


PARTS BOOK

Hugo

CATERPILLAR D6 TRACTOR

74 INCH GAUGE



SERIAL NUMBERS
44A6857 - UP

Caterpillar Tractor Co., General Offices, Peoria, Illinois • Caterpillar Americas Co., Peoria, Illinois
• Caterpillar Overseas S.A., Geneva • Caterpillar of Australia Ltd., Melbourne • Caterpillar Brasil
S.A., Sao Paulo • Caterpillar Tractor Co. Ltd., Glasgow • Caterpillar of Canada Ltd., Toronto •
Caterpillar France S.A., Grenoble • Caterpillar (Africa) (Pty) Ltd., Johannesburg • Caterpillar Mexicana
S.A. de C.V., Monterrey • Caterpillar Mitsubishi, Ltd., Tokyo • Tractor Engineers Ltd., Bombay

D6 TRACTOR 74 INCH GAUGE

HOW TO ORDER PARTS

Please be sure to furnish the quantity, part number and name of each part wanted. It is also important to give the serial number of the machine for which the parts are intended. Location of serial number plates may be determined by referring to the "Specifications" page of this parts book. It is suggested that you write the serial number of your machine in this space so that it will be readily available when you need it.

<p style="text-align: center;">THIS PARTS BOOK FOR MACHINE SERIAL NUMBER</p> <p>44A</p>
--

To insure prompt delivery, please don't overlook furnishing the correct name of the consignee, also the street address, town, county and state to which the parts are to be shipped, and indicate whether shipment is to be made by freight, express, parcel post or by other means.

WHERE TO ORDER PARTS

Caterpillar dealers maintain over 400 stores in the United States, and similar establishments are located strategically in nearly all countries throughout the world. These organizations are backed by the extensive facilities and resources of Caterpillar Tractor Co.

Dealer personnel are factory trained in the stocking and issuing of parts, and large stocks are constantly maintained to insure prompt service. Contact your nearest Caterpillar dealer to make sure that he has your name and address, the correct serial number of your machine, and an accurate list of accessories and attachments. This record will facilitate the issuance of parts when you need them in a hurry.

WHAT THE CATERPILLAR DEALER CAN DO FOR YOU

Caterpillar dealers are in the business of making it economical and profitable for you to own and operate Caterpillar machinery. They are in constant touch with the factory for new developments in repair and maintenance methods, operating procedures, and parts requirements. Their parts stocks are active and up-to-date, including all parts normally required to protect your investment in Caterpillar machinery.

Nearly all Caterpillar dealers offer 24-hour emergency service. For quick reference, write the name and address of the local dealer on your desk pad or the front of your phone book.

ONLY CATERPILLAR PARTS GIVE CATERPILLAR PERFORMANCE

The same quality and craftsmanship that has made Caterpillar products famous throughout the world is built into all Caterpillar replacement parts.

FRANÇAIS

COMMENT ÉTABLIR UNE COMMANDE DE PIÈCES DE RECHANGE. Il est nécessaire d'indiquer dans la commande, pour chaque pièce, la quantité désirée, le numéro de la pièce et sa désignation; il est également important de donner le numéro de série de la machine à laquelle les pièces sont destinées. L'emplacement, sur la machine, de la plaque portant le numéro de série est décrit à la page "Caractéristiques" ("Spécifications") de ce catalogue. Nous recommandons d'inscrire le numéro de série de la machine dans la case réservée à cet effet en page 1 de ce catalogue afin de faciliter la préparation des commandes.

Pour accélérer la livraison, ne manquez pas de préciser le nom et l'adresse complète du destinataire et d'indiquer le mode d'expédition (par chemin de fer, par route, par voie maritime ou aérienne, par colis postal, etc.).

OÙ COMMANDER LES PIÈCES DE RECHANGE. Le réseau des concessionnaires Caterpillar couvre la plupart des pays du monde; leurs installations sont situées de façon à servir au mieux la clientèle. De plus, les concessionnaires bénéficient de l'appui et des ressources considérables de Caterpillar Tractor Co. et de ses filiales.

Le personnel du concessionnaire est formé par l'usine. Sa formation couvre l'exécution des commandes et la gestion des stocks. Ceux-ci sont maintenus à un niveau important pour assurer l'exécution rapide des commandes. Ne manquez pas de communiquer les renseignements suivants au concessionnaire Caterpillar le plus proche de votre entreprise: le numéro de série de votre machine et une liste complète de ses équipements et accessoires, ainsi que votre nom et votre adresse. Ces renseignements faciliteront la livraison rapide des pièces quand vous en aurez besoin d'urgence.

CE QUE LE CONCESSIONNAIRE CATERPILLAR PEUT FAIRE POUR VOUS. Le rôle des concessionnaires Caterpillar est de contribuer à la rentabilité et à l'économie d'emploi de votre matériel Caterpillar. Constamment en rapport avec les usines, ils sont tenus au courant des méthodes de réparation et d'entretien les plus récentes, ainsi que des procédures de gestion et des pièces requises pour les différentes réparations ou modifications. Leur stock de pièces, fréquemment renouvelé et bien à jour, comprend toutes les pièces d'usage courant pour la protection de votre investissement en matériel Caterpillar. Les services d'urgence de la plupart des concessionnaires Caterpillar fonctionnent jour et nuit. Pour éviter toutes pertes de temps et recherches inutiles, notez le nom et l'adresse du concessionnaire Caterpillar dans votre agenda ou dans un carnet de numéros de téléphone utiles.

SEULES LES PIÈCES D'ORIGINE CATERPILLAR VOUS DONNENT LA QUALITÉ CATERPILLAR. Toutes les pièces de rechange Caterpillar possèdent la qualité de matière et de fabrication qui a fait le succès mondial du matériel Caterpillar.

ITALIANO

MODO DI ORDINARE LE PARTI DI RICAMBIO. Vi preghiamo di indicare con precisione: quantità, numero di parte e denominazione di ogni parte richiesta. È altresì importante precisare il numero di serie della macchina sulla quale dovranno essere montate le parti. Le targhe del numero di serie delle macchine possono essere rintracciate consultando la pagina "Specificazioni" di questo catalogo di parti. Vi consigliamo di scrivere il numero di serie della vostra macchina nello spazio apposito, sulla prima pagina di questo catalogo, in modo da poter essere facilmente e rapidamente consultato, in qualsiasi circostanza.

Per assicurare la pronta consegna, vi preghiamo di non mancare di fornire il nome esatto del destinatario, precisando inoltre l'indirizzo, e cioè: via, città e provincia, dove le parti dovranno essere spedite; specificando se la spedizione deve essere effettuata per ferrovia, espresso, pacco postale, o qualsiasi altro mezzo.

DOVE ORDINARE LE PARTI. I concessionari Caterpillar hanno organizzato depositi di parti di ricambio, convenientemente distribuiti in quasi tutti i paesi del mondo. Tutta l'organizzazione si avvale delle vaste risorse e mezzi della Caterpillar Tractor Co.

Il personale dei concessionari viene istruito dalla fabbrica nel mantenimento degli assortimenti e nella consegna delle parti. Inoltre, vasti depositi di parti, regolarmente riforniti, garantiscono la rapida consegna. Rivolgetevi al concessionario Caterpillar più vicino a voi, e assicuratevi che egli abbia il vostro nome e indirizzo, l'esatto numero di serie della vostra macchina ed una lista accurata dei vari accessori. Queste informazioni faciliteranno la pronta consegna delle parti nei casi di urgente necessità.

CIÒ CHE PUÒ FARE PER VOI IL CONCESSIONARIO CATERPILLAR. Lo scopo principale dei concessionari Caterpillar è di rendere vantaggioso ed economico per voi il possesso e l'impiego delle macchine Caterpillar. Essi sono in costante comunicazione con la fabbrica, e quindi al corrente di tutto ciò che riguarda miglioramenti nei sistemi di riparazione, di manutenzione e di impiego, nonché delle caratteristiche delle parti richieste. I loro assortimenti, efficienti e aggiornati, comprendono tutte le parti che sono normalmente richieste per salvaguardare il capitale da voi investito nelle macchine Caterpillar.

Quasi tutti i concessionari Caterpillar sono in grado di offrire servizi di emergenza di giorno e di notte. Per rapida consultazione, scrivete il nome e l'indirizzo del vostro concessionario locale sulla rubrica della vostra scrivania o nella testata del vostro elenco telefonico.

SOLTANTO LE PARTI CATERPILLAR GARANTISCONO IL RISULTATO TIPICO CATERPILLAR. Tutte le parti di ricambio Caterpillar sono costruite con le stesse qualità di materiali e accuratezza di lavorazione che hanno reso famosi in tutto il mondo i prodotti Caterpillar.

DEUTSCH

BESTELLUNGSANGABEN: Grundsätzlich ist bei jeder Bestellung die Ersatzteilnummer, die Ersatzteilbezeichnung und die Stückzahl anzugeben. Ausserdem muss unbedingt die Seriennummer der Maschine erscheinen, für welche die Teile bestellt werden. Die Lage des Seriennummerschildes an der Maschine ist aus der Seite: "Technische Daten" dieser Ersatzteilliste zu sehen. Es empfiehlt sich deshalb, die Seriennummer Ihrer Maschine auf der Vorderseite dieser Ersatzteilliste in dem, hierfür vorgesehenen Raum, einzutragen.

Eine schnelle Auslieferung von Bestellungen kann nur dann erfolgen, wenn der Name und die Empfangsadresse des Bestellers mit Hausnummer, Strasse, Stadt, Kreis und Land oder Kanton vollständig angegeben ist. Ausserdem sollte auf der Bestellung die gewünschte Versandart, wie z.B.: Paketpost, Bahnfracht, Spedition usw. angegeben werden.

BESTELLUNGS-AUFGABE: In allen Ländern der freien Welt werden Original Caterpillar Teile durch Caterpillar-Händler geliefert, deren Ersatzteillager leicht erreichbar zu Ihrer Verfügung stehen. Diese Caterpillar Händler stehen in direkter Verbindung mit dem Hauptwerk der Caterpillar Tractor Co., sowie deren Tochtergesellschaften und Ersatzteildepots.

Durch Werkschulung des Händlerpersonals in der Bearbeitung und Abfertigung von Ersatzteilbestellungen, sowie durch die dauernde Lagerhaltung grosser Ersatzteilbestände, wird Ihnen eine prompte Belieferung gewährleistet. Es empfiehlt sich, Ihrem Caterpillar Händler die genauen Seriennummern Ihrer Maschinen, sowie deren Anbaugeräte aufzugeben, damit er seinen Lagerbestand entsprechend abstimmen kann.

CATERPILLAR KUNDENDIENST: Die Hauptaufgabe Ihres Caterpillar Händlers besteht im Kundendienst und in der Betreuung von Caterpillar Maschinen. Durch den engen Kontakt mit dem Hauptwerk ist er bezüglich neuer Wartungs- und Reparaturmethoden, Einsatzmöglichkeiten und Ersatzteilneuheiten immer auf dem Laufenden. Sein Kundendienst ist bestens dazu geeignet, Ihre Kapitalsanlage in Caterpillar Maschinen ertragreich zu gestalten.

Fast alle Caterpillar Händler unterhalten einen Nacht- und Feiertagsdienst für dringende Bedarfsfälle. Diese wichtige Rufnummer sollte deshalb unbedingt in Ihrem Telefon- oder Anschriftenverzeichnis an prominenter Stelle eingetragen sein.

NUR CATERPILLAR ORIGINALTEILE GEWÄHRLEISTEN DIE VOLLE LEISTUNGSKRAFT IHRER CATERPILLAR MASCHINEN!

Jedes Caterpillar Originalersatzteil ist ein Qualitätserzeugnis von der gleichen Güte, die Caterpillar Maschinen in aller Welt berühmt gemacht hat.

ESPAÑOL

COMO PEDIR PIEZAS DE REPUESTO. Es necesario indicar la cantidad, el número y el nombre de cada pieza que se desee. Es también importante dar el número de serie de la máquina para la cual se requieren las piezas. La ubicación de las placas con el número de serie puede determinarse consultando la página de "Especificaciones" en este Libro de Piezas. Se sugiere que anote usted el número de serie de su máquina en la página No. 1 de este libro, a fin de que pueda obtenerlo cuando lo necesite.

Para que el despacho se efectúe con prontitud, es necesario que se dé el nombre correcto del consignatario, así como la dirección, ciudad, estado (o provincia o departamento) y país donde deben enviarse las piezas. Asimismo, debe especificarse la forma de transporte, ya sea carga, expreso, paquete postal, u otra diferente.

DONDE PEDIR LAS PIEZAS. Los Distribuidores Caterpillar tienen establecimientos estratégicamente situados en todo el mundo. Estas organizaciones están respaldadas por las extensas facilidades y recursos de Caterpillar Tractor Co. y sus subsidiarias.

El personal de los distribuidores ha recibido adiestramiento en la fábrica sobre el almacenamiento y envío de piezas. Se mantienen, además, grandes existencias de repuestos para asegurar un servicio rápido. Póngase en contacto con el Distribuidor Caterpillar más cercano para asegurarse que tienen su nombre y su dirección, el número de serie correcto de su máquina y una lista exacta de piezas y accesorios. La exactitud de estos datos facilitará el envío de repuestos cuando usted los necesite con urgencia.

LO QUE EL DISTRIBUIDOR CATERPILLAR PUEDE HACER POR USTED. Los Distribuidores tienen como finalidad el hacer económicos y fructíferos para usted la posesión y uso de las máquinas CATERPILLAR. Ellos están en contacto continuo con la fábrica, a fin de enterarse de los últimos adelantos en los métodos de reparación y conservación, de los procedimientos de trabajo y los requerimientos de piezas. Sus existencias de piezas tienen gran movimiento y están siempre al día, especialmente todas aquellas que se requieren usualmente para proteger la inversión que Ud. hace en máquinas CATERPILLAR.

Casi todos los Distribuidores ofrecen servicio de emergencia 24 horas al día. Para referencia rápida, escriba el nombre y dirección del Distribuidor local en la carpeta de su escritorio, o en la cubierta de su guía telefónica.

SOLO LAS PIEZAS CATERPILLAR DAN RENDIMIENTO CATERPILLAR. Todas las piezas CATERPILLAR se fabrican según las normas de alta calidad y mano de obra que han hecho famosos los productos CATERPILLAR.

PORTUGUÊS

COMO FAZER OS PEDIDOS DE PEÇAS—Indique a quantidade, o número de referência e o nome das peças desejadas, sendo também importante dar o número de série da máquina a que elas se destinam. A situação das chapas com o número de série está descrita na página das especificações deste catálogo. Sugerimos que escreva o número de série da sua máquina no espaço reservado para este fim na primeira página deste catálogo, para tê-lo fácil quando precisar.

A fim de assegurar pronta entrega, dê o nome correto do consignatário, com endereço completo incluindo rua e número, cidade, estado ou província e país para onde as peças devem ser remetidas, indicando também se o despacho deve ser feito por via marítima, terrestre ou aérea, pelo correio simples ou expreso ou por outro meio de transporte.

PARA ONDE DIRIGIR OS PEDIDOS DE PEÇAS—Os revendedores Caterpillar mantêm estabelecimentos comerciais localizados estrategicamente em quase todos os países do mundo e que contam com as facilidades e recursos da Caterpillar Tractor Co., bem como das suas subsidiárias.

Eles dispõem de pessoal especialmente treinado na fábrica em serviços de peças e mantêm grandes estoques atualizados para servi-lo com presteza. Entre em contacto com o revendedor Caterpillar mais próximo e veja que êle tenha o seu nome e endereço, bem como o número de série correto da sua máquina e uma lista completa dos acessórios e equipamentos. Estas informações facilitarão a remessa de peças quando as precisar com urgência.

OS REVENDADORES CATERPILLAR PODEM FAZER MUITO POR V.S.—Eles têm interesse em tornar econômico e lucrativo o uso das máquinas Caterpillar. Pelo contacto permanente com a fábrica, estão sempre ao par dos últimos métodos de reparo e manutenção, técnicas de manêjo das máquinas e necessidade de peças sobressalentes. Seus estoques são ativos e atualizados, incluindo todas as peças normalmente necessárias para a proteção do investimento de V. S. no maquinário Caterpillar.

Quase todos os revendedores Caterpillar atendem serviços de emergência a qualquer hora do dia ou da noite. Para referência imediata, escreva o nome e o endereço do seu revendedor no livro de anotações da sua escreveninha ou na primeira página da sua lista telefônica.

A QUALIDADE CATERPILLAR SO EXISTE NAS PEÇAS CATERPILLAR—Todas as peças sobressalentes Caterpillar são feitas com o mesmo esmero e qualidade que tornaram os produtos Caterpillar famosos no mundo inteiro.

INDEX

Diesel Engine (Page 14)

Name	Page	Name	Page
Accessory Drive	37	Fuel Valves and Lines	41
Air Cleaner	18	Gauge—Oil	44
Belt Tightener	17	Governor	34
Breather	19	Guard—Radiator	16
Camshaft	32	Heat Indicator	44
Connecting Rod	32	Manifold	19
Control—Compression Release	33	Oil Cooler	42
Control—Fuel Pump	34	Piston	32
Control—Governor	34	Pump and Filter—Fuel Transfer	38
Crankshaft	30	Pump—Oil	43
Crankshaft Bearings	31	Pump—Water	17
Cylinder Block and Covers	24	Radiator	14
Cylinder Head	20	Service Meter	48
Fan—Suction	16	Specifications	184
Filter—Fuel	39	Tools	181
Filter—Oil	47	Transfers	183
Flywheel	31	Valve Mechanism	20
Fuel Pump Housing	34		

Starting Engine (Page 49)

Air Cleaner	59	Filter—Oil	57
Camshaft and Governor	55	Fuel System	57
Carburetor	58	Ignition System	61
Clutch and Brake	66	Magneto	62
Connecting Rod	55	Manifold	59
Control—Brake	65	Piston	55
Control—Choke	58	Pump—Oil	56
Control—Clutch	65	Starter Pinion	67
Control—Starter Pinion	65	Starter—Recoil	64
Control—Throttle	58	Support	49
Crankshaft	54	Valve Mechanism	50
Cylinder Block and Covers	52	Water Lines	49
Cylinder Head	50		

Clutch, Transmission and Chassis (Page 69)

Name	Page	Name	Page
Battery Box	100	Fuel System	100
Brakes	86	Guard—Track Roller Frame	96
Clutch—Flywheel	72	Hood and Dash	98
Clutch—Steering	85	Idler—Front	92
Control—Flywheel Clutch	70	Power Train	69
Control—Gear Shift	70	Roller—Track	95
Control—Steering Clutch	84	Roller—Track Carrier	96
Control Mechanism—Steering Clutch Hydraulic	82	Seat Cushions	101
Drawbar	101	Spring—Equalizer	93
Fenders	99	Track	94
Final Drive	88	Transmission	76
Frame—Track Roller	97	Transmission Case and Covers	80

Attachments (Page 102)

Bearing—Pinion Shaft Front	174	Oil System—Bevel Gear Shaft Bearing	170
Cab	122	Prescreener	107
Canopy	126	Protection Cap—Starting Engine Fuel Tank	111
Control—Choke and Throttle	165	Protection Cover—Fuel Tank	111
Curtain—Canopy	124	Protection Cover—Oil Filler	112
Drawbar—Swinging	104	Pump—Fuel Priming	166
Extension—Air Cleaner Inlet	108	Rain Cap	108
Fan—Blower	102	Rain Trap—Exhaust	109
Fan—Defroster	121	Seat Belt	169
Fan—Reversible Blade	102	Spark Arrester	110
Fuel System	168	Starting Aid—Ether	168
Guard—Brush	106	Starting—Electric	146
Guard—Crankcase	105	Street Plates	176
Guard—Precleaner	107	Tools	181
Guard—Track Roller Dirt	177	Track	178
Heater—Cab	126	Track Adjusting—Hydraulic	179
Hinge—Radiator Guard	103	Transmission—Conversion	175
Hook—Front Pull	104	Transmission—Optional	172
Idler—Front	176	Turbocharger	113
Lighting System—12 Volt	129	Windshield Wiper	121
Lighting System—24 Volt	138		
Muffler	110		

INDEX ALPHABÉTIQUE

Moteur diesel (Page 14)

Désignation	Page	Désignation	Page
Arbre à cames	32	Pistons	32
Bielles	32	Pompe à eau	17
Bloc-cylindres	24	Pompe à huile de graissage	43
Caractéristiques	184	Pompe d'alimentation et filtre de carburant	38
Collecteurs	19	Pompe d'injection	34
Compteur d'entretien	48	Protège-radiateur	16
Coussinets de vilebrequin	31	Radiateur	14
Crémaillère	34	Réfrigérant d'huile de graissage	42
Culasse	20	Régulateur	34
Décompresseur (commande)	33	Reniflard	19
Entraînements secondaires	37	Soupapes et train de commande	20
Filtre à air	18	Tendeur de courroie	17
Filtre à carburant diesel	39	Thermomètre (eau)	44
Filtre à huile de graissage	47	Timonerie de régulateur	34
Injecteurs et tuyauterie	41	Ventilateur aspirant	16
Instructions sur décalcomanies	183	Vilebrequin	30
Manomètre de pression d'huile	44	Volant	31
Outilsage	181		

Groupe de lancement (Page 49)

Alimentation d'essence (gazoline)	57	Freins (commande)	65
Allumage électrique	61	Lanceur à câble	64
Arbre à cames et régulateur	55	Magnéto	62
Bielles	55	Pignon de lancement	67
Bloc-cylindres	52	Pistons	55
Carburateur	58	Pompe à huile	56
Collecteurs	59	Soupapes et train de commande	50
Commande de lancement	65	Support moteur	49
Culasse	50	Tuyauterie d'eau	49
Embrayage et frein	66	Vilebrequin	54
Filtre à air	59	Volet de départ et accélérateur	58
Filtre à huile de graissage	57		

Bâti et organes de transmission (Page 69)

Alimentation en carburant diesel	100	Bâti arrière	80
Barre d'attelage	101	Boîte de vitesses	76

Bâti et organes de transmission—Continué

Désignation	Page	Désignation	Page
Boîte de vitesses (timonerie)	70	Embrayages de direction (commande)	84
Capot et tablier	98	Embrayages de direction (commande du servo)	82
Chaînes de roulement	94	Freins	86
Châssis porteurs	97	Galets inférieurs	95
Châssis porteurs (tôlerie de protection)	96	Galets supérieurs	96
Coffre à batterie	100	Garde-boue	99
Embrayage principal	72	Mécanisme de transmission	69
Embrayage principal (commande)	70	Réducteurs latéraux	88
Embrayages de direction	85	Ressort transversal de suspension	93
		Roues avant	92
		Siège (coussins)	101

Accessoires (Page 102)

Alimentation en carburant	168	Filtre à air (rallonge de prise d'air)	108
Barre d'attelage oscillante	104	Injection d'éther	168
Boîte de vitesses (groupe de transformation)	175	Outils	181
Boîte de vitesses spéciale	172	Pare-étincelles	110
Cabine	122	Patins de route	176
Ceinture de sécurité	169	Pompe d'amorçage	166
Chaînes de roulement	178	Pot d'échauffement	110
Chaînes de roulement (tendeur hydraulique)	179	Pot-déflexeur (échappement)	109
Chapeau de sûreté (réservoir)	111	Préfiltre (protecteur)	107
Chapeau de sûreté (réservoir du moteur de lancement)	111	Protège-carter moteur	105
Chapeau de sûreté (tubulure de remplissage d'huile)	112	Protège-galets	177
Commandes de carburateur	165	Protège-radiateur sur charnière	103
Crochet AV	104	Radiateur de chauffage cabine	126
Dégivreur	121	Rideau de toit	124
Démarrage électrique	146	Roues AV	176
Dispositif de graissage du couple conique	170	Roulement AV d'arbre de pignon conique	174
Eclairage électrique (12 volts)	129	Tamis de préfiltre	107
Eclairage électrique 24 volts)	138	Toit	126
Essuie-glace	121	Tôle pare-broussailles	106
		Turbo-compresseur	113
		Ventilateur à pales réversibles	102
		Ventilateur soufflant	102
		Volet du tuyau d'échappement	108

INDICE

Motor Diesel (Página 14)

Nombre	Página	Nombre	Página
Bielas	32	Filtro del Aceite	47
Bloque del Motor y Tapas	24	Filtro del Combustible	39
Bomba de Alimentación y Filtro	38	Herramientas	181
Bomba del Aceite	43	Horómetro	48
Bomba del Agua	17	Indicador de Temperatura	44
Caja de las Bombas del Combustible	34	Inyectores y Tuberías	41
Calcomanías	183	Mando de Accesorios	37
Cigüeñal	30	Manómetro del Acèite	44
Cojinetes de Bancada	31	Mecanismo de las Válvulas	20
Control de la Descompresión	33	Múltiple	19
Control—Bombas del Combustible	34	Pistón	32
Control del Regulador	34	Protección del Radiador	16
Culata	20	Radiador	14
Eje de Levas	32	Regulador	34
Enfriador del Aceite	42	Respiradero	19
Especificaciones	184	Tensor de la Correa	17
Filtro de Aire	18	Ventilador de Succión	16
		Volante	31

Motor de Arranque (Página 49)

Acelerador	58	Filtro de Aire	59
Bielas	55	Filtro del Aceite	57
Bloque del Motor y Tapas	52	Magneto	62
Bomba del Aceite	56	Mecanismo de Enrollado Automático para el Arranque	64
Carburador	58	Mecanismo de las Válvulas	50
Cigüeñal	54	Múltiple	59
Control de la Estrangulación	58	Piñón de Arranque	67
Control del Embrague	65	Pistón	55
Control del Freno	65	Sistema de Ignición	61
Control del Piñón de Arranque	65	Sistema del Combustible	57
Culata	50	Soporte	49
Eje de Levas y Regulador	55	Tuberías del Agua	49
Embrague y Freno	66		

Embrague, Transmisión y Chasis (Página 69)

Barra de Tiro	101	Caja de la Batería	100
Bastidor de los Rodillos	97	Caja de la Transmisión y Tapas	80

Embrague, Transmisión y Chasis—Continuación

Nombre	Página	Nombre	Página
Capó y Tablero	98	Mecanismo de Control	
Carril	94	Hidráulico de Embragues	
Cojines del Asiento	101	de Dirección	82
Control—Cambios	70	Protección—Bastidor de los	
Control de Embrague de		Rodillos	96
Dirección	84	Resorte Compensador	93
Control del Embrague Principal	70	Rodillos Inferiores	95
Embrague de Dirección	85	Rodillos Superiores	96
Embrague Principal	72	Rueda Guía	92
Frenos	86	Sistema del Combustible	100
Mandos Finales	88	Tapabarros	99
		Transmisión	76
		Tren de Potencia	69

Accesorios (Página 102)

Ajuste Hidráulico del Carril	179	Protección del Radiador con	
Antefiltro Especial	107	Charnela	103
Arranque Eléctrico	146	Rueda Guía	176
Barra de Tiro Giratoria	104	Silenciador	110
Bomba de Cebado del		Sistema de Alumbrado—	
Combustible	166	12 Voltios	129
Cabina	122	Sistema de Alumbrado—	
Calentador para la Cabina	126	24 Voltios	133
Carril	178	Sistema del Aceite—Cojinetes	
Cinturón de Seguridad	169	del Eje de la Corona	170
Cojinete Delantero del Eje del		Sistema del Combustible	168
Piñón	174	Tapa contra la Lluvia	108
Control—Estrangulación y		Tapa Protectora—Tanque del	
Acelerador	165	Combustible	111
Cortina—Toldo	124	Tapa Protectora—Tanque del	
Extensión de la Admisión del		Combustible del Motor de	
Filtro de Aire	108	Arranque	111
Gancho Delantero	104	Tapa Protectora—Tubo de	
Guardallamas	110	Llenado del Aceite	112
Herramientas	181	Toldo	126
Inyector de Eter	168	Trampa contra la Lluvia—Escape	109
Limpia Parabrisas	121	Transmisión—Conversión	175
Protección Contra Maleza	106	Transmisión—Opcional	172
Protección del Antefiltro	107	Turboalimentador	113
Protección del Cáster	105	Ventilador de Paletas Reversibles	102
Protección de los Rodillos		Ventilador Descongelador	121
Inferiores	177	Ventilador Insuflador	102
		Zapatas para Calle	176

ÍNDICE

Motor diesel (Página 14)

Nomenclatura	Página	Nomenclatura	Página
Arrefecedor do óleo.....	42	Especificações	184
Árvore de comando das válvulas	32	Ferramentas	181
Árvore de manivelas (virabrequim)	30	Filtro de óleo.....	47
Biela	32	Filtro principal do combustível....	39
Bloco do motor e tampas.....	24	Horômetro	48
Bomba d'água	17	Indicador da temperatura (termômetro)	44
Bomba de óleo.....	43	Mancais principais do motor....	31
Bomba de transferência do combustível e filtro.....	38	Manômetro do óleo.....	44
Cabeçote	20	Mecanismo das válvulas.....	20
Caixa das bombas injetoras.....	34	Pistão	32
Coletor	19	Protetor do radiador.....	16
Comando de acessórios.....	37	Purificador de ar.....	18
Contrôle da descompressão.....	33	Radiador	14
Contrôle do regulador de velocidade (acelerador)	34	Regulador de velocidade.....	34
Cremálheira do combustível.....	34	Respiro	19
Decalcomanias	183	Tensor das correias.....	17
		Válvulas injetoras e tubos.....	41
		Ventilador de sucção.....	16
		Volante do motor.....	31

Sistema de partida (Página 49)

Acelerador	58	Contrôle do pinhão de partida....	65
Afogador	58	Embreagem e freio.....	66
Árvore de comando das válvulas e regulador de velocidade....	55	Filtro de óleo.....	57
Árvore de manivelas (virabrequim)	54	Magneto	62
Biela	55	Mecanismo das válvulas.....	50
Bloco do motor e tampas.....	52	Mecanismo retráctil do cabo de partida	64
Bomba de óleo.....	56	Pinhão de partida.....	67
Cabeçote	50	Pistão	55
Carburador	58	Purificador de ar.....	59
Coletor	59	Sistema de alimentação do combustível	57
Contrôle da embreagem.....	65	Sistema de ignição.....	61
Contrôle do freio.....	65	Suporte	49
		Tubos d'água	49

Sistema de transmissão e chassi (Página 69)

Nomenclatura	Página	Nomenclatura	Página
Almofadas do assento	101	Contrôle hidráulico das embreagens de direção	82
Armação dos rolêtes de esteira	97	Embreagem de direção	85
Barra de tração	101	Embreagem principal	72
Caixa das baterias	100	Esteira	94
Caixa de mudanças	76	Freios	86
Capô e painel	98	Mola de suspensão	93
Carcassa da caixa de mudanças e tampas	80	Pára-lamas	99
Comando final	88	Protetor da armação dos rolêtes inferiores	96
Contrôle da embreagem principal	70	Roda-guia	92
Contrôle das embreagens de direção	84	Rolête inferior	95
Contrôle das marchas	70	Rolête superior	96
		Sistema de transmissão	69
		Tanque de combustível	100

Acessórios (Página 102)

Acelerador e afogador	165	Pára-fagulhas	110
Aquecedor da cabine	126	Partida elétrica	146
Barra de tração oscilável	104	Pré-purificador de ar	107
Bomba manual de purgação do combustível	166	Protetor do cárter	105
Cabine	122	Protetor do pré-purificador	107
Caixa de mudanças optativa	172	Protetor dos rolêtes inferiores	177
Calços para as sapatas	176	Roda-guia	176
Calha contra chuva	109	Rolamento dianteiro do pinhão	174
Cinto de segurança	169	Silenciador	110
Conversão da caixa de mudanças	175	Sistema de combustível	168
Cortinas do tóldo	124	Sistema de iluminação—12 volts	129
Descongelador do pára-brisa	121	Sistema de iluminação—24 volts	138
Esteira	178	Tampa do bocal do cárter com cadeado	112
Extensão da tomada de ar	108	Tampa do cano de descarga	108
Ferramentas	181	Tampa do tanque de combustível com cadeado	111
Gancho dianteiro	104	Tampa do tanque de gasolina com cadeado	111
Grade articulada do radiador	103	Tensor hidráulico das esteiras	179
Grupo de lubrificação dos rolamentos da coroa	170	Tóldo	126
Guarda-mato	106	Turbocompressor	113
Injetor de éter	168	Ventilador de pás reversíveis	102
Limpador do pára-brisa	121	Ventilador de sôpro	102

INHALTSVERZEICHNIS

Dieselmotor (Seite 14)

Bezeichnung	Seite	Bezeichnung	Seite
Abziehbilder	183	Ölkühler	42
Dekompressionshebel	33	Pleuel	32
Einspritzpumpegehäuse	34	Regler	34
Entlüfter	19	Reglerzahnstange	34
Gasgestänge	34	Riemenspanner	17
Kolben	32	Sauglüfter	16
Kraftstofffilter	39	Schmierfilter	47
Kraftstoffförderpumpe und Filter	38	Schmierpumpe	43
Kraftstoffventile und Leitungen	41	Schwungscheibe	31
Krümmen	19	Steuerantrieb	37
Kühlernetz	14	Technische Daten	184
Kühlerschutz	16	Ventilsteuerung	20
Kurbellager	31	Wärmemesser	44
Kurbelwelle	30	Wartungsmesser	48
Luftreiniger	18	Wasserpumpe	17
Motorblock und Deckel	24	Werkzeuge	181
Nockenwelle	32	Zylinderkopf	20
Öldruckmesser	44		

Startermotor (Seite 49)

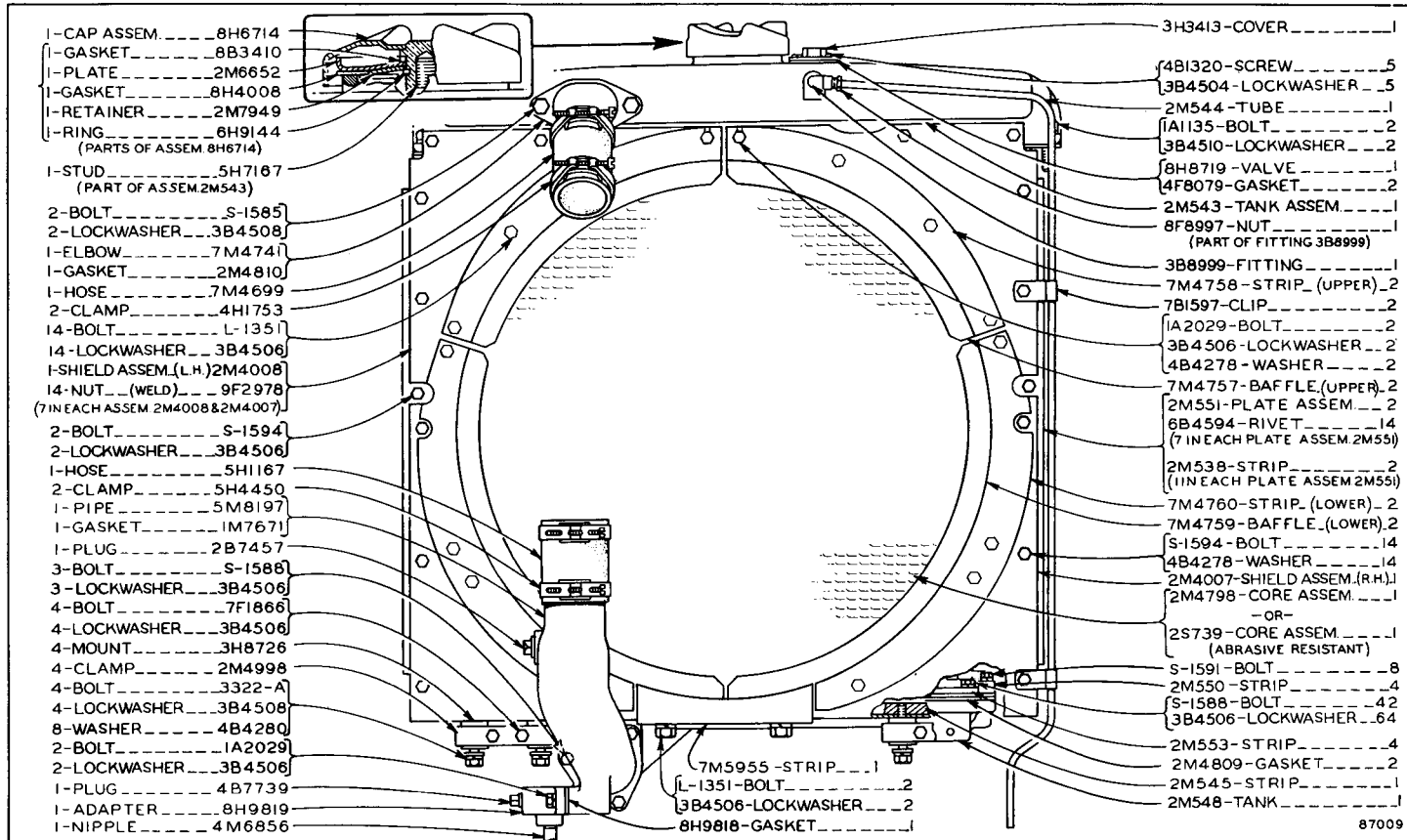
Anreisstarter	64	Nockenwelle und Regler	55
Aufhängung	49	Pleuel	55
Bremsgestänge	65	Schmierfilter	57
Gasgestänge	58	Schmierpumpe	56
Kolben	55	Starterritzel	67
Kraftstoffanlage	57	Starterritzelgestänge	65
Krümmen	59	Ventilsteuerung	50
Kupplung und Bremse	66	Vergaser	58
Kupplungsgestänge	65	Wasserleitungen	49
Kurbelwelle	54	Zündanlage	61
Luftklappengestänge	58	Zündmagnet	62
Luftreiniger	59	Zylinderkopf	50
Motorblock und Deckel	52		

Kupplung, Getriebe und Laufwerk (Seite 69)

Bezeichnung	Seite	Bezeichnung	Seite
Ausgleichstraverse	93	Laufrolle	95
Batteriekasten	100	Laufwerkrahmen	97
Bremsen	86	Laufwerkrahmenverkleidung	96
Endantrieb	88	Leitrad	92
Getriebe	76	Lenkkupplung	85
Getriebegehäuse und Deckel	80	Lenkkupplungsgestänge	84
Hauptkupplung	72	Motorhaube und Armaturenbrett	98
Hauptkupplungsgestänge	70	Schutzbleche	99
Hydraulikbetätigung der Lenkkupplungen	82	Schaltgestänge	70
Kraftstoffanlage	100	Sitzpolster	101
Kraftübertragung	69	Stützrolle	96
Laufkette	94	Zughaken	101

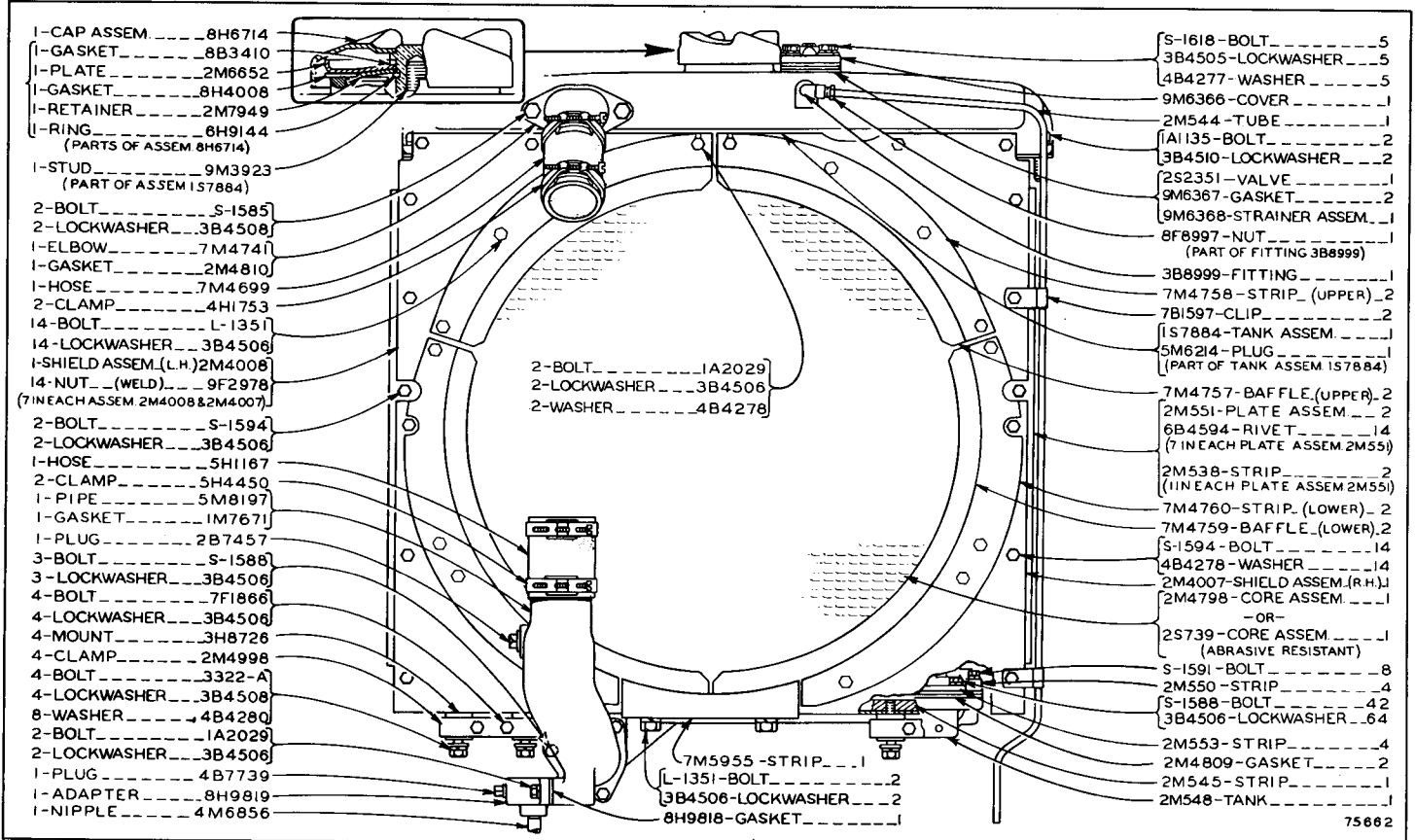
Zubehör (Seite 102)

Abschliessbare Tankkappe (Haupttank)	111	Kurbelgehäuseschutz	105
Abschliessbare Kappe (Ölfüllstutzen)	112	Laufkette	178
Abschliessbare Tankkappe (Startermotor)	111	Laufrollenschutz	177
Ätherstarthilfe	168	Leitrad	176
Anlasser, elektrisch	146	Lüfter, umkehrbar	102
Antriebsritzellager, vorne	174	Luftklappen- und Gashebelgestänge	165
Auspuffdämpfer	110	Luftsaugrohrverlängerung	108
Beleuchtungsanlage, 12 Volt	129	Motorseitenverkleidung	106
Beleuchtungsanlage, 24 Volt	138	Regenfänger	109
Drucklüfter	102	Regenhaube	108
Entfrostergebläse	121	Scheibenwischer	121
Fahrerhaus	122	Schmiersystem für Tellerradwelle	170
Fahrerhausheizung	126	Sitzgurt	169
Frontzughaken	104	Sondergetriebe	172
Funkenfänger	110	Strassenplatten	176
Getriebeumbaugruppe	175	Turbolader	113
Handkraftstoffpumpe	166	Vorabscheider	107
Kettenspanner, hydraulisch	179	Vorreinigerschutz	107
Kraftstoffanlage	168	Werkzeuge	181
Kühlerschutz mit Scharnieren	103	Wetterdach	126
		Wetterdachplane	124
		Zughaken, unstart	104



RADIATOR—Rear View
 Serial No. 44A6857 to 44A8247 inclusive
 Note: 6F6041 Rust Inhibitor is available

87009

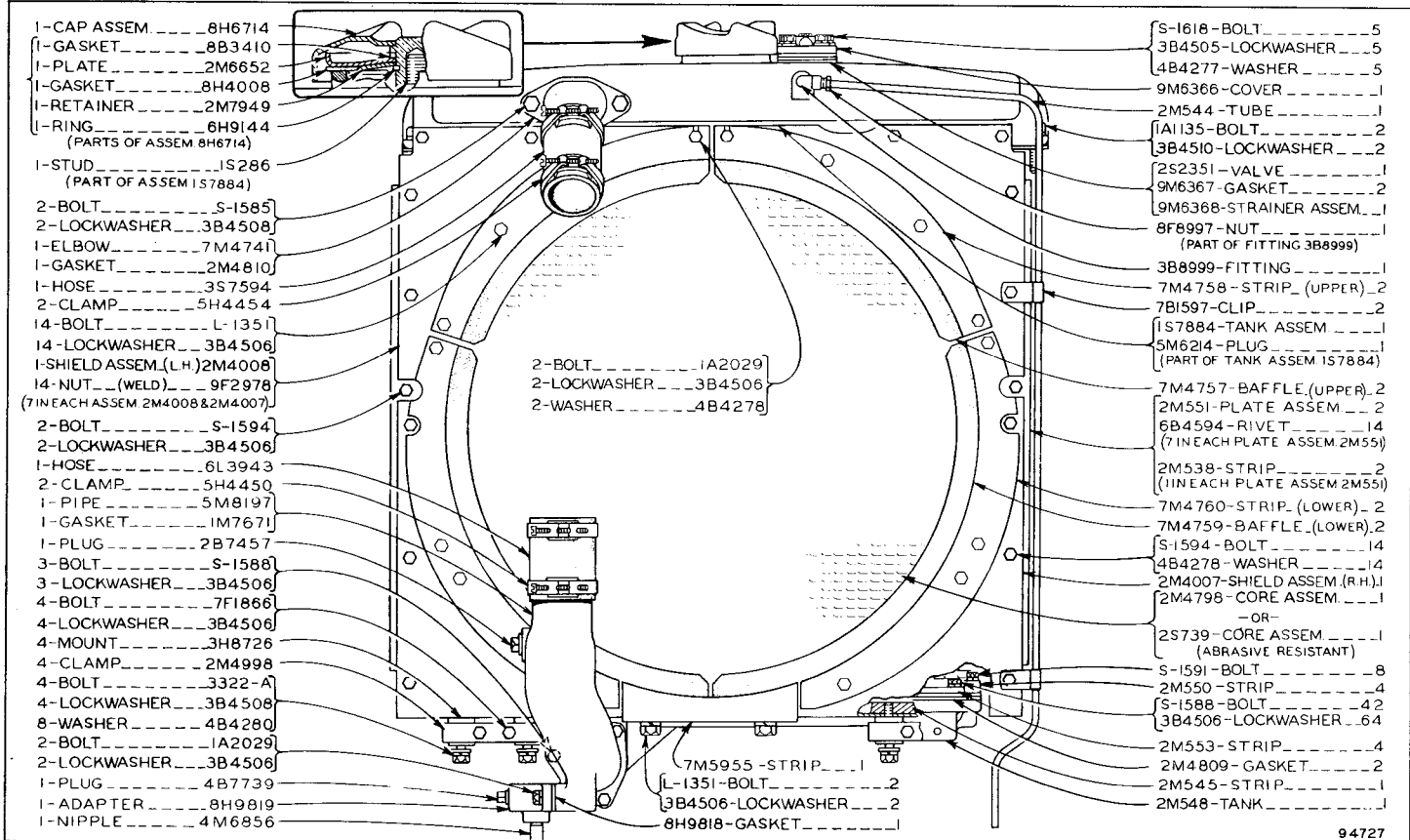


75662

RADIATOR—Rear View

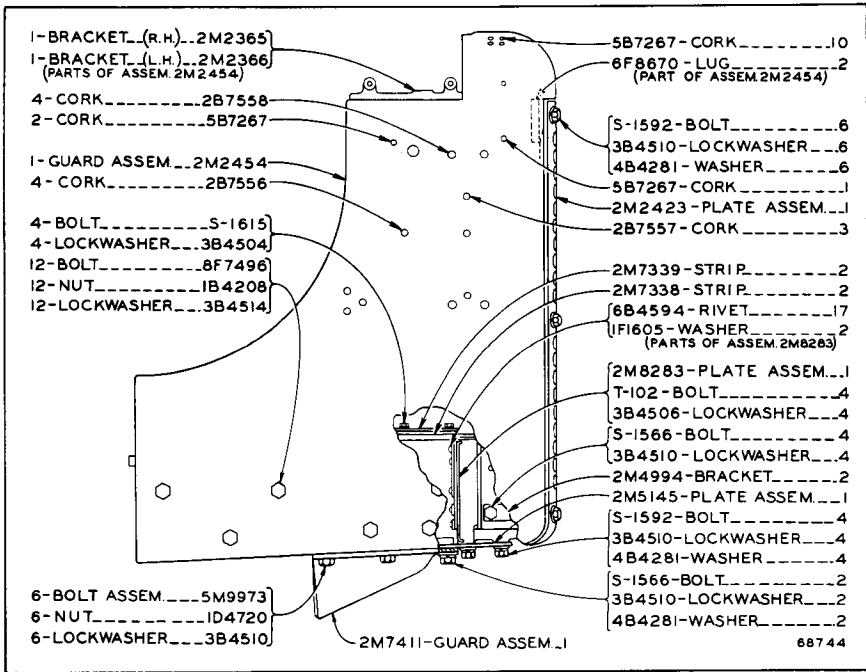
Serial No. 44A8248 to 44A10134 inclusive

Note: 6F6041 Rust Inhibitor is available

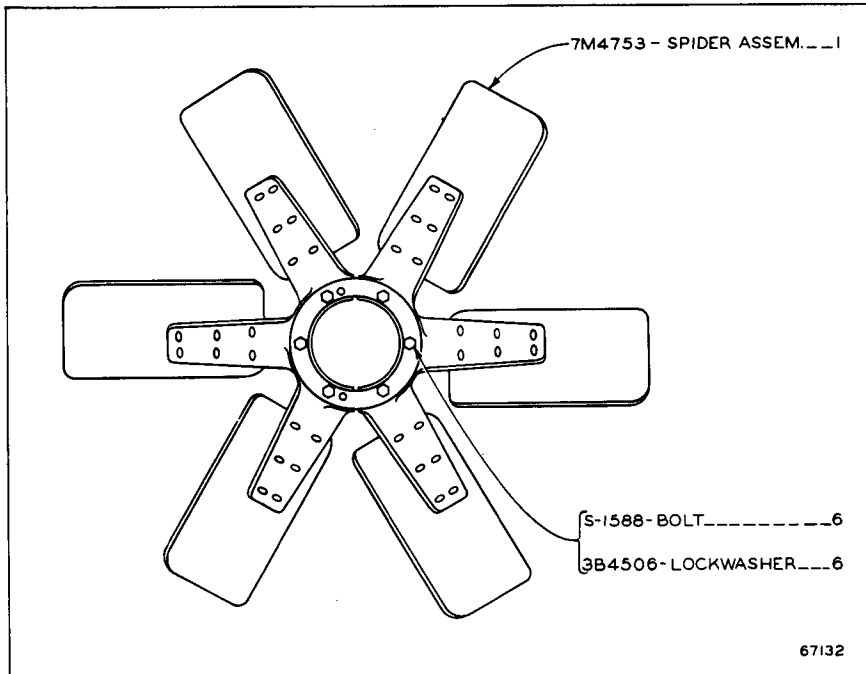


RADIATOR—Rear View

Effective with Serial No. 44A10135
 Note: 6F6041 Rust Inhibitor is available



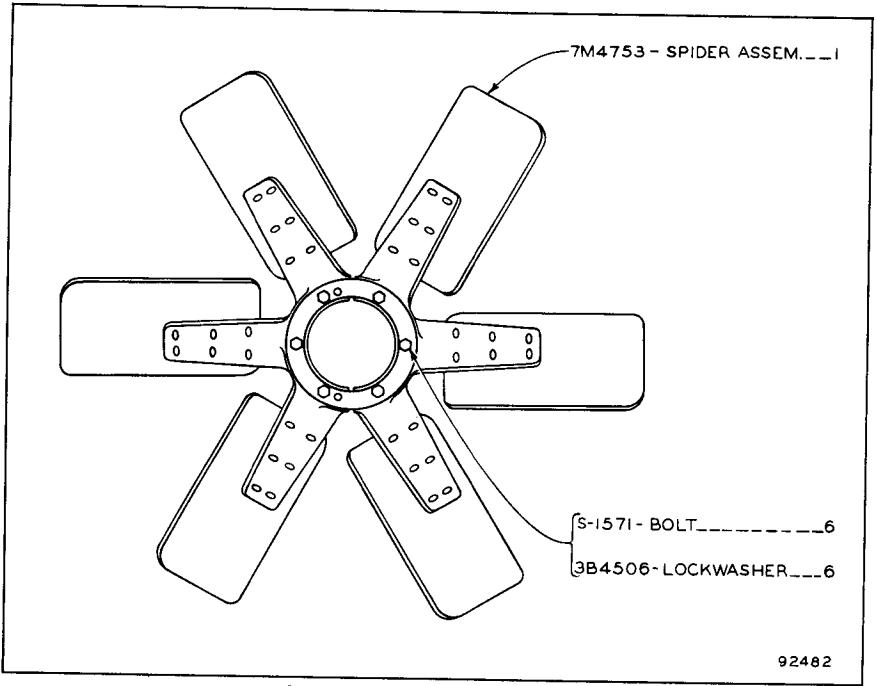
RADIATOR GUARD



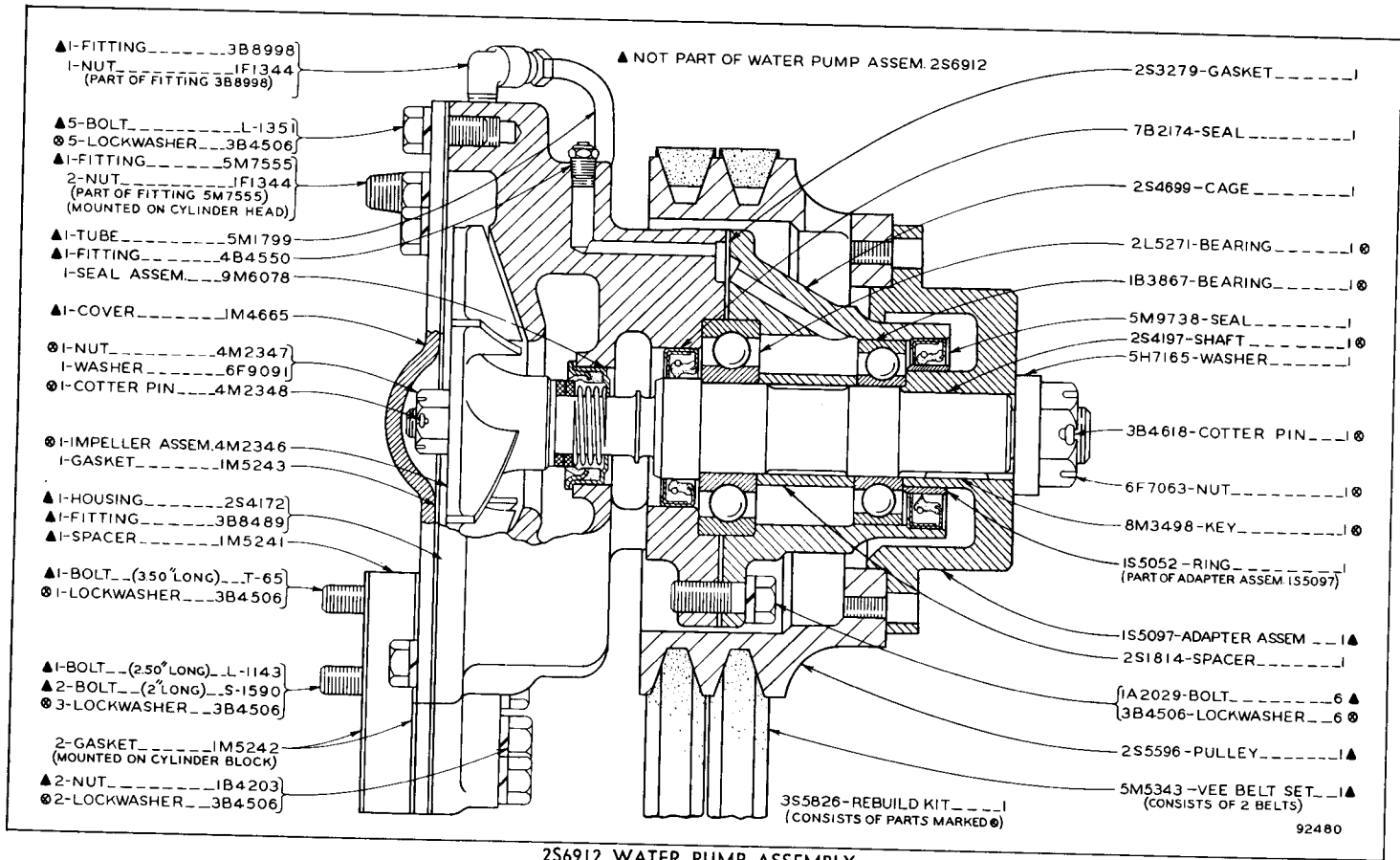
7M4752 SUCTION FAN GROUP

Serial No. 44A6857 to 44A9206 inclusive
 Refer also to Pages 102 and 102A for special parts

ALWAYS GIVE SERIAL NUMBER WHEN ORDERING PARTS

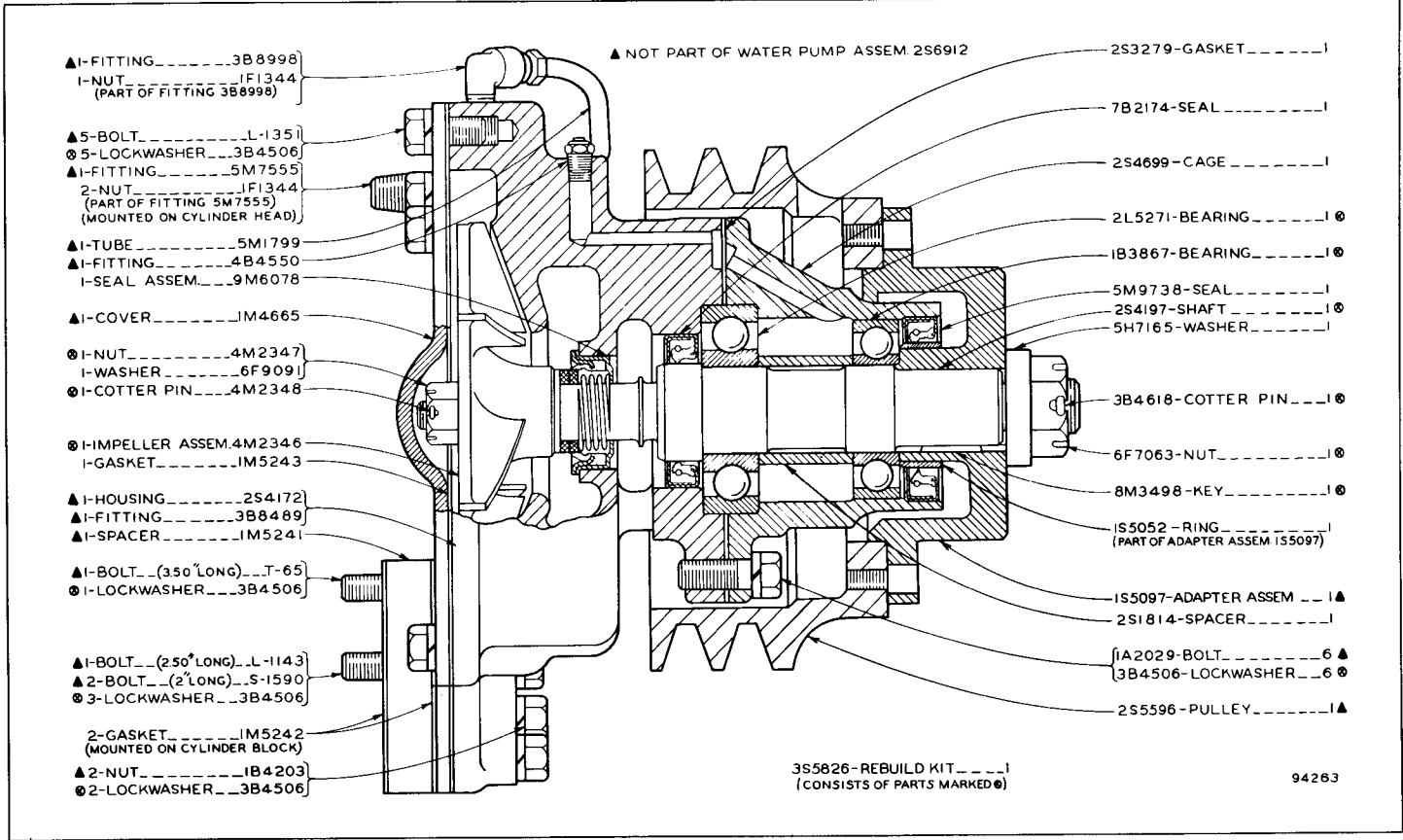


1S5002 SUCTION FAN GROUP
Effective with Serial No. 44A9207
Refer also to Pages 102A and 103 for special parts



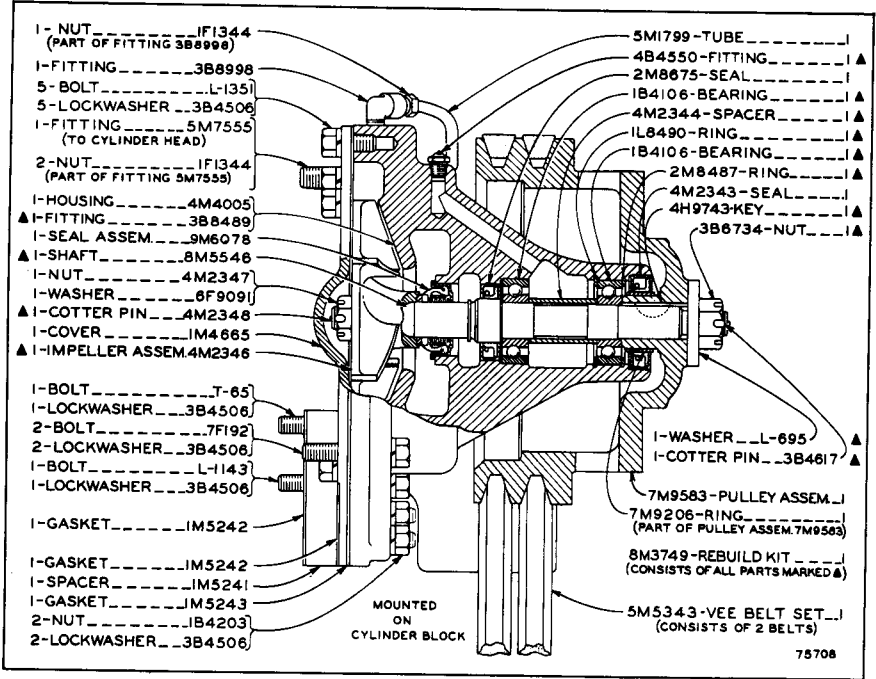
2S6912 WATER PUMP ASSEMBLY
Serial No. 44A9207 to 44A9685 inclusive
See Page 27 for Gasket Kit

92480

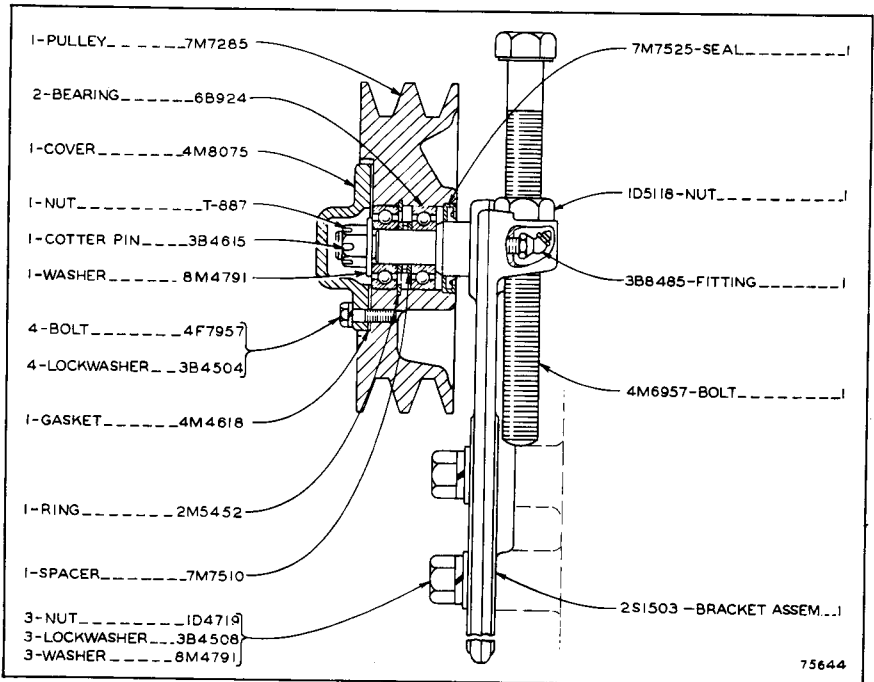


94263

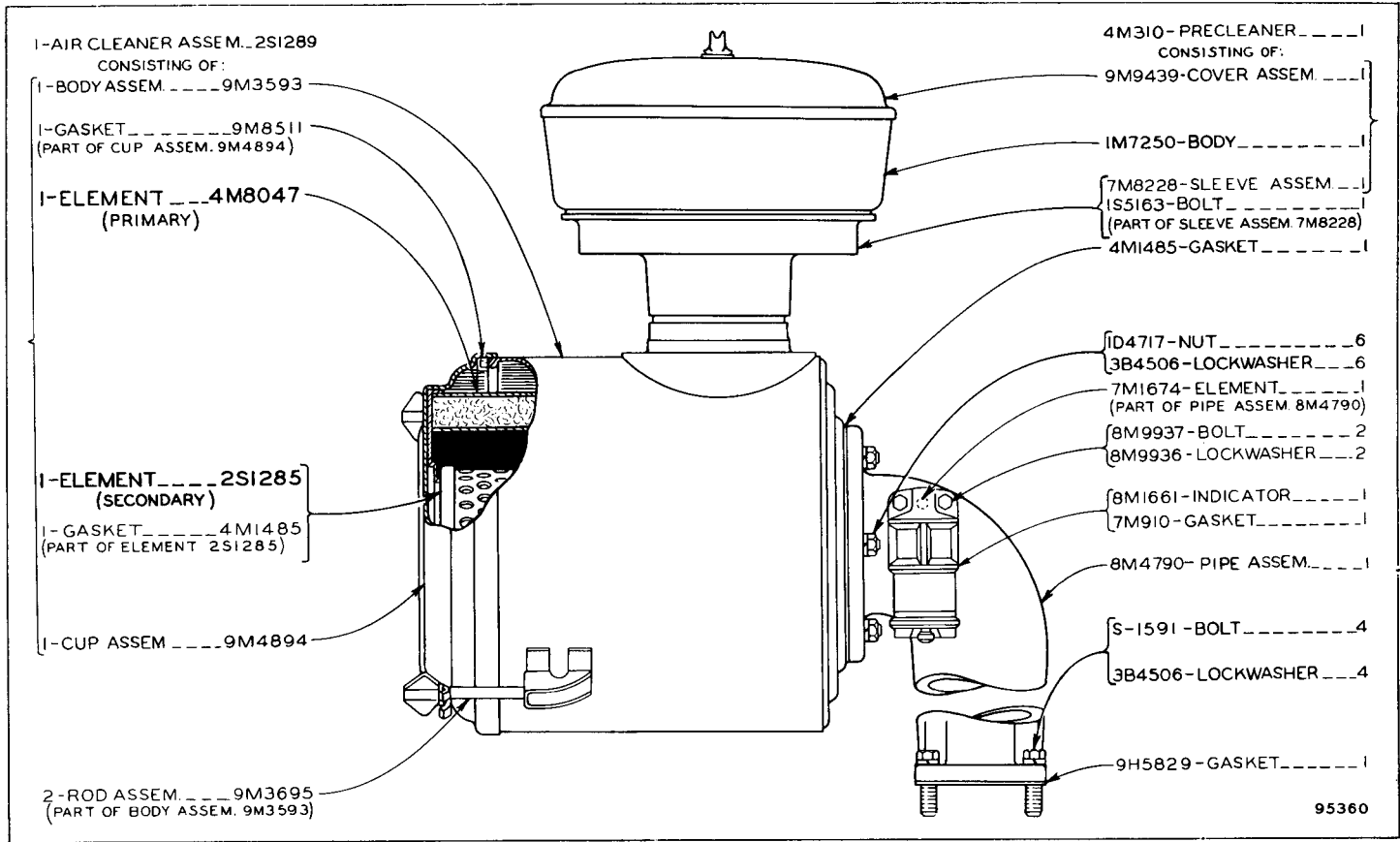
2S6912 WATER PUMP ASSEMBLY
 Effective with Serial No. 44A9686
 See Page 27 for Gasket Kit



7M4751 WATER PUMP GROUP
Serial No. 44A6857 to 44A9206 inclusive
See Page 27 for Gasket Kits

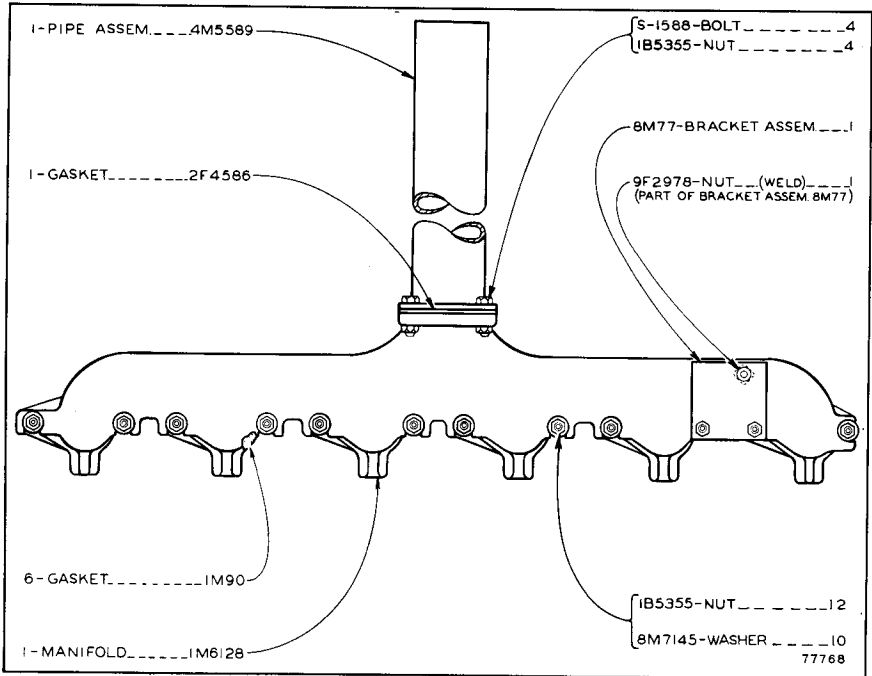


ONLY "CATERPILLAR" PARTS GIVE "CATERPILLAR" PERFORMANCE



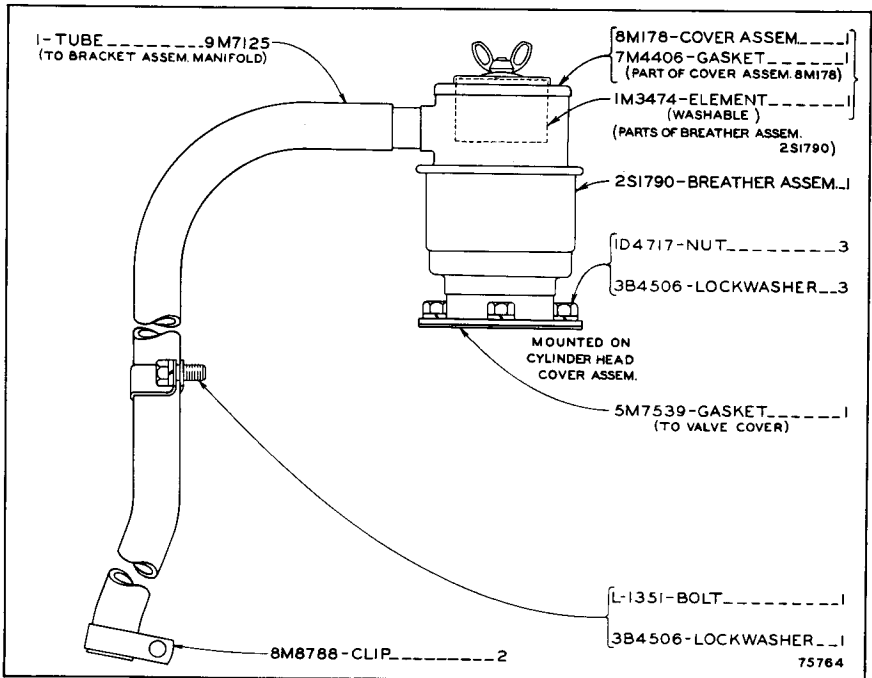
AIR CLEANER

Refer also to Pages 107 and 168 for special parts

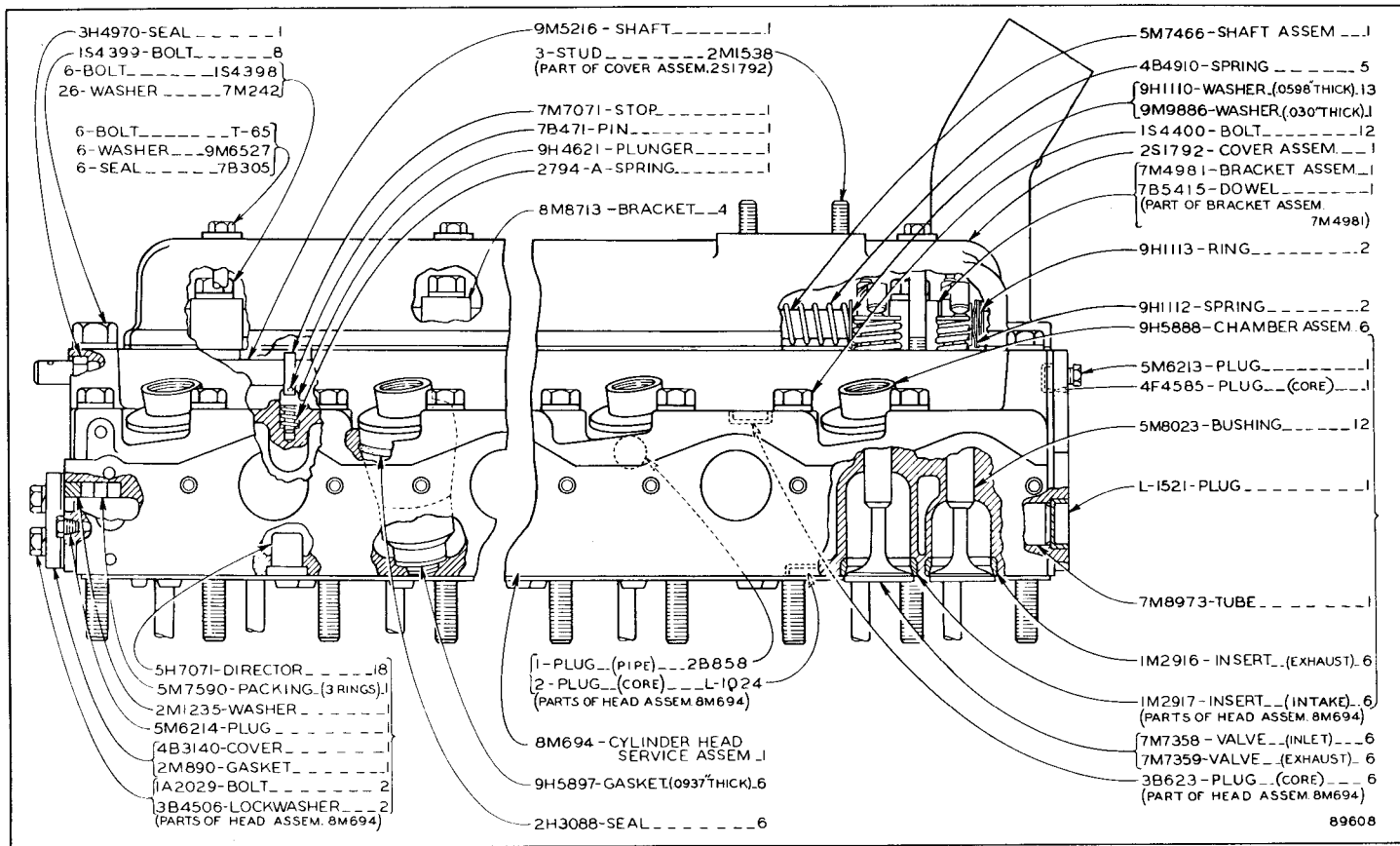


MANIFOLD

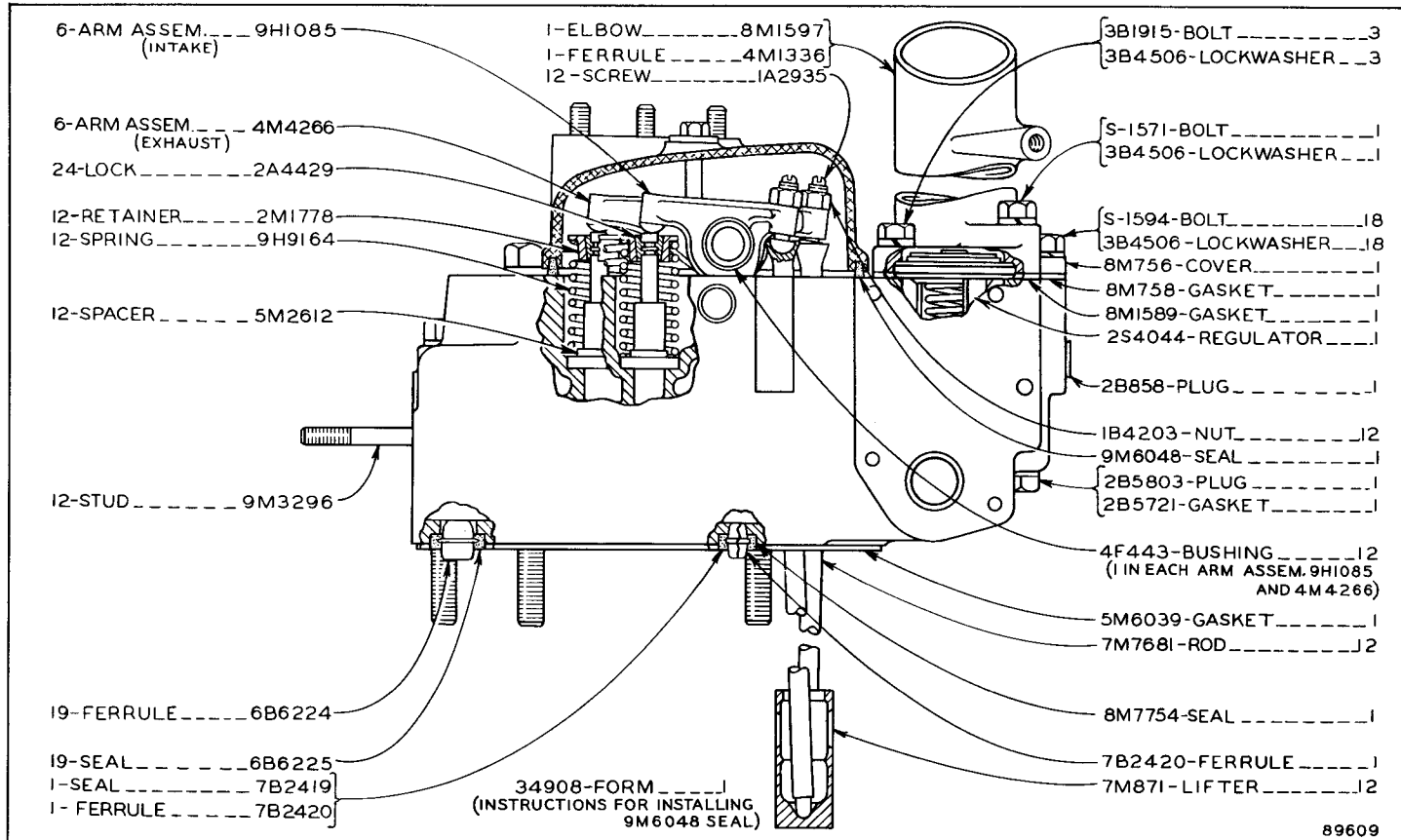
Note: 6H4605 Rain Cap Assembly is available
Refer to Pages 109 and 110 for special parts



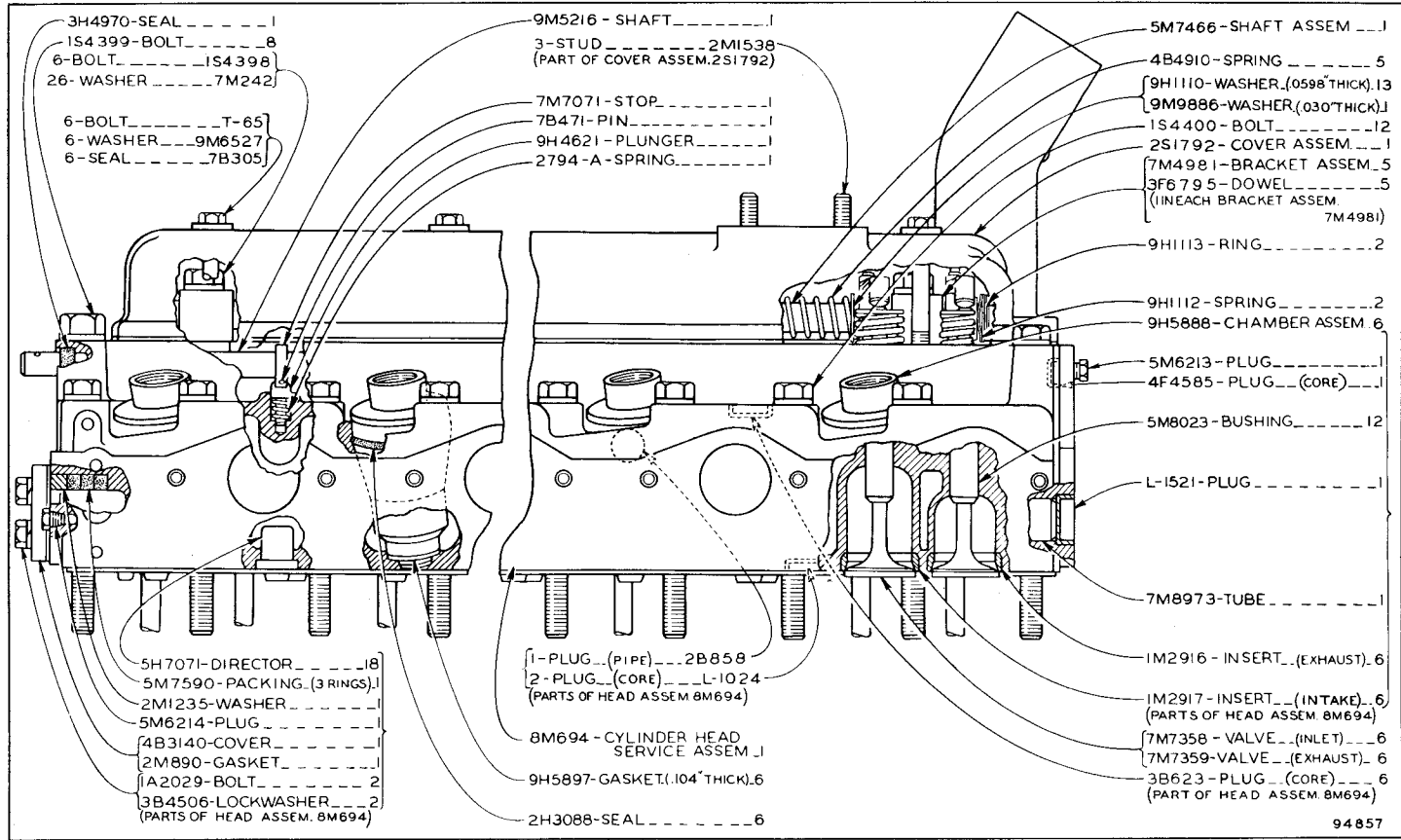
BREATHER



CYLINDER HEAD AND VALVE MECHANISM—Side View
 Serial No. 44A6857 to 44A7938 inclusive
 See Page 27 for Gasket Kit. Refer also to Page 146 for special parts

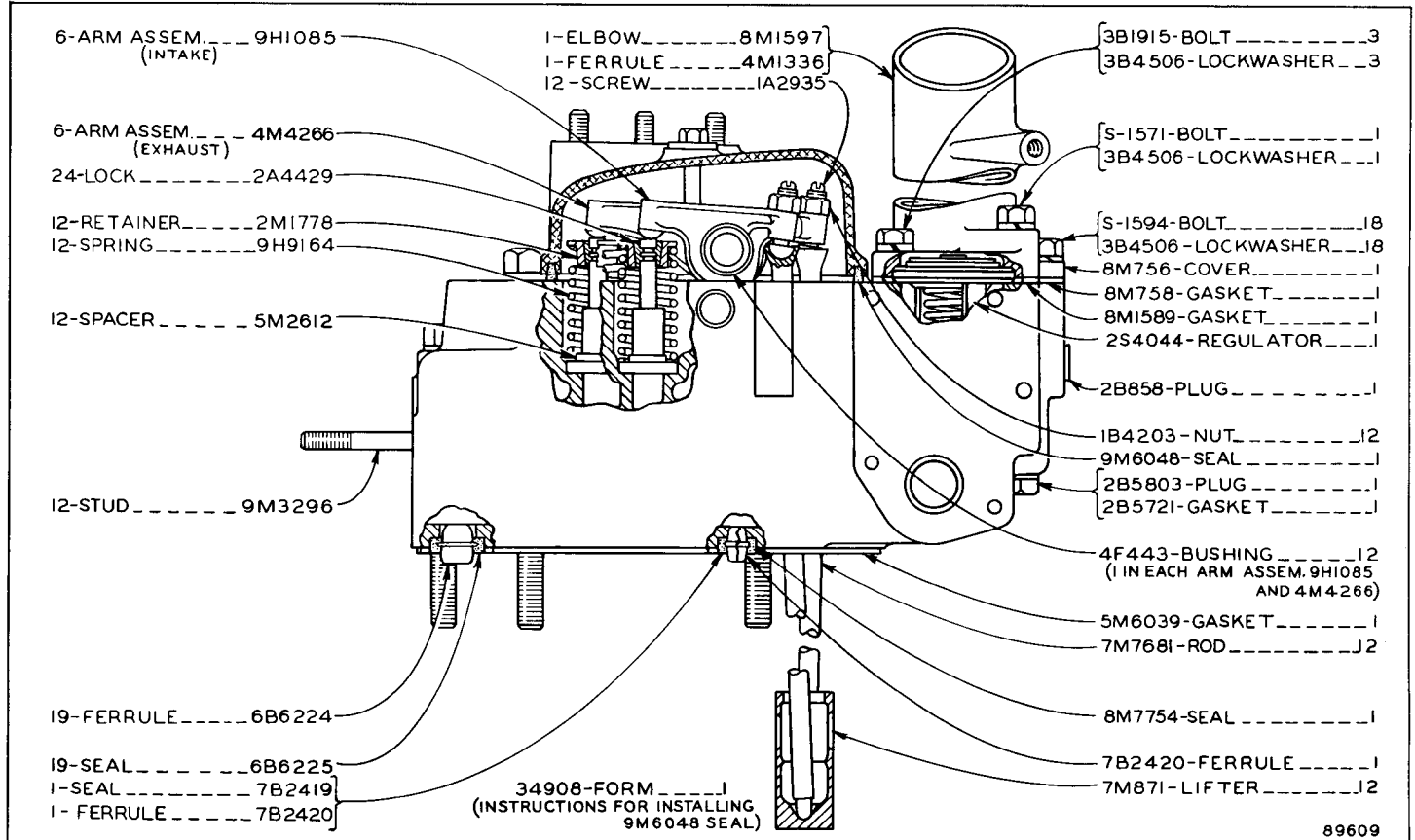


CYLINDER HEAD AND VALVE MECHANISM—End View
Serial No. 44A6857 to 44A7938 inclusive

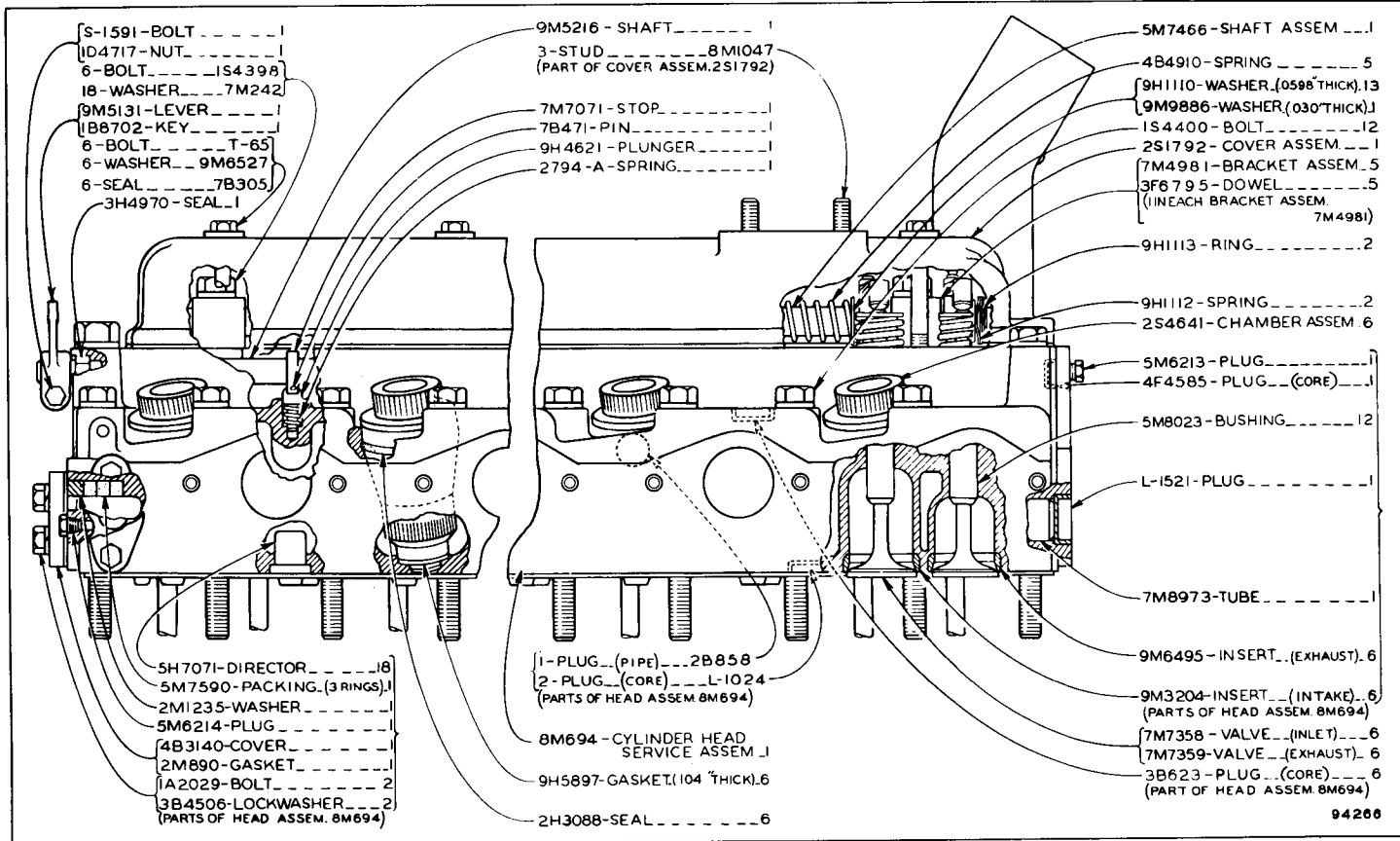


94857

CYLINDER HEAD AND VALVE MECHANISM—Side View
 Serial No. 44A7939 to 44A9685 inclusive
 See Page 27 for Gasket Kit. Refer also to Page 146 for special parts



CYLINDER HEAD AND VALVE MECHANISM—End View
 Serial No. 44A7939 to 44A9685 inclusive

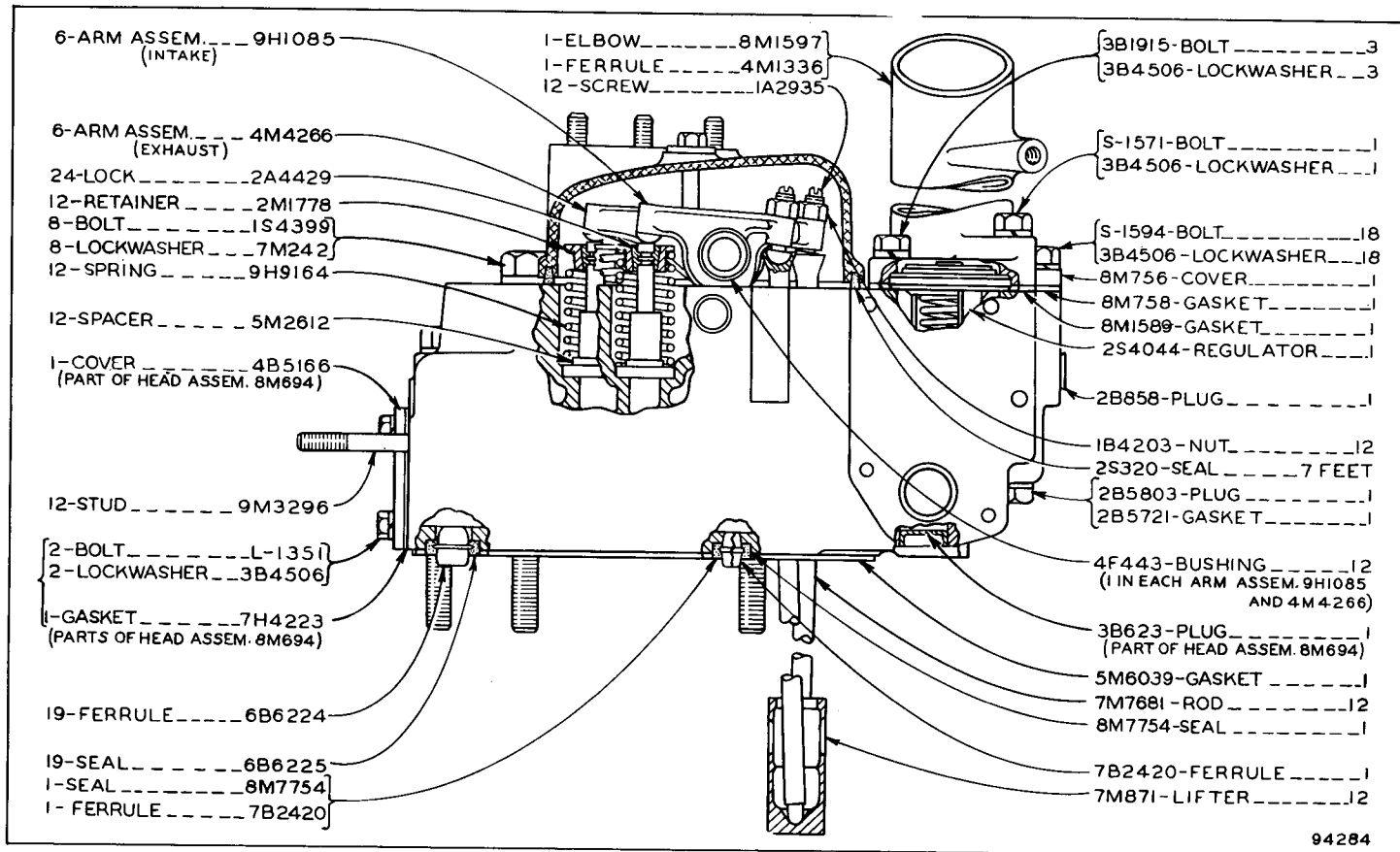


94260

CYLINDER HEAD AND VALVE MECHANISM—Side View

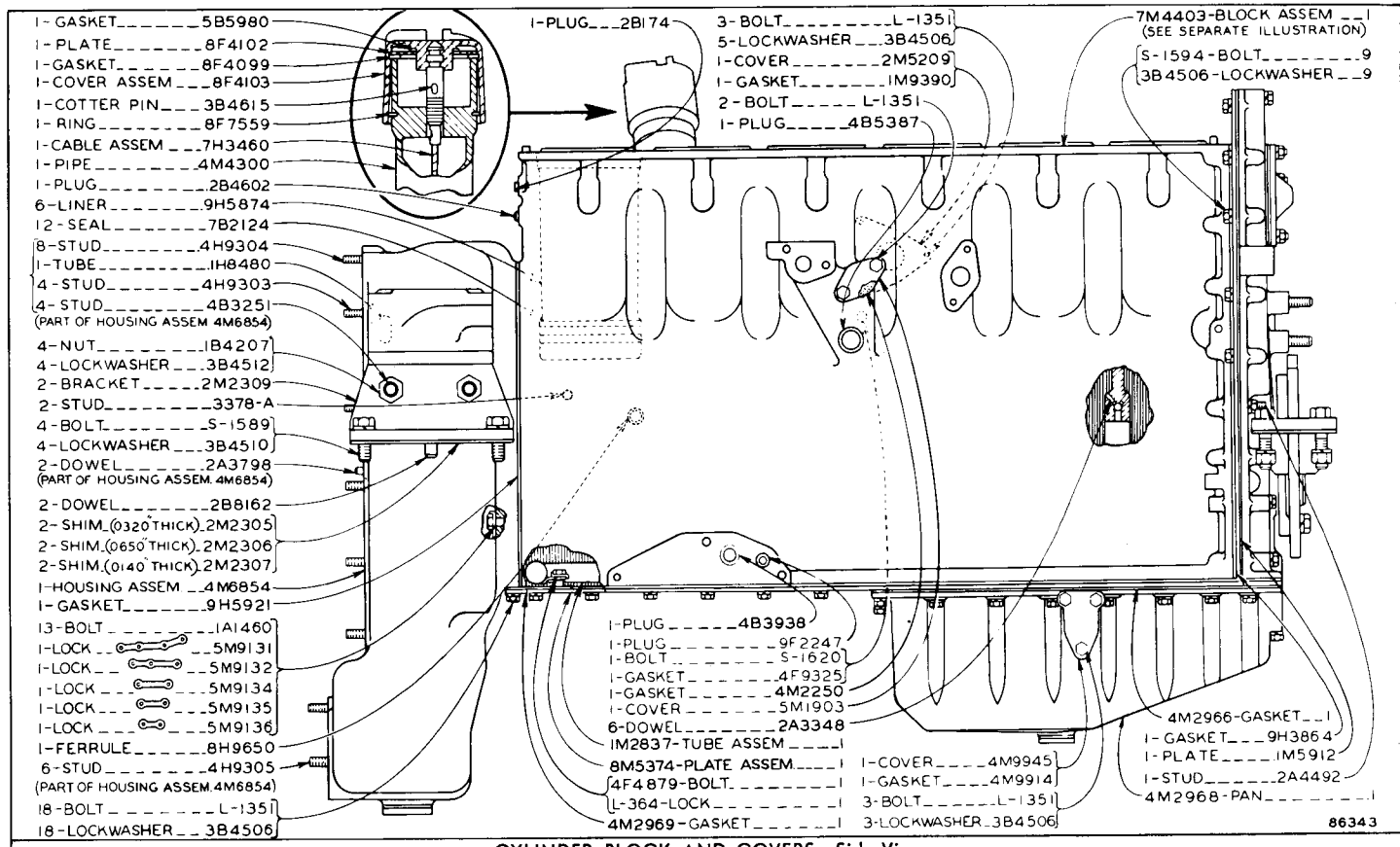
Effective with Serial No. 44A9686

See Page 27 for Gasket Kit. Refer also to Page 146 for special parts



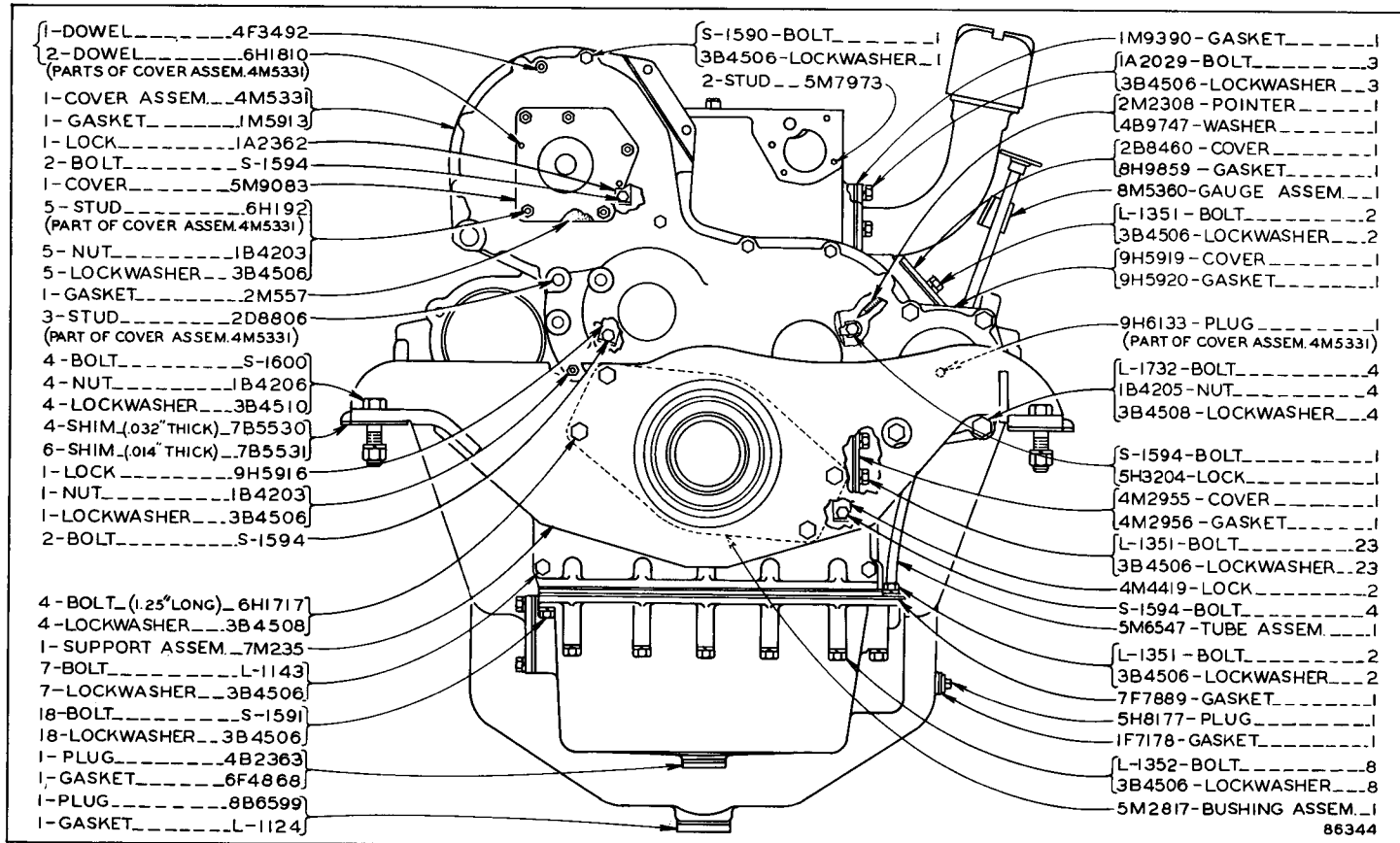
CYLINDER HEAD AND VALVE MECHANISM—End View
Effective with Serial No. 44A9686

94284

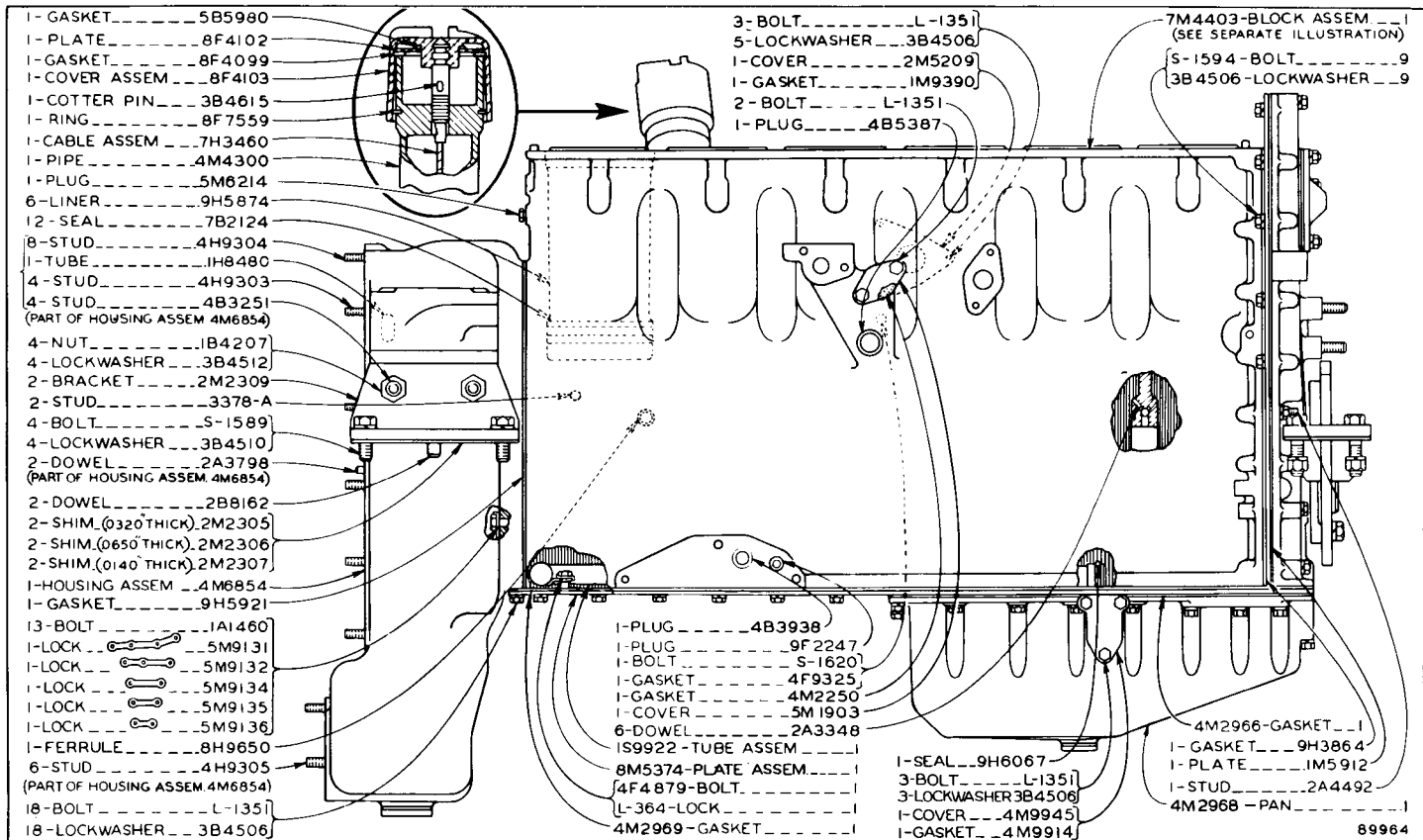


CYLINDER BLOCK AND COVERS—Side View

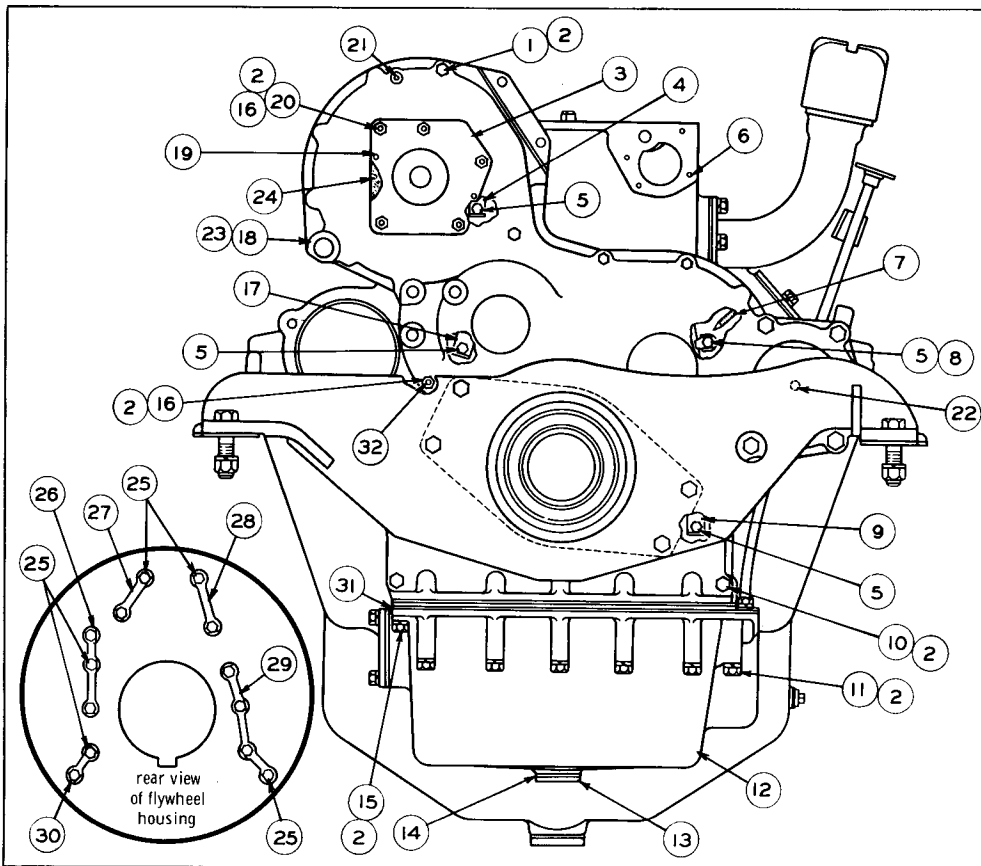
Serial No. 44A6857 to 44A8358 inclusive
 7M4403 Cylinder Block Assembly parts are shown on Page 28
 See Page 27 for Gasket Kits



CYLINDER BLOCK AND COVERS—End View
 Serial No. 44A6857 to 44A8358 inclusive
 Refer also to Page 112 for special parts



CYLINDER BLOCK AND COVERS—Side View
 Serial No. 44A8359 to 44A9685 inclusive
 7M4403 Cylinder Block Assembly parts are shown on Page 28
 See Page 27 for Gasket Kit



REF NO	PART NUMBER	DESCRIPTION	QTY
1	S-1590	BOLT-----	1
2	3B4506	LOCKWASHER--	40
3	5M9083	COVER-----	1
4	1A2362	LOCK-----	1
5	S-1594	BOLT-----	9
6	5M7973	STUD-----	2
7	2M2308	POINTER-----	1
7	4B9747	WASHER-----	1
8	5H3204	LOCK-----	1
9	4M4419	LOCK-----	2
10	L-1143	BOLT-----	7
11	L-1352	BOLT-----	8
12	4M2968	PAN-----	1
13	4B2363	PLUG-----	1
14	6F4868	GASKET-----	1
15	S-1591	BOLT-----	18
16	1B4203	NUT-----	6
17	9H5916	LOCK-----	1
18	4M5331	COVER ASSEM.-----	1
19	6H1810	{DOWEL-----	2
20	6H192	{STUD-----	5
21	4F3492	{DOWEL-----	1
22	9H6133	{PLUG-----	1
(Parts of Cover Assem. 4M5331)			
23	1M5913	GASKET-----	1
24	2M557	GASKET-----	1
25	1A1460	BOLT-----	13
26	5M9132	LOCK-----	1
27	5M9135	LOCK-----	1
28	5M9134	LOCK-----	1
29	5M9131	LOCK-----	1
30	5M9136	LOCK-----	1
31	4M2966	GASKET-----	1
32	2A4492	STUD-----	1

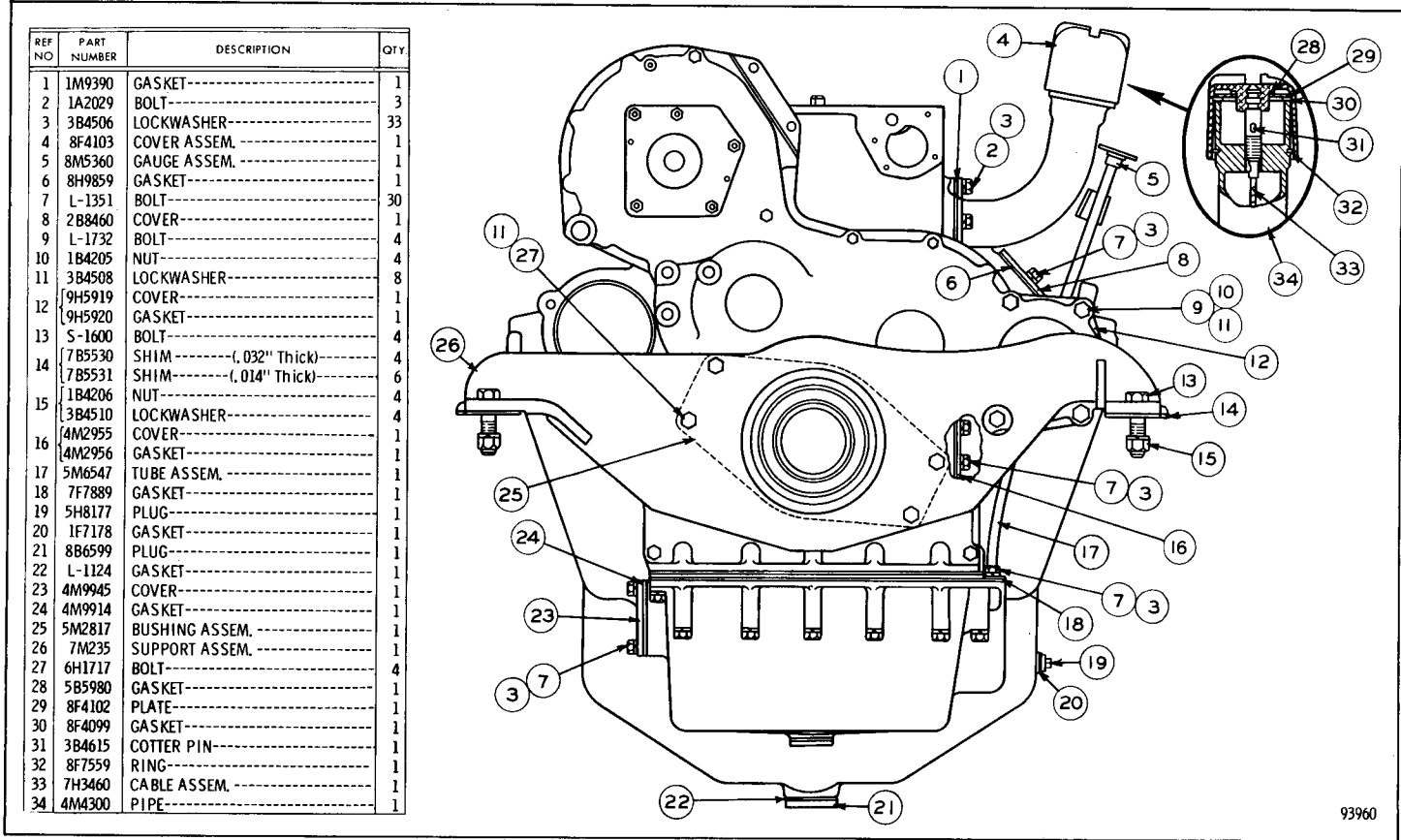
93959

CYLINDER BLOCK AND COVERS—End View—Part One

Effective with Serial No. 44A9686

Additional parts are shown on Pages 26C and 26D

ALWAYS GIVE SERIAL NUMBER WHEN ORDERING PARTS

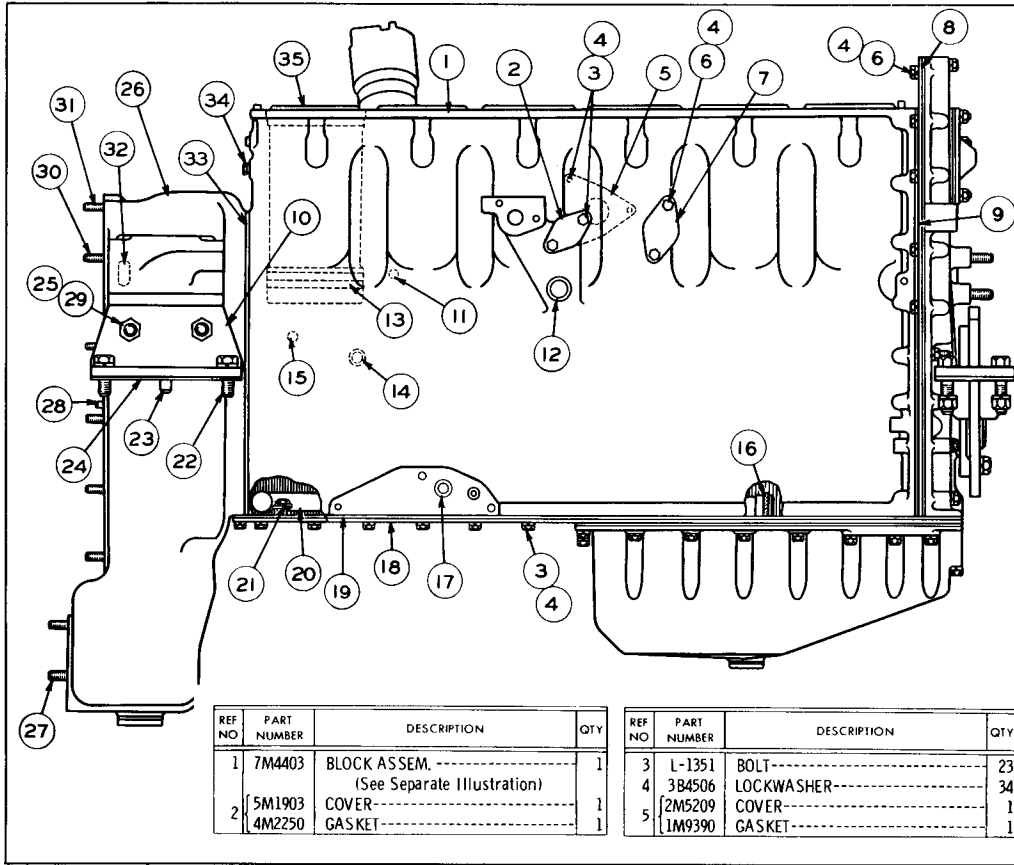


CYLINDER BLOCK AND COVERS—End View—Part Two

Effective with Serial No. 44A9686

Additional parts are shown on Pages 26B and 26D

93960



REF NO	PART NUMBER	DESCRIPTION	QTY
1	7M4403	BLOCK ASSEM. ----- (See Separate Illustration)	1
2	5M1903	COVER -----	1
	4M2250	GASKET -----	1

REF NO	PART NUMBER	DESCRIPTION	QTY
3	L-1351	BOLT -----	23
4	3B4506	LOCKWASHER -----	34
5	2M5209	COVER -----	1
	1M9390	GASKET -----	1

REF NO	PART NUMBER	DESCRIPTION	QTY
6	S-1594	BOLT -----	10
	1M130	COVER -----	1
7	4M6480	GASKET -----	1
8	1M5912	PLATE -----	1
9	9H3864	GASKET -----	1
10	2M2309	BRACKET -----	1
	S-1620	BOLT -----	1
11	4F9325	GASKET -----	1
12	4B5387	PLUG -----	1
13	7B2124	SEAL -----	12
14	8H9650	FERRULE -----	1
15	3378-A	STUD -----	2
16	9H6067	SEAL -----	1
17	4B3938	PLUG -----	1
18	8M5374	PLATE ASSEM. -----	1
19	4M2969	GASKET -----	1
20	1S9922	TUBE ASSEM. -----	1
	4F4879	BOLT -----	1
21	L-364	LOCK -----	1
	S-1589	BOLT -----	4
22	3B4510	LOCKWASHER -----	4
23	2B8162	DOWEL -----	2
	2M2305	SHIM ----- (.0320" Thick) -----	2
24	2M2306	SHIM ----- (.0650" Thick) -----	2
	2M2307	SHIM ----- (.0140" Thick) -----	2
	1B4207	NUT -----	4
25	3B4512	LOCKWASHER -----	4
26	4M6854	HOUSING ASSEM. -----	1
27	4H9305	STUD -----	6
28	2A3798	DOWEL -----	2
29	4B3251	STUD -----	4
30	4H9303	STUD -----	4
31	4H9304	STUD -----	8
32	1H8480	TUBE ----- (Parts of Housing Assem, 4M6854)	1
33	9H5921	GASKET -----	1
34	5M6214	PLUG -----	1
35	3S1850	LINER -----	6

93958

CYLINDER BLOCK AND COVERS—Side View—Part Three

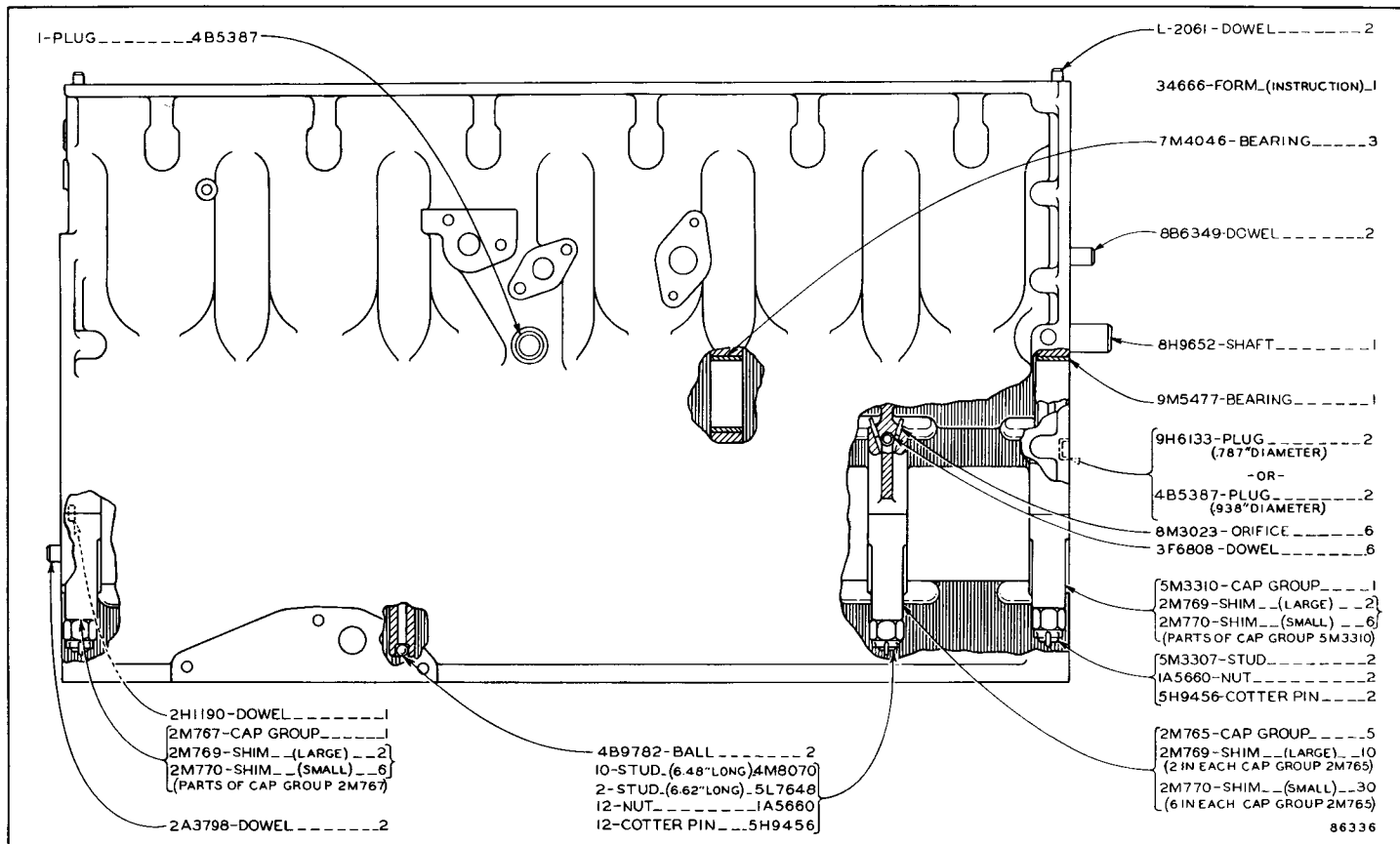
Effective with Serial No. 44A9686. 7M4403 Cylinder Block Assembly parts are shown on Page 28

See Page 27 for Gasket Kits. Additional parts are shown on Pages 26B and 26C

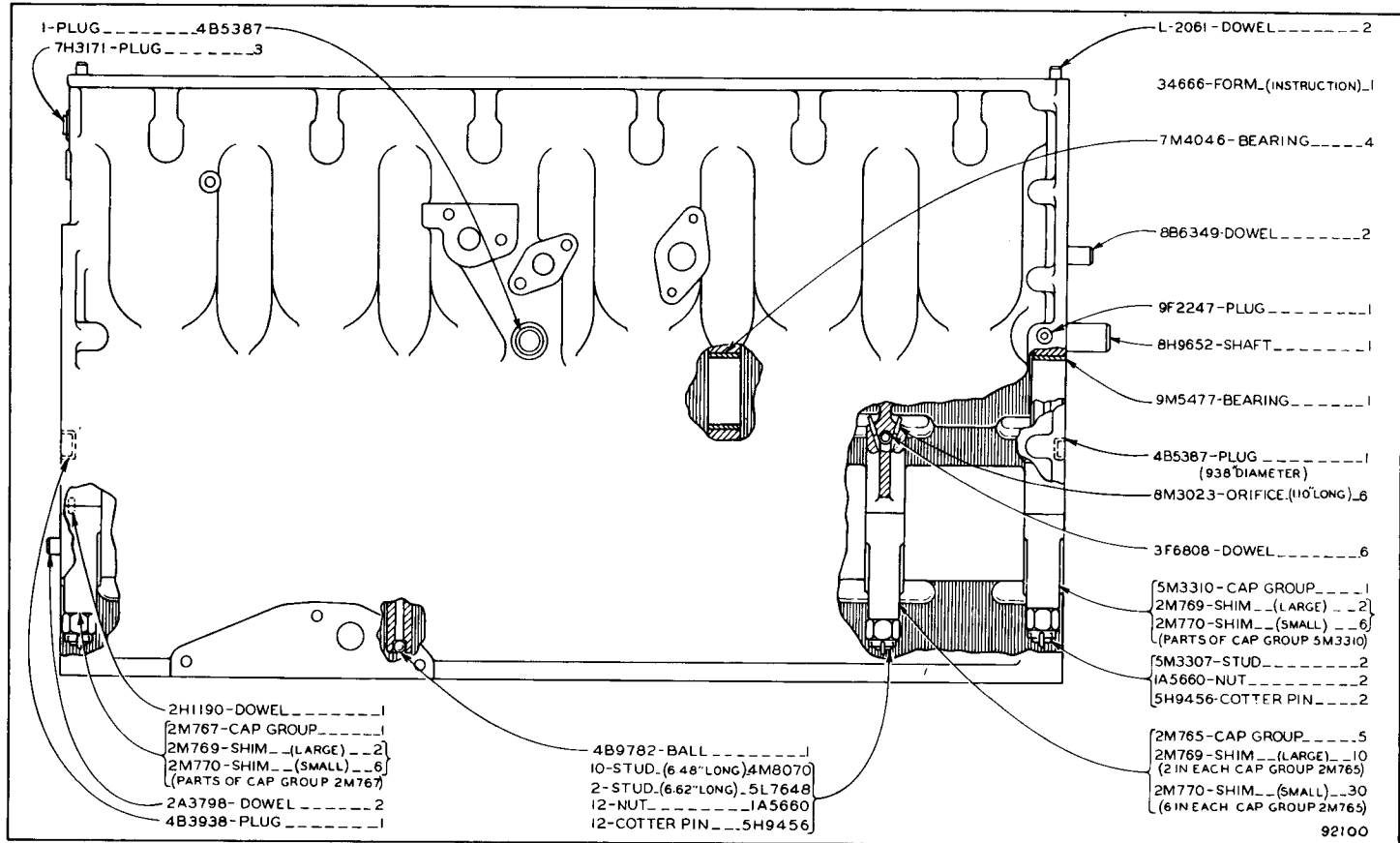
- 9M4739 Diesel Engine Basic
- 9M4760 Diesel Engine Supplementary
Serial No. 44A6857 to 44A9206 inclusive
- 2S3484 Diesel Engine Supplementary
Effective with Serial No. 44A9207
- 2S3490 Valve Grinding
Serial No. 44A6857 to 44A9206 inclusive
- 2S3486 Valve Grinding
Effective with Serial No. 44A9207
- 4M6018 Cylinder Liner and Piston Replacement
Note: Piston and Liner replacement require the use of
2S3490 or 2S3486 and 4M6018 Gasket Kits
- 4M6019 Water Pump
Serial No. 44A6857 to 44A9206 inclusive
- 4S8053 Water Pump
Effective with Serial No. 44A9207
- 8M4908 Gasoline Starting Engine Basic
- 1S7223 Gasoline Starting Engine Supplementary
Serial No. 44A6857 to 44A9206 inclusive
- 2S3485 Gasoline Starting Engine Supplementary
Effective with Serial No. 44A9207
- 9M5678 Gasoline Starting Engine Clutch Mechanism Repair

GASKET KITS

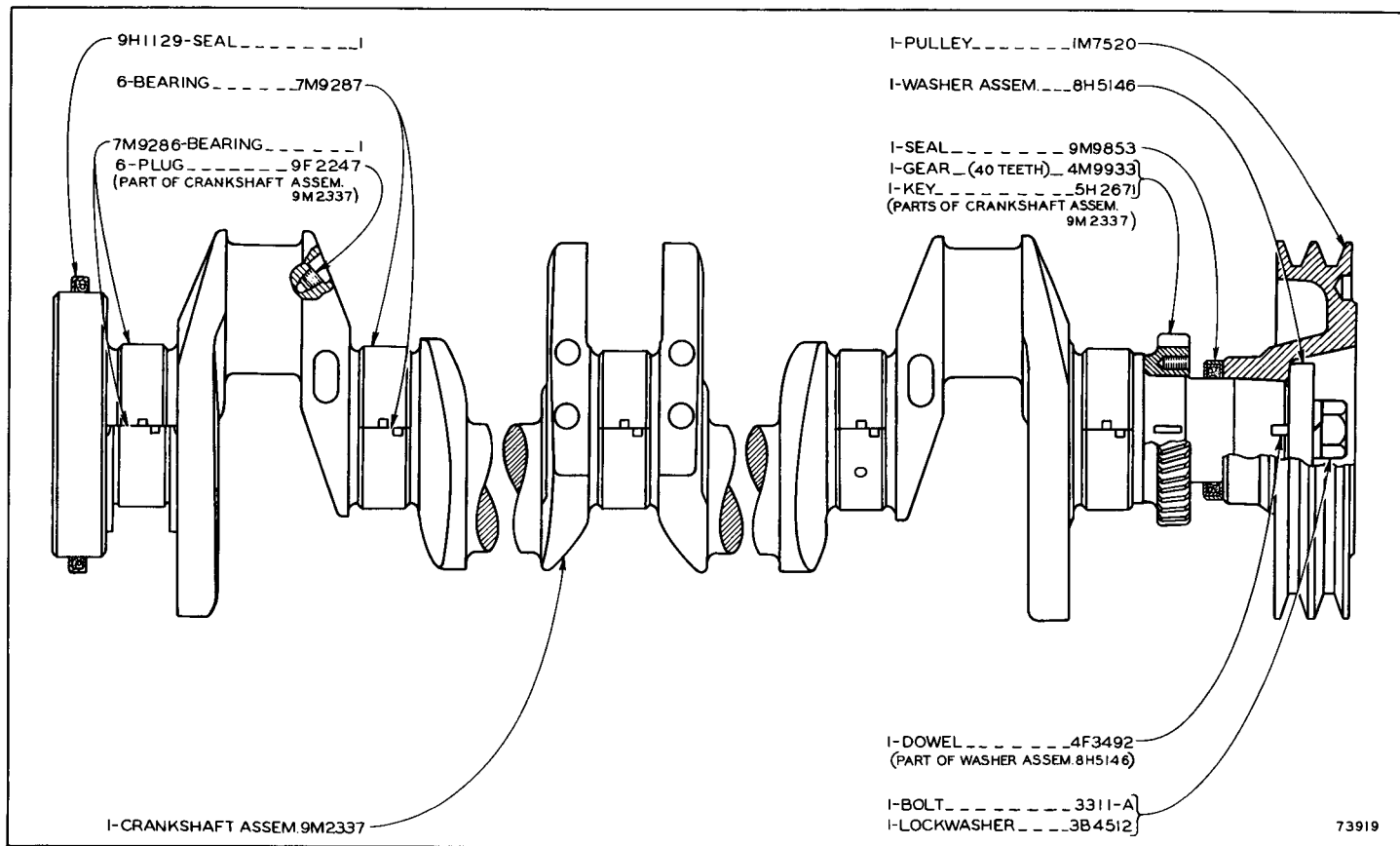
ONLY "CATERPILLAR" PARTS GIVE "CATERPILLAR" PERFORMANCE



7M4403 CYLINDER BLOCK ASSEMBLY—First Type
Part of Cylinder Block and Covers shown on Pages 24 and 26



7M4403 CYLINDER BLOCK ASSEMBLY—Second Type
Part of Cylinder Block and Covers shown on Pages 24 and 26



CRANKSHAFT

73919

7M9291 For use with Standard Crankshaft

Consists of:

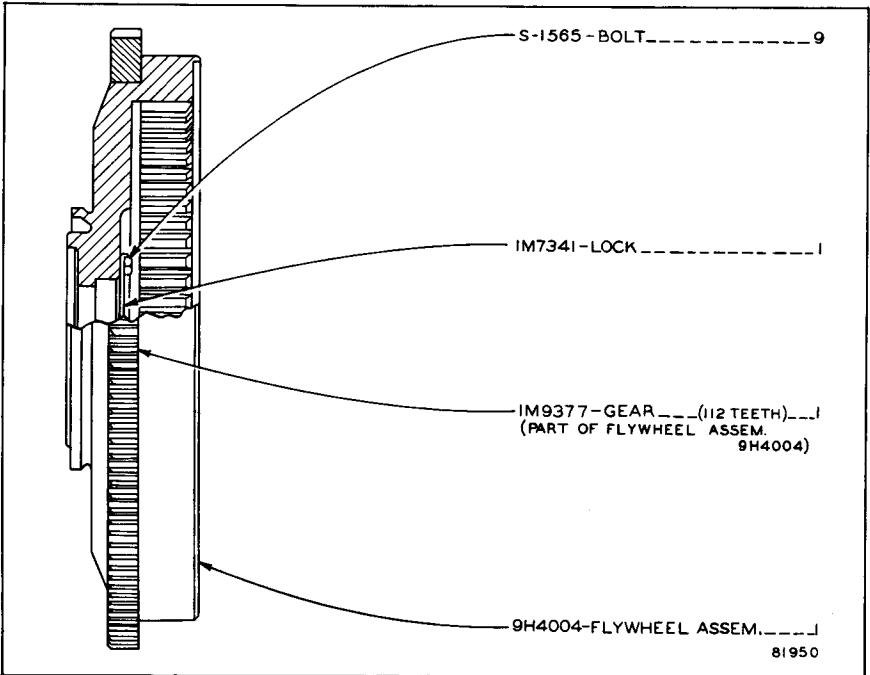
Complete set of Bearing Assemblies as shown with Standard Crankshaft

7M9293 For use with .030 Undersize Crankshaft

Consists of:

- 6 7M9288 Bearing—Intermediate
- 1 7M9289 Bearing—Rear

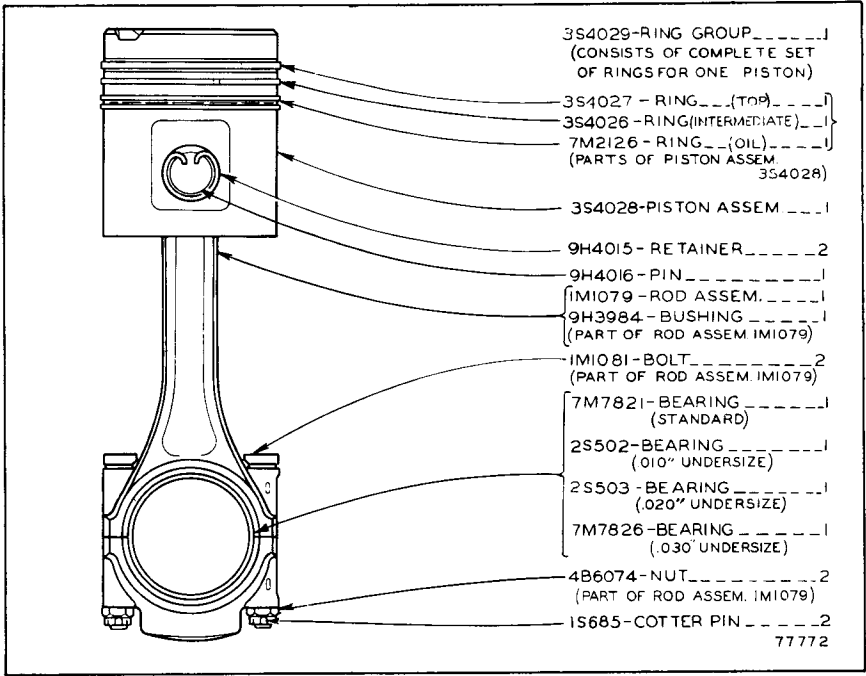
CRANKSHAFT BEARING REPLACEMENT GROUPS



9H4081 FLYWHEEL GROUP

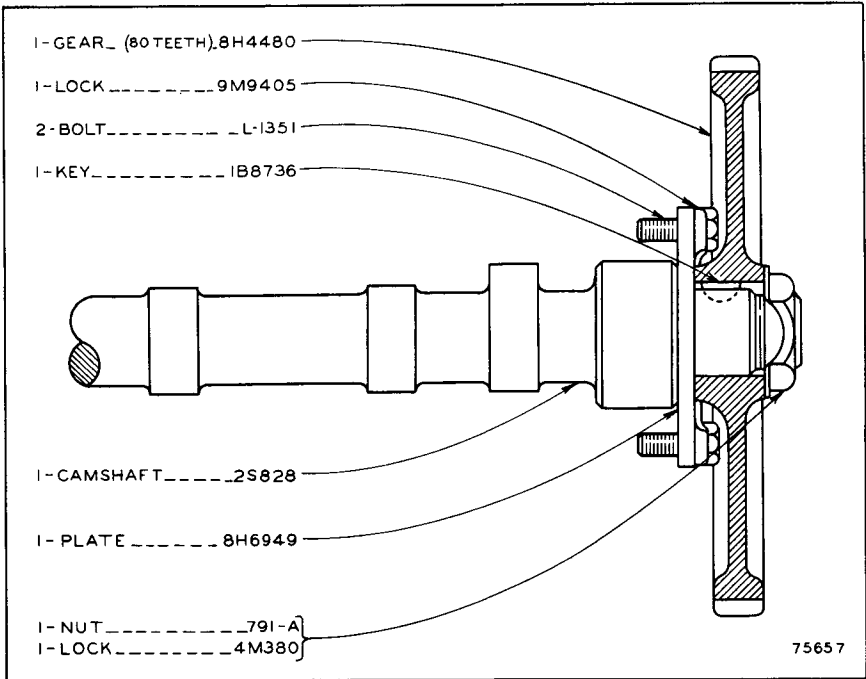
For use with Gasoline Starting Engine
Refer also to Page 146 for special parts

ONLY "CATERPILLAR" PARTS GIVE "CATERPILLAR" PERFORMANCE

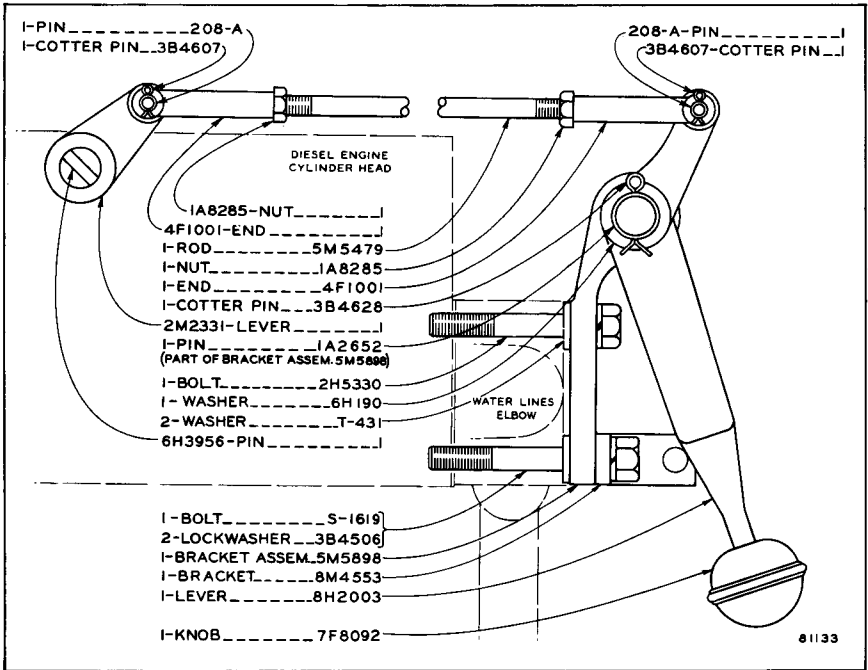


CONNECTING ROD AND PISTON—6 Required

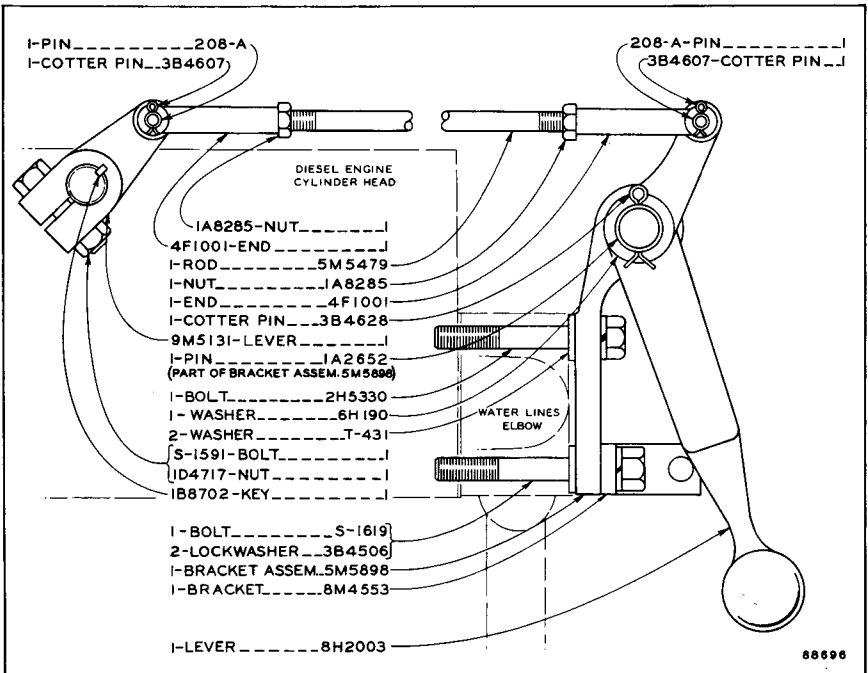
Note: 4M8166 Piston and Liner Group, consisting of: 1—Piston Assembly, 1—Liner and 2—Seal, is available



ALWAYS GIVE SERIAL NUMBER WHEN ORDERING PARTS

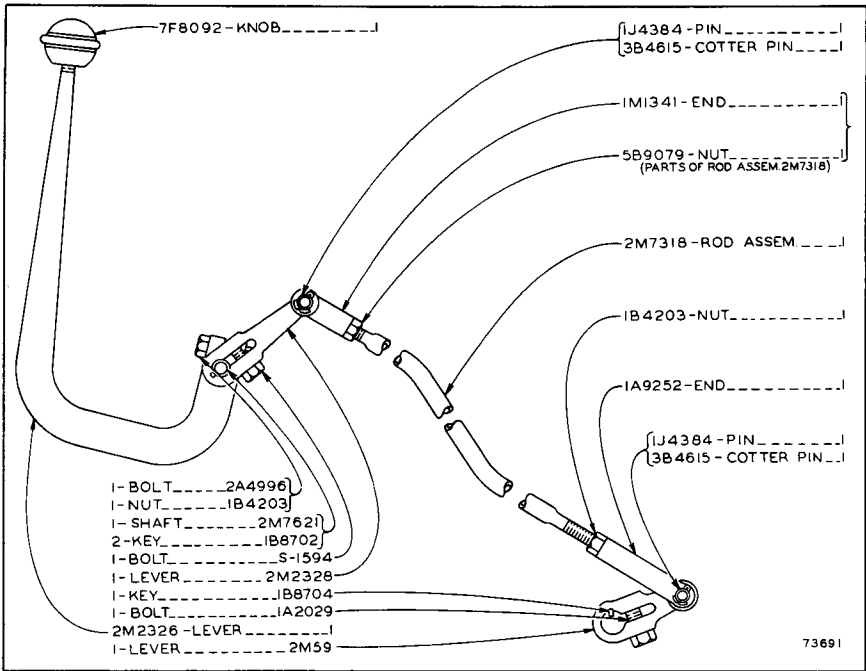


COMPRESSION RELEASE CONTROL
Serial No. 44A6857 to 44A7698 inclusive

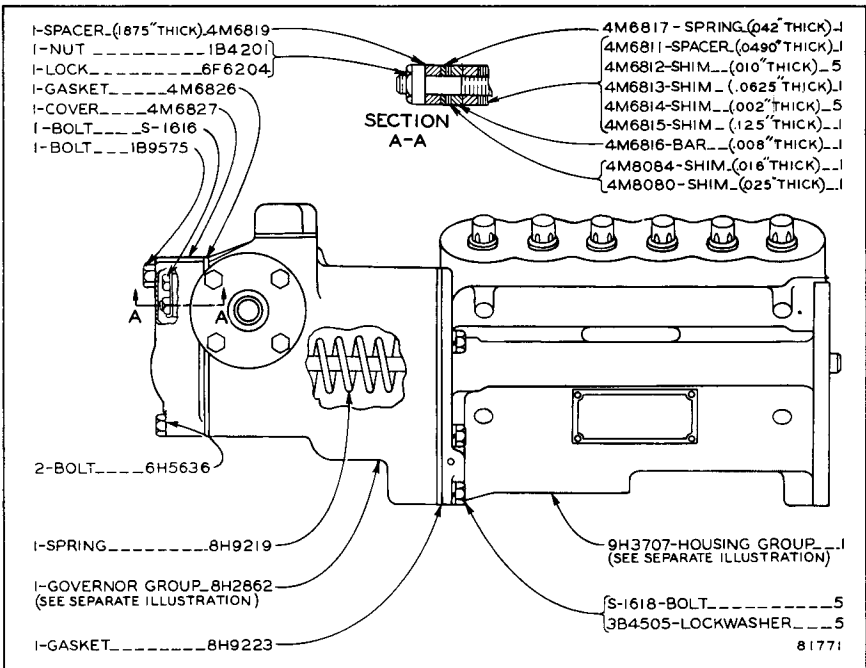


COMPRESSION RELEASE CONTROL
Effective with Serial No. 44A7699

ONLY "CATERPILLAR" PARTS GIVE "CATERPILLAR" PERFORMANCE



FUEL PUMP AND GOVERNOR CONTROL



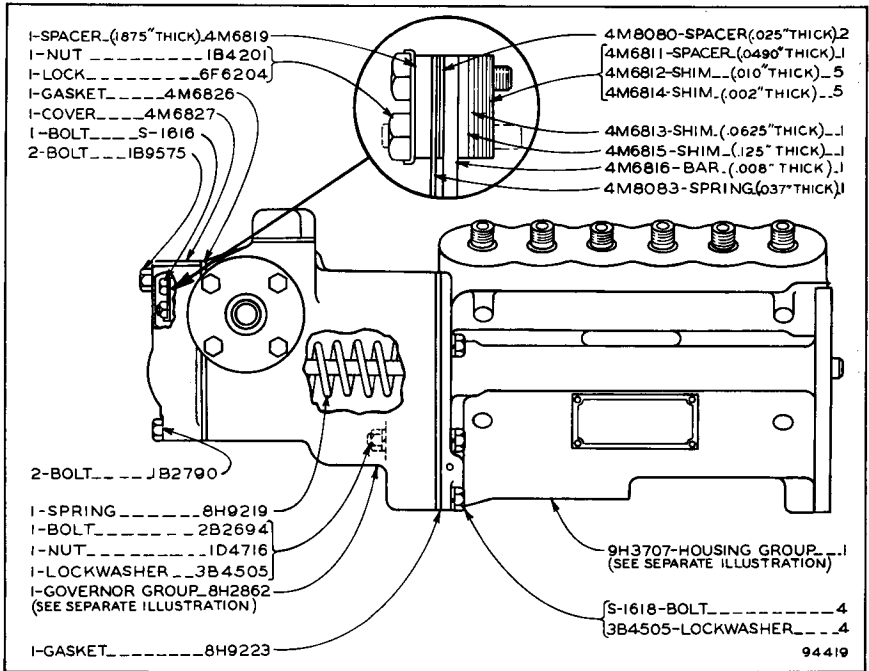
FUEL PUMP HOUSING AND GOVERNOR

Serial No. 44A6857 to 44A9590 inclusive

8M2862 Governor Group and 9H3707 Fuel Pump Housing Group parts are shown on

Pages 34B, 35, 36 and 40

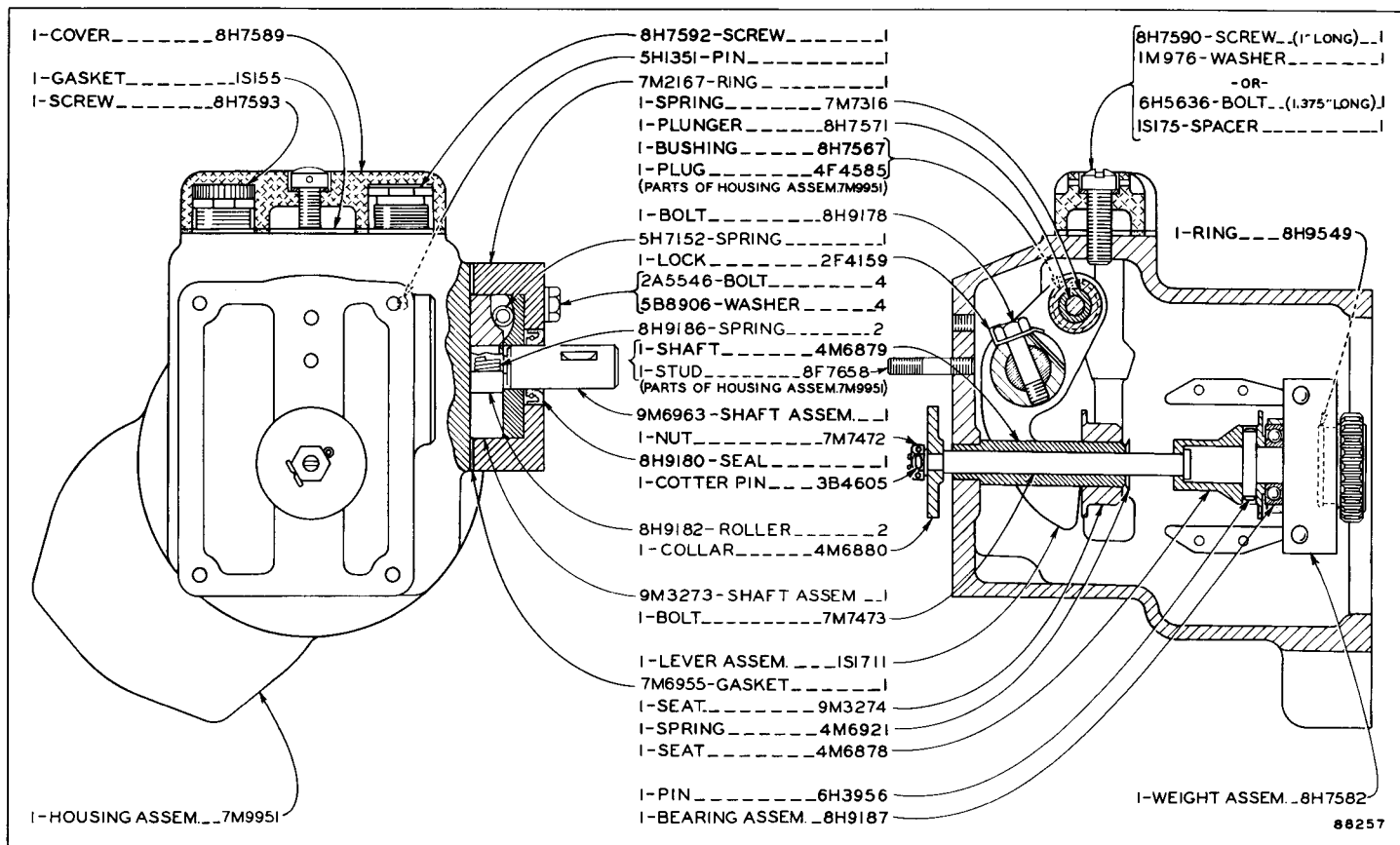
ALWAYS GIVE SERIAL NUMBER WHEN ORDERING PARTS



FUEL PUMP HOUSING AND GOVERNOR

Effective with Serial No. 44A9591

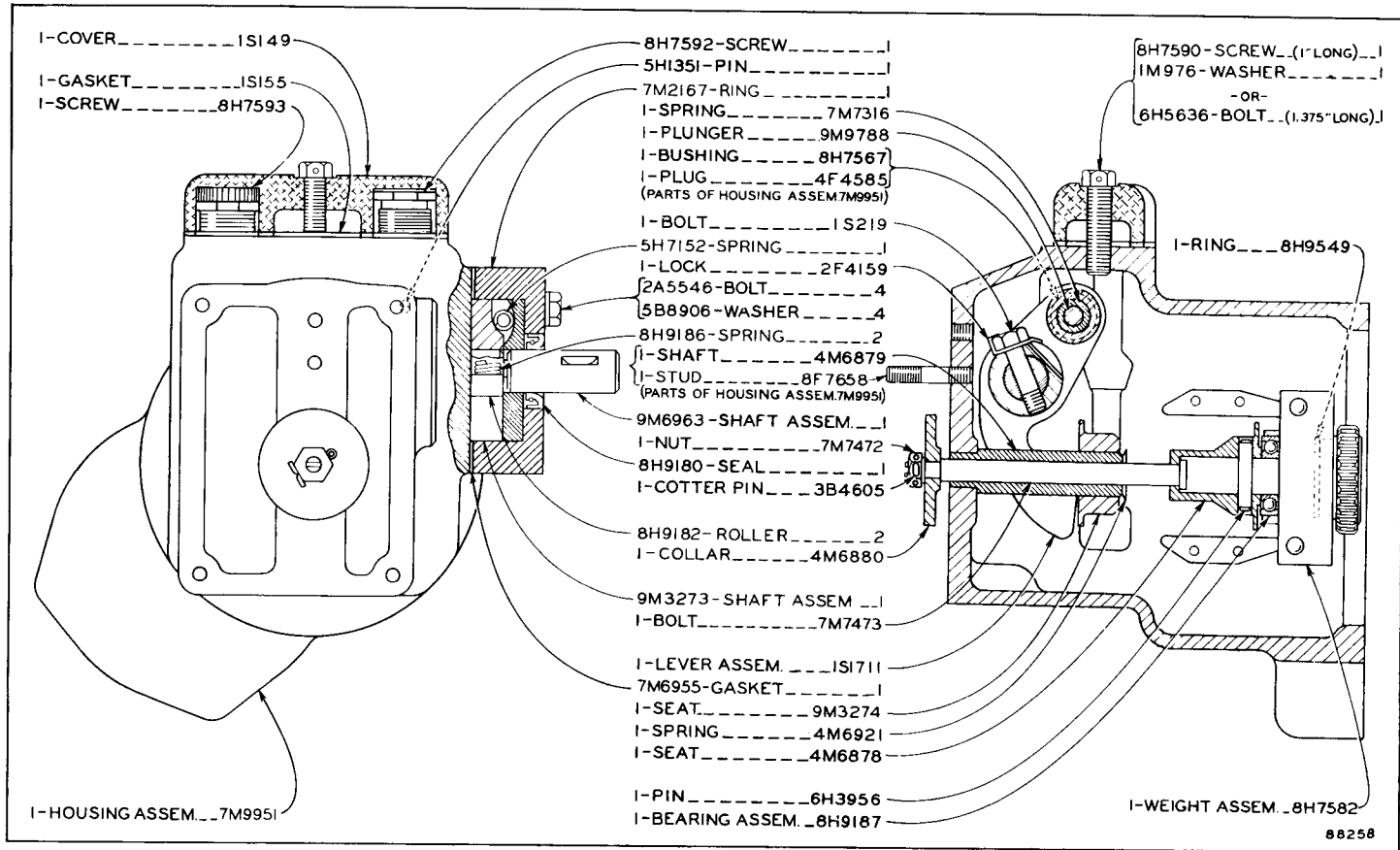
8H2862 Governor Group and 9H3707 Fuel Pump Housing Group parts are shown on
 Pages 36 and 40



8H2862 GOVERNOR GROUP

Serial No. 44A6857 to 44A7422 inclusive
Part of Fuel Pump Housing and Governor shown on Page 34

ONLY "CATERPILLAR" PARTS GIVE "CATERPILLAR" PERFORMANCE

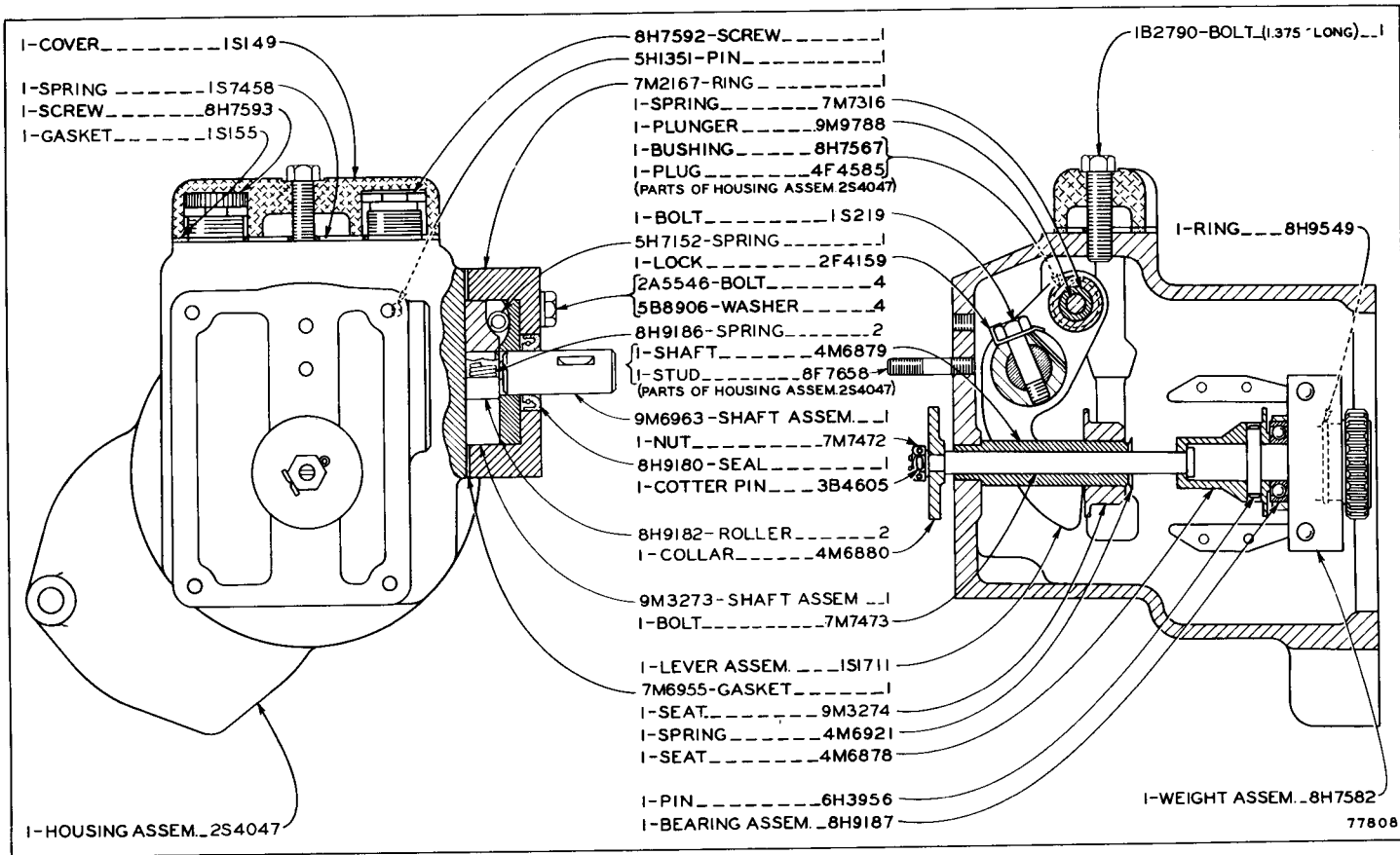


88258

8H2862 GOVERNOR GROUP

Serial No. 44A7423 to 44A9105 and 44A9107 to 44A9124 inclusive
Part of Fuel Pump Housing and Governor shown on Page 34

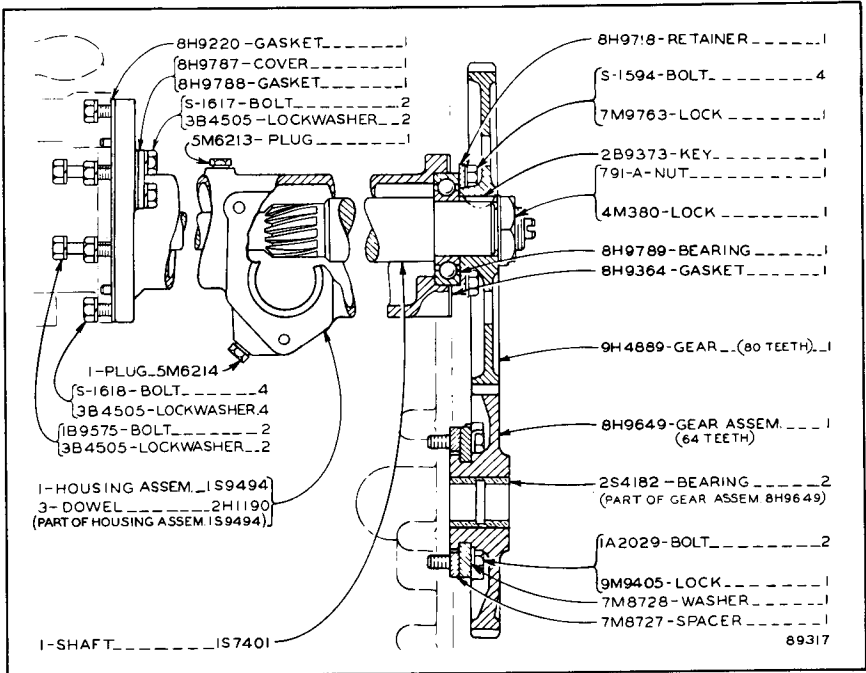
DIESEL ENGINE



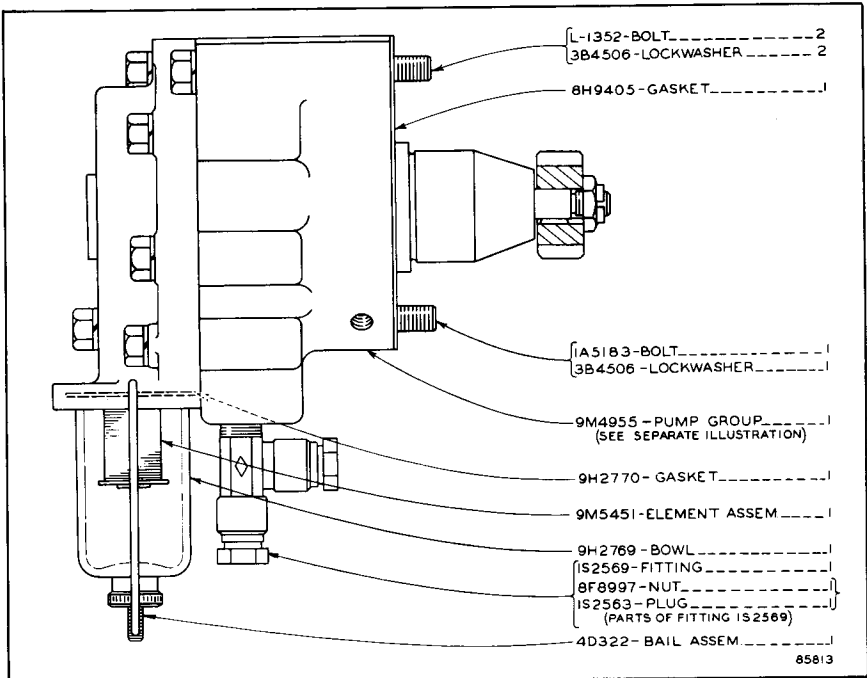
8H2862 GOVERNOR GROUP

Serial No. 44A9106 and 44A9125—Up

Part of Fuel Pump Housing and Governor shown on Pages 34 and 34A

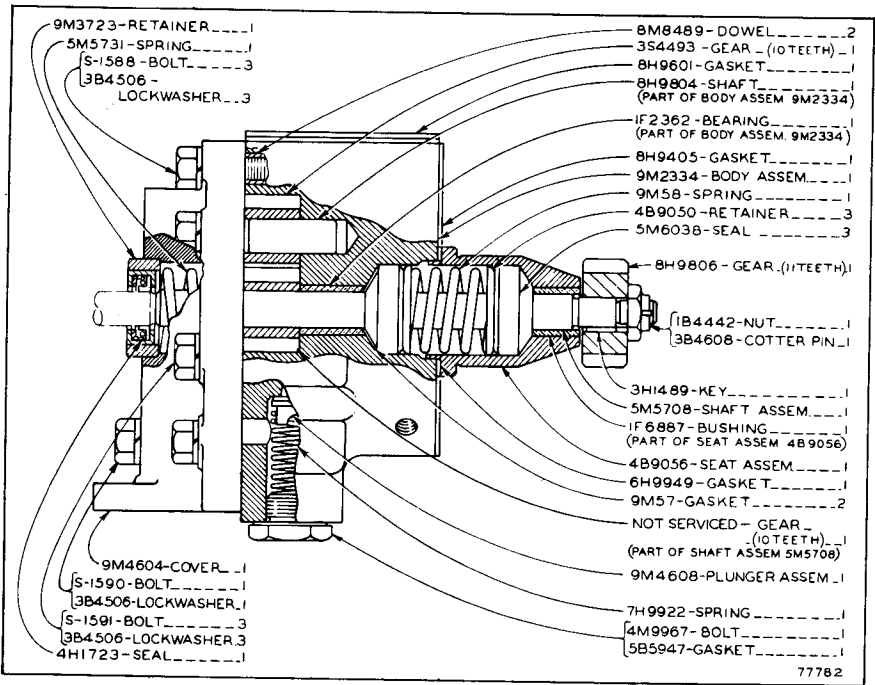


ACCESSORY DRIVE
 Effective with Serial No. 44A8083

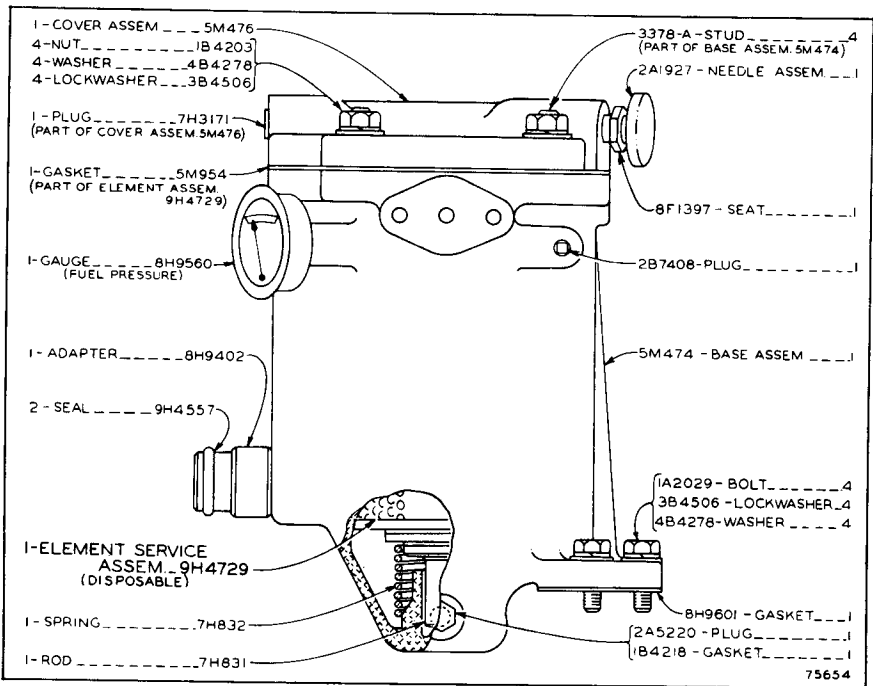


FUEL TRANSFER PUMP AND FILTER

ALWAYS GIVE SERIAL NUMBER WHEN ORDERING PARTS

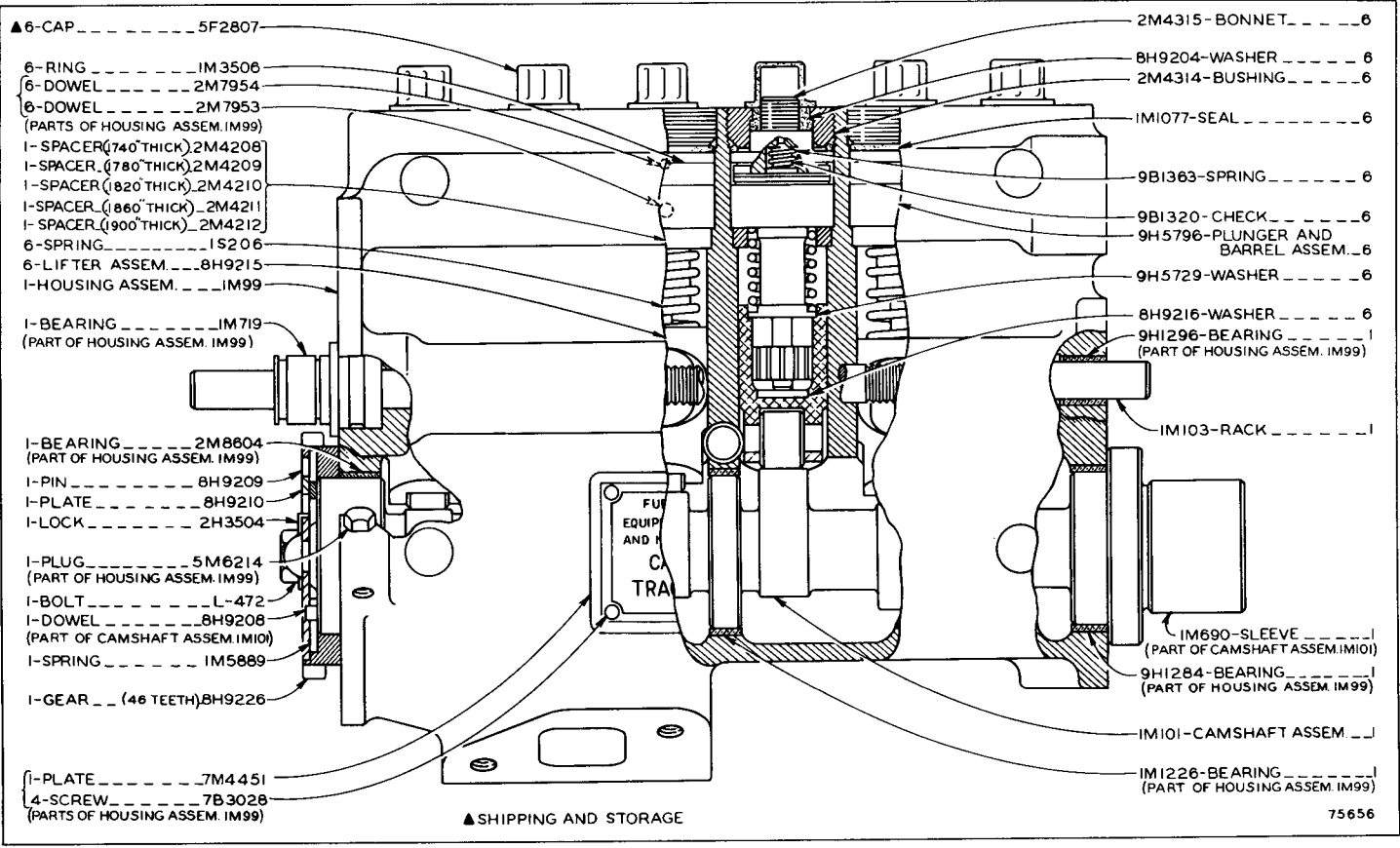


9M4955 FUEL TRANSFER PUMP GROUP
 Part of Fuel Transfer Pump and Filter



1M6927 FUEL FILTER GROUP

ONLY "CATERPILLAR" PARTS GIVE "CATERPILLAR" PERFORMANCE

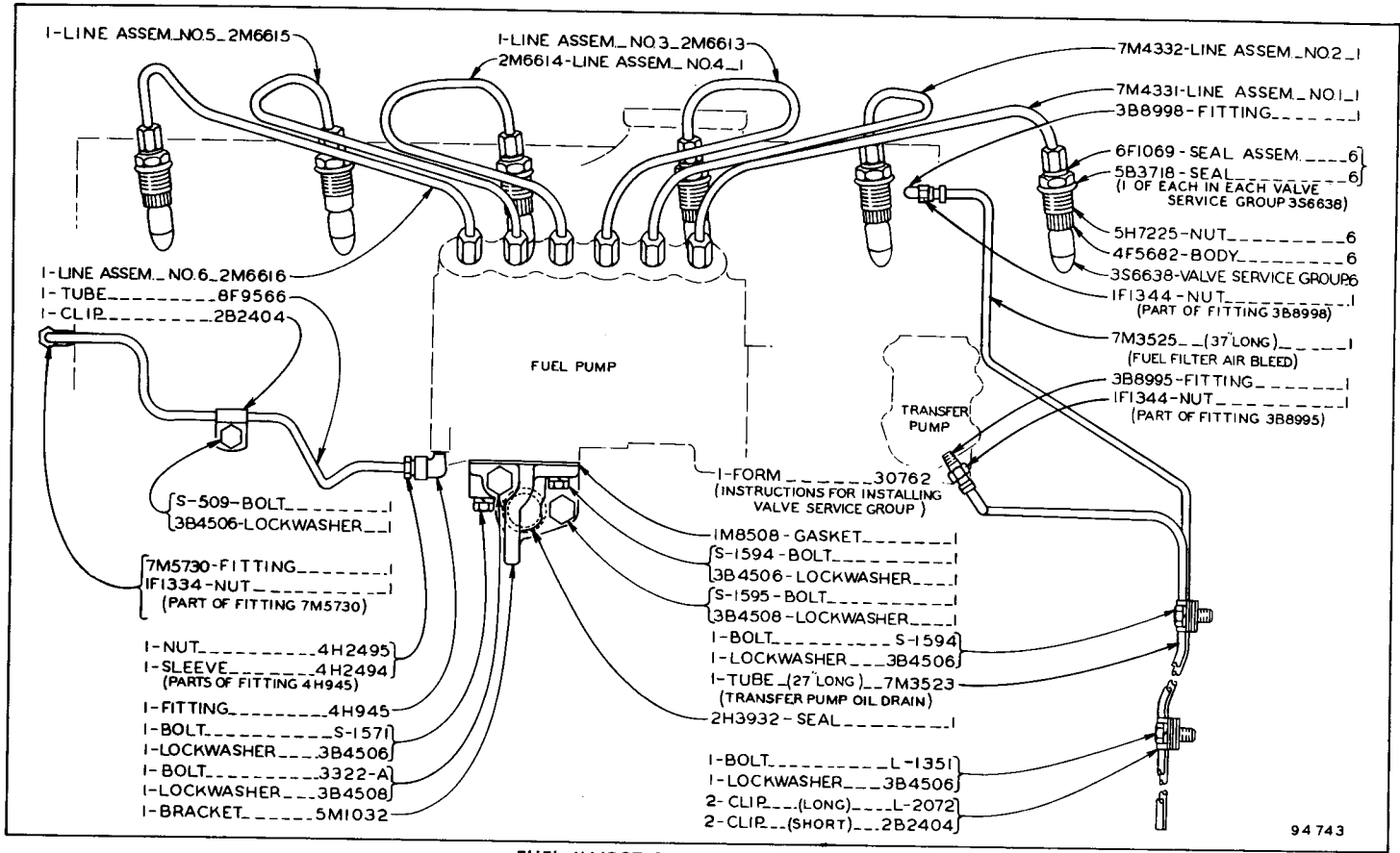


- ▲ 6-CAP ----- 5F2807
- 6-RING ----- IM3506
- 6-DOWEL ----- 2M7954
- 6-DOWEL ----- 2M7953
- (PARTS OF HOUSING ASSEM. IM99)
- 1-SPACER (740" THICK) 2M4208
- 1-SPACER (780" THICK) 2M4209
- 1-SPACER (820" THICK) 2M4210
- 1-SPACER (860" THICK) 2M4211
- 1-SPACER (900" THICK) 2M4212
- 6-SPRING ----- IS206
- 6-LIFTER ASSEM. 8H9215
- 1-HOUSING ASSEM. IM99
- 1-BEARING ----- IM719
- (PART OF HOUSING ASSEM. IM99)
- 1-BEARING ----- 2M8604
- (PART OF HOUSING ASSEM. IM99)
- 1-PIN ----- 8H9209
- 1-PLATE ----- 8H9210
- 1-LOCK ----- 2H3504
- 1-PLUG ----- 5M6214
- (PART OF HOUSING ASSEM. IM99)
- 1-BOLT ----- L-472
- 1-DOWEL ----- 8H9208
- (PART OF CAMSHAFT ASSEM. IM101)
- 1-SPRING ----- IM5889
- 1-GEAR (46 TEETH) 8H9226
- 1-PLATE ----- 7M4451
- 4-SCREW ----- 7B3028
- (PARTS OF HOUSING ASSEM. IM99)

- 2M4315-BONNET ----- 6
- 8H9204-WASHER ----- 6
- 2M4314-BUSHING ----- 6
- IM1077-SEAL ----- 6
- 9B1363-SPRING ----- 6
- 9B1320-CHECK ----- 6
- 9H5796-PLUNGER AND BARREL ASSEM. 6
- 9H5729-WASHER ----- 6
- 8H9216-WASHER ----- 6
- 9H1296-BEARING ----- 1
- (PART OF HOUSING ASSEM. IM99)
- IM103-RACK ----- 1
- IM690-SLEEVE ----- 1
- (PART OF CAMSHAFT ASSEM. IM101)
- 9H1284-BEARING ----- 1
- (PART OF HOUSING ASSEM. IM99)
- IM101-CAMSHAFT ASSEM. 1
- IM1226-BEARING ----- 1
- (PART OF HOUSING ASSEM. IM99)

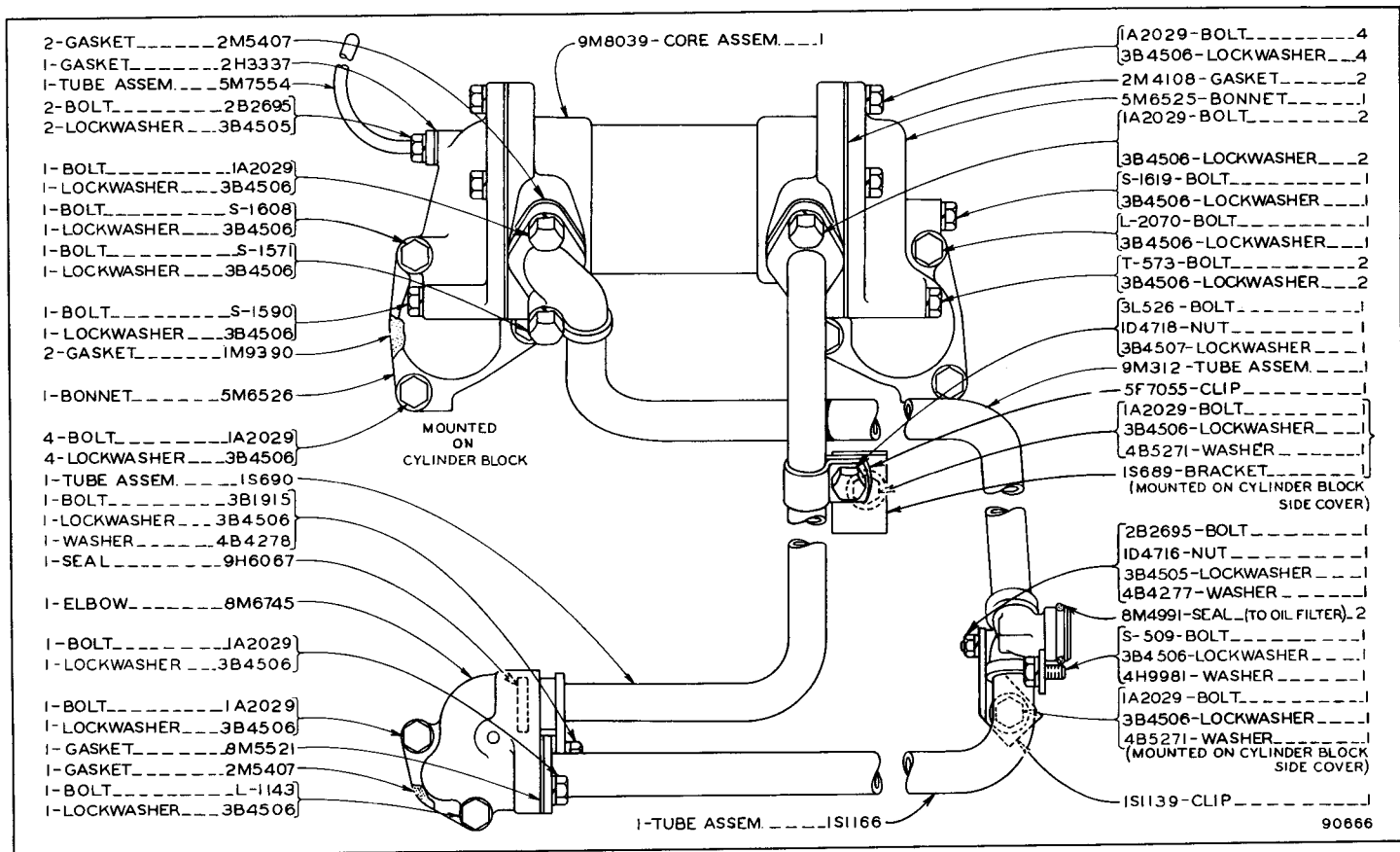
75656

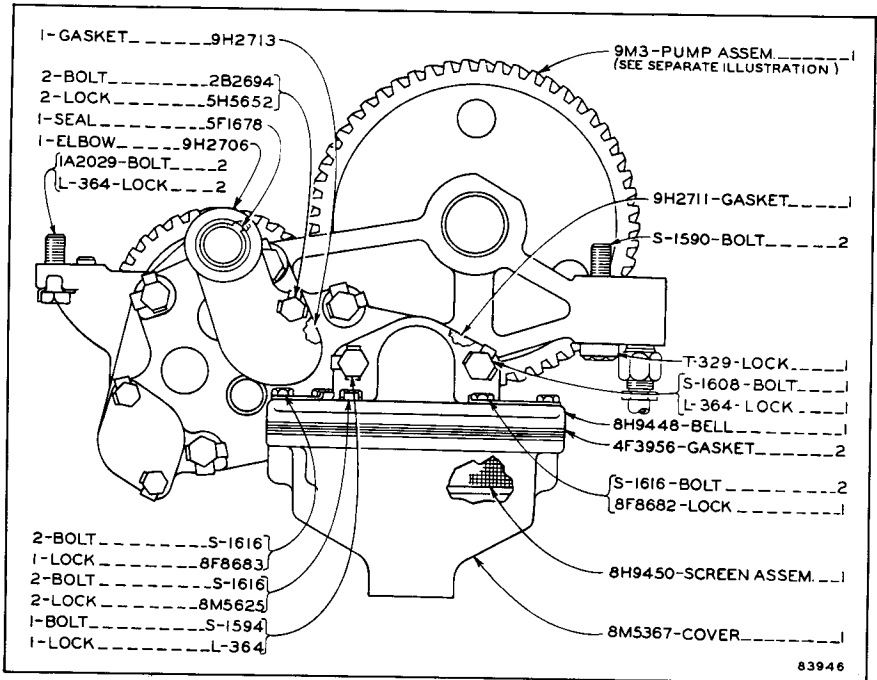
9H3707 FUEL PUMP HOUSING GROUP
 Part of Fuel Pump Housing and Governor shown on Pages 34 and 34A



FUEL INJECTION VALVES AND LINES

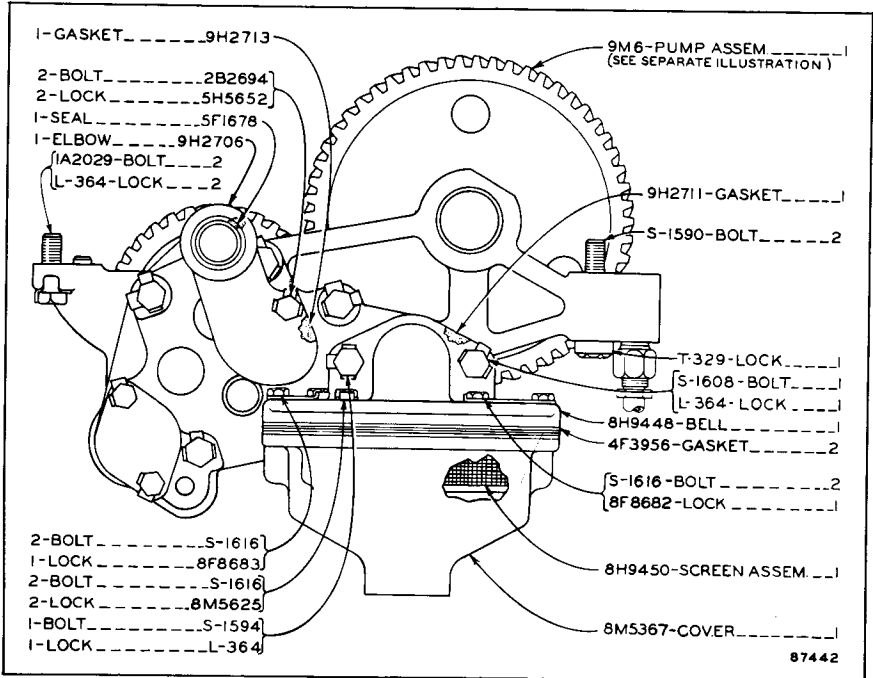
94 743





OIL PUMP

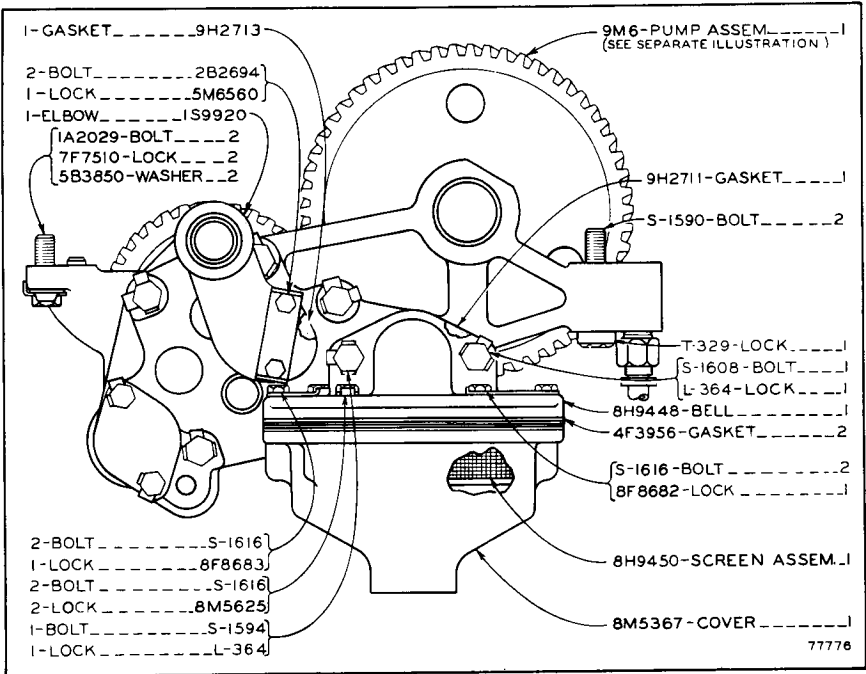
Serial No. 44A6857 to 44A6864 inclusive
9M3 Oil Pump Assembly parts are shown on Page 45



OIL PUMP

Serial No. 44A6865 to 44A8358 inclusive
9M6 Oil Pump Assembly parts are shown on Page 46

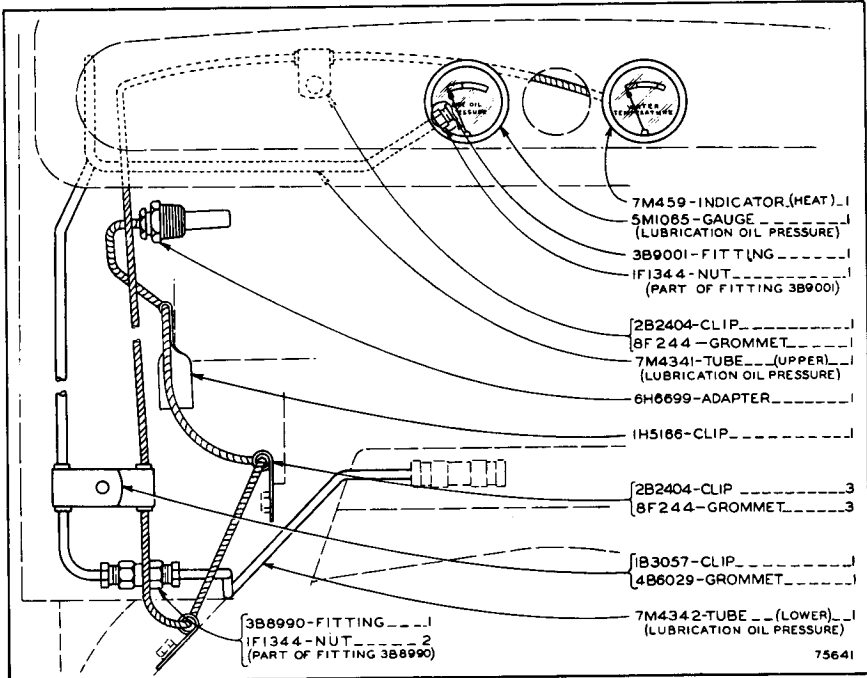
ONLY "CATERPILLAR" PARTS GIVE "CATERPILLAR" PERFORMANCE



OIL PUMP

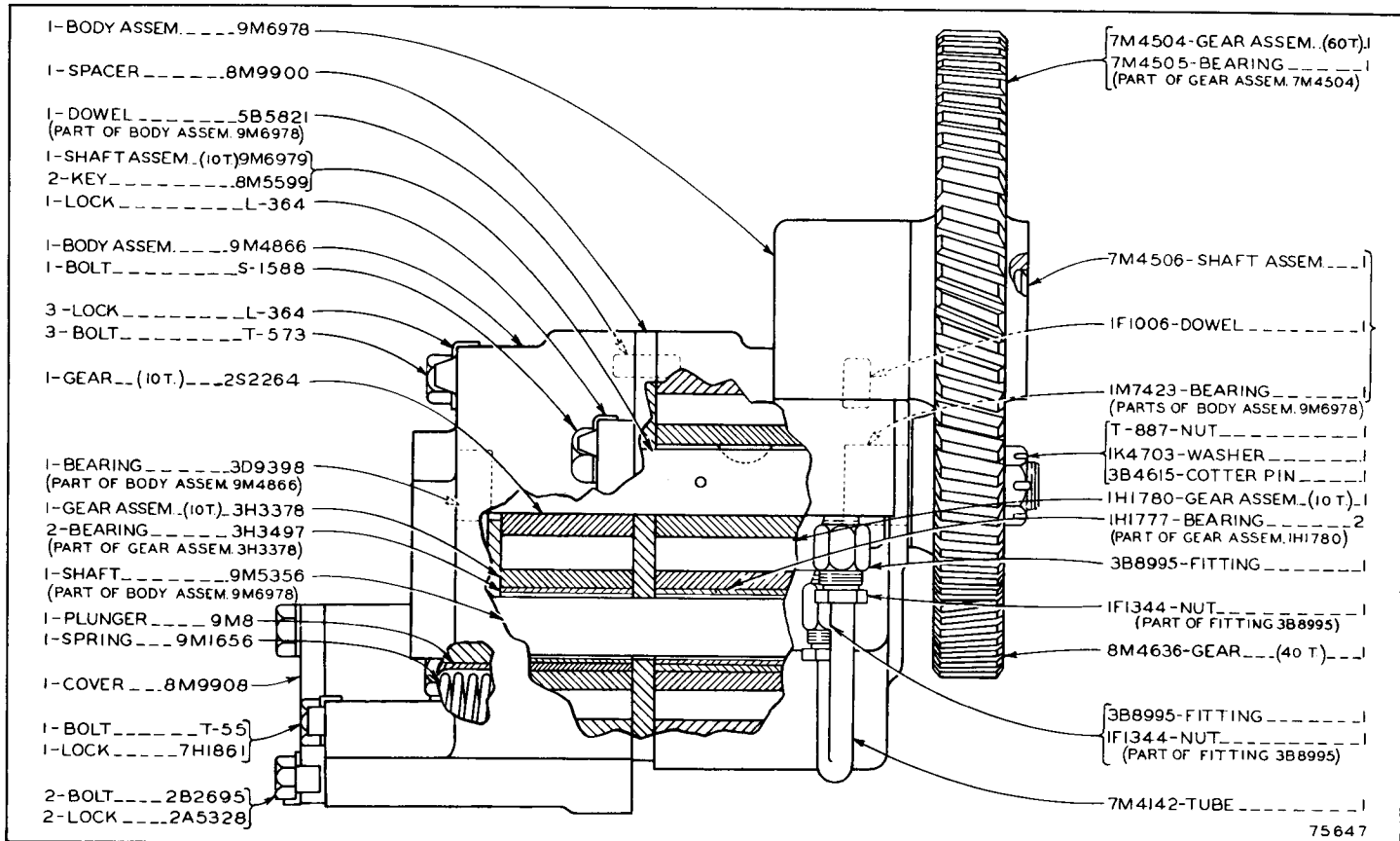
Effective with Serial No. 44A8359

9M6 Oil Pump Assembly parts are shown on Page 46



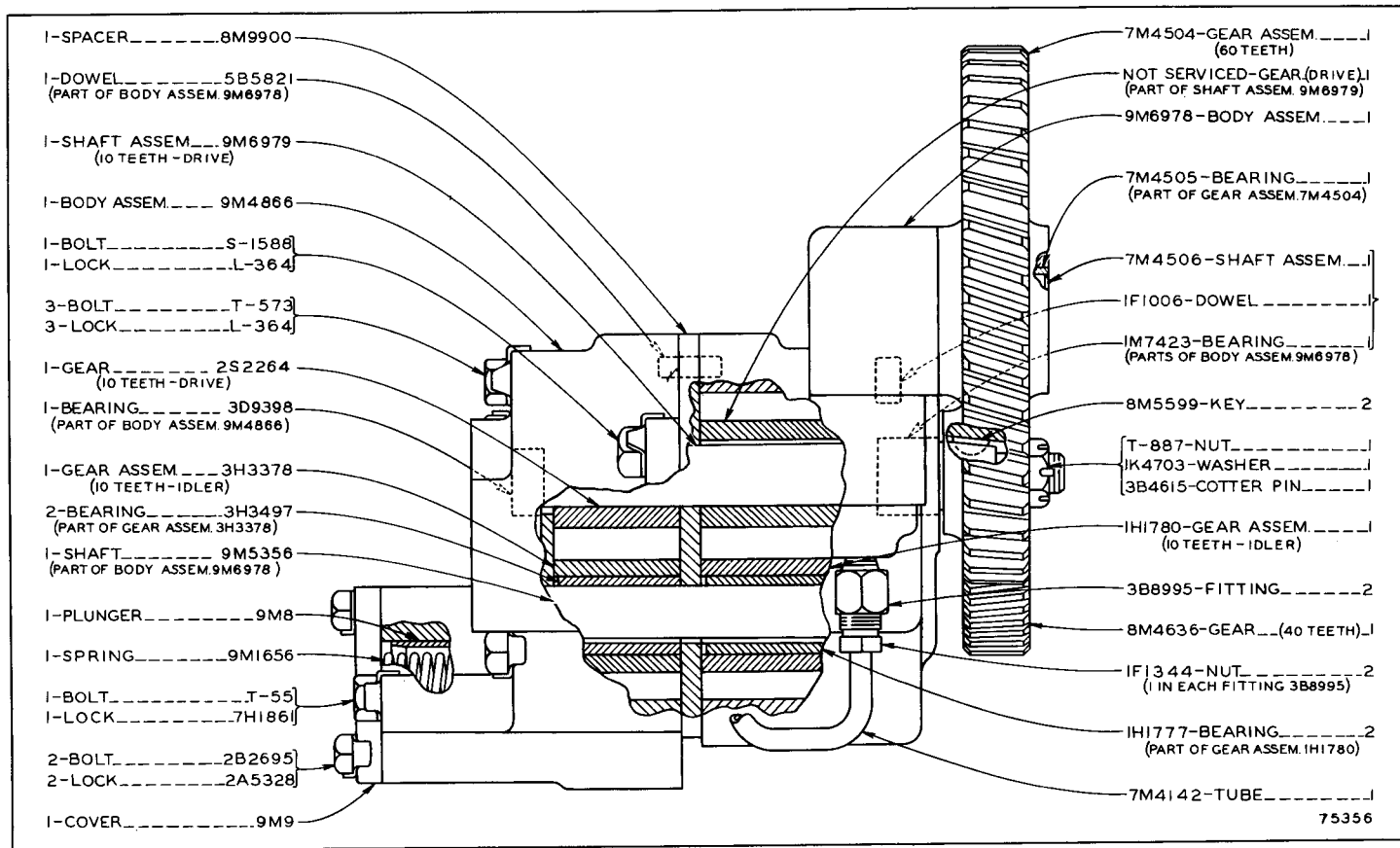
OIL GAUGE AND HEAT INDICATOR

ALWAYS GIVE SERIAL NUMBER WHEN ORDERING PARTS

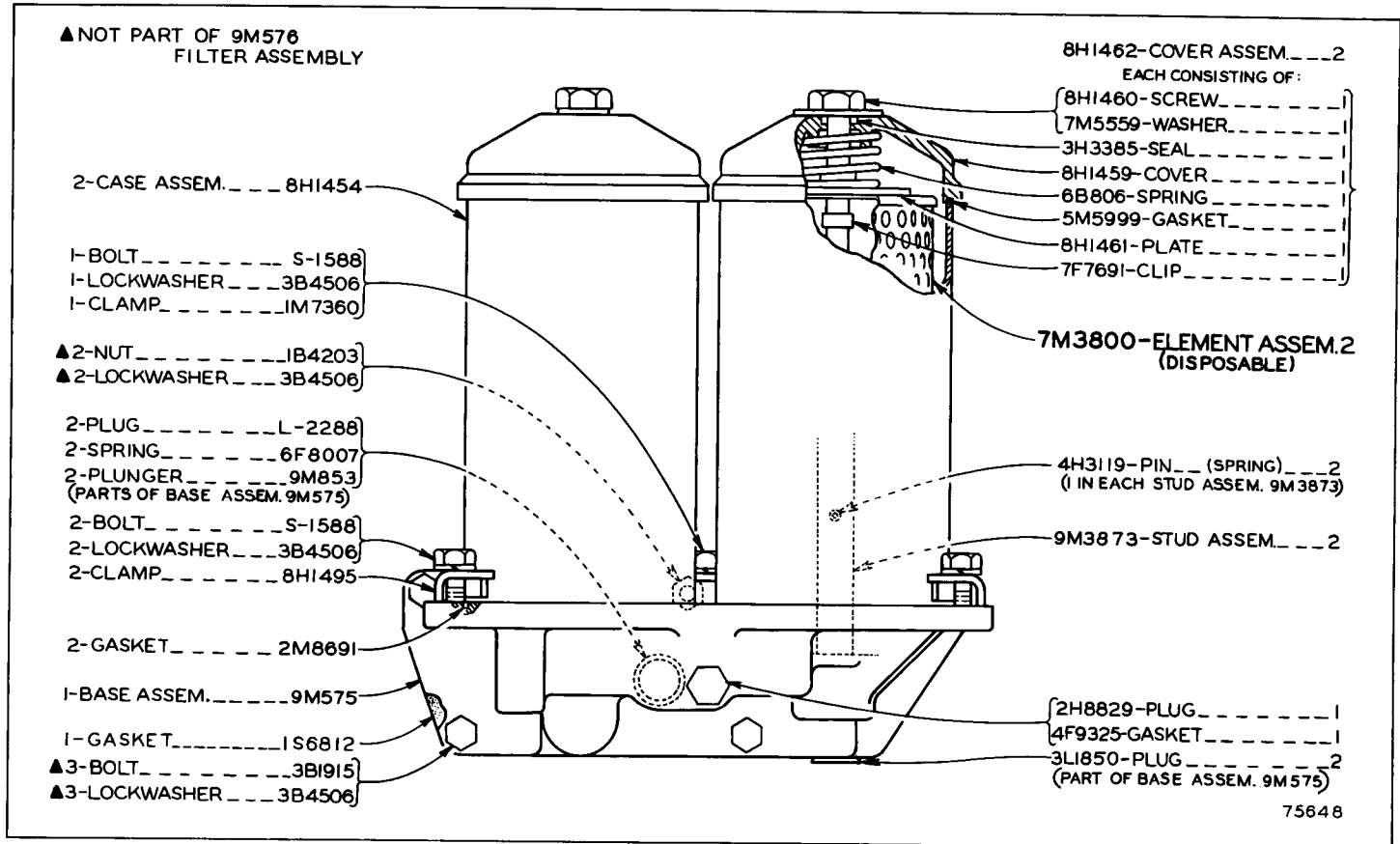


75647

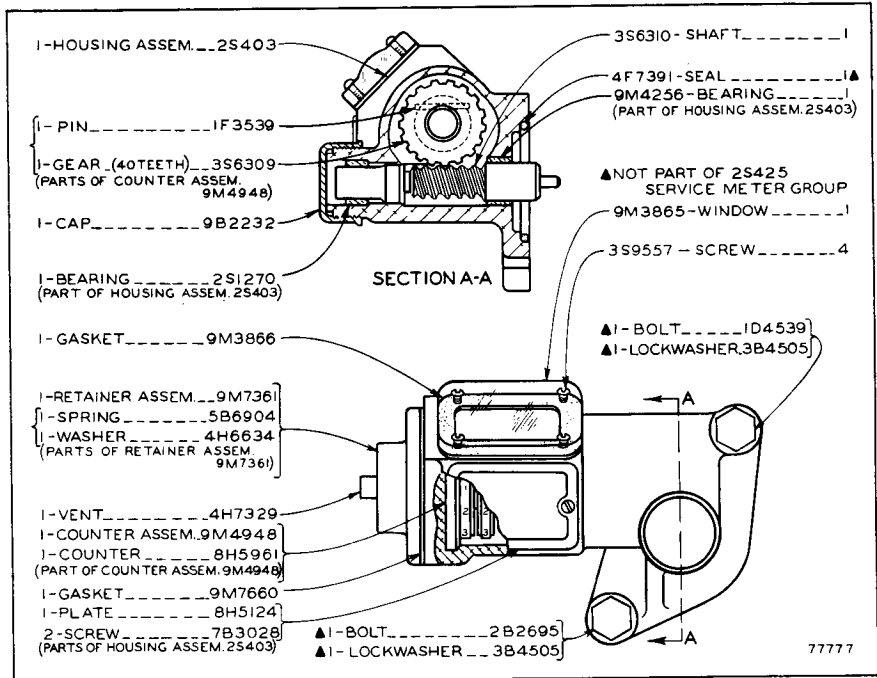
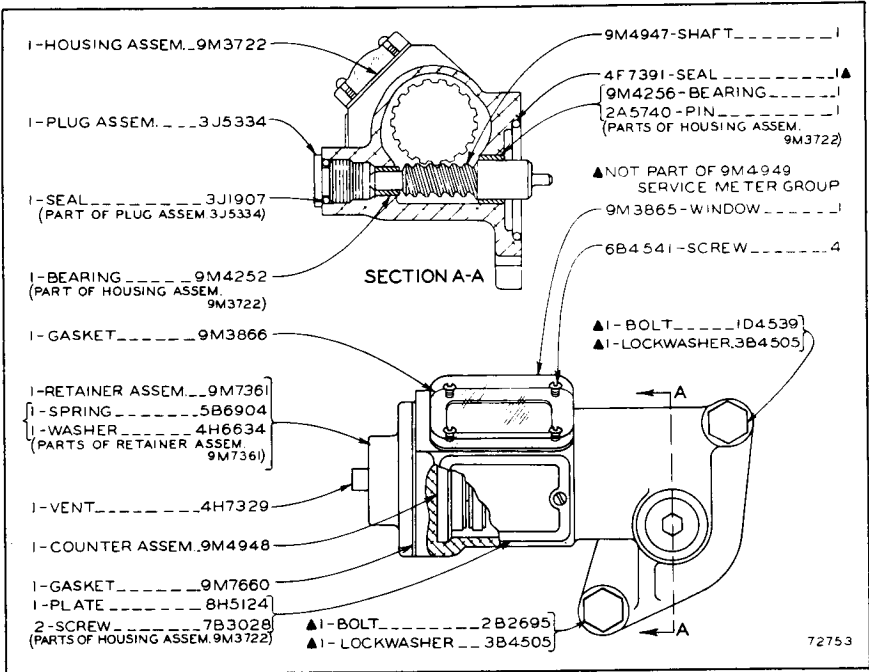
9M3 OIL PUMP ASSEMBLY
 Serial No. 44A6857 to 44A6864 inclusive
 Part of Oil Pump shown on Page 43



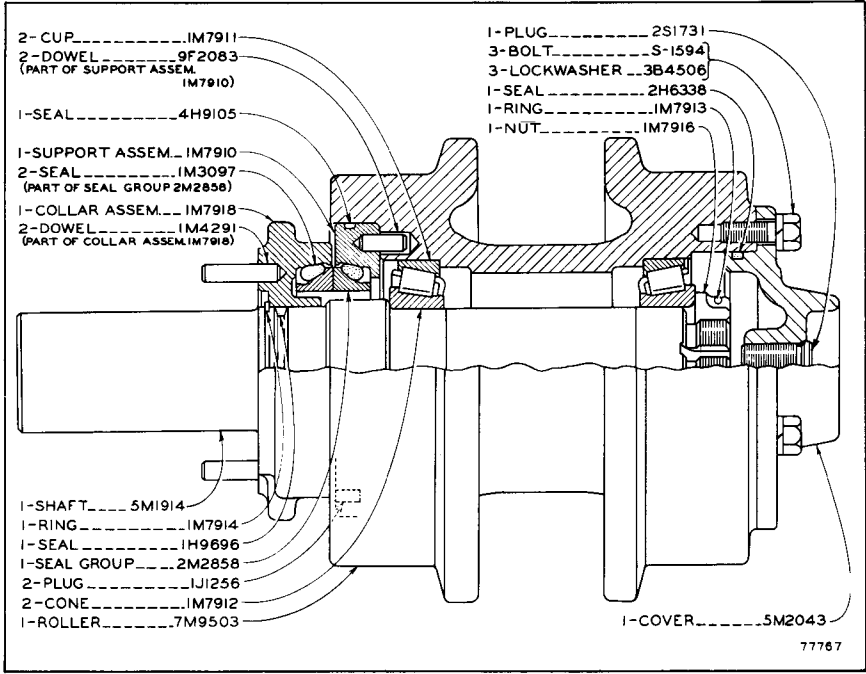
9M6 OIL PUMP ASSEMBLY
 Effective with Serial No. 44A6865
 Part of Oil Pump shown on Pages 43 and 44



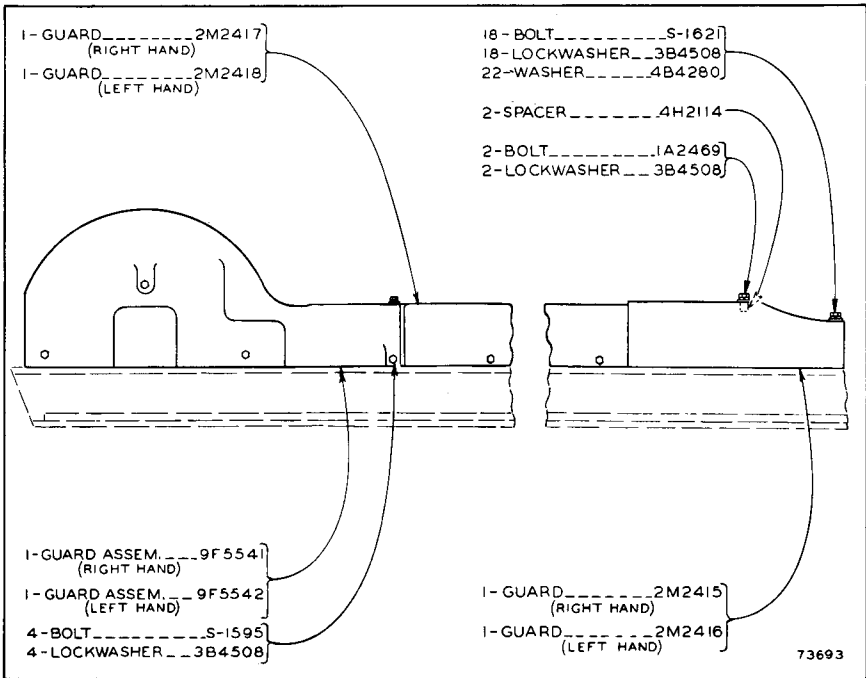
9M576 OIL FILTER ASSEMBLY



ALWAYS GIVE SERIAL NUMBER WHEN ORDERING PARTS



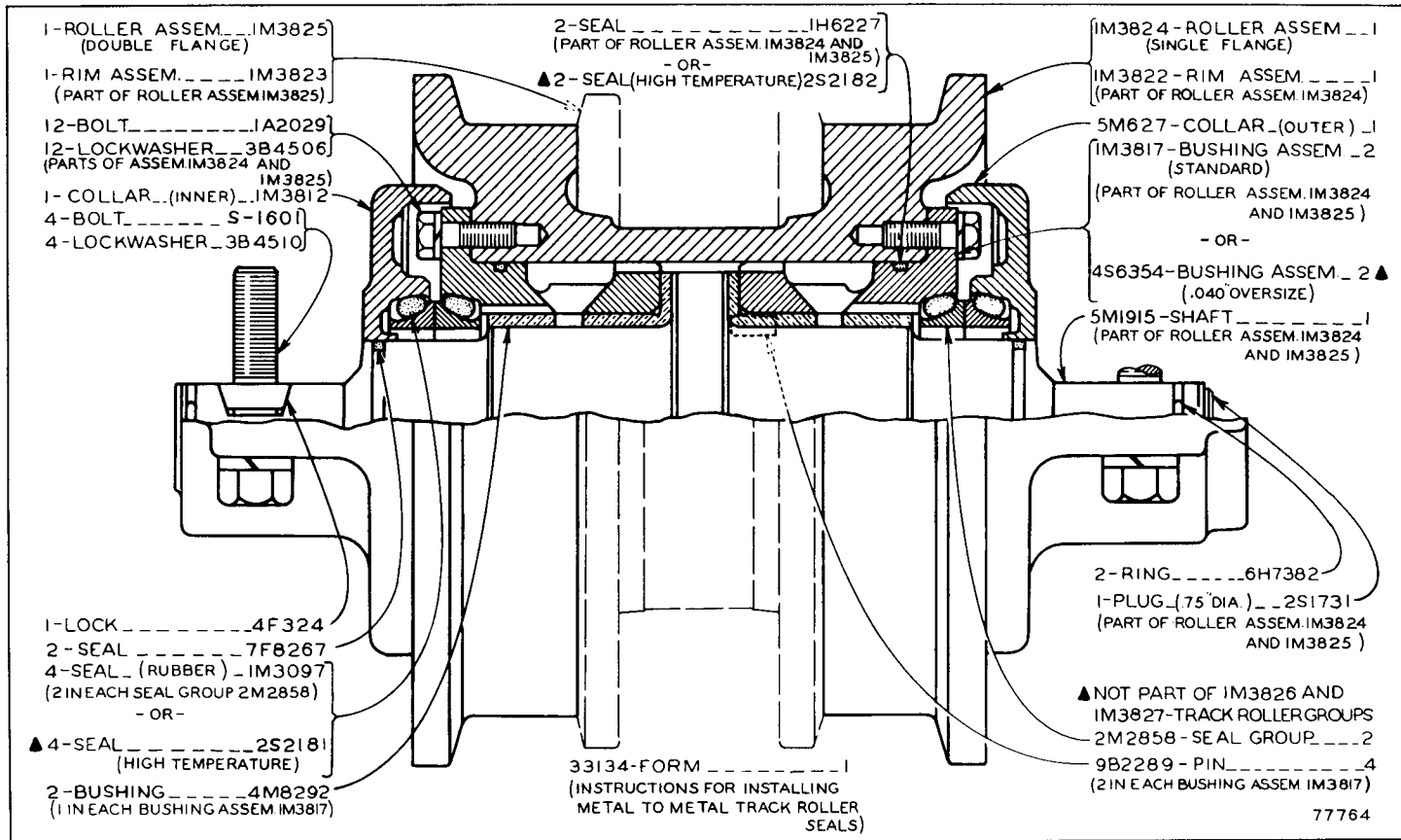
5M8631 TRACK CARRIER ROLLER GROUP—4 Groups Required



TRACK ROLLER FRAME GUARD

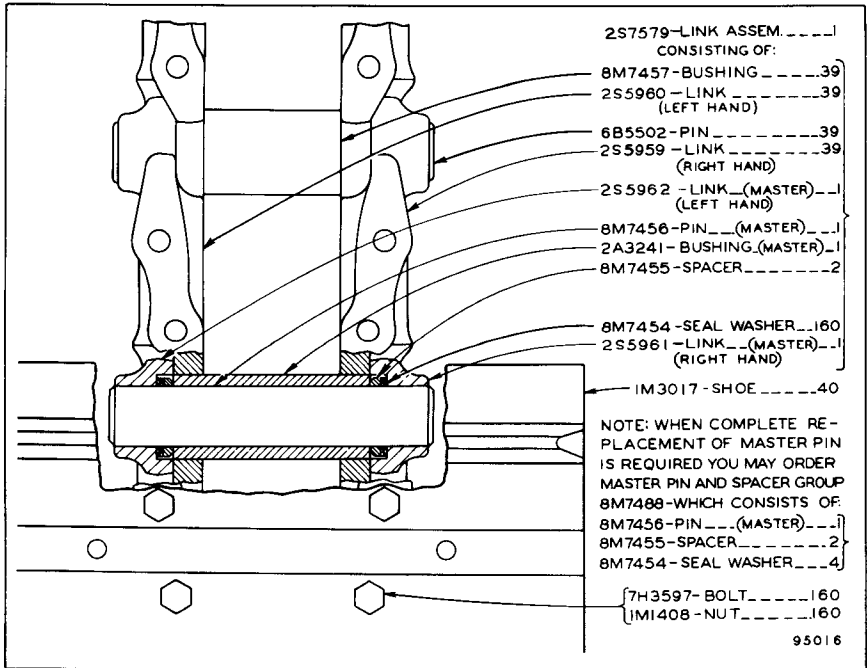
Note: Quantities shown are those required for both R.H. and L.H. sides

ALWAYS GIVE SERIAL NUMBER WHEN ORDERING PARTS



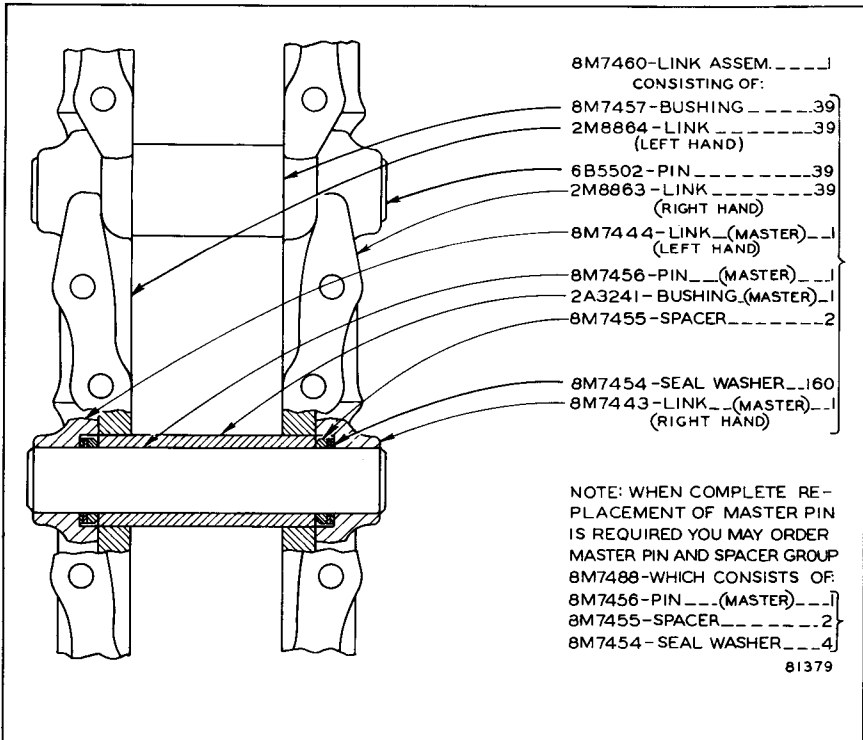
IM3826 TRACK ROLLER GROUP—Single Flange—4 Groups Required
IM3827 TRACK ROLLER GROUP—Double Flange—8 Groups Required

Note: 458056 Track Roller Seal Kit is available. Refer also to Page 176A for special parts

**2S7585 TRACK GROUP—16" Grouser Shoe—2 Groups Required**

Effective with Serial No. 44A10121

Note: 8M7486 Track Pin and Bushing Group, consisting of a complete set of Pins and Bushings for one Track, is available. Refer also to Pages 178, 178A and 178B for special parts



Name	Shoe (40 Req'd. for one Track)	Complete Track Group (Hardware Included) 2 Req'd. per Tractor
16" Grouser Shoe	1M3017	8M7472
16" Semi-Skeleton Shoe	1M8610—D.S.—20 Req'd. 1M8611—S.S.—20 Req'd.	8M7478
18" Grouser Shoe	1M3021	8M7473
18" Grouser Shoe— Center Punched	4M2475	8M7477
18" Semi-Skeleton Shoe	1M3018—D.S.—20 Req'd. 1M3019—S.S.—20 Req'd.	8M7474
20" Grouser Shoe	1M4440	8M7476
24" Grouser Shoe	1M4441	8M7475

NOTE: 7H3597 Track Shoe Bolt—160 Req'd. for one Track
 1M1408 Nut—Used with 7H3597
 S.S.—Single Spike D.S.—Double Spike

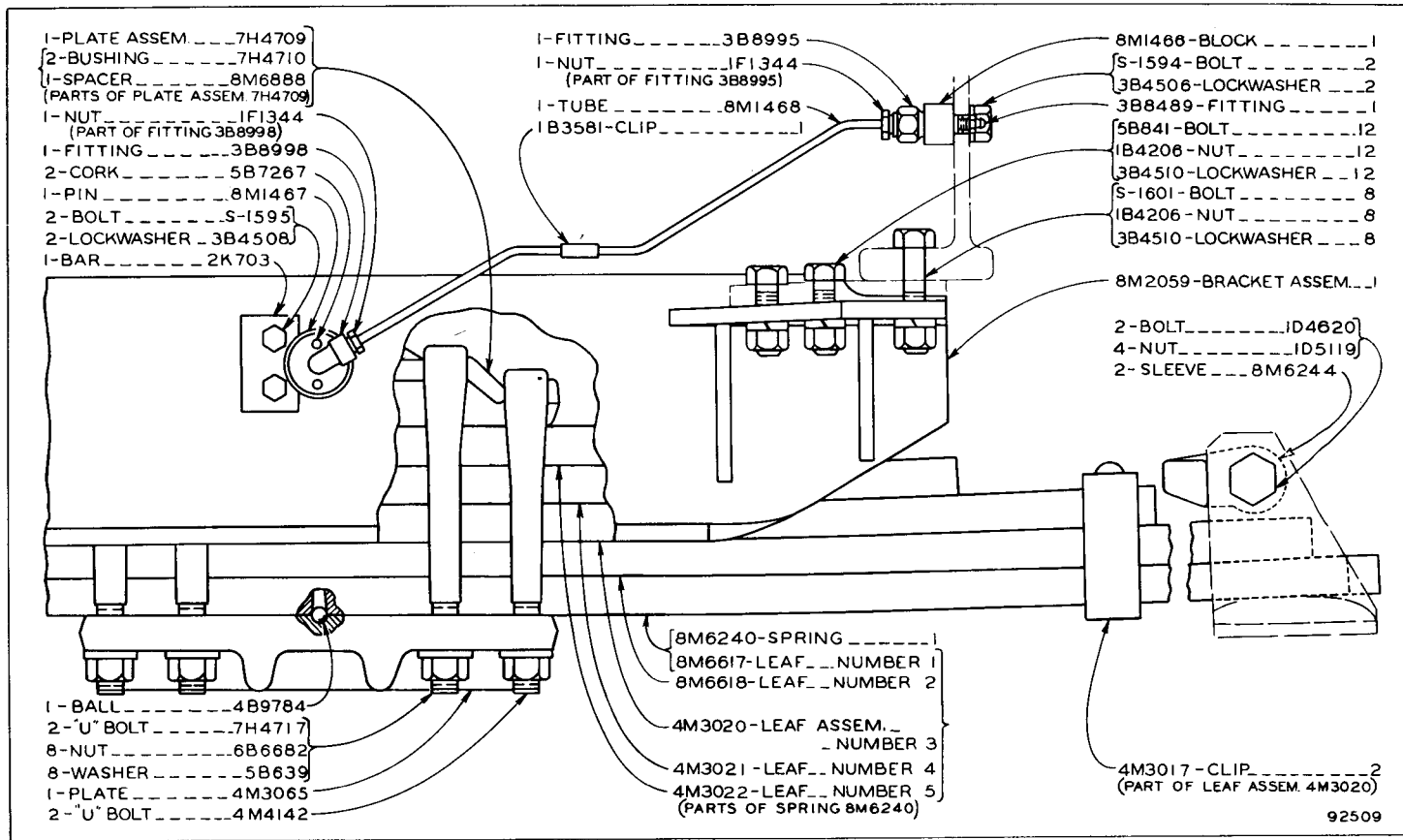
TRACK GROUPS—2 Groups Required

For use with Large Outside Diameter Front Idler

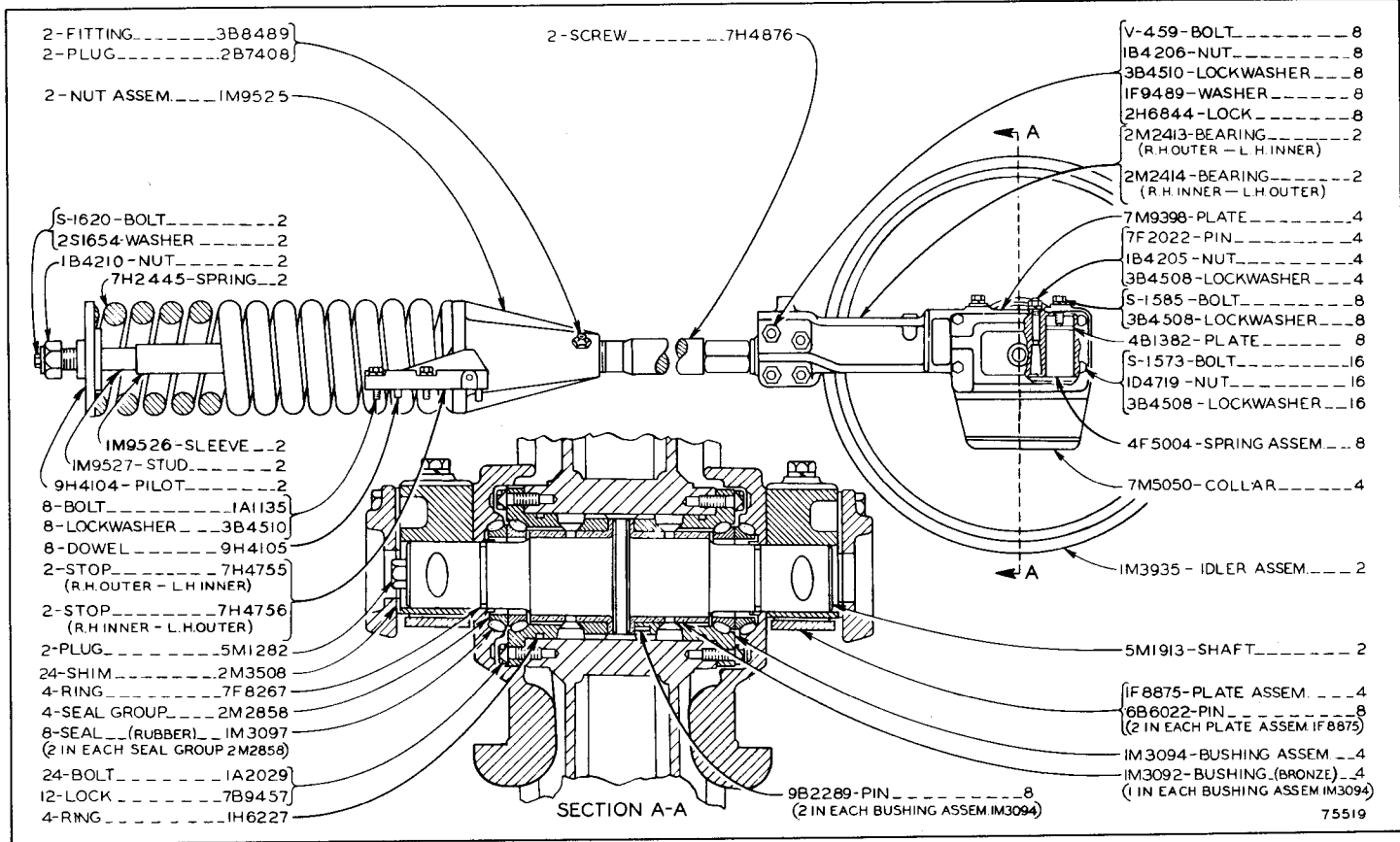
Note: 8M7486 Track Pin and Bushing Group, consisting of a complete set of Pins and Bushings for one Track, is available

Refer also to Pages 176 and 178 for special parts

ALWAYS GIVE SERIAL NUMBER WHEN ORDERING PARTS

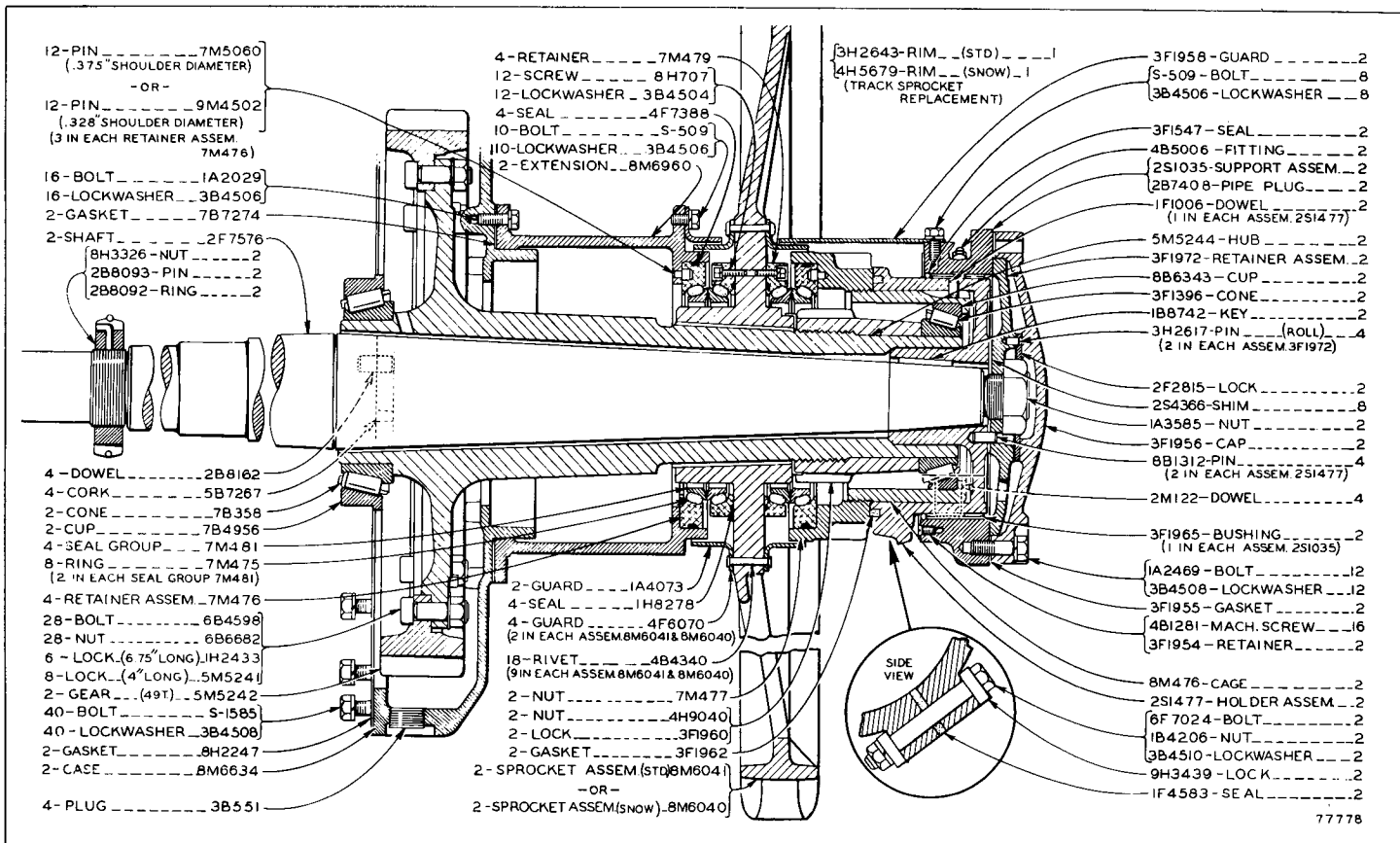


EQUALIZER SPRING



FRONT IDLER

Note: Quantities shown are those required for both R.H. and L.H. sides
 Refer also to Pages 176, 179 and 180 for special parts

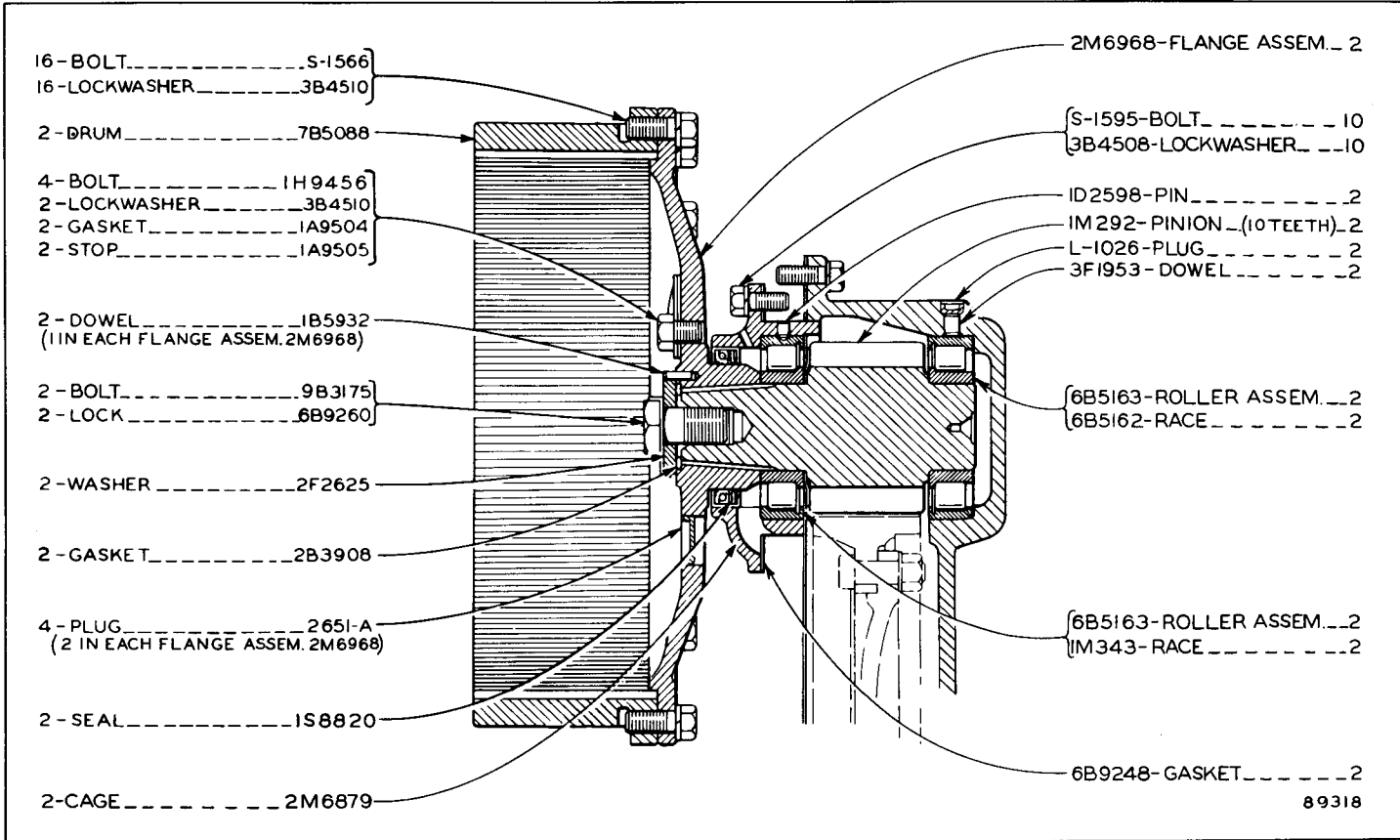


FINAL DRIVE—Part Two

Effective with Serial No. 44A8186

Note: Quantities shown are those required for both R.H. and L.H. sides

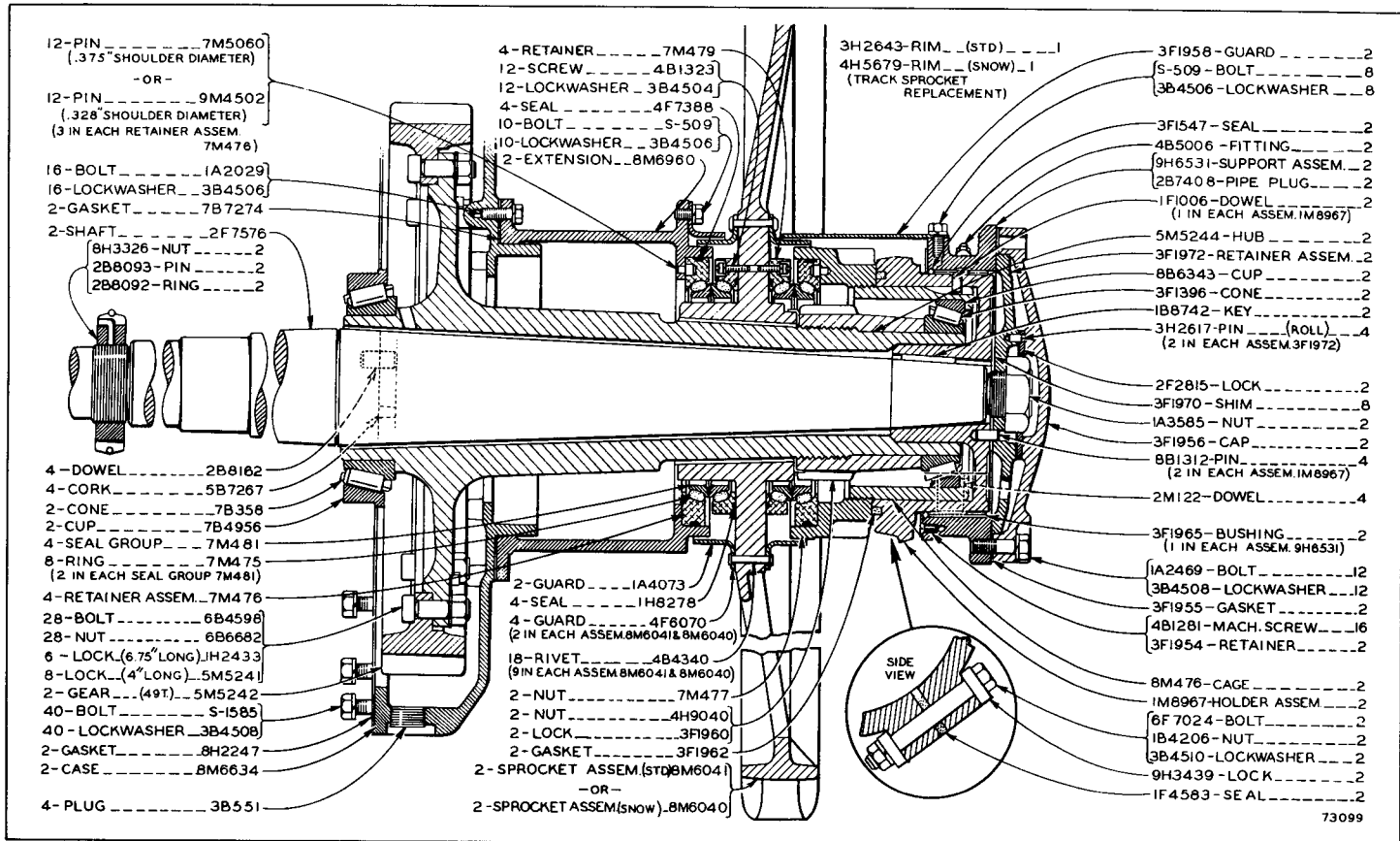
7778



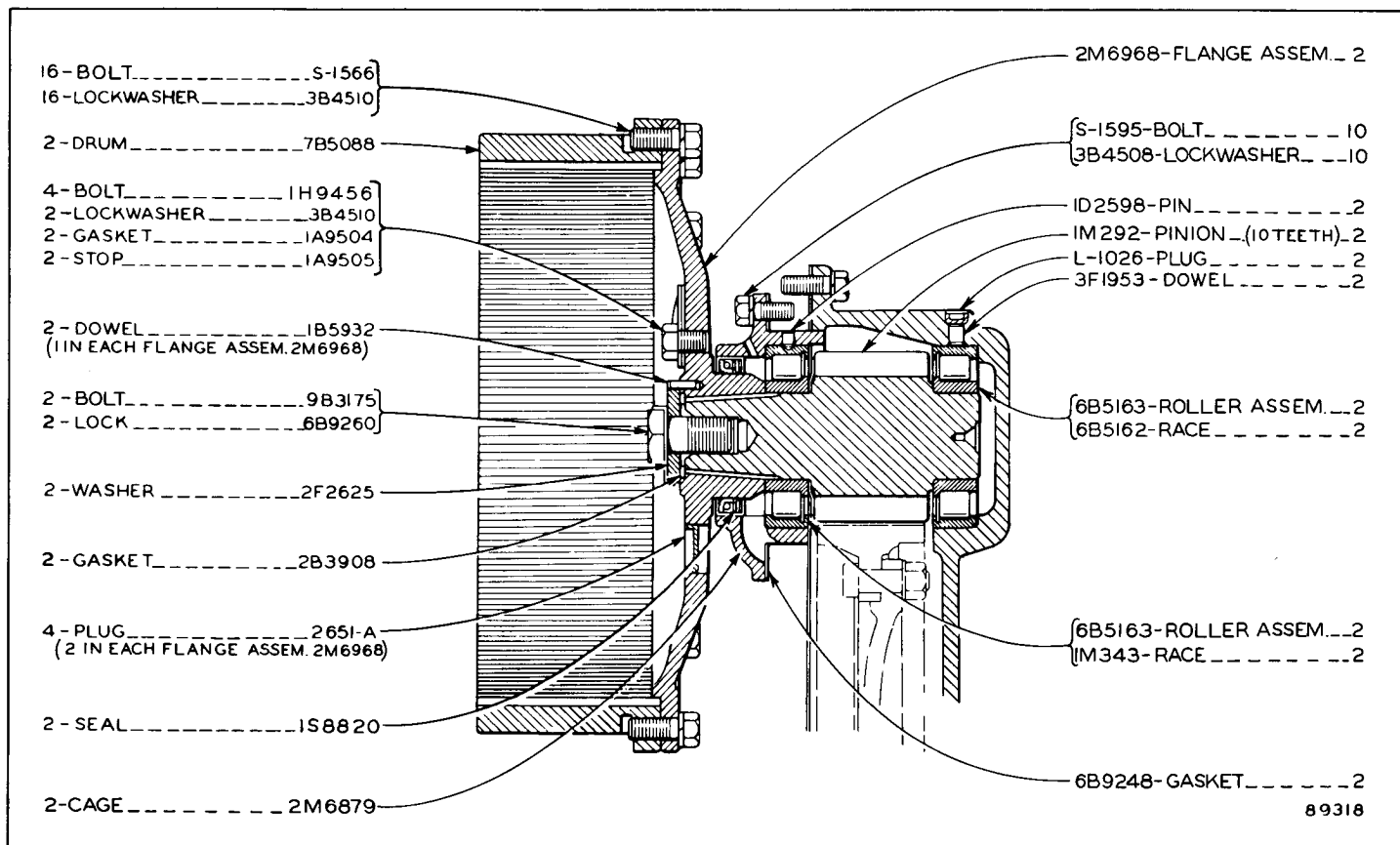
FINAL DRIVE—Part One

Effective with Serial No. 44A8186

Note: Quantities shown are those required for both R.H. and L.H. sides



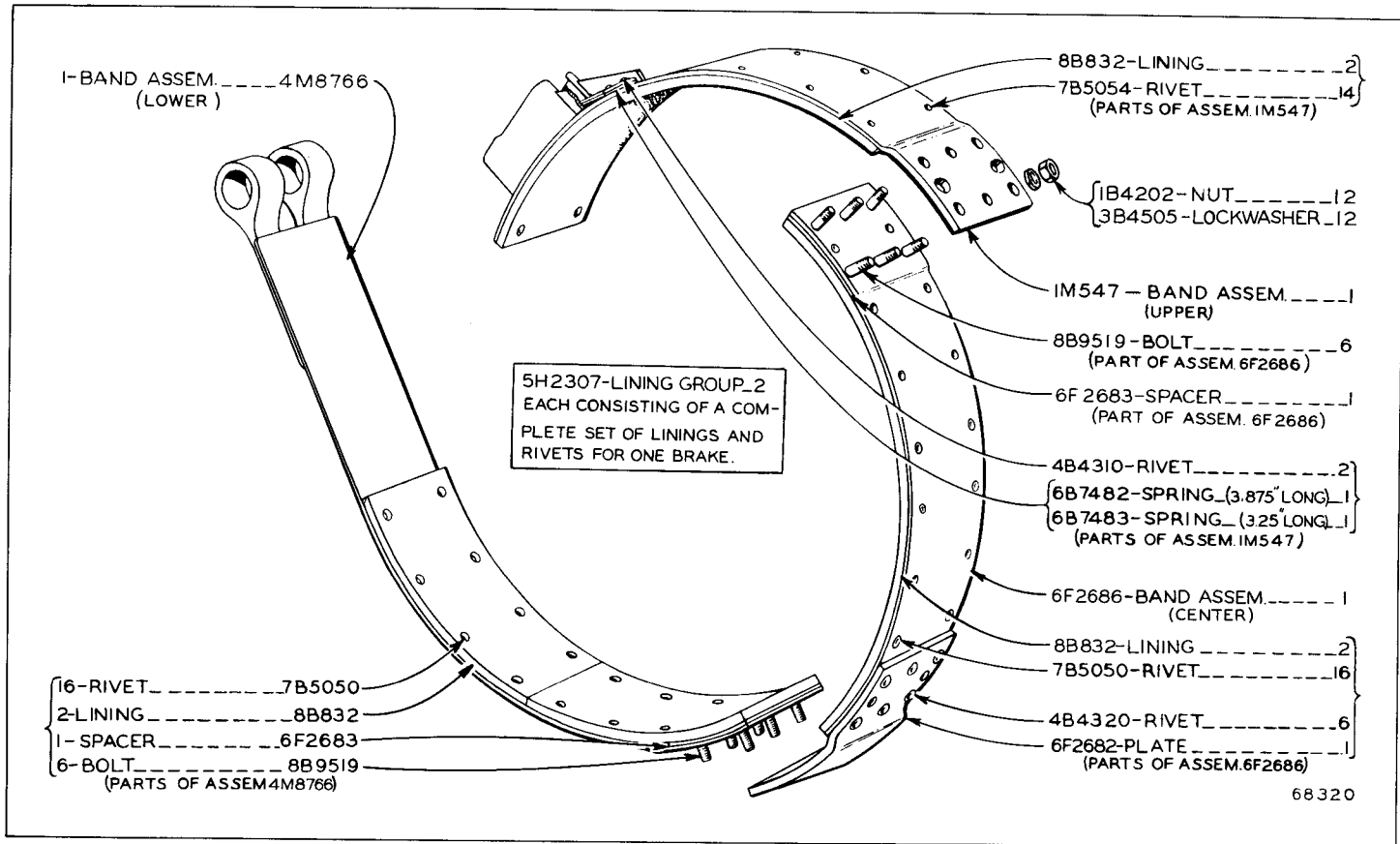
FINAL DRIVE—Part Two
 Serial No. 44A6857 to 44A8185 inclusive
 Note: Quantities shown are those required for both R.H. and L.H. sides



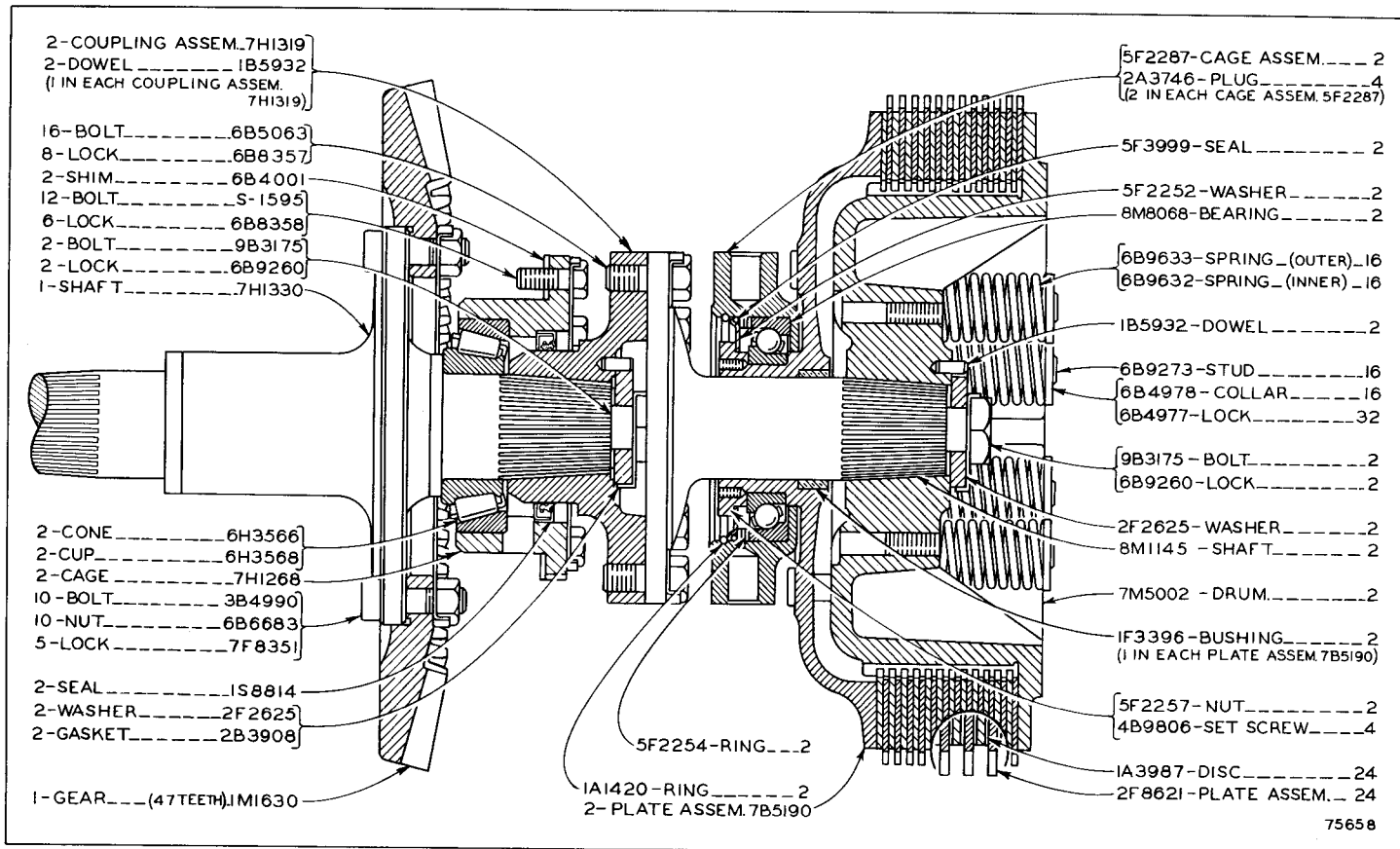
FINAL DRIVE—Part One

Serial No. 44A6857 to 44A8185 inclusive

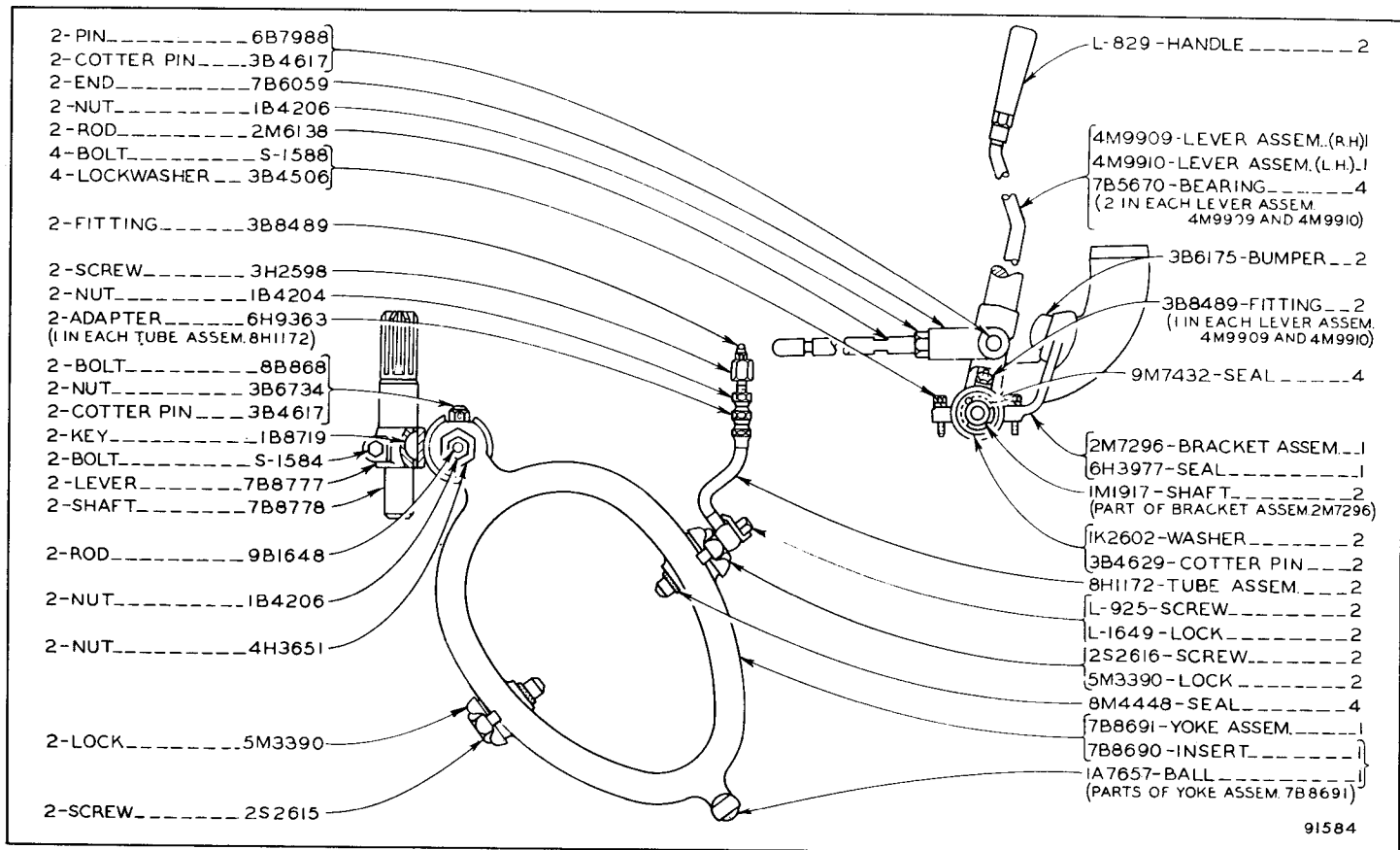
Note: Quantities shown are those required for both R.H. and L.H. sides



BRAKE BAND ASSEMBLIES
Part of Brakes

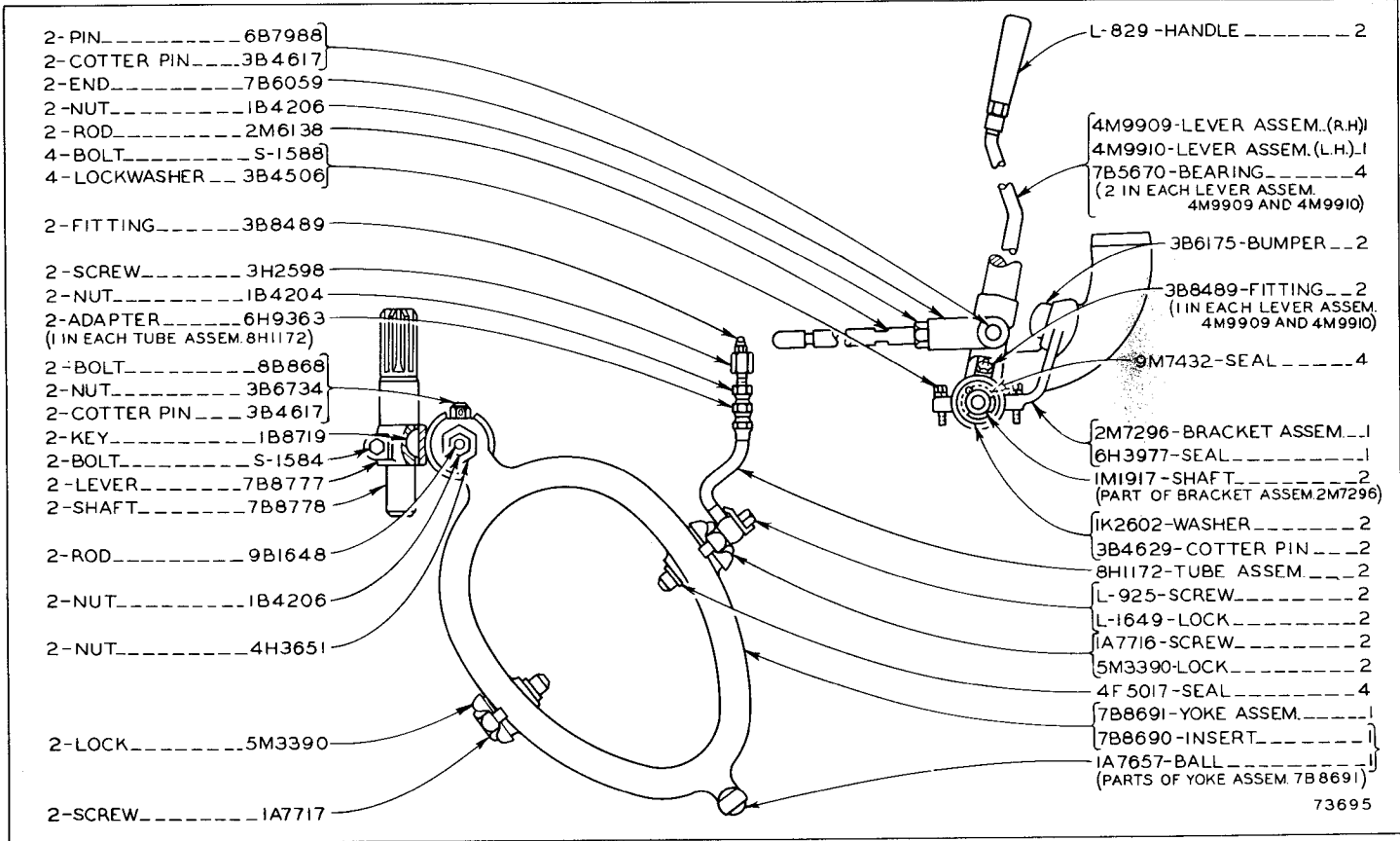


7H2076 STEERING CLUTCH GROUP

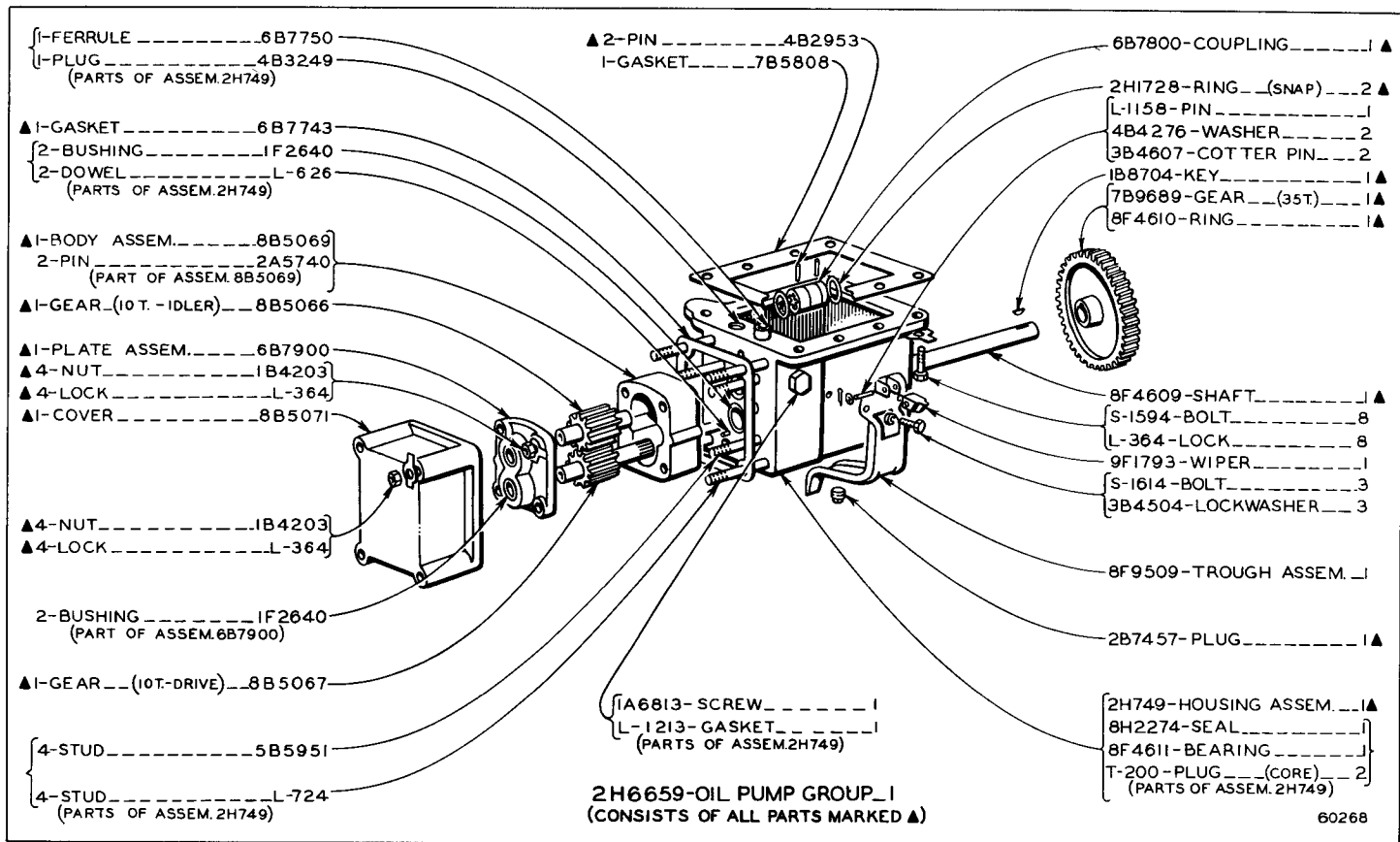


91584

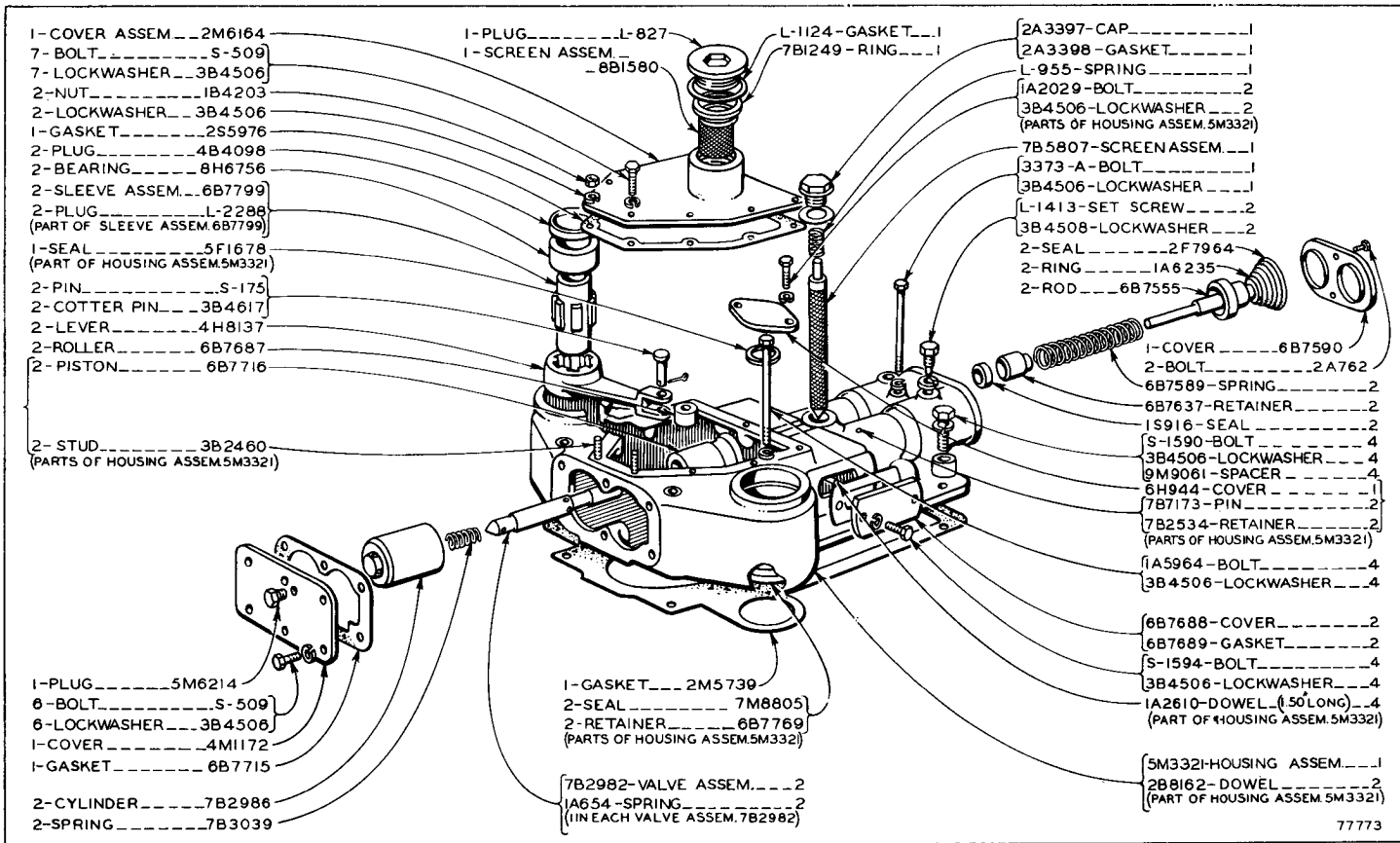
STEERING CLUTCH CONTROL
 Effective with Serial No. 44A8841



STEERING CLUTCH CONTROL
 Serial No. 44A6857 to 44A8840 inclusive

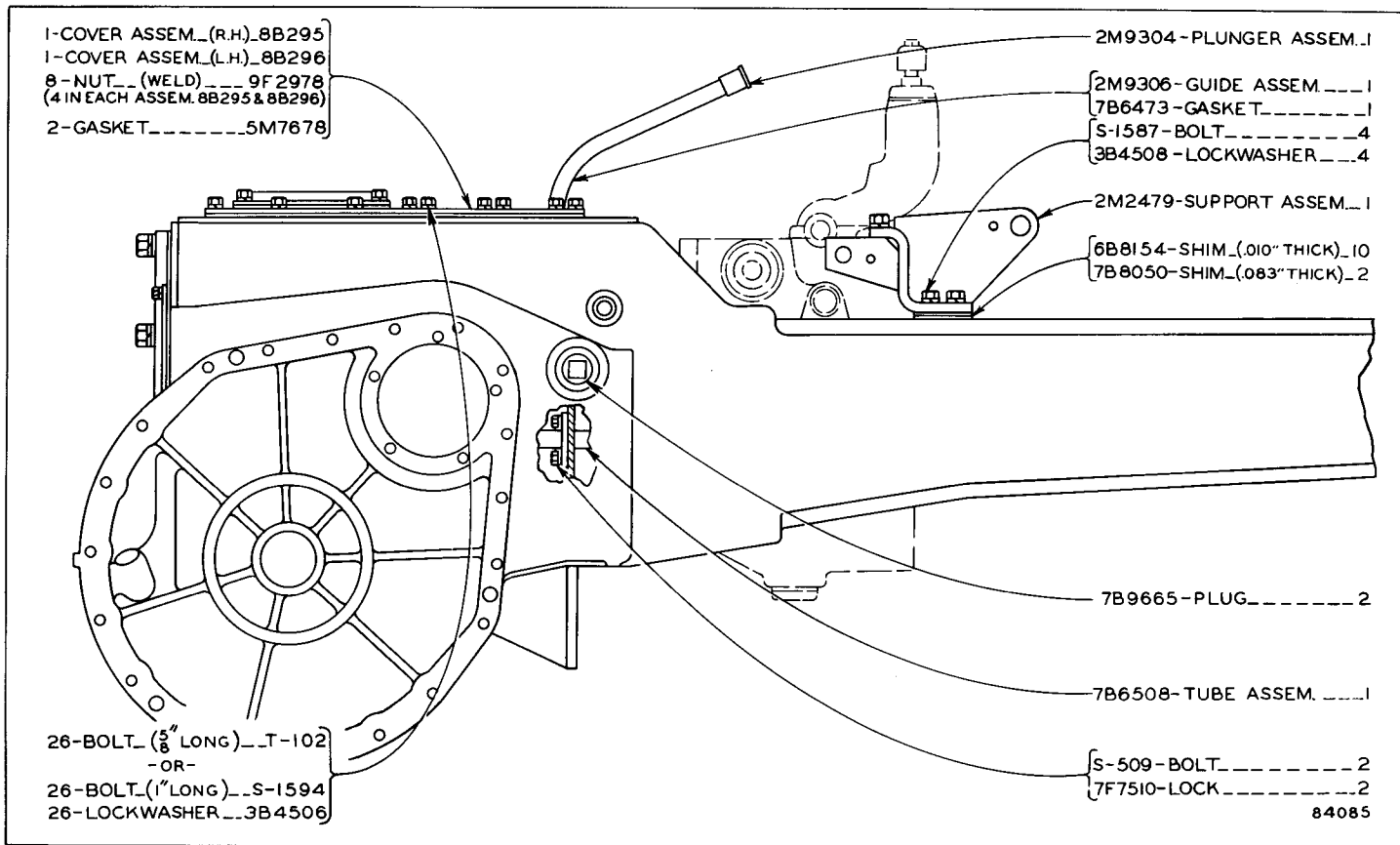


STEERING CLUTCH HYDRAULIC CONTROL MECHANISM—Part Two

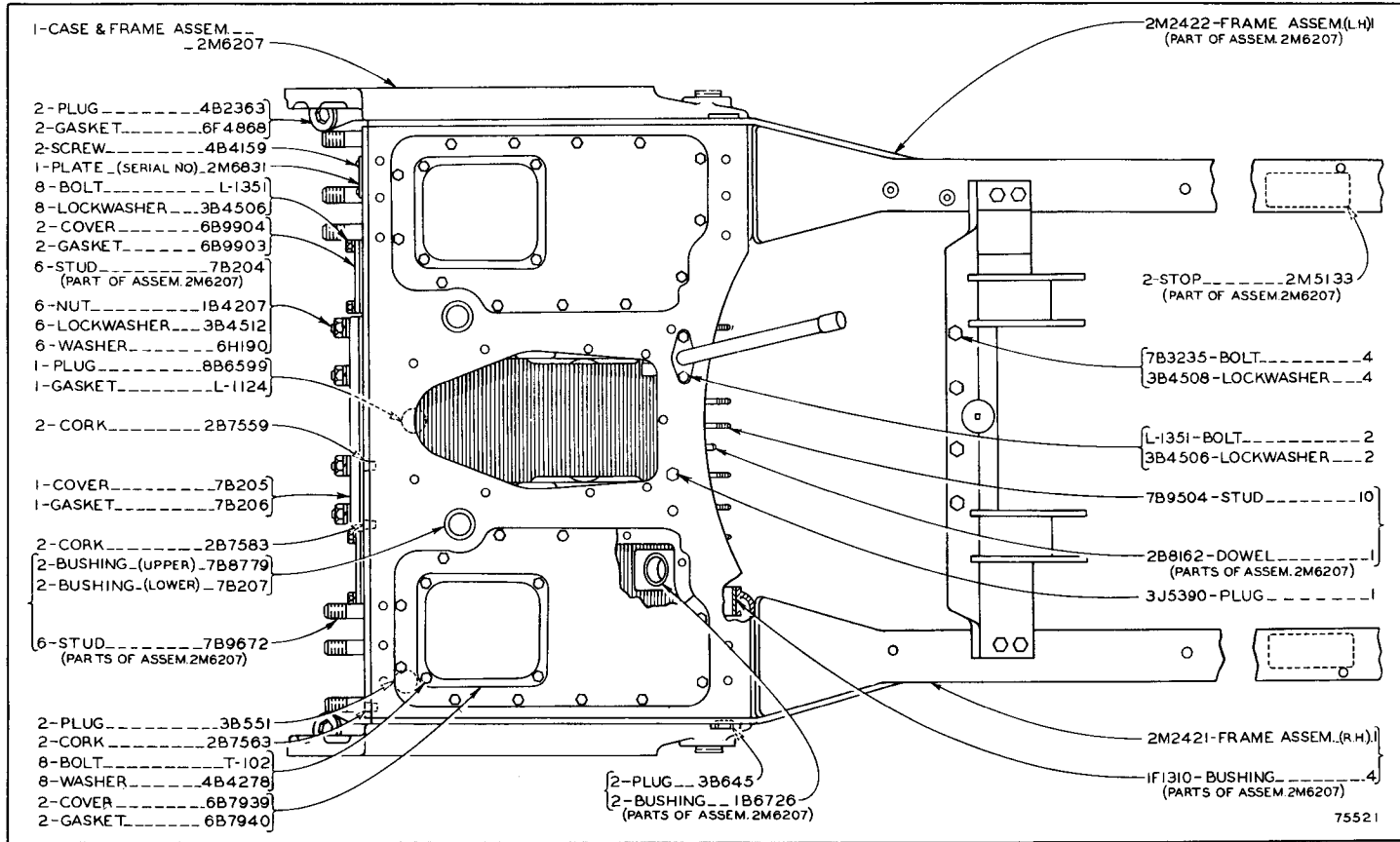


STEERING CLUTCH HYDRAULIC CONTROL MECHANISM—Part One

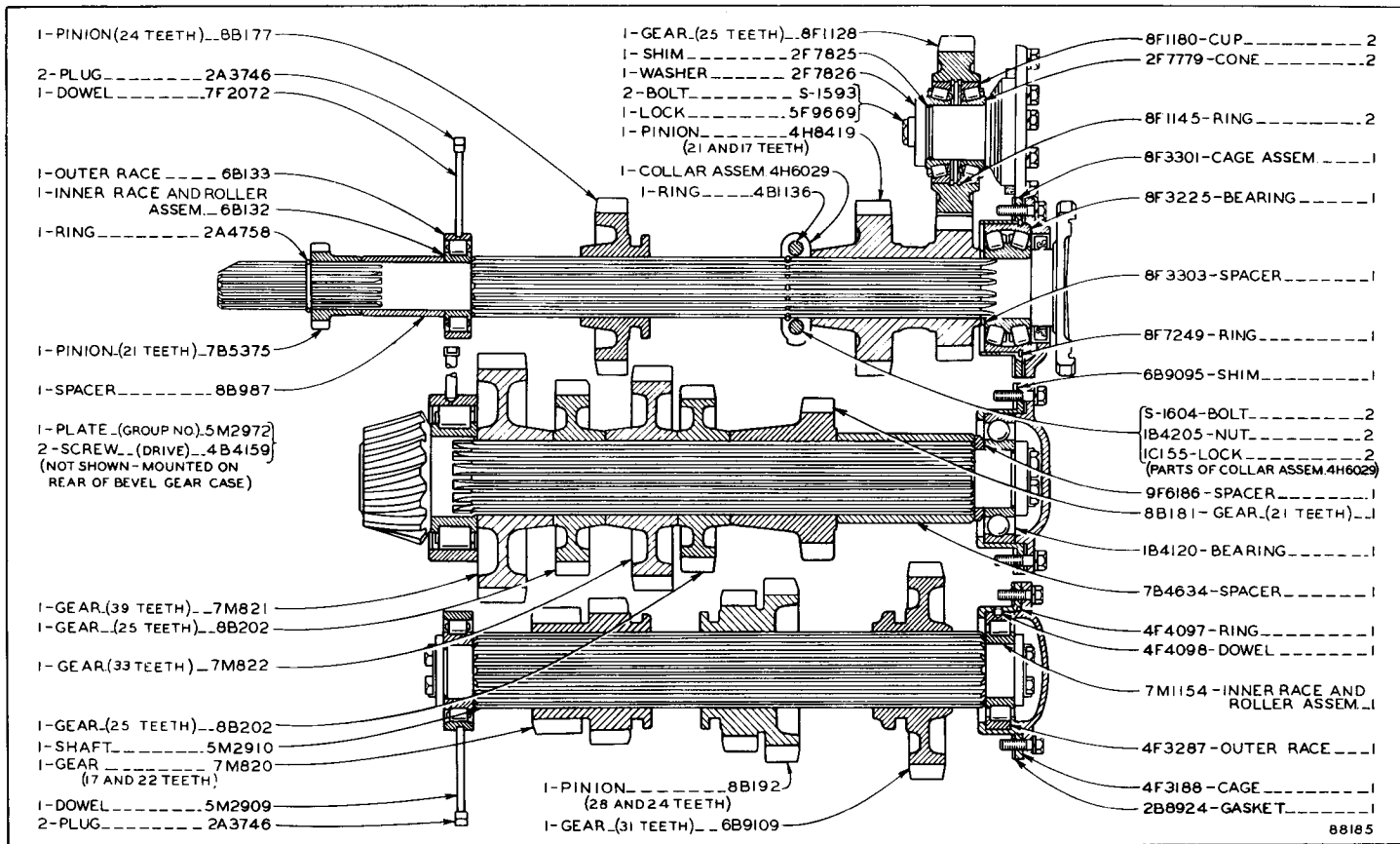
77773



TRANSMISSION CASE AND COVERS—Side View



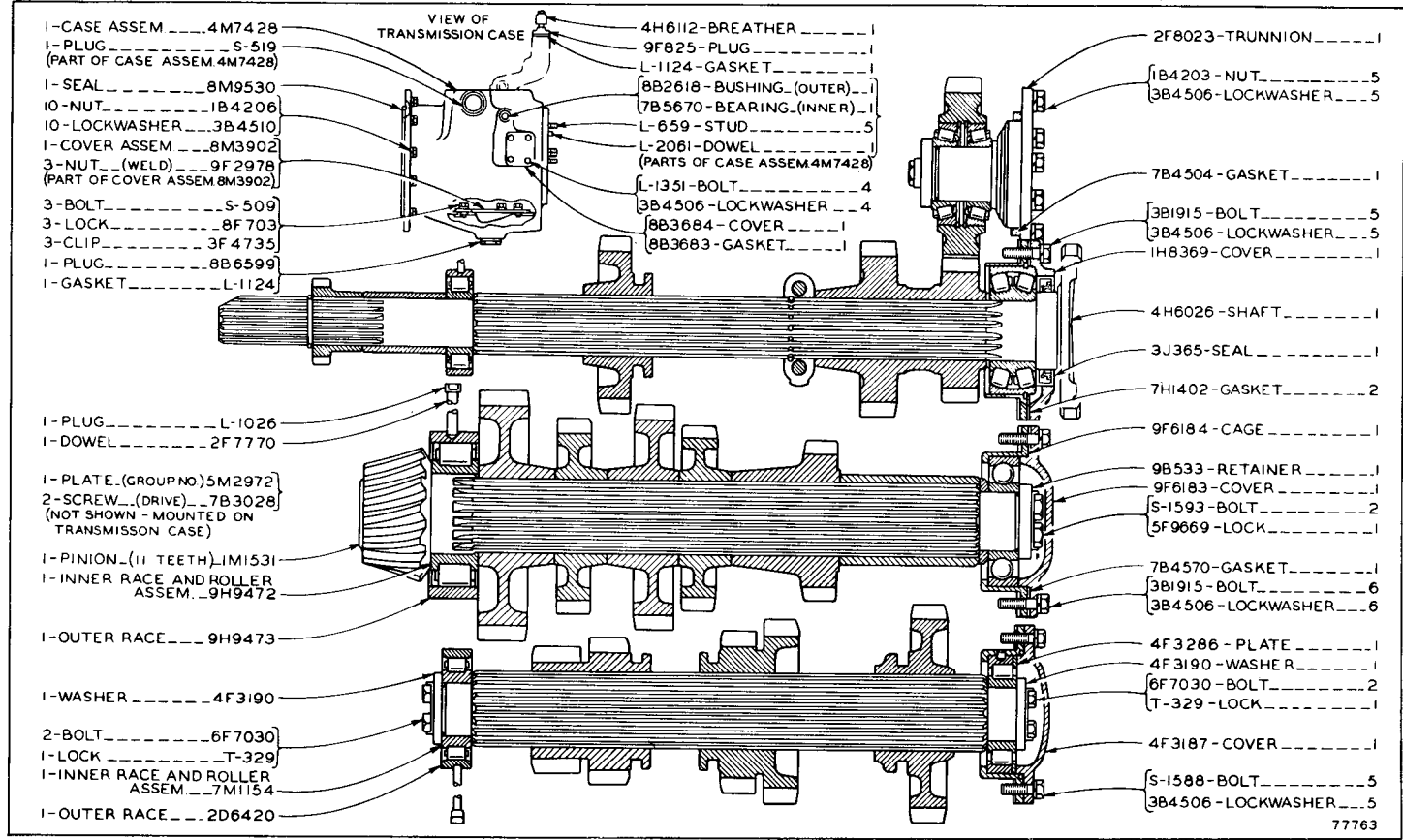
TRANSMISSION CASE AND COVERS—Top View



5M2944 TRANSMISSION GROUP—Part Two

Effective with Serial No. 44A7675

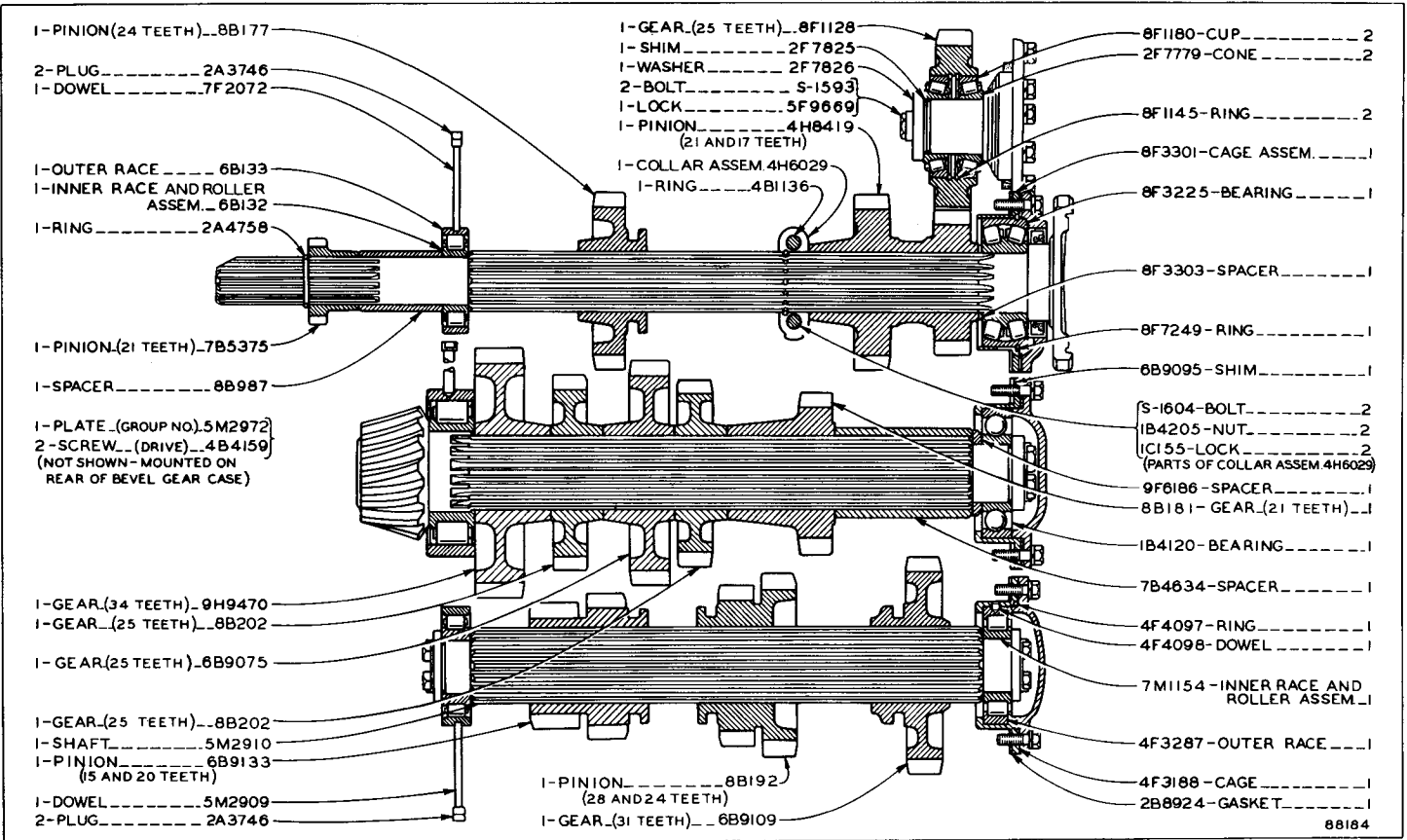
Note: This Transmission provides the following speeds: (Forward) First—1.7, Second—2.7, Third—3.7, Fourth—5.2 and Fifth—6.8 M.P.H.; (Reverse) First—2.1, Second—3.3, Third—4.6 and Fourth—6.4 M.P.H. Refer also to Pages 172 and 173 for special parts



5M2944 TRANSMISSION GROUP—Part One

Effective with Serial No. 44A7675

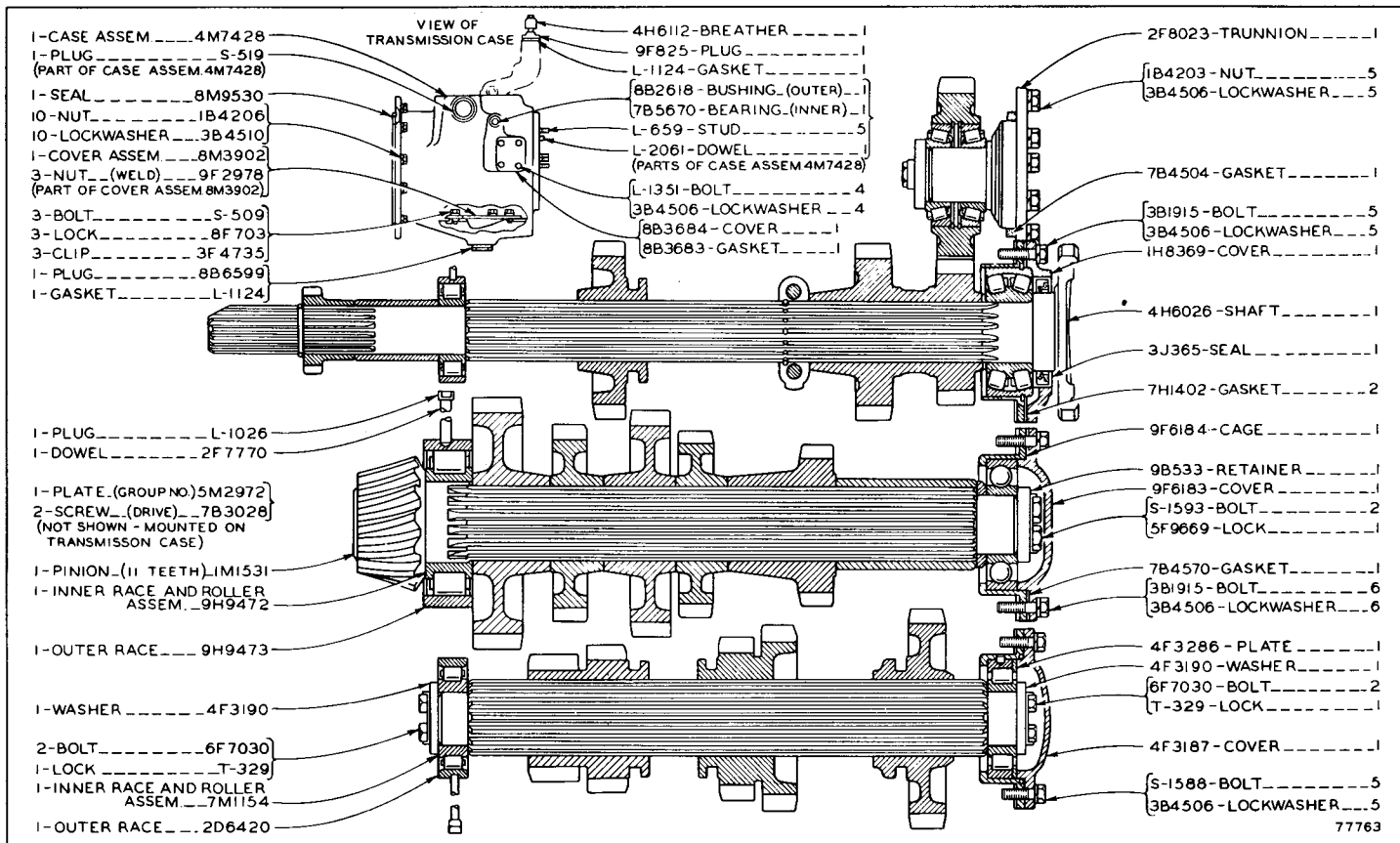
Note: This Transmission provides the following speeds: (Forward) First—1.7, Second—2.7, Third—3.7, Fourth—5.2 and Fifth—6.8 M.P.H.; (Reverse) First—2.1, Second—3.3, Third—4.6 and Fourth—6.4 M.P.H. Refer also to Pages 172 and 173 for special parts



5M2944 TRANSMISSION GROUP—Part Two

Serial No. 44A6857 to 44A7674 inclusive

Note: This Transmission provides the following speeds: (Forward) First—1.7, Second—2.7, Third—3.7, Fourth—5.2 and Fifth—6.8 M.P.H.; (Reverse) First—2.1, Second—3.3, Third—4.6 and Fourth—6.4 M.P.H. Refer also to Pages 172, 173 and 175 for special parts

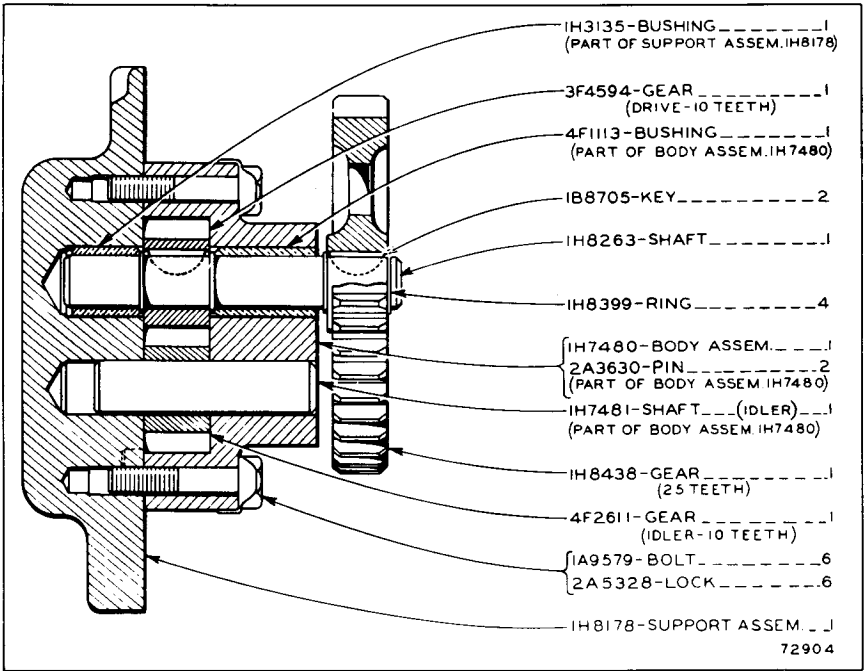


5M2944 TRANSMISSION GROUP—Part One

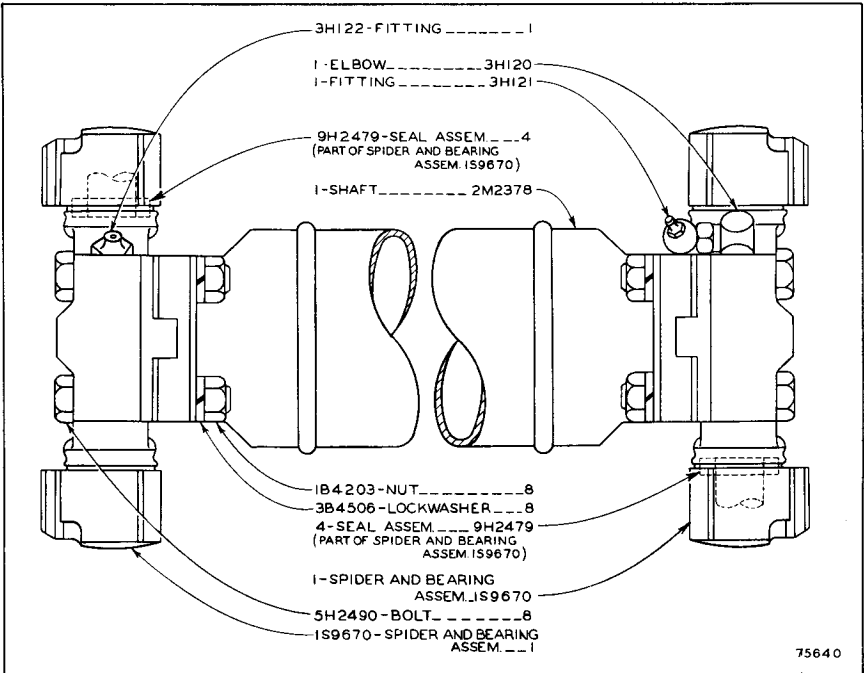
Serial No. 44A6857 to 44A7674 inclusive

Note: This Transmission provides the following speeds: (Forward) First—1.7, Second—2.7, Third—3.7, Fourth—5.2 and Fifth—6.8 M.P.H.; (Reverse) First—2.1, Second—3.3, Third—4.6 and Fourth—6.4 M.P.H. Refer also to Pages 172 and 173 for special parts

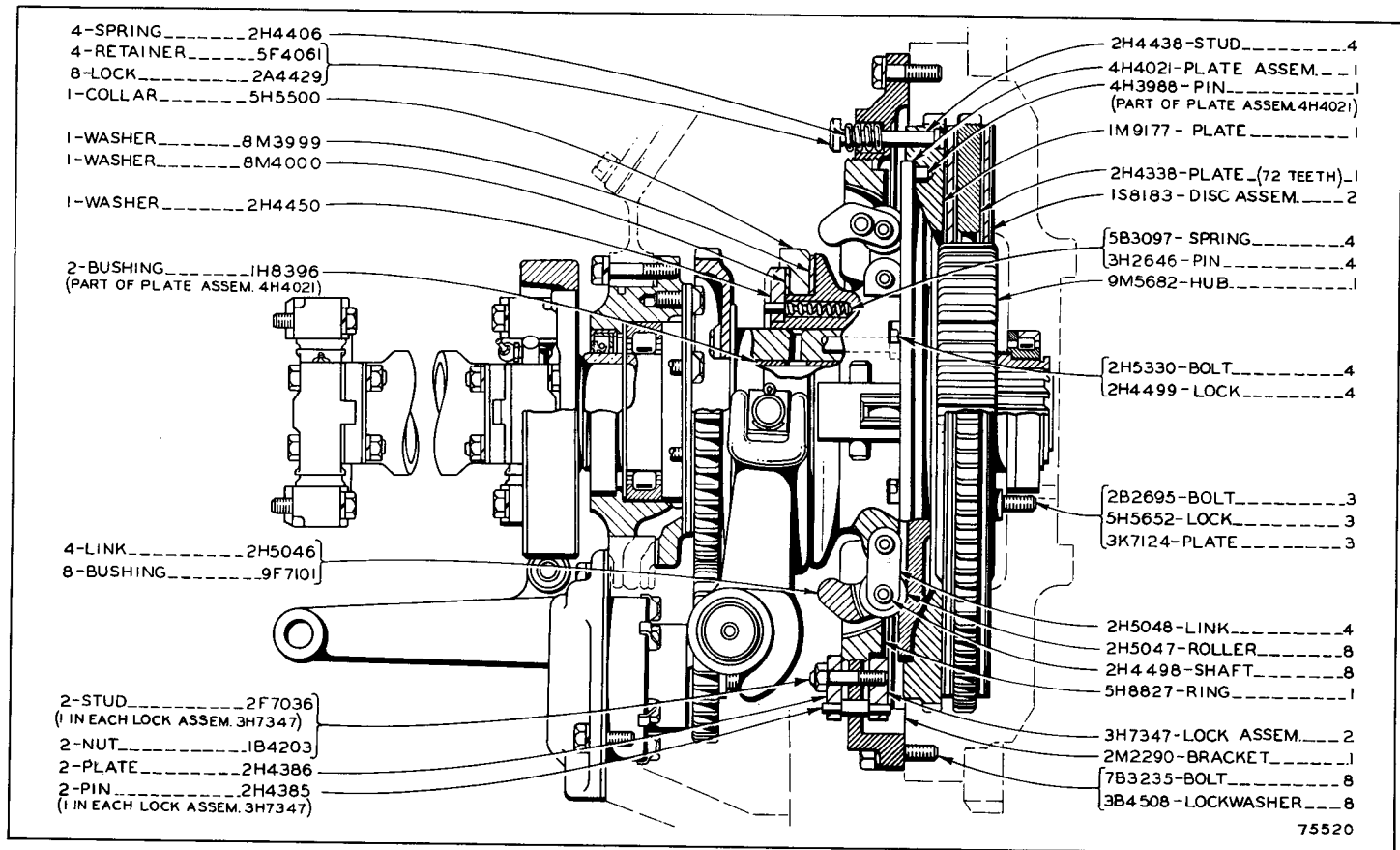
77763



2H2714 OIL PUMP GROUP
 Part of Flywheel Clutch shown on Page 72

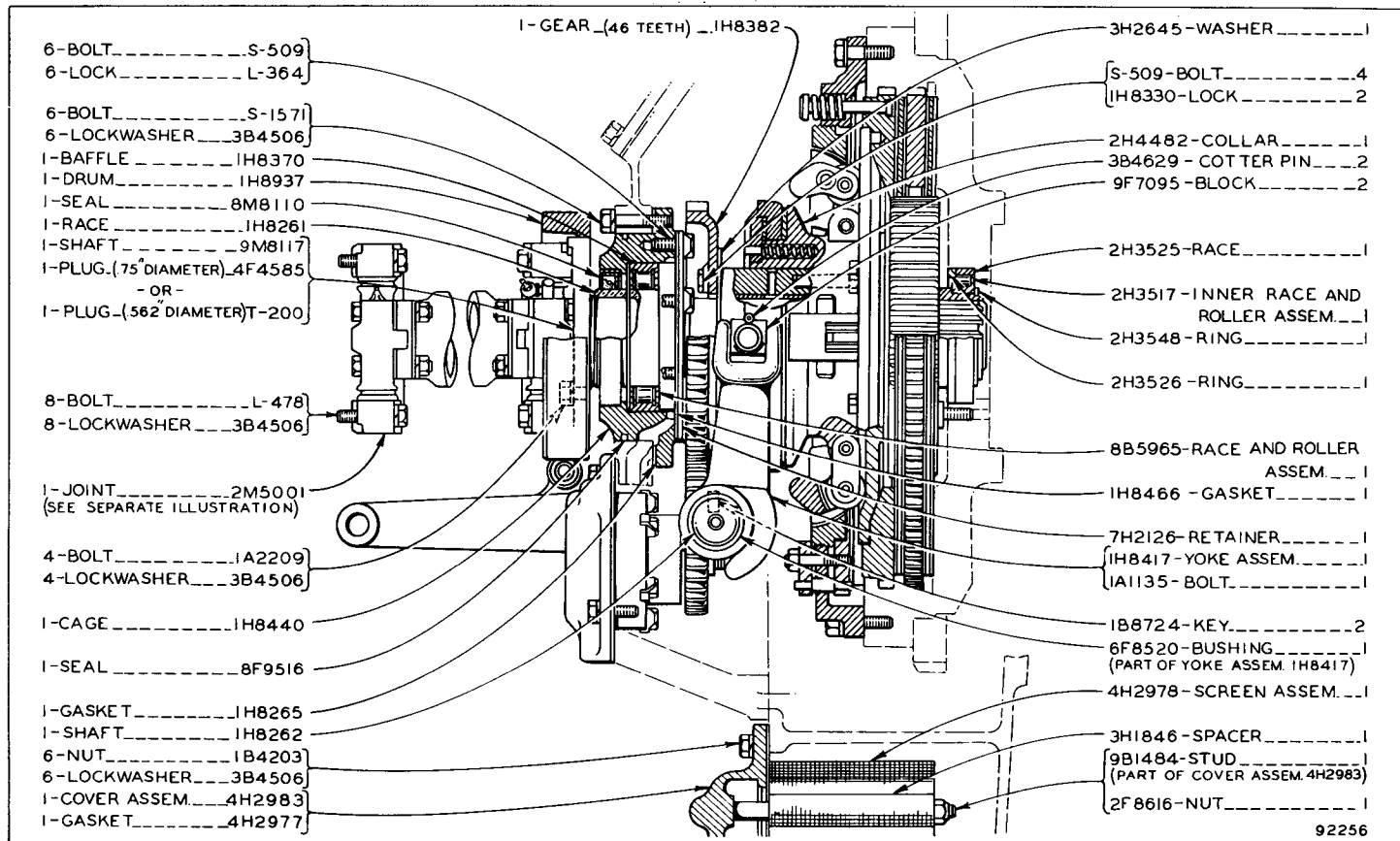


2M5001 UNIVERSAL JOINT ASSEMBLY
 Part of Flywheel Clutch shown on Page 73



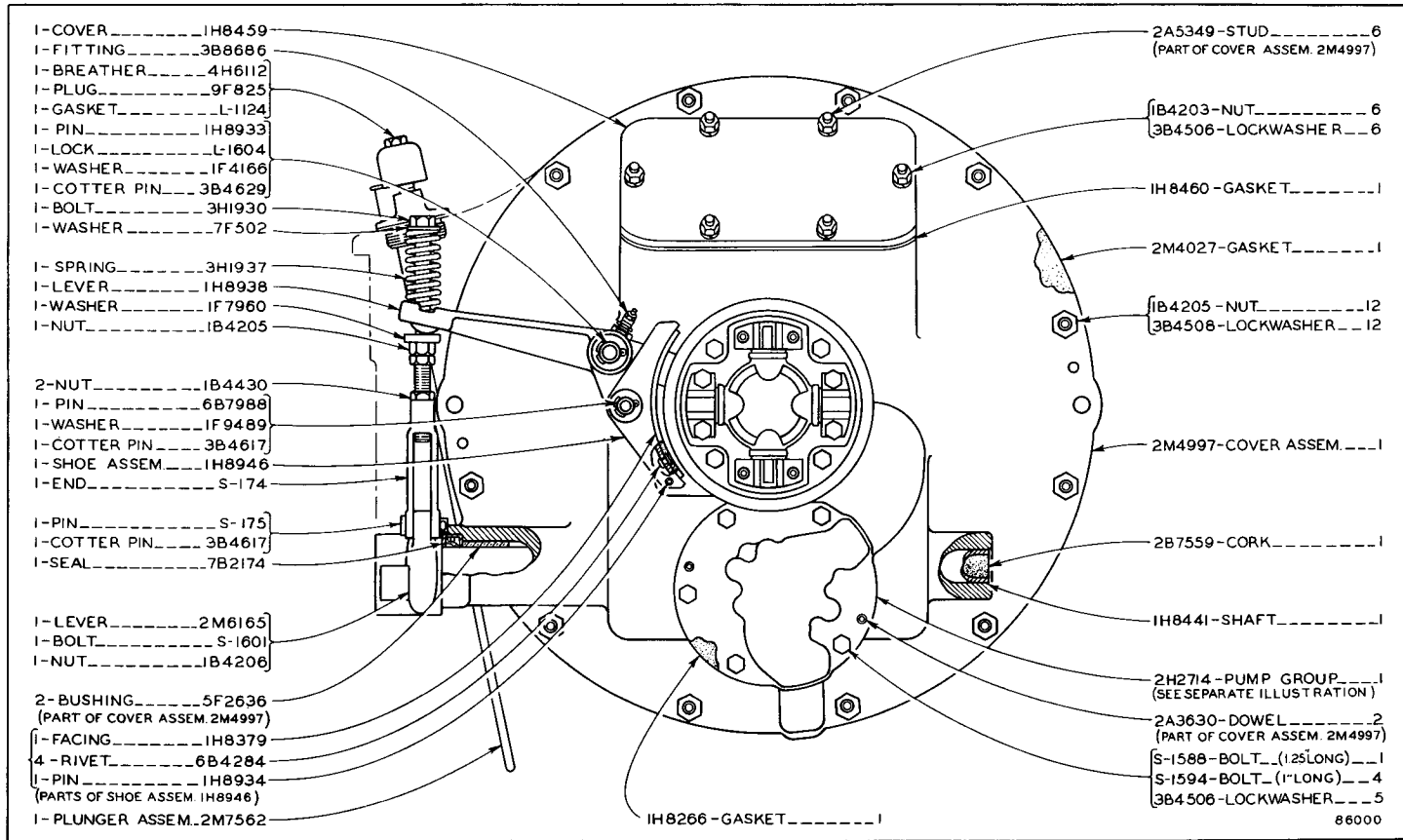
75520

FLYWHEEL CLUTCH—Part Three
 ADDITIONAL PARTS ARE SHOWN ON PAGES 72 AND 73

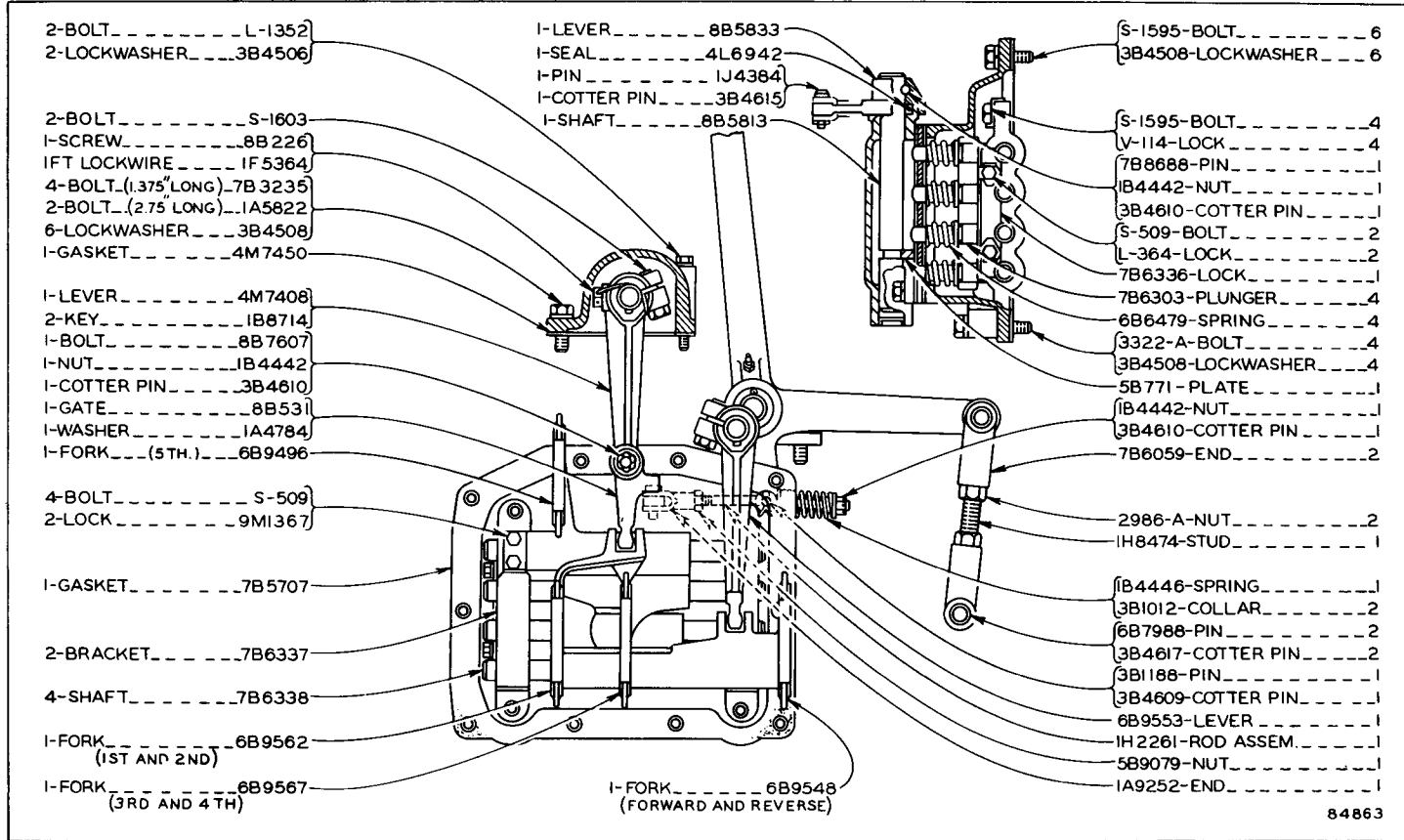


FLYWHEEL CLUTCH—Part Two

2M5001 Universal Joint Assembly parts are shown on Page 75
ADDITIONAL PARTS ARE SHOWN ON PAGES 72 AND 74

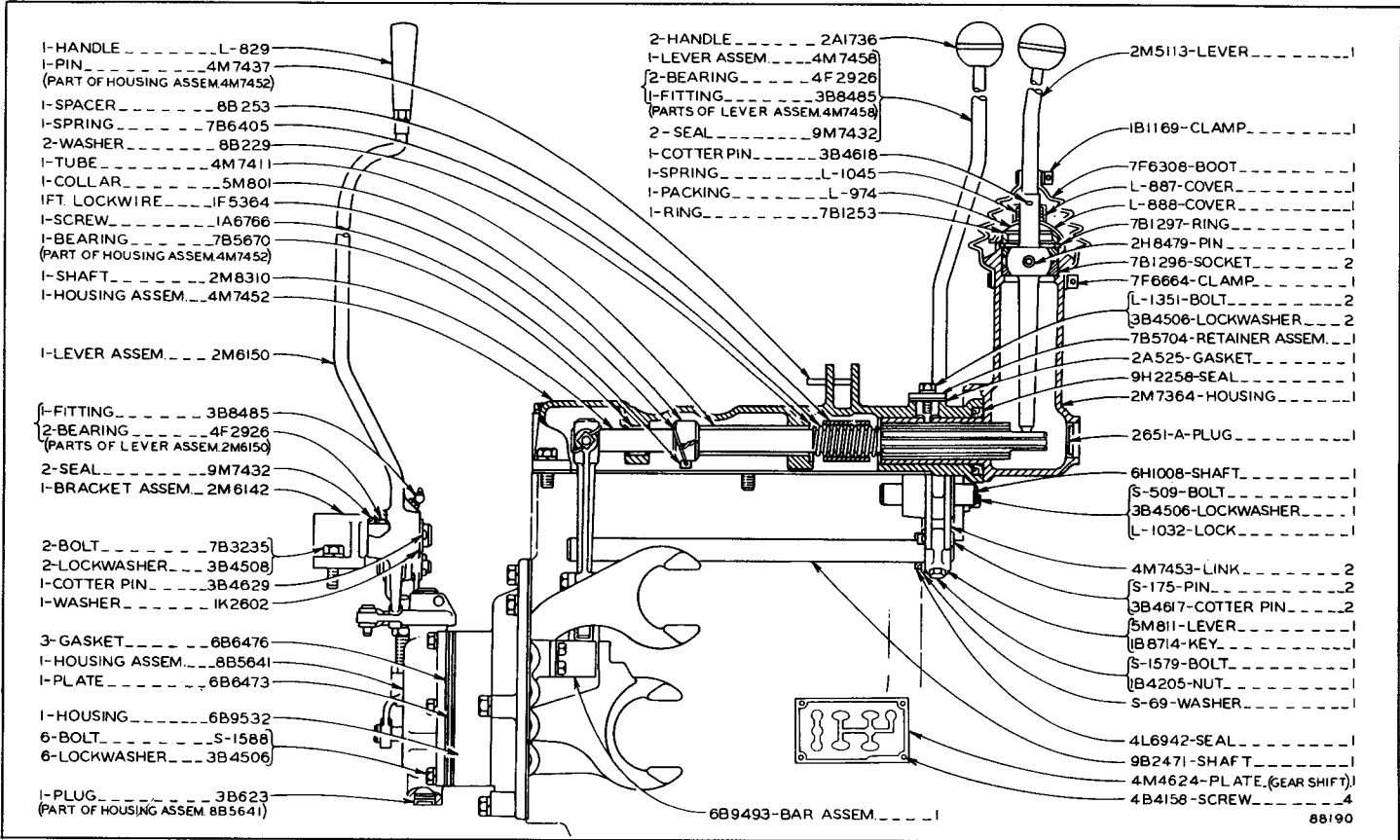


FLYWHEEL CLUTCH—Part One
 2H2714 Oil Pump Group parts are shown on Page 75
 ADDITIONAL PARTS ARE SHOWN ON PAGES 73 AND 74

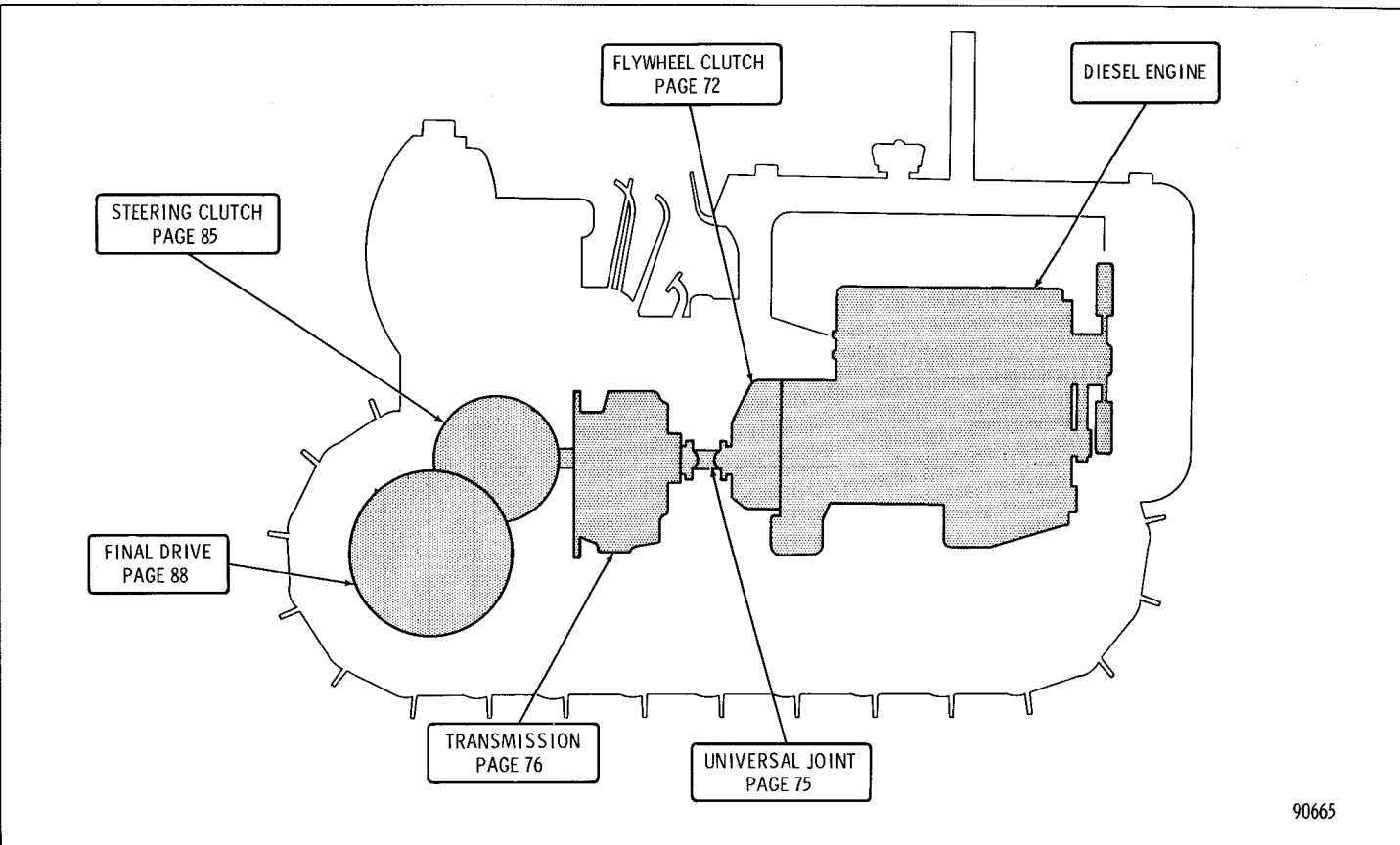


84863

GEAR SHIFT AND FLYWHEEL CLUTCH CONTROL—Part Two

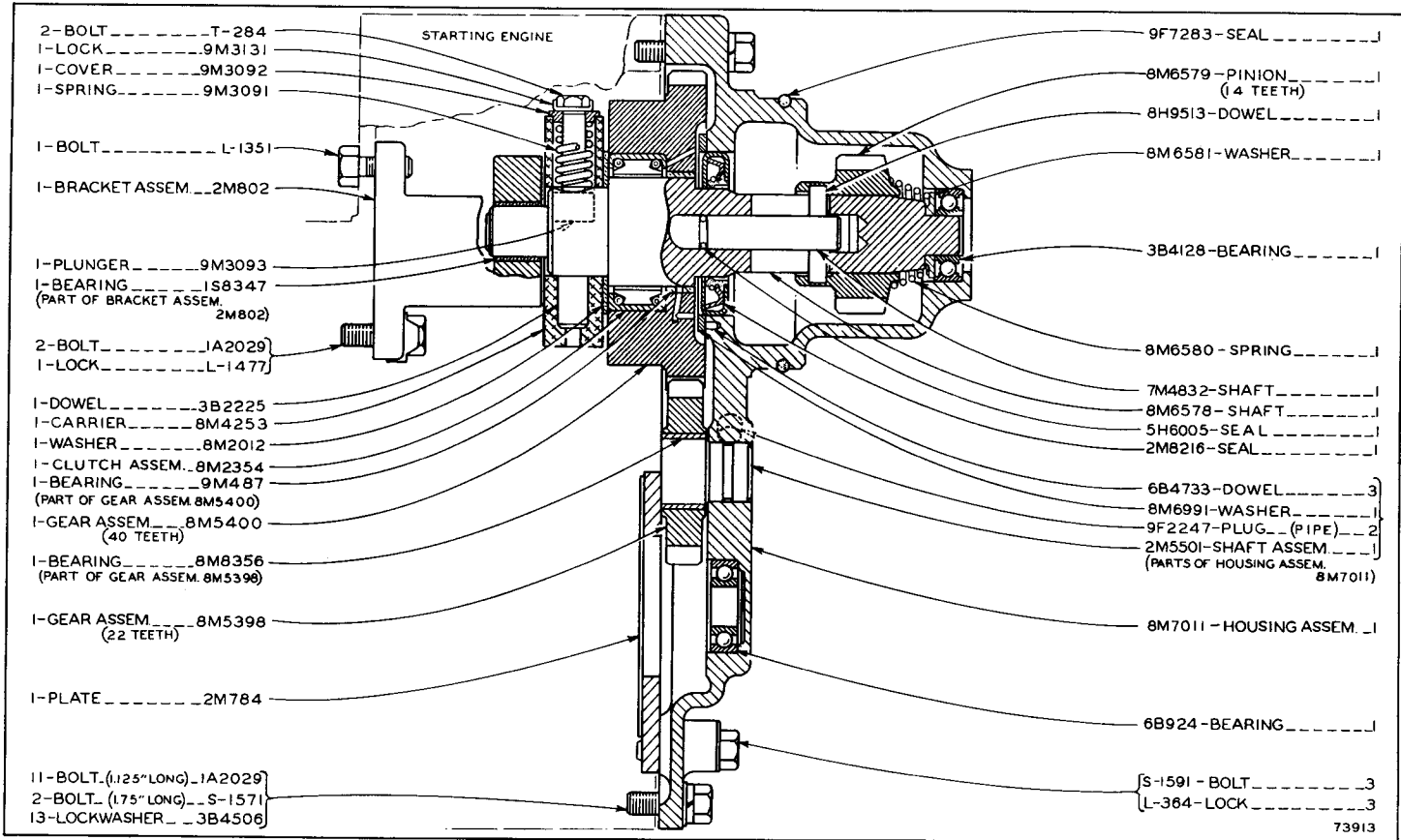


GEAR SHIFT AND FLYWHEEL CLUTCH CONTROL—Part One



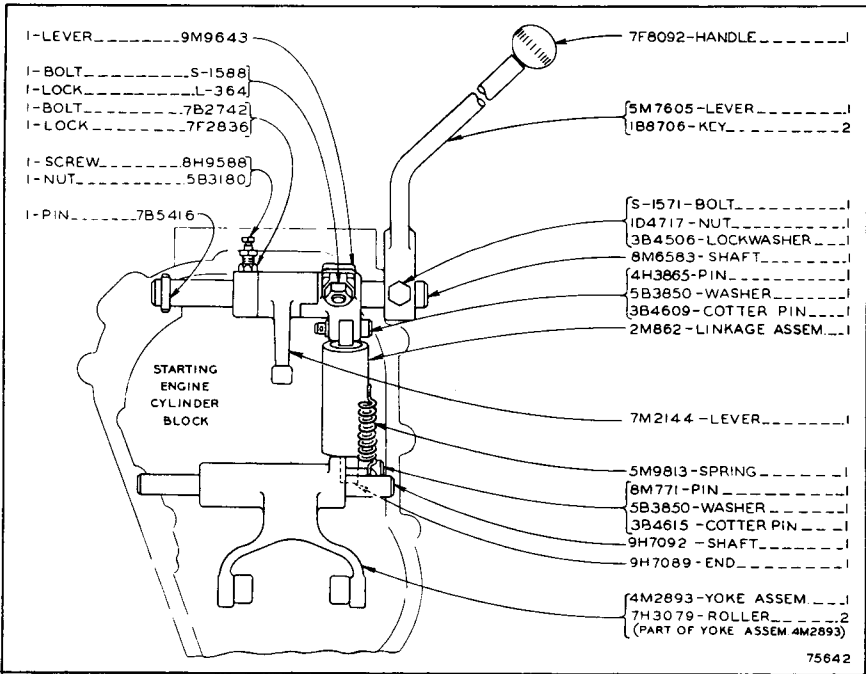
90665

POWER TRAIN ARRANGEMENT

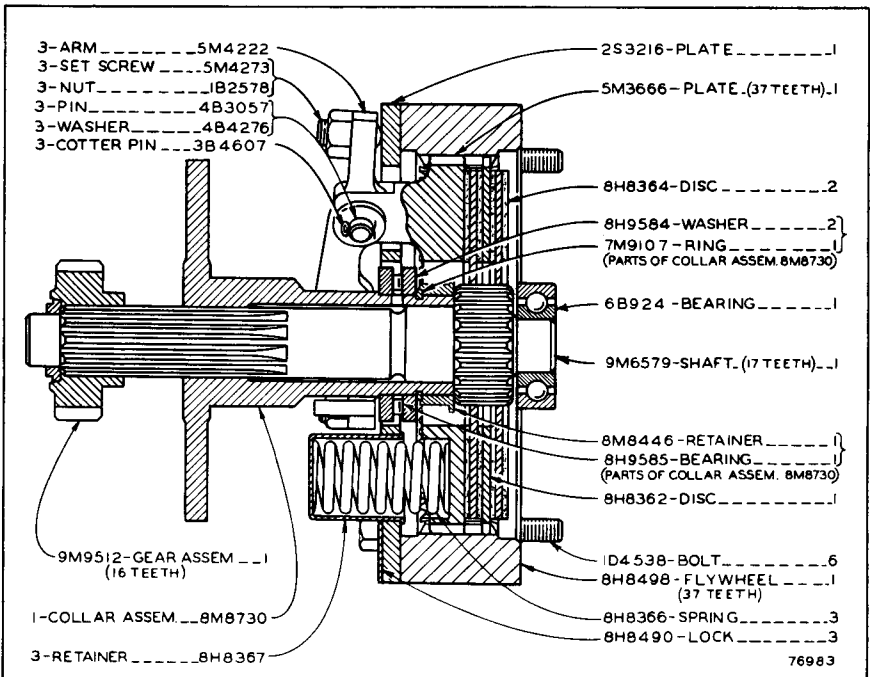


8M9351 STARTER PINION GROUP
Effective with Starting Engine Block No. E5803

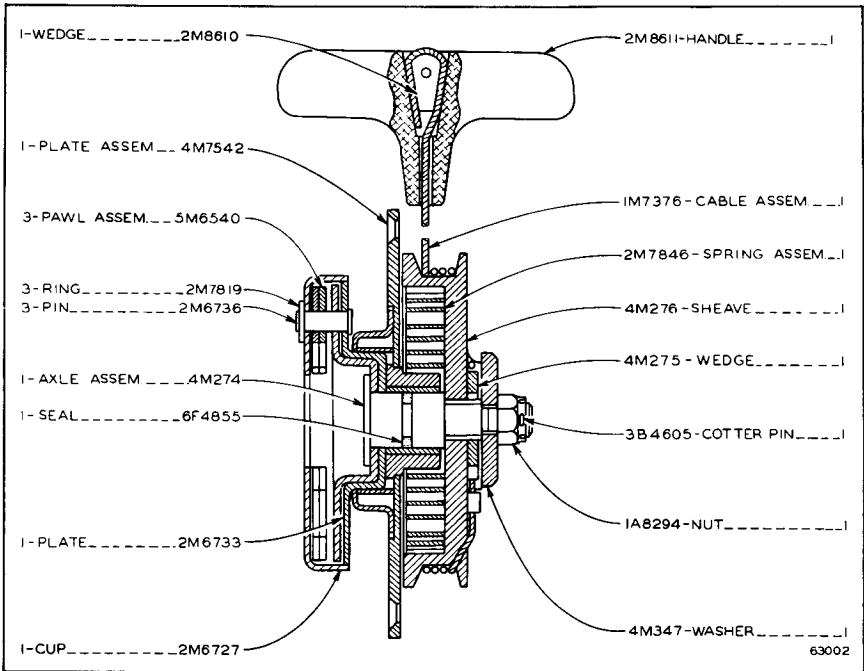
73913



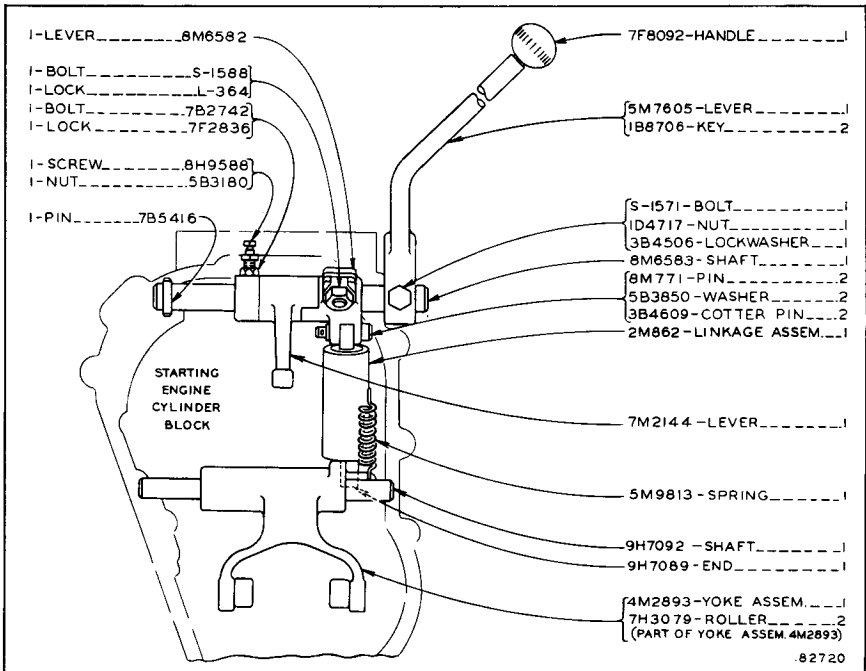
5M2878 CLUTCH, BRAKE AND STARTER PINION CONTROL GROUP
 Effective with Serial No. 44A7123—Up and Starting Engine Block No. E6866—Up



8M9337 CLUTCH AND BRAKE GROUP
 Effective with Starting Engine Block No. E5803



2M5169 RECOIL STARTER ASSEMBLY
Part of 9M9134 Recoil Starter Group

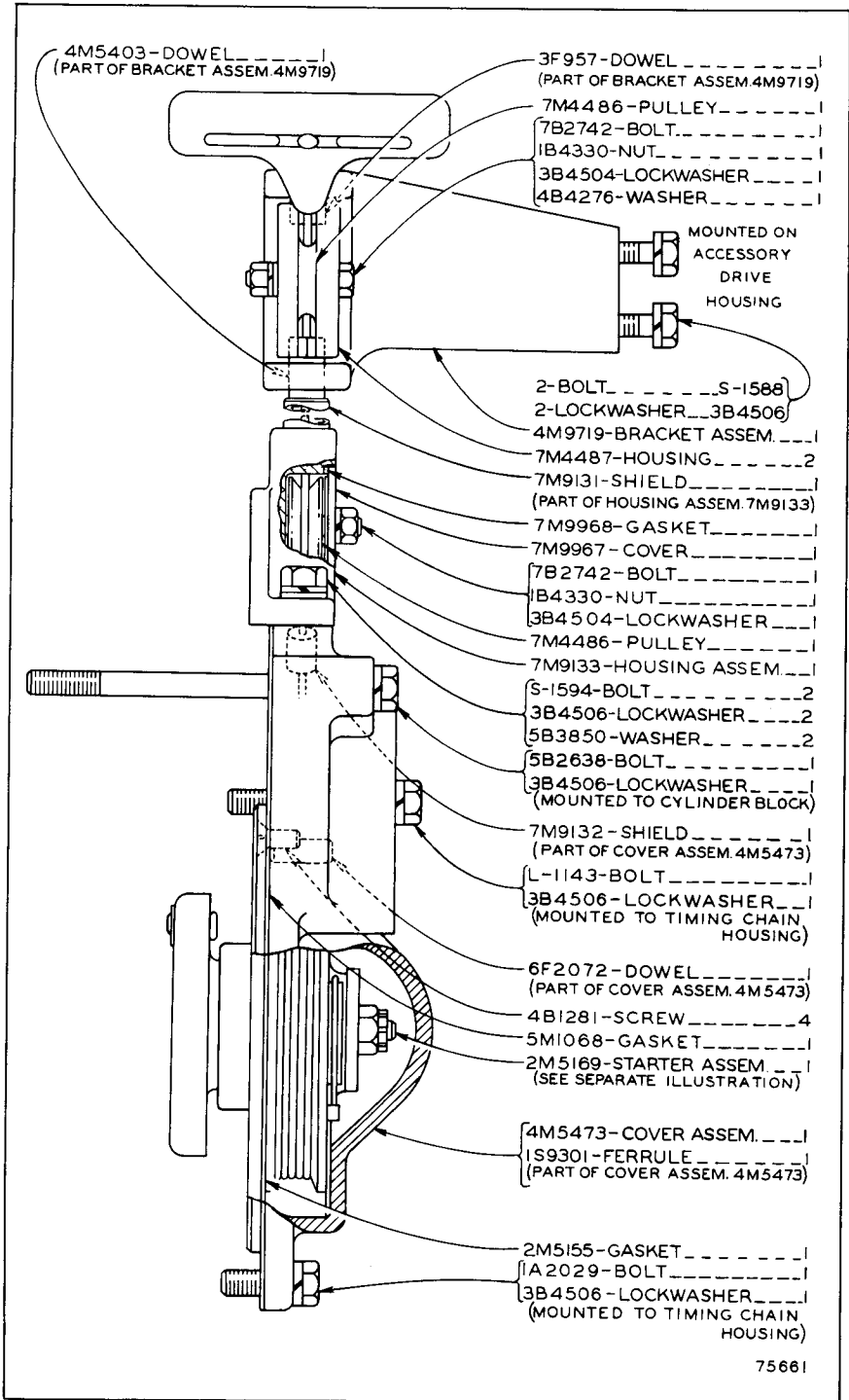


5M2878 CLUTCH, BRAKE AND STARTER PINION CONTROL GROUP

Serial No. 44A6857 to 44A7122 inclusive. Starting Engine Block No. E5803 to E6865 inclusive

ONLY "CATERPILLAR" PARTS GIVE "CATERPILLAR" PERFORMANCE

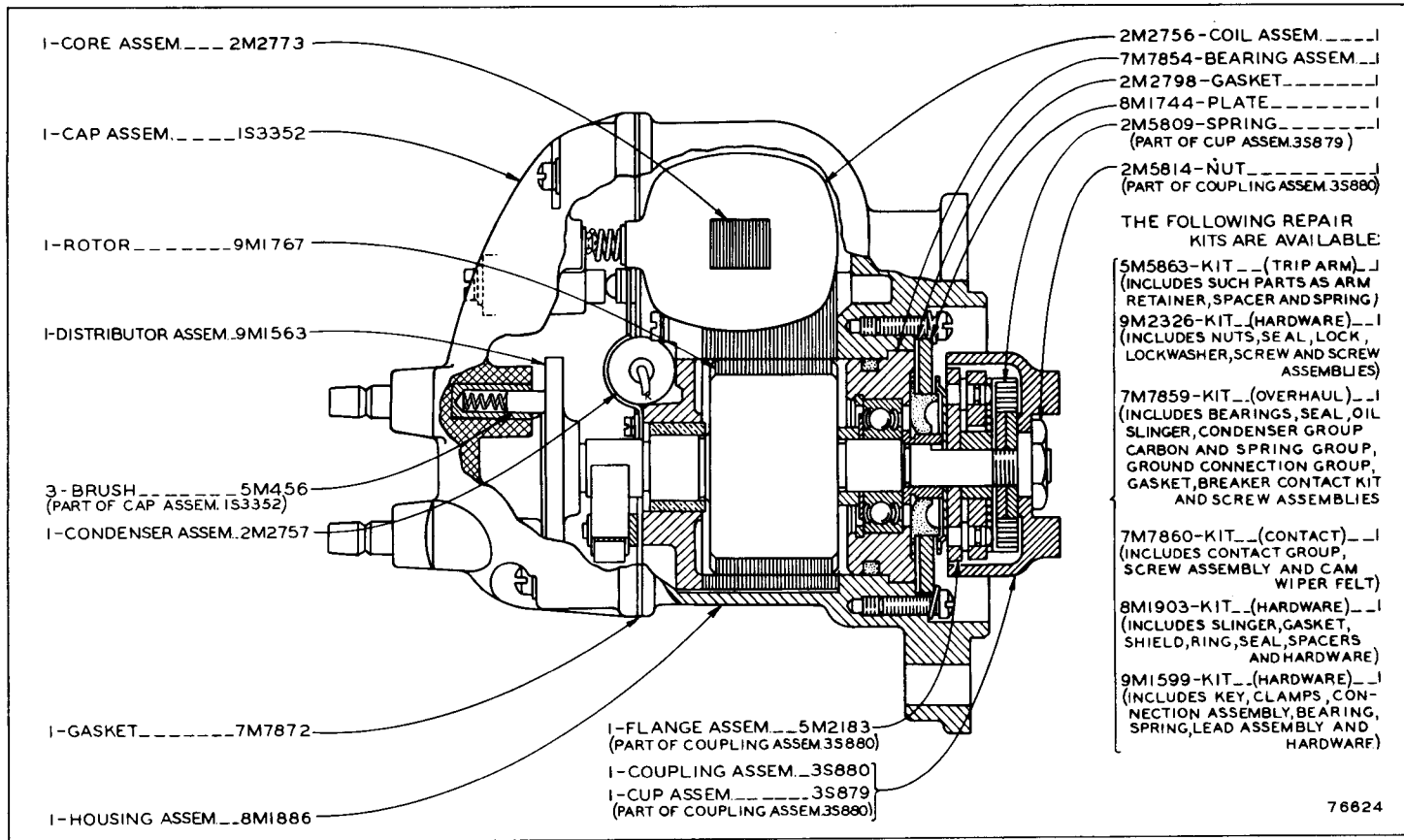
CATERPILLAR D6 TRACTOR



75661

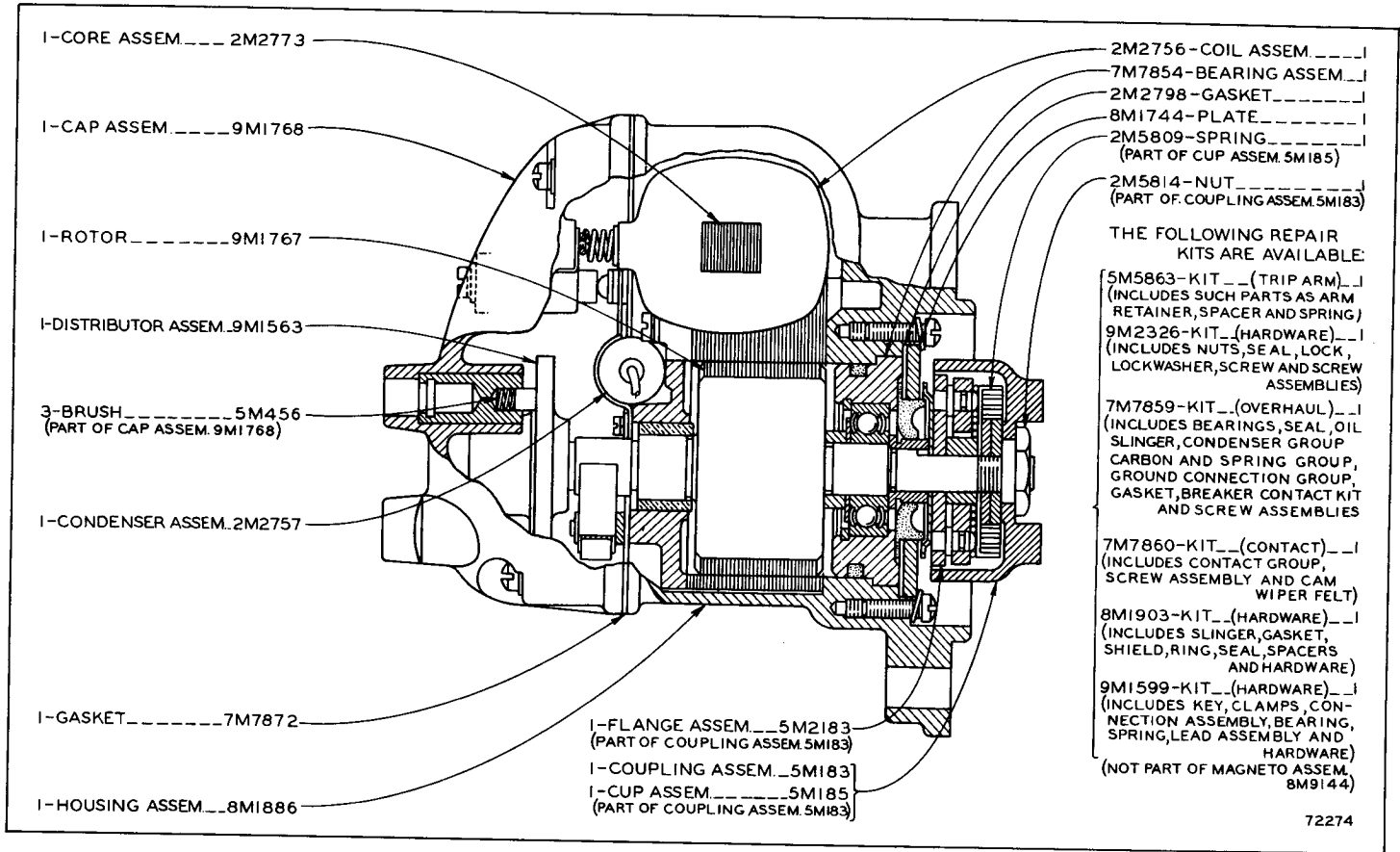
9M9134 RECOIL STARTER GROUP
Effective with Starting Engine Block No. E5803

ALWAYS GIVE SERIAL NUMBER WHEN ORDERING PARTS

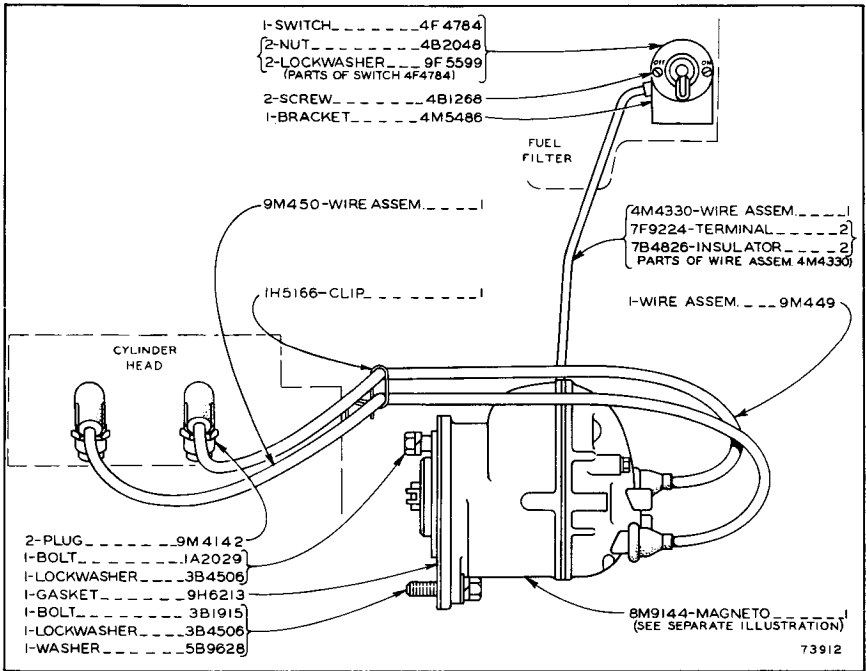


IS3349 MAGNETO ASSEMBLY

Part of 9H3663 Ignition System Group shown on Page 61

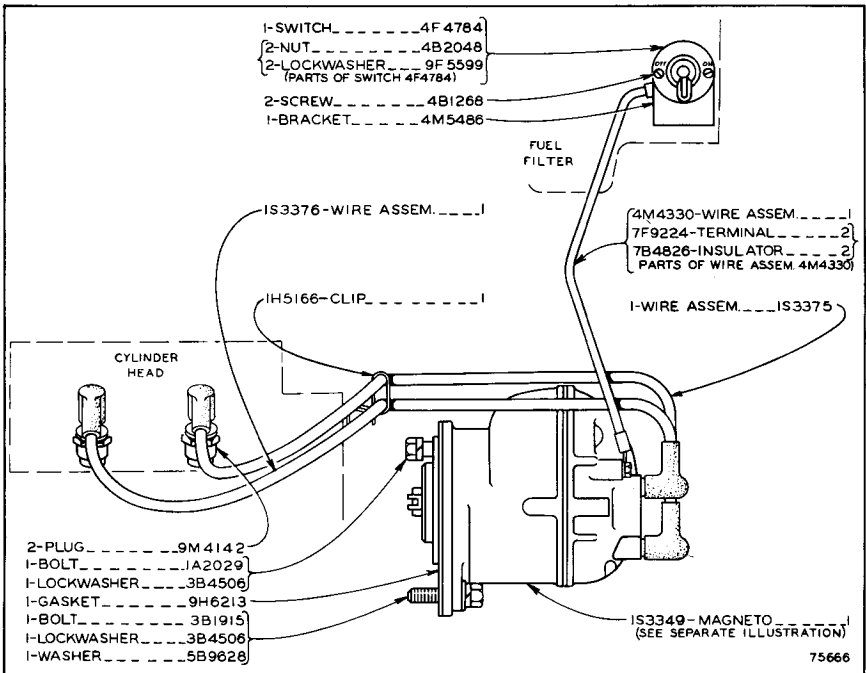


8M9144 MAGNETO ASSEMBLY
Part of 9H3663 Ignition System Group shown on Page 61



9H3663 IGNITION SYSTEM GROUP

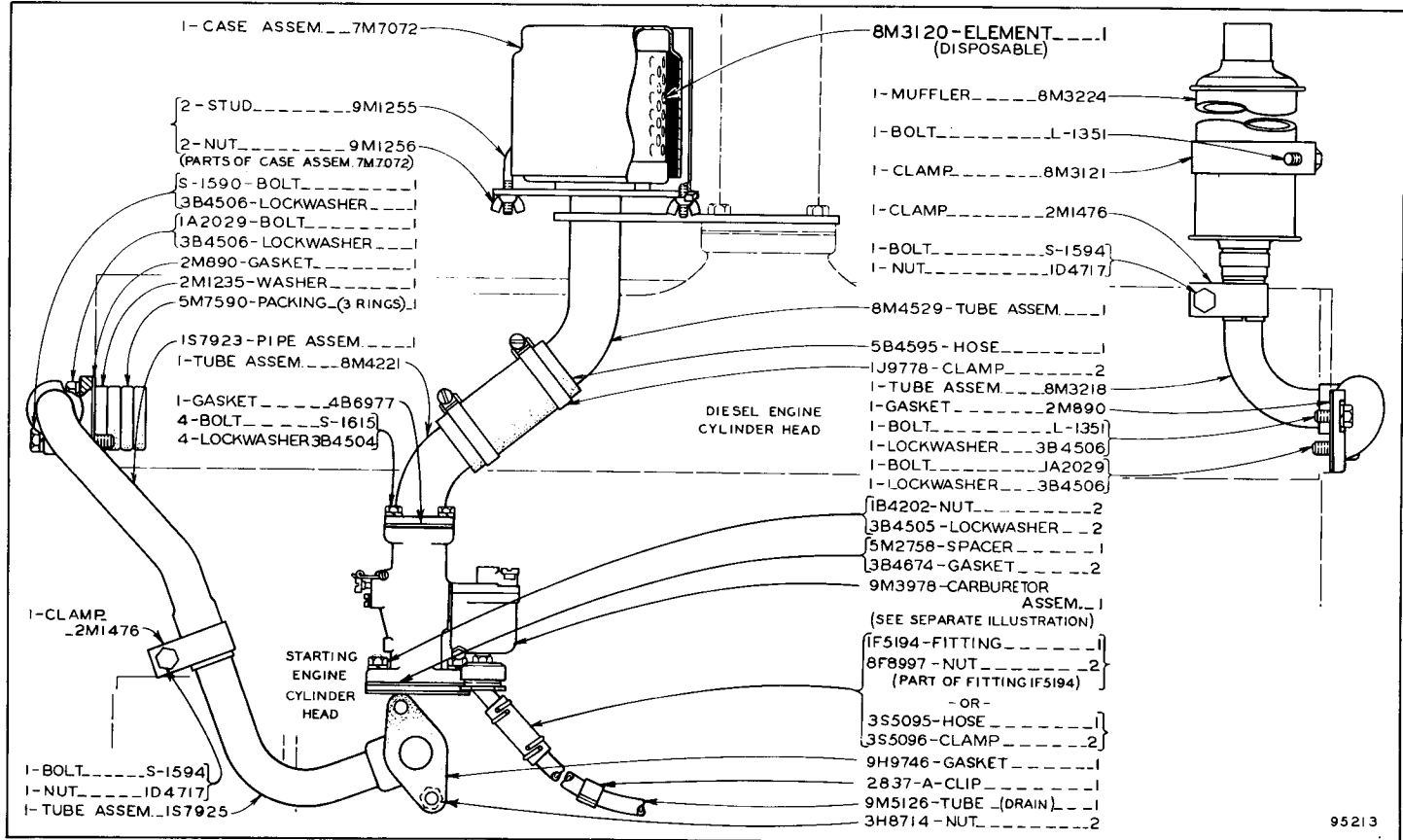
Serial No. 44A6857 to 44A8362 inclusive. Starting Engine Block No. E5803 to E8839 inclusive
 8M9144 Magneto Assembly parts are shown on Page 62



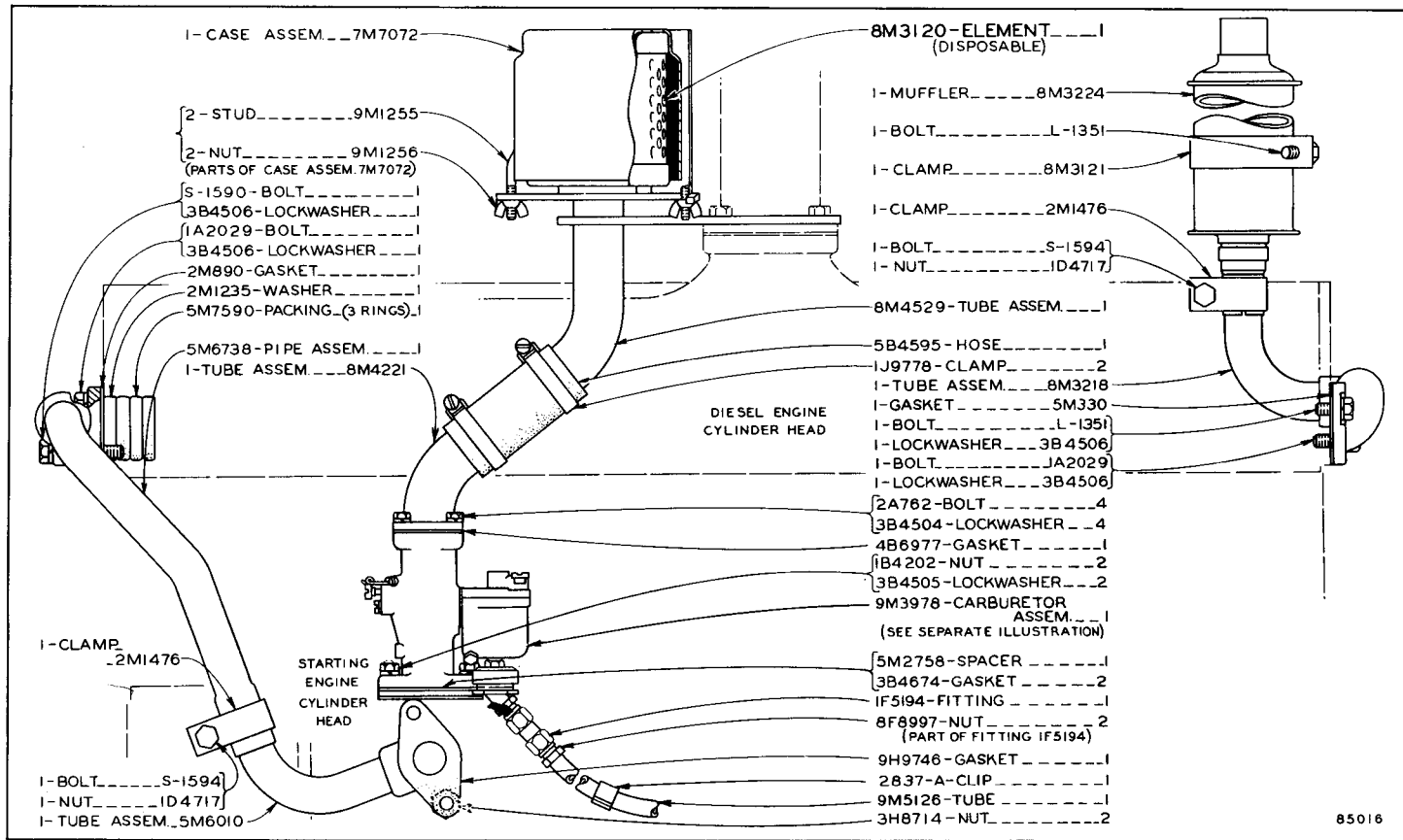
9H3663 IGNITION SYSTEM GROUP

Effective with Serial No. 44A8363—Up and Starting Engine Block No. E8840—Up
 IS3349 Magneto Assembly parts are shown on Page 63

ONLY "CATERPILLAR" PARTS GIVE "CATERPILLAR" PERFORMANCE

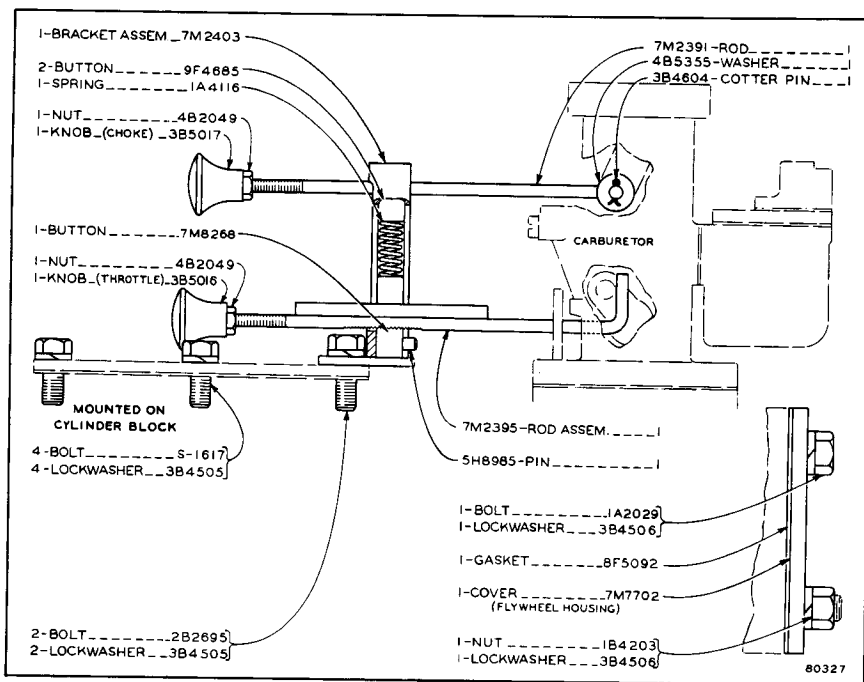


8M4456 MANIFOLD, CARBURETOR AND AIR CLEANER GROUP
 Effective with Serial No. 44A7967—Up and Starting Engine Block No. E8072—Up
 9M3978 Carburetor Assembly parts are shown on Page 58
 Refer also to Page 109 for special parts



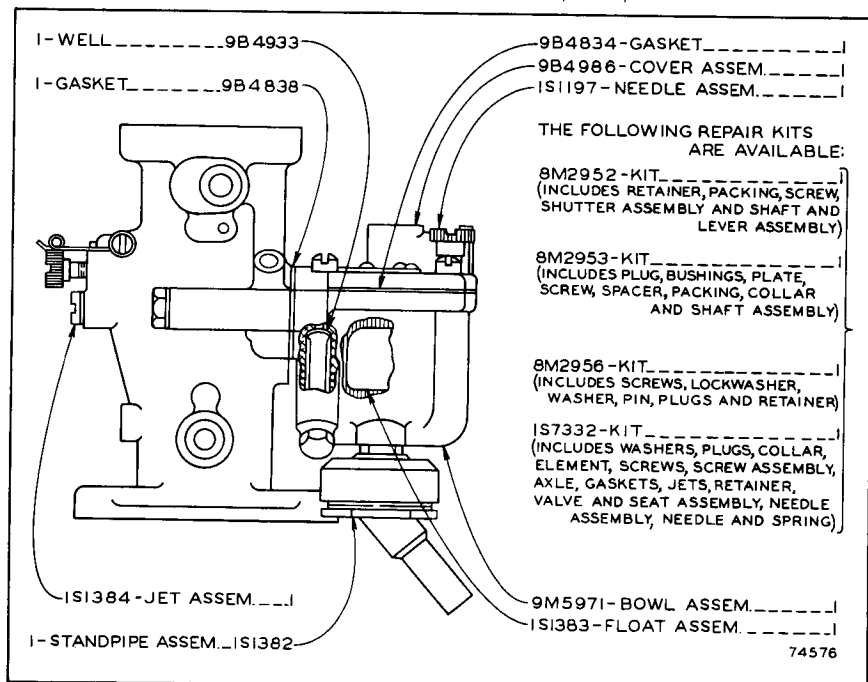
85016

8M4456 MANIFOLD, CARBURETOR AND AIR CLEANER GROUP
 Serial No. 44A6857 to 44A7966 inclusive. Starting Engine Block No. E5803 to E8071 inclusive
 Refer also to Page 109 for special parts

**8M1519 CHOKE AND THROTTLE CONTROL GROUP**

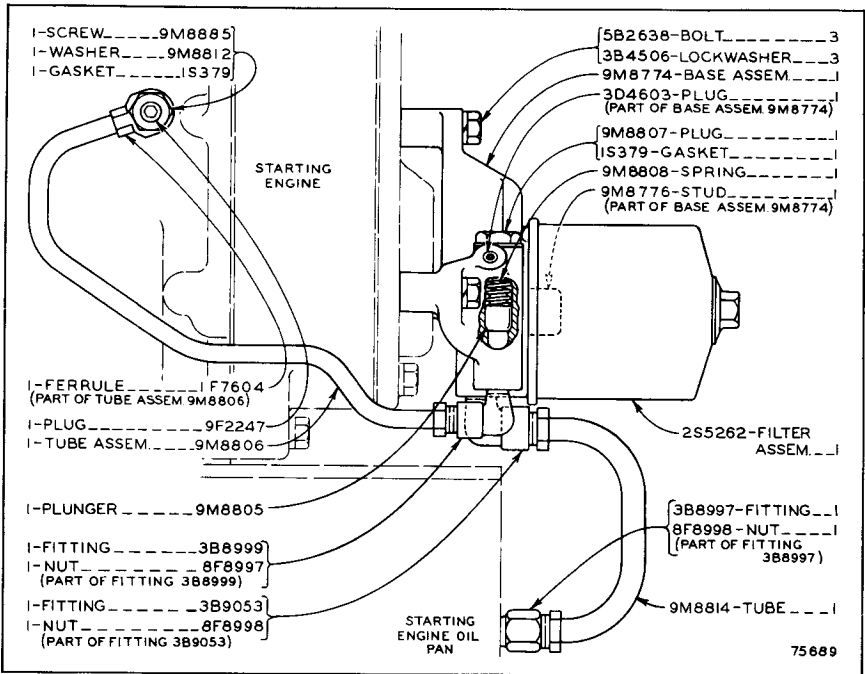
Effective with Starting Engine Block No. E5803

Refer also to Pages 146 and 165 for special parts

**9M3978 CARBURETOR ASSEMBLY**

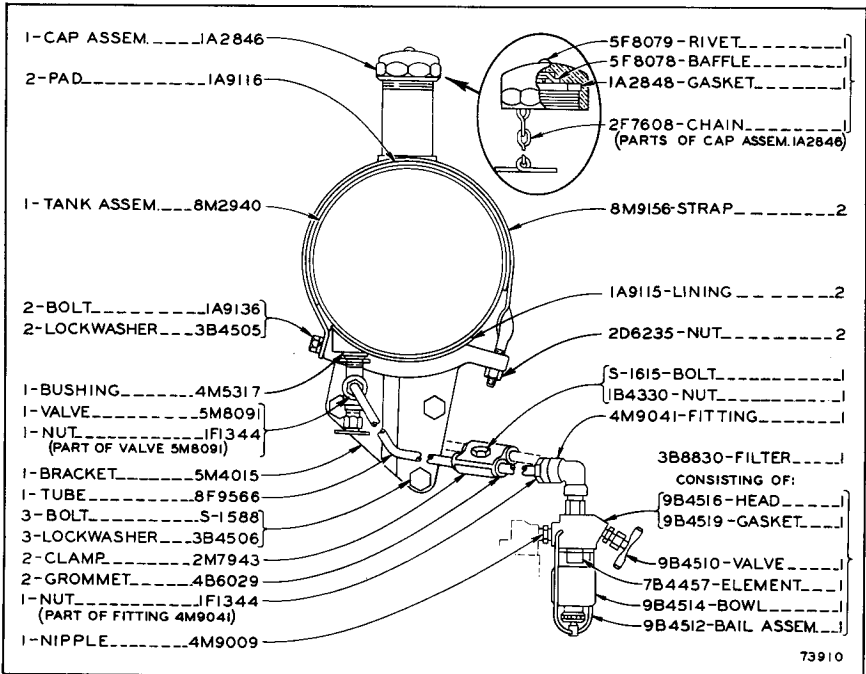
Part of 8M4456 Manifold. Carburetor and Air Cleaner Group shown on Pages 59 and 60

ALWAYS GIVE SERIAL NUMBER WHEN ORDERING PARTS



9M8802 OIL FILTER GROUP

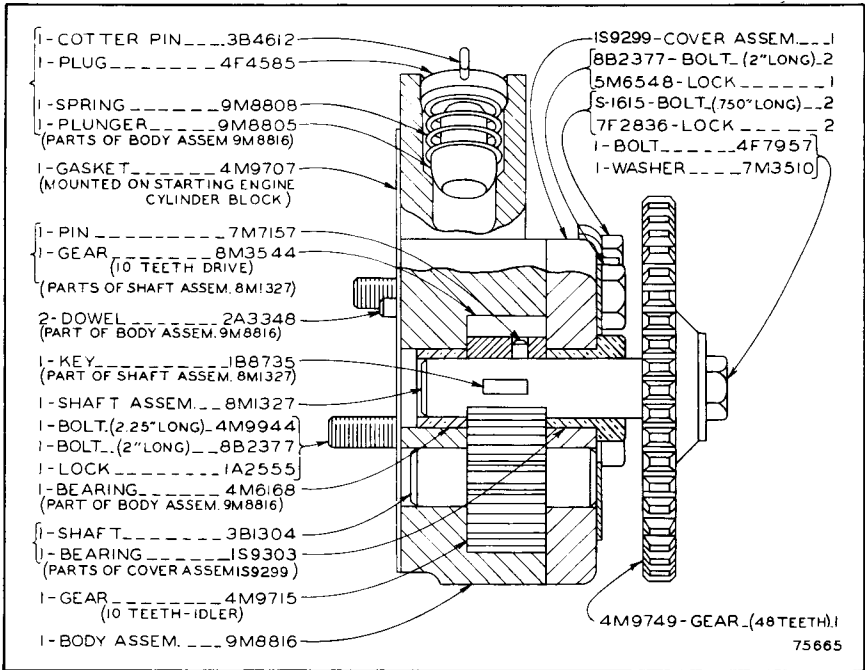
Effective with Starting Engine Block No. E5803



4M9090 FUEL SYSTEM GROUP

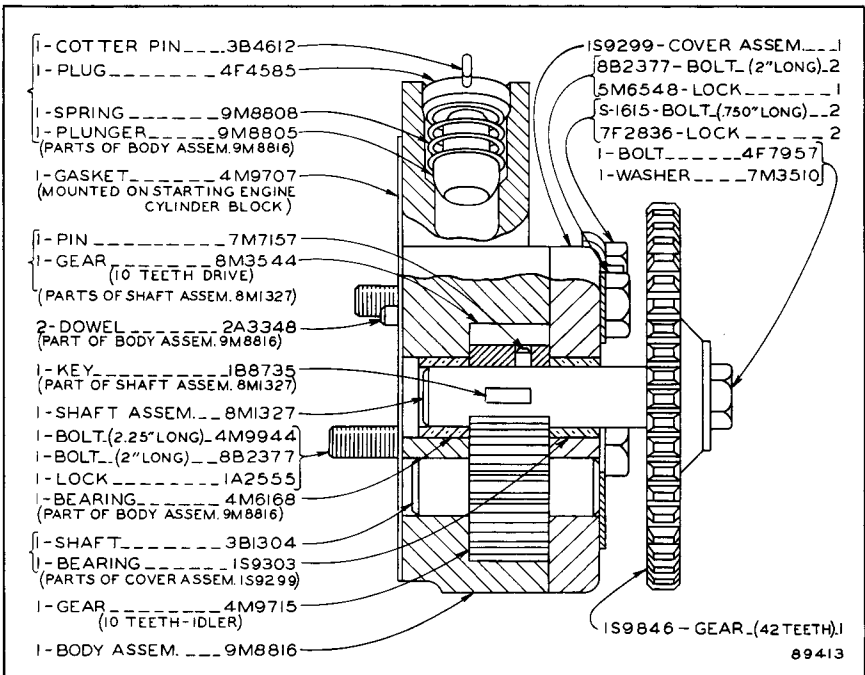
Effective with Starting Engine Block No. E5803
 Refer also to Pages 111 and 146 for special parts

ONLY "CATERPILLAR" PARTS GIVE "CATERPILLAR" PERFORMANCE



9M8803 OIL PUMP GROUP

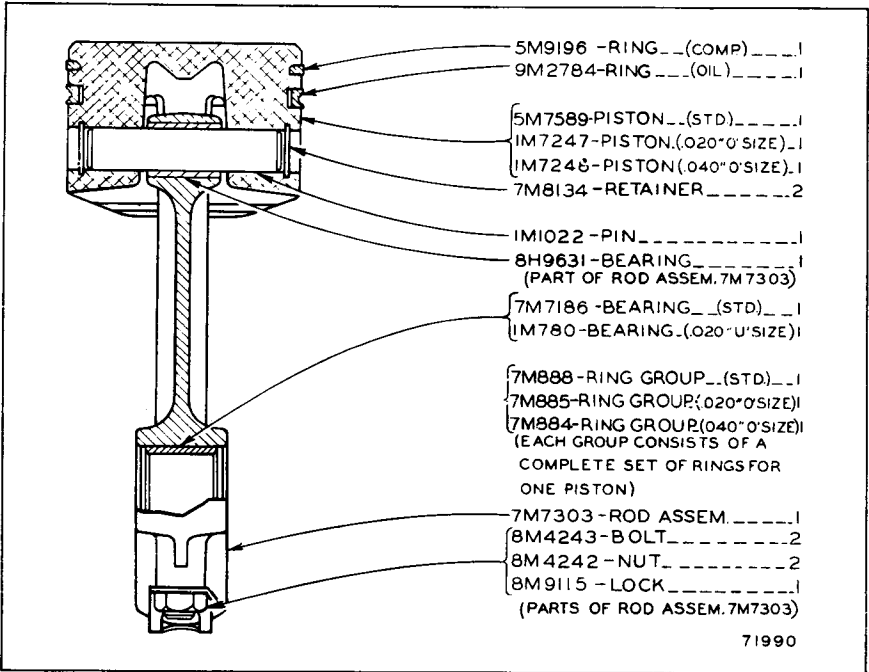
Serial No. 44A6857 to 44A8079, 44A8087 and 44A8088 inclusive
Starting Engine Block No. E5803 to E8350 inclusive



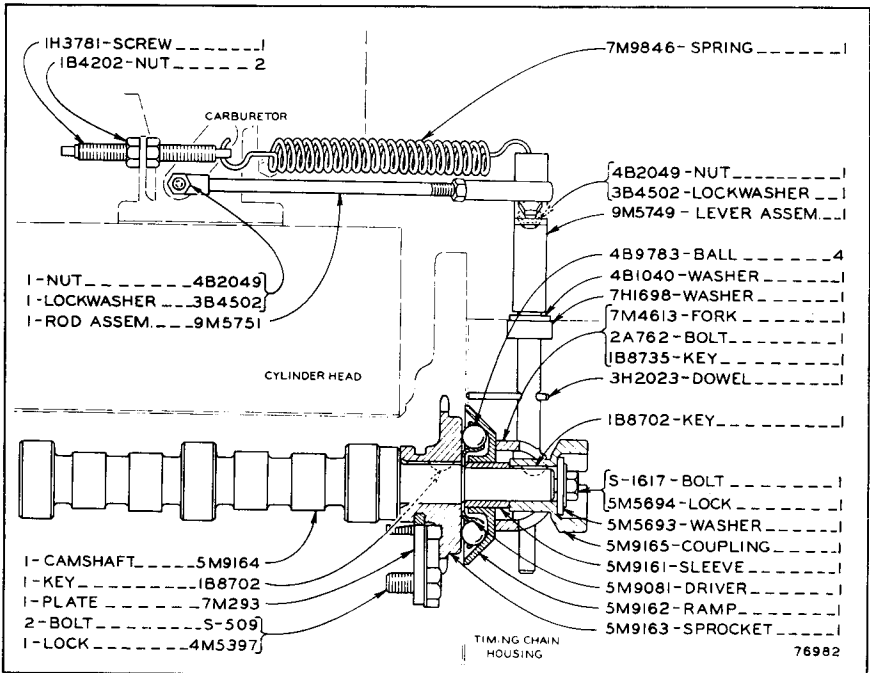
2S132 OIL PUMP GROUP

Serial No. 44A8080 to 44A8086 and 44A8089—Up and Starting Engine Block No. E8351—Up

ALWAYS GIVE SERIAL NUMBER WHEN ORDERING PARTS

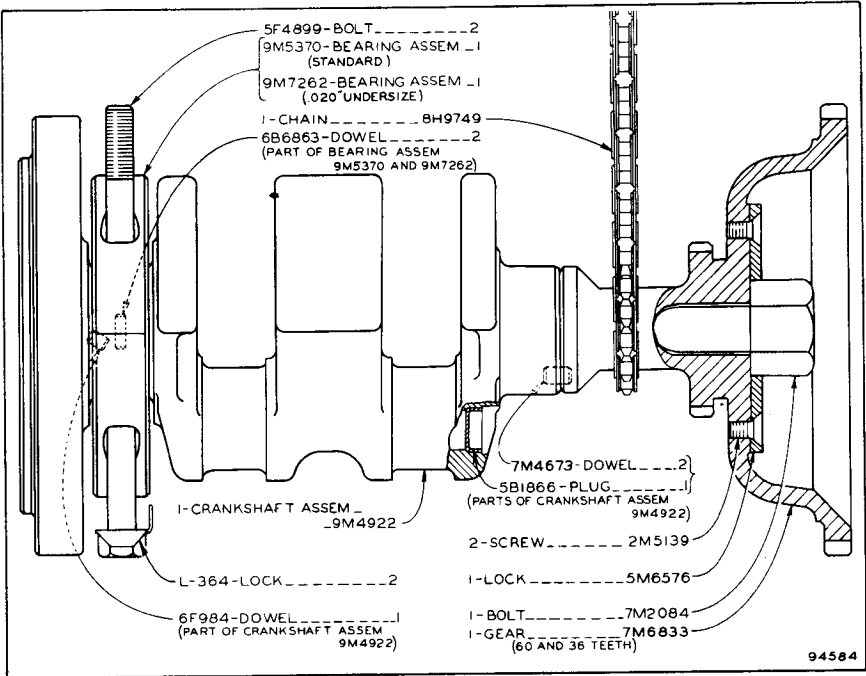


9H3659 CONNECTING ROD AND PISTON GROUP—2 Groups Required
 Effective with Starting Engine Block No. E5803—Up



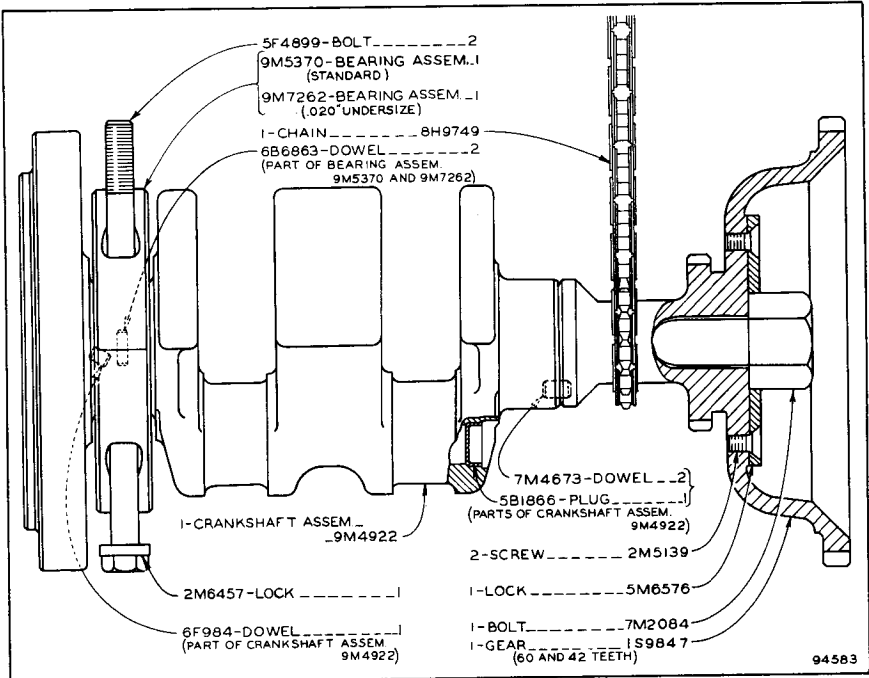
CAMSHAFT AND GOVERNOR
 Effective with Starting Engine Block No. E5803—Up

ONLY "CATERPILLAR" PARTS GIVE "CATERPILLAR" PERFORMANCE



CRANKSHAFT

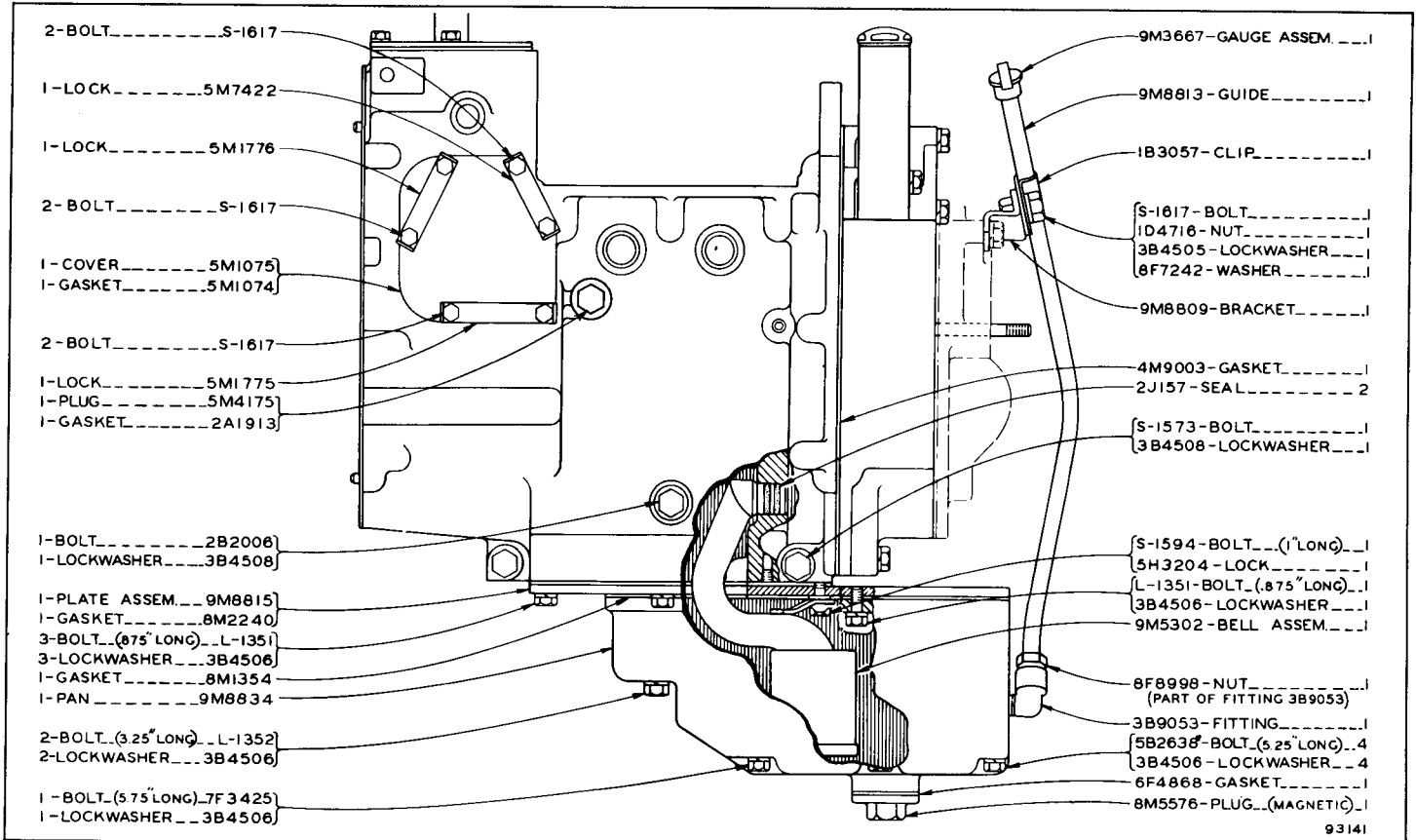
Serial No. 44A6857 to 44A8079, 44A8087 and 44A8088 inclusive
Starting Engine Block No. E5803 to E8350 inclusive



CRANKSHAFT

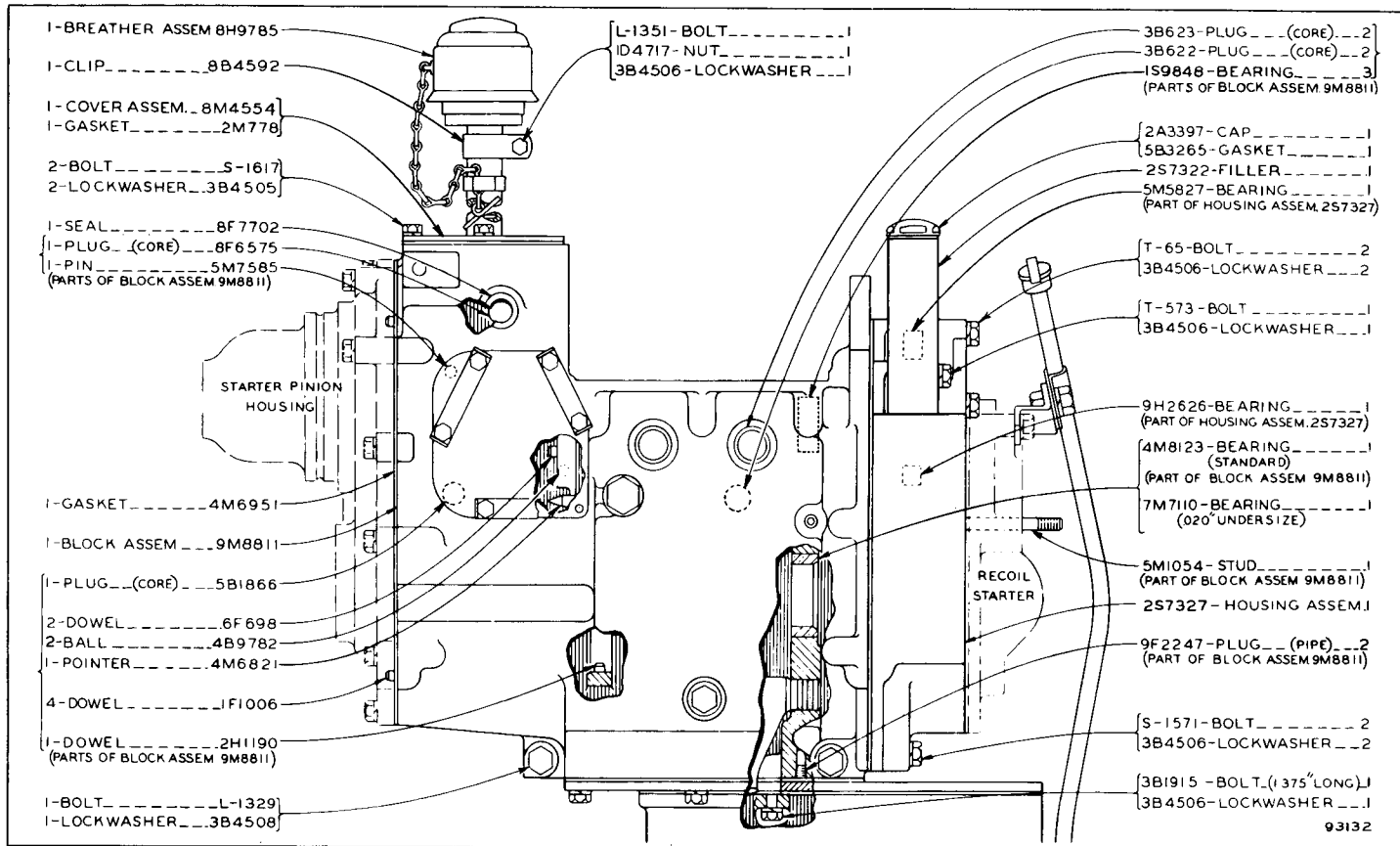
Serial No. 44A8080 to 44A8086 and 44A8089—Up and Starting Engine Block No. E8351—Up

ALWAYS GIVE SERIAL NUMBER WHEN ORDERING PARTS



CYLINDER BLOCK AND COVERS—Part Two—Second Type
Effective with Starting Engine Block No. E5803

ALWAYS GIVE SERIAL NUMBER WHEN ORDERING PARTS



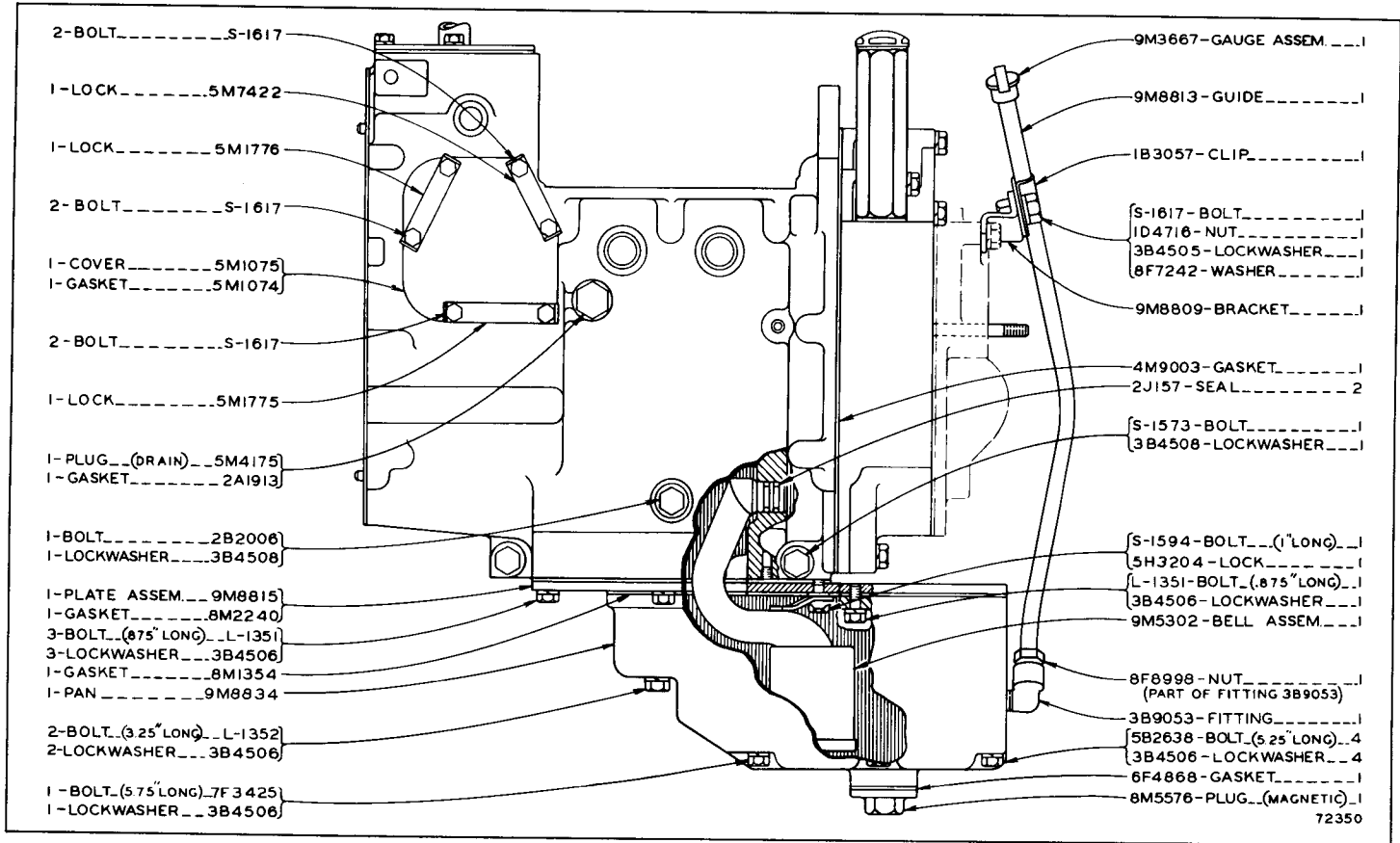
- 1-BREATHER ASSEM 8H9785
- 1-CLIP _____ 8B4592
- 1-COVER ASSEM. 8M4554
- 1-GASKET _____ 2M778
- 2-BOLT _____ S-1617
- 2-LOCKWASHER 3B4506
- 1-SEAL _____ 8F7702
- 1-PLUG (CORE) _____ 8F6575
- 1-PIN _____ 5M7585
(PARTS OF BLOCK ASSEM 9M8811)
- 1-GASKET _____ 4M6951
- 1-BLOCK ASSEM _____ 9M8811
- 1-PLUG (CORE) _____ 5B1866
- 2-DOWEL _____ 6F698
- 2-BALL _____ 4B9782
- 1-POINTER _____ 4M6821
- 4-DOWEL _____ 1F1006
- 1-DOWEL _____ 2H1190
(PARTS OF BLOCK ASSEM 9M8811)
- 1-BOLT _____ L-1329
- 1-LOCKWASHER _____ 3B4506

- 1-L-1351-BOLT _____ 1
- 1-D4717-NUT _____ 1
- 3B4506-LOCKWASHER _____ 1

- 3B623-PLUG (CORE) _____ 2
- 3B622-PLUG (CORE) _____ 2
- 1S9848-BEARING _____ 3
(PARTS OF BLOCK ASSEM 9M8811)
- 2A3397-CAP _____ 1
- 5B3265-GASKET _____ 1
- 2S7322-FILLER _____ 1
- 5M5827-BEARING _____ 1
(PART OF HOUSING ASSEM, 2S7327)
- T-65-BOLT _____ 2
- 3B4506-LOCKWASHER _____ 2
- T-573-BOLT _____ 1
- 3B4506-LOCKWASHER _____ 1
- 9H2626-BEARING _____ 1
(PART OF HOUSING ASSEM, 2S7327)
- 4M8123-BEARING (STANDARD) _____ 1
(PART OF BLOCK ASSEM 9M8811)
- 7M7110-BEARING _____ 1
(.020" UNDERSIZE)
- 5M1054-STUD _____ 1
(PART OF BLOCK ASSEM 9M8811)
- 2S7327-HOUSING ASSEM. 1
- 9F2247-PLUG (PIPE) _____ 2
(PART OF BLOCK ASSEM 9M8811)
- S-1571-BOLT _____ 2
- 3B4506-LOCKWASHER _____ 2
- 3B1915-BOLT (.1375" LONG) _____ 1
- 3B4506-LOCKWASHER _____ 1

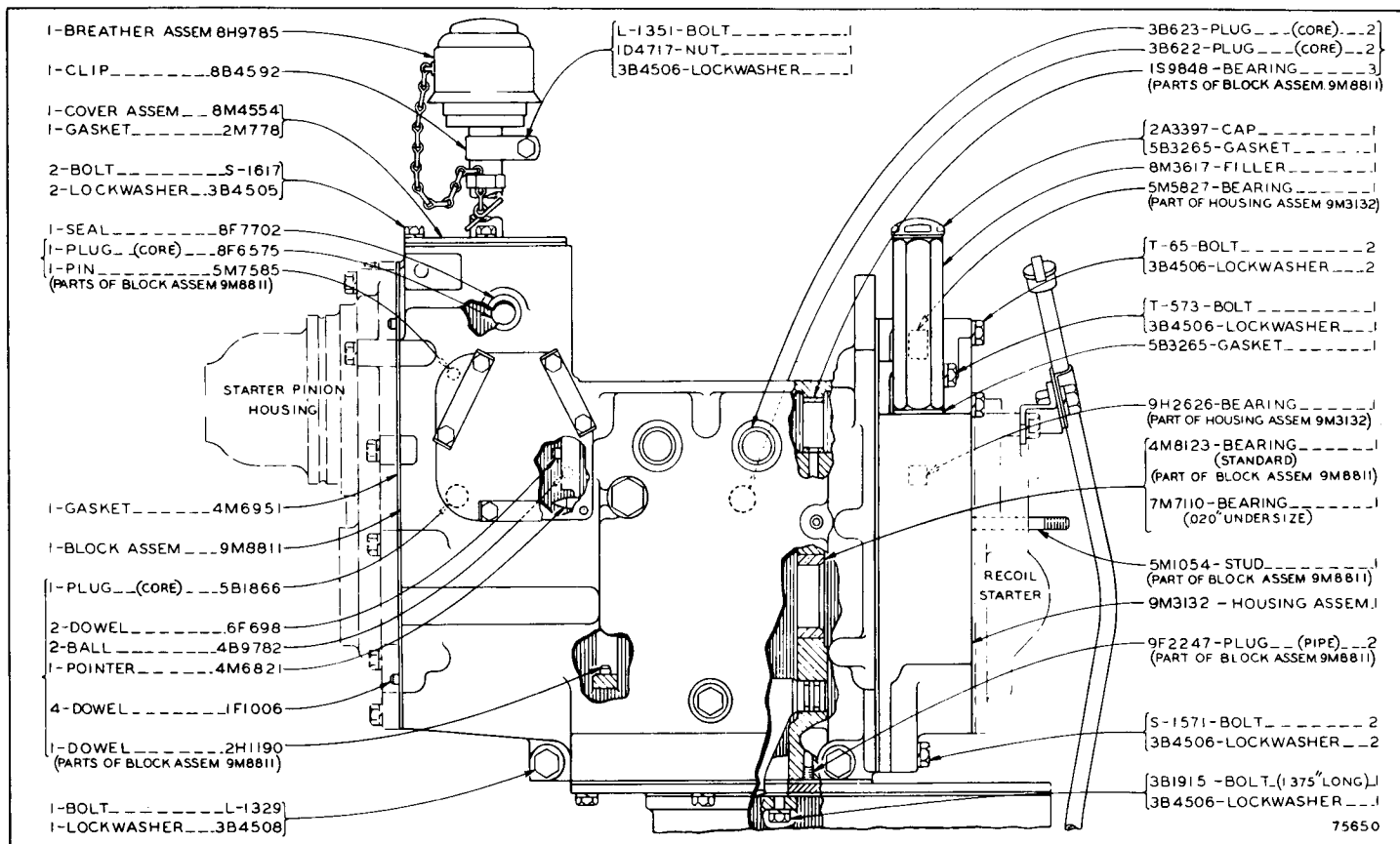
CYLINDER BLOCK AND COVERS—Part One—Second Type
 Effective with Starting Engine Block No. E5803
 See Page 27 for Gasket Kits

93132



72350

CYLINDER BLOCK AND COVERS—Part Two—First Type
Effective with Starting Engine Block No. E5803

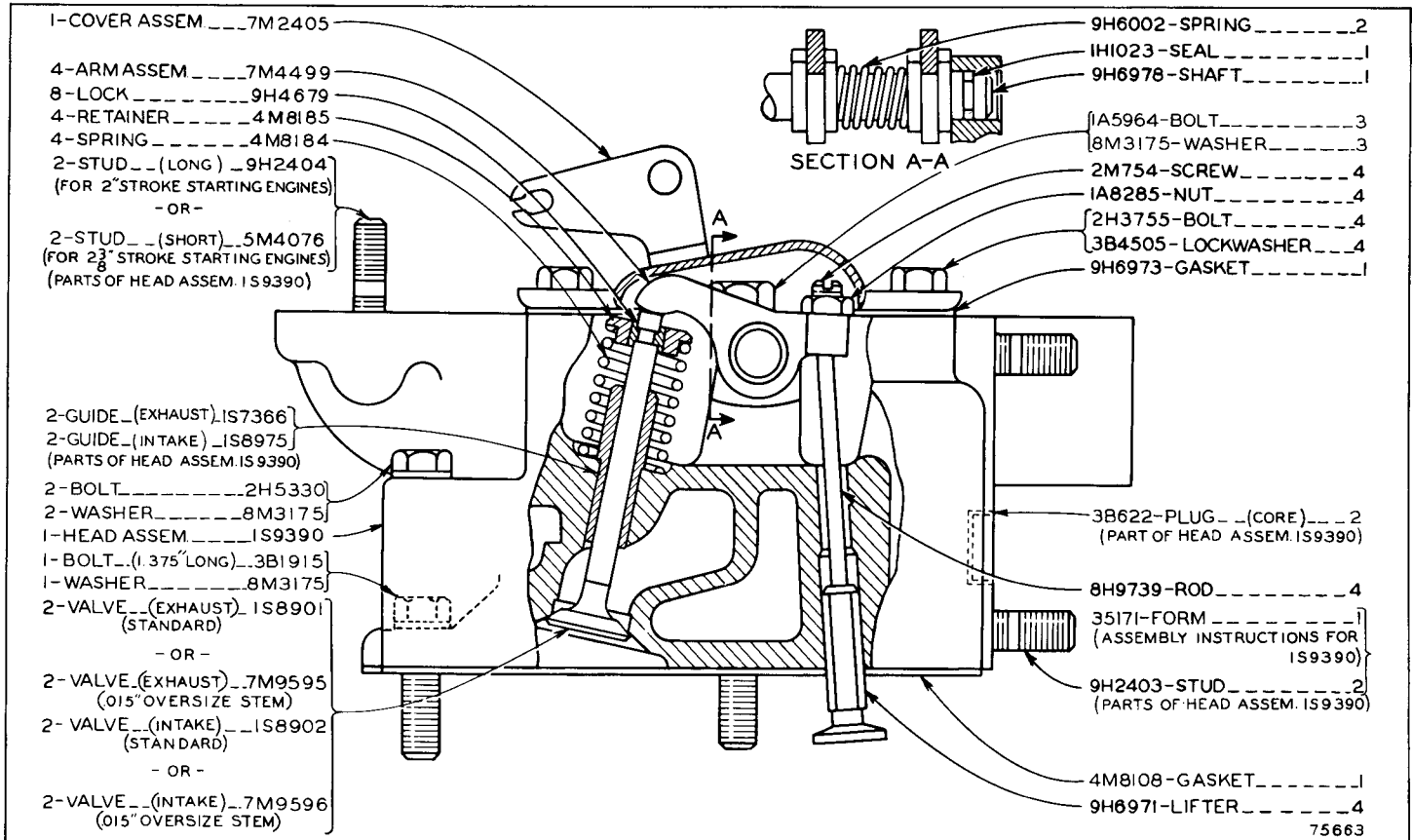


CYLINDER BLOCK AND COVERS—Part One—First Type

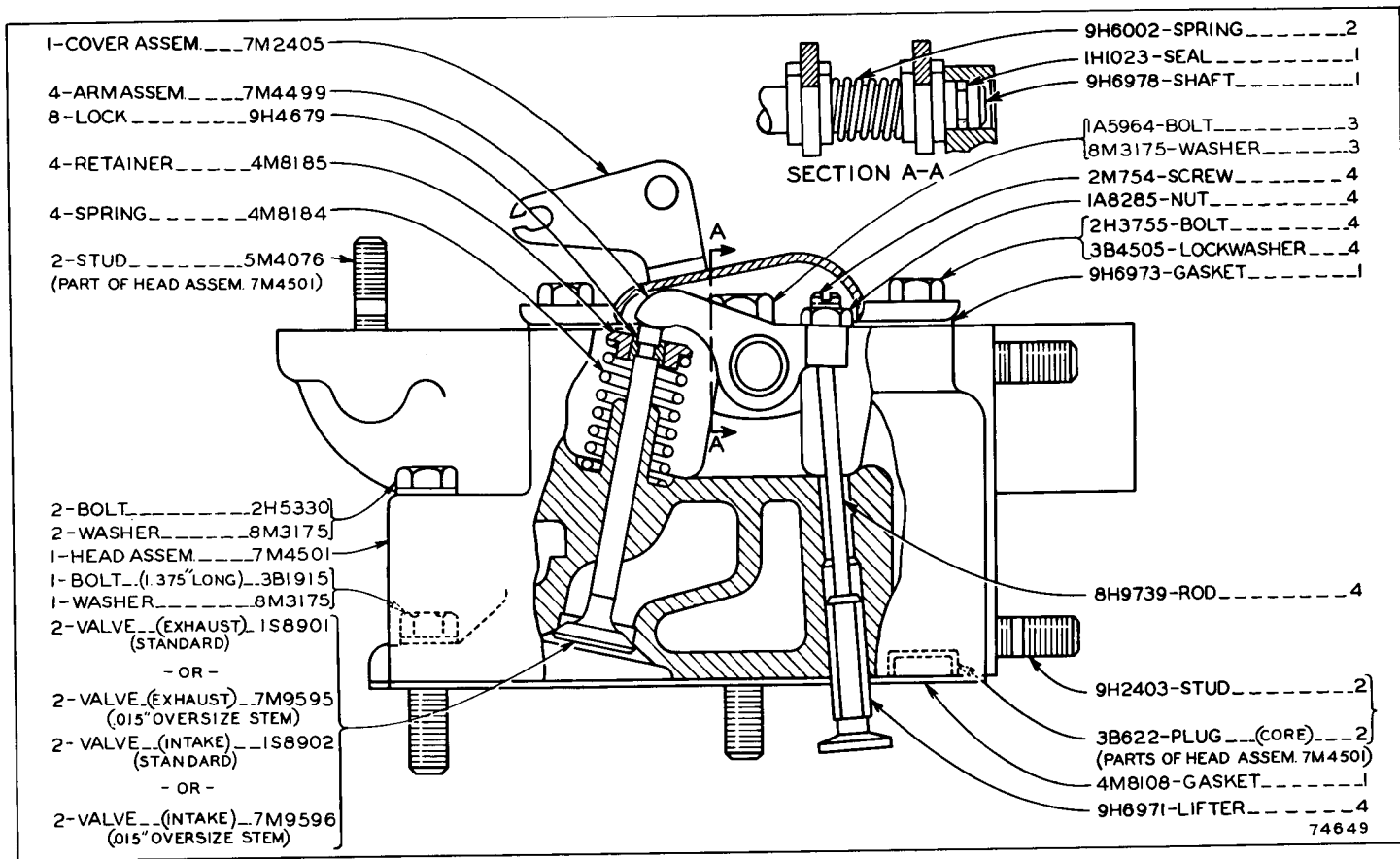
Effective with Starting Engine Block No. E5803

See Page 27 for Gasket Kits

75650

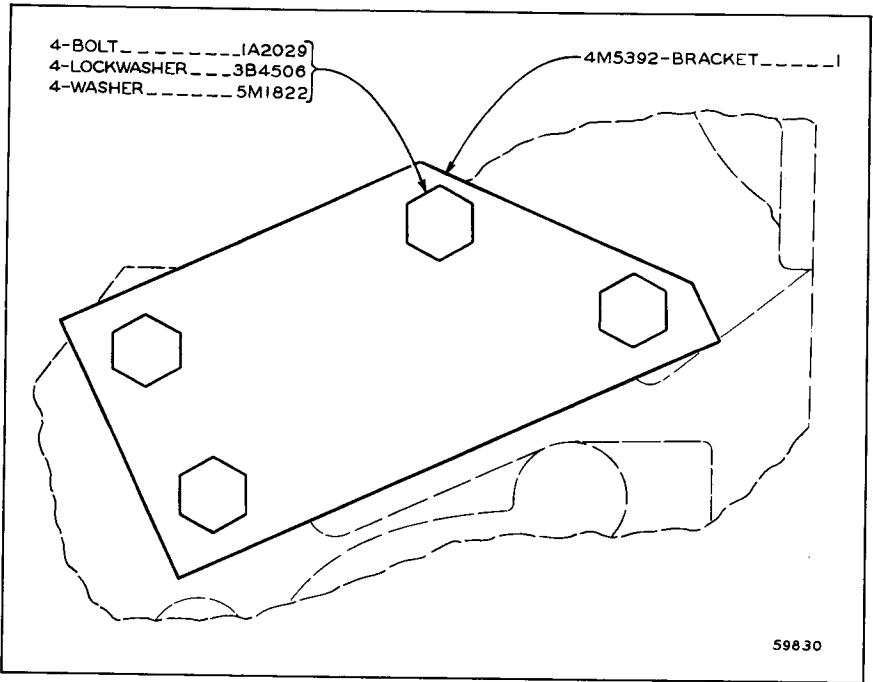


4M5360 CYLINDER HEAD AND VALVE MECHANISM GROUP
Effective with Serial No. 44A8446—Up and Starting Engine Block No. E8938—Up

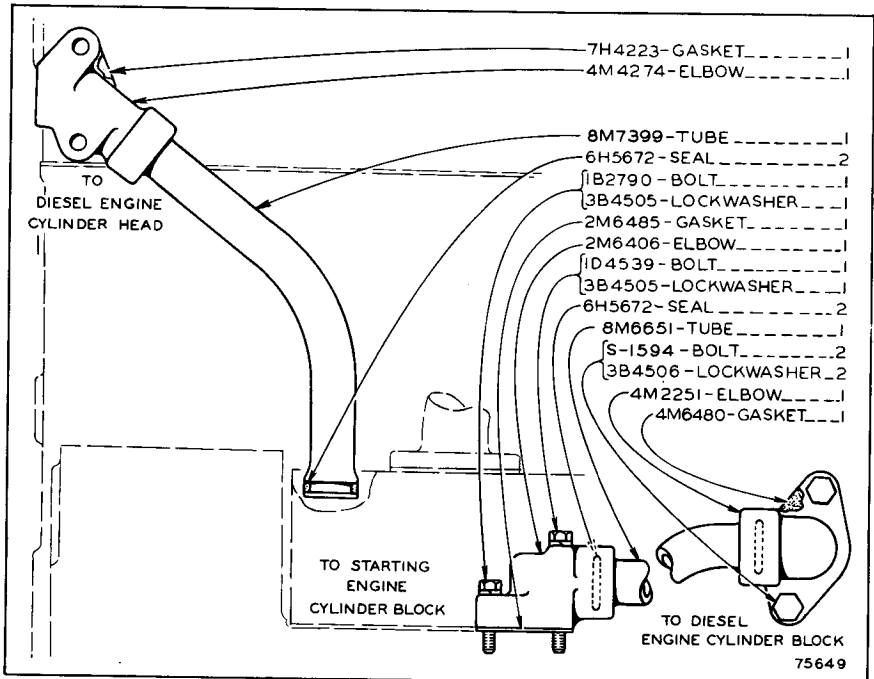


4M5360 CYLINDER HEAD AND VALVE MECHANISM GROUP

Serial No. 44A6857 to 44A8445 inclusive. Starting Engine Block No. E5803 to E8937 inclusive

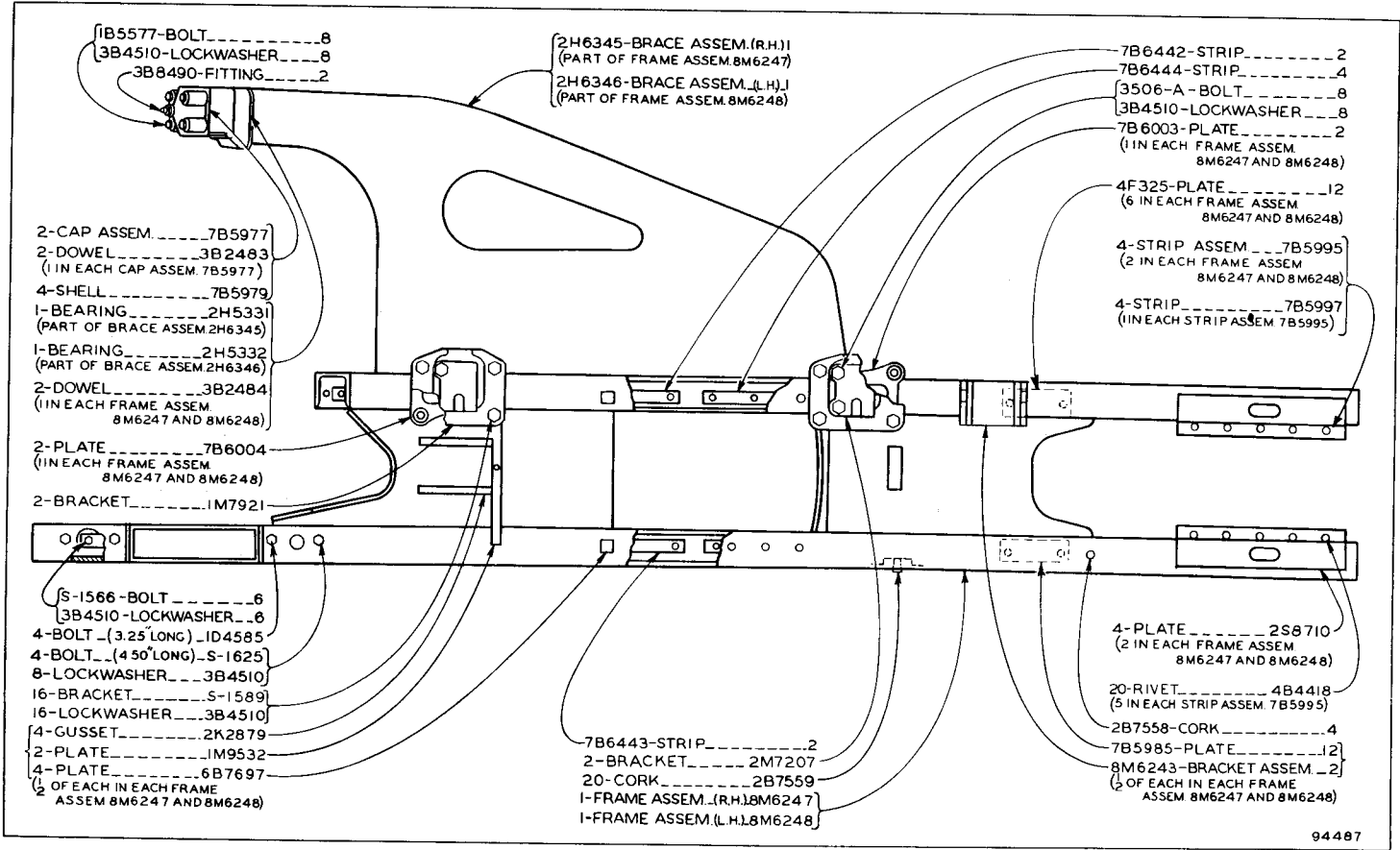


STARTING ENGINE SUPPORT
 Effective with Starting Engine Block No. E5803—Up



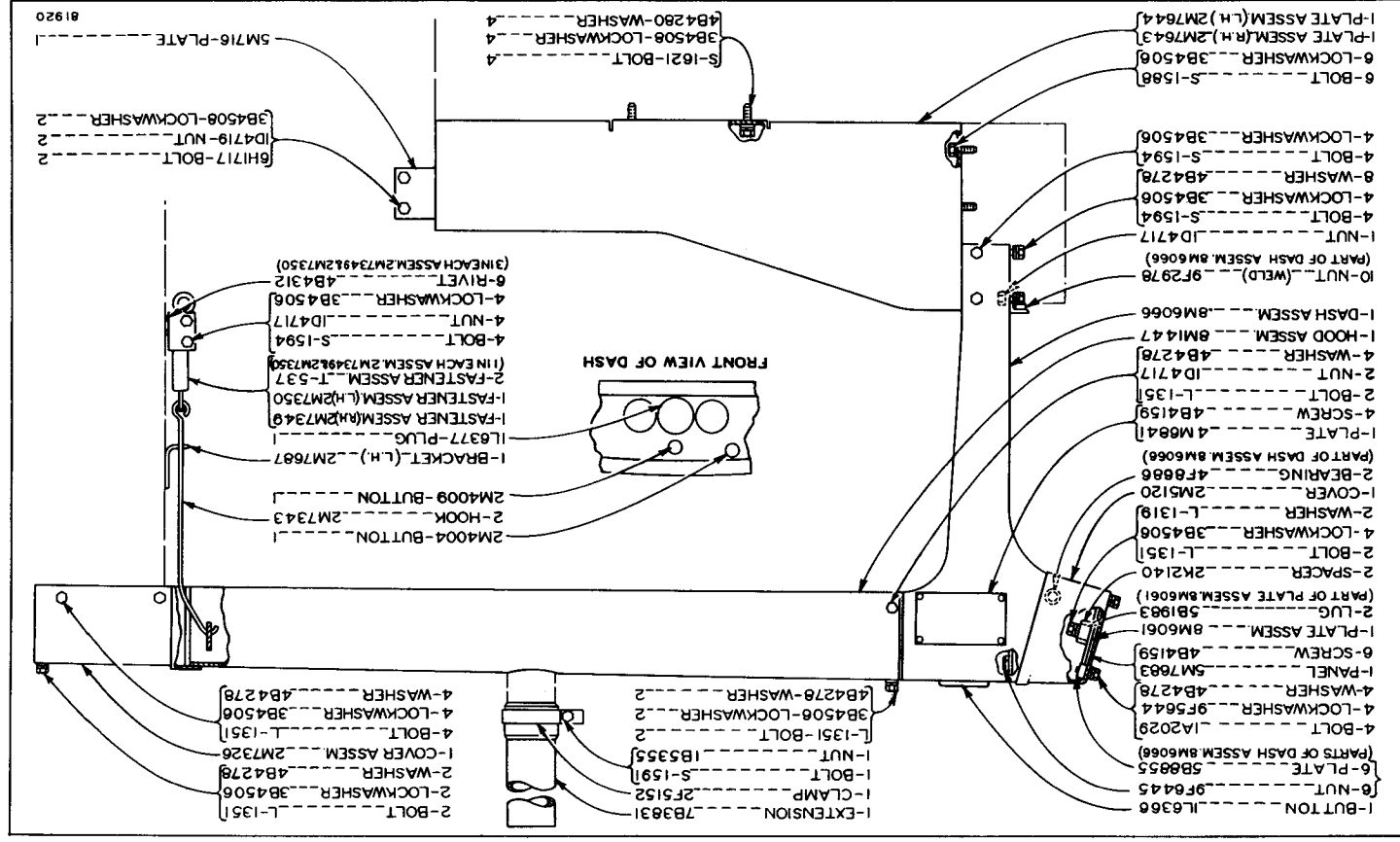
9M1212 WATER LINES GROUP
 Effective with Starting Engine Block No. E5803—Up

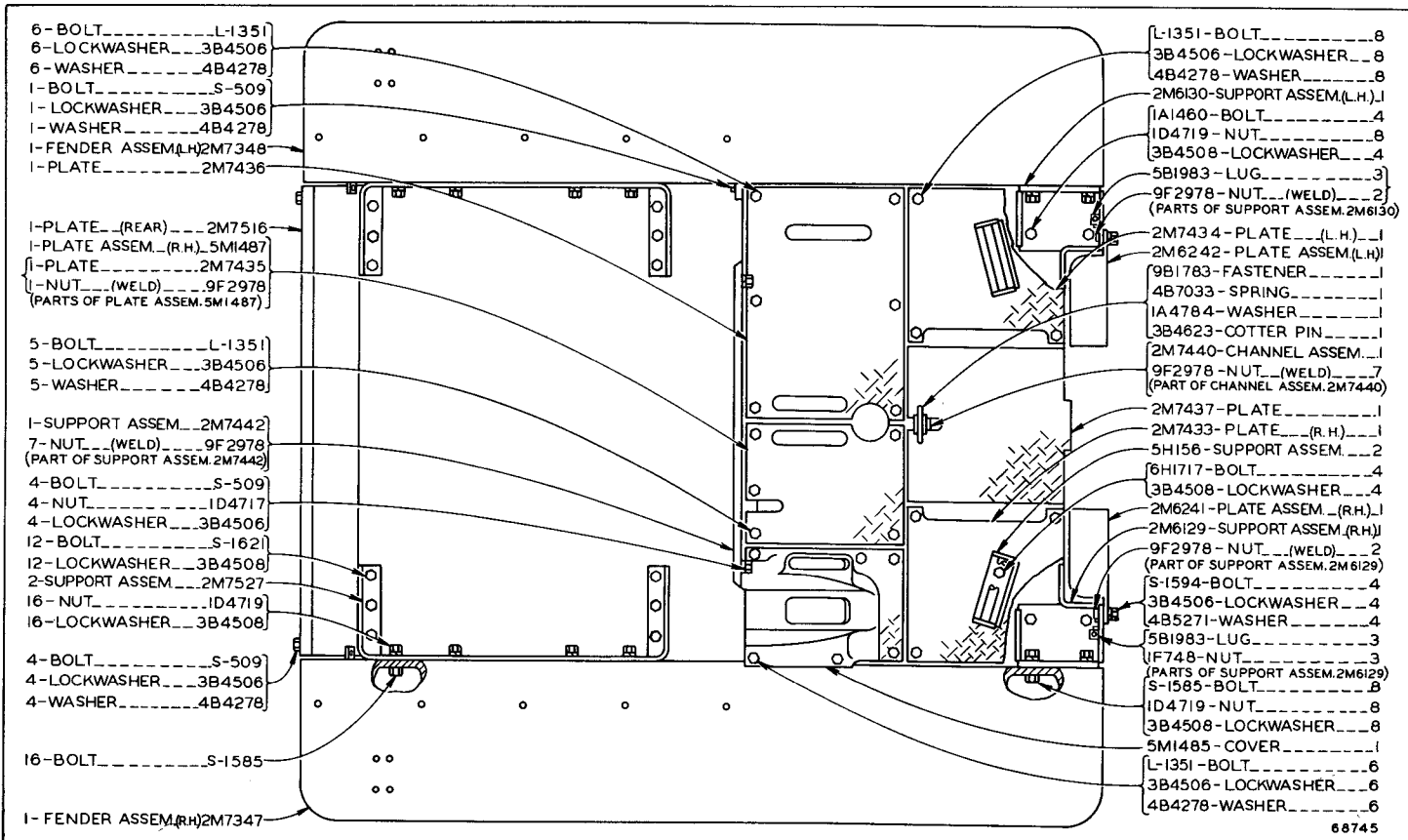
ONLY "CATERPILLAR" PARTS GIVE "CATERPILLAR" PERFORMANCE



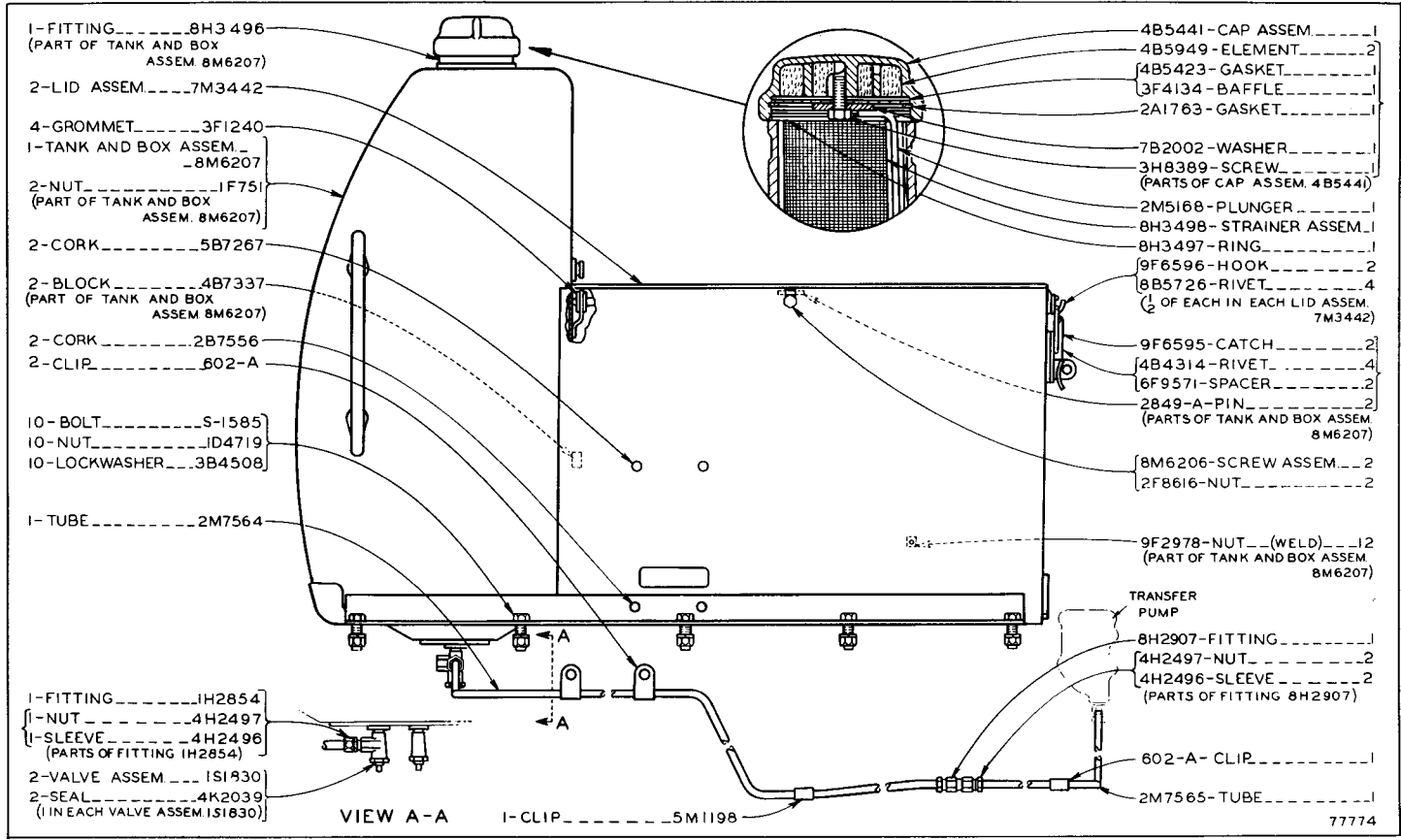
TRACK ROLLER FRAME

Note: Quantities shown are those required for both R.H. and L.H. sides

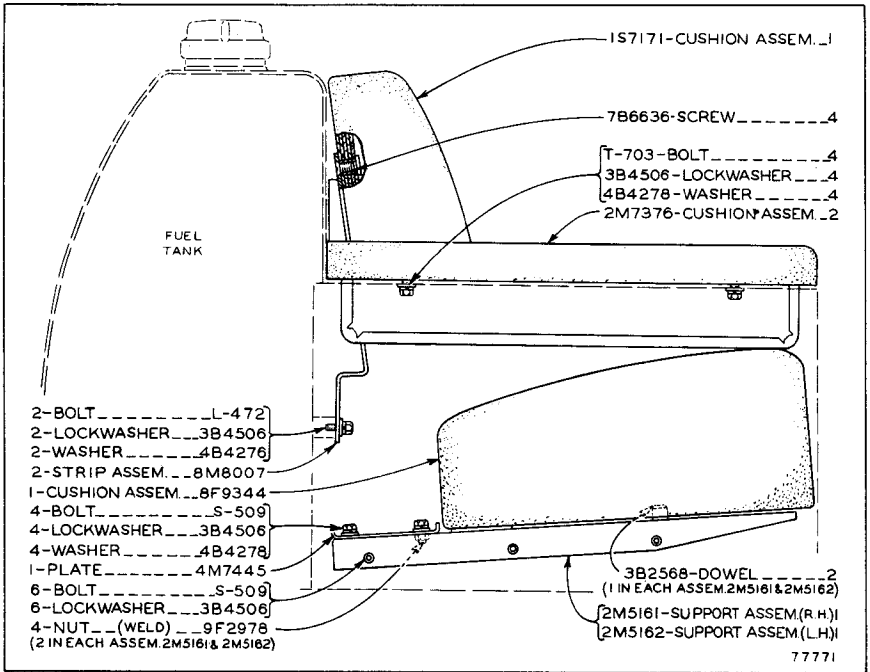




FENDERS

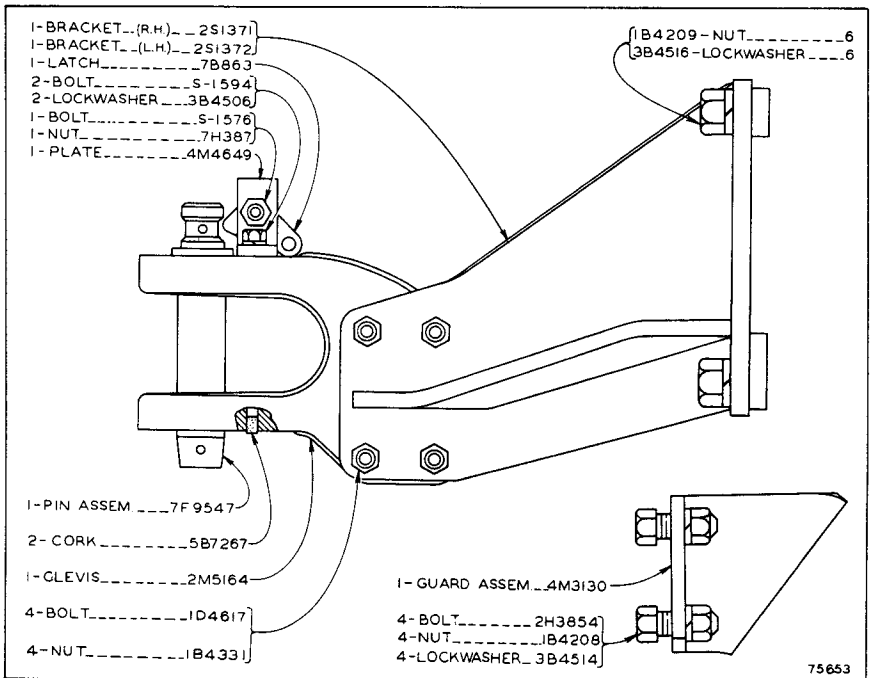


FUEL SYSTEM AND BATTERY BOX
Refer also to Page 111 for special parts



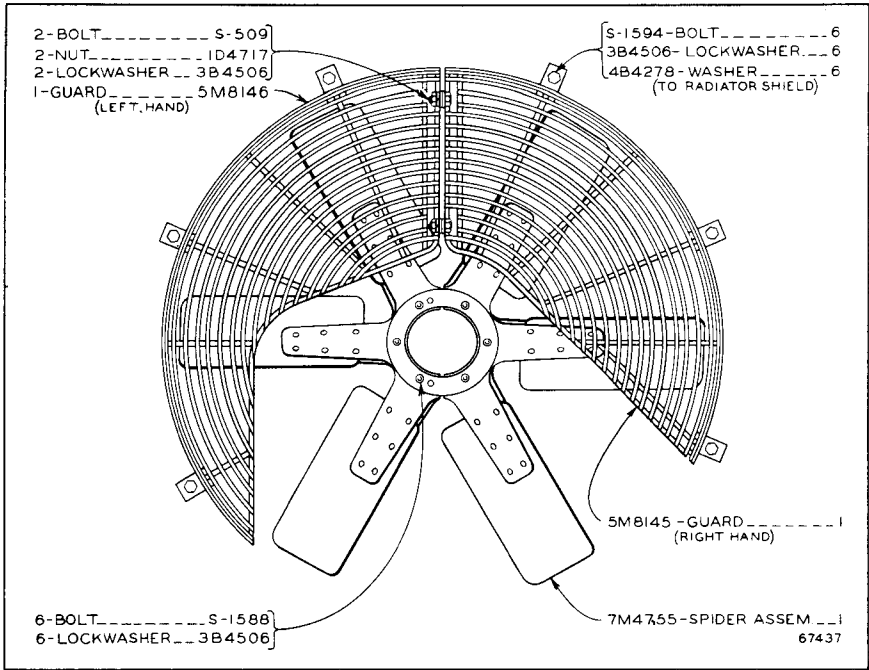
SEAT CUSHIONS

Refer also to Page 169 for special parts

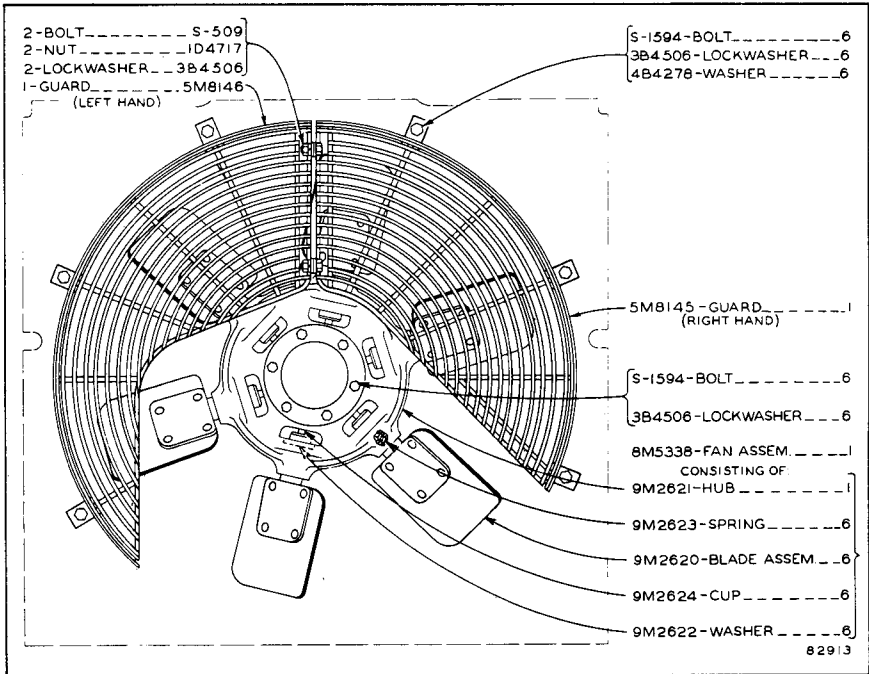


DRAWBAR

Refer also to Page 104 for special parts

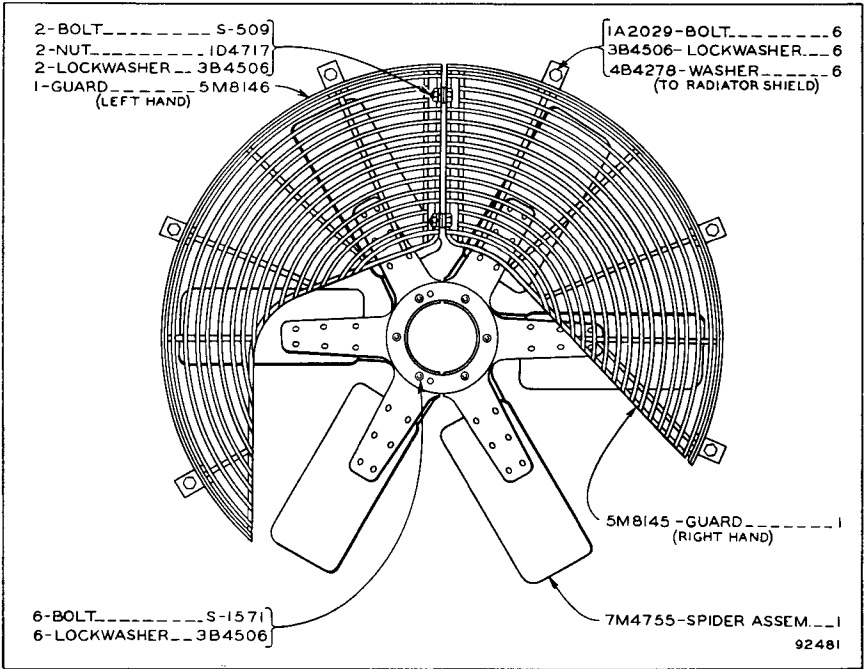


7M4756 BLOWER FAN GROUP
Serial No. 44A6857 to 44A9206 inclusive

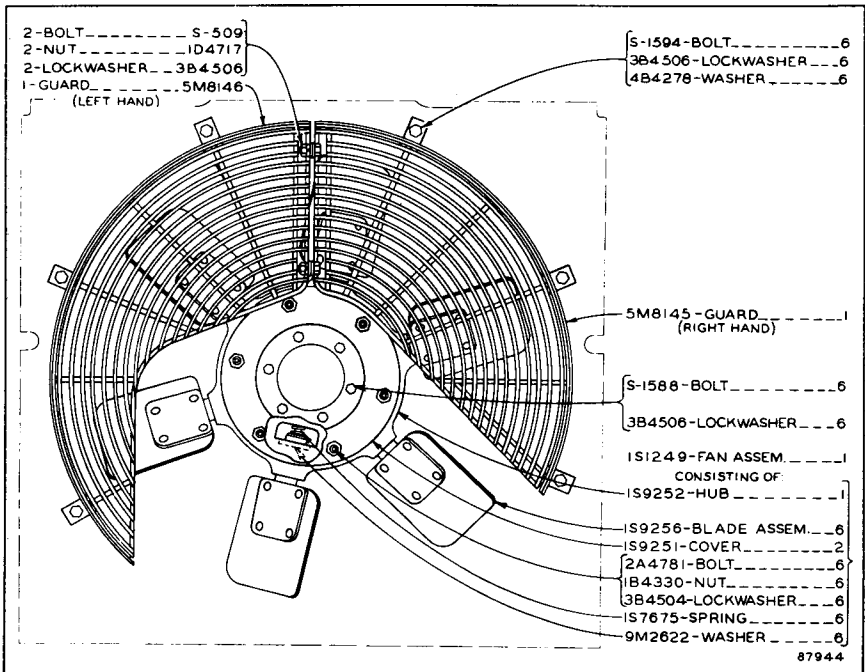


9M932 FAN GROUP—Reversible Blade
Only separate parts serviced. When complete Group is required order IS4785

ALWAYS GIVE SERIAL NUMBER WHEN ORDERING PARTS

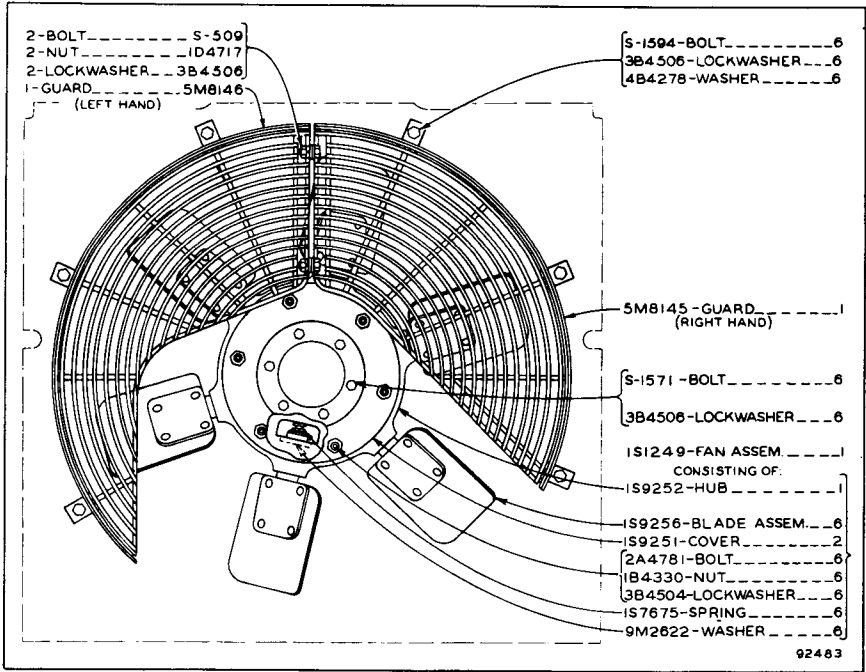


IS5001 BLOWER FAN GROUP
 Effective with Serial No. 44A9207

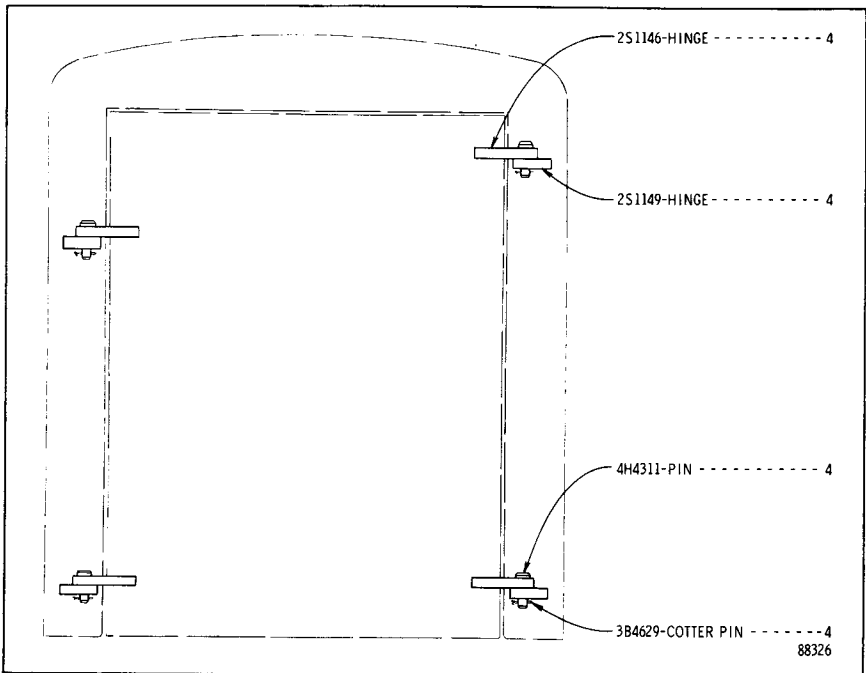


IS4785 FAN GROUP—Reversible Blade
 Serial No. 44A6857 to 44A9206 inclusive

ONLY "CATERPILLAR" PARTS GIVE "CATERPILLAR" PERFORMANCE

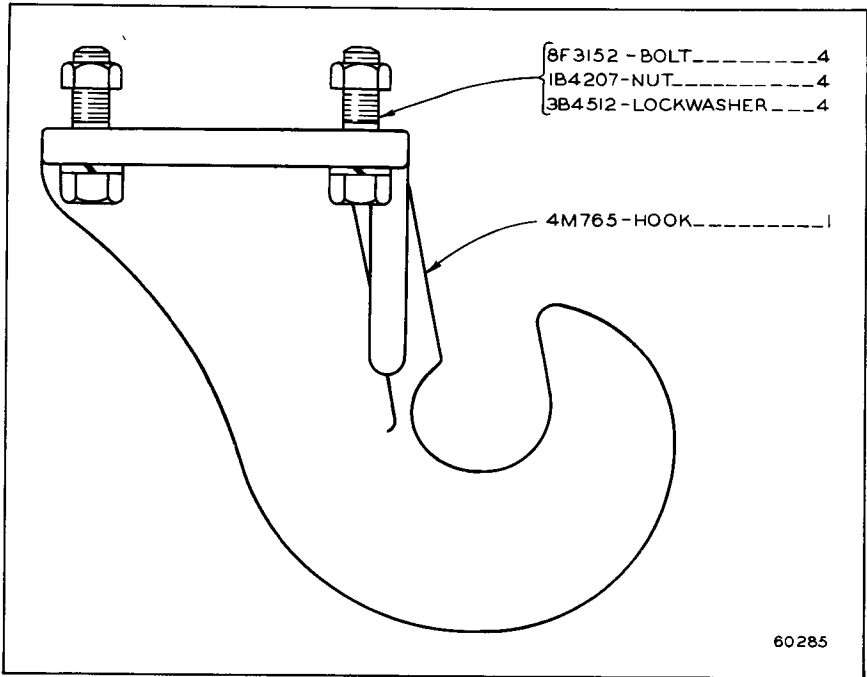


IS5009 FAN GROUP—Reversible Blade
 Effective with Serial No. 44A9207

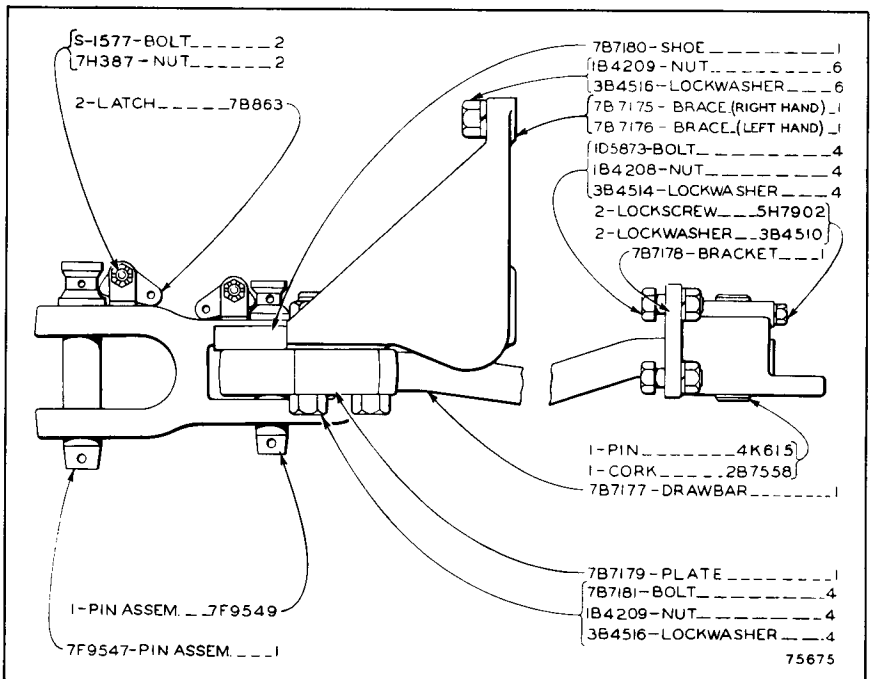


2S1163 RADIATOR GUARD HINGE GROUP

ONLY "CATERPILLAR" PARTS GIVE "CATERPILLAR" PERFORMANCE

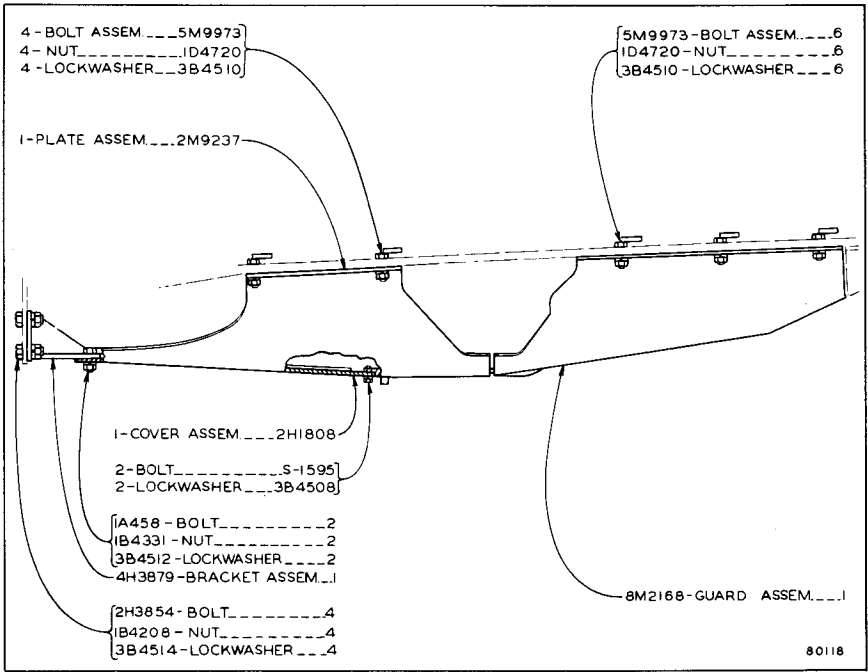


4M3001 FRONT PULL HOOK GROUP



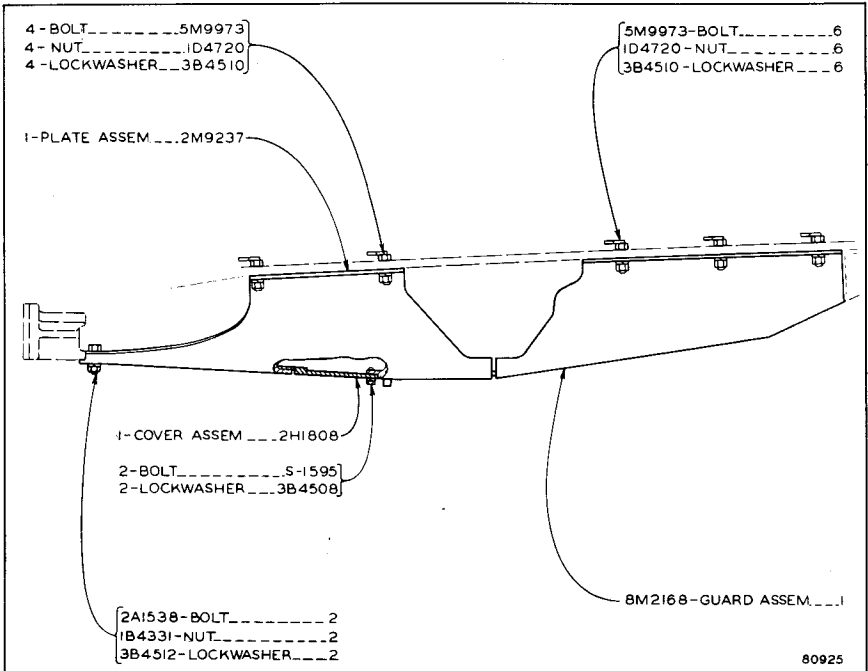
7B7183 SWINGING DRAWBAR GROUP

ALWAYS GIVE SERIAL NUMBER WHEN ORDERING PARTS



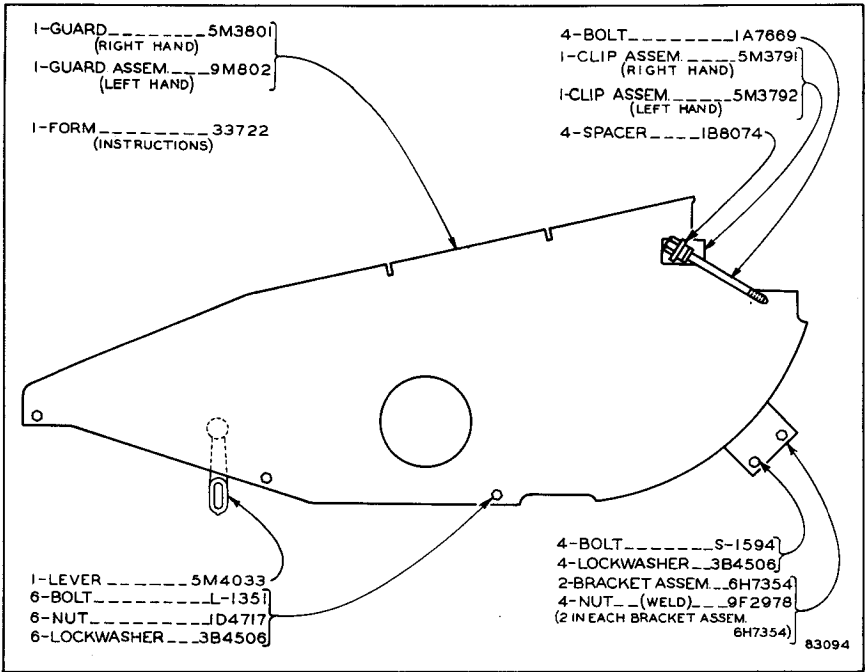
8M2169 CRANKCASE GUARD GROUP

For use without Swinging Drawbar



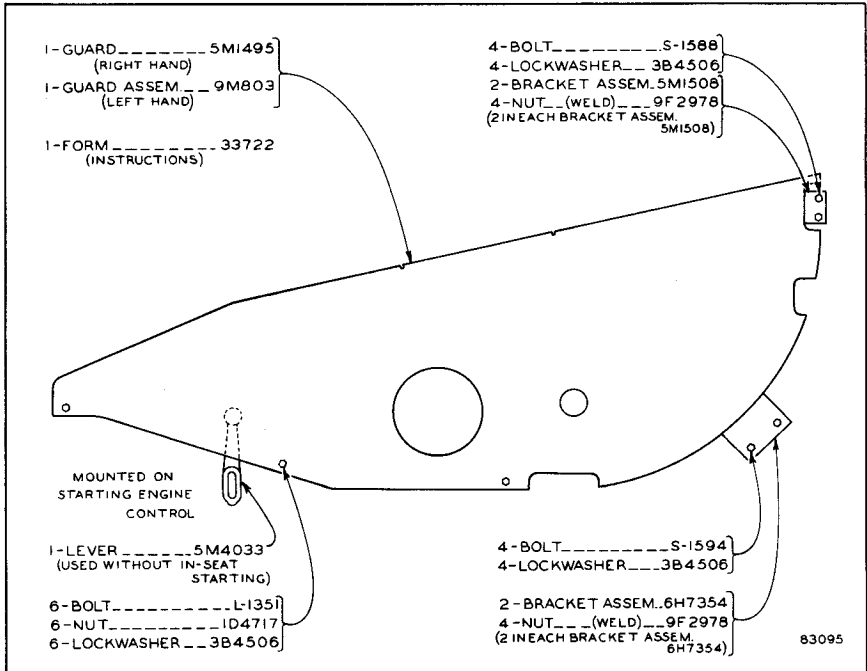
8M2170 CRANKCASE GUARD GROUP

For use with Swinging Drawbar



9M804 BRUSH GUARD GROUP

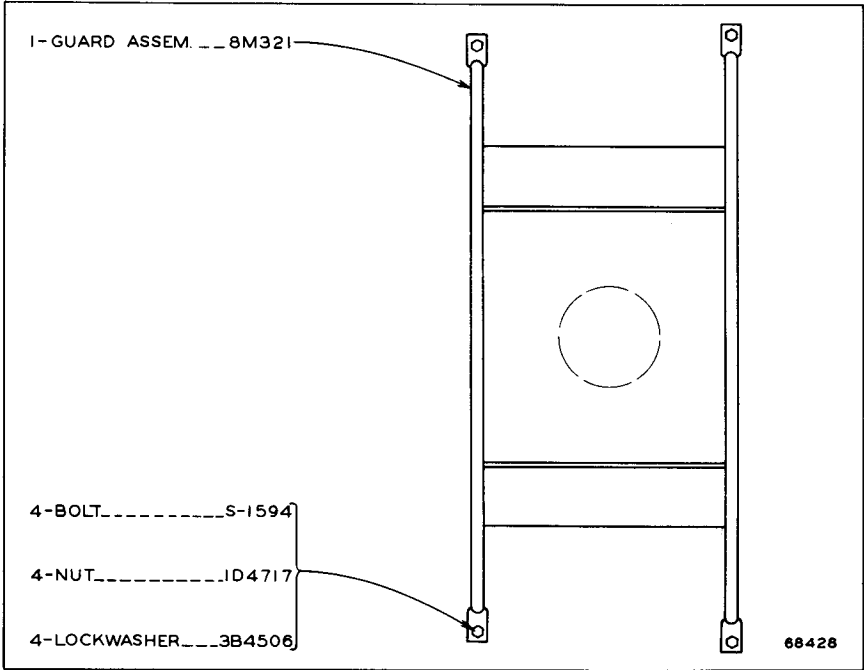
For use with Hydraulic Bulldozer



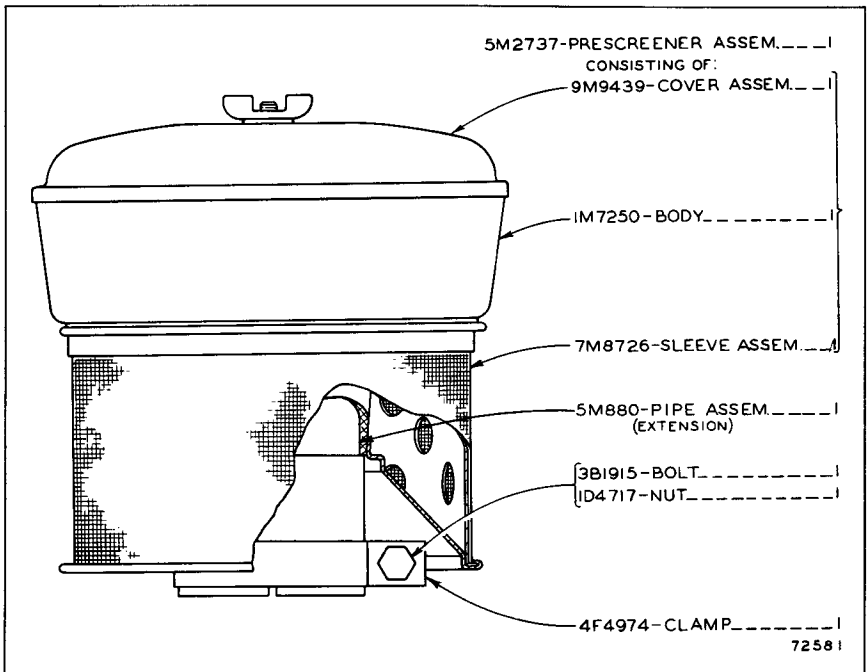
9M805 BRUSH GUARD GROUP

For use without Hydraulic Bulldozer

ALWAYS GIVE SERIAL NUMBER WHEN ORDERING PARTS

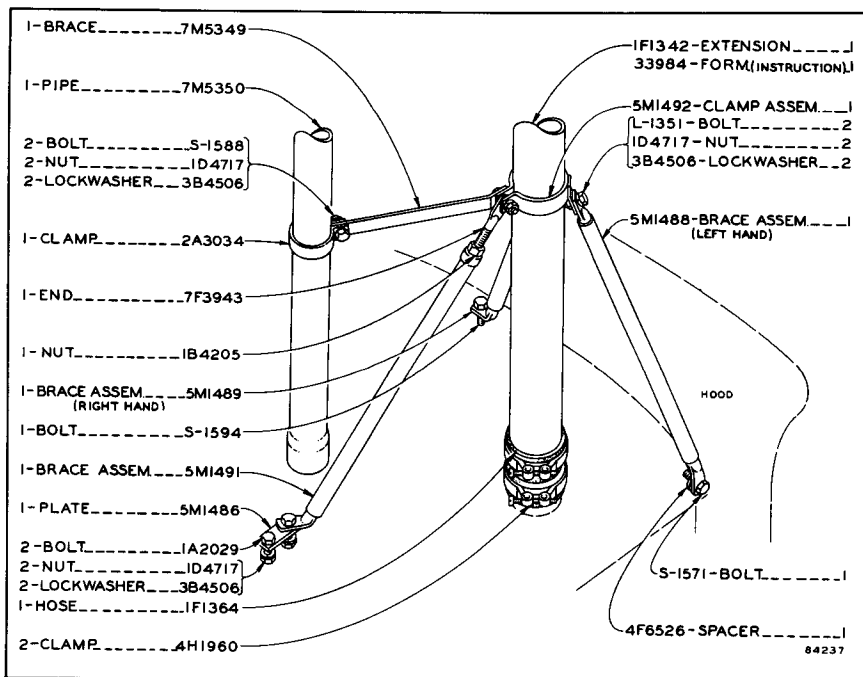


8M322 PRECLEANER GUARD GROUP—Top View

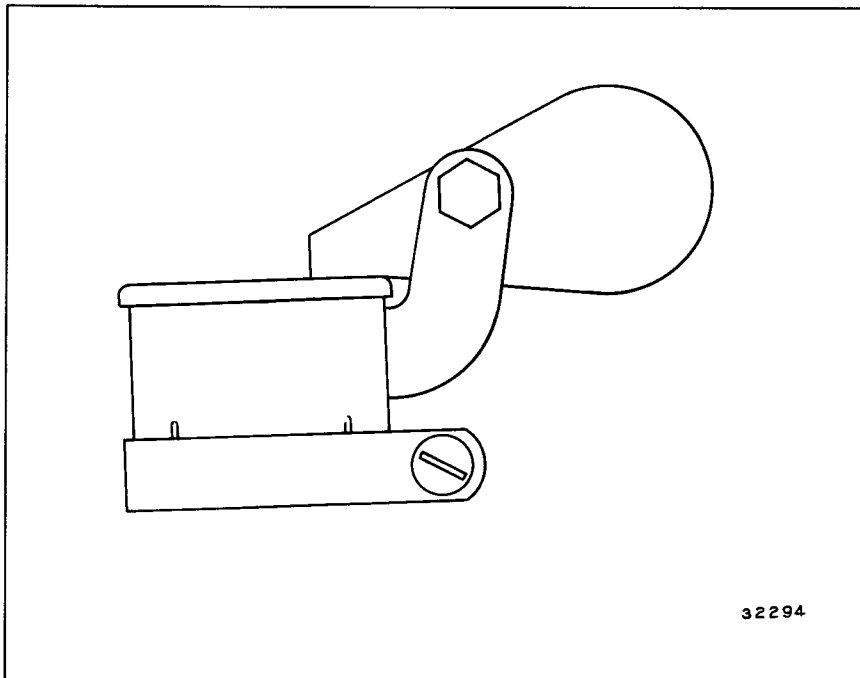


5M2734 PRESCREENER GROUP

ONLY "CATERPILLAR" PARTS GIVE "CATERPILLAR" PERFORMANCE



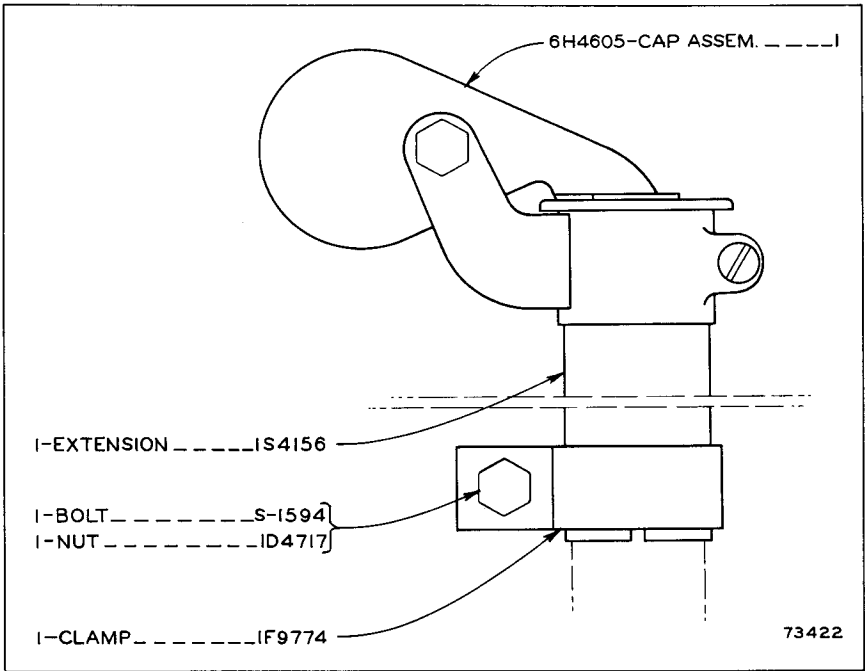
5M1490 AIR CLEANER INLET EXTENSION GROUP



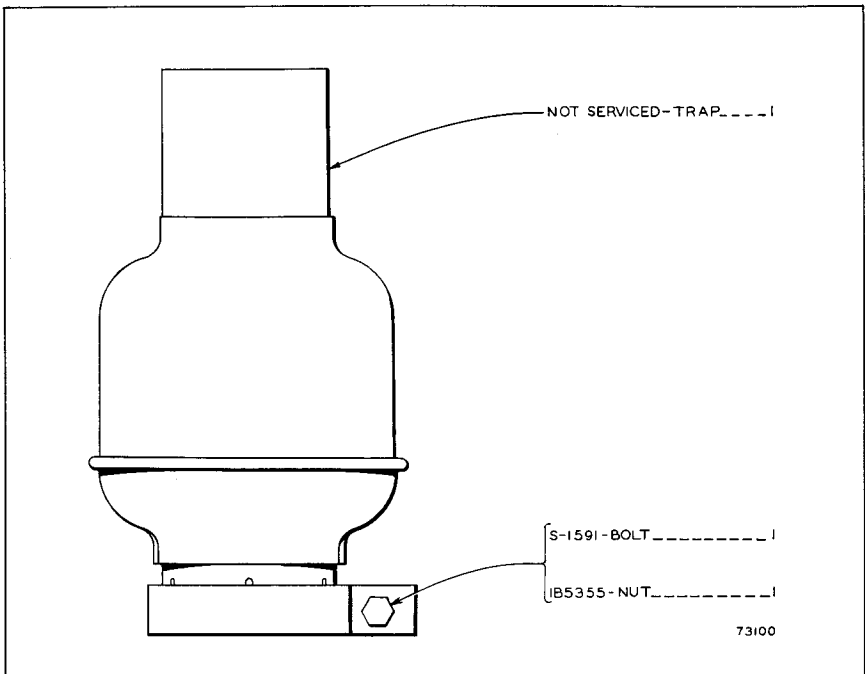
9F9961 EXHAUST RAIN CAP ASSEMBLY

32294

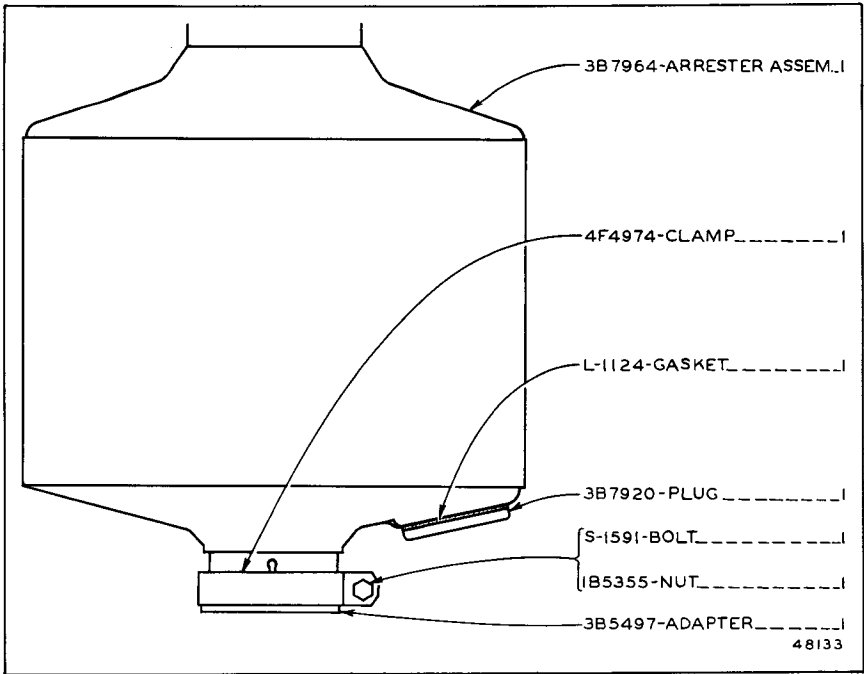
ALWAYS GIVE SERIAL NUMBER WHEN ORDERING PARTS



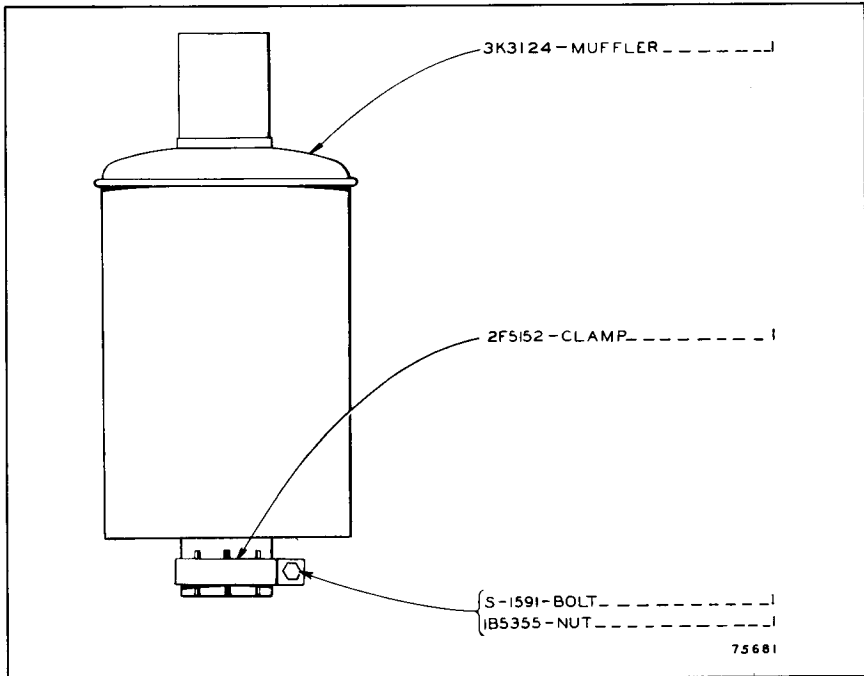
IS4155 RAIN CAP GROUP—Starting Engine



6F6522 EXHAUST RAIN TRAP GROUP

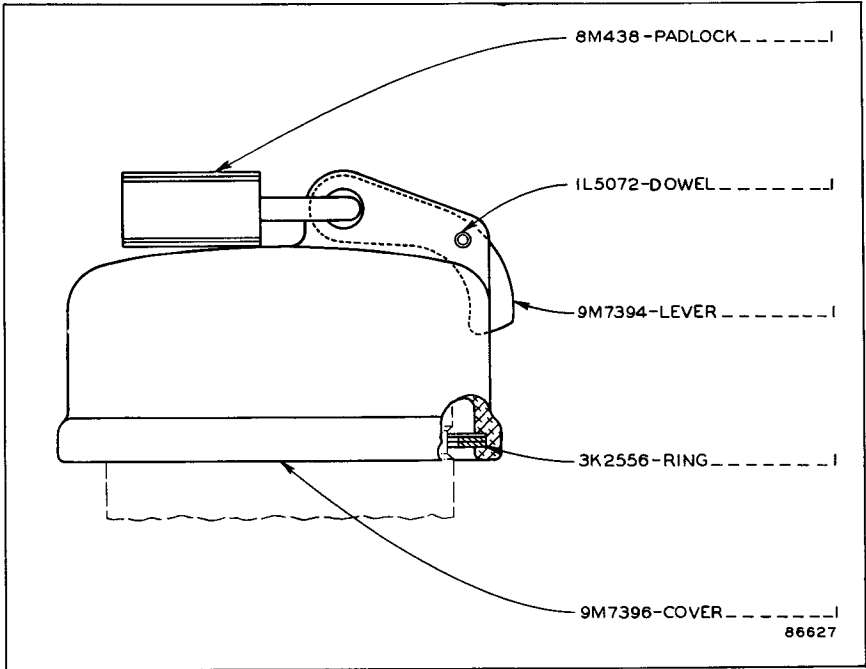


385498 SPARK ARRESTER GROUP

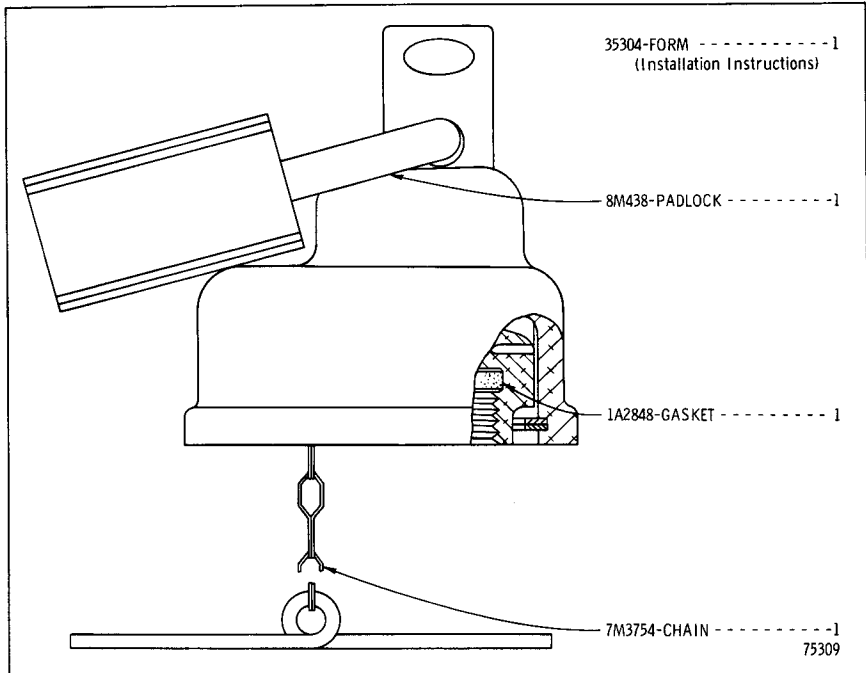


888205 MUFFLER GROUP

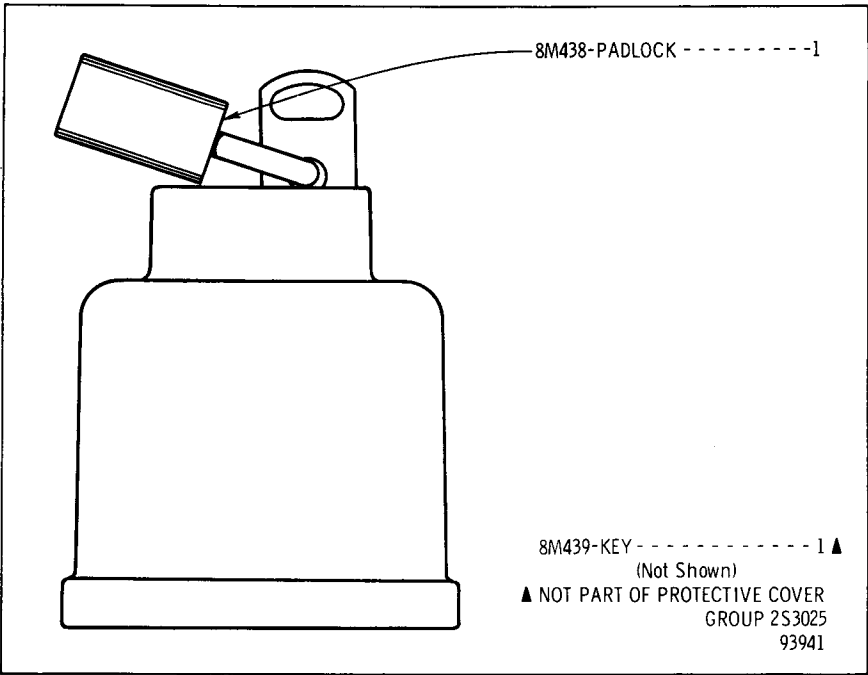
ALWAYS GIVE SERIAL NUMBER WHEN ORDERING PARTS



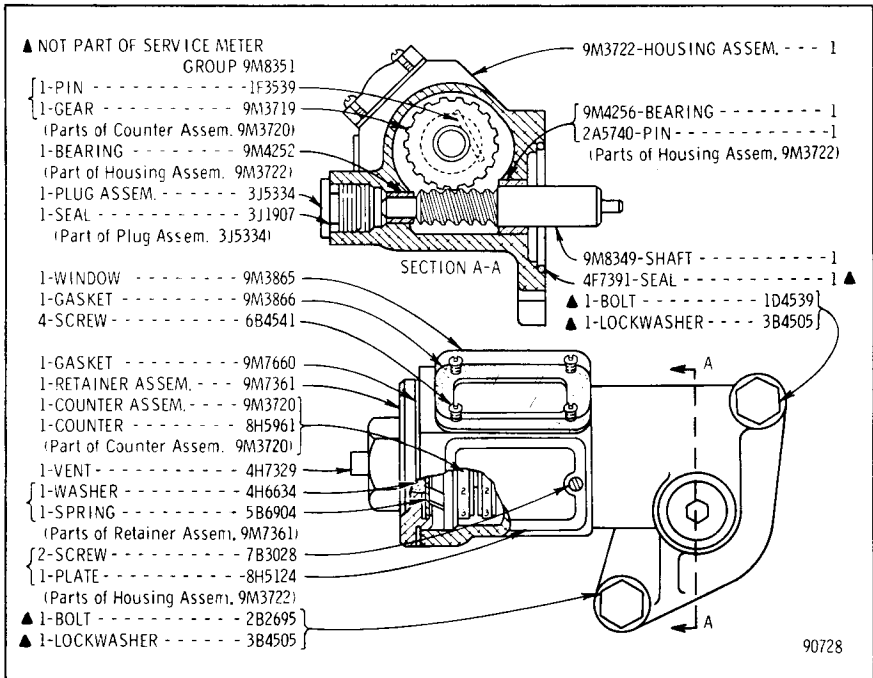
1S6307 PROTECTION COVER GROUP—Fuel Tank Cap



2S2787 PROTECTION CAP GROUP—Starting Engine Fuel Tank



253025 PROTECTION COVER GROUP—Oil Filler Cap



9M8351 SERVICE METER GROUP

Part of 8M6457 Turbocharger Arrangement

ALWAYS GIVE SERIAL NUMBER WHEN ORDERING PARTS

8M4455 For use with Electric Starting

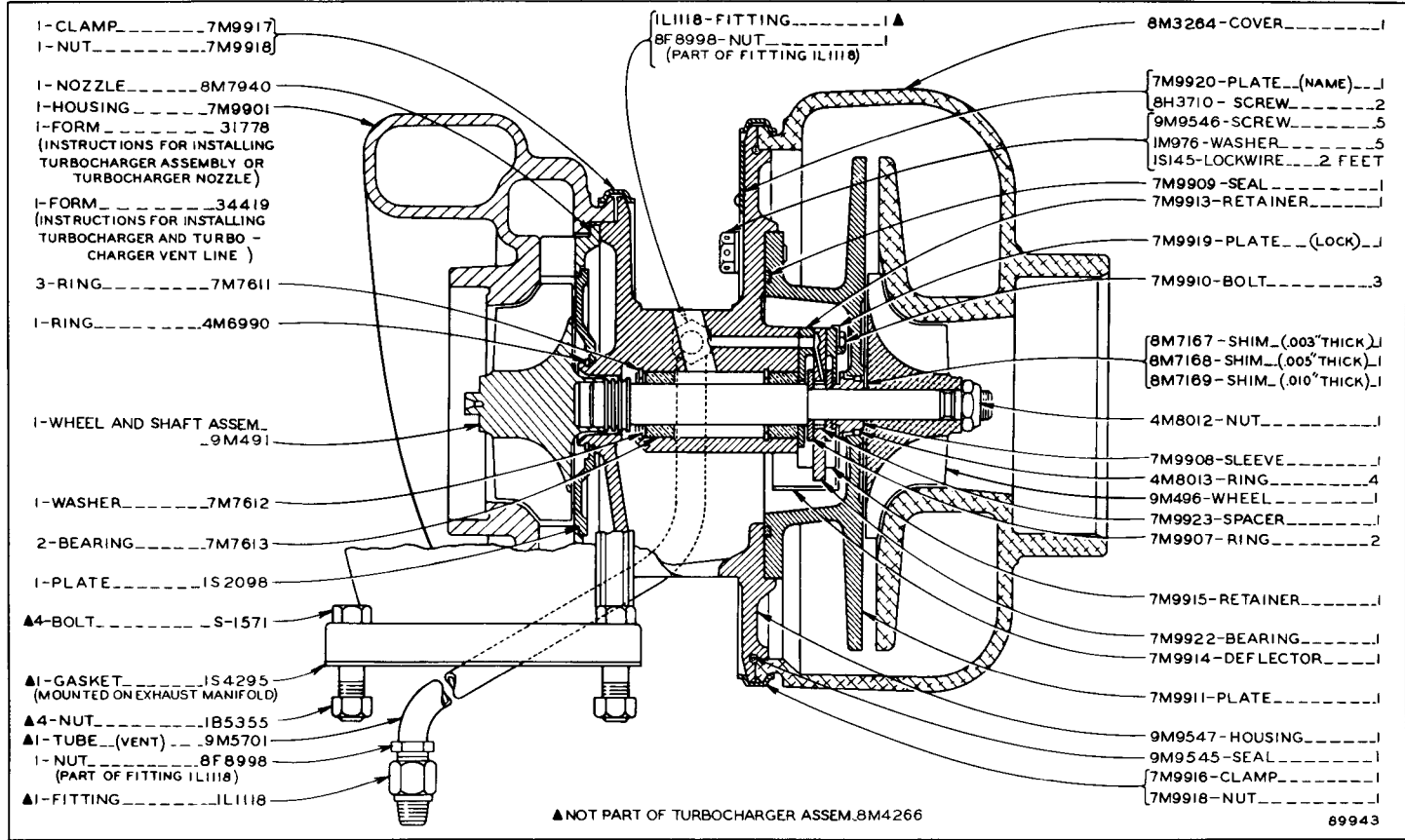
Consists of:		Page
1 Exhaust Extension	117
1	8M4262 Manifold Group	117
1	8M4263 Air Cleaner Group	119
1	8M4266 Turbocharger Assembly	114
1	9M1421 Turbocharger Oil Lines Group	116
6	7B3028 Screw—Warning Plate to Fuel Filter Base	
10	2M8411 Stud—Manifold to Head	
2	3M496 Stud—Manifold to Head	
1	4M1477 Seal—Base Assembly to Side Cover	
1	7M4904 Plate—Warning to Fuel Filter Base	
1	7M7220 Elbow—Cooler Tube to Cylinder Block	
1	8M1457 Cover Assembly—Cylinder Block Side	
1	8M3982 Hood Assembly	
1	9M517 Base Assembly—To Cover—Cylinder Block Side	
1	9M955 Cover—Cylinder Block Side	

8M6457 For use with Gasoline Starting

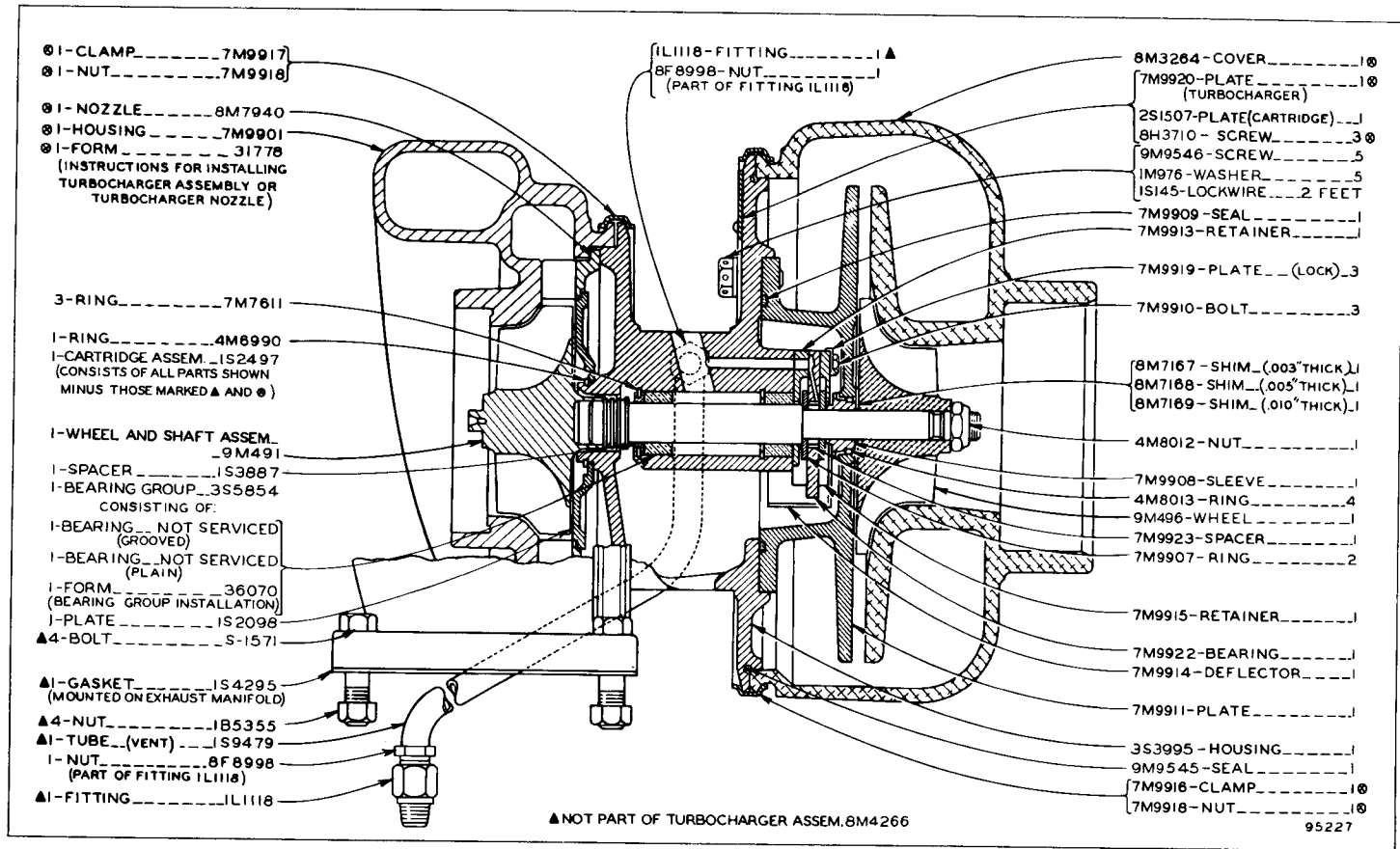
Consists of:		
1 Exhaust Extension	117
1	8M4262 Manifold Group	117
1	8M4263 Air Cleaner Group	119
1	8M4266 Turbocharger Assembly	114
1	8M5866 Manifold, Carburetor and Air Cleaner Group	118
1	9M1421 Turbocharger Oil Lines Group	116
1	9M8351 Service Meter Group	112
2	3B4505 Lockwasher— $\frac{5}{16}$ "	
2	4B3388 Bolt—Adapter to Pump	
6	7B3028 Screw—Warning Plate to Fuel Filter Base	
1	4F7391 Seal—Adapter to Fuel Transfer Pump	
1	5L1863 Hose—Elbow	
2	5L2547 Clamp—Hose	
10	2M8411 Stud—Manifold to Head	
2	3M496 Stud—Manifold to Head	
1	4M1477 Seal—Base Assembly to Side Cover	
1	7M4904 Plate—Warning to Fuel Filter Base	
1	7M7220 Elbow—Cooler Tube to Cylinder Block	
1	8M1457 Cover Assembly—Cylinder Block Side	
1	8M3982 Hood Assembly	
1	9M517 Base Assembly—To Cover—Cylinder Block Side	
1	9M955 Cover—Cylinder Block Side	
1	9M7226 Tube—Fumes Disposal	
1	9M8353 Adapter Assembly—Service Meter	

TURBOCHARGER ARRANGEMENTS—Normalizing for Altitude Operations

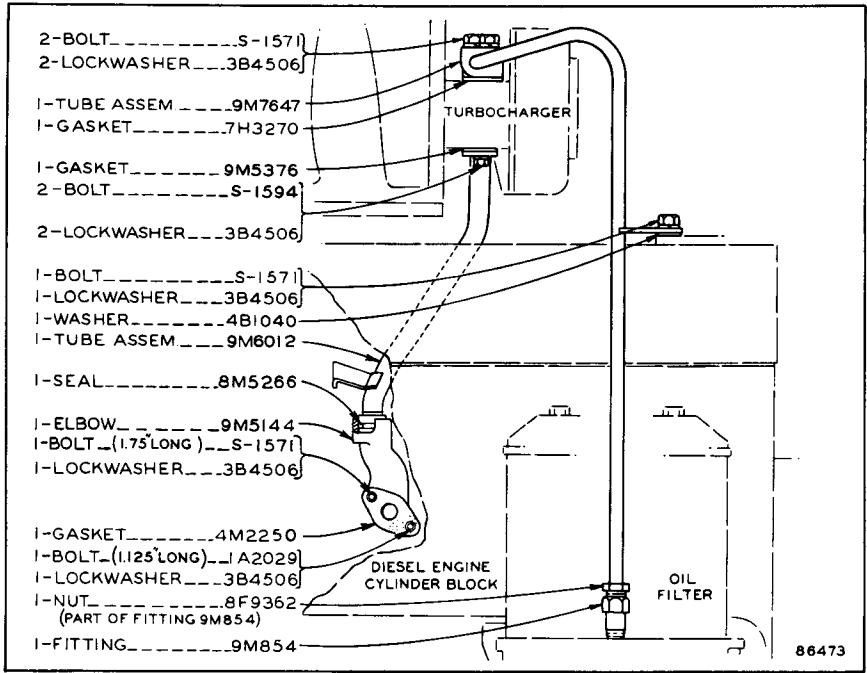
ONLY "CATERPILLAR" PARTS GIVE "CATERPILLAR" PERFORMANCE



8M4266 TURBOCHARGER ASSEMBLY—First Type
 Part of 8M4455 and 8M6457 Turbocharger Arrangements listed on Page 113

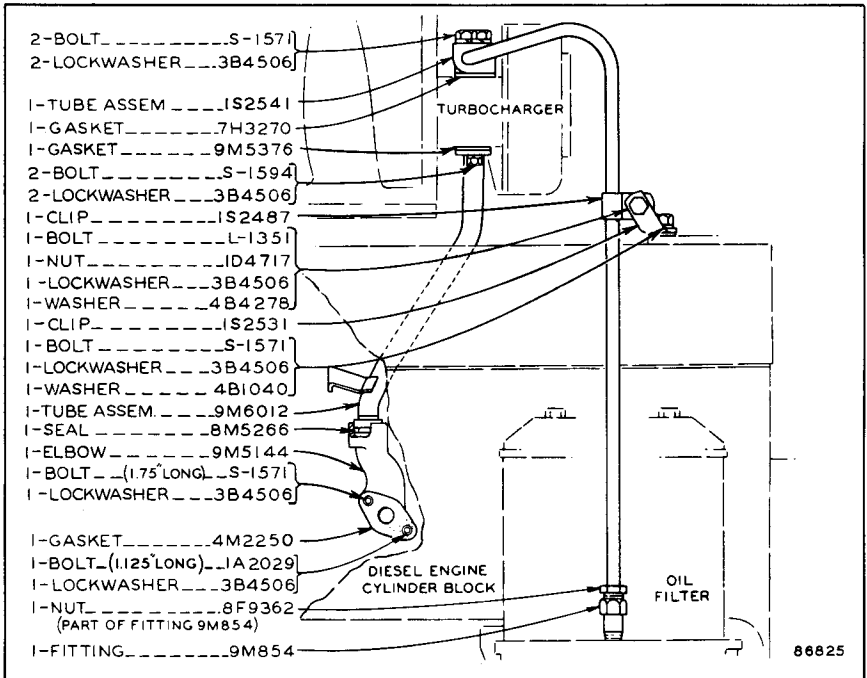


8M4266 TURBOCHARGER ASSEMBLY—Second Type
Part of 8M4455 and 8M6457 Turbocharger Arrangements listed on Page 113



9M1421 TURBOCHARGER OIL LINES GROUP—First Type

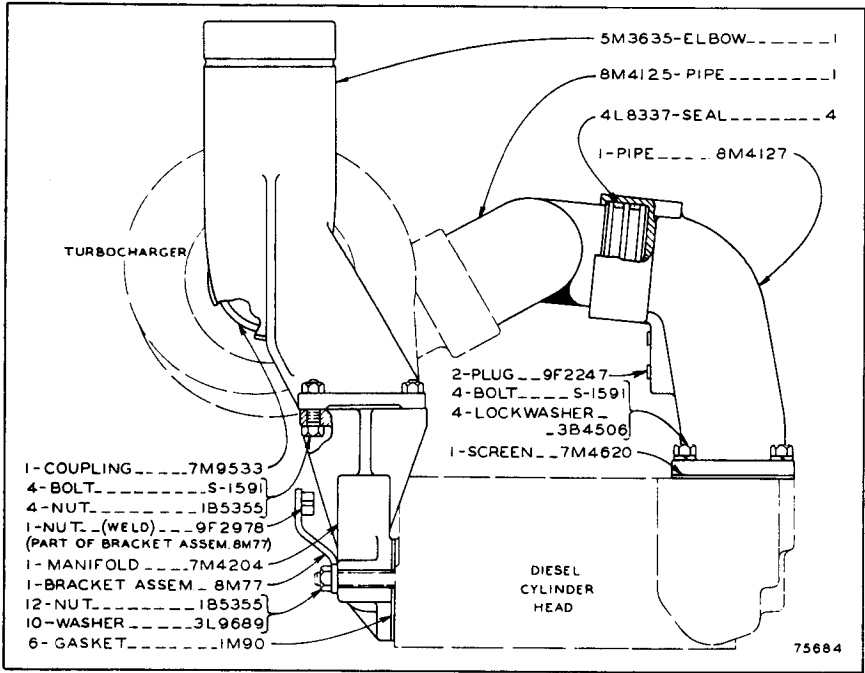
Part of 8M4455 and 8M6457 Turbocharger Arrangements listed on Page 113



9M1421 TURBOCHARGER OIL LINES GROUP—Second Type

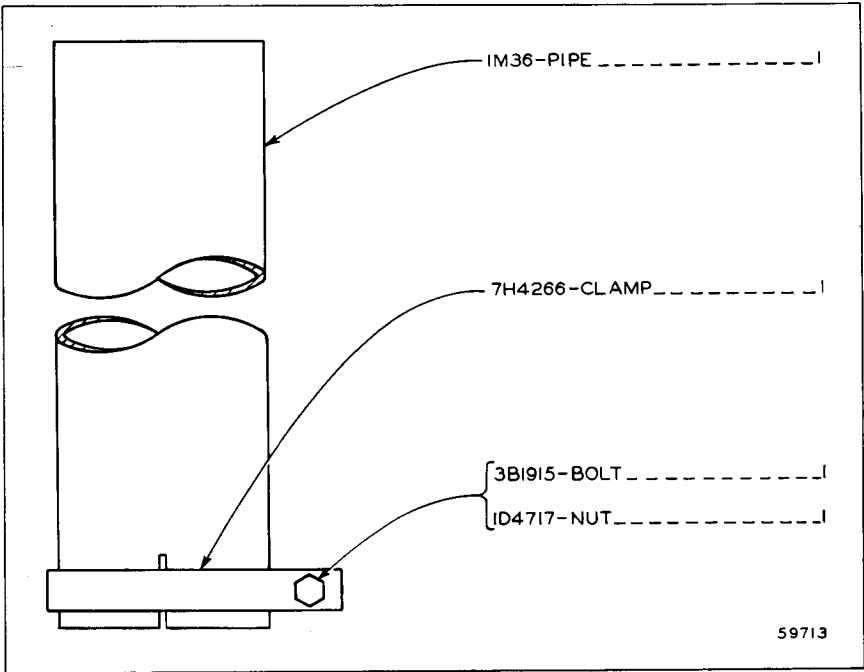
Part of 8M4455 and 8M6457 Turbocharger Arrangements listed on Page 113

ALWAYS GIVE SERIAL NUMBER WHEN ORDERING PARTS



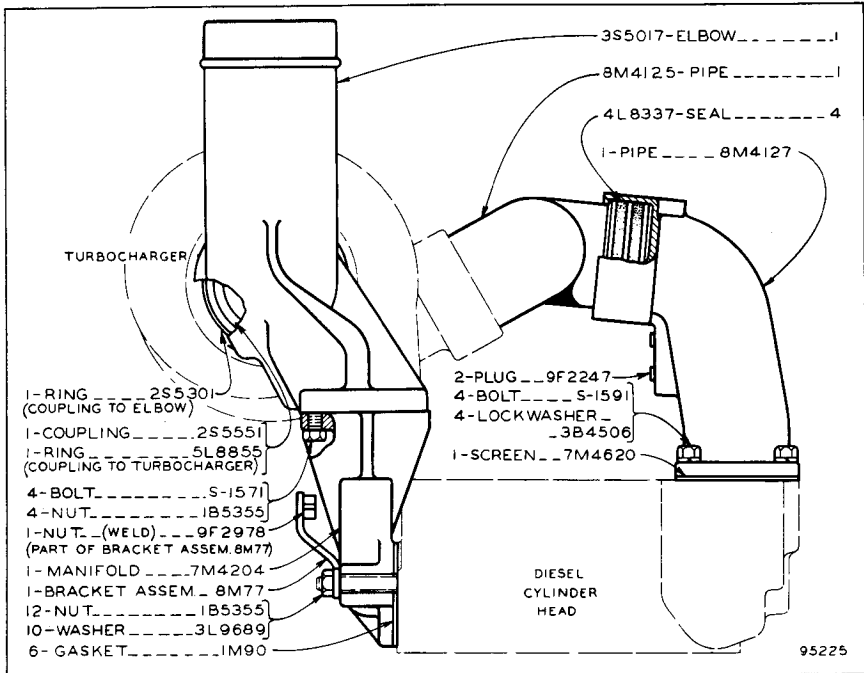
8M4262 MANIFOLD GROUP—First Type

Part of 8M4455 and 8M6457 Turbocharger Arrangements listed on Page 113



EXHAUST EXTENSION

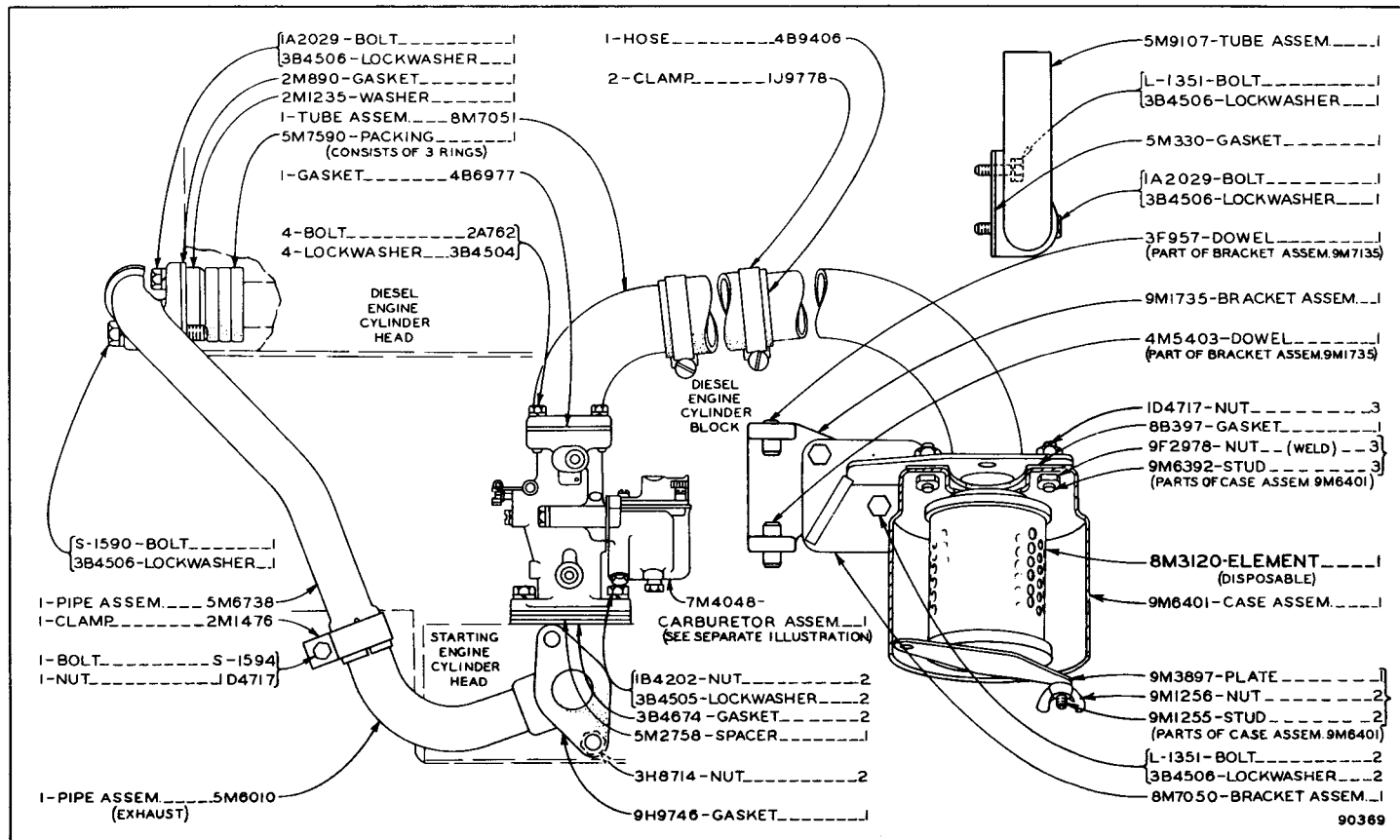
Part of 8M4455 and 8M6457 Turbocharger Arrangements listed on Page 113



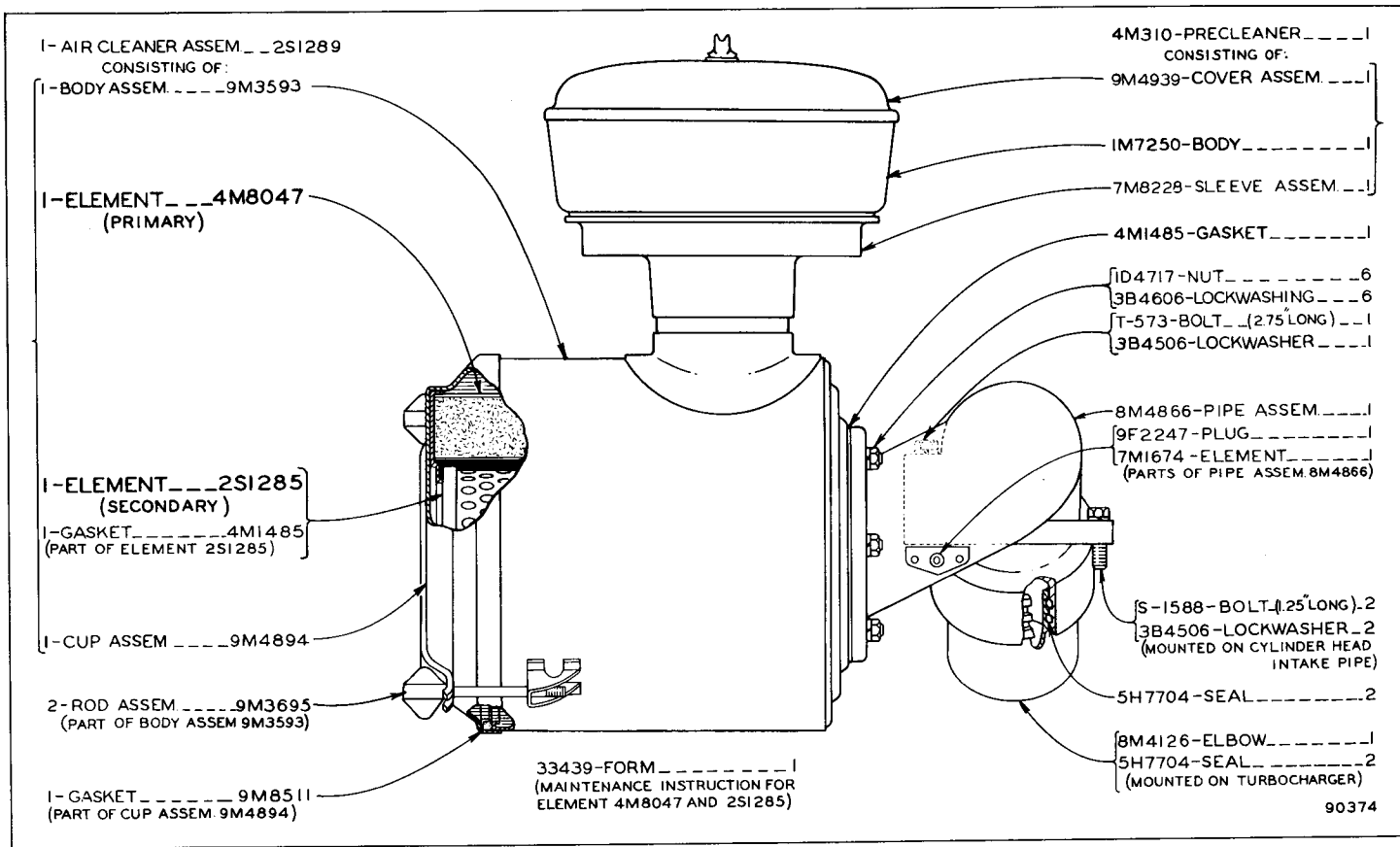
8M4262 MANIFOLD GROUP—Second Type

Part of 8M4455 and 8M6457 Turbocharger Arrangements listed on Page 113

ONLY "CATERPILLAR" PARTS GIVE "CATERPILLAR" PERFORMANCE

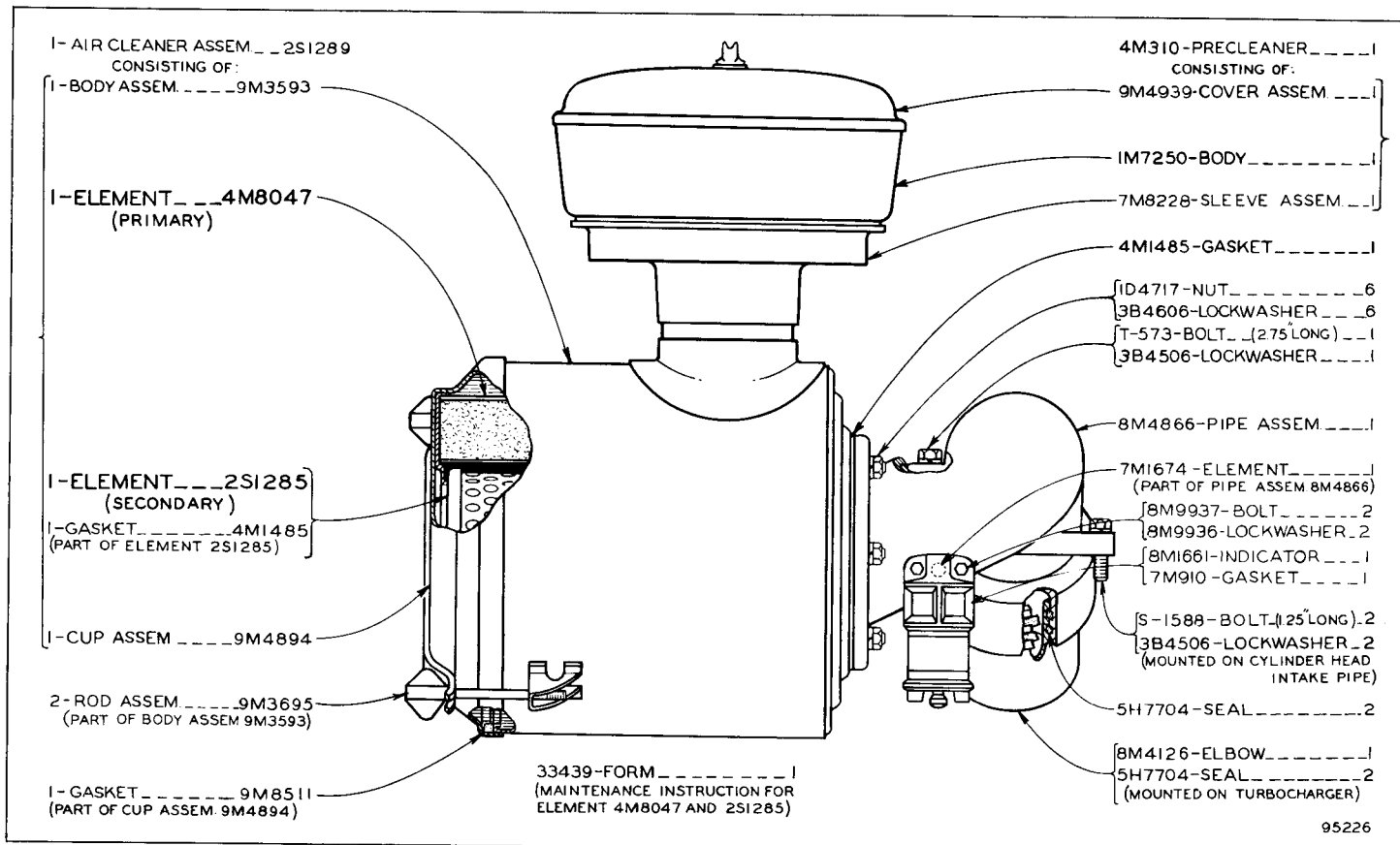


8M5866 MANIFOLD, CARBURETOR AND AIR CLEANER GROUP
 Part of 8M6457 Turbocharger Arrangement listed on Page 113
 7M4048 Carburetor Assembly parts are shown on Page 120



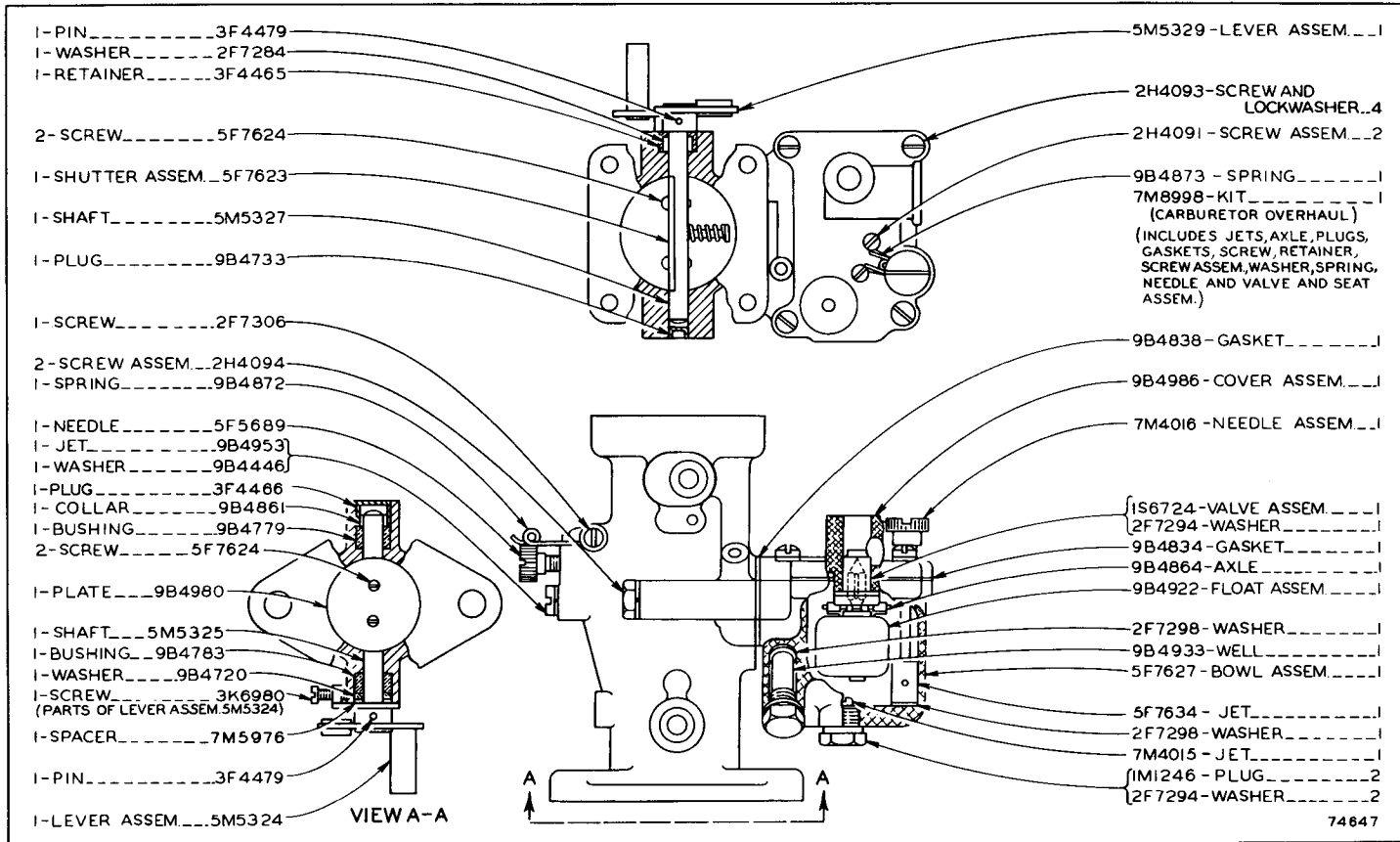
8M4263 AIR CLEANER GROUP—First Type

Part of 8M4455 and 8M6457 Turbocharger Arrangements listed on Page 113



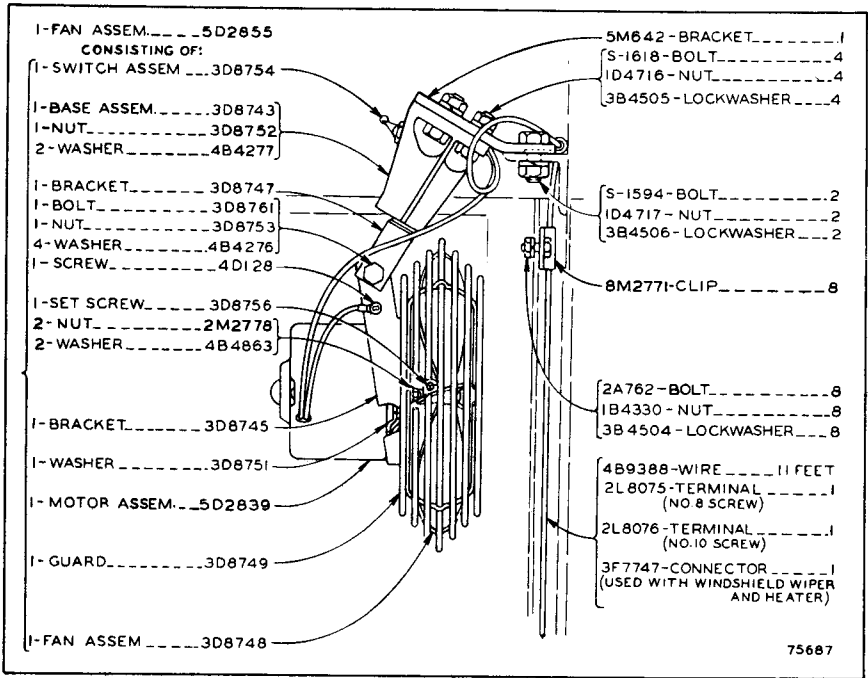
95226

8M4263 AIR CLEANER GROUP—Second Type
Part of 8M4455 and 8M6457 Turbocharger Arrangements listed on Page 113

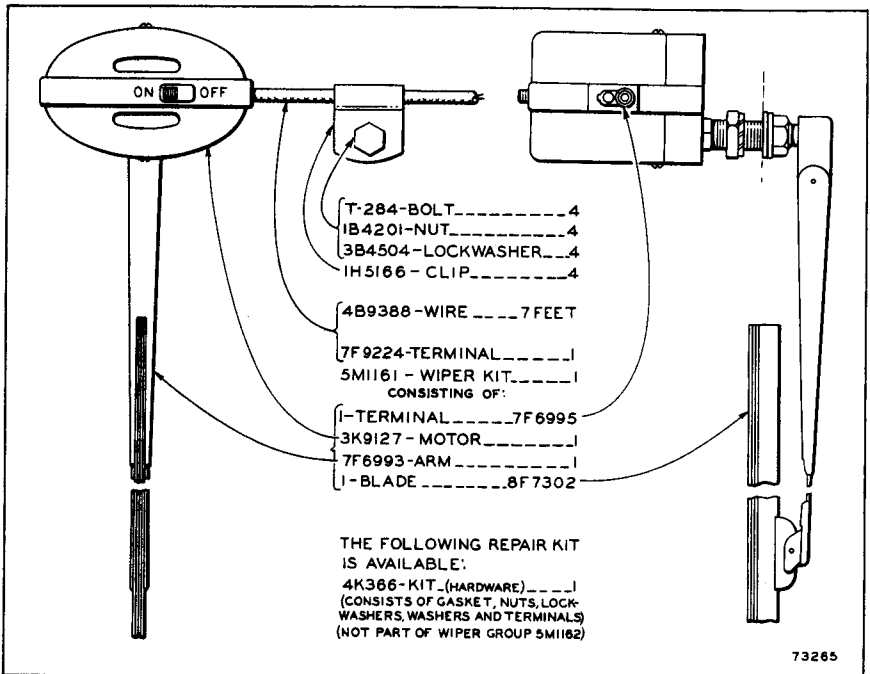


7M4048 CARBURETOR ASSEMBLY

Part of 8M5866 Manifold, Carburetor and Air Cleaner Group shown on Page 118

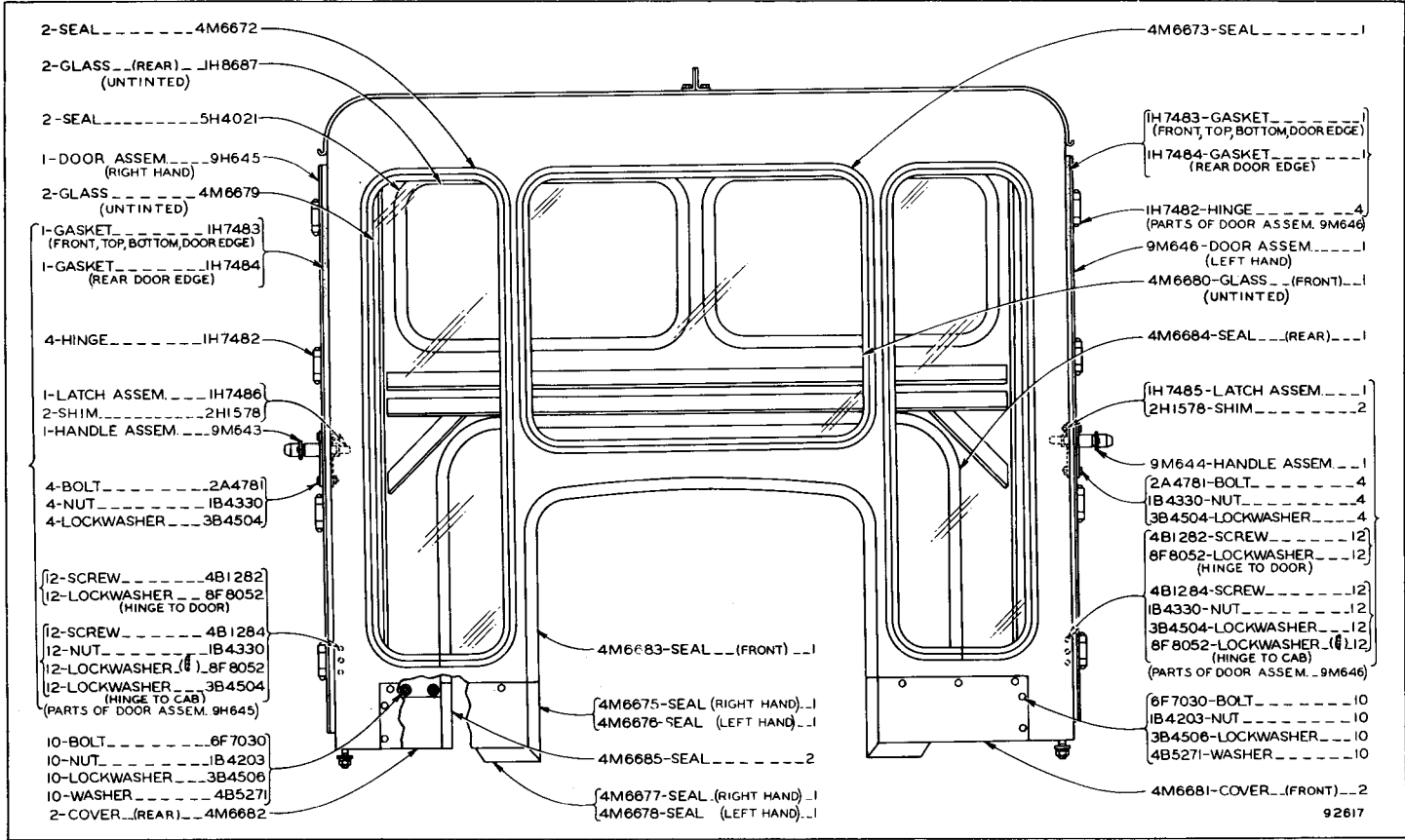


5M2022 DEFROSTER FAN GROUP—12 Volt



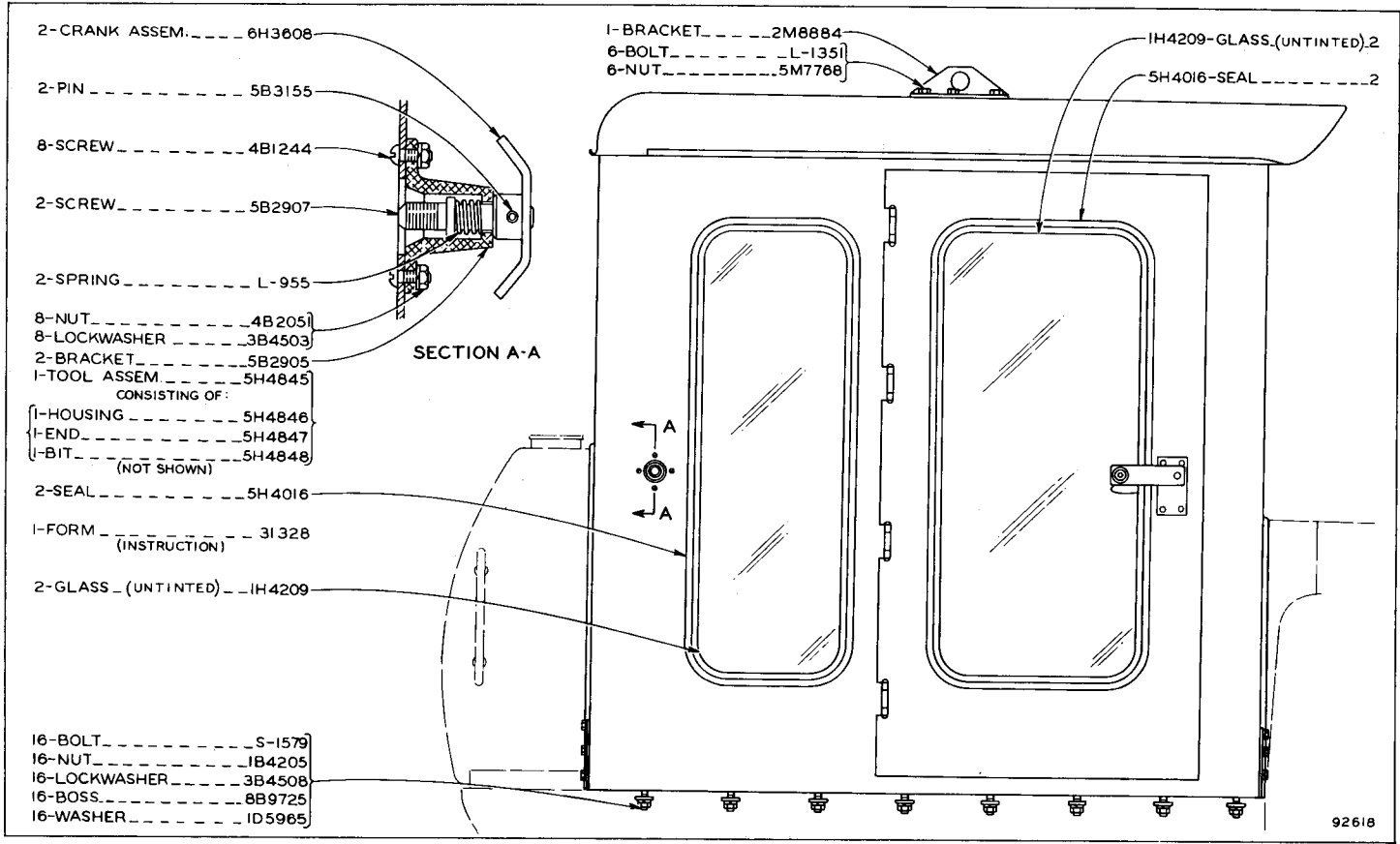
5M1162 WINDSHIELD WIPER GROUP—12 Volt

ONLY "CATERPILLAR" PARTS GIVE "CATERPILLAR" PERFORMANCE

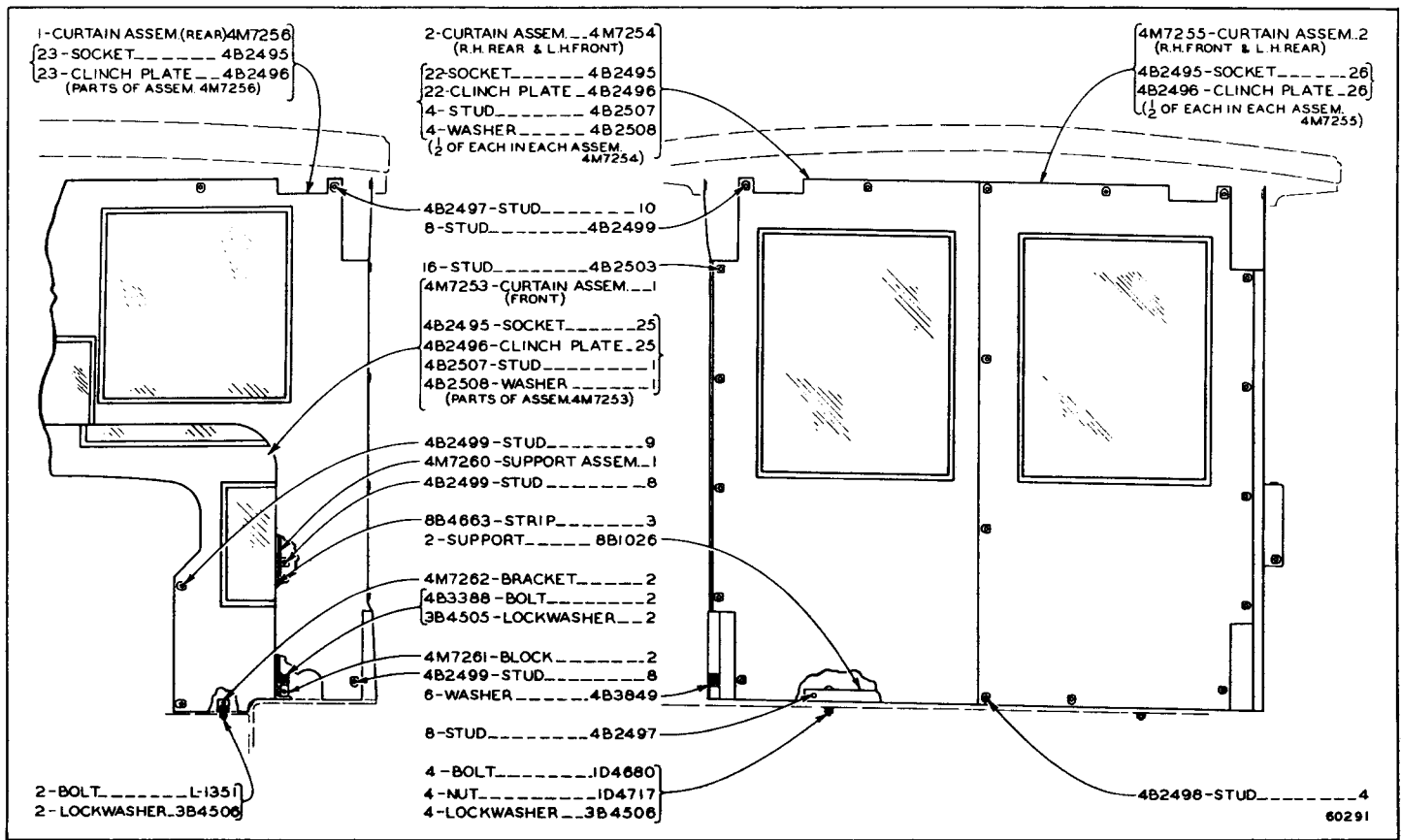


4M6762 CAB GROUP—Front View

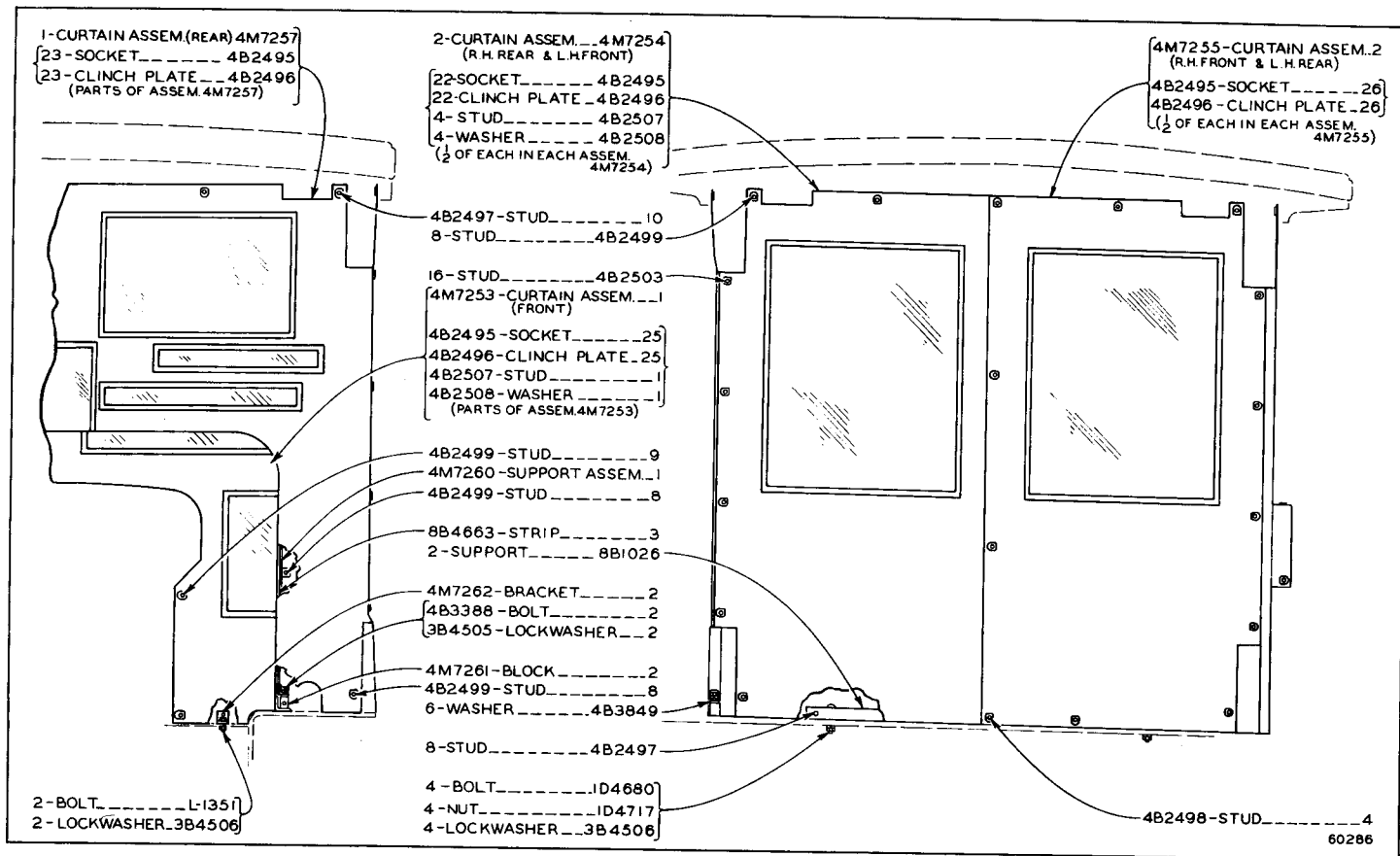
ONLY "CATERPILLAR" PARTS GIVE "CATERPILLAR" PERFORMANCE



ALWAYS GIVE SERIAL NUMBER WHEN ORDERING PARTS

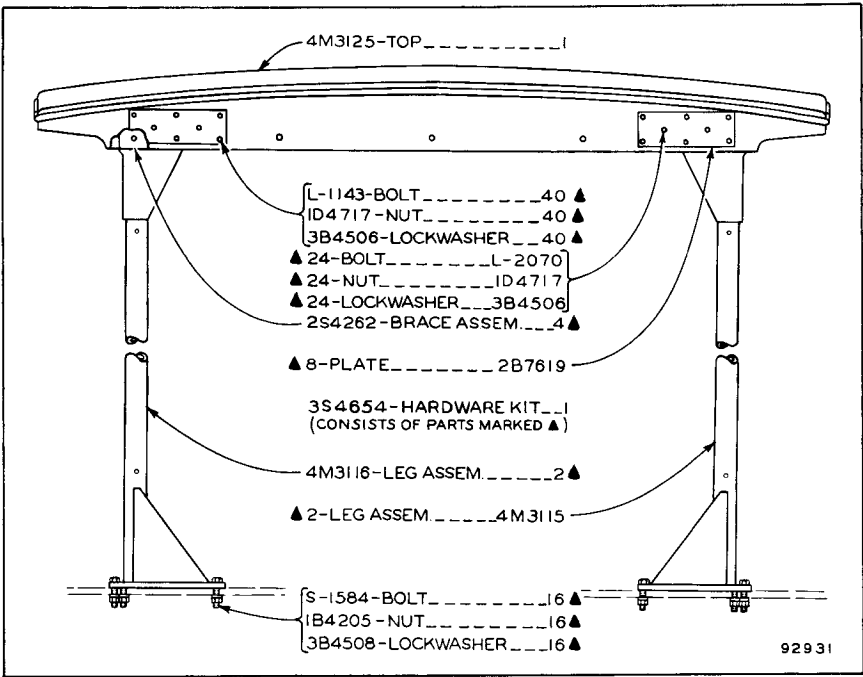


4M7263 CANOPY CURTAIN GROUP

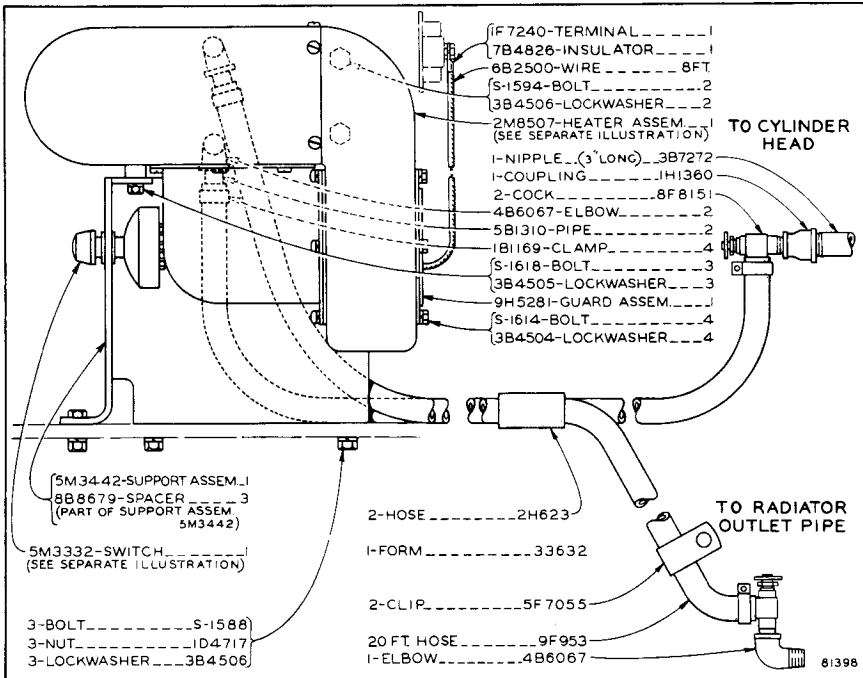


4M7723 CANOPY CURTAIN GROUP
 For use with a Rear Cable Control

60286



4M3113 CANOPY GROUP

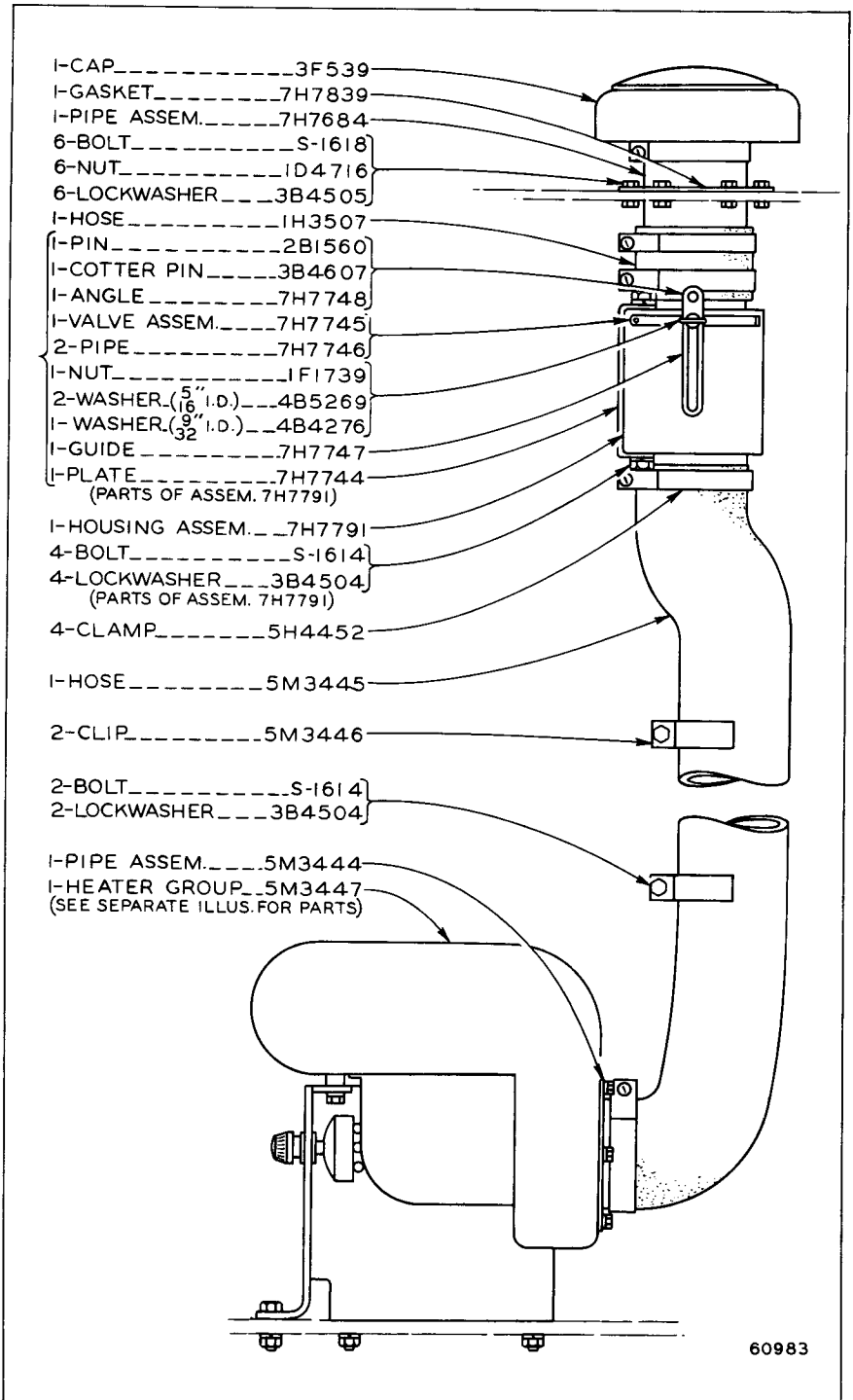


5M3447 CAB HEATER GROUP—Recirculating—12 Volt

Also part of 5M3448 Cab Heater Group

2M8507 Heater Assembly and 5M3332 Switch Assembly parts are shown on Page 128

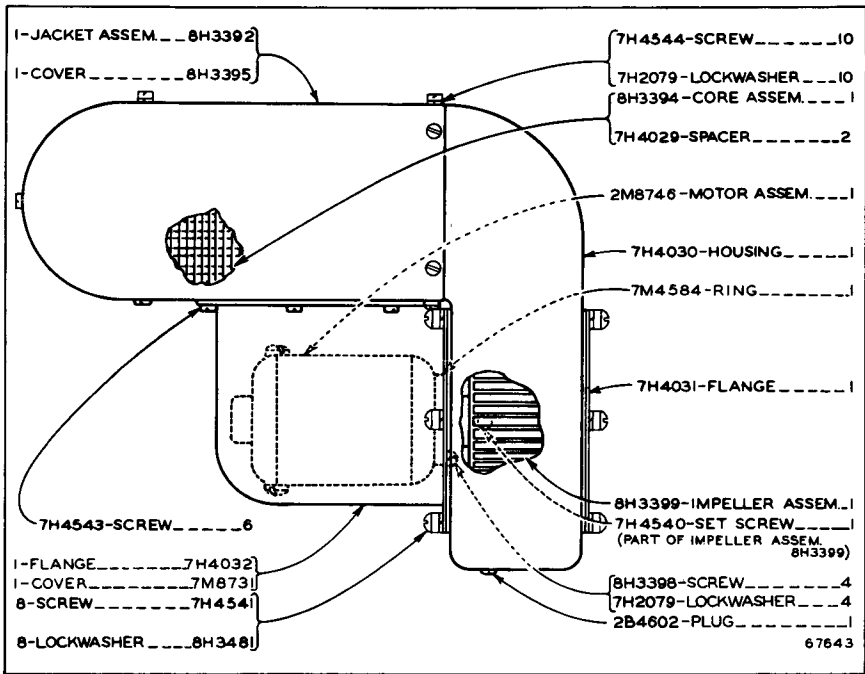
ALWAYS GIVE SERIAL NUMBER WHEN ORDERING PARTS



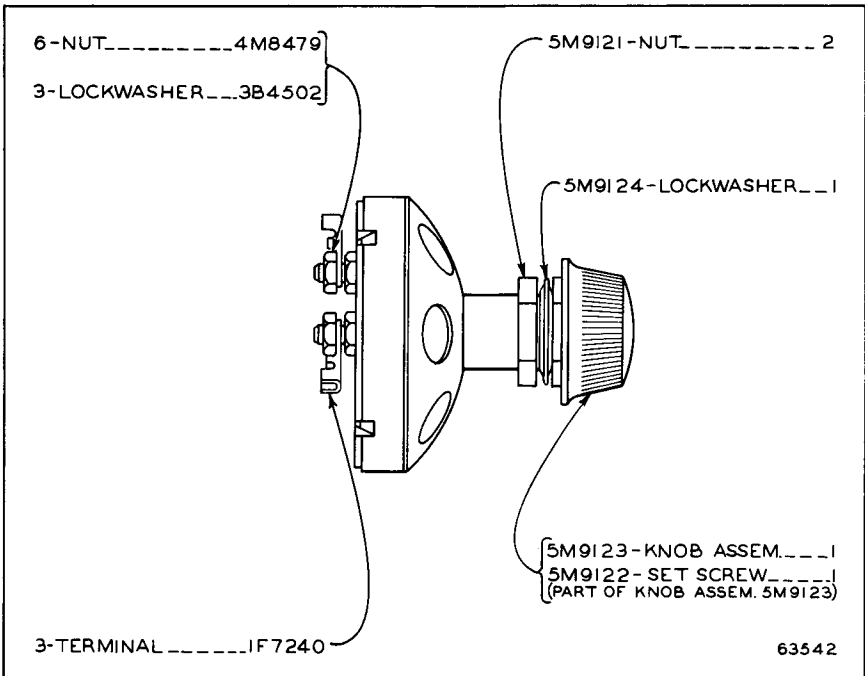
60983

5M3448 CAB HEATER GROUP—Fresh Air—12 Volt

ONLY "CATERPILLAR" PARTS GIVE "CATERPILLAR" PERFORMANCE

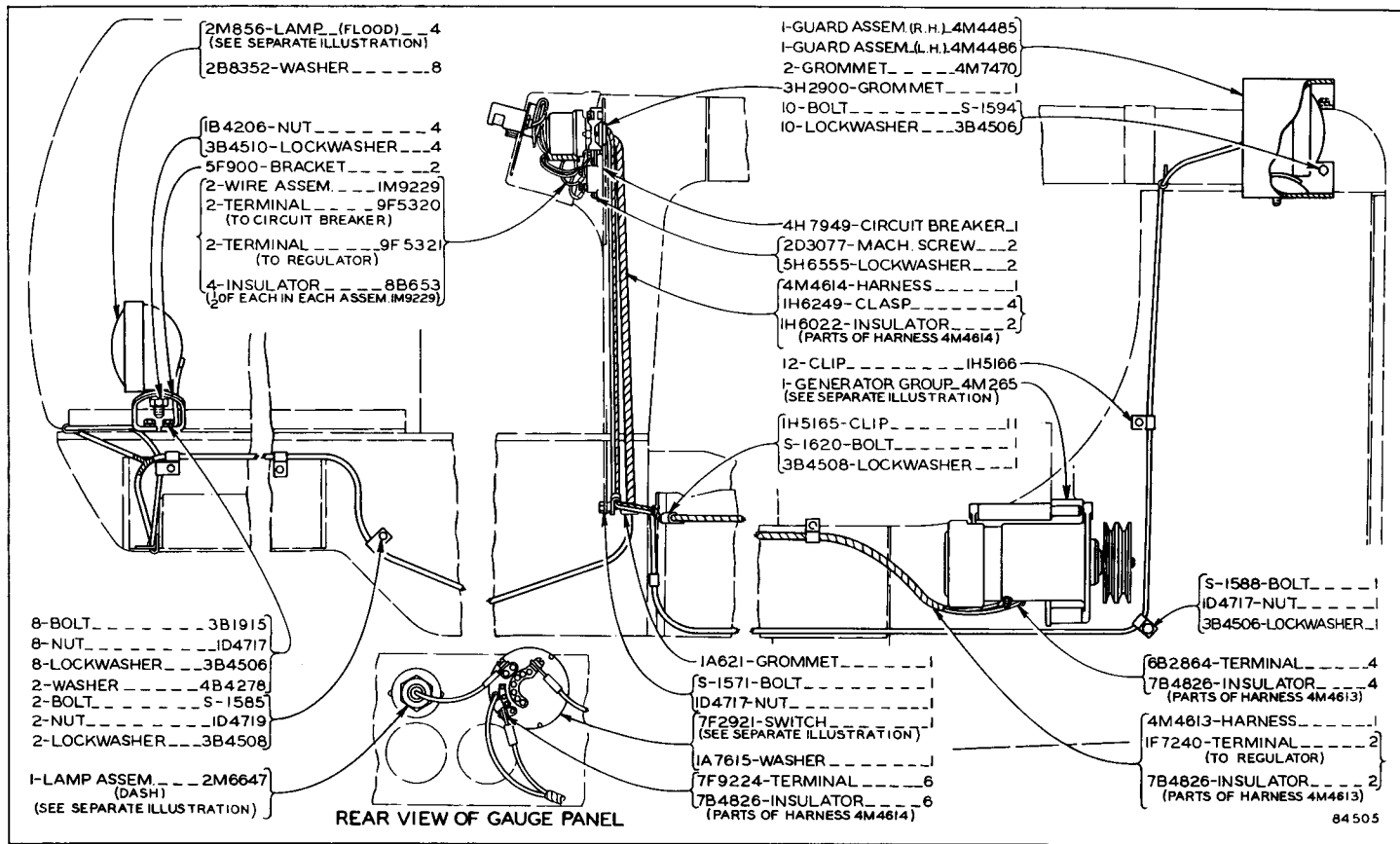


2M8507 HEATER ASSEMBLY—12 Volt
 Part of 5M3447 Cab Heater Group shown on Page 126



5M3332 SWITCH ASSEMBLY—12 Volt
 Part of 5M3447 Cab Heater Group shown on Page 126

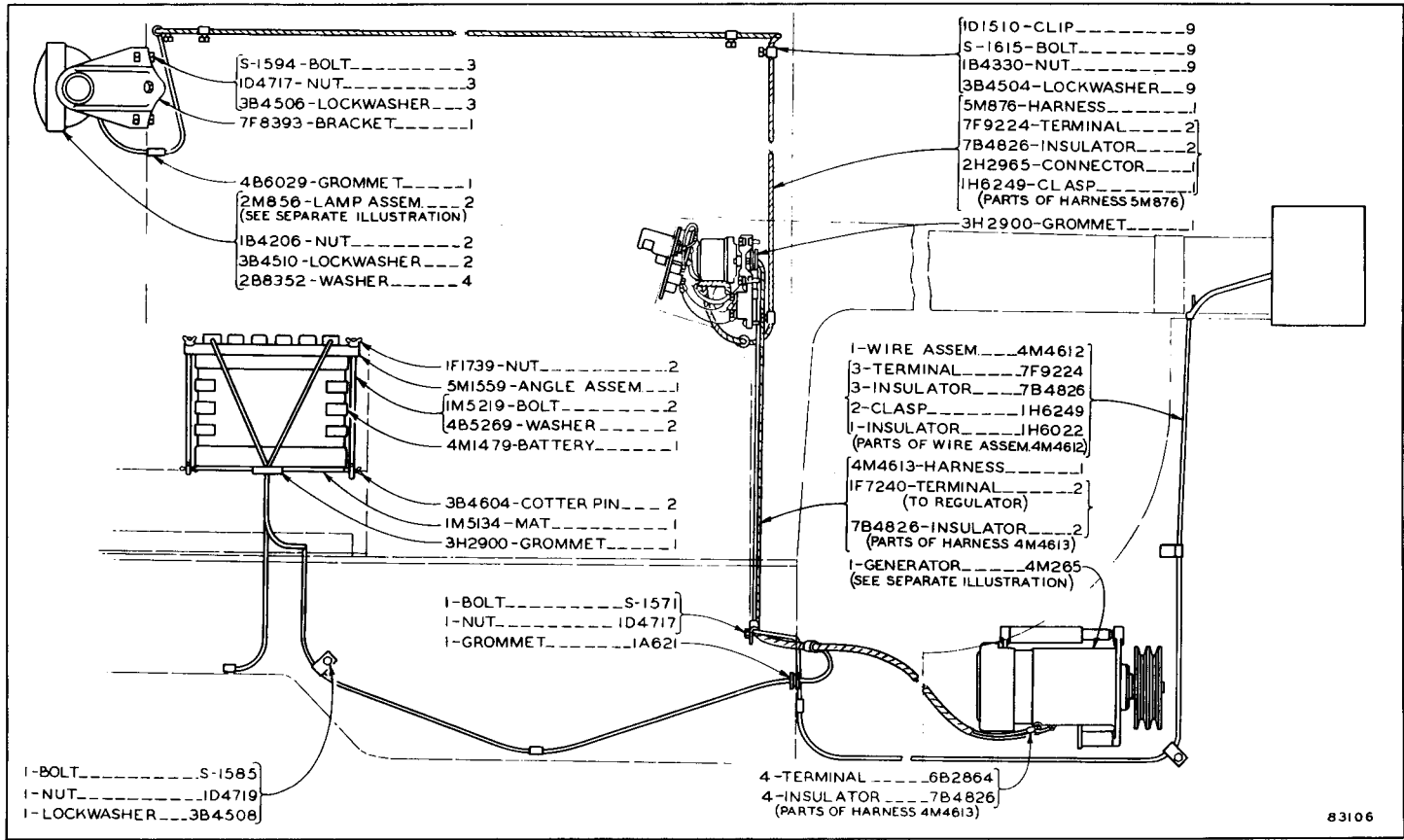
ALWAYS GIVE SERIAL NUMBER WHEN ORDERING PARTS



4M4576 LIGHTING SYSTEM GROUP—12 Volt, 4 Lamp—Without Battery—Side View

For use without Cab

2M856 Flood Lamp Assembly, 2M6647 Dash Lamp Assembly, 4M265 Generator Group and 7F2921 Combination Switch parts are shown on Pages 140, 141, 142 and 145

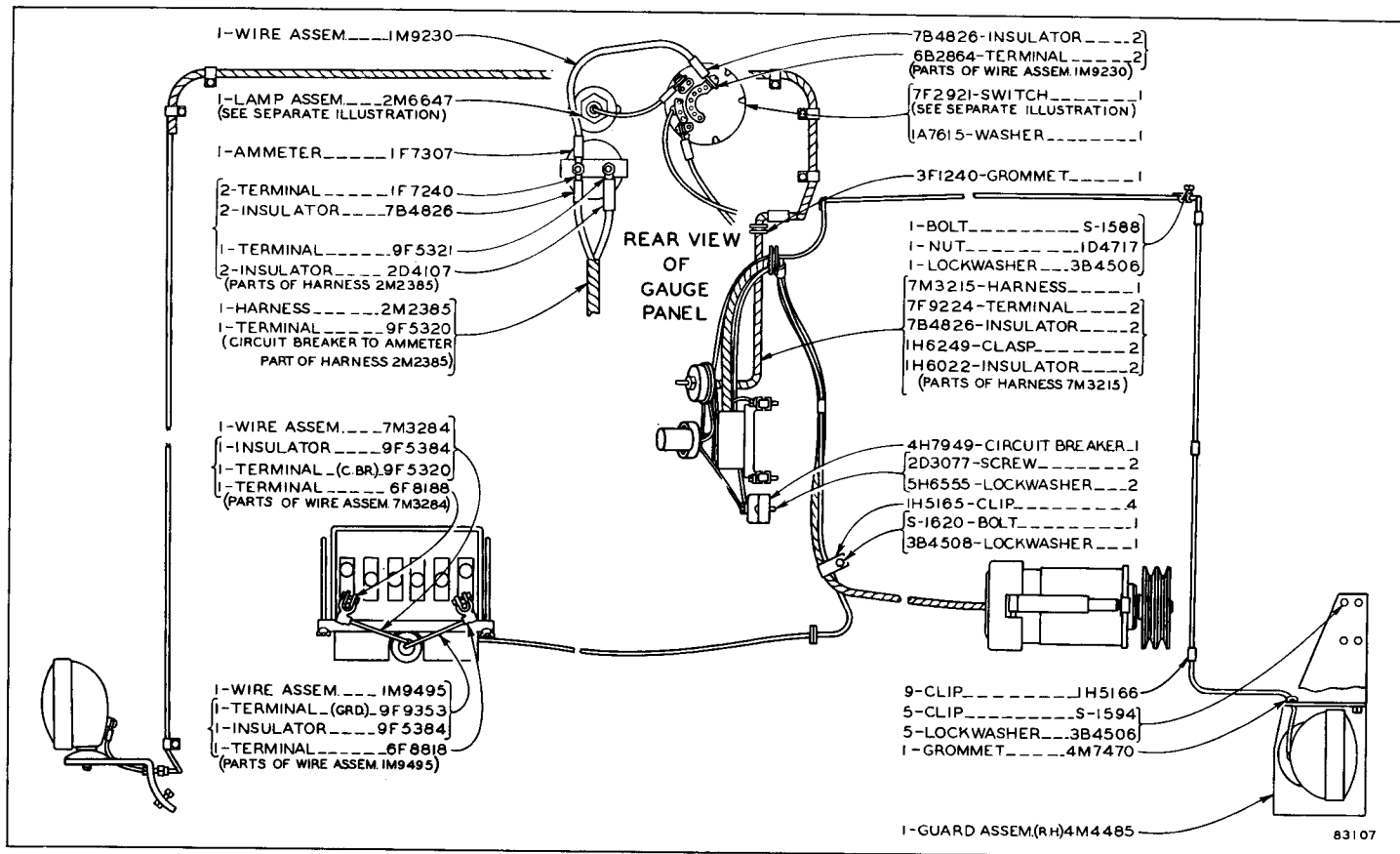


83106

4M4572 LIGHTING SYSTEM GROUP—12 Volt, 2 Lamp—With Battery—Part One

For use with Cab

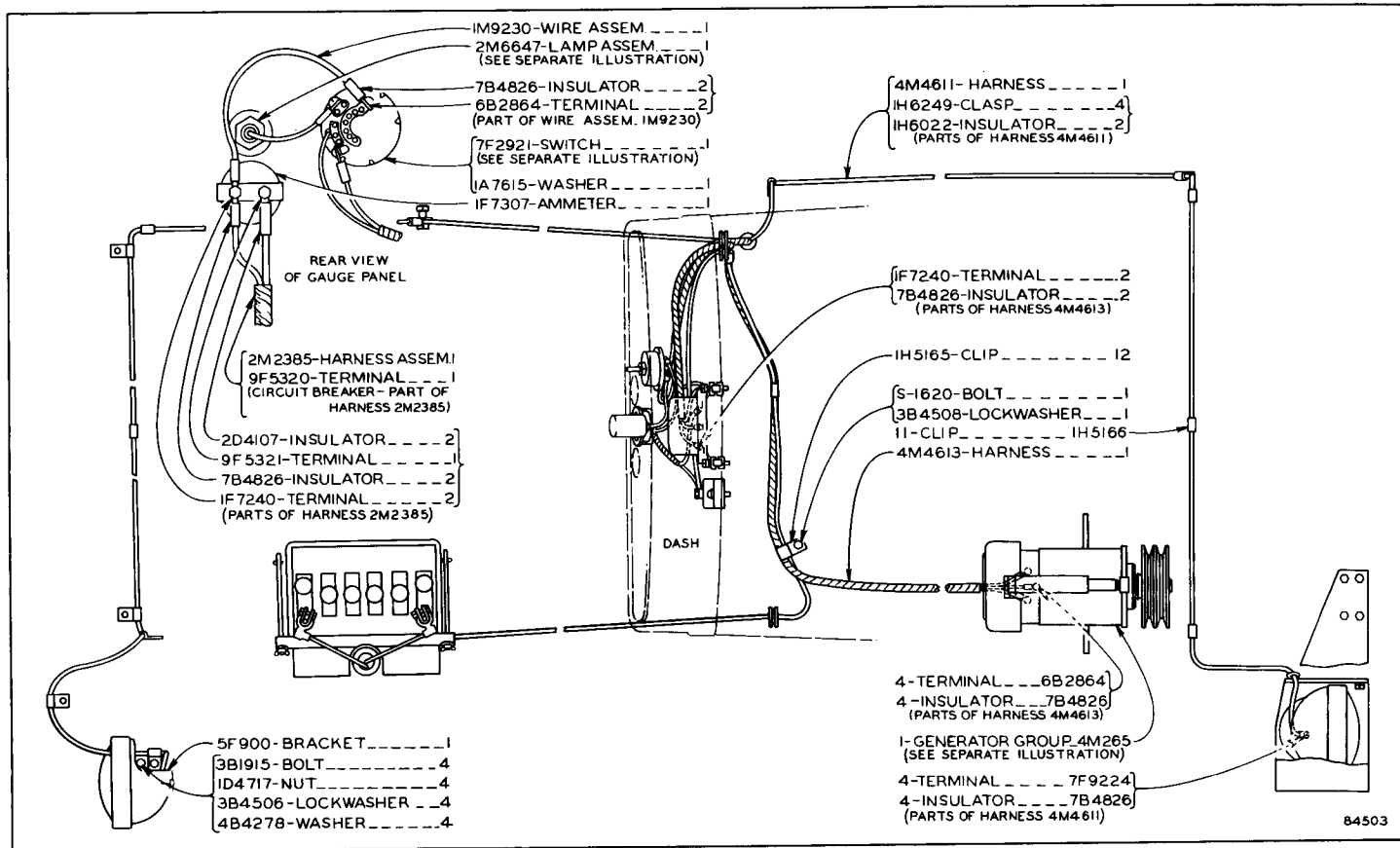
2M856 Flood Lamp Assembly and 4M265 Generator Group parts are shown on Pages 140 and 142



4M4572 LIGHTING SYSTEM GROUP—12 Volt, 2 Lamp—With Battery—Part Two

For use with Cab

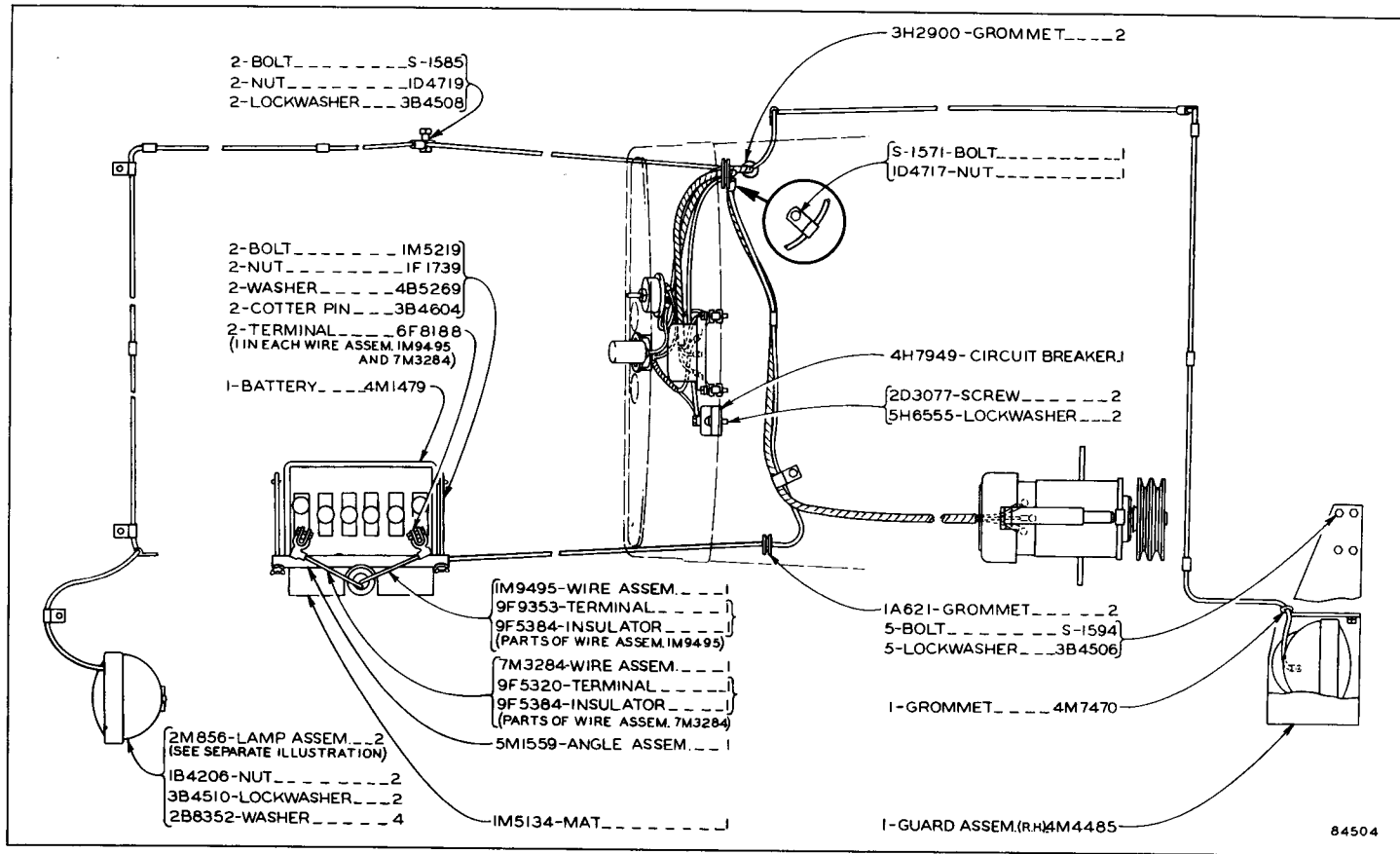
2M6647 Dash Lamp Assembly and 7F2921 Combination Switch parts are shown on Pages 141 and 145



4M4574 LIGHTING SYSTEM GROUP—12 Volt, 2 Lamp—With Battery—Part One

For use without Cab

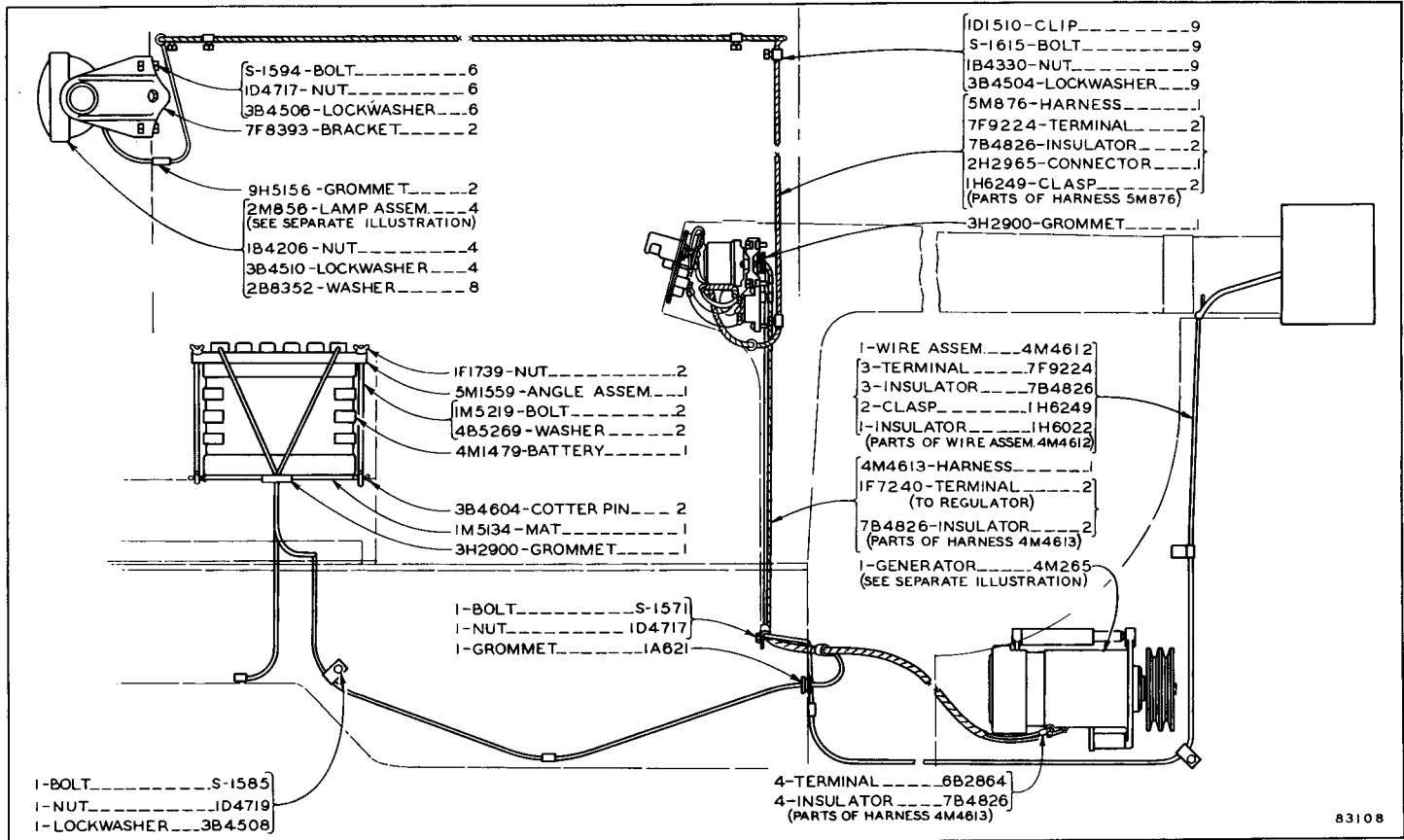
2M6647 Dash Lamp Assembly, 4M265 Generator Group and 7F2921 Combination Switch parts are shown on Pages 141, 142 and 145



4M4574 LIGHTING SYSTEM GROUP—12 Volt, 2 Lamp—With Battery—Part Two

For use without Cab

2M856 Flood Lamp Assembly parts are shown on Page 140

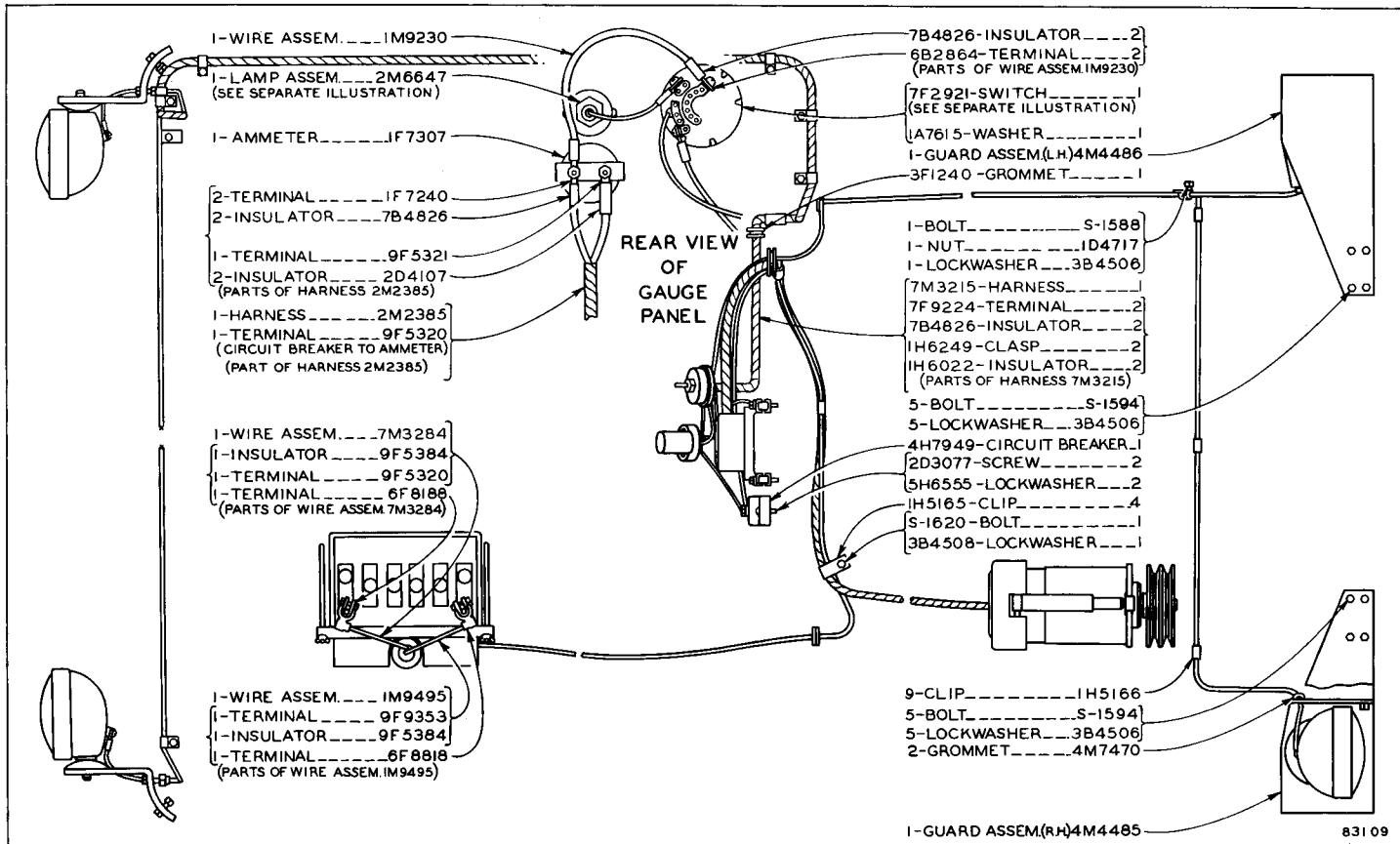


83108

4M4573 LIGHTING SYSTEM GROUP—12 Volt, 4 Lamp—With Battery—Part One

For use with Cab

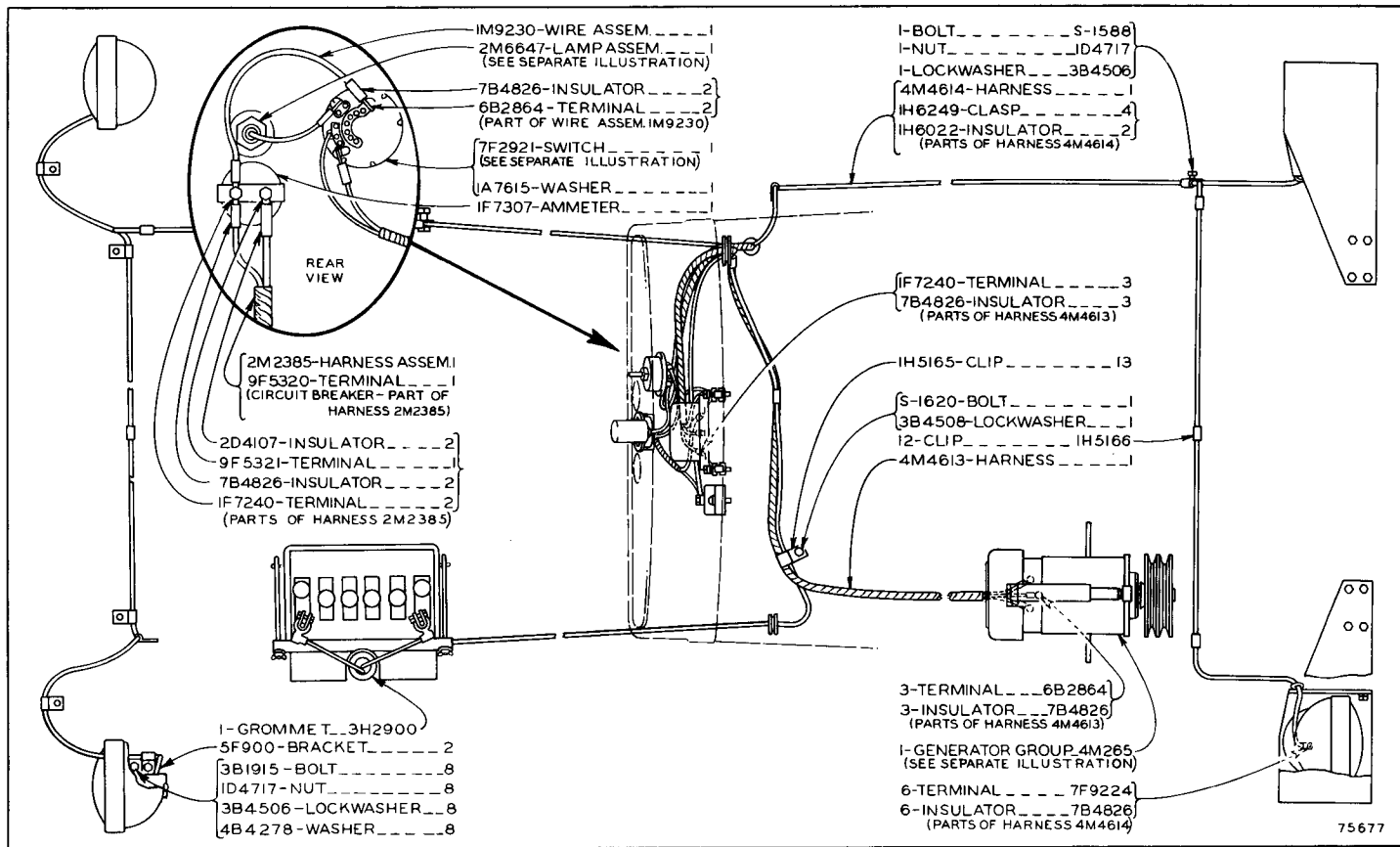
2M856 Flood Lamp Assembly and 4M265 Generator Group parts are shown on Pages 140 and 142



4M4573 LIGHTING SYSTEM GROUP—12 Volt, 4 Lamp—With Battery—Part Two

For use with Cab

2M6647 Dash Lamp Assembly and 7F2921 Combination Switch parts are shown on Pages 141 and 145

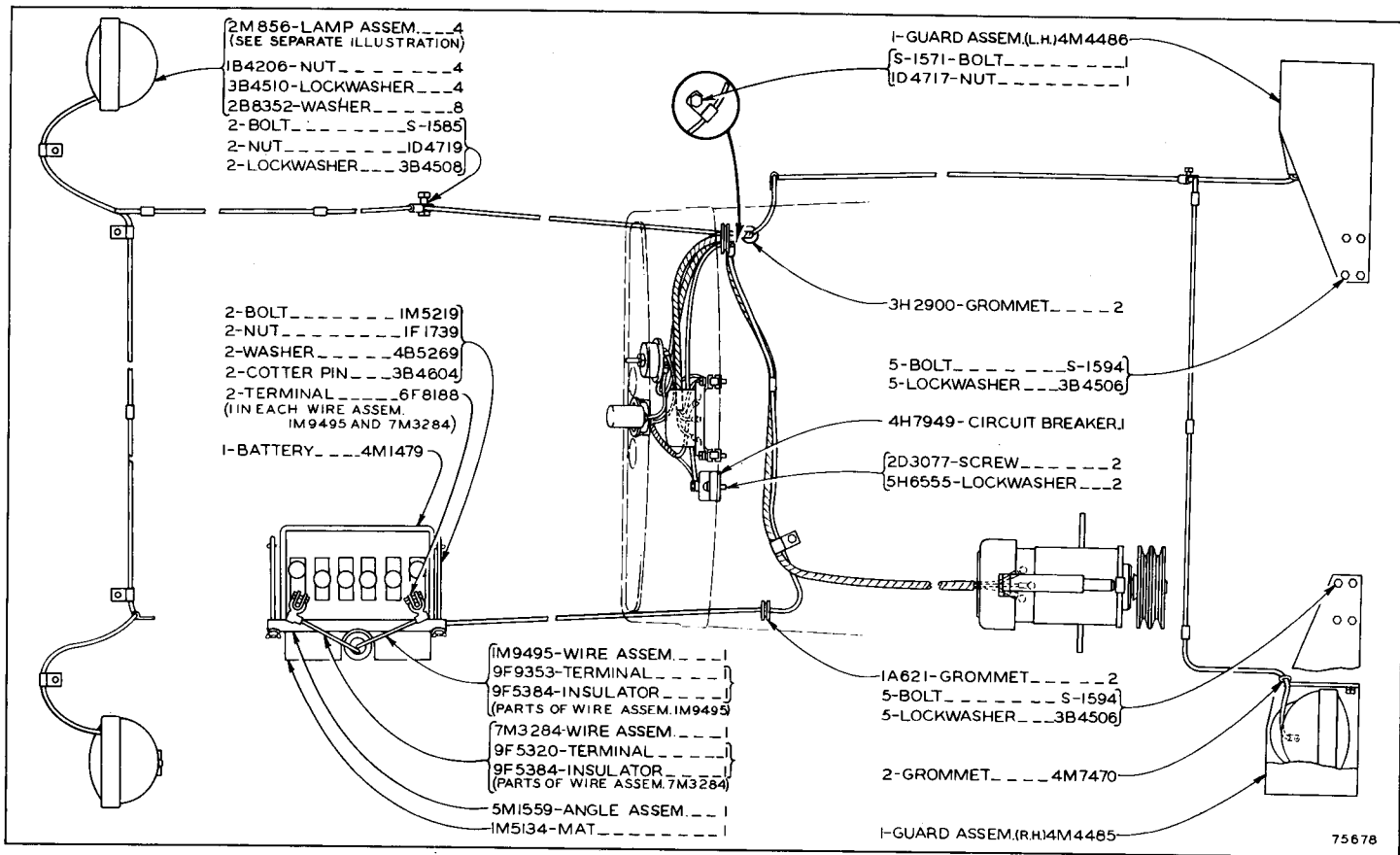


4M4575 LIGHTING SYSTEM GROUP—12 Volt, 4 Lamp—With Battery—Part One

For use without Cab

2M6647 Dash Lamp Assembly, 4M265 Generator Group and 7F2921 Combination Switch parts are shown on Pages 141, 142 and 145

75677

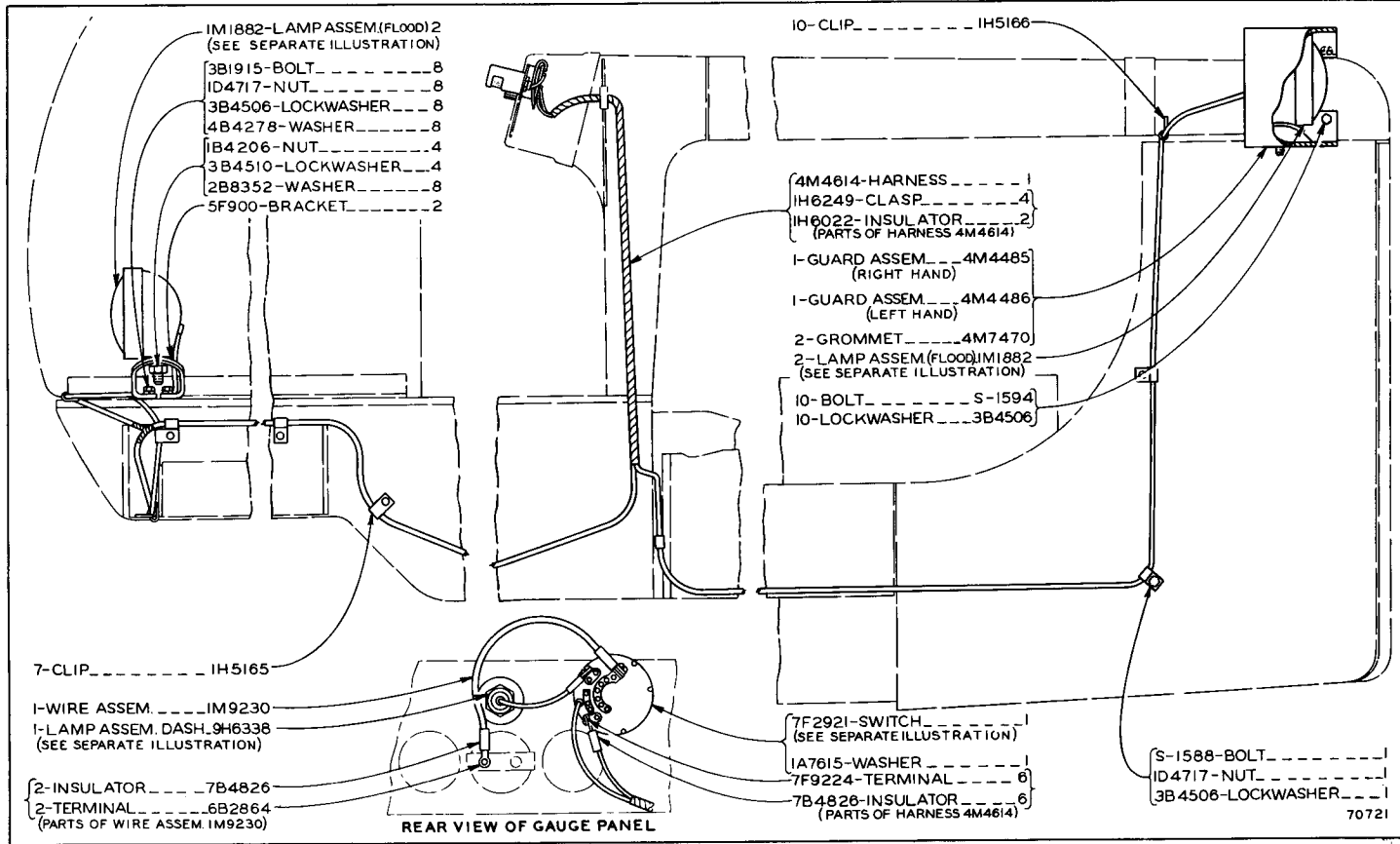


4M4575 LIGHTING SYSTEM GROUP—12 Volt, 4 Lamp—With Battery—Part Two

For use without Cab

2M856 Flood Lamp Assembly parts are shown on Page 140

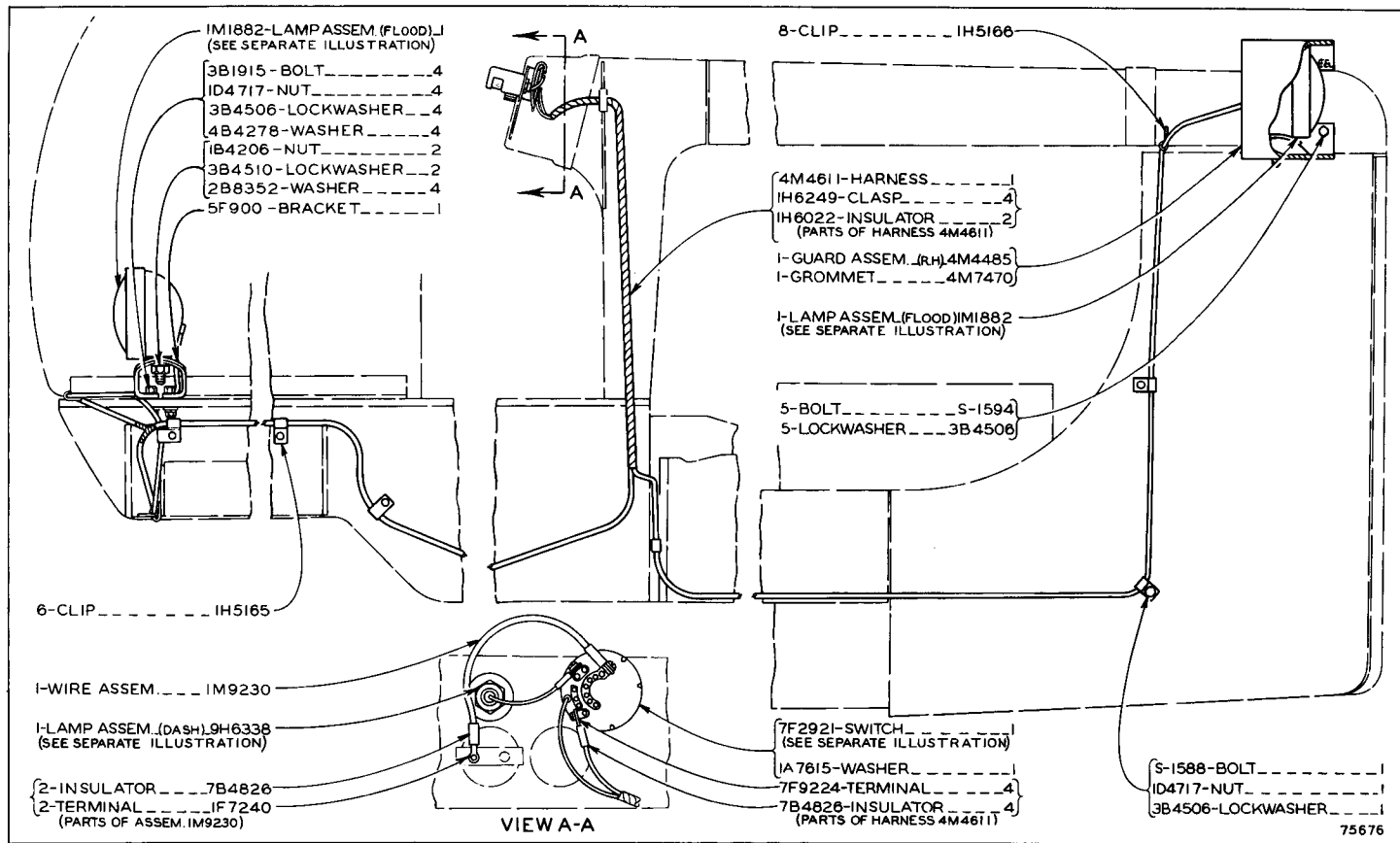
75678



4M4579 LIGHTING SYSTEM GROUP—24 Volt, 4 Lamp—Without Battery—Side View

For use without Cab and with 24 Volt Starting

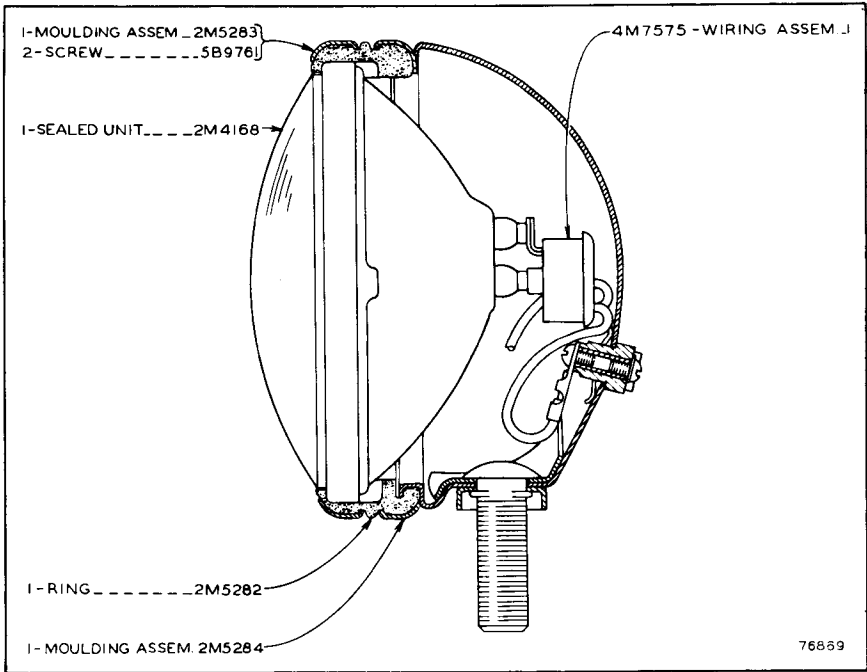
1M1882 Flood Lamp Assembly, 9H6338 Dash Lamp Assembly and 7F2921 Combination Switch parts are shown on Pages 140, 141 and 145



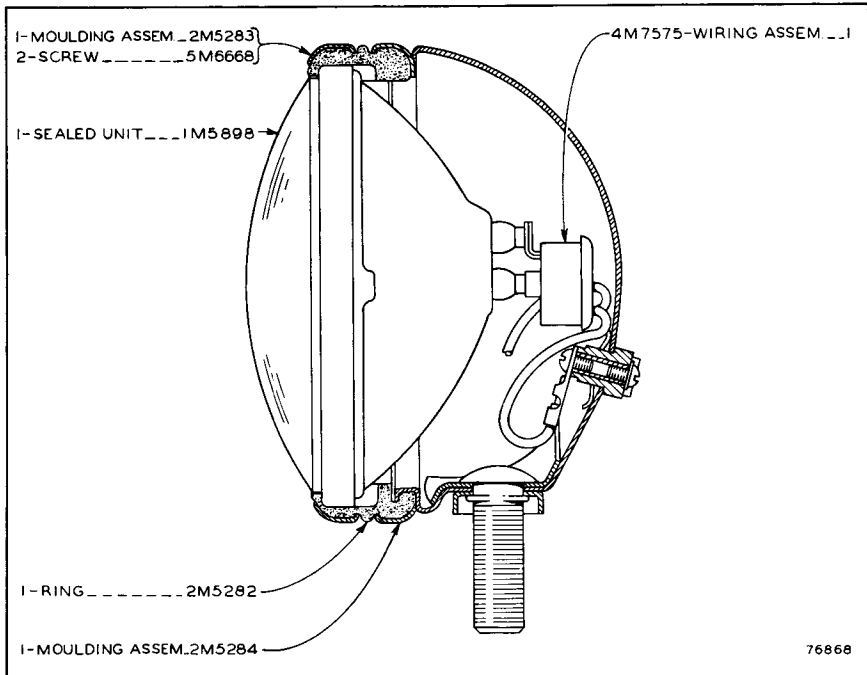
4M4578 LIGHTING SYSTEM GROUP—24 Volt, 2 Lamp—Without Battery—Side View

For use without Cab and with 24 Volt Starting

IM1882 Flood Lamp Assembly, 9H6338 Dash Lamp Assembly and 7F2921 Combination Switch parts are shown on Pages 140, 141 and 145

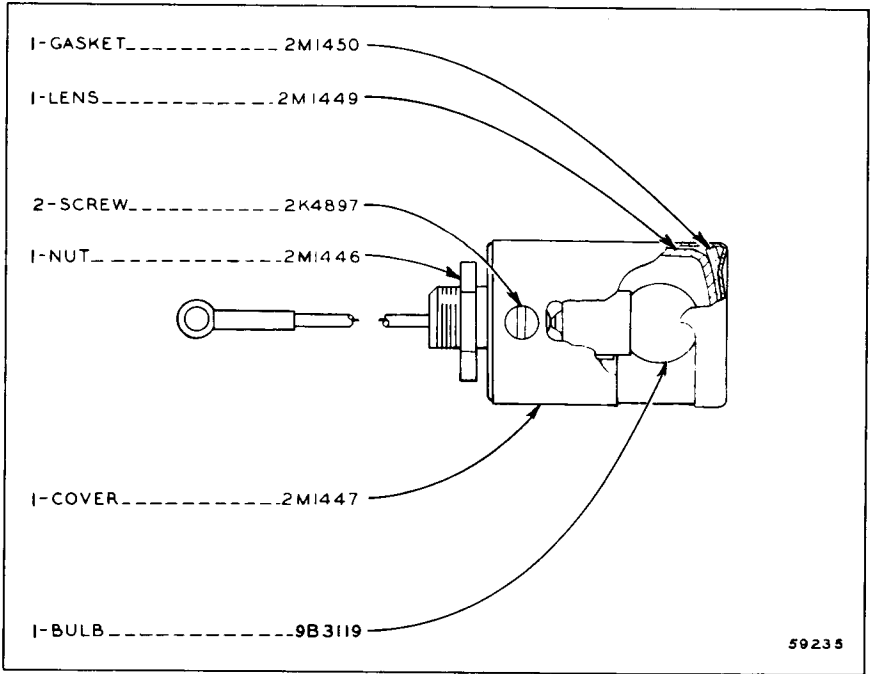


2M856 FLOOD LAMP ASSEMBLY—12 Volt
Part of Lighting System Groups shown on Pages 129 through 137

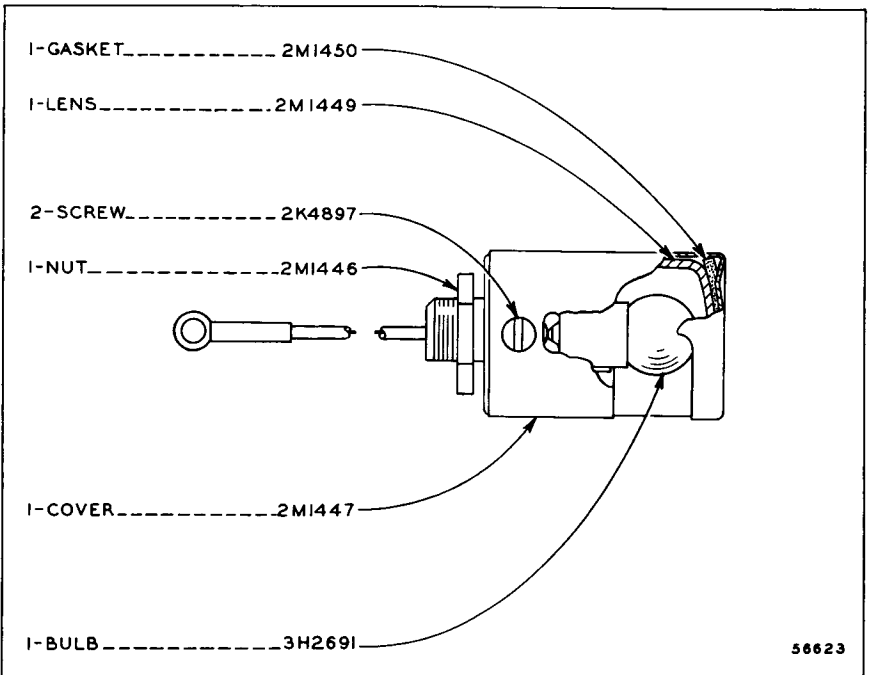


1M1882 FLOOD LAMP ASSEMBLY—24 Volt
Part of 4M4579 and 4M4578 Lighting System Groups shown on Pages 138 and 139

ALWAYS GIVE SERIAL NUMBER WHEN ORDERING PARTS

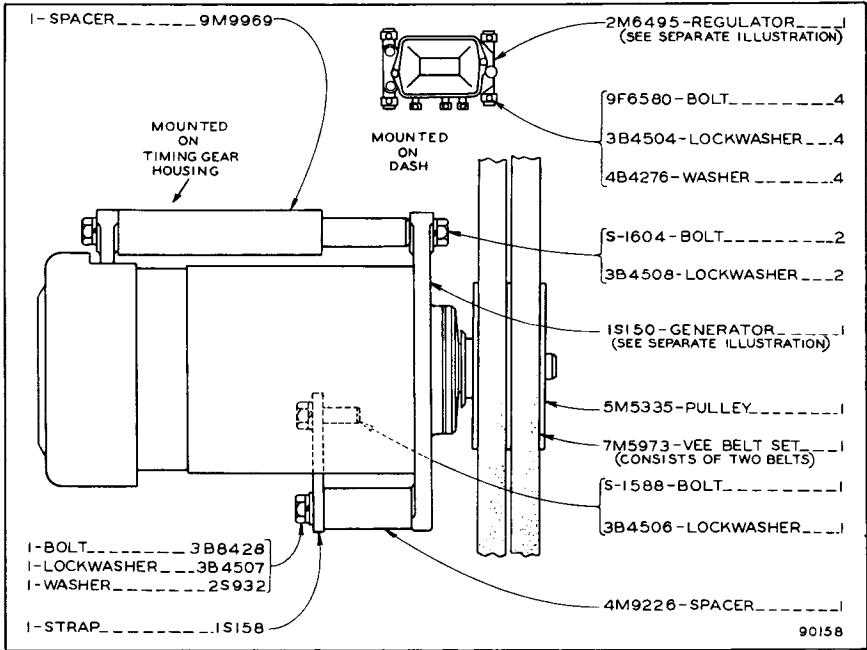


2M6647 DASH LAMP ASSEMBLY—12 Volt
 Part of Lighting System Groups shown on Pages 129 through 137



9H6338 DASH LAMP ASSEMBLY—24 Volt
 Part of 4M4579 and 4M4578 Lighting System Groups shown on Pages 138 and 139

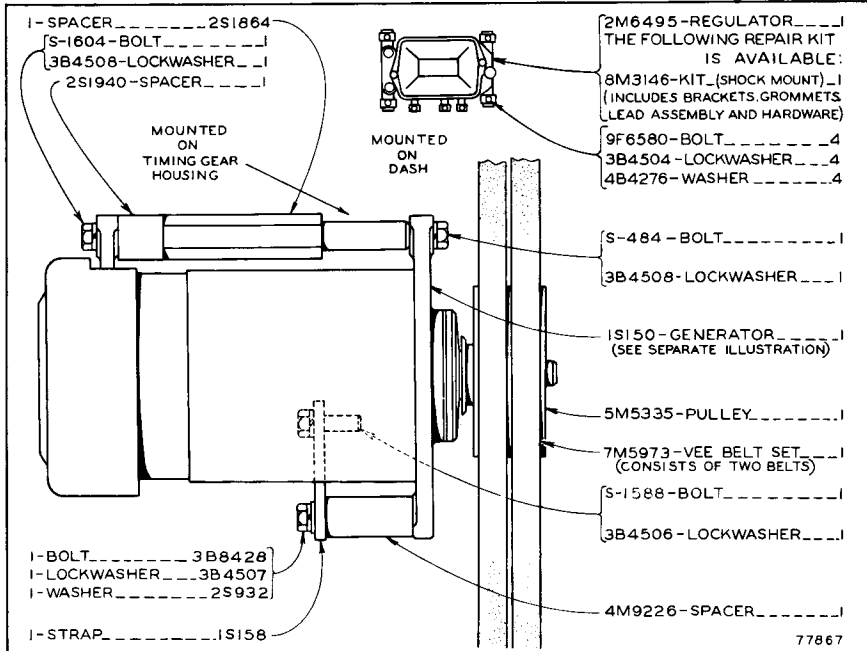
ONLY "CATERPILLAR" PARTS GIVE "CATERPILLAR" PERFORMANCE



4M265 GENERATOR GROUP—12 Volt, 24 Ampere—First Type

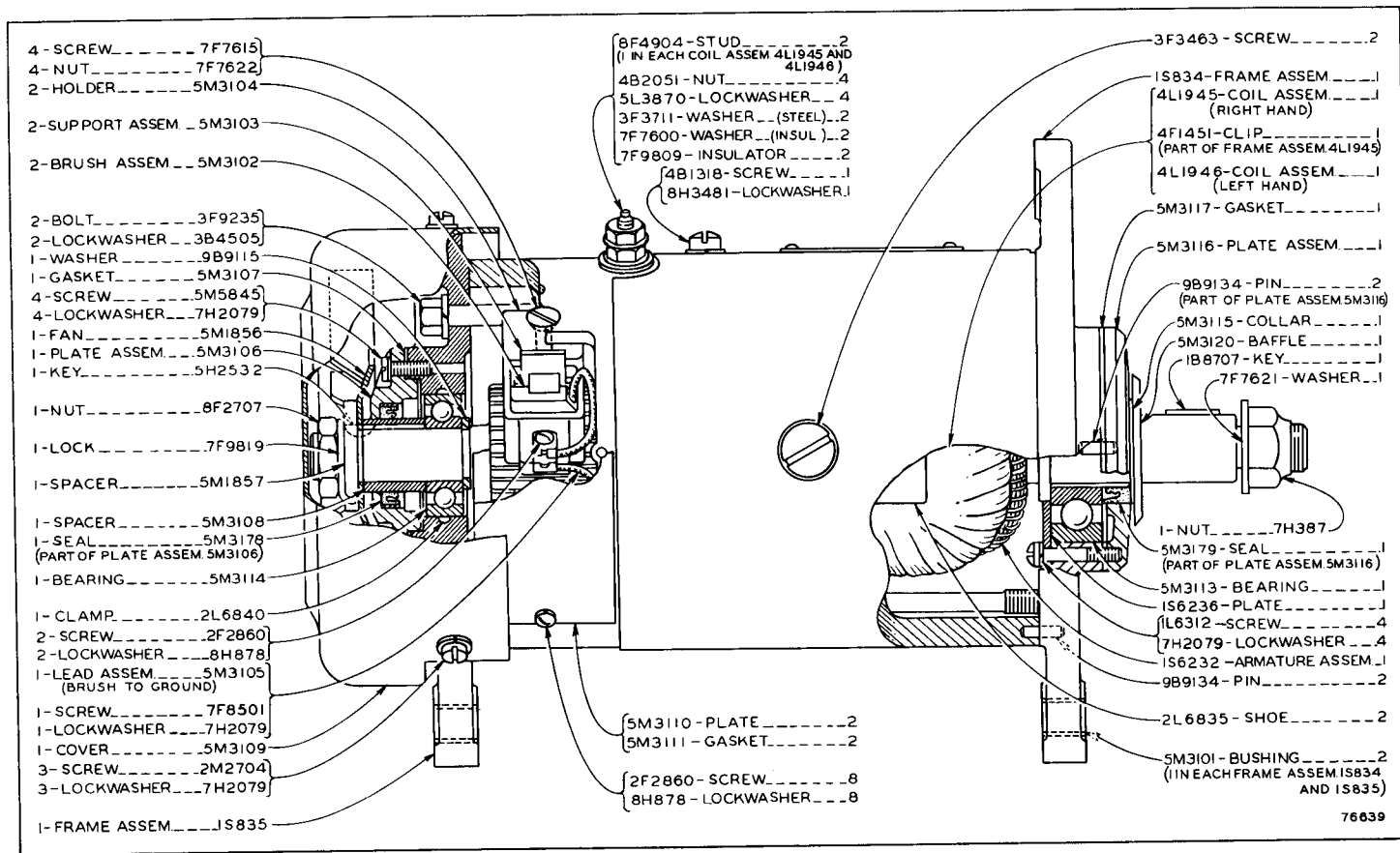
Part of Lighting System Groups and 9M1763 Electric Starting Arrangement shown on Pages 129 through 137 and 146

2M6495 Regulator Assembly parts are shown on Page 144

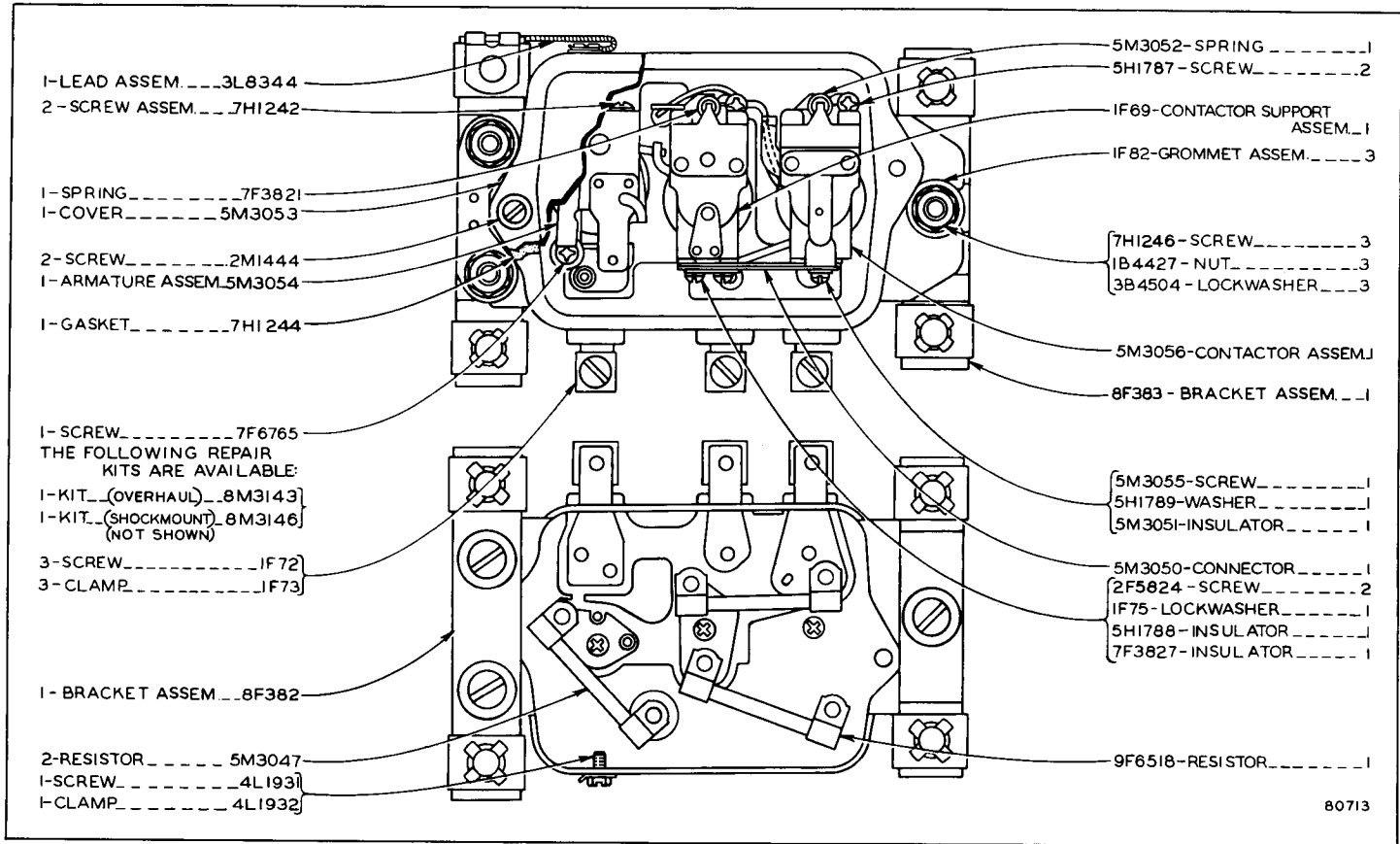


4M265 GENERATOR GROUP—12 Volt, 24 Ampere—Second Type

Part of Lighting System Groups and 9M1763 Electric Starting Arrangement shown on Pages 129 through 137 and 146

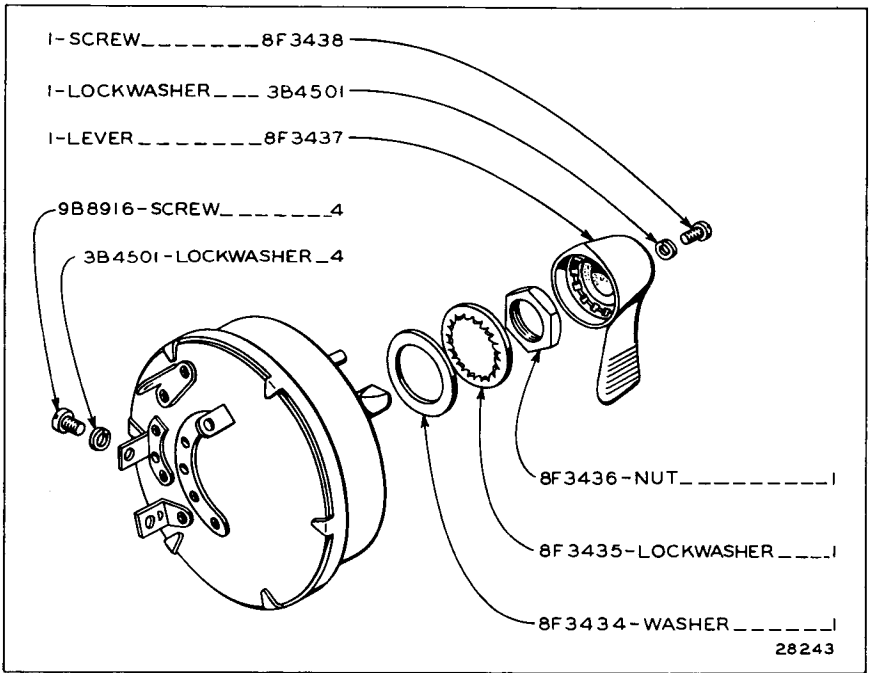


IS150 GENERATOR ASSEMBLY—12 Volt, 24 Ampere
 Part of 4M265 Generator Group



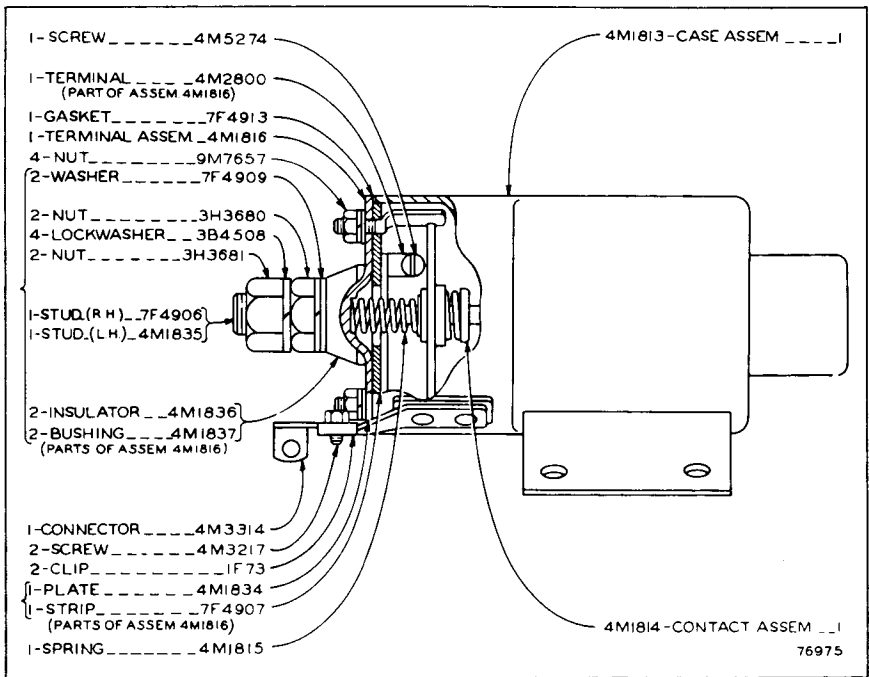
80713

2M6495 REGULATOR ASSEMBLY—12 Volt, 24 Ampere
Part of 4M265 Generator Group shown on Page 142



7F2921 COMBINATION SWITCH

Part of Lighting System Groups shown on Pages 129 through 139



4M1812 SOLENOID SWITCH ASSEMBLY

Part of 8H1913 Motor Assembly shown on Page 148

9M1762 For use with Lights

Consists of:		Page
	9H3675 Electric Starter Group	147
	4M3015 Choke and Throttle Control Group	165
	4M3063 Clutch, Pinion and Brake Control Group	166
	4M3064 Compression Release Control Group	152
	4M4571 Wiring Group	155
	8M1518 Choke and Throttle Control Group	164
	8M4261 Fuel System Group	153
	8M3604 Cover Assembly—Breather	

9M1763 For use without Lights

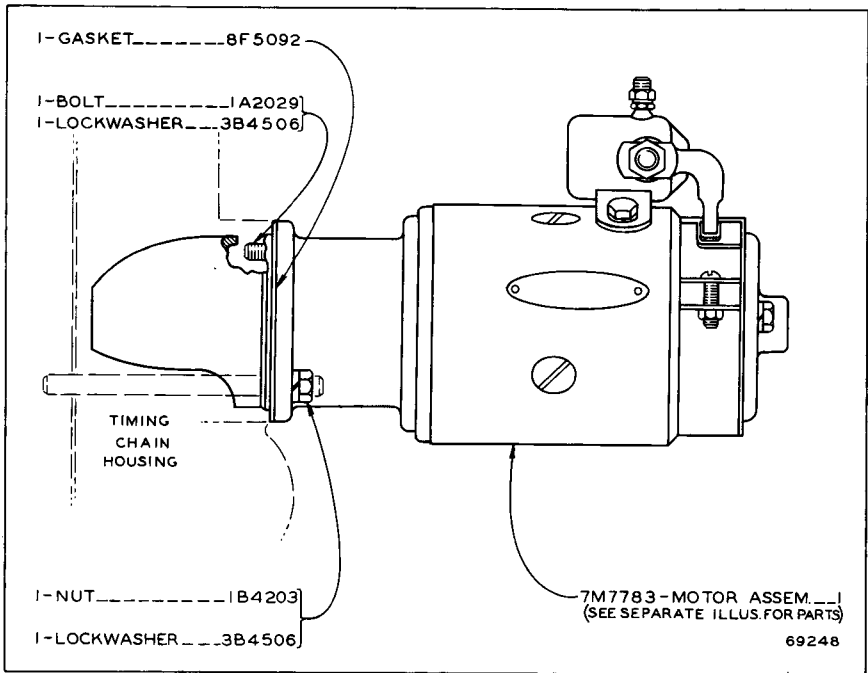
Consists of:		Page
	9H3675 Electric Starter Group	147
	2M7443 Battery and Wiring Group	156
	4M265 Generator Group	142
	4M3015 Choke and Throttle Control Group	165
	4M3063 Clutch, Pinion and Brake Control Group	166
	4M3064 Compression Release Control Group	152
	8M1518 Choke and Throttle Control Group	164
	8M4261 Fuel System Group	153
	8M3604 Cover Assembly—Breather	

ELECTRIC STARTING ARRANGEMENTS—12 Volt

Consists of:		Page
	Cylinder Head Assembly	151
	Flywheel	152
	1M55 Starting Motor Group	147
	1M7298 Generator Group	161
	2M4299 Glow Plug and Wiring Group	154
	8M5265 Battery and Wiring Group	158
	1B8702 Key—Lever to Compression Release Shaft	
4	3B4506 Lockwasher— $\frac{3}{8}$ "	
	4B5166 Cover—Cylinder Head Side	
	1D4717 Nut—Lever Lock	
	7H4223 Gasket—Cylinder Head Side	
	1M130 Cover—Starting Engine Water Passage	
	4M6480 Gasket—Starting Engine Water Passage	
	9M5131 Lever—Compression Release	
2	L-1351 Bolt—Cover to Head	
3	S-1588 Bolt	
	S-1591 Bolt—Lever Lock	
2	S-1594 Bolt—Cover to Block	

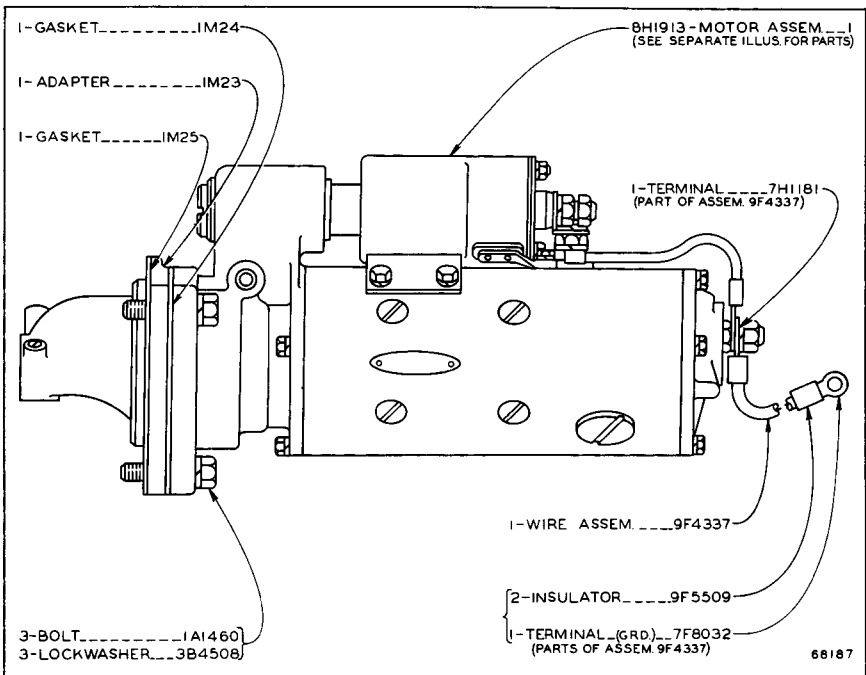
8M6201 DIRECT ELECTRIC STARTING ARRANGEMENT—24 Volt—Factory Installation

ALWAYS GIVE SERIAL NUMBER WHEN ORDERING PARTS



9H3675 ELECTRIC STARTER GROUP—12 Volt

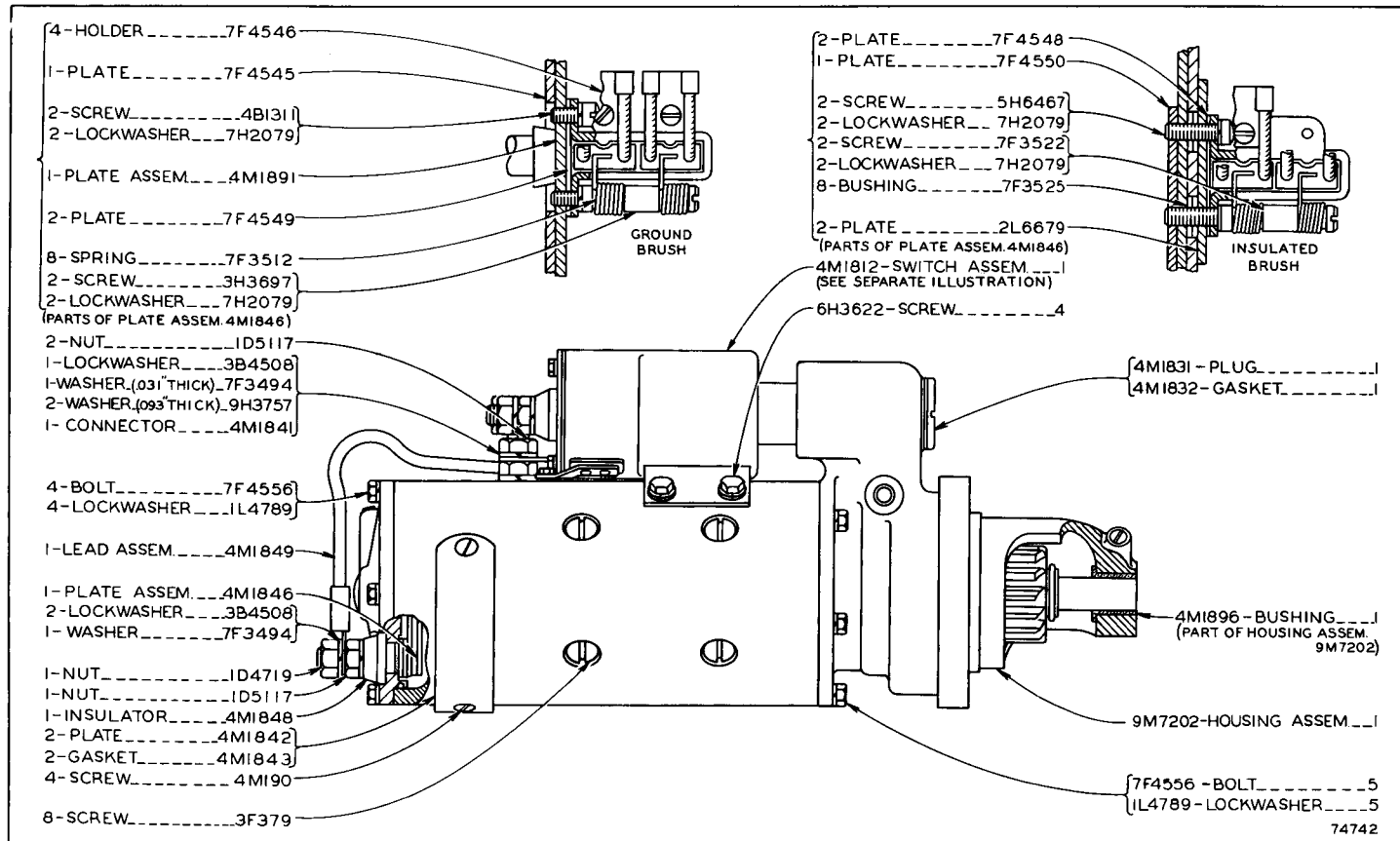
Part of 9M1762 and 9M1763 Electric Starting Arrangements
7M7783 Motor Assembly parts are shown on Page 150



IM55 STARTING MOTOR GROUP—24 Volt

Part of 8M6201 Direct Electric Starting Arrangement
8H1913 Motor Assembly parts are shown on Pages 148 and 149

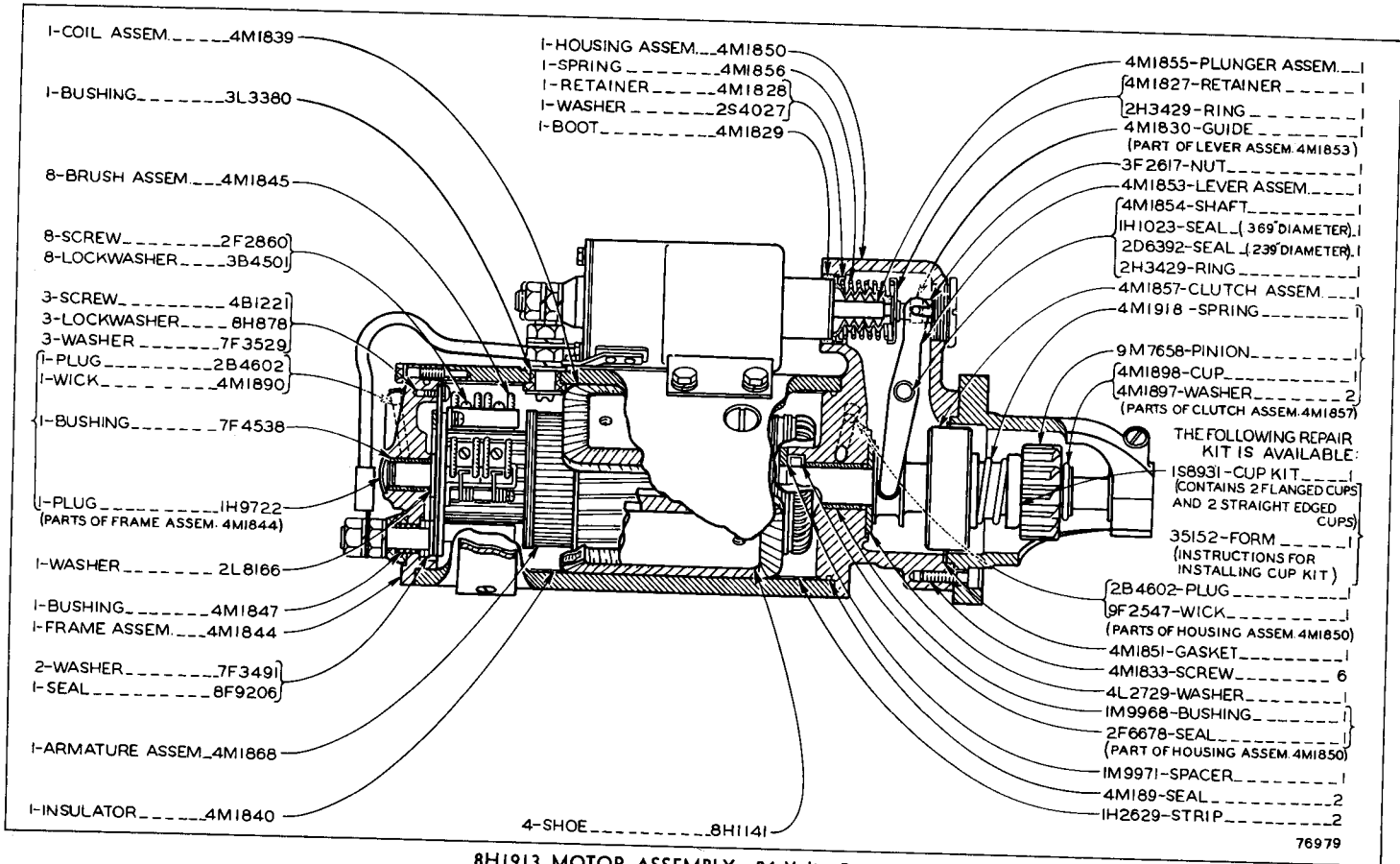
ONLY "CATERPILLAR" PARTS GIVE "CATERPILLAR" PERFORMANCE



74742

8H1913 MOTOR ASSEMBLY—24 Volt—Part One
 Part of IM55 Starting Motor Group shown on Page 147
 4M1812 Solenoid Switch Assembly parts are shown on Page 145

ONLY "CATERPILLAR" PARTS GIVE "CATERPILLAR" PERFORMANCE



- 1-COIL ASSEM.4M1839
- 1-BUSHING3L3380
- 8-BRUSH ASSEM.4M1845
- 8-SCREW2F2860
- 8-LOCKWASHER3B450J
- 3-SCREW4B1221
- 3-LOCKWASHER8H878
- 3-WASHER7F3529
- 1-PLUG2B4602
- 1-WICK4M1890
- 1-BUSHING7F4538
- 1-PLUG1H9722
(PARTS OF FRAME ASSEM. 4M1844)
- 1-WASHER2L8166
- 1-BUSHING4M1847
- 1-FRAME ASSEM.4M1844
- 2-WASHER7F3491
- 1-SEAL8F9206
- 1-ARMATURE ASSEM.4M1868
- 1-INSULATOR4M1840

- 1-HOUSING ASSEM.4M1850
- 1-SPRING4M1856
- 1-RETAINER4M1828
- 1-WASHER2S4027
- 1-BOOT4M1829

- 4M1855-PLUNGER ASSEM.1
- 4M1827-RETAINER1
- 2H3429-RING1
- 4M1830-GUIDE1
(PART OF LEVER ASSEM. 4M1853)
- 3F2617-NUT1
- 4M1853-LEVER ASSEM.1
- 4M1854-SHAFT1
- 1H1023-SEAL (369"DIAMETER)1
- 2D6392-SEAL (239"DIAMETER)1
- 2H3429-RING1
- 4M1857-CLUTCH ASSEM.1
- 4M1918-SPRING1

- 9M7658-PINION1
- 4M1898-CUP1
- 4M1897-WASHER2
(PARTS OF CLUTCH ASSEM. 4M1857)

THE FOLLOWING REPAIR KIT IS AVAILABLE:
(CONTAINS 2 FLANGED CUPS AND 2 STRAIGHT EDGED CUPS)

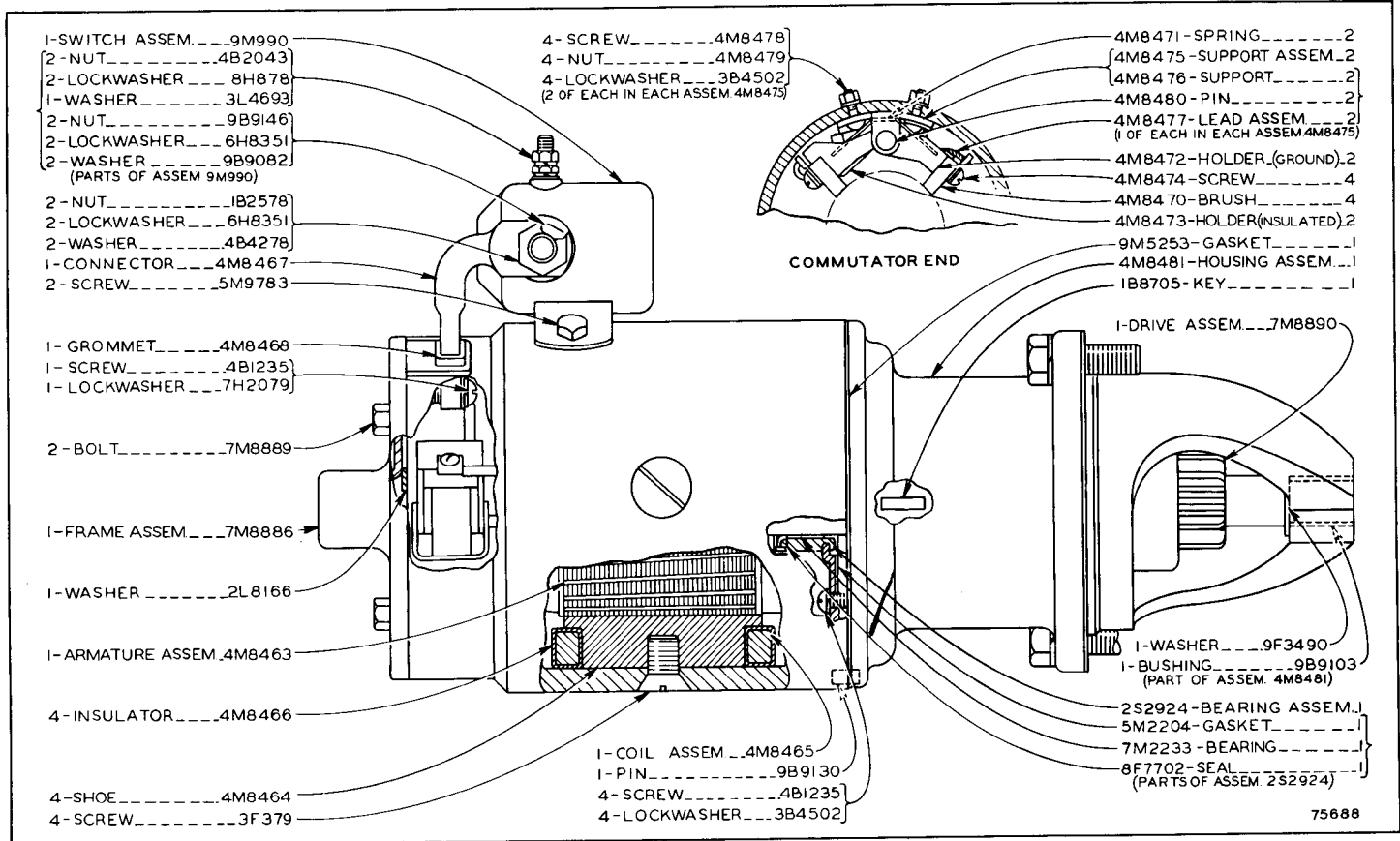
- 1S8931-CUP KIT1
(CONTAINS 2 FLANGED CUPS AND 2 STRAIGHT EDGED CUPS)
- 35152-FORM1
(INSTRUCTIONS FOR INSTALLING CUP KIT)
- 2B4602-PLUG1
- 9F2547-WICK1
(PARTS OF HOUSING ASSEM. 4M1850)
- 4M1851-GASKET1
- 4M1833-SCREW6
- 4L2729-WASHER1
- 1M9968-BUSHING1
- 2F6678-SEAL1
(PART OF HOUSING ASSEM. 4M1850)
- 1M9971-SPACER1
- 4M189-SEAL2
- 1H2629-STRIP2

4-SHOE8H1141

76979

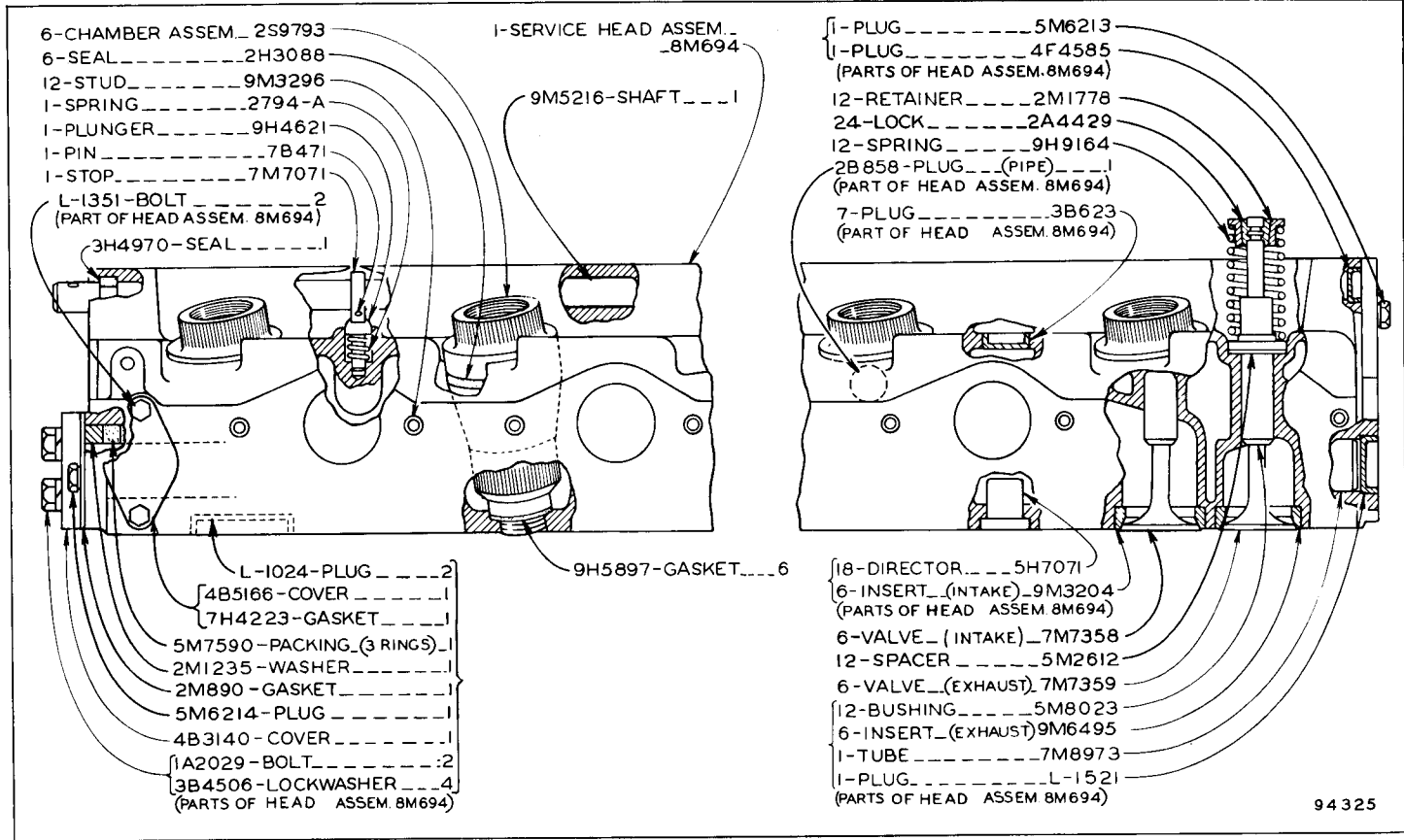
8H1913 MOTOR ASSEMBLY—24 Volt—Part Two
Part of 1M55 Starting Motor Group shown on Page 147

ATTACHMENTS



7M7783 MOTOR ASSEMBLY—12 Volt
 Part of 9H3675 Electric Starter Group shown on Page 147

ONLY "CATERPILLAR" PARTS GIVE "CATERPILLAR" PERFORMANCE

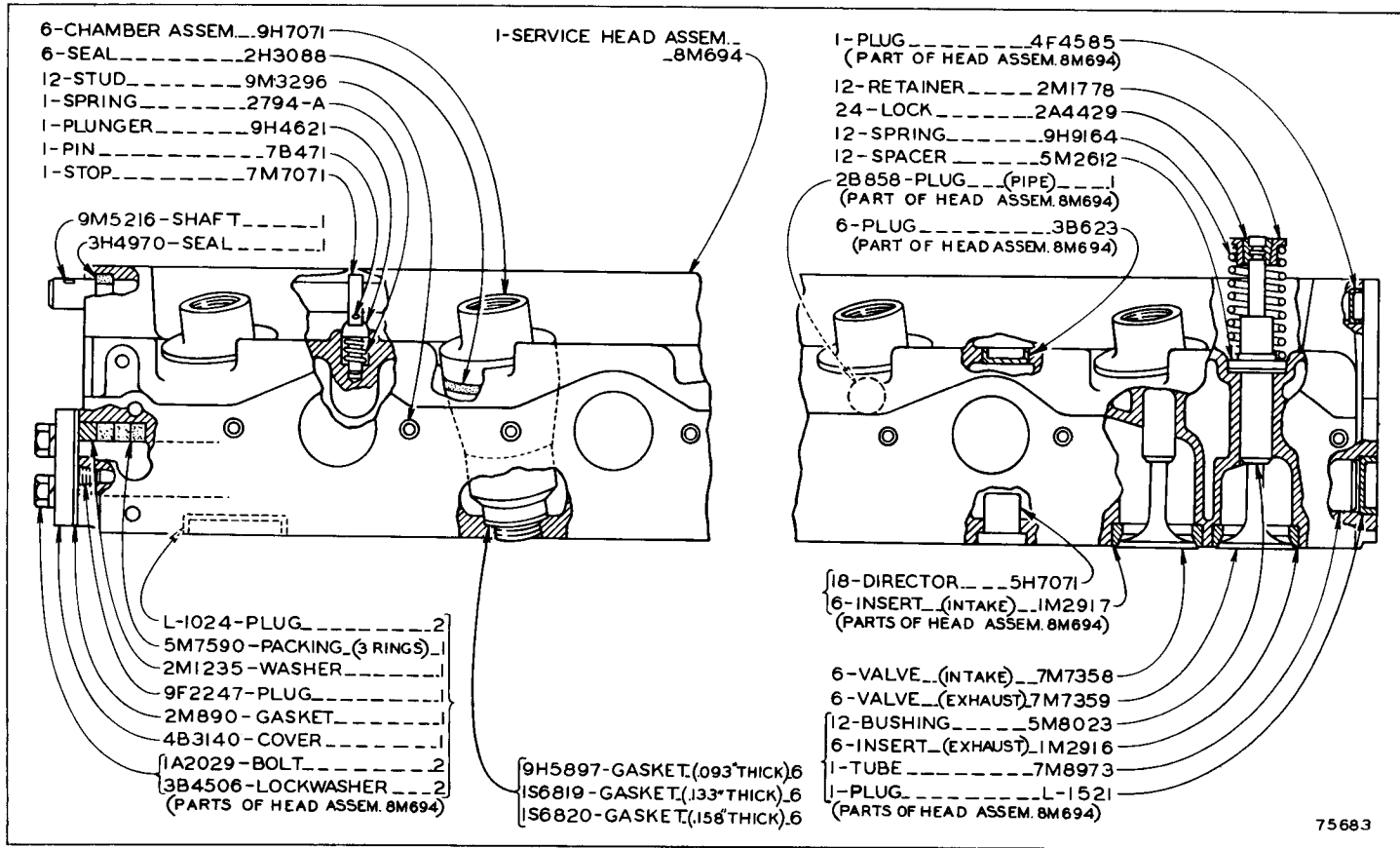


ATTACHMENTS

150A

94 325

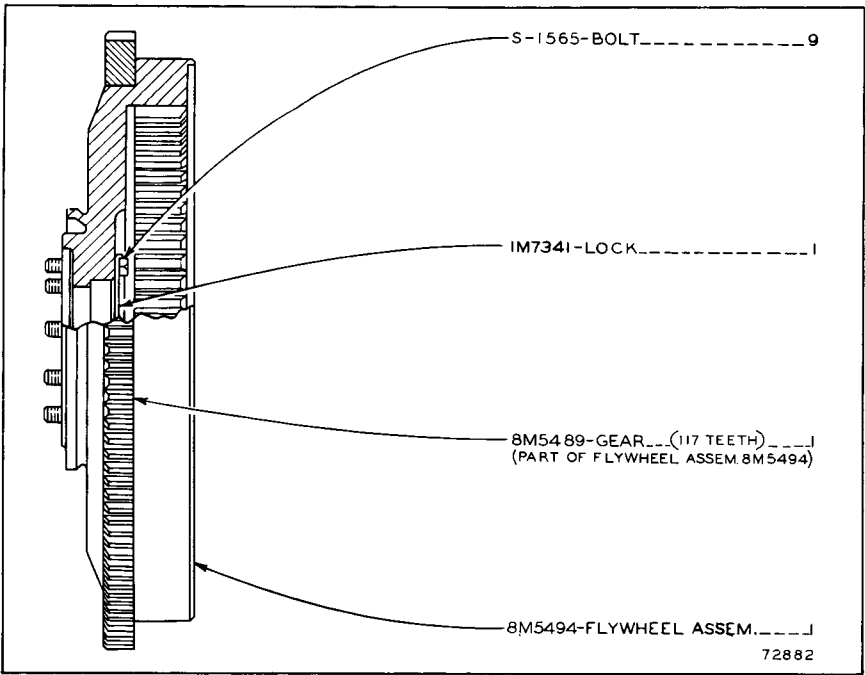
CYLINDER HEAD ASSEMBLY
 Effective with Serial No. 44A9686
 For use with Gasoline Starting



75683

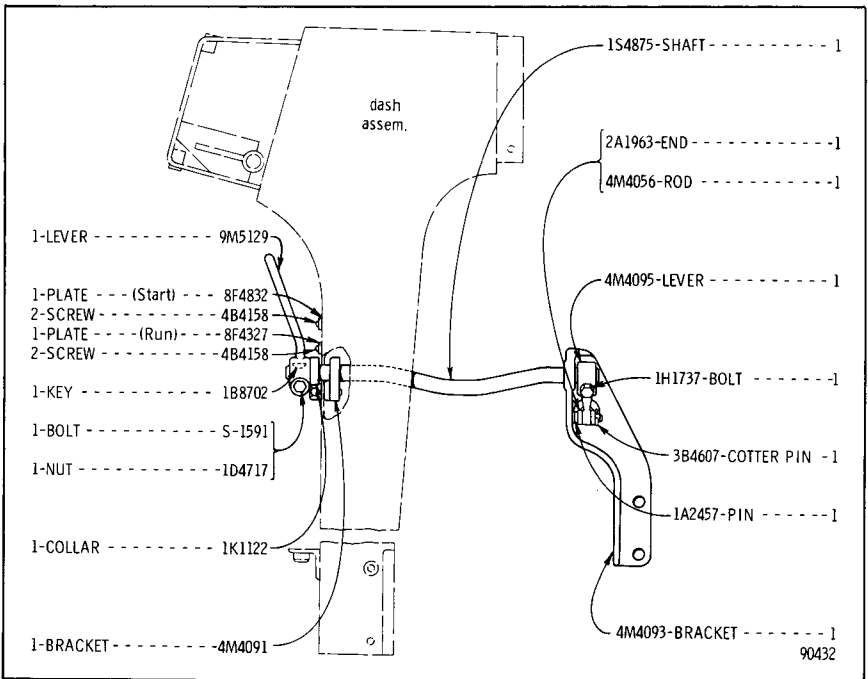
CYLINDER HEAD ASSEMBLY

Part of 8M6201 Direct Electric Starting Arrangement listed on Page 146



FLYWHEEL

Part of 8M6201 Direct Electric Starting Arrangement listed on Page 146

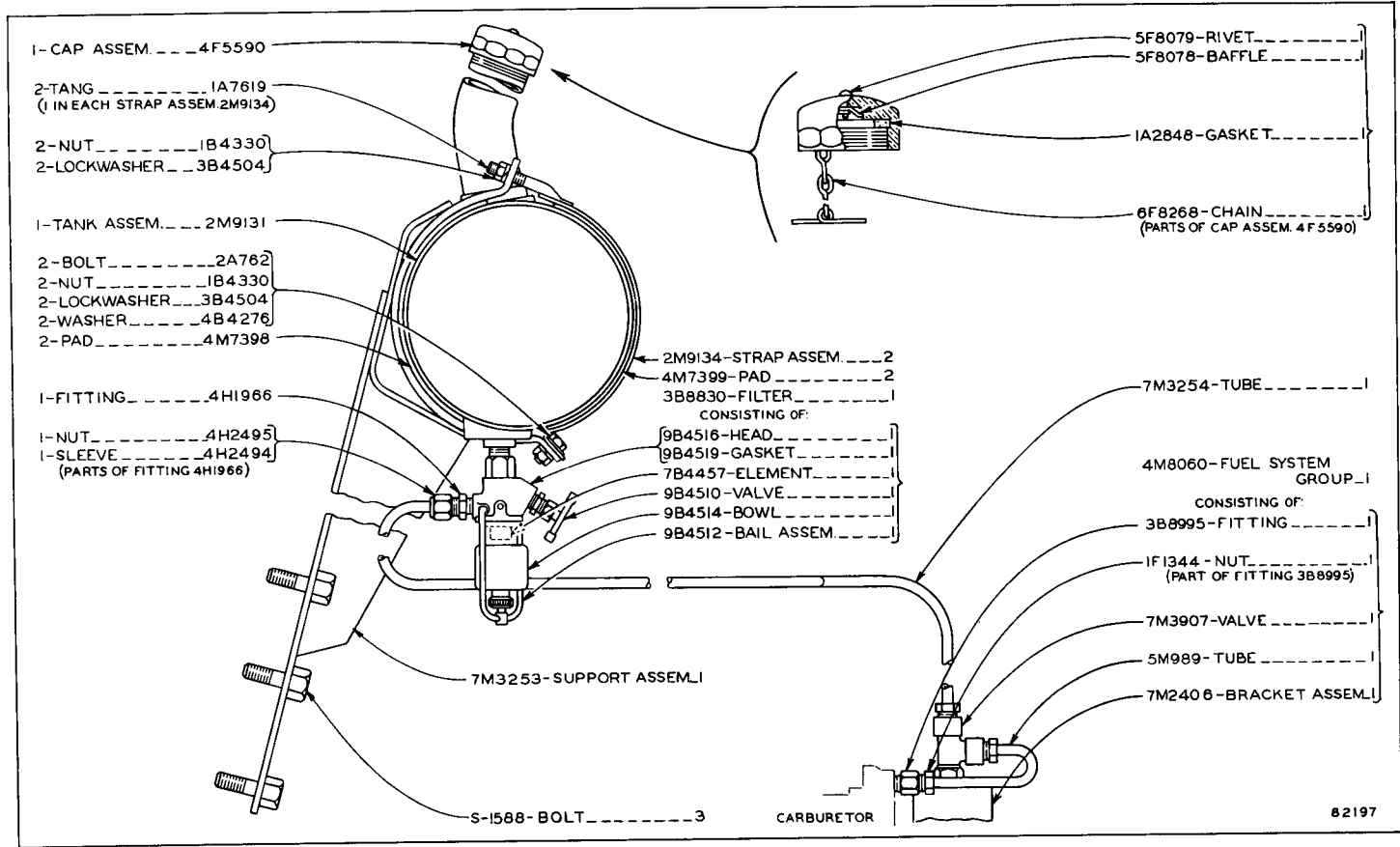


4M3064 COMPRESSION RELEASE CONTROL GROUP

Part of 9M1762 and 9M1763 Electric Starting Arrangements listed on Page 146

ALWAYS GIVE SERIAL NUMBER WHEN ORDERING PARTS

ONLY "CATERPILLAR" PARTS GIVE "CATERPILLAR" PERFORMANCE

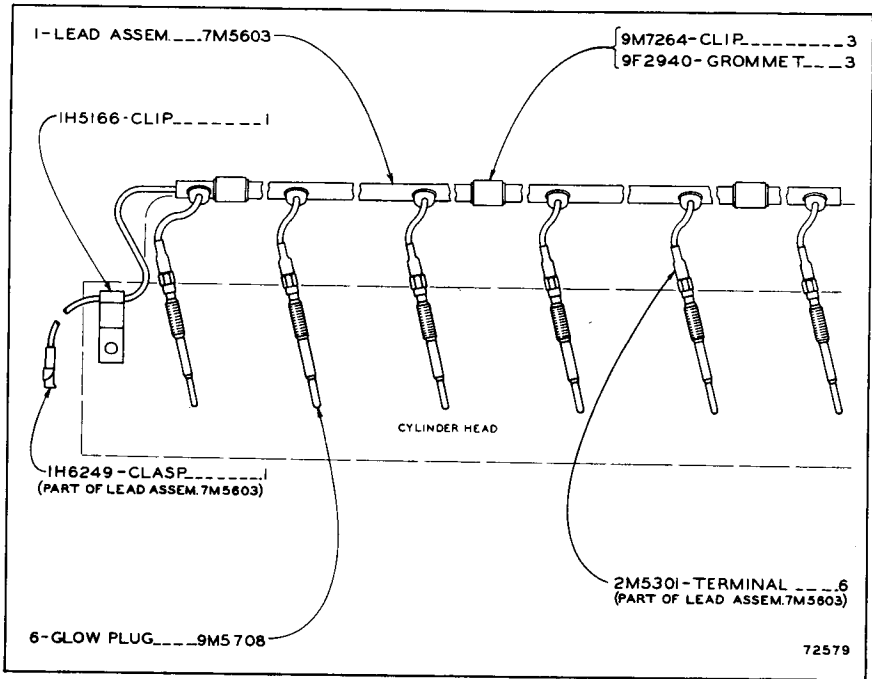


ATTACHMENTS

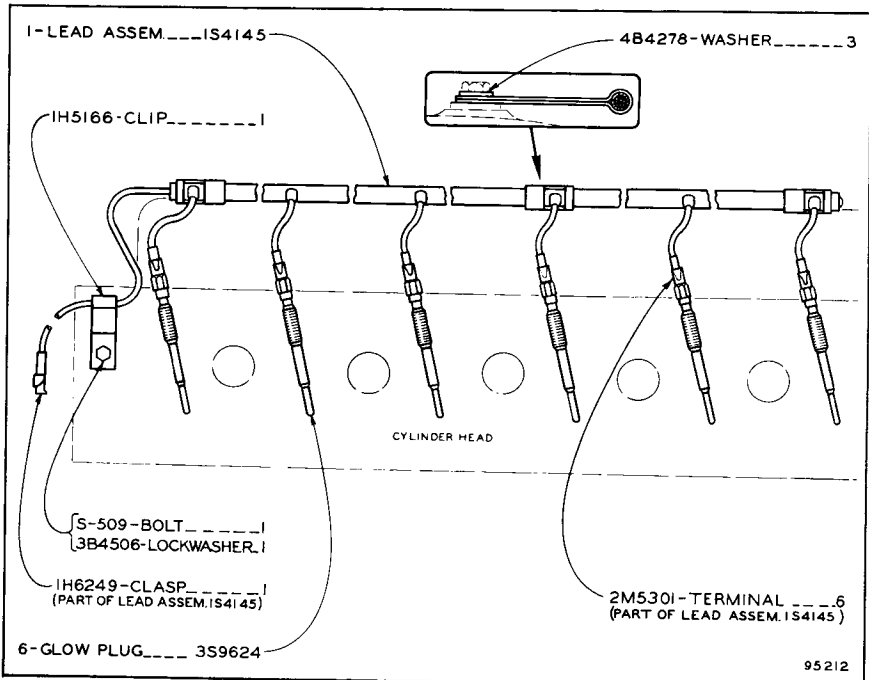
153

8M4261 FUEL SYSTEM GROUP

Part of 9M1762 and 9M1763 Electric Starting Arrangements listed on Page 146

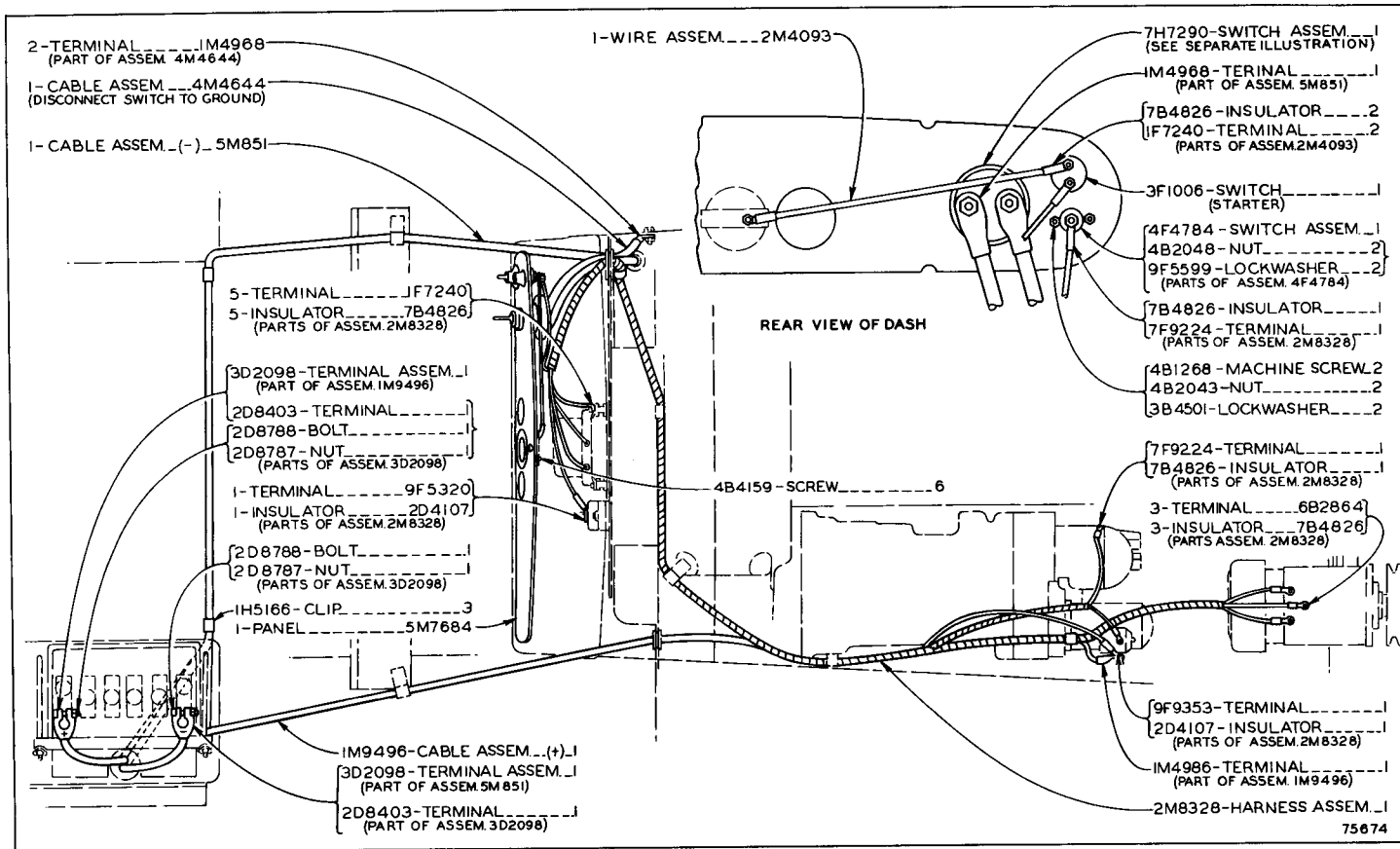


2M4299 GLOW PLUG AND WIRING GROUP—24 Volt—First Type
 Part of 8M6201 Direct Electric Starting Arrangement listed on Page 146



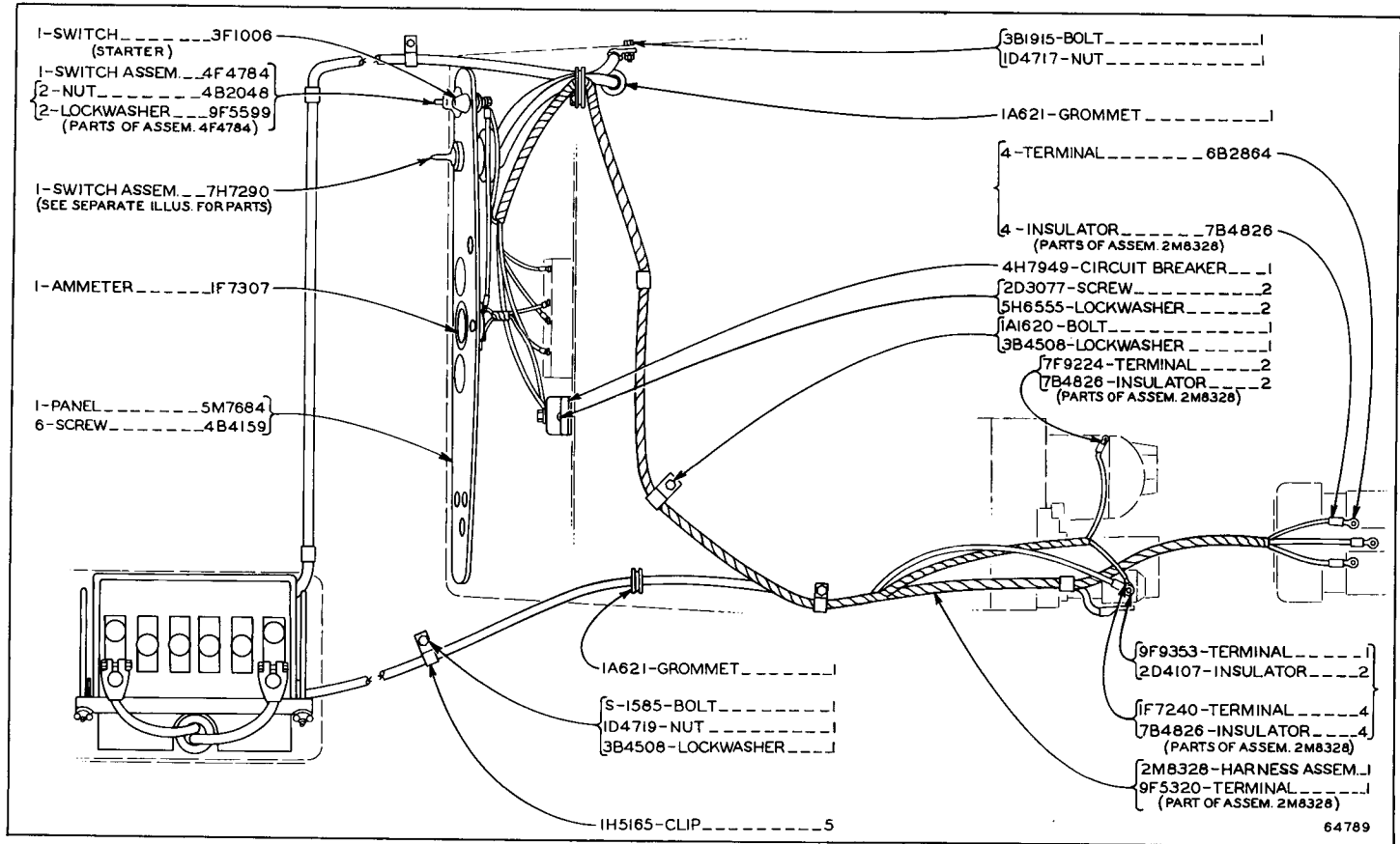
2M4299 GLOW PLUG AND WIRING GROUP—24 Volt—Second Type
 Part of 8M6201 Direct Electric Starting Arrangement listed on Page 146

ALWAYS GIVE SERIAL NUMBER WHEN ORDERING PARTS

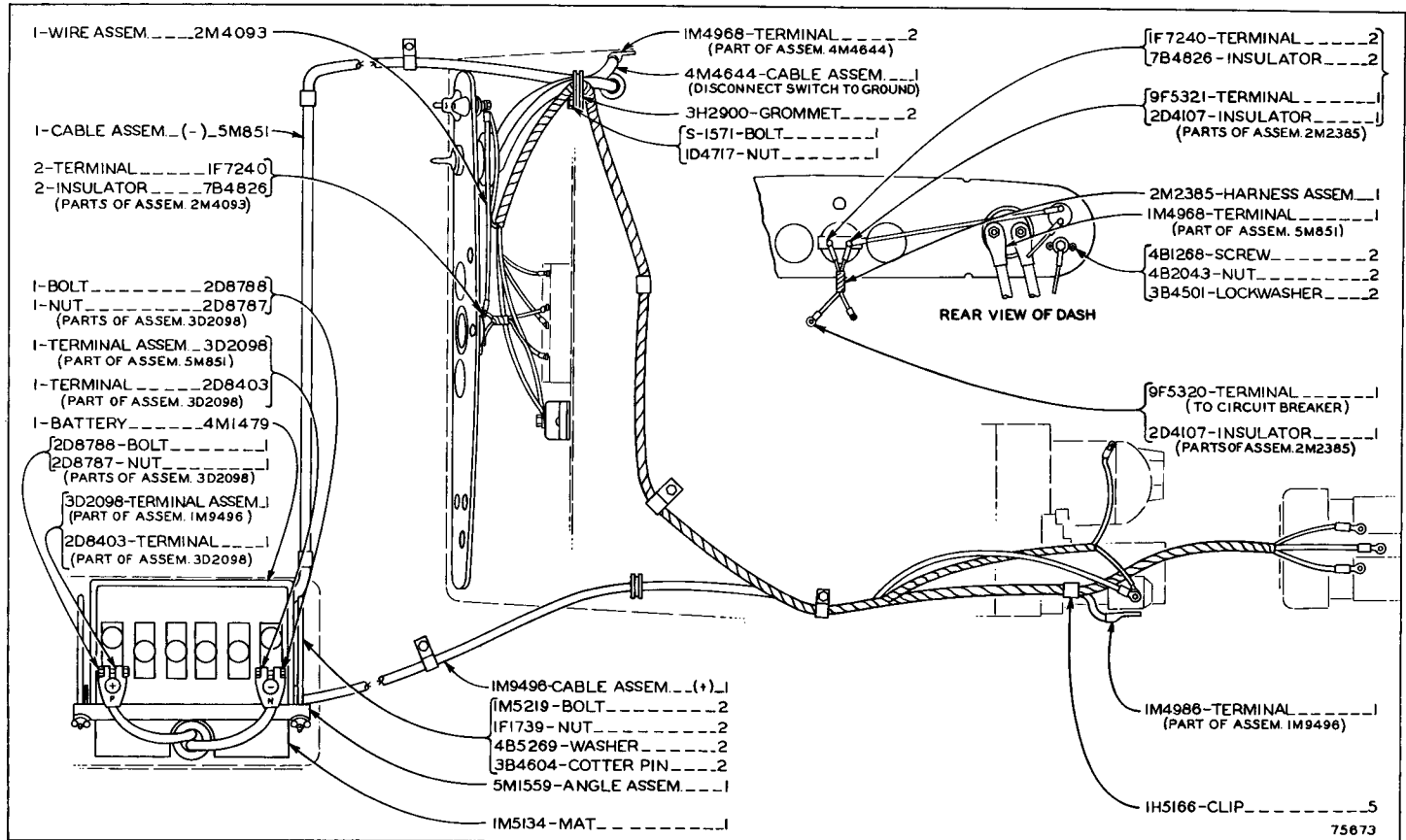


4M4571 WIRING GROUP

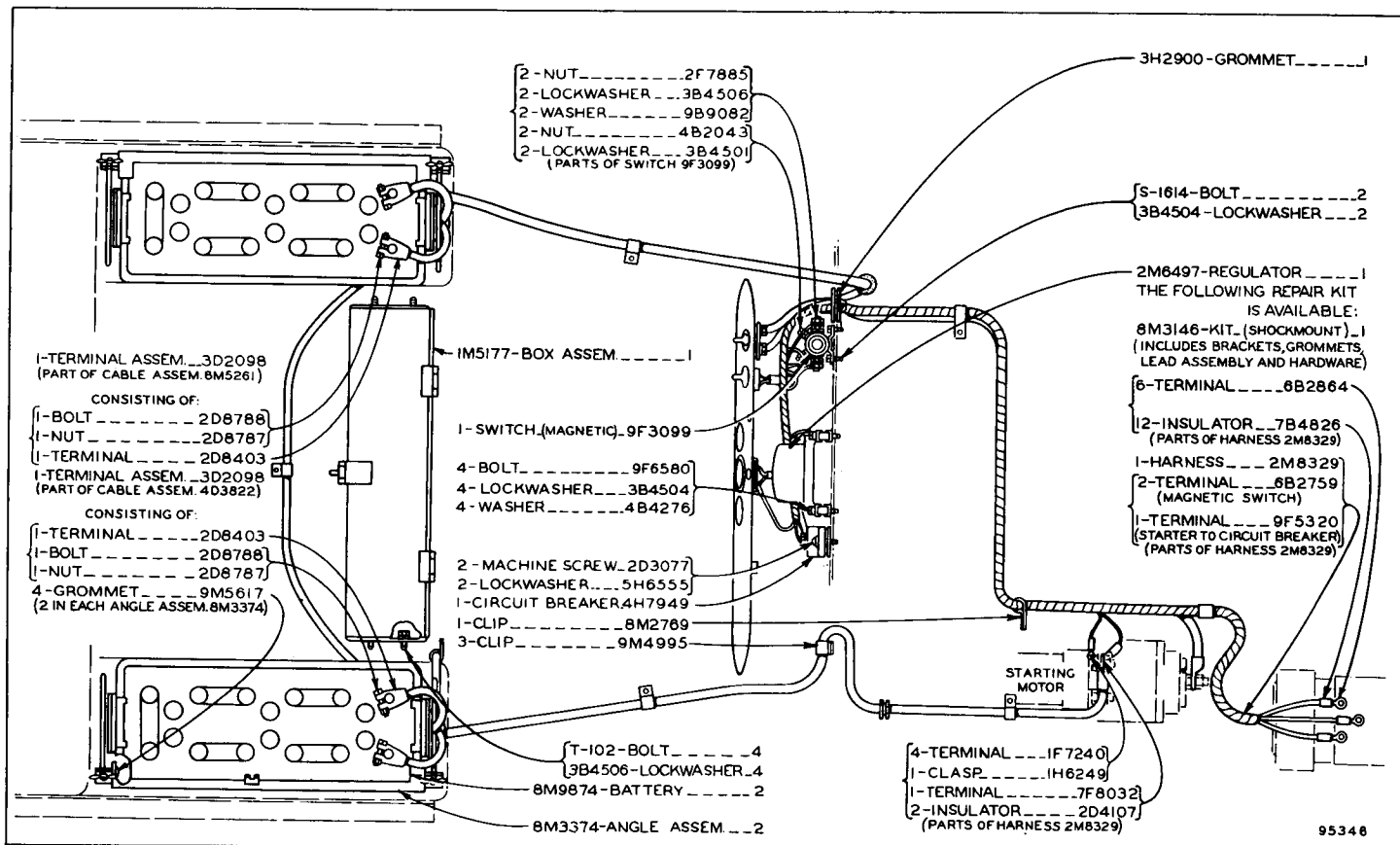
Part of 9M1762 Electric Starting Arrangement listed on Page 146
7H7290 Disconnect Switch Assembly parts are shown on Page 164



2M7443 BATTERY AND WIRING GROUP—12 Volt—Part One
Part of 9M1763 Electric Starting Arrangement listed on Page 146
7H7290 Disconnect Switch Assembly parts are shown on Page 164

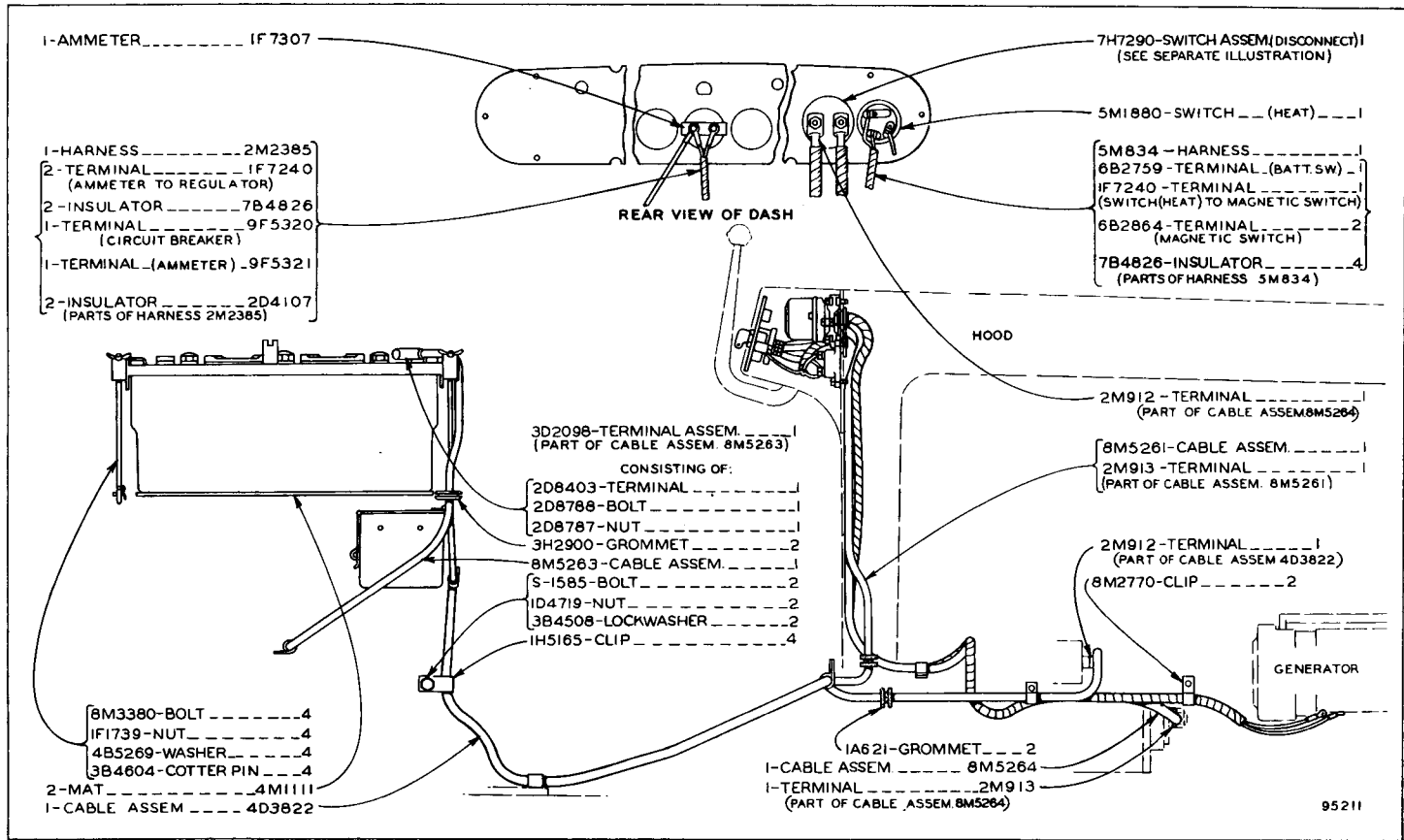


2M7443 BATTERY AND WIRING GROUP—12 Volt—Part Two
Part of 9M1763 Electric Starting Arrangement listed on Page 146

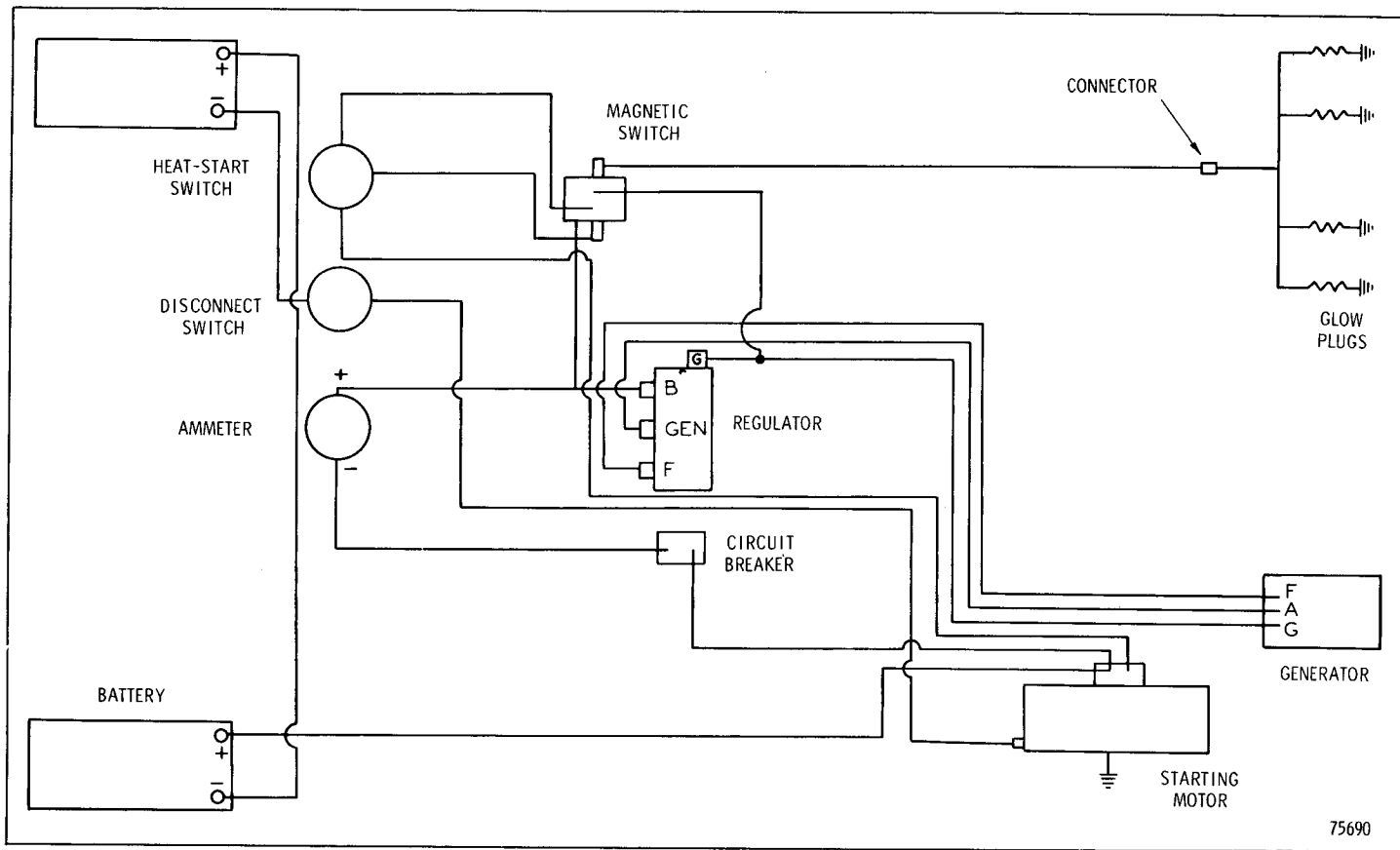


95346

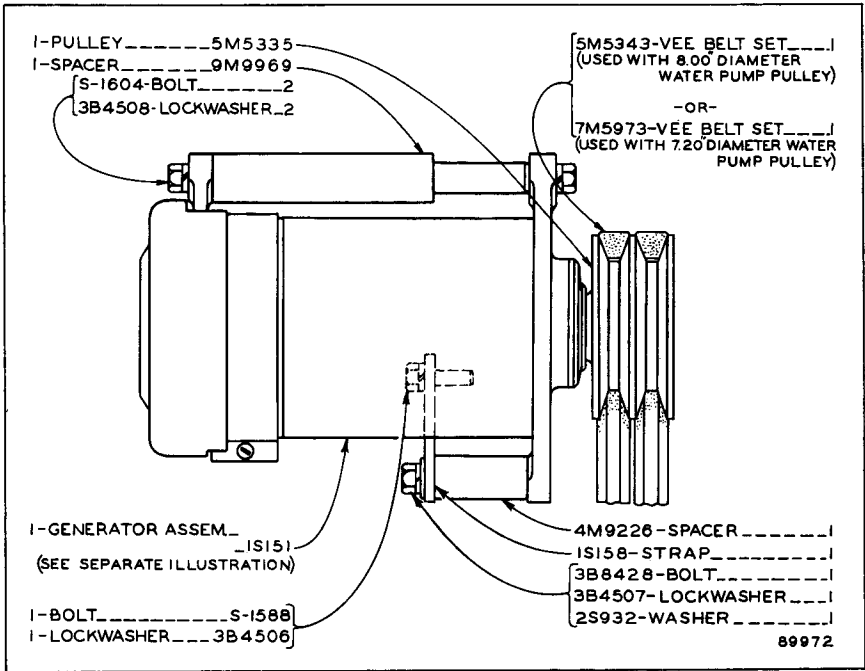
8M5265 BATTERY AND WIRING GROUP—24 Volt—Top View
 Part of 8M6201 Direct Electric Starting Arrangement listed on Page 146
 See Page 160 for Wiring Diagram



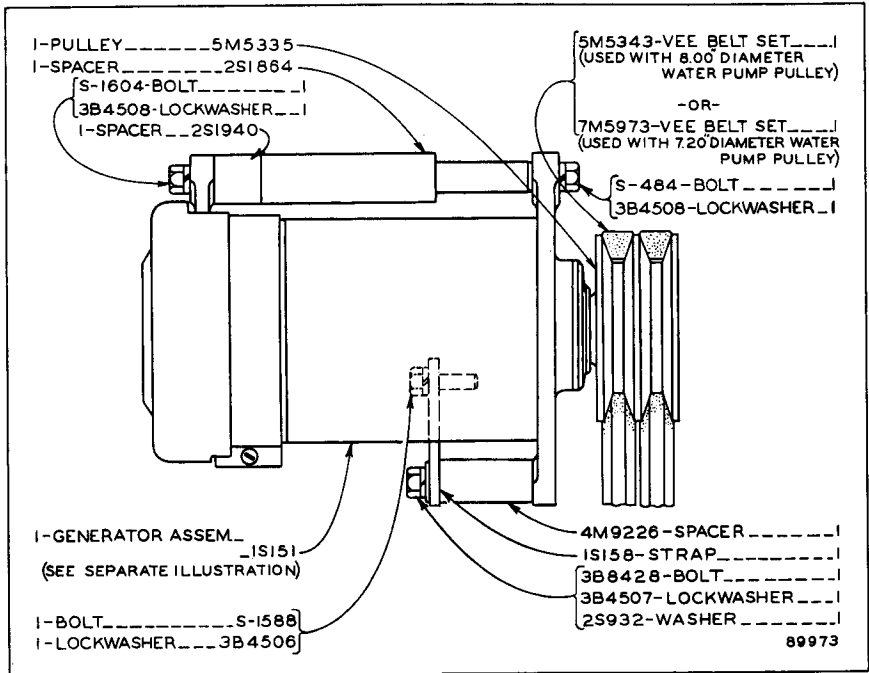
8M5265 BATTERY AND WIRING GROUP—24 Volt—Side View
 Part of 8M6201 Direct Electric Starting Arrangement listed on Page 146
 7H7290 Disconnect Switch Assembly parts are shown on Page 164
 See Page 160 for Wiring Diagram



WIRING DIAGRAM—24 Volt System

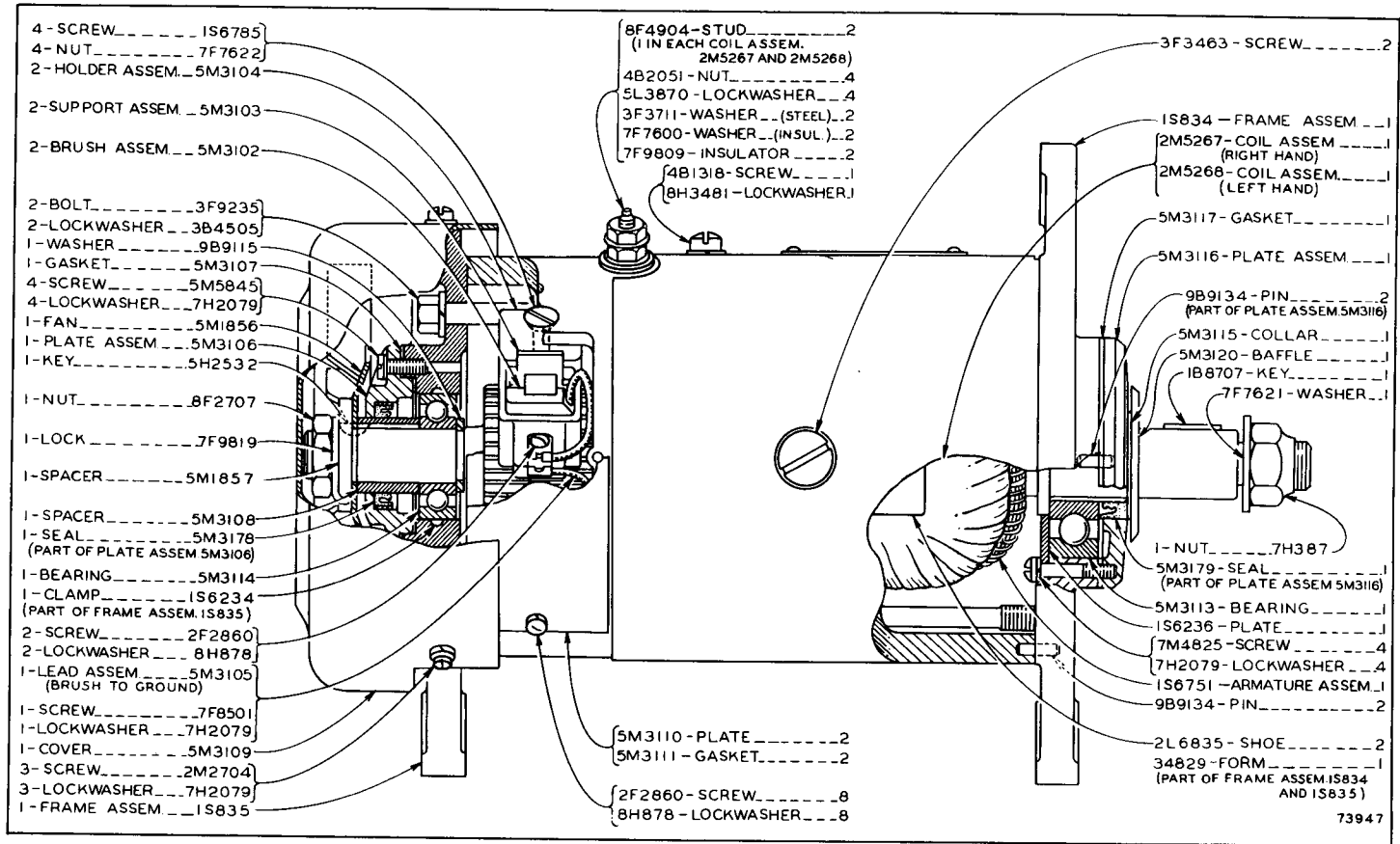


IM7298 GENERATOR GROUP—24 Volt, 15 Ampere—First Type
 Part of 8M6201 Direct Electric Starting Arrangement listed on Page 146
 1S151 Generator Assembly parts are shown on Page 162



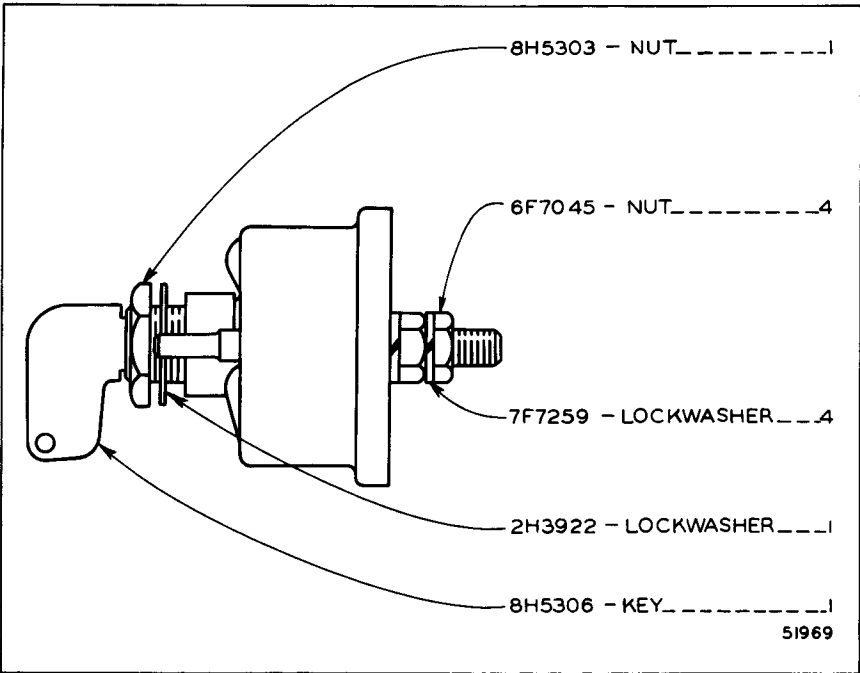
IM7298 GENERATOR GROUP—24 Volt, 15 Ampere—Second Type
 Part of 8M6201 Direct Electric Starting Arrangement listed on Page 146
 1S151 Generator Assembly parts are shown on Page 162

ONLY "CATERPILLAR" PARTS GIVE "CATERPILLAR" PERFORMANCE



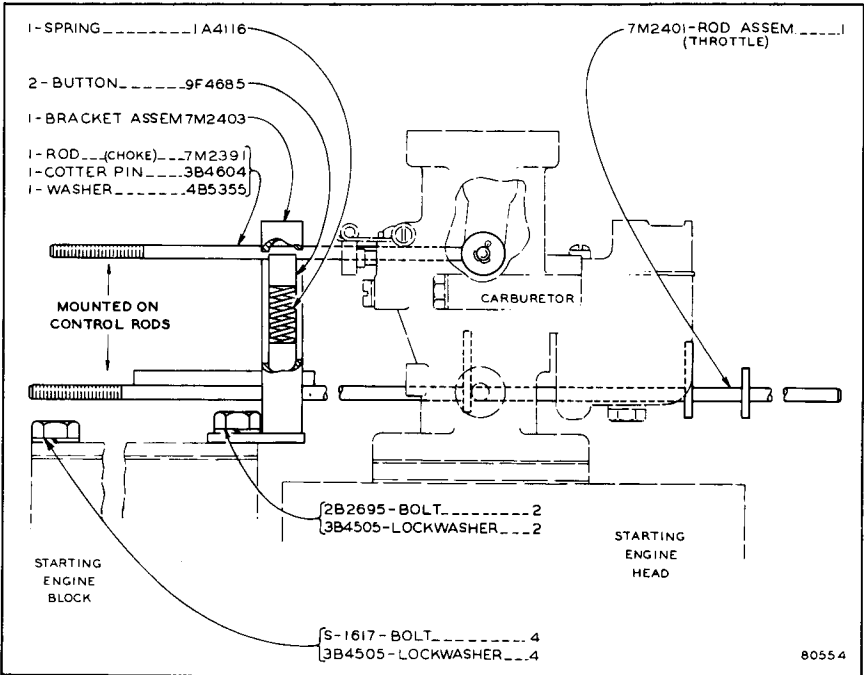
73947

1S151 GENERATOR ASSEMBLY—24 Volt, 15 Ampere
 Part of 1M7298 Generator Group shown on Page 161



7H7290 DISCONNECT SWITCH ASSEMBLY

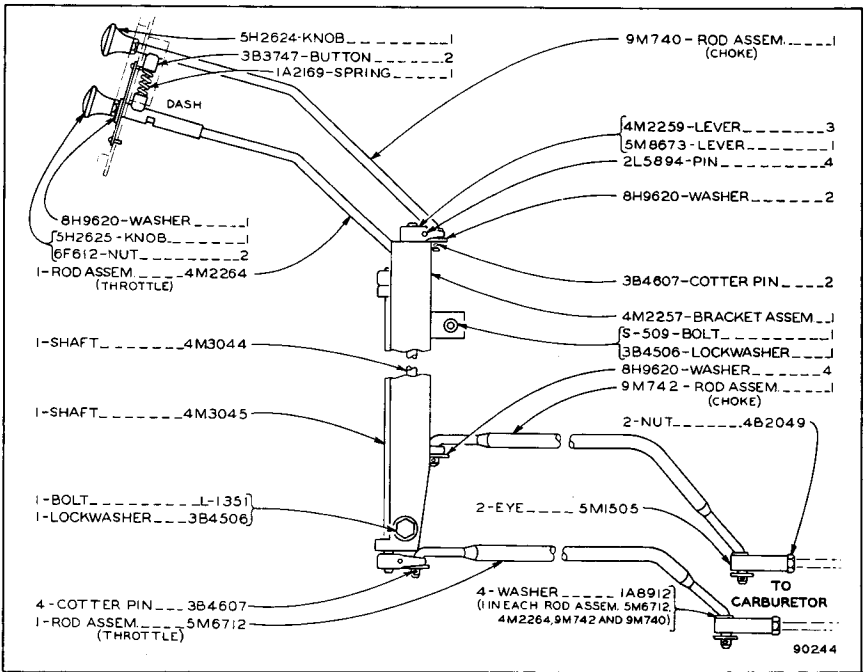
Part of 4M4571 Wiring Group, 2M7443 and 8M5265 Battery and Wiring Groups shown on Pages 155, 156 and 159



8M1518 CHOKE AND THROTTLE CONTROL GROUP

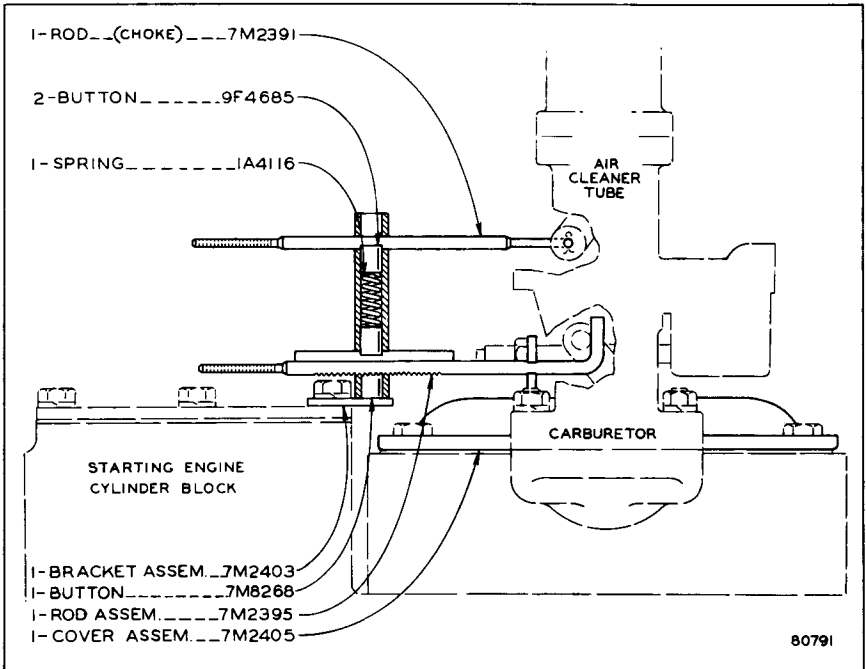
Part of 9M1762 and 9M1763 Electric Starting Arrangements listed on Page 146

ALWAYS GIVE SERIAL NUMBER WHEN ORDERING PARTS



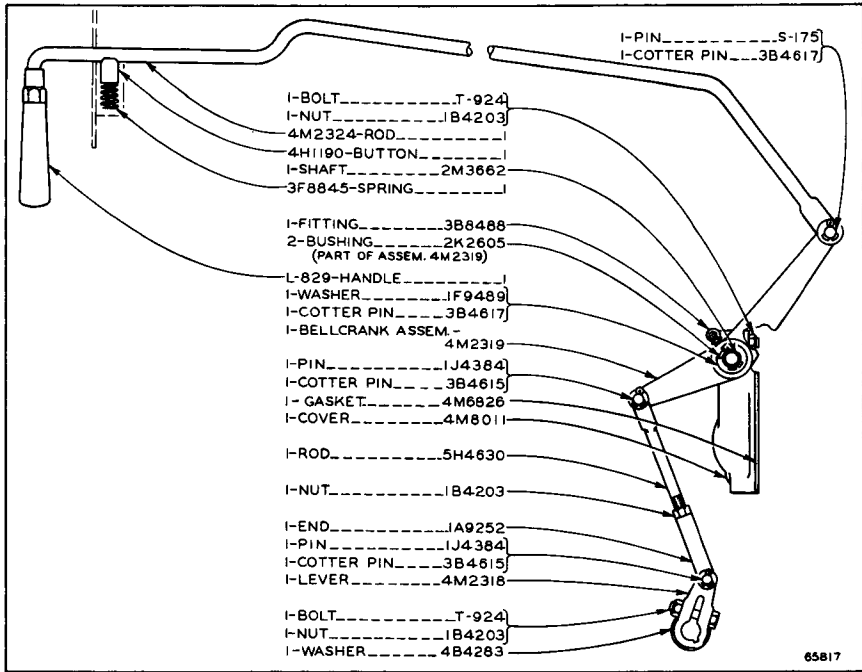
4M3015 CHOKE AND THROTTLE CONTROL GROUP

Part of 9M1762 and 9M1763 Electric Starting Arrangements listed on Page 146



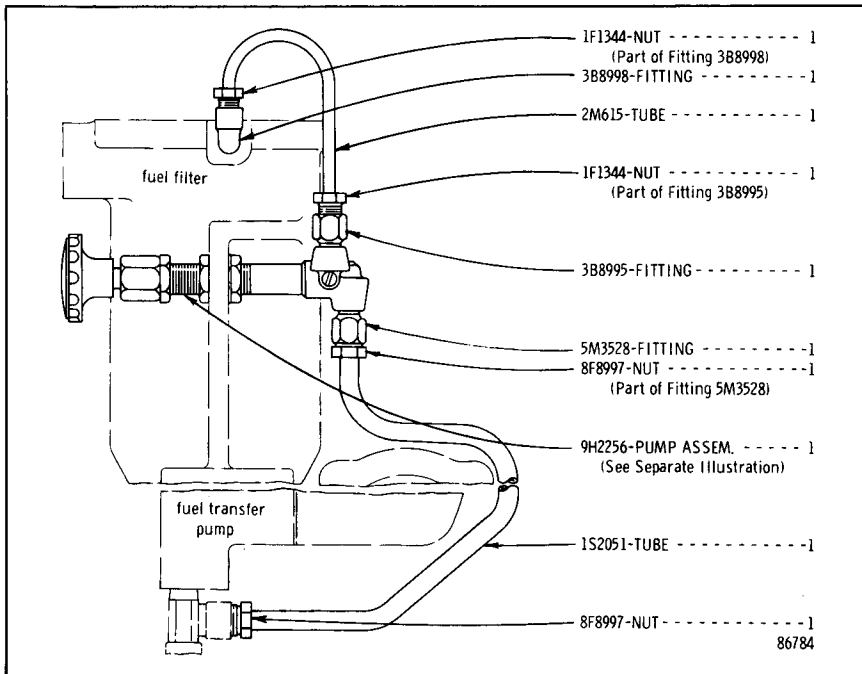
7M2737 CHOKE AND THROTTLE CONTROL SERVICE GROUP

Provides .250 Diameter Control Rods



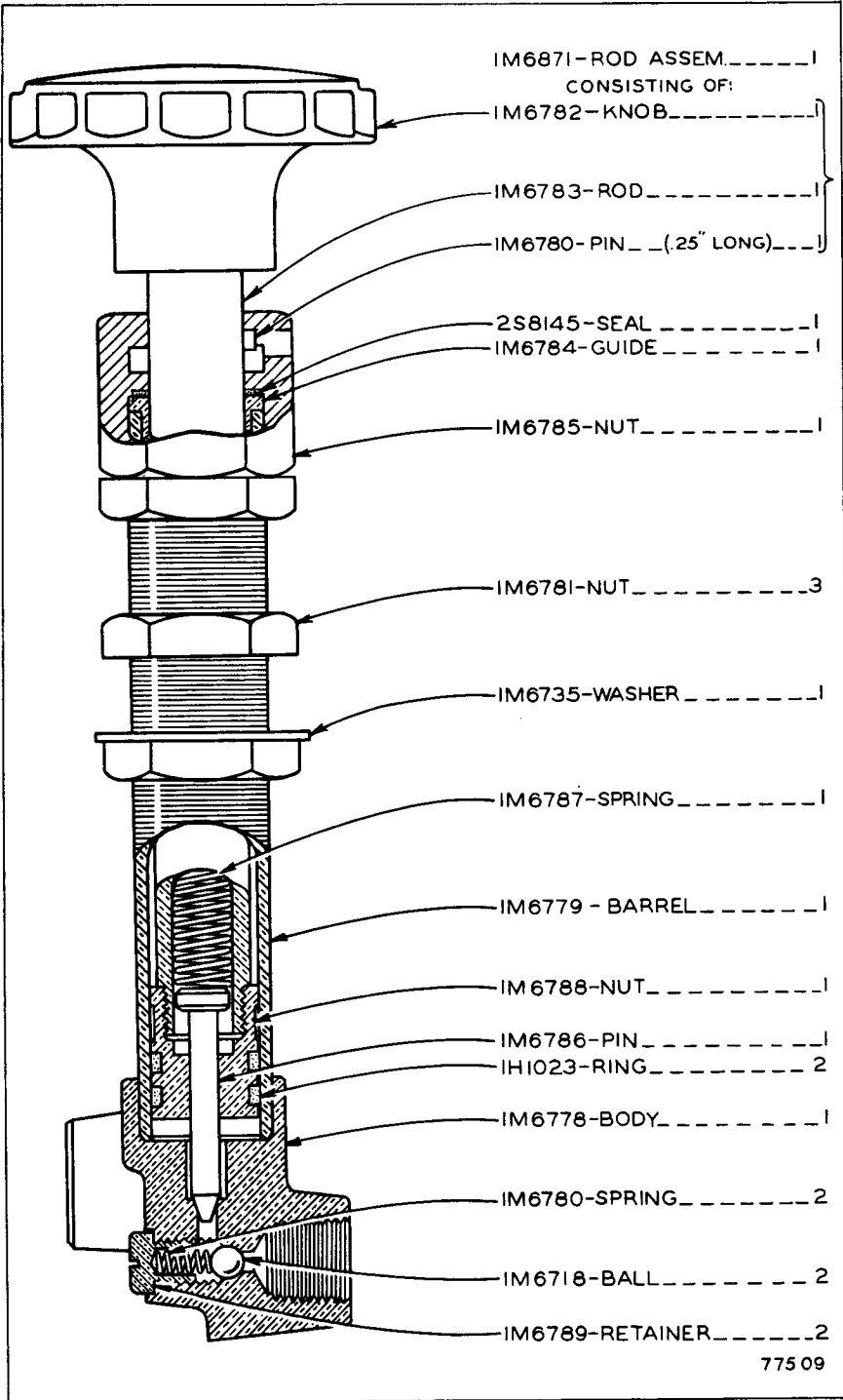
4M3063 CLUTCH, PINION AND BRAKE CONTROL GROUP

Part of 9M1762 and 9M1763 Electric Starting Arrangements listed on Page 146



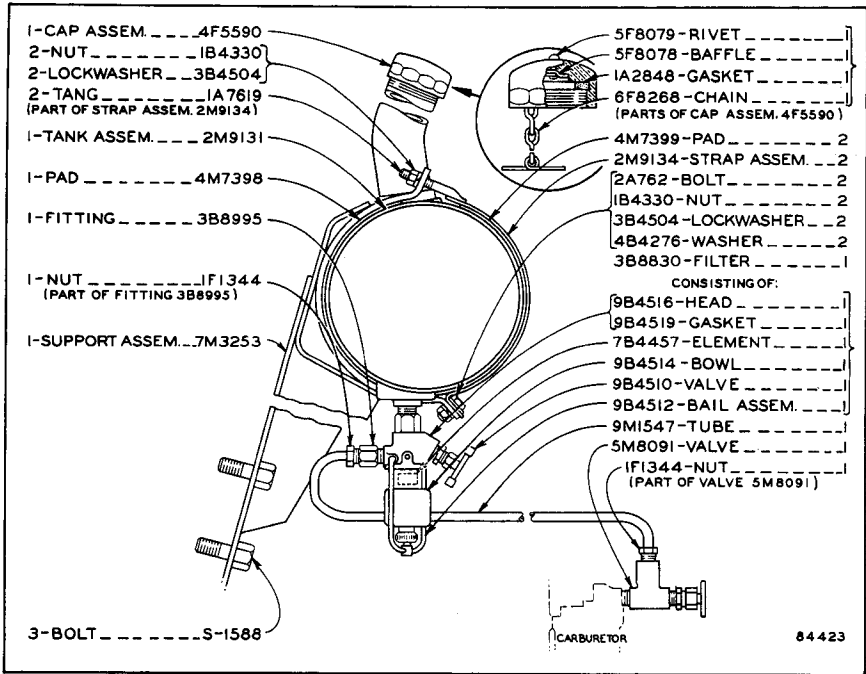
1S4650 FUEL PRIMING PUMP GROUP

ALWAYS GIVE SERIAL NUMBER WHEN ORDERING PARTS



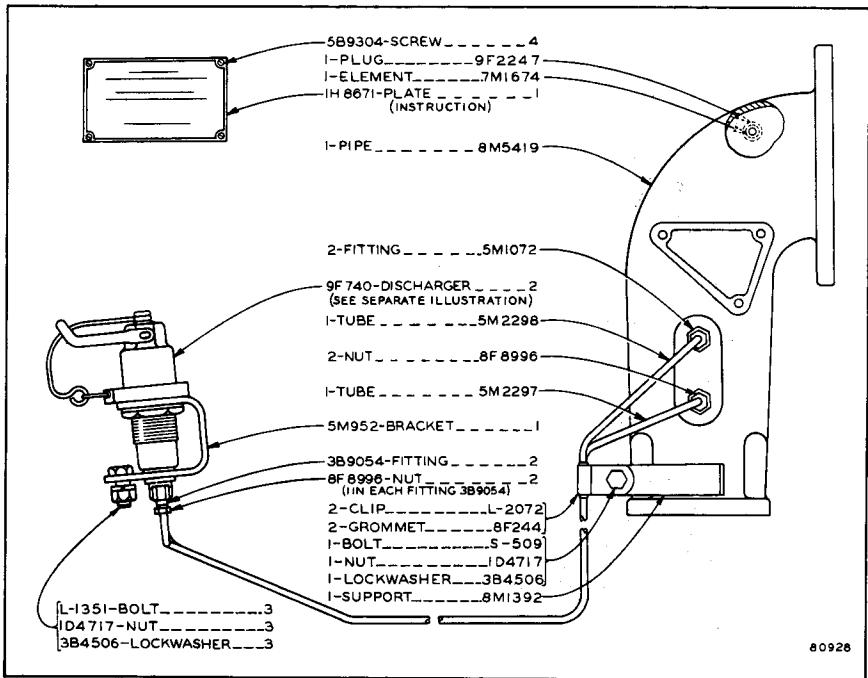
9H2256 PUMP ASSEMBLY
 Part of IS4650 Fuel Priming Pump Group

ONLY "CATERPILLAR" PARTS GIVE "CATERPILLAR" PERFORMANCE



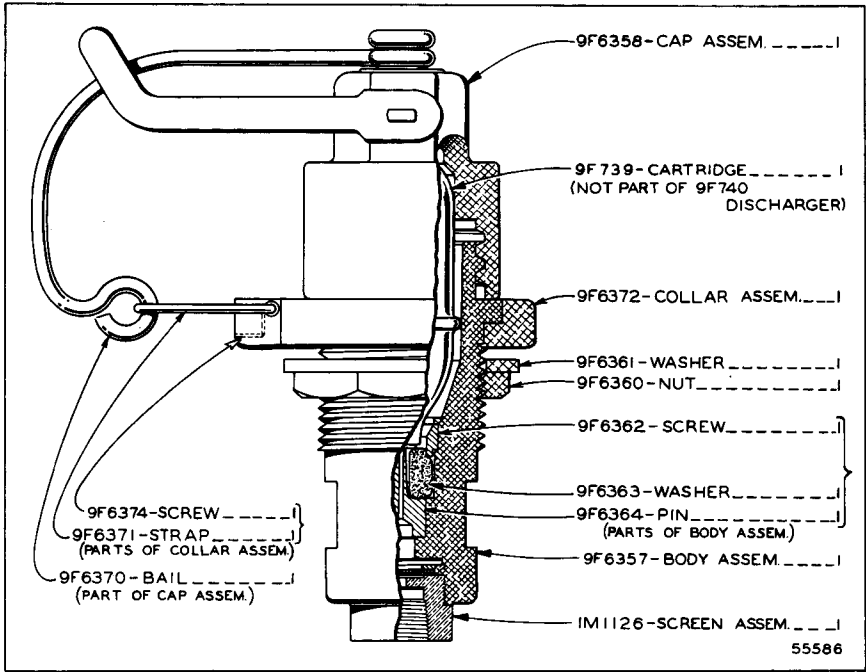
9M1548 FUEL SYSTEM GROUP

For use with 8M6457 Turbocharger Arrangement listed on Page 113

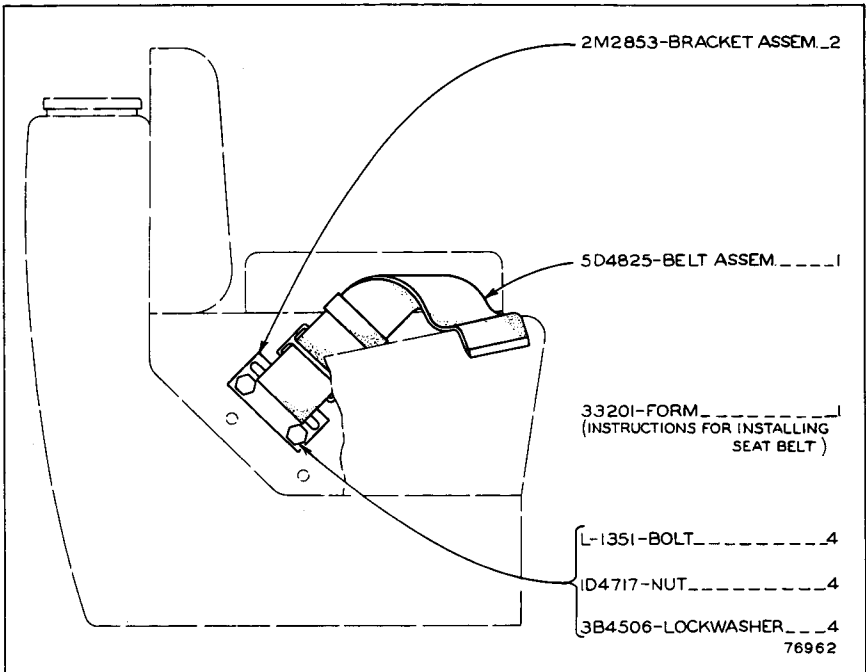


8M2185 ETHER STARTING AID GROUP

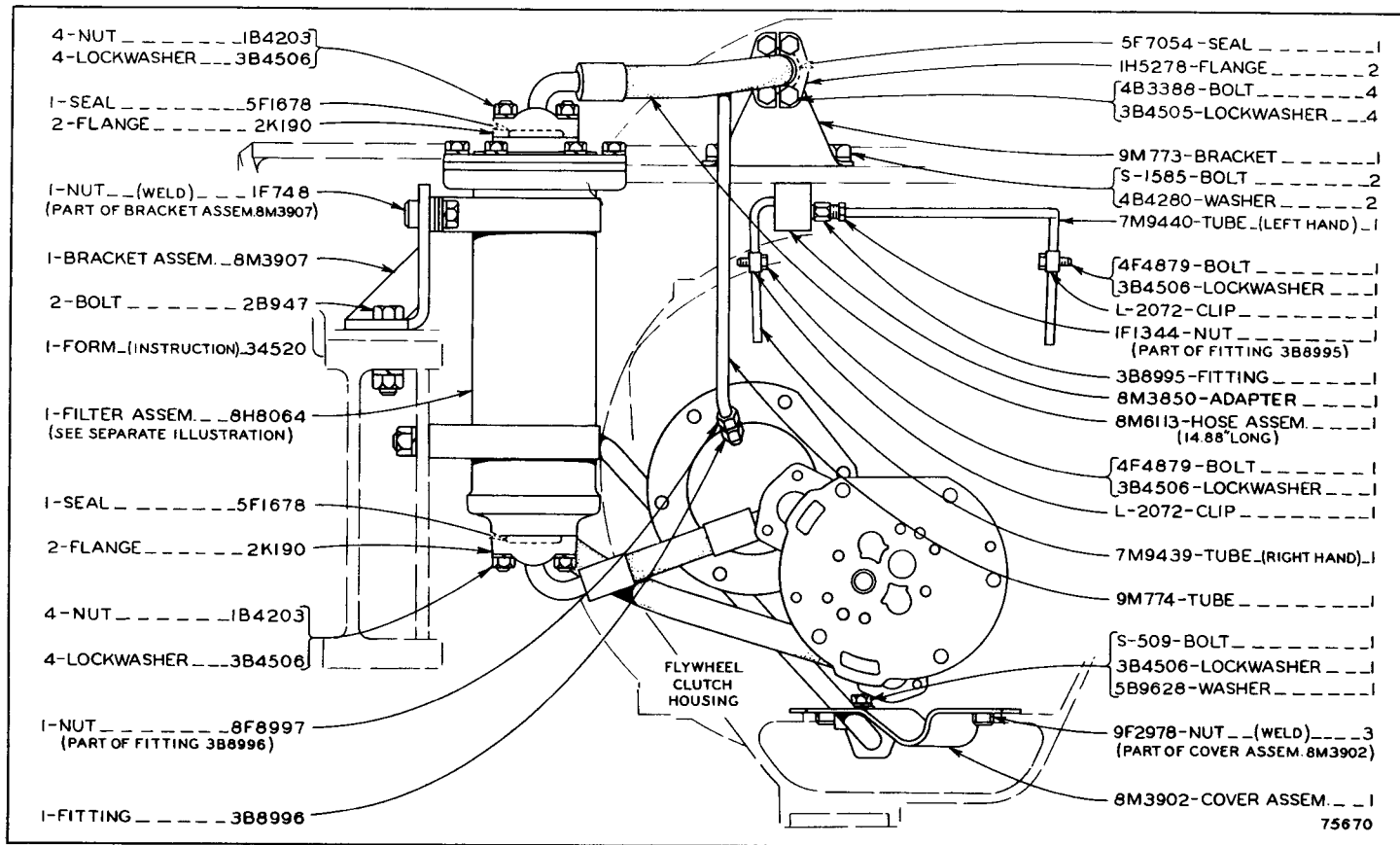
For use with 24 Volt Direct Electric Starting



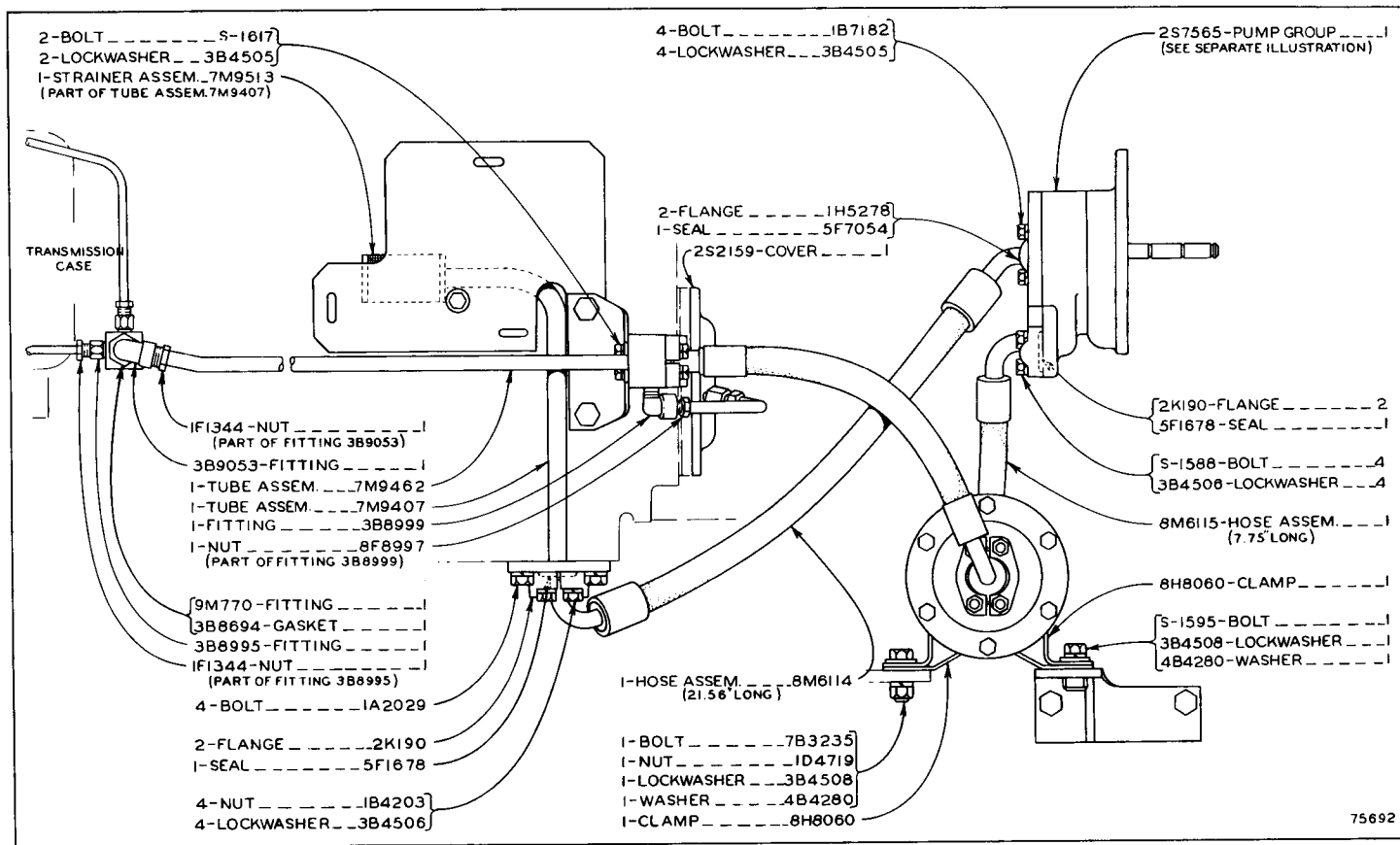
9F740 DISCHARGER
Part of 8M2185 Ether Starting Aid Group



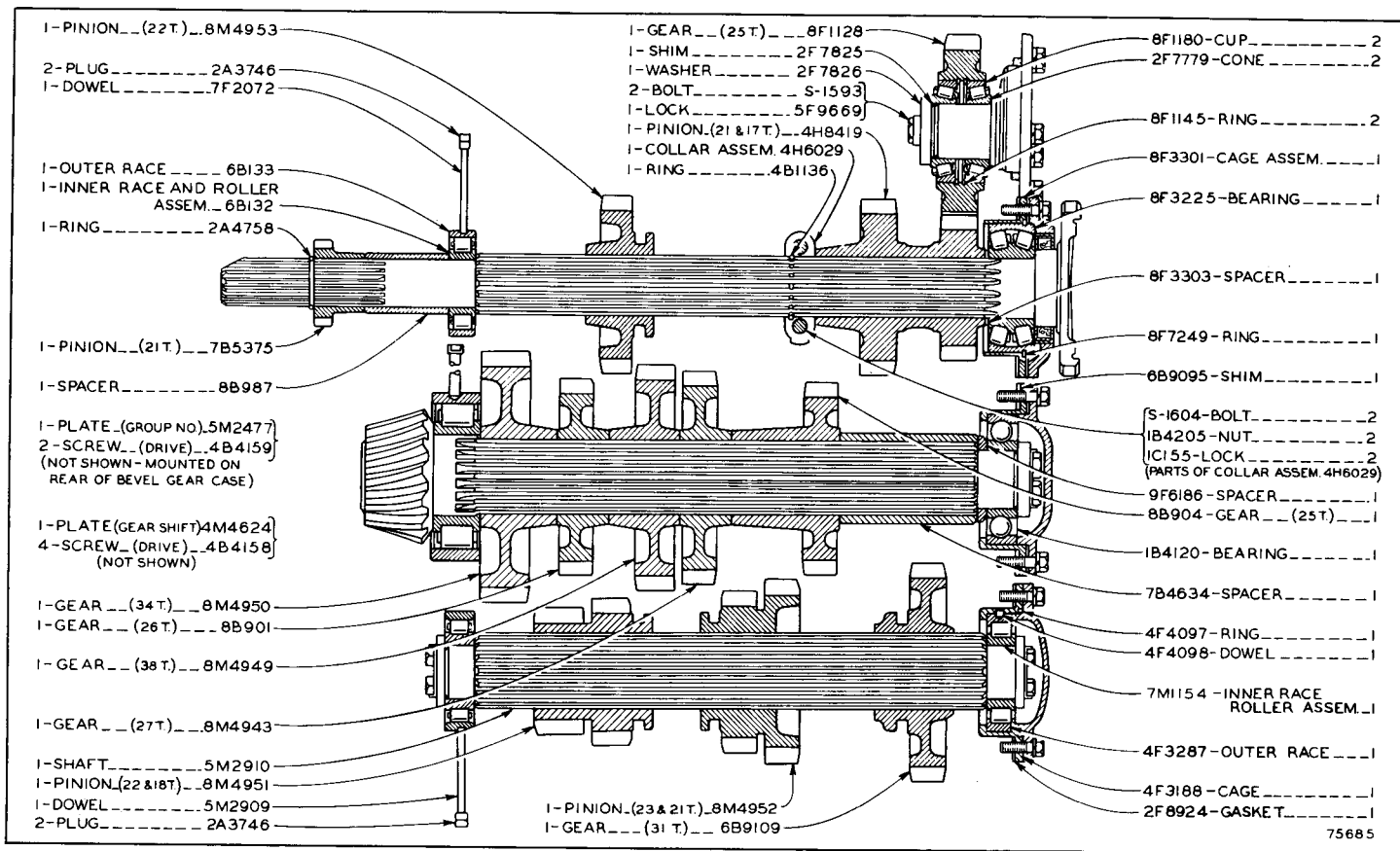
2M2832 SEAT BELT GROUP



8M6116 BEVEL GEAR SHAFT BEARING OIL SYSTEM GROUP—End View—Field Installation
 8H8064 Oil Filter Assembly parts are shown on Page 174

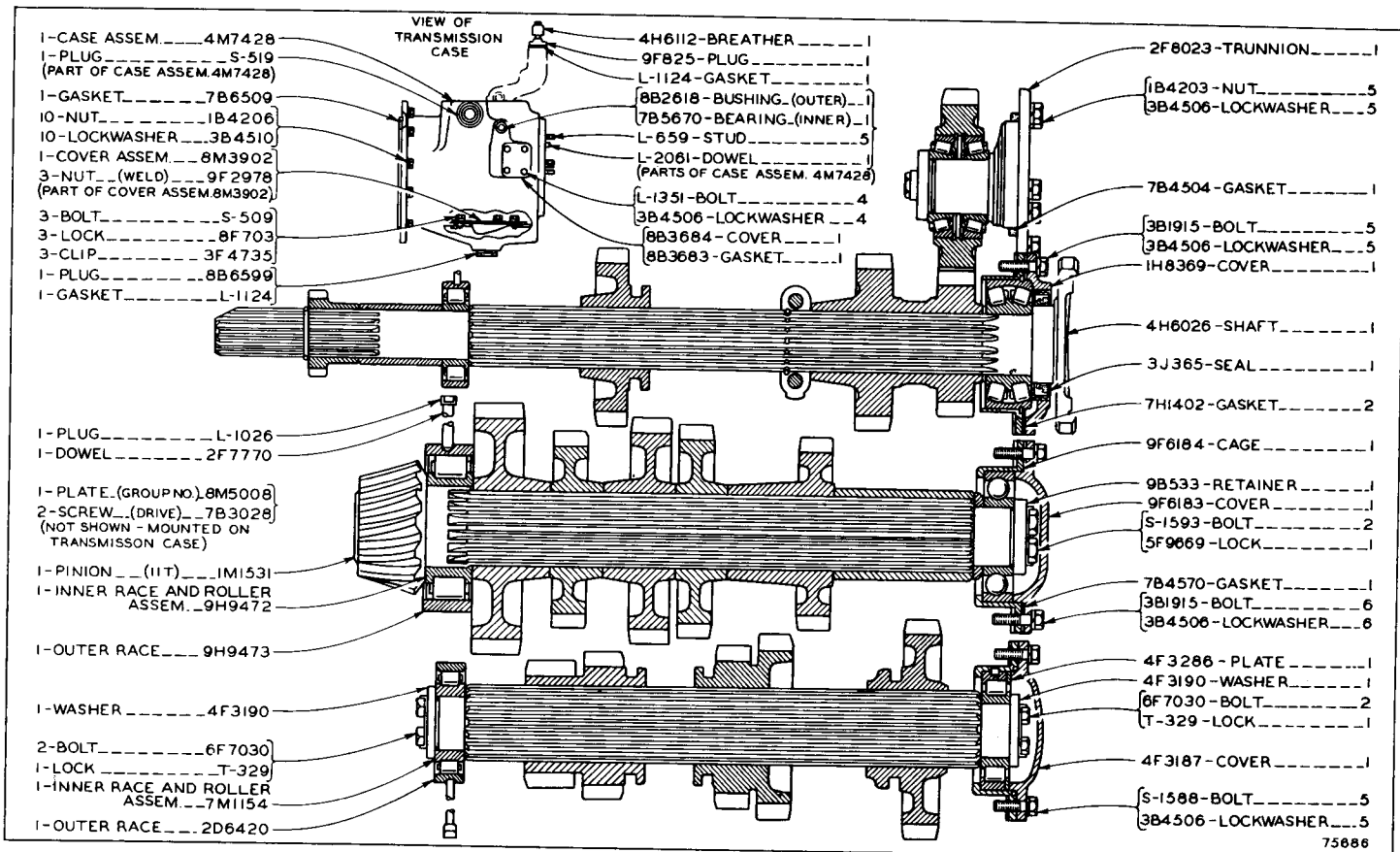


8M6116 BEVEL GEAR SHAFT BEARING OIL SYSTEM GROUP—Top View—Field Installation
 2S7565 Oil Pump Group parts are shown on Page 175



8M4948 TRANSMISSION GROUP—Optional—Part One

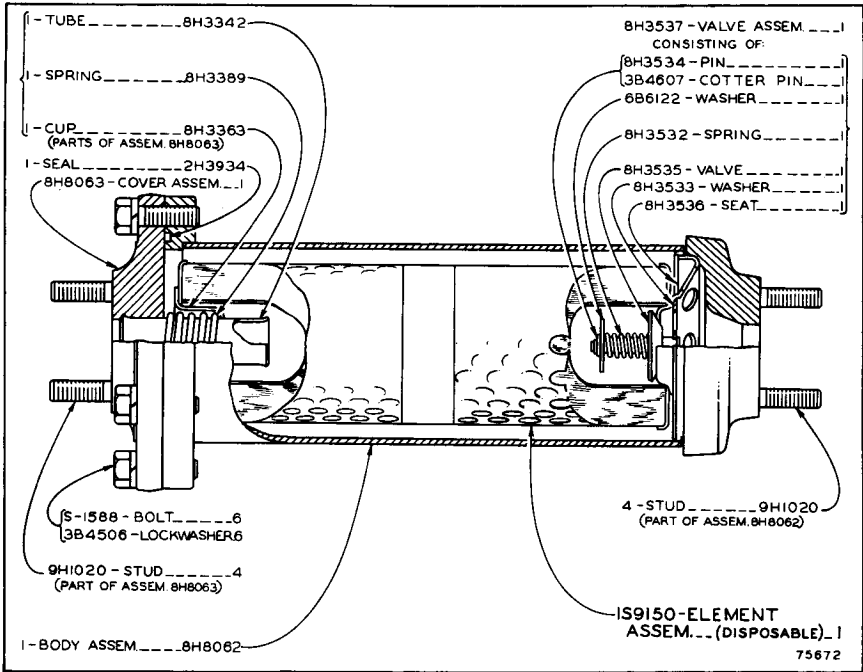
Note: This Transmission provides the following speeds: (Forward) First—1.8, Second—2.5, Third—3.0, Fourth—3.6 and Fifth—6.0 M.P.H.; (Reverse) First—2.3, Second—3.1, Third—3.8 and Fourth—4.4 M.P.H.



75886

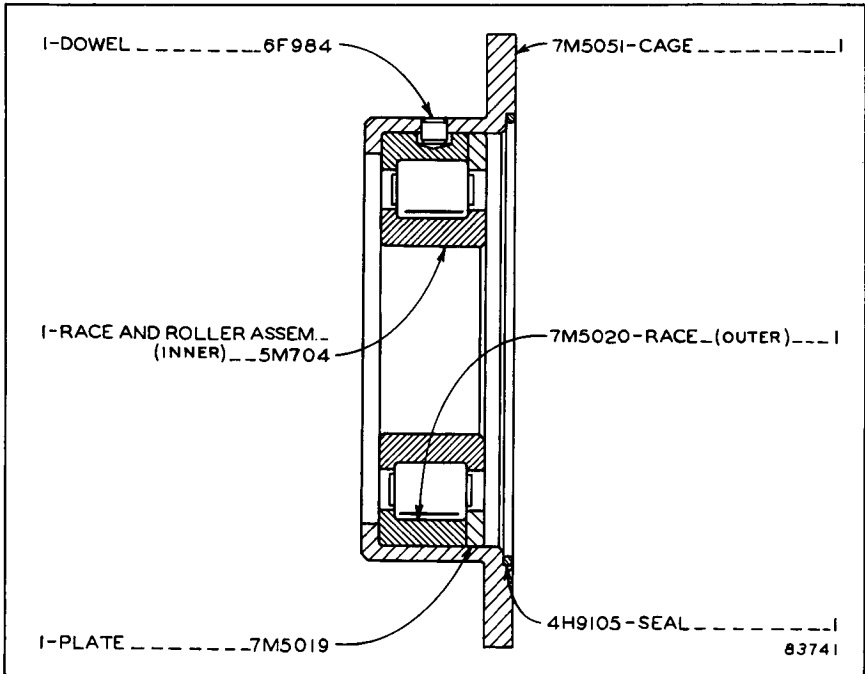
8M4948 TRANSMISSION GROUP—Optional—Part Two

Note: This Transmission provides the following speeds: (Forward) First—1.8, Second—2.5, Third—3.0, Fourth—3.6 and Fifth—6.0 M.P.H.; (Reverse) First—2.3, Second—3.1, Third—3.8 and Fourth—4.4 M.P.H.



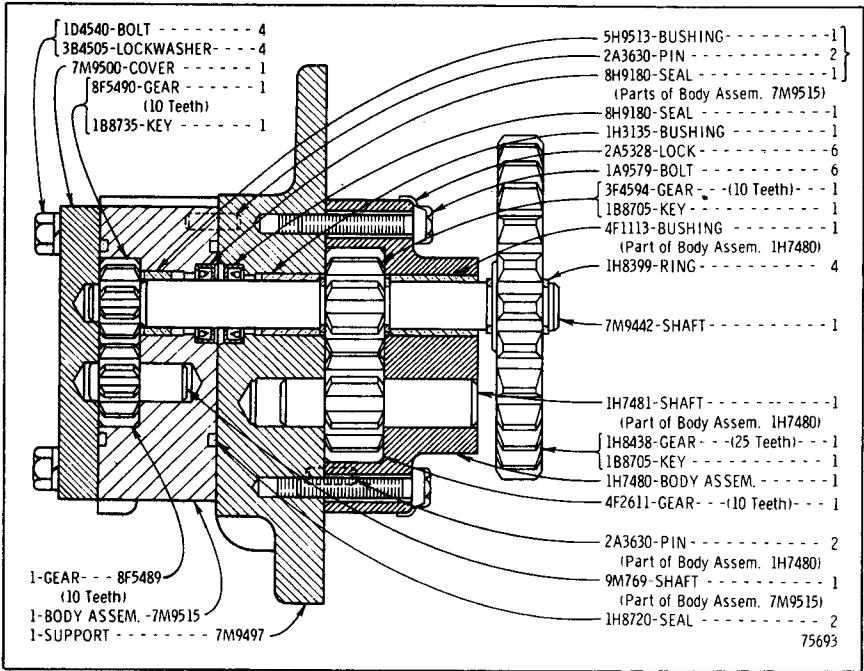
8H8064 OIL FILTER ASSEMBLY

Part of 8M6116 Bevel Gear Shaft Bearing Oil System Group shown on Page 170



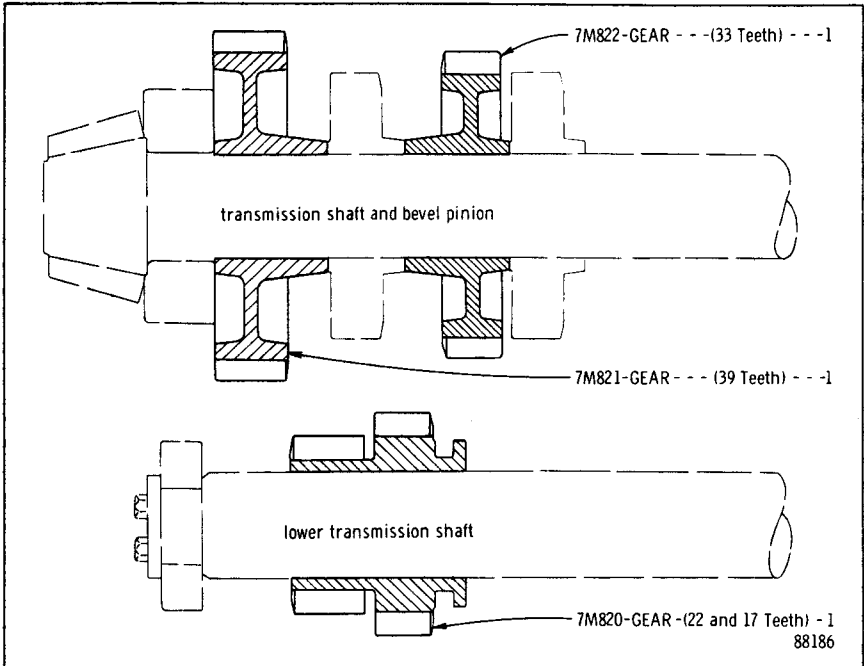
8M9606 PINION SHAFT FRONT BEARING GROUP—Field Installation
For machines operating primarily in forward gear

ALWAYS GIVE SERIAL NUMBER WHEN ORDERING PARTS



257565 OIL PUMP GROUP

Part of 8M6116 Bevel Gear Shaft Bearing Oil System Group shown on Page 171

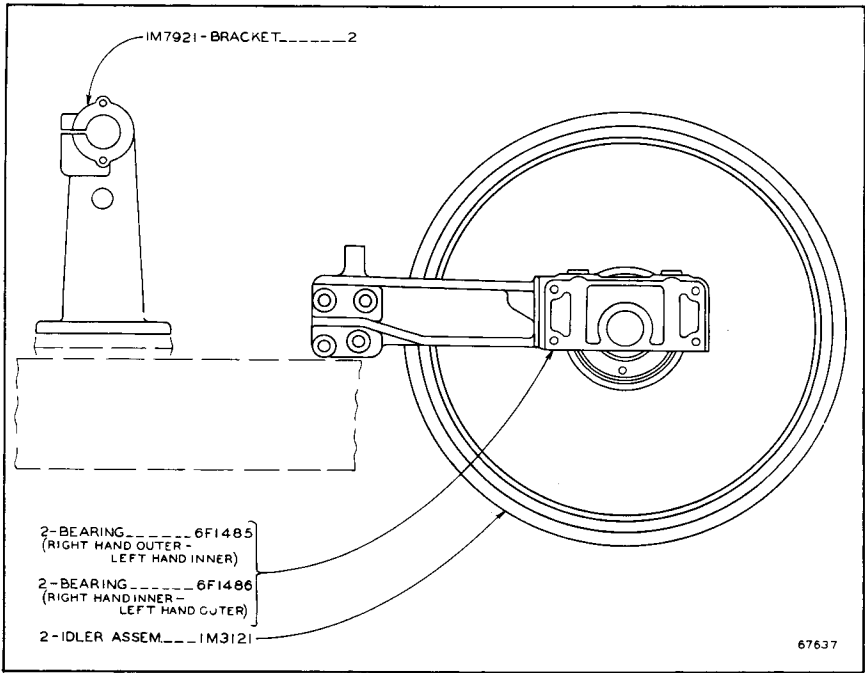


1S1831 TRANSMISSION CONVERSION GROUP

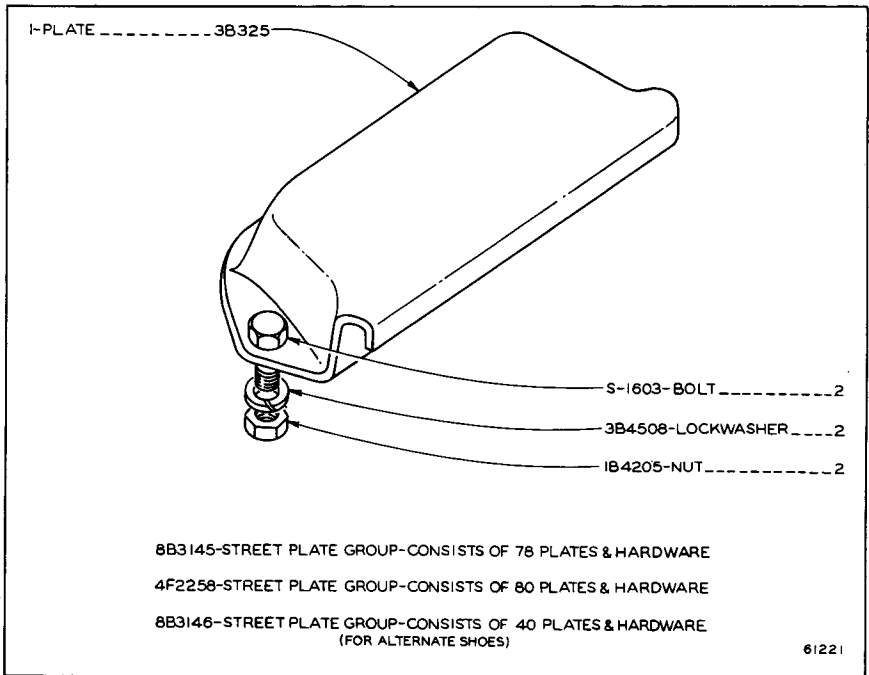
Serial No. 44A6857 to 44A7674 inclusive

For Field Replacement of 6B9133 Pinion, 6B9075 and 9H9470 Gears in applications where excessive wear occurs

ONLY "CATERPILLAR" PARTS GIVE "CATERPILLAR" PERFORMANCE

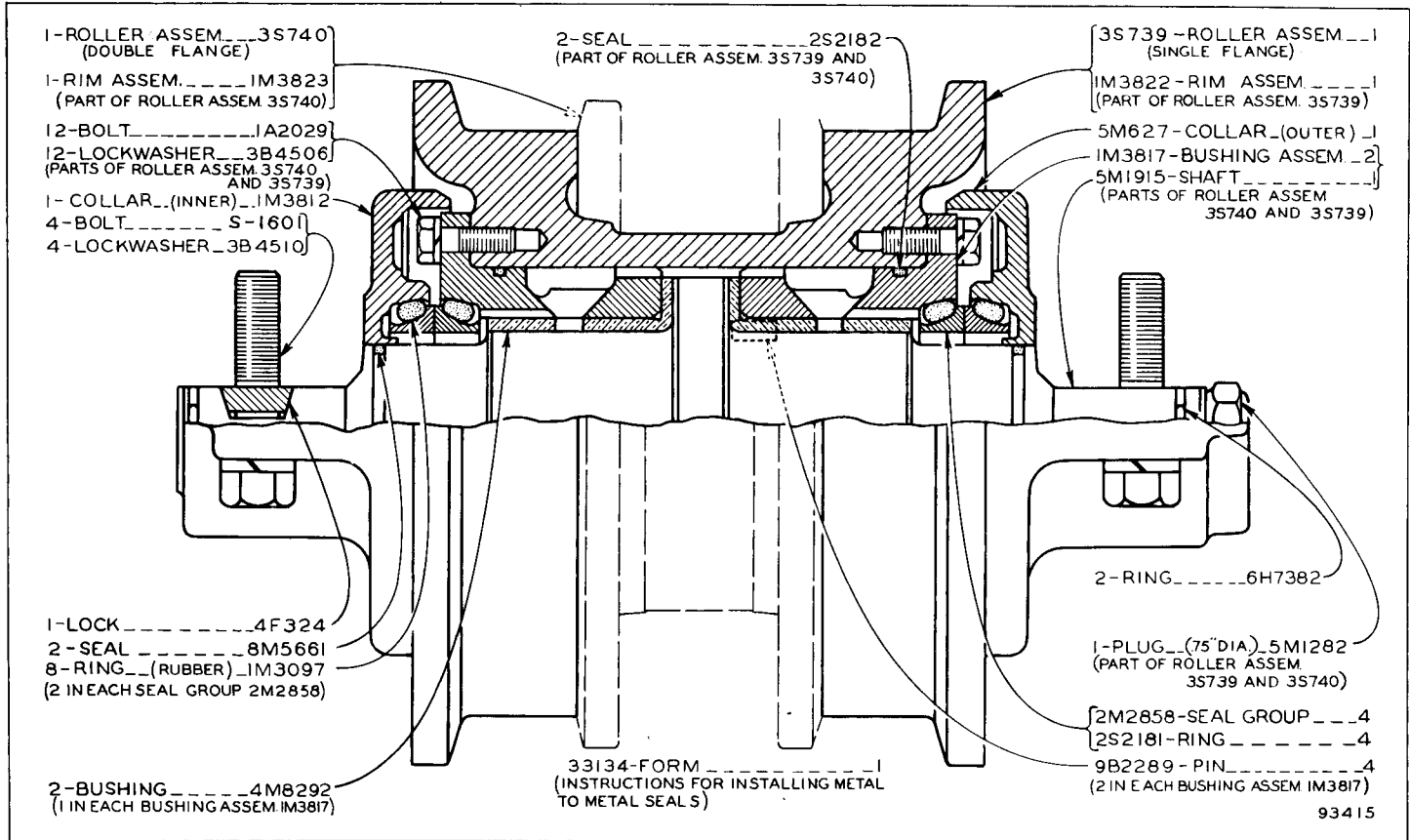


2M2462 FRONT IDLER GROUP—23" Outside Diameter
For use with 39 Section Track Groups

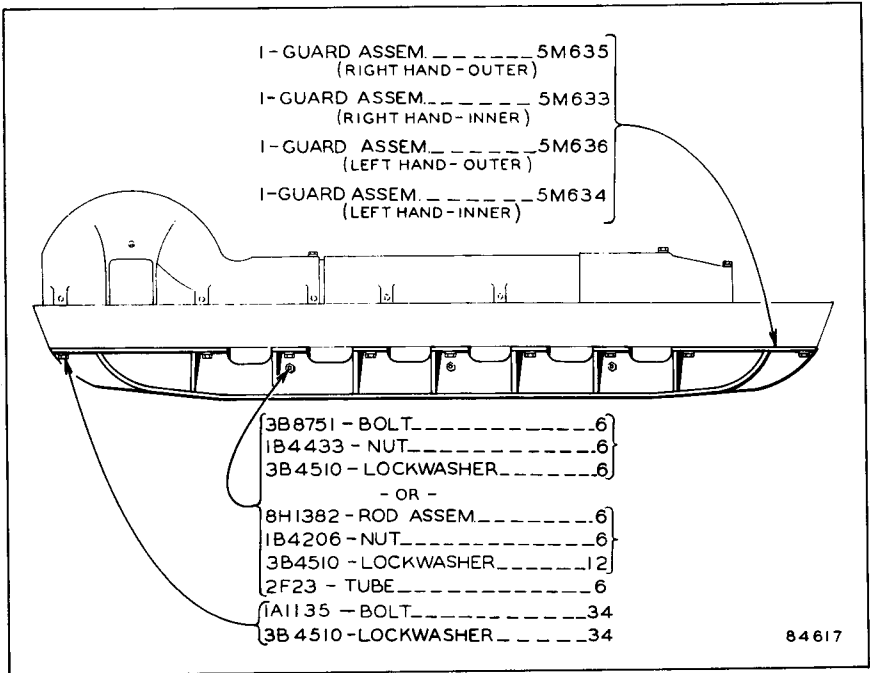


STREET PLATES

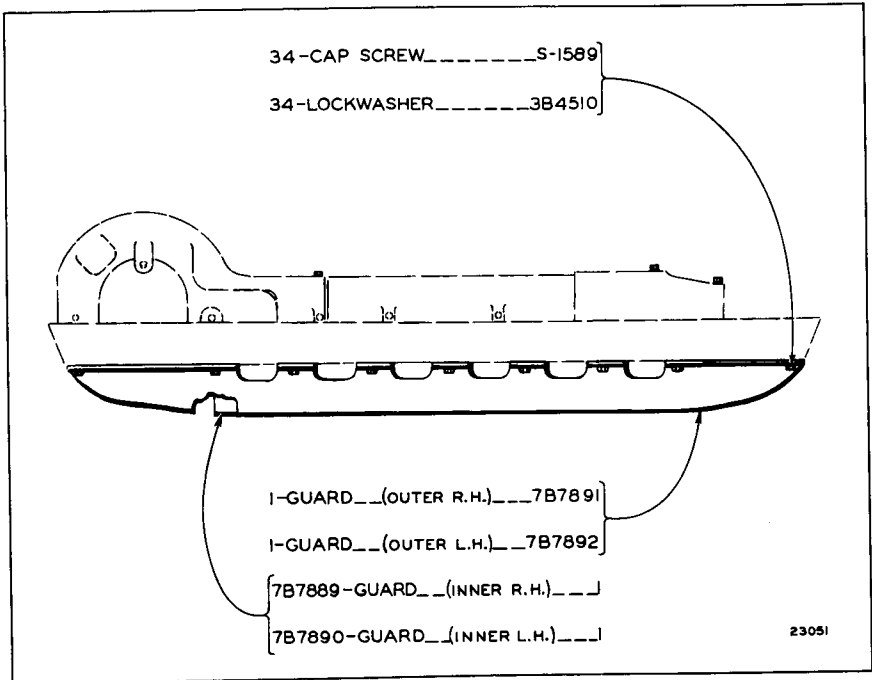
ALWAYS GIVE SERIAL NUMBER WHEN ORDERING PARTS



3S741 TRACK ROLLER GROUP—Single Flange—4 Groups Required
 3S742 TRACK ROLLER GROUP—Double Flange—8 Groups Required
 For use in areas where high temperatures are encountered



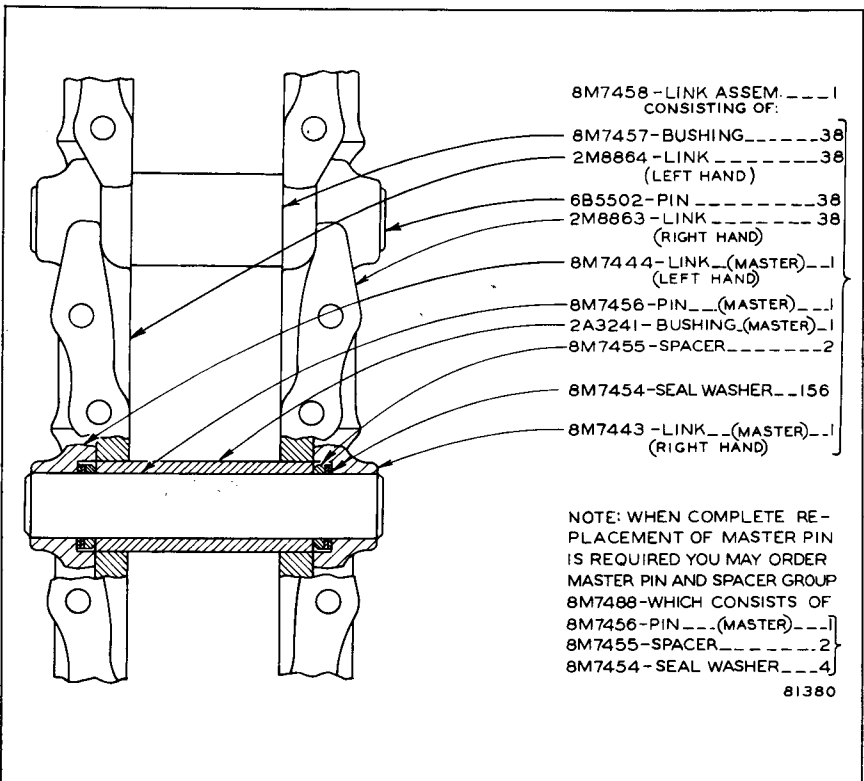
8B2868 TRACK ROLLER DIRT GUARD GROUP
 Reinforced for extremely rough usage



4F7236 TRACK ROLLER DIRT GUARD GROUP

ONLY "CATERPILLAR" PARTS GIVE "CATERPILLAR" PERFORMANCE

CATERPILLAR D6 TRACTOR



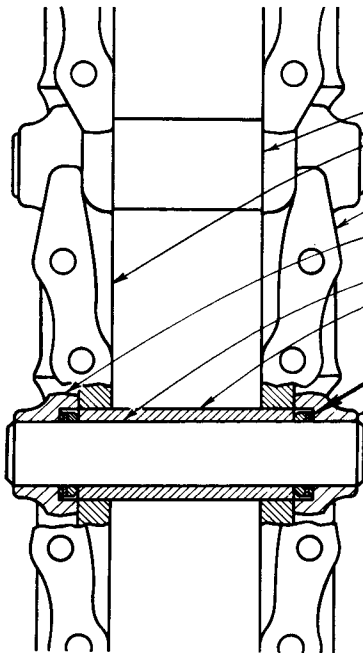
Name	Shoe (39 Req'd. for one Track)	Complete Track Group (Hardware Included) 2 Req'd. per Tractor
16" Grouser Shoe	1M3017	8M7462
16" Skeleton Shoe	1M3022	8M7464
16" Semi-Skeleton Snow Shoe	1M8610—D.S.—20 Req'd. 1M8611—S.S.—19 Req'd.	8M7467
18" Grouser Shoe	1M3021	8M7463
20" Grouser Shoe	1M4440	8M7465
24" Grouser Shoe	1M4441	8M7466
NOTE: 7H3597 Track Shoe Bolt—156 Req'd. for one Track 1M1408 Nut—Used with 7H3597 S.S.—Single Spike D.S.—Double Spike		

TRACK GROUPS—2 Groups Required

For use with Small Outside Diameter Front Idler

Note: 8M7485 Track Pin and Bushing Group, consisting of a complete set of Pins and Bushings for one Track, is available

ALWAYS GIVE SERIAL NUMBER WHEN ORDERING PARTS



- 2S7577—LINK ASSEM. ---1
CONSISTING OF:
- 8M7457—BUSHING-----38
- 2S5960—LINK-----38
(LEFT HAND)
- 8B5502—PIN-----38
- 2S5959—LINK-----38
(RIGHT HAND)
- 2S5962—LINK_(MASTER)---1
(LEFT HAND)
- 8M7456—PIN_(MASTER)---1
- 2A3241—BUSHING_(MASTER)---1
- 8M7455—SPACER-----2
- 8M7454—SEAL WASHER___156
- 2S5961—LINK_(MASTER)---1
(RIGHT HAND)

NOTE: WHEN COMPLETE RE-PLACEMENT OF MASTER PIN IS REQUIRED YOU MAY ORDER MASTER PIN AND SPACER GROUP 8M7488—WHICH CONSISTS OF 8M7456—PIN---(MASTER)---1 8M7455—SPACER-----2 8M7454—SEAL WASHER---4

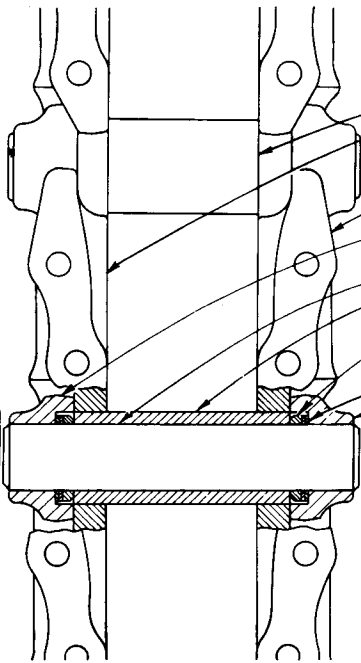
95098

NAME	SHOE (39 Required for one Track)	COMPLETE TRACK GROUP (Hardware Included) 2 Required per Tractor
16" Grouser Shoe	1M3017	2S7581
18" Grouser Shoe	1M3021	2S7582
20" Grouser Shoe	1M4440	2S7583
24" Grouser Shoe	1M4441	2S7584

7H3597 Track Shoe Bolt—156 Required for one Track
1M1408 Nut—Used with 7H3597

NOTE: 8M7485 Track Pin and Bushing Group, consisting of a complete set of Pins and Bushings for one Track, is available

TRACK GROUPS—2 Groups Required
For use with Small Outside Diameter Front Idler



- 2S7579-LINK ASSEM. ---1
- CONSISTING OF:
- 8M7457-BUSHING ---39
- 2S5960-LINK ---39
- (LEFT HAND)
- 6B5502-PIN ---39
- 2S5959-LINK ---39
- (RIGHT HAND)
- 2S5962-LINK (MASTER) ---1
- (LEFT HAND)
- 8M7456-PIN (MASTER) ---1
- 2A3241-BUSHING (MASTER) ---1
- 8M7455-SPACER ---2
- 8M7454-SEAL WASHER ---160
- 2S5961-LINK (MASTER) ---1
- (RIGHT HAND)

NOTE: WHEN COMPLETE RE-PLACEMENT OF MASTER PIN IS REQUIRED YOU MAY ORDER MASTER PIN AND SPACER GROUP 8M7488-WHICH CONSISTS OF:
 8M7456-PIN --- (MASTER) ---1
 8M7455-SPACER ---2
 8M7454-SEAL WASHER ---4

95017

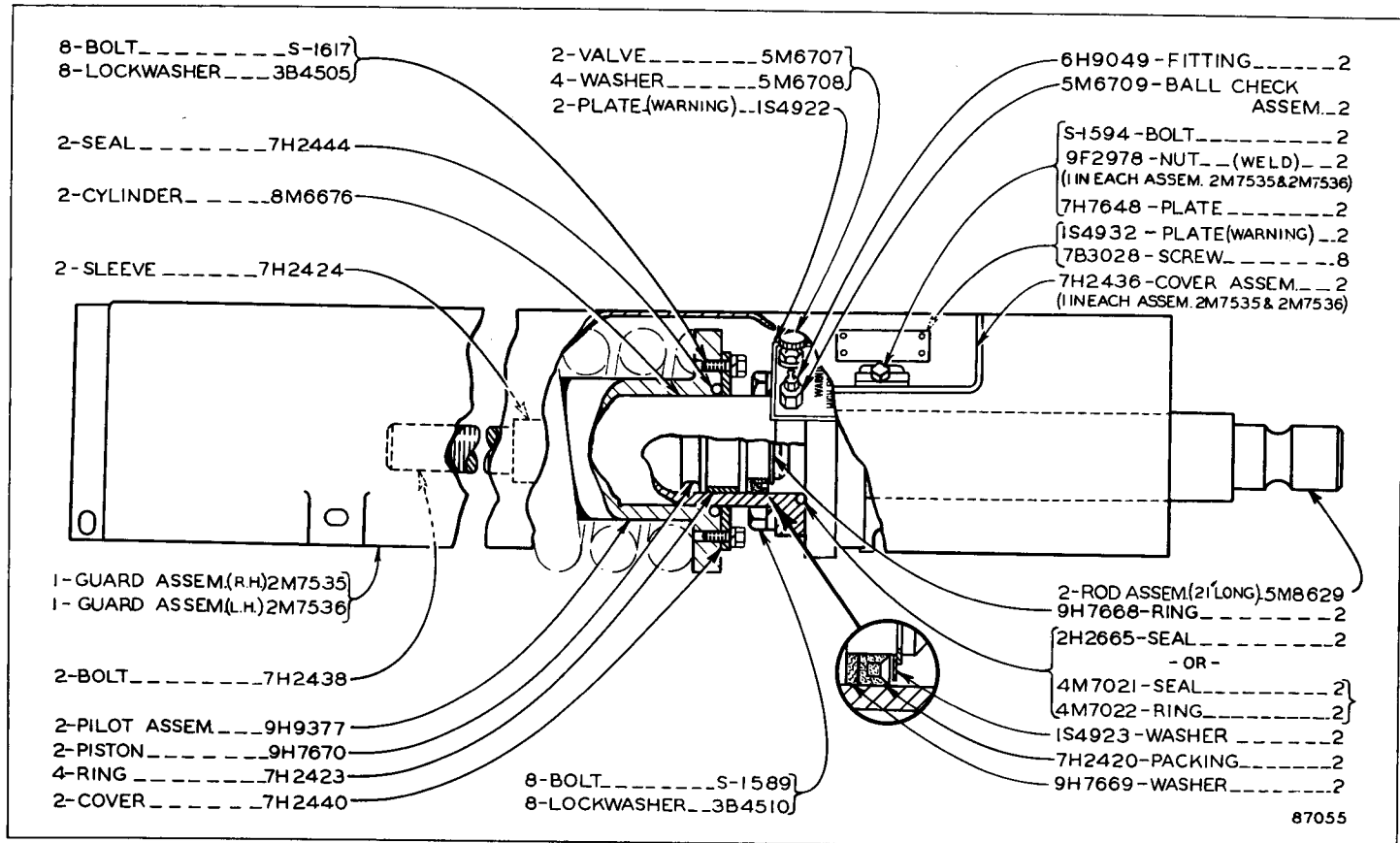
NAME	SHOE (40 Required for one Track)	COMPLETE TRACK GROUP (Hardware Included) 2 Required per Tractor
16" Semi-Skeleton Shoe	1M8610-D.S.-20 Req'd. 1M8611-S.S.-20 Req'd.	2S7591
18" Grouser Shoe	1M3021	2S7586
18" Grouser Shoe— Center Punched	4M2475	2S7590
18" Semi-Skeleton Shoe *	1M3018-D.S.-20 Req'd. 1M3019-S.S.-20 Req'd.	2S7587
20" Grouser Shoe	1M4440	2S7589
24" Grouser Shoe	1M4441	2S7588

NOTE: 7H357 Track Shoe Bolt—160 Required for one Track
 1M1408 Nut—Used with 7H3597
 S.S.—Single Spike D.S.—Double Spike

NOTE: 8M7486 Track Pin and Bushing Group, consisting of a complete set of Pins and Bushings for one Track, is available

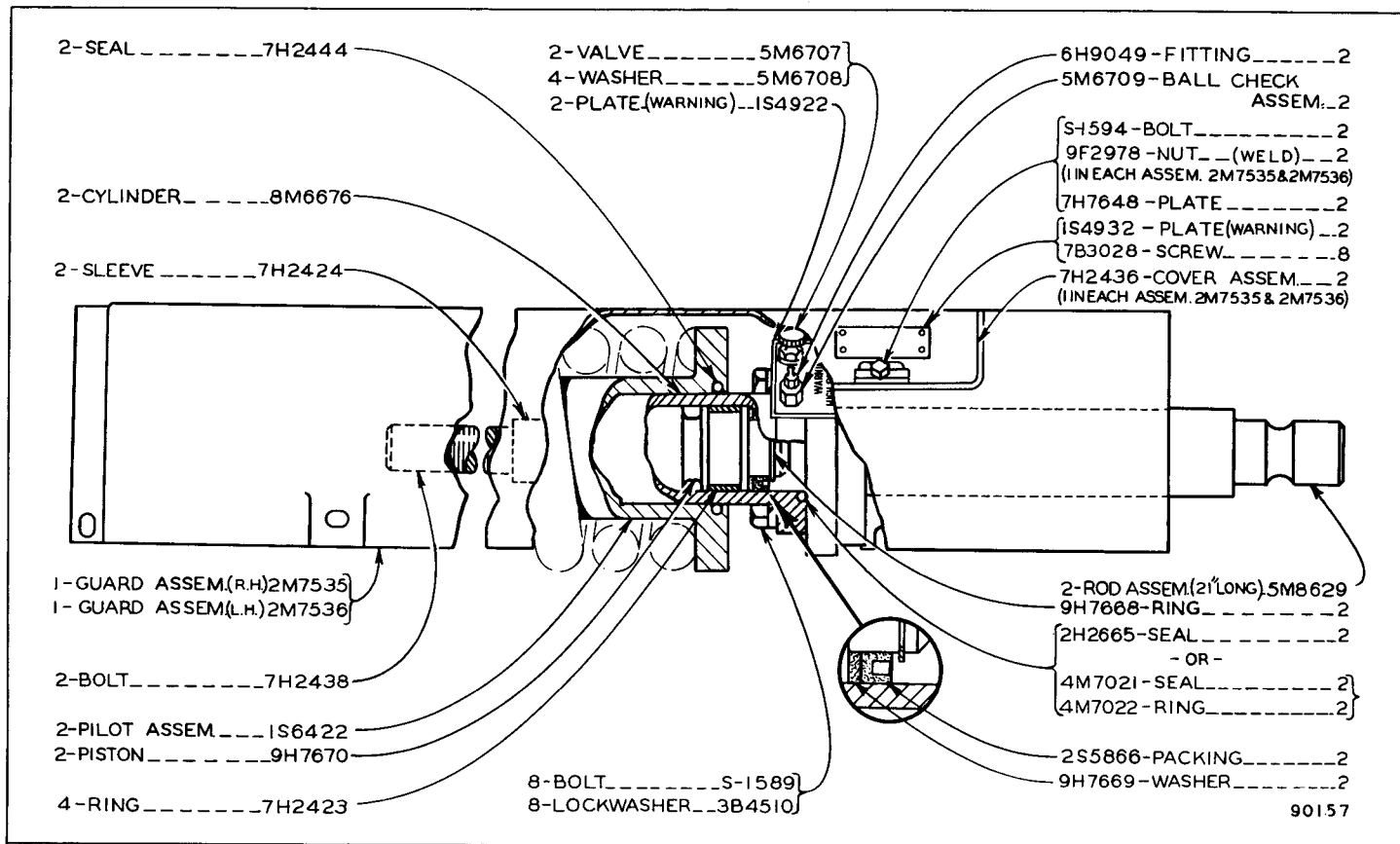
TRACK GROUPS—2 Groups Required
 For use with Large Outside Diameter Front Idler

ALWAYS GIVE SERIAL NUMBER WHEN ORDERING PARTS

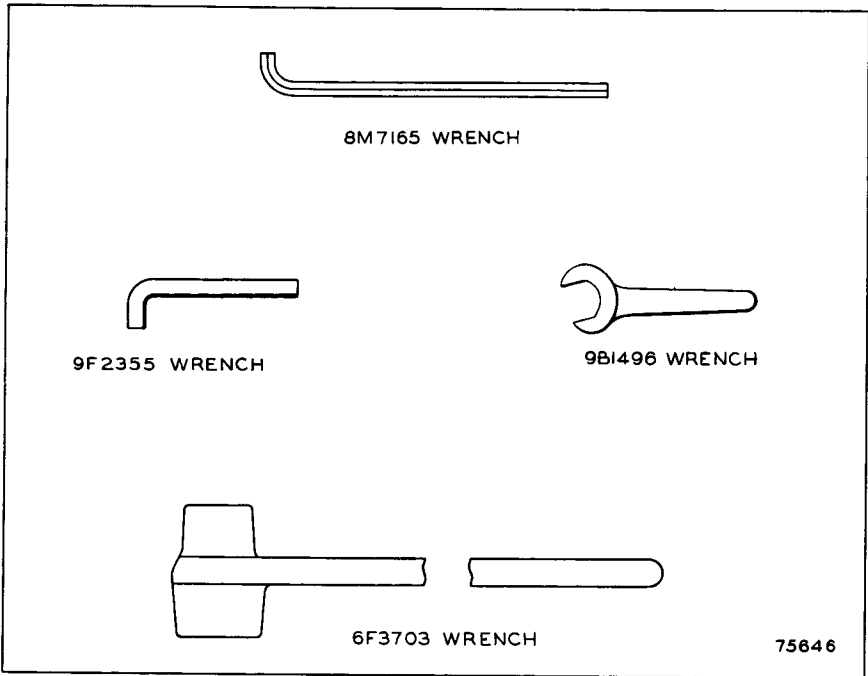


87055

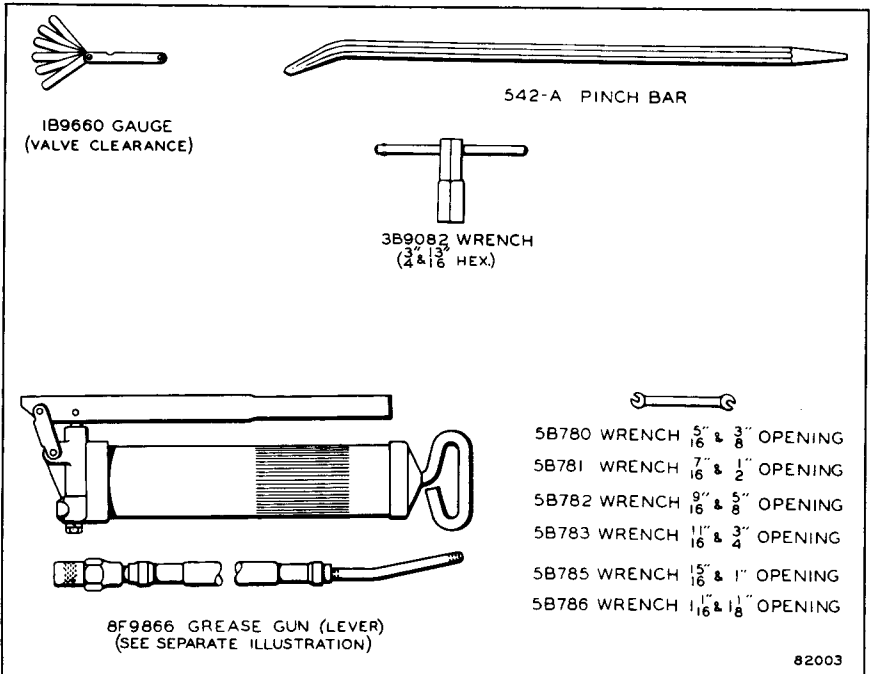
2M7539 HYDRAULIC TRACK ADJUSTING GROUP—First Type



2M7539 HYDRAULIC TRACK ADJUSTING GROUP—Second Type



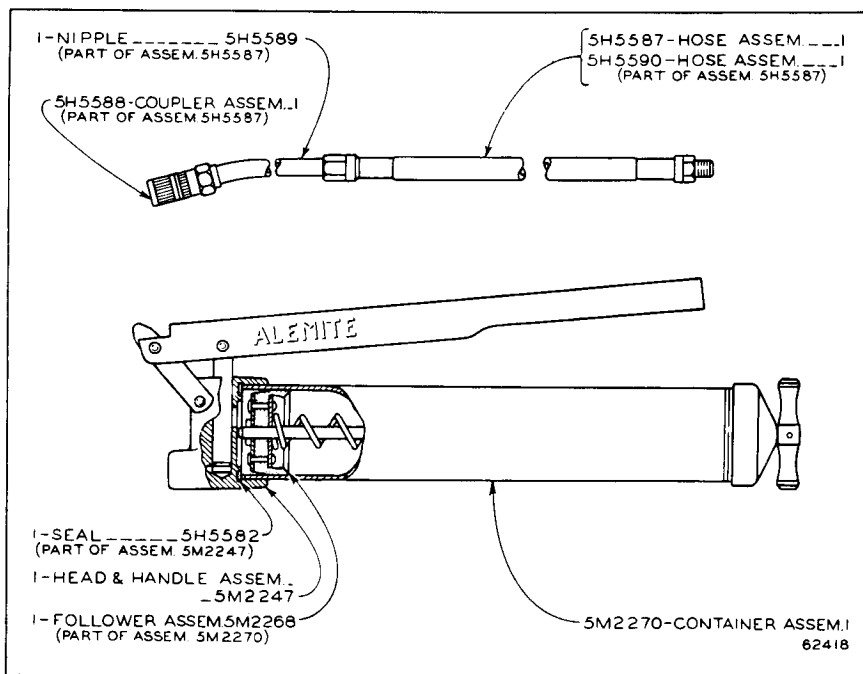
TOOLS



8M9853 TOOL GROUP

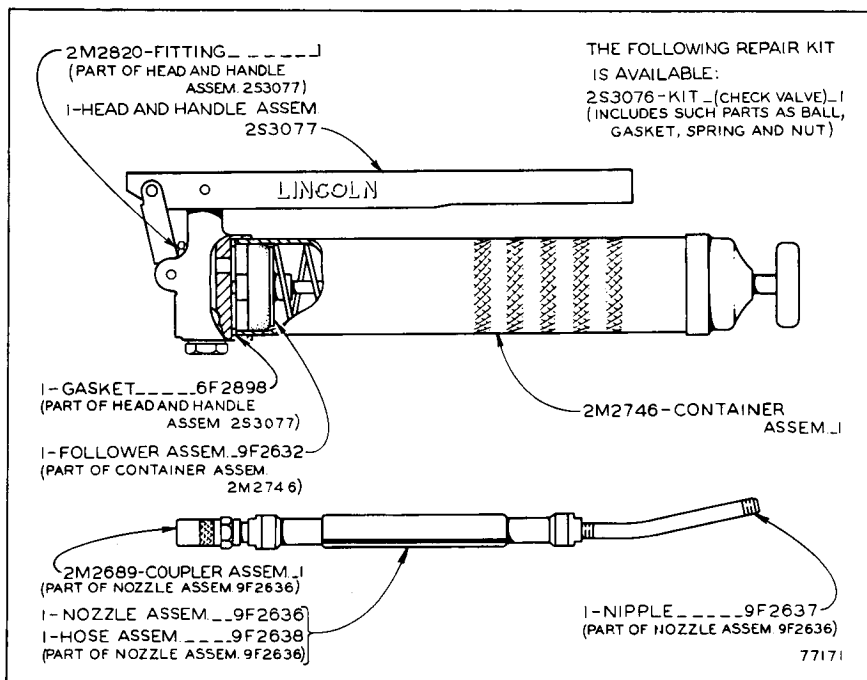
8F9866 Grease Gun parts are shown on Page 182
AN ATTACHMENT

ONLY "CATERPILLAR" PARTS GIVE "CATERPILLAR" PERFORMANCE



8F9866 GREASE GUN—First Type

Part of 8M9853 Tool Group shown on Page 181



8F9866 GREASE GUN—Second Type

Part of 8M9853 Tool Group shown on Page 181

ALWAYS GIVE SERIAL NUMBER WHEN ORDERING PARTS

Quantity Used	Part Number	Description
2	2M6831	Plate—Serial Number
1	9M6432	Plate—Lubrication Instructions
10	4B4158	Drive Screw
1	1H6517	Transfer—Filter Instructions On oil filter cover
1	1S8410	Film—Crankcase On front oil filter
1	8M4707	Transfer Group Consisting of:
1	Transfer—Safety On dash
1	Transfer—Manufacturer's Address On front panel below seat
1	Transfer—Fuel Oil Capacity To left of fuel tank filler neck
1	Transfer—Air Cleaner Instructions On diesel air cleaner
2	Transfer—Generator Instructions On voltage regulator and Generator
1	Transfer—Air Cleaner Instructions On starting engine air cleaner
2	Transfer—D6B On each side of seat
1	Transfer—Breather Instructions On starting engine breather
1	Transfer—D6 On back of fuel tank
1	Transfer—Series B On back of fuel tank
1	Transfer—Fuel Valve Instructions
1	Transfer—Filter Instructions
2	5H8460	Transfer—CATERPILLAR On front of radiator guard and back of fuel tank
2	7H6814	Transfer—CAT On each side of seat
2	7M8856	Transfer—CATERPILLAR On each side of hood

NAME PLATES AND TRANSFERS

ONLY "CATERPILLAR" PARTS GIVE "CATERPILLAR" PERFORMANCE

SPECIFICATIONS

(SUBJECT TO CHANGE WITHOUT NOTICE)

Weight, shipping (approximate) 18,125 lbs.

DIMENSIONS

Length	12' 7 ³ / ₄ "
Height	6' 3 ¹ / ₈ "
Width	7' 9 ¹ / ₂ "
Gauge	74"
Ground Clearance	13 ¹ / ₂ "
Drawbar Height	14"

CAPACITIES

Cooling System	11 U.S. Gal.
Crankcase, lubricating oil	5 ¹ / ₂ U.S. Gal.
Transmission, lubricating oil	10 ¹ / ₂ U.S. Gal.
Steering Clutch, Hydraulic Control Unit	1 ¹ / ₂ U.S. Gal.
Flywheel Clutch	2 ¹ / ₄ U.S. Gal.
Final Drive, lubricating oil, each side	3 ¹ / ₄ U.S. Gal.
Fuel Tank	65 U.S. Gal.

ATTACHMENTS

Additional equipment such as Hydraulic Track Adjusters, Mufflers, Cable and Hydraulic Controls, Lighting Systems, Cabs, etc., are available at extra cost. Consult your "Caterpillar" Dealer.

MACHINE SERIAL NUMBER PLATE LOCATION

Serial number plates are located on the back of the transmission case and on the left-hand side of the cylinder block.