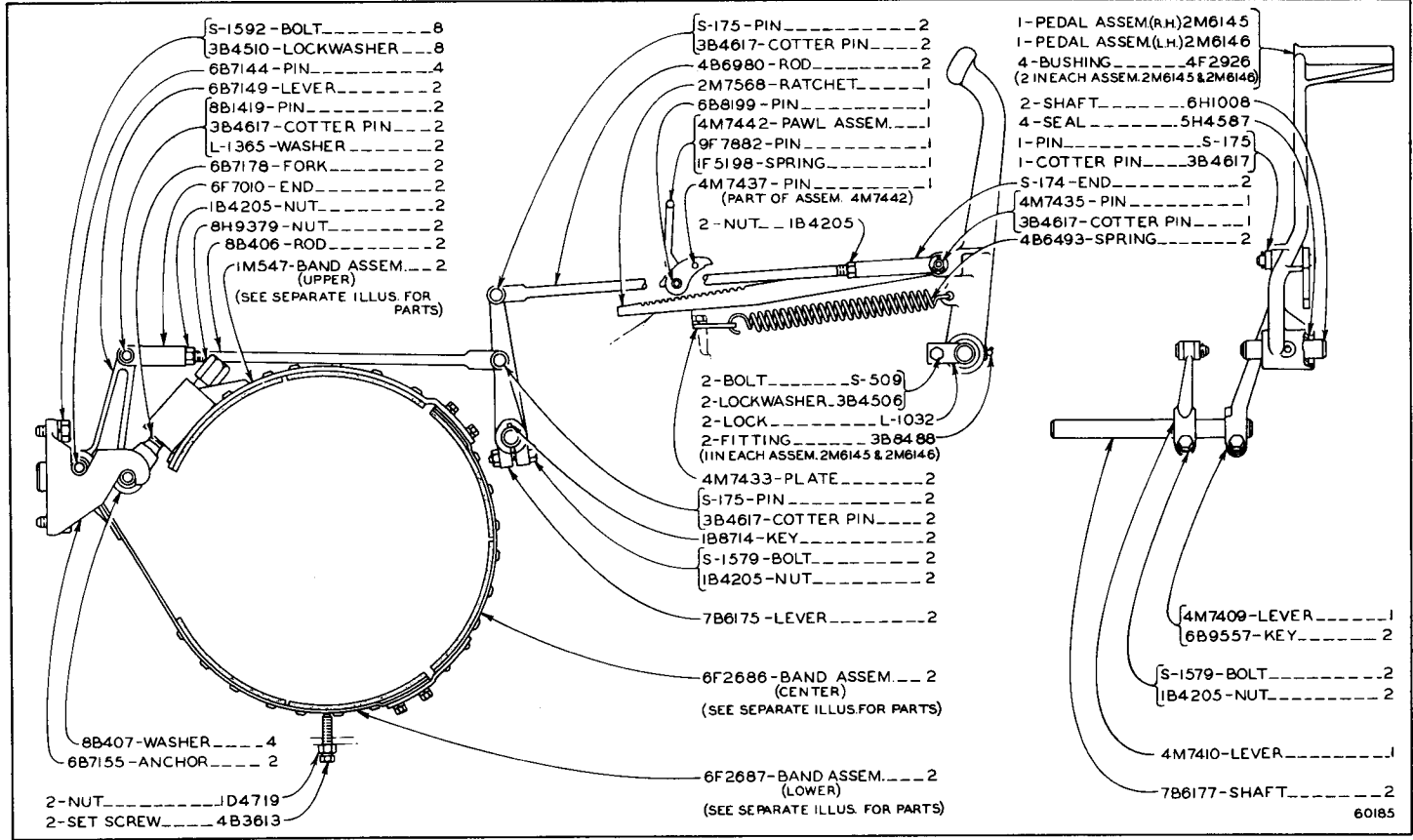


STEERING CLUTCH

ALWAYS GIVE SERIAL NUMBER WHEN ORDERING PARTS



- S-1592 - BOLT..... 8
- 3B4510 - LOCKWASHER..... 8
- 6B7144 - PIN..... 4
- 6B7149 - LEVER..... 2
- 8B1419 - PIN..... 2
- 3B4617 - COTTER PIN..... 2
- L-1365 - WASHER..... 2
- 6B7178 - FORK..... 2
- 6F7010 - END..... 2
- 1B4205 - NUT..... 2
- 8H9379 - NUT..... 2
- 8B406 - ROD..... 2
- 1M547 - BAND ASSEM..... 2  
(UPPER)  
(SEE SEPARATE ILLUS. FOR PARTS)

- 8B407 - WASHER..... 4
- 6B7155 - ANCHOR..... 2
- 2 - NUT..... 1 D4719
- 2 - SET SCREW..... 4 B3813

- S-175 - PIN..... 2
- 3B4617 - COTTER PIN..... 2
- 4B6980 - ROD..... 2
- 2M7568 - RATCHET..... 1
- 6B8199 - PIN..... 1
- 4M7442 - PAWL ASSEM..... 1
- 9F7882 - PIN..... 1
- 1F5198 - SPRING..... 1
- 4M7437 - PIN..... 1  
(PART OF ASSEM. 4M7442)
- 2 - NUT..... 1 B4205

- 2 - BOLT..... 2 S-509
- 2 - LOCKWASHER..... 2 3B4506
- 2 - LOCK..... 2 L-1032
- 2 - FITTING..... 2 3B8488  
(1 IN EACH ASSEM. 2M6145 & 2M6146)
- 4M7433 - PLATE..... 2
- S-175 - PIN..... 2
- 3B4617 - COTTER PIN..... 2
- 1B8714 - KEY..... 2
- S-1579 - BOLT..... 2
- 1B4205 - NUT..... 2

- 7B6175 - LEVER..... 2
- 6F2686 - BAND ASSEM..... 2  
(CENTER)  
(SEE SEPARATE ILLUS. FOR PARTS)
- 6F2687 - BAND ASSEM..... 2  
(LOWER)  
(SEE SEPARATE ILLUS. FOR PARTS)

- 1 - PEDAL ASSEM.(R.H.) 2M6145
- 1 - PEDAL ASSEM.(L.H.) 2M6146
- 4 - BUSHING..... 4 F2926  
(2 IN EACH ASSEM. 2M6145 & 2M6146)
- 2 - SHAFT..... 2 6H1008
- 4 - SEAL..... 4 5H4587
- 1 - PIN..... 1 S-175
- 1 - COTTER PIN..... 1 3B4617
- S-174 - END..... 2
- 4M7435 - PIN..... 1
- 3B4617 - COTTER PIN..... 1
- 4B6493 - SPRING..... 2

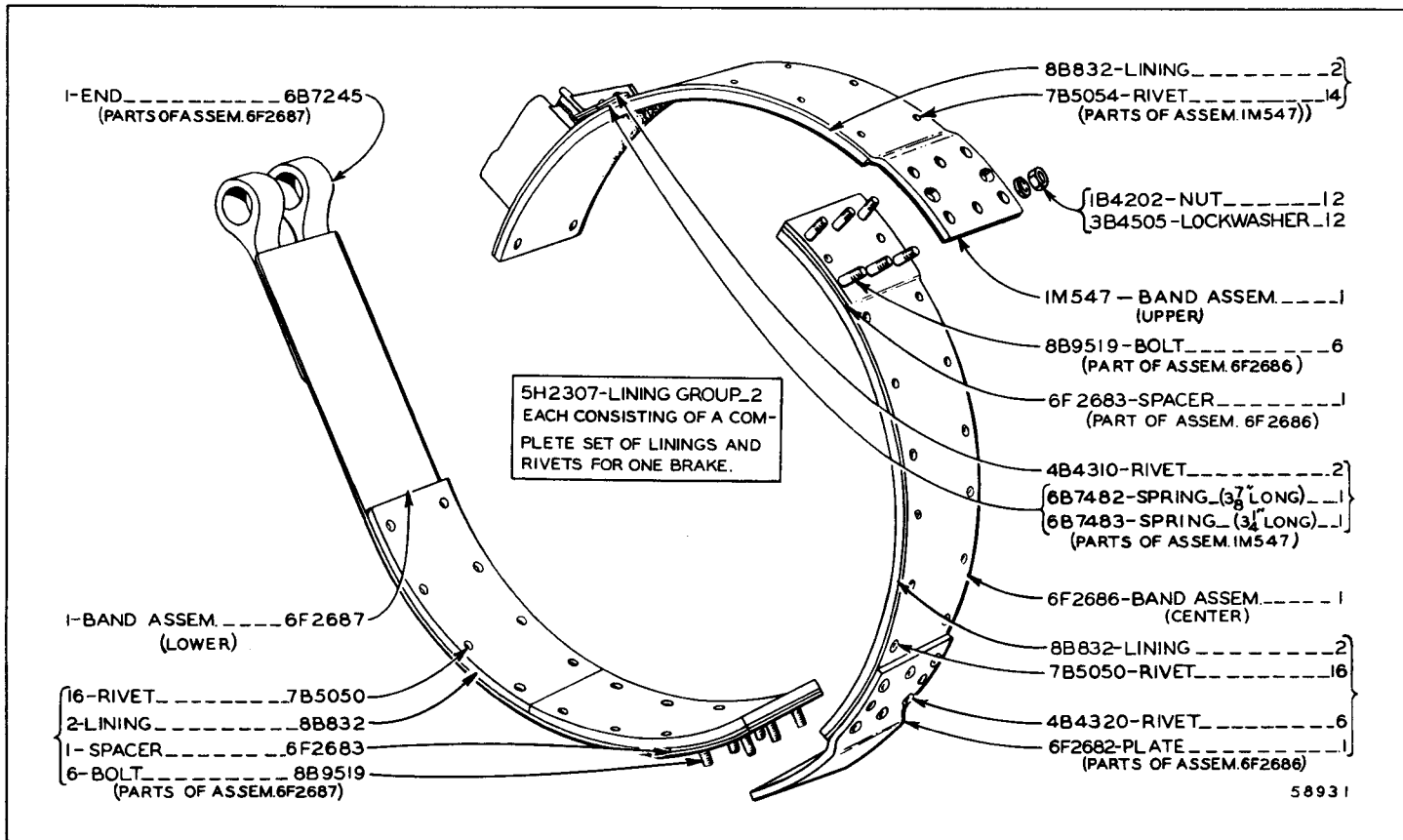
- 4M7409 - LEVER..... 1
- 6B9557 - KEY..... 2

- S-1579 - BOLT..... 2
- 1B4205 - NUT..... 2

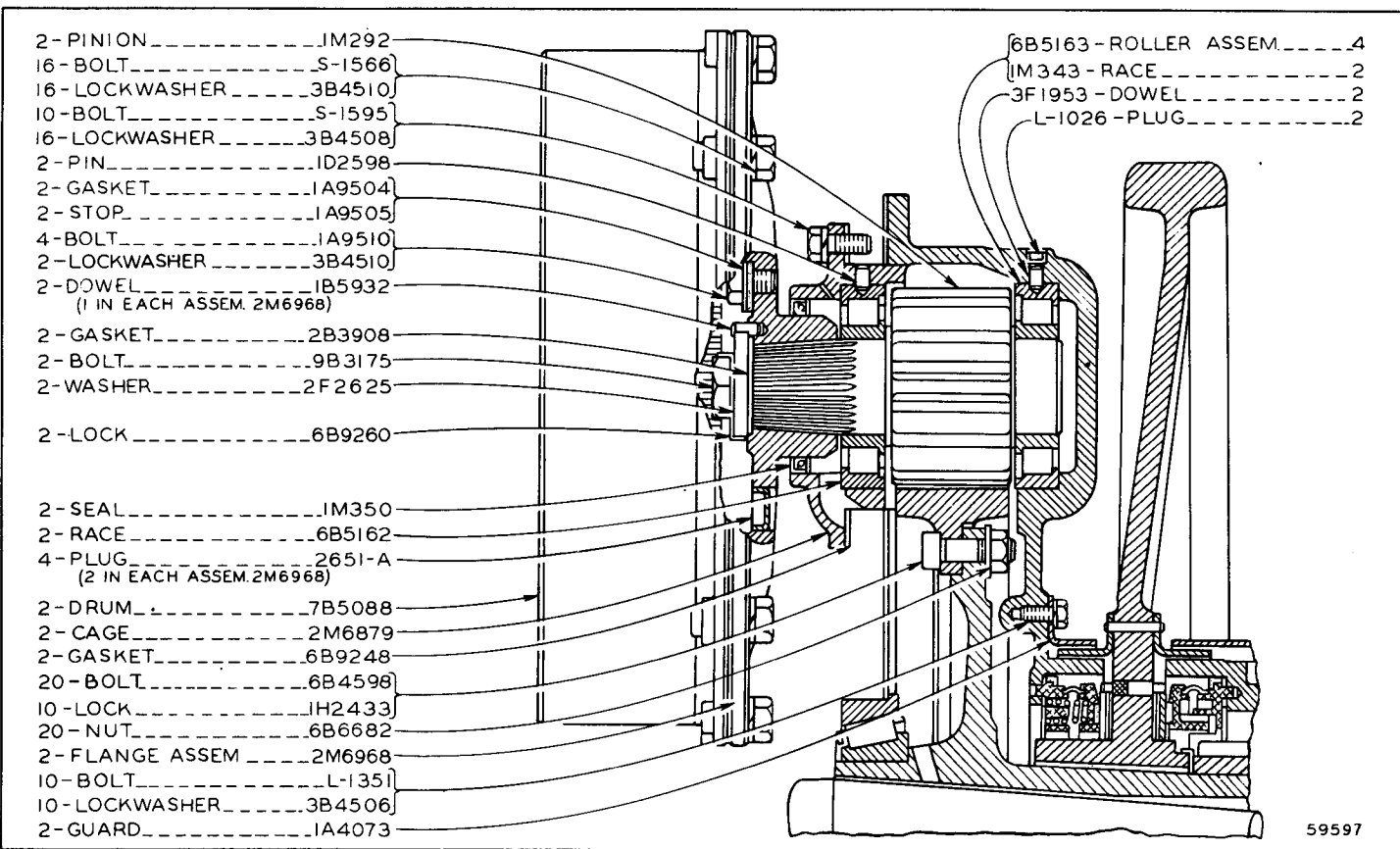
- 4M7410 - LEVER..... 1
- 7B6177 - SHAFT..... 2

60185

BRAKES

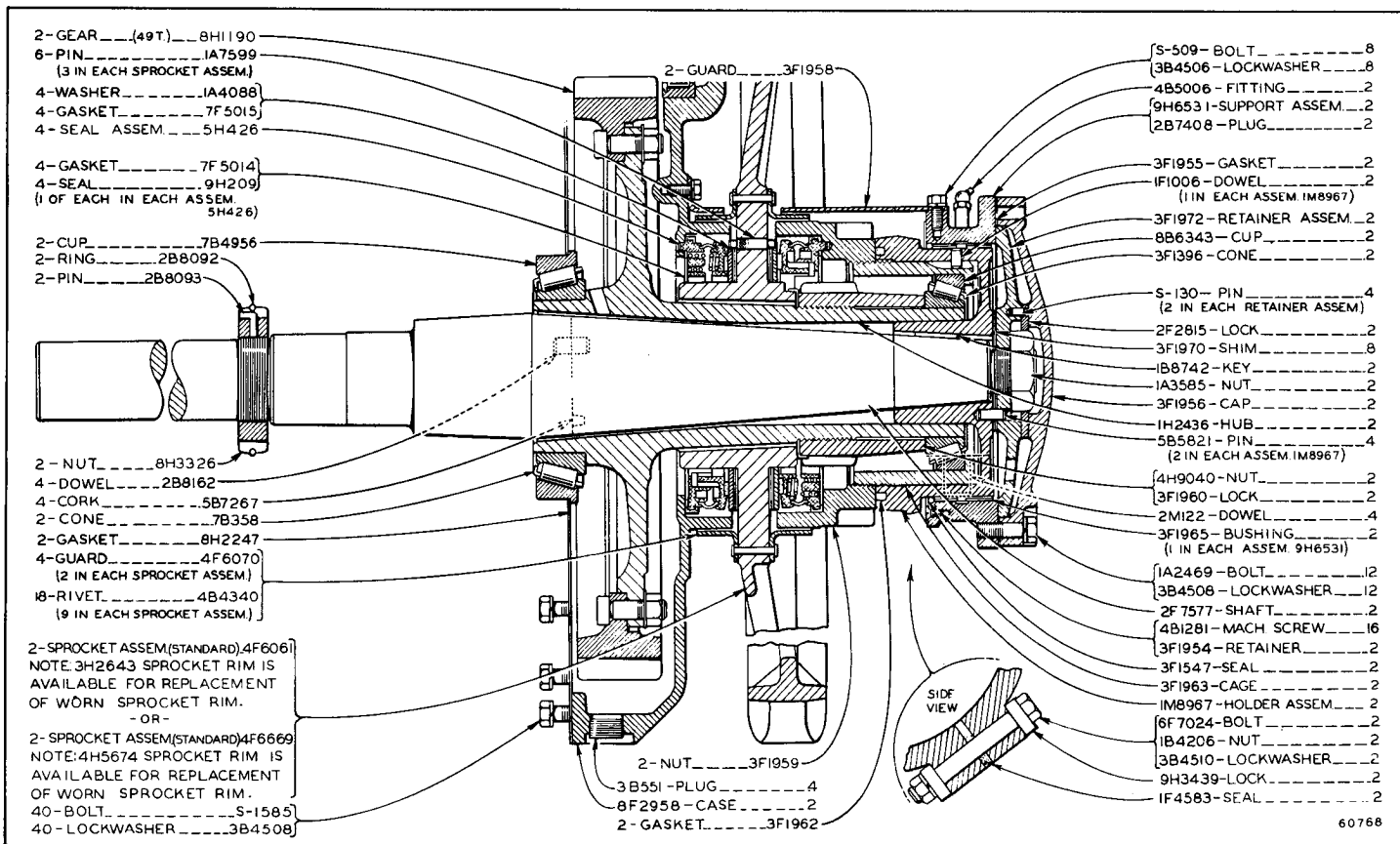


BRAKE BAND ASSEMBLIES  
Part of Brakes



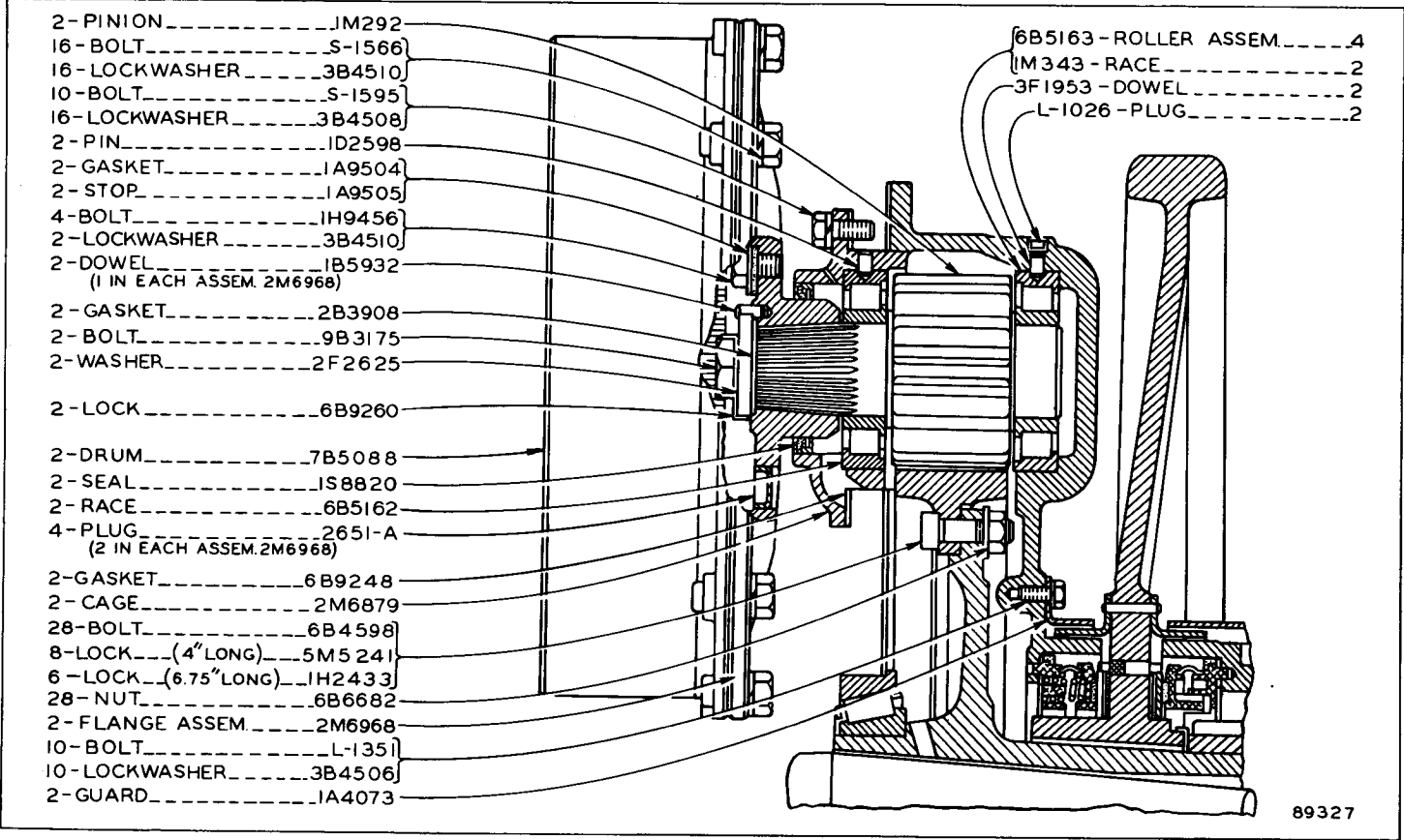
FINAL DRIVE—Part One

59597



FINAL DRIVE—Part Two

60768

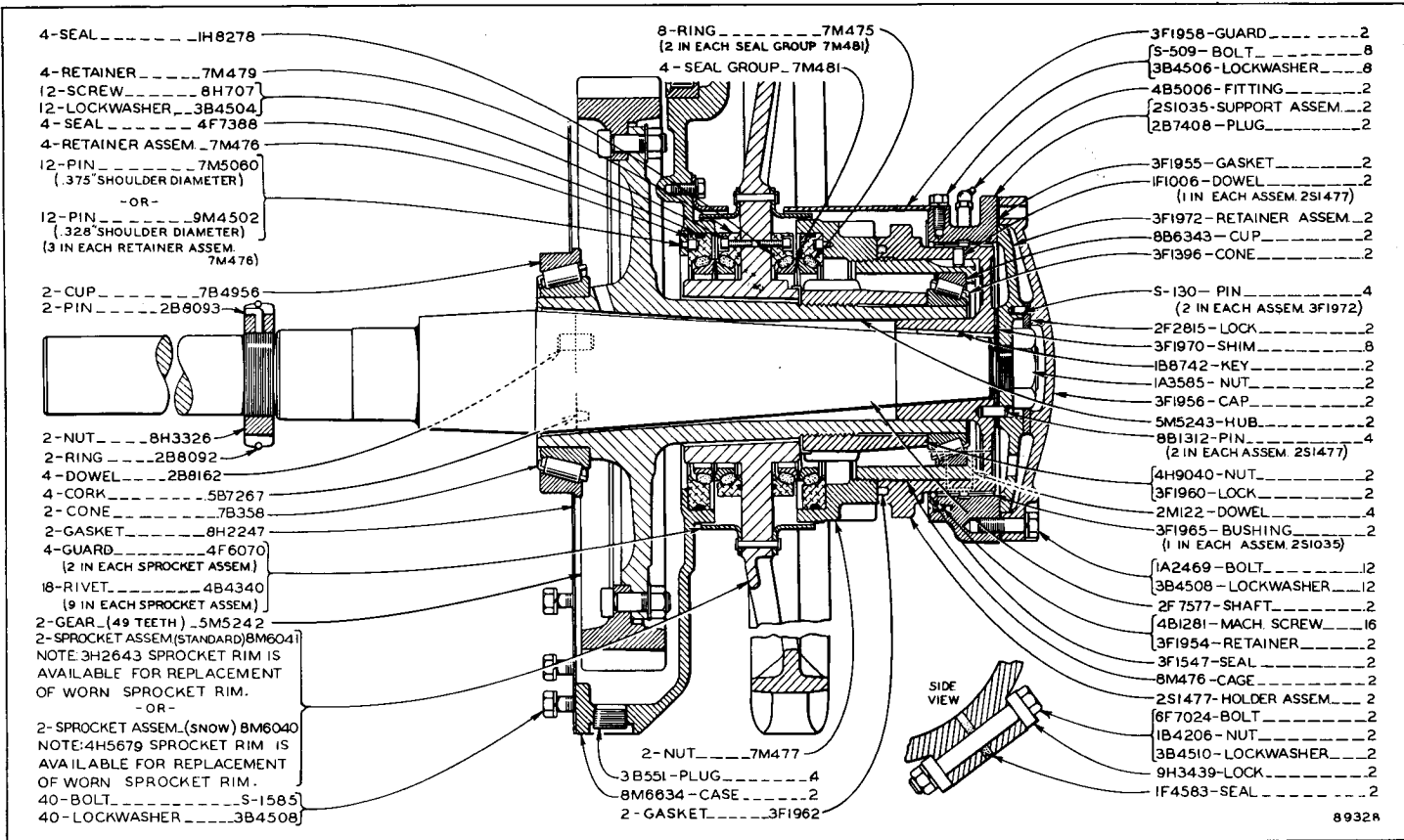


89327

**FINAL DRIVE—Part One**

Effective with Serial No. 37A1534

Note: Quantities shown are those required for both R.H. and L.H. sides. Additional parts are shown on reverse side of this insert



## FINAL DRIVE—Part Two

Note: Quantities shown are those required for both R.H. and L.H. sides  
Effective with Serial No. 37A1534

