

26  
60

**TRACTOR**

**60 INCH GAUGE**

**PARTS**  
*Catalog*

**SERIAL NUMBERS  
37A1-UP**



**CATERPILLAR TRACTOR CO.**



# **D6 TRACTOR 60 INCH GAUGE**

## **HOW TO ORDER PARTS**

Please be sure to furnish the quantity, part number and name of each part wanted. It is also important to give the serial number of the machine for which the parts are intended. Location of serial number plates may be determined by referring to the "Specifications" page of this parts catalog. It is suggested that you write the serial number of your machine in this space so that it will be readily available when you need it.

**THIS PARTS CATALOG FOR  
MACHINE SERIAL NUMBER**

37A.....

To insure prompt delivery, please don't overlook furnishing the correct name of the consignee, also the street address, town, county and state to which the parts are to be shipped, and indicate whether shipment is to be made by freight, express, parcel post or by other means.

## **WHERE TO ORDER PARTS**

Caterpillar dealers maintain over 400 stores in the United States, and similar establishments are located strategically in nearly all countries throughout the world. These organizations are backed by the extensive facilities and resources of Caterpillar Tractor Co.

Dealer personnel are factory trained in the stocking and issuing of parts, and large stocks are constantly maintained to insure prompt service. Contact your nearest Caterpillar dealer to make sure that he has your name and address, the correct serial number of your machine, and an accurate list of accessories and attachments. This record will facilitate the issuance of parts when you need them in a hurry.

## **WHAT THE CATERPILLAR DEALER CAN DO FOR YOU**

Caterpillar dealers are in the business of making it economical and profitable for you to own and operate Caterpillar machinery. They are in constant touch with the factory for new developments in repair and maintenance methods, operating procedures, and parts requirements. Their parts stocks are active and up-to-date, including all parts normally required to protect your investment in Caterpillar machinery.

Nearly all Caterpillar dealers offer 24-hour emergency service. For quick reference, write the name and address of the local dealer on your desk pad or the front of your phone book.

## **ONLY CATERPILLAR PARTS GIVE CATERPILLAR PERFORMANCE**

The same quality and craftsmanship that has made Caterpillar products famous throughout the world is built into all Caterpillar replacement parts.

**PUBLISHED NOVEMBER 1959**

## FRANCAIS

**COMMENT FAIRE UNE COMMANDE DE PIÈCES DE RECHANGE.** Avant tout, soyez certain de fournir correctement la quantité, le numéro et le nom de chaque pièce désirée. Il est important encore d'indiquer le numéro de série de la machine pour laquelle les pièces sont destinées. L'endroit de la plaque au numéro de série peut être trouvé en étudiant la page des "Spécifications" de ce catalogue de pièces de rechange. Nous recommandons que vous inscrivez de numéro de série de votre machine dans l'espace réservé à cet effet à la page 1 de ce catalogue de pièces de rechange. Ainsi vous ne manquerez pas de le trouver aussitôt que vous en aurez besoin.

Afin d'assurer prompt livraison, ne manquez pas d'indiquer le nom correct du destinataire, son adresse, la rue, la ville, le département, le pays où les pièces en question devront être envoyées, tout en indiquant aussi comment la livraison devra être effectuée: par fret, exprès, colis postal ou par d'autres moyens.

**OU COMMANDER LES PIÈCES DE RECHANGE.** Les agences de distribution CATERPILLAR comprennent plus de 400 magasins aux Etats-Unis et des établissements similaires sont situés stratégiquement dans la plupart des pays du monde entier. Ces établissements ont l'appui des facilités et ressources extensives de la CATERPILLAR Tractor Co.

Le personnel de vente a reçu son training à l'usine pour ce qui regarde les stocks et la distribution des pièces de rechange et de vastes stocks sont constamment maintenus à jour pour assurer un service prompt. Mettez-vous en rapport avec l'agent CATERPILLAR le plus près de chez vous pour être sûr qu'il a votre nom et adresse, le numéro de série correct de votre machine et une liste précise des accessoires et pièces d'attache. Ce dossier facilitera la livraison de pièces de rechange quand vous en aurez besoin d'urgence.

**CE QUE L'AGENT-DISTRIBUTEUR CATERPILLAR PEUT FAIRE POUR VOUS.** Les agents-distributeurs CATERPILLAR sont dans les affaires pour rendre économiques et lucratives pour vous et la possession et l'opération des machines CATERPILLAR. Ils sont constamment en contact avec l'usine, afin d'être au courant de nouveaux développements dans les méthodes de réparations et d'entretien, les procédés d'opération, ainsi que pour leurs besoins de pièces de rechange. Leurs stocks de pièces de remplacement sont actifs et au jour, y-inclus toutes les pièces normalement nécessaires pour protéger vos fonds engagés dans les machines CATERPILLAR.

La plupart des agents CATERPILLAR vous offrent un service d'urgence de 24 heures. Afin d'obtenir des renseignements sans délai, soyez certain d'avoir le nom et l'adresse de votre agent sur place dans un carnet sur-votre bureau ou à la première page de votre annuaire de téléphone.

**SEULES LES PIÈCES DE RECHANGE CATERPILLAR VOUS DONNENT LA PRODUCTION CATERPILLAR.** La même qualité et la main-d'œuvre qui ont rendu fameux dans le monde entier les produits CATERPILLAR, sont construits dans toutes les pièces de rechange CATERPILLAR.

## ITALIANO

**MODO DI ORDINARE PEZZI.** Si prega di essere sicuri d'indicare la quantità, il numero ed il nome di ogni pezzo desiderato. Ed è altresì importante riferire il numero di serie della macchina per la quale sono destinati i pezzi. Il collocamento delle placche contenenti i numeri di serie si può determinare col riferire alla pagina di specificazioni in questo catalogo di pezzi. Si suggerisce di scrivere il numero di serie della vostra macchina nello spazio provvisto a questo scopo sulla prima pagina di questo catalogo di pezzi.

Per assicurare pronta consegna, si prega di non mancare di fornire il nome del consegnatario correttamente scritto, come pure l'indirizzo, cioè la strada, città, contea e lo stato dove saranno spediti i pezzi, indicando se la spedizione sarà fatta per carico, espresso, pacco postale o per altro mezzo.

**DOVE SI ORDINANO PEZZI.** I rivenditori CATERPILLAR mantengono più di 400 magazzini negli Stati Uniti, e simili stabilimenti si trovano convenientemente collocati in quasi tutti i paesi del mondo. Questi stabilimenti godono l'appoggio delle estese facilitazioni e forti risorse della ditta CATERPILLAR Tractor Co.

Il personale rivenditore viene istruito, alla fabbrica, nel mantenimento degli assortimenti e rilascio dei pezzi, e si mantengono assortimenti grossi per assicurare pronta consegna. Mettetevi in comunicazione col rivenditore e mantenuti al corrente, compresi tutti i pezzi che normalmente sono necessari per proteggere il vostro capitale di serie della vostra macchina ed una lista accurata di accessori ed attachi. Così si rende più facile il rilascio di pezzi quando ne avrete di bisogno in fretta.

**CIO CHE PUO FARE PER VOI IL RIVENDITORE CATERPILLAR.** I rivenditori CATERPILLAR sono lì all'unico scopo di rendere economici e vantaggiosi per voi il possedere e manovrare macchinari CATERPILLAR. Egli sono costantemente in comunicazione colla fabbrica per essere al corrente delle nuove migliorie effettuate nei modi di riparazione e mantenimento, nei metodi d'operazione, e dello sviluppo in richiedimenti di pezzi. I loro assortimenti sono attivi e mantenuti al corrente, compresi tutti i pezzi che normalmente sono necessari per proteggere il vostro capitale di macchinari CATERPILLAR.

Quasi tutti i rivenditori CATERPILLAR offrono un servizio d'emergenza giorno e notte. Per riferimento istantaneo, appuntate il nome e l'indirizzo del vostro rivenditore locale sul taccuino della vostra scrivania o in avanti della vostra guida del telefono.

**SOLTANTO I PEZZI CATERPILLAR DANNO RISULTATI DEGNI DELLA MARCA CATERPILLAR.** La medesima qualità e lavorazione che hanno reso famosi i prodotti CATERPILLAR dappertutto il mondo, si trovano in tutti i pezzi macchinari CATERPILLAR.

## DEUTSCH

**WIE MAN ERSATZTEILE BESTELLT.** Vor allem muss die Qualität, die Teilnummer und Benennung jedes einzelnen gewünschten Teiles angegeben werden. Ausserdem ist es notwendig, die Seriennummer der Maschine, für welche die einzelnen Teile bestimmt sind, bekannt zu geben. Die Tabelle, wo die Seriennummer zu finden ist, ist in diesem Teilkatalog unter dem Titel "Spezifikationen" enthalten. Es ist ratsam, die Seriennummer der Maschine an Seite 1 dieses Teilkataloges an der zu diesem Zwecke bestimmten Stelle zu vermerken. Solcherart wird sie stets zu finden sein, so oft sie benötigt wird.

Um eine prompte Lieferung zu bewerkstelligen, muss der Name des Bestellers fehlerfrei, genau angegeben werden, namentlich die Strasse, die Stadt, die Provinz, das Land, mit einem Worte der Wohnort wohin die bestellten Maschinenteile gesandt werden sollen. Bei dieser Gelegenheit darf man nicht vergessen mitzuteilen, ob die Waren per Fracht, Express, im Postpaket oder anders zugeschickt werden sollen.

**WO MAN ERSATZTEILE ZU BESTELLEN HAT.** CATERPILLAR-Vertreter haben über 400 Verkaufsstellen in den Vereinigten Staaten allein zu verwalten. Aehnliche Unternehmungen sind in den meisten Ländern der Welt strategisch verteilt. Diese Organisationen funktionieren mit der grössten Leichtigkeit unter der Aegide der ausgedehnten Hilfsquellen der CATERPILLAR Tractor Co.

Das Verkaufspersonal hat Fabrikserziehung erhalten in Einlagerung und Ausfolgung von Ersatzteilen. Reichliche Vorräte sind überall vorhanden, um eine prompte Bedienung zu sichern. Treten Sie mit Ihrem nächsten CATERPILLAR Vertreter in Verbindung, überzeugen Sie sich, dass er Ihren Namen und Ihre Adresse kennt, als auch die genaue Seriennummer Ihrer Maschine. Er muss eine sorgfältig zusammengestellte Liste der Maschinenteile und Ansatzteile besitzen. Diese Liste wird die Herausgabe erleichtern, besonders wenn es sich um eine eilige Lieferung handelt.

**WAS DER CATERPILLAR VERTRETER FÜR SIE TUN KANN.** Es ist die Aufgabe des CATERPILLAR Vertreters, den Besitz und Gebrauch der CATERPILLAR Maschinen für Sie möglichst wirksam und einträglich zu gestalten. Der Vertreter hält eine ständige Verbindung mit der Fabrik aufrecht, er beobachtet und benützt die neuesten Fortschritte und Erfindungen gleichviel ob es sich um Reparatur, Instandhalten, Gebrauchsverfahren und Bedarf an Maschinenteilen handelt. Die Lagerbestände sind aktiv und stets modern, um den normalen Arbeitsgang aufrecht erhalten zu können, Ihre Kapitalanlagen an CATERPILLAR Maschinen zu schützen und zu sichern.

Beinahe alle CATERPILLAR Vertreter halten einen 24-stündigen Notfalldienst aufrecht. Um eine schnelle Information bereit zu haben, schreiben Sie den Namen und die Adresse Ihres nächstliegenden CATERPILLAR Vertreters in Ihr Notizbüchlein an Ihrem Schreibtisch oder auf den Deckel Ihres Telefonbuches.

**NUR CATERPILLAR MASCHINENTEILE GEBEN CATERPILLAR VOLLENDUNG.** Jene Qualität und jene tadellose Ausführung, die den Welfrut der CATERPILLAR Erzeugnisse sicherten, ist in allen CATERPILLAR Maschinen und Ansatzteilen enthalten.

## ESPAÑOL

**COMO DEBEN PEDIRSE LAS PIEZAS.** Es preciso que se especifique la cantidad y se dé el número y el nombre de las piezas que se necesitan. Es también importante dar el número de la serie a que pertenece la máquina para la cual se piden las piezas. Para saber dónde están las placas con el número de la serie, consúltese la página de este catálogo de piezas en que se dan las "Especificaciones". Sería conveniente que insertara Ud. el número de la serie de su máquina en el espacio que se ha dejado para este objeto en la página uno de este catálogo; de esta manera lo tendrá siempre a la mano cuando la necesite.

Para que el despacho se efectúe con prontitud, es necesario que se dé el nombre correcto del consignatario, así como la dirección y los nombres de la ciudad y la provincia, departamento o estado a que han de enviarse las piezas. Debe especificarse, asimismo, si el despacho hay que hacerlo por flete, expreso, paquete postal u otro conducto.

**DONDE PUEDEN CONSEGUIRSE LAS PIEZAS.** Hay más de 400 tiendas en los EE. UU. en que se venden los tractores y los accesorios "CATERPILLAR". Establecimientos semejantes a éstos están situados en lugares estratégicos en casi todos los países del mundo. Estas organizaciones cuentan con el ayuda y las extensas facilidades y la cooperación de la CATERPILLAR Tractor Co.

El personal de las tiendas mencionadas ha recibido su preparación en la fábrica en lo que se refiere a piezas y accesorios. Las tiendas mantienen siempre una gran existencia de estos últimos, lo que les permite prestar un servicio rápido. Póngase Ud. en contacto con el agente de la CATERPILLAR más cercano y procure darle su nombre y dirección, así como el número de la serie de su máquina, y averiguar se aquél tiene una lista exacta de accesorios y conexiones. Esto le facilitará el conseguir las piezas cuando las necesite con urgencia.

**LO QUE PUEDEN HACER POR UD. LOS AGENTES DE LA CATERPILLAR.** Los agentes de la CATERPILLAR tienen por mira el hacer económico y provechoso el uso y el funcionamiento de las máquinas CATERPILLAR; están siempre en constante comunicación con la fábrica, para estar así al corriente de los últimos métodos que se emplean para hacer reparaciones y para la conservación y el funcionamiento de las máquinas y la selección de las piezas que se requieran. Las existencias que mantienen dichos agentes son completas en todo sentido e incluyen todas aquellas piezas que se consideran esenciales para proteger la inversión que Ud. ha hecho en máquinas CATERPILLAR.

Casi todos los agentes de la CATERPILLAR ofrecen un servicio de emergencia de 24 horas. Para cuando se presente el caso, procure Ud. tener siempre a la mano, en su escritorio, el nombre y la dirección del agente.

**SOLO LAS PIEZAS CATERPILLAR DAN EL RESULTADO APETECIDO.** Todas las piezas CATERPILLAR han sido fabricadas según el patrón de alta calidad y mano de obra que ha hecho famosos los productos CATERPILLAR.

## PORTUGUES

**COMO ENCOMENDAR PEGAS AVULSAS.** É indispensável indicar a quantidade, o número e o nome de cada peça que desejar. É também importante dar o número de série da máquina a que a nova peça se destina. As chapas que trazem os números de série podem ser localizadas pela página "Especificações" deste catálogo. Sugerimos que V.S. escreva o número de série de sua máquina no espaço reservado para este fim na página número 1 do catálogo e assim te-lo-á pronto quando precisar.

Afim de assegurar pronta entrega, tenha o cuidado de indicar a nome exato do consignatário, com endereço completo incluindo rua a número, cidade, provincia ou estado e país para onde as peças devem ser despachadas, indicando também se o despacho deve ser feito por carga, correio expreso, ou outro meio de transporte.

**PARA ONDE DIRIGIR A ENCOMENDA DE PEÇAS.** Os distribuidores de CATERPILLAR mantêm mais de 400 casas nos Estados Unidos a estabelecimentos semelhantes estão localizados em pontos convenientes de quase todos os países do mundo. Todas estas organizações gozãm das inúmeras vantagens e recursos da CATERPILLAR Tractor Co.

Todo o pessoal distribuidor tem experiência industrial em armazenamento e distribuição de peças e grandes estoques são sempre mantidos afim de assegurar serviço pronto. Entre em contacto com o distribuidor de CATERPILLAR que lhe ficar mais próximo e providencie para que e uma lista precisa dos acessórios e peças correspondentes. Esta relação facilitará o fornecimento de peças quando V.S. tiver necessidade urgente delas.

**O QUE O DISTRIBUIDOR DE CATERPILLAR PODE FAZER PARA SERVIR V.S.** A função dos distribuidores de CATERPILLAR é tornar económico e proveitoso para V.S. possuir e operar maquinário CATERPILLAR. Constantemente em contacto com a fábrica a respeito de novos processos de concerto e manutenção do maquinário, de técnicas de funcionamento e de características das peças, mantêm um estoque ativo, incluindo sempre os últimos tipos e todas as peças normalmente necessárias para que V.S. tire o máximo proveito do capital aplicado em maquinário CATERPILLAR.

Quase todos os nossos distribuidores mantêm serviço de emergência para fornecimento dentro de 24 horas. Afim de ter sempre á mão as referências, escreva no bloco de sua escrivania, ou na primeira página de sua lista de telefones, o nome e endereço de seu distribuidor.

**SÓ PEÇAS CATERPILLAR PODEM OFERECER FUNCIONAMENTO CATERPILLAR.** A mesma qualidade e técnica de manufatura que tornam os produtos CATERPILLAR famosos no mundo inteiro caracterizam as peças avulsas CATERPILLAR.

# INDEX

## Diesel Engine

(Page 12)

Name	Page	Name	Page
Accessory Drive	28	Fuel Injection System	30
Air Cleaner	16	Fuel Transfer Pump and Filter	28
Belt Tightener	14	Gauge—Oil	17
Breather	15	Governor	26
Camshaft	25	Guard—Radiator	13
Connecting Rod	25	Heat Indicator	17
Control—Compression Release	17	Manifolds	15
Control—Fuel Pump	26	Oil Cooler	32
Control—Governor	26	Oil Filler	15
Crankshaft	23	Piston	25
Crankshaft Bearings	24	Pump—Oil	32
Cylinder Block and Covers	20	Pump—Water	14
Cylinder Head	18	Radiator	12
Fan—Suction	13	Service Meter	35
Filter—Fuel	29	Specifications	142
Filter—Oil	34	Tools	135
Flywheel	24	Transfers	137
		Valve Mechanism	18

251163 RAD. GUARD HINGE  
GROUP BETWEEN PAGES 12+13

## Starting Engine

(Page 35)

Air Cleaner	43	Cylinder Head	36
Camshaft and Governor	39	Fuel System	42
Carburetor	44	Ignition System	46
Clutch	49	Magneto	45
Clutch and Brake	48	Manifold	43
Connecting Rod	38	Oil Lines	41
Control—Brake	48	Piston	38
Control—Choke	42	Pump—Oil	40
Control—Clutch	48	Starter Pinion	49
Control—Starter Pinion	48	Starter—Recoil	47
Control—Throttle	42	Support—Engine	35
Crankshaft	38	Valve Mechanism	36
Cylinder Block and Covers	37	Water Lines	40

## Clutch, Transmission and Chassis

(Page 50)

Name	Page	Name	Page
Battery Box	77	Frame—Track Roller	73
Brakes	64	Fuel System	77
Clutch—Flywheel	52	Guard—Track Roller Frame	74
Clutch—Steering	63	Hood and Dash	75
Control—Flywheel Clutch	50	Idler—Front	68
Control—Gear Shift	50	Roller—Track	71
Control—Steering Clutch	62	Roller—Track Carrier	72
Control Mechanism—Steering		Seat Cushions	78
Clutch Hydraulic	60	Spring—Equalizer	69
Drawbar	74	Track	70
Fenders	76	Transmission	56
Final Drive	66	Transmission Case and Covers	58

151831 TRANS. CONVERSION  
GROUP BETWEEN PAGES

## Attachments

(Page 80)

Cab	88	Muffler	84
Canopy	84	Prescreener	82
Curtain—Canopy	85	Pump—Fuel Priming	126
Drawbar	79	Rain Trap—Exhaust	83
Extension—Air Cleaner Inlet	82	Spark Arrester	83
Fan—Blower	79	Spring—Equalizer	133
Fan—Defroster	87	Starting Aid—Ether	126
Guard—Brush	81	Starting—Electric	110
Guard—Crankcase	80	Street Plates	133
Guard—Track Roller Dirt	132	Track	131
Heater—Cab	90	Track—Adjuster Hydraulic	134
Hook—Front Pull	79	Transmission	128
Idler—Front	130	Windshield Wiper	87
Lighting System	92		

# INDEX ALPHABÉTIQUE

## Moteur Diesel

(Page 12)

Désignation	Page	Désignation	Page
Arbre à cames . . . . .	25	Pistons . . . . .	25
Bielles . . . . .	25	Pompe à eau . . . . .	14
Bloc-cylindres . . . . .	20	Pompe à huile de graissage . . . . .	32
Caractéristiques . . . . .	142	Pompe d'alimentation et filtre . . . . .	28
Collecteurs . . . . .	15	Protège-radiateur . . . . .	13
Compteur d'entretien . . . . .	35	Radiateur . . . . .	12
Coussinets de vilebrequin . . . . .	24	Réfrigérant d'huile de graissage . . . . .	32
Culasse . . . . .	18	Régulateur . . . . .	26
Décompresseur (commande) . . . . .	17	Régulateur (commande) . . . . .	26
Entraînements secondaires . . . . .	28	Reniflard . . . . .	15
Filtre à air . . . . .	16	Soupapes et train de commande . . . . .	18
Filtre à carburant diesel . . . . .	29	Tendeur de courroie . . . . .	14
Filtres à huile de graissage . . . . .	34	Thermomètre (eau) . . . . .	17
Groupe d'injection de carburant . . . . .	30	Tubulure de remplissage d'huile . . . . .	15
Instructions sur décalcomanies . . . . .	137	Ventilateur aspirant . . . . .	13
Manomètre de pression d'huile . . . . .	17	Vilebrequin . . . . .	23
Outils . . . . .	135	Volant . . . . .	24

## Groupe de lancement

(Page 35)

Alimentation d'essence (gazoline) . . . . .	42	Embrayage de lancement . . . . .	49
Allumage . . . . .	46	Embrayage et frein . . . . .	48
Arbre à cames et régulateur . . . . .	39	Filtre à air . . . . .	43
Bielles . . . . .	38	Lanceur à câble . . . . .	47
Bloc-cylindres . . . . .	37	Magnéto . . . . .	45
Canalisations de graissage . . . . .	41	Pignon de lancement . . . . .	49
Carburateur . . . . .	44	Pistons . . . . .	38
Carburateur (commandes gaz et départ) . . . . .	42	Pompe à huile . . . . .	40
Collecteur . . . . .	43	Soupapes et train de commande . . . . .	36
Commande de lancement (frein, pignon, embrayage) . . . . .	48	Support moteur . . . . .	35
Culasse . . . . .	36	Tuyauterie d'eau . . . . .	40
		Vilebrequin . . . . .	38

## Bâti et organes de transmission

(Page 50)

Désignation	Page	Désignation	Page
Alimentation en carburant diesel . . . . .	77	Embrayages de direction . . . . .	63
Barre d'attelage . . . . .	74	Embrayages de direction (commande) . . . . .	62
Bâti arrière . . . . .	58	Embrayages de direction (servo) . . . . .	60
Boîte de vitesses . . . . .	56	Freins . . . . .	64
Boîte de vitesses (commande et sélecteur) . . . . .	50	Galets inférieurs . . . . .	71
Capot . . . . .	75	Galets supérieurs . . . . .	72
Chaînes de roulement . . . . .	70	Garde-boue . . . . .	76
Châssis porteurs latéraux . . . . .	73	Réducteurs latéraux . . . . .	66
Châssis porteurs latéraux (tôlerie de protection) . . . . .	74	Ressort transversal de suspension . . . . .	69
Coffre à batterie . . . . .	77	Roues AV . . . . .	68
Embrayage principal . . . . .	52	Siège . . . . .	78
Embrayage principal (commande) 50		Tablier . . . . .	75

## Accessoires

(Page 80)

Barre d'attelage . . . . .	79	Pare-étincelles . . . . .	83
Boîte de vitesses . . . . .	128	Patins de route . . . . .	133
Cabine . . . . .	88	Pompe d'amorçage . . . . .	126
Chaînes de roulement . . . . .	131	Pot d'échappement . . . . .	84
Chaînes de roulement (réglage hydraulique) . . . . .	134	Pot-déflexeur d'échappement . . . . .	83
Crochet AV . . . . .	79	Protège-carter-moteur . . . . .	80
Dégivreur . . . . .	87	Protège-galets . . . . .	132
Démarrateur électrique . . . . .	110	Radiateur de chauffage cabine . . . . .	90
Eclairage électrique . . . . .	92	Ressort transversal de suspension . . . . .	133
Essuie-glace . . . . .	87	Rideaux de toit . . . . .	85
Filtre à air (rallonge de prise d'air) 82		Roues AV . . . . .	130
Filtre à air (tamis) . . . . .	82	Toit . . . . .	84
Injection d'éther . . . . .	126	Tôle pare-broussailles . . . . .	81
		Ventilateur soufflant . . . . .	79



# INDICE

## Motor Diesel (Página 12)

Nombre	Página	Nombre	Página
Ajustador de la Correa . . . . .	14	Filtro del Aceite . . . . .	34
Bielas . . . . .	25	Filtro del Combustible . . . . .	29
Bloque del Motor y Tapas . . . . .	20	Herramientas . . . . .	135
Bomba . . . . .	14	Horómetro . . . . .	35
Bomba de Alimentación y Filtro . . . . .	28	Indicador de Temperatura . . . . .	17
Bomba del Aceite . . . . .	32	Mando de Accesorios . . . . .	28
Calcomanías . . . . .	137	Manómetro del Aceite . . . . .	17
Cigüeñal . . . . .	23	Mecanismo de las Válvulas . . . . .	18
Cojinetes del Cigüeñal . . . . .	24	Múltiples . . . . .	15
Control de la Descompresión . . . . .	17	Pistones . . . . .	25
Control de las Bombas del Combustible . . . . .	26	Protección del Radiador . . . . .	13
Control del Regulador . . . . .	26	Radiador . . . . .	12
Culata . . . . .	18	Regulador . . . . .	26
Eje de Levas . . . . .	25	Respiradero . . . . .	15
Enfriador del Aceite . . . . .	32	Sistema de Inyección Combustible . . . . .	30
Especificaciones . . . . .	142	Tubo de Llenado del Aceite . . . . .	15
Filtro de Aire . . . . .	16	Ventilador de Succión . . . . .	13
		Volante . . . . .	24

## Motor de Arranque (Página 35)

Arranque—Enrollado Automático . . . . .	47	Embrague . . . . .	49
Bielas . . . . .	38	Embrague y Freno . . . . .	48
Bloque del Motor y Tapas . . . . .	37	Filtro de Aire . . . . .	43
Bomba del Aceite . . . . .	40	Magneto . . . . .	45
Carburador . . . . .	44	Mecanismo de las Válvulas . . . . .	36
Cigüeñal . . . . .	38	Múltiple . . . . .	43
Control—Acelerador . . . . .	42	Piñón de Arranque . . . . .	49
Control de la Estrangulación . . . . .	42	Pistones . . . . .	38
Control del Embrague . . . . .	48	Sistema de Ignición . . . . .	46
Control del Freno . . . . .	48	Sistema del Combustible . . . . .	42
Control del Piñón de Arranque . . . . .	48	Soporte del Motor . . . . .	35
Culata . . . . .	36	Tuberías del Aceite . . . . .	41
Eje de Levas y Regulador . . . . .	39	Tuberías del Agua . . . . .	40

## Embrague, Transmisión y Chasis

(Página 50)

Nombre	Página	Nombre	Página
Barra de Tiro.....	74	Frenos .....	64
Bastidor de los Rodillos.....	73	Mando Final .....	66
Caja de la Batería.....	77	Mecanismo de Control Hidráulico de Embragues de Dirección... ..	60
Caja de la Transmisión y Tapas... ..	58	Protección—Bastidor de los Rodillos.....	74
Capó y Tablero .....	75	Resorte Compensador .....	69
Carril .....	70	Rodillos Inferiores .....	71
Cojines del Asiento.....	78	Rodillos Superiores .....	72
Control—Cambios .....	50	Rueda Guía .....	68
Control—Embrague de Dirección	62	Sistema del Combustible.....	77
Control—Embrague Principal ...	50	Tapabarros .....	76
Embrague de Dirección.....	63	Transmisión .....	56
Embrague Principal .....	52		

## Accesorios

(Página 80)

Antefiltro Especial .....	82	Limpiaparabrisas .....	87
Arranque Eléctrico .....	110	Protección contra Maleza.....	81
Barra de Tiro.....	79	Protección del Cáster.....	80
Bomba de Cebado del Combustible .....	126	Protección—Rodillos .....	132
Cabina .....	88	Resorte—Compensador .....	133
Calentador de la Cabina.....	90	Rueda Guía .....	130
Carril .....	131	Silenciador .....	84
Carril—Ajustador Hidráulico... ..	134	Sistema de Alumbrado.....	92
Cortina para Toldo.....	85	Toldo .....	84
Extensión—Admisión del Filtro de Aire .....	82	Trampa de Lluvia para el Escape.	83
Gancho Delantero .....	79	Transmisión .....	128
Guardallamas .....	83	Ventilador—Descongelador .....	87
Inyector de Eter.....	126	Ventilador—Soplador .....	79
		Zapatas para Calle.....	133

# INDICE

## Motor Diesel

(Página 12)

Nomenclatura	Página	Nomenclatura	Página
Árvore de comando das válvulas	25	Ferramentas	135
Árvore de manivelas	23	Filtro de ar	16
Bielas	25	Filtro de combustível	29
Bloco e tampas	20	Filtro de óleo	34
Bocal de enchimento de óleo	15	Gancho dianteiro	79
Bomba d'água	14	Indicador da pressão do óleo	17
Bomba de óleo	32	Indicador da temperatura d'água	17
Bomba de transferência de combustível e filtro	28	Mancais da árvore de manivelas	24
Coletores	15	Marcador de horas de serviço	35
Comando dos acessórios	28	Mecanismo das válvulas	18
Contrôle da descompressão	17	Pistões	25
Contrôle das bombas injetoras	26	Protetor do radiador	13
Contrôle do regulador	26	Radiador	12
Culatra	18	Regulador	26
Decalcomanias	137	Resfriador do óleo	32
Especificações	142	Respiro	15
Esticador de correia	14	Sistema de injeção de combustível	30
		Ventilador aspirador	13
		Volante	24

## Motor a gasolina

(Página 35)

Árvore de comando das válvulas e regulador	39	Embreagem	49
Árvore de manivelas	38	Embreagem e freio	48
Bielas	38	Filtro de ar	43
Bloco e tampas	37	Magneto	45
Bomba de óleo	40	Mecanismo das válvulas	36
Carburador	48	Mecanismo de partida retrátil	47
Coletor	43	Pinhão de partida	49
Contrôle da embreagem	48	Pistões	38
Contrôle do abafador	42	Sistema de combustível	42
Contrôle do acelerador	42	Sistema de ignição	46
Contrôle do freio	48	Suporte do motor	35
Contrôle do pinhão de partida	48	Tubos d'água	40
Culatra	36	Tubos de óleo	41

## **Embreagem, Transmissão e Chassis**

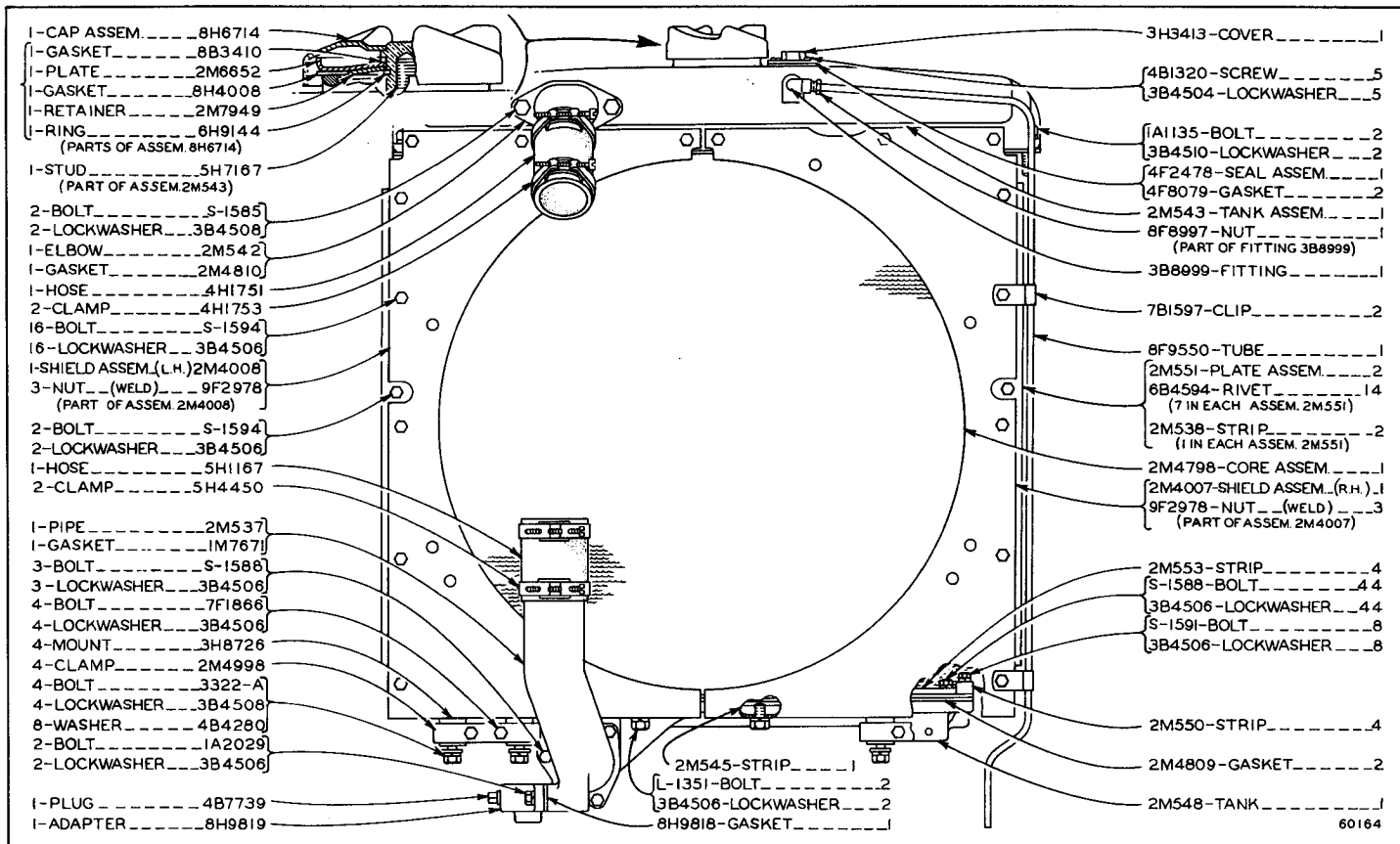
(Página 50)

Nomenclatura	Página	Nomenclatura	Página
Almofadas do assento . . . . .	78	Embreagem de direção . . . . .	63
Armação dos rolêtes . . . . .	73	Embreagem principal . . . . .	52
Barra de tração . . . . .	74	Freios . . . . .	64
Caixa da bateria . . . . .	77	Mola igualadora . . . . .	60
Caixa e tampas da transmissão . . . . .	58	Pára-lamas . . . . .	76
Capota e painel . . . . .	75	Protetor da armação dos rolêtes . . . . .	74
Comandos finais . . . . .	66	Reforçador hidráulico da direção . . . . .	60
Contrôle da embreagem de direção . . . . .	62	Roda-guia . . . . .	68
Contrôle da embreagem principal . . . . .	50	Rolêtes inferiores . . . . .	71
Contrôle das mudanças de marchas . . . . .	50	Rolêtes superiores . . . . .	72
		Sistema de combustível . . . . .	77
		Transmissão . . . . .	56

## **Acessórios**

(Página 80)

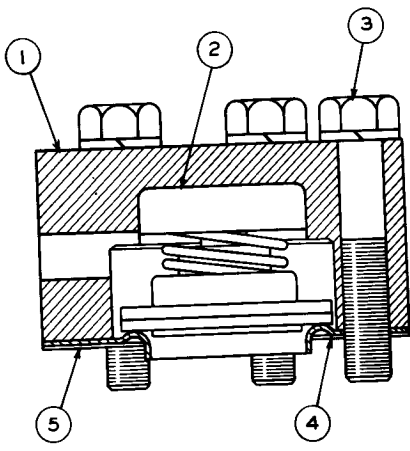
Aquecedor de cabina . . . . .	90	Pára-fagulhas . . . . .	83
Barra de tração . . . . .	79	Partida elétrica . . . . .	110
Bomba de purgação de combustível . . . . .	126	Pré-tela do filtro de ar . . . . .	82
Cabina . . . . .	88	Protetor contra galhos . . . . .	81
Calha do cano de escapamento . . . . .	83	Protetor do cárter . . . . .	80
Cortina do tóldo . . . . .	85	Protetor dos rolêtes inferiores . . . . .	132
Esteira . . . . .	131	Roda-guia . . . . .	130
Extensão do filtro de ar . . . . .	82	Sapatas para pavimento . . . . .	133
Injetor de éter . . . . .	126	Silencioso . . . . .	84
Limpador de pábrisa . . . . .	87	Sistema de iluminação . . . . .	92
Mecanismo hidráulico de ajustagem da esteira . . . . .	134	Tóldo . . . . .	84
Mola igualadora . . . . .	133	Transmissão . . . . .	128
		Ventilador do descongelador . . . . .	87
		Ventilador insuflador . . . . .	79



2M4793 RADIATOR GROUP

Note: 6F6041 Rust Inhibitor is available

D6 TRACTOR - FORM UE033764 - BETWEEN PAGES 12 & 13

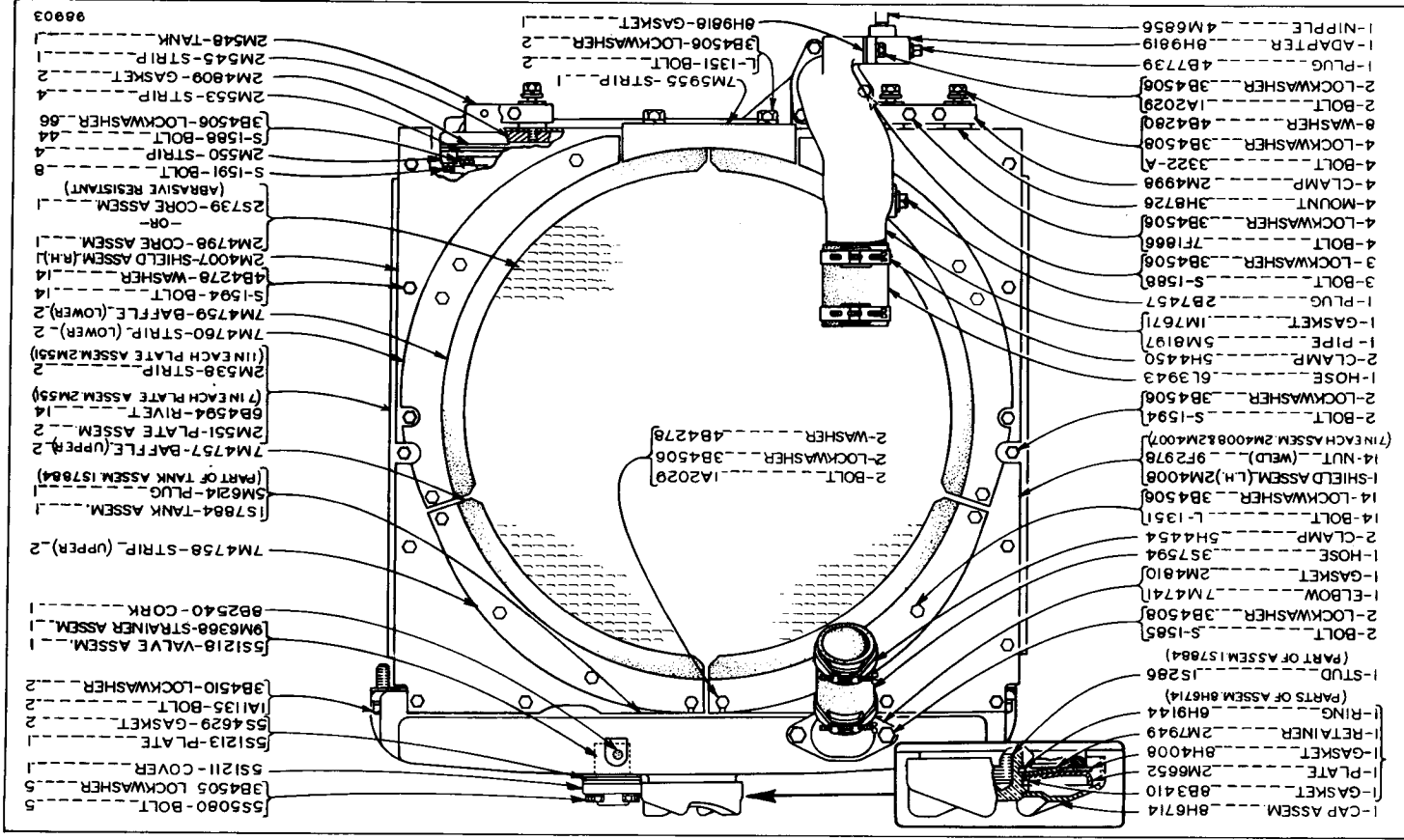


REF. NO.	PART NUMBER	DESCRIPTION	QTY.
1	7S4249	COVER-----	1
2	5S1218	VALVE ASSEM.-----	1
3	1B9575	BOLT-----	5
3	3B4505	LOCKWASHER-----	5
4	7S4252	PLATE-----	1
5	2S2003	GASKET-----	1
	FM055040	FORM-----	1
(Installation instructions for Pressure Relief Valve)			

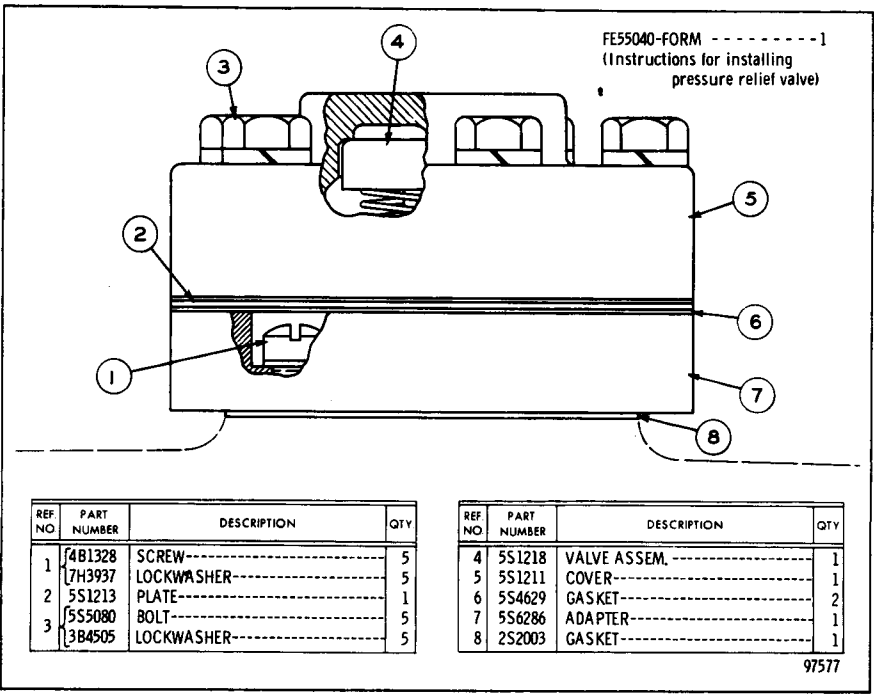
98838

7S4327 PRESSURE RELIEF VALVE GROUP--REPLACES 5S6849  
 SERIAL No. 37A1 TO 37A1542 INCLUSIVE  
 PROVIDES FIELD REPLACEMENT FOR 3H3413 COVER

RADIATOR--AS VIEWED FROM REAR OF ENGINE  
 EFFECTIVE WITH SERIAL NO. 37A2304. NOTE: 2S9756 CORE ASSEMBLY, FOR USE WHERE SEVERE PLUGGING OCCURS,  
 IS AVAILABLE. NOTE: 6F6041 RUST INHIBITOR IS AVAILABLE



D6 TRACTOR - FORM 33764 - BETWEEN PAGES 12 & 13



REF. NO.	PART NUMBER	DESCRIPTION	QTY.
1	481328	SCREW-----	5
	7H3937	LOCKWASHER-----	5
2	5S1213	PLATE-----	1
3	5S5080	BOLT-----	5
	3B4505	LOCKWASHER-----	5

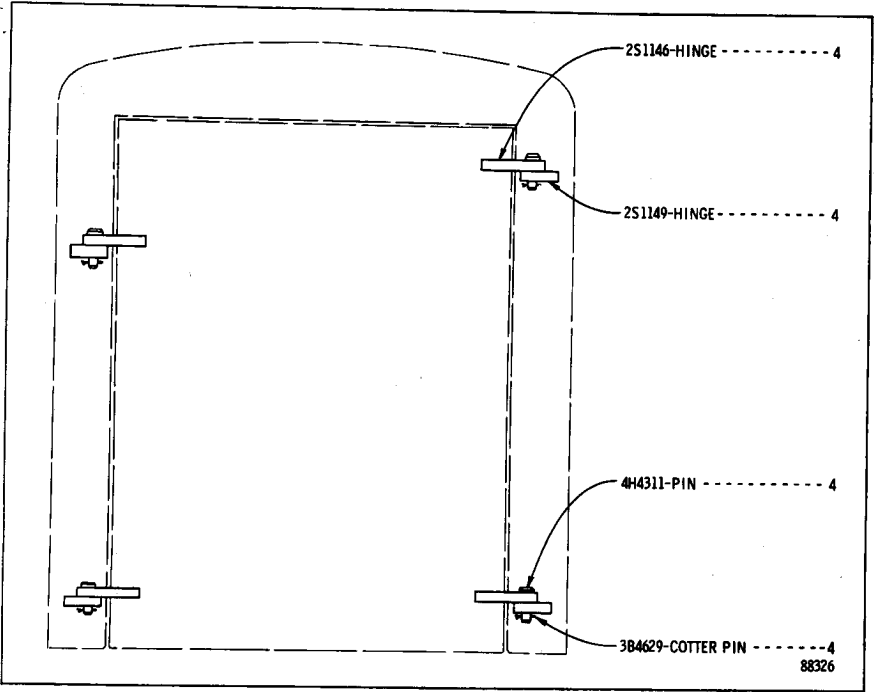
REF. NO.	PART NUMBER	DESCRIPTION	QTY.
4	5S1218	VALVE ASSEM.-----	1
5	5S1211	COVER-----	1
6	5S4629	GASKET-----	2
7	5S6286	ADAPTER-----	1
8	2S2003	GASKET-----	1

97577

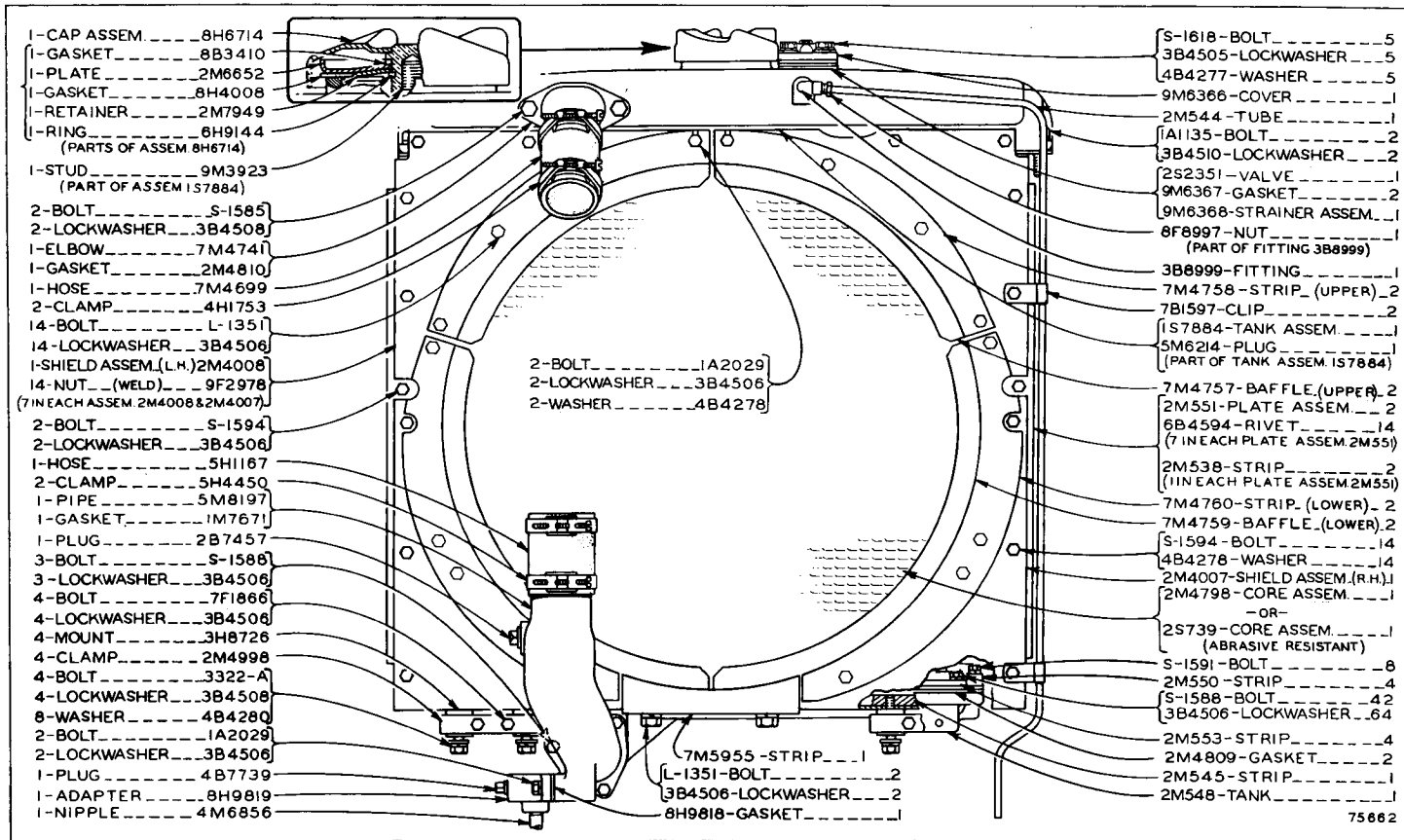
**556849 PRESSURE RELIEF VALVE GROUP**  
 Serial No. 37A1 to 37A1542 inclusive  
 Provides Field Replacement for 3H3413 Cover



D6 TRACTOR—60 INCH GAUGE—FORM 33764—  
INSERT BETWEEN PAGES 12 & 13



251163 RADIATOR GUARD HINGE GROUP

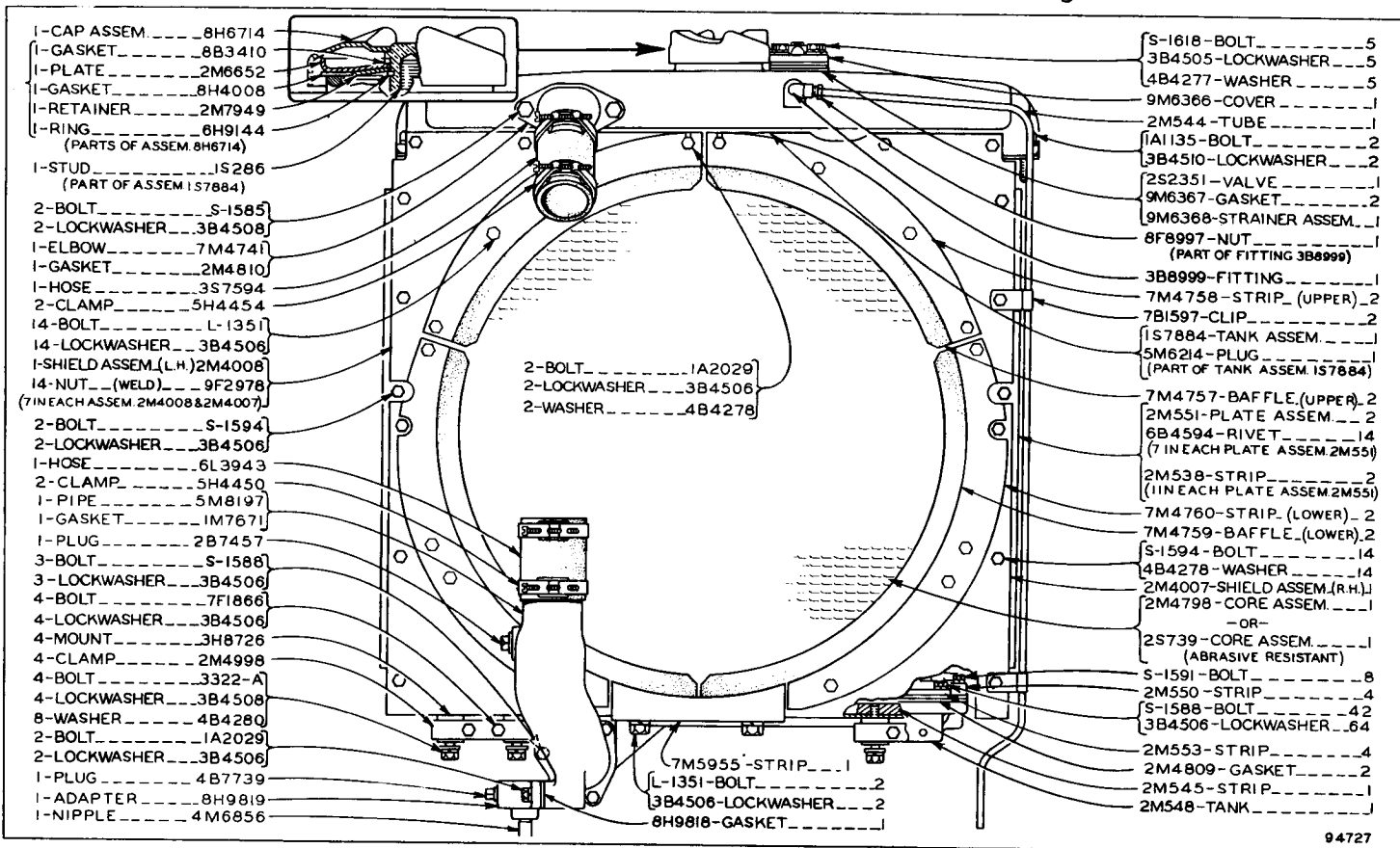


**RADIATOR**

Effective with Serial No. 37A1543

Note: 6F6041 Rust Inhibitor is available

D6 TRACTOR - FORM 33764 - BETWEEN PAGES 12 & 13

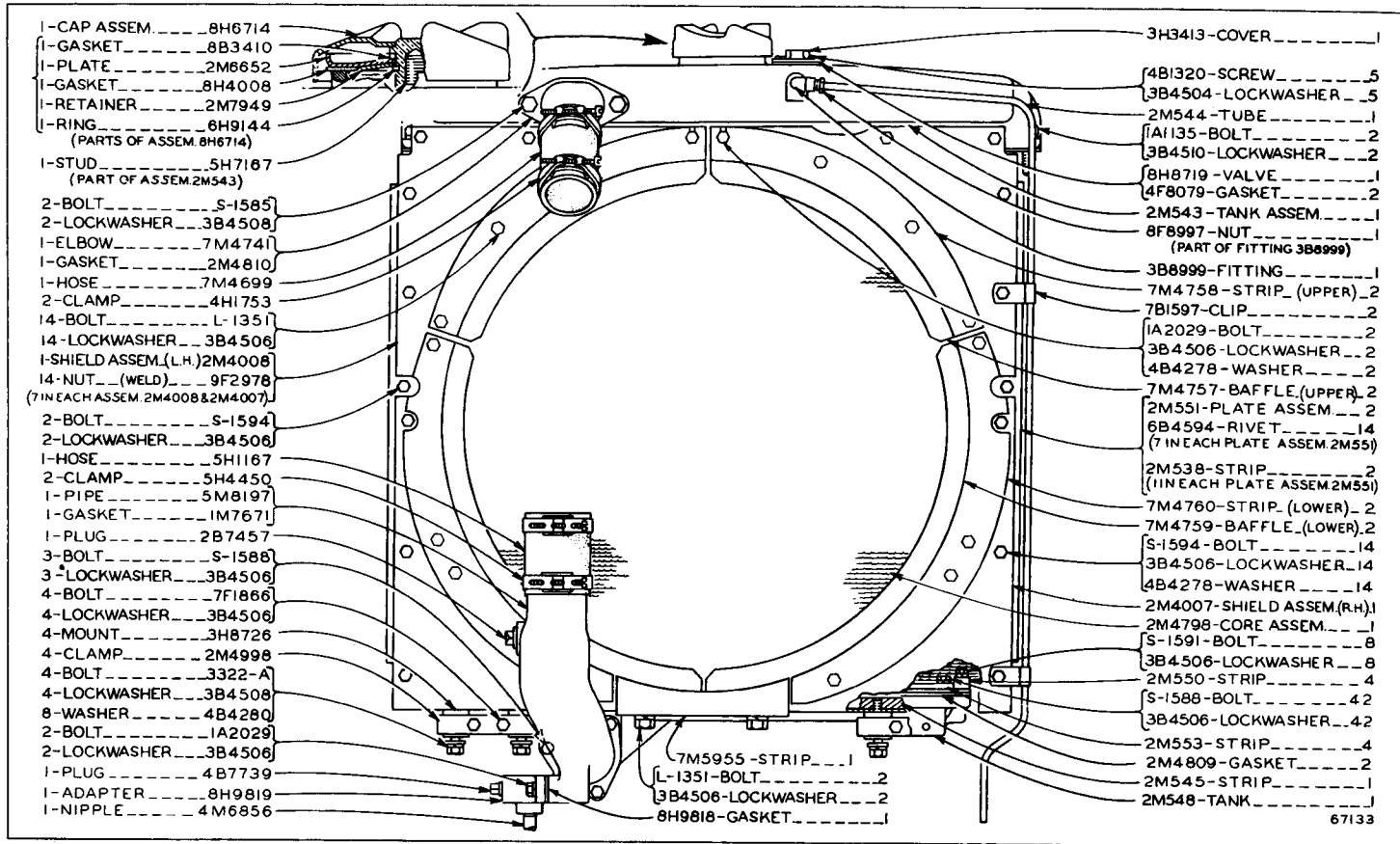


94727

RADIATOR

Effective with Serial No. 37A1813

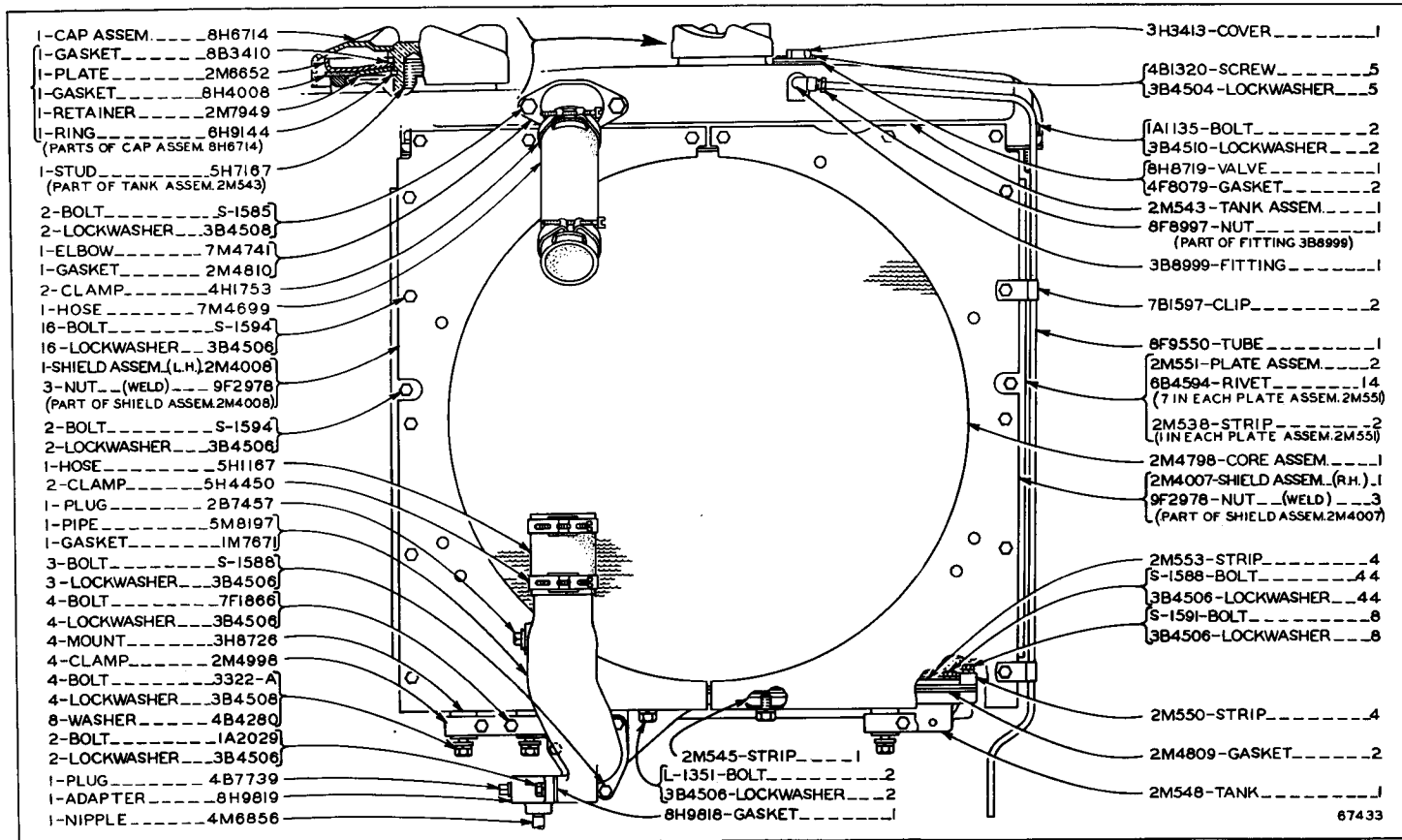
Note: 2S9756 Core Assembly, for use where severe plugging occurs, is available. Note: 6F604! Rust Inhibitor is available.



RADIATOR

Effective with Serial No. 37A648

Note: 6F6041 Rust Inhibitor is available

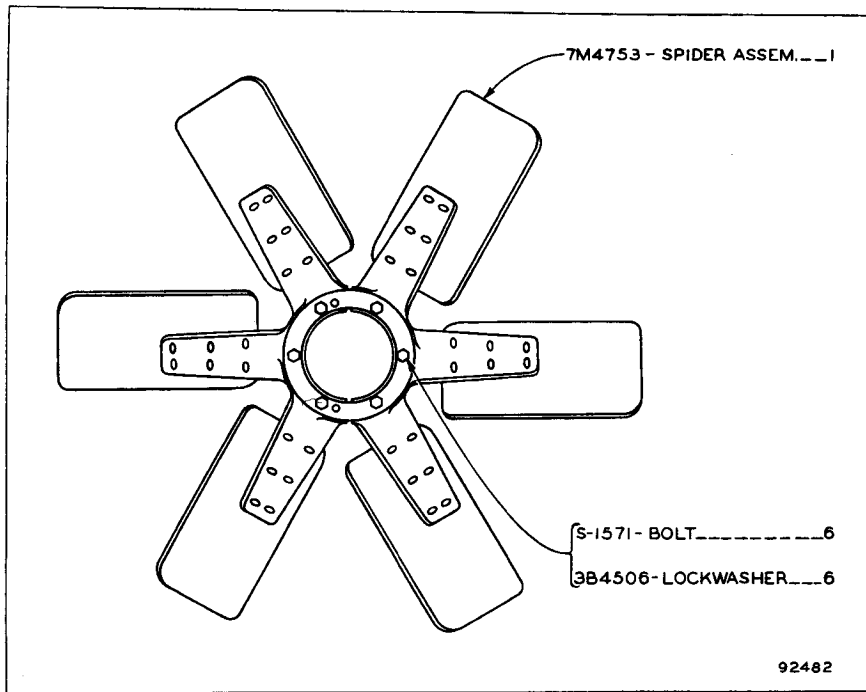


**RADIATOR**

Serial No. 37A616 to 37A626 and 37A630—Up

Note: 6F6041 Rust Inhibitor is available

D6 TRACTOR - 60 INCH GAUGE - FORM 33764 - INSERT BETWEEN PAGES 12 & 13

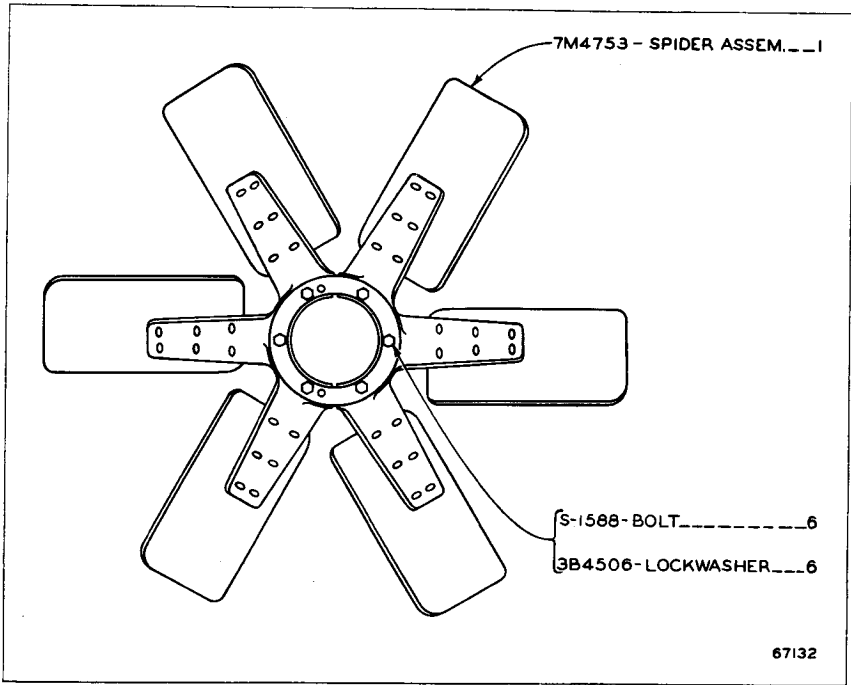


**IS5002 SUCTION FAN GROUP**

Effective with Serial No. 37A1680

Refer to insert between Pages 78 and 79 for special parts

D6 TRACTOR—60 INCH GAUGE—FORM 33764—  
INSERT BETWEEN PAGES 12 & 13

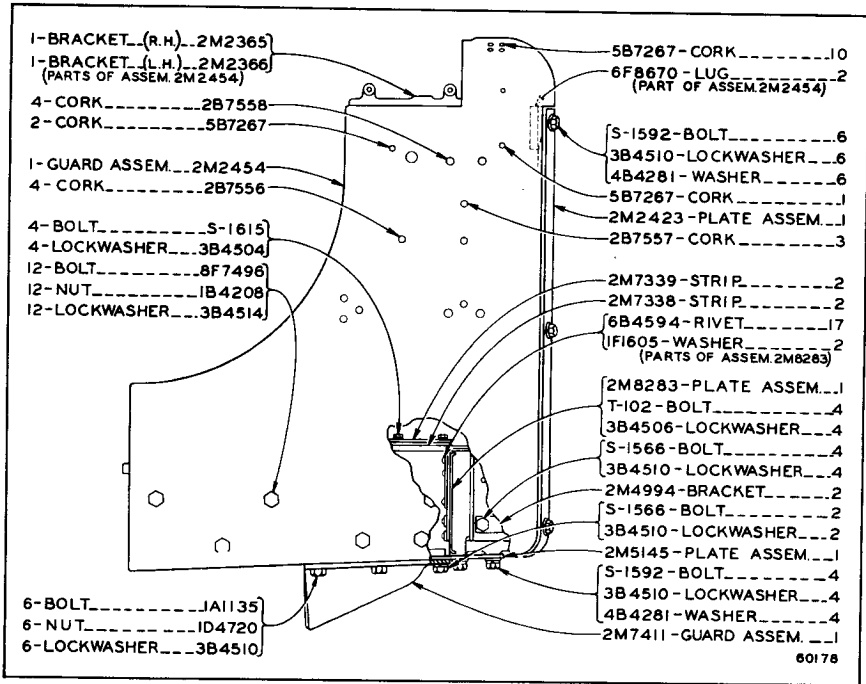


**7M4752 SUCTION FAN GROUP**

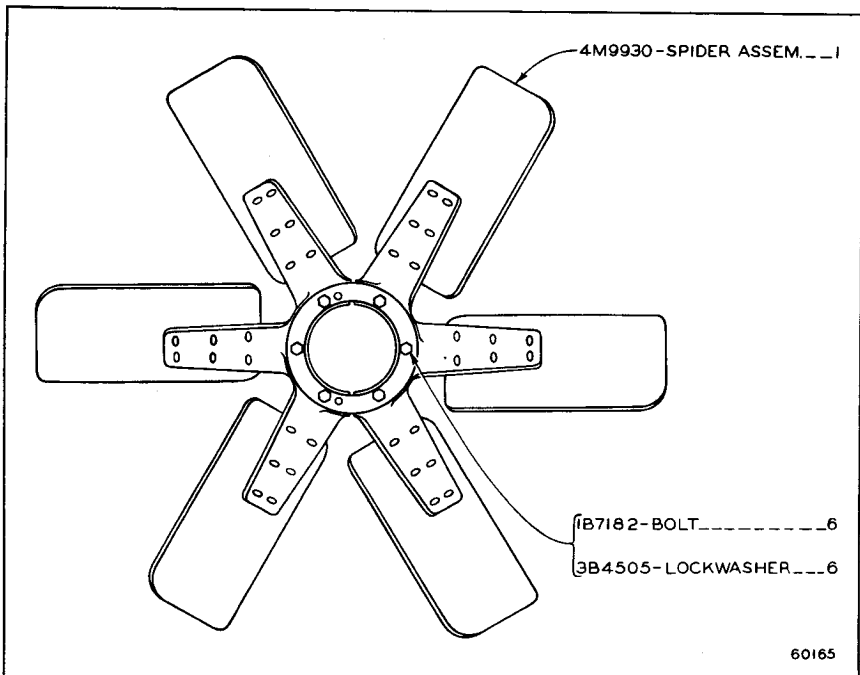
Effective with Serial No. 37A648

Refer to insert between Pages 78 and 79 for special parts

PRINTED IN U.S.A.



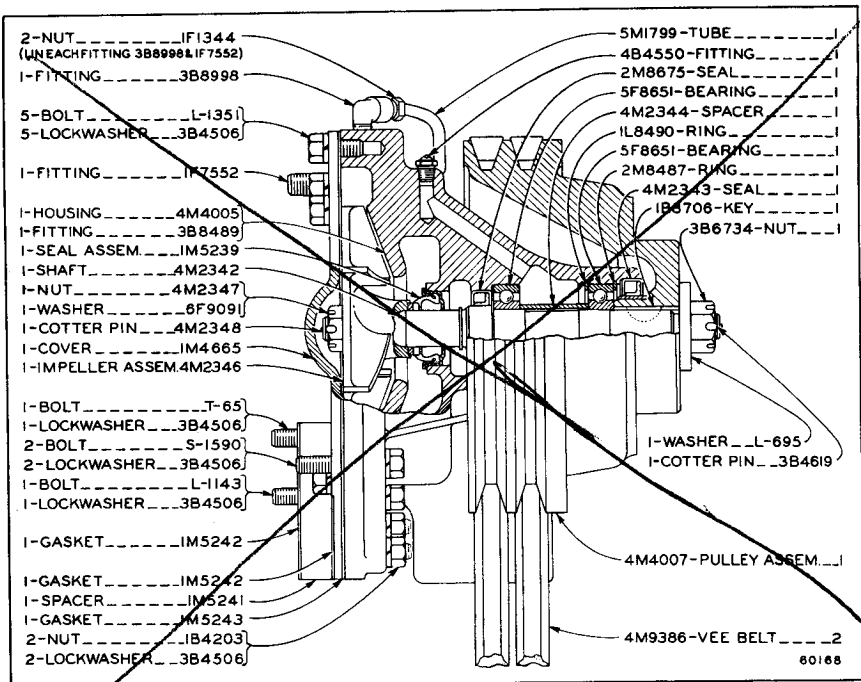
RADIATOR GUARD



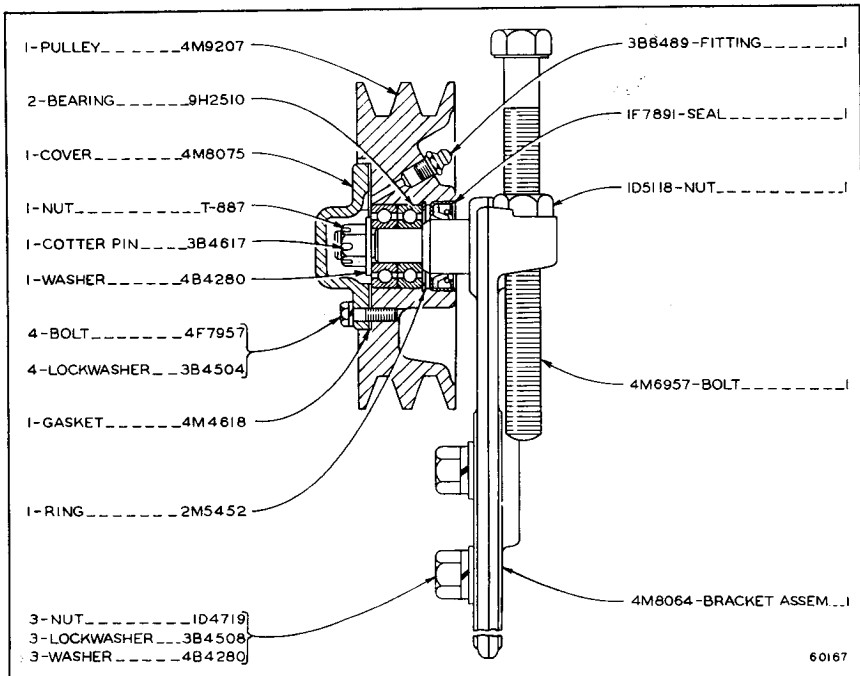
9H3698 SUCTION FAN GROUP  
 Refer also to Page 78 for special parts

ONLY "CATERPILLAR" PARTS GIVE "CATERPILLAR" PERFORMANCE





4M4403 WATER PUMP GROUP

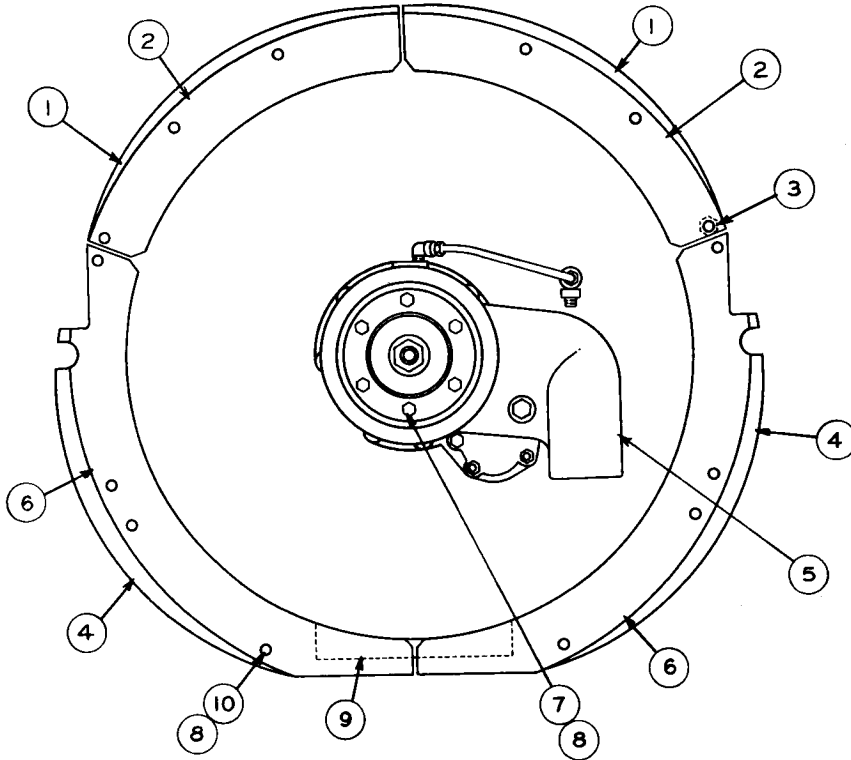


BELT TIGHTENER

ALWAYS GIVE SERIAL NUMBER WHEN ORDERING PARTS

PRINTED  
IN U.S.A.

3S7589 WATER PUMP GROUP--FIELD INSTALLATION  
SERIAL No. 37A1 TO 37A647 INCLUSIVE  
2S5597 WATER PUMP GROUP PARTS ARE SHOWN ON REVERSE SIDE



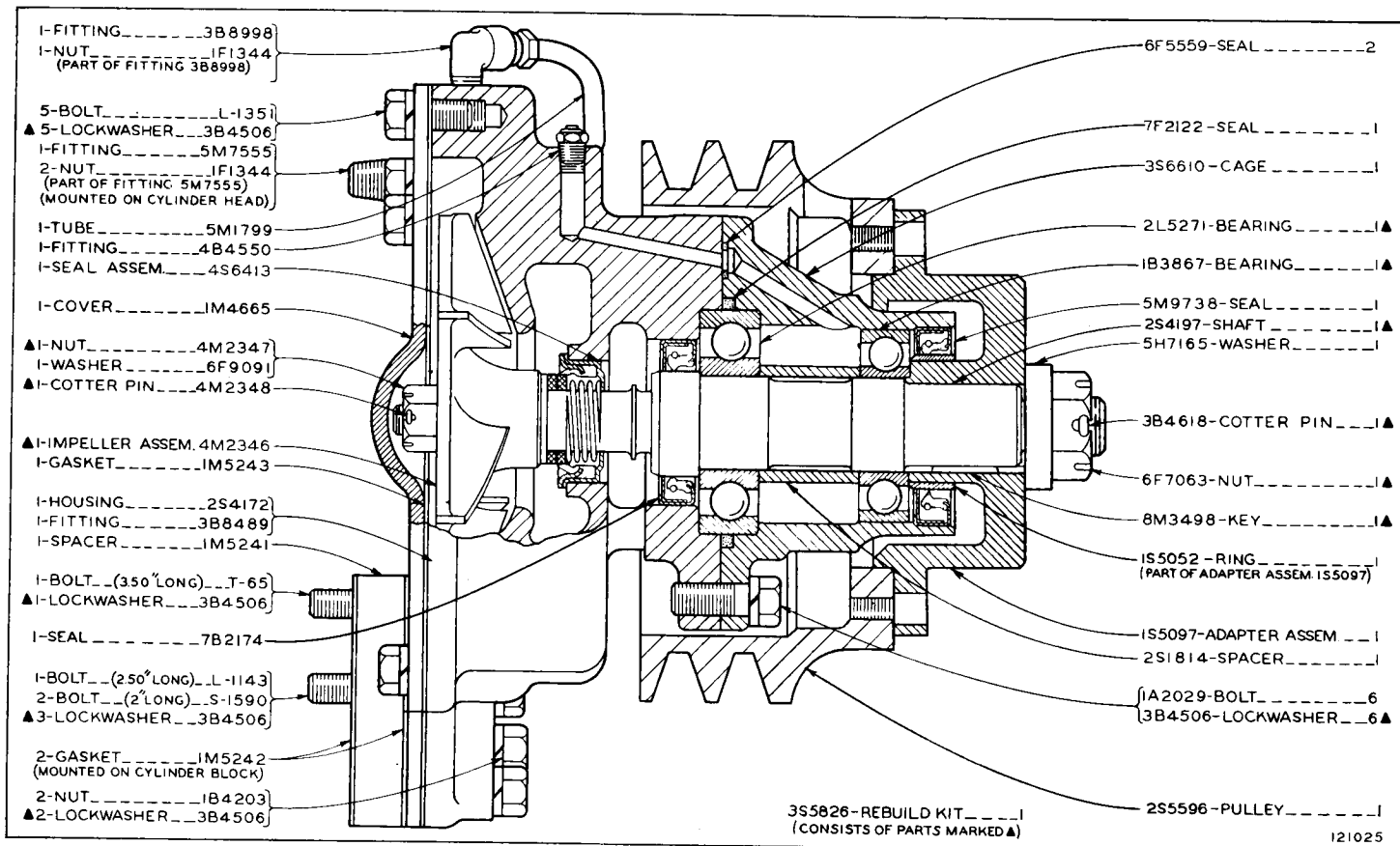
REF NO	PART NUMBER	DESCRIPTION	QTY
1	7M4757	BAFFLE-----	2
2	7M4758	STRIP-----	2
3	9F2978	NUT----- (Weld)	6
4	7M4759	BAFFLE-----	2
5	2S5597	PUMP GROUP----- (See Separate Illustration)	1
6	7M4760	STRIP-----	2
7	S-1571	BOLT-----	6
8	3B4506	LOCKWASHER-----	20
9	7M5955	STRIP-----	1
10	L-1351	BOLT-----	14
	FE035901	FORM-----	1

(Instructions for installing Water Pump Conversion Group)

120093

D6 TRACTOR - FORM UE033764  
INSERT BETWEEN PAGES 14 & 15

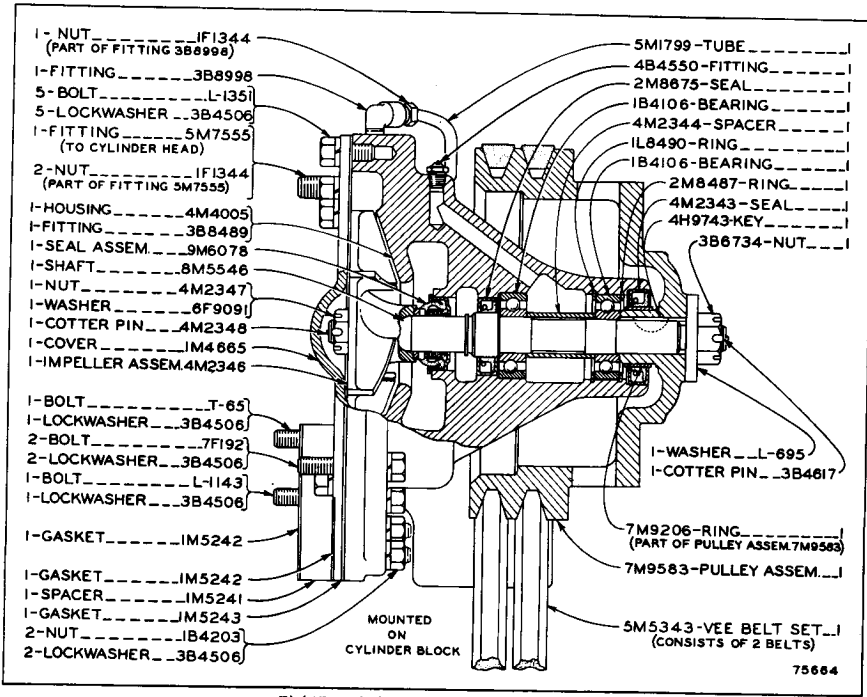
FORM UE80047-16



121025

2S5597 WATER PUMP GROUP  
 PART OF 3S7589 WATER PUMP GROUP SHOWN ON FRONT SIDE

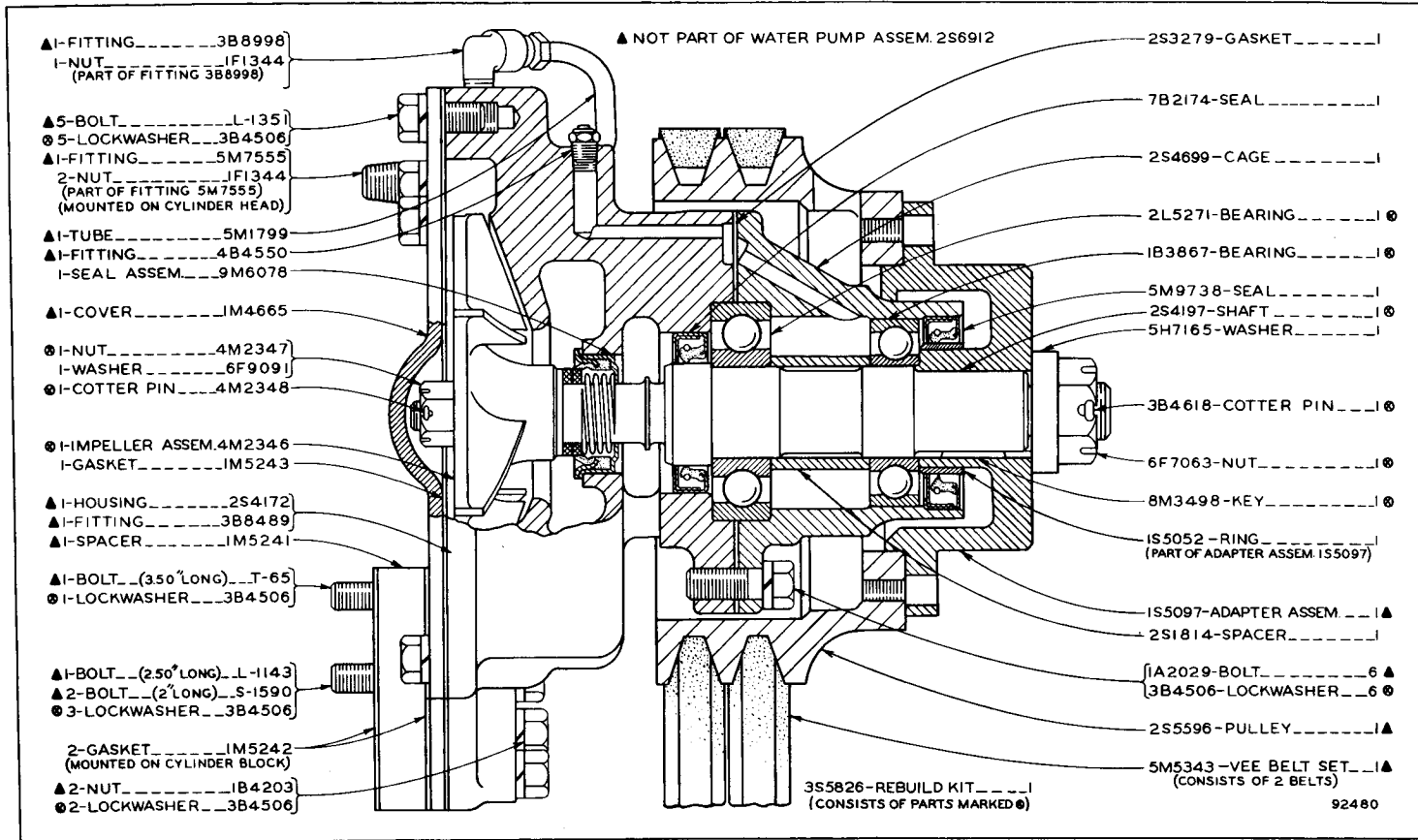
D6 TRACTOR—60 INCH GAUGE—FORM 33764—  
 INSERT BETWEEN PAGES 14 & 15  
 PRINTED IN U.S.A.



**7M4751 WATER PUMP GROUP**

Effective with Serial No. 37A934

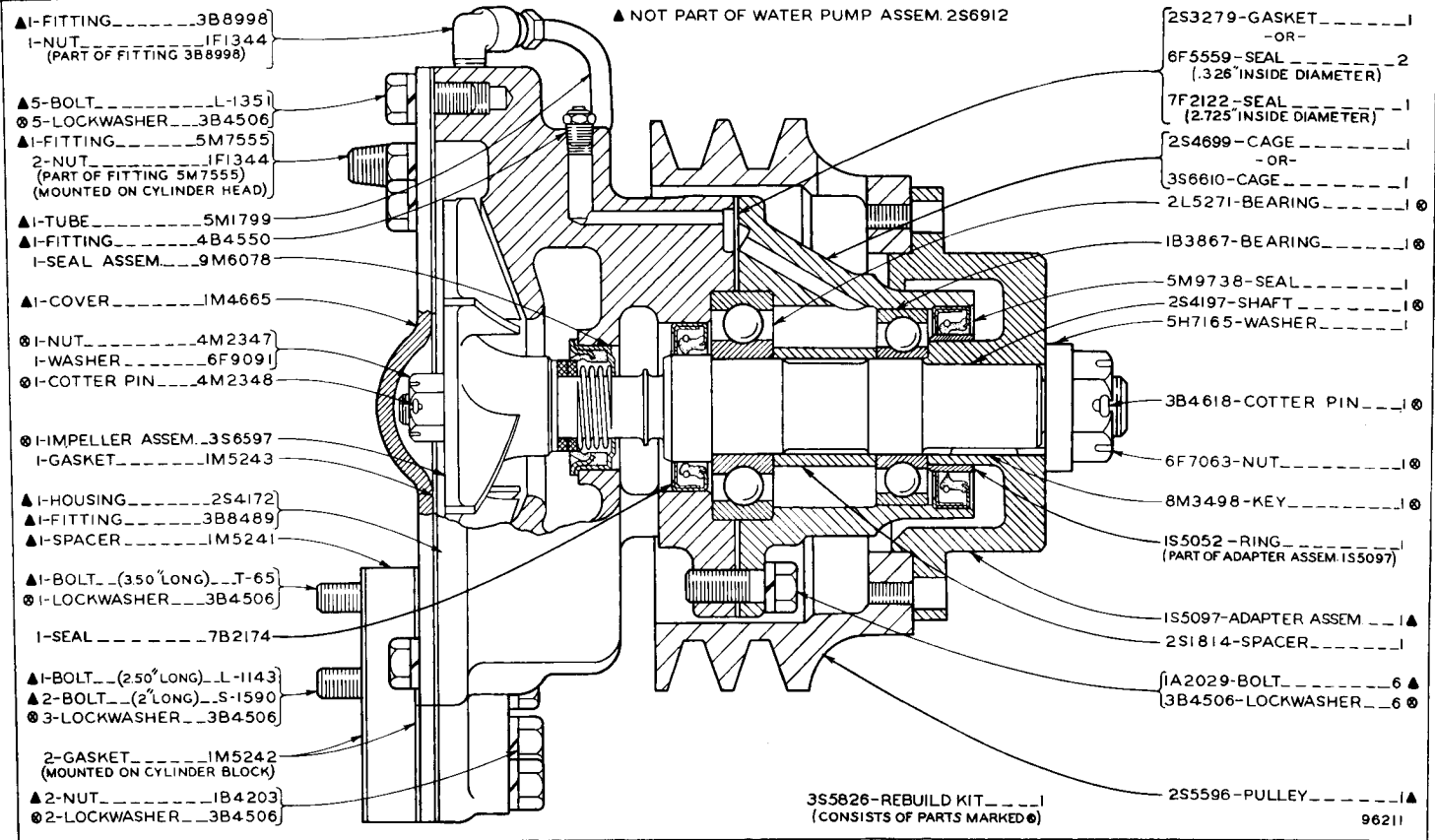
Note: 4M6019 Water Pump Gasket Kit is available



**256912 WATER PUMP ASSEMBLY**

Effective with Serial No. 37A1680

Note: 1S1044 Water Pump Gasket Kit is available

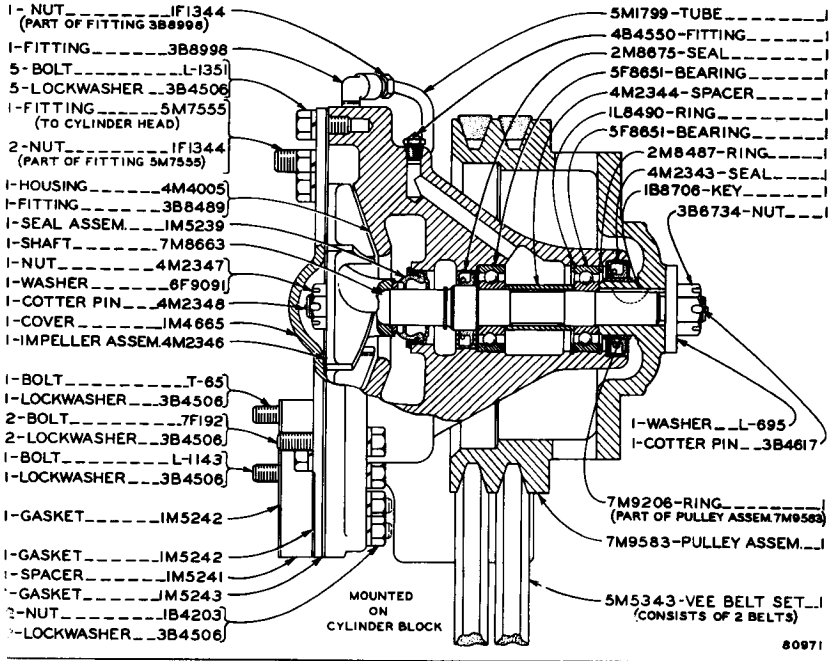


**2S6912 WATER PUMP ASSEMBLY**

Effective with Serial No. 37A1748

Note: 4S8053 Water Pump Gasket Kit is available

DA TRACTOR—40 INCH GAUGE—FORM 33764—  
ETWE



**7M4751 WATER PUMP GROUP**

Effective with Serial No. 37A3391

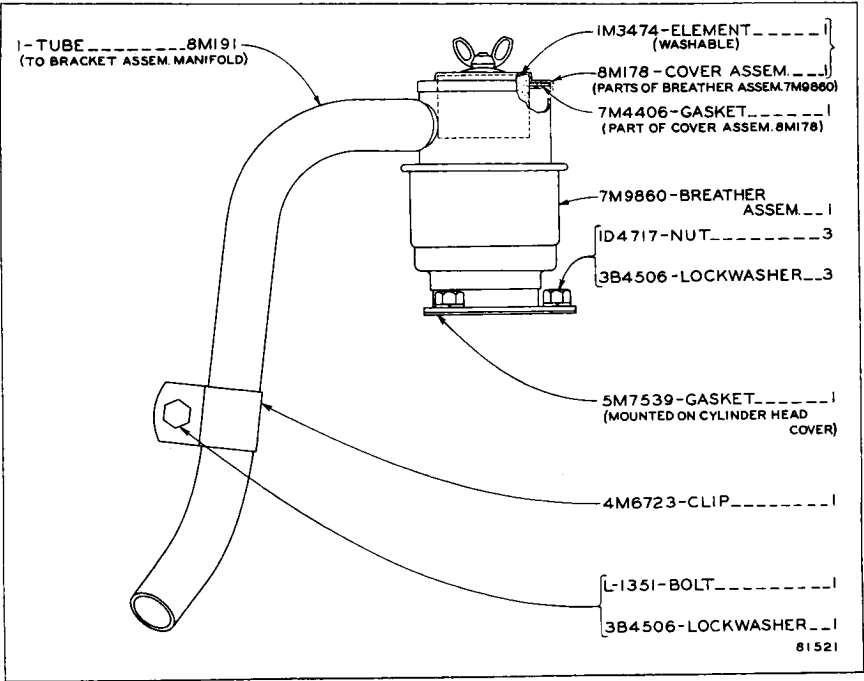
Note: 4M6019 Water Pump Gasket Kit is available

PRINTED IN U.S.A.



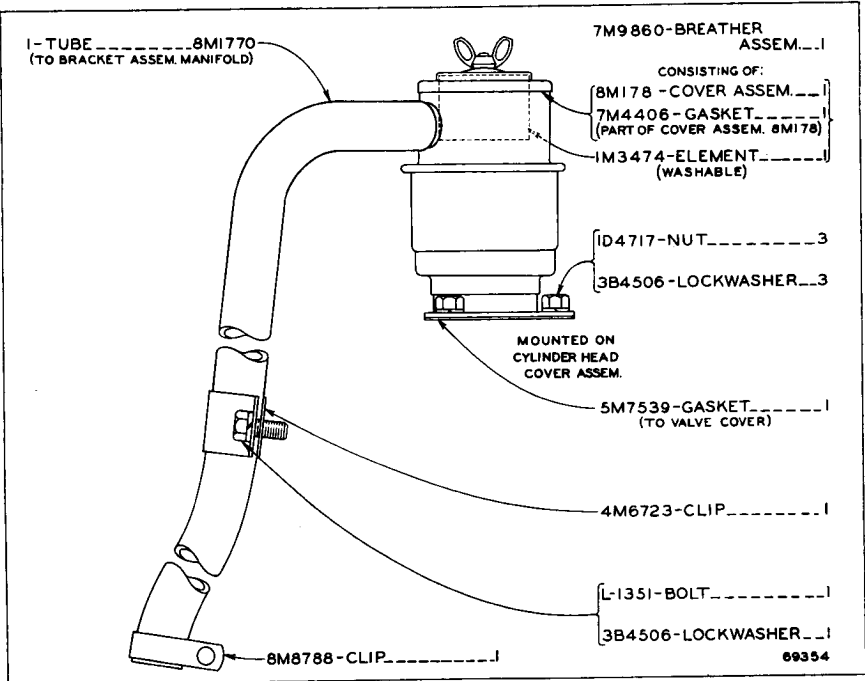


PRINTED IN U.S.A. D6 TRACTOR—60 INCH GAUGE—FORM 33764—INSERT BETWEEN PAGES 14 & 15



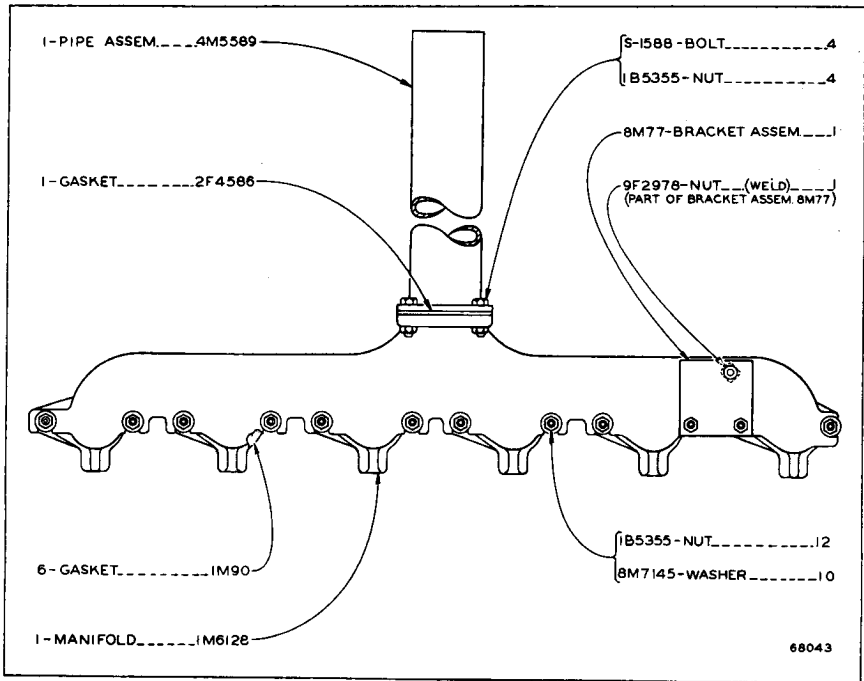
**BREATHER**

Serial No. 37A933 to 37A953 inclusive

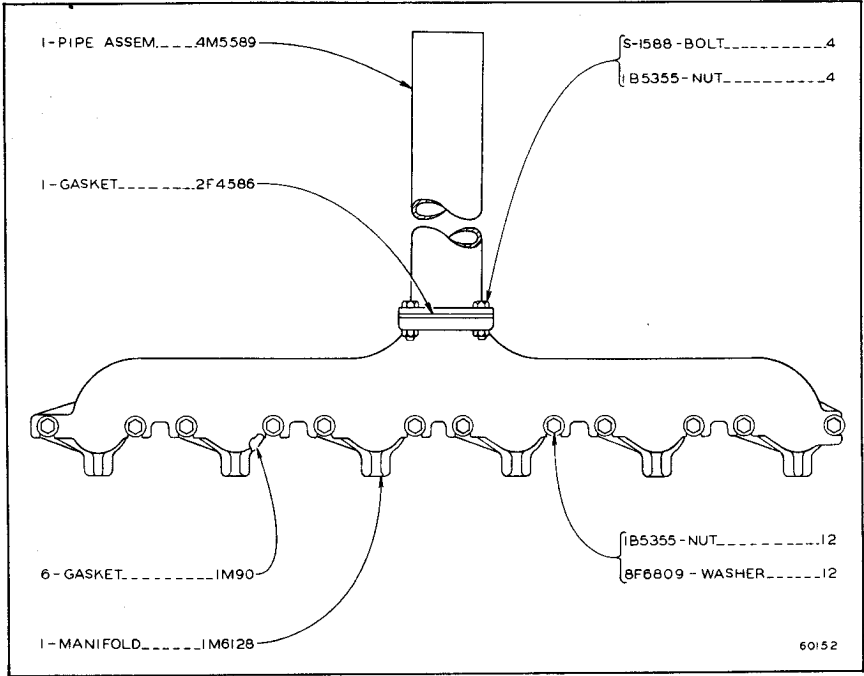


**BREATHER**

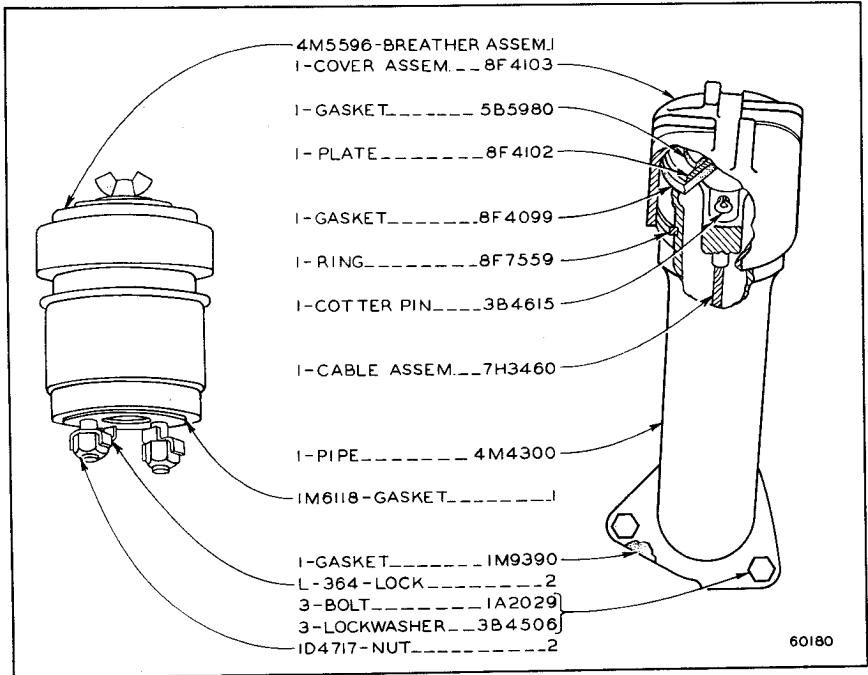
Effective with Serial No. 37A954



**MANIFOLD**  
Effective with Serial No. 37A668

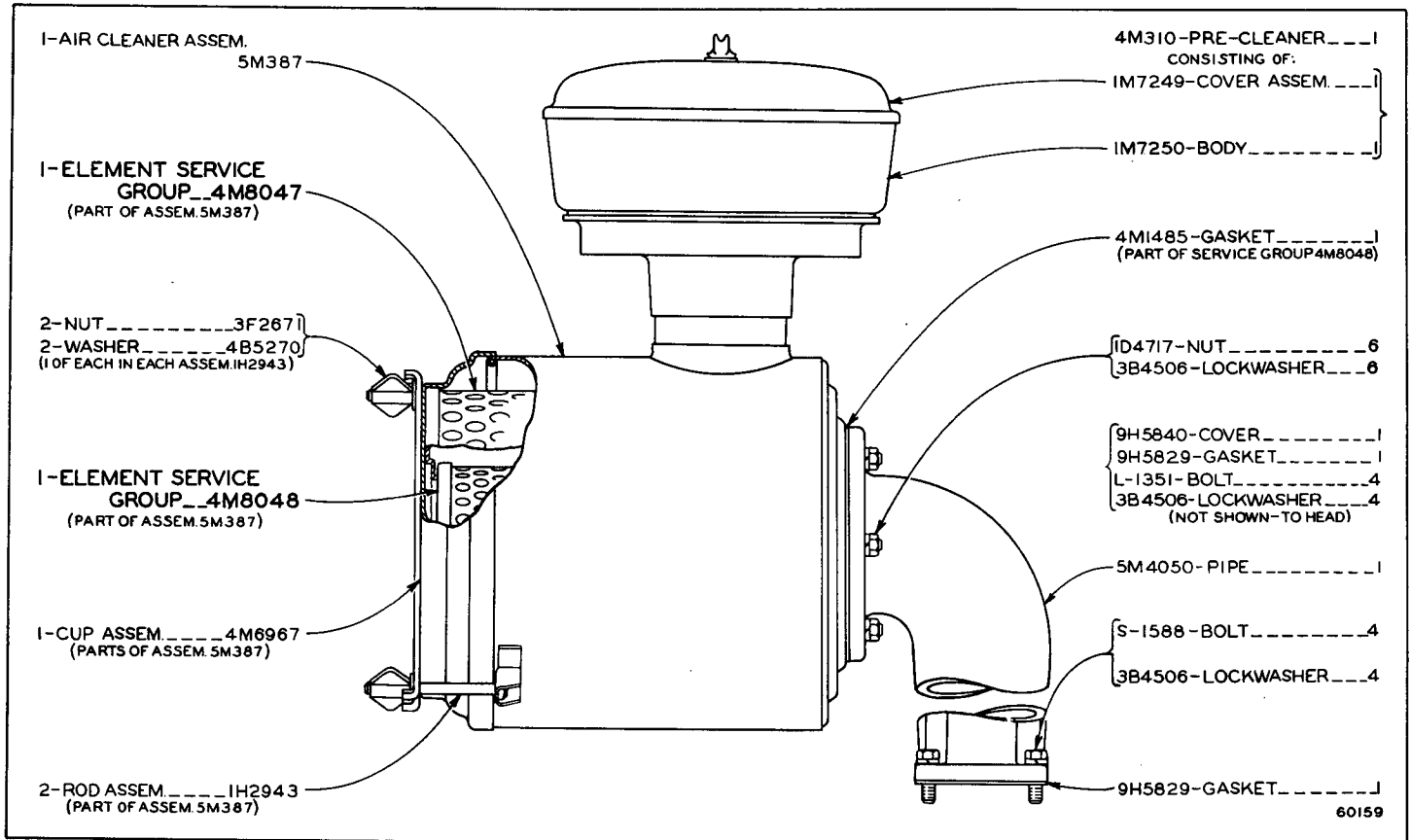


MANIFOLD



BREATHER AND OIL FILLER

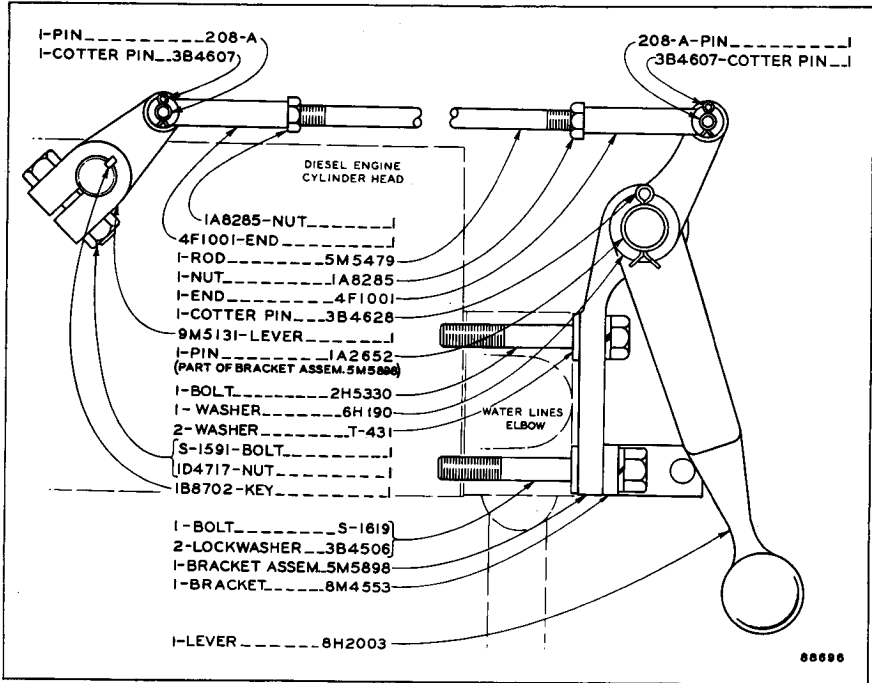
ONLY "CATERPILLAR" PARTS GIVE "CATERPILLAR" PERFORMANCE



**AIR CLEANER**

Refer also to Pages 82, 126 and 127 for special parts

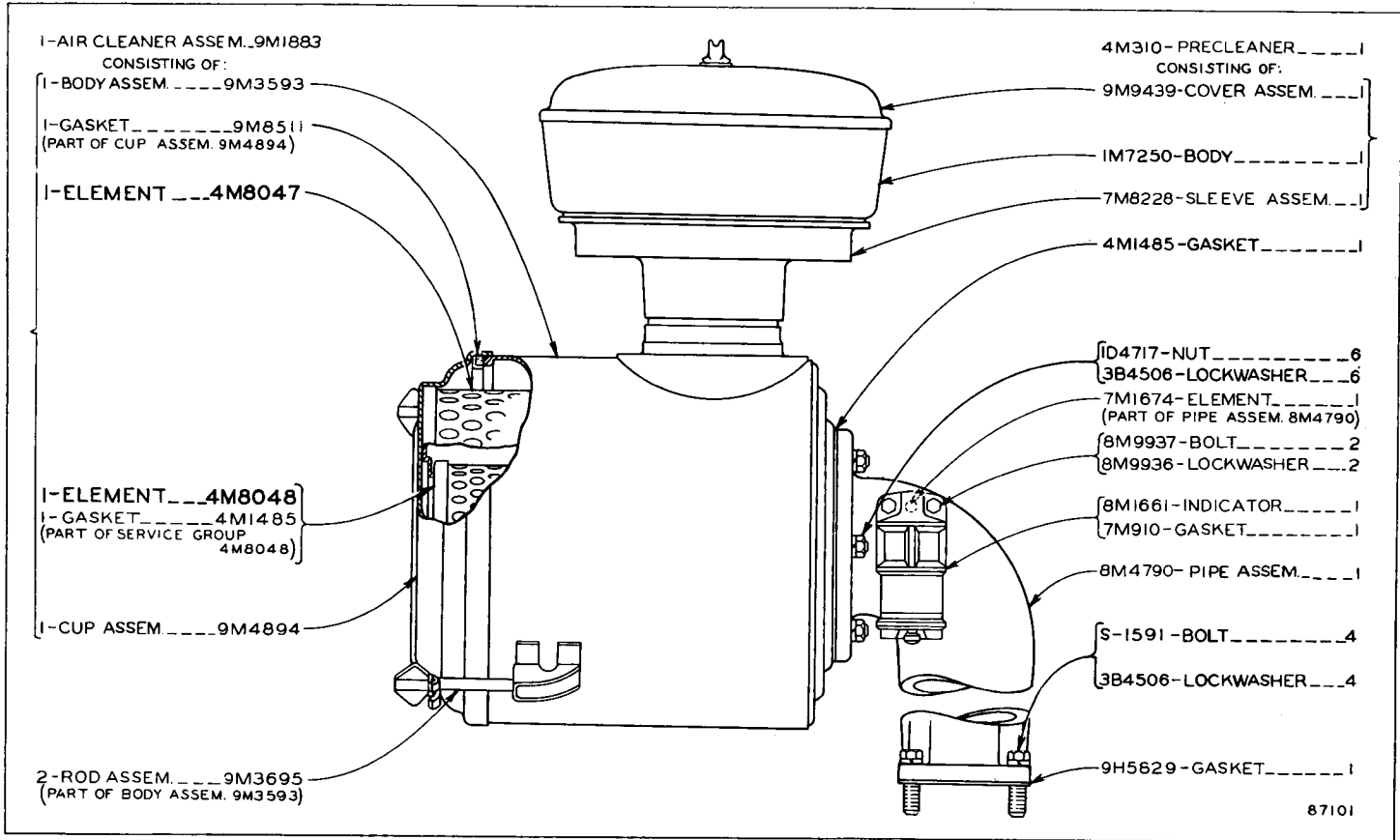
D6 TRACTOR—60 INCH GAUGE—FORM 33764—  
INSERT BETWEEN PAGES 16 & 17



**COMPRESSION RELEASE CONTROL**

Effective with Serial No. 37A1463  
Refer also to Page 122 for special parts

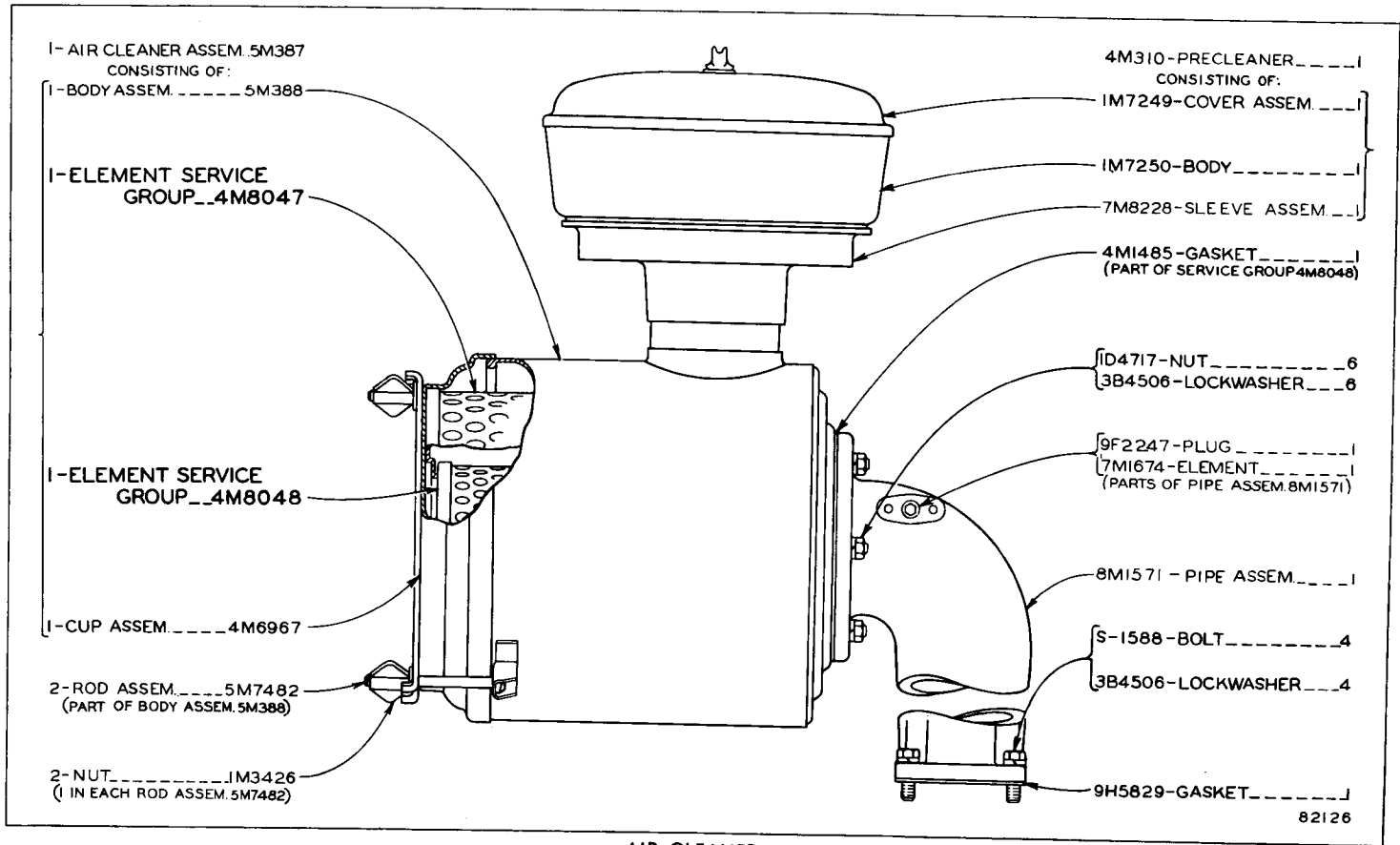
PRINTED IN U.S.A.



87101

**AIR CLEANER**

Effective with Serial No. 37A1231  
 Refer also to Pages 82 and 126 for special parts

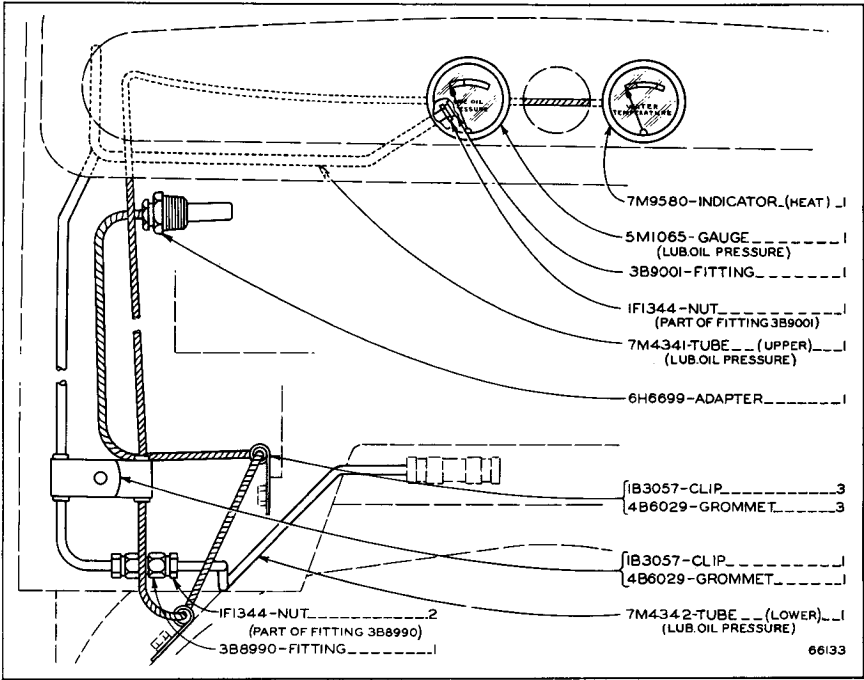


82126

**AIR CLEANER**

Refer also to Pages 82, 82A and 126 for special parts

D6 TRACTOR—60 INCH GAUGE—FORM 33764—  
INSERT BETWEEN PAGES 16 & 17



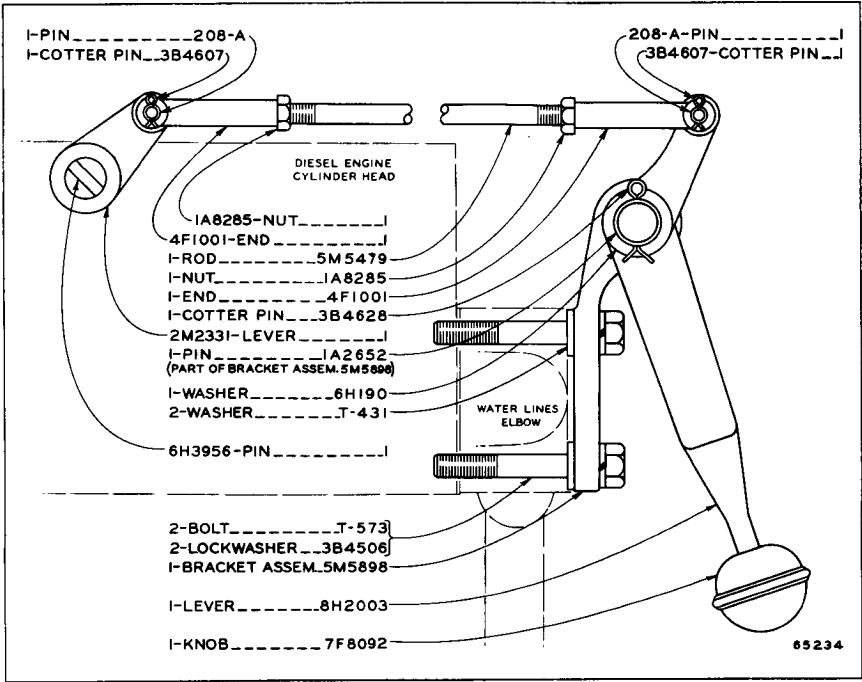
**OIL GAUGE AND HEAT INDICATOR**

Serial No. 37A423, 37A425, 37A426, 37A428 to 37A431 and 37A435—Up

PRINTED IN U.S.A.



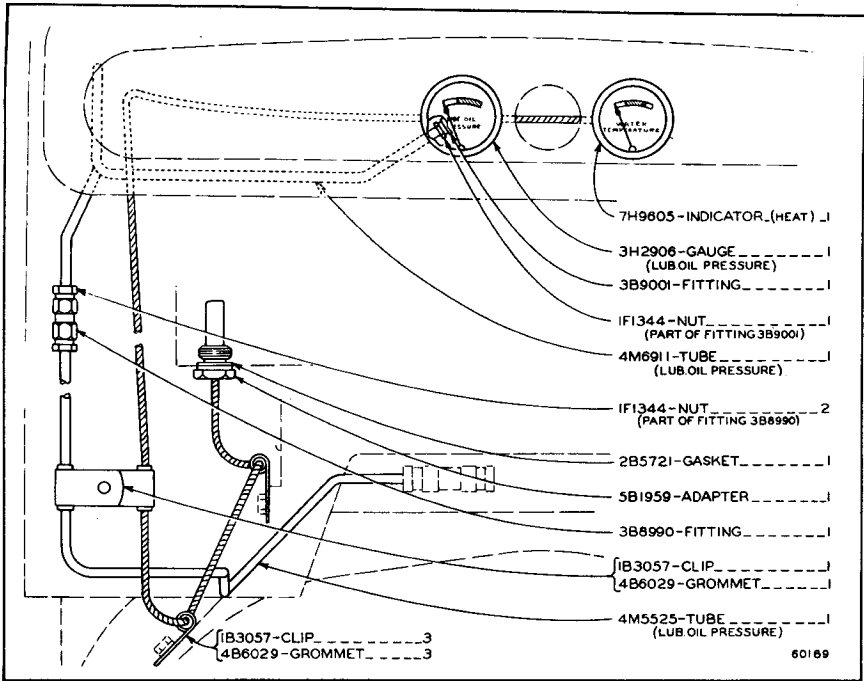
D6 TRACTOR—60 INCH GAUGE—FORM 33764—  
INSERT BETWEEN PAGES 16 & 17



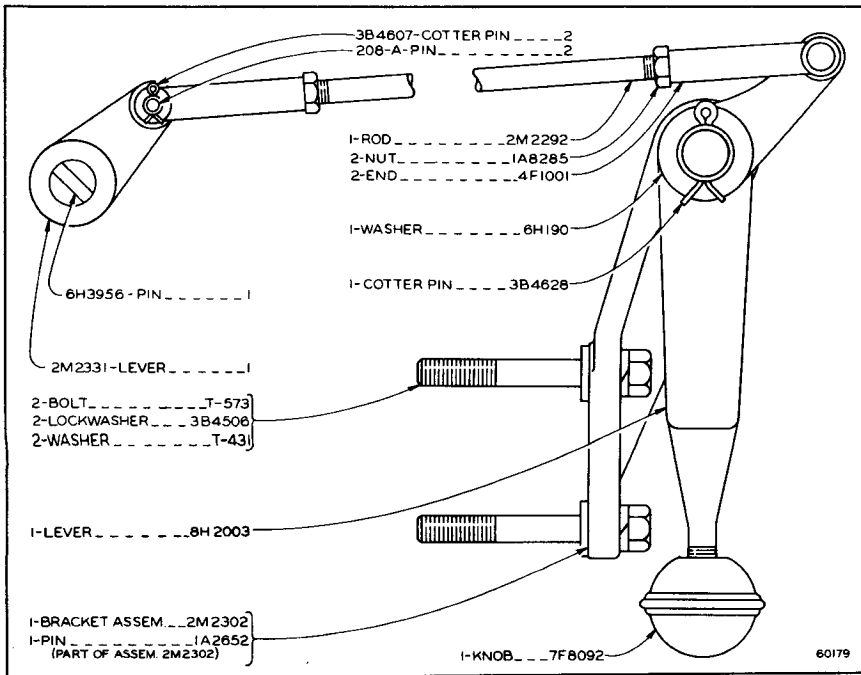
**COMPRESSION RELEASE CONTROL**

Serial No. 37A405, 37A410, 37A413 to 37A418, 37A420 to 37A431, 37A433  
and 37A435—Up. Refer also to Page 122 for special parts

PRINTED IN U.S.A.



OIL GAUGE AND HEAT INDICATOR

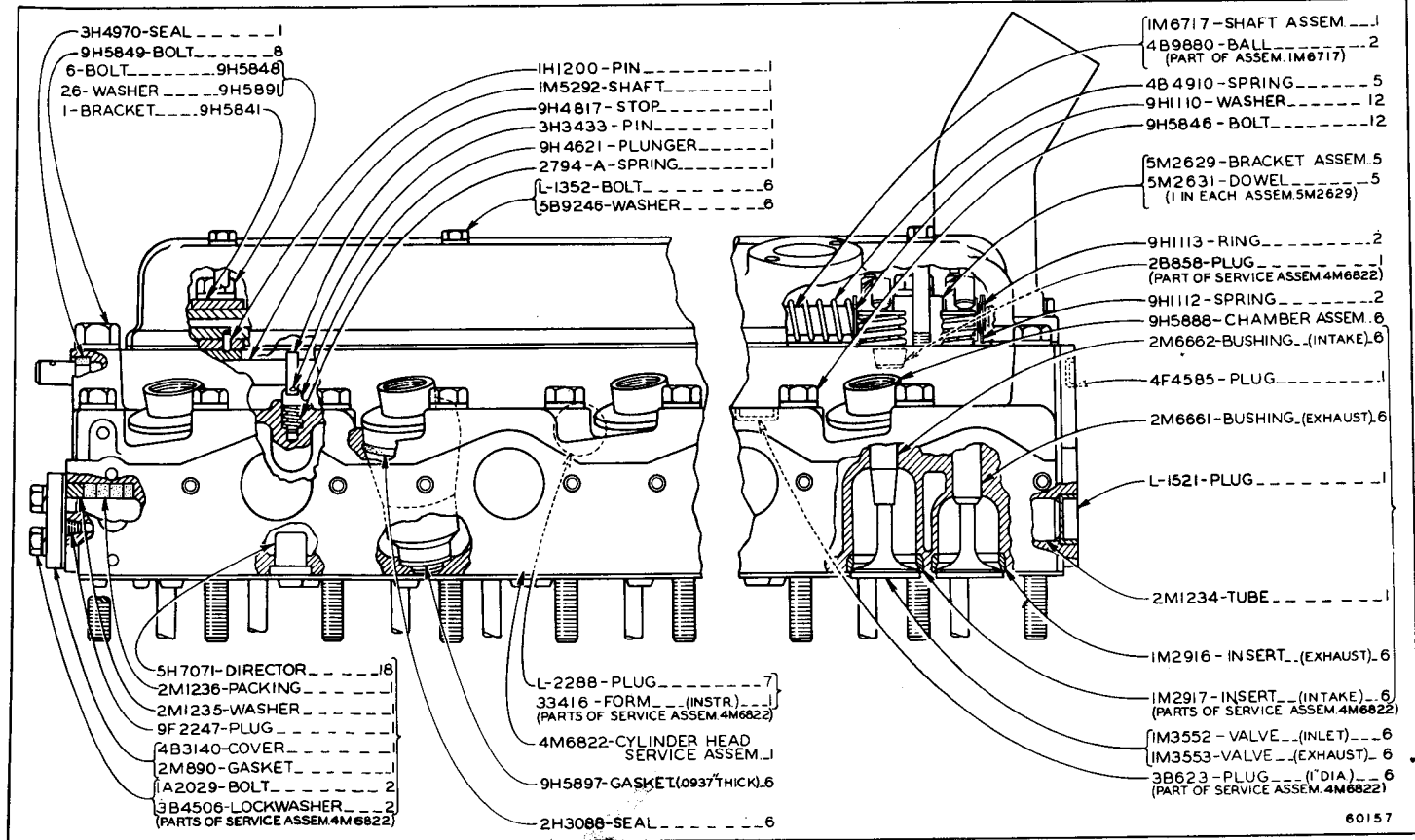


COMPRESSION RELEASE CONTROL

Refer also to Page 122 for special parts

ONLY "CATERPILLAR" PARTS GIVE "CATERPILLAR" PERFORMANCE

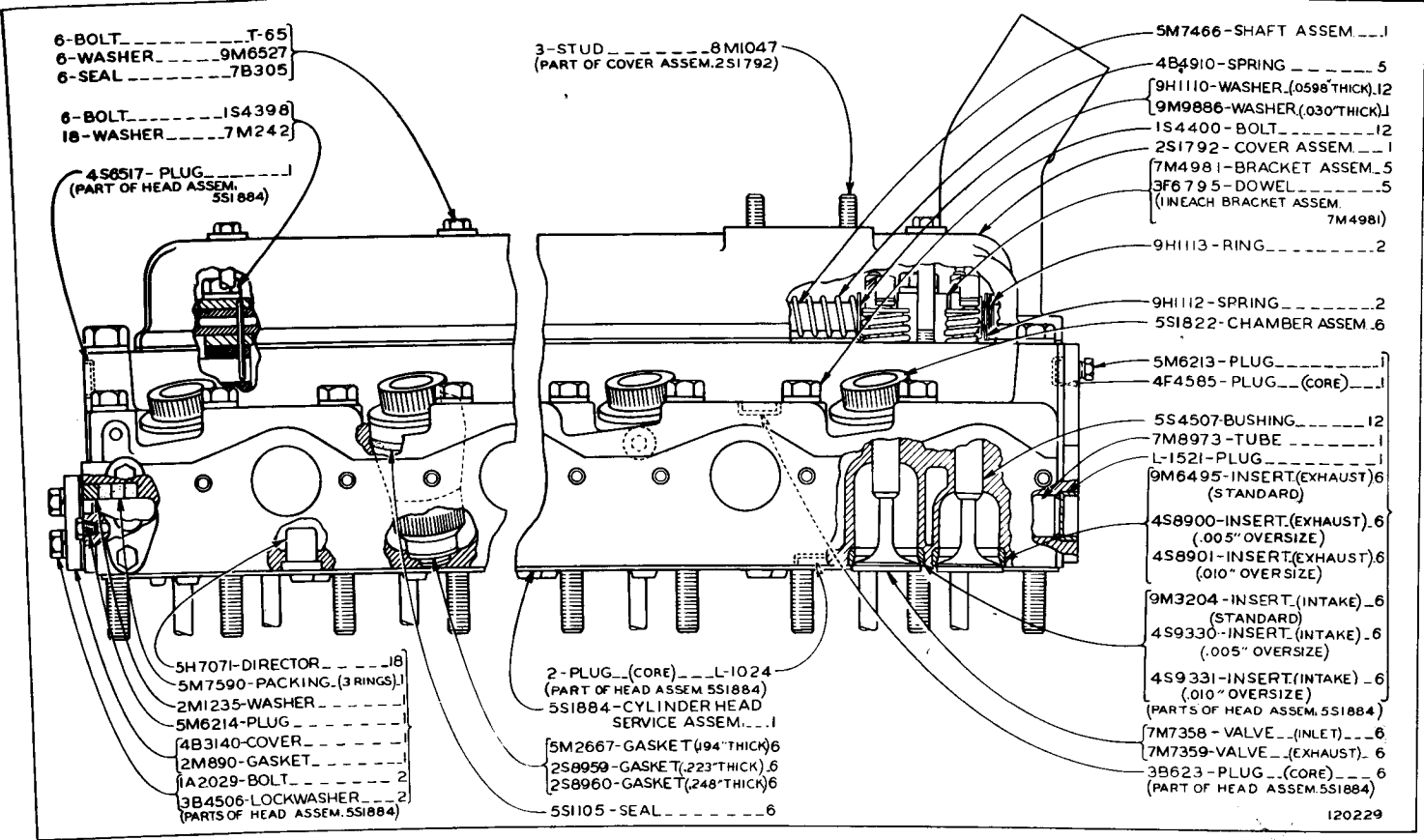
ALWAYS GIVE SERIAL NUMBER WHEN ORDERING PARTS

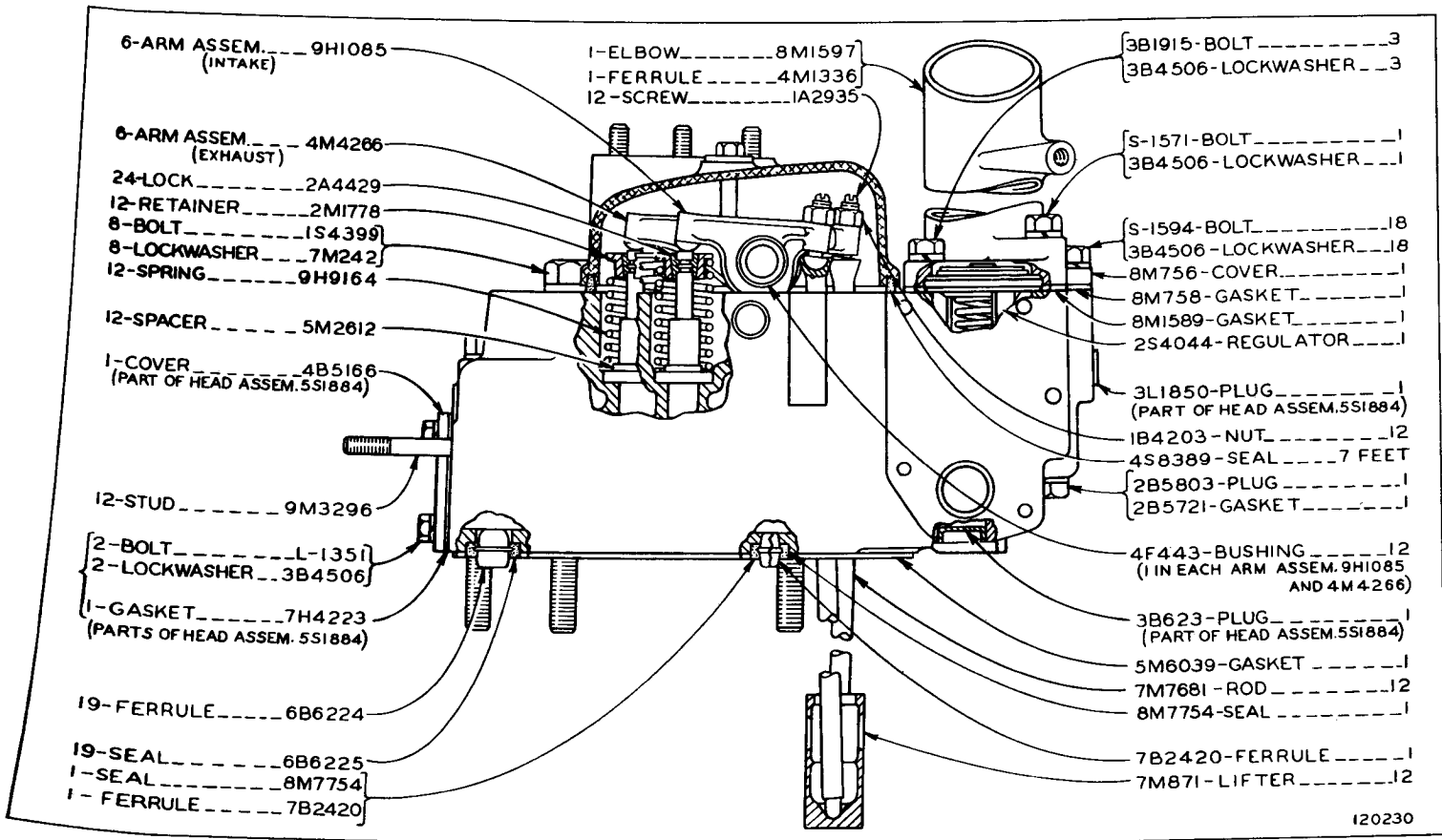


CYLINDER HEAD AND VALVE MECHANISM—Side View  
 Refer also to Page 114 for special parts

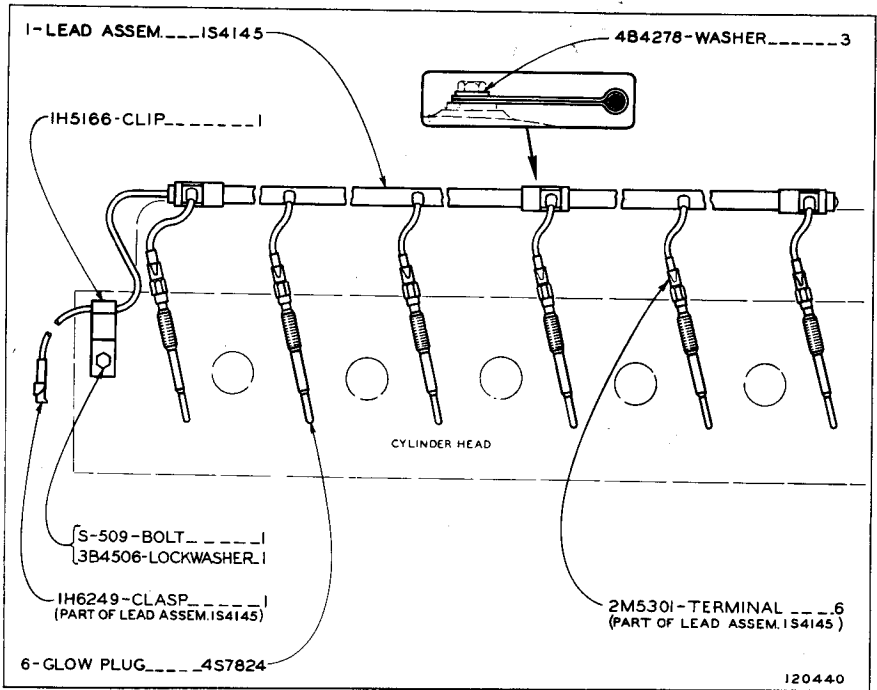
CYLINDER HEAD AND VALVE MECHANISM--SIDE VIEW

PRINTED IN U.S.A. EFFECTIVE WITH SERIAL No. 37A2307. NOTE: 2S3490 VALVE GRINDING GASKET KIT IS AVAILABLE  
 ADDITIONAL PARTS ARE SHOWN ON REVERSE SIDE. REFER ALSO TO PAGE 110 FOR SPECIAL PARTS





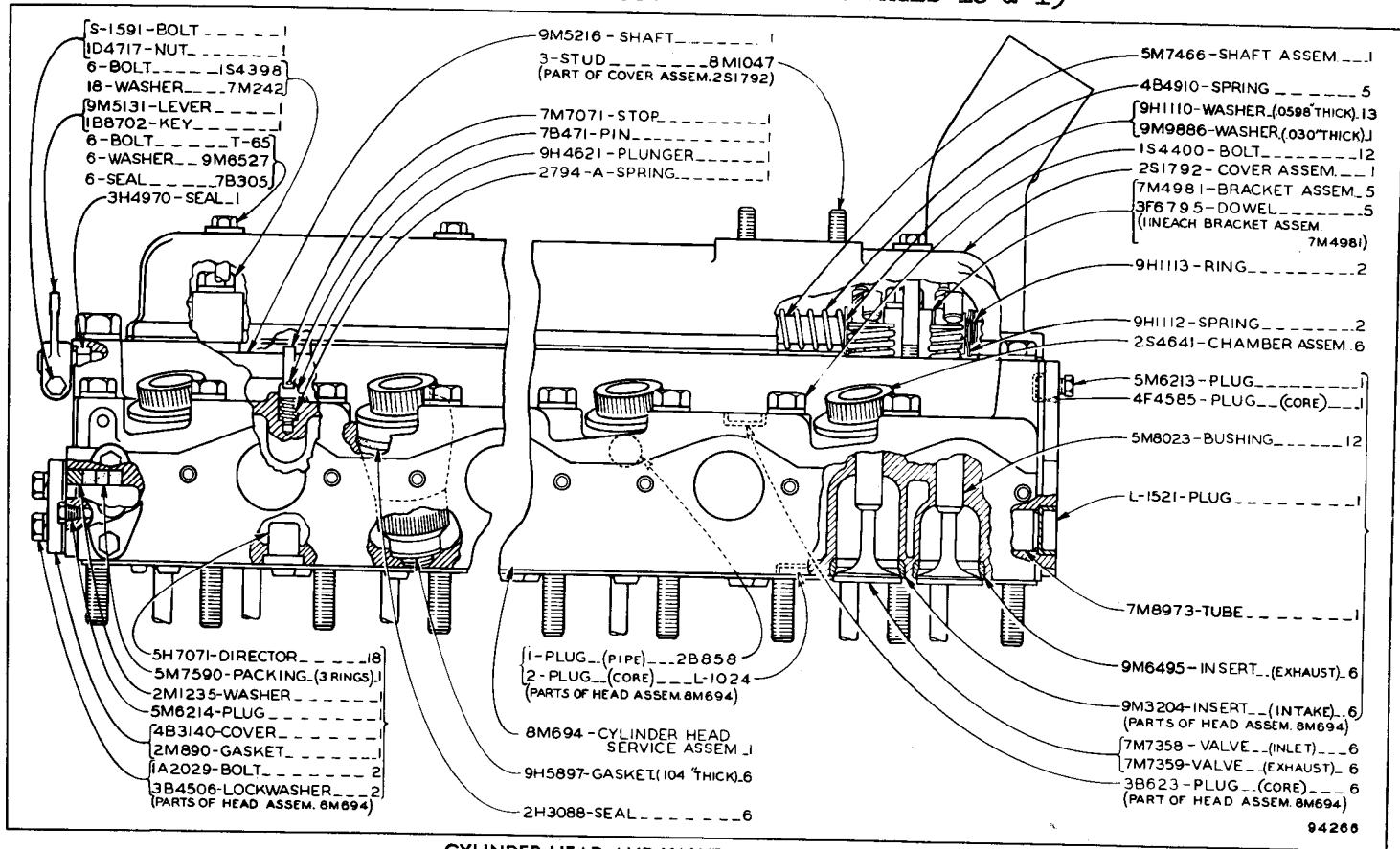
CYLINDER HEAD AND VALVE MECHANISM--END VIEW  
EFFECTIVE WITH SERIAL No. 37A2307



GLOW PLUG AND WIRING  
EFFECTIVE WITH SERIAL No. 37A2307

60 TRACTOR - FORM UE033764 - BEH - PAGE 287

D6 TRACTOR - FORM 33764 - BETWEEN PAGES 18 & 19



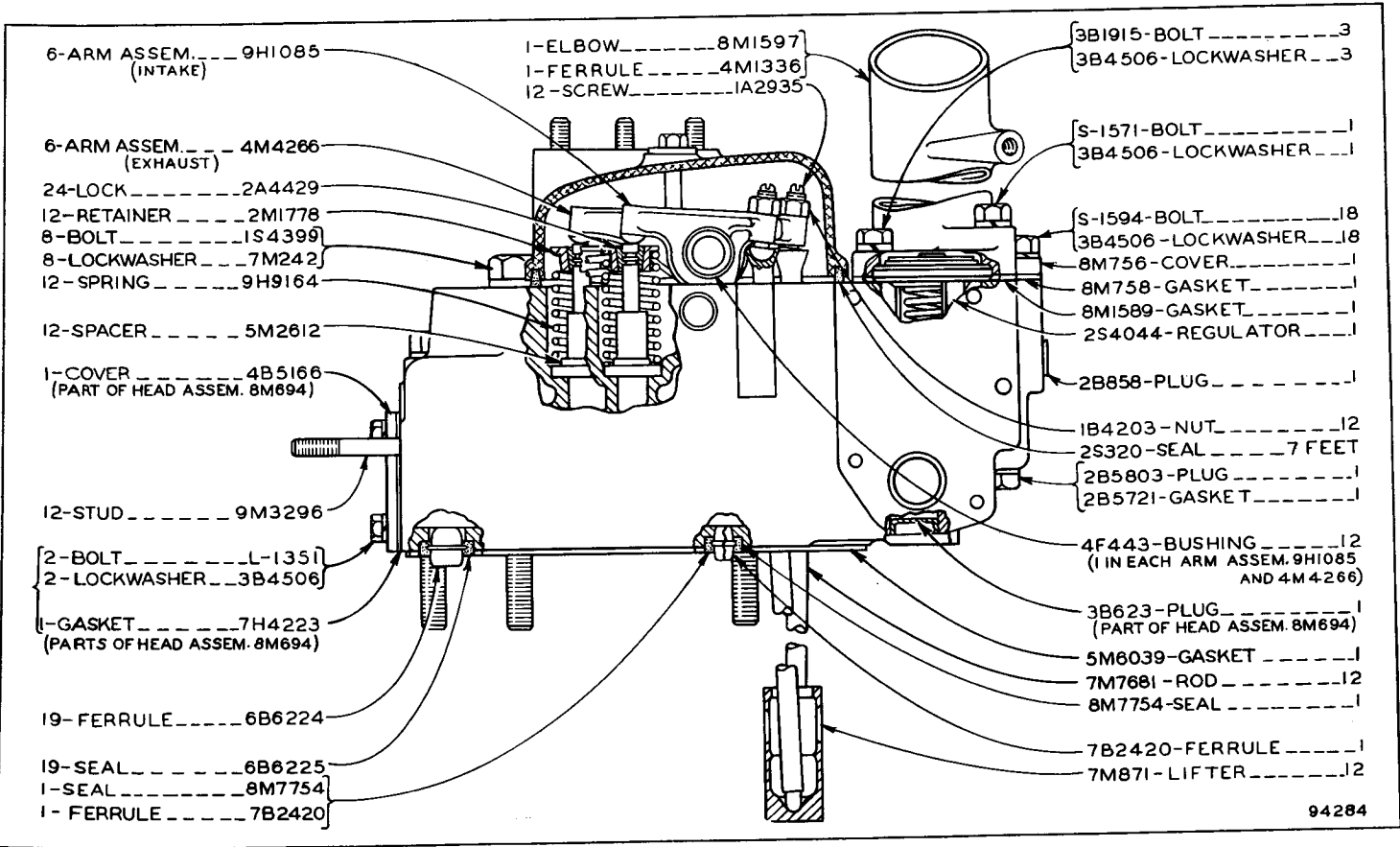
94260

CYLINDER HEAD AND VALVE MECHANISM—Side View

Effective with Serial No. 37A1748

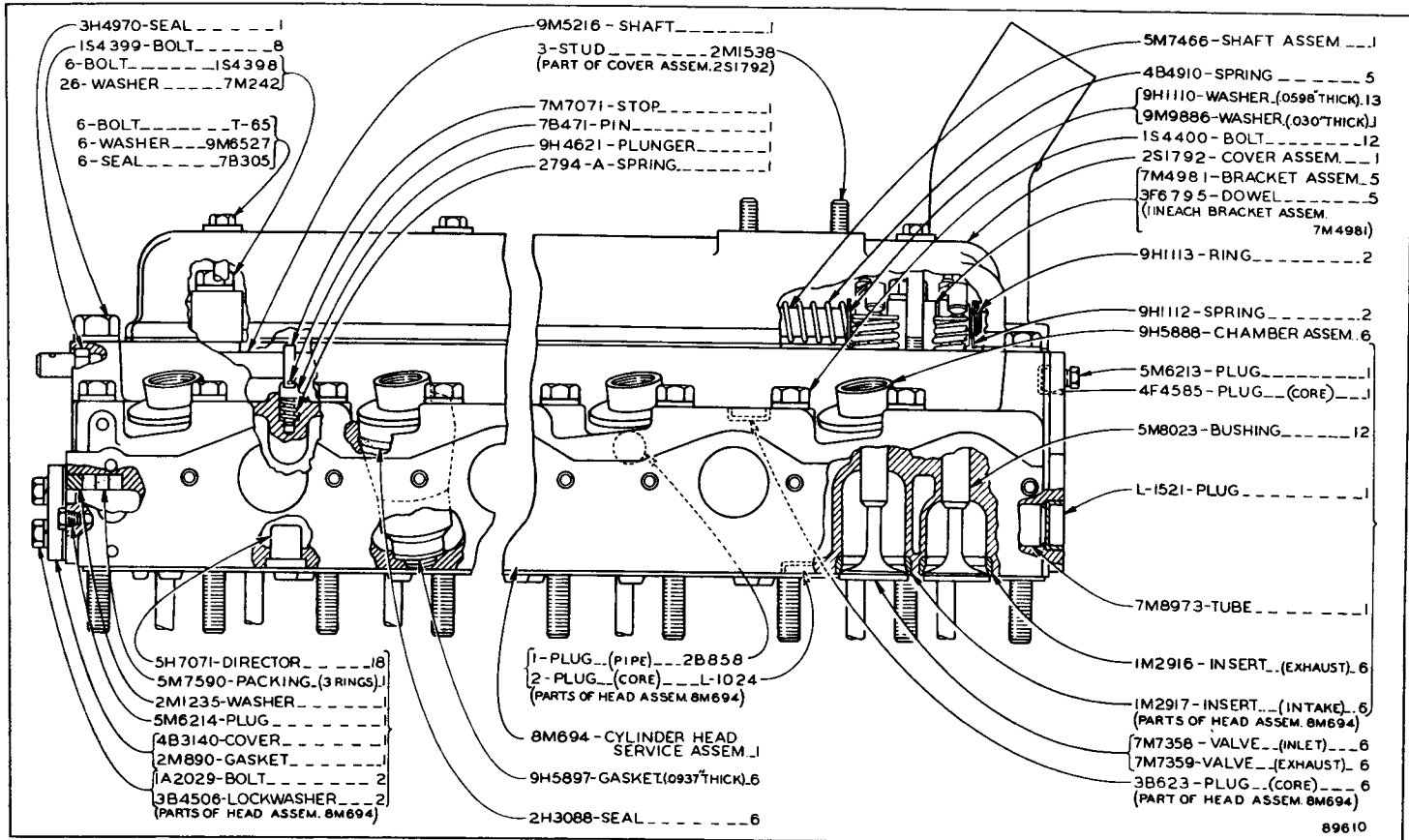
Note: 2S3490 Valve Grinding Gasket Kit is available. Additional parts are shown on reverse side of this insert. Refer also to Page 110 for special parts

CYLINDER HEAD AND VALVE MECHANISM—End View  
 Effective with Serial No. 37A1748



94284



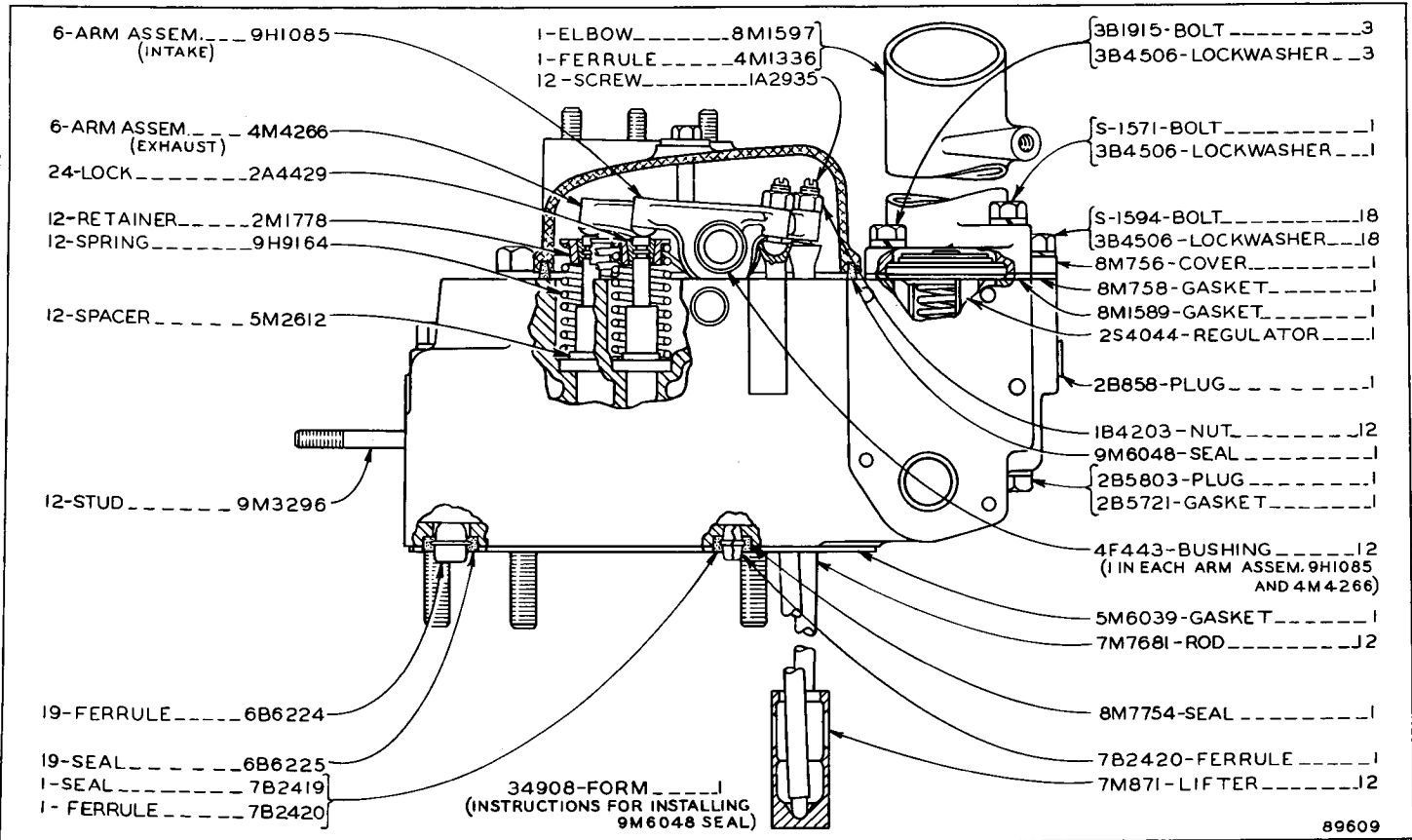


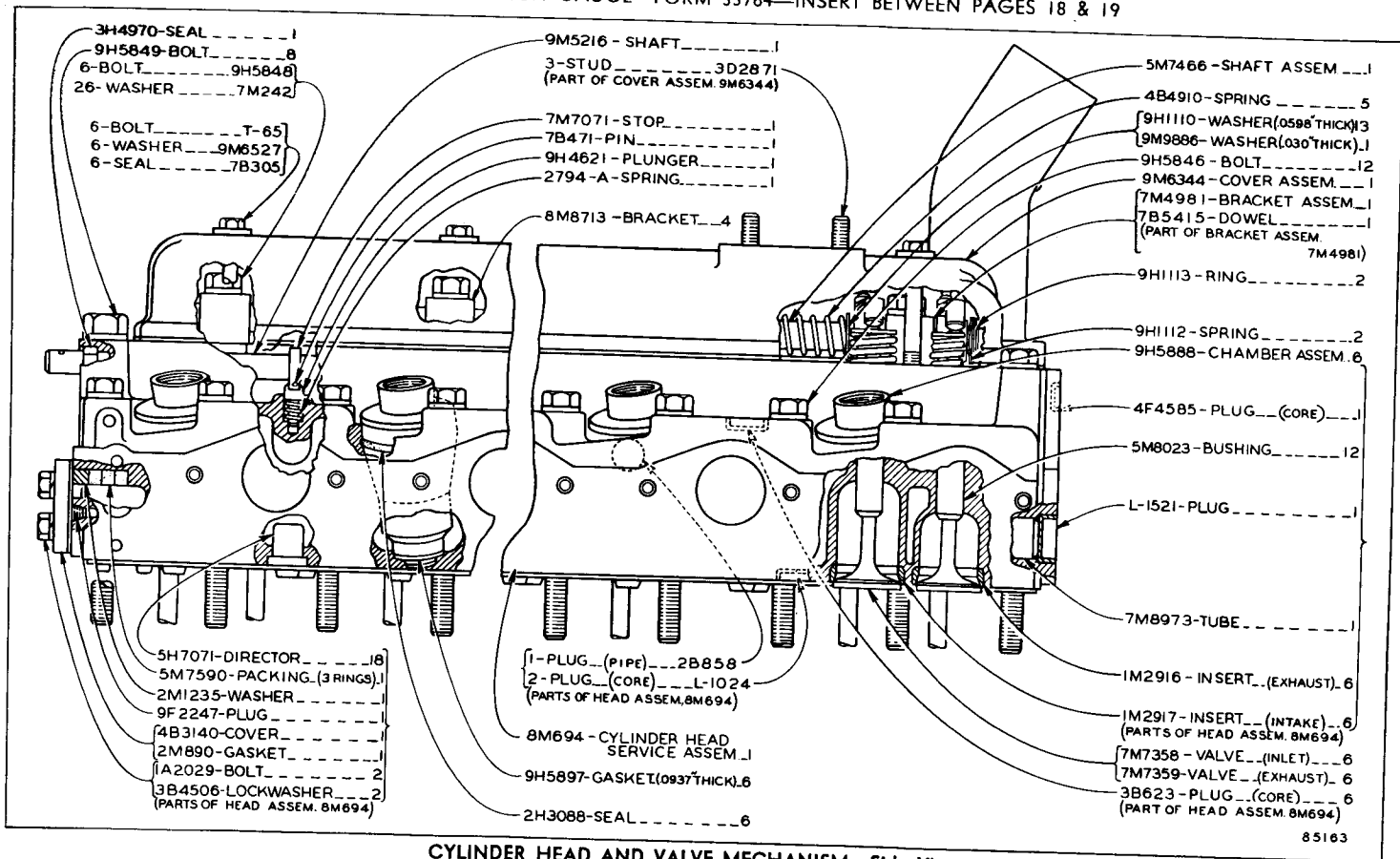
89610

**CYLINDER HEAD AND VALVE MECHANISM—Side View**  
 Effective with Serial No. 37A1493. Note: 2S3490 Valve Grinding Gasket Kit is available  
 Additional parts are shown on reverse side of this insert. Refer also to Page 110 for special parts

CYLINDER HEAD AND VALVE MECHANISM—End View

Effective with Serial No. 37A1493



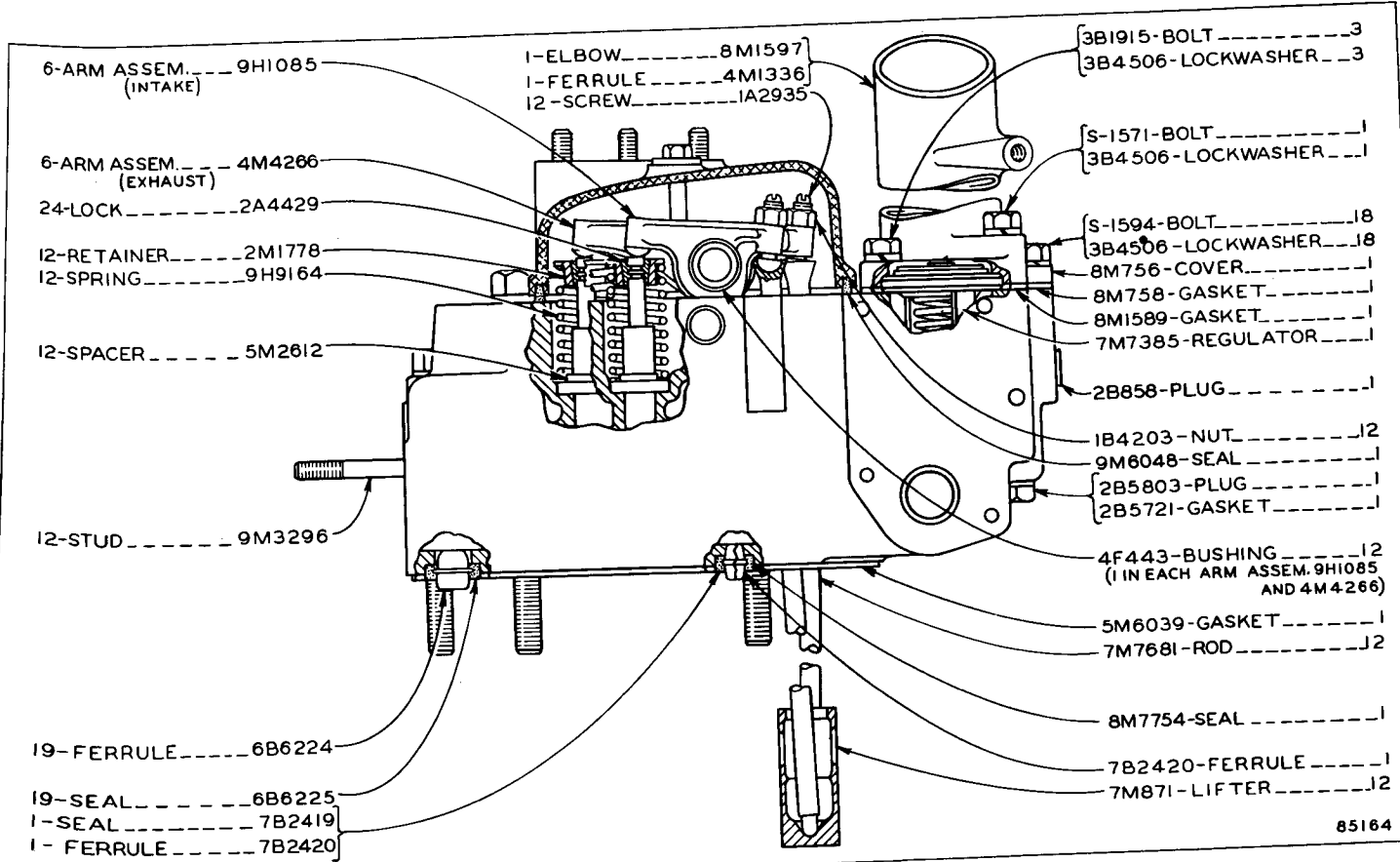


85163

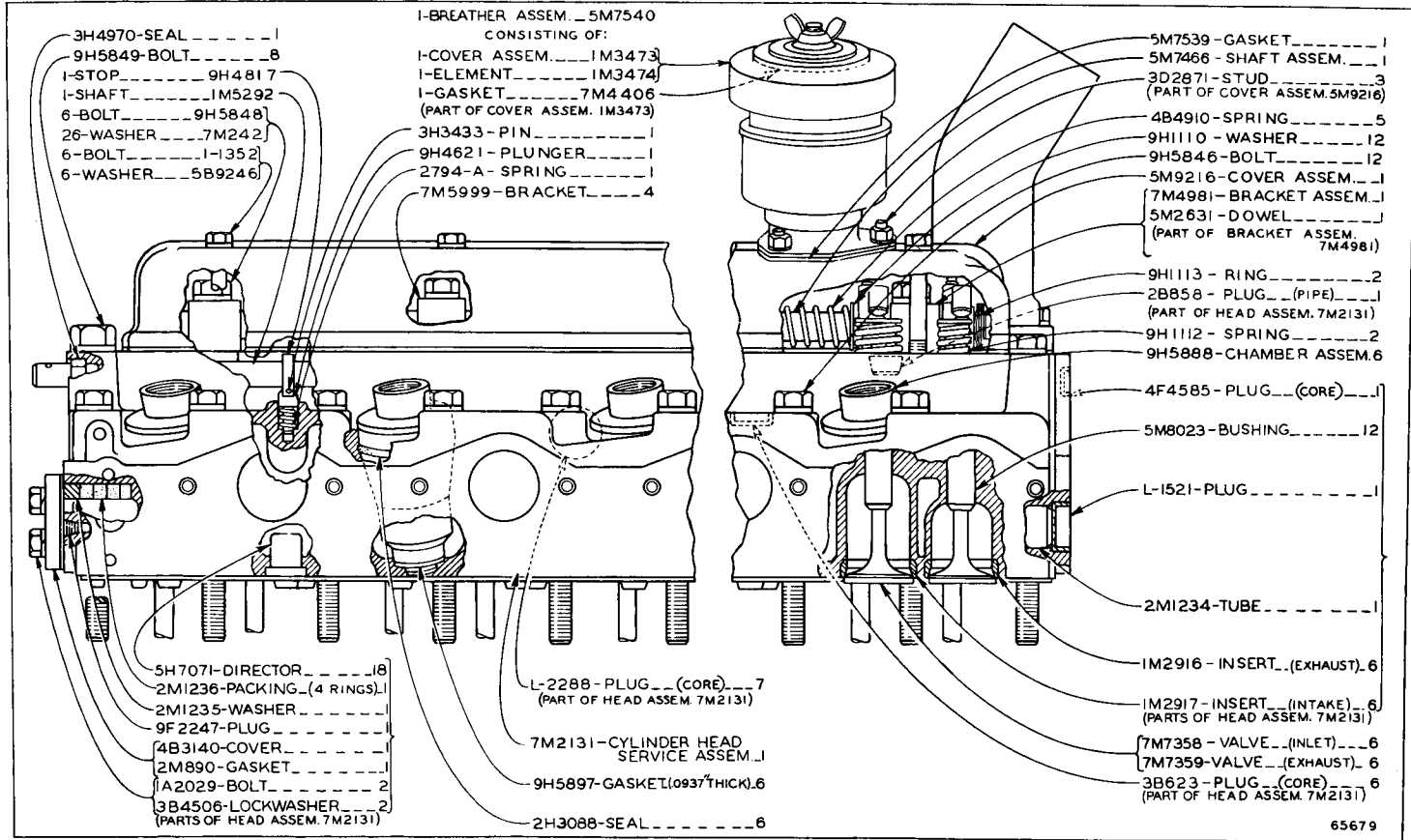
**CYLINDER HEAD AND VALVE MECHANISM—Side View**

Effective with Serial No. 37A1279. Note: 4M6016 Valve Grinding Gasket Kit is available  
 Additional parts are shown on reverse side of this insert. Refer also to Page 110 for special parts

CYLINDER HEAD AND VALVE MECHANISM—End View  
Effective with Serial No. 37A1279



85164



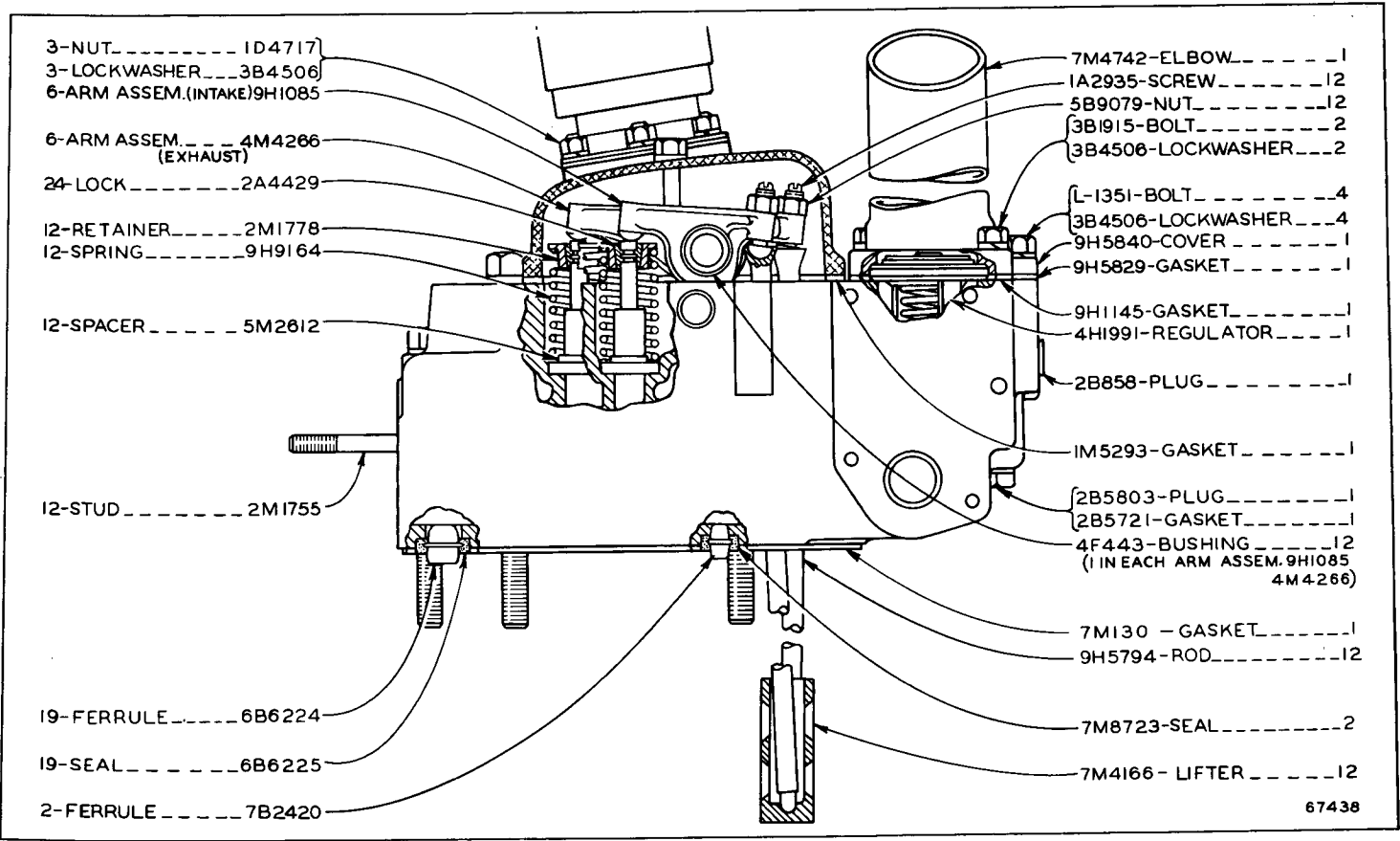
65679

**CYLINDER HEAD AND VALVE MECHANISM—Side View**

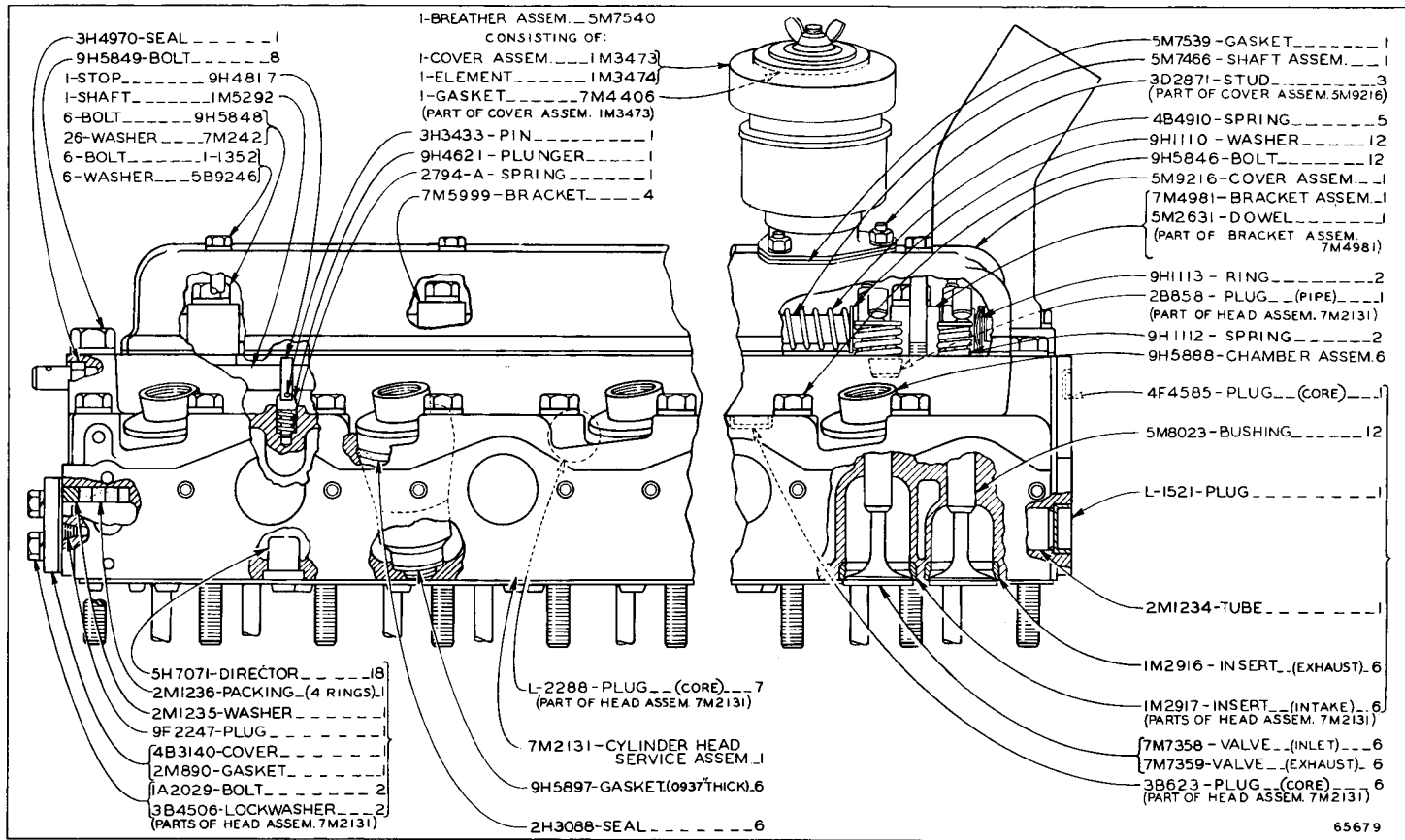
Serial No. 37A616 to 37A626 and 37A630—Up

Note: 4M6016 Valve Grinding Gasket Kit is available. Additional parts are shown on reverse side of this insert. Refer also to Page 110 for special parts

CYLINDER HEAD AND VALVE MECHANISM—End View  
 Serial No. 37A616 to 37A626 and 37A630—Up



67438



65679

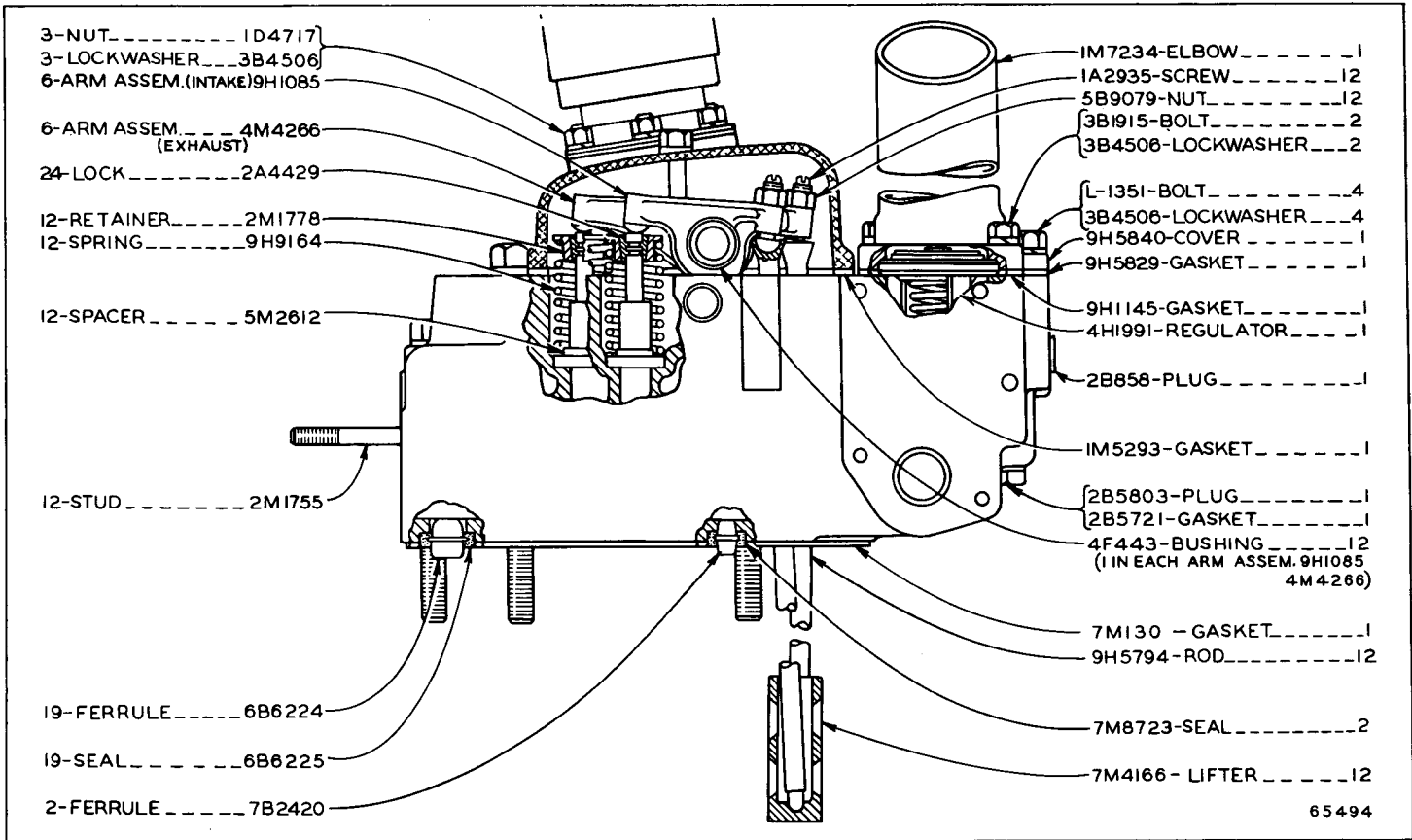
**CYLINDER HEAD AND VALVE MECHANISM—Side View**

Serial No. 37A524, 37A527, 37A528, 37A530 to 37A615 and 37A627 to 37A629 inclusive

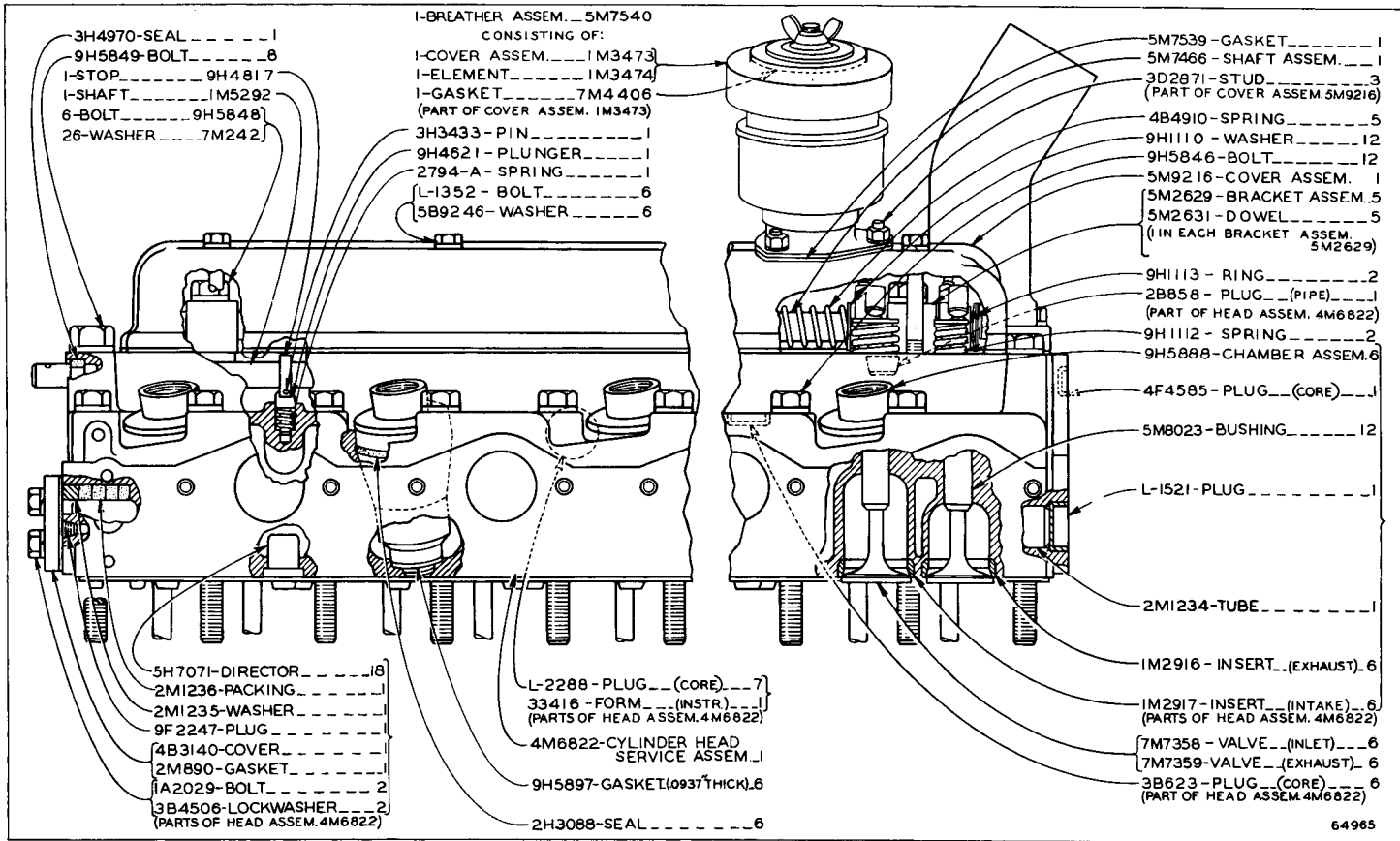
Note: 4M6016 Valve Grinding Gasket Kit is available. Additional parts are shown on reverse side of this insert. Refer also to Page 110 for special parts

Serial No. 37A524, 37A527, 37A528, 37A530 to 37A615 and 37A627 to 37A629 inclusive

CYLINDER HEAD AND VALVE MECHANISM—End View







64965

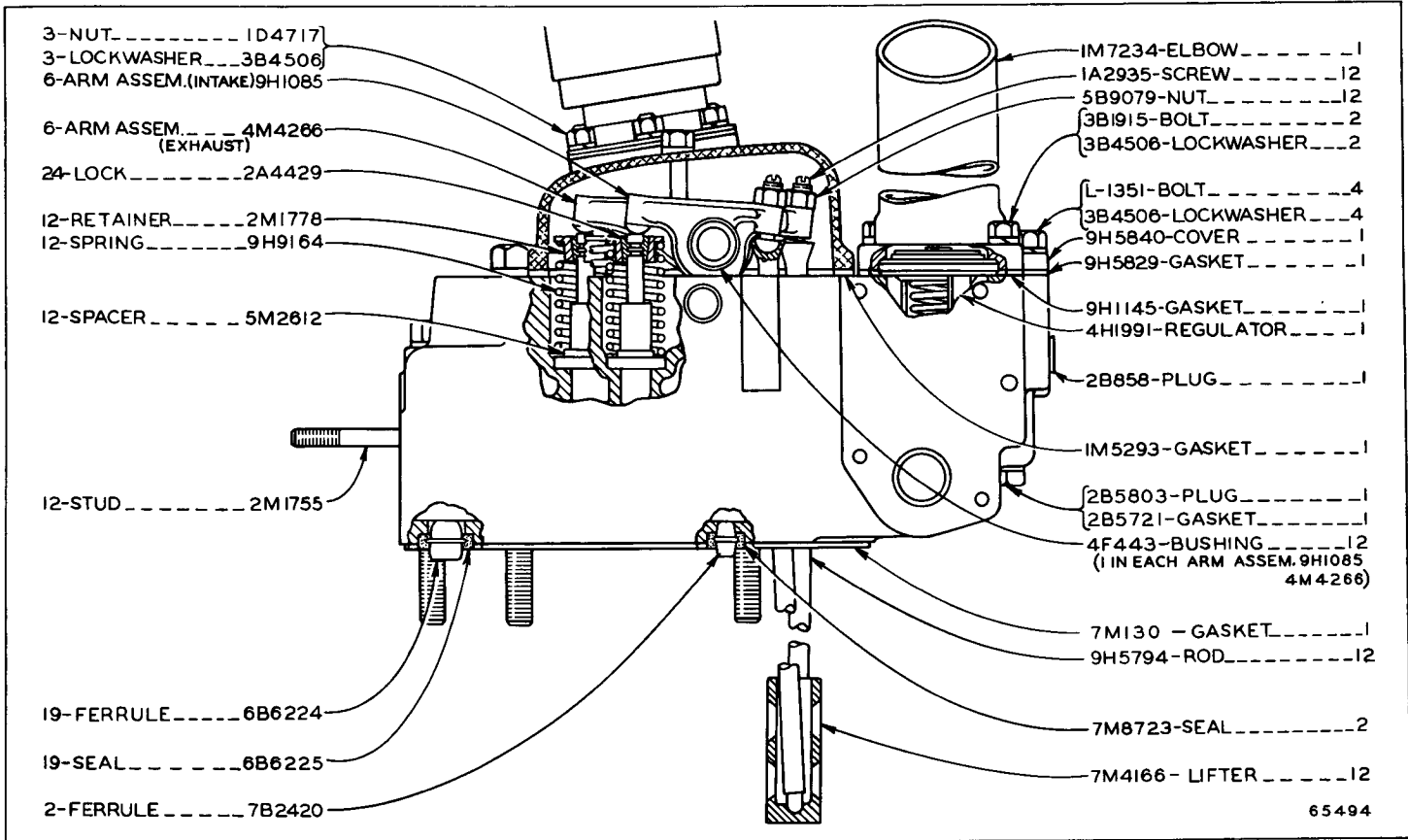
**CYLINDER HEAD AND VALVE MECHANISM—Side View**

Serial No. 37A423, 37A425, 37A426, 37A428 to 37A431 and 37A435—Up

Note: 4M6016 Valve Grinding Gasket Kit is available. Additional parts are shown on reverse side of this insert

Refer also to Page 110 for special parts

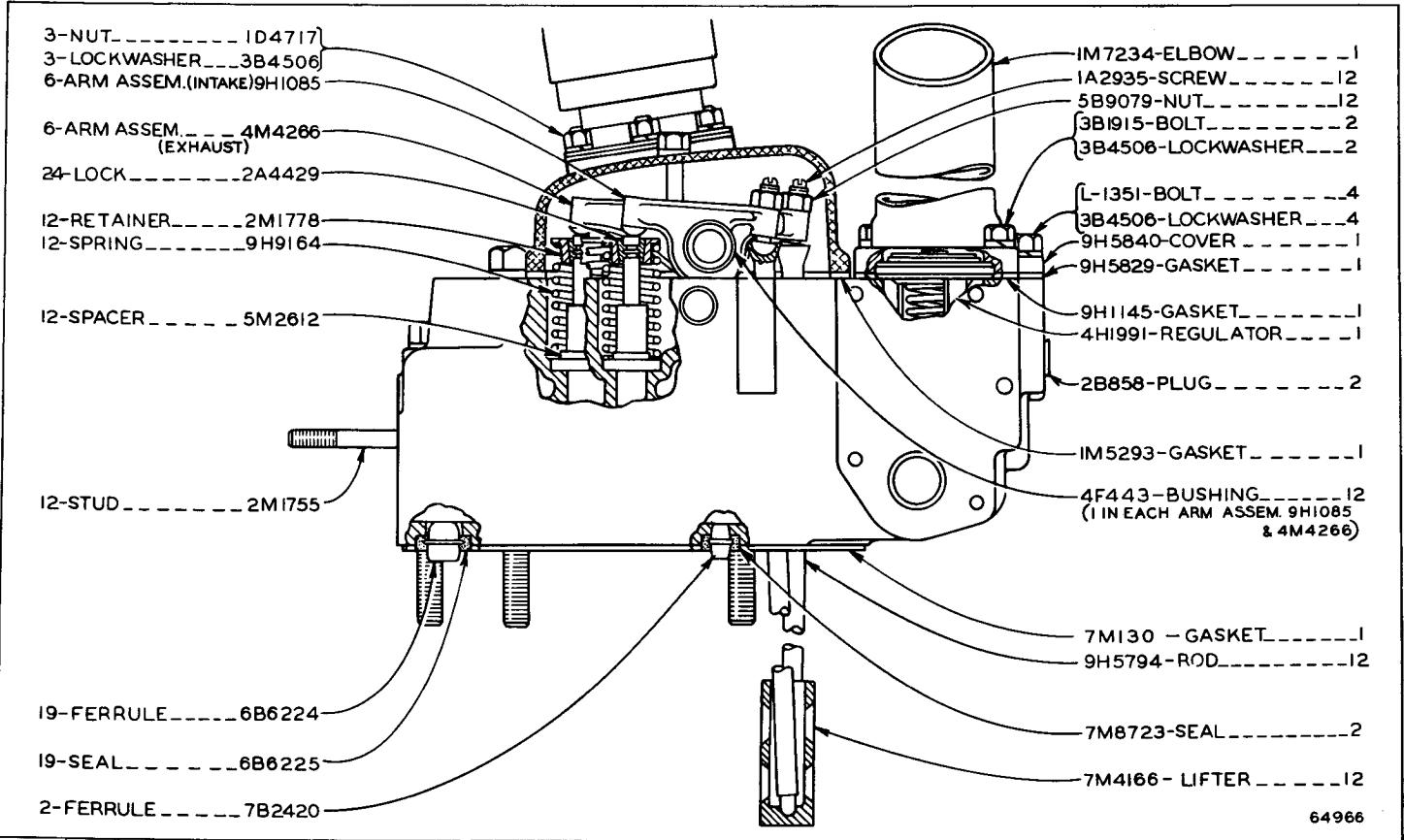
Serial No. 37A423, 37A425, 37A426, 37A428 to 37A431 and 37A435—Up  
**CYLINDER HEAD AND VALVE MECHANISM—End View**

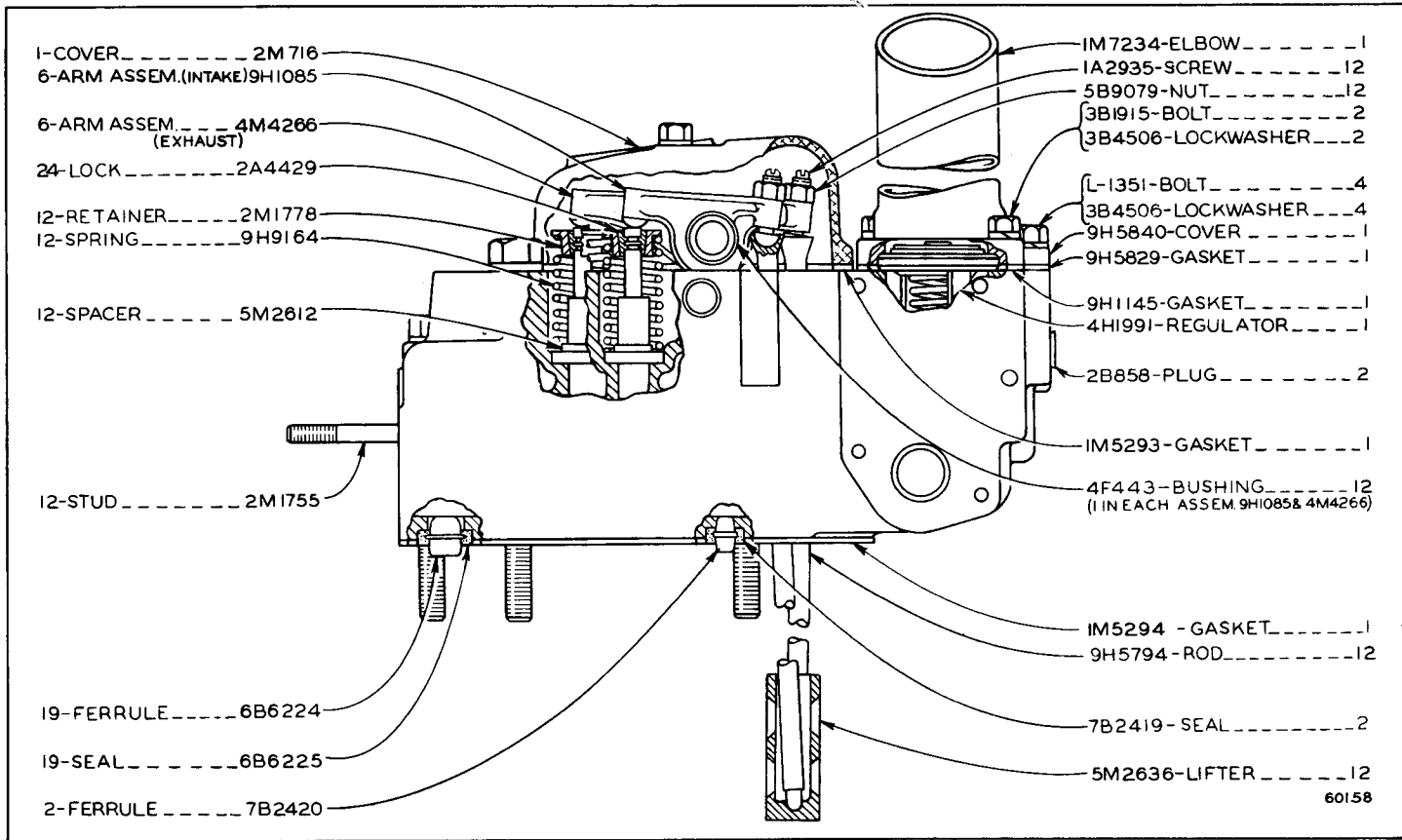




Serial No. 37A343 to 37A422, 37A424, 37A427, 37A432, 37A433 and 37A434 inclusive

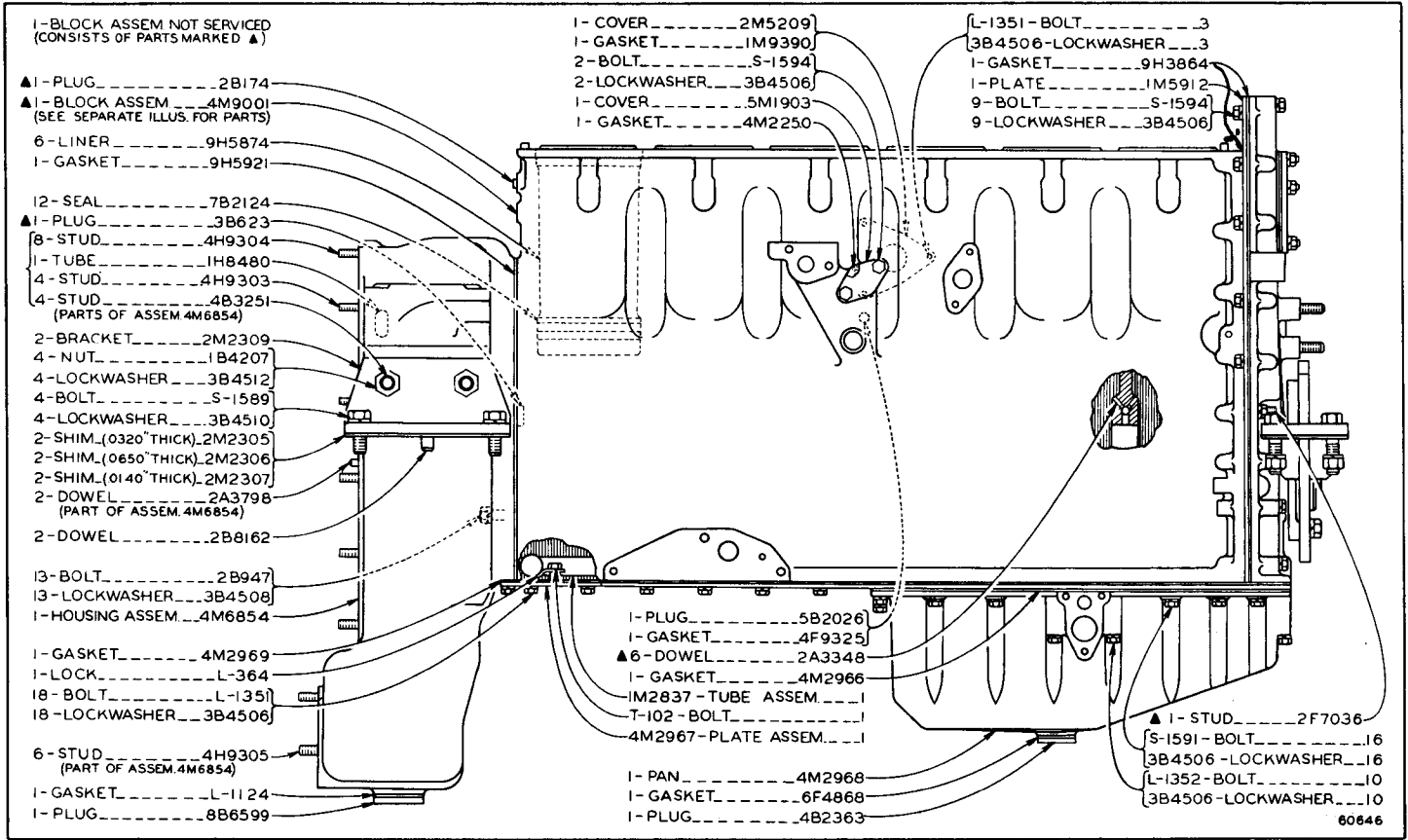
CYLINDER HEAD AND VALVE MECHANISM—End View





60158

CYLINDER HEAD AND VALVE MECHANISM—End View  
 Refer also to Pages 114 and 115 for special parts

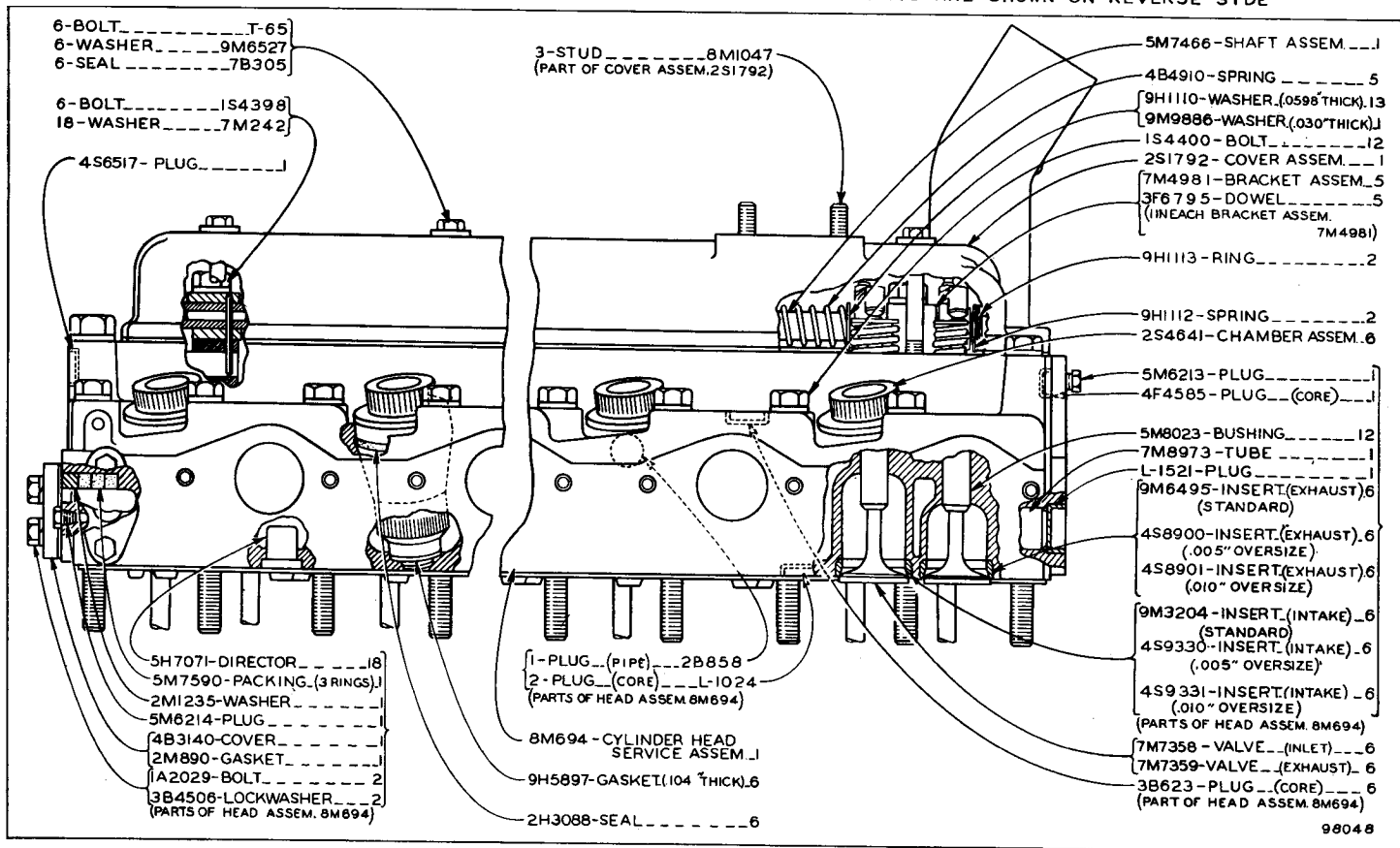


**CYLINDER BLOCK AND COVERS—Side View**  
 4M9001 Cylinder Block Assembly parts are shown on Page 22

PRINTED  
IN U.S.A.

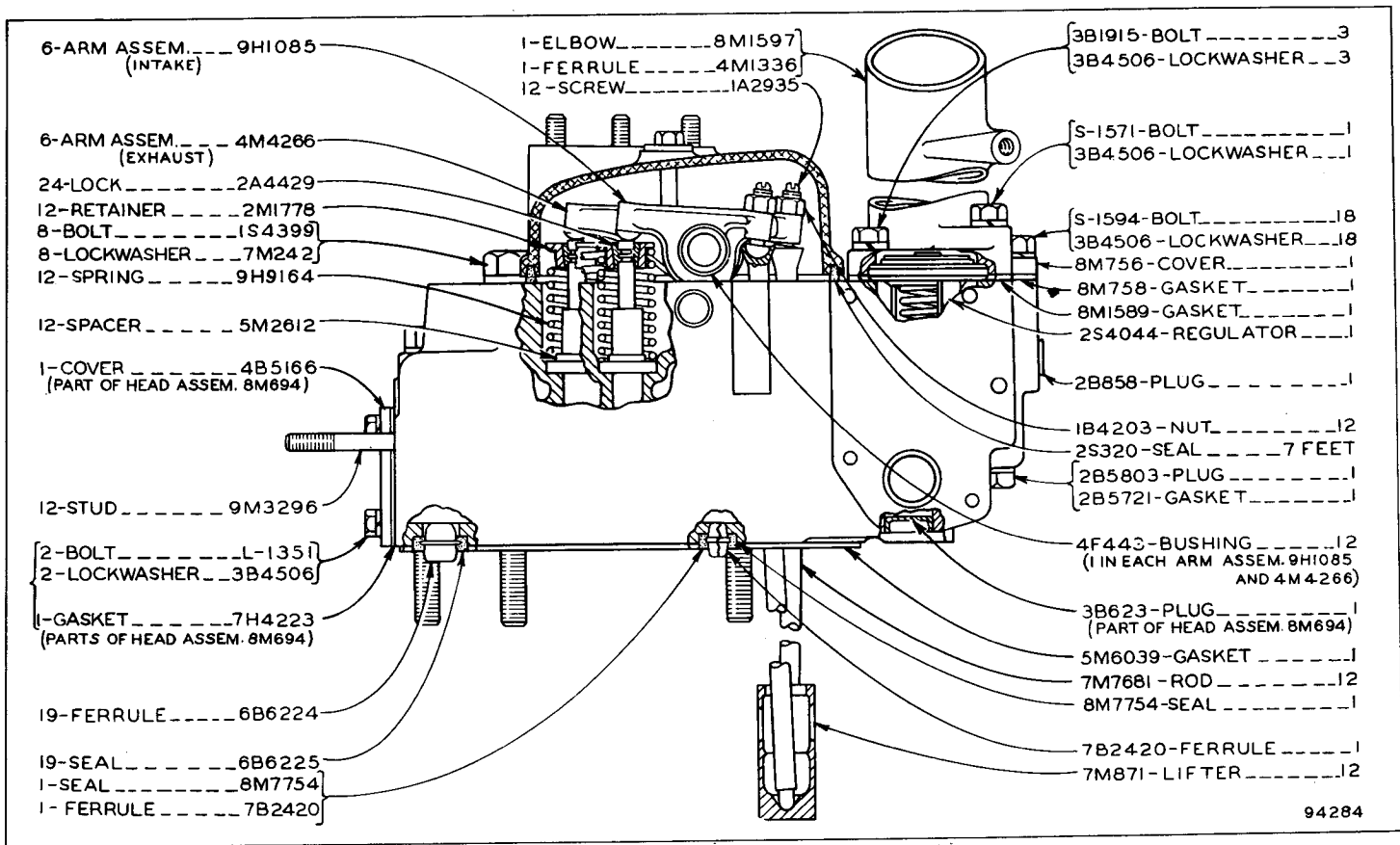
CYLINDER HEAD AND VALVE MECHANISM--SIDE VIEW

EFFECTIVE WITH SERIAL No. 37A2153. NOTE: 2S3490 VALVE GRINDING GASKET KIT IS AVAILABLE  
REFER ALSO TO PAGE 110 FOR SPECIAL PARTS. ADDITIONAL PARTS ARE SHOWN ON REVERSE SIDE



TRACTOR  
UE033764  
RT BETWEEN PAGES 19 & 20

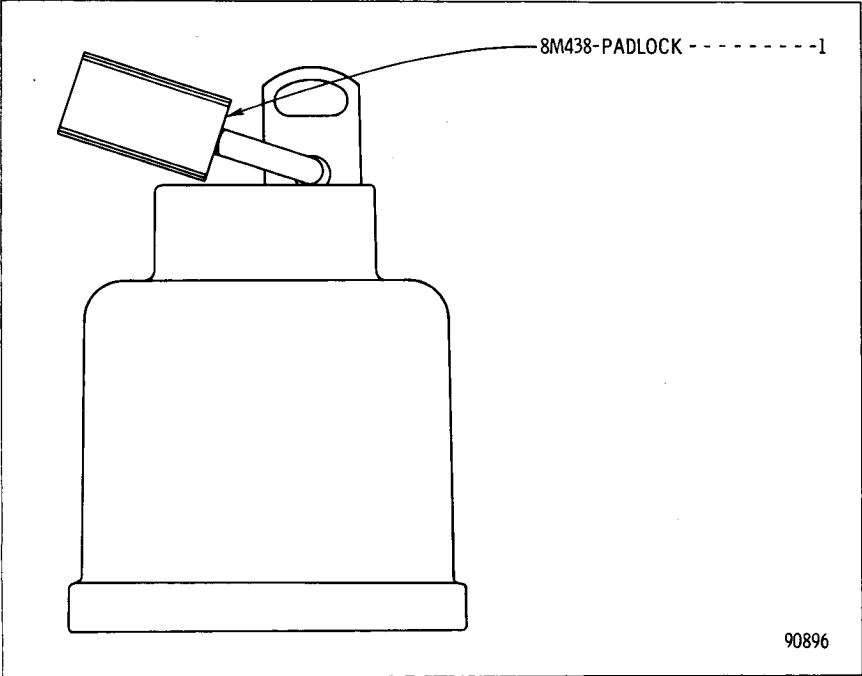
FORM UE0050-9



CYLINDER HEAD AND VALVE MECHANISM--END VIEW  
EFFECTIVE WITH SERIAL No. 37A2153

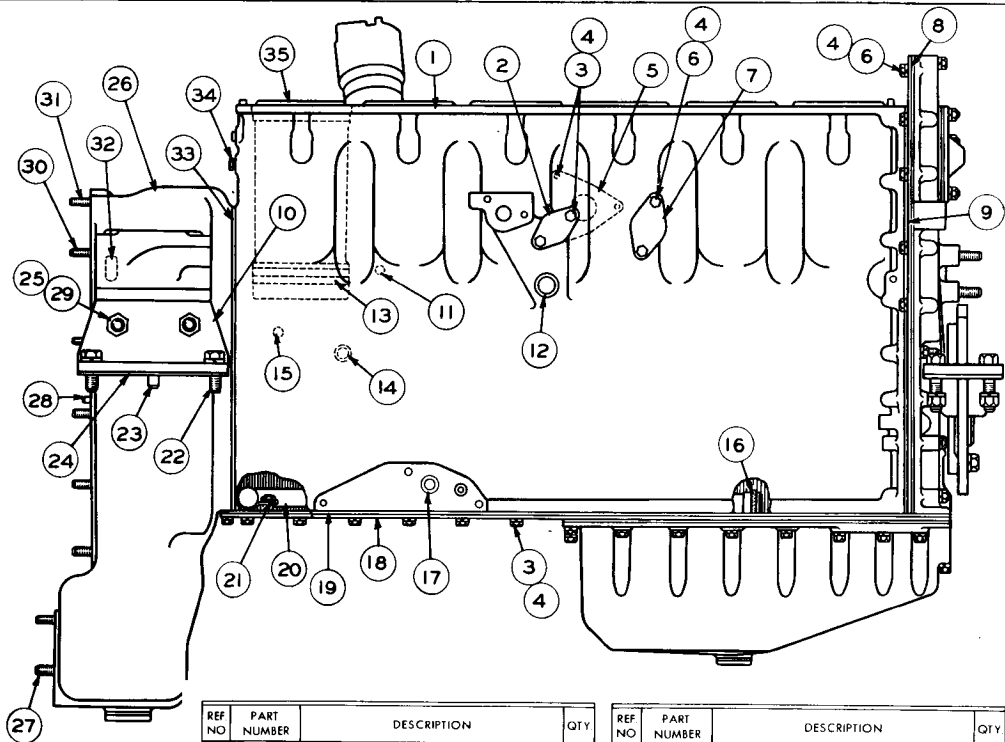


PRINTED IN U.S.A. D6 TRACTOR - 60 INCH GAUGE -  
FORM 33764 - INSERT BETWEEN PAGES 20 & 21



2S3025 PROTECTION COVER GROUP—Oil Filler Cap

90896



REF NO	PART NUMBER	DESCRIPTION	QTY
6	S-1594	BOLT-----	10
7	1M130	COVER-----	1
	4M6480	GASKET-----	1
8	1M5912	PLATE-----	1
9	9H3864	GASKET-----	1
10	2M2309	BRACKET-----	1
11	S-1620	BOLT-----	1
	4F9325	GASKET-----	1
12	4B5387	PLUG-----	1
13	7B2124	SEAL-----	12
14	8H9650	FERRULE-----	1
15	3378-A	STUD-----	2
16	9H6067	SEAL-----	1
17	4B3938	PLUG-----	1
18	8M5374	PLATE ASSEM.-----	1
19	4M2969	GASKET-----	1
20	1S9922	TUBE ASSEM.-----	1
21	4F4879	BOLT-----	1
	L-364	LOCK-----	1
22	S-1589	BOLT-----	4
	3B4510	LOCKWASHER-----	4
23	2B8162	DOWEL-----	2
	2M2305	SHIM----- (.0320" Thick)	2
24	2M2306	SHIM----- (.0650" Thick)	2
	2M2307	SHIM----- (.0140" Thick)	2
25	1B4207	NUT-----	4
	3B4512	LOCKWASHER-----	4
26	4M6854	HOUSING ASSEM.-----	1
27	4H9305	STUD-----	6
	2A3798	DOWEL-----	2
28	4B3251	STUD-----	4
29	4H9303	STUD-----	4
30	4H9304	STUD-----	4
31	1H8480	TUBE-----	1
(Parts of Housing Assem, 4M6854)			
33	9H5921	GASKET-----	1
34	5M6214	PLUG-----	1
35	3S1850	LINER-----	6

REF NO	PART NUMBER	DESCRIPTION	QTY
1	7M4403	BLOCK ASSEM.----- (See Separate Illustration)	1
2	5M1903	COVER-----	1
	4M2250	GASKET-----	1

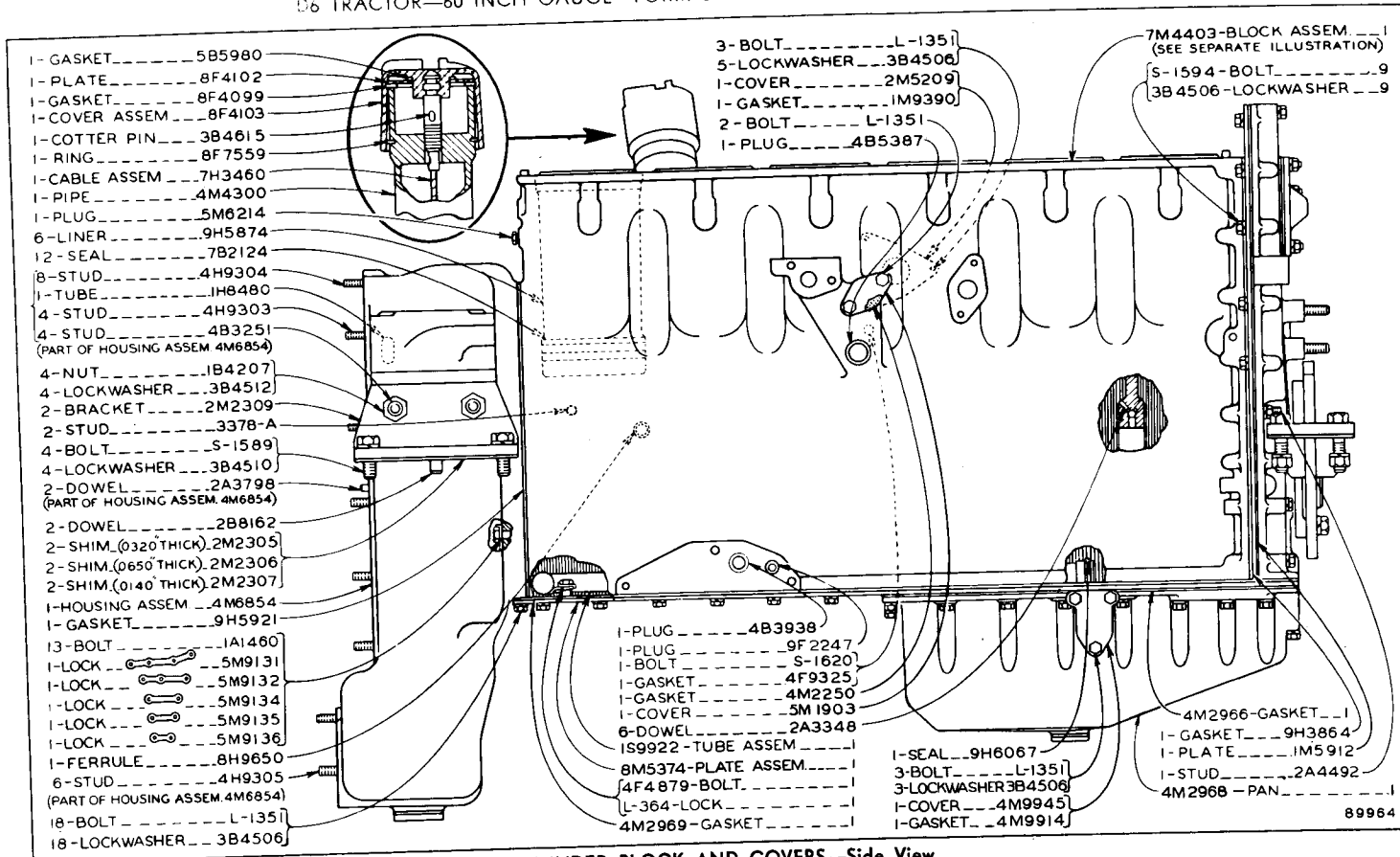
REF NO	PART NUMBER	DESCRIPTION	QTY
3	L-1351	BOLT-----	23
4	3B4506	LOCKWASHER-----	34
5	2M5209	COVER-----	1
	1M9390	GASKET-----	1

**CYLINDER BLOCK AND COVERS—Side View—Part Three**

Effective with Serial No. 37A1748. 7M4403 Cylinder Block Assembly parts are shown between Pages 22 and 23

Note: 4M8166 Piston and Liner Group, 4M6018 Cylinder Liner and Piston Replacement Gasket Kit and 4M6016 Valve Grinding Gasket Kit are available. Piston and Liner replacement require the use of 4M6018 and 4M6016 Gasket Kits

ADDITIONAL PARTS ARE SHOWN ON INSERTS NO. 1 AND 1A

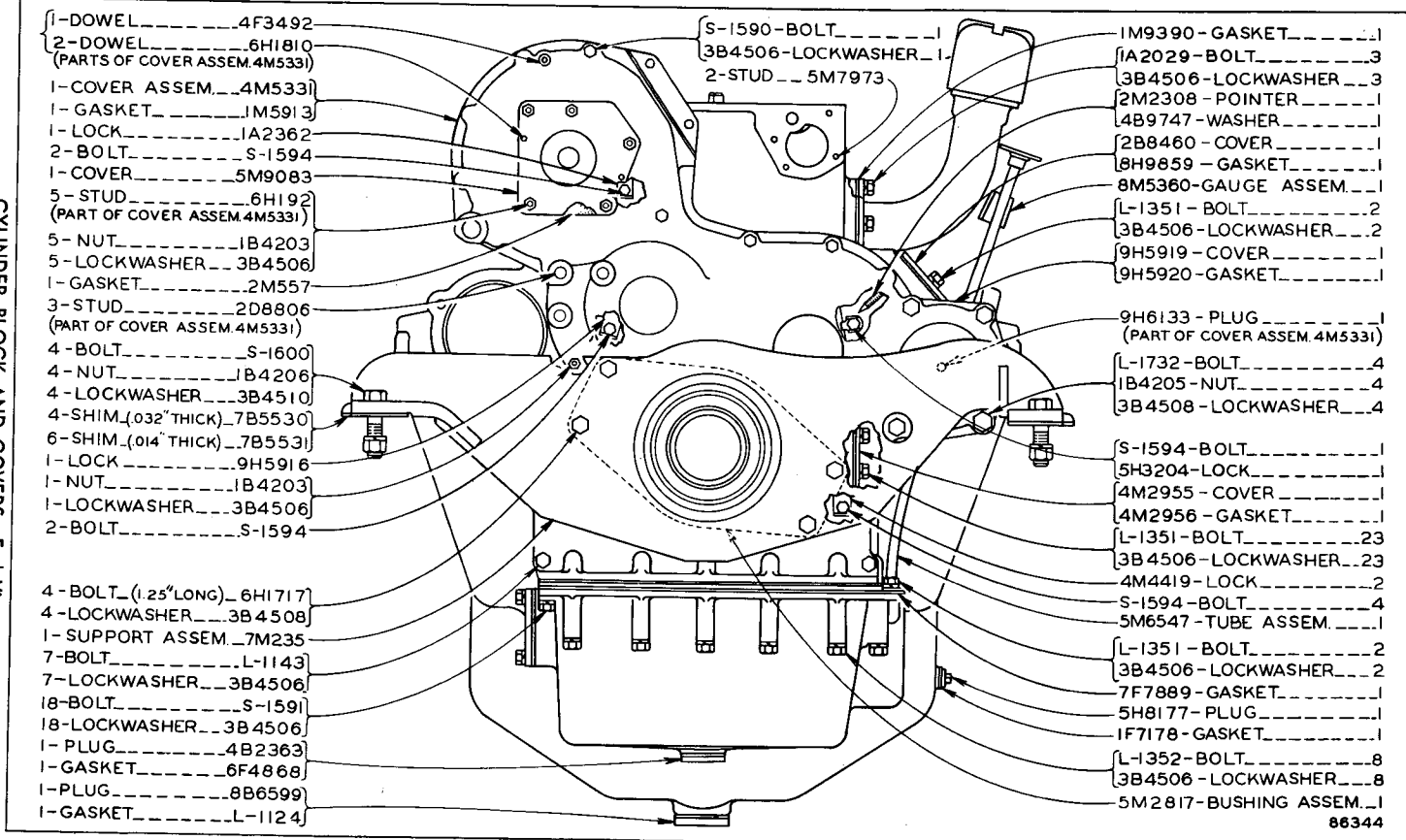


**CYLINDER BLOCK AND COVERS—Side View**

Effective with Serial No. 37A1556. 7M4403 Block Assembly parts are shown on inserts between Pages 22 & 23

Note: 4M8166 Piston and Liner Group, 4M6018 Cylinder Liner and Piston Replacement Gasket Kit and 4M6016 Valve Grinding Gasket Kit are available. Piston and Liner replacement require the use of 4M6018 and 4M6016 Gasket Kits. Additional parts are shown on reverse side of this insert

**CYLINDER BLOCK AND COVERS—End View**  
 Effective with Serial No. 37A1556



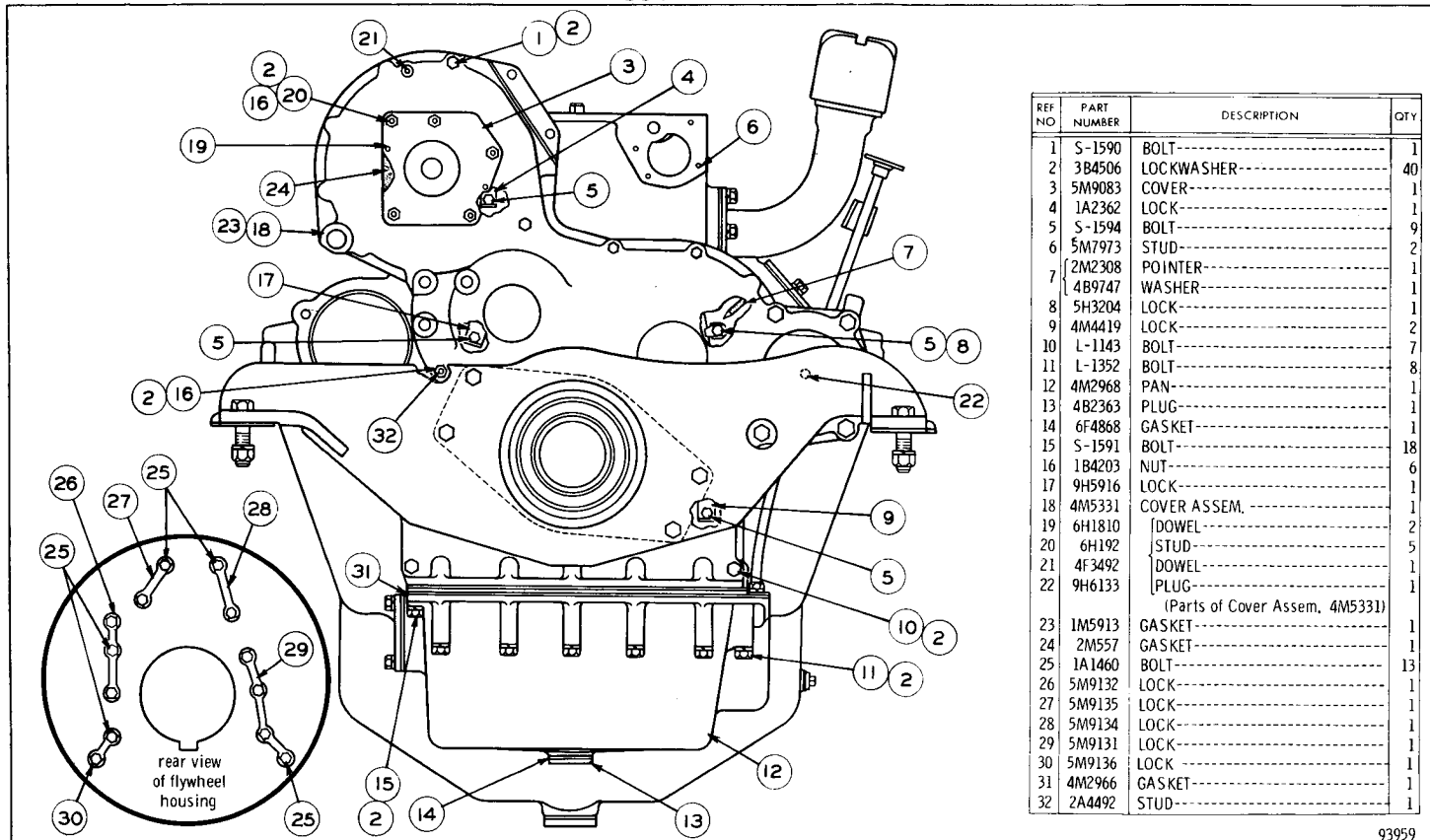
# PLEASE INSERT THESE PAGES IN YOUR MASTER PARTS BOOKS

D6 TRACTOR - FORM 33764 - BETWEEN PAGES 20 & 21

PRINTED IN U.S.A.

1 of 9-65b

PARTS BOOK INSERT

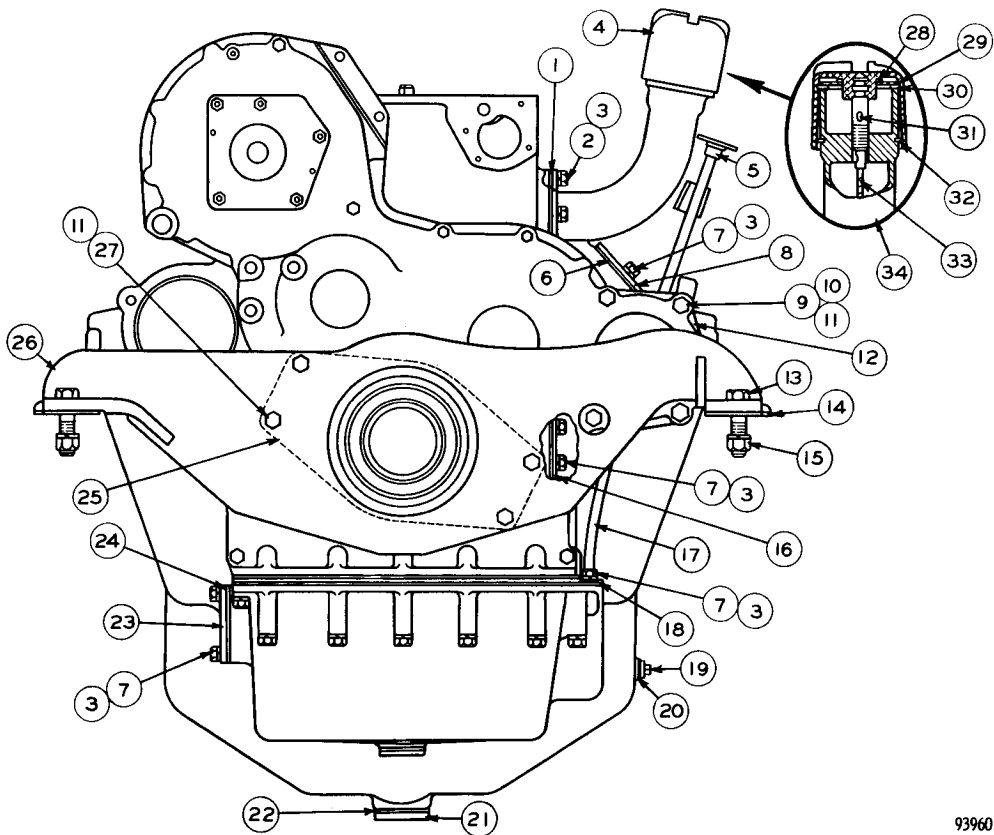


REF NO	PART NUMBER	DESCRIPTION	QTY
1	S-1590	BOLT	1
2	3B4506	LOCKWASHER	40
3	5M9083	COVER	1
4	1A2362	LOCK	1
5	S-1594	BOLT	9
6	5M7973	STUD	2
7	2M2308	POINTER	1
8	4B9747	WASHER	1
9	5H3204	LOCK	1
10	4M4419	LOCK	2
11	L-1143	BOLT	7
12	L-1352	BOLT	8
13	4M2968	PAN	1
14	4B2363	PLUG	1
15	6F4868	GASKET	1
16	S-1591	BOLT	18
17	1B4203	NUT	6
18	9H5916	LOCK	1
19	4M5331	COVER ASSEM.	1
20	6H1810	DOWEL	2
21	6H192	STUD	5
22	4F3492	DOWEL	1
23	9H6133	PLUG	1
(Parts of Cover Assem, 4M5331)			
24	1M5913	GASKET	1
25	2M557	GASKET	1
26	1A1460	BOLT	13
27	5M9132	LOCK	1
28	5M9135	LOCK	1
29	5M9134	LOCK	1
30	5M9131	LOCK	1
31	5M9136	LOCK	1
32	4M2966	GASKET	1
	2A4492	STUD	1

93959

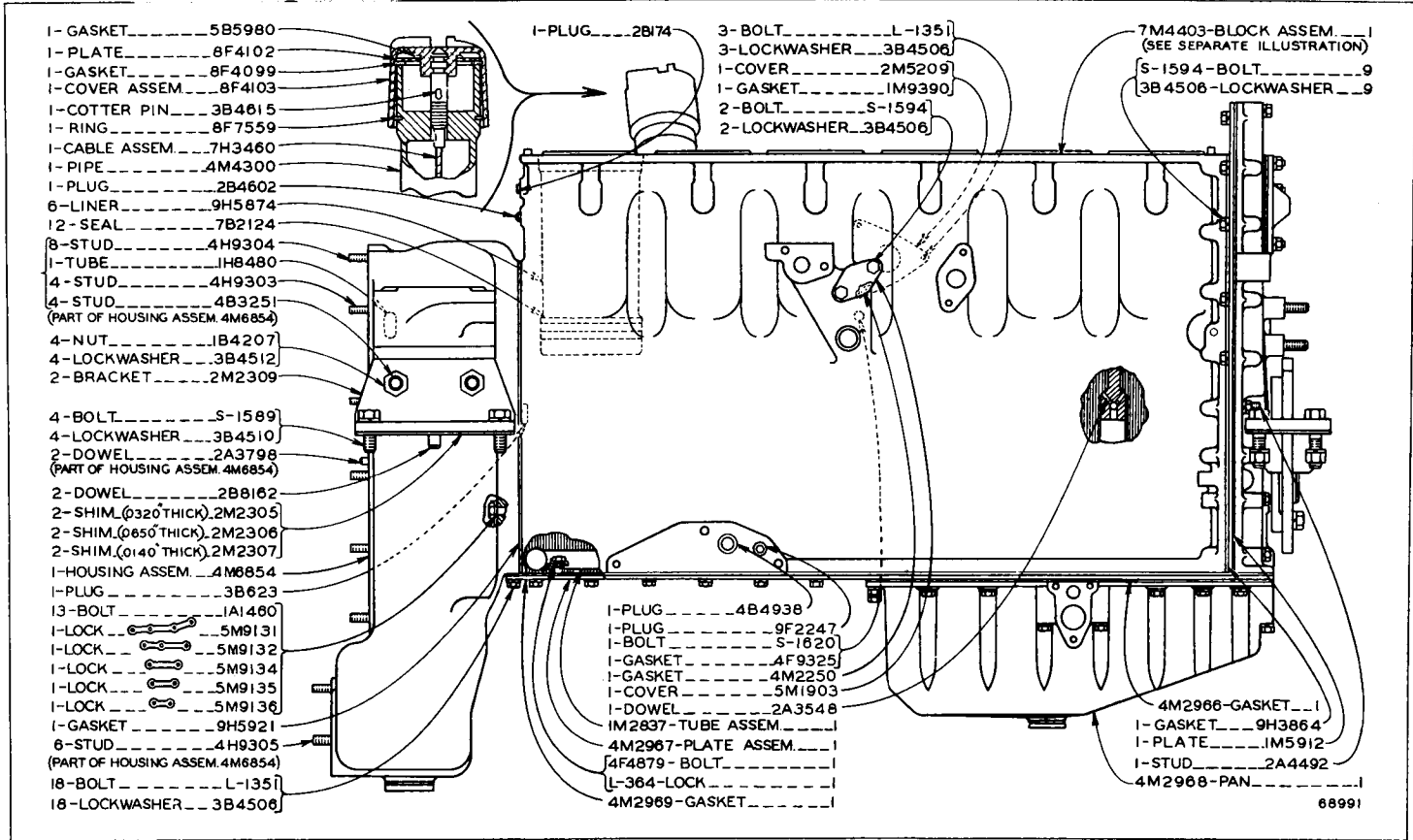
**CYLINDER BLOCK AND COVERS—End View—Part One**  
 Effective with Serial No. 37A1748  
 ADDITIONAL PARTS ARE SHOWN ON INSERTS NO. 1A AND 2

REF NO	PART NUMBER	DESCRIPTION	QTY
1	1M9390	GASKET-----	1
2	1A2029	BOLT-----	3
3	3B4506	LOCKWASHER-----	33
4	8F4103	COVER ASSEM.	1
5	8M5360	GAUGE ASSEM.	1
6	8H9859	GASKET-----	1
7	L-1351	BOLT-----	30
8	2B8460	COVER-----	1
9	L-1732	BOLT-----	4
10	1B4205	NUT-----	4
11	3B4508	LOCKWASHER-----	8
12	9H5919	COVER-----	1
13	9H5920	GASKET-----	1
14	S-1600	BOLT-----	4
15	7B5530	SHIM----- (.032" Thick)	4
16	7B5531	SHIM----- (.014" Thick)	6
17	1B4206	NUT-----	4
18	3B4510	LOCKWASHER-----	4
19	4M2955	COVER-----	1
20	4M2956	GASKET-----	1
21	5M6547	TUBE ASSEM.	1
22	7F7889	GASKET-----	1
23	5H8177	PLUG-----	1
24	20 1F7178	GASKET-----	1
25	8B6599	PLUG-----	1
26	L-1124	GASKET-----	1
27	4M9945	COVER-----	1
28	4M9914	GASKET-----	1
29	5M2817	BUSHING ASSEM.	1
30	7M235	SUPPORT ASSEM.	1
31	6H1717	BOLT-----	4
32	5B5980	GASKET-----	1
33	8F4102	PLATE-----	1
34	8F4099	GASKET-----	1
	3B4615	COTTER PIN-----	1
	8F7559	RING-----	1
	7H3460	CABLE ASSEM.	1
	4M4300	PIPE-----	1



## CYLINDER BLOCK AND COVERS—End View—Part Two

Effective with Serial No. 37A1748  
 ADDITIONAL PARTS ARE SHOWN ON INSERTS NO. 1 AND 2

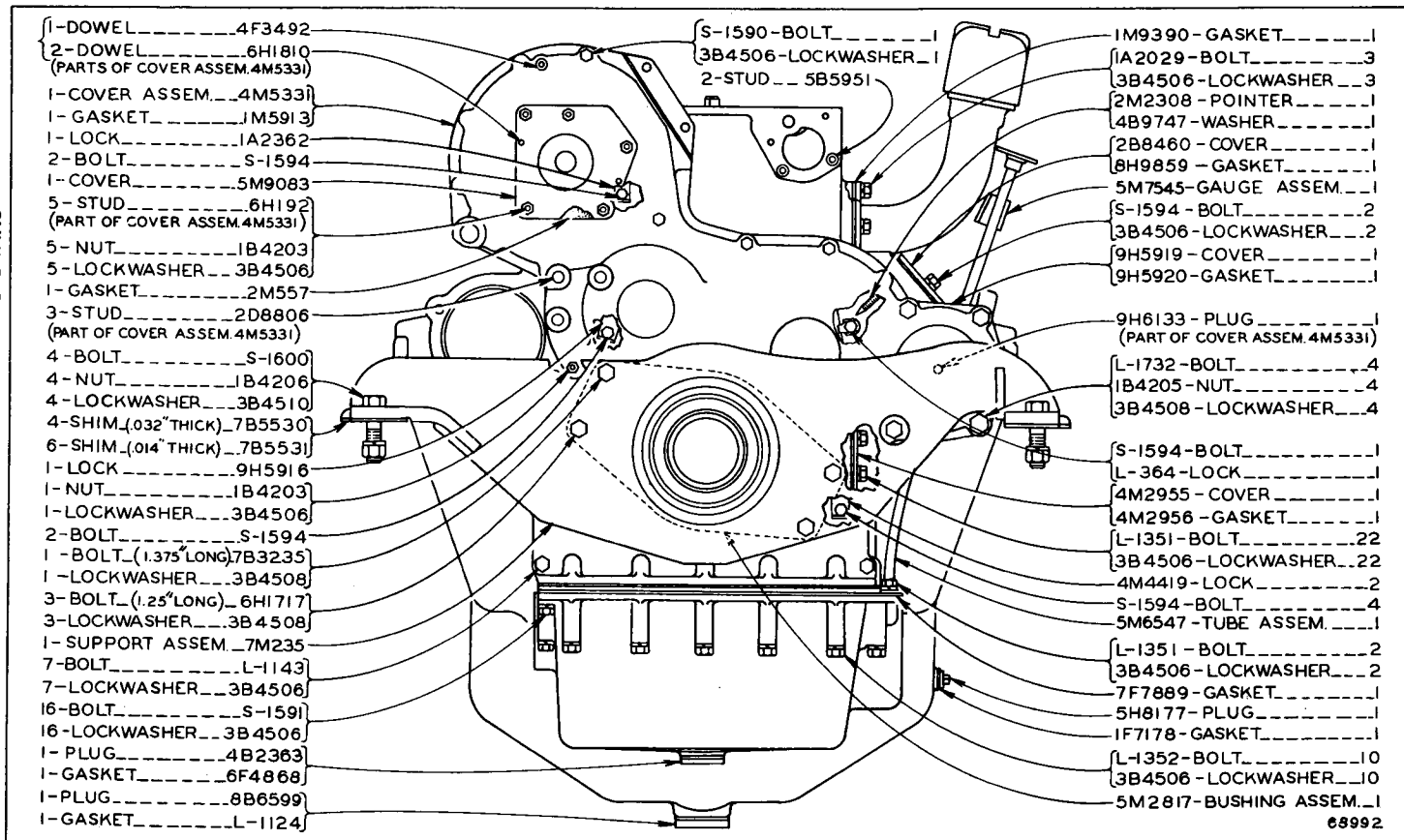


**CYLINDER BLOCK AND COVERS—Side View**

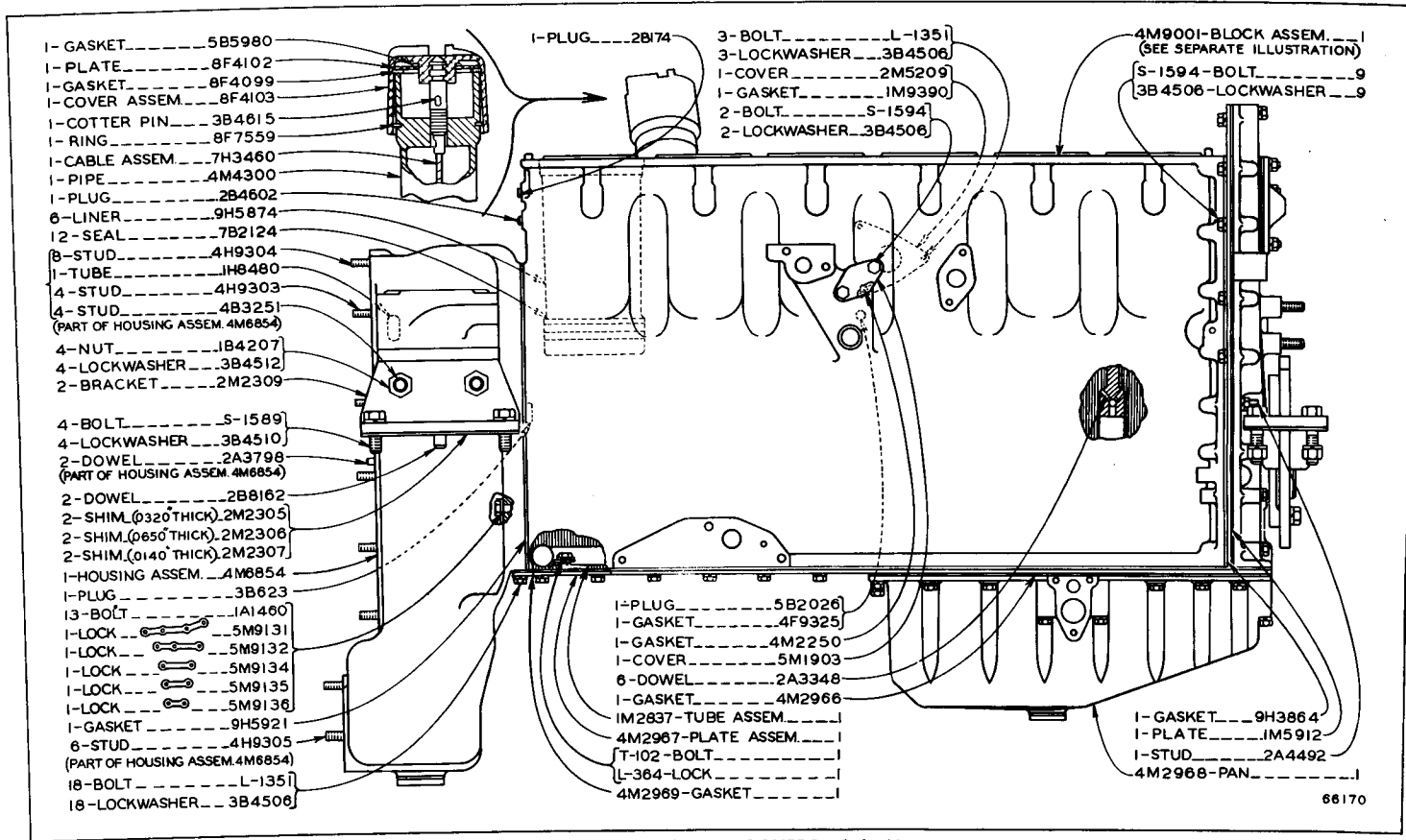
Serial No. 37A751, 37A759, 37A760 and 37A763—Up. 7M4403 Cylinder Block Assembly parts are shown on insert between Pages 22 & 23

Note: 4M8166 Piston and Liner Group, 4M6018 Cylinder Liner and Piston Replacement Gasket Kit and 4M6016 Valve Grinding Gasket Kits are available. Piston and Liner replacement require the use of 4M6018 and 4M6016 Gasket Kits. Additional parts are shown on reverse side of this insert

CYLINDER BLOCK AND COVERS—End View  
 Serial No. 37A751, 37A759, 37A760 and 37A763—Up







- 1-GASKET.....5B5980
- 1-PLATE.....8F4102
- 1-GASKET.....8F4099
- 1-COVER ASSEM.....8F4103
- 1-COTTER PIN.....3B4615
- 1-RING.....8F7559
- 1-CABLE ASSEM.....7H3460
- 1-PIPE.....4M4300
- 1-PLUG.....2B4602
- 6-LINER.....9H5874
- 12-SEAL.....7B2124
- 8-STUD.....4H9304
- 1-TUBE.....1H8480
- 4-STUD.....4H9303
- 4-STUD.....4B3251  
(PART OF HOUSING ASSEM 4M6854)
- 4-NUT.....1B4207
- 4-LOCKWASHER.....3B4512
- 2-BRACKET.....2M2309
  
- 4-BOLT.....S-1589
- 4-LOCKWASHER.....3B4510
- 2-DOWEL.....2A3798  
(PART OF HOUSING ASSEM 4M6854)
- 2-DOWEL.....2B8162
- 2-SHIM (0.320" THICK).....2M2305
- 2-SHIM (0.650" THICK).....2M2308
- 2-SHIM (0.140" THICK).....2M2307
- 1-HOUSING ASSEM.....4M6854
- 1-PLUG.....3B623
- 13-BOLT.....1A1460
- 1-LOCK.....5M9131
- 1-LOCK.....5M9132
- 1-LOCK.....5M9134
- 1-LOCK.....5M9135
- 1-LOCK.....5M9136
- 1-GASKET.....9H5921
- 6-STUD.....4H9305  
(PART OF HOUSING ASSEM 4M6854)
- 18-BOLT.....L-1351
- 18-LOCKWASHER.....3B4506

- 1-PLUG.....2B174
- 3-BOLT.....L-1351
- 3-LOCKWASHER.....3B4506
- 1-COVER.....2M5209
- 1-GASKET.....1M9390
- 2-BOLT.....S-1594
- 2-LOCKWASHER.....3B4506

- 4M9001-BLOCK ASSEM.....1  
(SEE SEPARATE ILLUSTRATION)
- S-1594-BOLT.....9
- 3B4506-LOCKWASHER.....9

- 1-PLUG.....5B2026
- 1-GASKET.....4F9325
- 1-GASKET.....4M2250
- 1-COVER.....5M1903
- 6-DOWEL.....2A3348
- 1-GASKET.....4M2966
- 1M2837-TUBE ASSEM.....1
- 4M2967-PLATE ASSEM.....1
- T-102-BOLT.....1
- L-364-LOCK.....1
- 4M2969-GASKET.....1

- 1-GASKET.....9H3864
- 1-PLATE.....1M5912
- 1-STUD.....2A4492
- 4M2968-PAN.....1

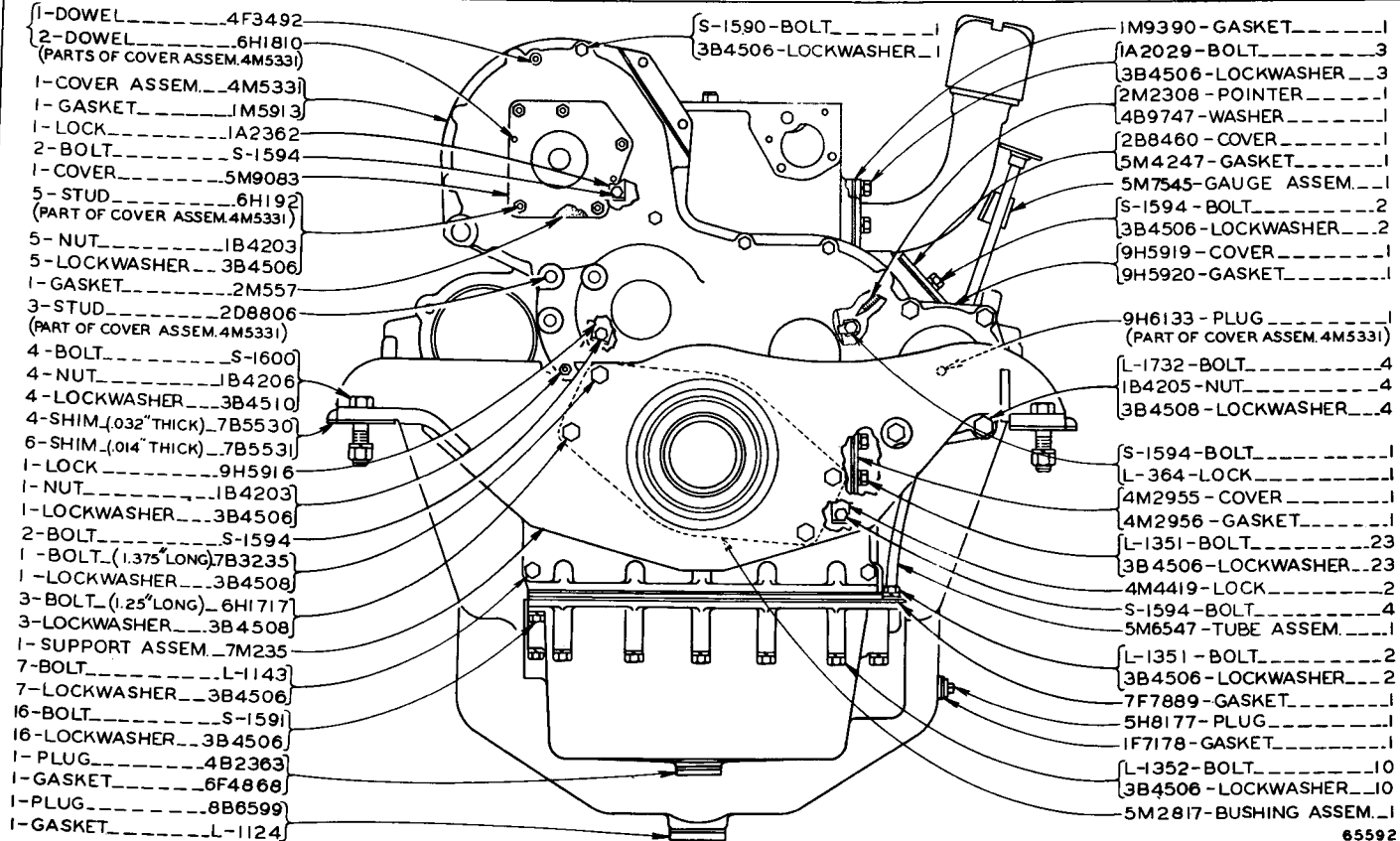
66170

**CYLINDER BLOCK AND COVERS—Side View**

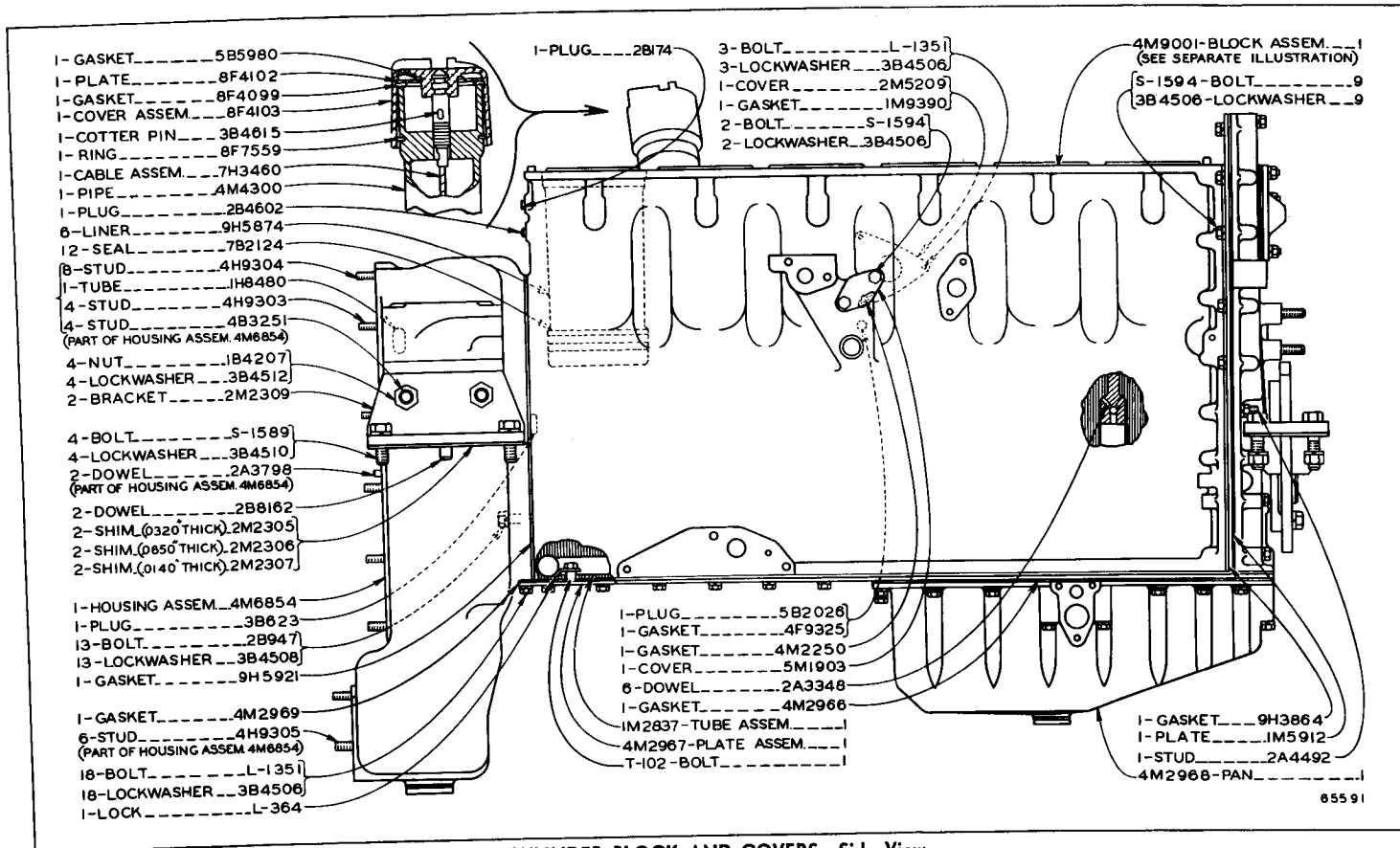
Effective with Serial No. 37A569

4M9001 Cylinder Block Assembly parts are shown on Page 22. Note: 4M8166 Piston and Liner Group, 4M6018 Cylinder Liner and Piston Replacement Gasket Kit and 4M6016 Valve Grinding Gasket Kit are available. Piston and Liner replacement require the use of 4M6018 and 4M6016 Gasket Kits. Additional parts are shown on reverse side of this insert

CYLINDER BLOCK AND COVERS—End View  
Effective with Serial No. 37A569



65592



855 91

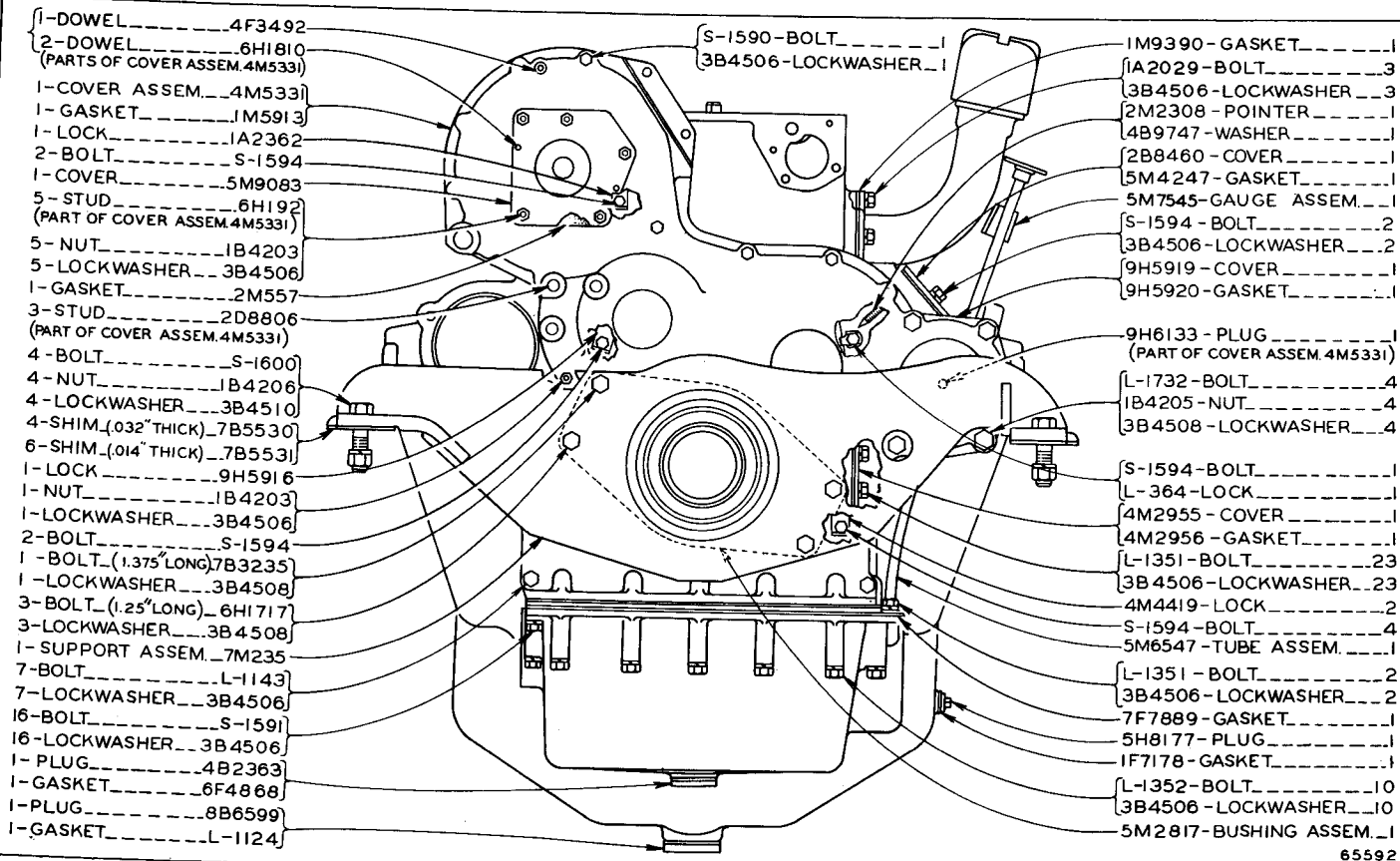
**CYLINDER BLOCK AND COVERS—Side View**

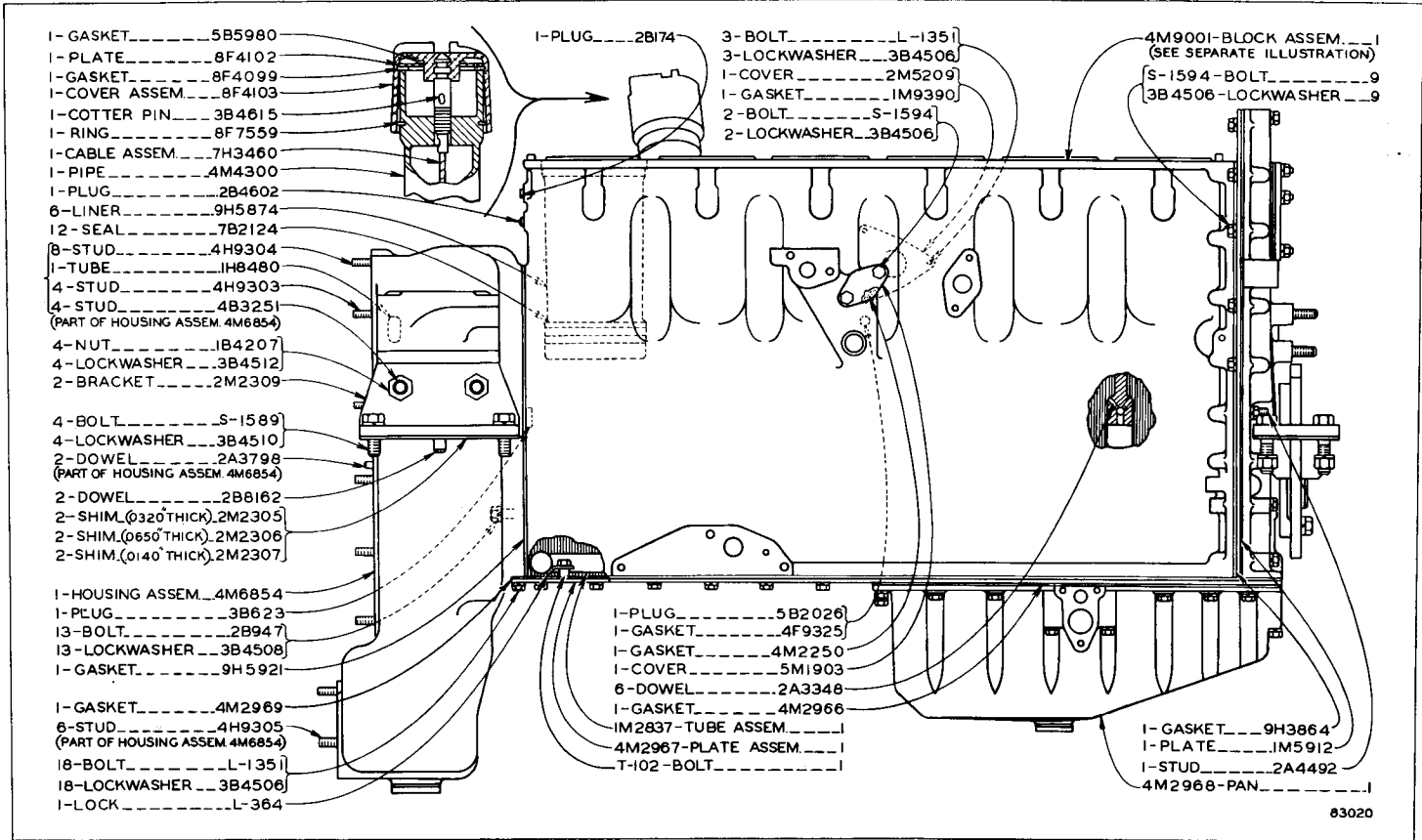
Serial No. 37A480 to 37A482, 37A484, 37A485 and 37A487 to 37A568 inclusive

4M9001 Cylinder Block Assembly parts are shown on Page 22. Note: 4M8166 Piston and Liner Group, 4M6018 Cylinder Liner and Piston Replacement Gasket Kit and 4M6016 Valve Grinding Gasket-Kit are available. Piston and Liner replacement require the use of 4M6018 and 4M6016 Gasket Kits. Additional parts are shown on reverse side of this insert

Serial No. 37A480 to 37A482, 37A484, 37A485 and 37A487 to 37A568 inclusive

CYLINDER BLOCK AND COVERS—End View





83020

**CYLINDER BLOCK AND COVERS—Side View**

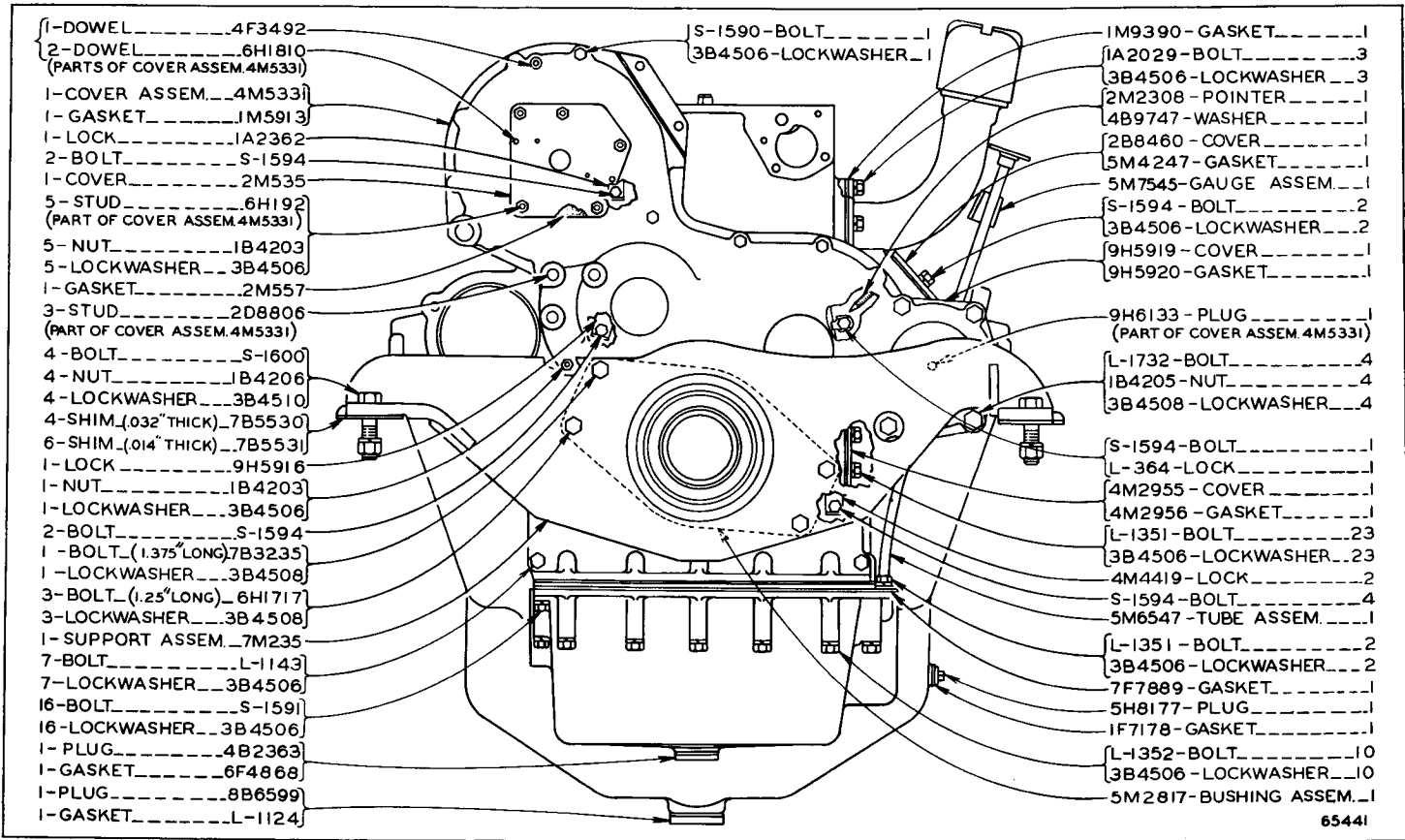
Serial No. 37A423, 37A425, 37A426, 37A428 to 37A431, 37A435 to 37A479, 37A483 and 37A486 inclusive

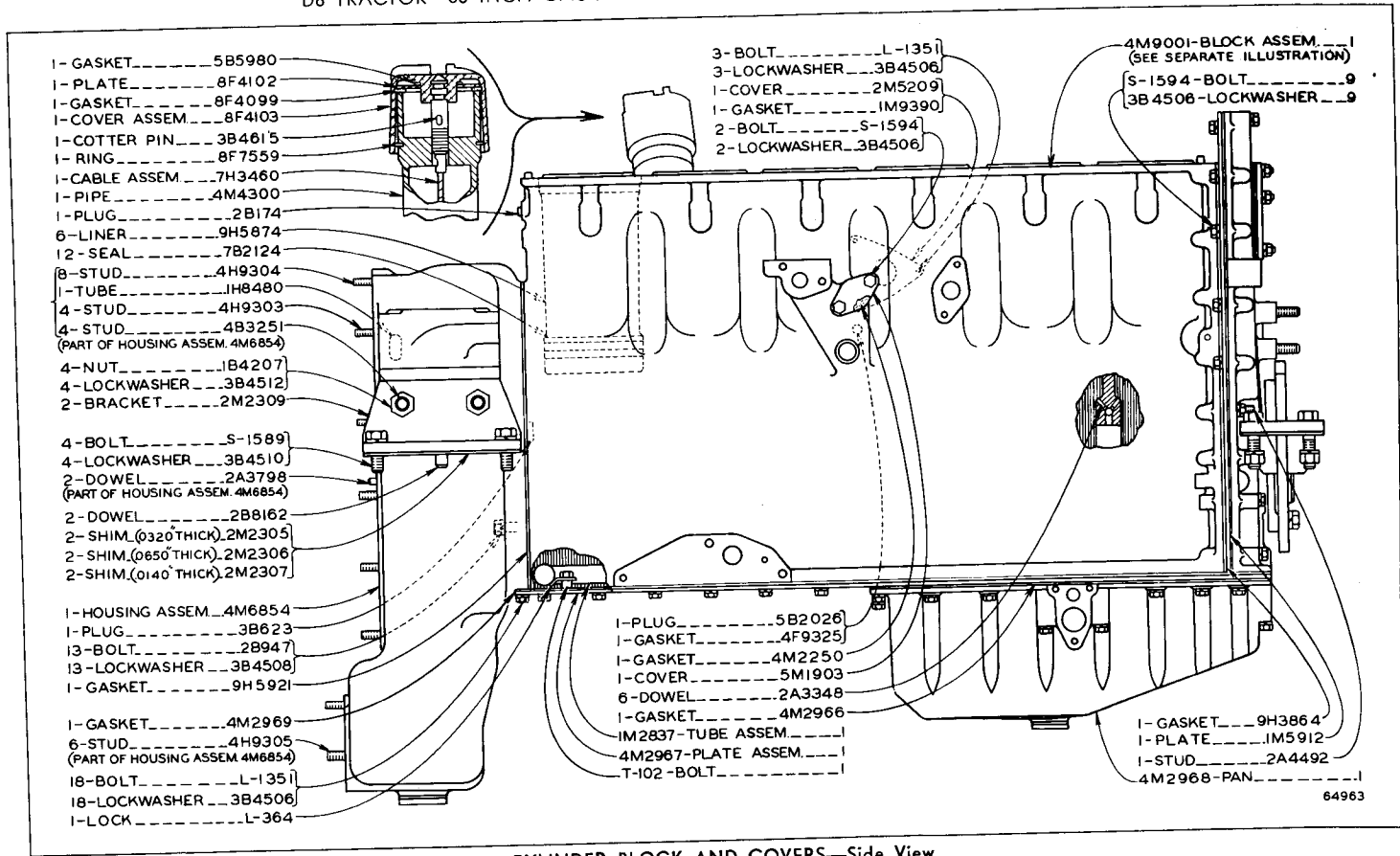
4M9001 Cylinder Block Assembly parts are shown on Page 22. Note: 4M8166 Piston and Liner Group, 4M6018 Cylinder Liner and Piston Replacement Gasket Kit and 4M6016 Valve Grinding Gasket Kit are available. Piston and Liner replacement require the use of 4M6018 and 4M6016 Gasket Kits

Additional parts are shown on reverse side of this insert

Serial No. 37A423, 37A425, 37A426, 37A428 to 37A431, 37A435 to 37A479,  
 37A483 and 37A486 inclusive

**CYLINDER BLOCK AND COVERS—End View**



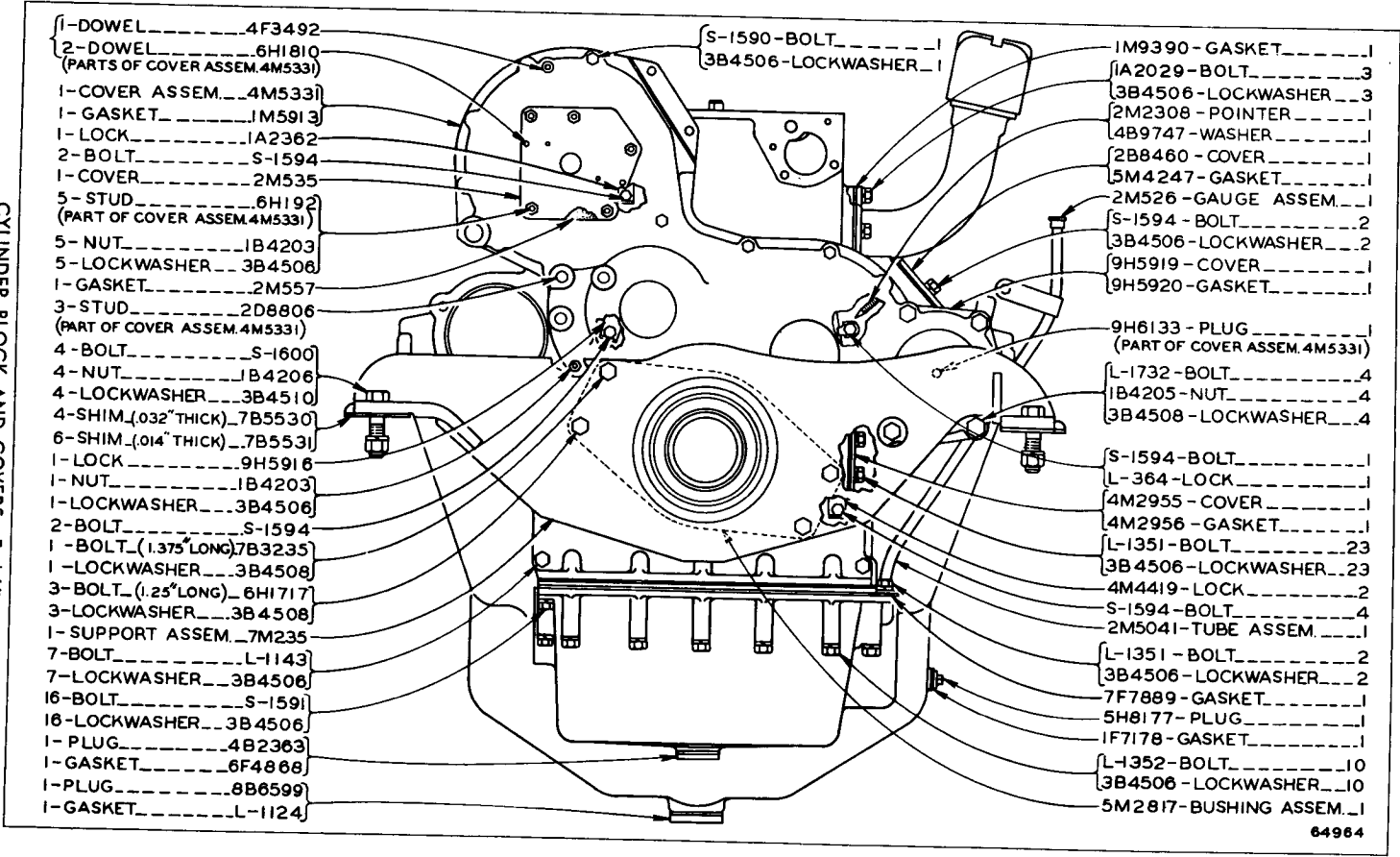


CYLINDER BLOCK AND COVERS—Side View

Effective with Serial No. 37A343

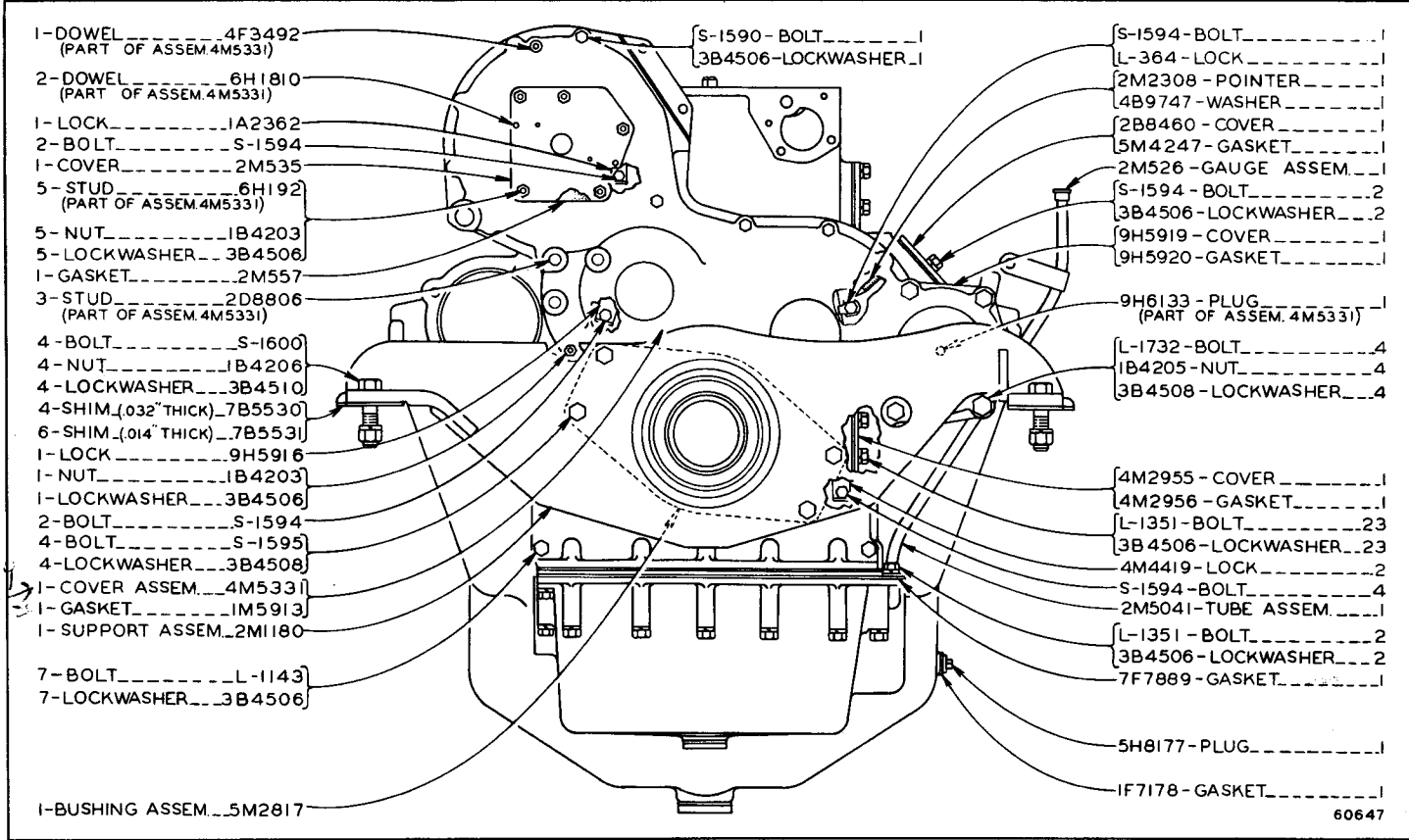
4M9001 Cylinder Block Assembly parts are shown on Page 22. Note: 4M8166 Piston and Liner Group, 4M6018 Cylinder Liner and Piston Replacement Gasket Kit and 4M6016 Valve Grinding Gasket Kit are available. Piston and Liner replacement require the use of 4M6018 and 4M6016 Gasket Kits. Additional parts are shown on reverse side of this insert

CYLINDER BLOCK AND COVERS—End View  
Effective with Serial No. 37A343





ONLY "CATERPILLAR" PARTS GIVE "CATERPILLAR" PERFORMANCE



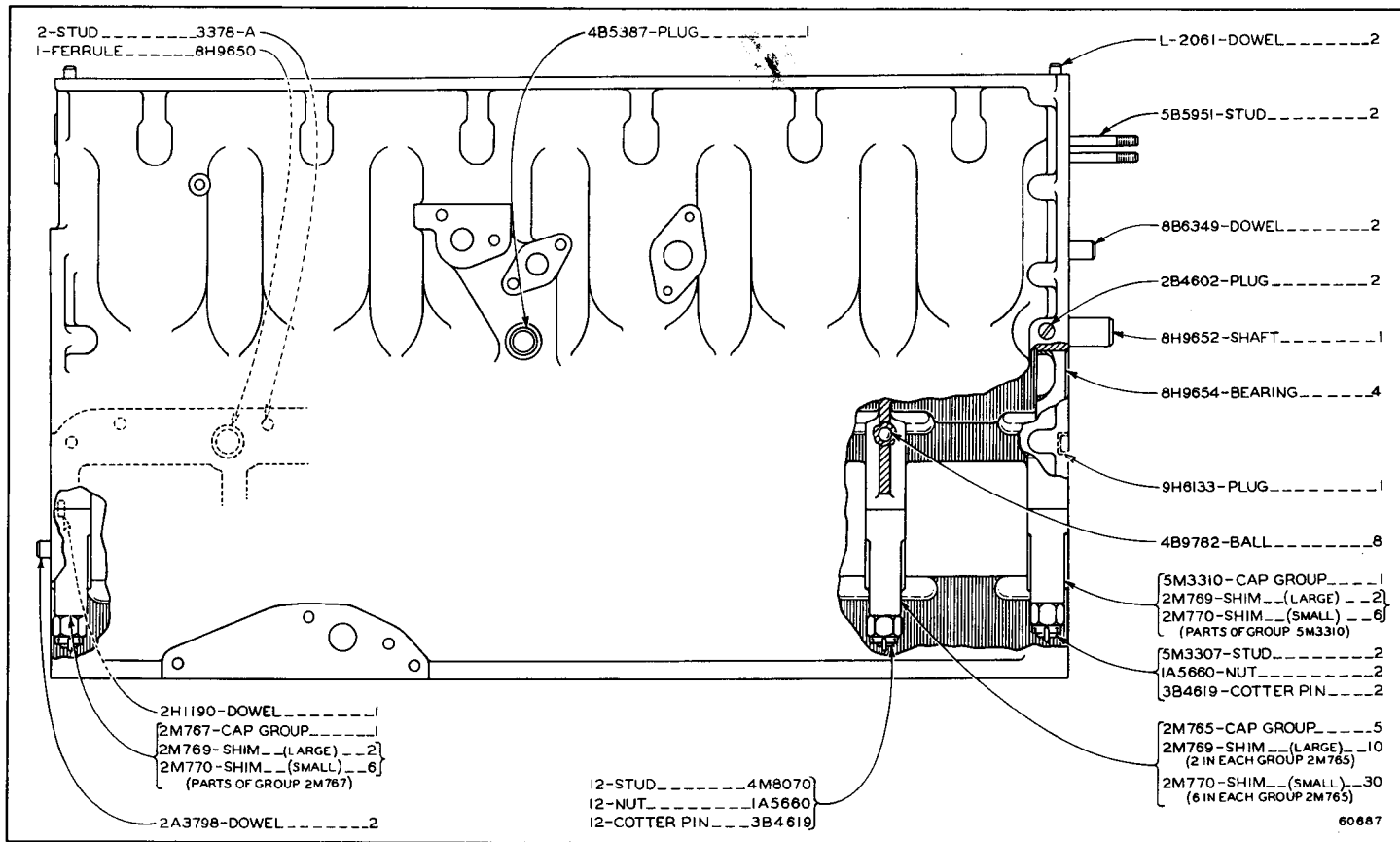
DIESEL ENGINE

21

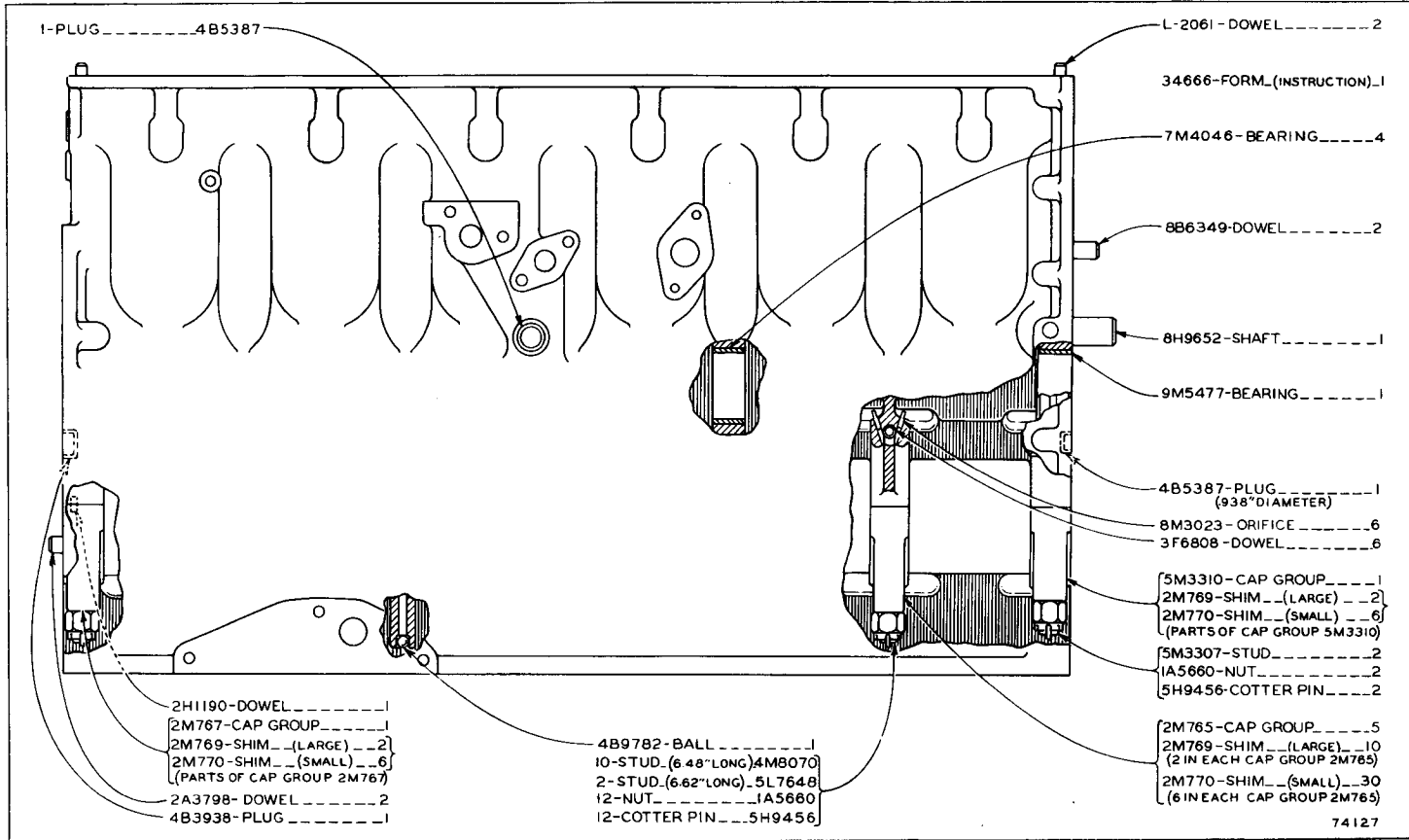
CYLINDER BLOCK AND COVERS—End View

60647

ALWAYS GIVE SERIAL NUMBER WHEN ORDERING PARTS



4M9001 CYLINDER BLOCK ASSEMBLY  
Part of Cylinder Block and Covers shown on Page 20



1-PLUG-----4B5387

L-2061-DOWEL-----2

34666-FORM\_(INSTRUCTION)\_1

7M4046-BEARING-----4

8B6349-DOWEL-----2

8H9652-SHAFT-----1

9M5477-BEARING-----1

4B5387-PLUG-----1  
(.938" DIAMETER)

8M3023-ORIFICE-----.6

3F6808-DOWEL-----.6

5M3310-CAP GROUP-----1

2M769-SHIM\_(LARGE)-----2

2M770-SHIM\_(SMALL)-----6

(PARTS OF CAP GROUP 5M3310)

5M3307-STUD-----2

1A5660-NUT-----2

5H9456-COTTER PIN-----2

2M765-CAP GROUP-----5

2M769-SHIM\_(LARGE)-----10

(2 IN EACH CAP GROUP 2M765)

2M770-SHIM\_(SMALL)-----30

(6 IN EACH CAP GROUP 2M765)

2H1190-DOWEL-----1

2M767-CAP GROUP-----1

2M769-SHIM\_(LARGE)-----2

2M770-SHIM\_(SMALL)-----6

(PARTS OF CAP GROUP 2M767)

2A3798-DOWEL-----2

4B3938-PLUG-----1

4B9782-BALL-----1

10-STUD(.648"LONG)4M8070

2-STUD(.662"LONG)5L7648

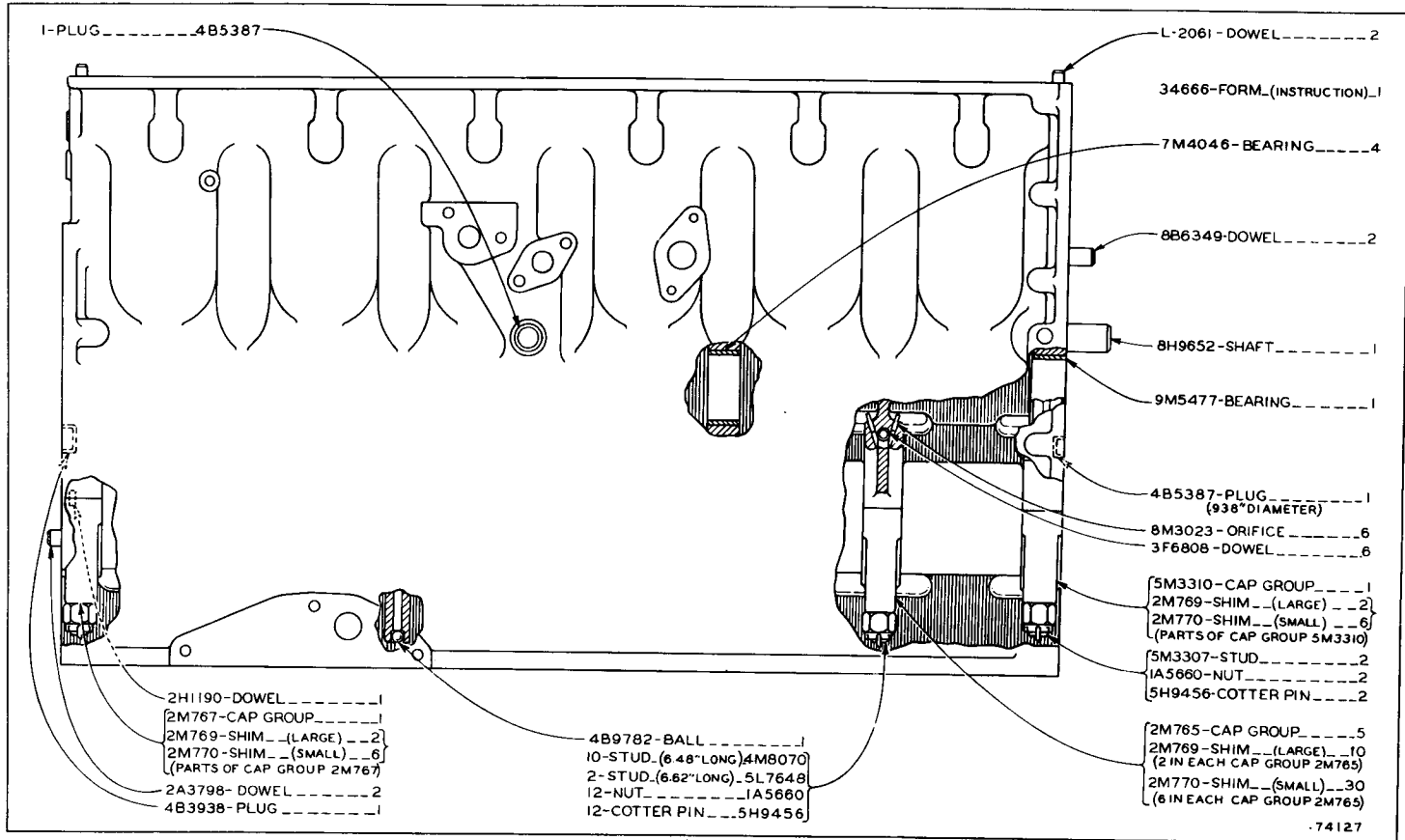
12-NUT-----1A5660

12-COTTER PIN-----5H9456

74127

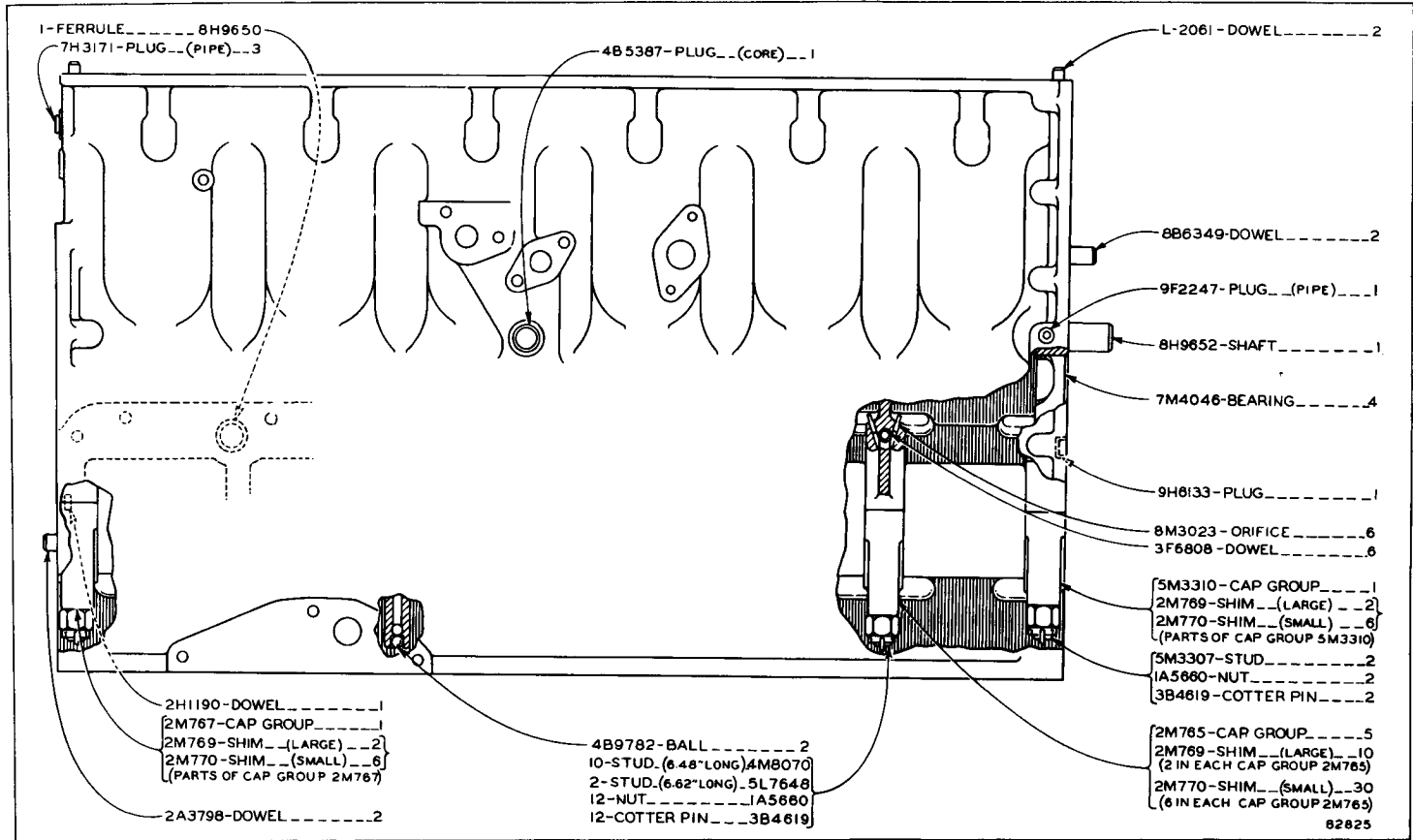
**7M4403 CYLINDER BLOCK ASSEMBLY—Second Type**

Part of Cylinder Block and Covers shown on insert between Pages 20 and 21



**7M4403 CYLINDER BLOCK ASSEMBLY—Second Type**

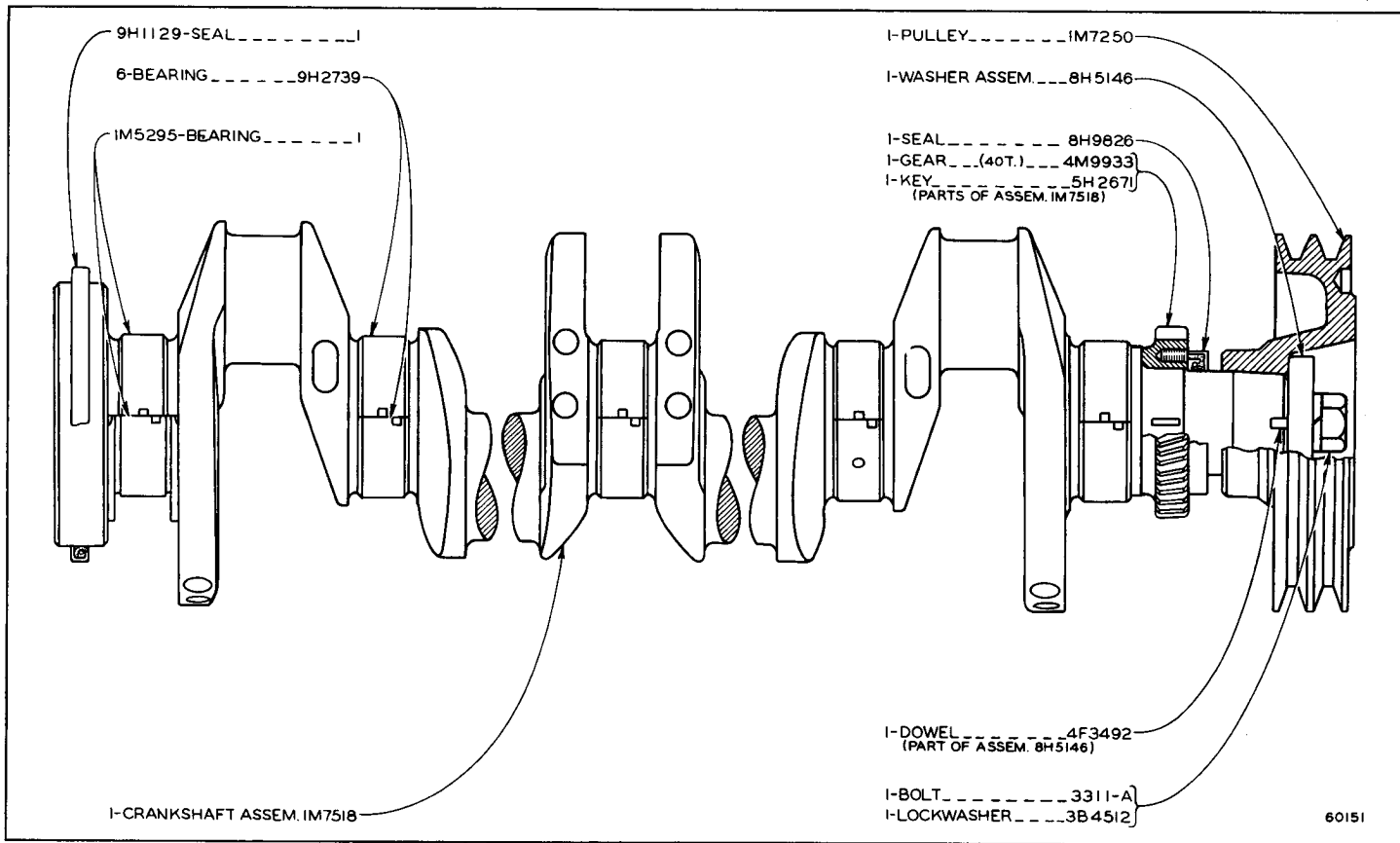
Part of Cylinder Block and Covers shown on insert between Pages 20 and 21



7M4403 CYLINDER BLOCK ASSEMBLY

Part of Cylinder Block and Covers shown on insert between Pages 20 and 21

ONLY "CATERPILLAR" PARTS GIVE "CATERPILLAR" PERFORMANCE



CRANKSHAFT

**5M7470 For use with Standard Crankshaft**

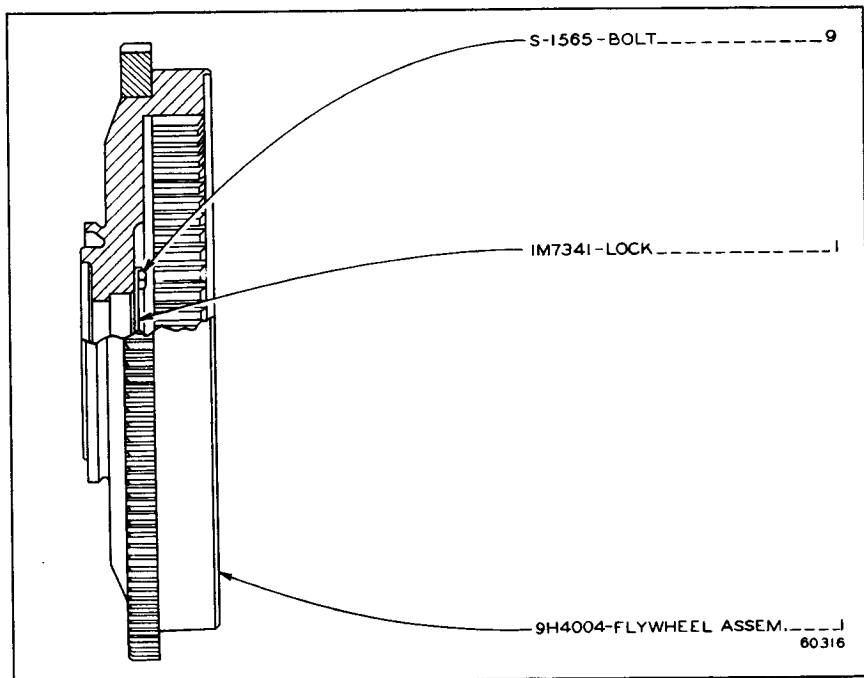
Consists of:

Complete set of Bearing Assemblies as shown with  
Standard Crankshaft

**5M7468 For use with .030 Undersize Crankshaft**

Consists of:

- 6 2M8161 Bearing—Intermediate
- 1 4M277 Bearing—Rear

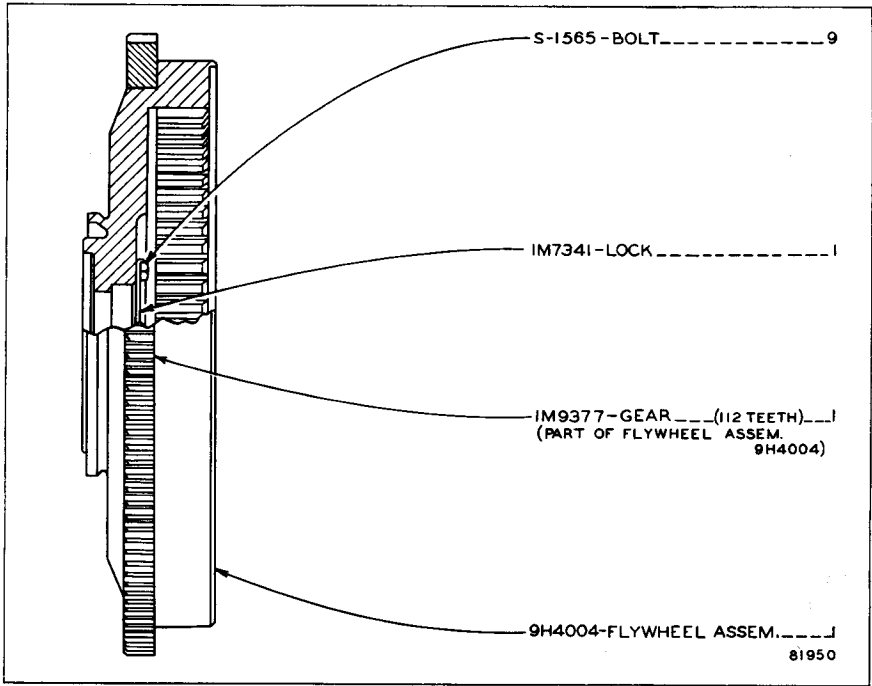
**CRANKSHAFT BEARING REPLACEMENT GROUPS****9H4081 FLYWHEEL GROUP**

Refer also to Page 115 for special parts

ALWAYS GIVE SERIAL NUMBER WHEN ORDERING PARTS

D6 TRACTOR—60 INCH GAUGE—FORM 33764—  
INSERT BETWEEN PAGES 24 & 25

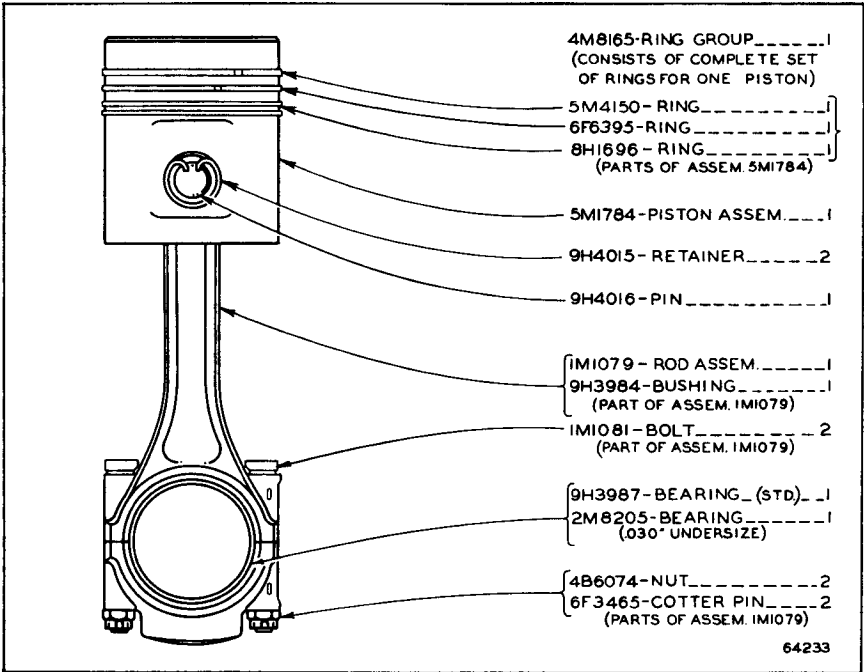
PRINTED IN U.S.A.



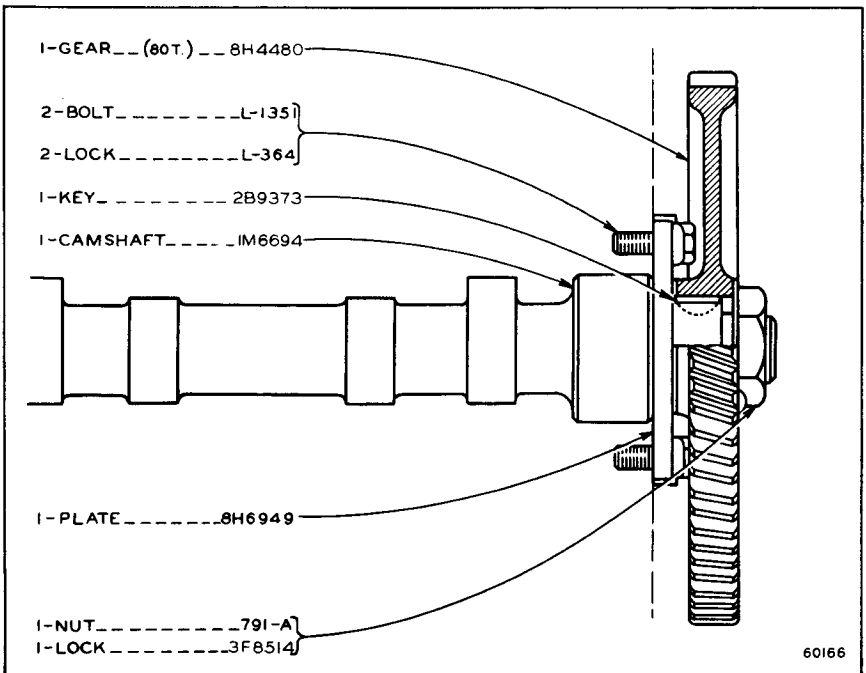
**9H4081 FLYWHEEL GROUP**

Serial No. 37A787 to 37A843, 37A863 and 37A873—Up  
Refer also to Page 115 for special parts



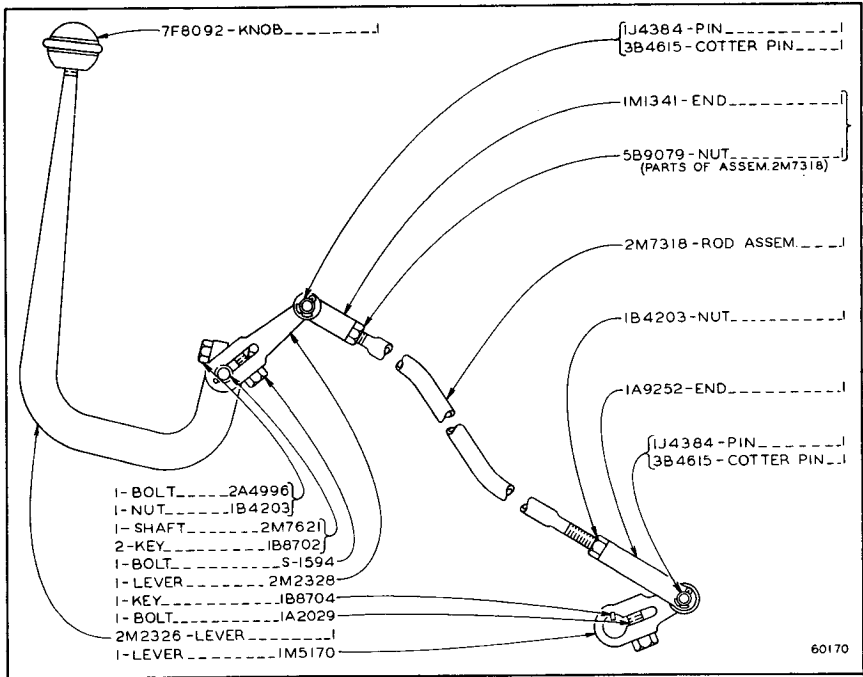


CONNECTING ROD AND PISTON—6 Required

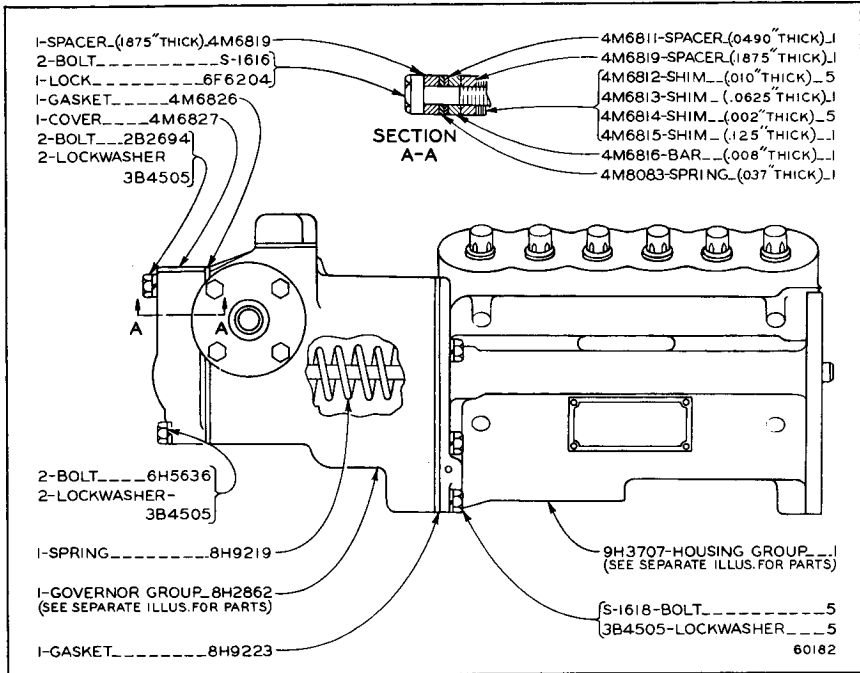


CAMSHAFT

ONLY "CATERPILLAR" PARTS GIVE "CATERPILLAR" PERFORMANCE



FUEL PUMP AND GOVERNOR CONTROL



FUEL PUMP HOUSING AND GOVERNOR

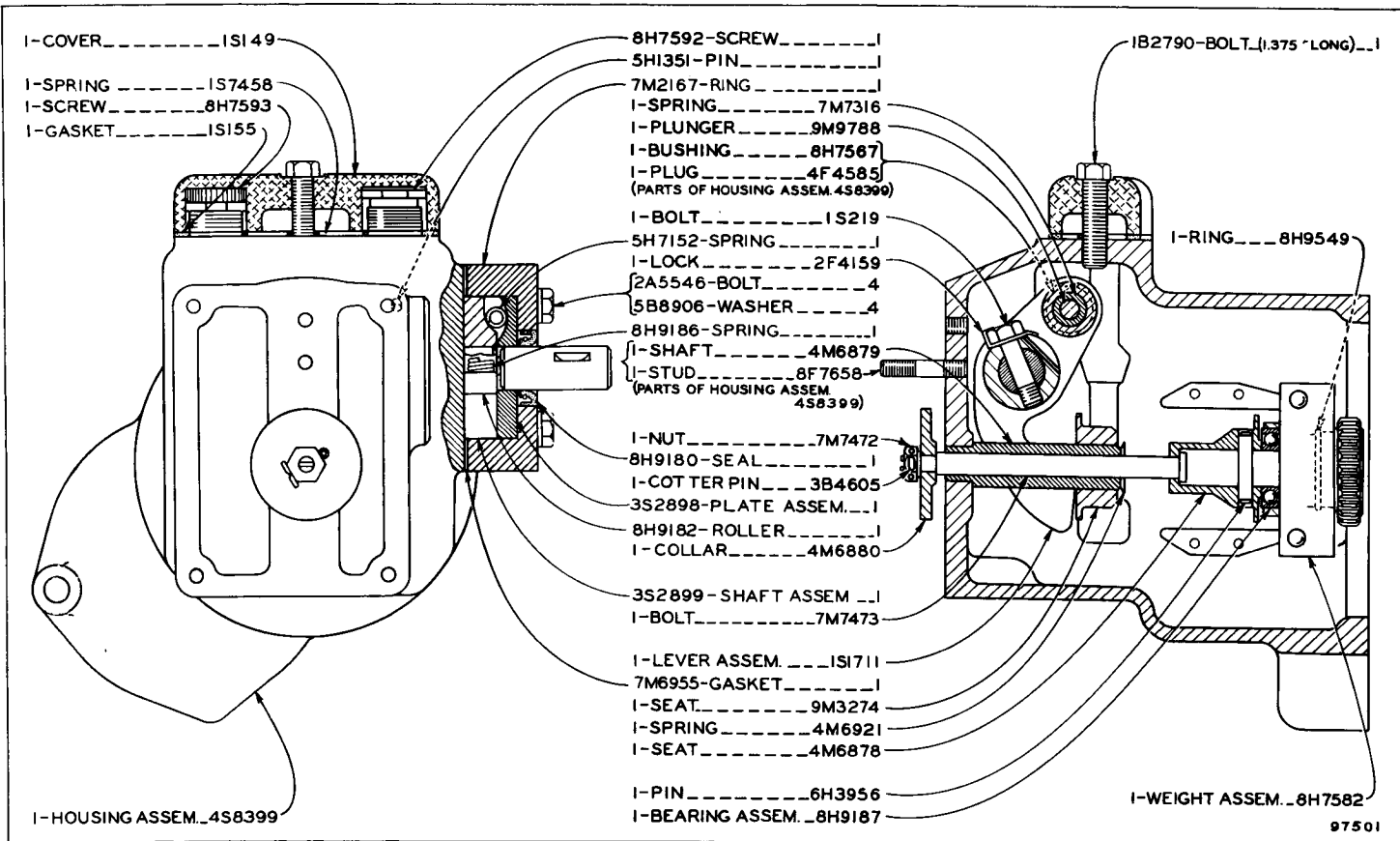
9H3707 Fuel Pump Housing Group parts are shown on Page 30

ALWAYS GIVE SERIAL NUMBER WHEN ORDERING PARTS

PRINTED IN U.S.A.

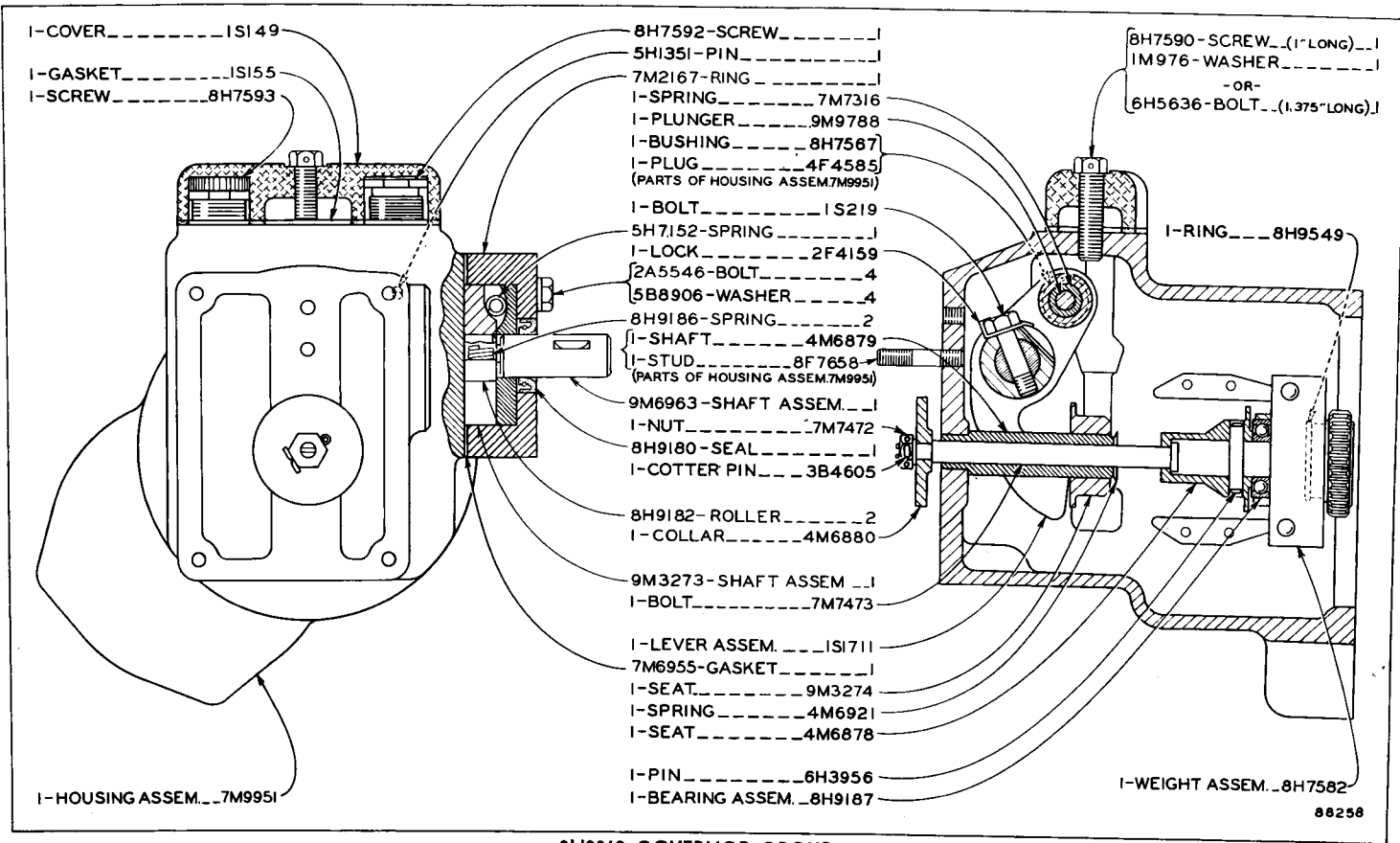
PARTS BOOK INSERT

FORM UE80033-2



97501

8H2862 GOVERNOR GROUP  
 SERIAL No. 37A2133, 37A2137, 37A2140, 37A2145, 37A2149 AND 37A2153-UP  
 PART OF FUEL PUMP HOUSING AND GOVERNOR SHOWN BETWEEN PAGES 26 AND 27

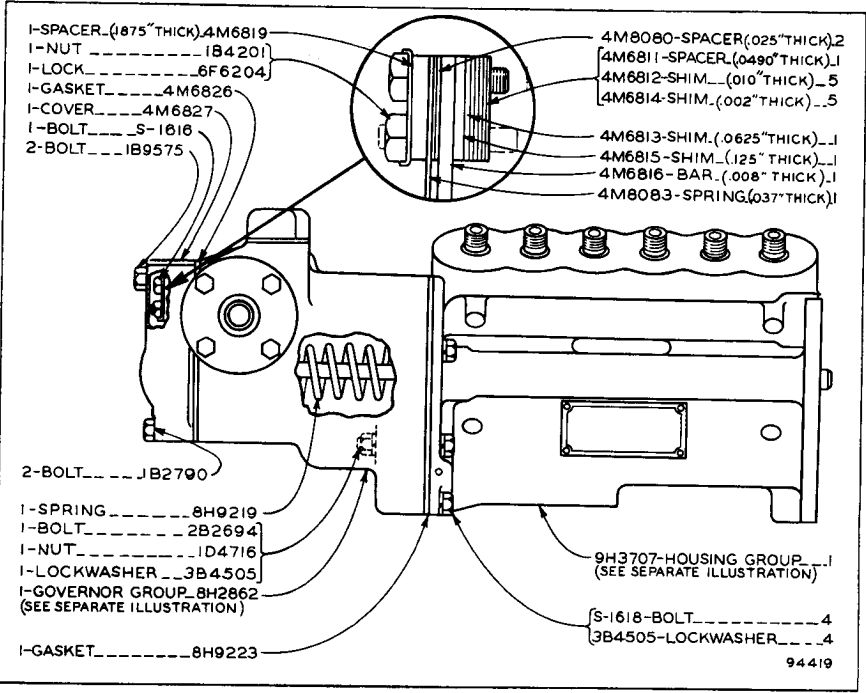


88258

**8H2862 GOVERNOR GROUP**

Effective with Serial No. 37A1434

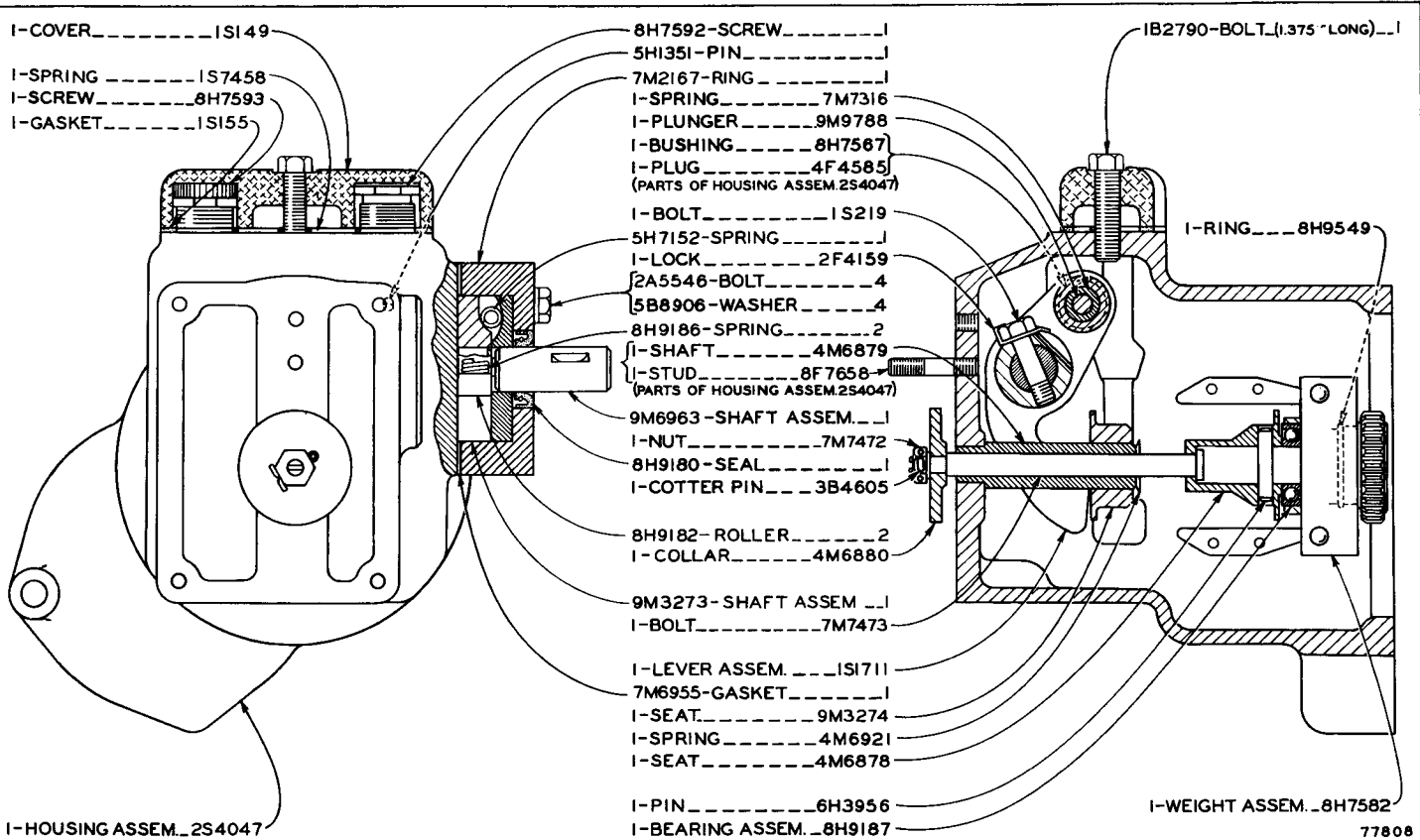
Part of Fuel Pump Housing and Governor shown on Page 26 and on insert between Pages 26 and 27



**FUEL PUMP HOUSING AND GOVERNOR**

Effective with Serial No. 37A1733  
 8H2862 Governor Group and 9H3707 Fuel Pump Housing Group parts  
 are shown between Pages 26 & 27, on reverse side and on Page 30

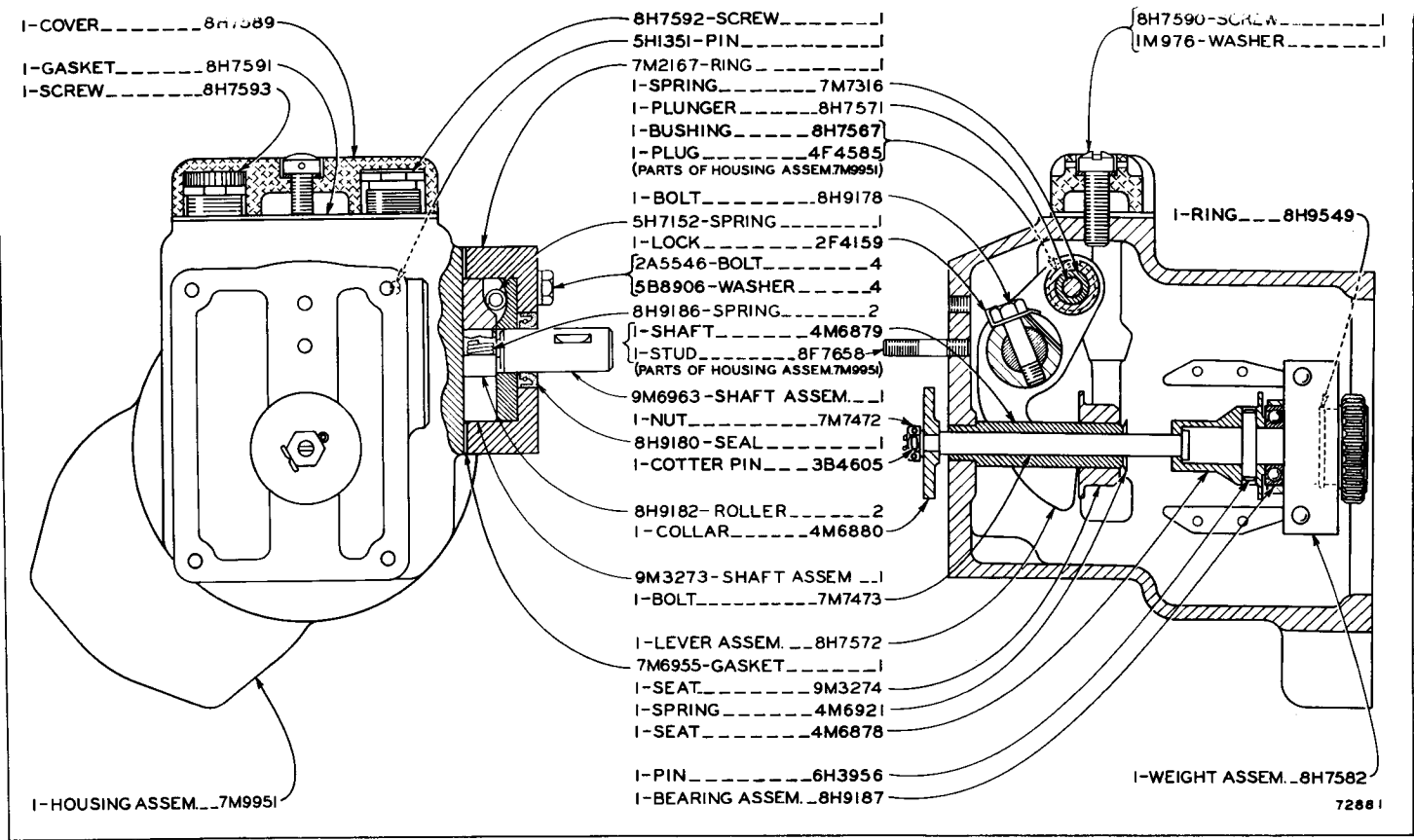
PRINTED IN U.S.A.  
 D6 TRACTOR - FORM 33764 - BETWEEN PAGES 26 & 27



77808

**8H2862 GOVERNOR GROUP**

Part of Fuel Pump Housing and Governor shown between Pages 26 & 27 and on front side  
 Effective with Serial No. 37A1663



7288 I

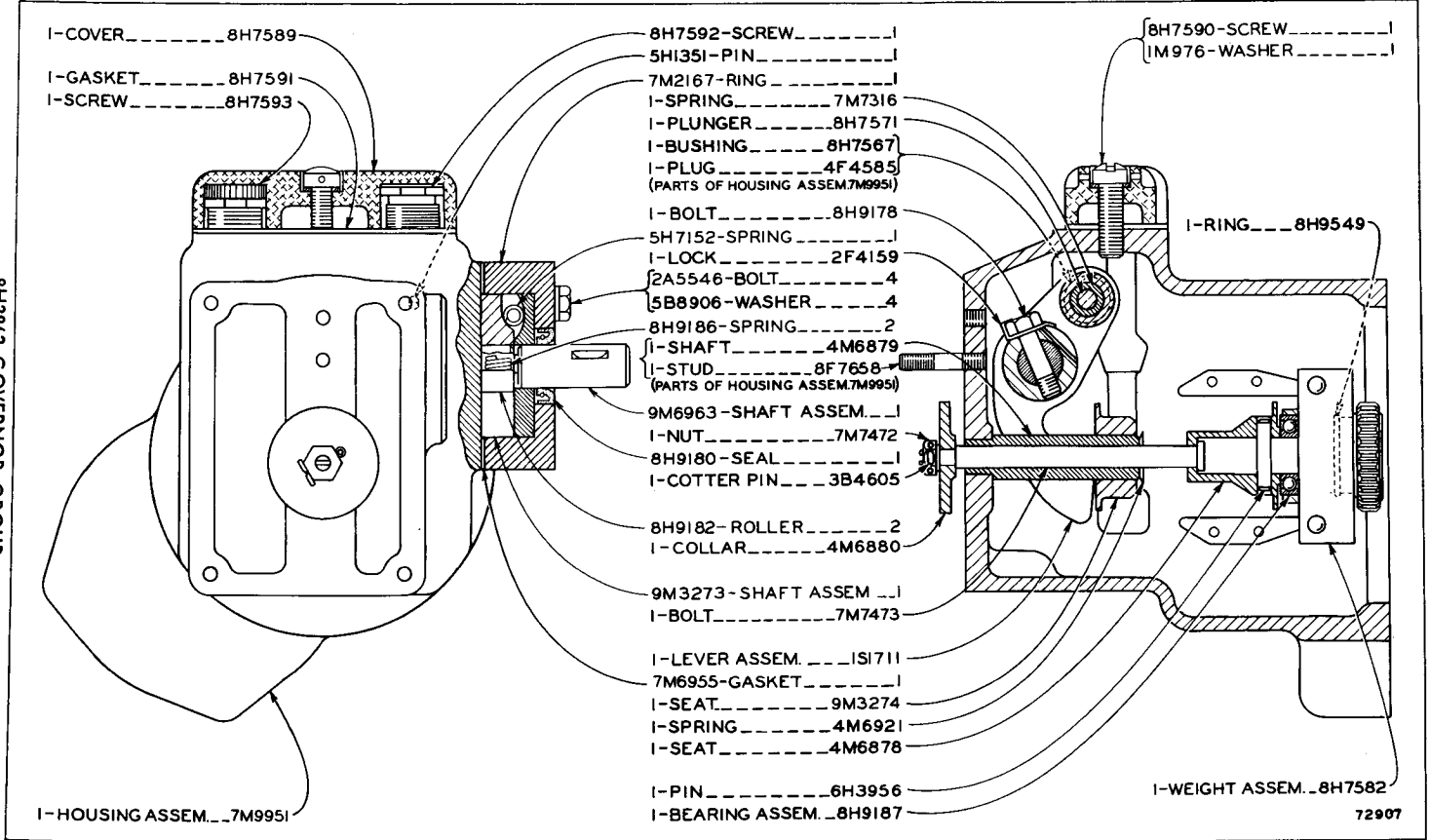
**8H2862 GOVERNOR GROUP**

Serial No. 37A1320 to 37A1326 inclusive

Part of Fuel Pump Housing and Governor shown on insert between Pages 26 and 27

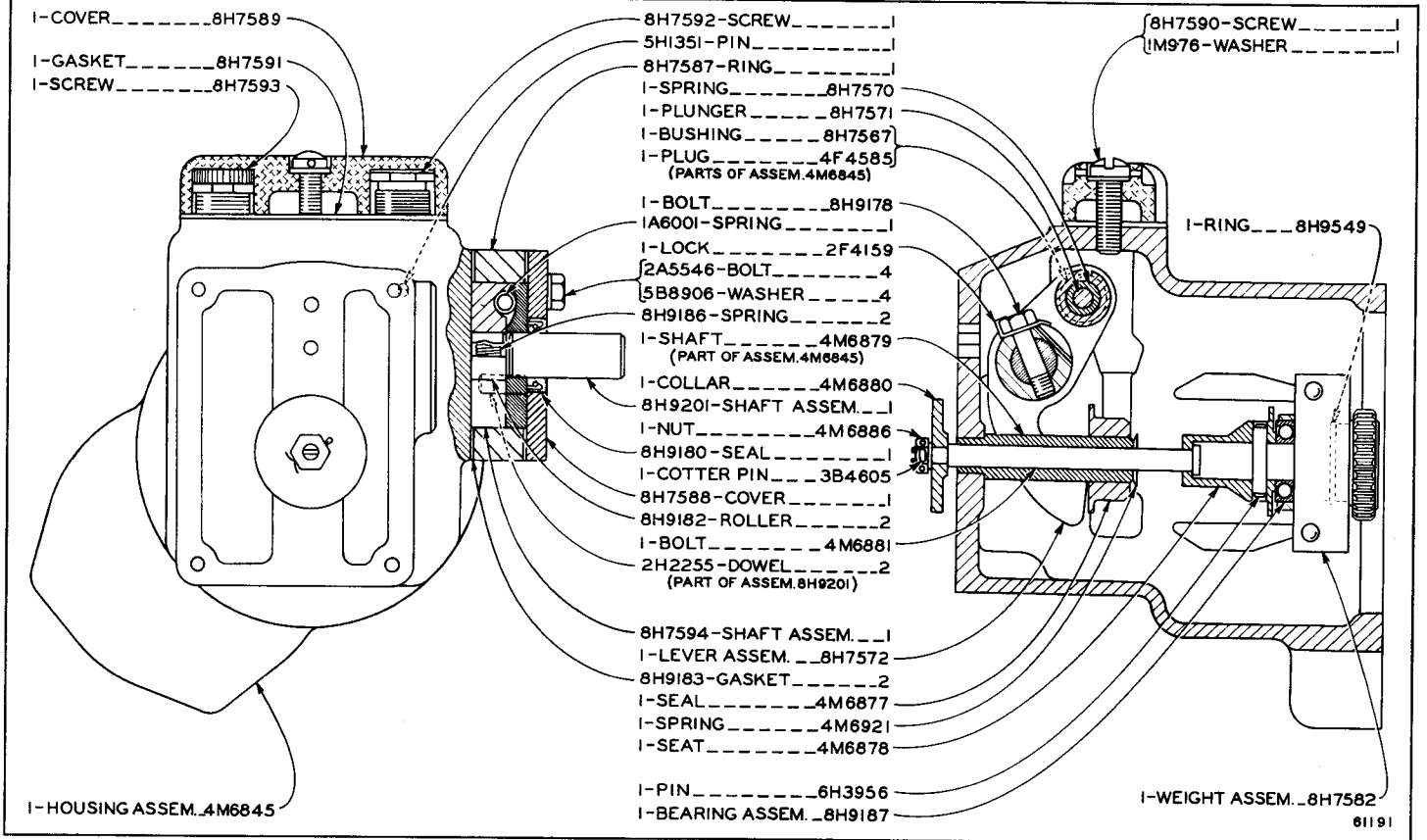
Part of Fuel Pump Housing and Governor shown on insert between Pages 26 and 27

**8H2862 GOVERNOR GROUP**  
 Effective with Serial No. 37A1327



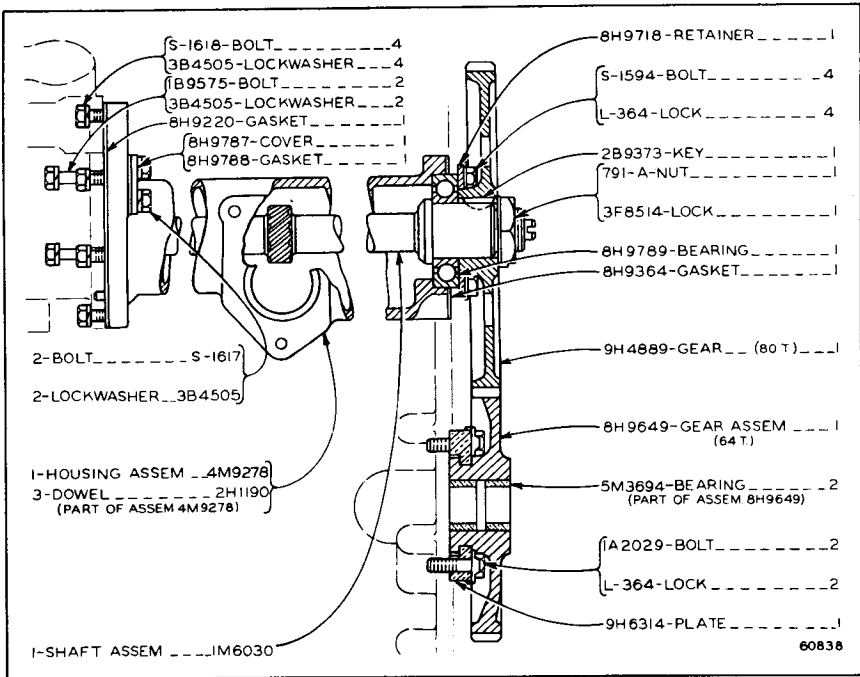


ONLY "CATERPILLAR" PARTS GIVE "CATERPILLAR" PERFORMANCE

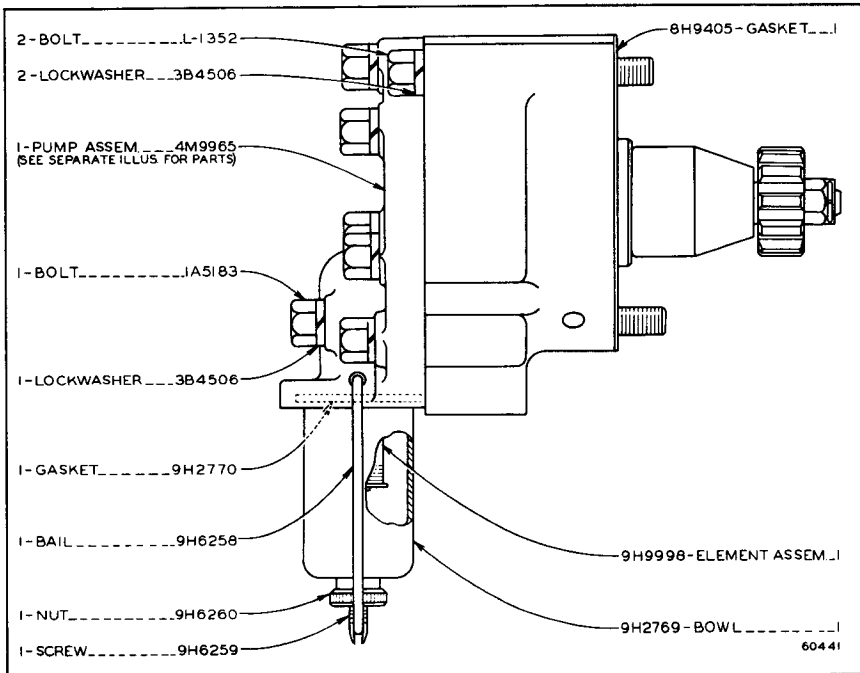


61191

**8H2862 GOVERNOR GROUP**  
Part of Fuel Pump Housing and Governor

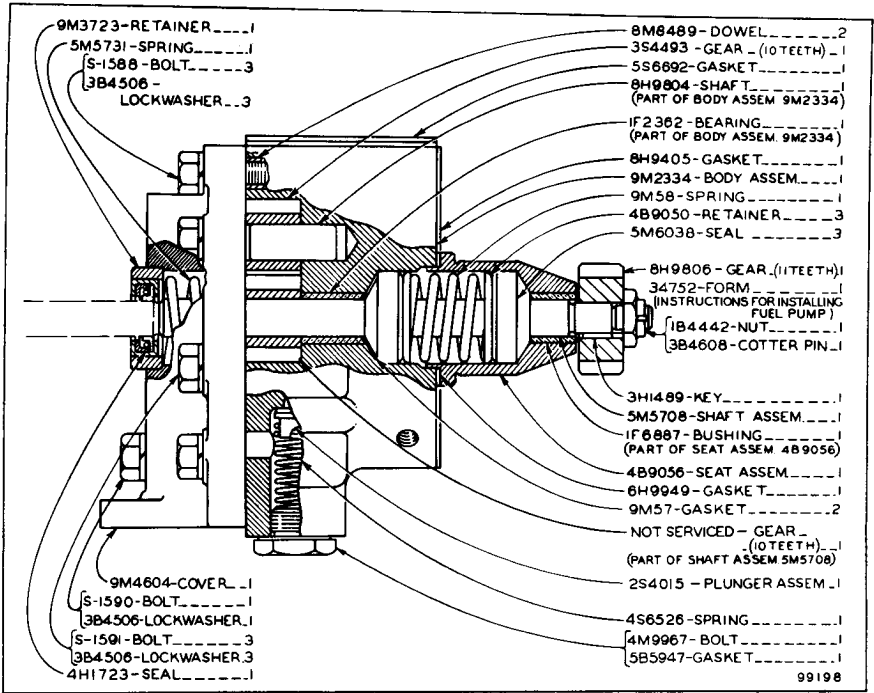


ACCESSORY DRIVE



FUEL TRANSFER PUMP AND FILTER

ALWAYS GIVE SERIAL NUMBER WHEN ORDERING PARTS



**9M4955 FUEL TRANSFER PUMP GROUP**

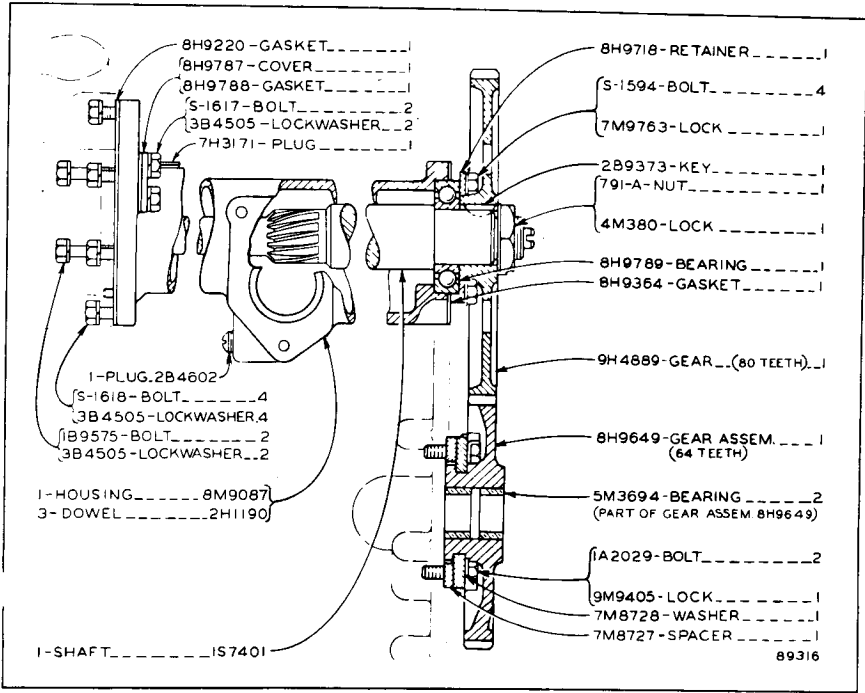
Serial No. 37A2145, 37A2149, 37A2153 to 37A2160, 37A2162, 37A2163 and 37A2168—Up  
 Part of Fuel Transfer Pump and Filter shown between Pages 28 and 29

D6 TRACTOR - FORM 33764 - BETWEEN PAGES 20 & 21

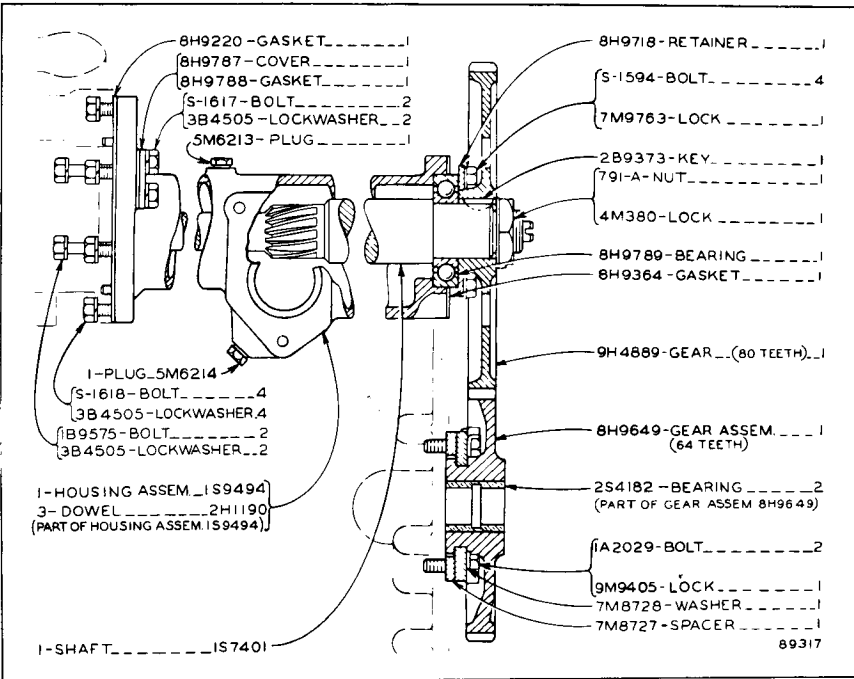
REVISED PAGES 28 & 29

M 33764-INC

ACTOR-60 INCH GAUGE

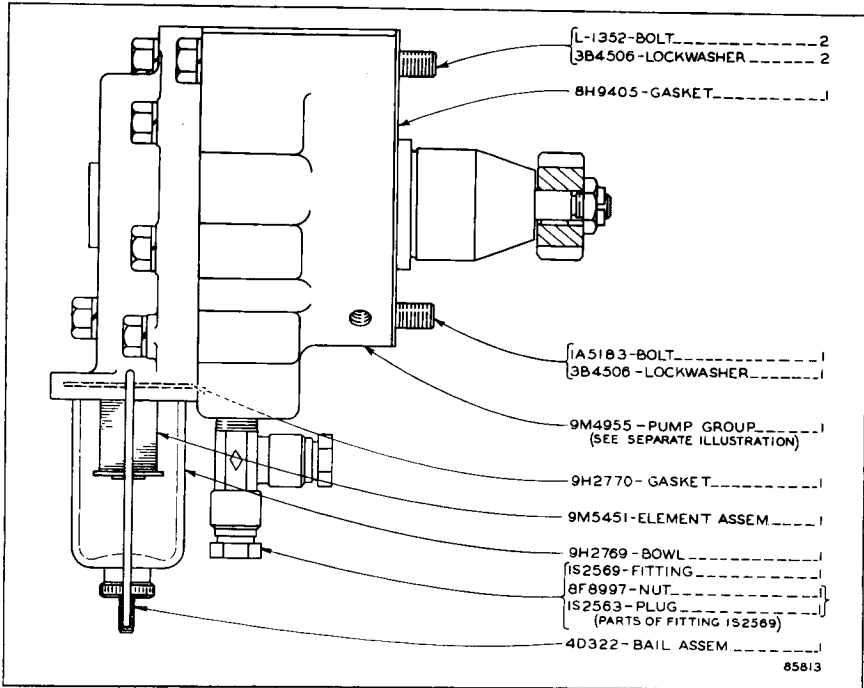


**ACCESSORY DRIVE**  
Serial No. 37A1497 to 37A1519 inclusive

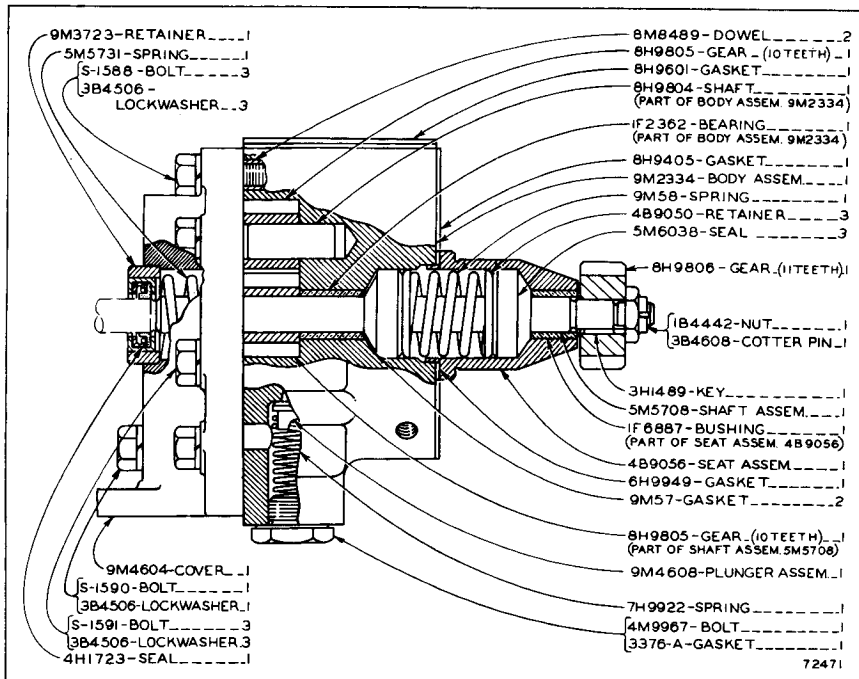


**ACCESSORY DRIVE**  
Effective with Serial No. 37A1520

D6 TRACTOR—60 INCH GAUGE—FORM 33764—INSERT BETWEEN PAGES 28 & 29

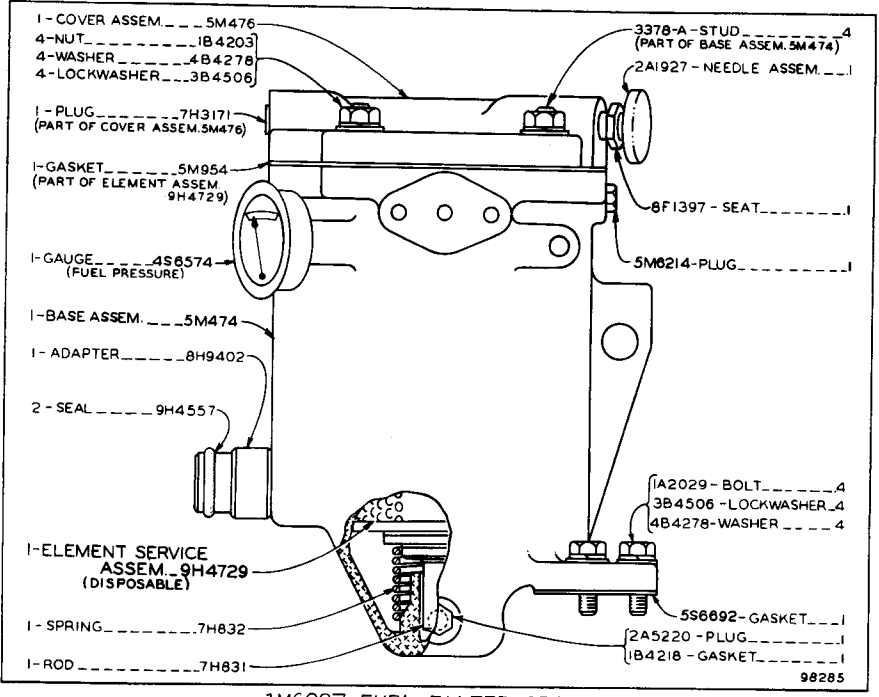


**FUEL TRANSFER PUMP AND FILTER**  
Effective with Serial No. 37A1327

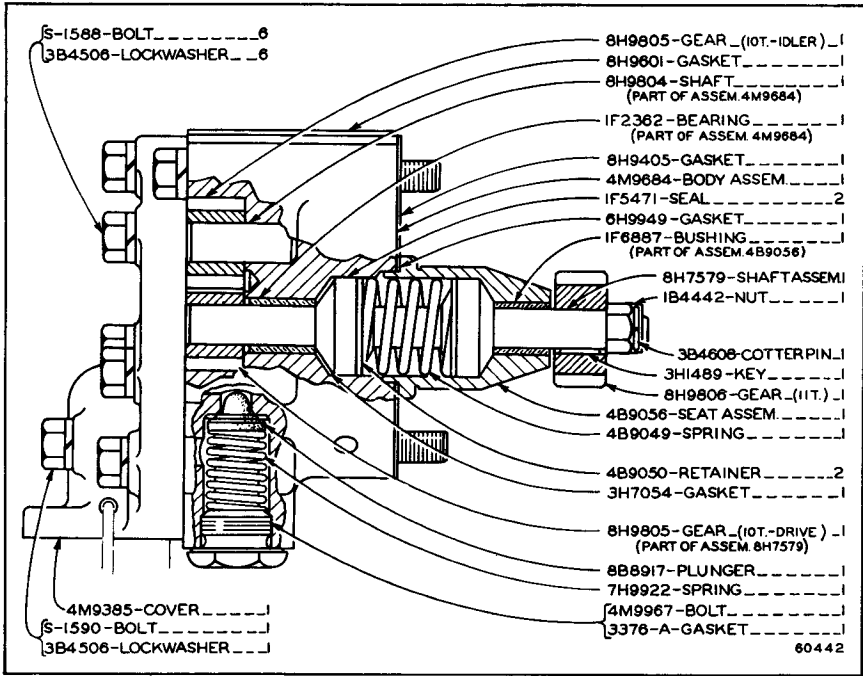


**9M4955 FUEL TRANSFER PUMP GROUP**  
Part of Fuel Transfer Pump and Filter

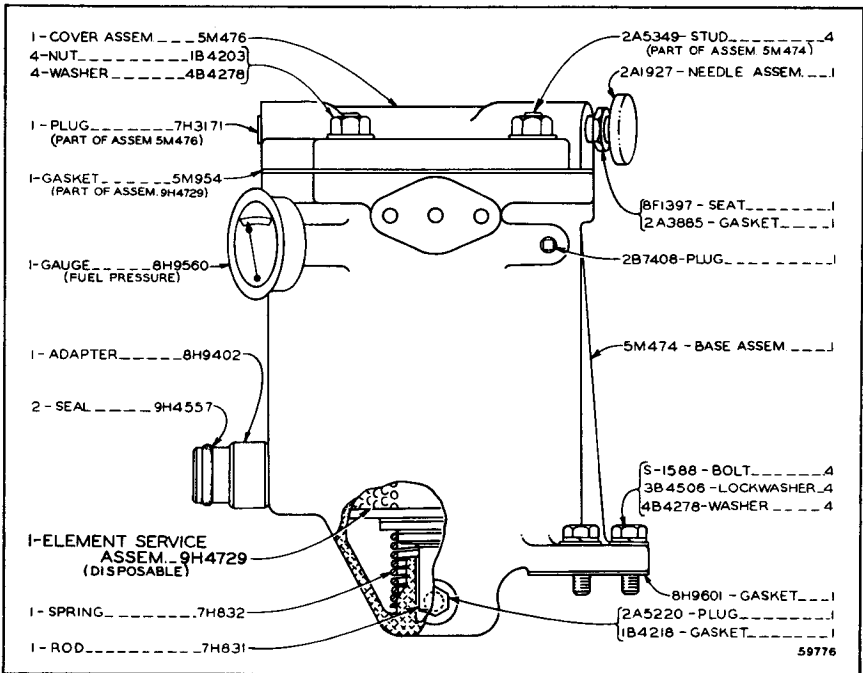
D6 TRACTOR - FORM UE033764 - BETWEEN PAGES 28 & 29



1M6927 FUEL FILTER GROUP  
 SERIAL No. 37A2145, 37A2149, 37A2153 to 37A2160, 37A2162, 37A2163 AND 37A2168-UP



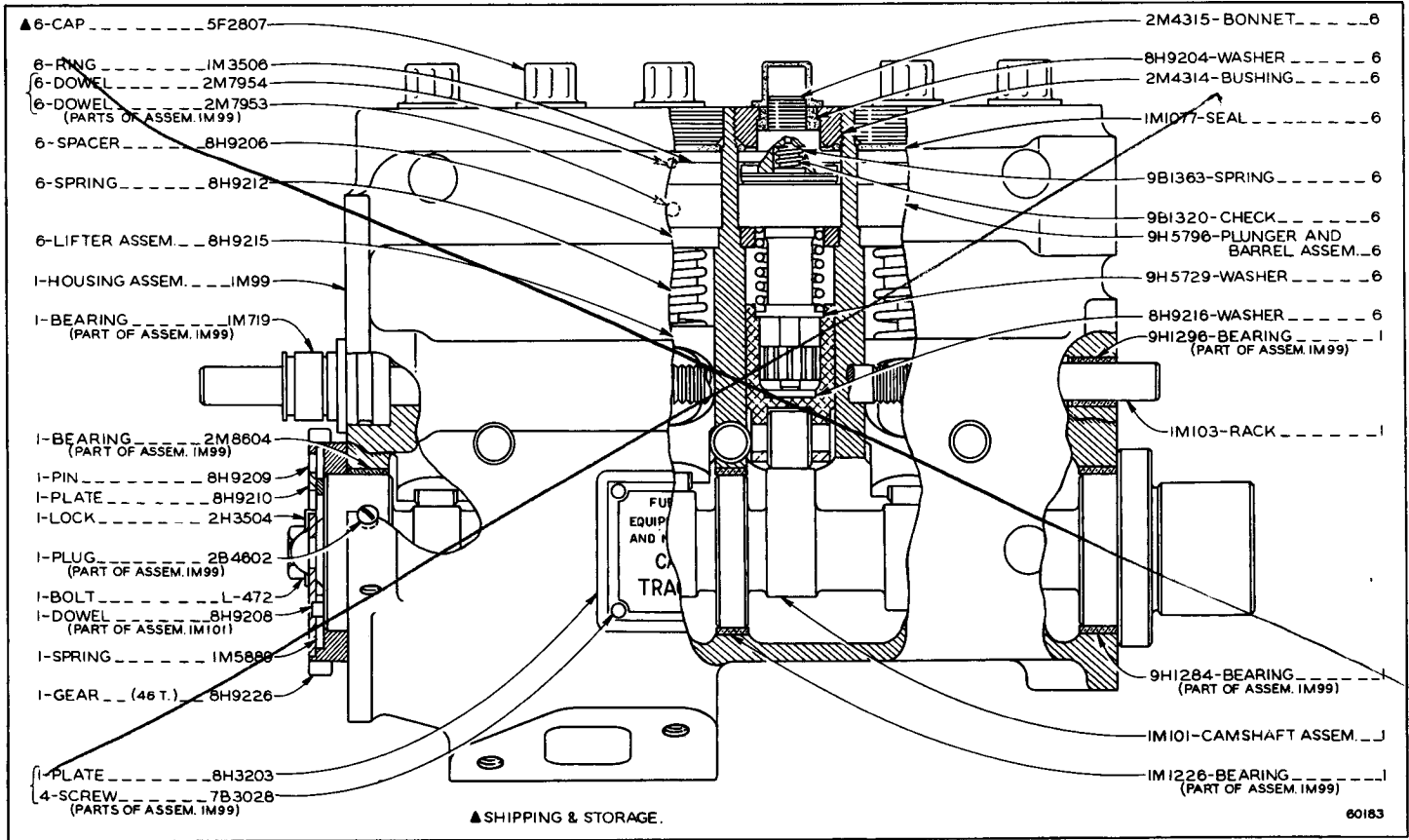
**4M9965 FUEL TRANSFER PUMP ASSEMBLY**  
Part of Fuel Transfer Pump and Filter



**FUEL FILTER**

ONLY "CATERPILLAR" PARTS GIVE "CATERPILLAR" PERFORMANCE

ALWAYS GIVE SERIAL NUMBER WHEN ORDERING PARTS



9H3707 FUEL PUMP HOUSING GROUP  
Part of Fuel Pump Housing and Governor shown on Page 26

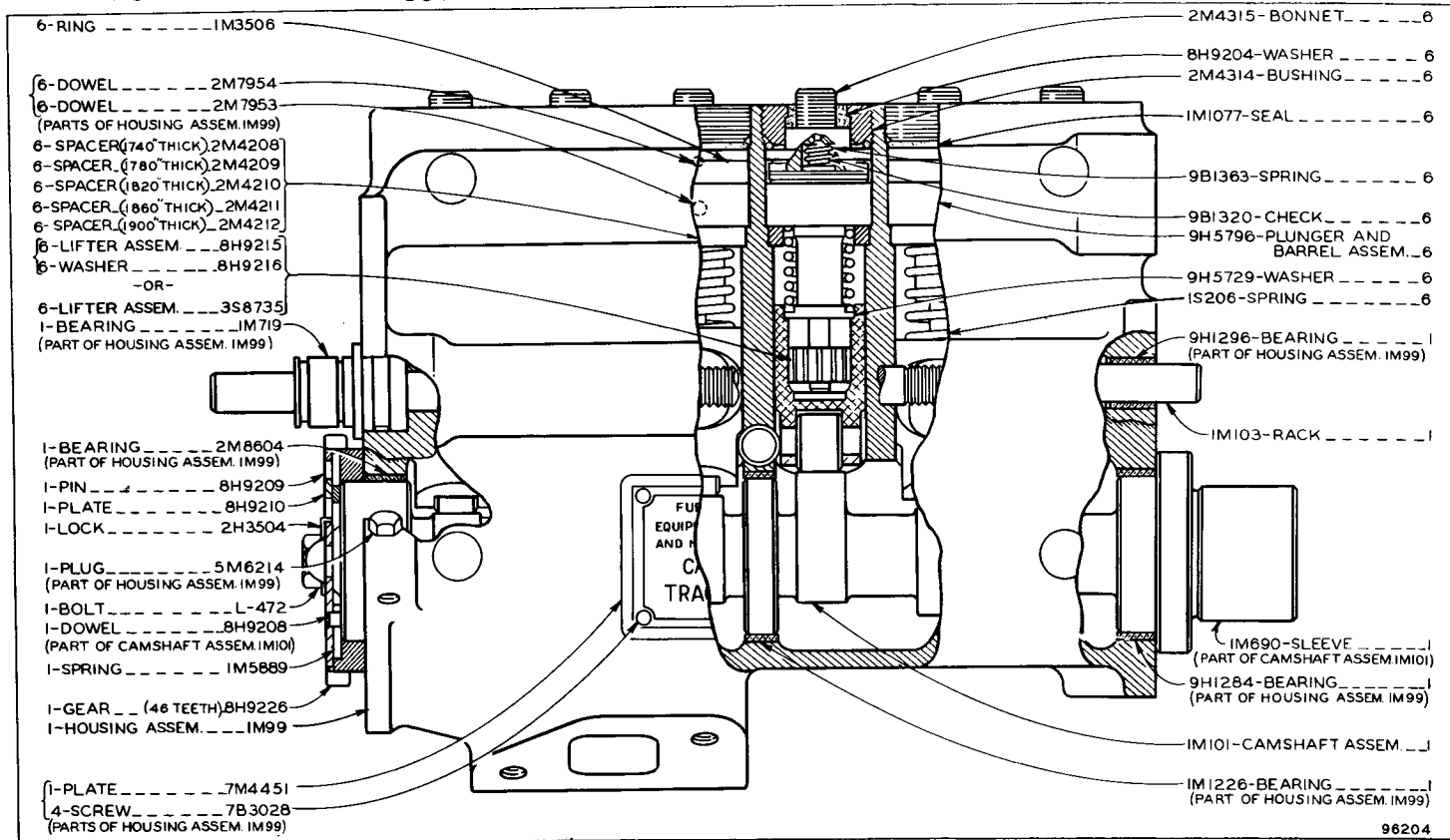


# PLEASE INSERT THESE PAGES IN YOUR MASTER PARTS BOOKS

D6 TRACTOR - FORM 33764 - BETWEEN PAGES 30 & 31 CROSS OUT ILL. 73104 ON PAGE 30

PRINTED IN U.S.A.

PARTS BOOK INSERT



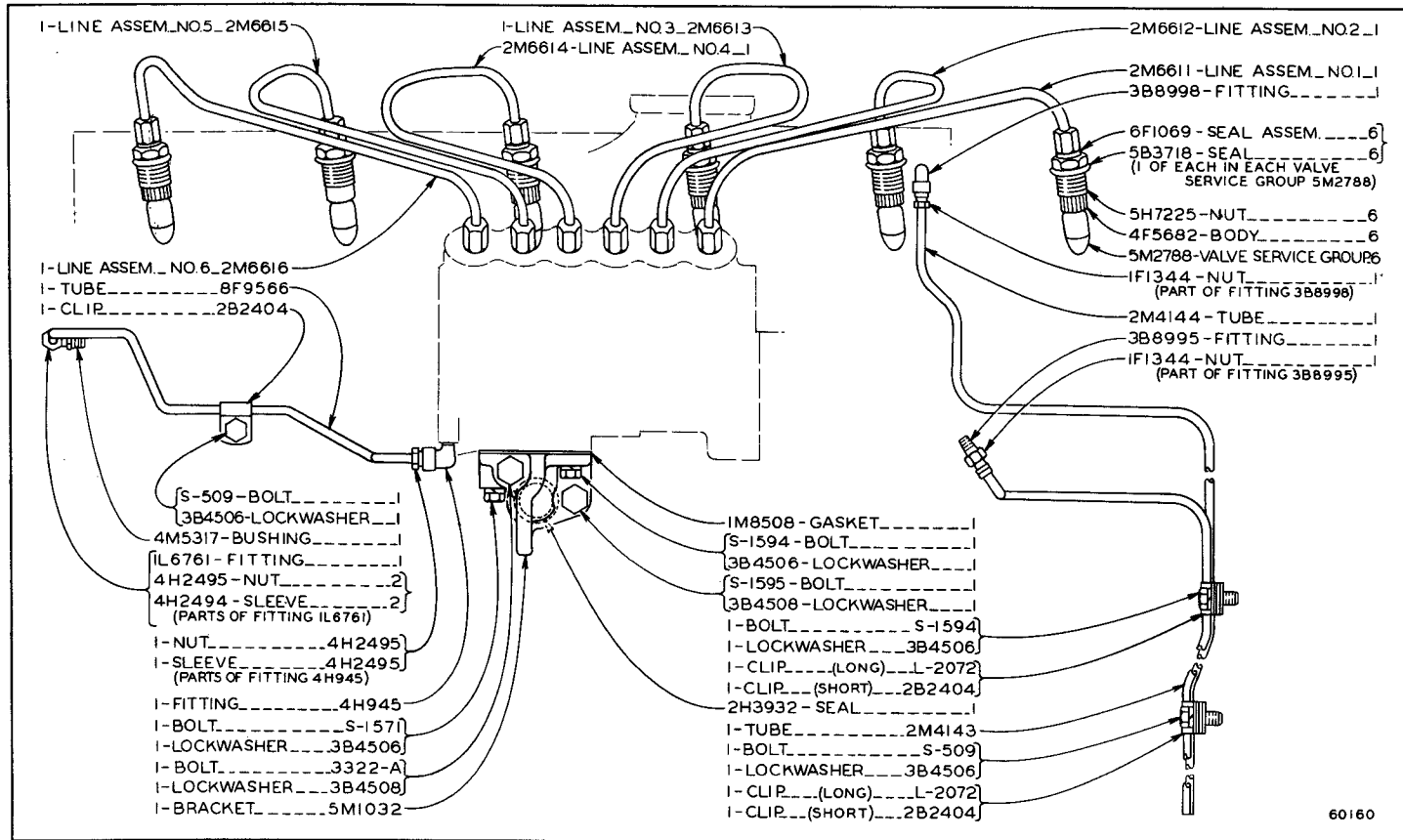
96204

## 9H3707 FUEL PUMP HOUSING GROUP

Part of Fuel Pump Housing and Governor shown on Pages 26 and 26A

FORM UE80011-1

ONLY "CATERPILLAR" PARTS GIVE "CATERPILLAR" PERFORMANCE



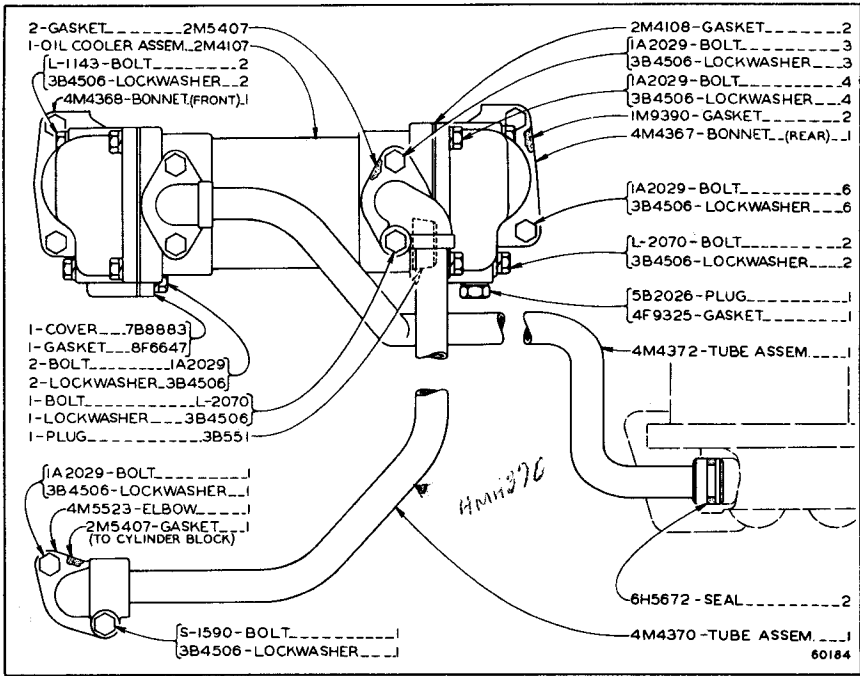
FUEL INJECTION VALVES AND LINES

60160

DIESEL ENGINE

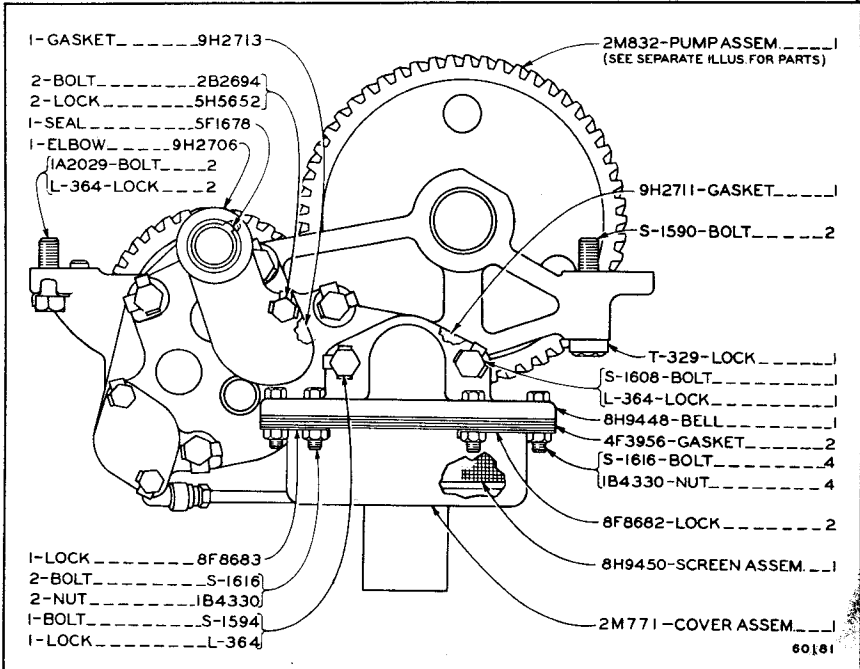
31

"CATERPILLAR" D6 TRACTOR



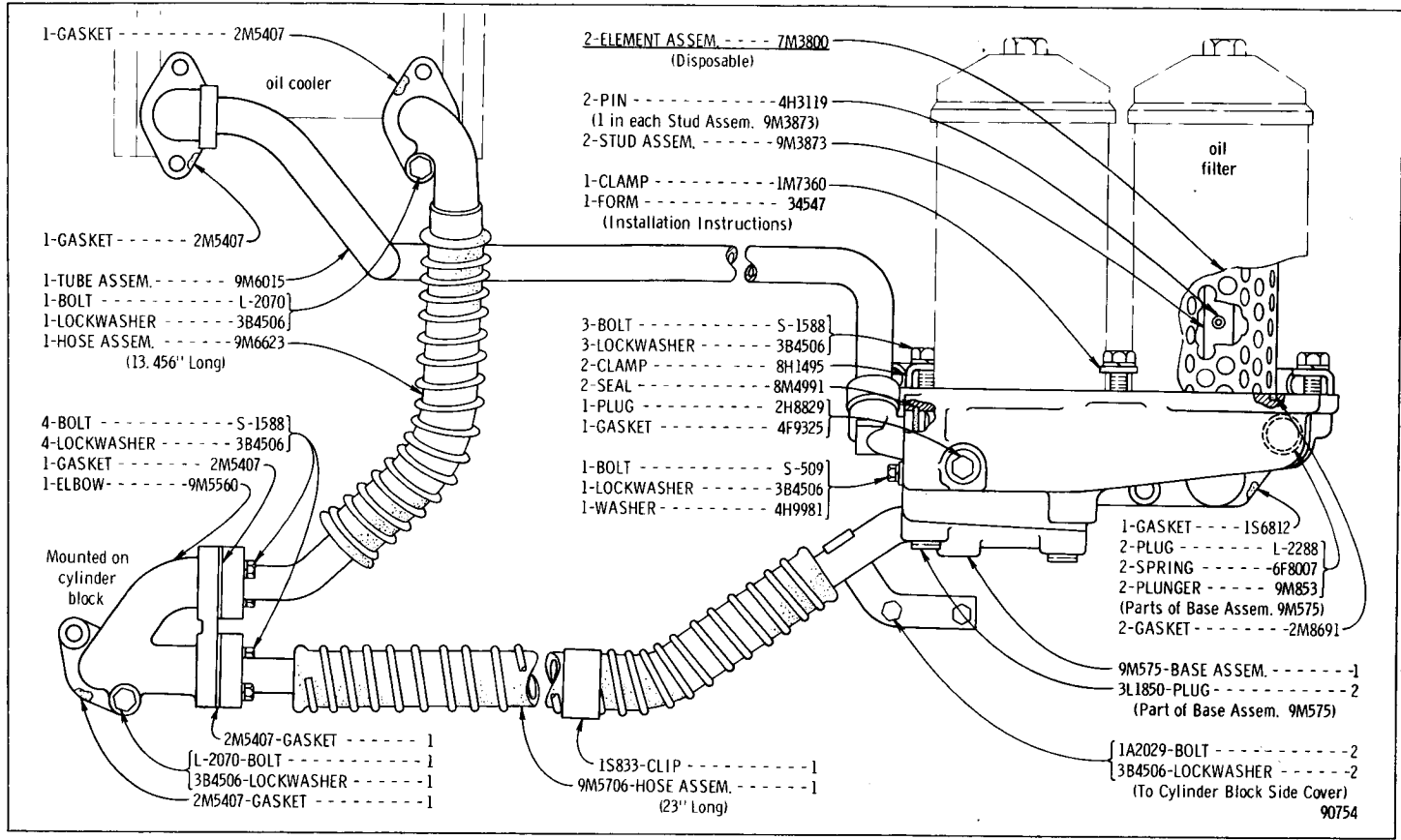
9H3752 OIL COOLER GROUP

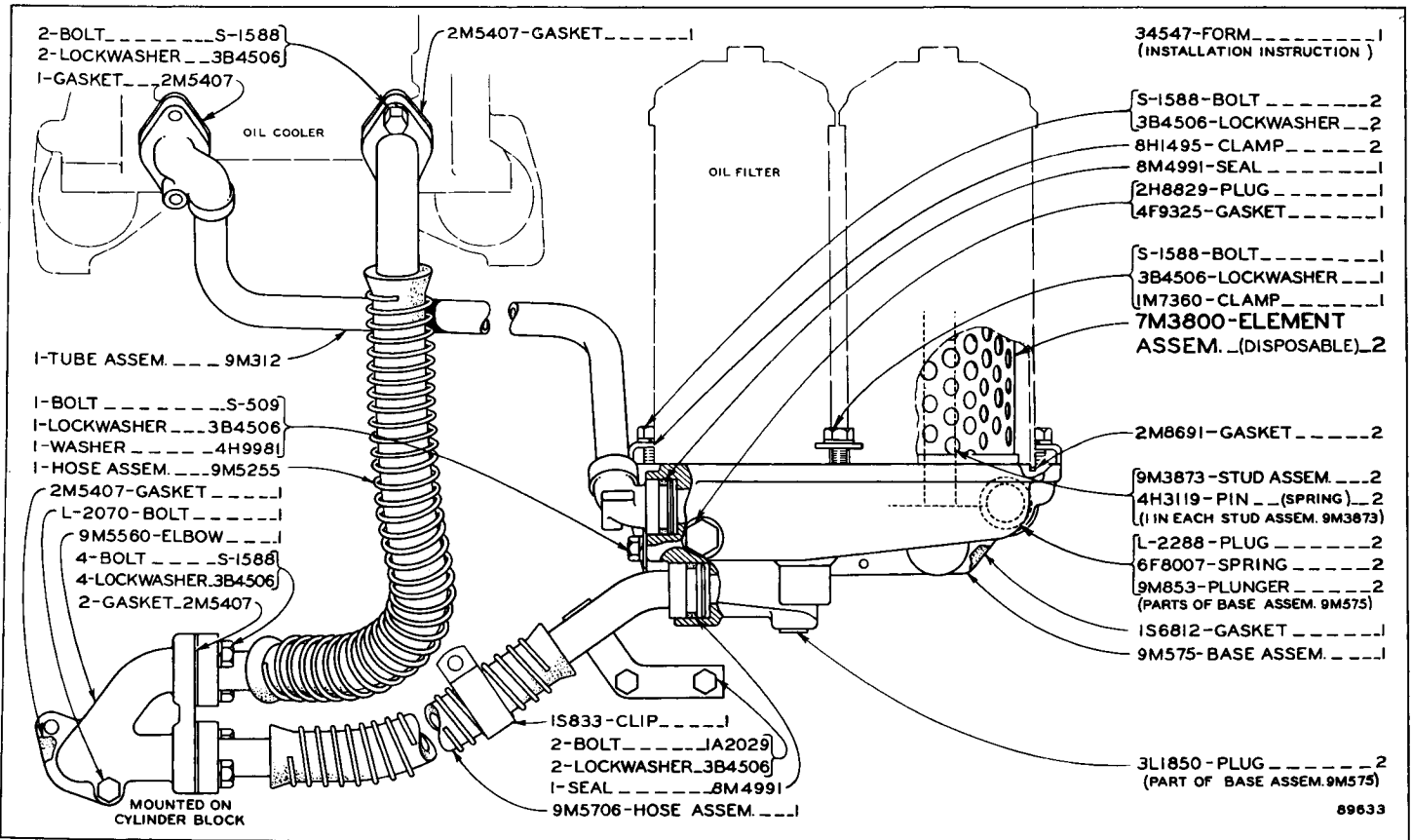
*Good for Serial numbers 37A 1 thru 422 and 37A 424 427 and 37A 431 433 434 only*



9H3708 OIL PUMP GROUP

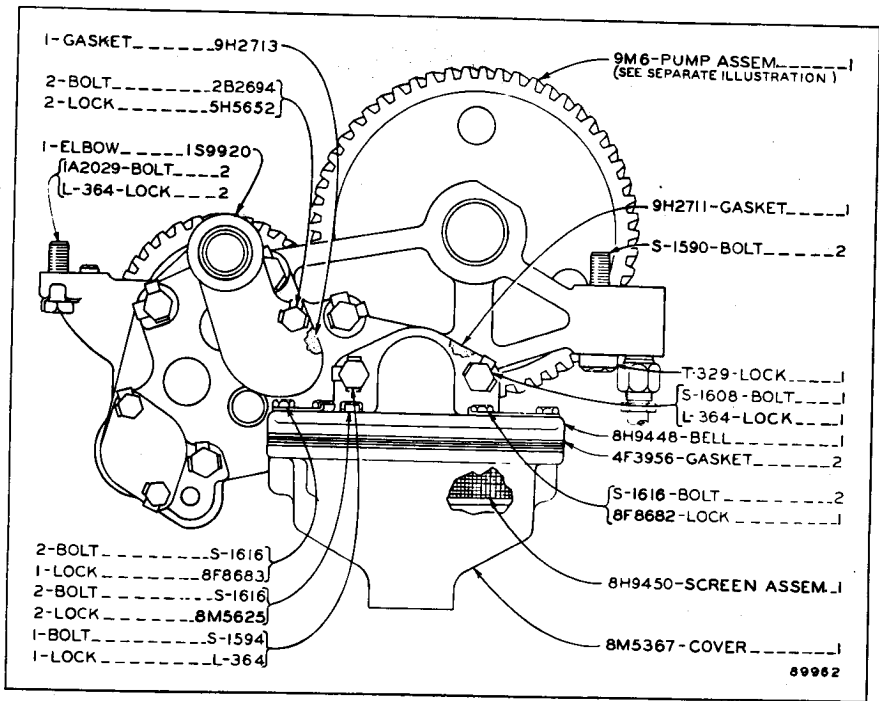
ALWAYS GIVE SERIAL NUMBER WHEN ORDERING PARTS





**9M1427 OIL SYSTEM GROUP—Field Installation**  
 Serial No. 37A428 to 37A1173 inclusive  
 Note: Provides quick lubrication for cold starts

D6 TRACTOR—60 INCH GAUGE—FORM 33764—  
INSERT BETWEEN PAGES 32 & 33



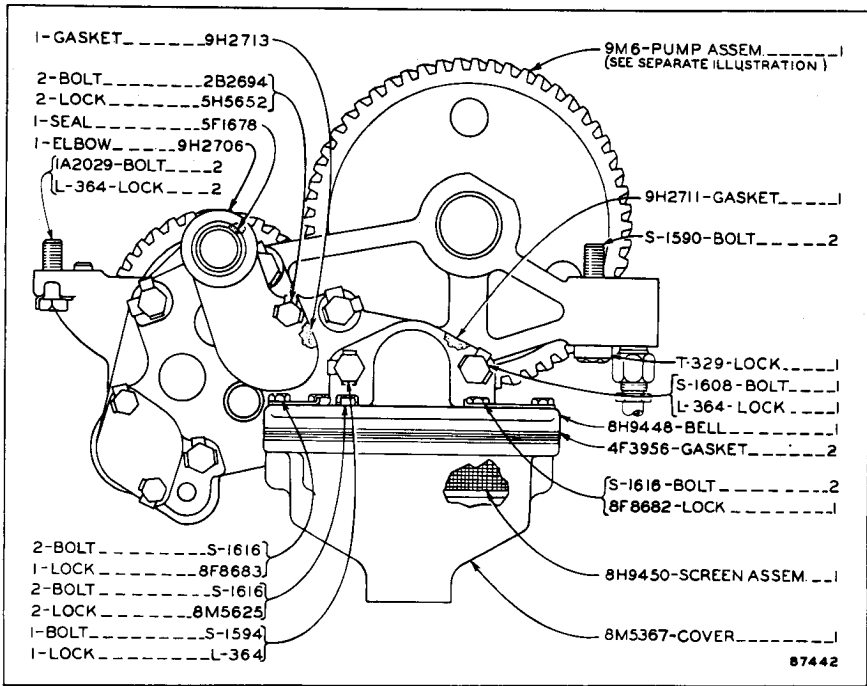
**OIL PUMP**

Effective with Serial No. 37A1556

9M6 Oil Pump Assembly parts are shown on insert between Pages 32 and 33

U.S.A.

D6 TRACTOR—60 INCH GAUGE—FORM 33764—  
INSERT BETWEEN PAGES 32 & 33



**OIL PUMP**

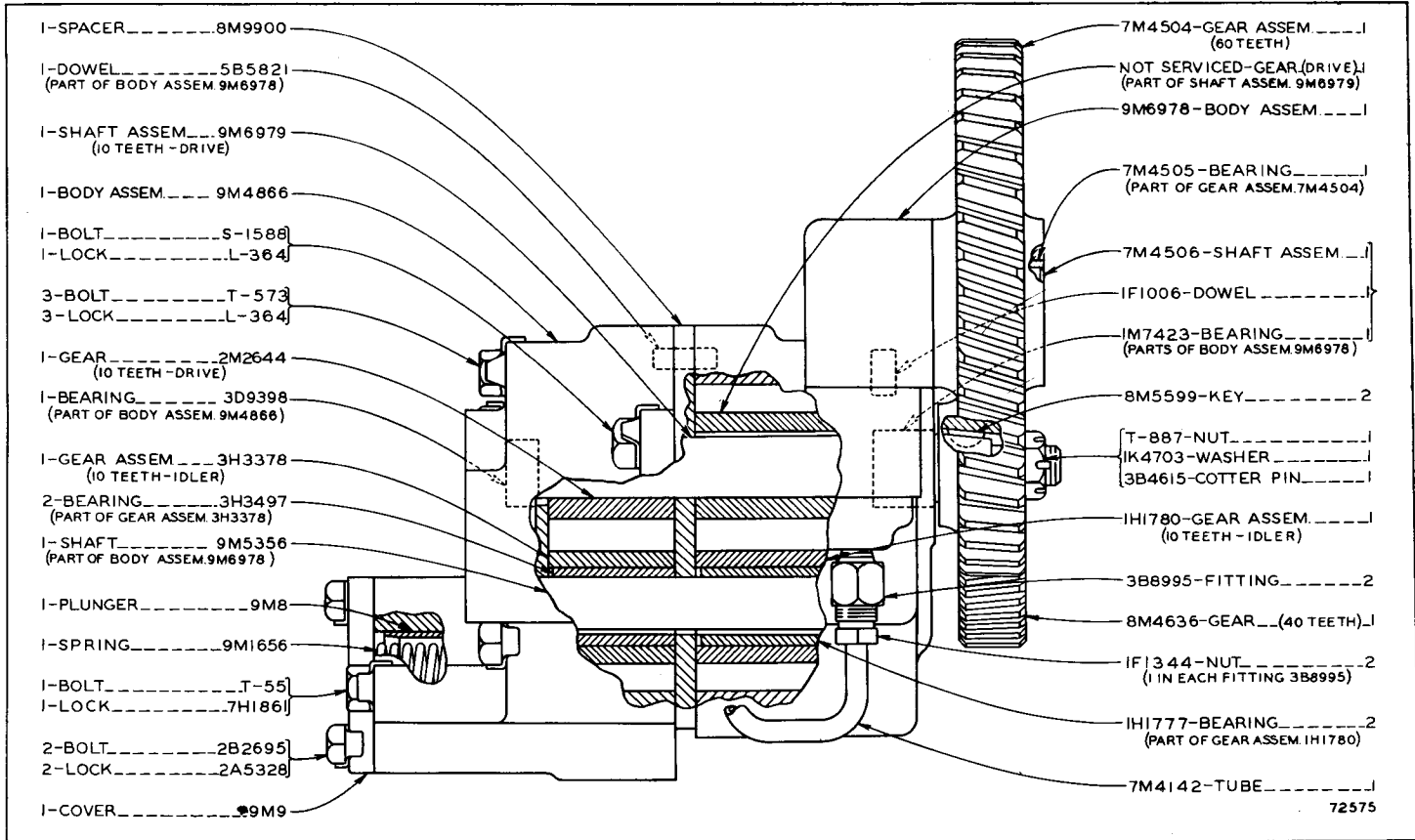
Effective with Serial No. 37A1329

9M6 Oil Pump Assembly parts are shown on reverse side of this insert

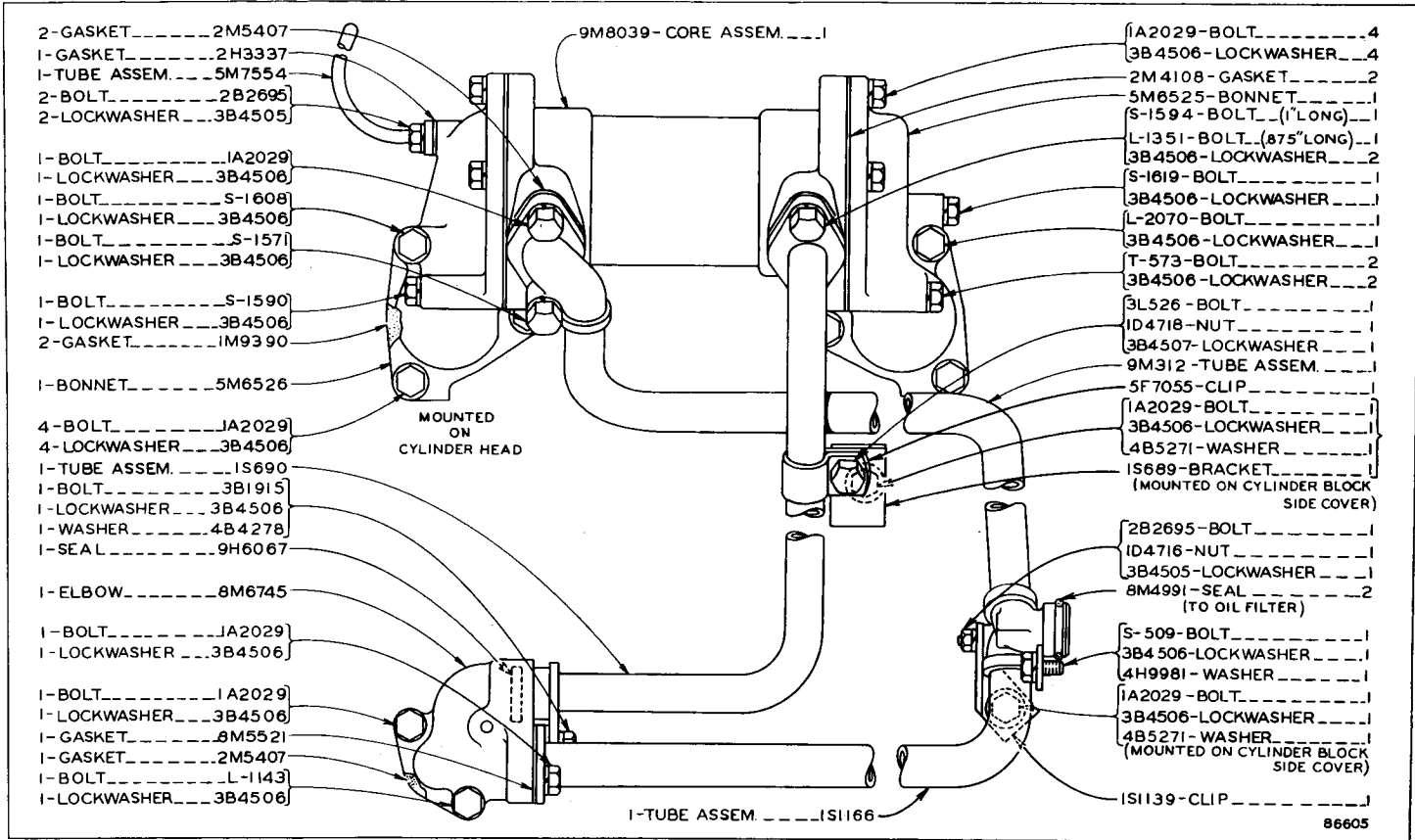
PRINTED IN U.S.A.

Part of Oil Pump shown on front side of this insert

9M6 OIL PUMP ASSEMBLY



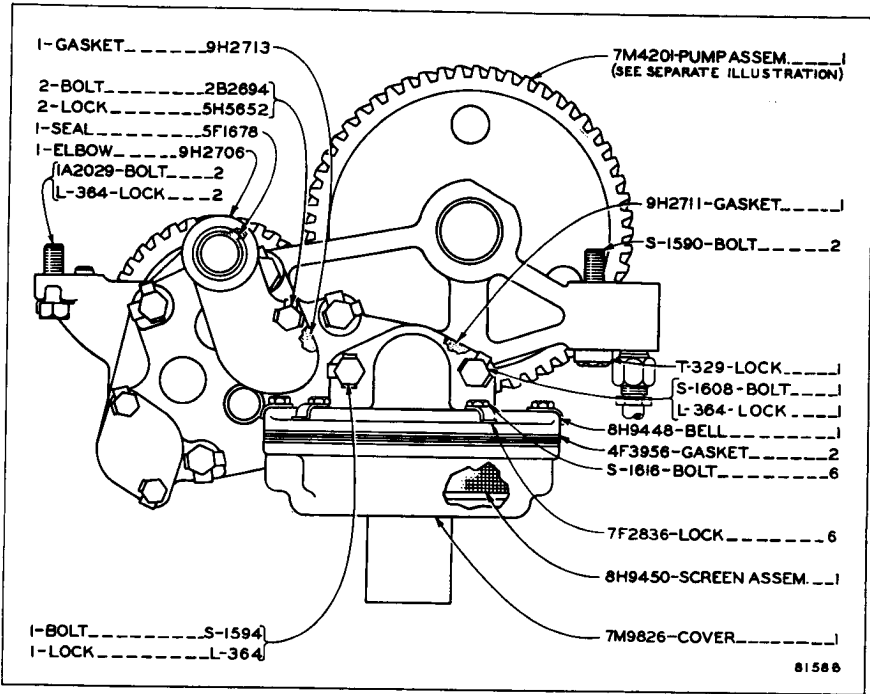




OIL COOLER  
Effective with Serial No. 37A1327

D6 TRACTOR—60 INCH GAUGE—FORM 33764—  
INSERT BETWEEN PAGES 32 & 33

PRINTED IN U.S.A.

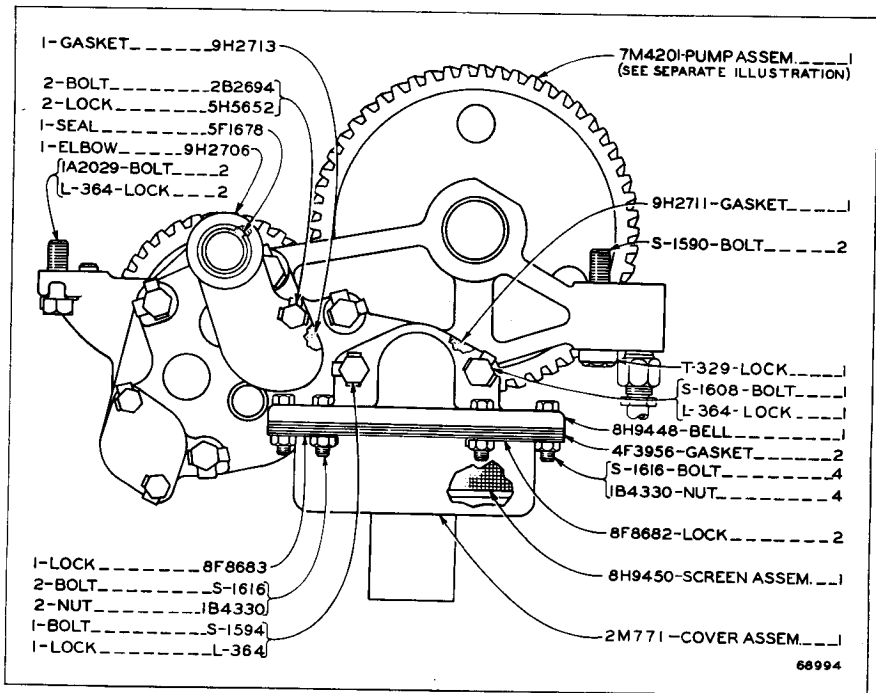


OIL PUMP

Effective with Serial No. 37A830

7M4201 Oil Pump Assembly parts are shown on insert between Pages 32 & 33

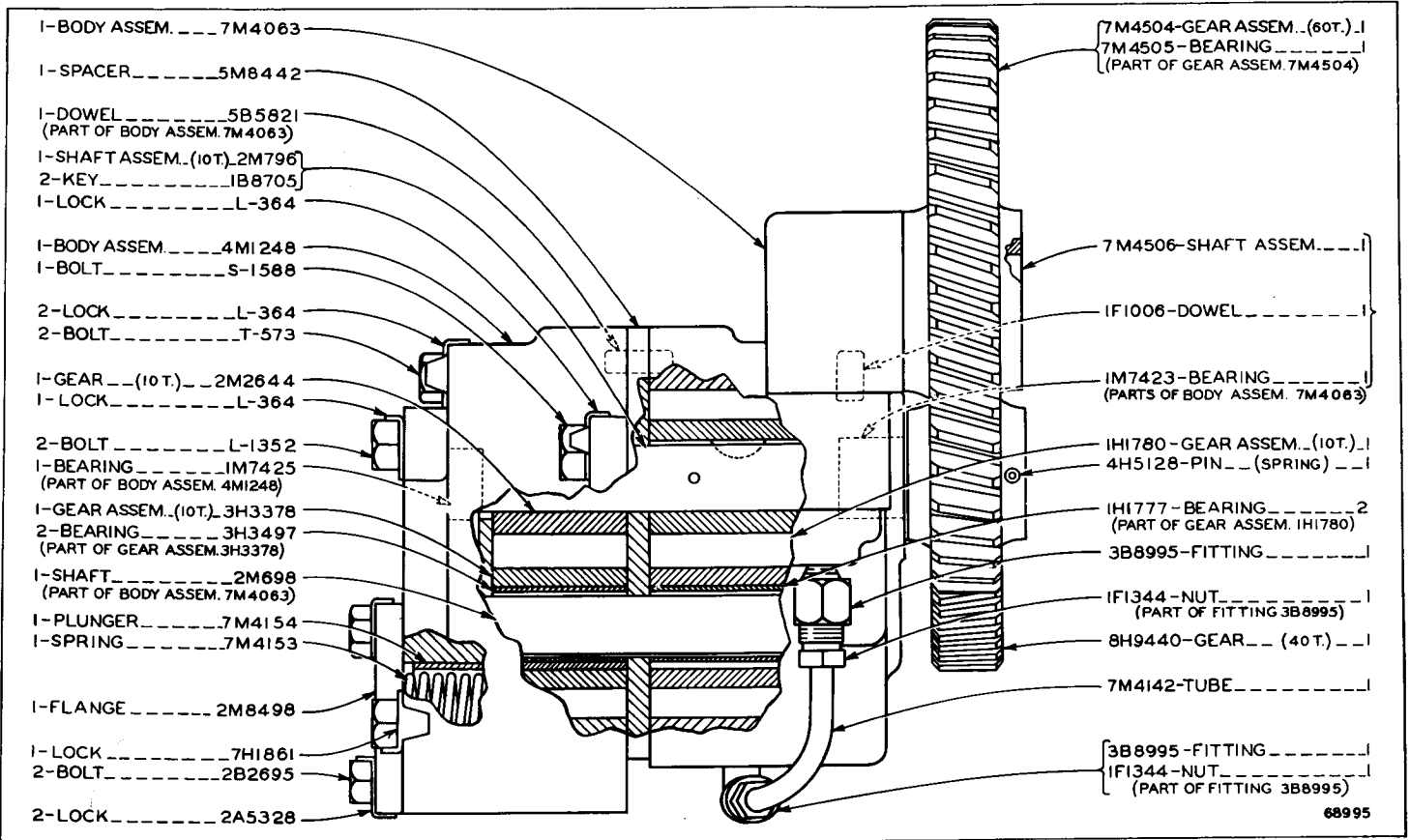
D6 TRACTOR—60 INCH GAUGE—FORM 33764—  
INSERT BETWEEN PAGES 32 & 33



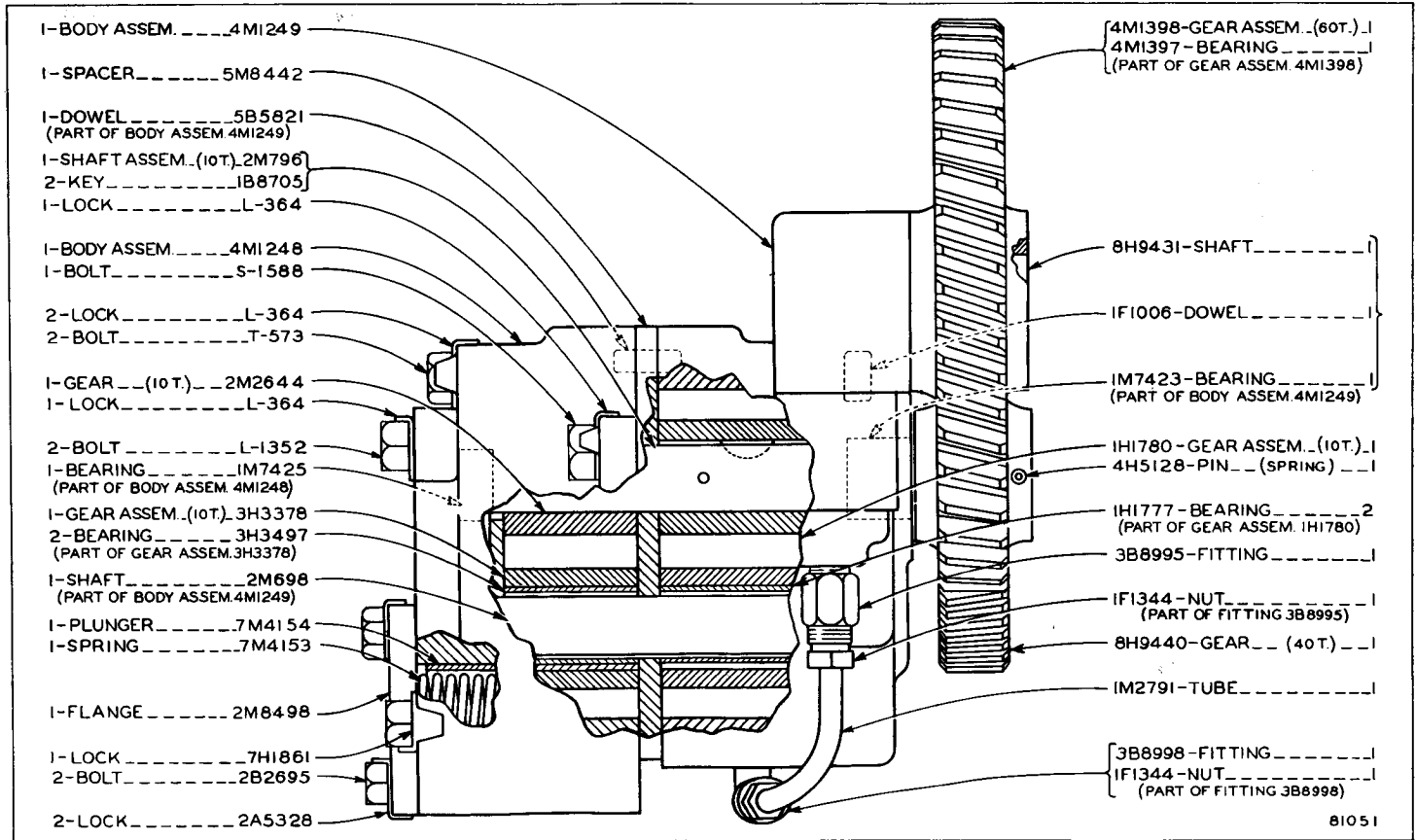
### OIL PUMP

Serial No. 37A751, 37A759, 37A760 and 37A763—Up  
 7M4201 Oil Pump Assembly parts are shown on reverse side of this insert

**7M4201 OIL PUMP ASSEMBLY**  
 Part of Oil Pump shown on front side of this insert



68995

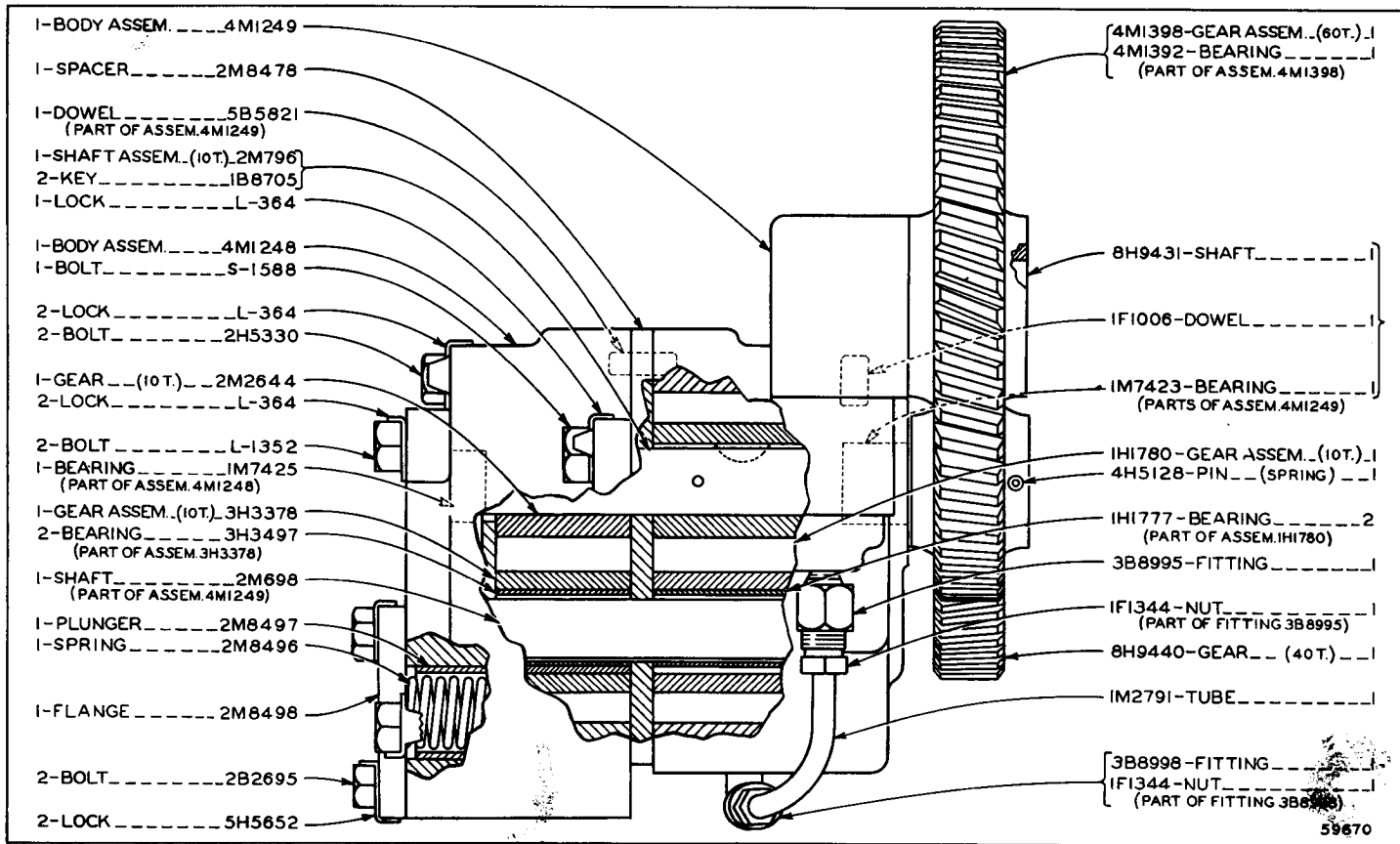


- 1-BODY ASSEM. .... 4M1249
- 1-SPACER..... 5M8442
- 1-DOWEL ..... 5B5821  
(PART OF BODY ASSEM 4M1249)
- 1-SHAFT ASSEM. (10T) 2M796
- 2-KEY..... 1B8705
- 1-LOCK..... L-364
- 1-BODY ASSEM..... 4M1248
- 1-BOLT..... S-1588
- 2-LOCK..... L-364
- 2-BOLT..... T-573
- 1-GEAR (10T) 2M2644
- 1-LOCK..... L-364
- 2-BOLT..... L-1352
- 1-BEARING..... IM7425  
(PART OF BODY ASSEM 4M1248)
- 1-GEAR ASSEM. (10T) 3H3378
- 2-BEARING..... 3H3497  
(PART OF GEAR ASSEM. 3H3378)
- 1-SHAFT..... 2M698  
(PART OF BODY ASSEM. 4M1249)
- 1-PLUNGER..... 7M4154
- 1-SPRING..... 7M4153
- 1-FLANGE..... 2M8498
- 1-LOCK..... 7H1861
- 2-BOLT..... 2B2695
- 2-LOCK..... 2A5328

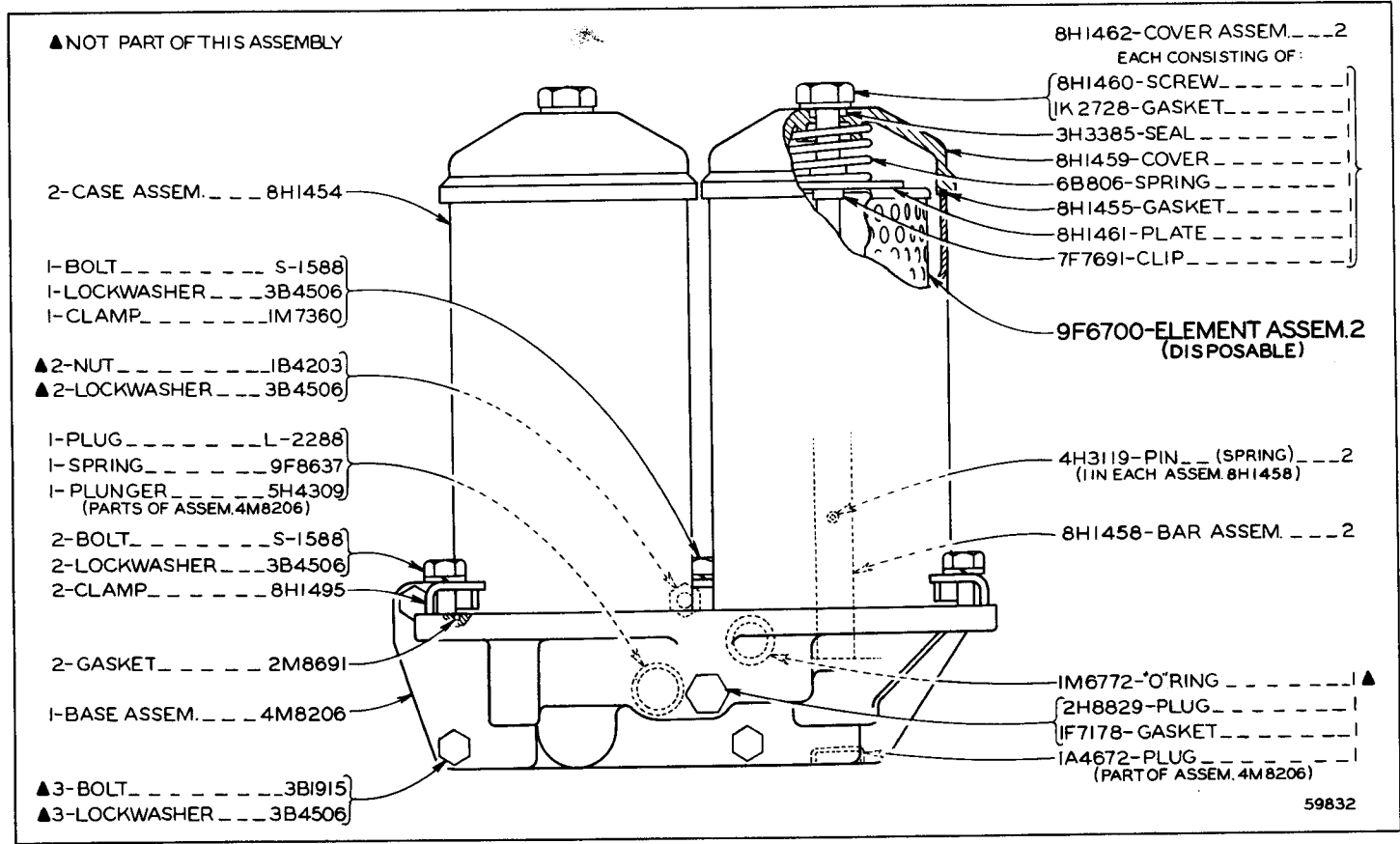
- 4M1398-GEAR ASSEM. (60T) 1
- 4M1397-BEARING..... 1  
(PART OF GEAR ASSEM. 4M1398)
- 8H9431-SHAFT..... 1
- IF1006-DOWEL..... 1
- IM7423-BEARING..... 1  
(PART OF BODY ASSEM. 4M1249)
- 1H1780-GEAR ASSEM. (10T) 1
- 4H5128-PIN (SPRING) 1
- 1H1777-BEARING..... 2  
(PART OF GEAR ASSEM. 1H1780)
- 3B8995-FITTING..... 1
- IF1344-NUT..... 1  
(PART OF FITTING 3B8995)
- 8H9440-GEAR (40T) 1
- IM2791-TUBE..... 1
- 3B8998-FITTING..... 1
- IF1344-NUT..... 1  
(PART OF FITTING 3B8998)

81051

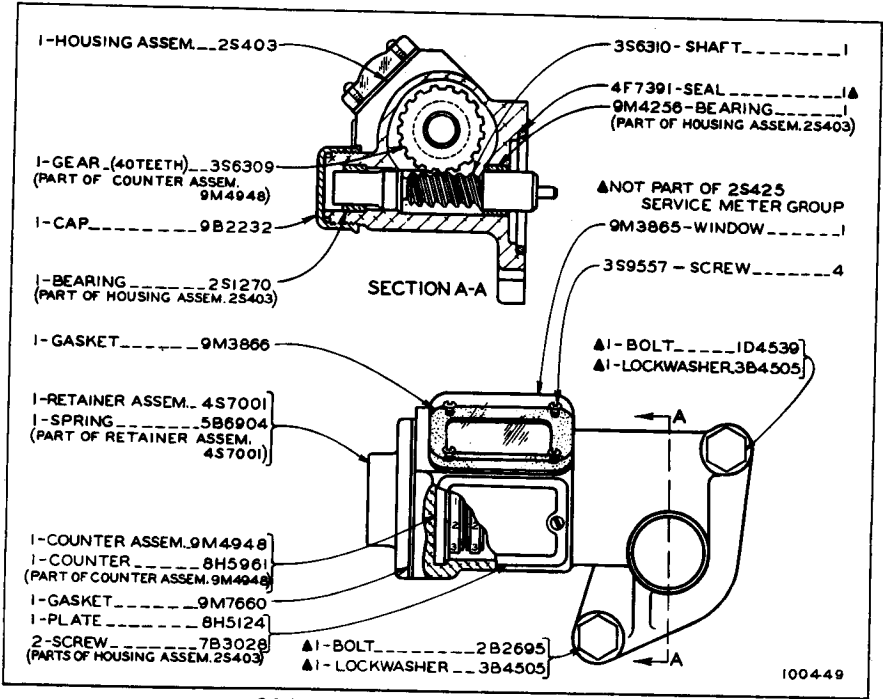
**2M832 OIL PUMP ASSEMBLY**  
 Effective with Serial No. 37A704  
 Part of Oil Pump shown on Page 32



2M832 OIL PUMP ASSEMBLY  
Part of 9H3708 Oil Pump Group



4M8207 OIL FILTER ASSEMBLY



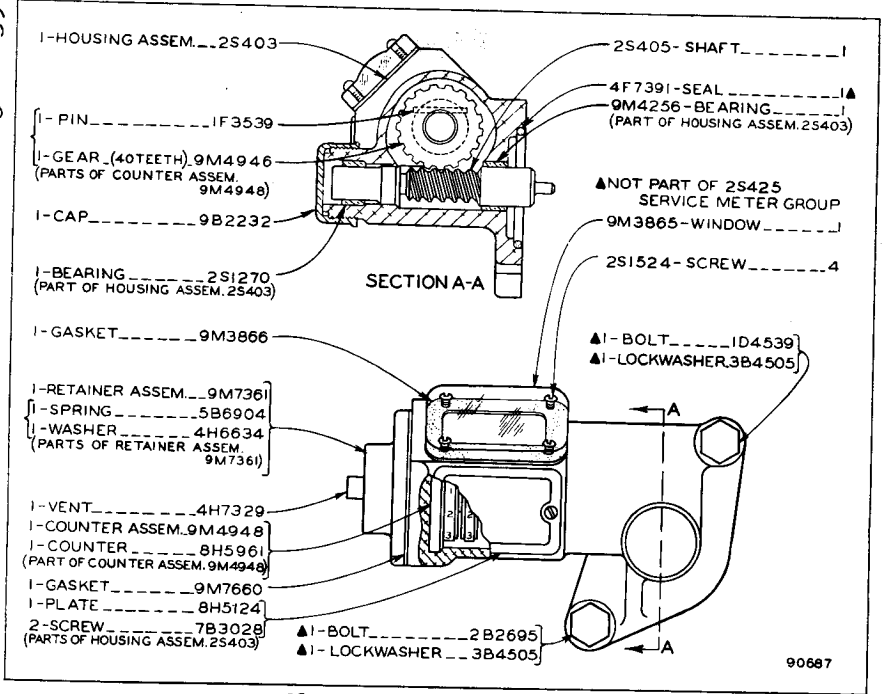
2S425 SERVICE METER GROUP  
EFFECTIVE WITH SERIAL No. 37A2323

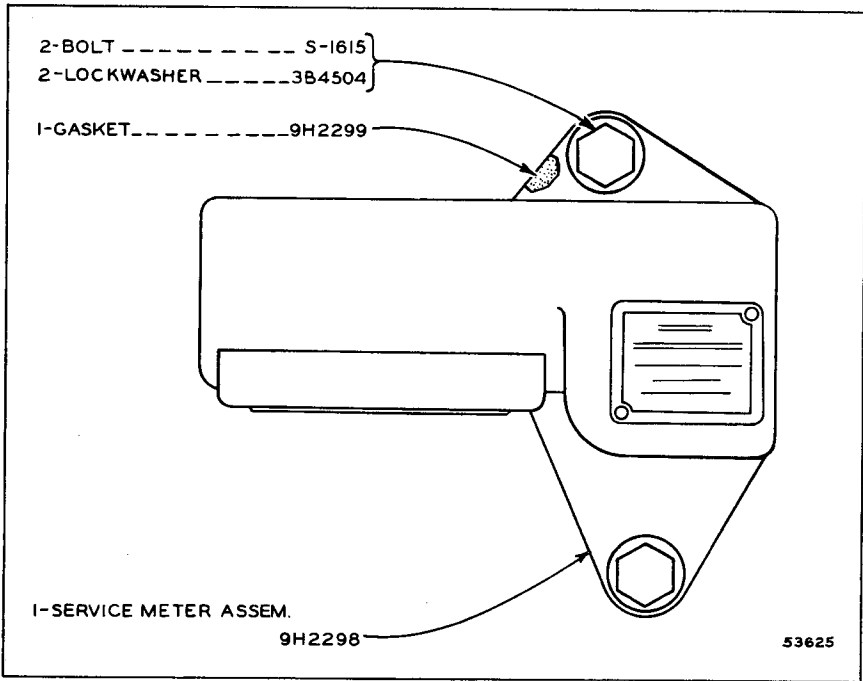
D6 TRACTOR - FORM UE033764 - BETWEEN PAGES 34 & 35

PRINTED IN U.S.A.

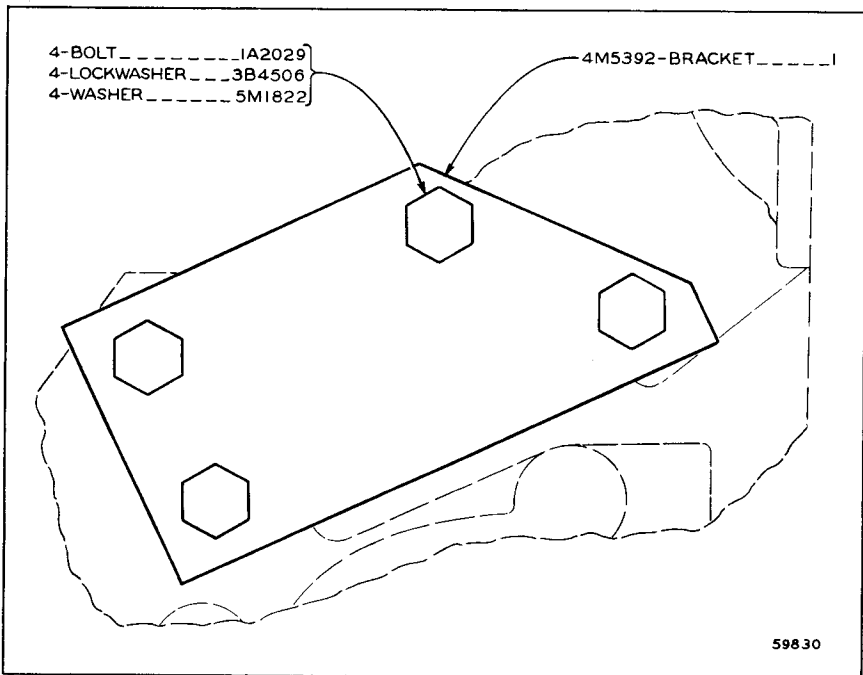


D6 IN U.S.A. D6 IN FACTORY 60 INCH GEAR GE -  
 FORM 33764 - INSERT BETWEEN PAGES 34 & 35



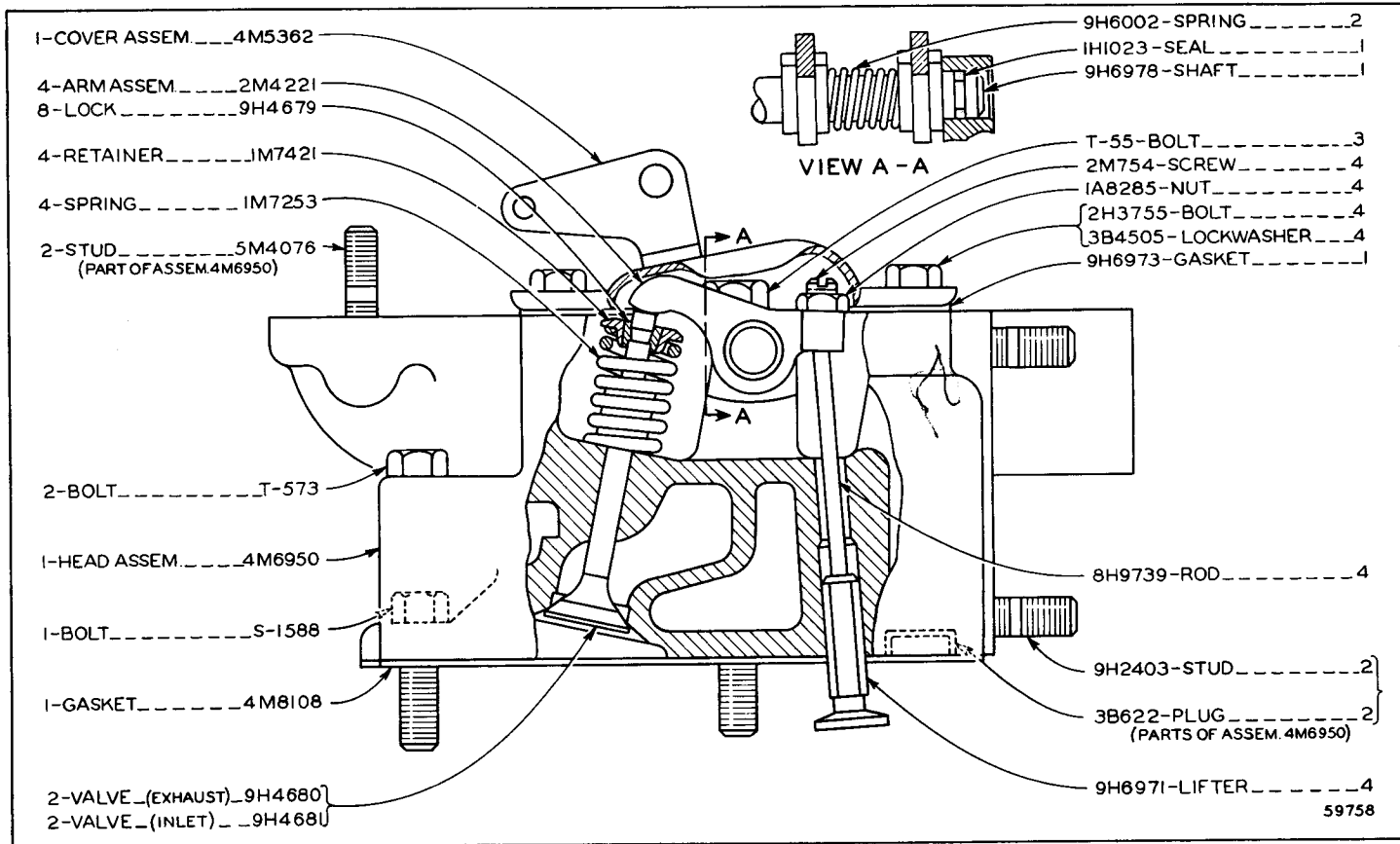


SERVICE METER

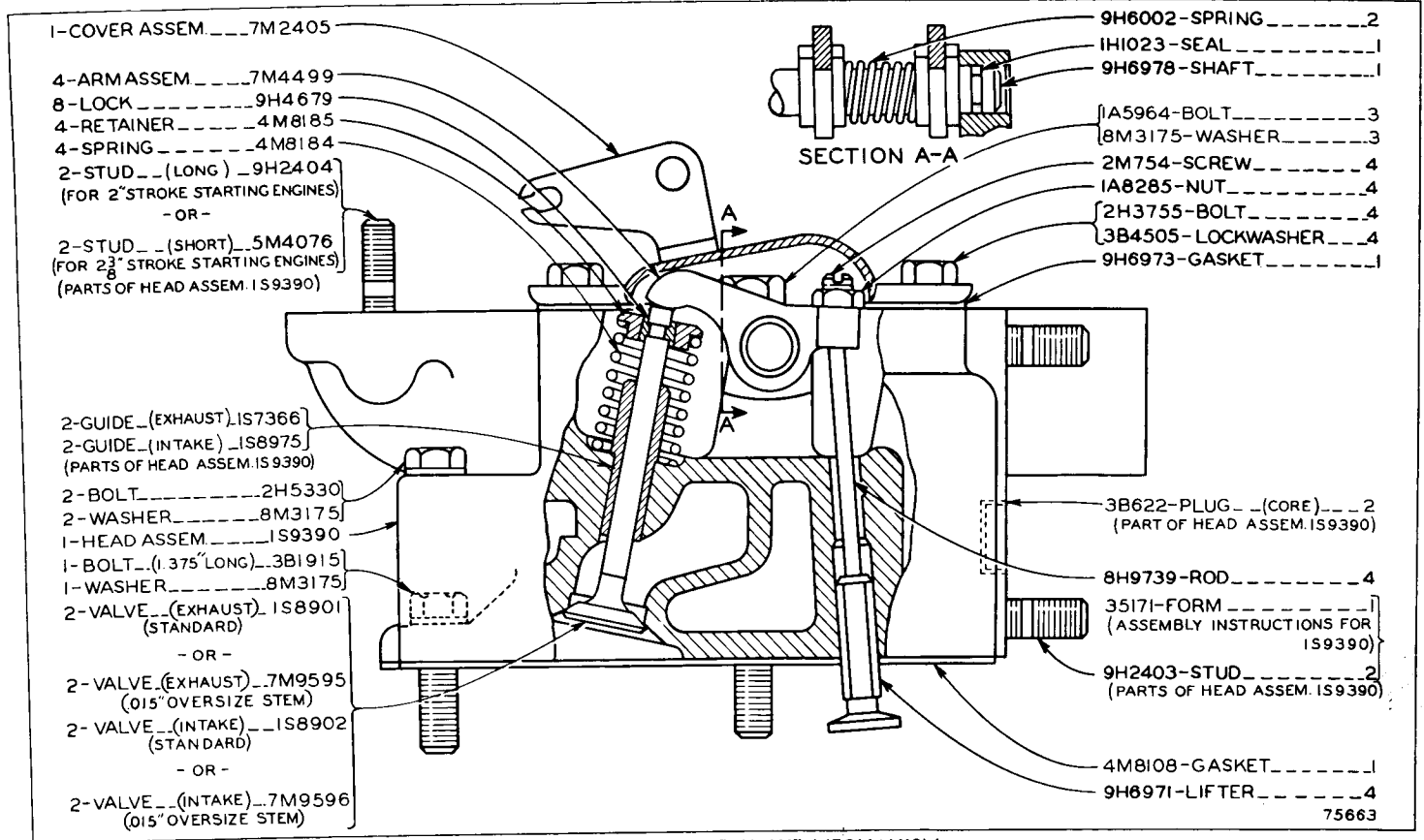


ENGINE SUPPORT

ONLY "CATERPILLAR" PARTS GIVE "CATERPILLAR" PERFORMANCE



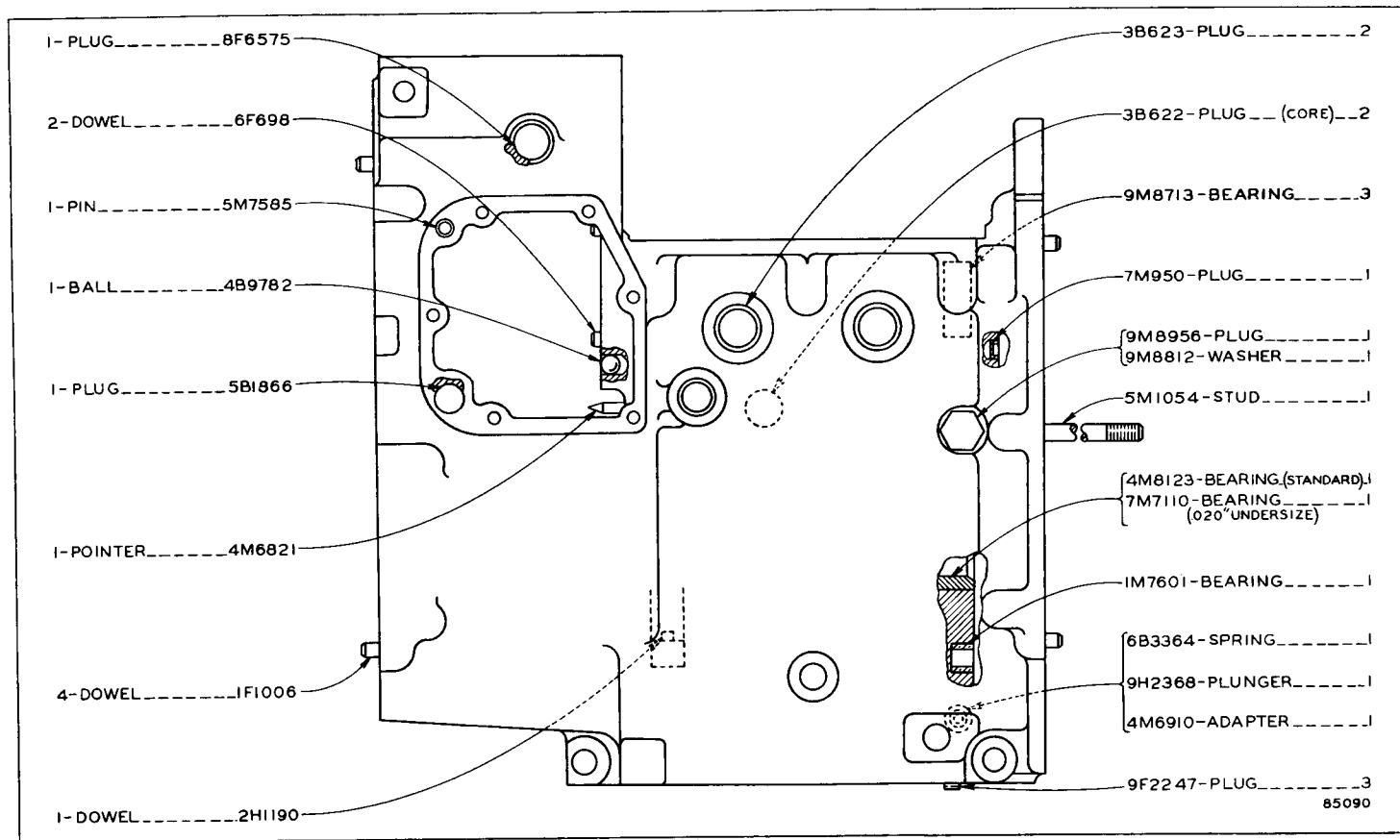
CYLINDER HEAD AND VALVE MECHANISM



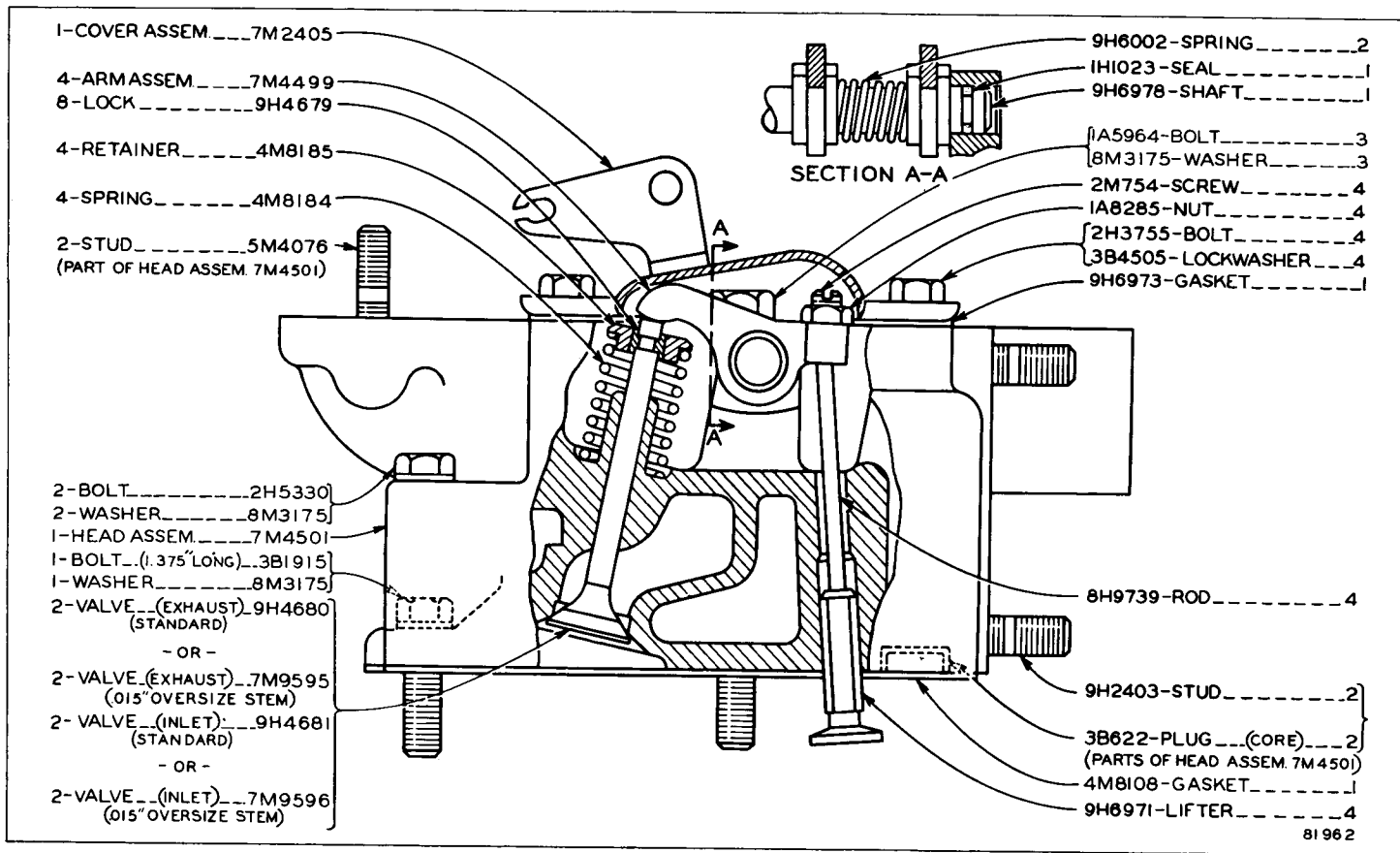
**CYLINDER HEAD AND VALVE MECHANISM**

Effective with Serial No. 37A1572—Up and Starting Engine Block No. E8938—Up  
 Note: 4M6017 Starting Engine Gasket Kit is available

75663

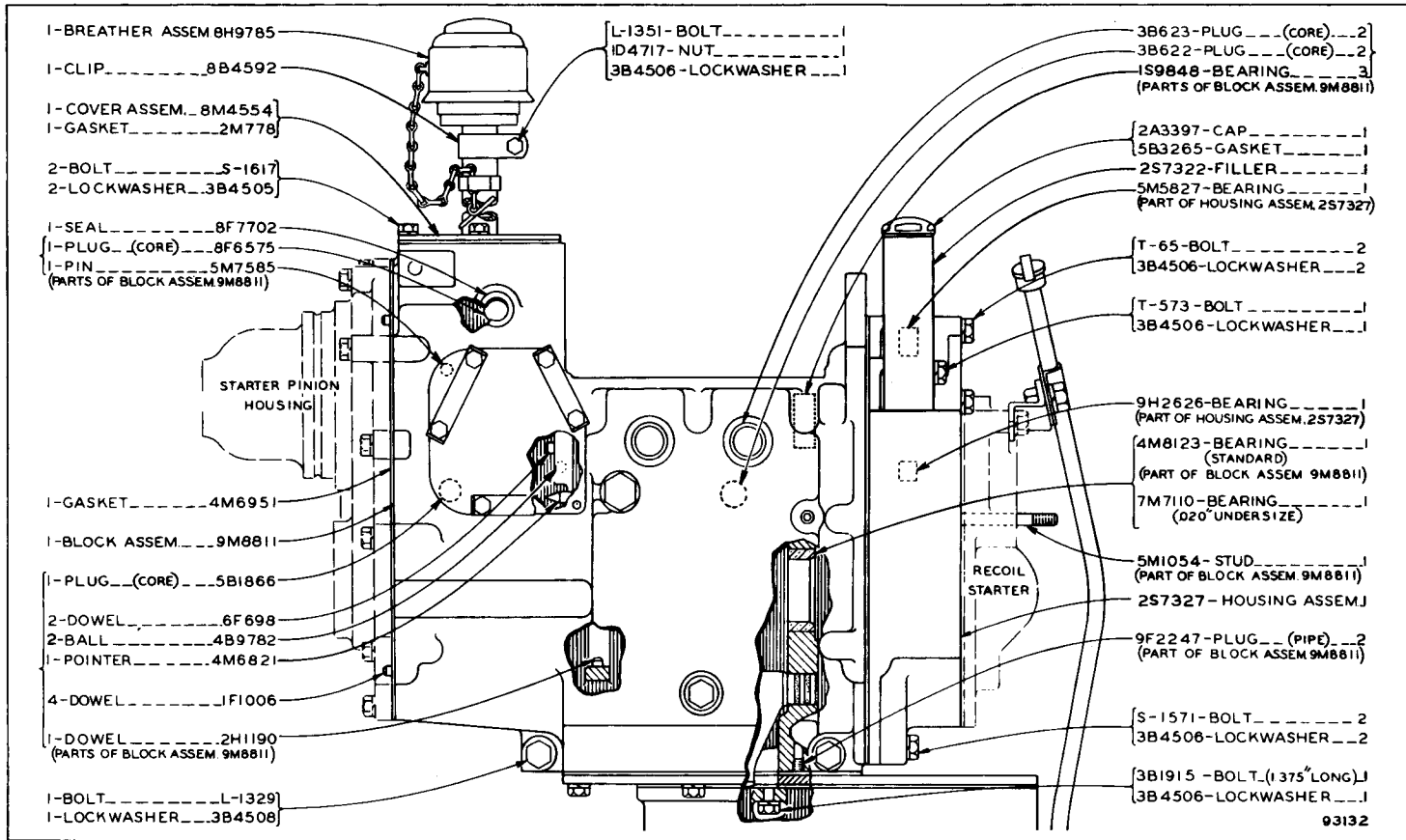


**1S2094 CYLINDER BLOCK ASSEMBLY—Field Installation**  
 Serial No. 37A1 to 37A772 inclusive  
 For field replacement of 4M9301 Cylinder Block Assembly



CYLINDER HEAD AND VALVE MECHANISM  
Effective with Serial No. 37A766

D6 TRACTOR - FORM 33764 - BETWEEN PAGES 36 & 37



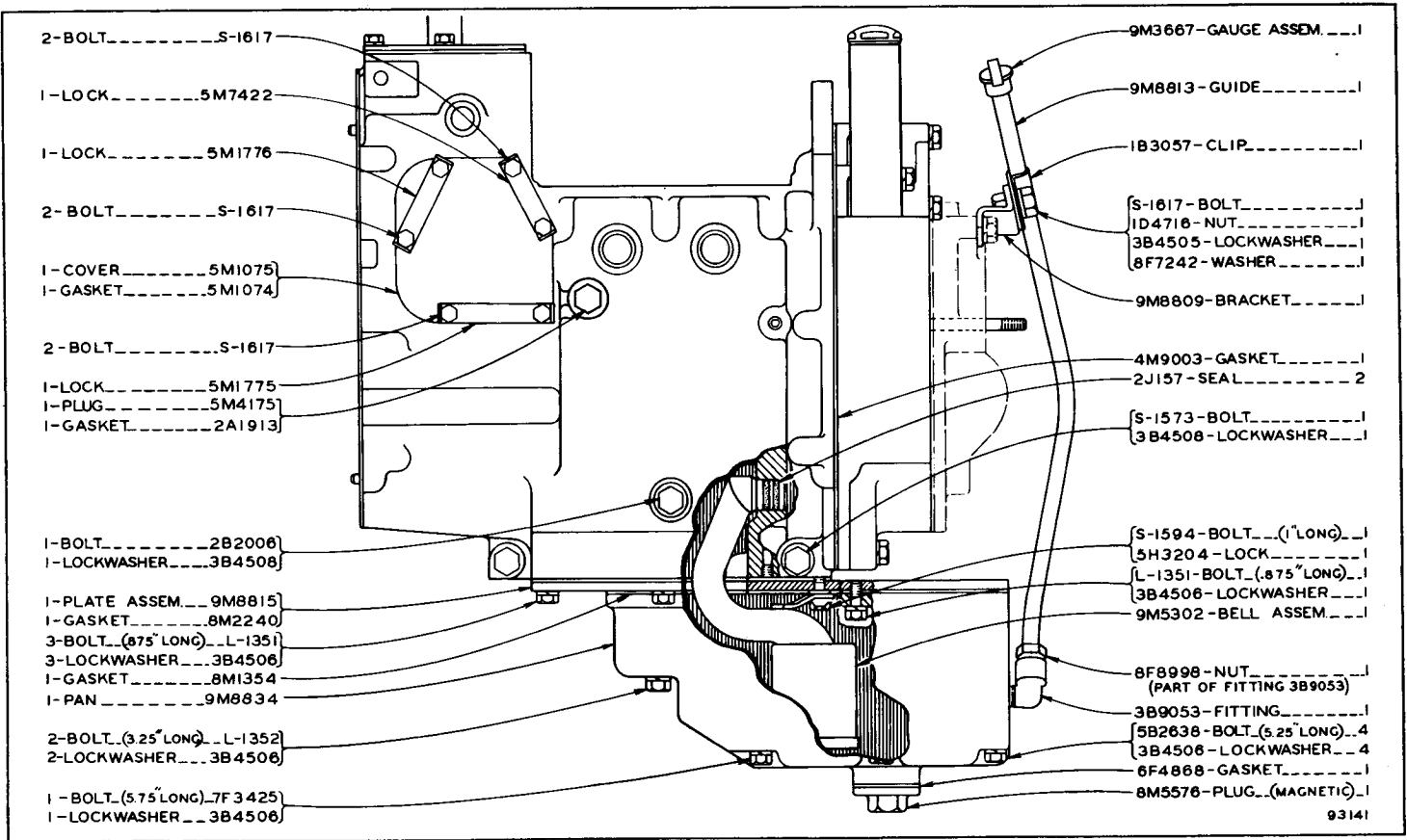
CYLINDER BLOCK AND COVERS—Part One—Second Type

Effective with Serial No. 37A1268—Up and Starting Engine Block No. E5189—Up

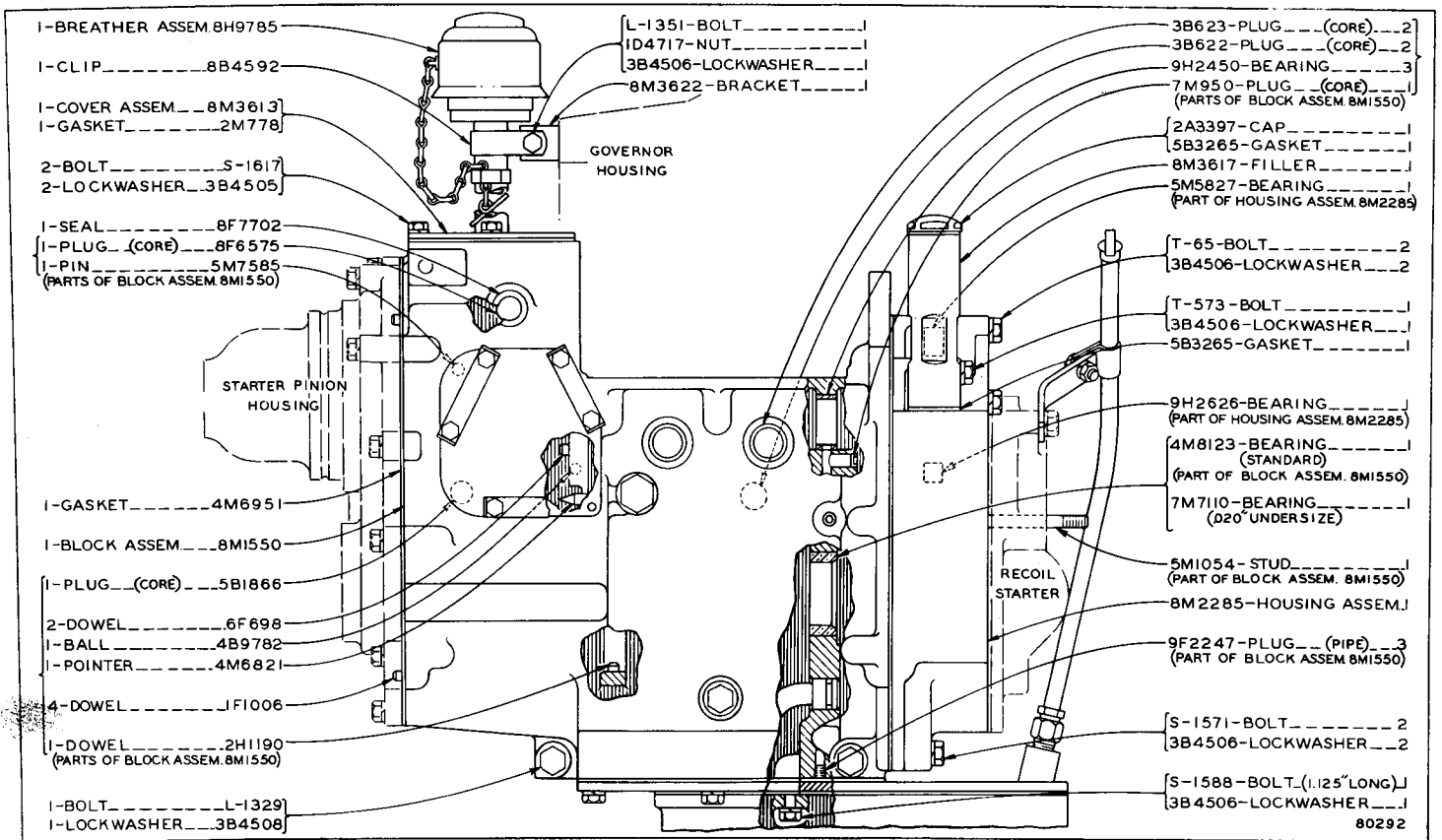
Note: 4M6017 Starting Engine Gasket Kit is available. Additional parts are shown on reverse side

Effective with Serial No. 37A1269—Up and Starting Engine Block No. E5189—Up

CYLINDER BLOCK AND COVERS—Part Two—Second Type







- 1-BREATHER ASSEM. 8H9785
- 1-CLIP.....8B4592
- 1-COVER ASSEM.....8M3613
- 1-GASKET.....2M778
- 2-BOLT.....S-1617
- 2-LOCKWASHER.....3B4505
- 1-SEAL.....8F7702
- 1-PLUG\_(CORE).....8F6575
- 1-PIN.....5M7585  
(PARTS OF BLOCK ASSEM. 8M1550)
- 1-GASKET.....4M6951
- 1-BLOCK ASSEM.....8M1550
- 1-PLUG\_(CORE).....5B1866
- 2-DOWEL.....6F698
- 1-BALL.....4B9782
- 1-POINTER.....4M6821
- 4-DOWEL.....JF1006
- 1-DOWEL.....2H1190  
(PARTS OF BLOCK ASSEM. 8M1550)
- 1-BOLT.....L-1329
- 1-LOCKWASHER.....3B4508

- L-1351-BOLT.....J
- D4717-NUT.....J
- 3B4506-LOCKWASHER.....J
- 8M3622-BRACKET.....J

- 3B623-PLUG.....(CORE).....2
- 3B622-PLUG.....(CORE).....2
- 9H2450-BEARING.....3
- 7M950-PLUG.....(CORE).....2  
(PARTS OF BLOCK ASSEM. 8M1550)
- 2A3397-CAP.....J
- 5B3265-GASKET.....J
- 8M3617-FILLER.....J
- 5M5827-BEARING.....J  
(PART OF HOUSING ASSEM. 8M2285)
- T-65-BOLT.....2
- 3B4506-LOCKWASHER.....2
- T-573-BOLT.....J
- 3B4506-LOCKWASHER.....J
- 5B3265-GASKET.....J
- 9H2626-BEARING.....J  
(PART OF HOUSING ASSEM. 8M2285)
- 4M8123-BEARING.....J  
(STANDARD)  
(PART OF BLOCK ASSEM. 8M1550)
- 7M7110-BEARING.....J  
(.020" UNDERSIZE)
- 5M1054-STUD.....J  
(PART OF BLOCK ASSEM. 8M1550)
- 8M2285-HOUSING ASSEM.....J
- 9F2247-PLUG.....(PIPE).....3  
(PART OF BLOCK ASSEM. 8M1550)
- S-1571-BOLT.....2
- 3B4506-LOCKWASHER.....2
- S-1588-BOLT.....(1.125" LONG).....J
- 3B4506-LOCKWASHER.....J

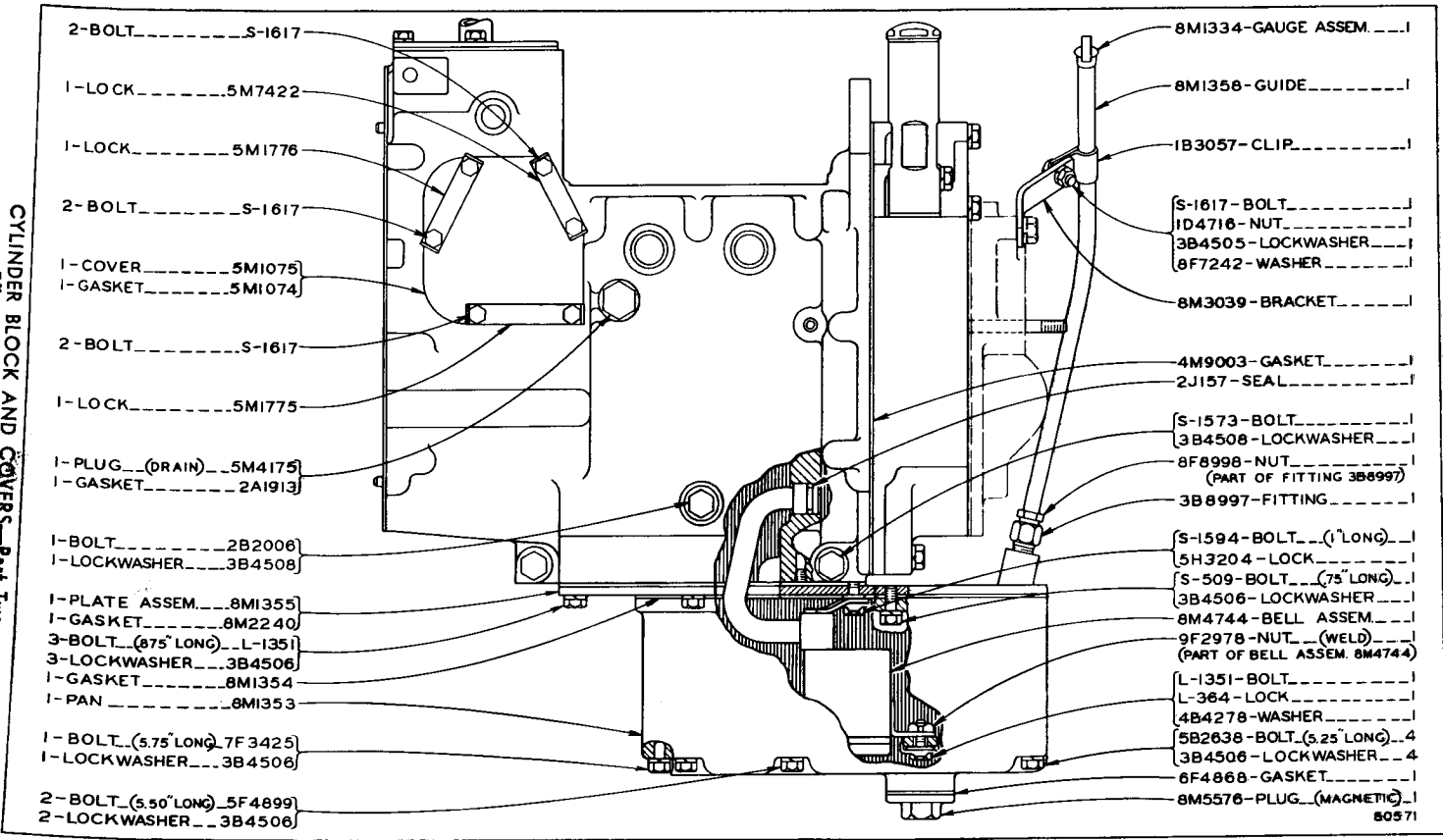
CYLINDER BLOCK AND COVERS—Part One

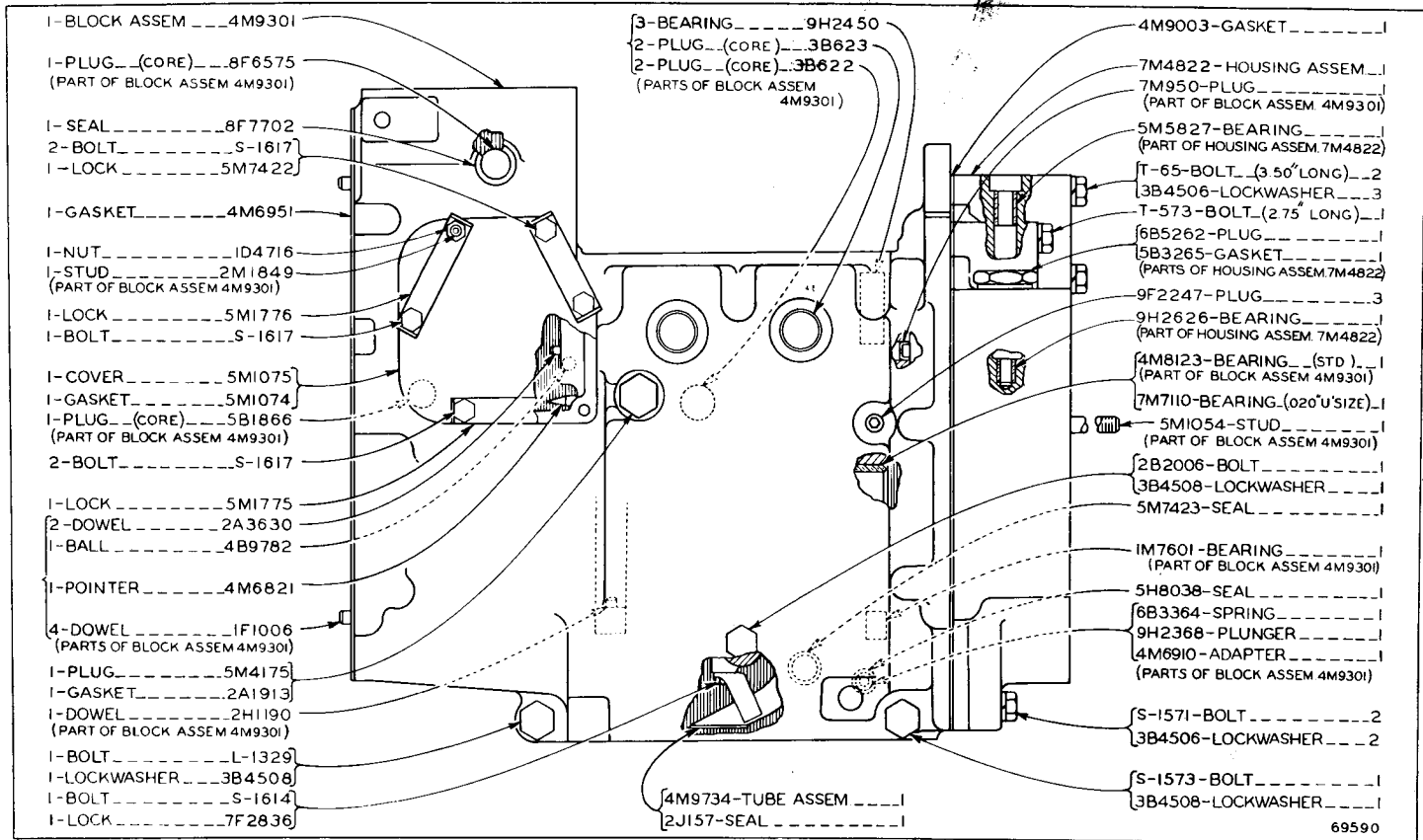
Effective with Serial No. 37A773

Note: 4M6017 Starting Engine Gasket Kit is available. Additional parts are shown on reverse side of this insert

80292

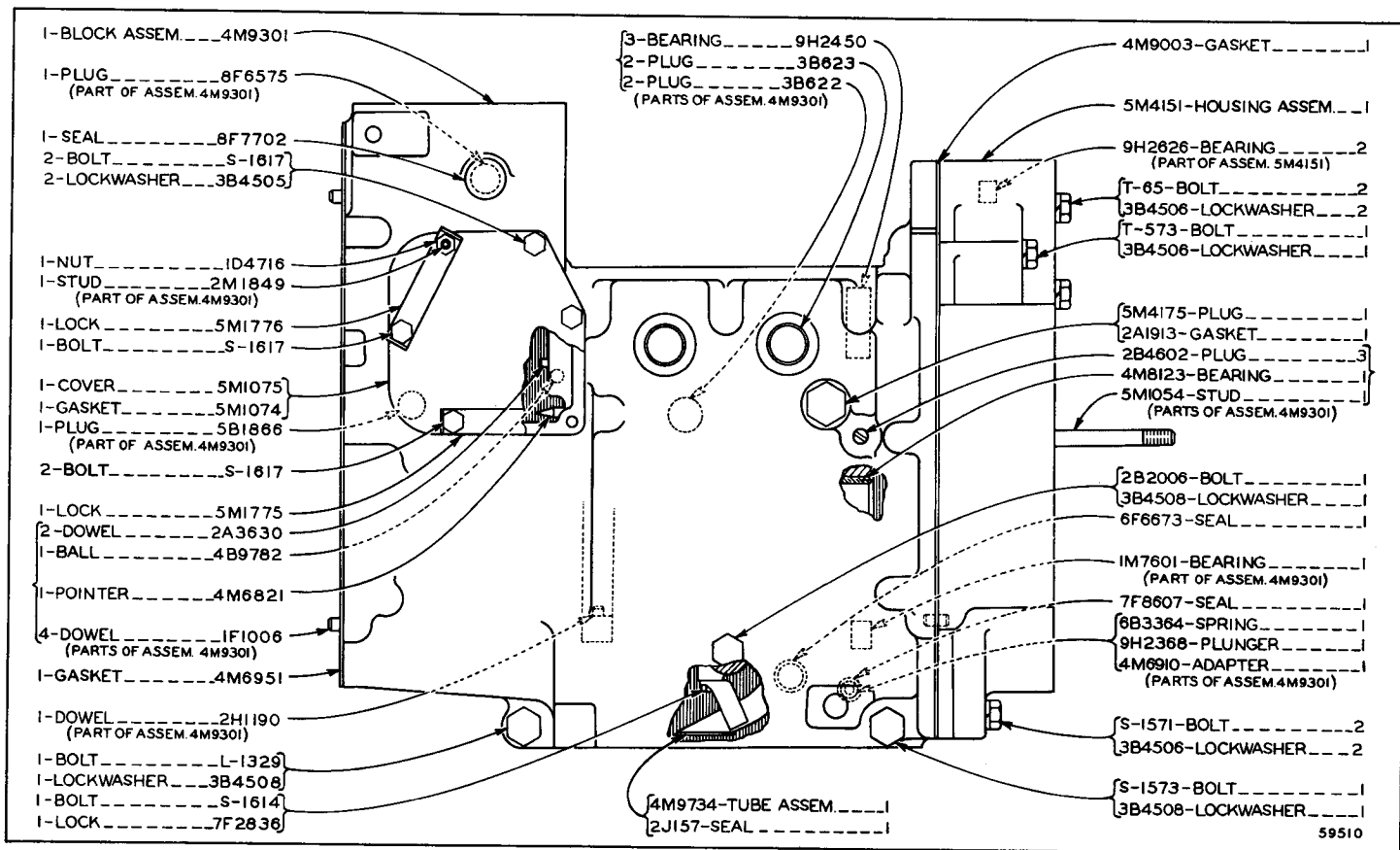
CYLINDER BLOCK AND COVERS—Part Two  
 Effective with Serial No. 37A173



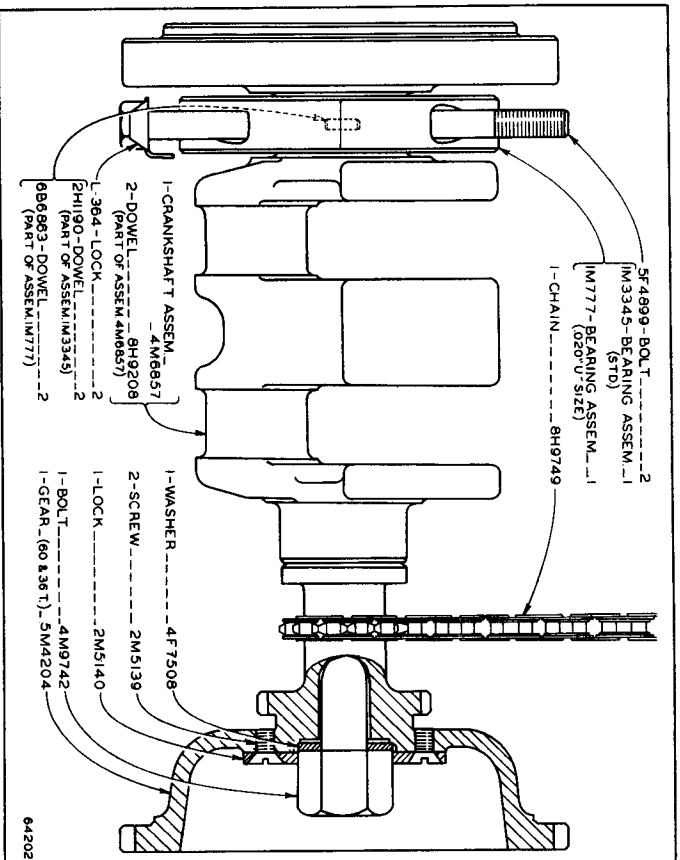


69590

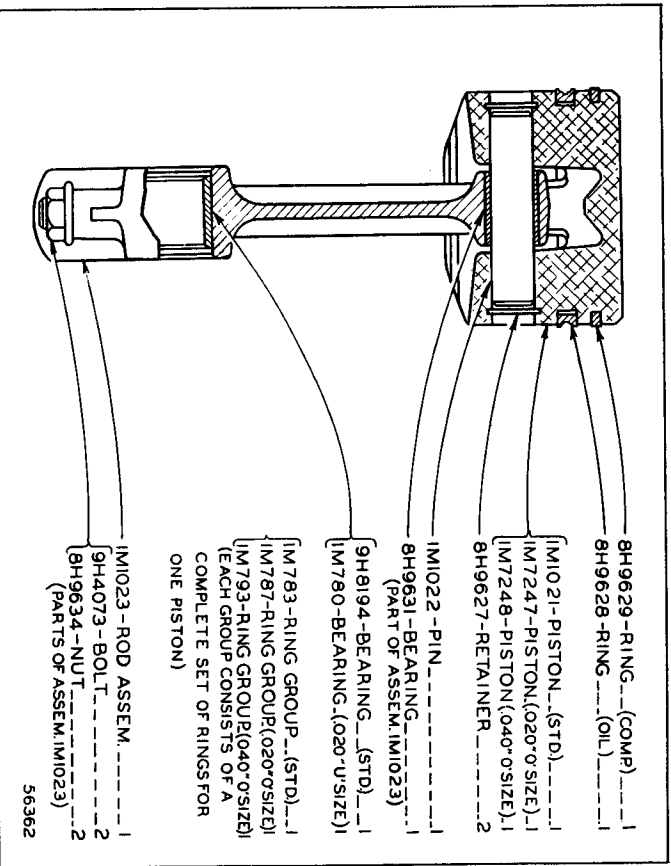
**CYLINDER BLOCK AND COVERS**  
 Serial No. 37A649 to 37A772 inclusive  
 Note: 4M6017 Starting Engine Gasket Kit is available



CYLINDER BLOCK AND COVERS



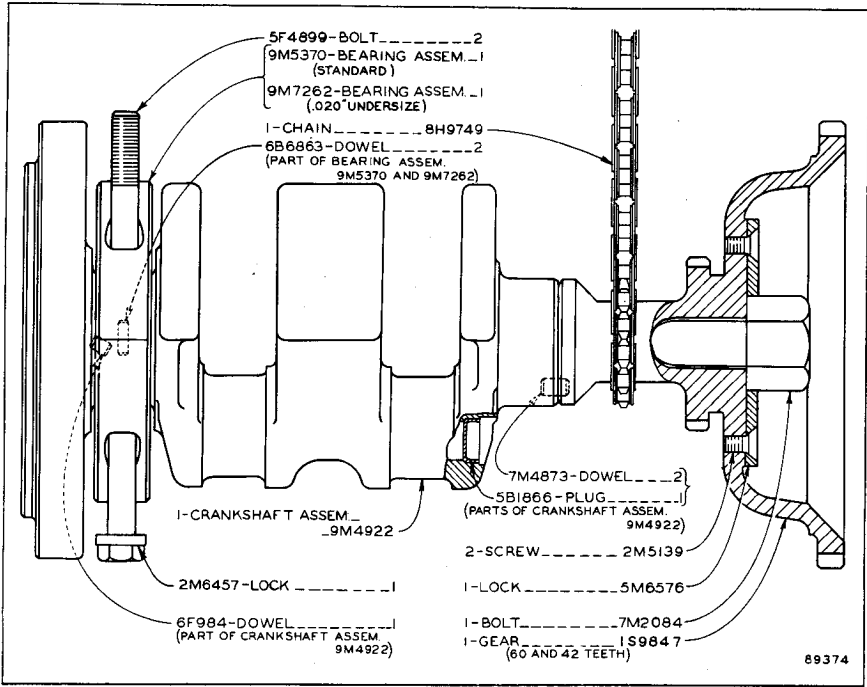
## CRANKSHAFT



CONNECTING ROD AND PISTON—2 Required

ALWAYS GIVE SERIAL NUMBER WHEN ORDERING PARTS

D6 TRACTOR—60 INCH GAUGE—FORM 33764—  
INSERT BETWEEN PAGES 38 & 39



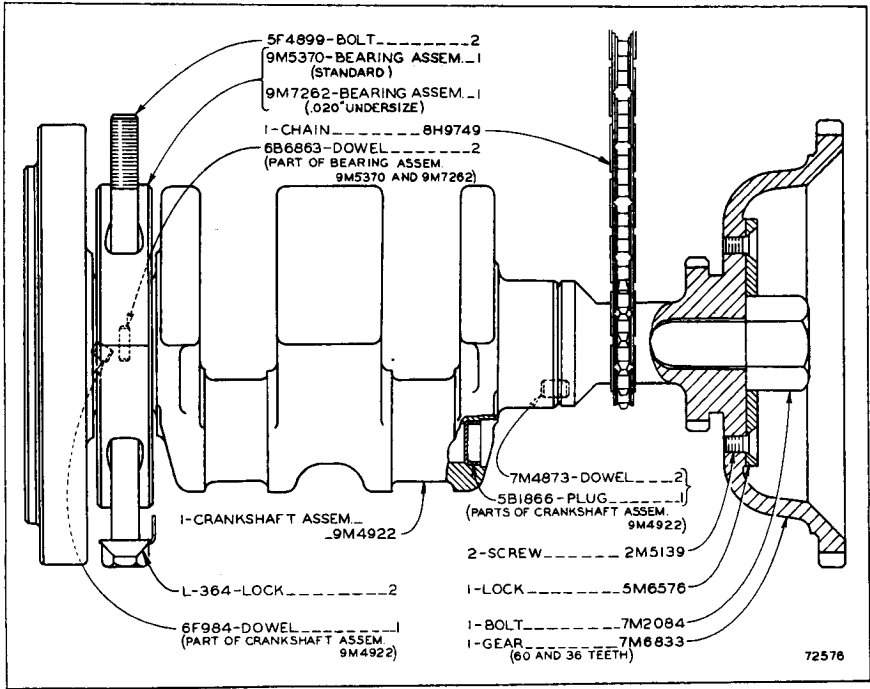
89374

**CRANKSHAFT**

Effective with Serial No. 37A1533—Up and Starting Engine Block No. E8542—Up

PRINTED IN U.S.A.

D6 TRACTOR—60 INCH GAUGE—FORM 33764—  
INSERT BETWEEN PAGES 38 & 39

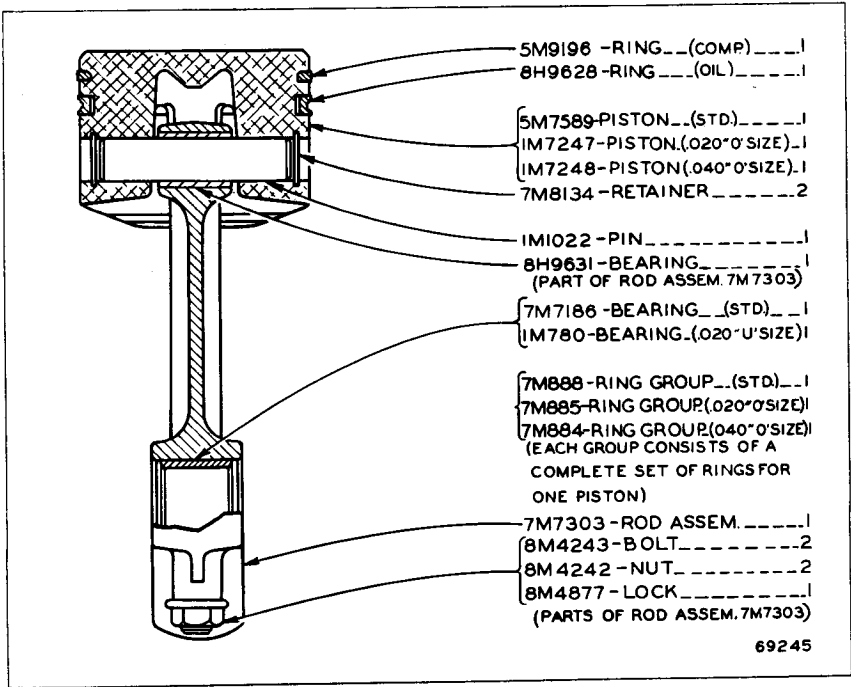


**CRANKSHAFT**

Effective with Serial No. 37A1302—Up and Starting Engine Block No. E5684—Up

PRINTED IN U. S. A.

D6 TRACTOR—60 INCH GAUGE—FORM 33764—  
INSERT BETWEEN PAGES 38 & 39

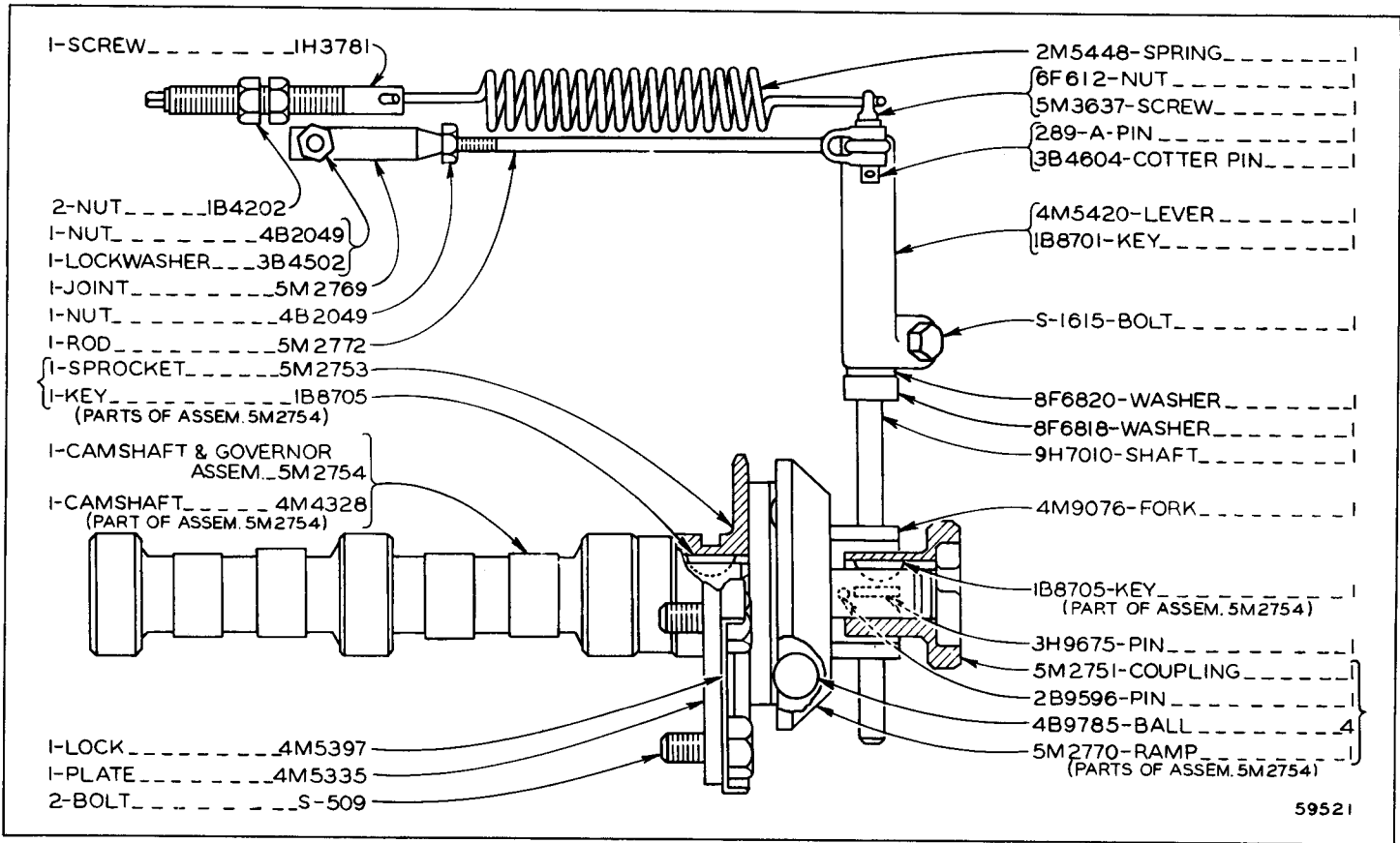


69245

CONNECTING ROD AND PISTON—2 Required  
 Effective with Serial No. 37A649

PRINTED IN U.S.A.

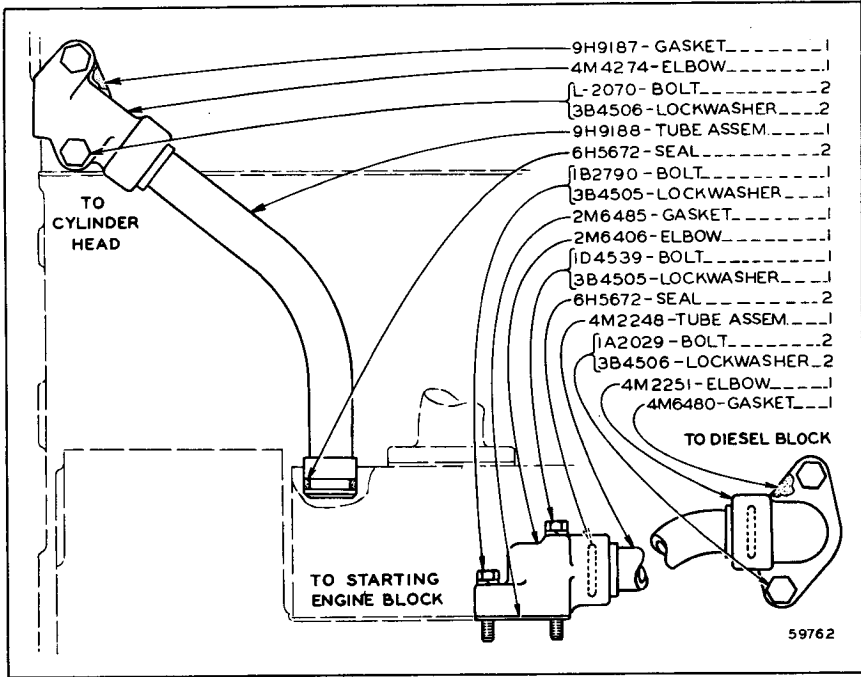




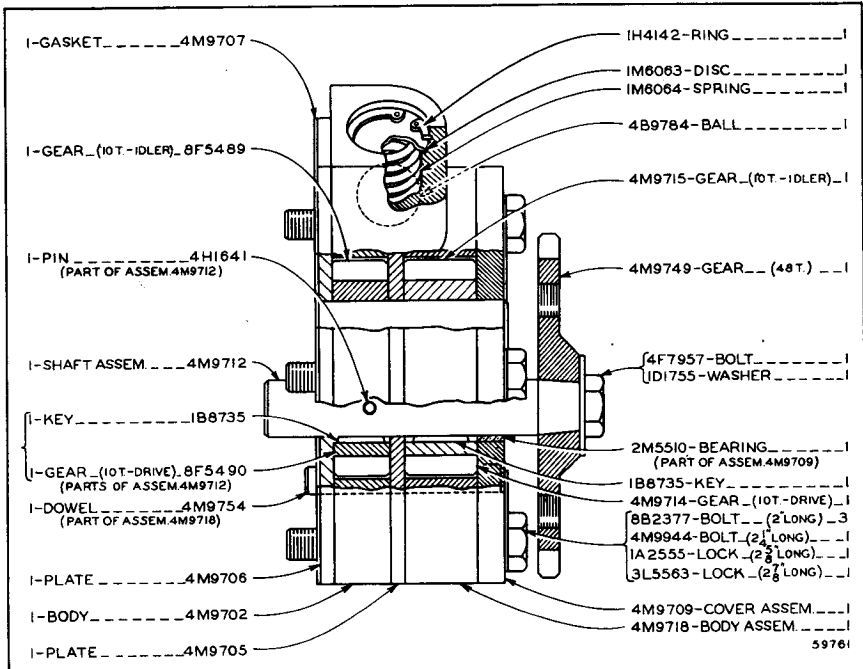
CAMSHAFT AND GOVERNOR

59521

"CATERPILLAR" D6 TRACTOR



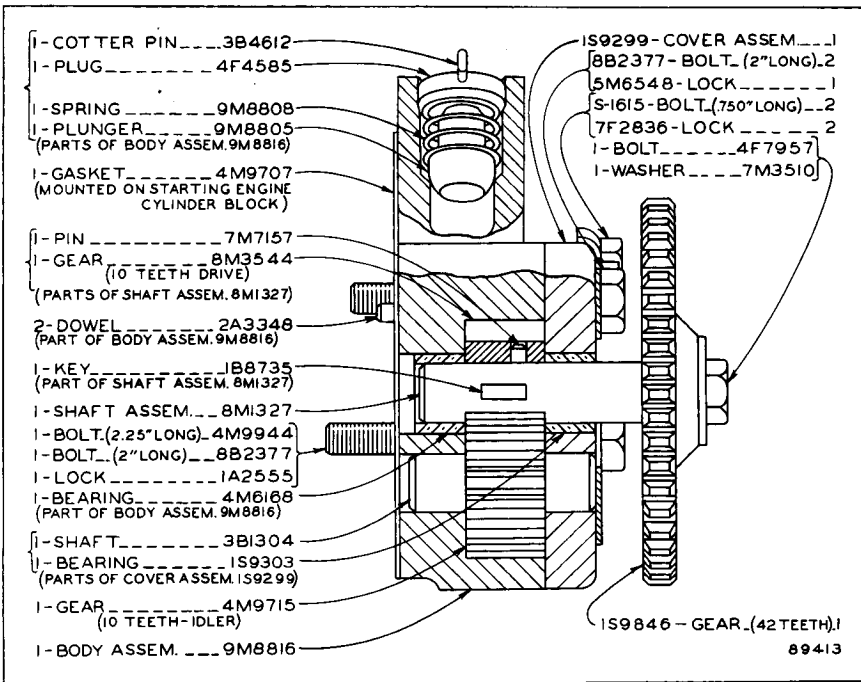
9H3667 WATER LINE GROUP



9H3665 OIL PUMP GROUP

ALWAYS GIVE SERIAL NUMBER WHEN ORDERING PARTS

D6 TRACTOR—60 INCH GAUGE—FORM 33764—  
INSERT BETWEEN PAGES 40 & 41

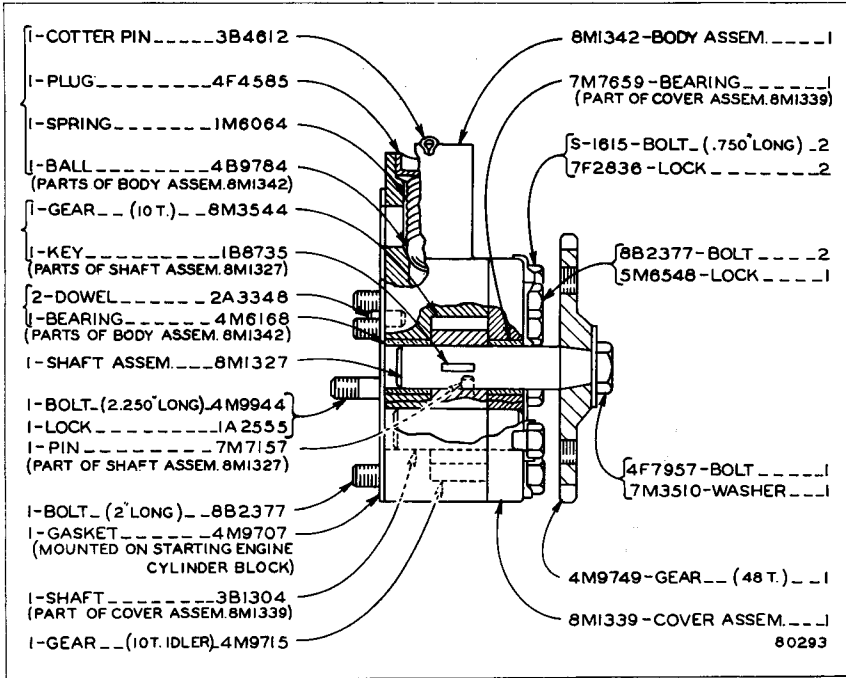


**2S132 OIL PUMP GROUP**

Effective with Serial No. 37A1533—Up and Starting Engine Block No. E8542—Up

PRINTED IN U.S.A.

D6 TRACTOR—60 INCH GAUGE—FORM 33764—  
 INSERT BETWEEN PAGES 40 & 41

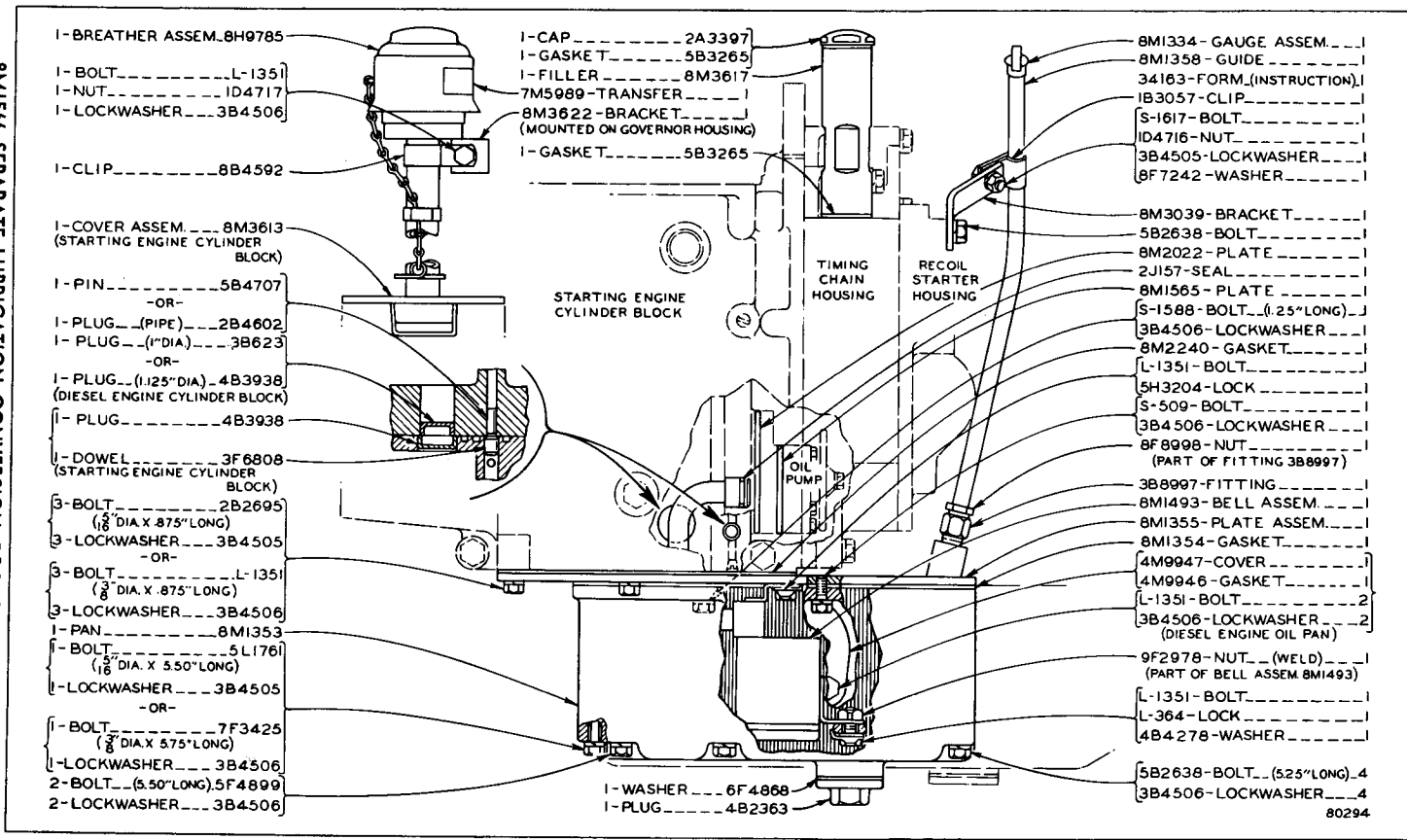


**8M1525 OIL PUMP GROUP**  
 Effective with Serial No. 37A773

PRINTED IN U.S.A.

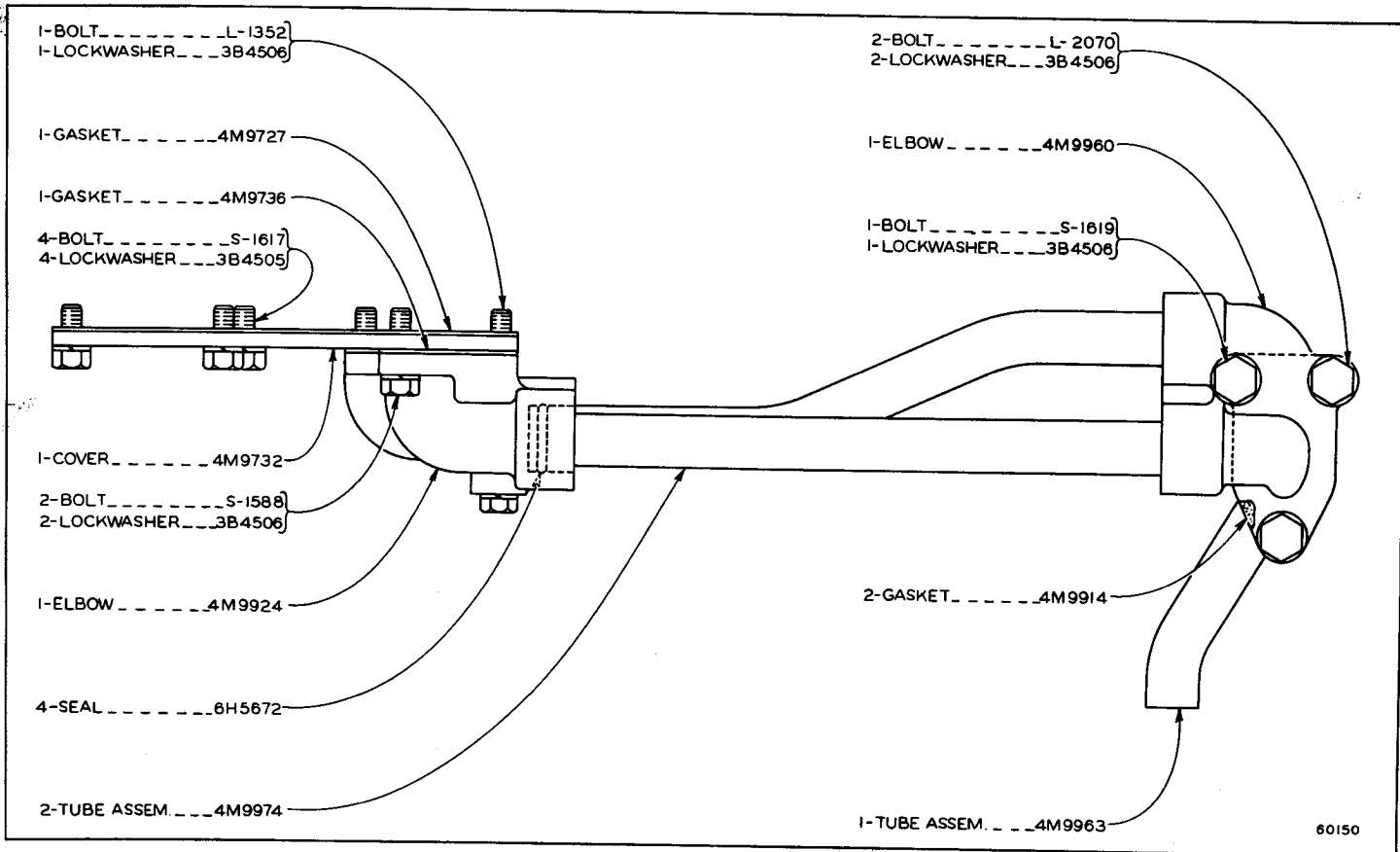
**8M1566 SEPARATE LUBRICATION CONVERSION GROUP—Field Installation**

Serial No. 37A1 to 37A772 inclusive  
 For converting from common to separate Lubrication Oil System



80294

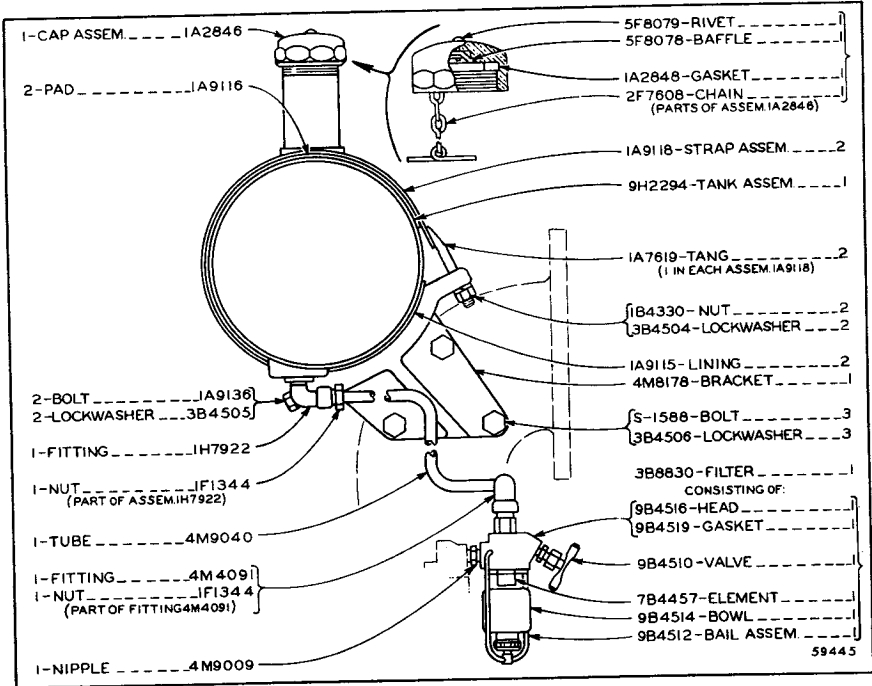
ONLY "CATERPILLAR" PARTS GIVE "CATERPILLAR" PERFORMANCE



IM3486 OIL LINE GROUP

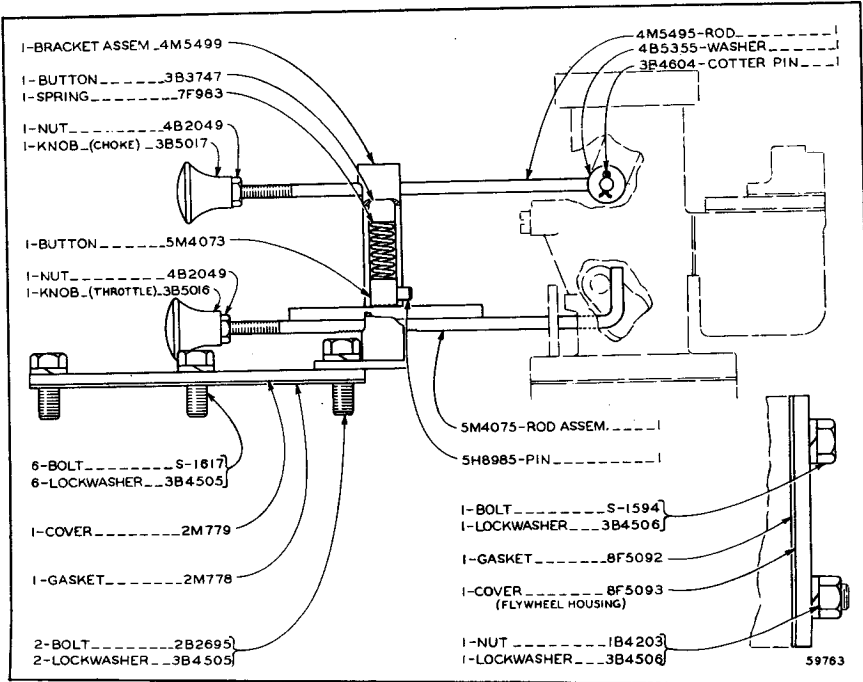
STARTING ENGINE

"CATERPILLAR" D6 TRACTOR



FUEL SYSTEM

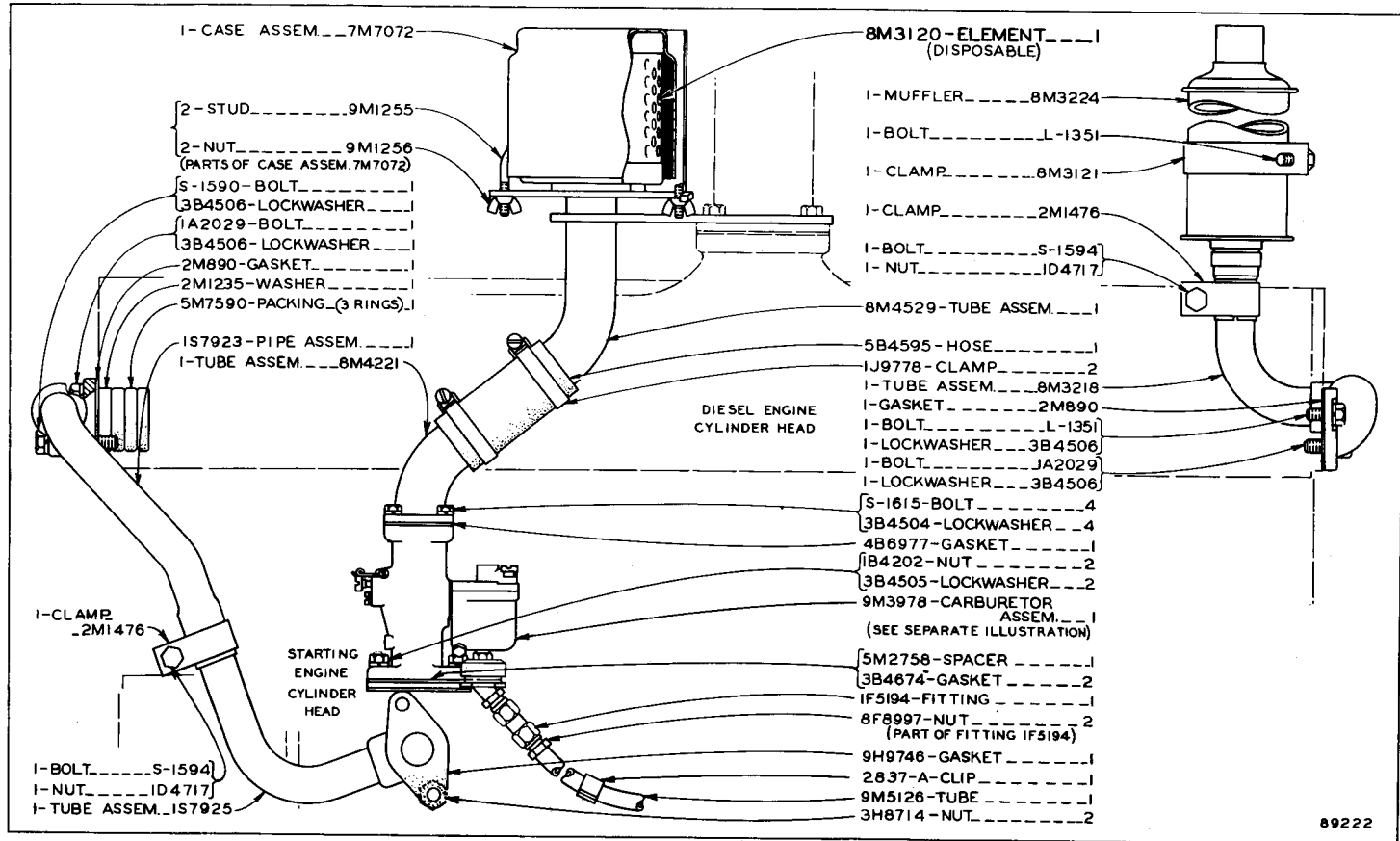
Refer also to Page 123 for special parts



CHOKE AND THROTTLE CONTROL

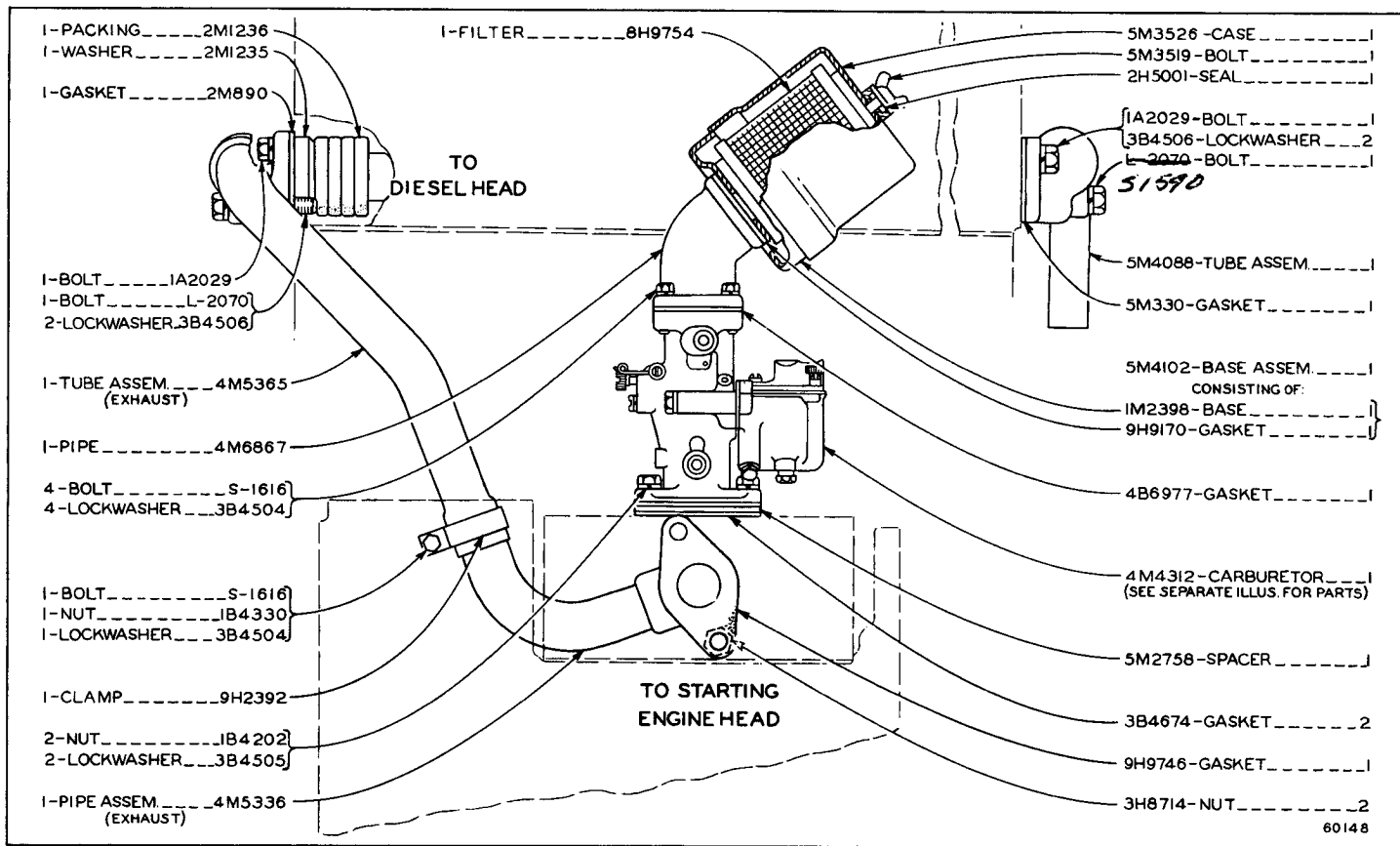
Refer also to Pages 123 and 124 for special parts

ALWAYS GIVE SERIAL NUMBER WHEN ORDERING PARTS



**8M4456 MANIFOLD, CARBURETOR AND AIR CLEANER GROUP**  
 Effective with Serial No. 37A1497—Up and Starting Engine Block No. E8072—Up  
 9M3978 Carburetor Assembly parts are shown on insert between Pages 42 and 43





1-PACKING .....2MI236  
1-WASHER .....2MI235

1-GASKET .....2M890

1-BOLT .....1A2029  
1-BOLT .....L-2070  
2-LOCKWASHER\_3B4506

1-TUBE ASSEM. ....4M5365  
(EXHAUST)

1-PIPE .....4M6867

4-BOLT .....S-1616  
4-LOCKWASHER\_3B4504

1-BOLT .....S-1616  
1-NUT .....IB4330  
1-LOCKWASHER\_3B4504

1-CLAMP .....9H2392

2-NUT .....IB4202  
2-LOCKWASHER\_3B4505

1-PIPE ASSEM. ....4M5336  
(EXHAUST)

1-FILTER .....8H9754

5M3526 -CASE .....1  
5M3519 -BOLT .....1  
2H5001-SEAL .....1

1A2029-BOLT .....1  
3B4506-LOCKWASHER .....2  
L-2070-BOLT .....1

5M4088-TUBE ASSEM. ....1

5M330-GASKET .....1

5M4102-BASE ASSEM. ....1  
CONSISTING OF:  
1M2398 -BASE .....1  
9H9170-GASKET .....1

4B6977-GASKET .....1

4M4312-CARBURETOR .....1  
(SEE SEPARATE ILLUS. FOR PARTS)

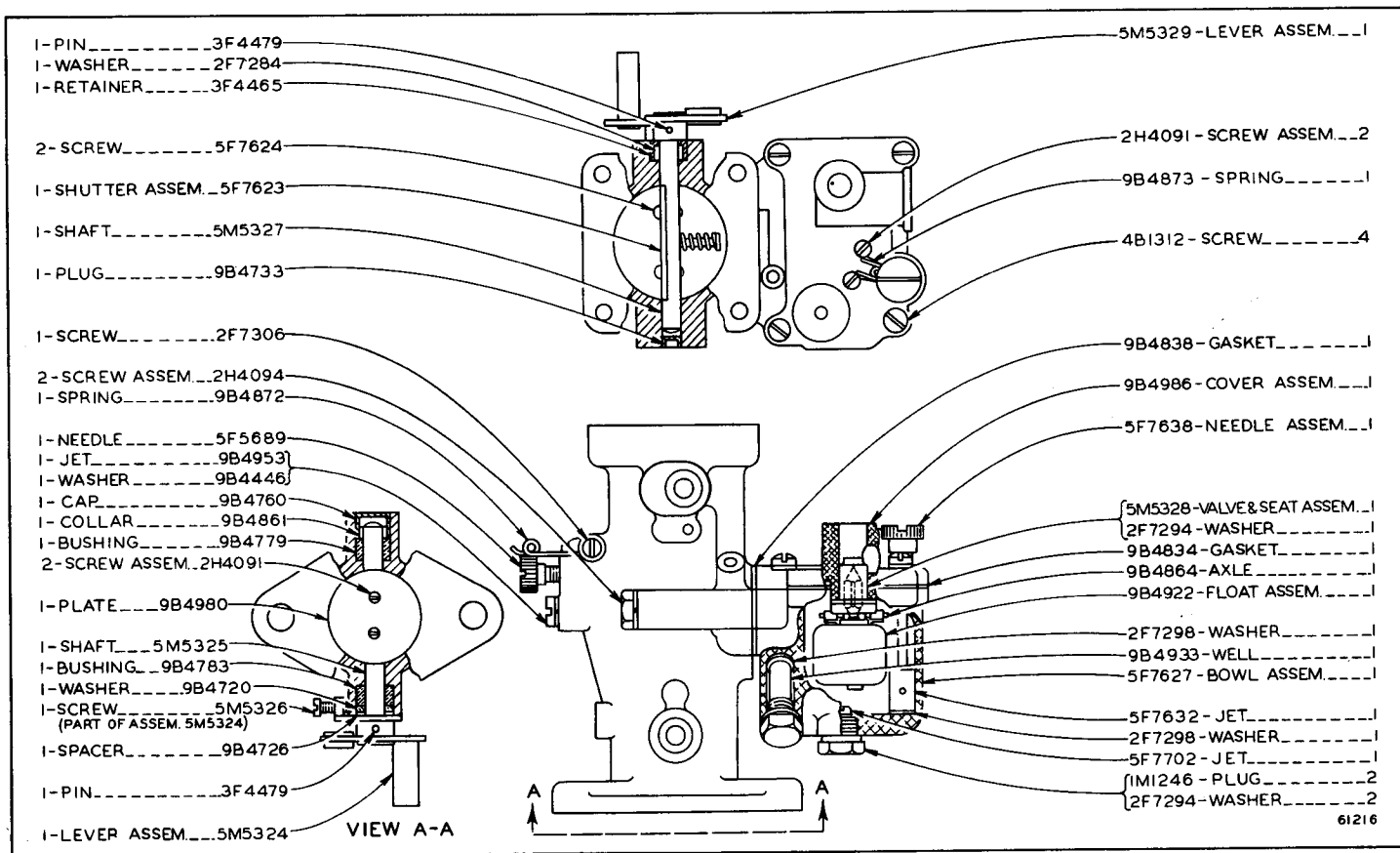
5M2758-SPACER .....1

3B4674-GASKET .....2

9H9746-GASKET .....1

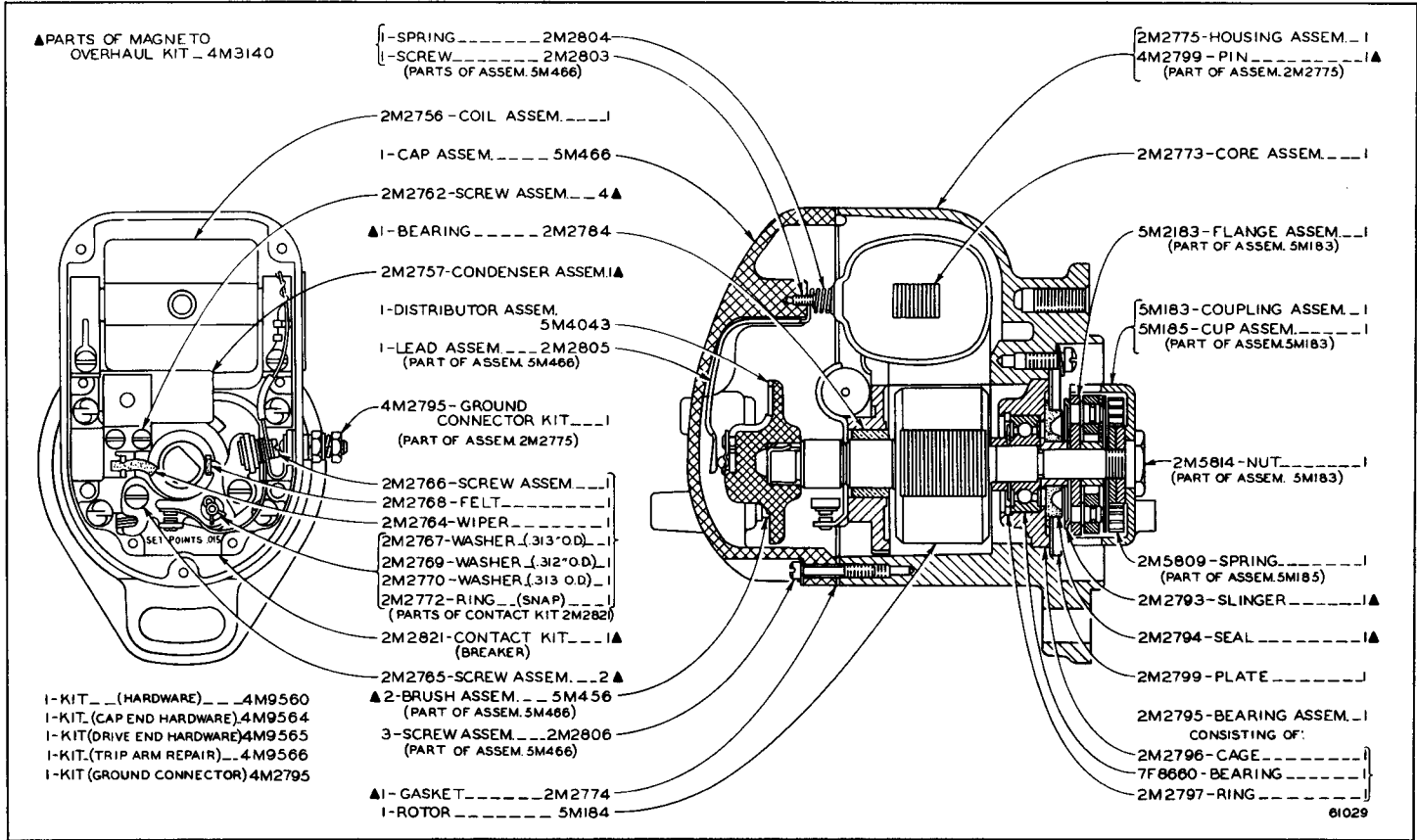
3H8714-NUT .....2

9H3687 MANIFOLD, CARBURETOR AND AIR CLEANER GROUP  
4M4312 Carburetor parts are shown on Page 44



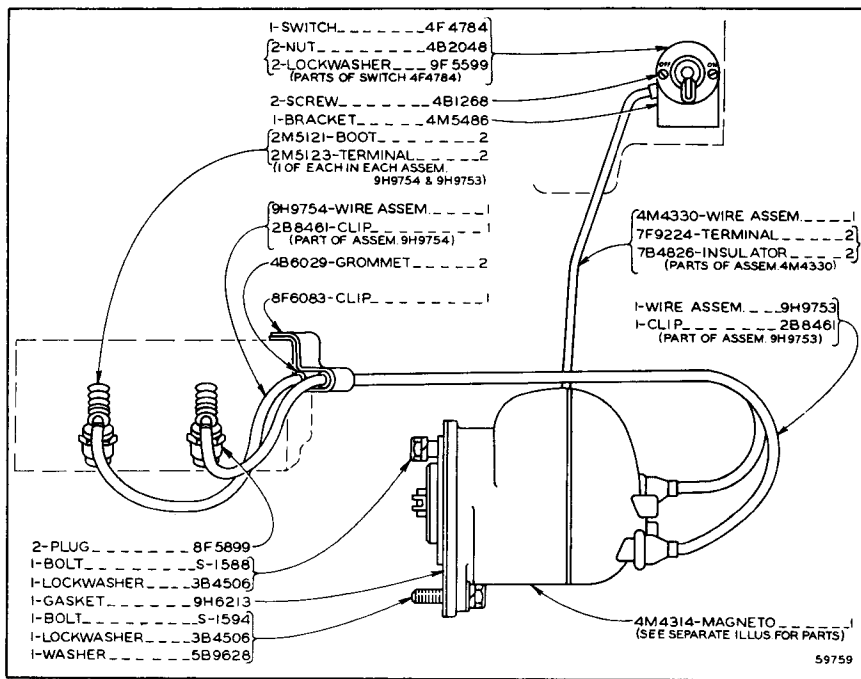
4M4312 CARBURETOR

Part of 9H3687 Manifold, Carburetor and Air Cleaner Group shown on Page 43



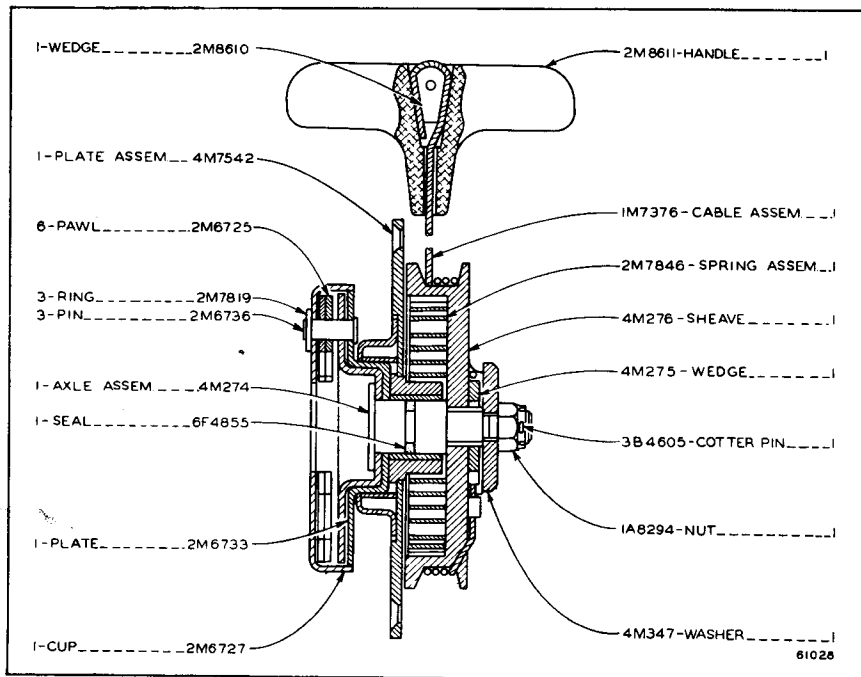
**4M4314 MAGNETO ASSEMBLY**

Part of 9H3663 Ignition System Group shown on Page 46



**9H3663 IGNITION SYSTEM GROUP**

4M4314 Magneto Assembly parts are shown on Page 45

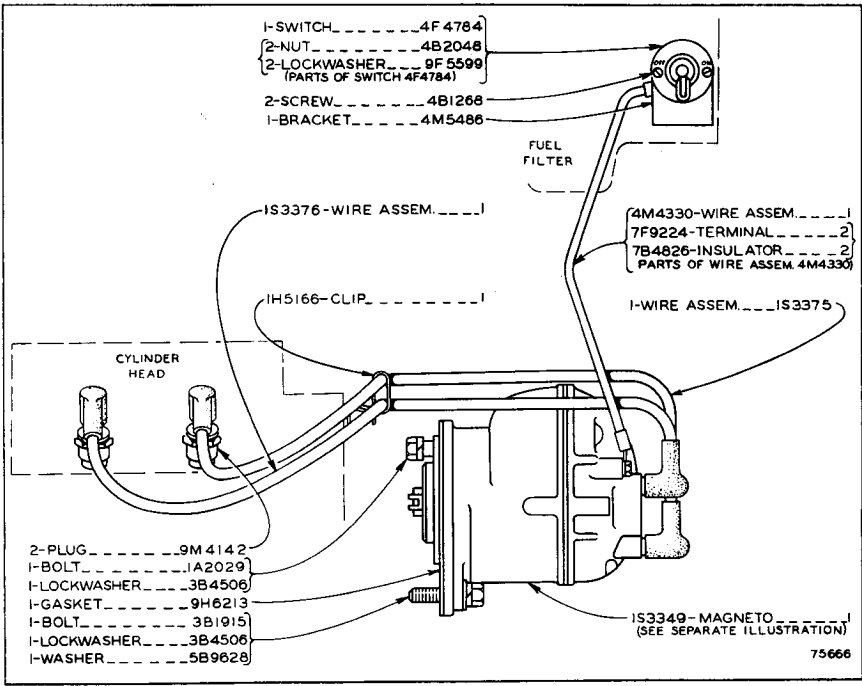


**2M5169 RECOIL STARTER ASSEMBLY**

Part of 4M5541 Recoil Starter Group

ALWAYS GIVE SERIAL NUMBER WHEN ORDERING PARTS

D6 TRACTOR—60 INCH GAUGE—FORM 33764—  
INSERT BETWEEN PAGES 46 & 47

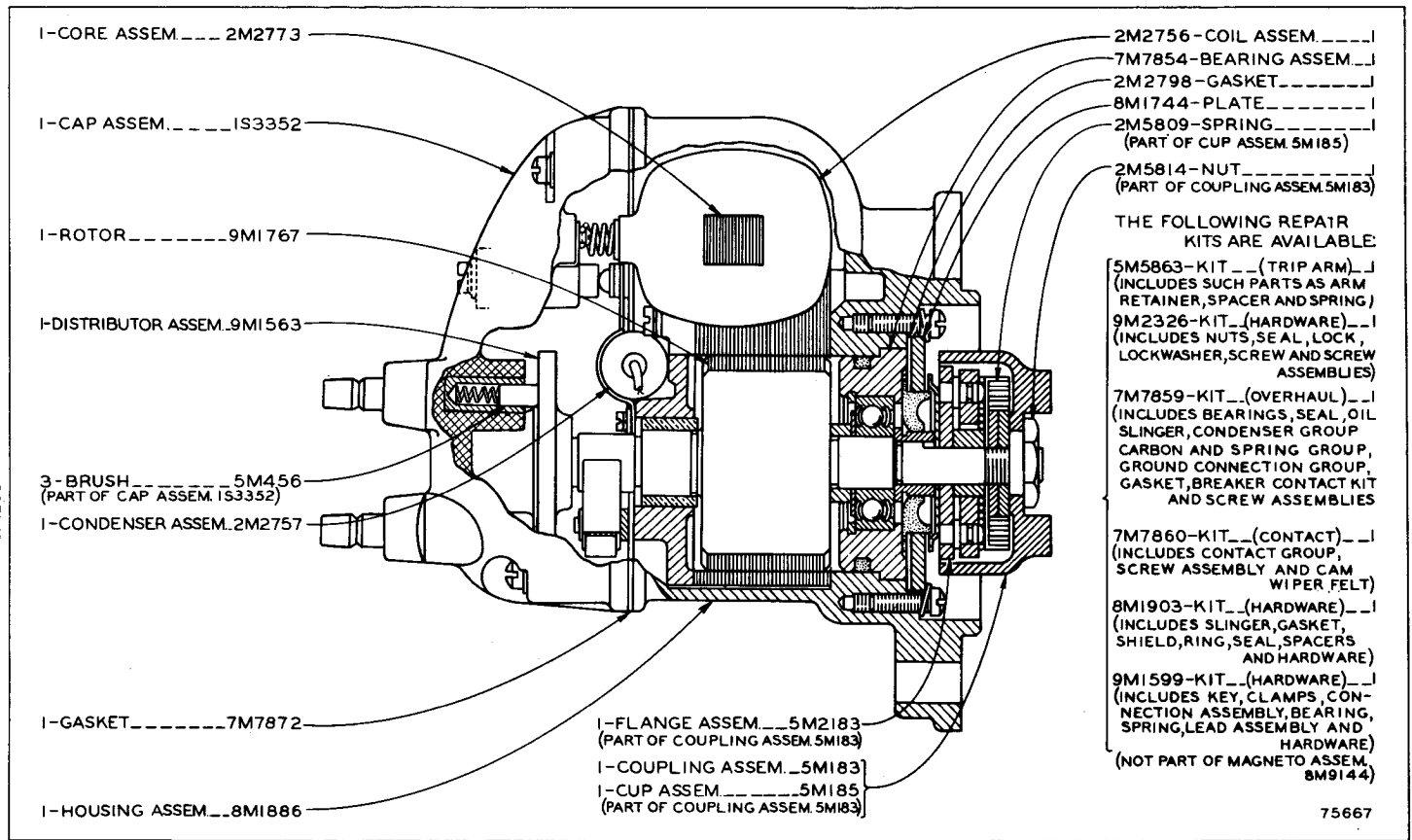


**9H3663 IGNITION SYSTEM GROUP**

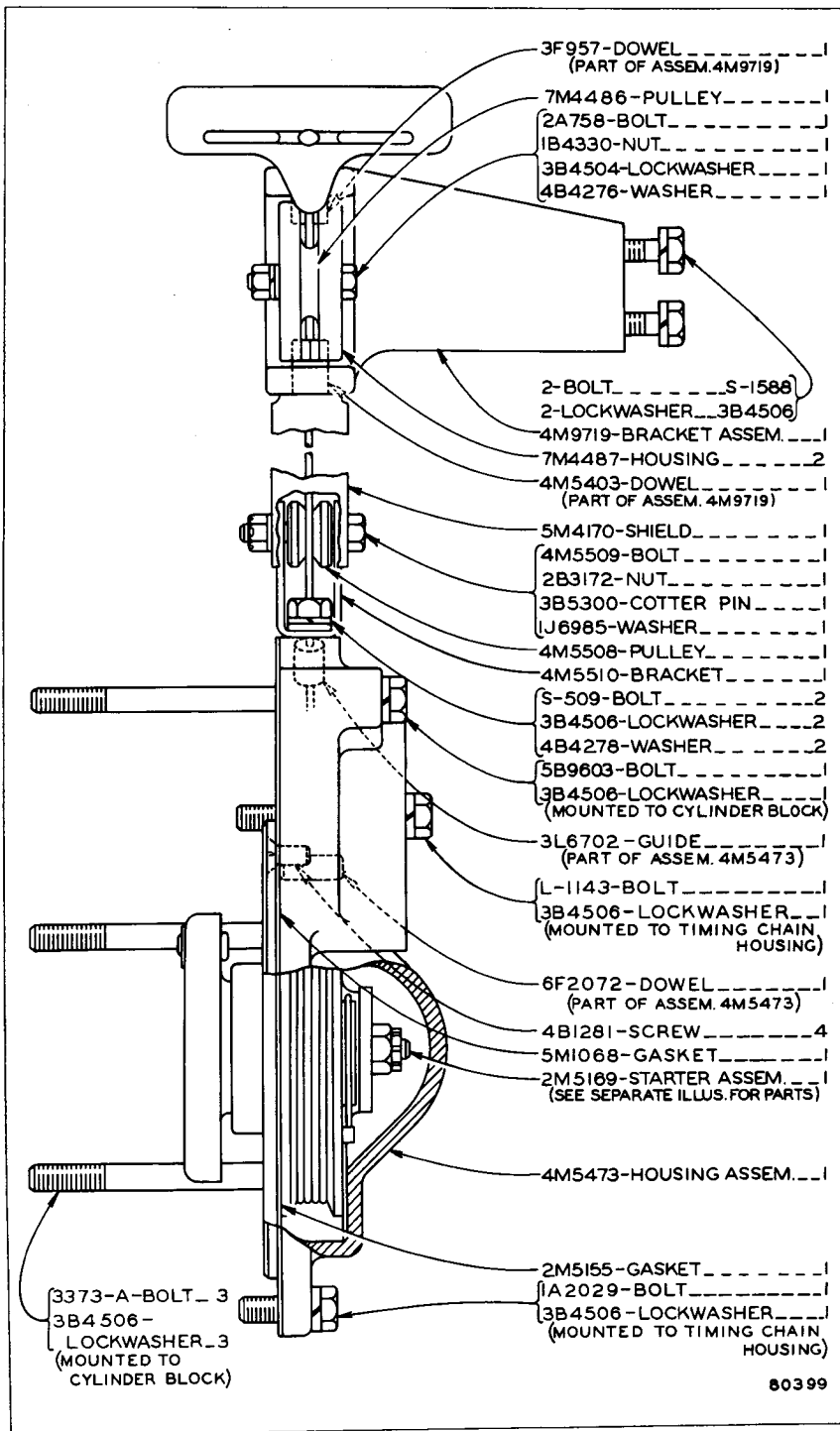
Effective with Serial No. 37A1561—Up and Starting Engine Block No. E8840—Up  
 IS3349 Magneto Assembly parts are shown on reverse side of this insert

PRINTED IN U.S.A.

IS3349 MAGNETO ASSEMBLY  
Part of 9H3663 Ignition System Group shown on front side of this insert

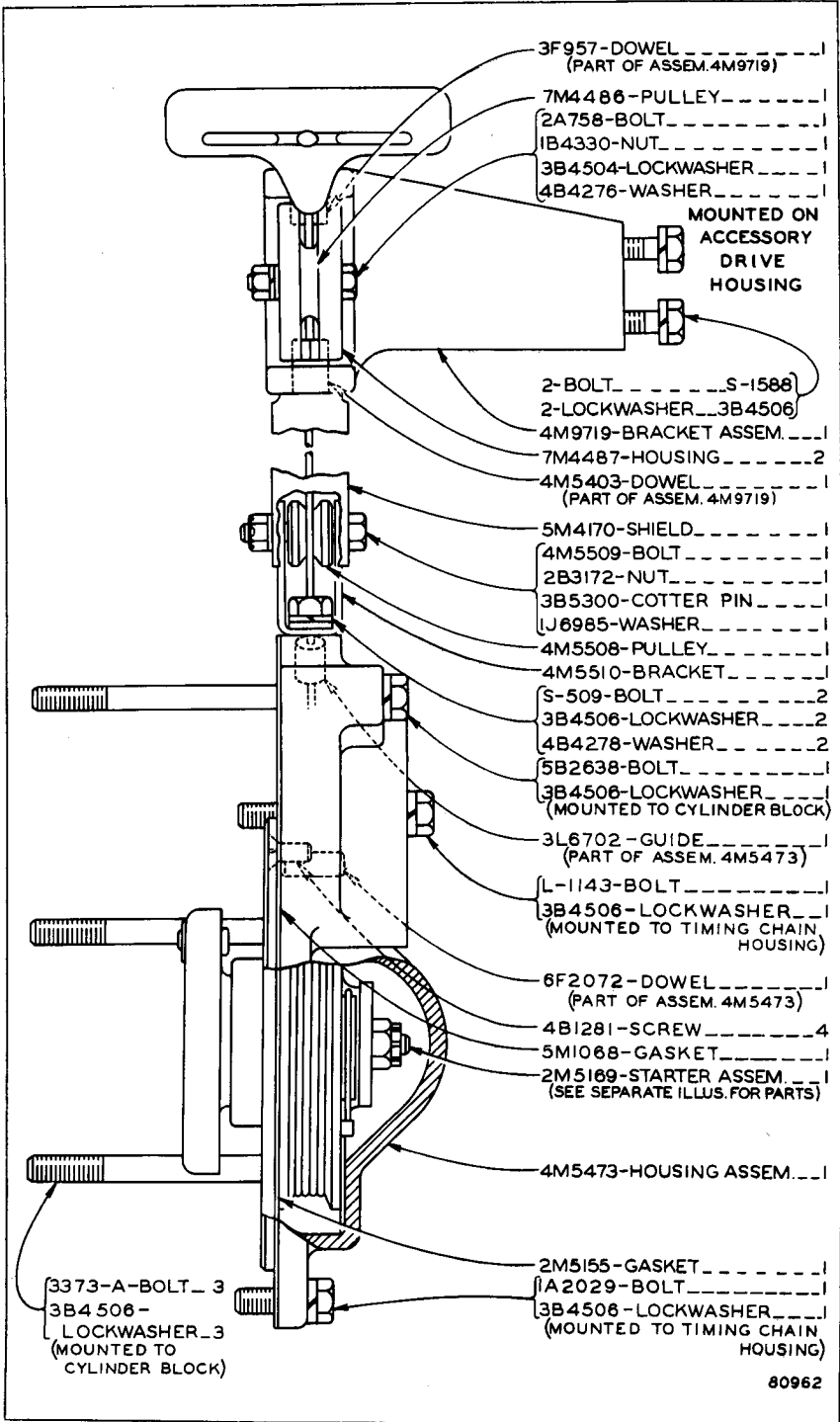


D6 TRACTOR—60 INCH GAUGE—FORM 33764—INSERT BETWEEN PAGES 46 & 47



**4M5541 RECOIL STARTER GROUP**

Serial No. 37A555 to 37A562, 37A564 to 37A803 and 37A808 to 37A810 inclusive  
2M5169 Recoil Starter Assembly parts are shown on Page 46

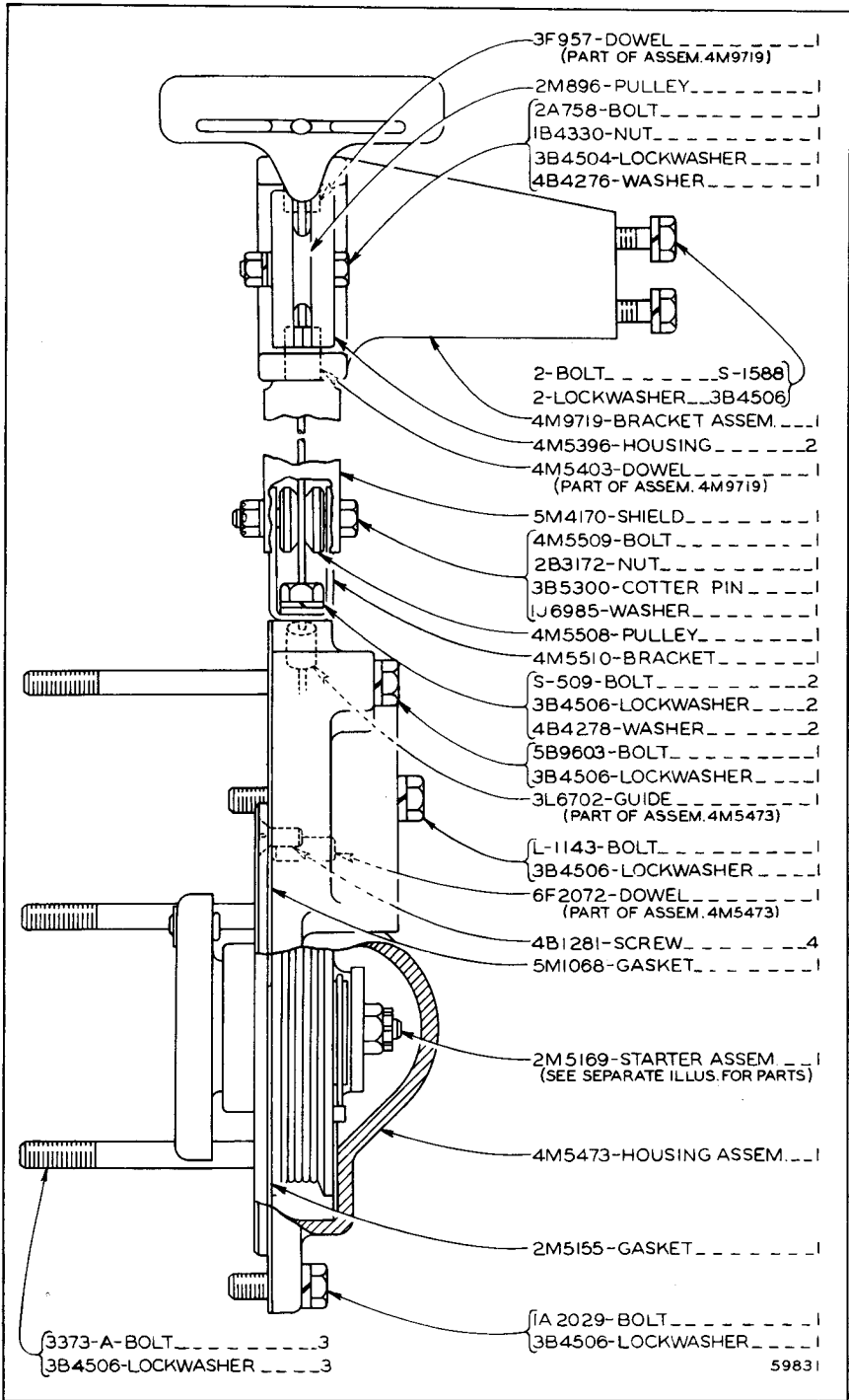


80962

**8M3420 RECOIL STARTER GROUP**

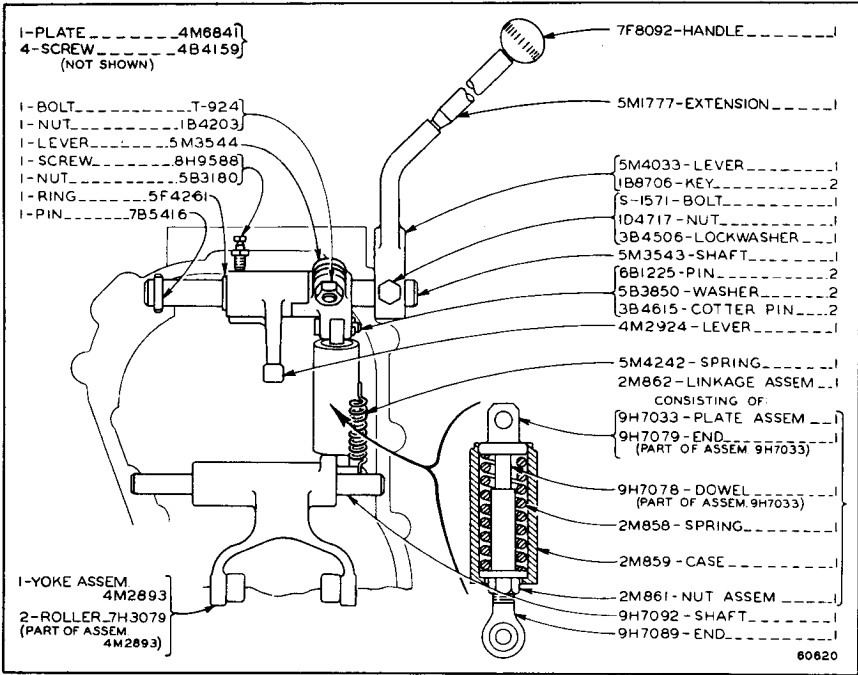
Serial No. 37A804 to 37A807 and 37A811—Up  
 2M5169 Recoil Starter Assembly parts are shown on Page 46





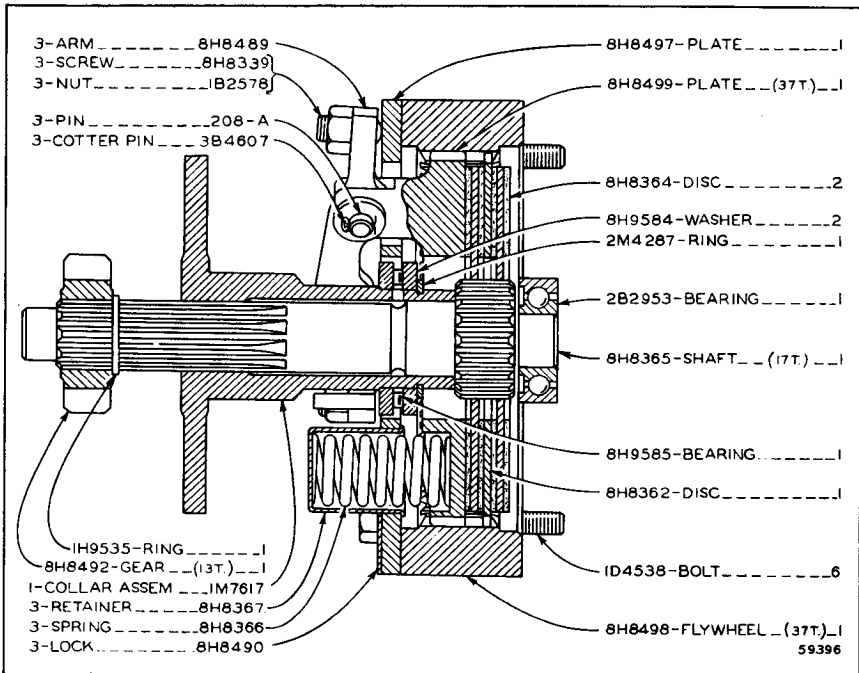
4M5541 RECOIL STARTER GROUP

ONLY "CATERPILLAR" PARTS GIVE "CATERPILLAR" PERFORMANCE



**5M2878 CLUTCH, BRAKE AND STARTER PINION CONTROL GROUP**

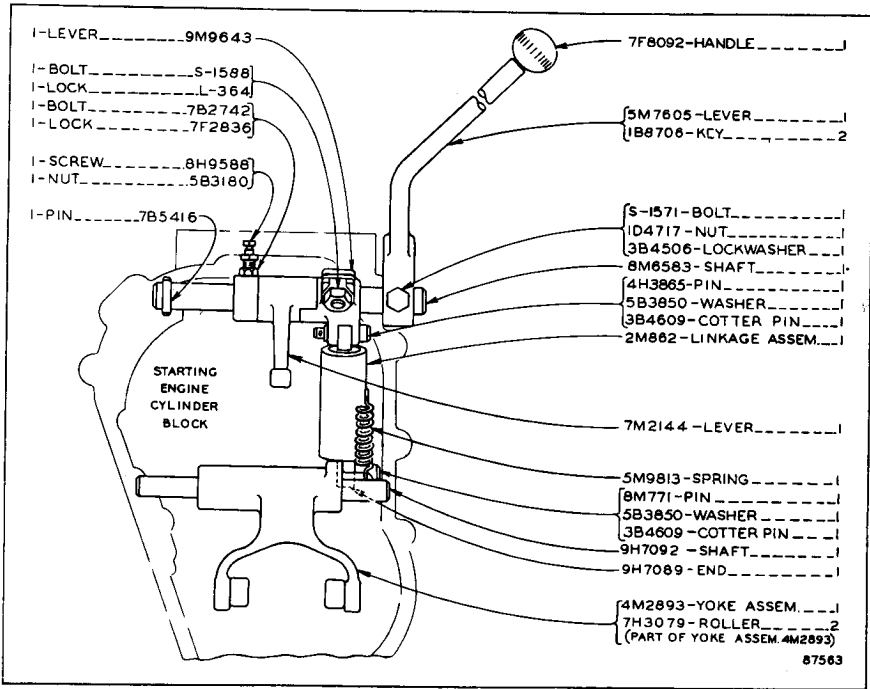
Refer also to Page 124 for special parts



**2M6644 CLUTCH AND BRAKE GROUP**

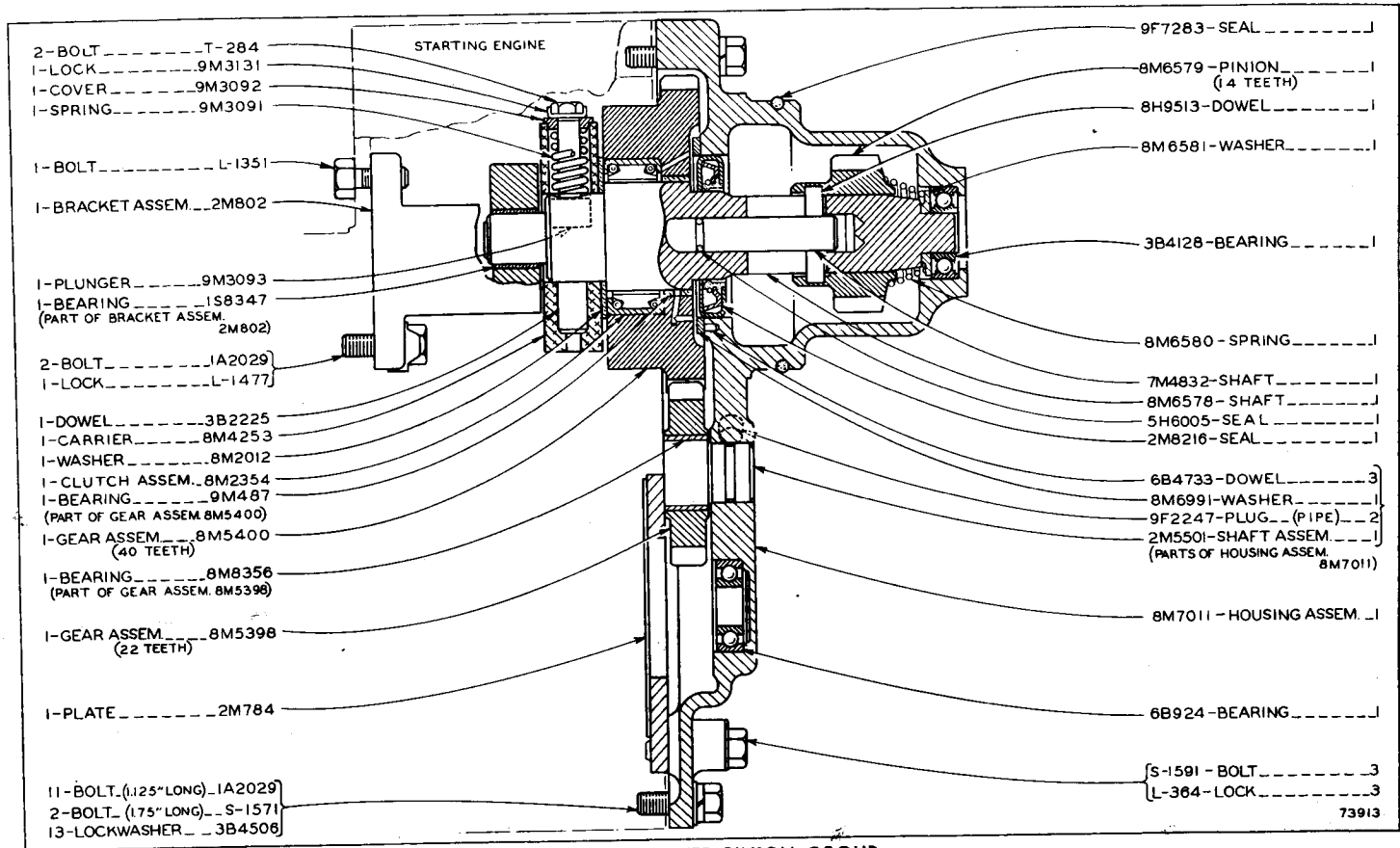
ALWAYS GIVE SERIAL NUMBER WHEN ORDERING PARTS

D6 TRACTOR—60 INCH GAUGE—FORM 33764—  
INSERT BETWEEN PAGES 48 & 49



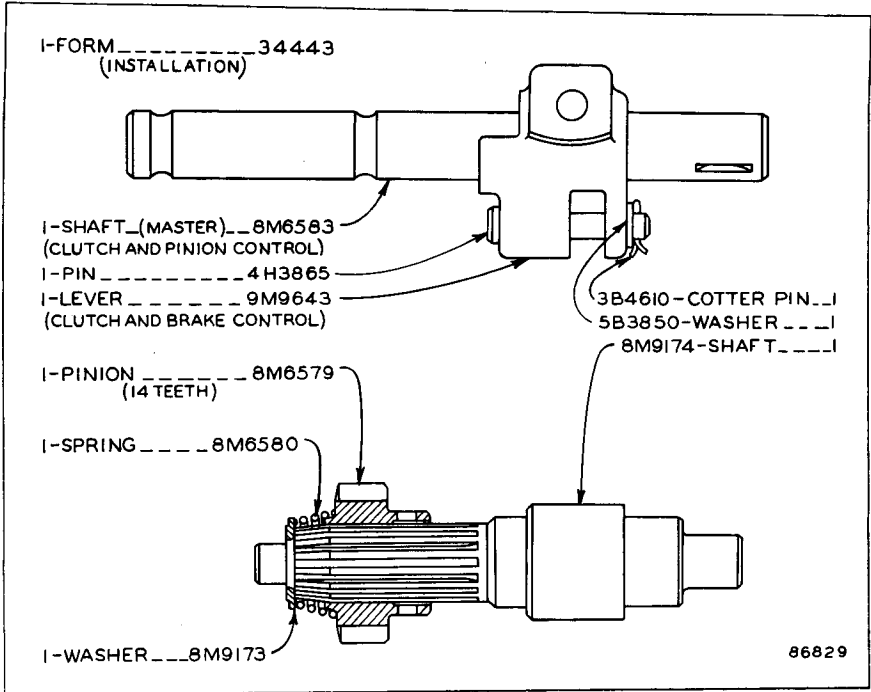
**5M2878 CLUTCH, BRAKE AND STARTER PINION CONTROL GROUP**  
Effective with Serial No. 37A1351—Up and Starting Engine Block No. E6866—Up  
Refer also to Page 124 for special parts

D6 TRACTOR—60 INCH GAUGE—FORM 33764—INSERT BETWEEN PAGES 48 & 49 AND CROSS OUT ILLUSTRATION 72573 SHOWN ON INSERT NO. 18A DATED 4-63



**8M9351 STARTER PINION GROUP**  
Effective with Serial No. 37A1311—Up and Starting Engine Block No. E5803—Up

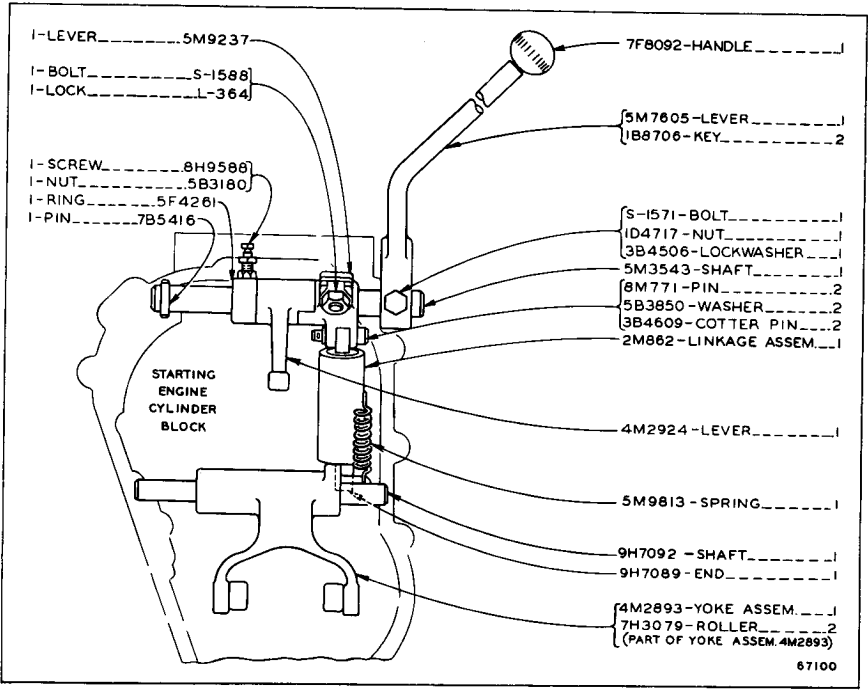
D6 TRACTOR—60 INCH GAUGE—FORM 33764—  
INSERT BETWEEN PAGES 48 & 49



8M9249 STARTER PINION GROUP—Field Installation—Second Type

PRINTED IN U.S.A.

D6 TRACKER-INCH GAUGE, ORN. 375  
INSERT BETWEEN PAGES 48 & 49

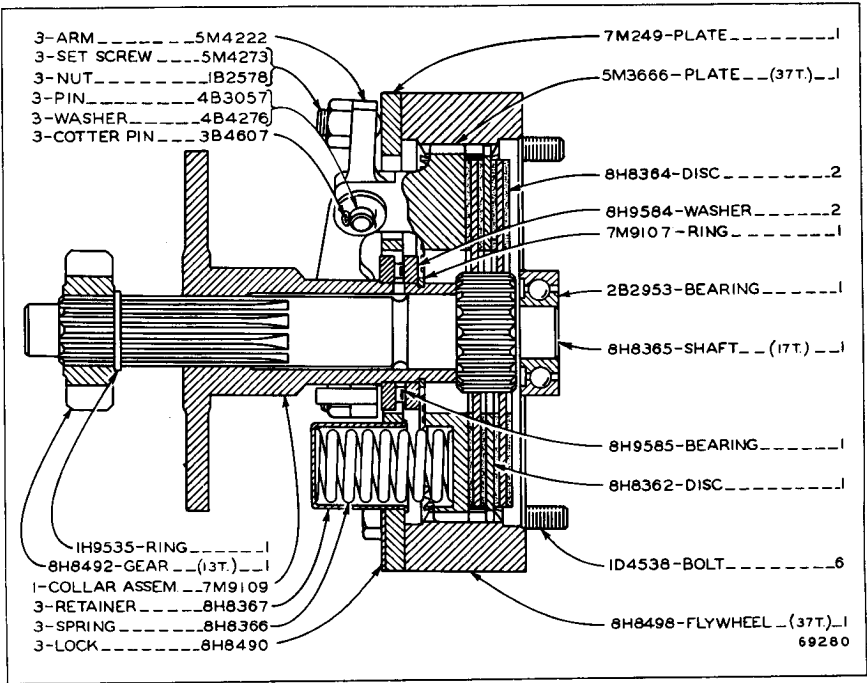


**5M2878 CLUTCH, BRAKE AND STARTER PINION CONTROL GROUP**

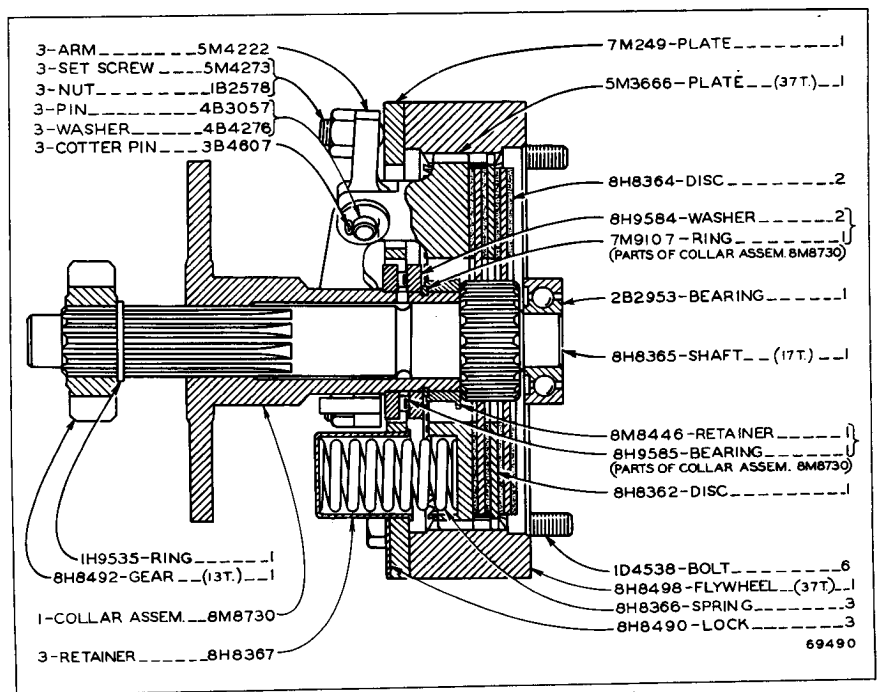
Effective with Serial No. 37A533  
Refer also to Page 124 for special parts

67100

K-ATE



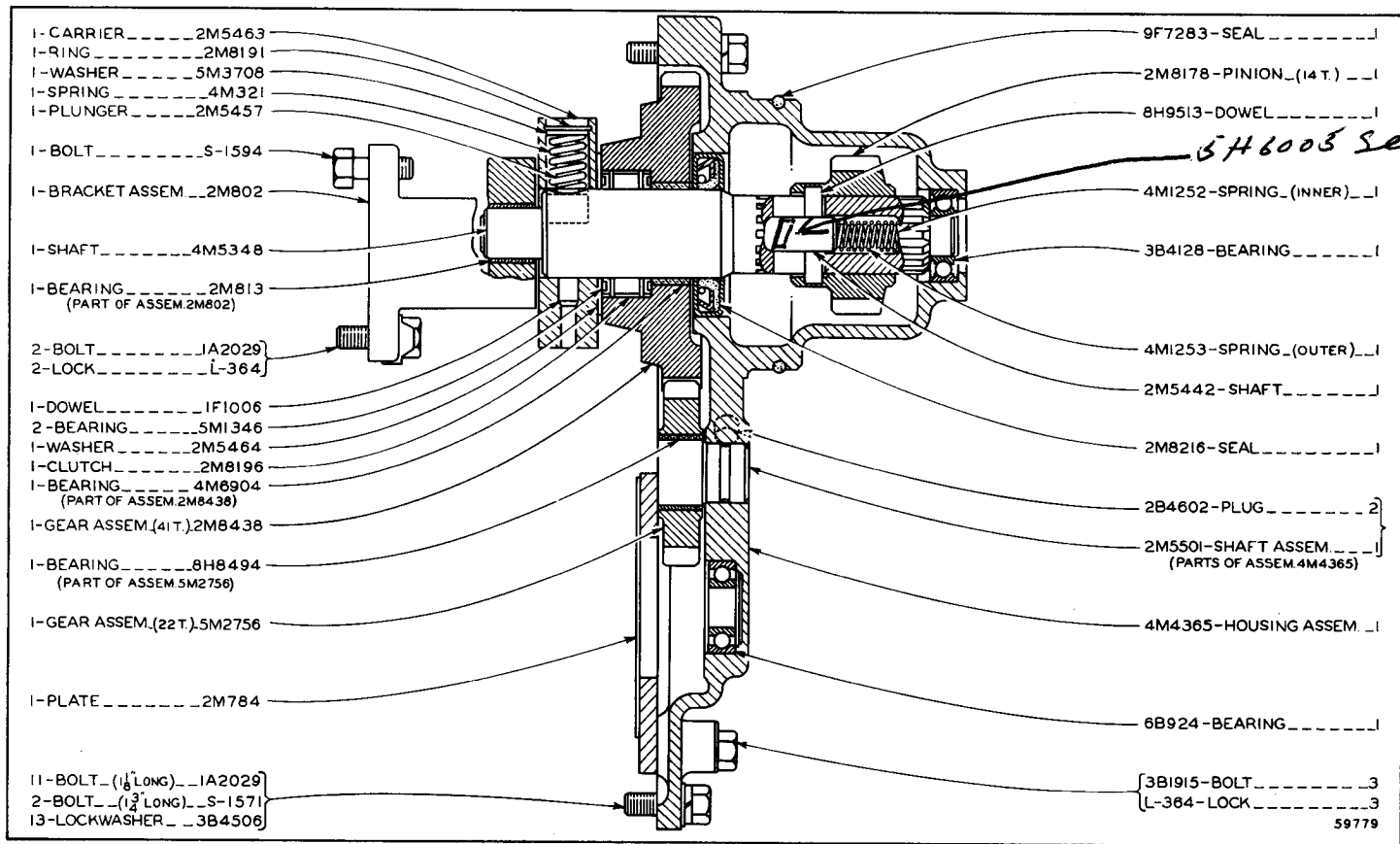
**2M664 CLUTCH AND BRAKE GROUP**  
 Serial No. 37A795 to 37A971 inclusive



**2M664 CLUTCH AND BRAKE GROUP**  
 Effective with Serial No. 37A972

PRINTED IN U.S.A.  
 D6 TRACTOR—60 INCH GAUGE—FORM 33764—INSERT BETWEEN PAGES 48 & 49

ONLY "CATERPILLAR" PARTS GIVE "CATERPILLAR" PERFORMANCE

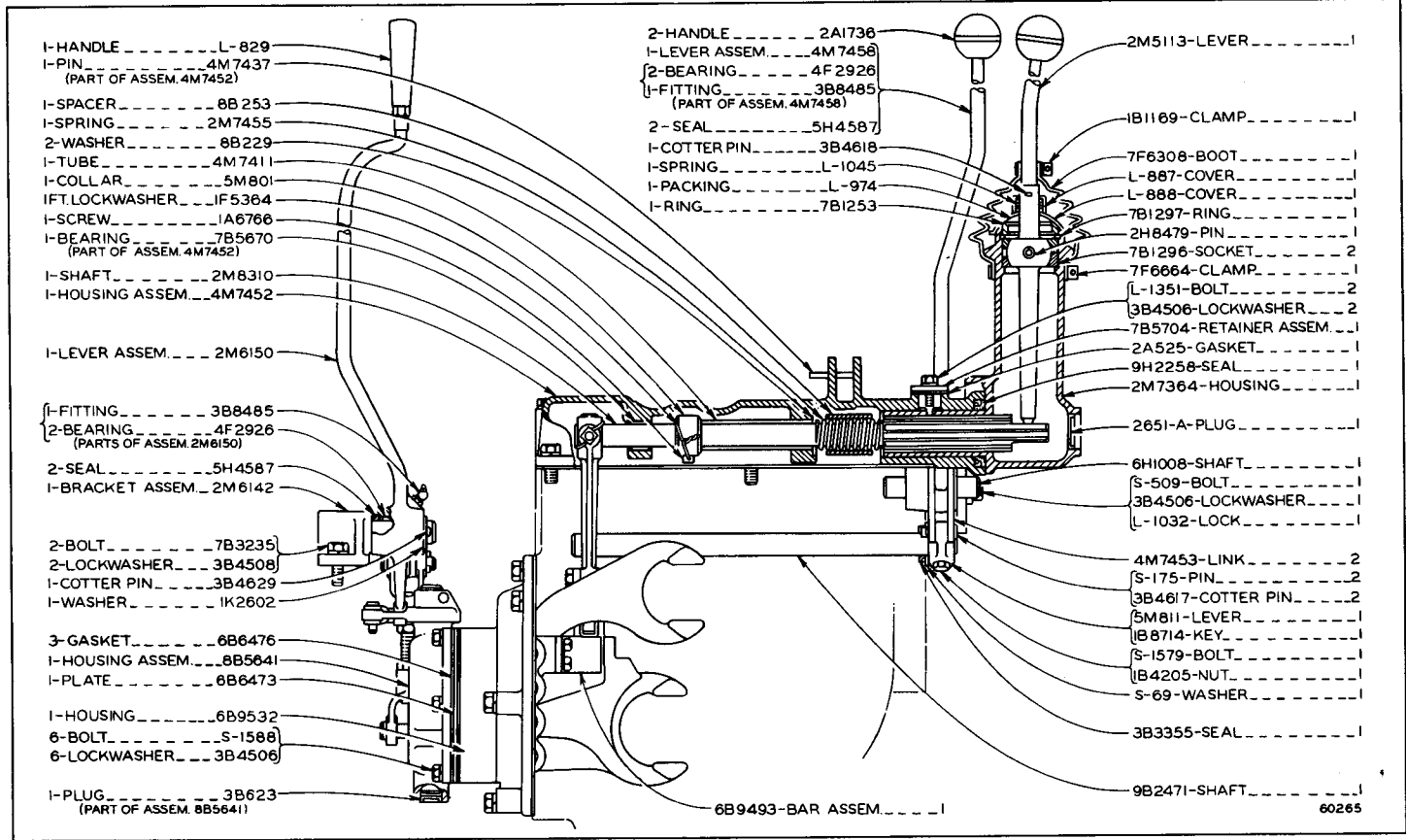


4M4340 STARTER PINION GROUP

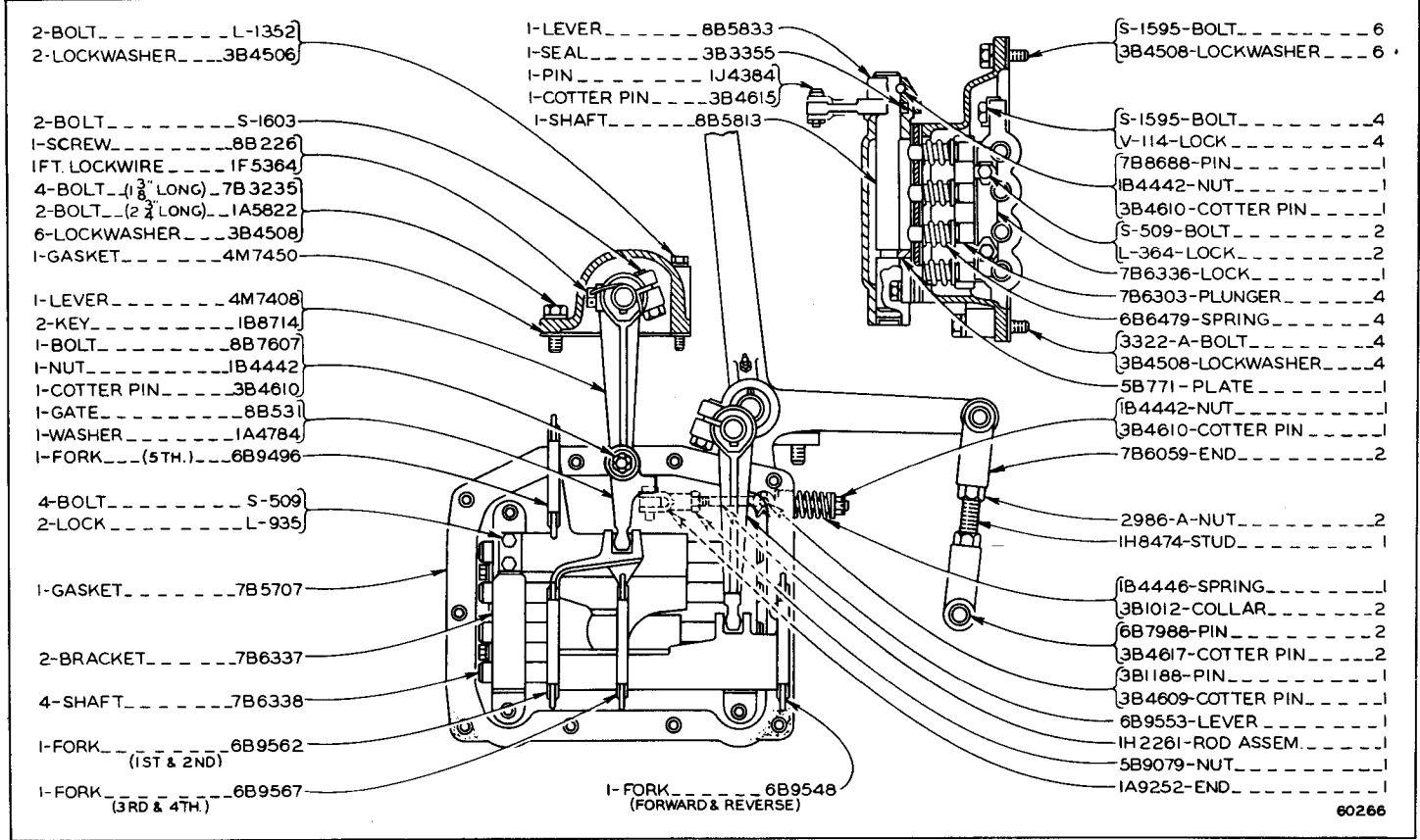
STARTING ENGINE

59779



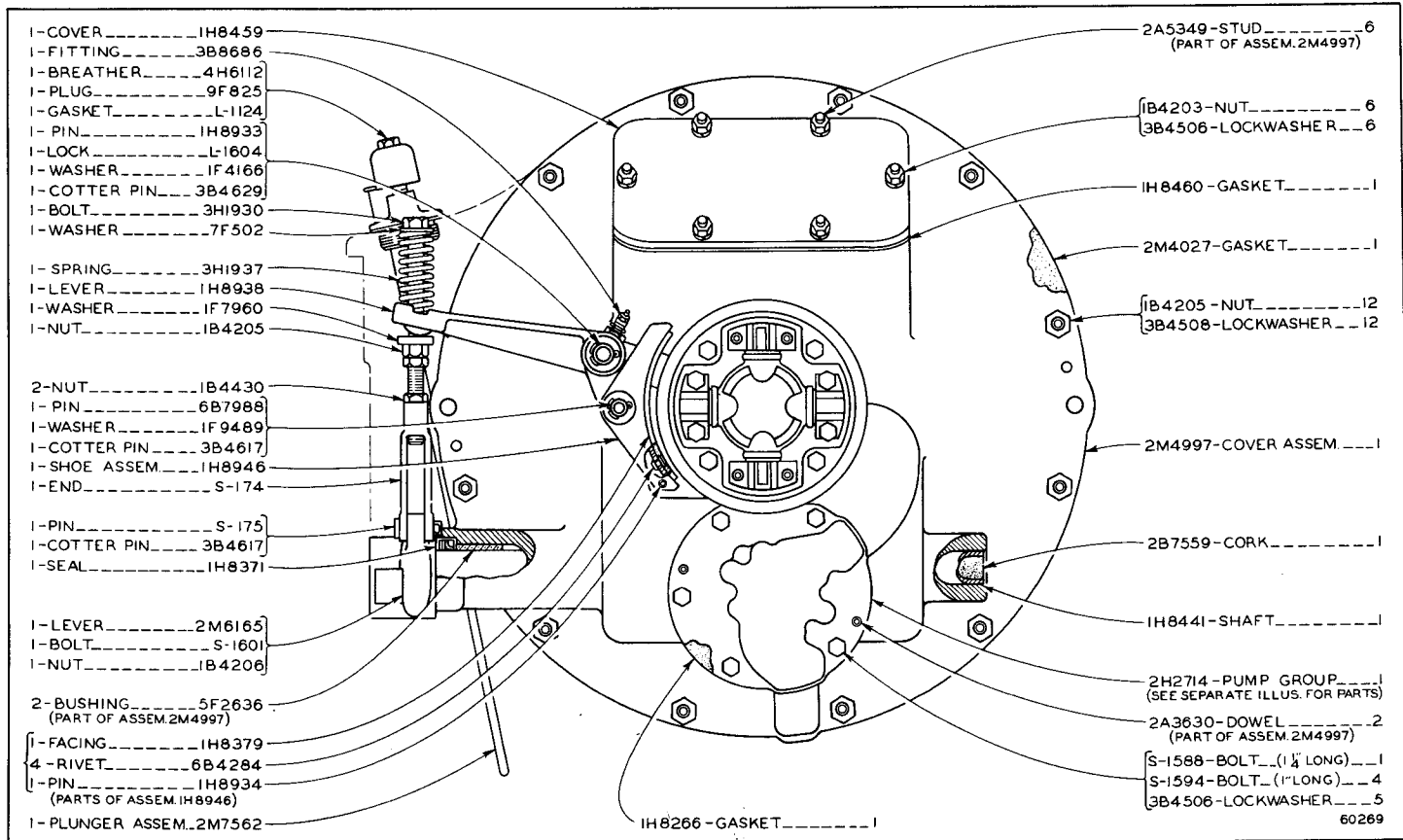


GEAR SHIFT AND FLYWHEEL CLUTCH CONTROL—Part One

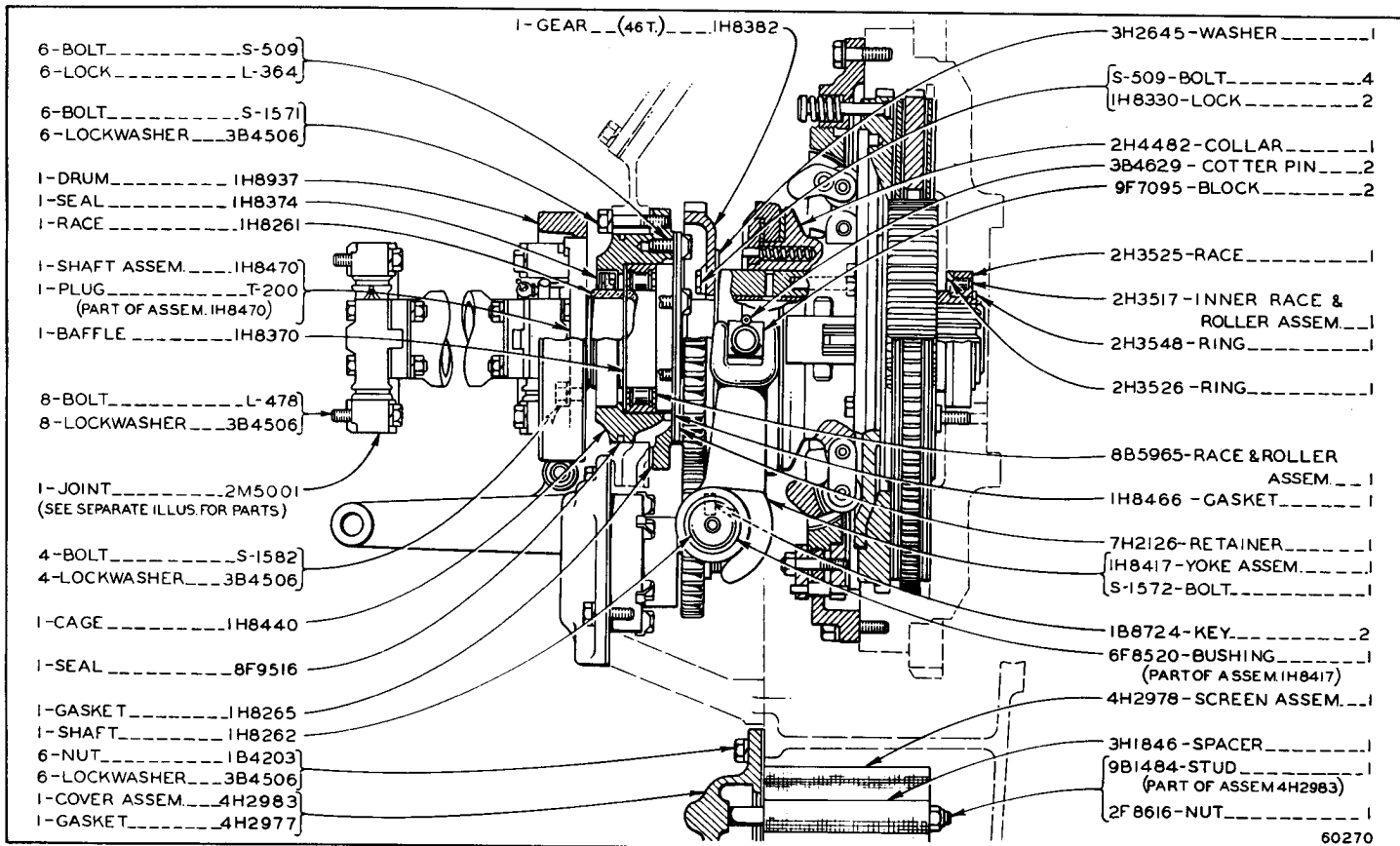


60266

GEAR SHIFT AND FLYWHEEL CLUTCH CONTROL—Part Two

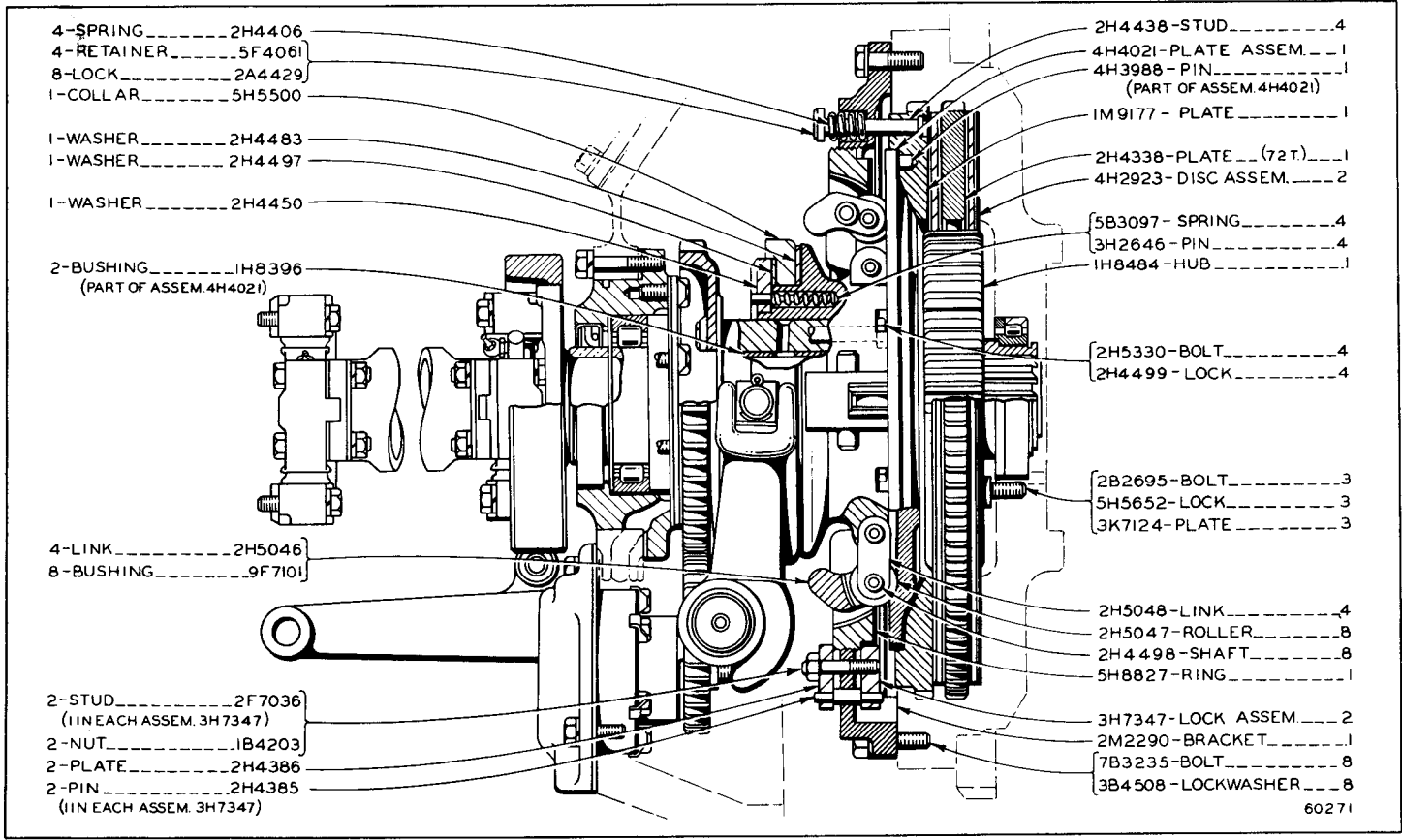


**FLYWHEEL CLUTCH—Part One**  
 2H2714 Oil Pump Group parts are shown on Page 55  
 ADDITIONAL PARTS ARE SHOWN ON PAGES 53 AND 54



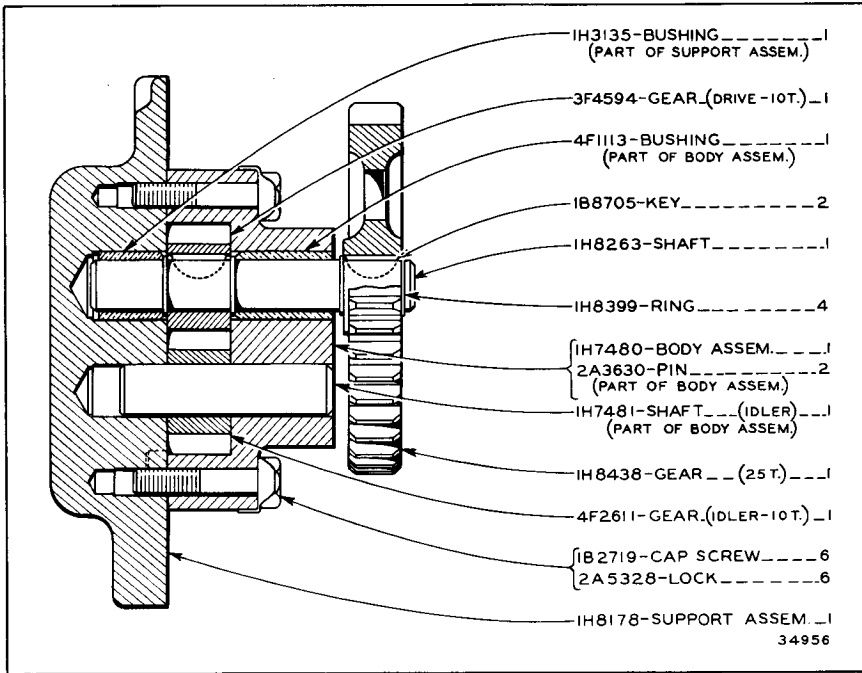
FLYWHEEL CLUTCH—Part Two

2M5001 Universal Joint Assembly parts are shown on Page 55  
ADDITIONAL PARTS ARE SHOWN ON PAGES 52 AND 54



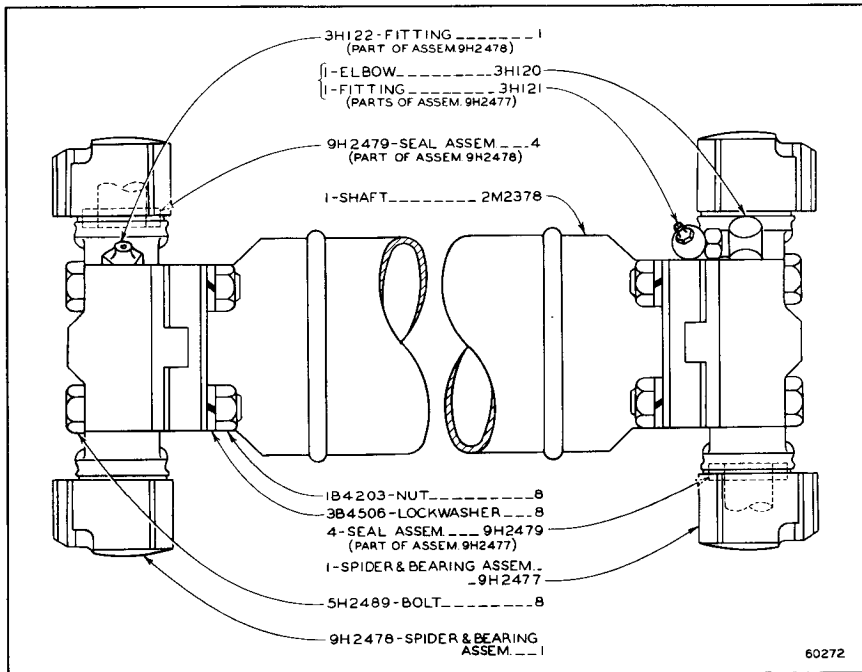
60271

FLYWHEEL CLUTCH—Part Three  
 ADDITIONAL PARTS ARE SHOWN ON PAGES 52 AND 53



**2H2714 OIL PUMP GROUP**

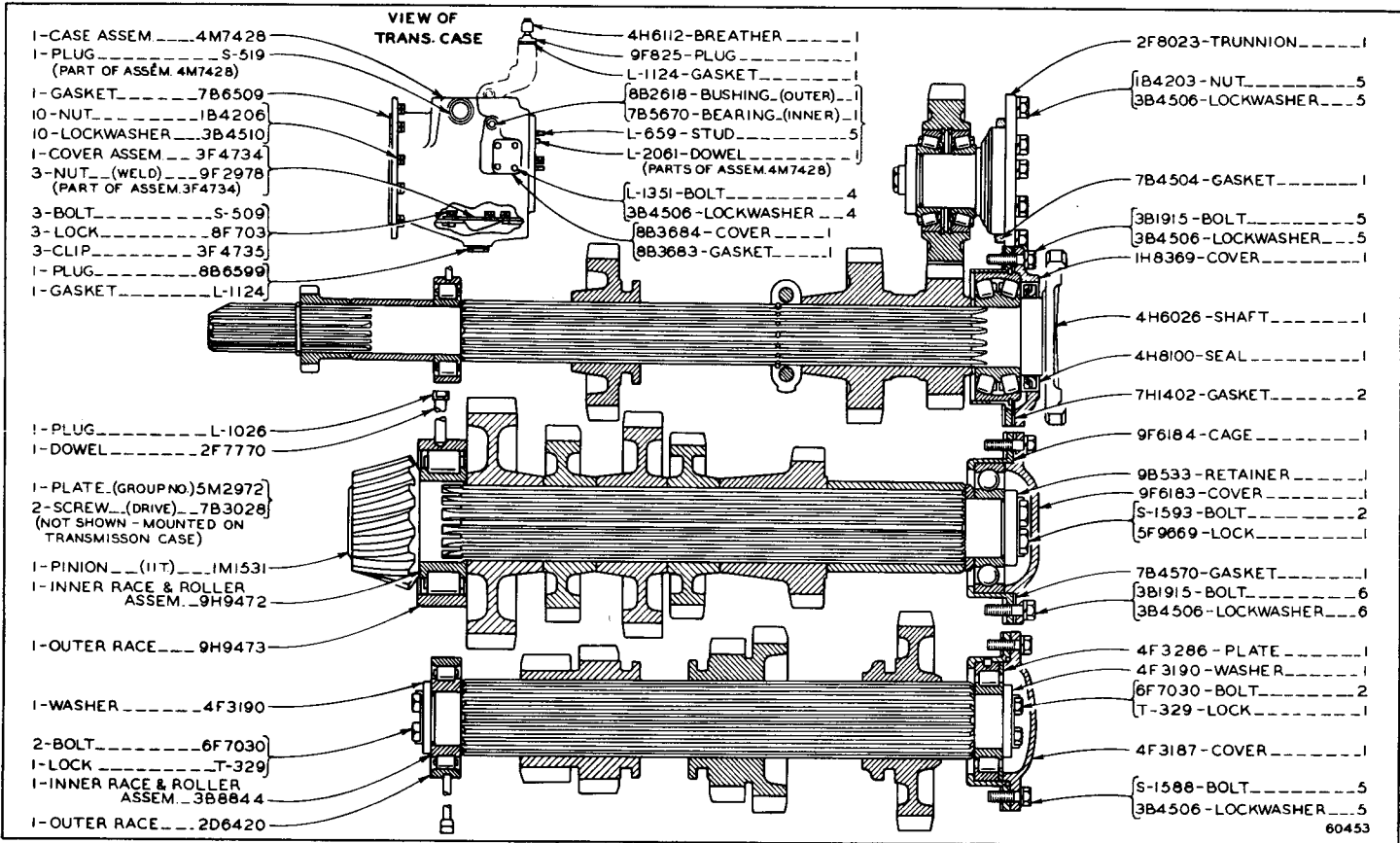
Part of Flywheel Clutch shown on Page 52



**2M5001 UNIVERSAL JOINT ASSEMBLY**

Part of Flywheel Clutch shown on Page 53

ONLY "CATERPILLAR" PARTS GIVE "CATERPILLAR" PERFORMANCE



- 1-CASE ASSEM.....4M7428
- 1-PLUG.....S-519  
(PART OF ASSEM. 4M7428)
- 1-GASKET.....7B6509
- 10-NUT.....1B4206
- 10-LOCKWASHER.....3B4510
- 1-COVER ASSEM.....3F4734
- 3-NUT\_(WELD).....9F2978  
(PART OF ASSEM.3F4734)
- 3-BOLT.....S-509
- 3-LOCK.....8F703
- 3-CLIP.....3F4735
- 1-PLUG.....8B6599
- 1-GASKET.....L-1124

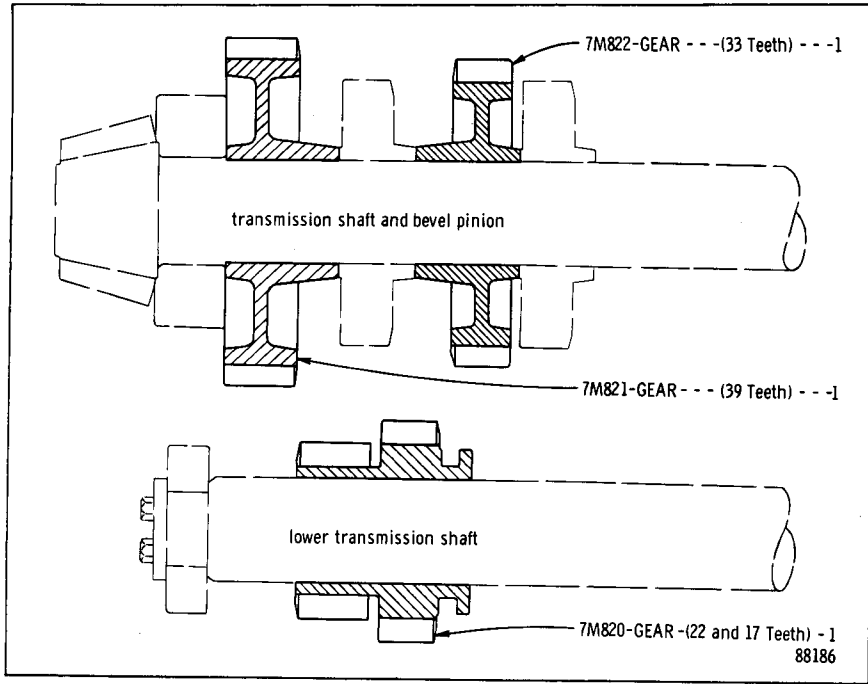
- 1-PLUG.....L-1026
- 1-DOWEL.....2F7770
- 1-PLATE\_(GROUP NO.)5M2972
- 2-SCREW\_(DRIVE).....7B3028  
(NOT SHOWN - MOUNTED ON  
TRANSMISSION CASE)
- 1-PINION\_(11T).....1M1531
- 1-INNER RACE & ROLLER  
ASSEM.....9H9472
- 1-OUTER RACE.....9H9473
- 1-WASHER.....4F3190
- 2-BOLT.....6F7030
- 1-LOCK.....T-329
- 1-INNER RACE & ROLLER  
ASSEM.....3B8844
- 1-OUTER RACE.....2D6420

**VIEW OF  
TRANS. CASE**

- 4H6112-BREATHER.....1
- 9F825-PLUG.....1
- L-1124-GASKET.....1
- 8B2618-BUSHING\_(OUTER).....1
- 7B5670-BEARING\_(INNER).....1
- L-659-STUD.....5
- L-2061-DOWEL.....1  
(PARTS OF ASSEM.4M742B)
- L-1351-BOLT.....4
- 3B4506-LOCKWASHER.....4
- 8B3684-COVER.....1
- 8B3683-GASKET.....1

- 2F8023-TRUNNION.....1
- 1B4203-NUT.....5
- 3B4506-LOCKWASHER.....5
- 7B4504-GASKET.....1
- 3B1915-BOLT.....5
- 3B4506-LOCKWASHER.....5
- 1H8369-COVER.....1
- 4H6026-SHAFT.....1
- 4H8100-SEAL.....1
- 7H1402-GASKET.....2
- 9F6184-CAGE.....1
- 9B533-RETAINER.....1
- 9F6183-COVER.....1
- S-1593-BOLT.....2
- 5F9669-LOCK.....1
- 7B4570-GASKET.....1
- 3B1915-BOLT.....6
- 3B4506-LOCKWASHER.....6
- 4F3286-PLATE.....1
- 4F3190-WASHER.....1
- 6F7030-BOLT.....2
- T-329-LOCK.....1
- 4F3187-COVER.....1
- S-1588-BOLT.....5
- 3B4506-LOCKWASHER.....5

D6 TRACTOR—60 INCH GAUGE—FORM 33764—  
INSERT BETWEEN PAGES 56 & 57



**IS1831 TRANSMISSION CONVERSION GROUP**

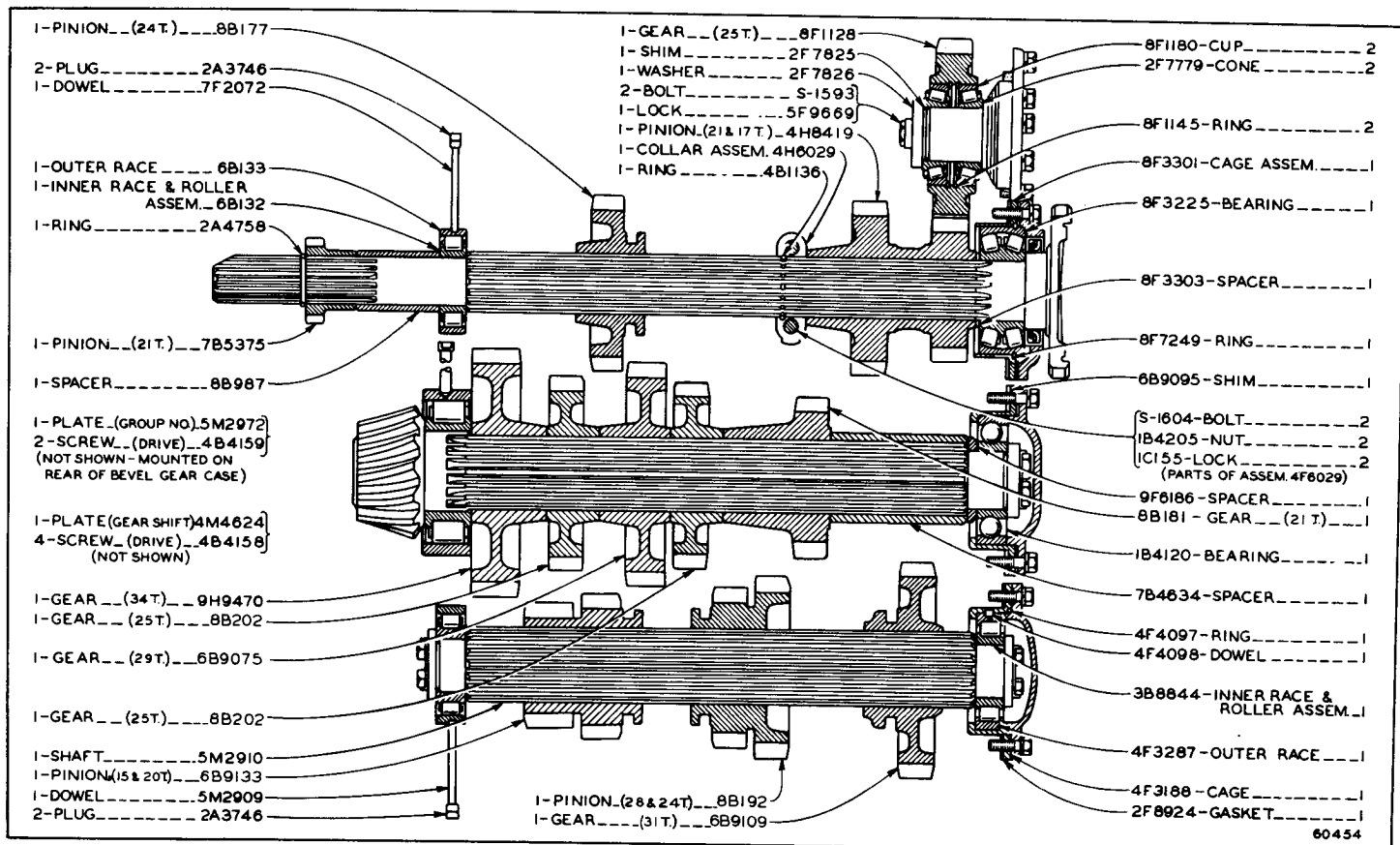
Serial No. 37A1 to 37A1457 inclusive

For Field Replacement of 6B9133 Pinion, 6B9075 and 9H9470 Gears in applications where excessive wear occurs

88186

PRINTED IN U.S.A.

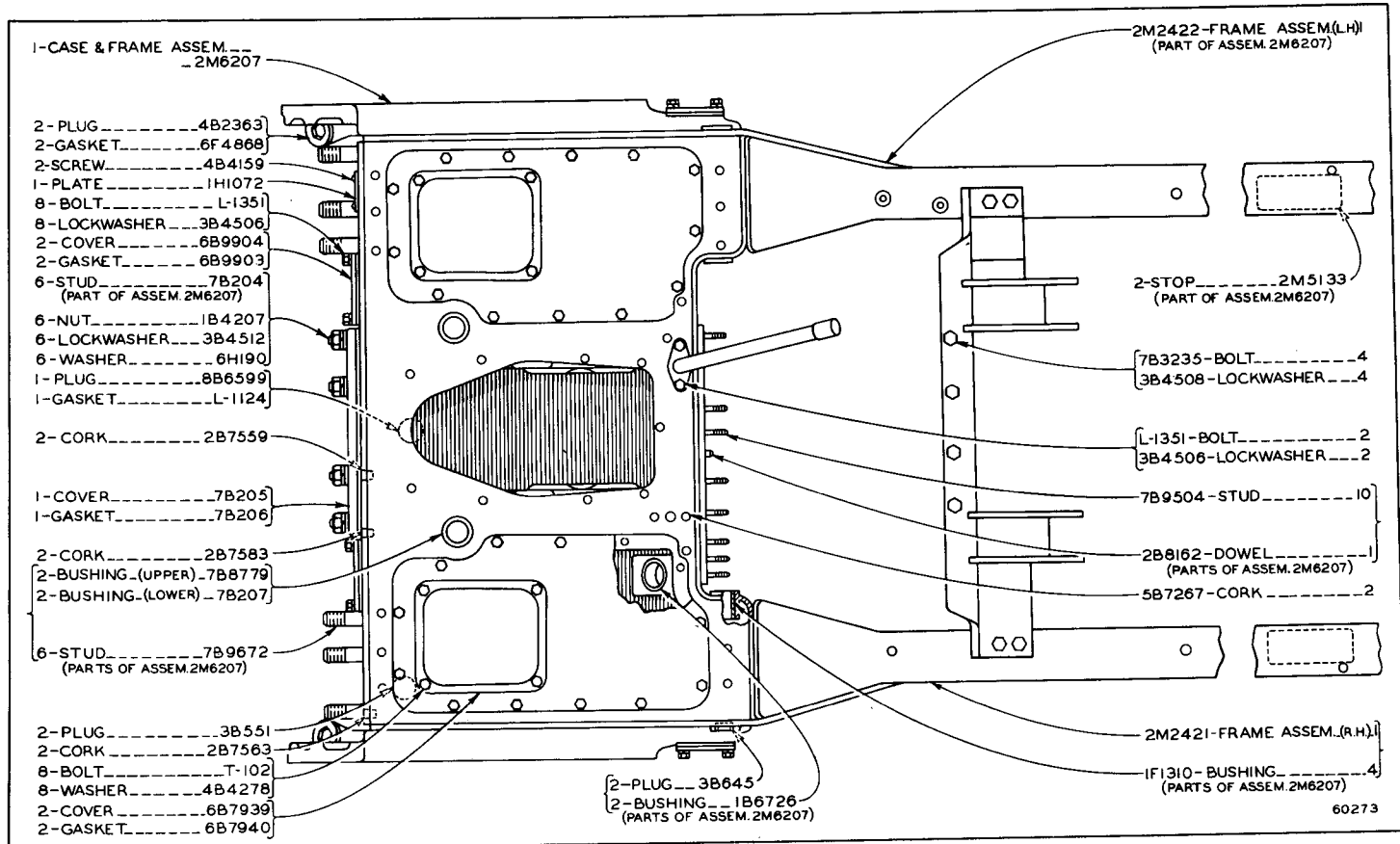




**5M2944 TRANSMISSION—Part Two**

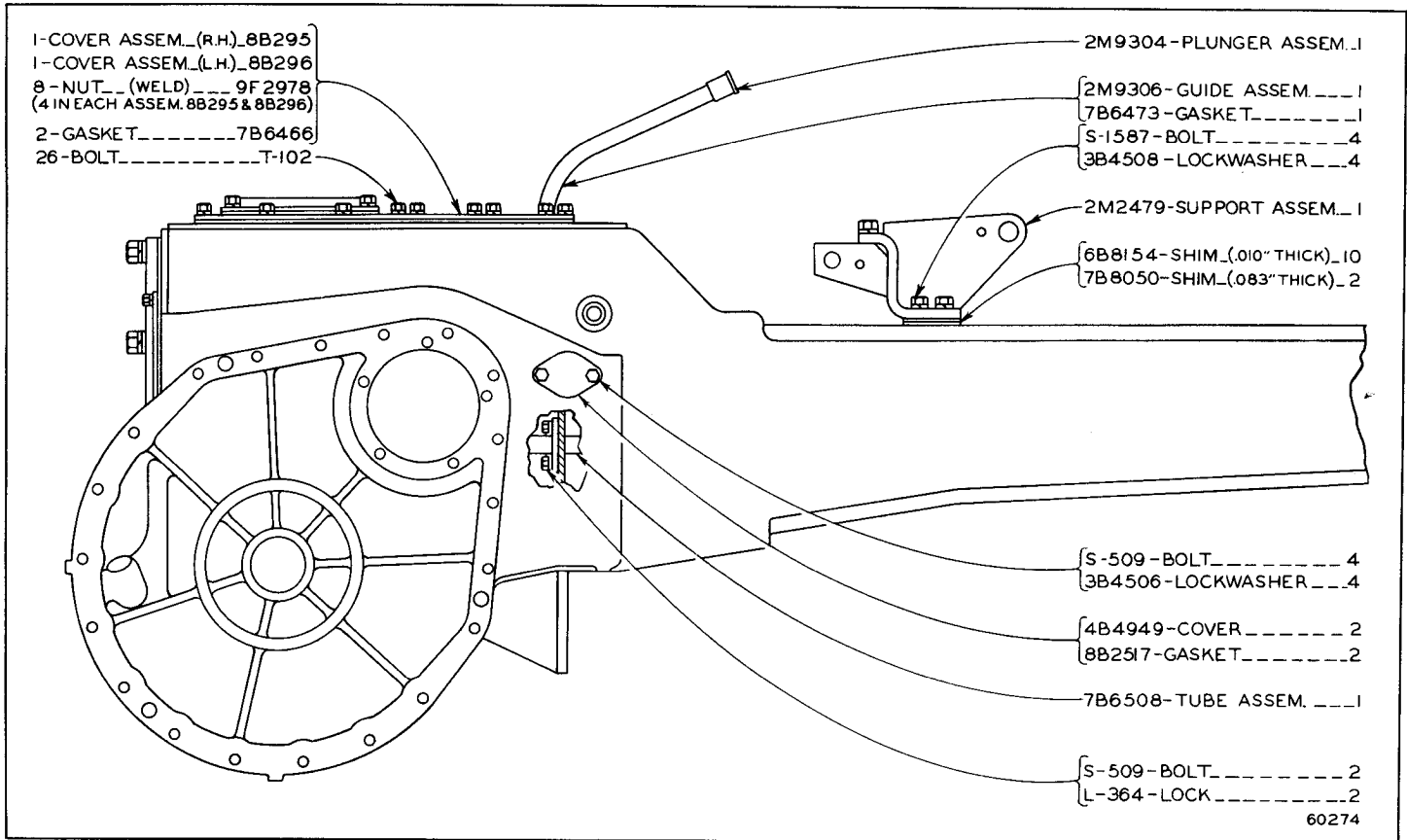
Note: This Transmission provides the following speeds: (Forward) First—1.65, Second—2.56, Third—3.58, Fourth—4.97 and Fifth—6.54 M.P.H.; (Reverse) First—2.04, Second—3.17, Third—4.43 and Fourth—6.14 M.P.H. Refer also to Pages 128 and 129 for special parts

ALWAYS GIVE SERIAL NUMBER WHEN ORDERING PARTS

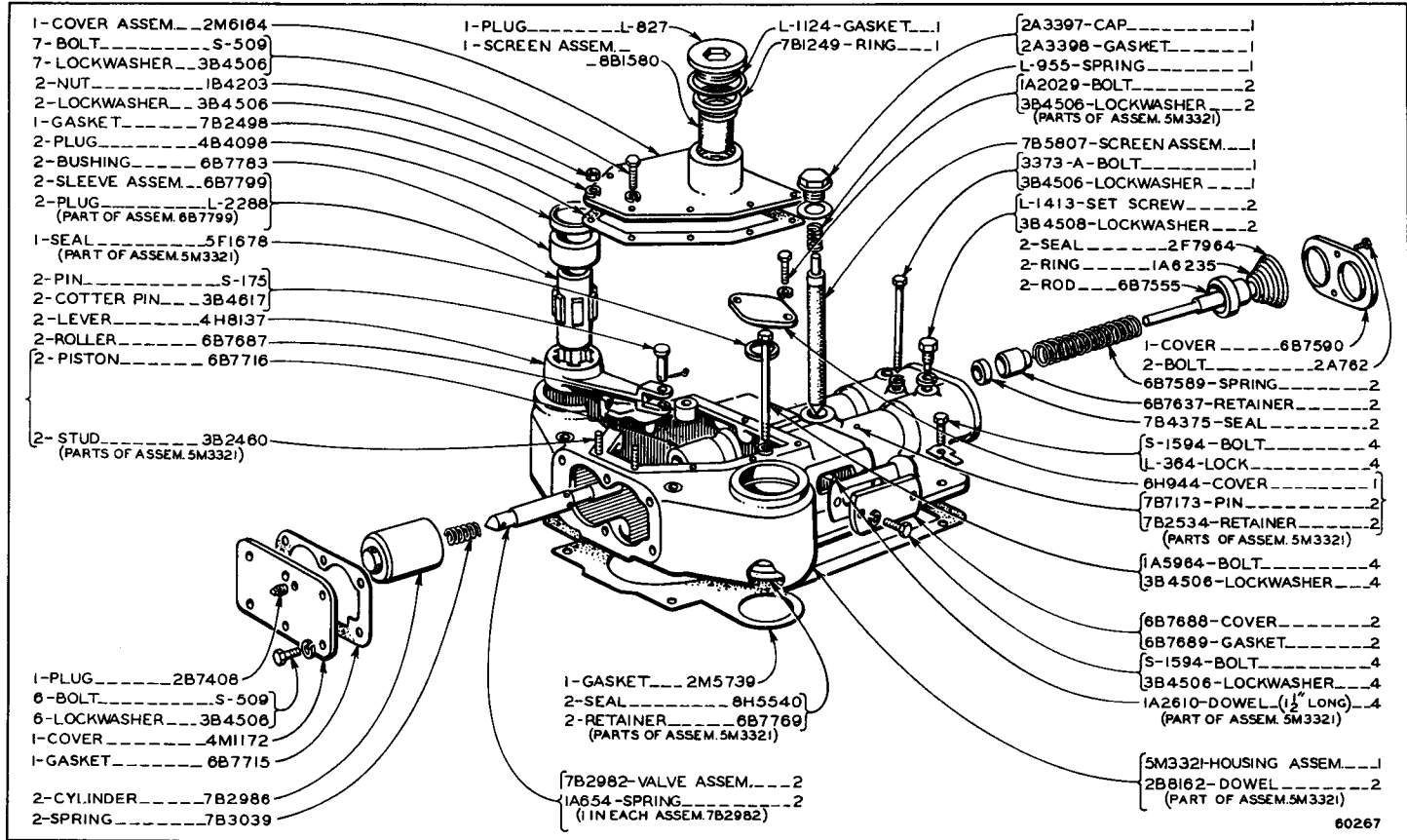


TRANSMISSION CASE AND COVERS—Top View

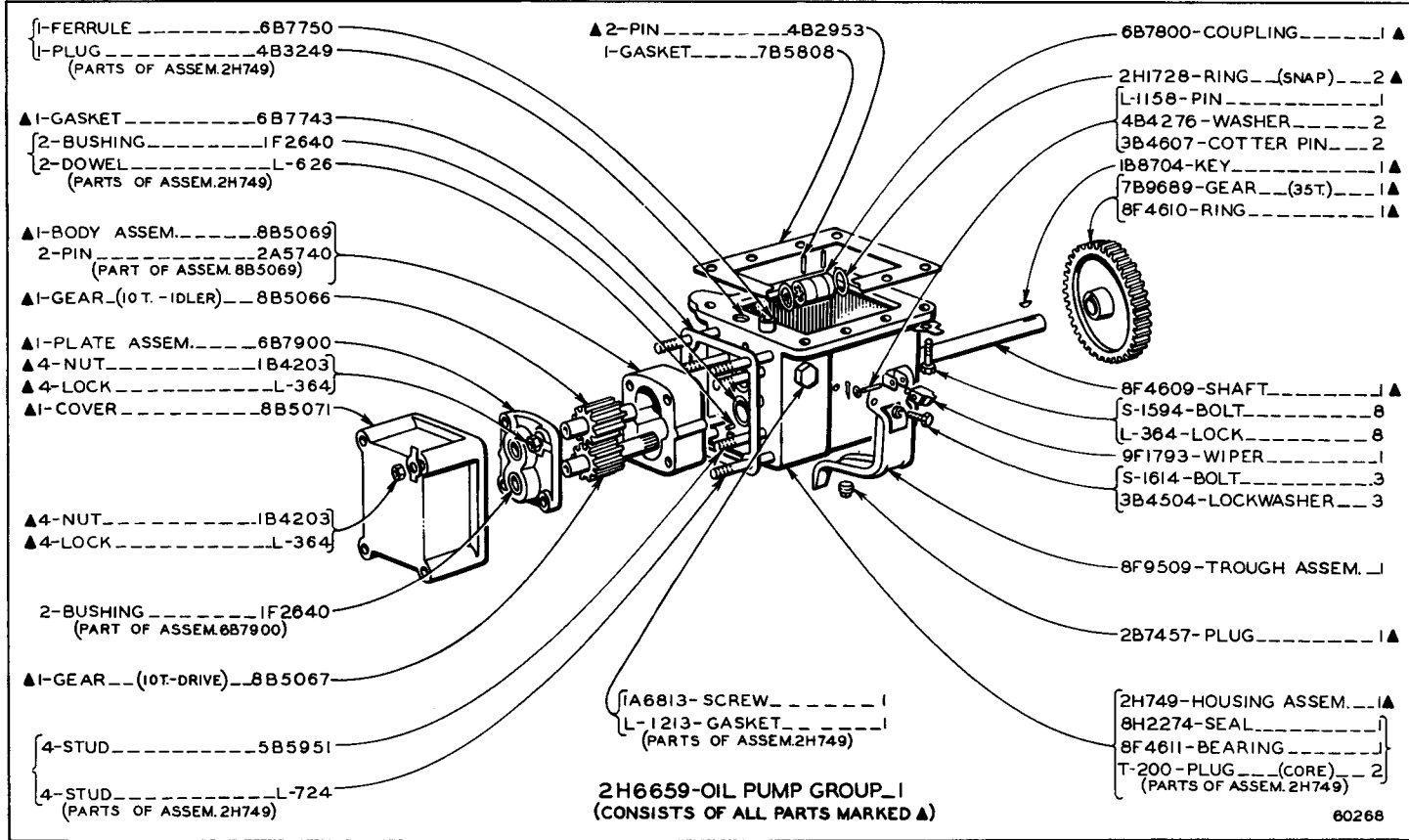
ONLY "CATERPILLAR" PARTS GIVE "CATERPILLAR" PERFORMANCE



TRANSMISSION CASE AND COVERS—Side View

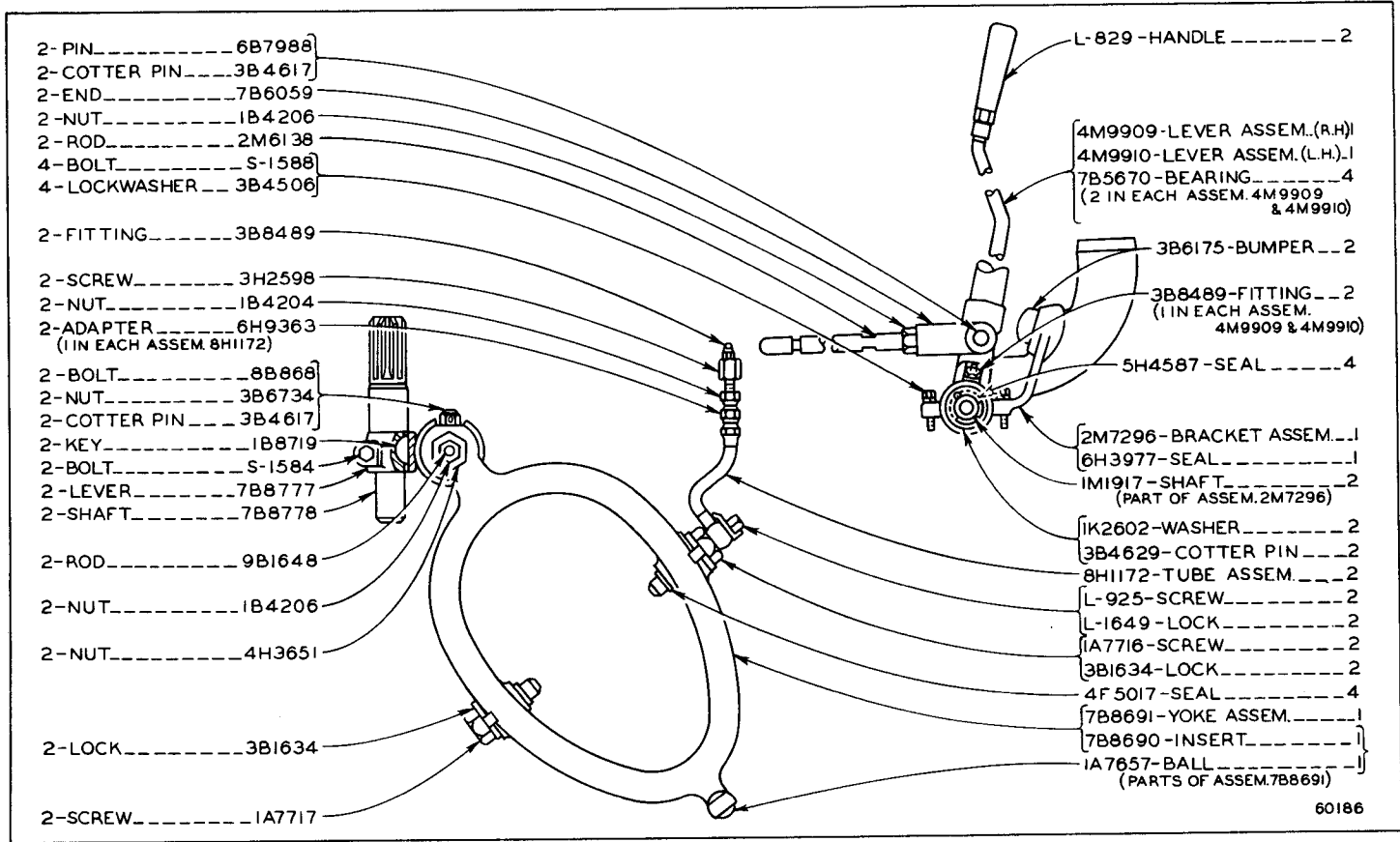


STEERING CLUTCH HYDRAULIC CONTROL MECHANISM—Part One



STEERING CLUTCH HYDRAULIC CONTROL MECHANISM—Part Two

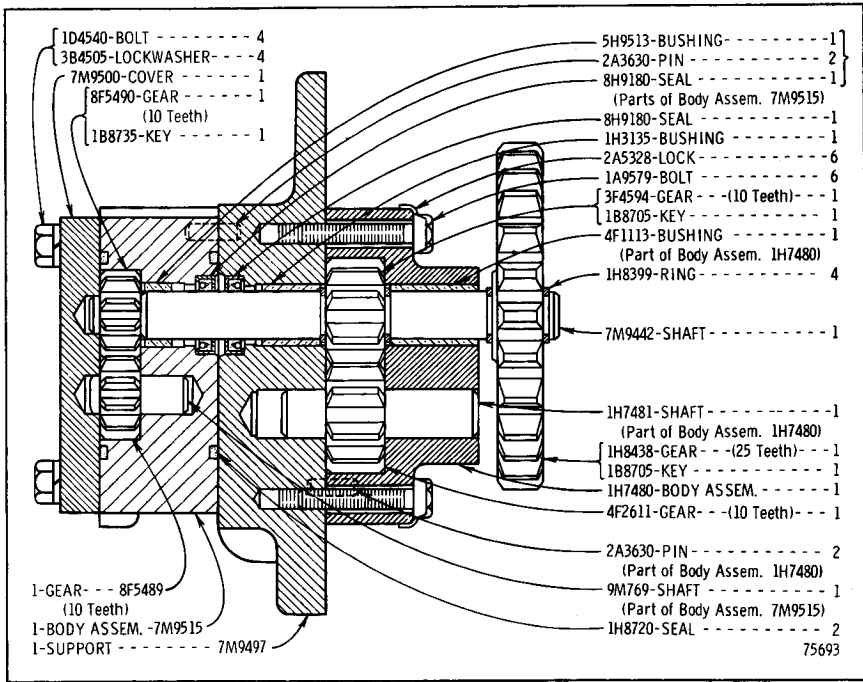
80268



60186

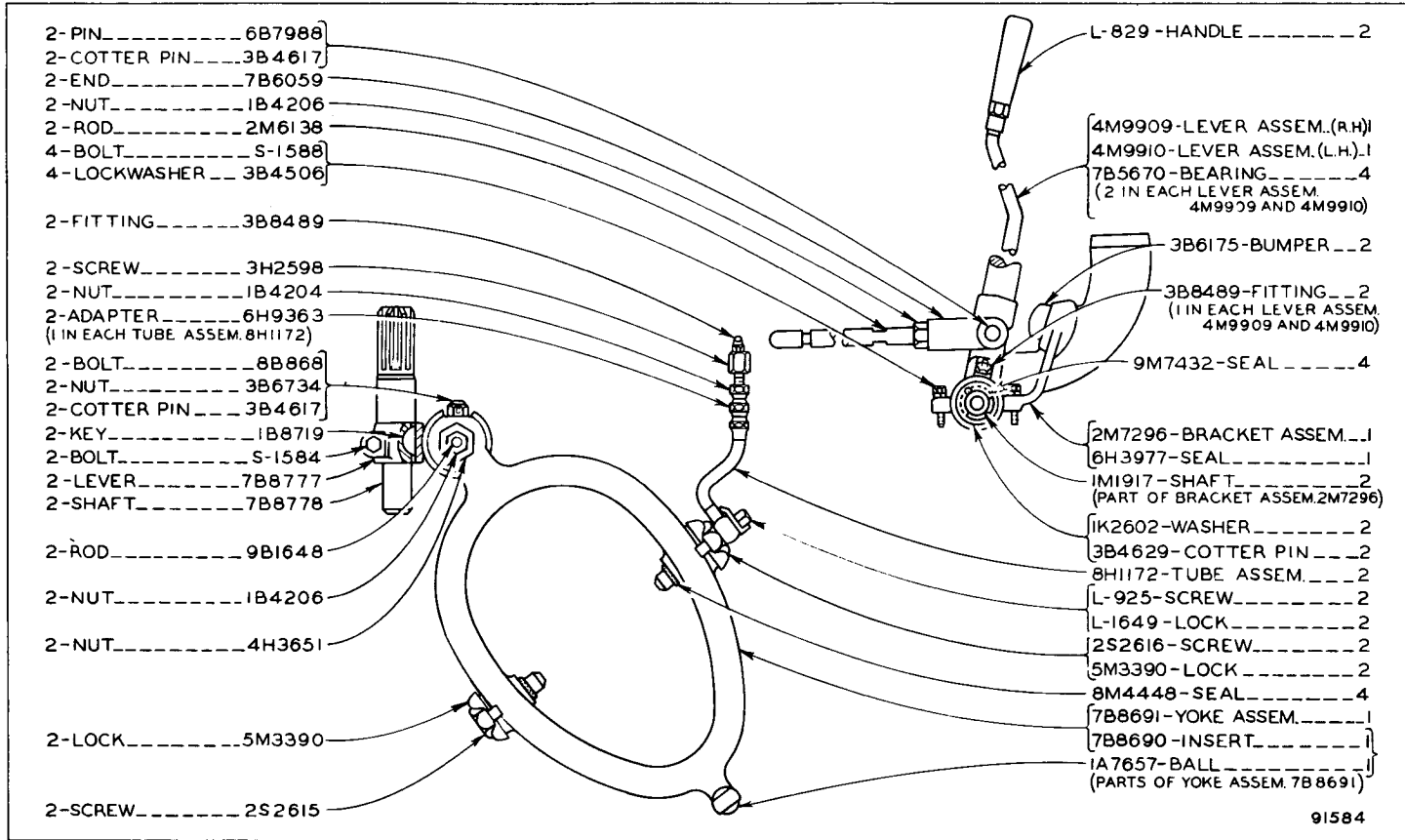
STEERING CLUTCH CONTROL





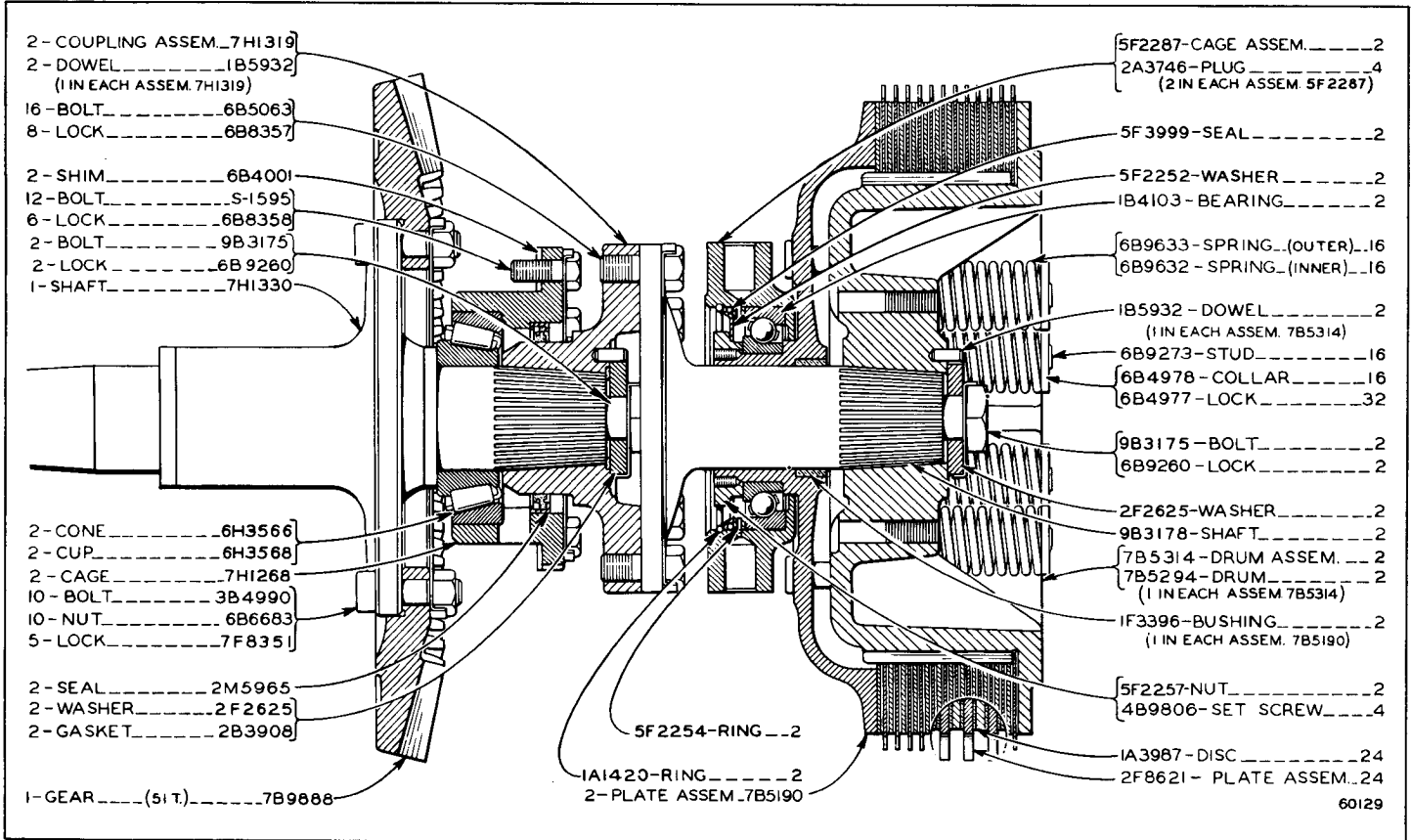
**2S7565 OIL PUMP GROUP**  
 Part of 8M6116 Bevel Gear Shaft Bearing Oil System Group  
 shown on front side of this insert





STEERING CLUTCH CONTROL  
Effective with Serial No. 37A1618

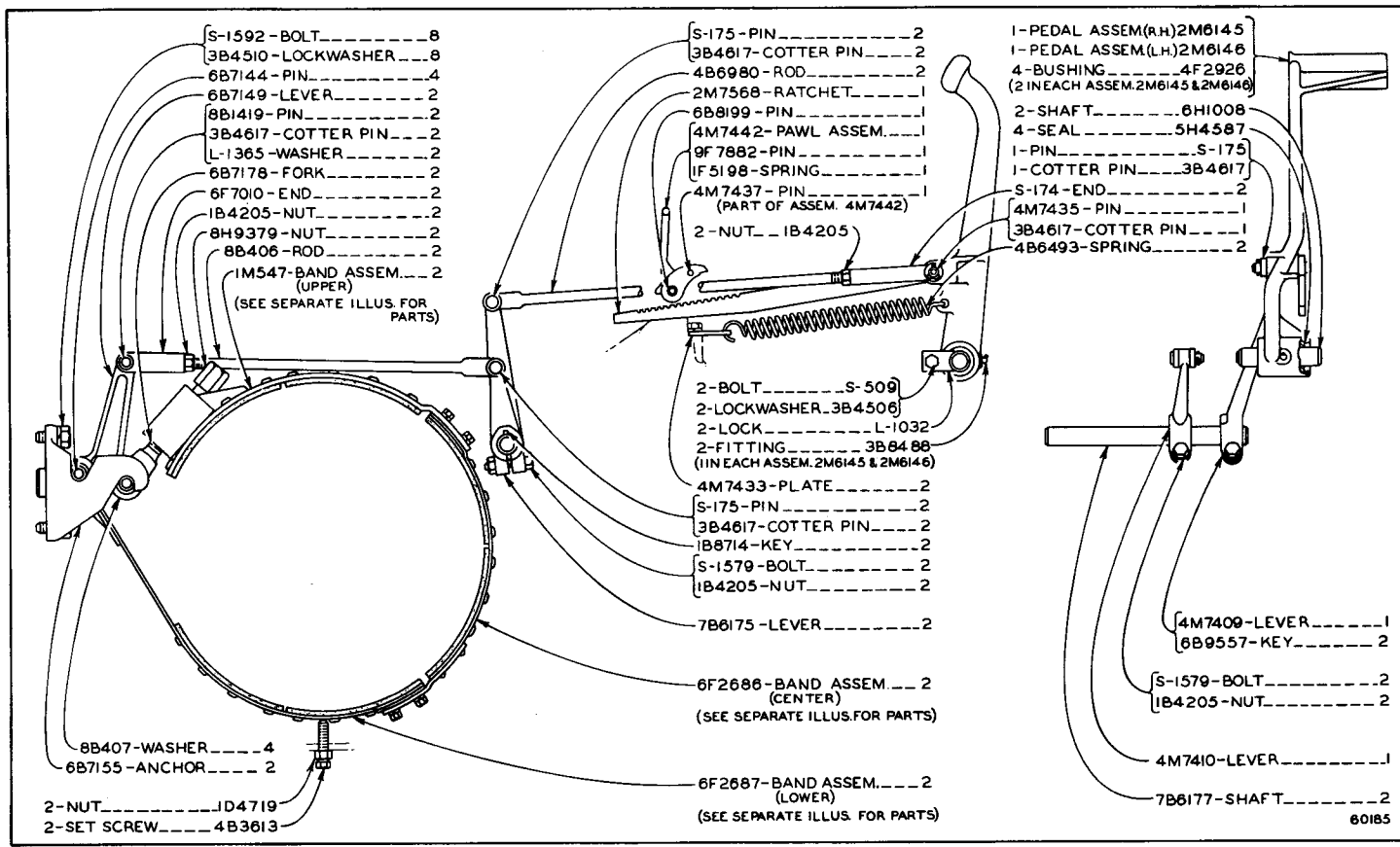
ONLY "CATERPILLAR" PARTS GIVE "CATERPILLAR" PERFORMANCE



STEERING CLUTCH

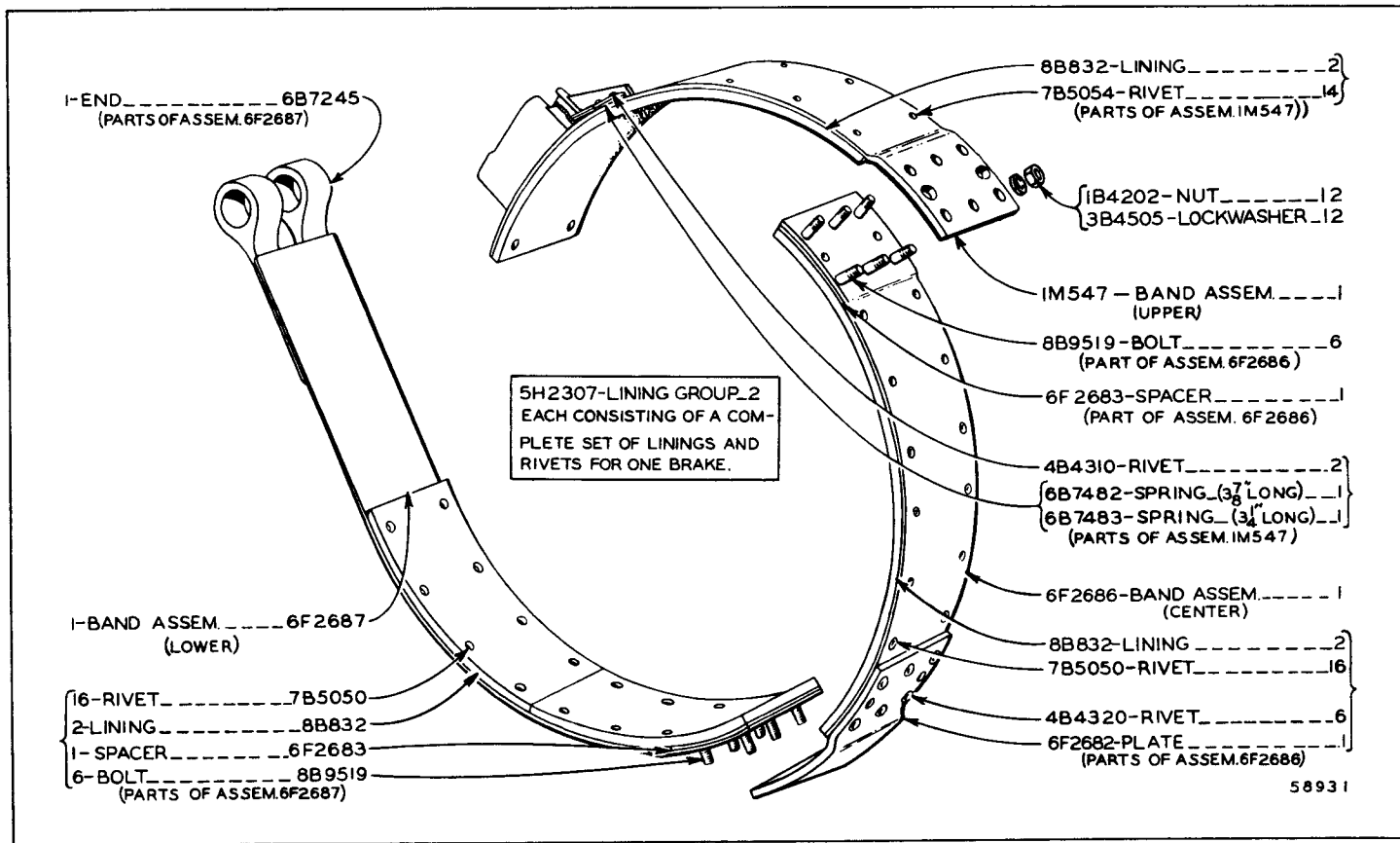
60129

ALWAYS GIVE SERIAL NUMBER WHEN ORDERING PARTS



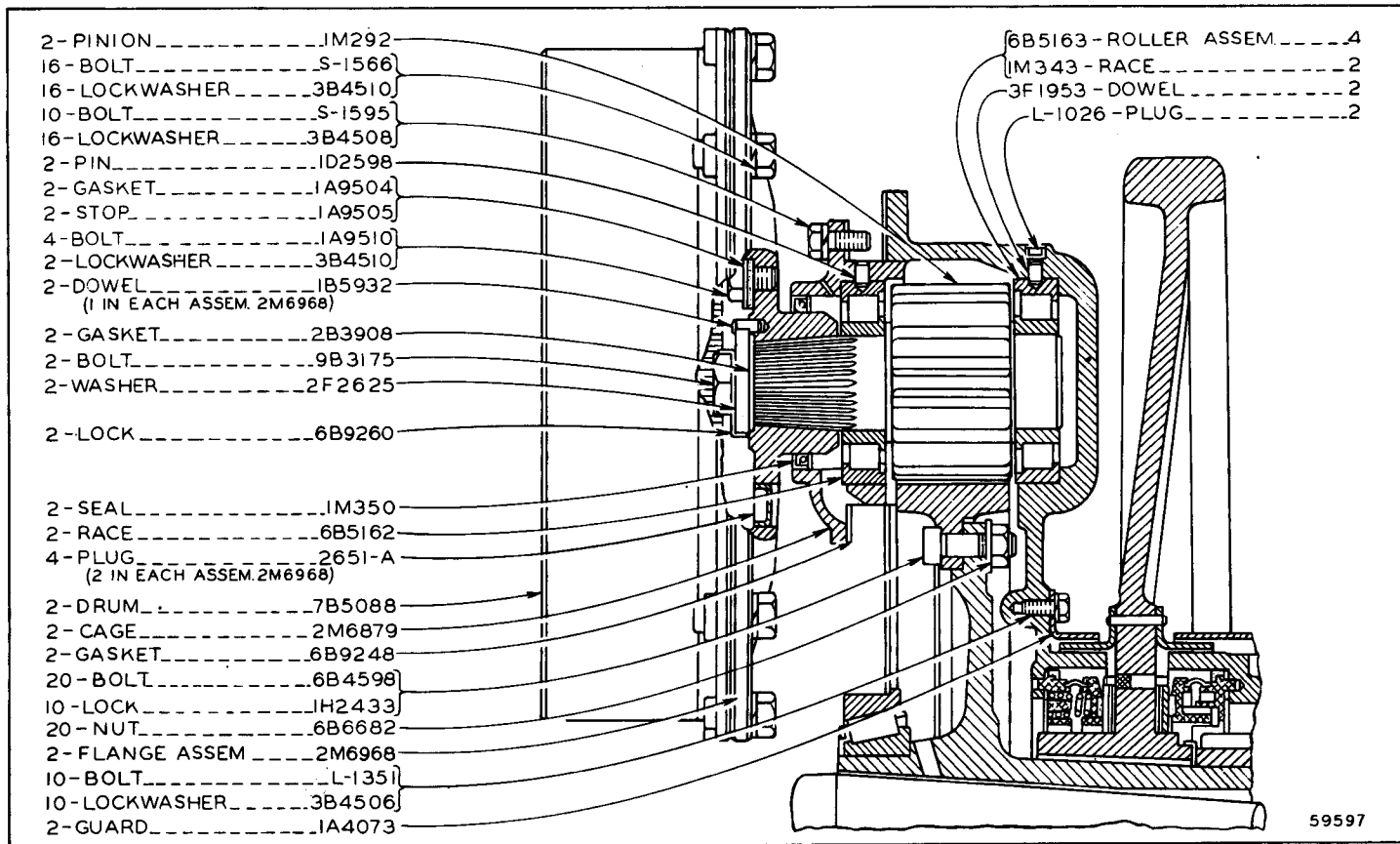
BRAKES

60185



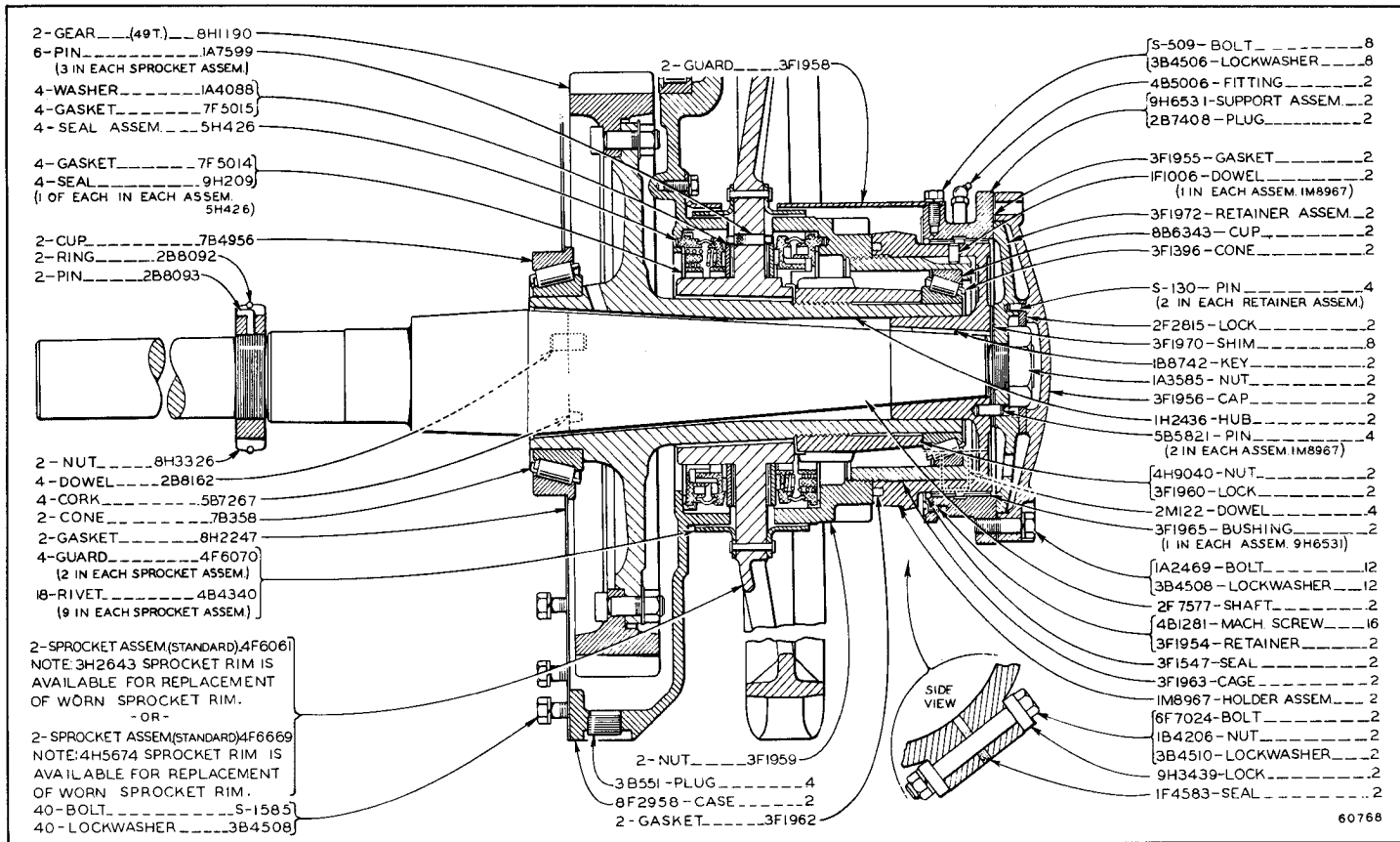
**BRAKE BAND ASSEMBLIES**  
Part of Brakes

ALWAYS GIVE SERIAL NUMBER WHEN ORDERING PARTS

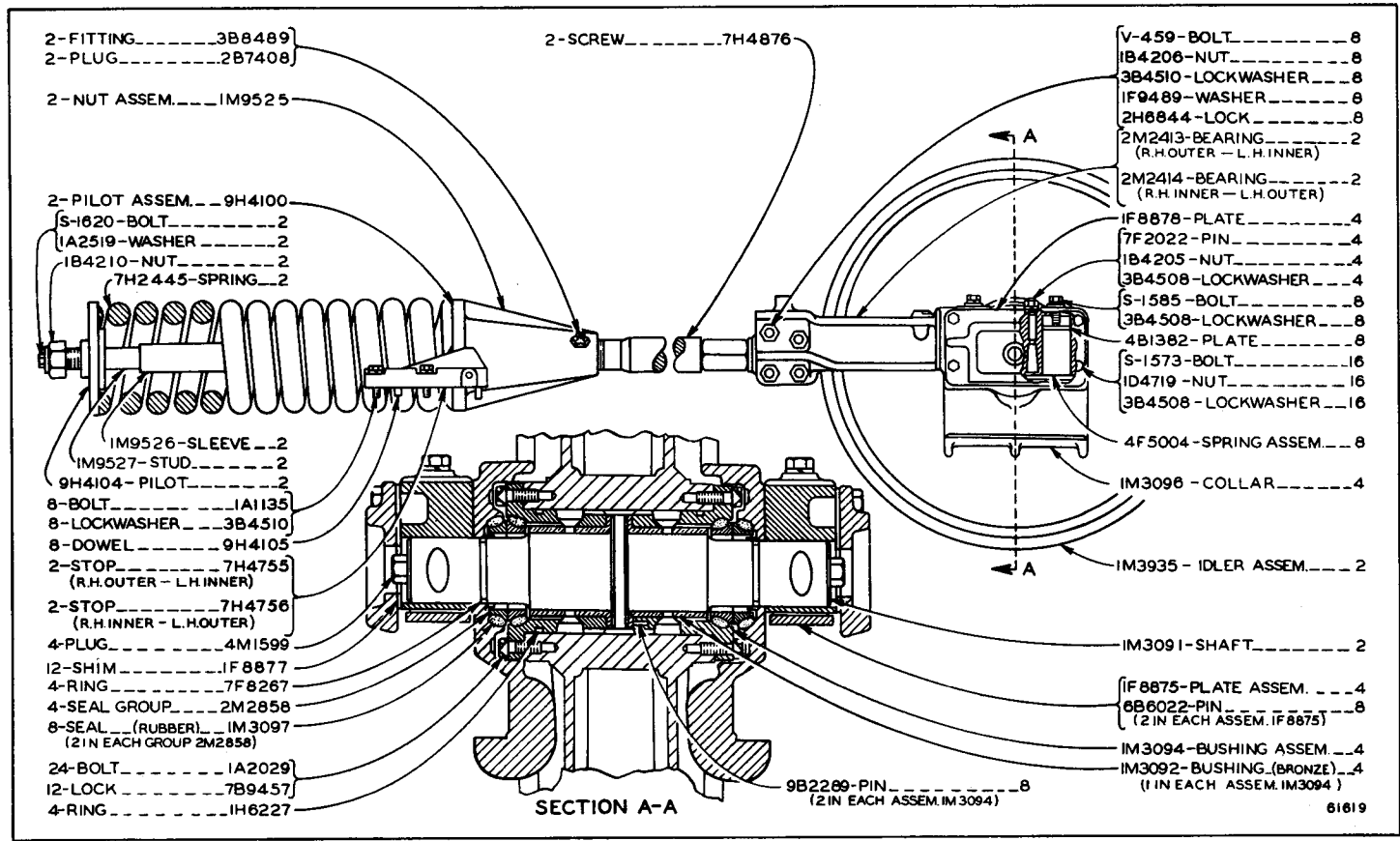


FINAL DRIVE—Part One

59597

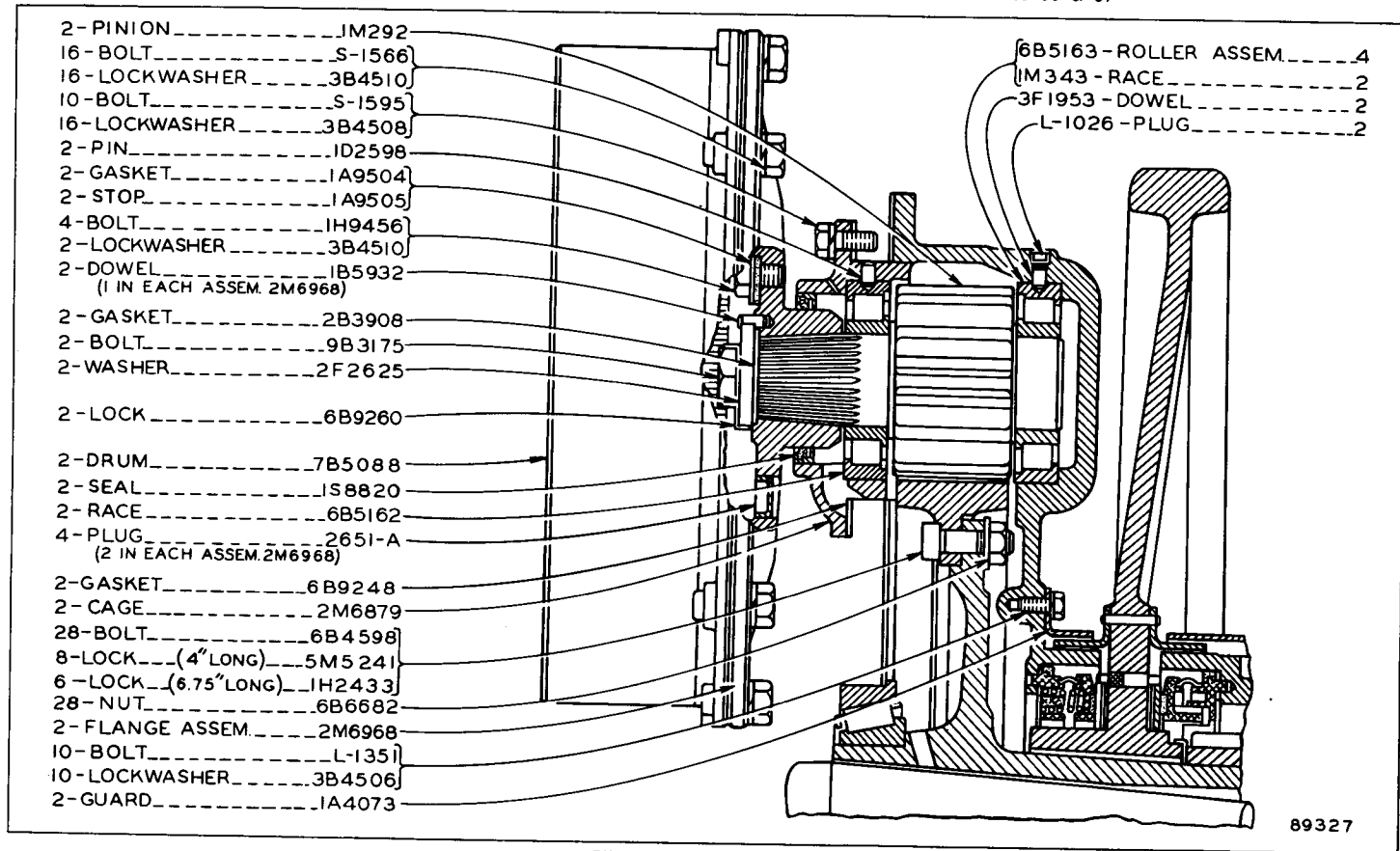


FINAL DRIVE—Part Two



**FRONT IDLER**

Refer also to Pages 130 and 134 for special parts



89327

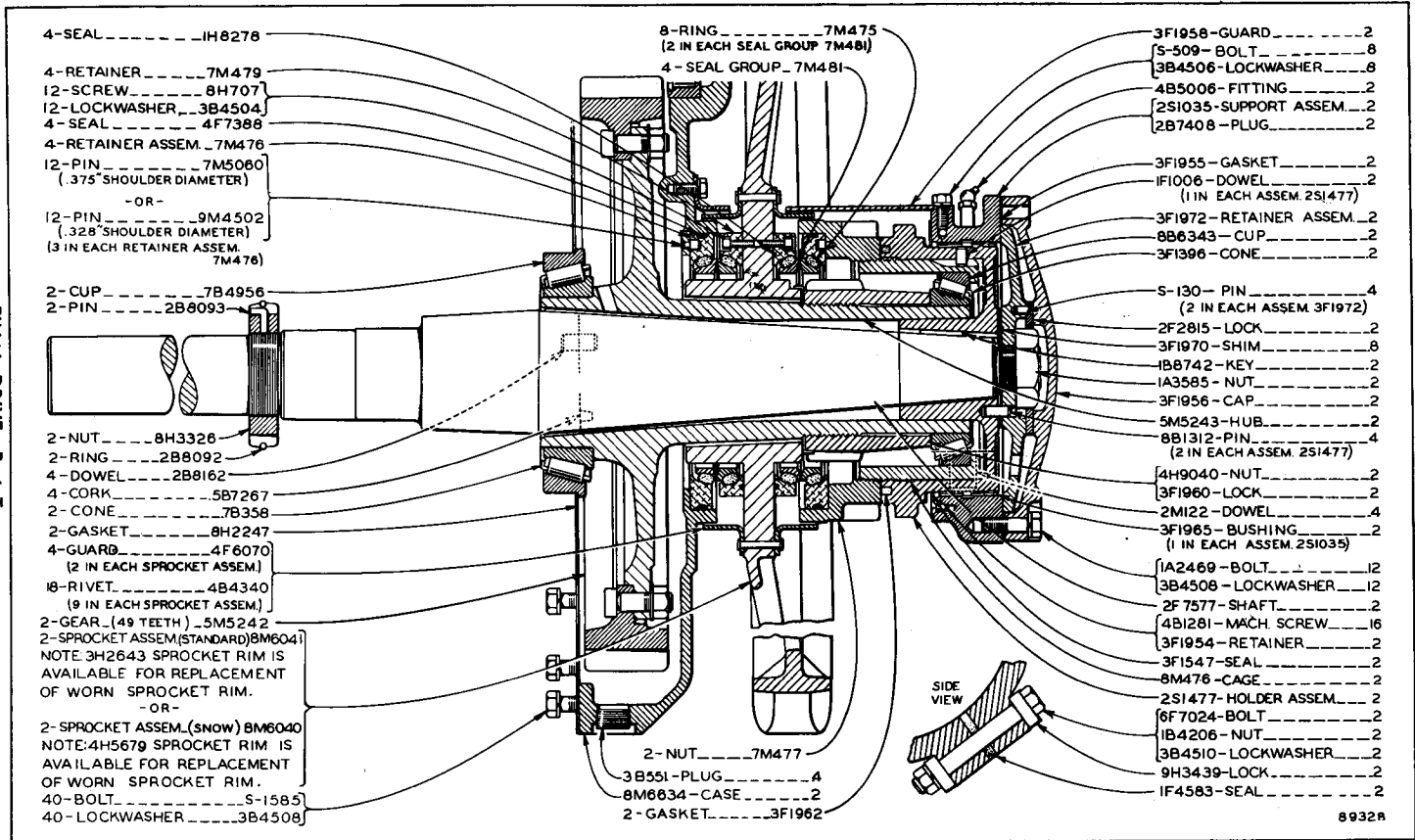
**FINAL DRIVE—Part One**

Effective with Serial No. 37A1534

Note: Quantities shown are those required for both R.H. and L.H. sides. Additional parts are shown on reverse side of this insert



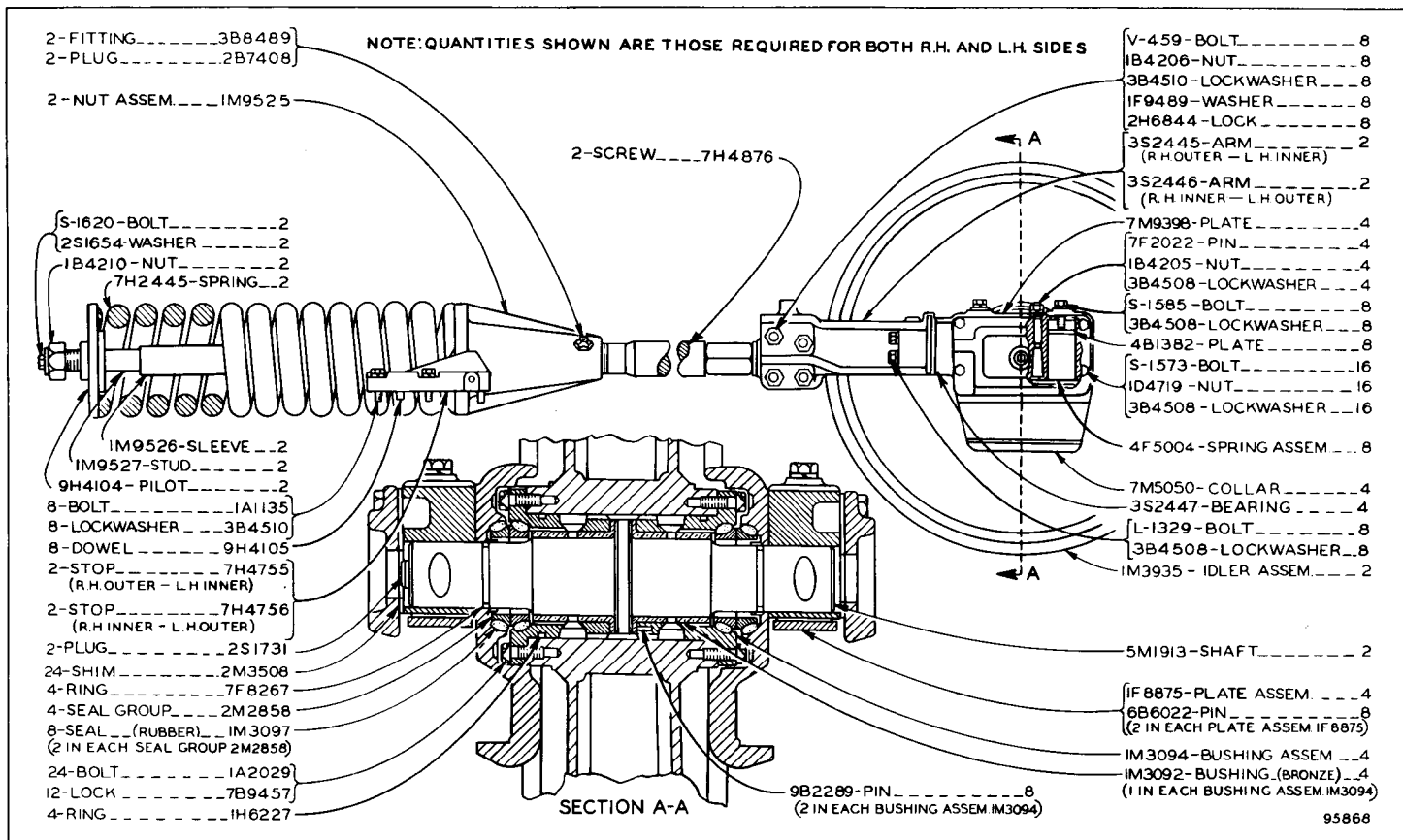
FINAL DRIVE—Part Two  
 Effective with Serial No. 37A1534  
 Note: Quantities shown are those required for both R.H. and L.H. sides



PRINTED IN U.S.A.

PARTS BOOK INSERT

FORM UE80011-3

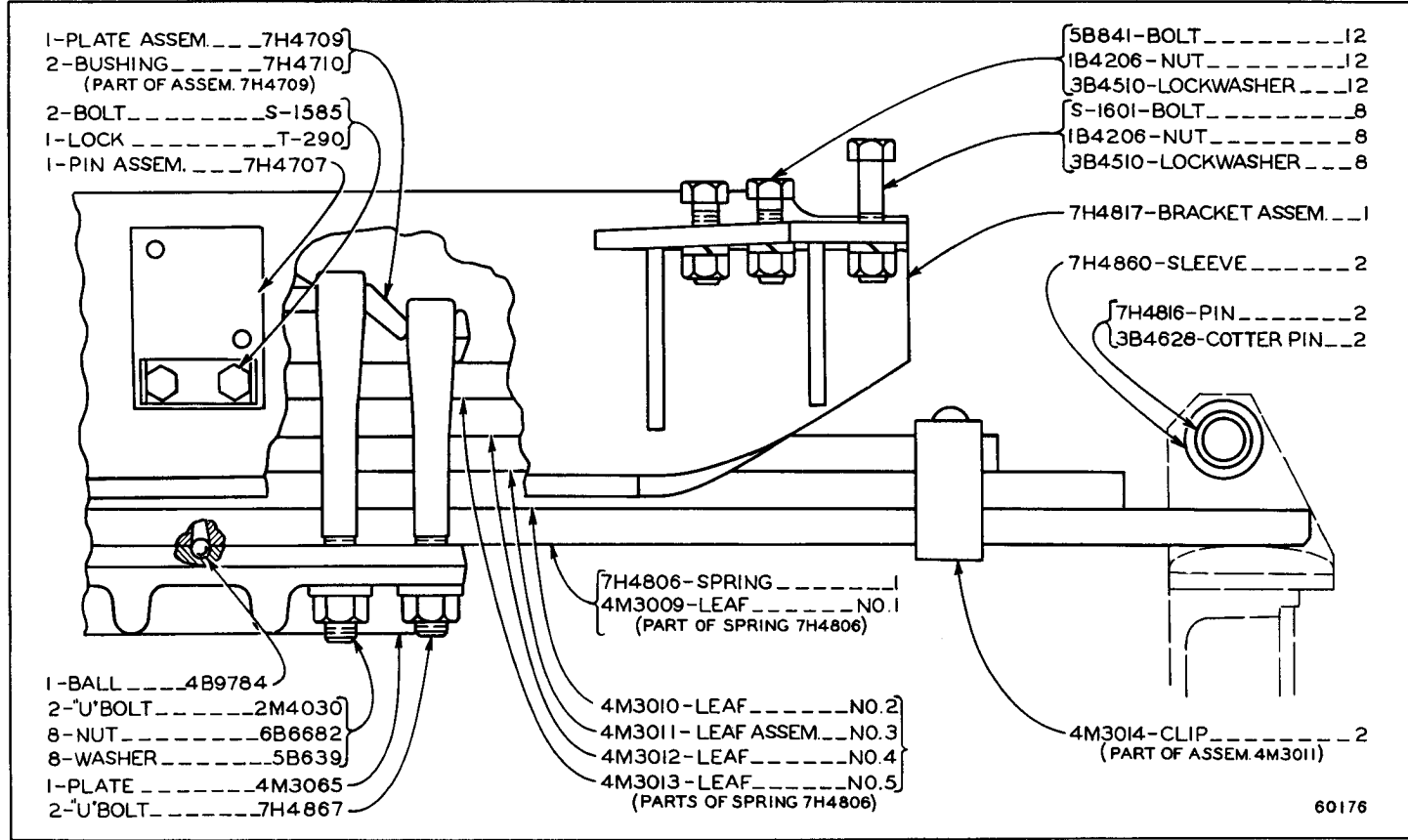


FRONT IDLER

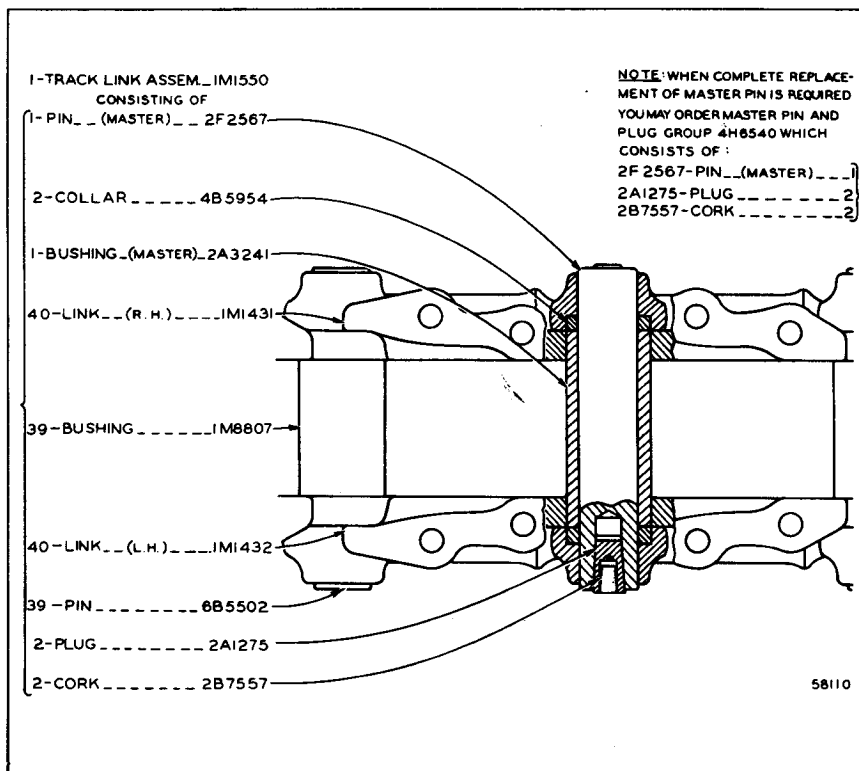
Effective with Serial No. 37A1870  
 Refer also to Page 130 and 134 for special parts

ONLY "CATERPILLAR" PARTS GIVE "CATERPILLAR" PERFORMANCE

CLUTCH, TRANSMISSION AND CHASSIS 69



**EQUALIZER SPRING**  
 Refer also to Page 133 for special parts



Name	Shoe (40 Req'd. for one Track)	Complete Track Group (Hardware Included) 2 Req'd. per Tractor
16" Grouser Shoe	IM3017	IM1614
18" Grouser Shoe	IM3021	IM1620
20" Grouser Shoe	IM4440	IM4444
24" Grouser Shoe	IM4441	IM4443

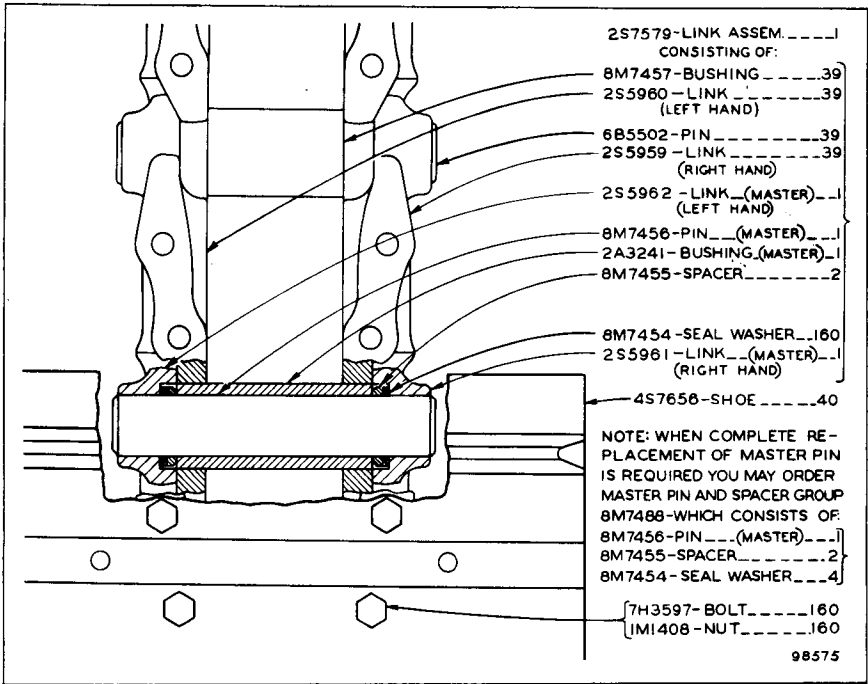
NOTE: 7H3597 Track Shoe Bolt—160 Req'd. for one Track  
IM1408 Nut—Used with 7H3597

#### TRACK GROUPS—2 Groups Required

Note: IM9022 Track Pin and Bushing Group, consisting of a complete set of Pins and Bushings for one Track, is available. Refer also to Pages 131 and 133 for special parts

**ALWAYS GIVE SERIAL NUMBER WHEN ORDERING PARTS**

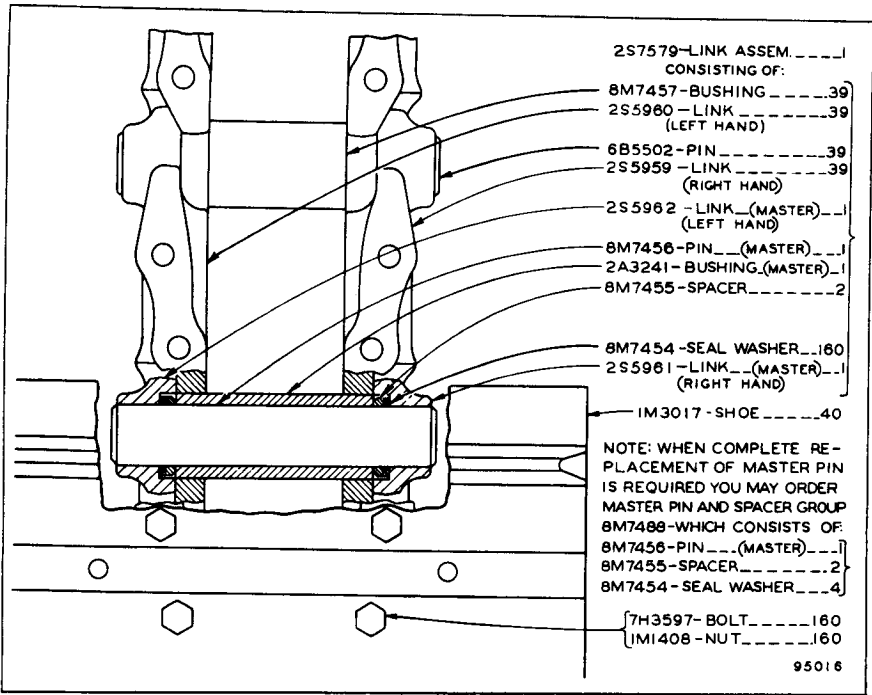
D6 TRACTOR - FORM UE033764 - BETWEEN PAGES 70 & 71



4S7946 TRACK GROUP--16" GROUSER SHOE--2 GROUPS REQUIRED  
 EFFECTIVE WITH SERIAL NO. 37A2237

NOTE: 8M7486 TRACK PIN AND BUSHING GROUP, CONSISTING OF COMPLETE  
 SET OF PINS AND BUSHINGS FOR ONE TRACK, IS AVAILABLE

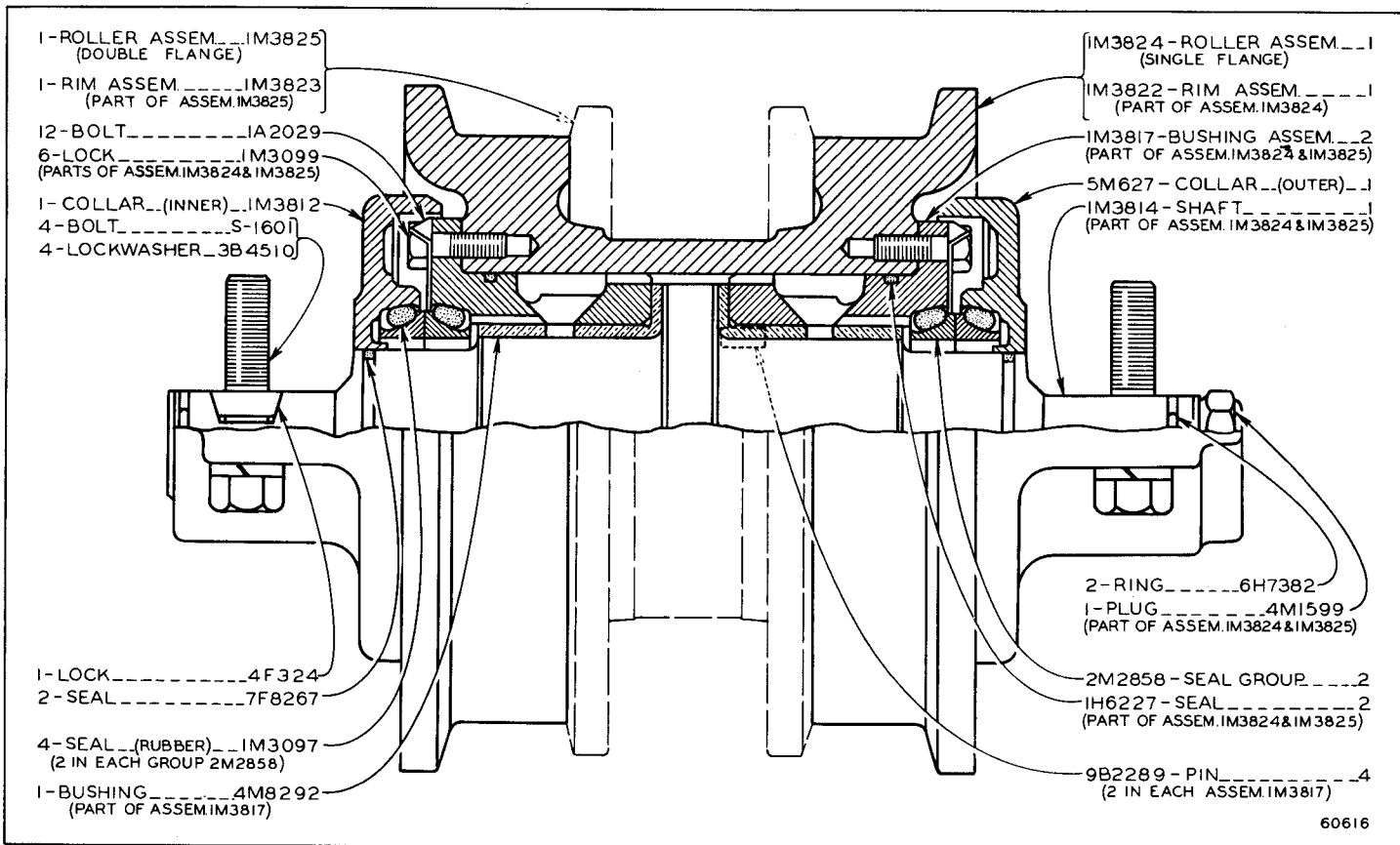
D6 TRACTOR - FORM 33764 - BETWEEN PAGES 70 & 71



**2S7585 TRACK GROUP—16" Grouser Shoe—2 Groups Required**

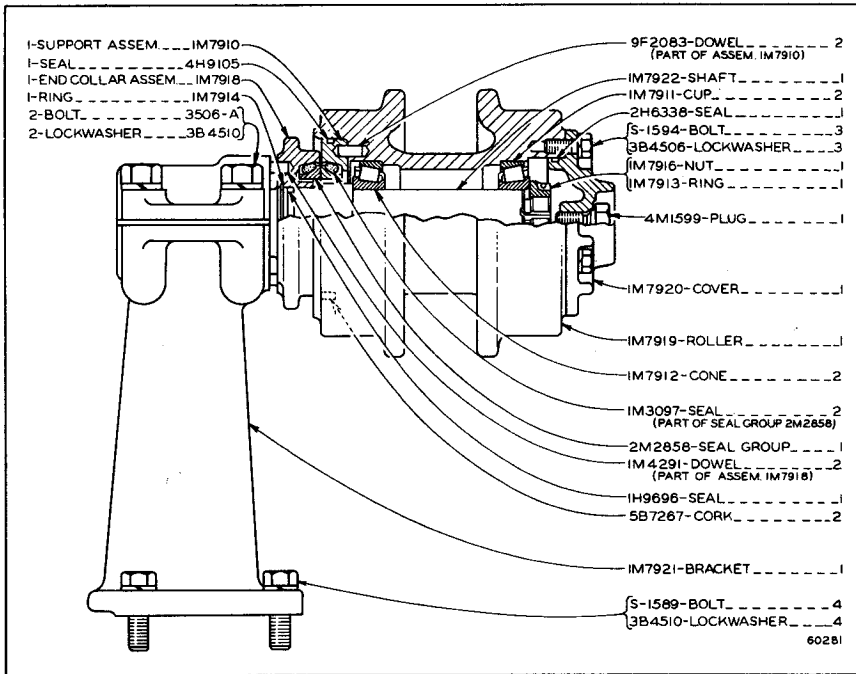
Effective with Serial No. 37A1811

Note: 8M7486 Track Pin and Bushing Group, consisting of a complete set of Pins and Bushings for one Track, is available. Refer also to Page 131 for special parts



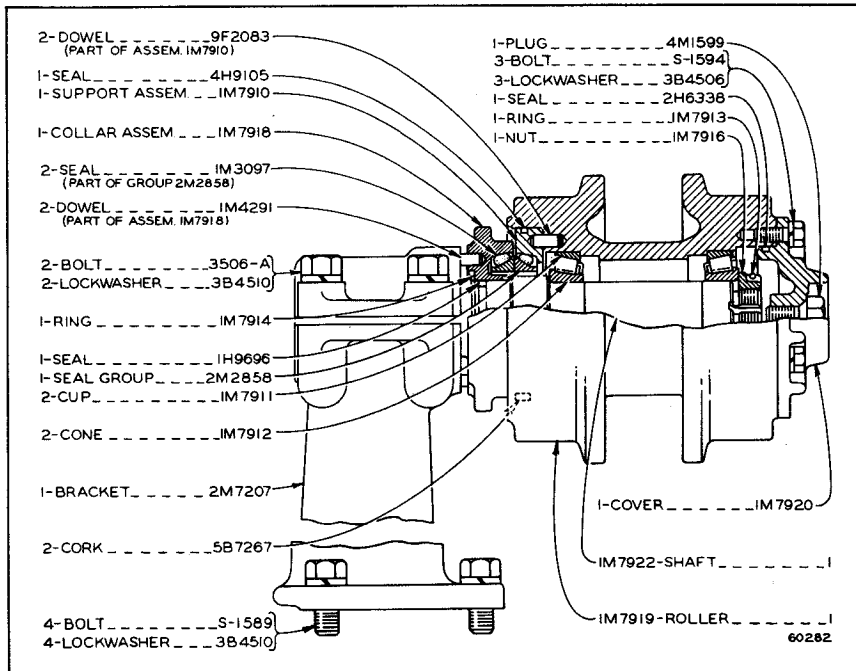
60616

IM3826 TRACK ROLLER GROUP—Single Flange—4 Groups Required  
 IM3827 TRACK ROLLER GROUP—Double Flange—8 Groups Required  
 Only separate parts serviced



### IM7923 TRACK CARRIER ROLLER GROUP—Rear—2 Groups Required

Refer also to Page 130 for special parts

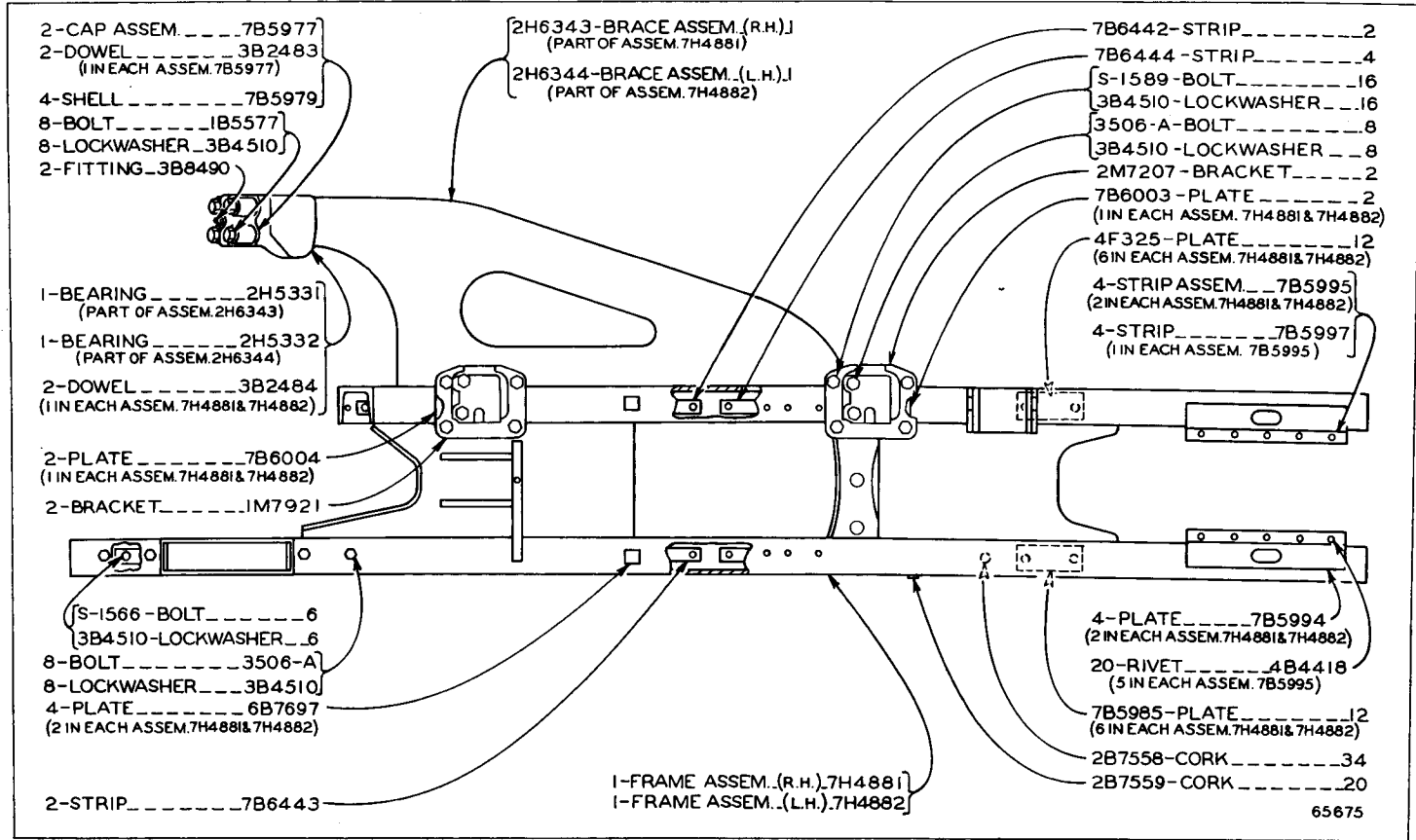


### 2M7208 TRACK CARRIER ROLLER GROUP—Front—2 Groups Required

Refer also to Page 130 for special parts

ALWAYS GIVE SERIAL NUMBER WHEN ORDERING PARTS





TRACK ROLLER FRAME

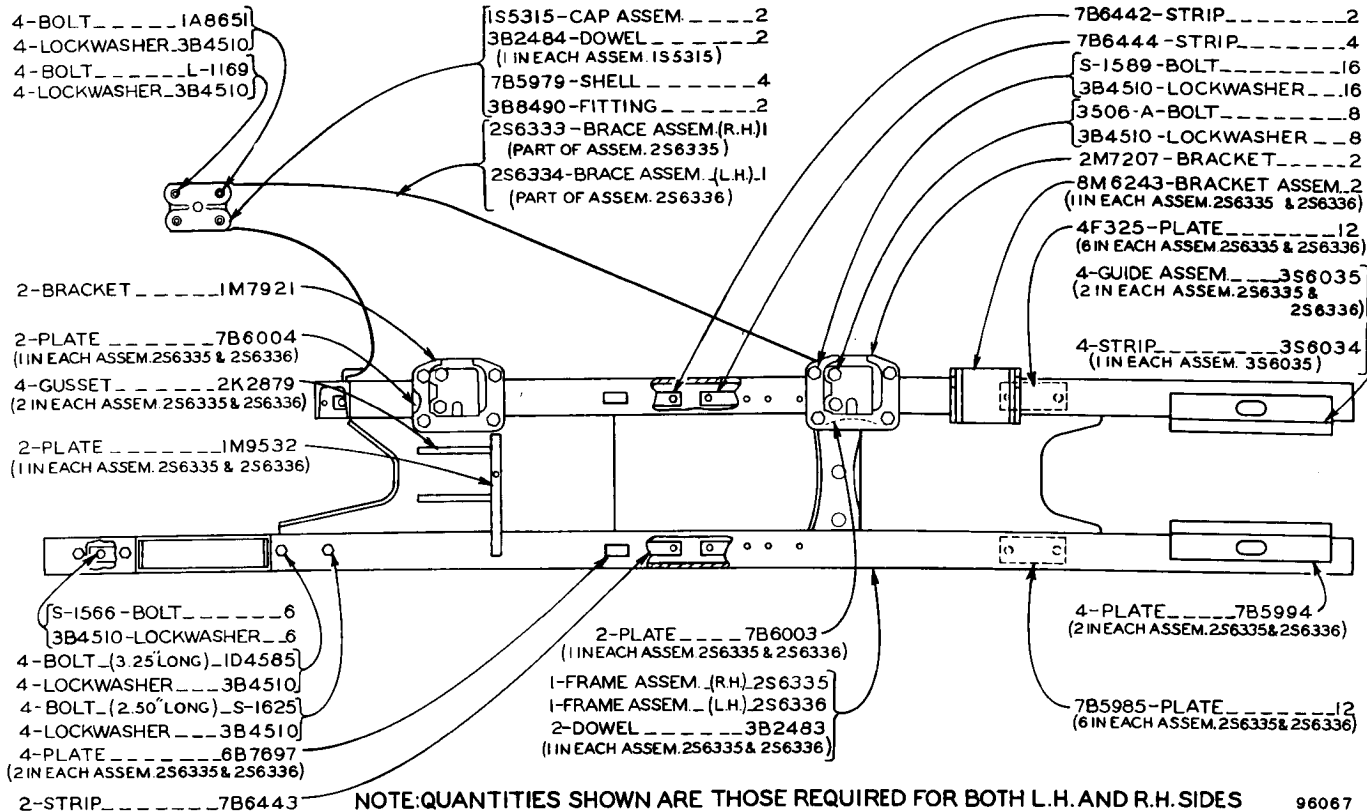
Effective with Serial No. 37A480

Note: Quantities shown are those required for both R.H. and L.H. sides

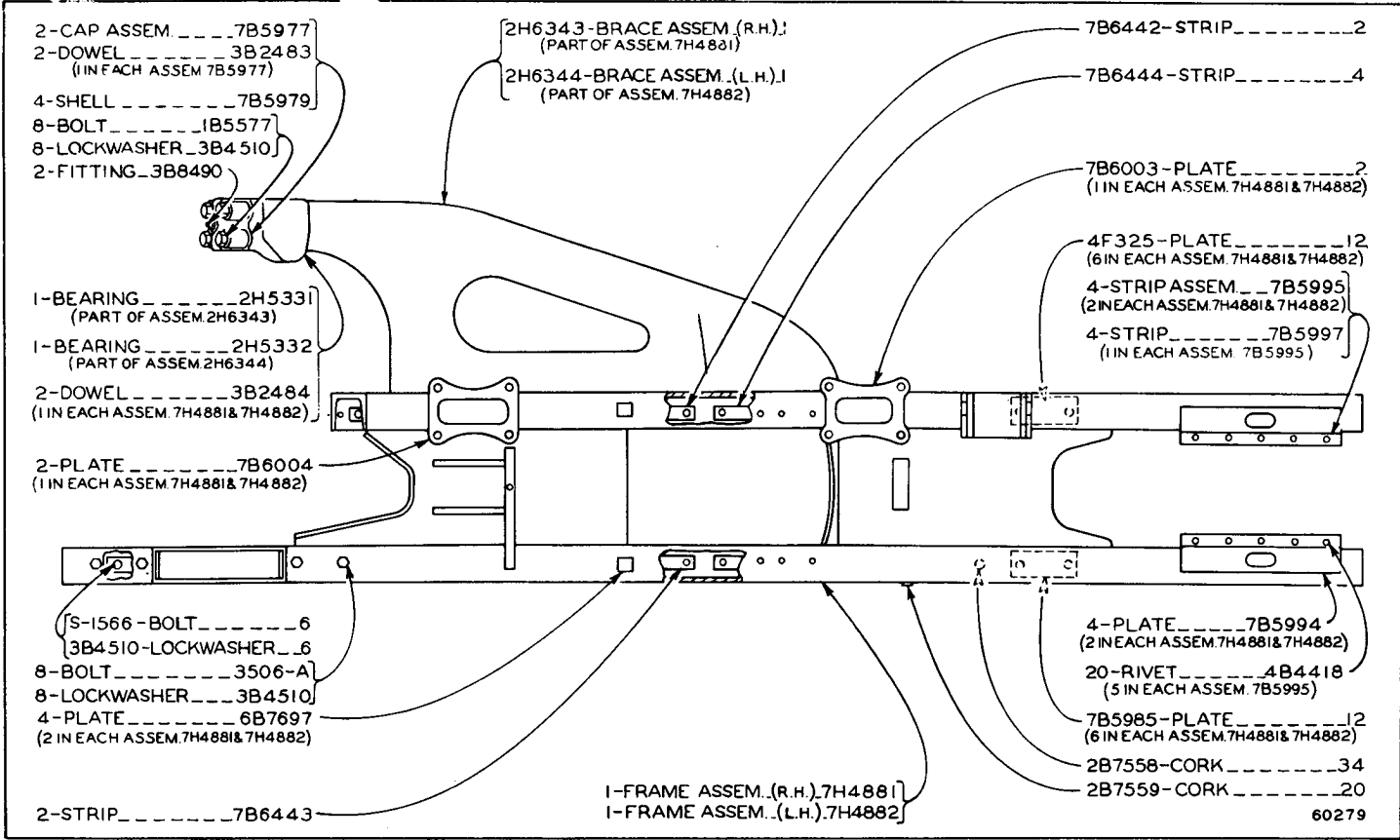
PRINTED IN U.S.A.

PARTS BOOK INSERT

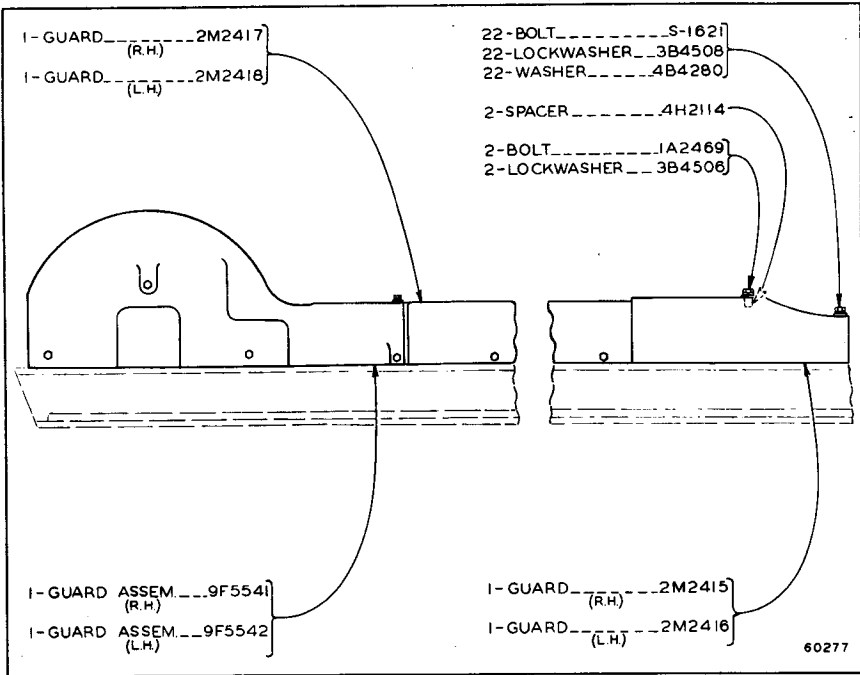
FORM UE80011-14



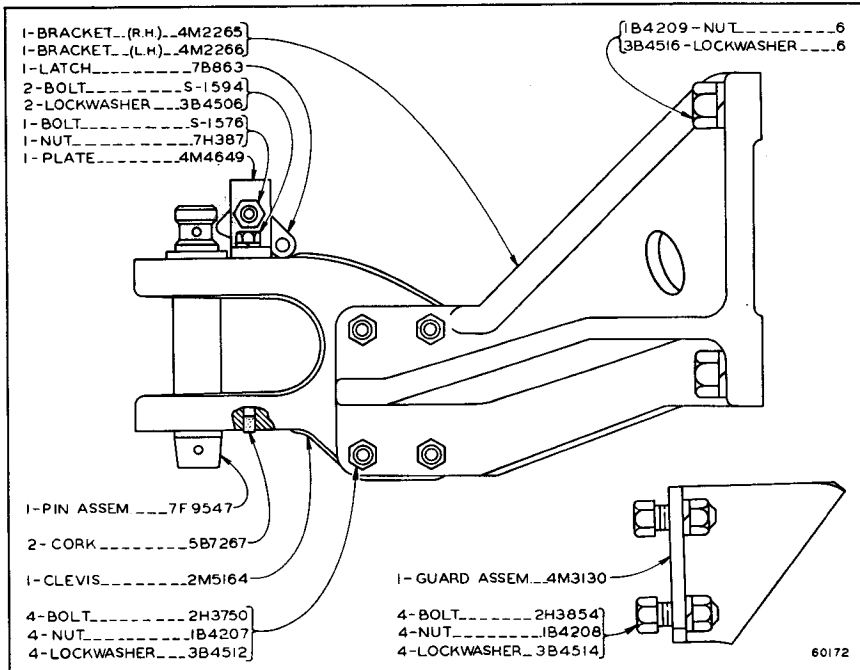
9607



TRACK ROLLER FRAME



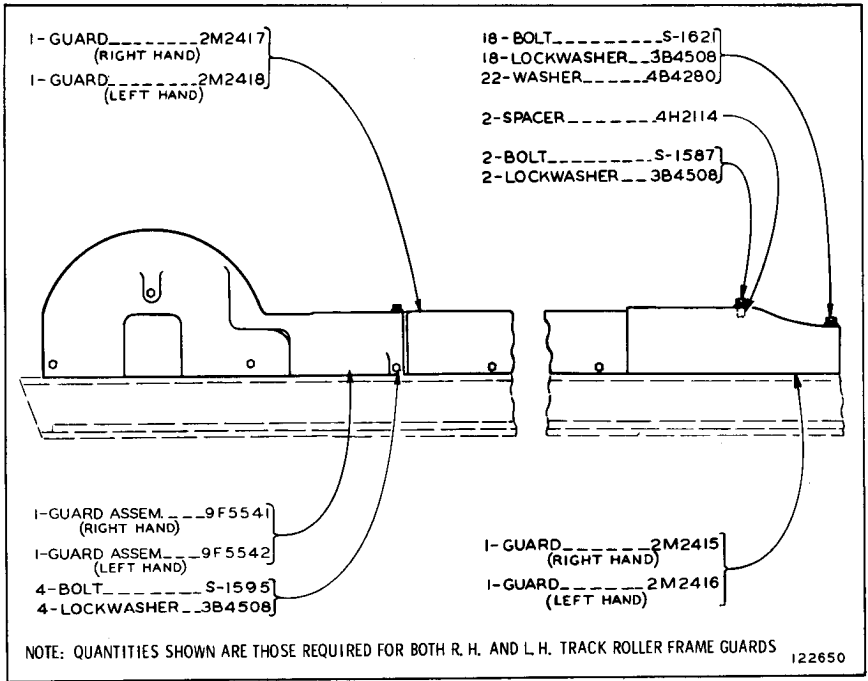
TRACK ROLLER FRAME GUARDS



SWINGING DRAWBAR

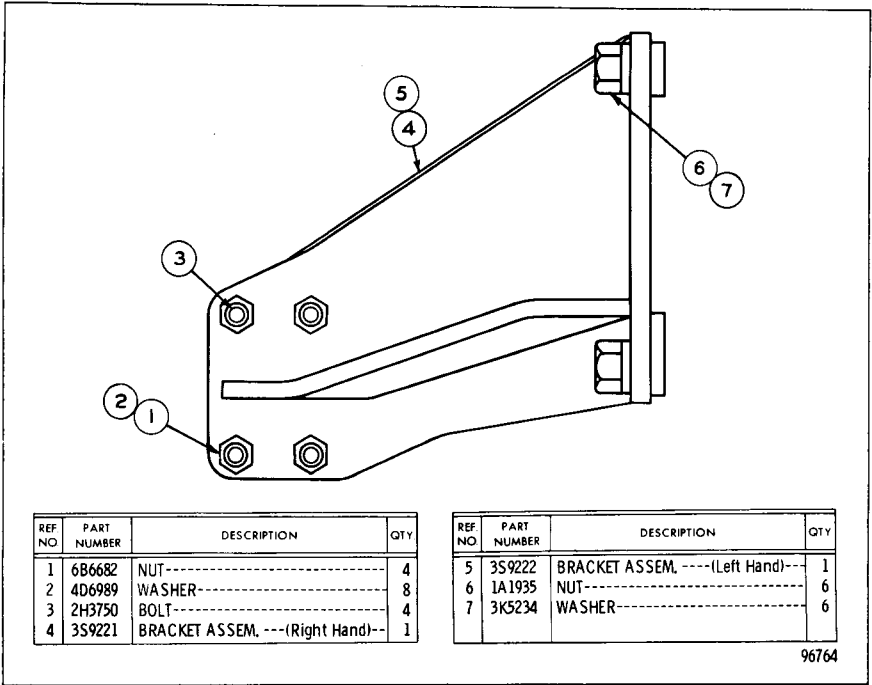
Refer also to Page 79 for special parts

ALWAYS GIVE SERIAL NUMBER WHEN ORDERING PARTS

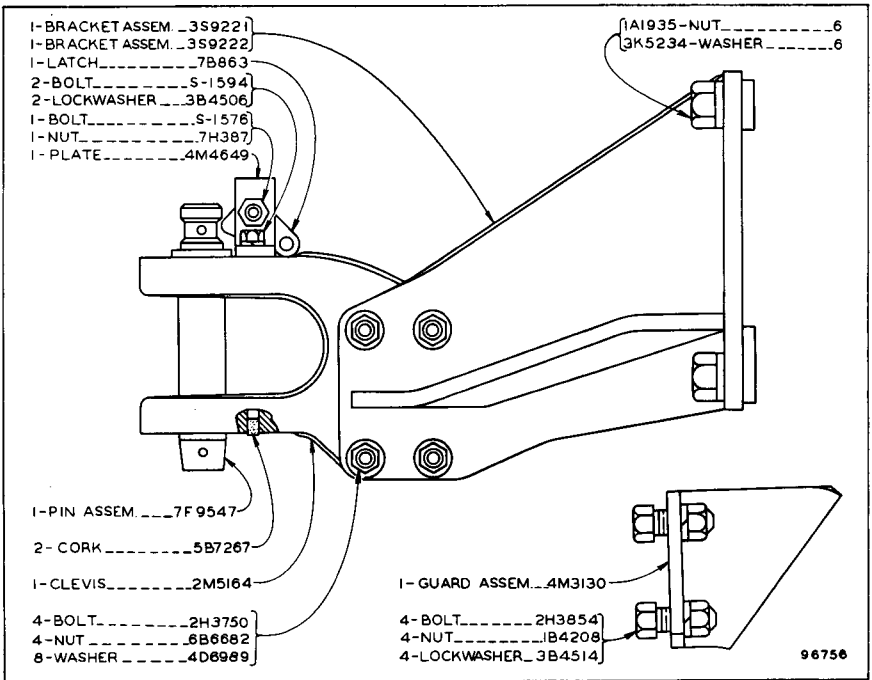


TRACK ROLLER FRAME GUARD

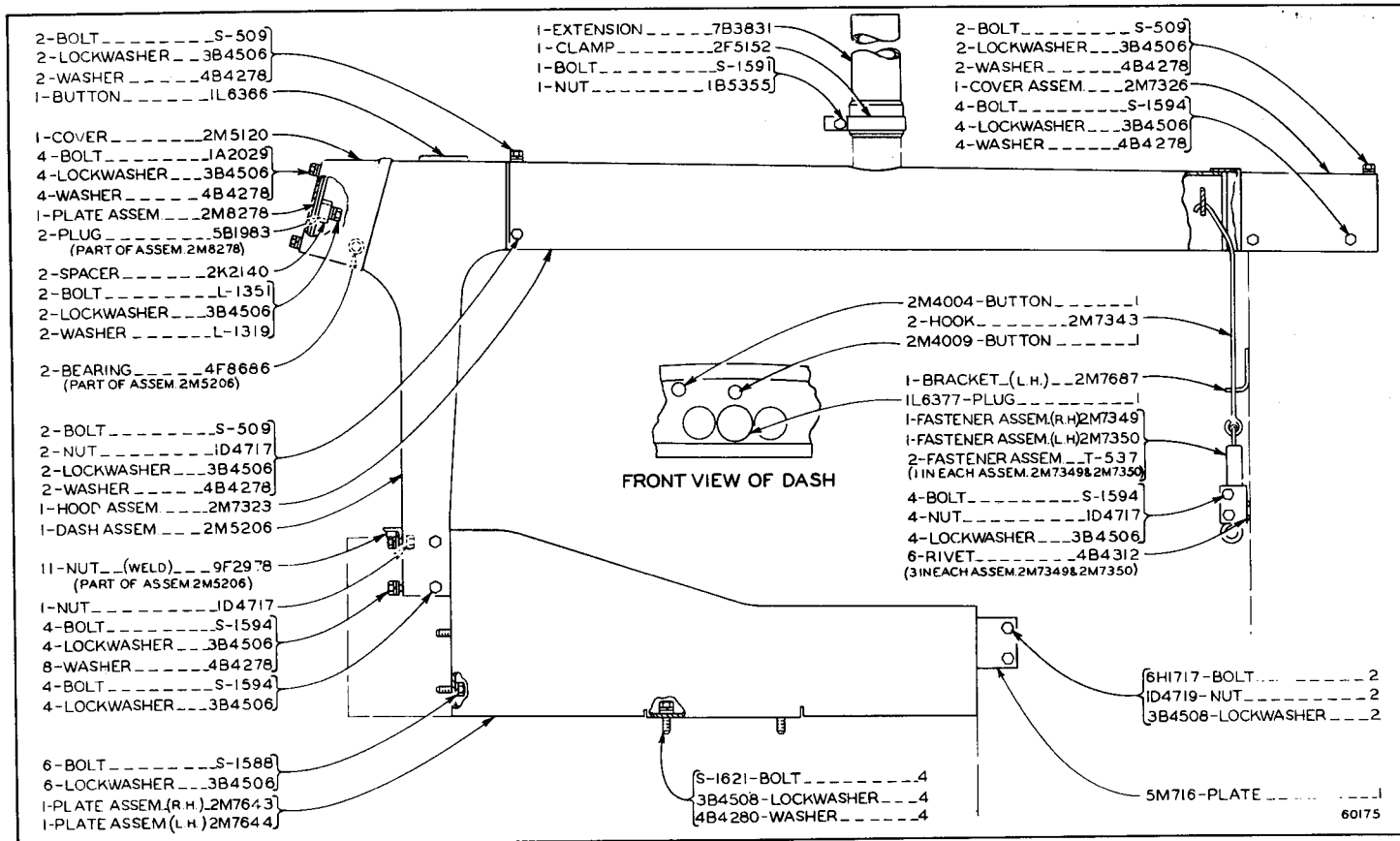
D6 TRACTOR - FORM 33764 - BETWEEN PAGES 74 & 75



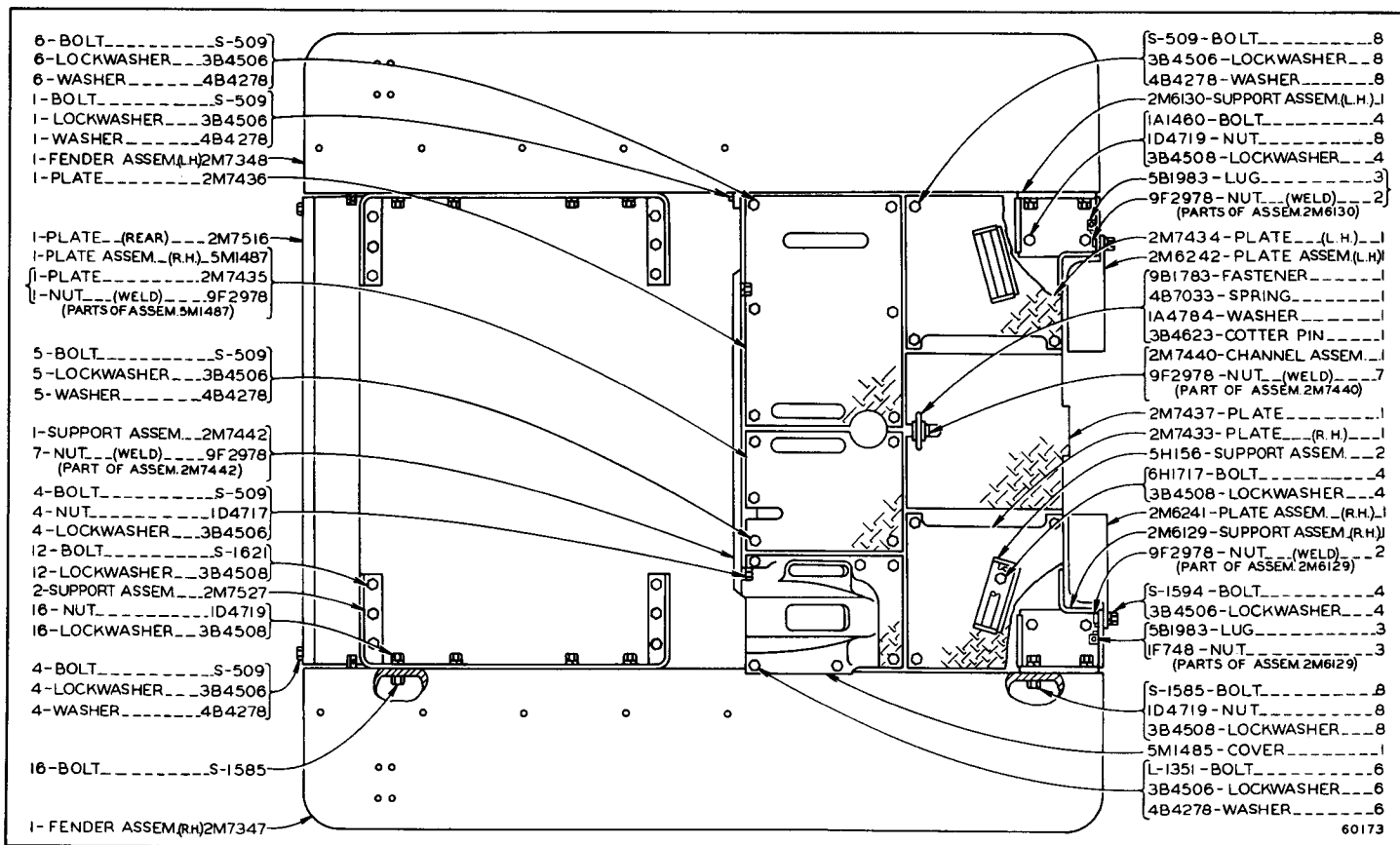
**3S998 DRAWBAR BRACKET GROUP**  
**FOR FIELD REPLACEMENT OF 2S1371 AND 2S1372 BRACKET ASSEMBLIES**  
 Serial No. 37A1 to 37A2047 inclusive



**DRAWBAR**  
 Effective with Serial No. 37A2048  
 Refer also to Page 79 for special parts

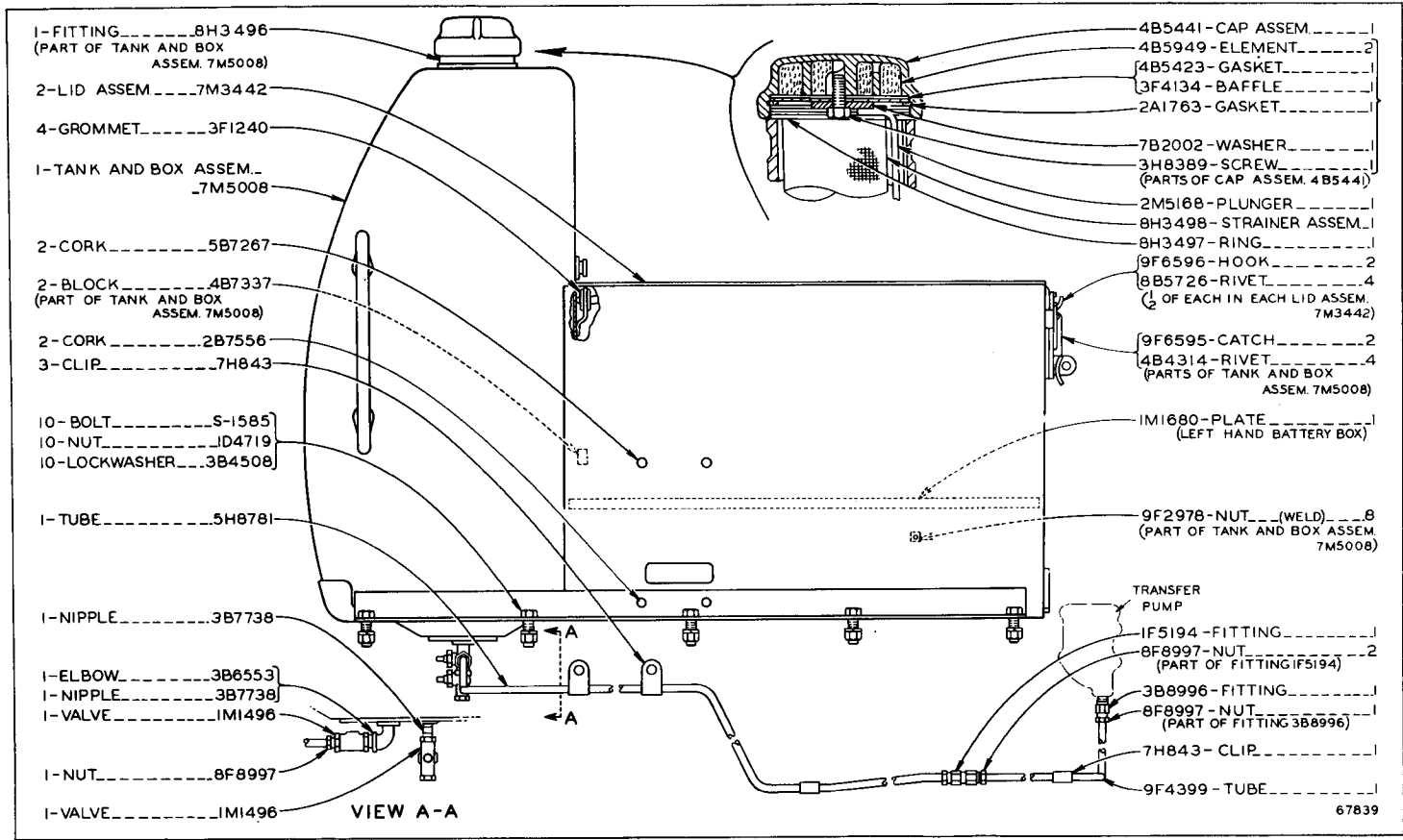


ALWAYS GIVE SERIAL NUMBER WHEN ORDERING PARTS



FENDERS

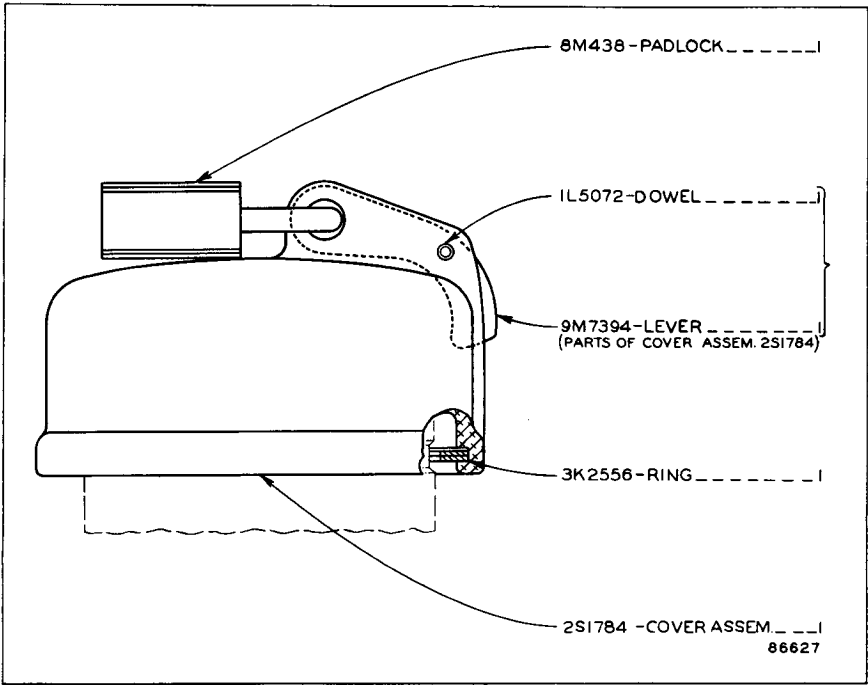




67839

**FUEL SYSTEM AND BATTERY BOX**  
Effective with Serial No. 37A696

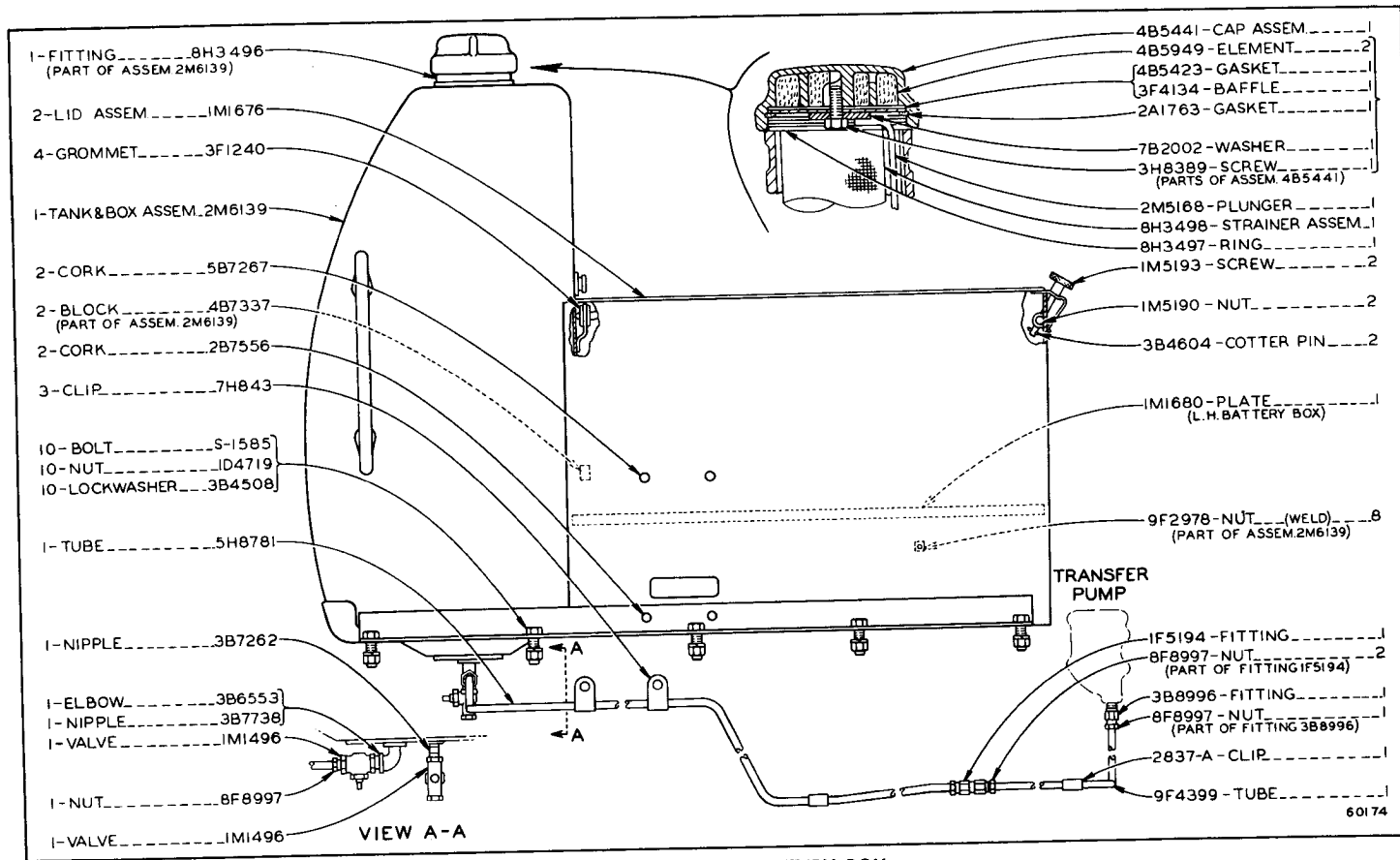
D6 TRACTOR—60 INCH GAUGE—FORM 33764—  
INSERT BETWEEN PAGES 76 & 77

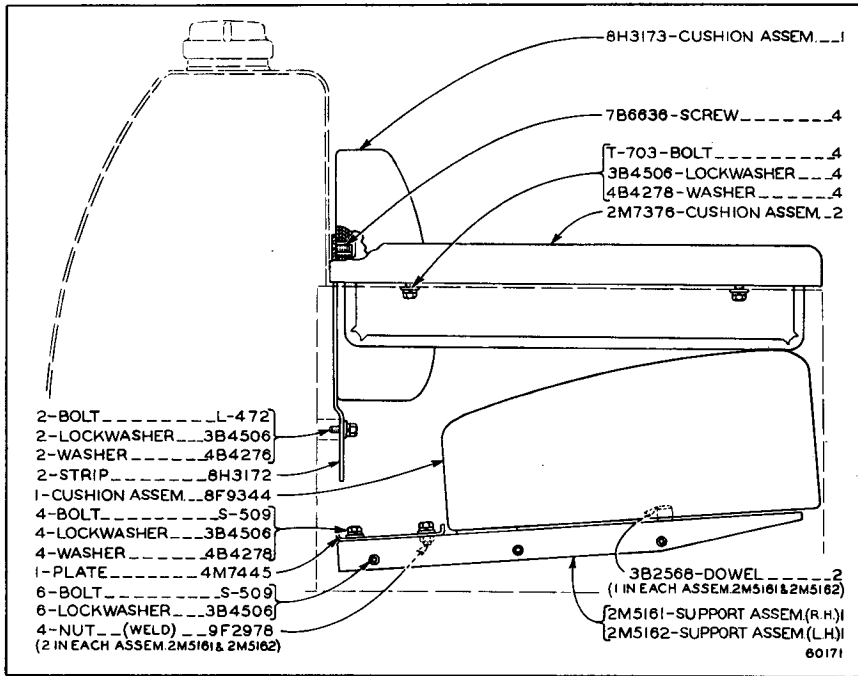


**1S6307 PROTECTION COVER GROUP**  
Provides protective cover for Fuel Tank Cap

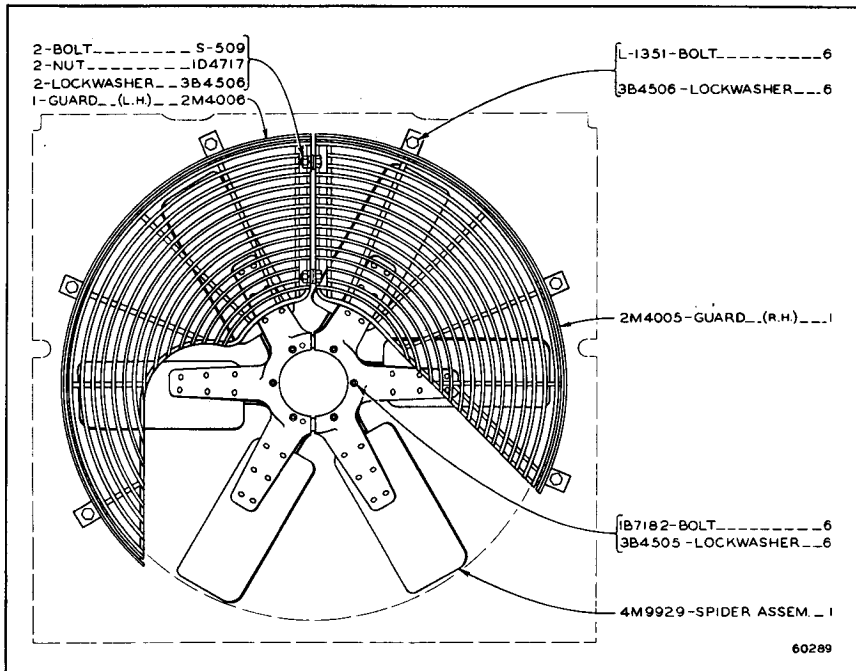
PRINTED IN U.S.A.

ONLY "CATERPILLAR" PARTS GIVE "CATERPILLAR" PERFORMANCE





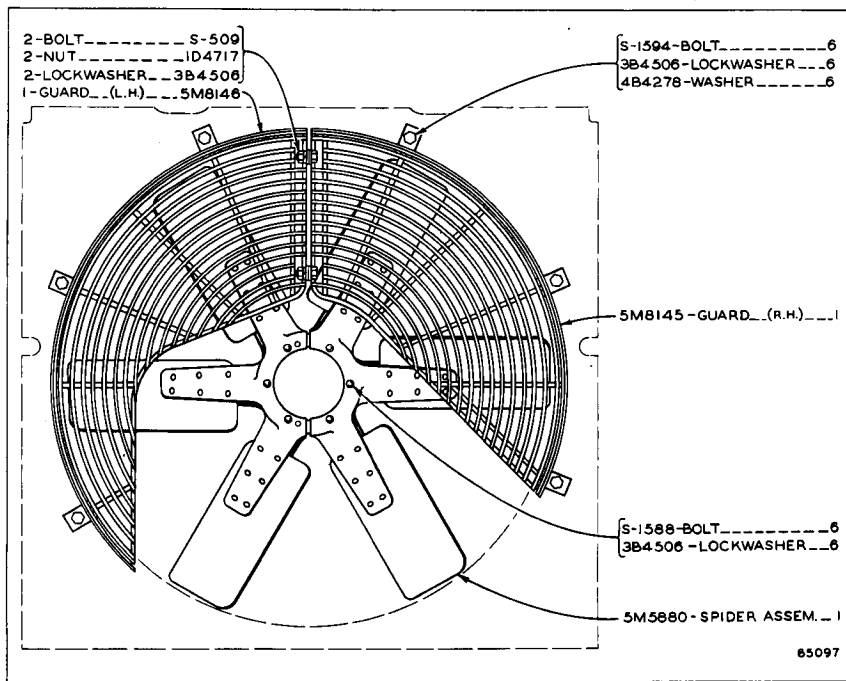
SEAT CUSHIONS



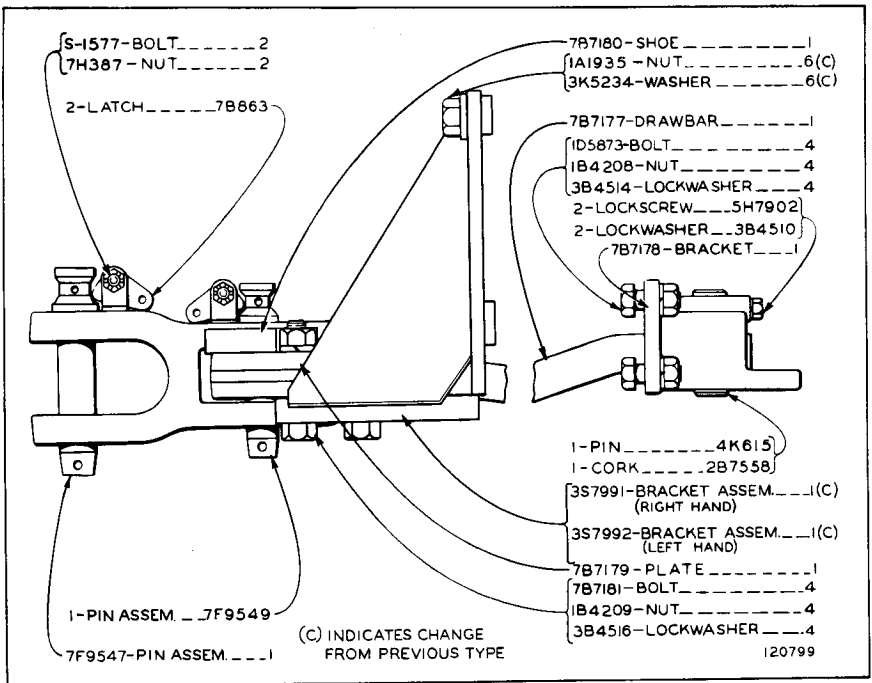
2M4867 BLOWER FAN GROUP

ALWAYS GIVE SERIAL NUMBER WHEN ORDERING PARTS

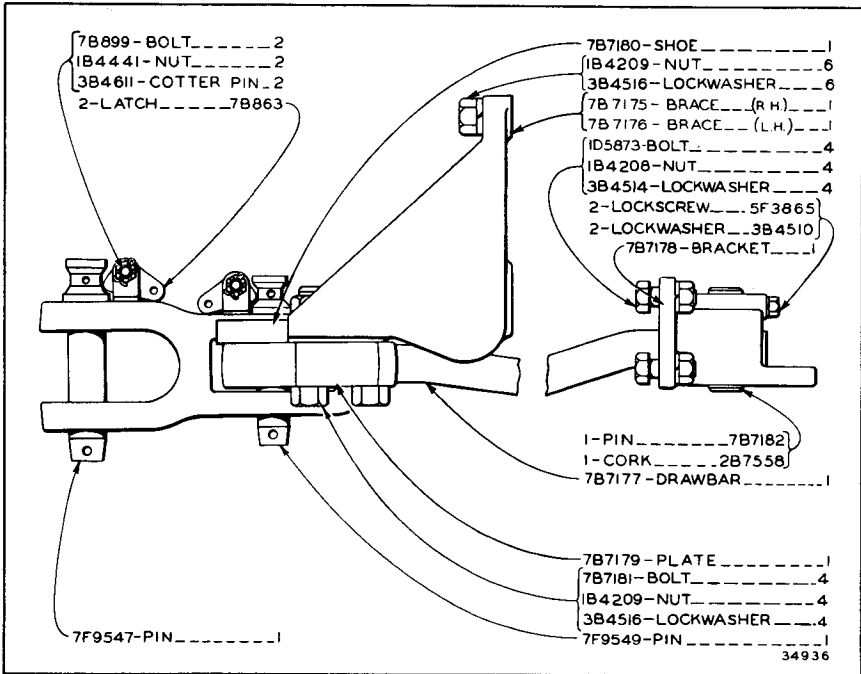
PRINTED IN U.S.A. D6 TRACTOR—60 INCH GAUGE—FORM 33764—INSERT  
BETWEEN PAGES 78 & 79 AND CROSS OUT ILLUSTRATION  
64434 SHOWN ON INSERT NO. 18 DATED 12-60



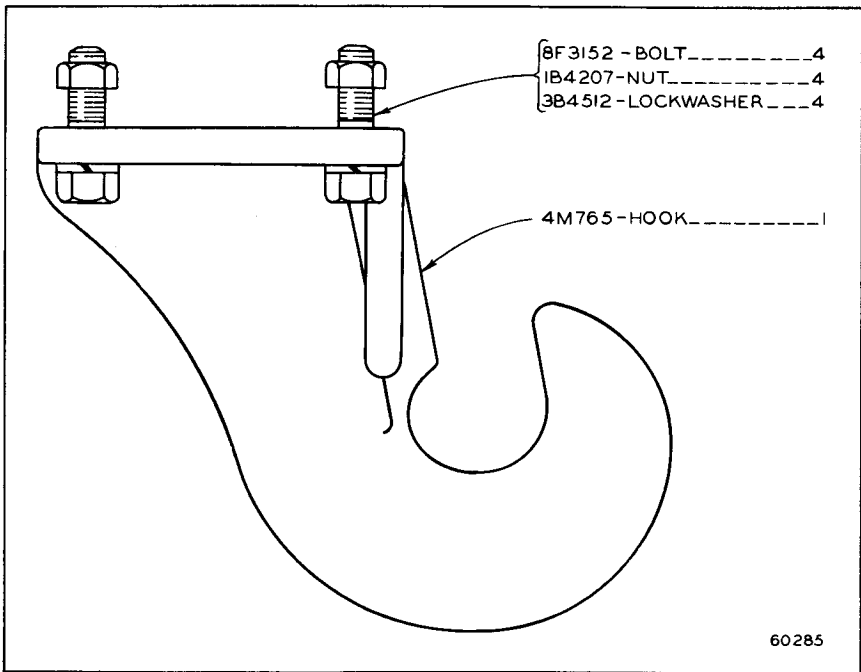
**5M5464 BLOWER FAN GROUP**  
Serial No. 37A337 and 37A341—Up



7B7183 SWINGING DRAWBAR GROUP--TYPE 2

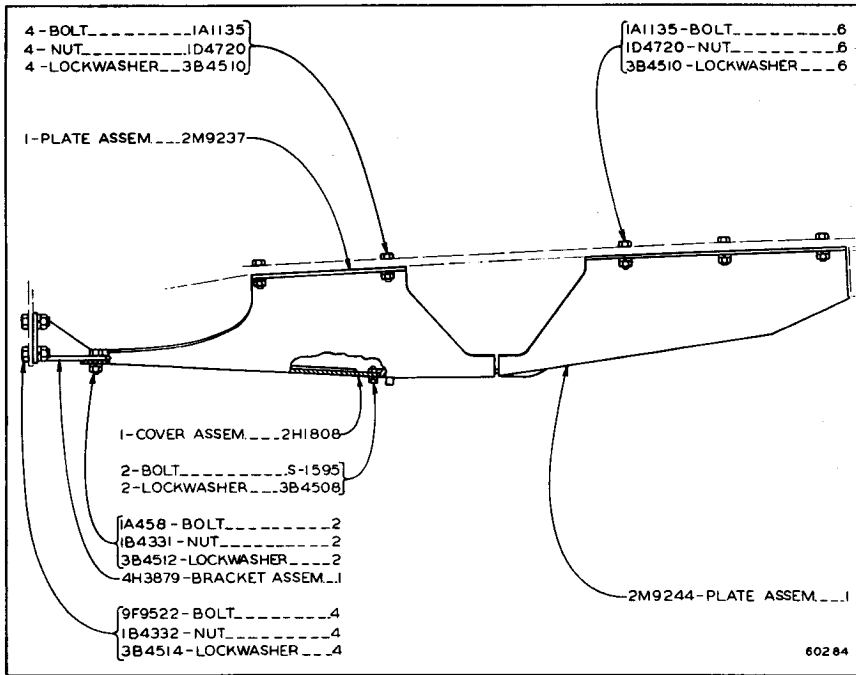


DRAWBAR



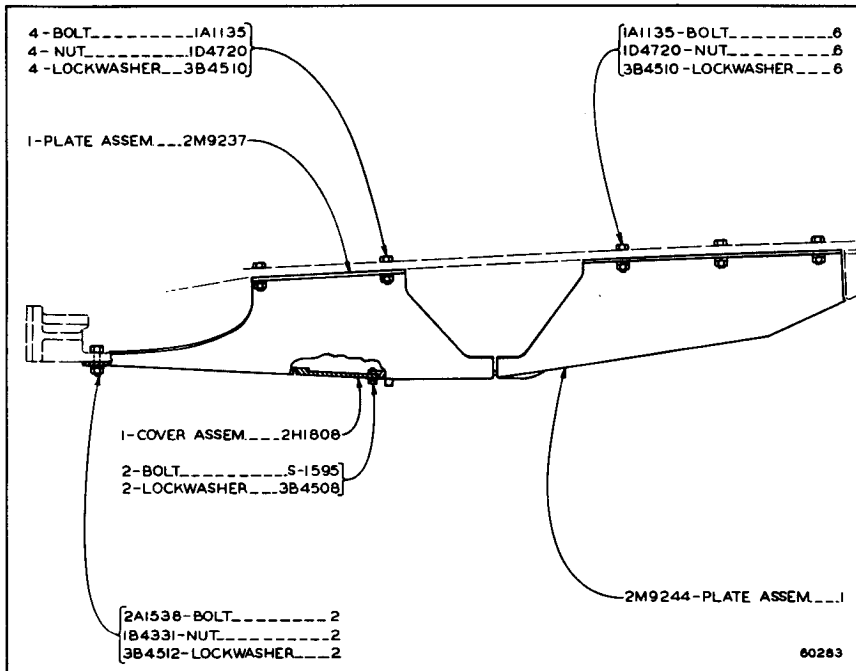
4M3001 FRONT PULL HOOK GROUP

ONLY "CATERPILLAR" PARTS GIVE "CATERPILLAR" PERFORMANCE



**4M1075 CRANKCASE GUARD GROUP**

For use without Swinging Drawbar



**4M1095 CRANKCASE GUARD GROUP**

For use with Swinging Drawbar

ALWAYS GIVE SERIAL NUMBER WHEN ORDERING PARTS



▲ NOT PART OF AIR FILTER SERVICE INDICATOR GROUP  
7M914

7M910 - GASKET \_\_\_\_\_ |

5L3233 - FITTING (SAFETY) | ▲

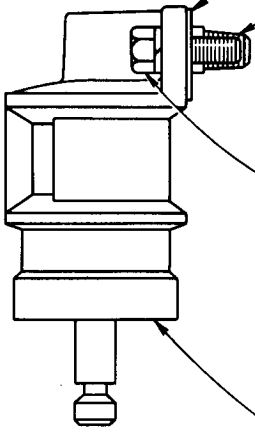
33882 - FORM \_\_\_\_\_ |  
(INSTRUCTION)

8M9937 - BOLT \_\_\_\_\_ | 2

8M9936 - LOCKWASHER \_\_\_\_\_ | 2

8M1661 - INDICATOR \_\_\_\_\_ |

70176



**7M914 AIR FILTER SERVICE INDICATOR GROUP**

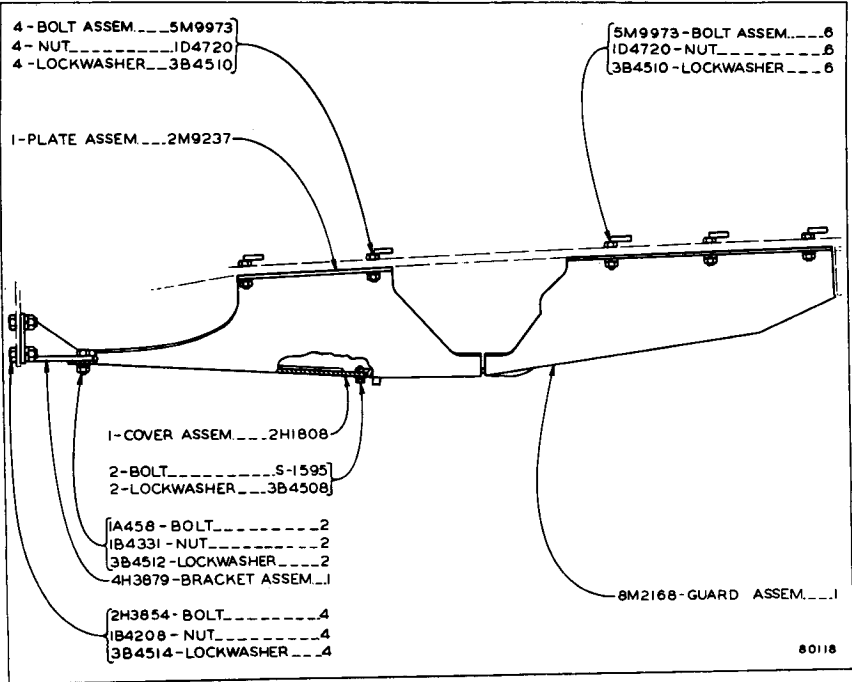
Serial No. 37A922 to 37A1230 inclusive

For use with Dry Type Air Cleaner

D6 TRACTOR—60 INCH GAUGE—FORM 33764—  
INSERT BETWEEN PAGES 80 & 81

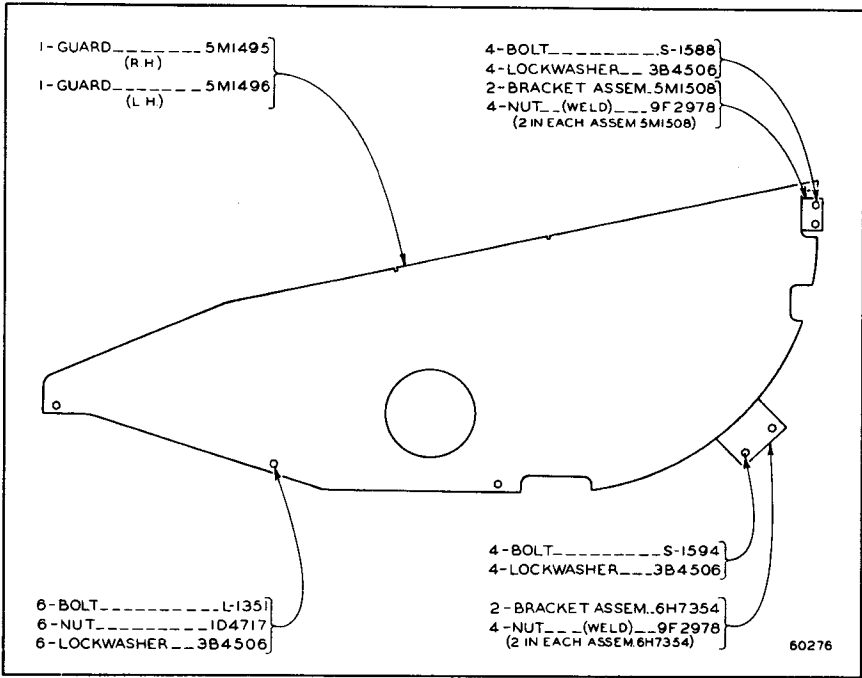
PRINTED IN U.S.A.

D6 TRACTOR—60 INCH GAUGE—FORM 33764—  
INSERT BETWEEN PAGES 80 & 81

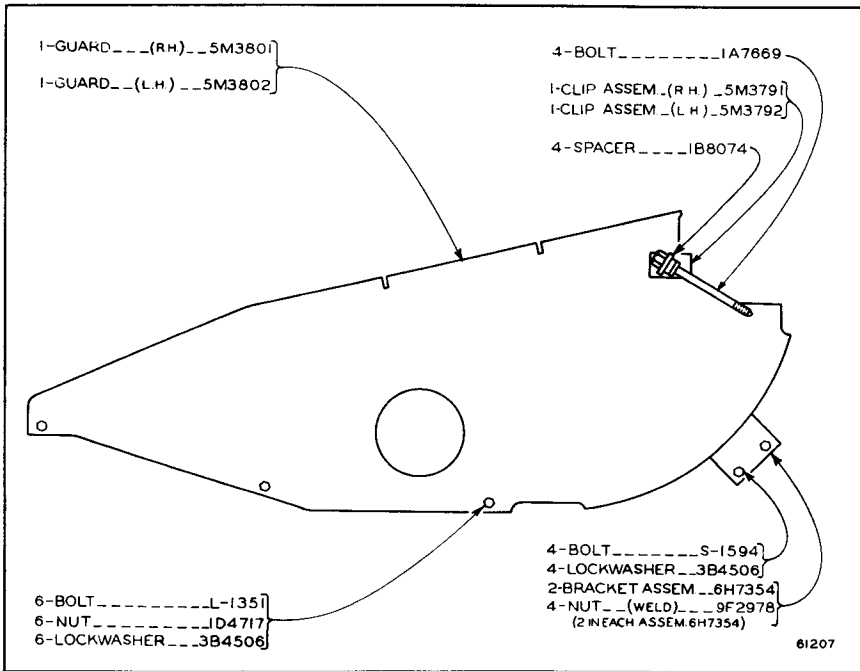


8M2169 CRANKCASE GUARD GROUP—Replaces 4M1075  
For use without Swinging Drawbar

PRINTED IN U.S.A.



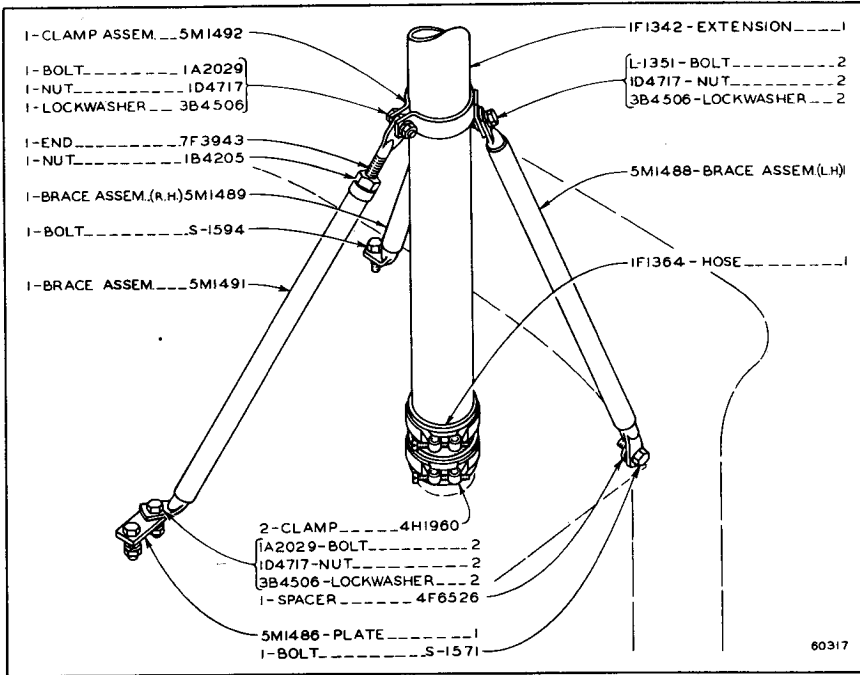
**5M1499 BRUSH GUARD GROUP**  
For use without Hydraulic Bulldozer



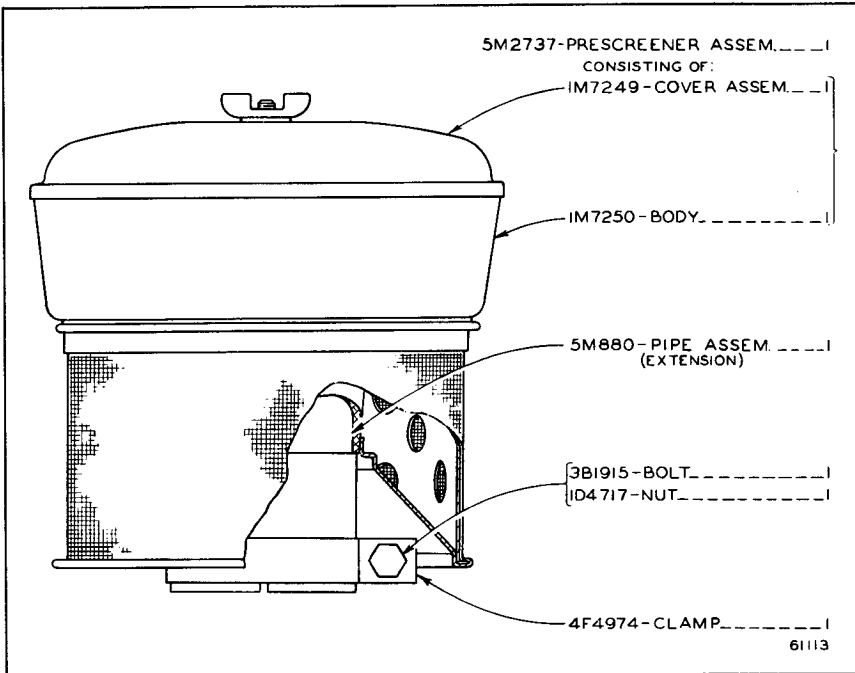
**5M3793 BRUSH GUARD GROUP**  
For use with Hydraulic Bulldozer

ONLY "CATERPILLAR" PARTS GIVE "CATERPILLAR" PERFORMANCE

"CATERPILLAR" D6 TRACTOR



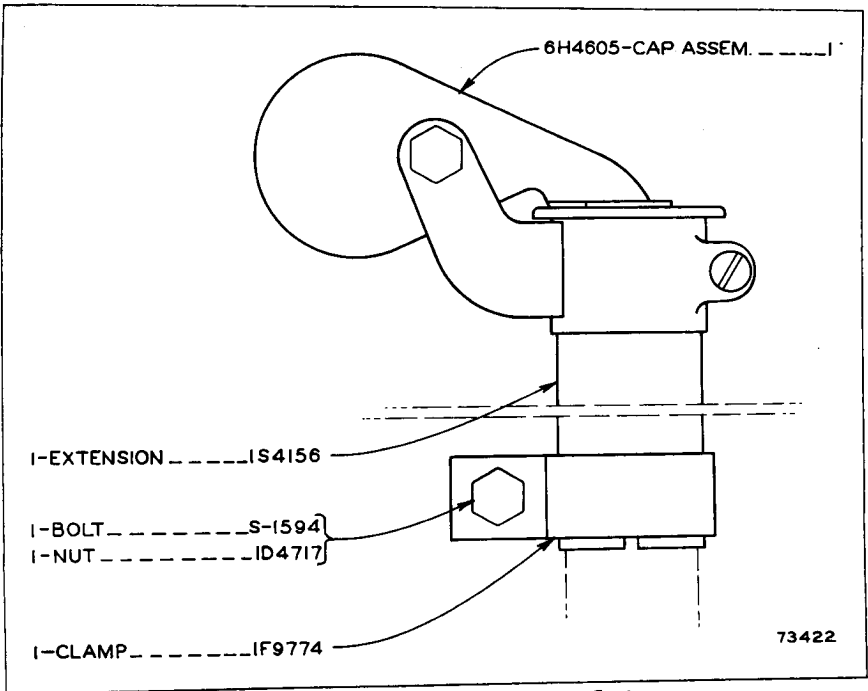
5M1490 AIR CLEANER INLET EXTENSION GROUP



5M2734 PRESCREENER GROUP

ALWAYS GIVE SERIAL NUMBER WHEN ORDERING PARTS

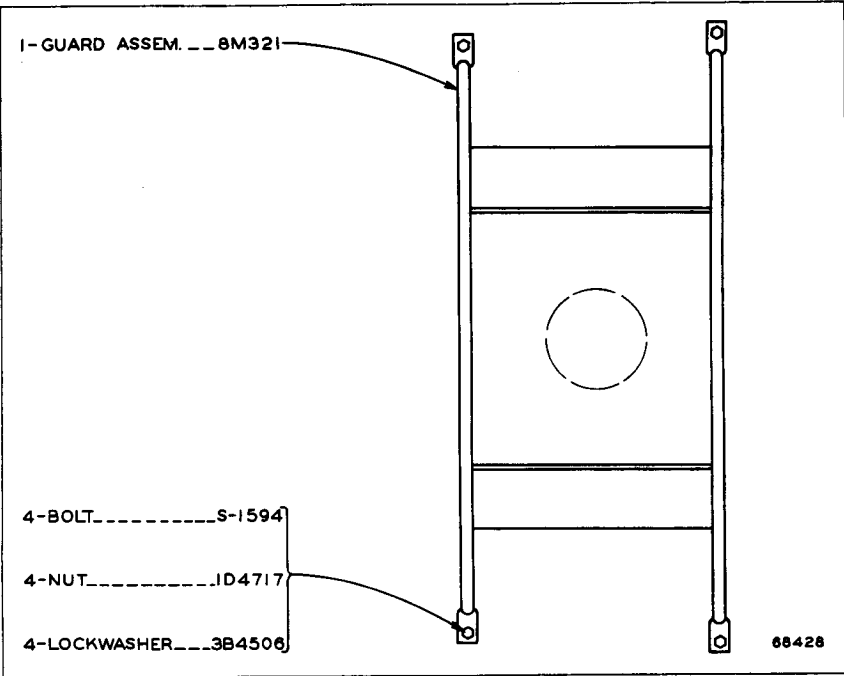
D6 TRACTOR—60 INCH GAUGE—FORM 33764—  
INSERT BETWEEN PAGES 82 & 83



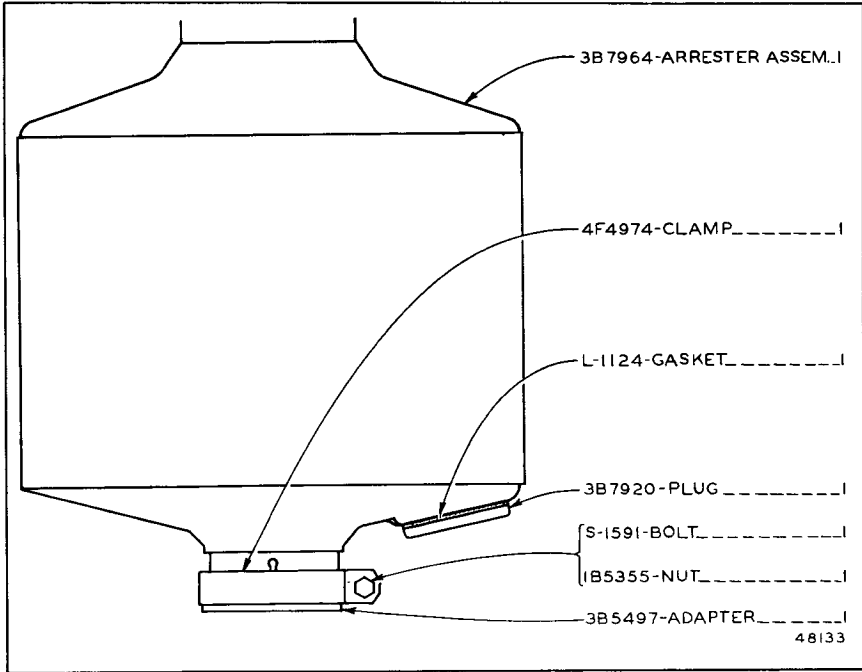
IS4155 RAIN CAP GROUP—Starting Engine  
Effective with Serial No. 37A907

PRINTED IN U.S.A.

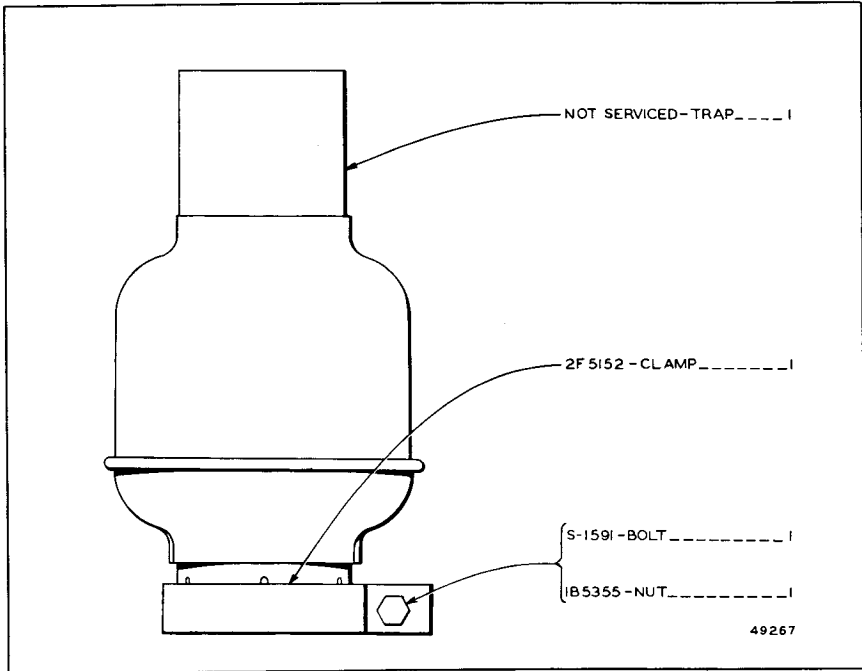
D6 TRACTOR—60 INCH GAUGE—FORM 33764—  
INSERT BETWEEN PAGES 82 & 83



8M322 PRECLEANER GUARD GROUP—Top View



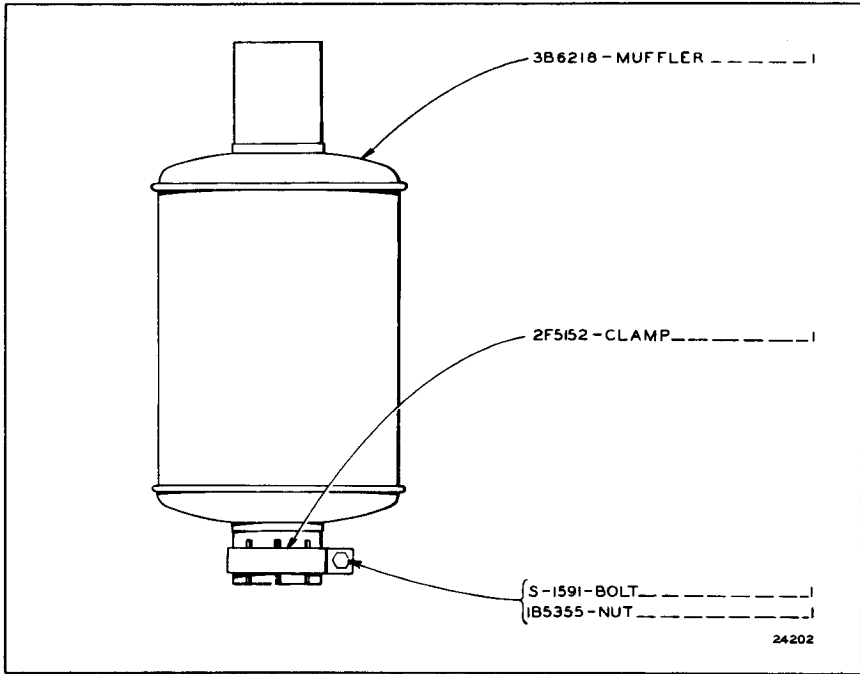
3B5498 SPARK ARRESTER GROUP



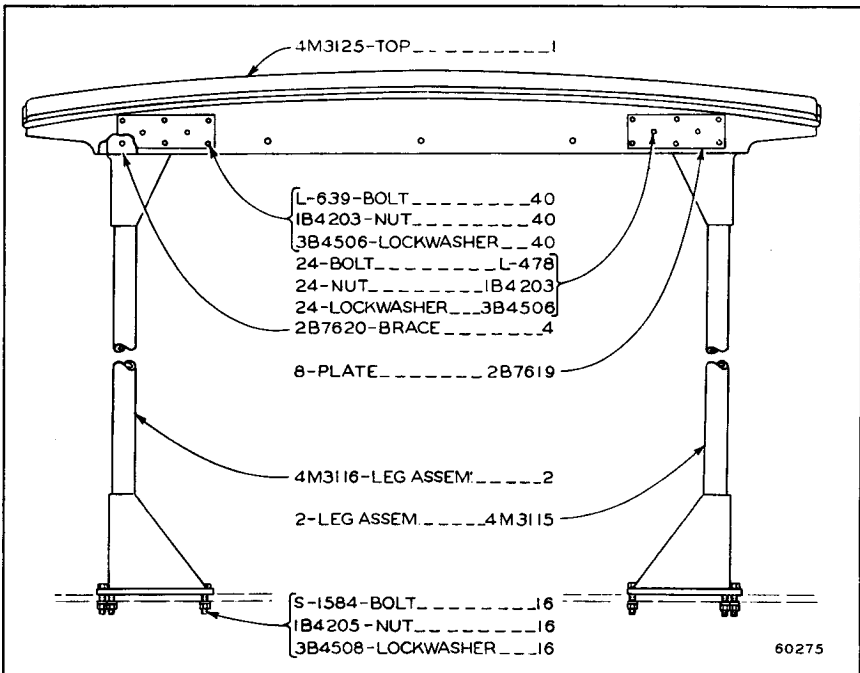
6F6522 EXHAUST RAIN TRAP GROUP

ONLY "CATERPILLAR" PARTS GIVE "CATERPILLAR" PERFORMANCE

# "CATERPILLAR" D6 TRACTOR



**8B8205 MUFFLER GROUP**



**4M3113 CANOPY GROUP**

ALWAYS GIVE SERIAL NUMBER WHEN ORDERING PARTS



1- AIR CLEANER ASSEM. \_ 2S1289

CONSISTING OF:

1- BODY ASSEM. \_ \_ \_ 9M3593

1- ELEMENT \_ \_ \_ 4M8047  
(PRIMARY)

1- ELEMENT \_ \_ \_ 2S1285  
(SECONDARY)

1- GASKET \_ \_ \_ 4M1485  
(PART OF ELEMENT 2S1285)

1- CUP ASSEM. \_ \_ \_ 9M4894

2- ROD ASSEM. \_ \_ \_ 9M3695  
(PART OF BODY ASSEM 9M3593)

1- GASKET \_ \_ \_ 9M8511  
(PART OF CUP ASSEM. 9M4894)

33439-FORM \_ \_ \_ \_ \_ 1  
(MAINTENANCE INSTRUCTION FOR  
ELEMENT 4M8047 AND 2S1285)

4M310-PRECLEANER \_ \_ \_ 1

CONSISTING OF:

9M4939-COVER ASSEM. \_ \_ \_ 1

1M7250-BODY \_ \_ \_ \_ 1

7M8228-SLEEVE ASSEM. \_ \_ 1

4M1485-GASKET \_ \_ \_ \_ \_ 1

1D4717-NUT \_ \_ \_ \_ \_ 6

3B4606-LOCKWASHER \_ \_ \_ 6

T-573-BOLT \_ (2.75" LONG) \_ 1

3B4506-LOCKWASHER \_ \_ \_ 1

8M4866-PIPE ASSEM. \_ \_ \_ 1

7M1674-ELEMENT \_ \_ \_ \_ \_ 1  
(PART OF PIPE ASSEM. 8M4866)

8M9937-BOLT \_ \_ \_ \_ \_ 2

8M9936-LOCKWASHER \_ \_ 2

8M1661-INDICATOR \_ \_ \_ 1

7M910-GASKET \_ \_ \_ \_ \_ 1

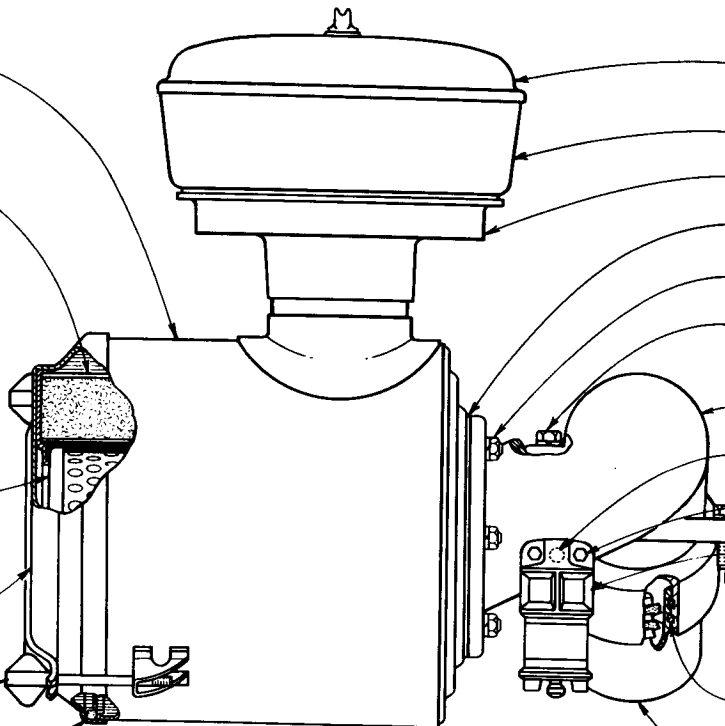
S-1588-BOLT (1.25" LONG) \_ 2

3B4506-LOCKWASHER \_ \_ 2  
(MOUNTED ON CYLINDER HEAD  
INTAKE PIPE)

5H7704-SEAL \_ \_ \_ \_ \_ 2

8M4126-ELBOW \_ \_ \_ \_ \_ 1

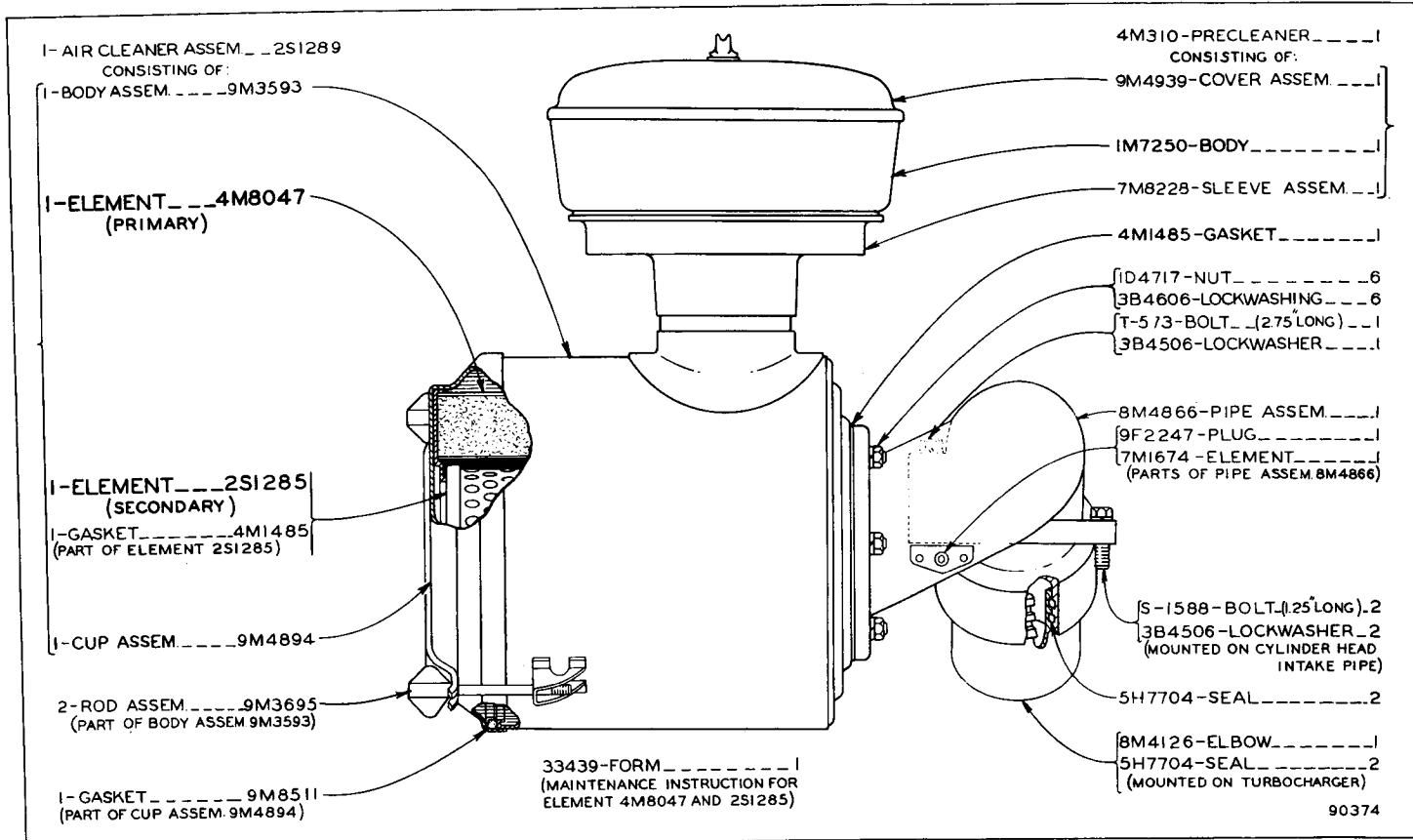
5H7704-SEAL \_ \_ \_ \_ \_ 2  
(MOUNTED ON TURBOCHARGER)



95226

**8M4263 AIR CLEANER GROUP—Third Type**

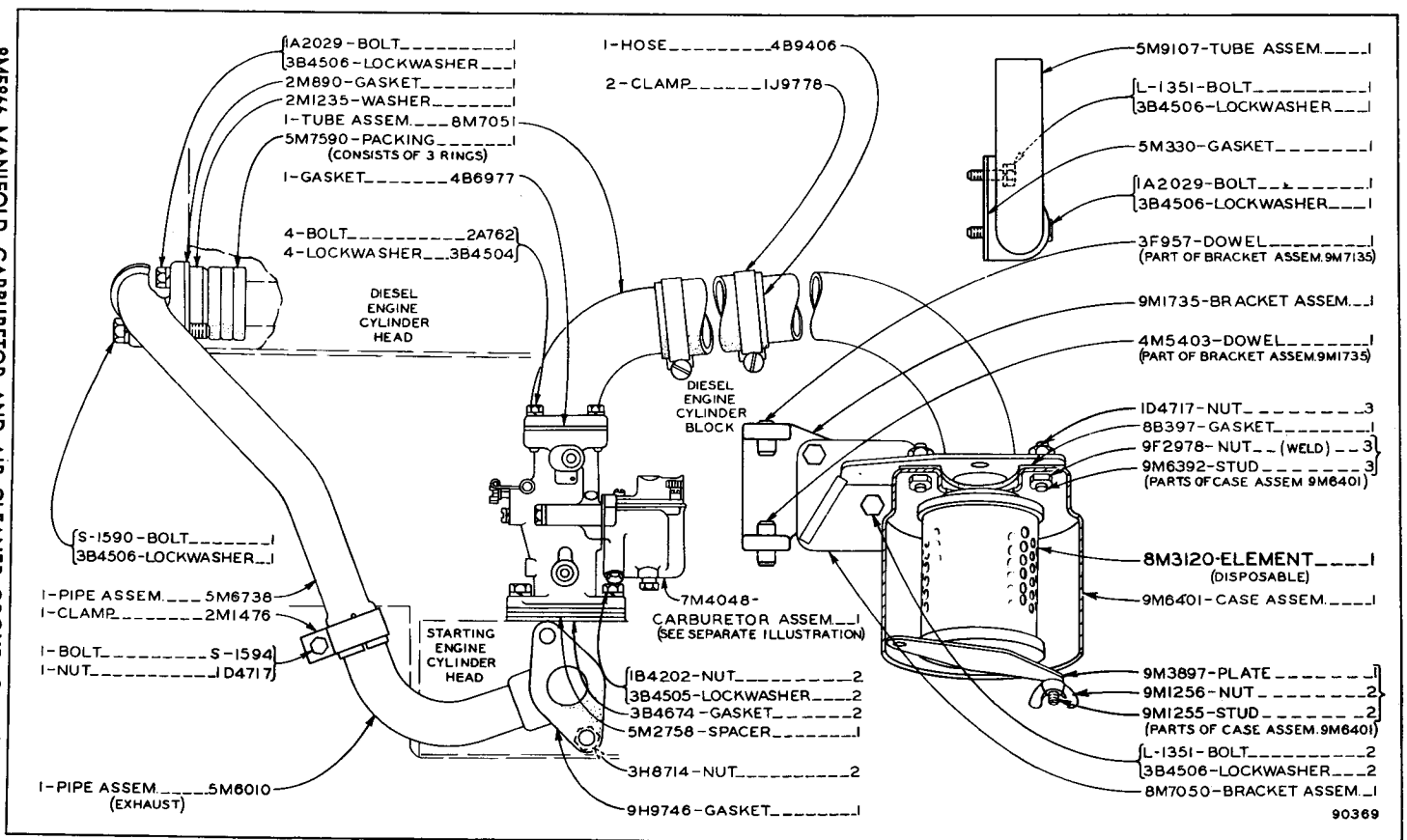
Part of 8M4455 and 8M6457 Turbocharger Arrangements listed on insert between Pages 84 and 85

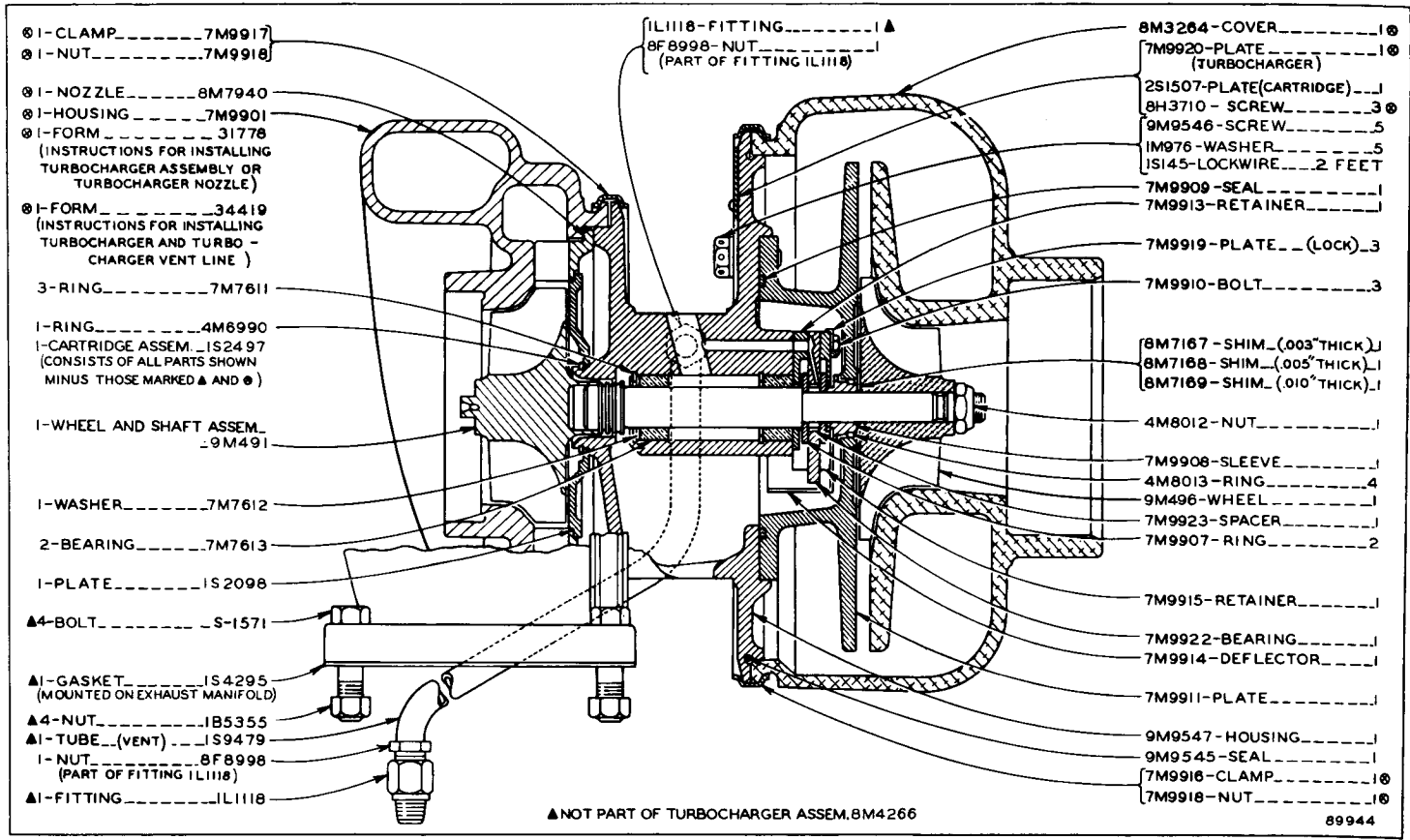


**8M4263 AIR CLEANER GROUP—Second Type**

Part of 8M4455 and 8M6457 Turbocharger Arrangements listed on insert between Pages 84 and 85

**8M5866 MANIFOLD, CARBURETOR AND AIR CLEANER GROUP—Second Type**  
 Part of 8M6457 Turbocharger Arrangement listed on insert between Pages 84 and 85  
 7M4048 Carburetor Assembly parts are shown on insert between Pages 42 and 43





- ① 1-CLAMP-----7M9917
- ② 1-NUT-----7M9918
- ③ 1-NOZZLE-----8M7940
- ④ 1-HOUSING-----7M9901
- ④ 1-FORM-----31778  
(INSTRUCTIONS FOR INSTALLING  
TURBOCHARGER ASSEMBLY OR  
TURBOCHARGER NOZZLE)
- ④ 1-FORM-----34419  
(INSTRUCTIONS FOR INSTALLING  
TURBOCHARGER AND TURBO-  
CHARGER VENT LINE)
- 3-RING-----7M7611
- 1-RING-----4M6990
- 1-CARTRIDGE ASSEM. IS2497  
(CONSISTS OF ALL PARTS SHOWN  
MINUS THOSE MARKED ▲ AND ④)
- 1-WHEEL AND SHAFT ASSEM.  
9M491
- 1-WASHER-----7M7612
- 2-BEARING-----7M7613
- 1-PLATE-----1S2098
- ▲ 4-BOLT-----S-1571
- ▲ 1-GASKET-----1S4295  
(MOUNTED ON EXHAUST MANIFOLD)
- ▲ 4-NUT-----1B5355
- ▲ 1-TUBE (VENT)-----1S9479
- 1-NUT-----8F8998  
(PART OF FITTING 1L1118)
- ▲ 1-FITTING-----1L1118

- 1L1118-FITTING-----▲
- 8F8998-NUT-----1  
(PART OF FITTING 1L1118)

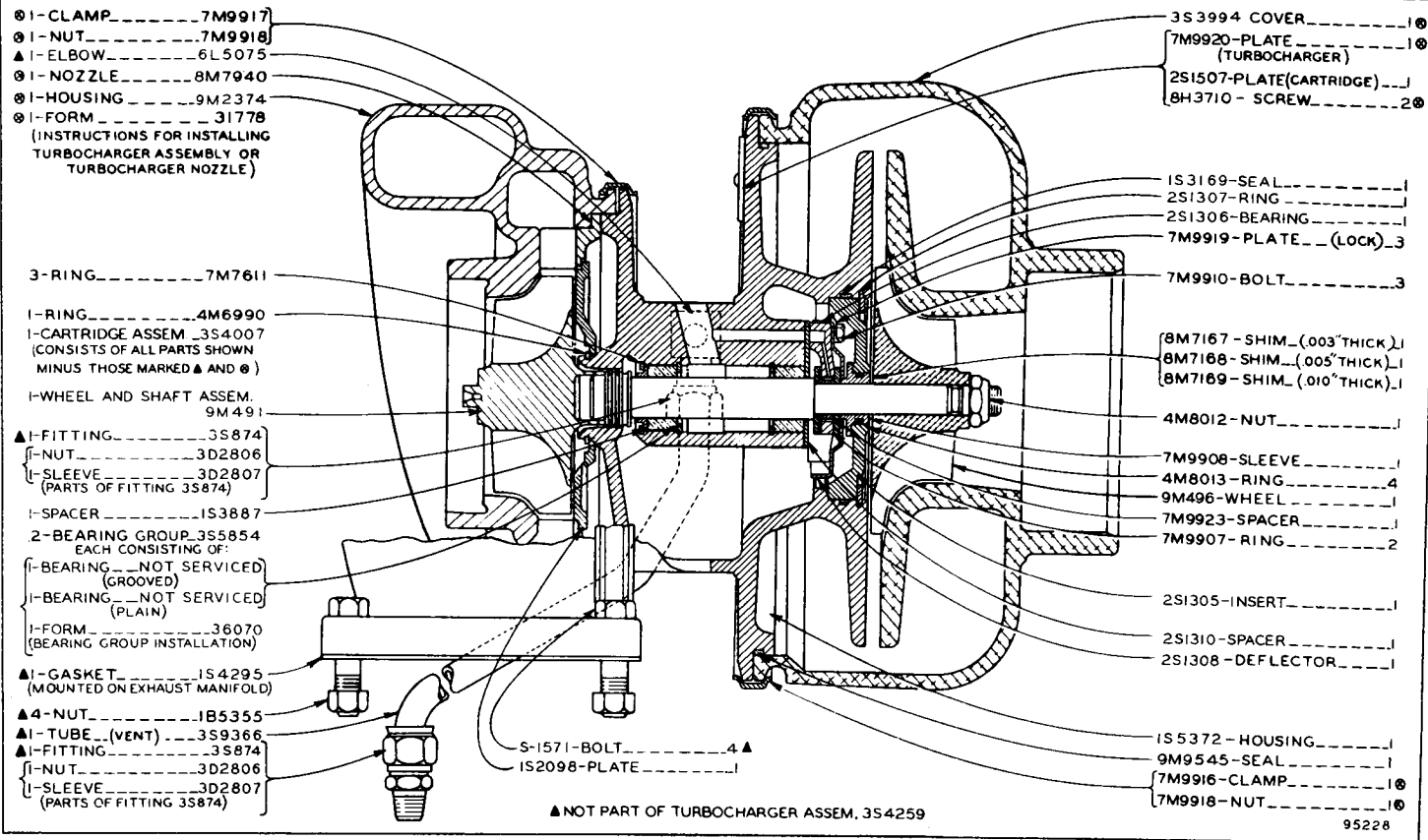
- 8M3264-COVER-----1 ④
- 7M9920-PLATE  
(TURBOCHARGER)-----1 ④
- 2S1507-PLATE (CARTRIDGE)-----1
- 8H3710-SCREW-----3 ④
- 9M9546-SCREW-----5
- 1M976-WASHER-----5
- 1S145-LOCKWIRE-----2 FEET
- 7M9909-SEAL-----1
- 7M9913-RETAINER-----1
- 7M9919-PLATE (LOCK)-----3
- 7M9910-BOLT-----3
- 8M7167-SHIM (.003" THICK)-----1
- 8M7168-SHIM (.005" THICK)-----1
- 8M7169-SHIM (.010" THICK)-----1
- 4M8012-NUT-----1
- 7M9908-SLEEVE-----1
- 4M8013-RING-----4
- 9M496-WHEEL-----1
- 7M9923-SPACER-----1
- 7M9907-RING-----2
- 7M9915-RETAINER-----1
- 7M9922-BEARING-----1
- 7M9914-DEFLECTOR-----1
- 7M9911-PLATE-----1
- 9M9547-HOUSING-----1
- 9M9545-SEAL-----1
- 7M9916-CLAMP-----1 ④
- 7M9918-NUT-----1 ④

▲ NOT PART OF TURBOCHARGER ASSEM. 8M4266

89944

**8M4266 TURBOCHARGER ASSEMBLY—Fourth Type**  
Part of 8M4455 and 8M6457 Turbocharger Arrangements listed on insert between Pages 84 and 85

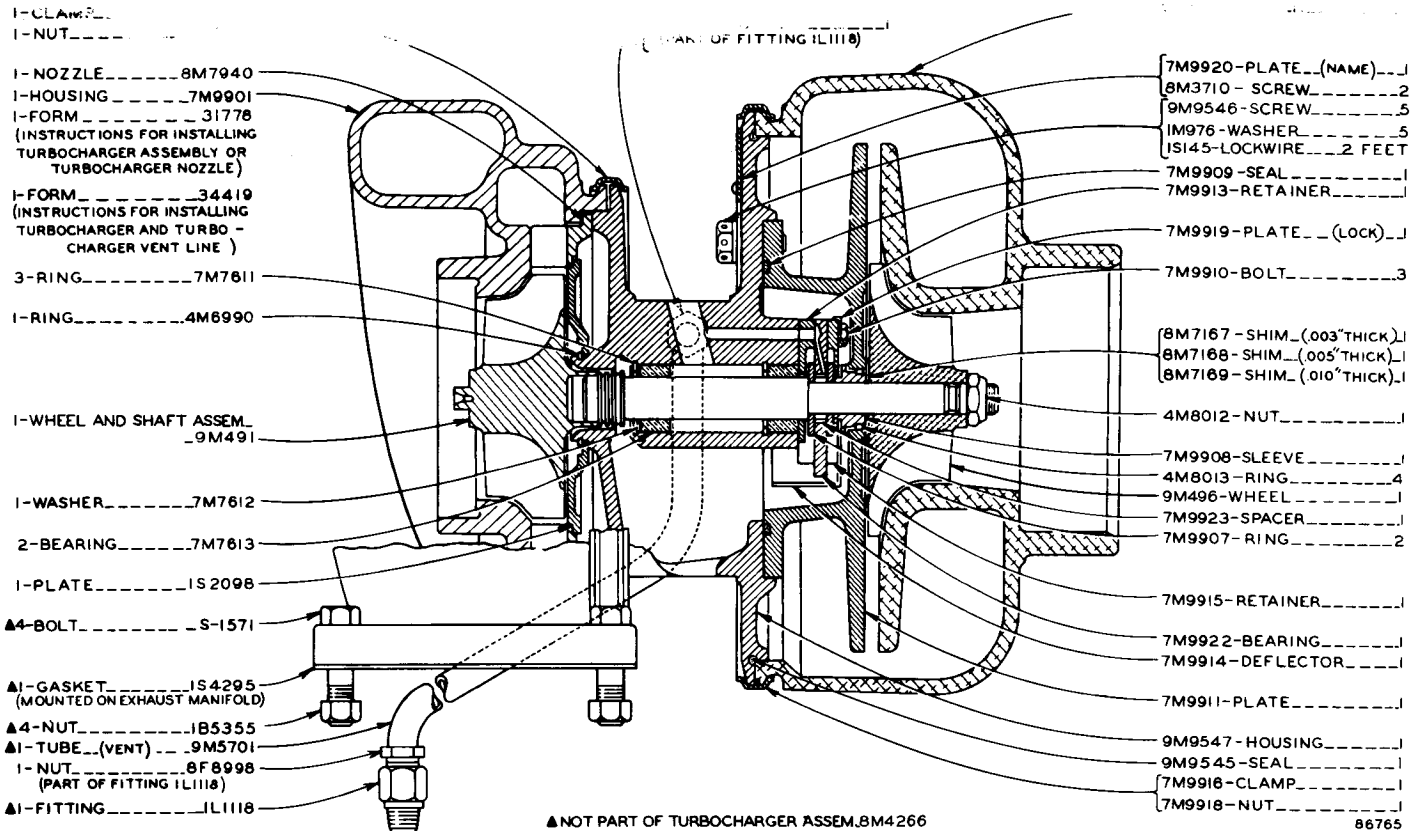
PRINTED IN U.S.A.

**3S4259 TURBOCHARGER ASSEMBLY—Replaces 8M4266**

Part of 8M4455 and 8M6457 Turbocharger Arrangements listed between Pages 84 and 85

PARTS BOOK INSERT

FORM UE80009-6

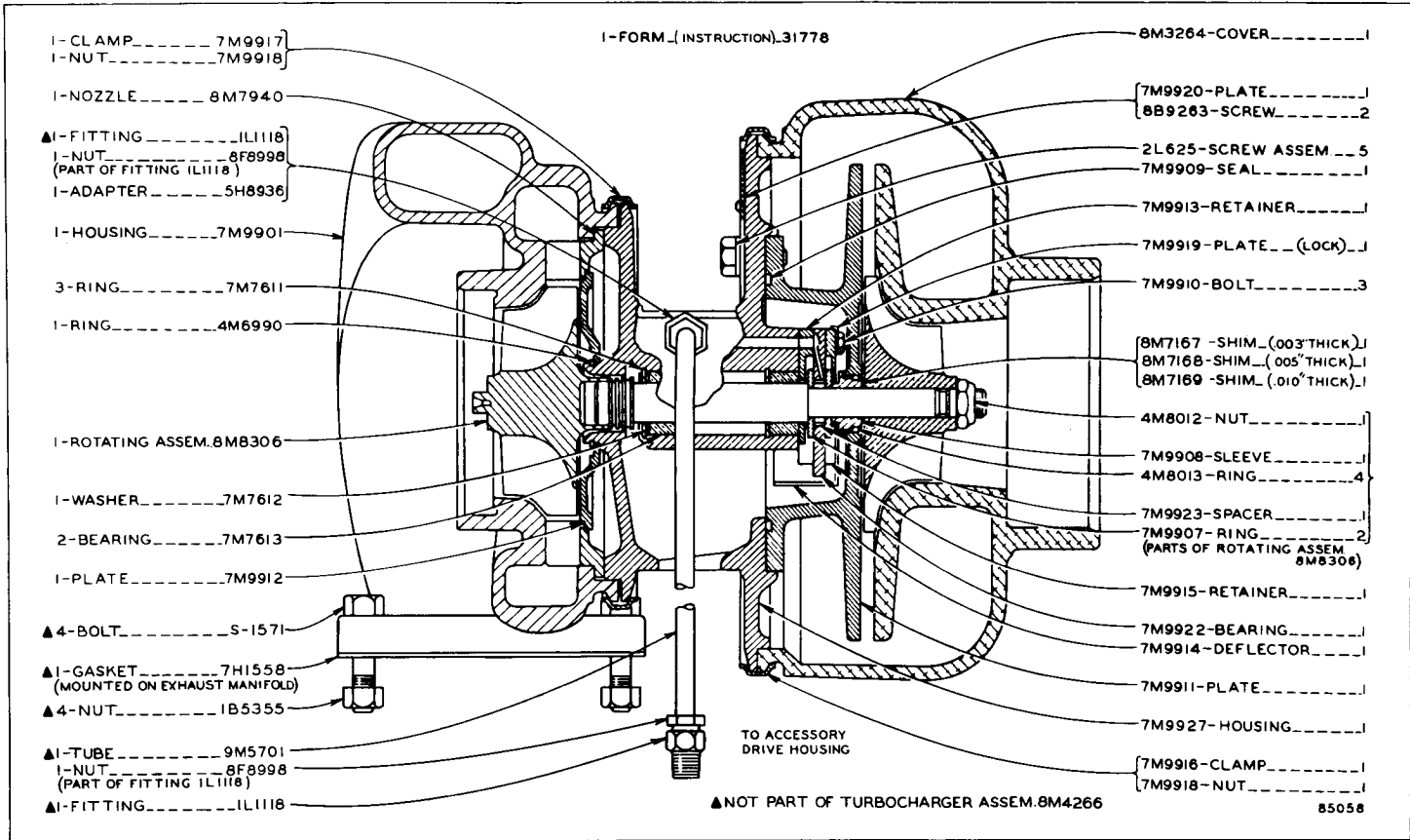


- 1-CLAMP.....
- 1-NUT.....
- 1-NOZZLE.....8M7940
- 1-HOUSING.....7M9901
- 1-FORM.....31778  
(INSTRUCTIONS FOR INSTALLING  
TURBOCHARGER ASSEMBLY OR  
TURBOCHARGER NOZZLE)
- 1-FORM.....34419  
(INSTRUCTIONS FOR INSTALLING  
TURBOCHARGER AND TURBO-  
CHARGER VENT LINE)
- 3-RING.....7M7811
- 1-RING.....4M6990
- 1-WHEEL AND SHAFT ASSEM.....  
9M491
- 1-WASHER.....7M7612
- 2-BEARING.....7M7613
- 1-PLATE.....1S2098
- ▲4-BOLT.....S-1571
- ▲1-GASKET.....1S4295  
(MOUNTED ON EXHAUST MANIFOLD)
- ▲4-NUT.....1B5355
- ▲1-TUBE (VENT).....9M5701
- 1-NUT.....8F8998  
(PART OF FITTING 1L1118)
- ▲1-FITTING.....1L1118

- 7M9920-PLATE (NAME).....1
- 8M3710-SCREW.....2
- 9M9546-SCREW.....5
- 1M976-WASHER.....5
- 1S145-LOCKWIRE.....2 FEET
- 7M9909-SEAL.....1
- 7M9913-RETAINER.....1
- 7M9919-PLATE (LOCK).....1
- 7M9910-BOLT.....3
- 8M7167-SHIM (.003" THICK).....1
- 8M7168-SHIM (.005" THICK).....1
- 8M7169-SHIM (.010" THICK).....1
- 4M8012-NUT.....1
- 7M9908-SLEEVE.....1
- 4M8013-RING.....4
- 9M496-WHEEL.....1
- 7M9923-SPACER.....1
- 7M9907-RING.....2
- 7M9915-RETAINER.....1
- 7M9922-BEARING.....1
- 7M9914-DEFLECTOR.....1
- 7M9911-PLATE.....1
- 9M9547-HOUSING.....1
- 9M9545-SEAL.....1
- 7M9916-CLAMP.....1
- 7M9918-NUT.....1

86765

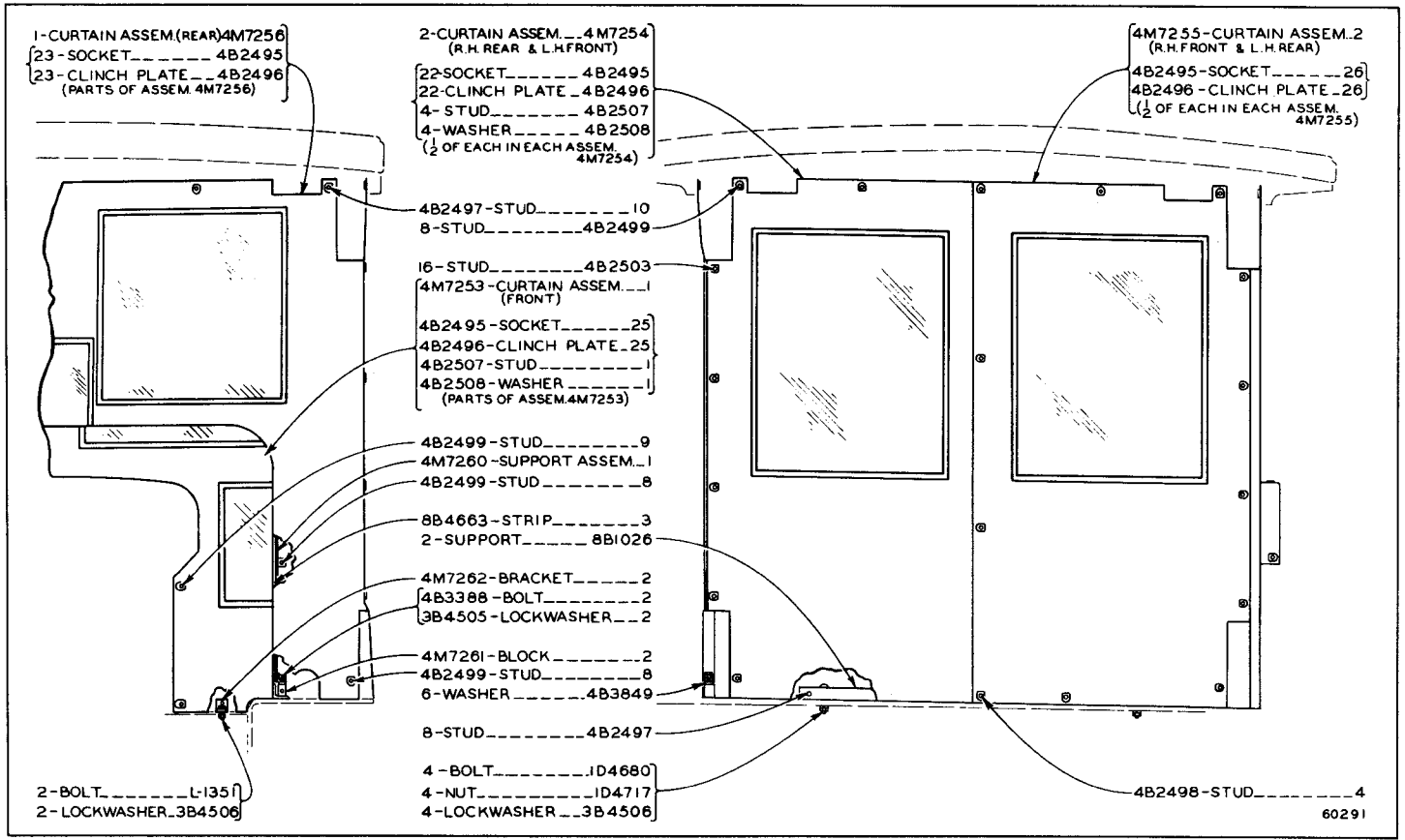
8M4266 TURBOCHARGER ASSEMBLY—Third Type  
Part of 8M4455 and 8M6457 Turbocharger Arrangements listed on insert between Pages 84 and 85



**8M4266 TURBOCHARGER ASSEMBLY—Second Type**

Part of 8M4455 and 8M6457 Turbocharger Arrangements listed on insert between Pages 84 & 85

ONLY "CATERPILLAR" PARTS GIVE "CATERPILLAR" PERFORMANCE

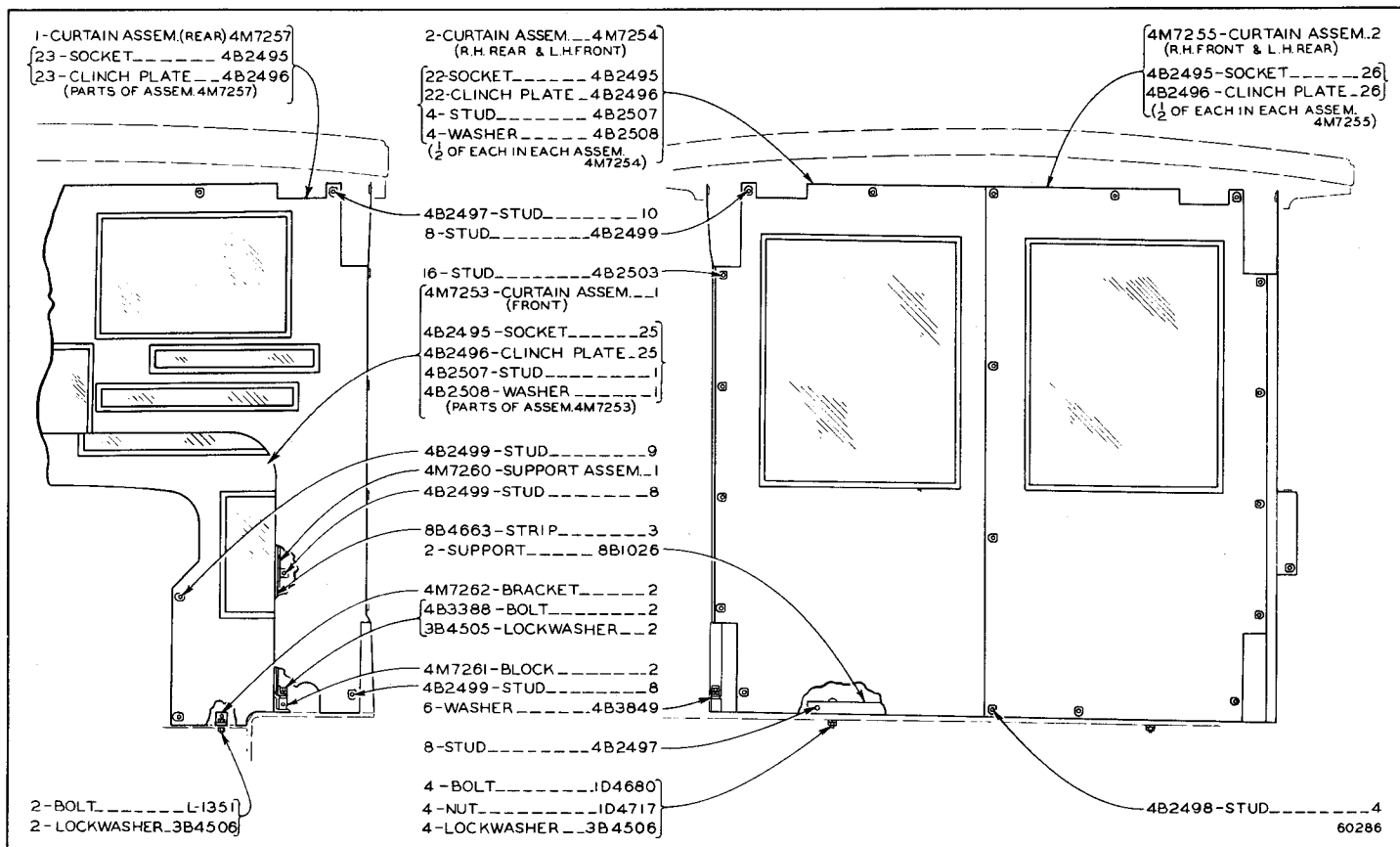


4M7263 CANOPY CURTAIN GROUP

ATTACHMENTS

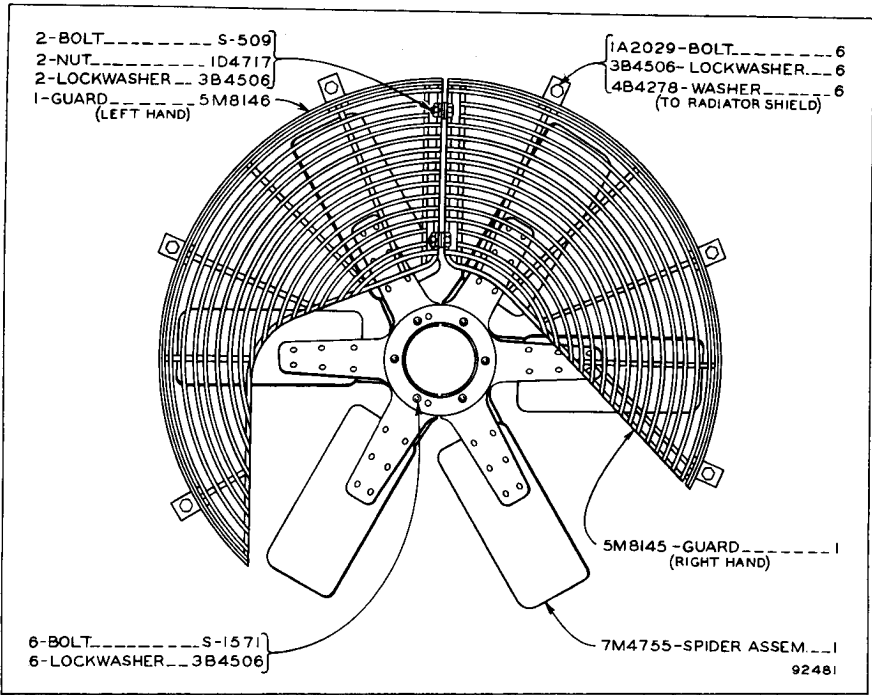


ALWAYS GIVE SERIAL NUMBER WHEN ORDERING PARTS



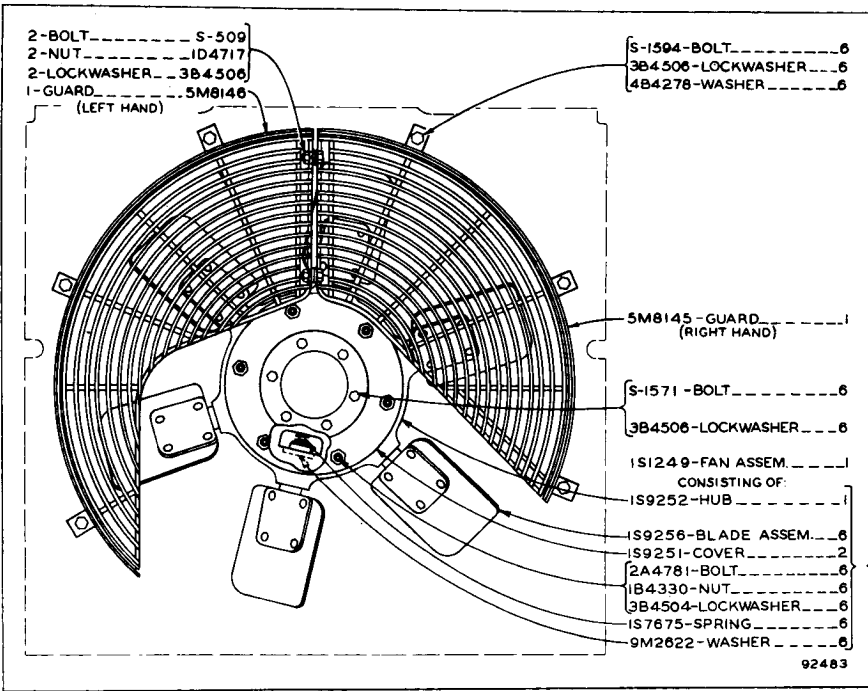
4M7723 CANOPY CURTAIN GROUP  
 For use with a Rear Cable Control

D6 TRACTOR - 60 INCH GAUGE - FORM 33764 - INSERT BETWEEN PAGES 78 & 79



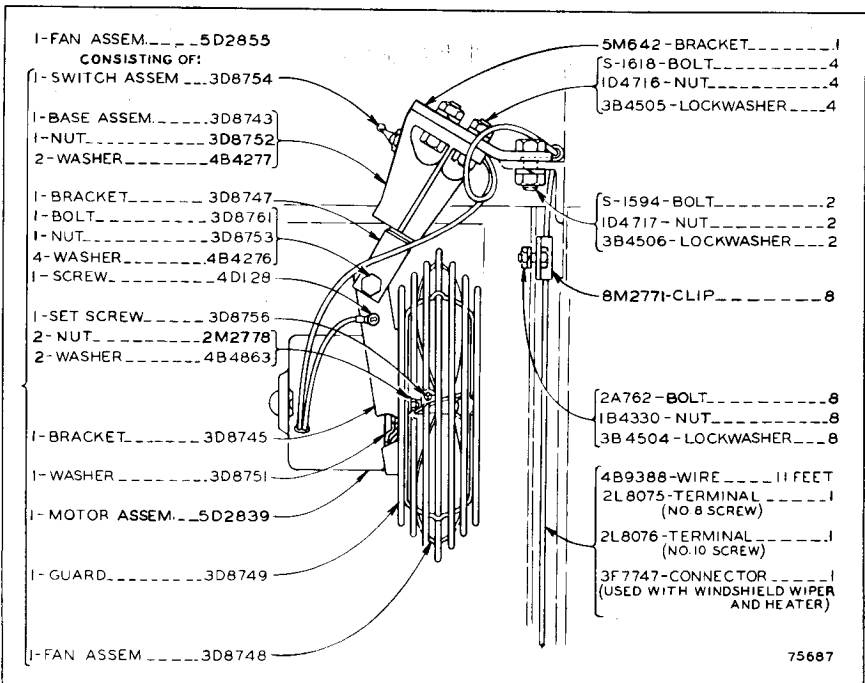
IS5001 BLOWER FAN GROUP  
Effective with Serial No. 37A1680

D6 TRACTOR - 60 INCH GAUGE - FORM 33764 - INSERT BETWEEN PAGES 86 & 87



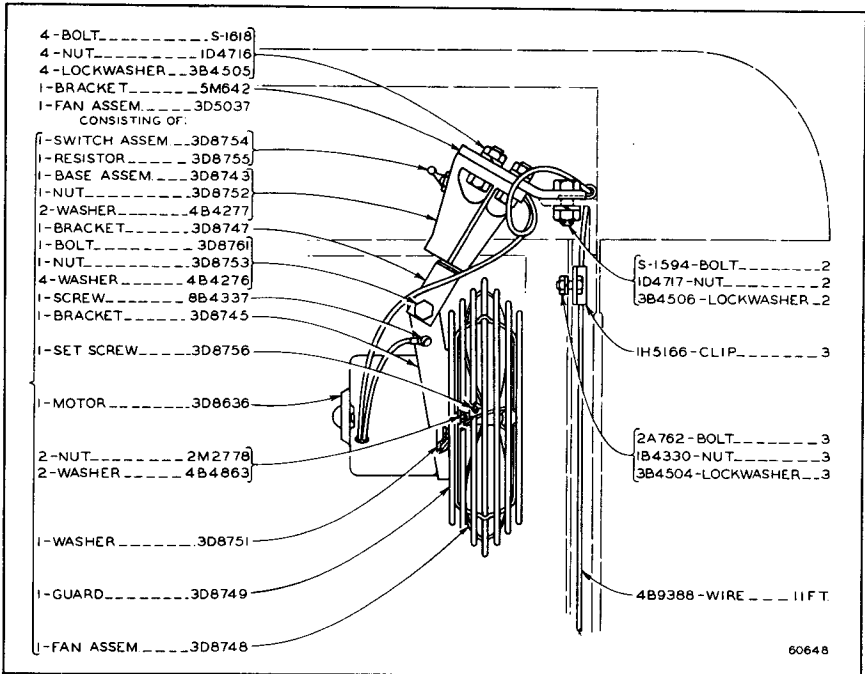
IS5009 FAN GROUP—Reversible Blade  
Effective with Serial No. 37A1680

PRINTED IN U.S.A. D6 TRACTOR - 60 INCH GAUGE - FORM 33764 - INSERT BETWEEN PAGES 86 & 87

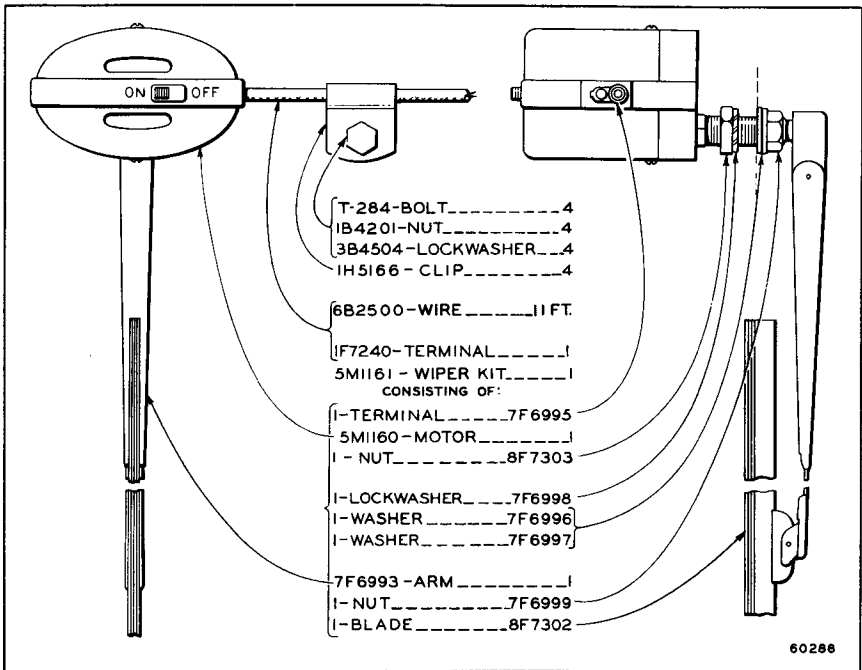


75687

5M2022 DEFROSTER FAN GROUP—12 Volt—Second Type

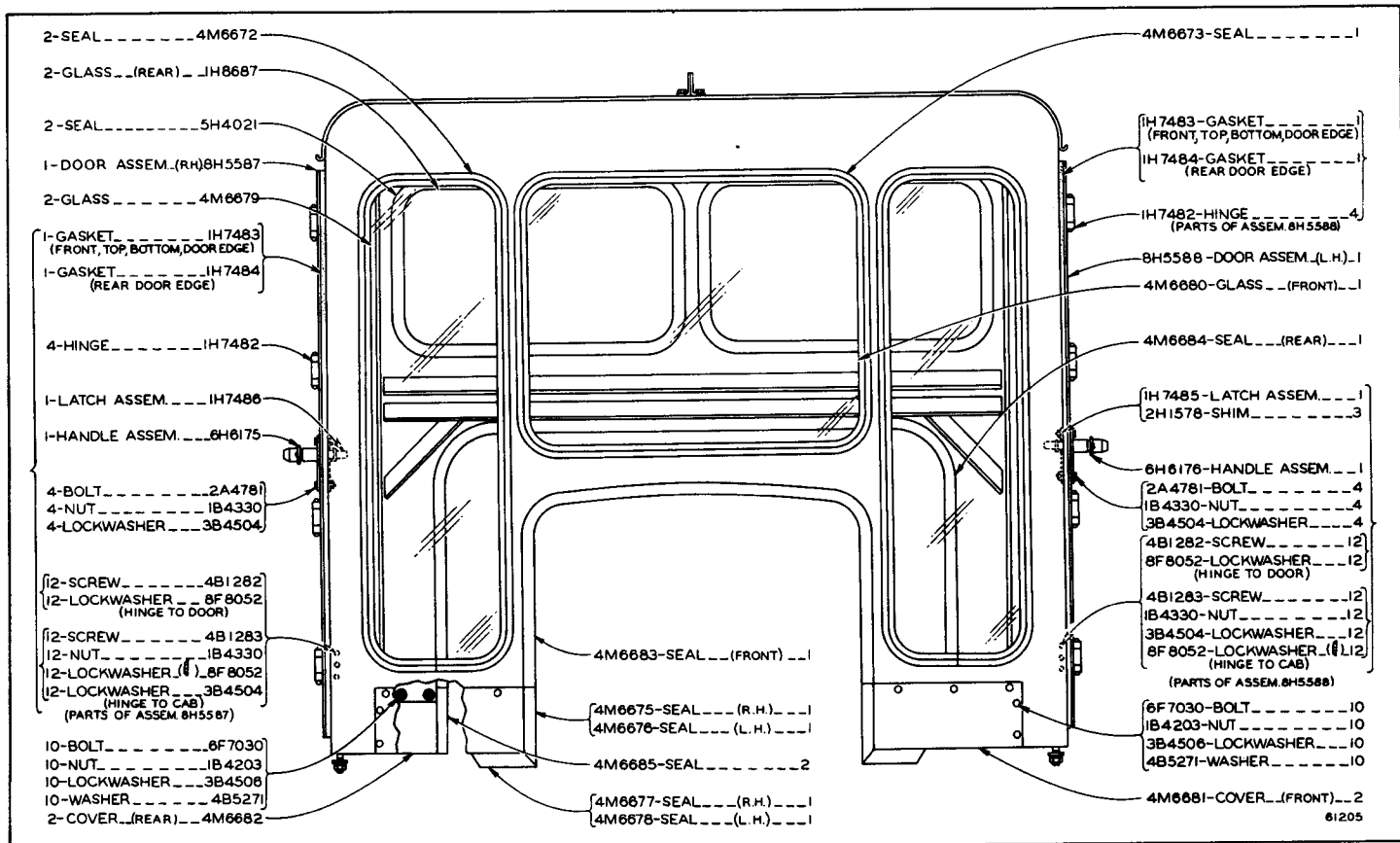


5M2022 DEFROSTER FAN GROUP—12 Volt

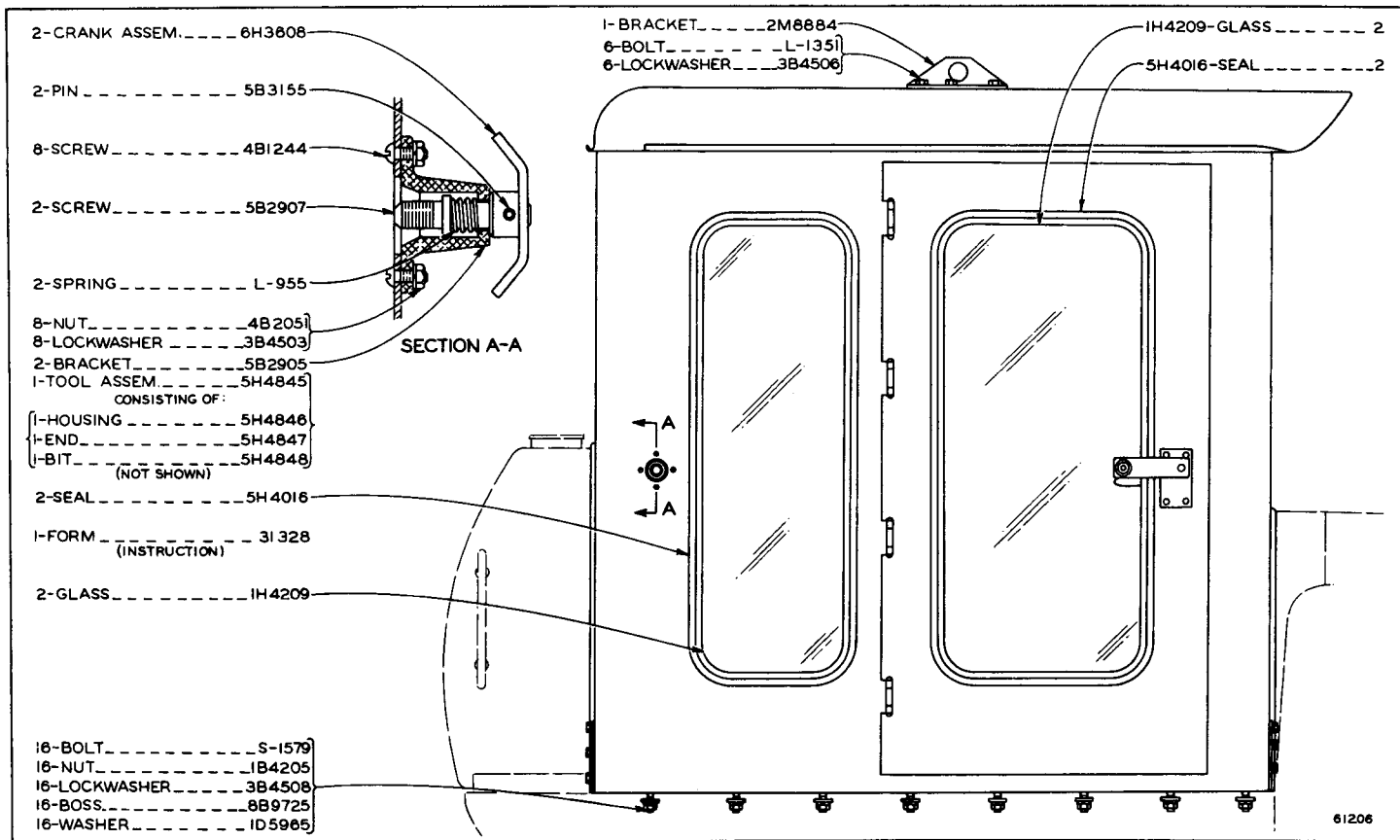


5M1162 WINDSHIELD WIPER GROUP—12 Volt

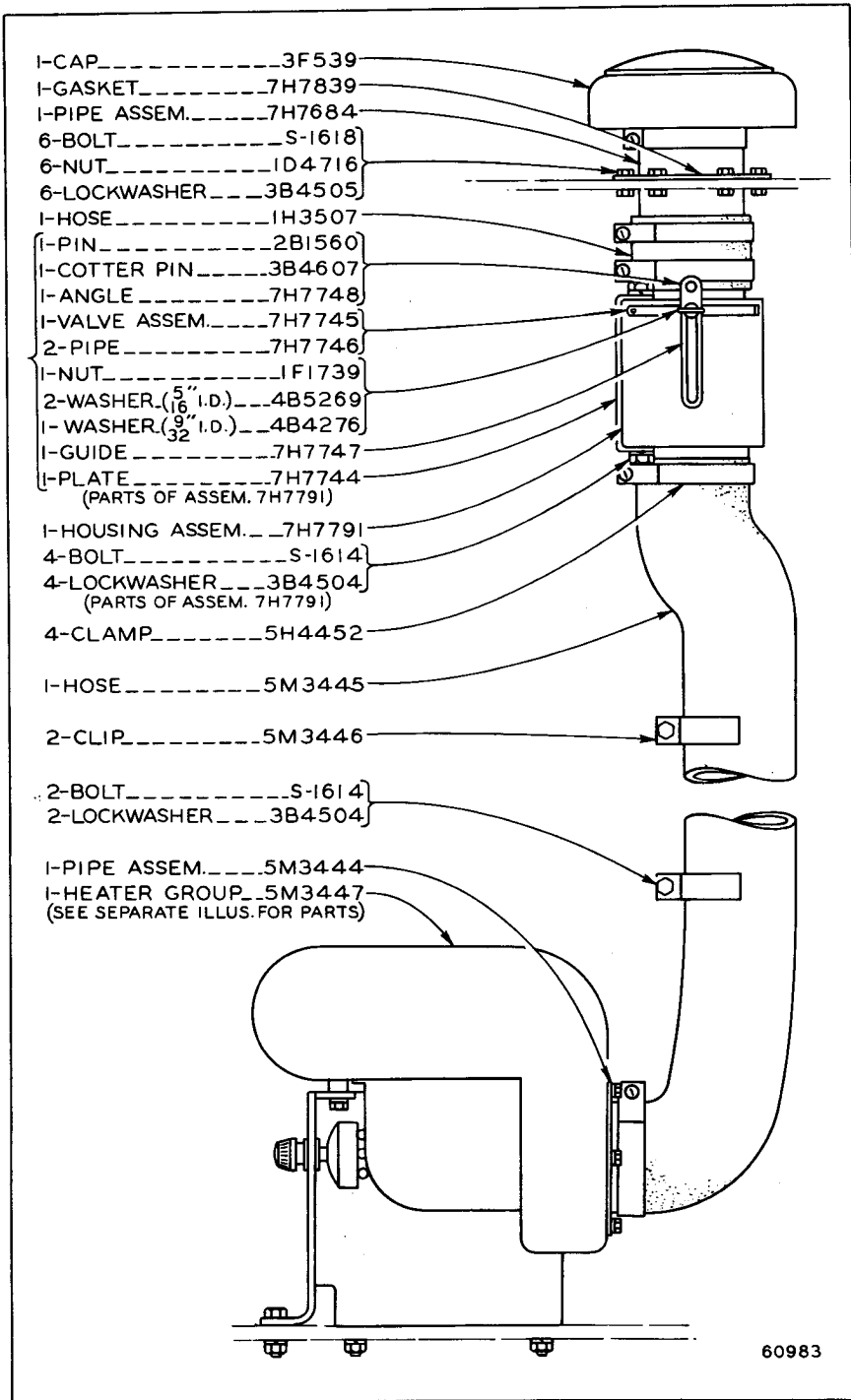
ONLY "CATERPILLAR" PARTS GIVE "CATERPILLAR" PERFORMANCE



ONLY "CATERPILLAR" PARTS GIVE "CATERPILLAR" PERFORMANCE



ATTACHMENTS

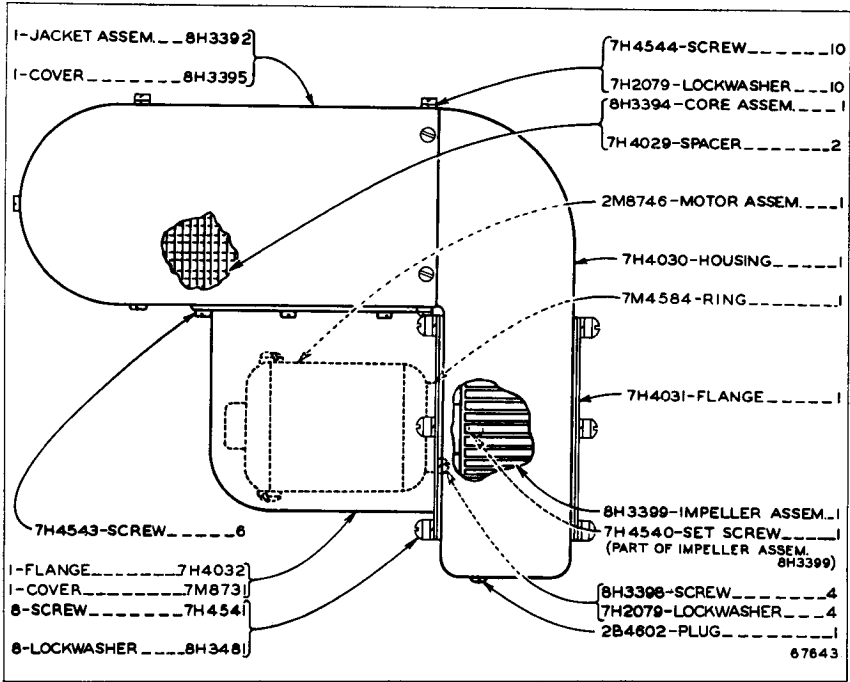


5M3448 CAB HEATER GROUP—Fresh Air—12 Volt

ALWAYS GIVE SERIAL NUMBER WHEN ORDERING PARTS



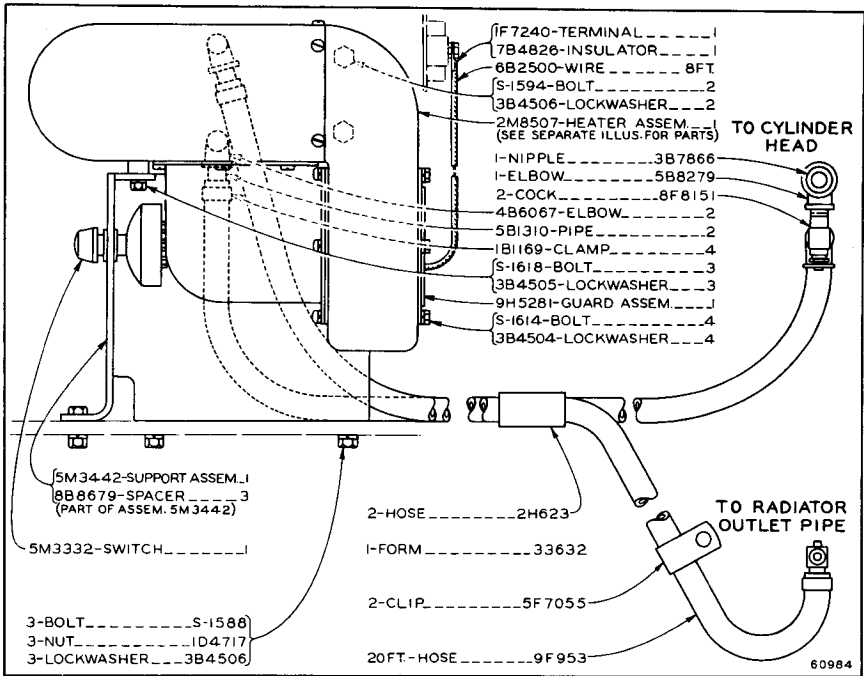
D6 TRACTOR—60 INCH GAUGE—FORM 33764—  
INSERT BETWEEN PAGES 90 & 91



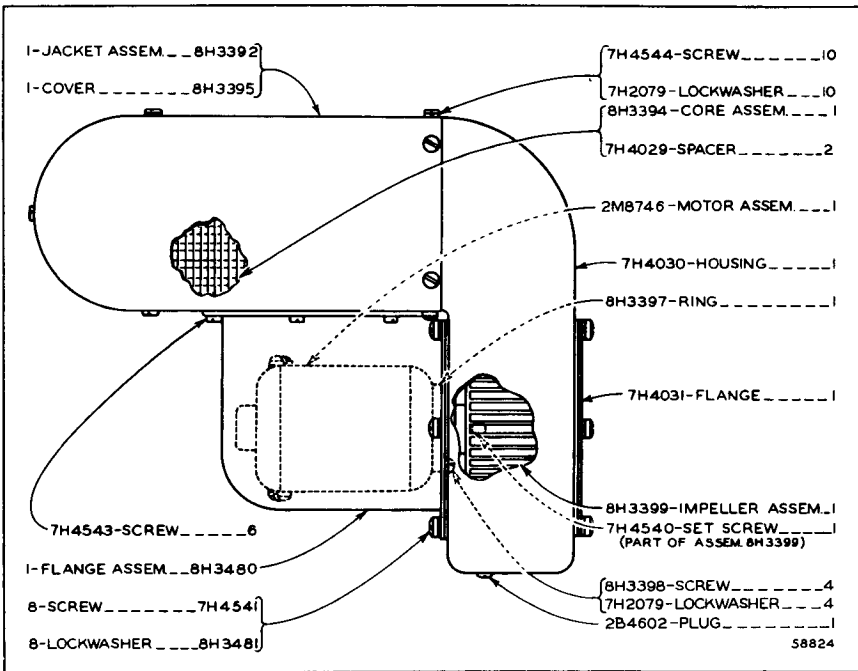
2M8507 HEATER ASSEMBLY—12 Volt—Second Type

Part of 5M3447 Cab Heater Group shown on insert between Pages 90 and 91

PRINTED IN U.S.A.

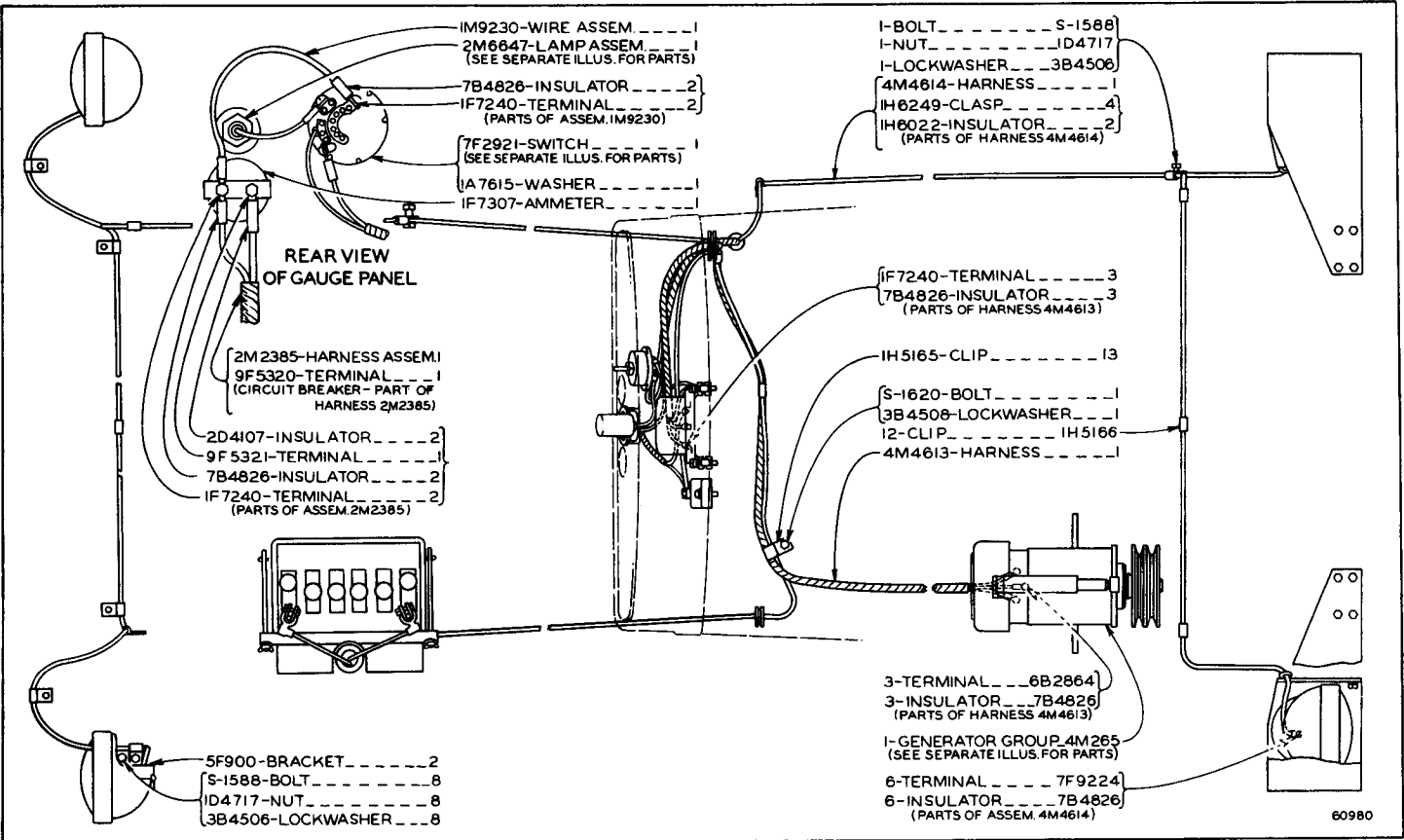


**5M3447 CAB HEATER GROUP—Recirculating—12 Volt**  
Also part of 5M3448 Cab Heater Group



**2M8507 HEATER ASSEMBLY—12 Volt**  
Part of 5M3447 Cab Heater Group

ONLY "CATERPILLAR" PARTS GIVE "CATERPILLAR" PERFORMANCE

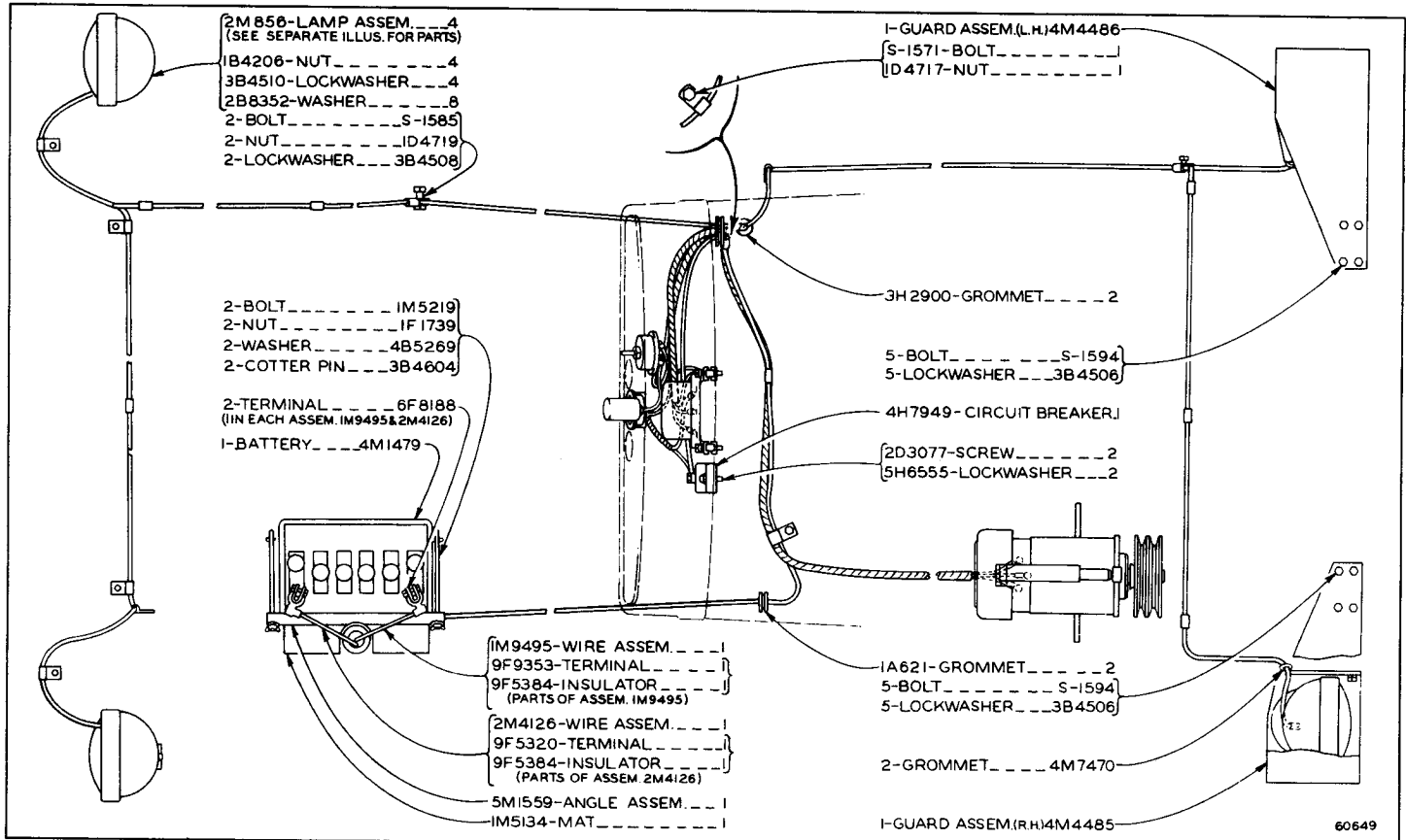


**4M4575 LIGHTING SYSTEM GROUP—12 Volt, 4 Lamp—With Battery—Part One**

For use without Cab

2M6647 Dash Lamp Assembly, 7F2921 Combination Switch and 4M265 Generator Group parts are shown on Pages 104, 105 and 106

ONLY "CATERPILLAR" PARTS GIVE "CATERPILLAR" PERFORMANCE

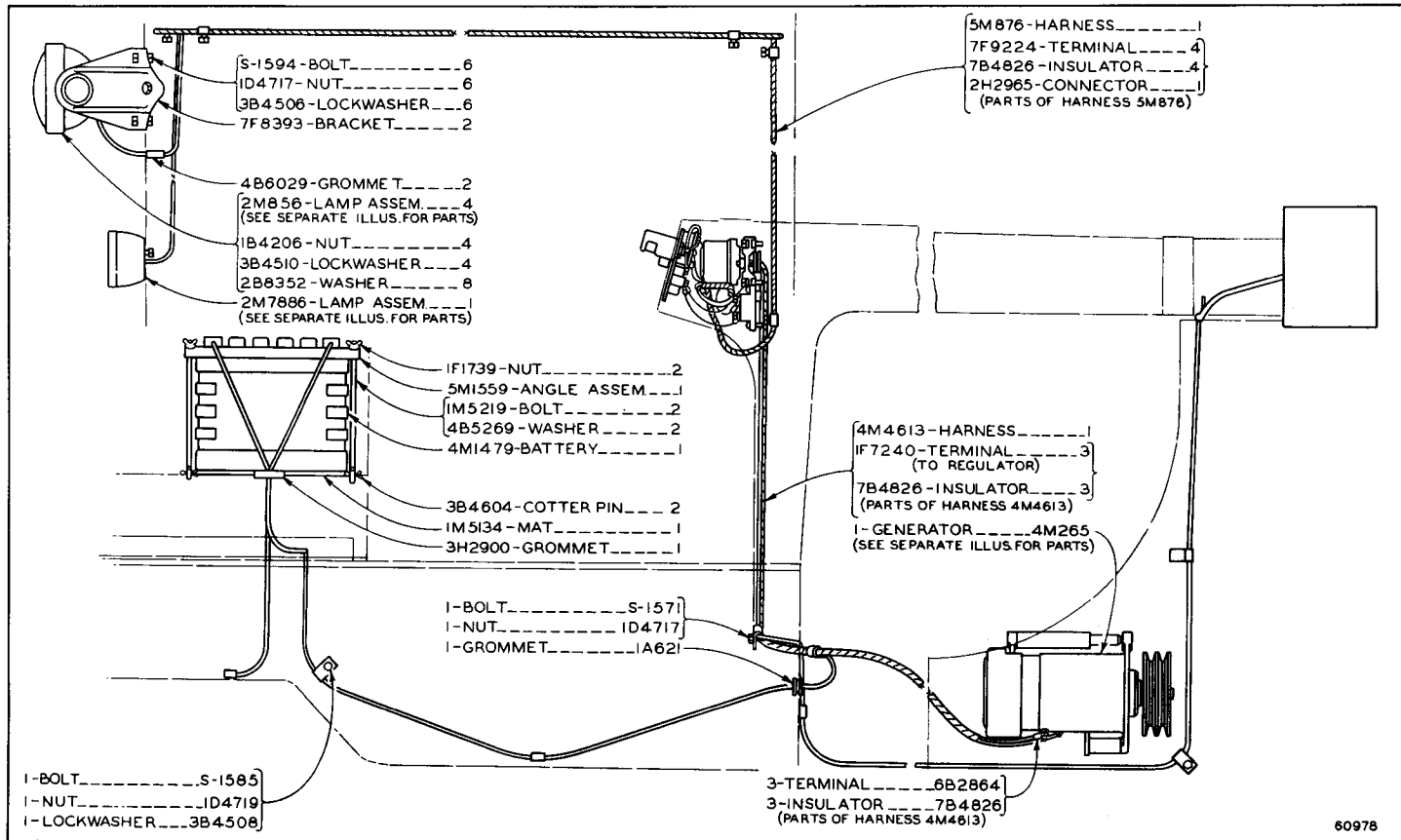


**4M4575 LIGHTING SYSTEM GROUP—12 Volt, 4 Lamp—With Battery—Part Two**

For use without Cab

2M856 Flood Lamp Assembly parts are shown on Page 103

ATTACHMENTS

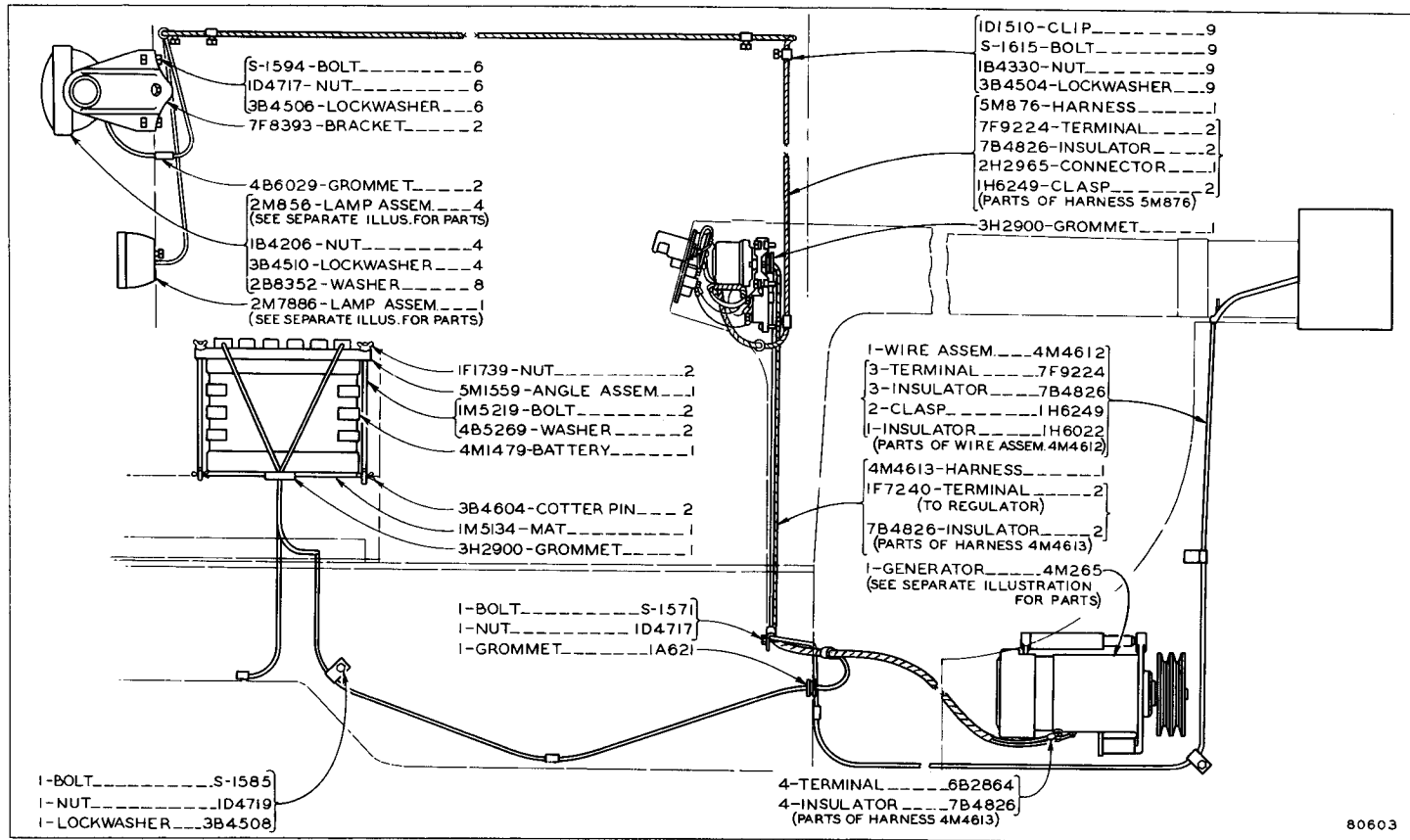


60978

4M4573 LIGHTING SYSTEM GROUP—12 Volt, 4 Lamp—With Battery—Part One

For use with Cab

2M856 Flood Lamp Assembly, 2M7886 Tail Lamp Assembly and 4M265 Generator Group parts are shown on Pages 103, 105 and 106

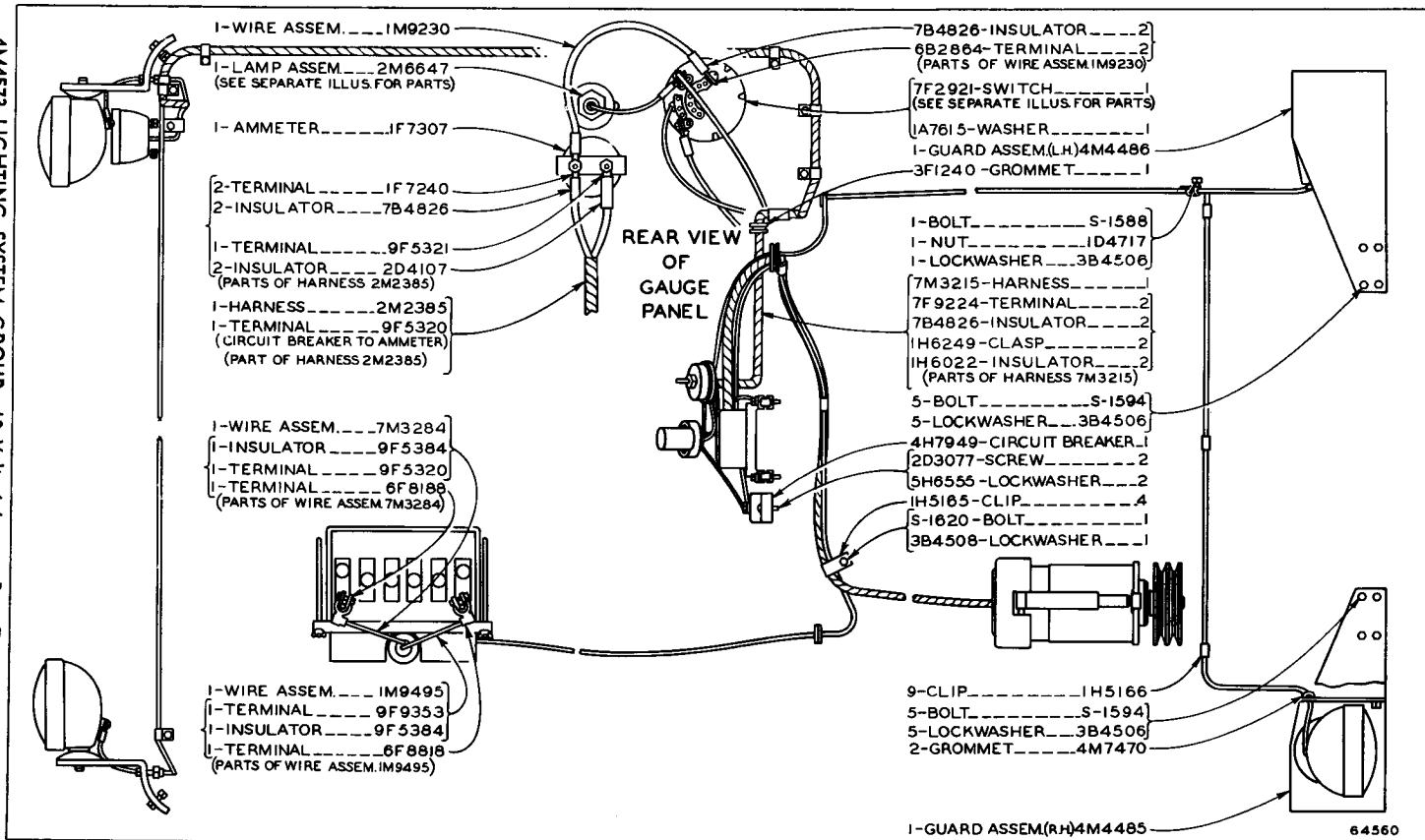


80603

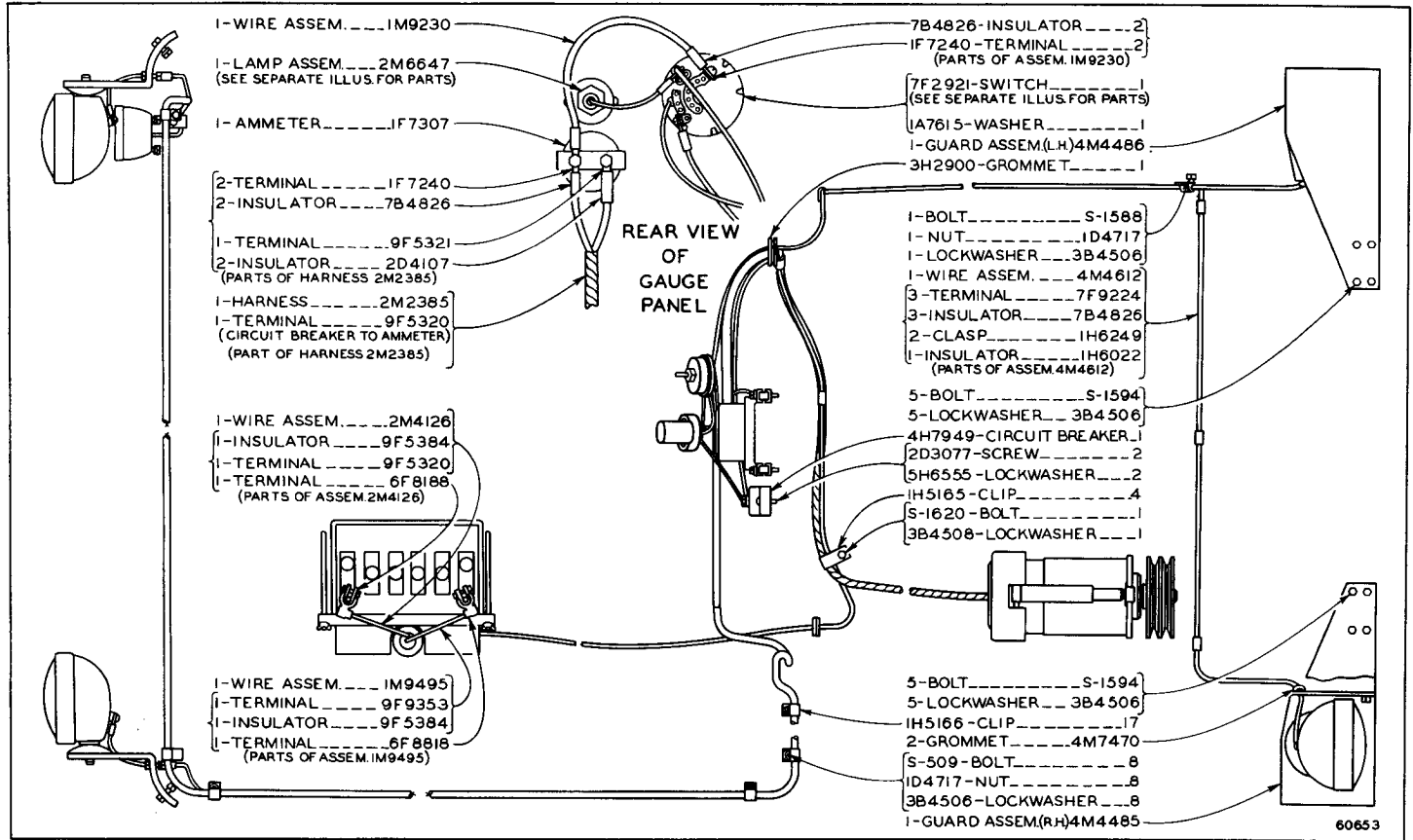
**4M4573 LIGHTING SYSTEM GROUP—12 Volt, 4 Lamp—With Battery—Part One—Second Type**

For use with Cab. 2M856 Flood Lamp Assembly, 2M7886 Tail Lamp Assembly and 4M265 Generator Group parts are shown on Pages 103, 105 and 106  
 Additional parts are shown on reverse side of this insert

4M4573 LIGHTING SYSTEM GROUP—12 Volt, 4 Lamp—Part Two—Second Type  
 For use with Cab. 2M6647 Dash Lamp Assembly and 7F2921 Combination Switch  
 parts are shown on Pages 104 and 105



ONLY "CATERPILLAR" PARTS GIVE "CATERPILLAR" PERFORMANCE



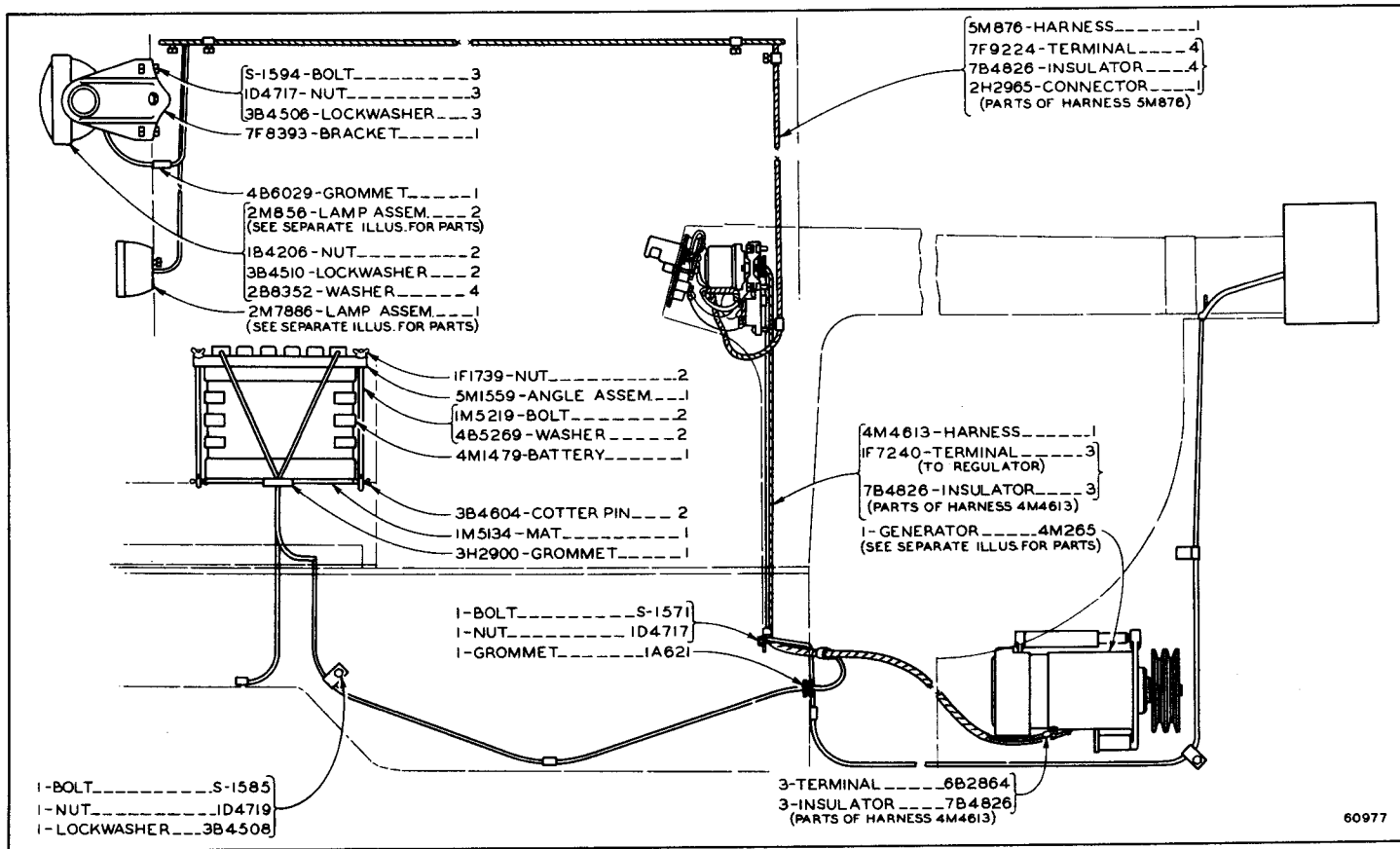
ATTACHMENTS

95

**4M4573 LIGHTING SYSTEM GROUP—12 Volt, 4 Lamp—With Battery—Part Two**  
 For use with Cab  
 2M6647 Dash Lamp Assembly and 7F2921 Combination Switch parts are shown on Pages 104 and 105

60653

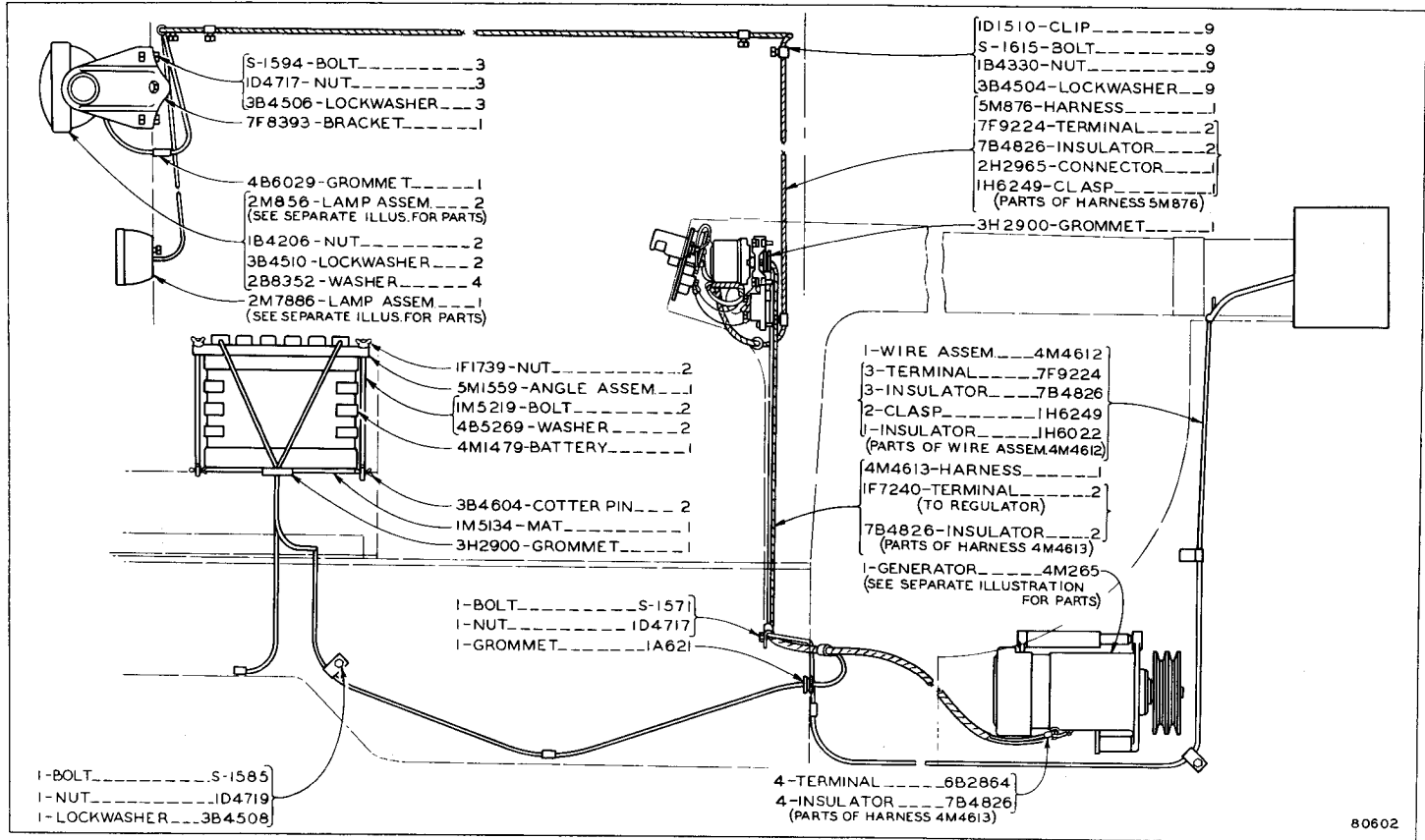




**4M4572 LIGHTING SYSTEM GROUP—12 Volt, 2 Lamp—With Battery—Part One**

For use with Cab

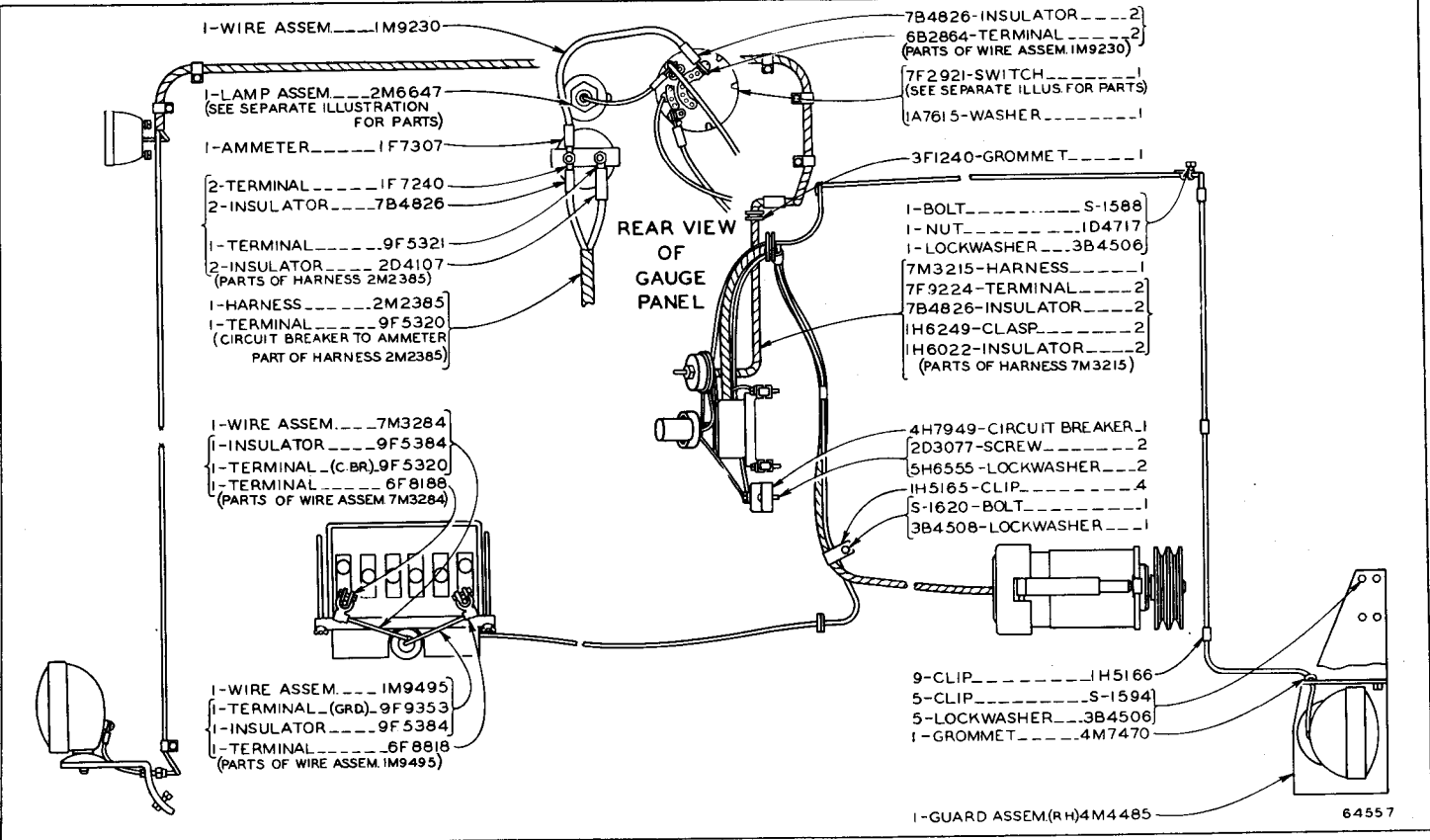
2M856 Flood Lamp Assembly, 2M7886 Tail Lamp Assembly and 4M265 Generator Group parts are shown on Pages 103, 105 and 106



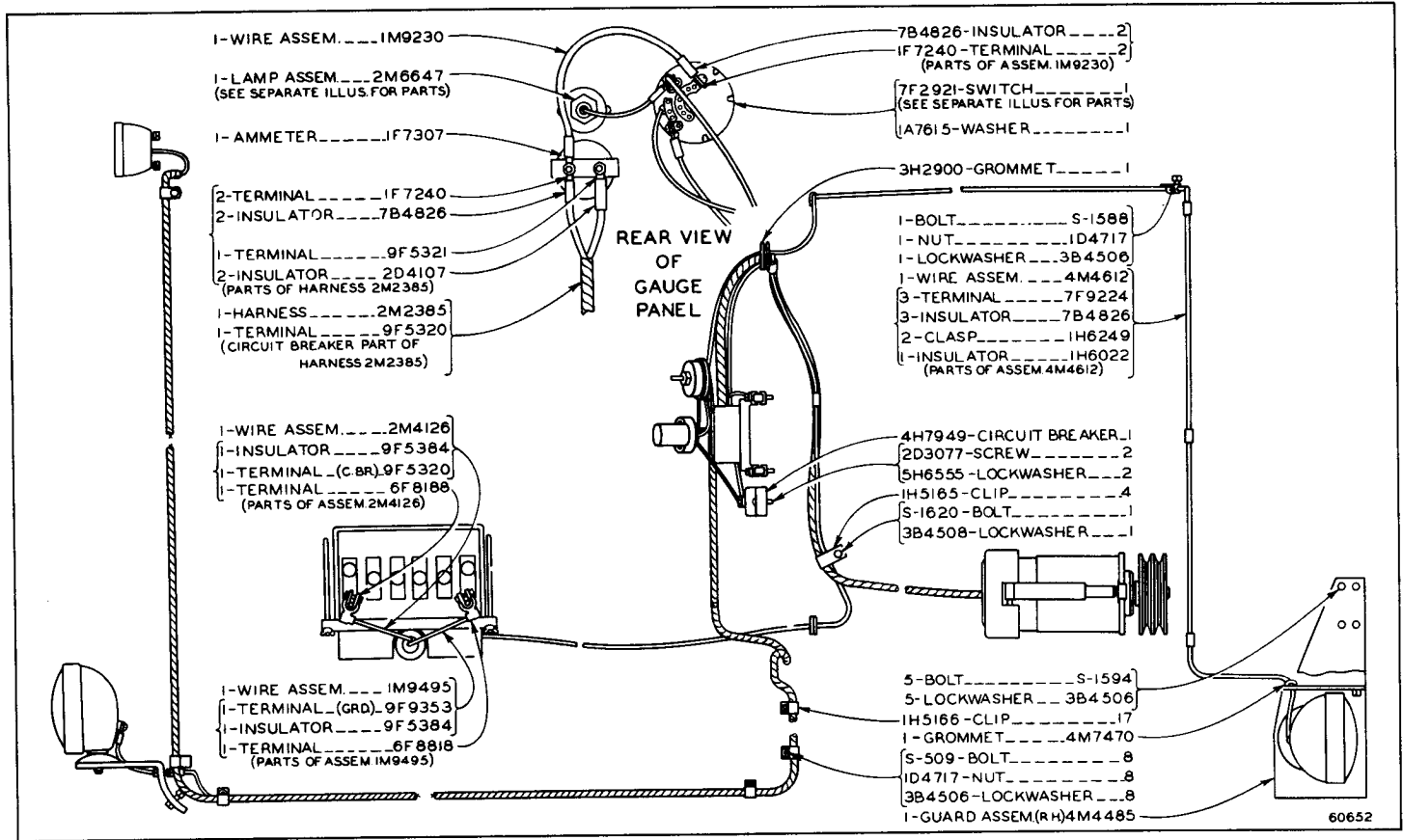
80602

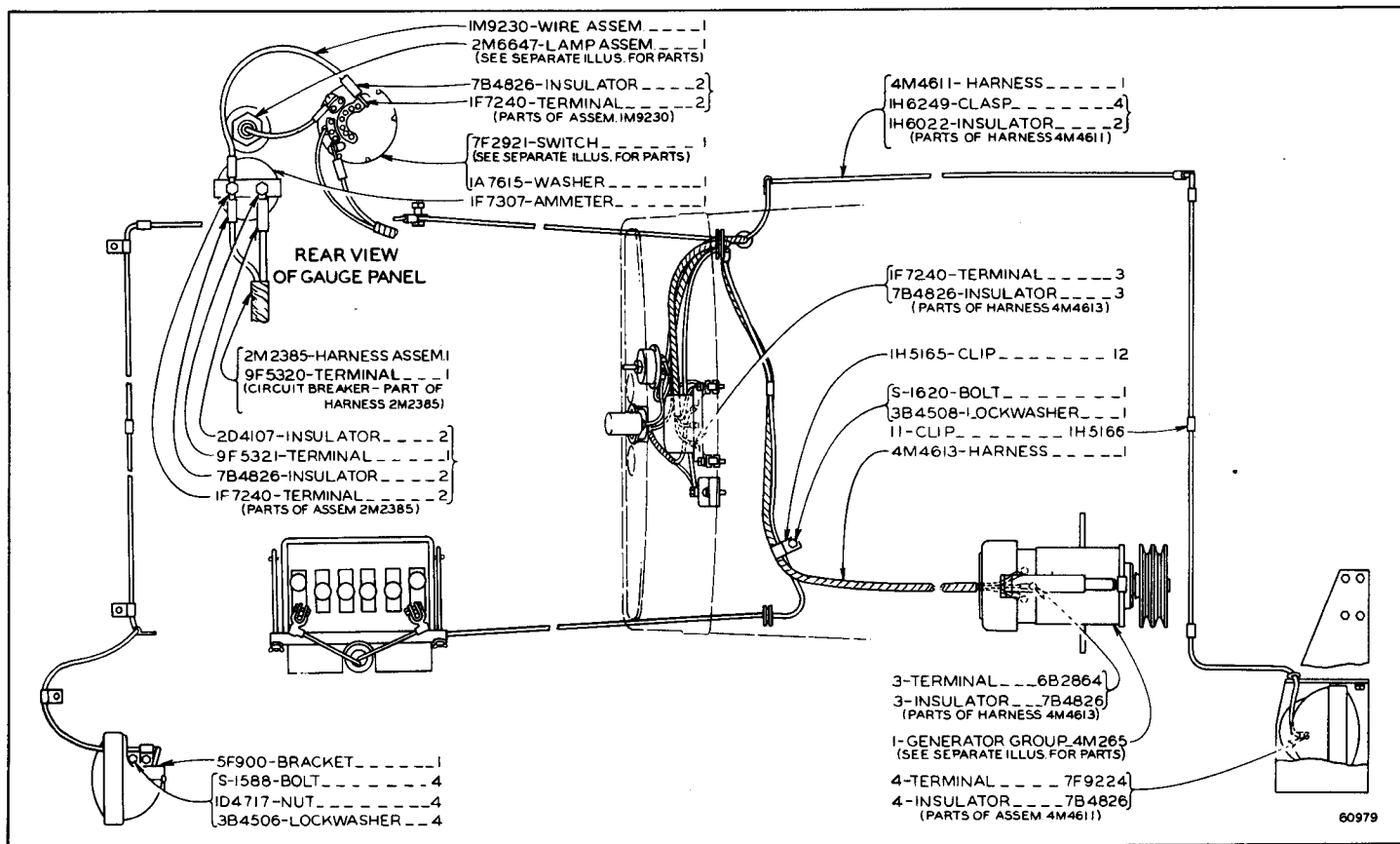
**4M4572 LIGHTING SYSTEM GROUP—12 Volt, 2 Lamp—With Battery—Part One—Second Type**

For use with Cab. 2M856 Flood Lamp Assembly, 2M7886 Tail Lamp Assembly and 4M265 Generator Group parts are shown on Pages 103, 105 and 106  
 Additional parts are shown on reverse side of this insert



**4M4572 LIGHTING SYSTEM GROUP—12 Volt, 2 Lamp—Part Two—Second Type**  
For use with Cab. 2M6647 Dash Lamp Assembly and 7F2921 Combination Switch  
parts are shown on Pages 104 and 105



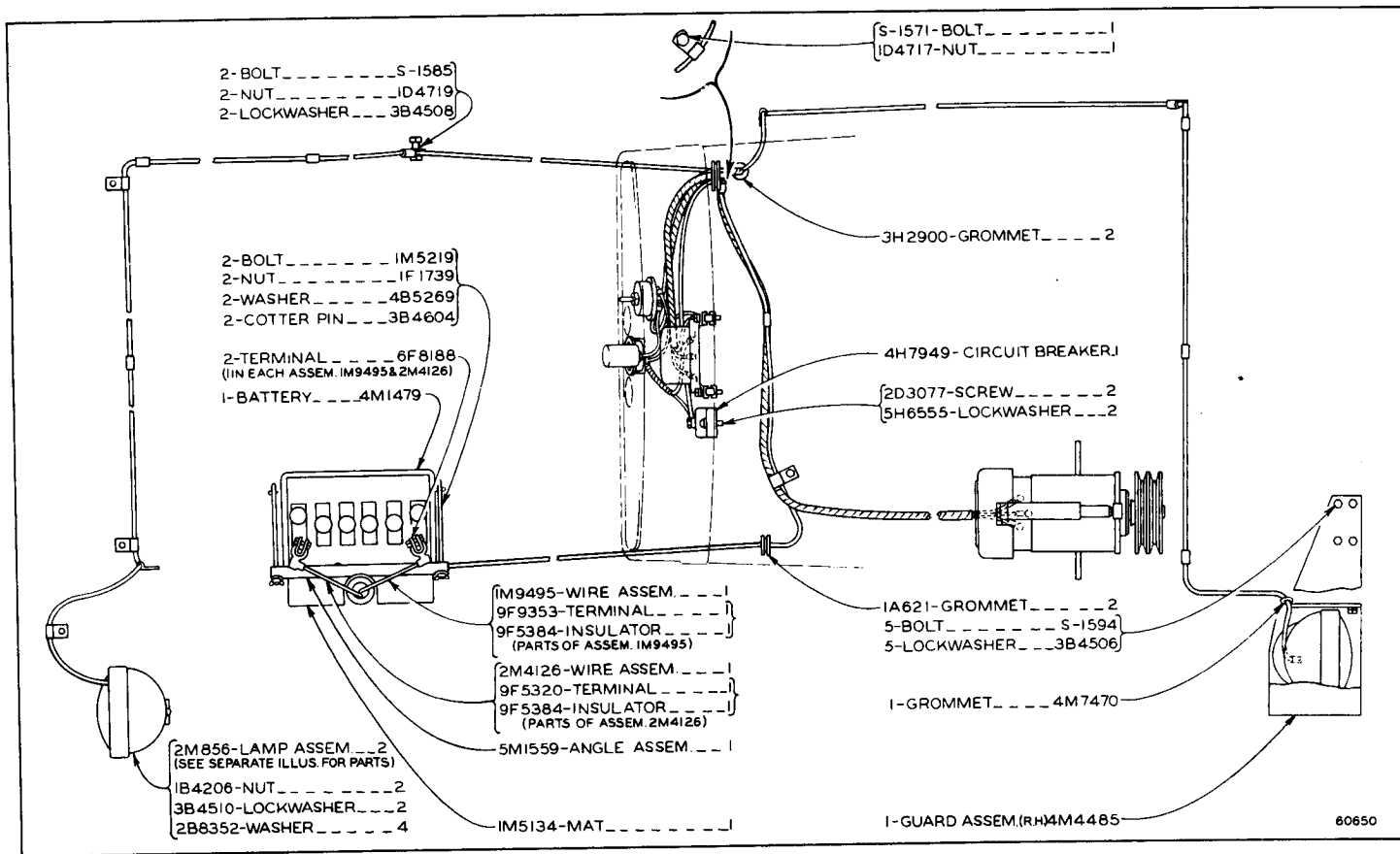


**4M4574 LIGHTING SYSTEM GROUP—12 Volt, 2 Lamp—With Battery—Part One**

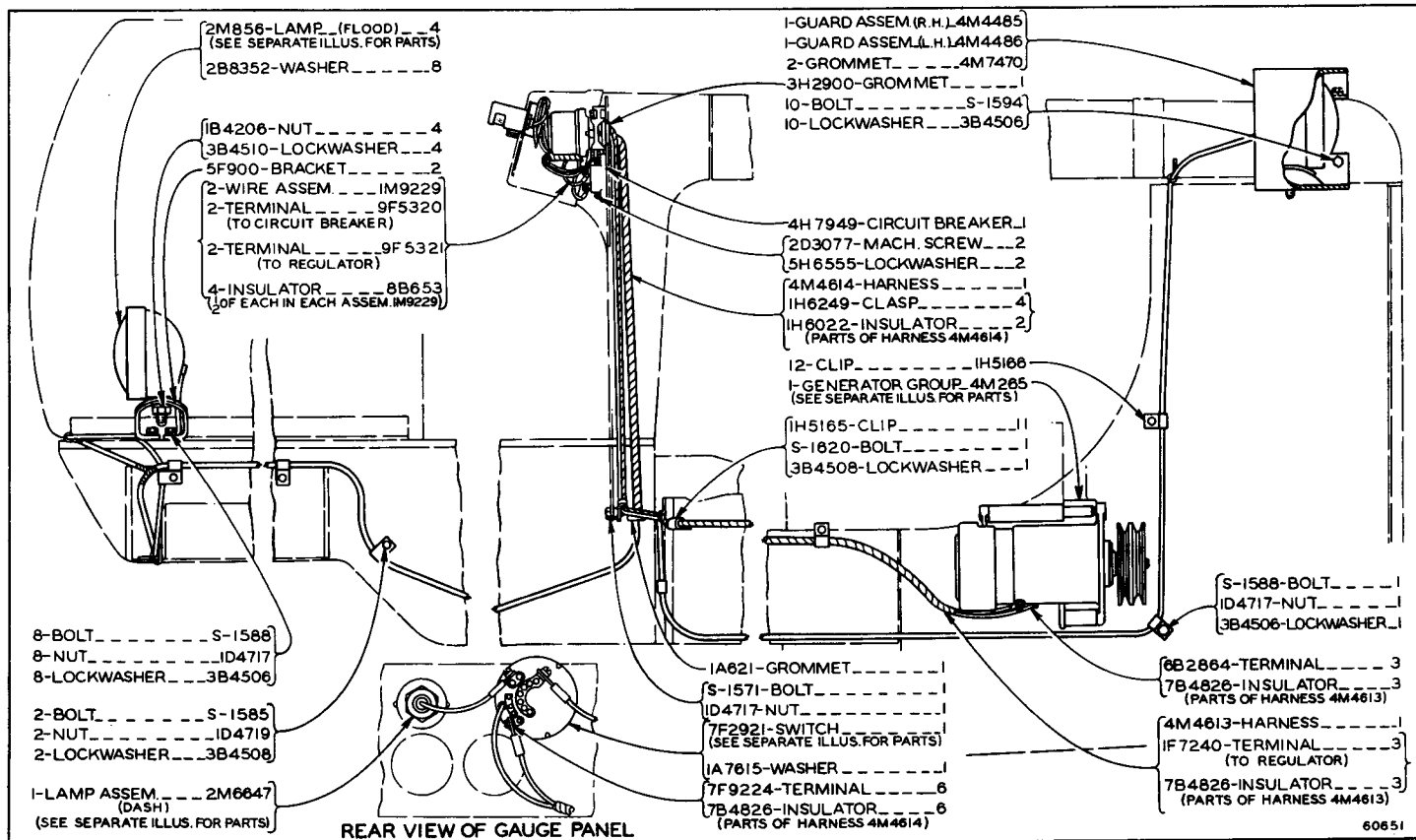
For use without Cab

2M6647 Dash Lamp Assembly, 7F2921 Combination Switch and 4M265 Generator Group parts are shown on Pages 104, 105 and 106

ONLY "CATERPILLAR" PARTS GIVE "CATERPILLAR" PERFORMANCE



4M4574 LIGHTING SYSTEM GROUP—12 Volt, 2 Lamp—With Battery—Part Two  
 For use without Cab  
 2M856 Flood Lamp Assembly parts are shown on Page 103

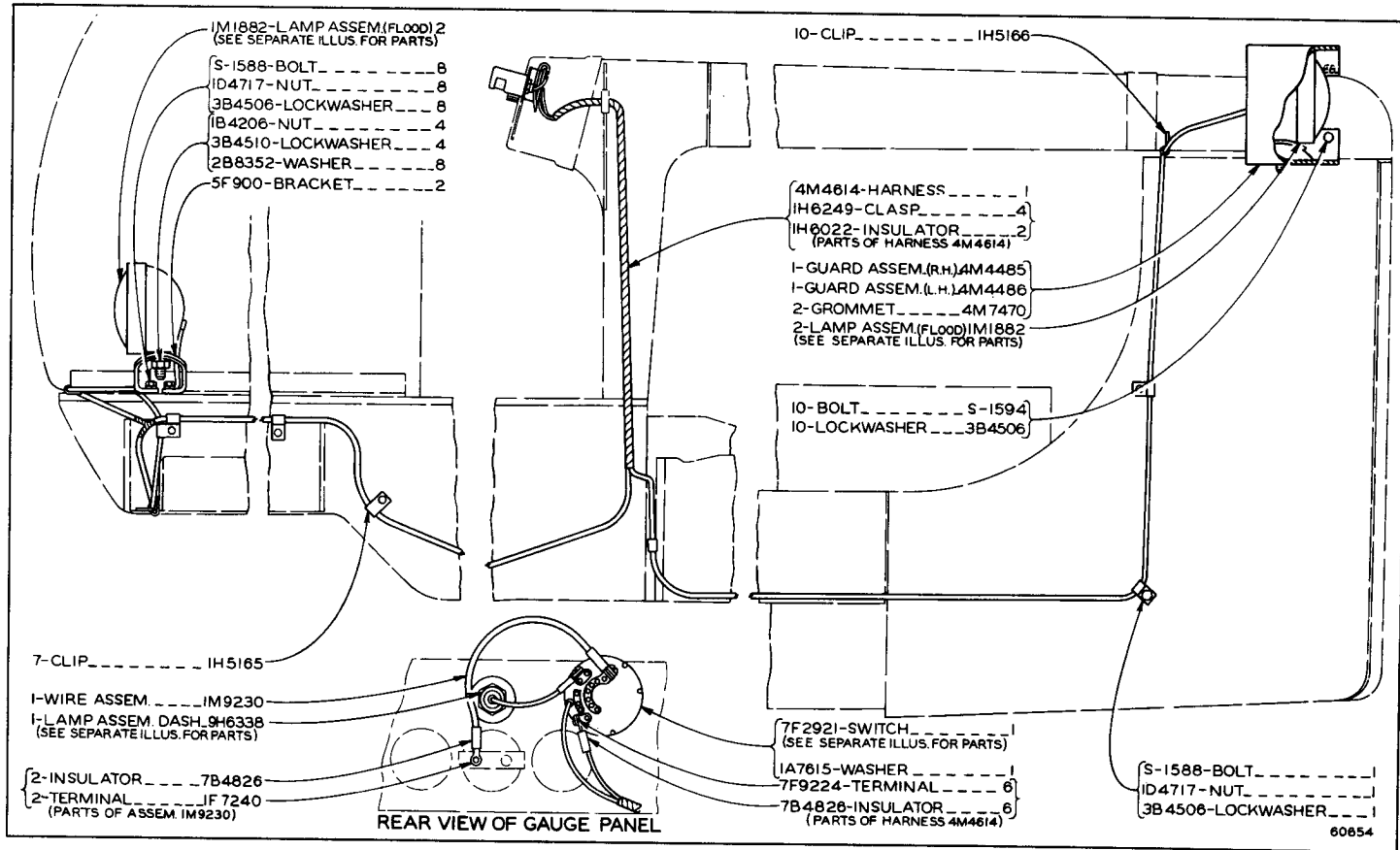


4M4576 LIGHTING SYSTEM GROUP—12 Volt, 4 Lamp—Without Battery—Side View

For use without Cab

2M856 Flood Lamp Assembly, 2M6647 Dash Lamp Assembly, 7F2921 Combination Switch and 4M265 Generator Group parts are shown on Pages 103 through 106

ONLY "CATERPILLAR" PARTS GIVE "CATERPILLAR" PERFORMANCE



4M4579 LIGHTING SYSTEM GROUP—24 Volt, 4 Lamp—Without Battery—Side View

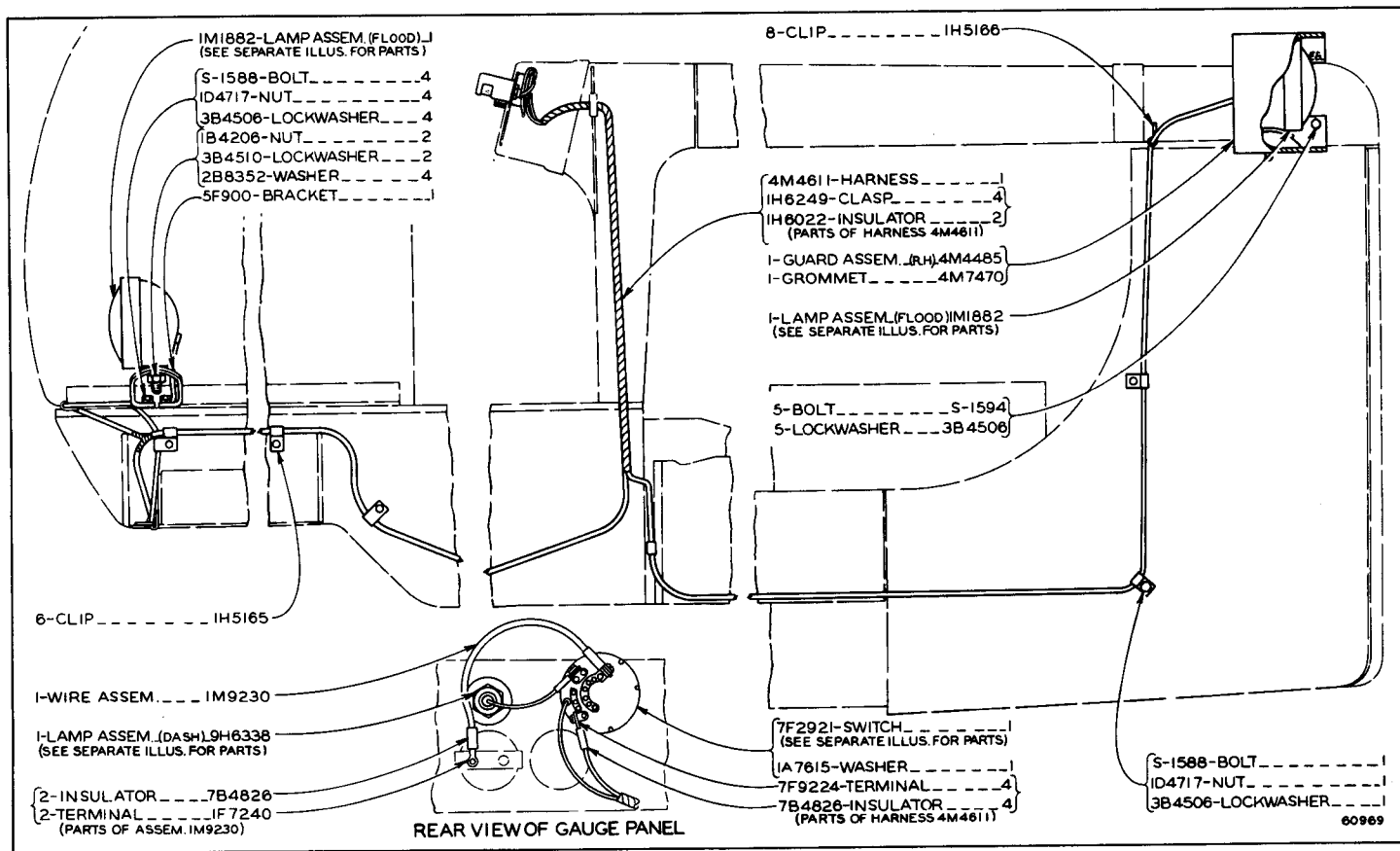
For use without Cab and with 24 Volt Starting

IM1882 Flood Lamp Assembly, 9H6338 Dash Lamp Assembly and 7F2921 Combination Switch parts are shown on Pages 103, 104 and 105

ATTACHMENTS



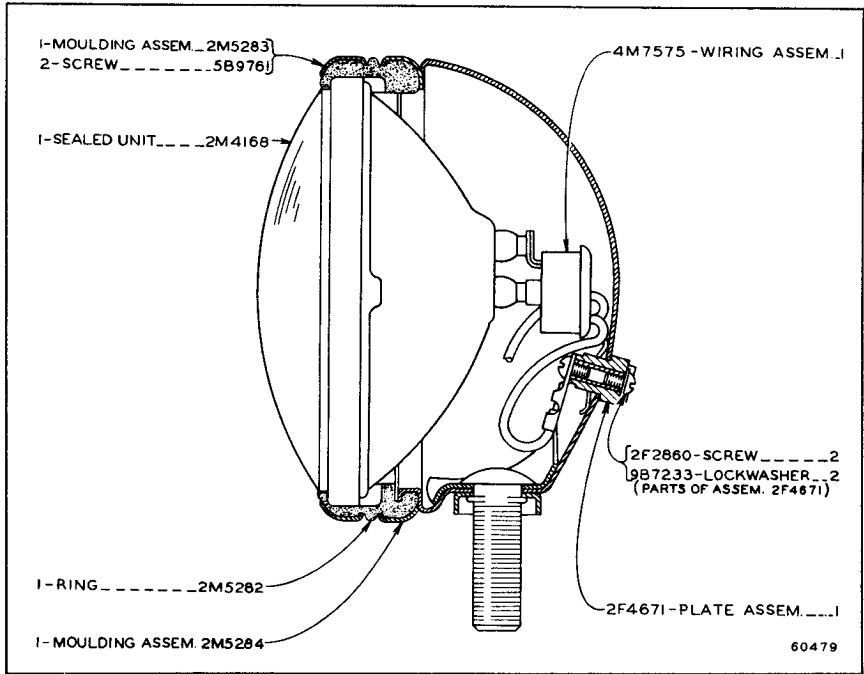
ALWAYS GIVE SERIAL NUMBER WHEN ORDERING PARTS



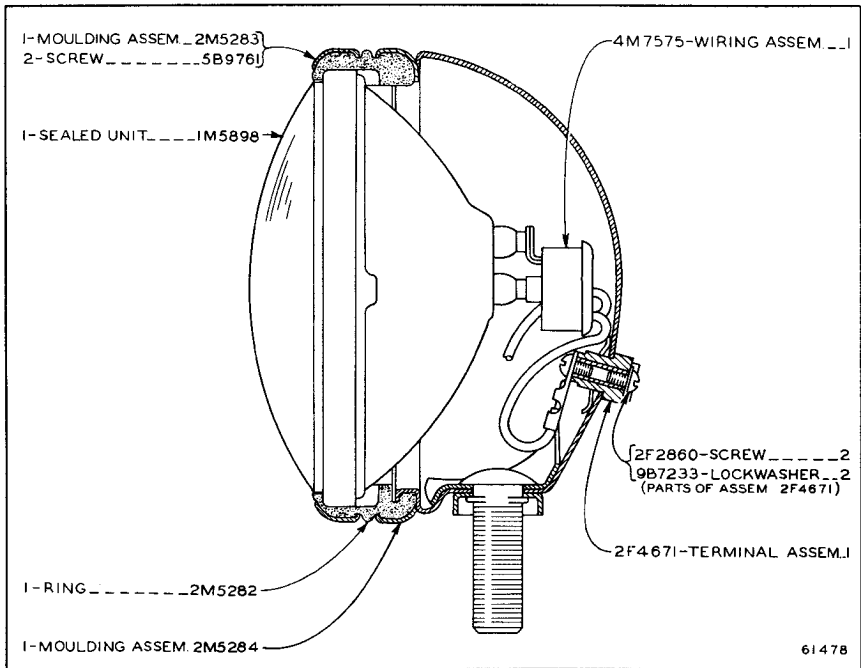
**4M4578 LIGHTING SYSTEM GROUP—24 Volt, 2 Lamp—Without Battery—Side View**

For use without Cab and with 24 Volt Starting

1M1882 Flood Lamp Assembly, 9H6338 Dash Lamp Assembly and 7F2921 Combination Switch parts are shown on Pages 103, 104 and 105

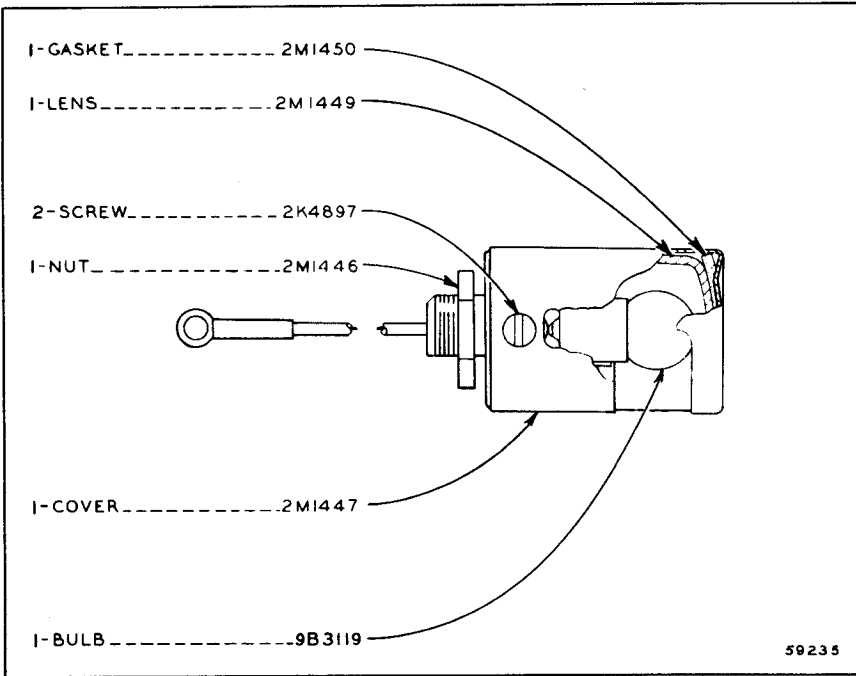


**2M856 FLOOD LAMP ASSEMBLY—12 Volt**  
Part of Lighting System Groups shown on Pages 92 through 100

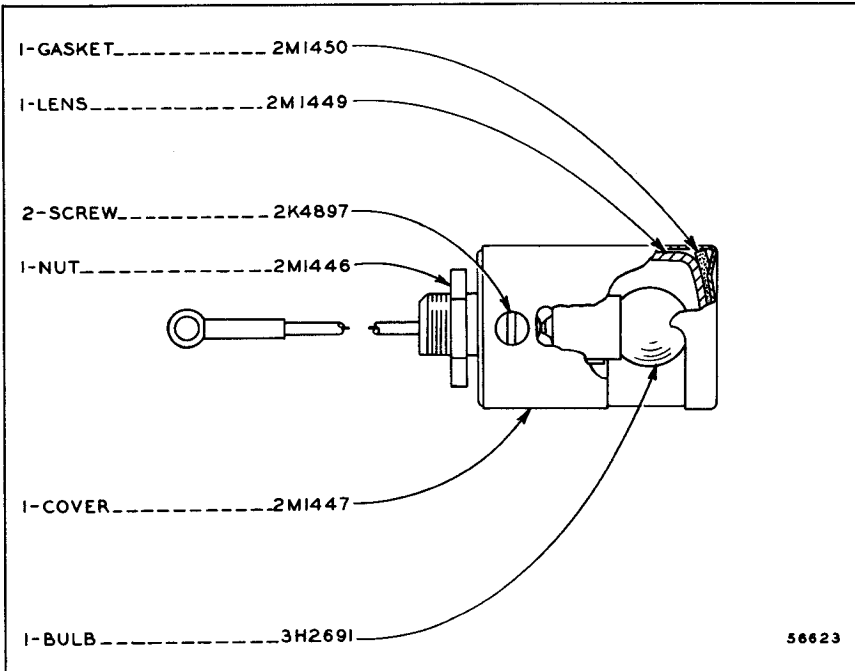


**IM1882 FLOOD LAMP ASSEMBLY—24 Volt**  
Part of 4M4579 and 4M4578 Lighting System Groups shown on Pages 101 and 102

ONLY "CATERPILLAR" PARTS GIVE "CATERPILLAR" PERFORMANCE

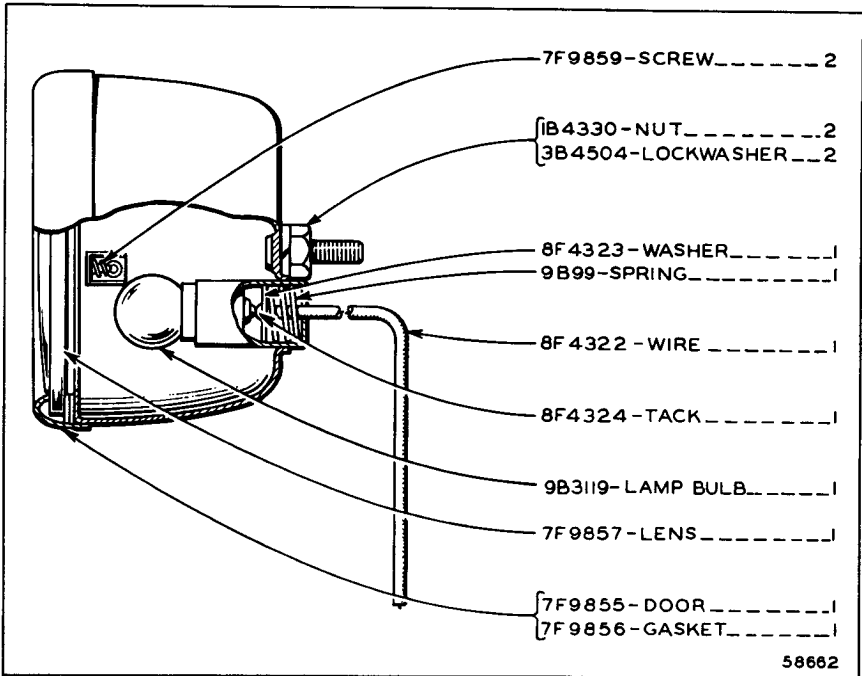


**2M6647 DASH LAMP ASSEMBLY—12 Volt**  
 Part of Lighting System Groups shown on Pages 92 through 100



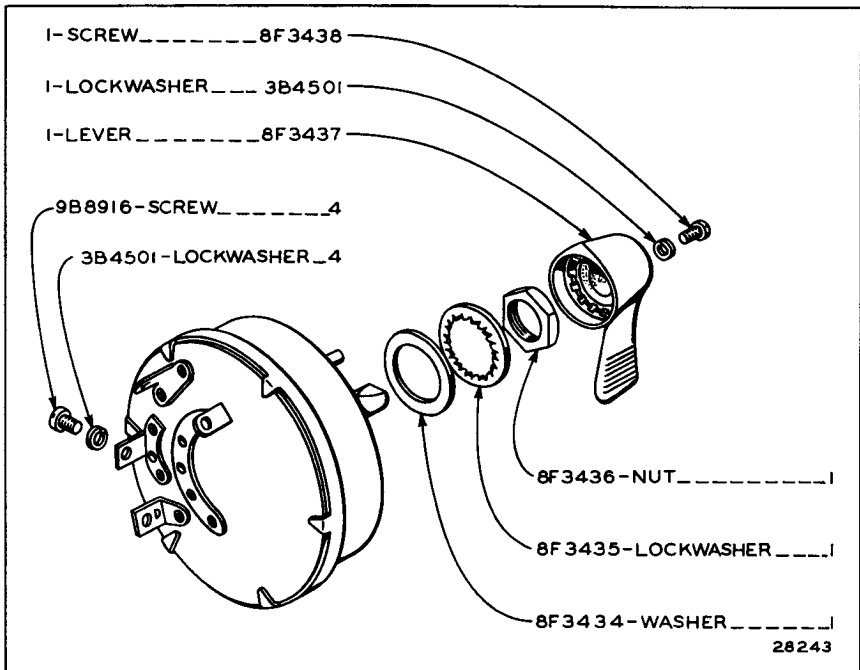
**9H6338 DASH LAMP ASSEMBLY—24 Volt**  
 Part of 4M4579 and 4M4578 Lighting System Groups shown on Pages 101 and 102

ALWAYS GIVE SERIAL NUMBER WHEN ORDERING PARTS



**2M7886 TAIL LAMP ASSEMBLY—12 Volt**

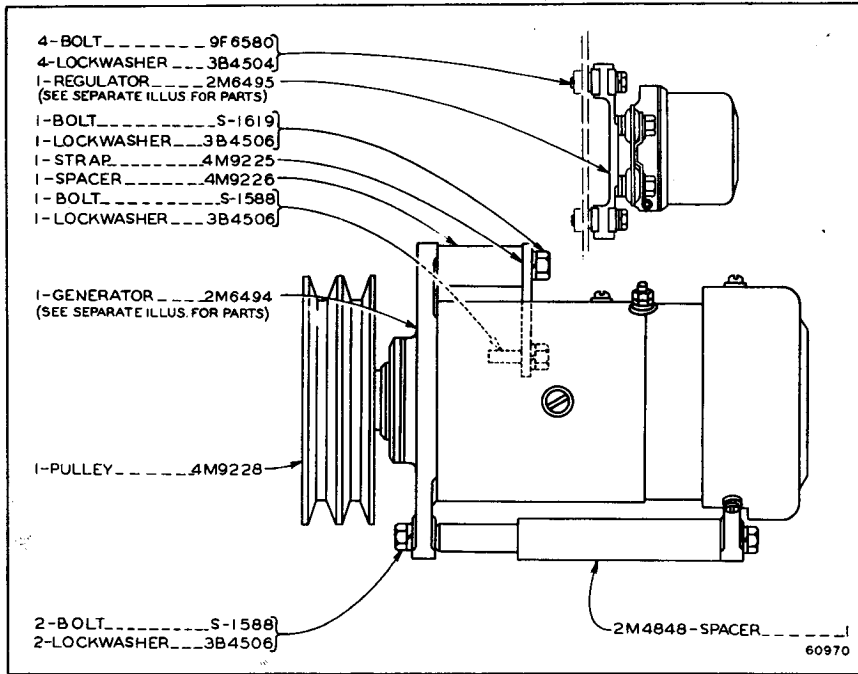
Part of 4M4573 and 4M4572 Lighting System Groups shown on Pages 94 and 96



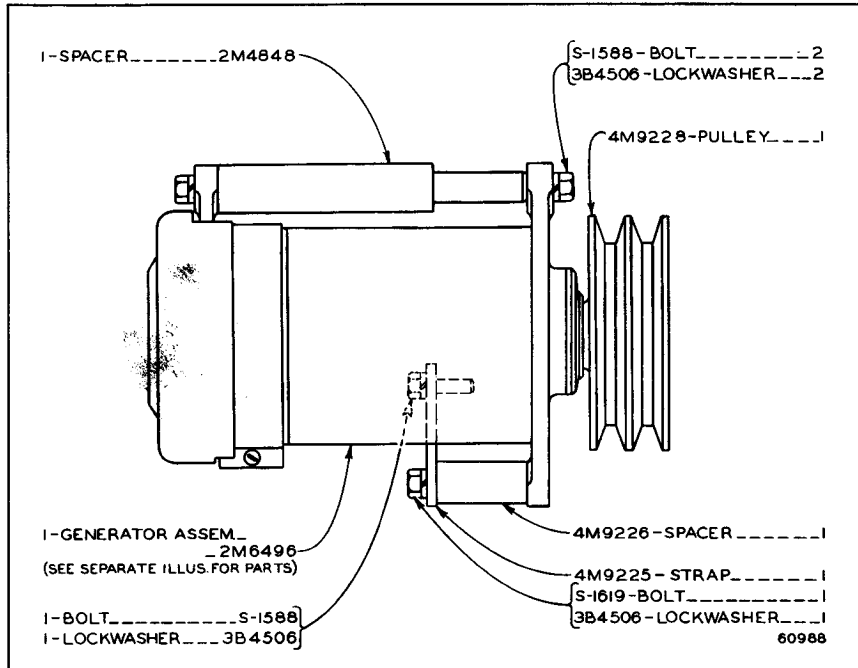
**7F2921 COMBINATION SWITCH**

Part of Lighting System Groups shown on Pages 92 through 102

ONLY "CATERPILLAR" PARTS GIVE "CATERPILLAR" PERFORMANCE

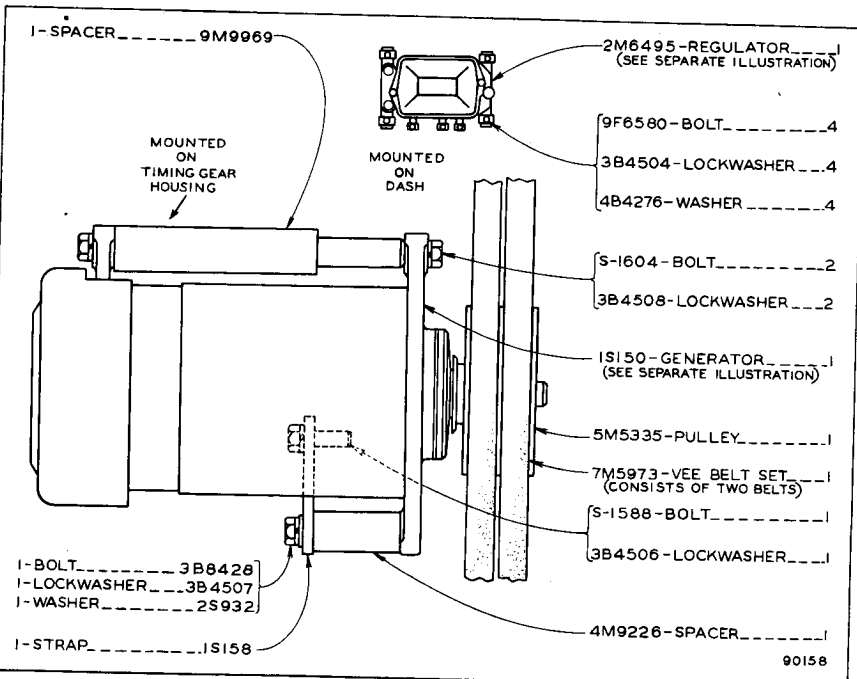
**4M265 GENERATOR GROUP—12 Volt, 24 Ampere**

Part of Lighting System Groups shown on Pages 92 through 100 and 4M4570 Electric Starting Arrangement listed on Page 110. 2M6495 Regulator Assembly parts are shown on Page 109

**IM7298 GENERATOR GROUP—24 Volt, 15 Ampere**

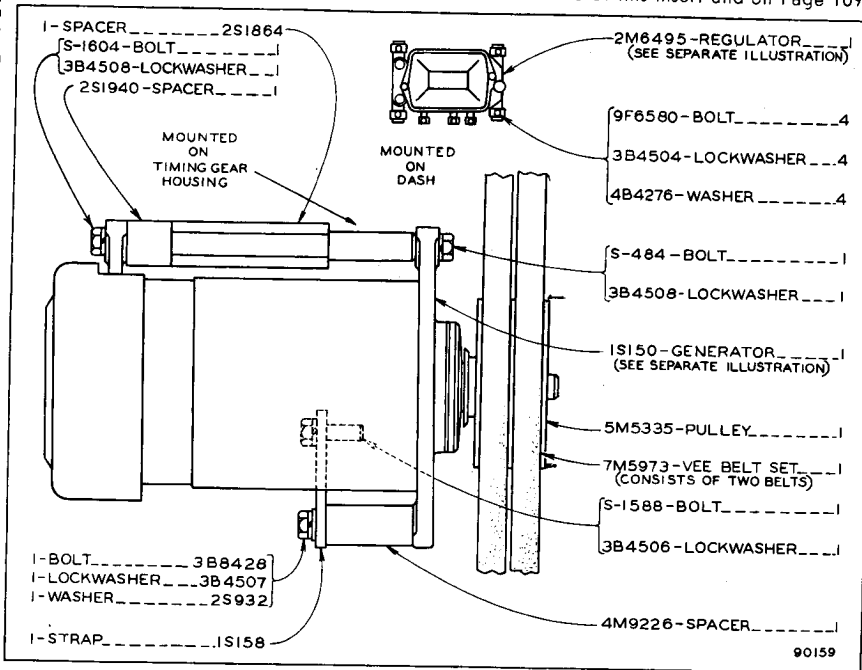
Part of 2M7903 Direct Electric Starting Arrangement listed on Page 110  
 2M6496 Generator Assembly parts are shown on Page 108

**ALWAYS GIVE SERIAL NUMBER WHEN ORDERING PARTS**



**4M265 GENERATOR GROUP—12 Volt, 24 Ampere—Fourth Type**

Part of Lighting System Groups shown on Pages 92 through 100 and 5M8394 Electric Starting Arrangement listed on insert between Pages 110 & 111. 1S150 Generator Assembly and 2M6495 Regulator Assembly parts are shown on reverse side of this insert and on Page 109



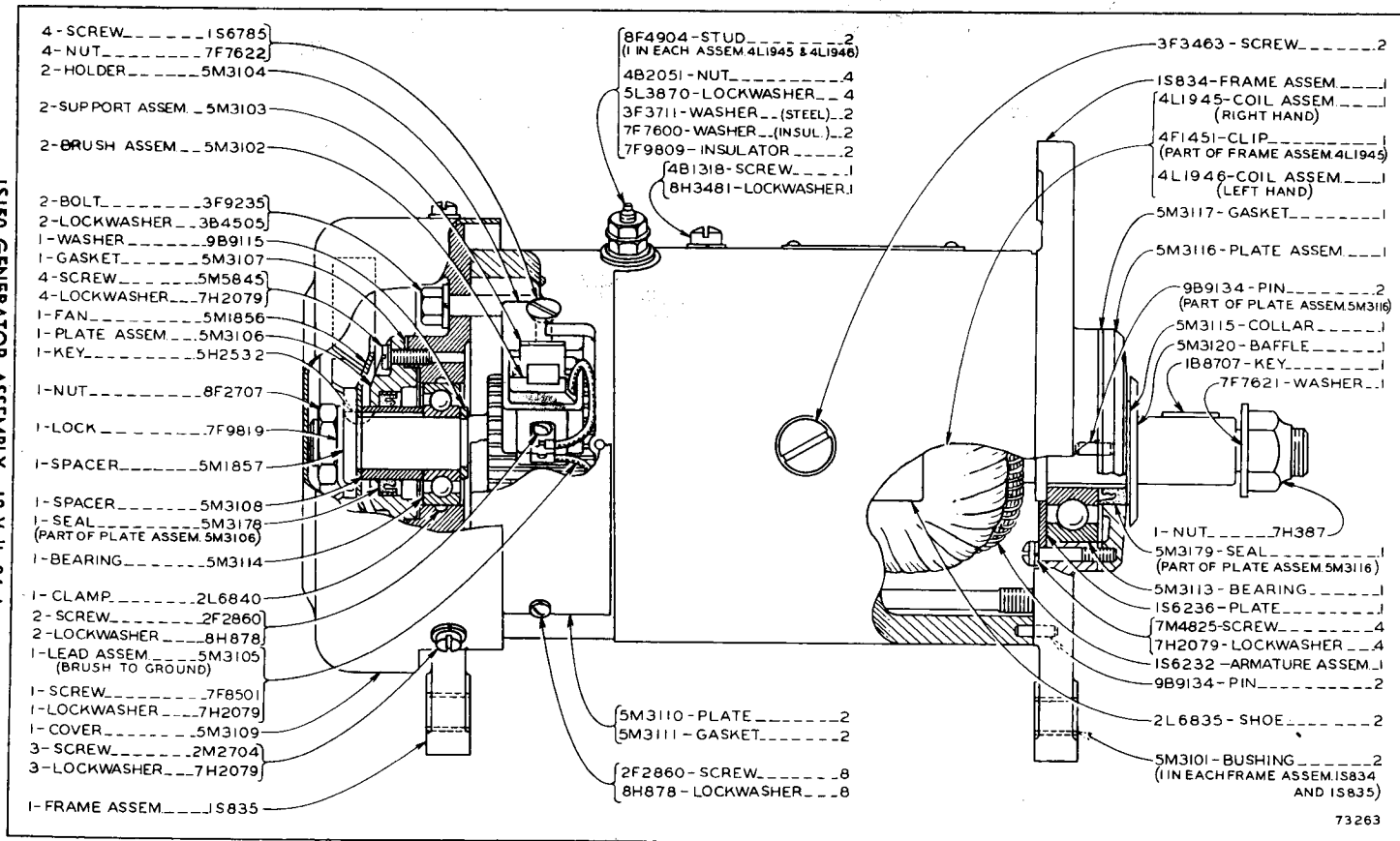
**4M265 GENERATOR GROUP—12 Volt, 24 Ampere—Fifth Type**

Part of Lighting System Groups shown on Pages 92 through 100 and 5M8394 Electric Starting Arrangement listed on insert between Pages 110 & 111. 1S150 Generator Assembly and 2M6495 Regulator Assembly parts are shown on reverse side of this insert and on Page 109

PRINTED IN U.S.A.

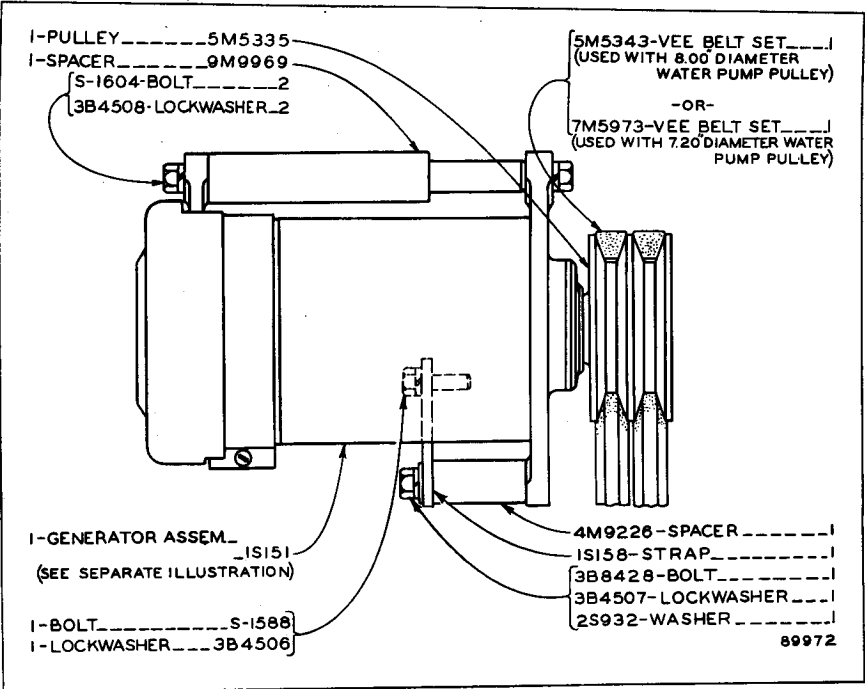
D6 TRACTOR—60 INCH GAUGE—FORM 33764—INSERT BETWEEN PAGES 106 & 107

IS150 GENERATOR ASSEMBLY—12 Volt, 24 Ampere  
Part of 4M265 Generator Group shown on front side of this insert

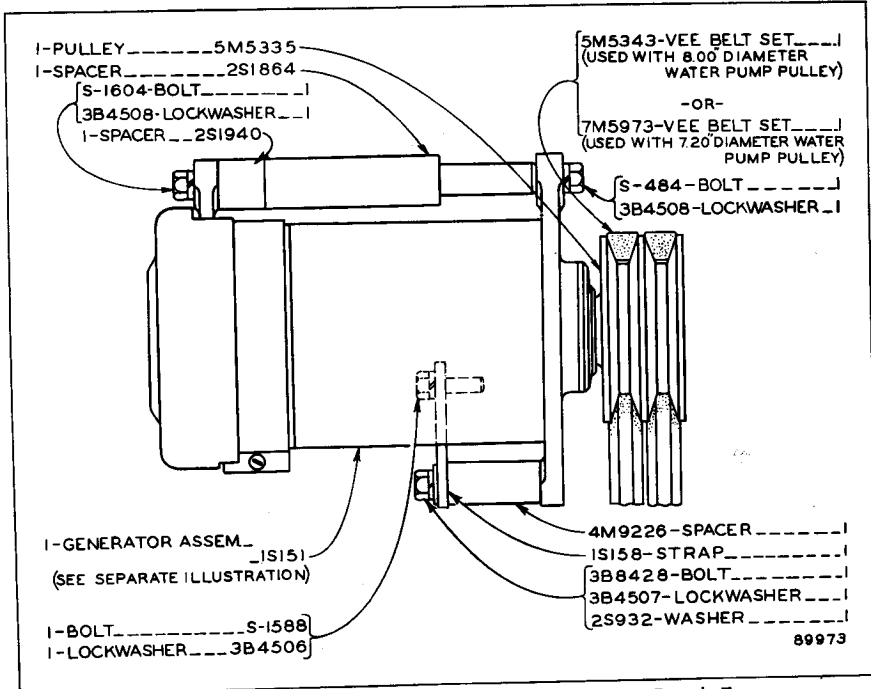


73263

PRINTED IN U.S.A.  
 D6 TRACTOR—60 INCH GAUGE—FORM 33764—INSERT BETWEEN PAGES 106 & 107



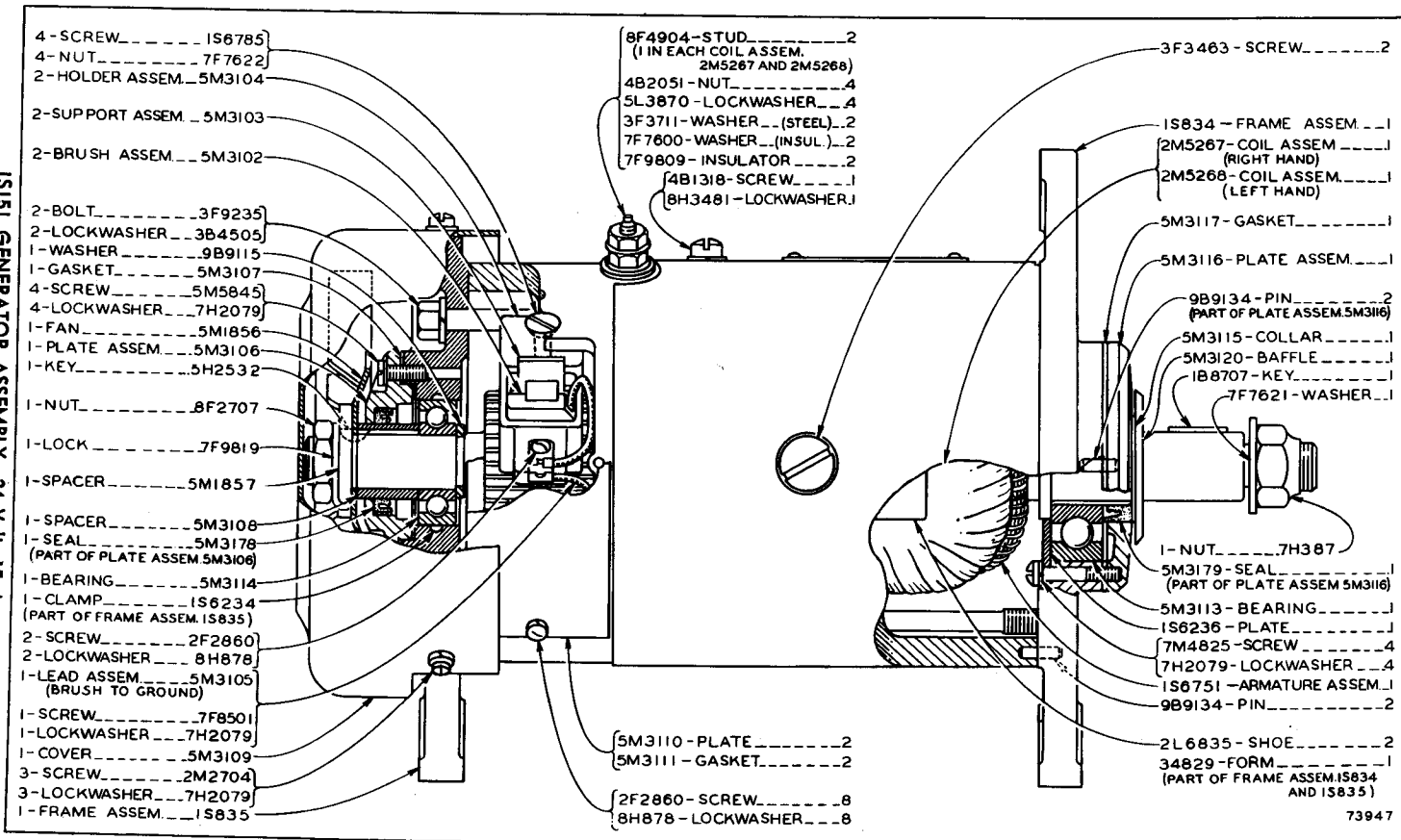
**IM7298 GENERATOR GROUP—24 Volt, 15 Ampere—Third Type**  
 Part of 5M8396 Direct Electric Starting Arrangement listed on Page 110  
 IS151 Generator Assembly parts are shown on reverse side of this insert



**IM7298 GENERATOR GROUP—24 Volt, 15 Ampere—Fourth Type**  
 Part of 5M8396 Direct Electric Starting Arrangement listed on Page 110  
 IS151 Generator Assembly parts are shown on reverse side of this insert

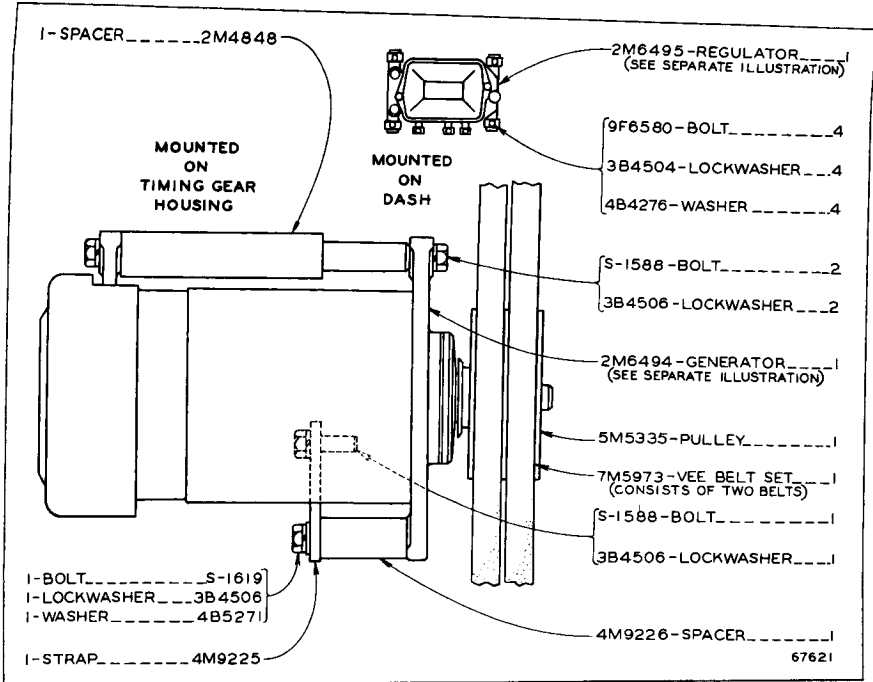


IS151 GENERATOR ASSEMBLY—24 Volt 15 Ampere  
Part of IM7298 Generator Group shown on front side of this insert



73947

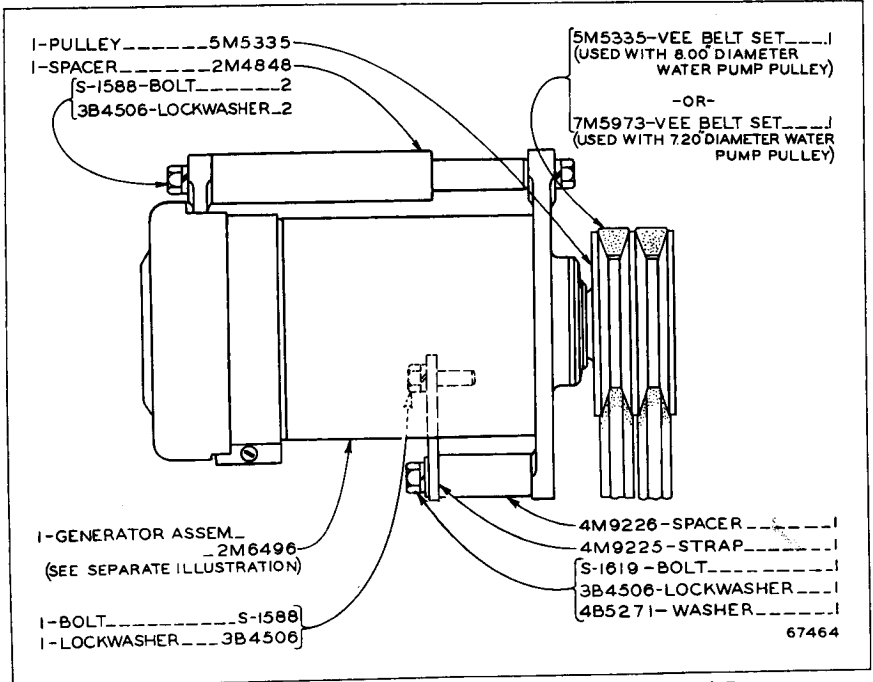
ILLUSTRATION 67621 SHOWN



**4M265 GENERATOR GROUP—12 Volt, 24 Ampere—Third Type**

Part of Lighting System Groups shown on Pages 92 through 100 and 5M8394 Electric Starting Arrangement listed on insert between Pages 110 & 111. 2M6494 Generator Assembly and 2M6495 Regulator Assembly parts are shown on Pages 107 and 109

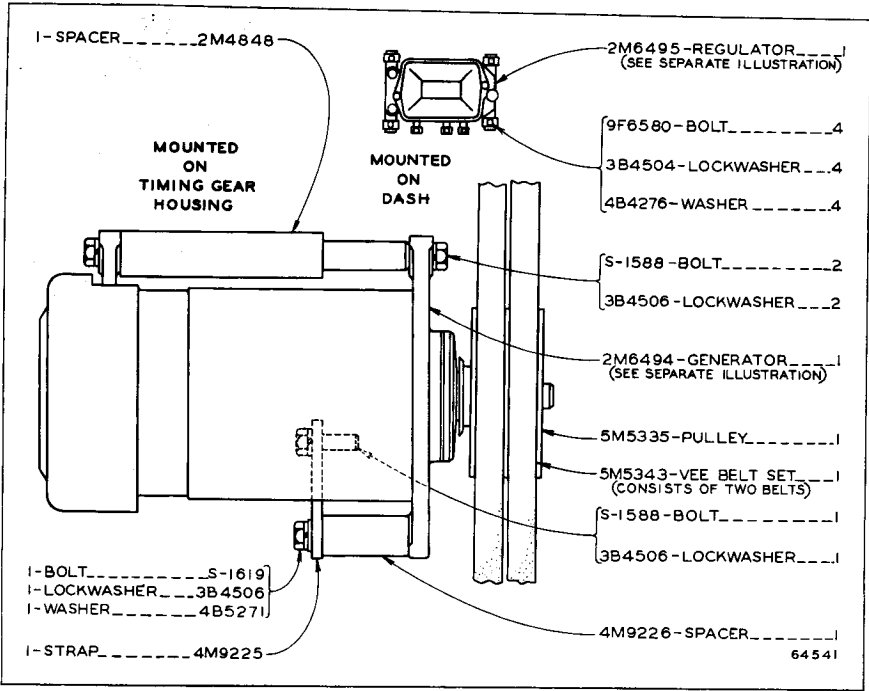
ON INSERT BETWEEN PAGES 106 & 107



**1M7298 GENERATOR GROUP—24 Volt, 15 Ampere—Second Type**

Part of 5M8396 Direct Electric Starting Arrangement listed on Page 110  
2M6496 Generator Assembly parts are shown on Page 108

56 TRACTOR—60 INCH GAUGE—FORM 33764—  
INSERT BETWEEN PAGES 106 & 107

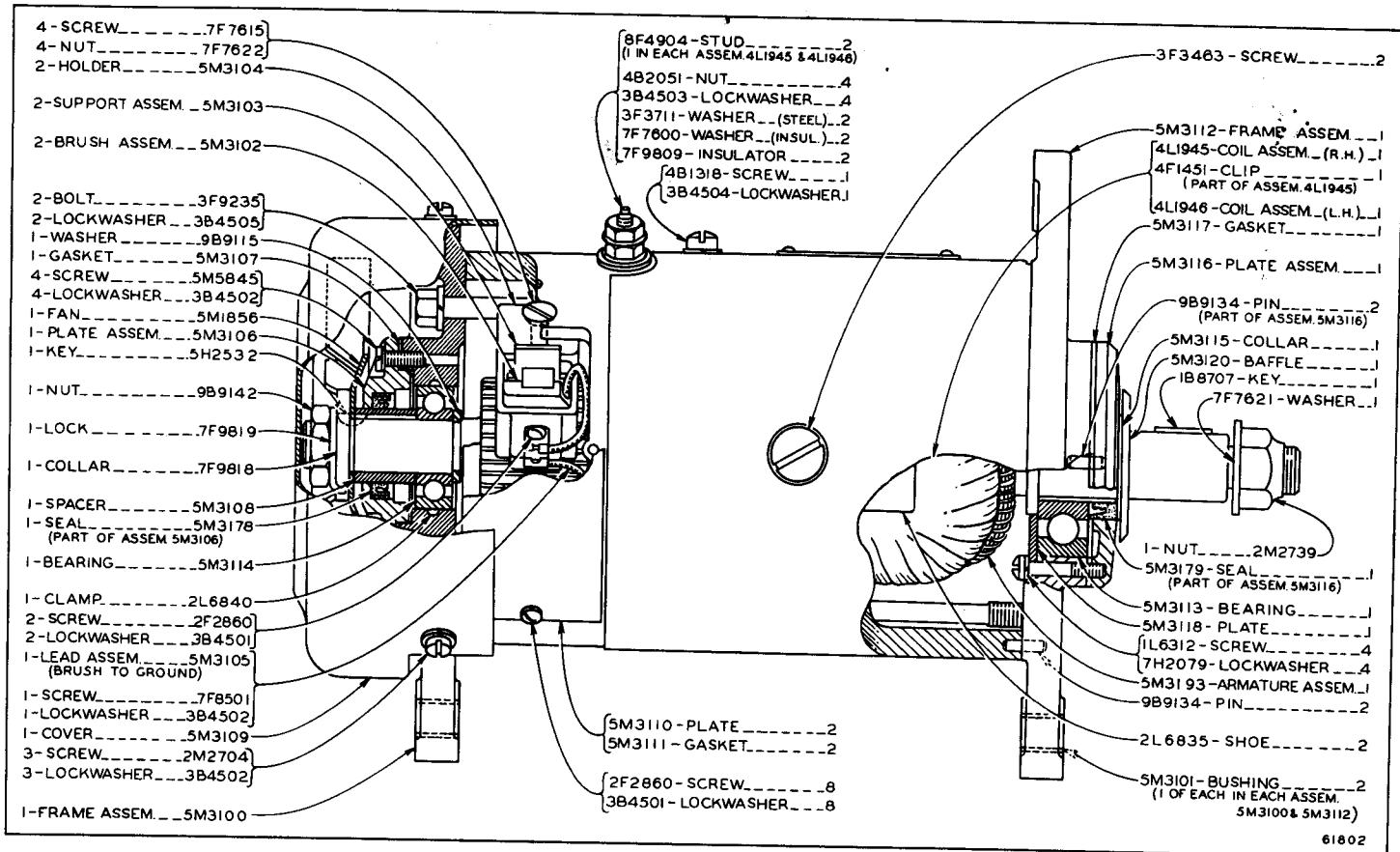


**4M265 GENERATOR GROUP—12 Volt, 24 Ampere—Second Type**

Part of Lighting System Groups shown on Pages 92 through 100 and 5M8394 Electric Starting Arrangement listed on Page 110. 2M6494 Generator Assembly and 2M6495 Regulator Assembly parts are shown on Pages 107 and 109

PRINTED IN U.S.A.

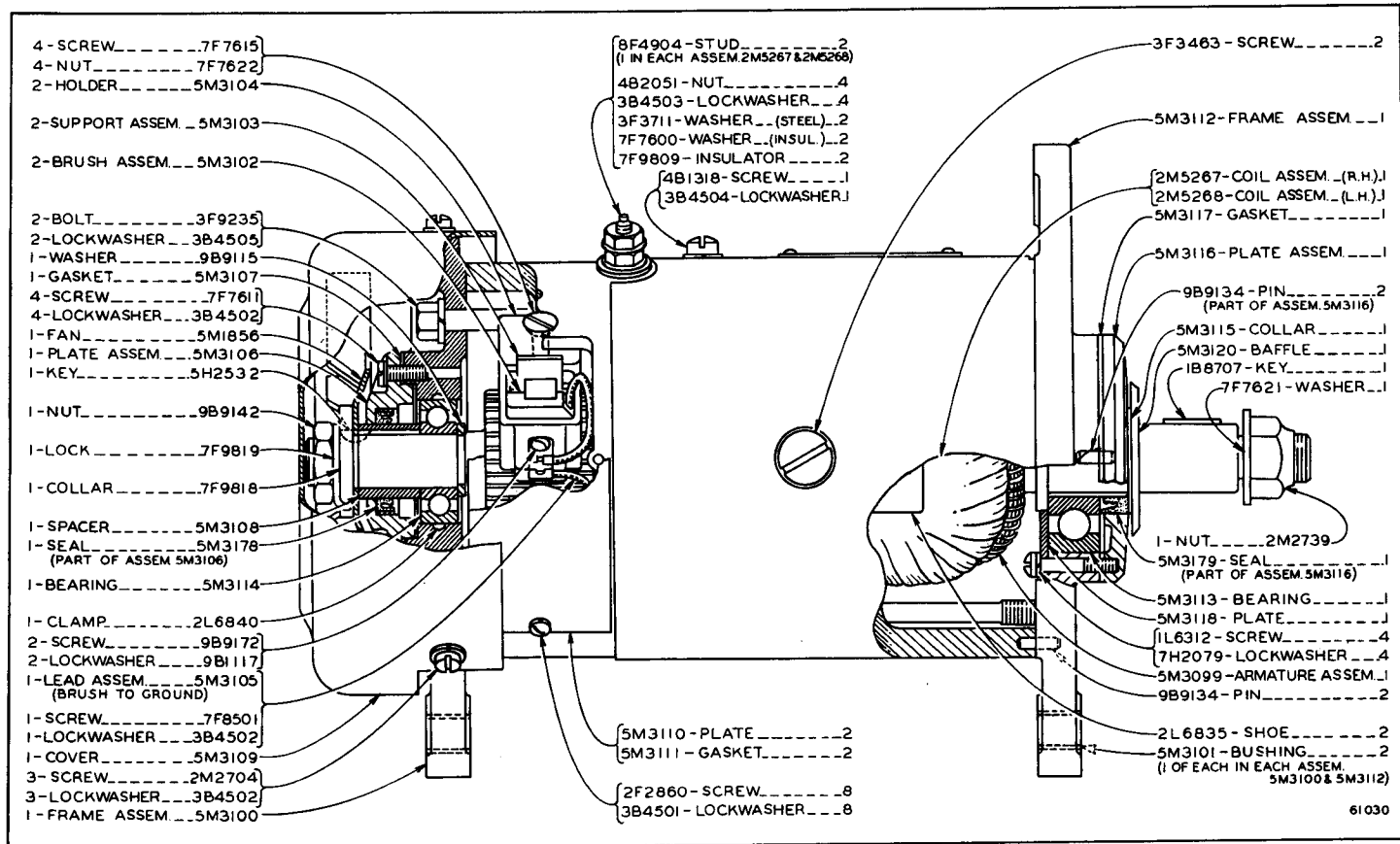
ONLY "CATERPILLAR" PARTS GIVE "CATERPILLAR" PERFORMANCE



2M6494 GENERATOR ASSEMBLY—12 Volt, 24 Ampere  
 Part of 4M265 Generator Group

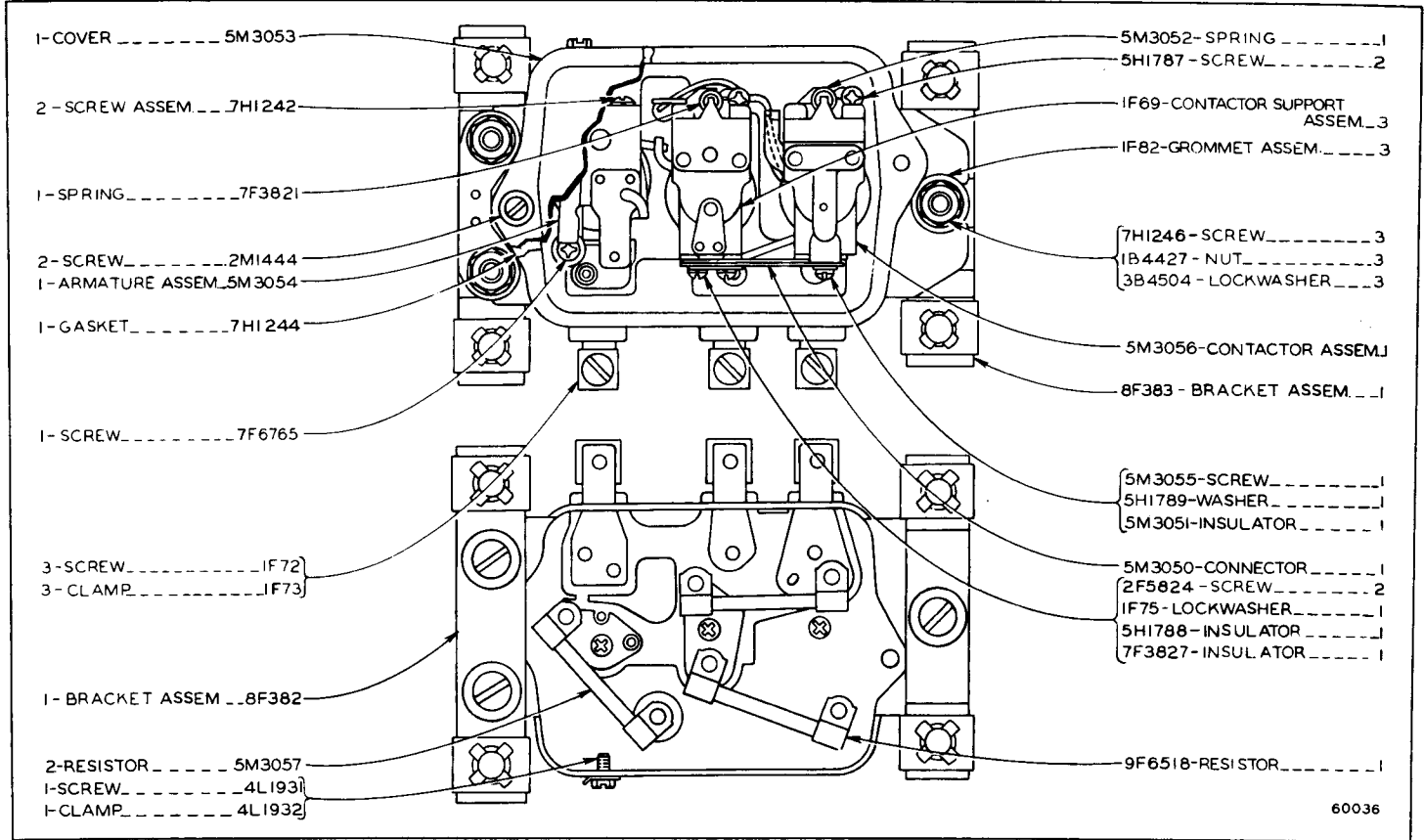
61802

ATTACHMENTS



61030

2M6496 GENERATOR ASSEMBLY—24 Volt, 15 Ampere  
Part of 1M7298 Generator Group shown on Page 106



60036

2M6495 REGULATOR ASSEMBLY—12 Volt, 24 Ampere  
Part of 4M265 Generator Group shown on Page 106

**4M4569 Provides In-Seat Starting for use with Lights**

Consists of:

Page

	9H3675	Electric Starter Group.....	111
	4M3015	Choke & Throttle Control Group.....	124
	4M3063	Clutch, Pinion & Brake Control Group.....	124
	4M3064	Compression Release Control Group.....	122
	4M4571	Wiring Group.....	120
	4M8049	Choke & Throttle Control Group.....	123
	5M3746	Fuel System Group.....	123

**4M4570 Provides In-Seat Starting for use without Lights**

Consists of:

	9H3675	Electric Starter Group.....	111
	2M7443	Battery & Wiring Group.....	116
	4M265	Generator Group.....	106
	4M3015	Choke & Throttle Control Group.....	124
	4M3063	Clutch, Pinion & Brake Control Group.....	124
	4M3064	Compression Release Control Group.....	122
	4M8049	Choke & Throttle Control Group.....	123
	5M3746	Fuel System Group.....	123

**ELECTRIC STARTING ARRANGEMENT—12 Volt**

Consists of:

Page

	.....	Cylinder Head Assembly.....	114
	.....	Flywheel.....	115
	1M55	Starting Motor Group.....	111
	1M7298	Generator Group.....	106
	2M4299	Glow Plug & Wiring Group.....	115
	2M7444	Battery & Wiring Group.....	118
7	3B4506	Lockwasher— $\frac{3}{8}$ "	
2	3B4508	Lockwasher— $\frac{1}{2}$ "	
	9H7141	Gasket—St. Engine Water Passage	
	9H9187	Gasket—Cylinder Head Side	
	1M130	Cover—St. Engine Water Passage	
	1M134	Cover—Cylinder Head Side	
	4M9397	Gasket—St. Engine Mounting Pad	
	4M9398	Cover—St. Engine Mounting Pad	
	4M9914	Gasket—Oil Pan Side	
	4M9945	Cover—Oil Pan Side	
3	L-1351	Bolt—Cover to Oil Pan	
2	L-1351	Bolt—Cover to Head	
2	S-1594	Bolt—Cover to Block	
2	S-1595	Bolt—Cover to Block	

**2M7903 DIRECT ELECTRIC STARTING ARRANGEMENT—24 Volt**

ALWAYS GIVE SERIAL NUMBER WHEN ORDERING PARTS

**8M6094 For use without Lights**

Consists of:

Page

1	.....	Cylinder Head Assembly	.....	Between 114 & 115
1	9H4081	Flywheel Group	.....	Between 24 & 25
1	4M265	Generator Group	.....	106
1	4M3063	Clutch, Pinion and Brake Control Group	.....	124
1	4M3064	Compression Release Control Group	.....	122
1	8M6064	Battery and Wiring Group	.....	Between 116 & 117
1	8M6076	Choke, Throttle and Fuel Shut-Off Control Group	.....	Between 124 & 125
1	5S4264	Starting Engine Arrangement	.....	Listed below
3	S-1591	Bolt		

**8M6095 For use with Lights**

Consists of:

1	.....	Cylinder Head Assembly	.....	Between 114 & 115
1	9H4081	Flywheel Group	.....	Between 24 & 25
1	4M3063	Clutch, Pinion and Brake Control Group	.....	124
1	4M3064	Compression Release Control Group	.....	122
1	8M6065	Wiring Group	.....	Between 120 & 121
1	8M6076	Choke, Throttle and Fuel Shut-Off Control Group	.....	Between 124 & 125
1	5S4264	Starting Engine Arrangement	.....	Listed below
3	S-1591	Bolt		

**5S4264 Starting Engine Arrangement**

Part of 8M6094 and 8M6095 Electric Starting Arrangements

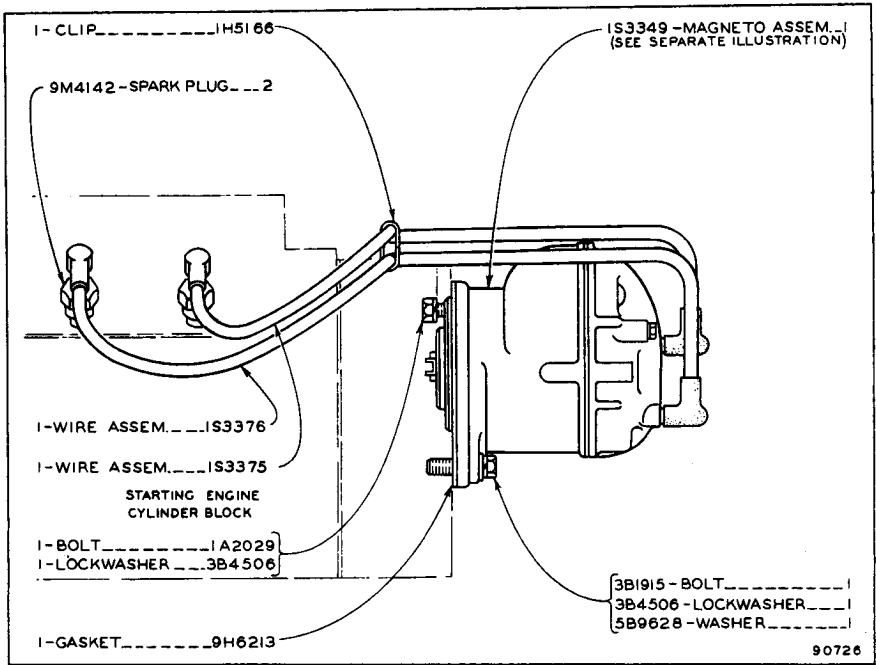
Consists of:

1	.....	Camshaft and Governor	.....	Between 38 & 39
2	.....	Connecting Rod and Piston	.....	Between 38 & 39
1	.....	Crankshaft	.....	Between 38 & 39
1	.....	Cylinder Block and Covers	.....	Between 110 & 111
1	.....	Cylinder Head and Valve Mechanism	.....	Between 36 & 37
1	.....	Support	.....	35
1	9H3675	Electric Starter Group	.....	111
1	4M5340	Ignition System Group	.....	Reverse side
1	8M4456	Manifold, Carburetor and Air Cleaner Group	.....	Between 42 & 43
1	8M6091	Choke and Throttle Control Group	.....	Between 124 & 125
1	8M6063	Fuel System Group	.....	Between 122 & 123
1	8M9337	Clutch and Brake Group	.....	Between 48 & 49
1	8M9351	Starter Pinion Group	.....	Between 48 & 49
1	9M1212	Water Lines Group	.....	Between 40 & 41
1	9M1224	Clutch, Brake and Pinion Control Group	.....	Reverse side
1	9M8802	Oil Filter Group	.....	Between 40 & 41
1	9M9134	Recoil Starter Group	.....	Between 46 & 47
1	2S132	Oil Pump Group	.....	Between 40 & 41

**ELECTRIC STARTING ARRANGEMENTS—12 Volt—Type 2—Factory Installation**  
Effective with Serial No. 37A1032

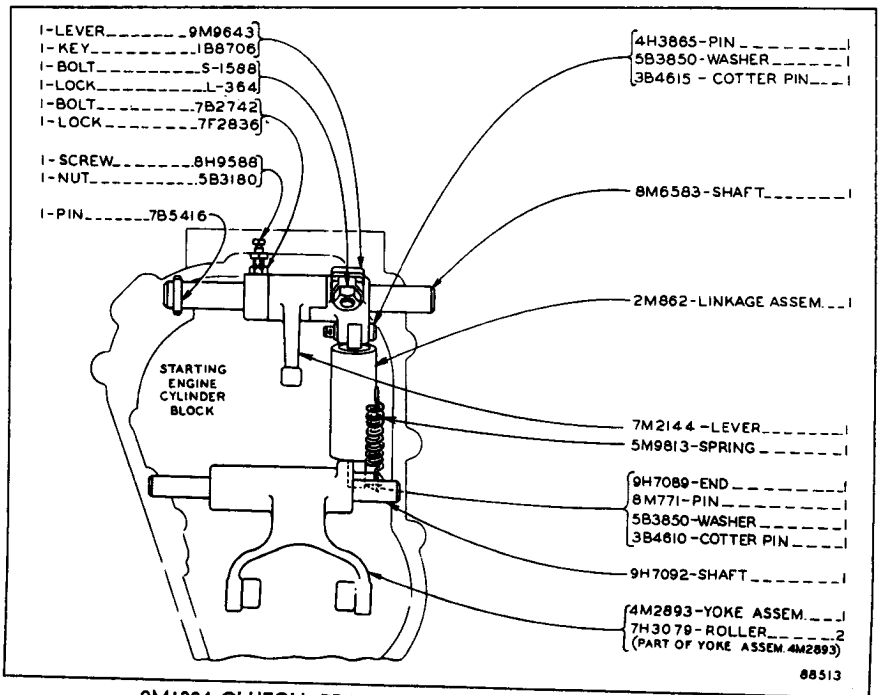
**FOR USE WITH NATURALLY ASPIRATED ENGINE**





**4M5340 IGNITION SYSTEM GROUP**

Part of 5S4264 and 5S4270 Starting Engine Arrangements listed on front side  
and between Pages 110 and 111  
1S3349 Magneto Assembly parts are shown between Pages 46 and 47



**9M1224 CLUTCH, BRAKE AND PINION CONTROL GROUP**

Part of 5S4264 and 5S4270 Starting Engine Arrangements listed on front side  
and between Pages 110 and 111

**9M1763 For use without Lights**Consists of: Page

1	.....	Cylinder Head Assembly	.....	Between 114 & 115
1	9H4081	Flywheel Group	.....	Between 24 & 25
1	2M7443	Battery and Wiring Group	.....	116
1	4M265	Generator Group	.....	106
1	4M3015	Choke and Throttle Control Group	.....	124
1	4M3063	Clutch, Pinion and Brake Control Group	.....	124
1	4M3064	Compression Release Control Group	.....	122
1	5S4270	Starting Engine Arrangement	.....	Listed below
3	S-1591	Bolt		

**9M1762 For use with Lights**

Consists of:

1	.....	Cylinder Head Assembly	.....	Between 114 & 115
1	9H4081	Flywheel Group	.....	Between 24 & 25
1	4M3015	Choke and Throttle Control Group	.....	124
1	4M3063	Clutch, Pinion and Brake Control Group	.....	124
1	4M3064	Compression Release Control Group	.....	122
1	4M4571	Wiring Group	.....	120
1	5S4270	Starting Engine Arrangement	.....	Listed below
3	S-1591	Bolt		

**5S4270 Starting Engine Arrangement**

Part of 9M1763 and 9M1762 Electric Starting Arrangements

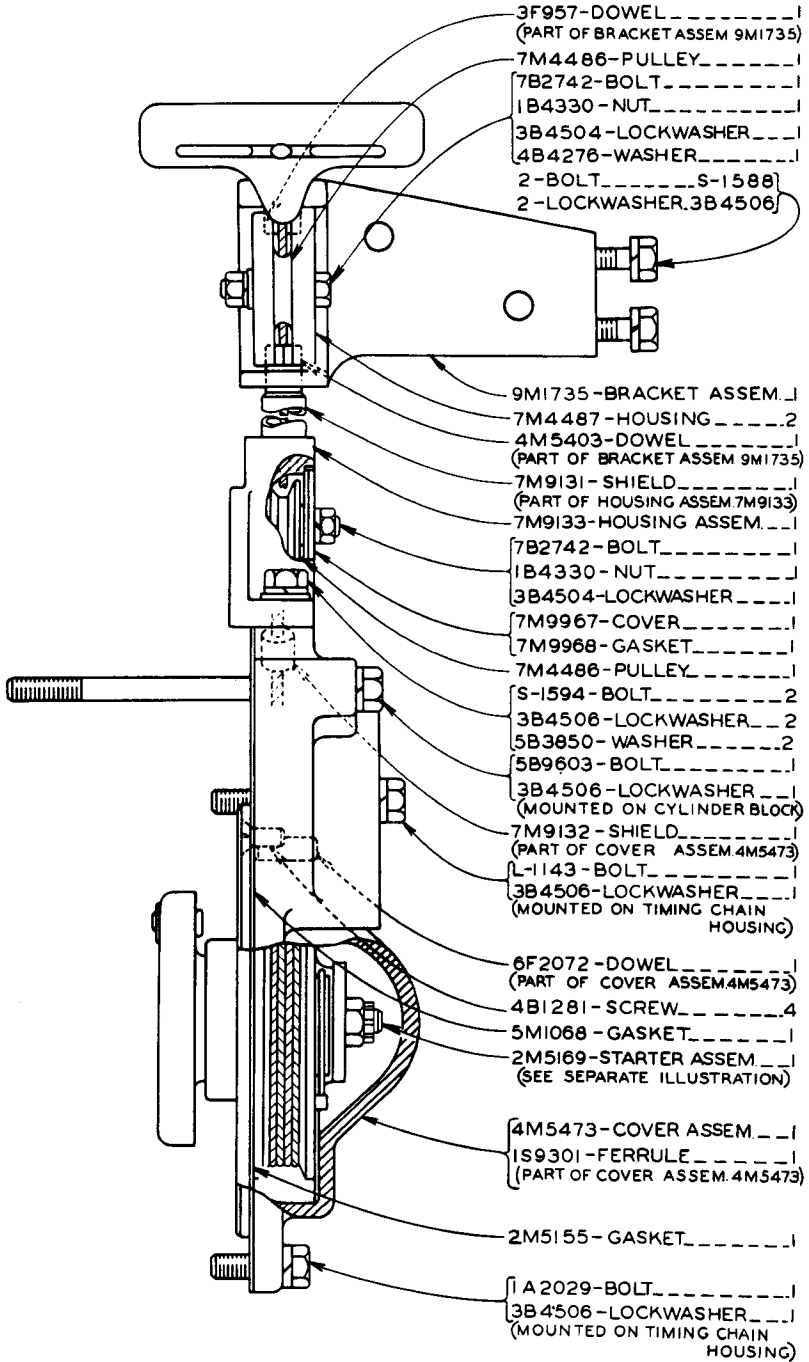
Consists of:

1	.....	Camshaft and Governor	.....	Between 38 & 39
2	.....	Connecting Rod and Piston	.....	Between 38 & 39
1	.....	Crankshaft	.....	Between 38 & 39
1	.....	Cylinder Block and Covers	.....	Between 110 & 111
1	.....	Cylinder Head and Valve Mechanism	.....	Between 36 & 37
1	.....	Support	.....	35
1	9H3675	Electric Starter Group	.....	111
1	4M5340	Ignition System Group	.....	Between 110 & 111
1	8M1518	Choke and Throttle Control Group	.....	Between 122 & 123
1	8M4261	Fuel System Group	.....	Between 84 & 85
1	8M5866	Manifold, Carburetor and Air Cleaner Group	.....	Between 84 & 85
1	8M9337	Clutch and Brake Group	.....	Between 48 & 49
1	8M9351	Starter Pinion Group	.....	Between 48 & 49
1	9M1212	Water Lines Group	.....	Between 40 & 41
1	9M1224	Clutch, Brake and Pinion Control Group	.....	Between 110 & 111
1	9M8802	Oil Filter Group	.....	Between 40 & 41
1	9M9135	Recoil Starter Group	.....	Reverse side
1	2S132	Oil Pump Group	.....	Between 40 & 41

**ELECTRIC STARTING ARRANGEMENTS—12 Volt—Type 2**

Effective with Serial No. 37A1174

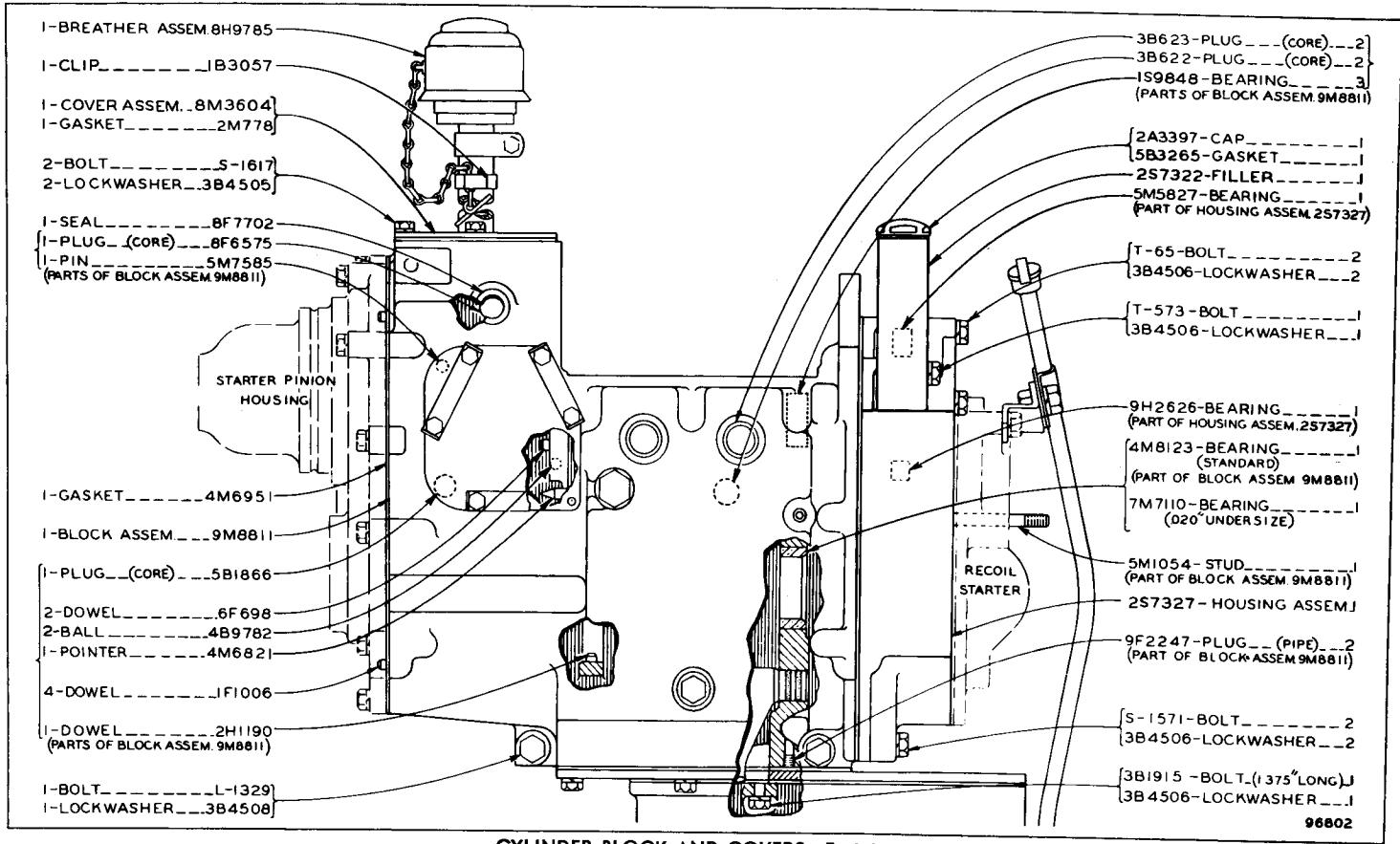
**FOR USE WITH NORMALIZED ENGINE**



75784

**9M9135 RECOIL STARTER GROUP**

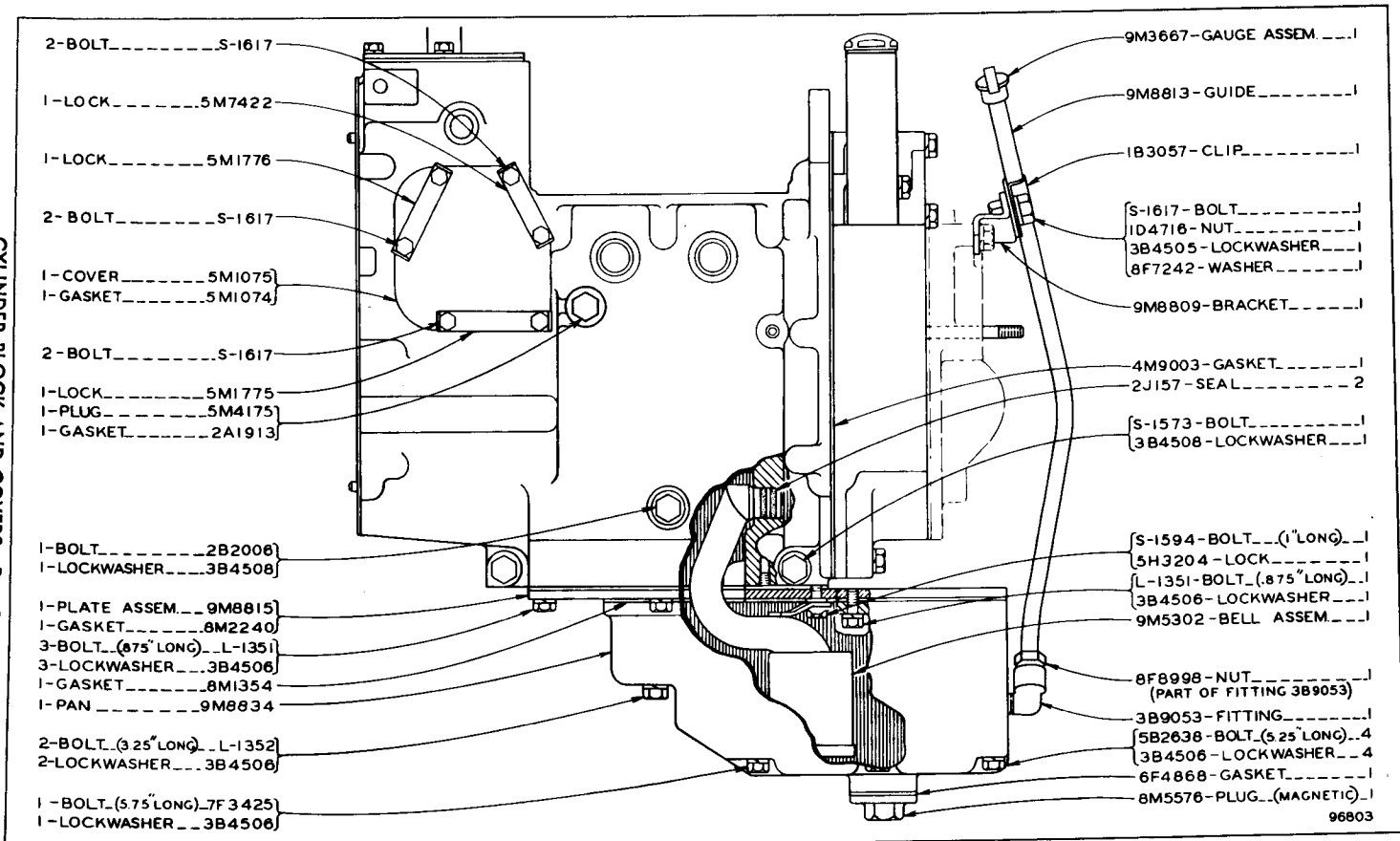
Part of 5S4270 Starting Engine Arrangement listed on front side  
 2M5169 Recoil Starter Assembly parts are shown on Page 46

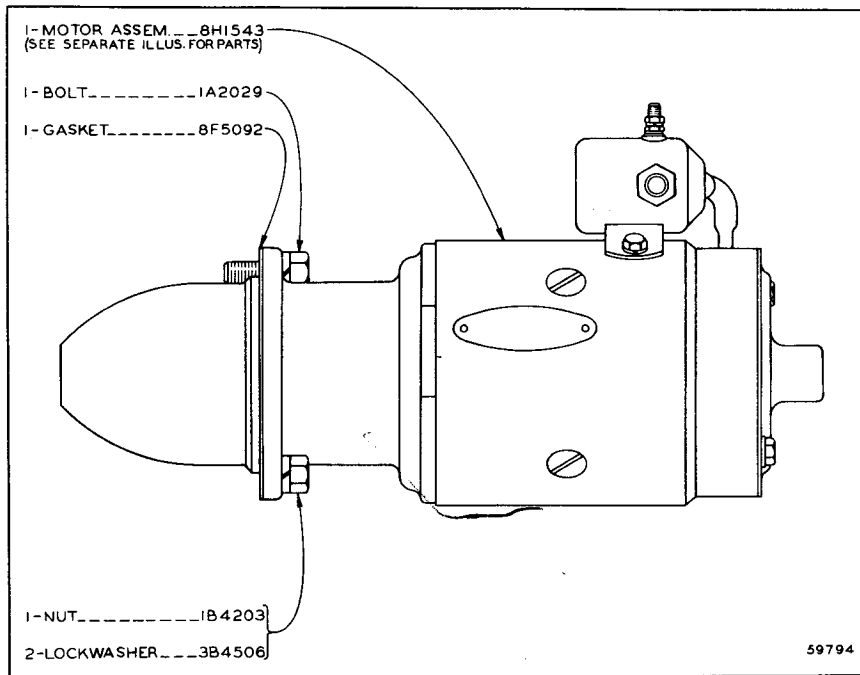


**CYLINDER BLOCK AND COVERS—Part I**

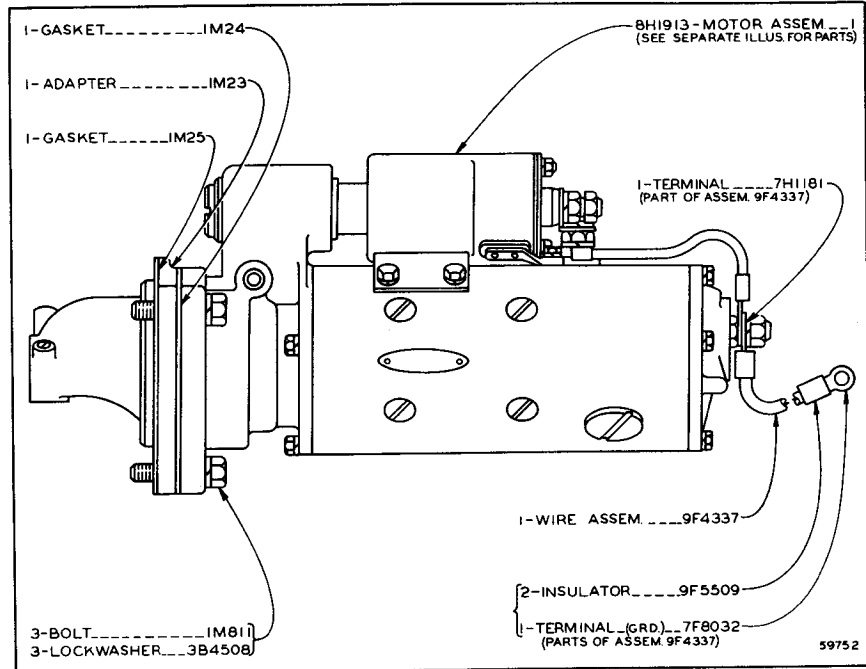
Part of 5S4264 and 5S4270 Starting Engine Arrangements listed between Pages 110 and 111  
 Additional parts are shown on reverse side

CYLINDER BLOCK AND COVERS—Part 2



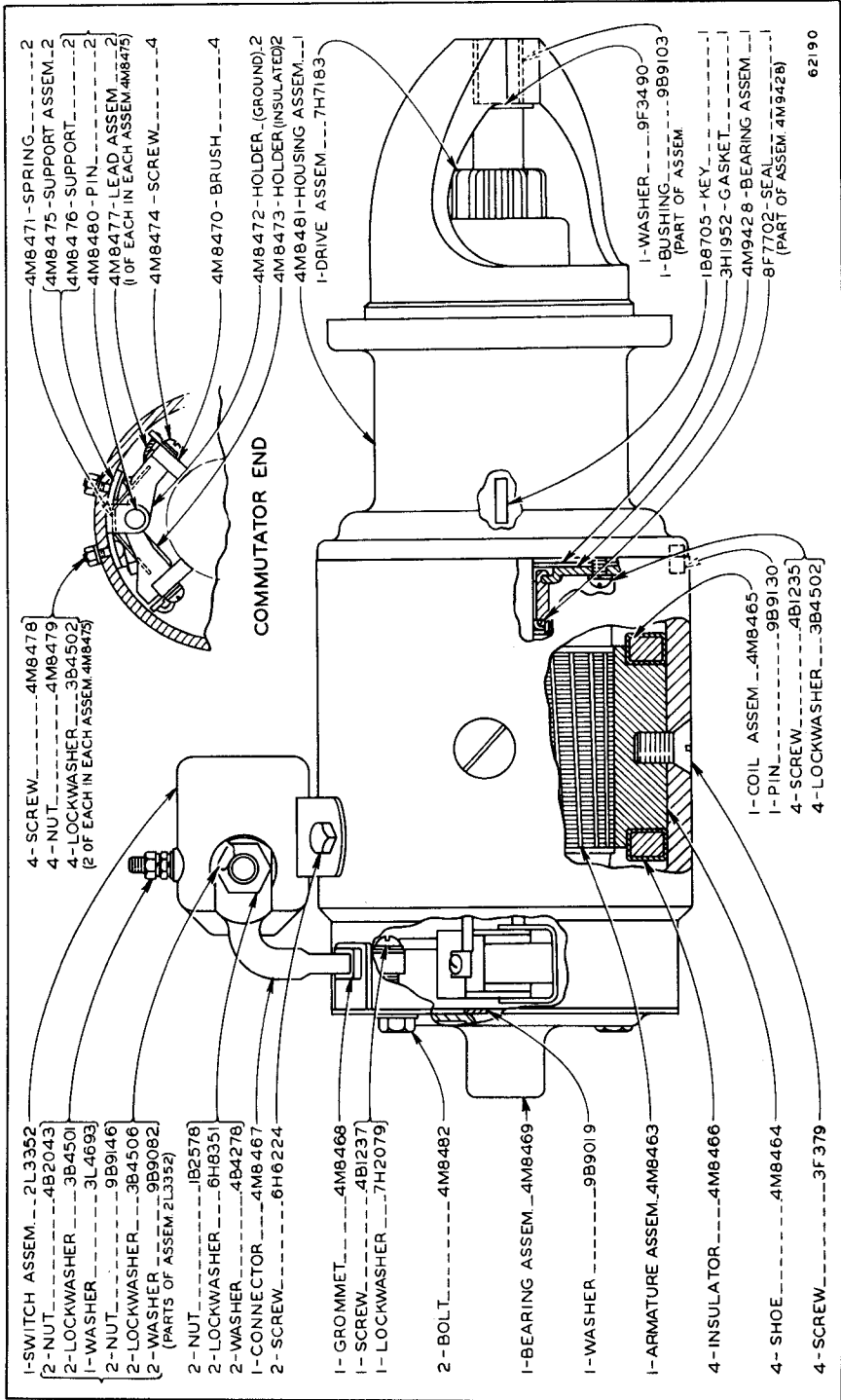


**9H3675 ELECTRIC STARTER GROUP—12 Volt**  
 Part of 4M4569 and 4M4570 Electric Starting Arrangements  
 8H1543 Motor Assembly parts are shown on Page 112



**IM55 STARTING MOTOR GROUP—24 Volt**  
 Part of 2M7903 Direct Electric Starting Arrangement  
 8H1913 Motor Assembly parts are shown on Pages 112B and 113

ONLY "CATERPILLAR" PARTS GIVE "CATERPILLAR" PERFORMANCE



**GET THE RIGHT PARTS THE FIRST TIME** — Parts service from your Caterpillar Dealer is fast and accurate. You save time and you save money by getting the right parts for your equipment without unnecessary delays.

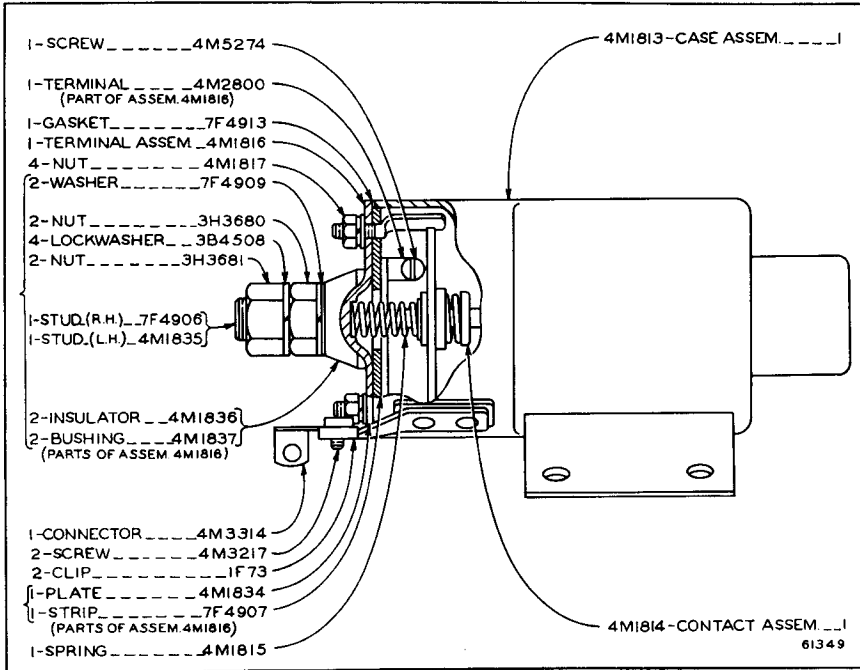
**OBTENGA LOS REPUESTOS CORRECTOS DESDE UN COMIENZO** — El suministro de repuestos de un Distribuidor Caterpillar es rápido y exacto. Usted gana tiempo y ahorra plata obteniendo los repuestos correctos para su equipo sin tardanzas indebidas.

**PROCUREZ-VOUS TOUT DE SUITE LA PIÈCE QU'IL FAUT** — Le concessionnaire Caterpillar vous fournira exactement la pièce qu'il vous faut sans perte de temps. Vous pourrez faire la réparation rapidement et sans tâtonnements. Vous réaliserez ainsi des économies appréciables.

**OBTENHA LOGO AS PEÇAS CERTAS** — O serviço de peças de substituição do distribuidor Caterpillar é rápido e exato. Você economiza tempo e dinheiro obtendo as peças certas para o seu equipamento, sem atrasos desnecessários.



**SPECIFY GENUINE CATERPILLAR PARTS**

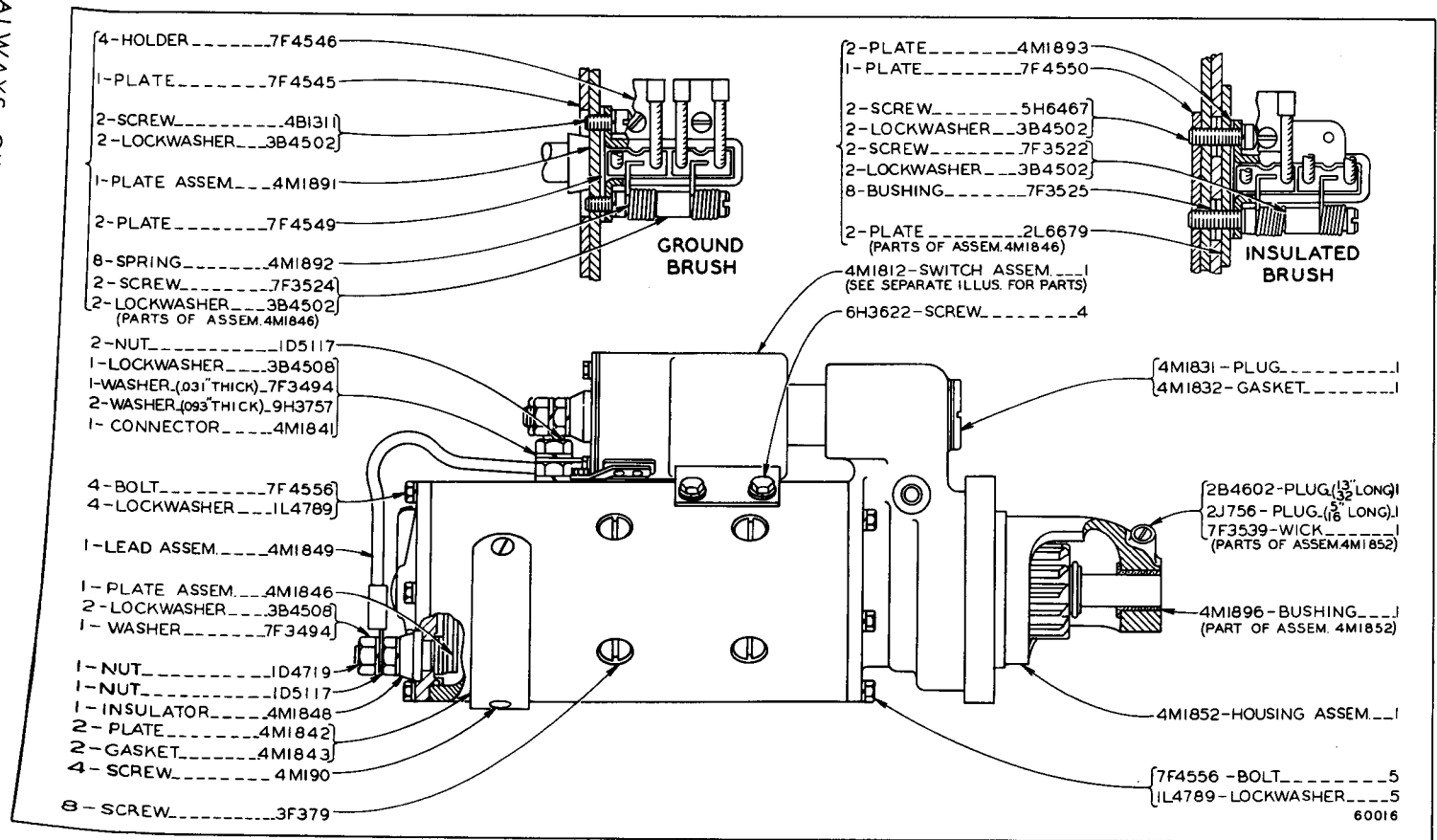


**4M1812 SOLENOID SWITCH ASSEMBLY—24 Volt**  
 Part of 8H1913 Motor Assembly shown on Page 112B

ONLY "CATERPILLAR" PARTS GIVE "CATERPILLAR" PERFORMANCE



ALWAYS GIVE SERIAL NUMBER WHEN ORDERING PARTS

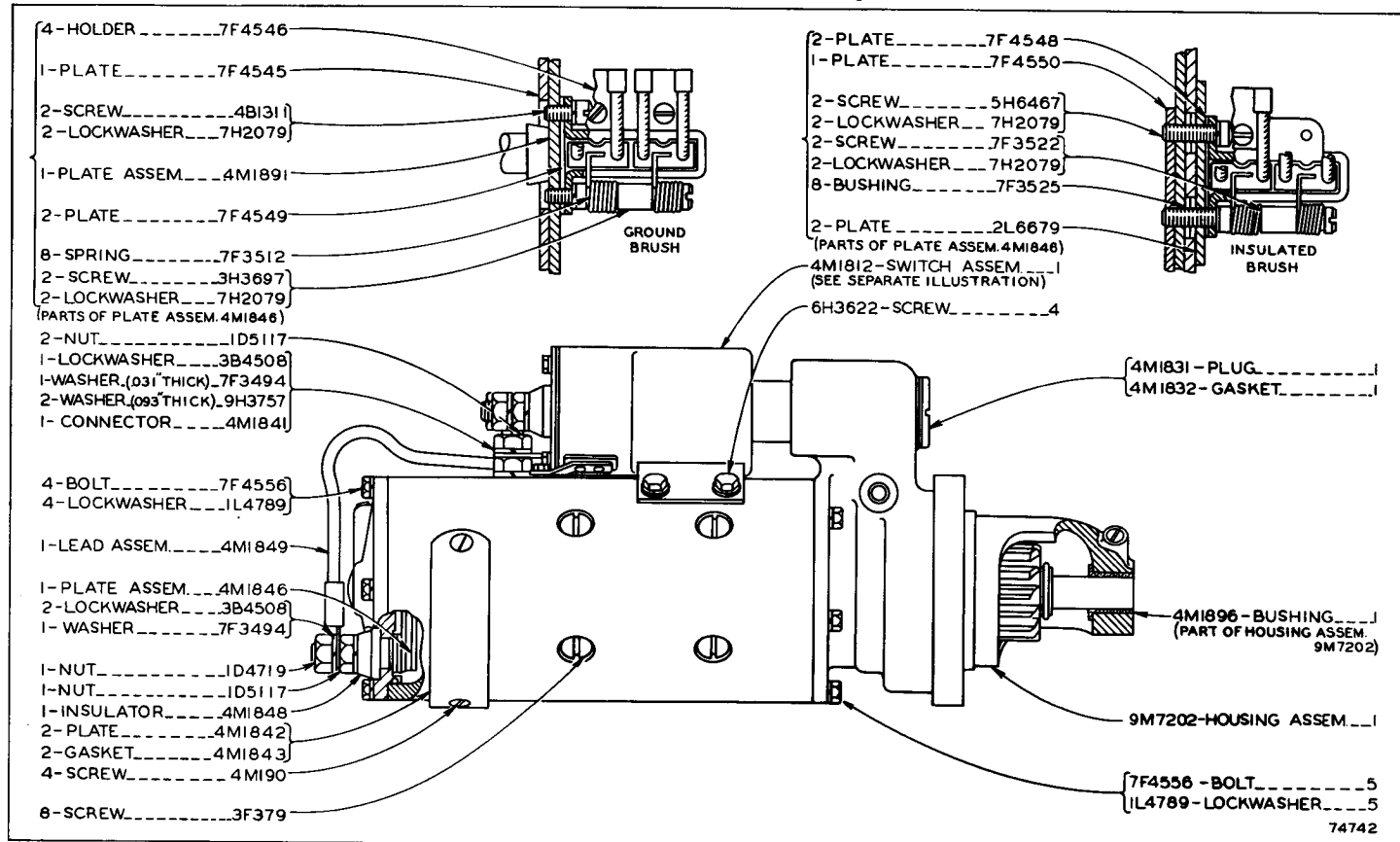


**8H1913 MOTOR ASSEMBLY—24 Volt—Part One**  
 Part of IM55 Starting Motor Group shown on Page 111  
 4M1812 Solenoid Switch Assembly parts are shown on Page 112A

60016

PRINTED  
IN U.S.A.

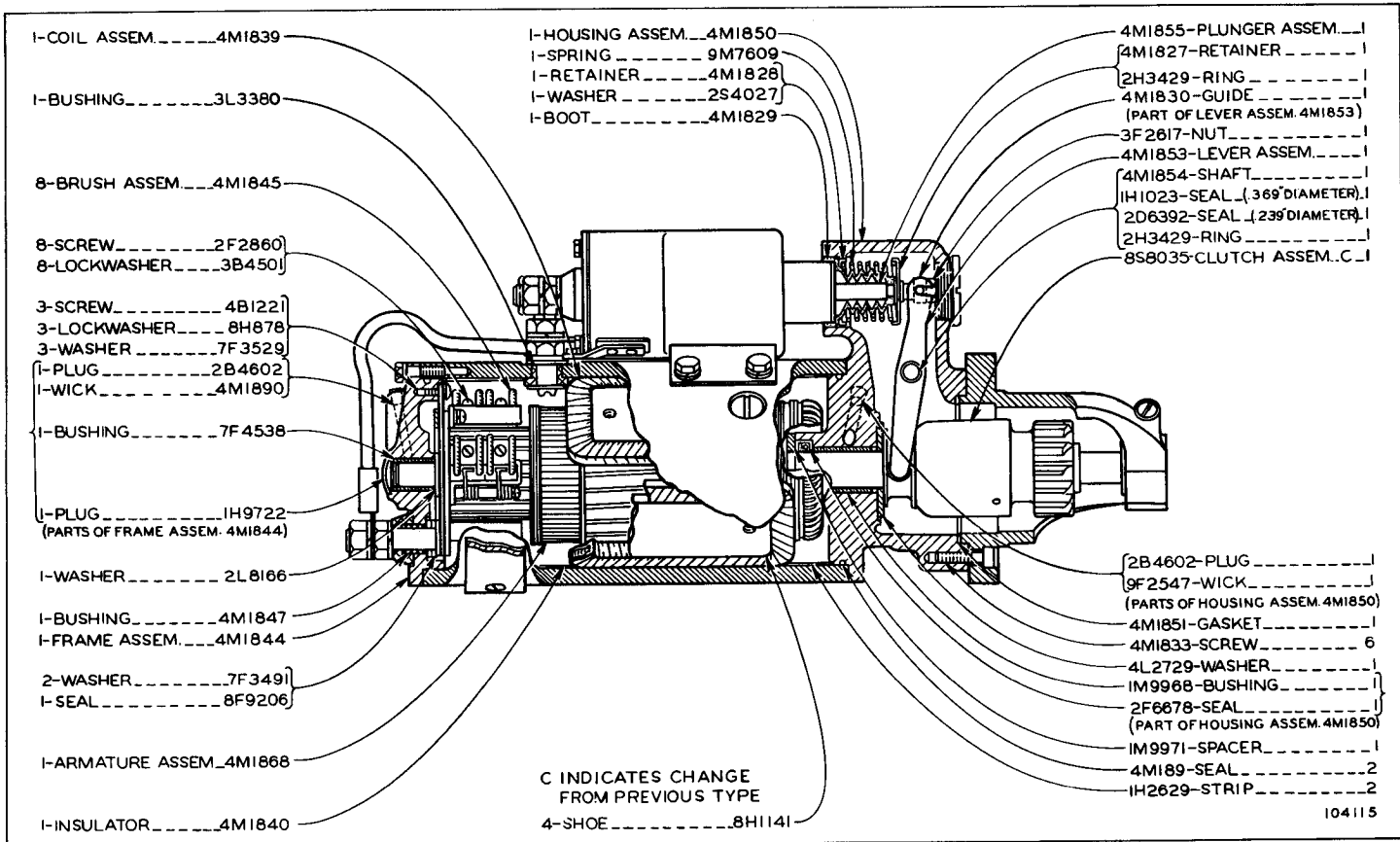
8H1913 MOTOR ASSEMBLY—24 Volt—Part 1—Type 2  
Part of 1M55 Starting Motor Group shown on Page 111  
4M1812 Switch parts are shown on Page 112A



D6 Tractor  
Form UE033764  
\*Insert between Pages 112B & 113

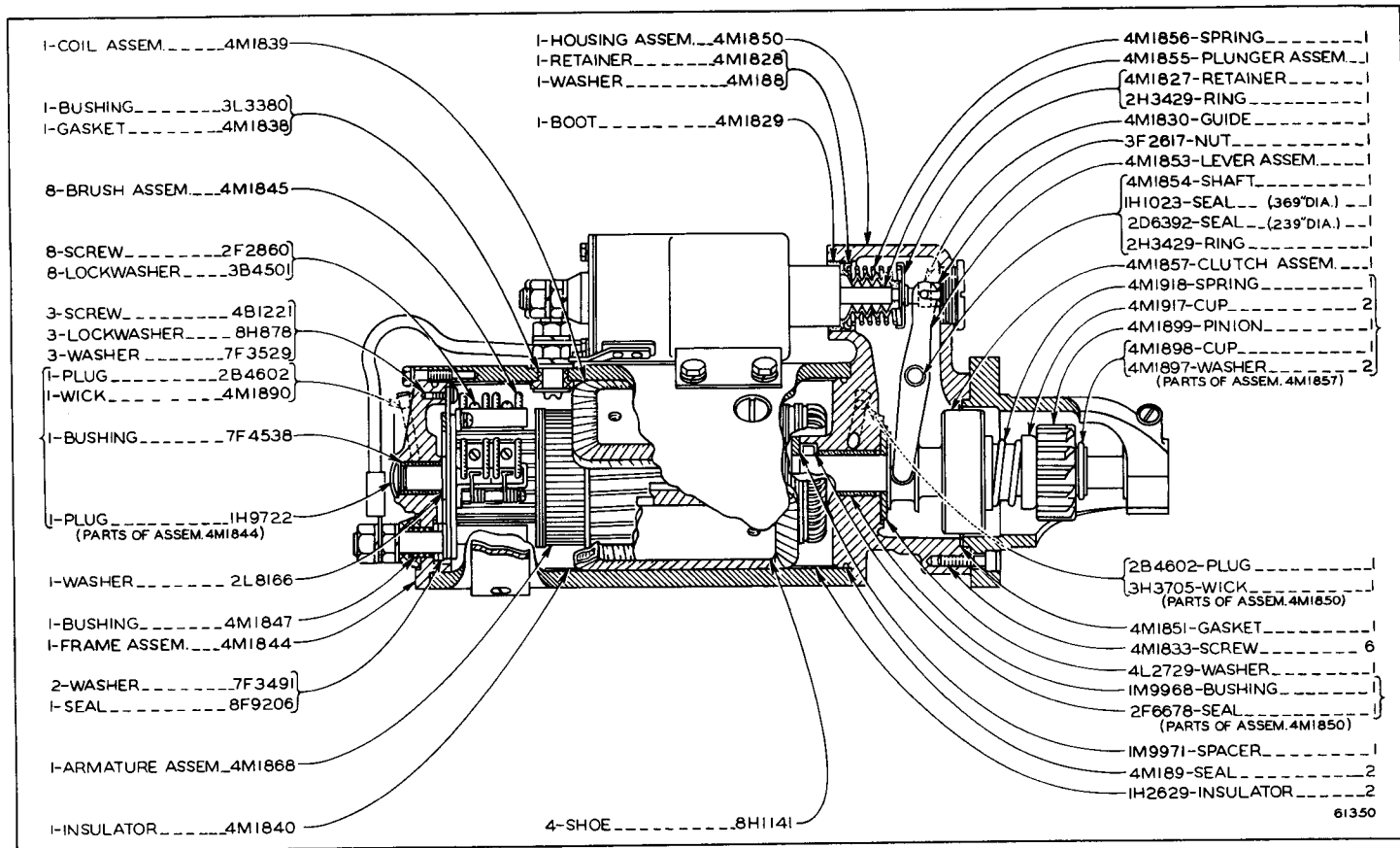
Form UE80100-33

12-68



8H1913 MOTOR ASSEMBLY—24 Volt—Part 2—Type 2  
 Part of 1M55 Starting Motor Group shown on Page 111

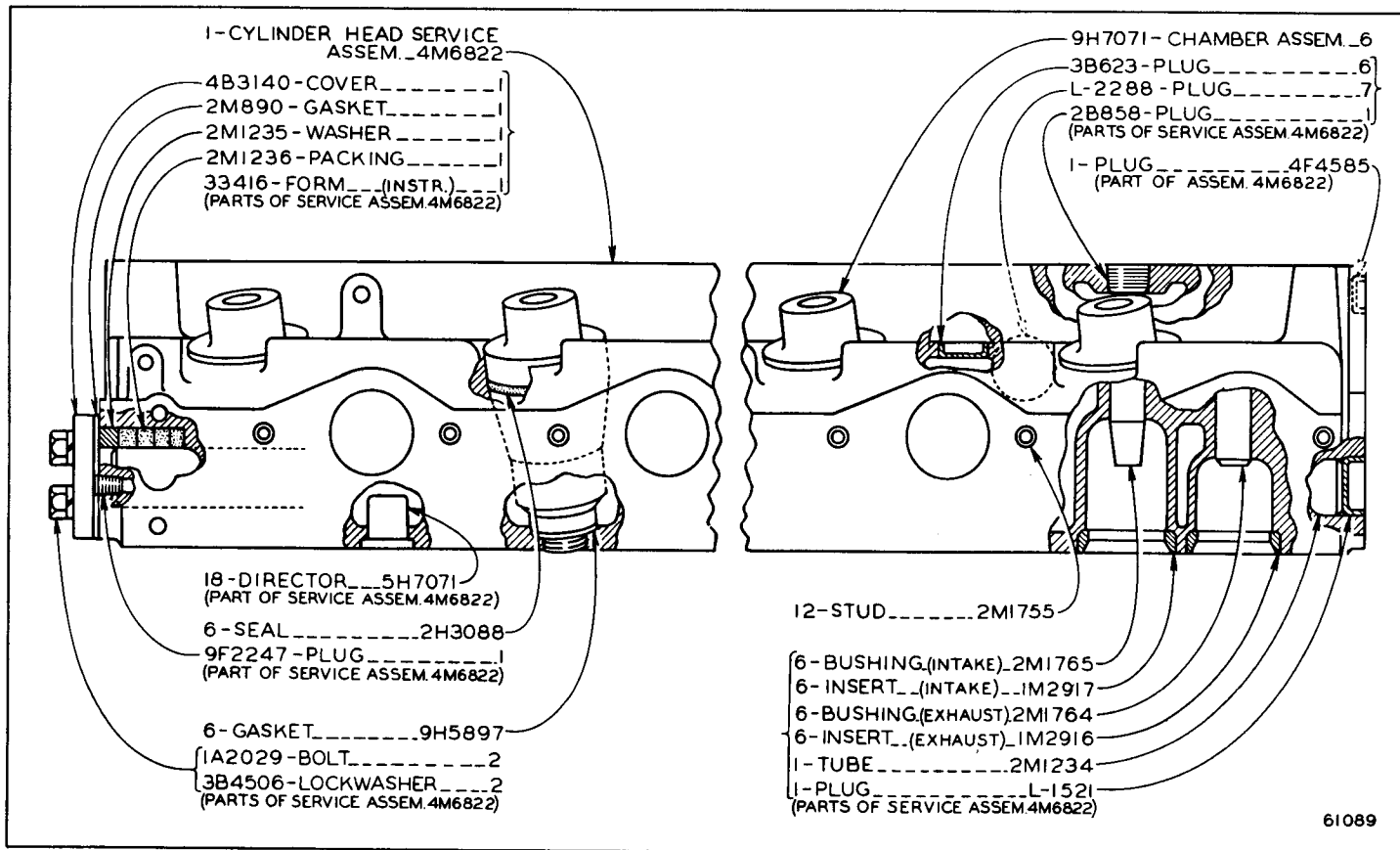
ONLY "CATERPILLAR" PARTS GIVE "CATERPILLAR" PERFORMANCE



8H1913 MOTOR ASSEMBLY—24 Volt—Part Two  
Part of IM55 Starting Motor Group shown on Page 111

ATTACHMENTS

113

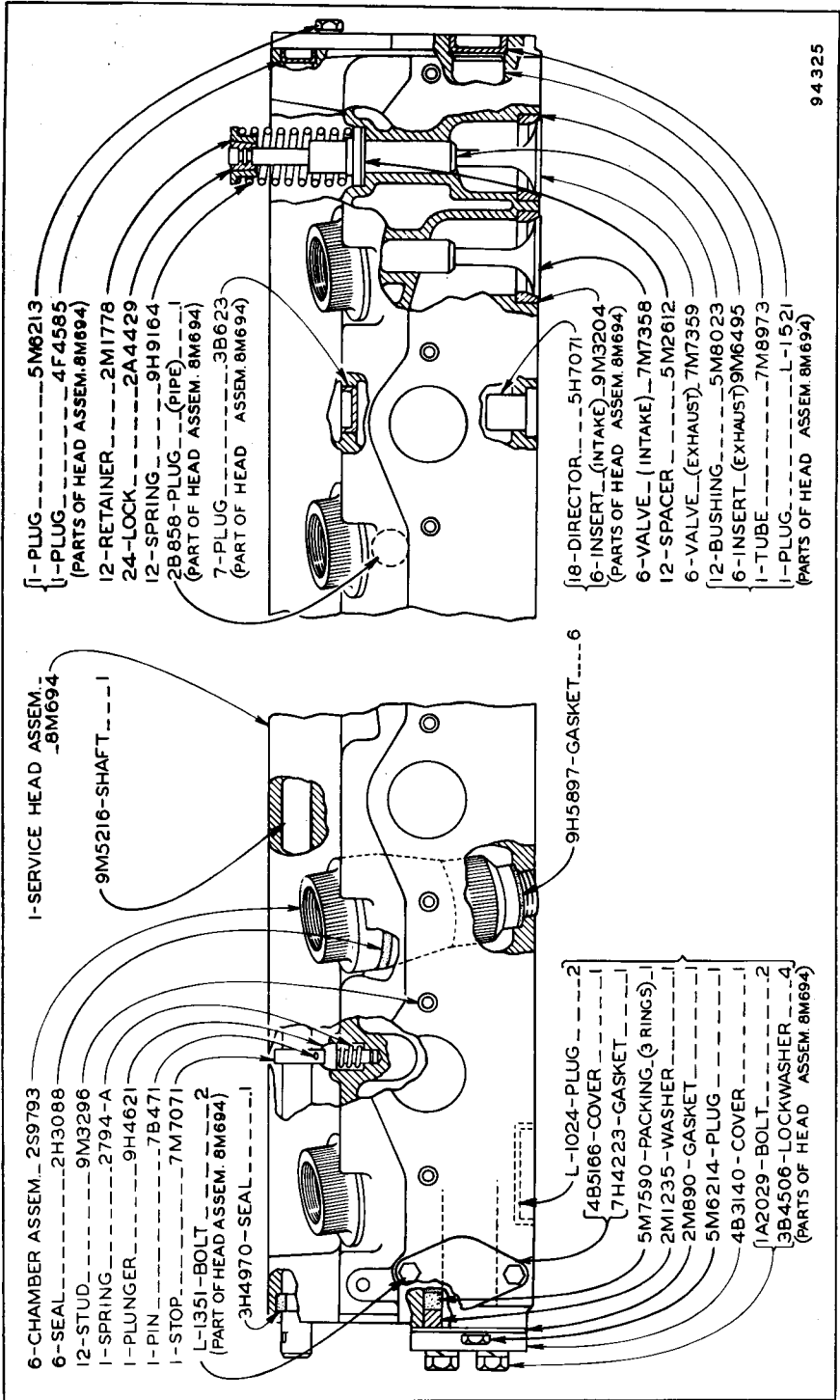


61089

CYLINDER HEAD ASSEMBLY

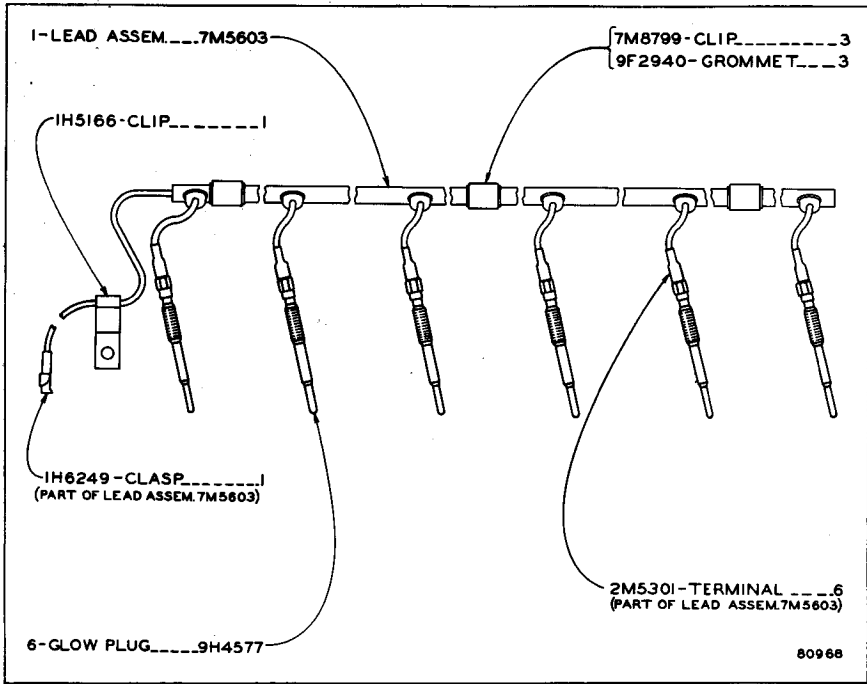
Part of 2M7903 Direct Electric Starting Arrangement listed on Page 110

D6 TRACTOR - FURNISH OUT - DELIVERED PARTS LIST W. 115

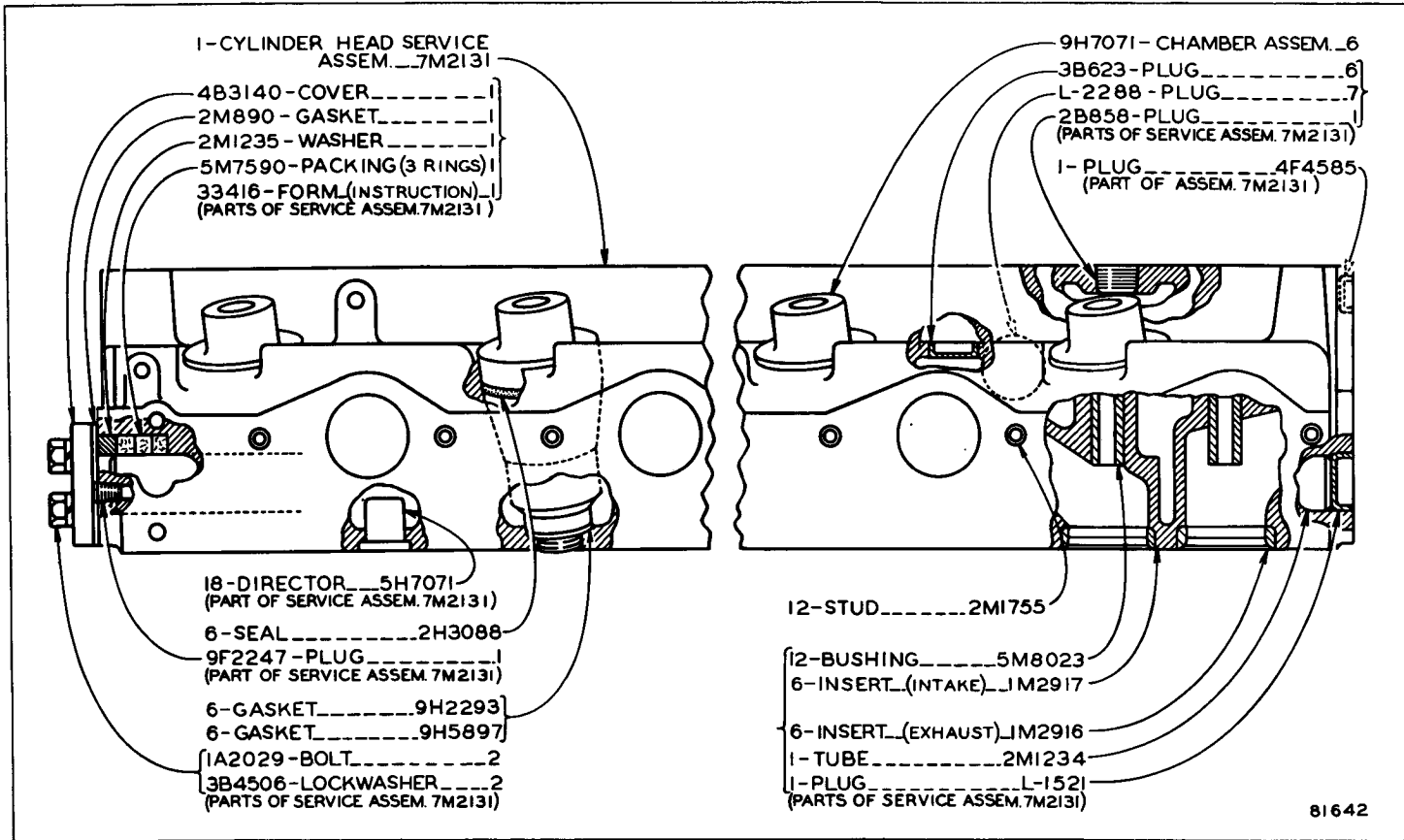


CYLINDER HEAD ASSEMBLY  
Effective with Serial No. 37A1748. AN ATTACHMENT

D6 TRACTOR—60 INCH GAUGE—FORM 33764—  
 INSERT BETWEEN PAGES 114 & 115



**2M4299 GLOW PLUG AND WIRING GROUP—24 Volt—Second Type**  
 Part of 5M8396 Direct Electric Starting Arrangement listed on Page 110



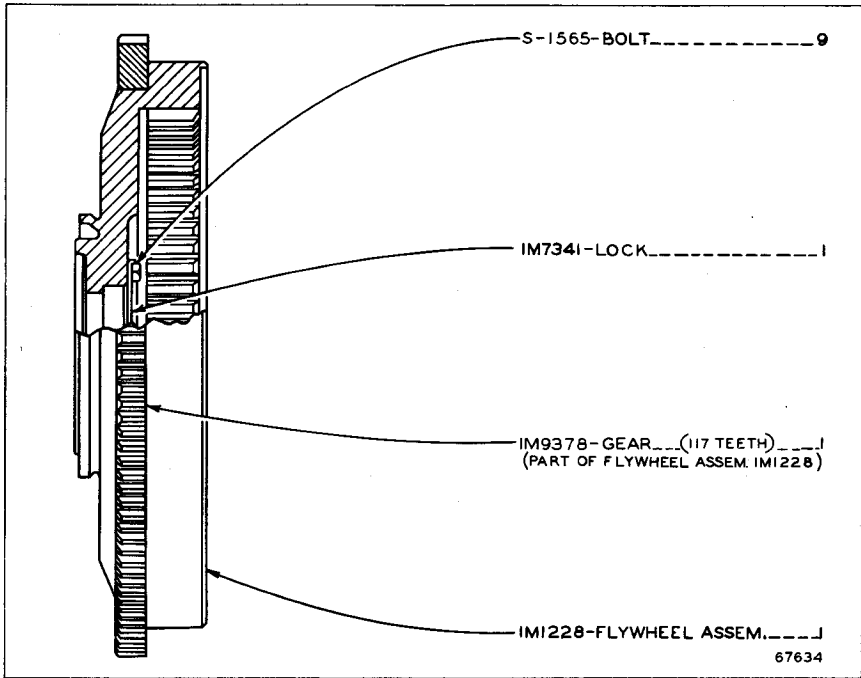
81642

**CYLINDER HEAD ASSEMBLY**

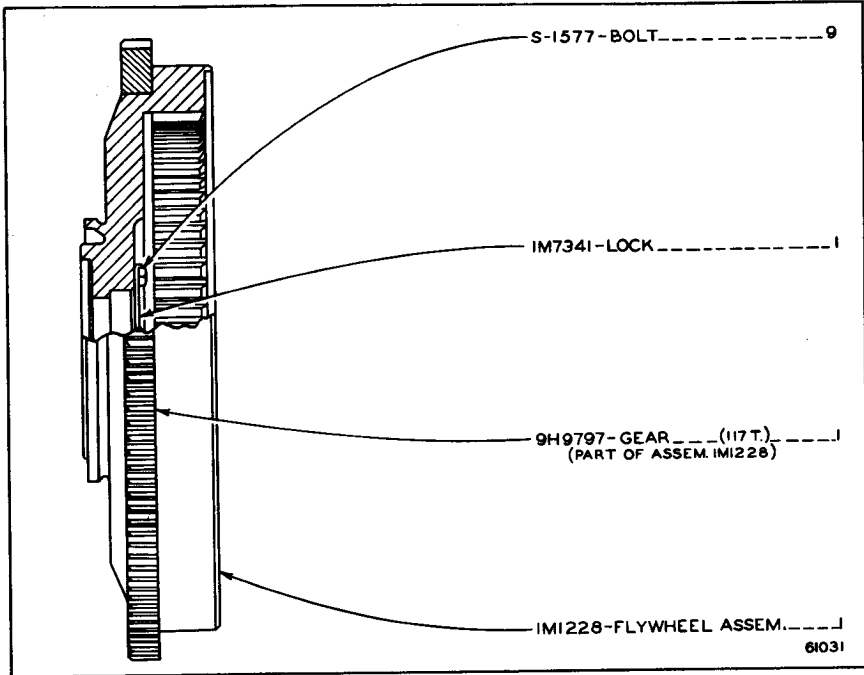
Serial No. 37A524, 37A527, 37A528 and 37A530—Up  
 Part of 5M8396 Direct Electric Starting Arrangement listed on Page 110



PRINTED IN U.S.A.  
D6 TRACTOR—60 INCH GAUGE—FORM 33764—  
INSERT BETWEEN PAGES 114 & 115

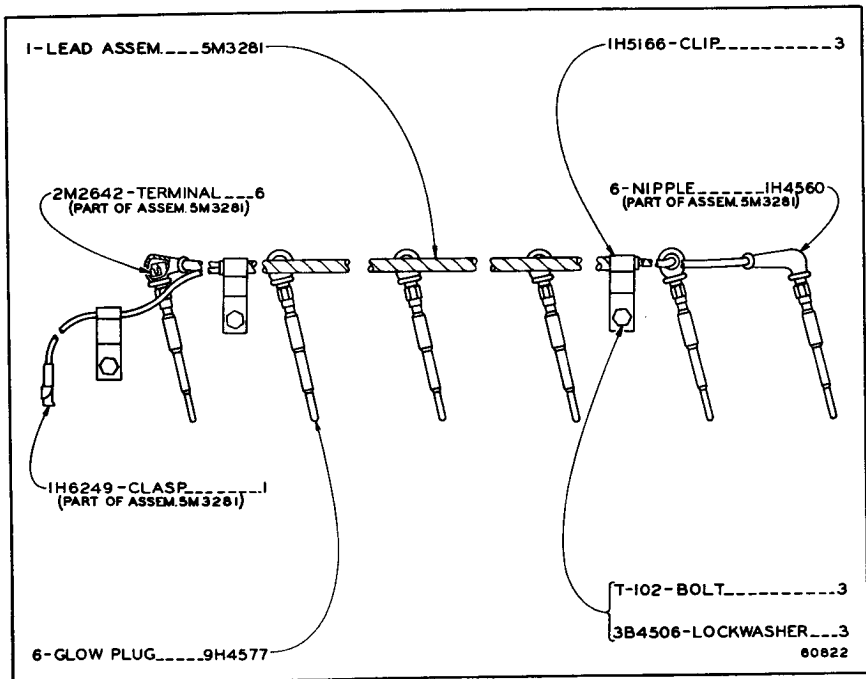


**FLYWHEEL—Second Type**  
Serial No. 37A787 to 37A843, 37A863 and 37A873—Up  
Part of 5M8396 Direct Electric Starting Arrangement listed on Page 110



**FLYWHEEL**

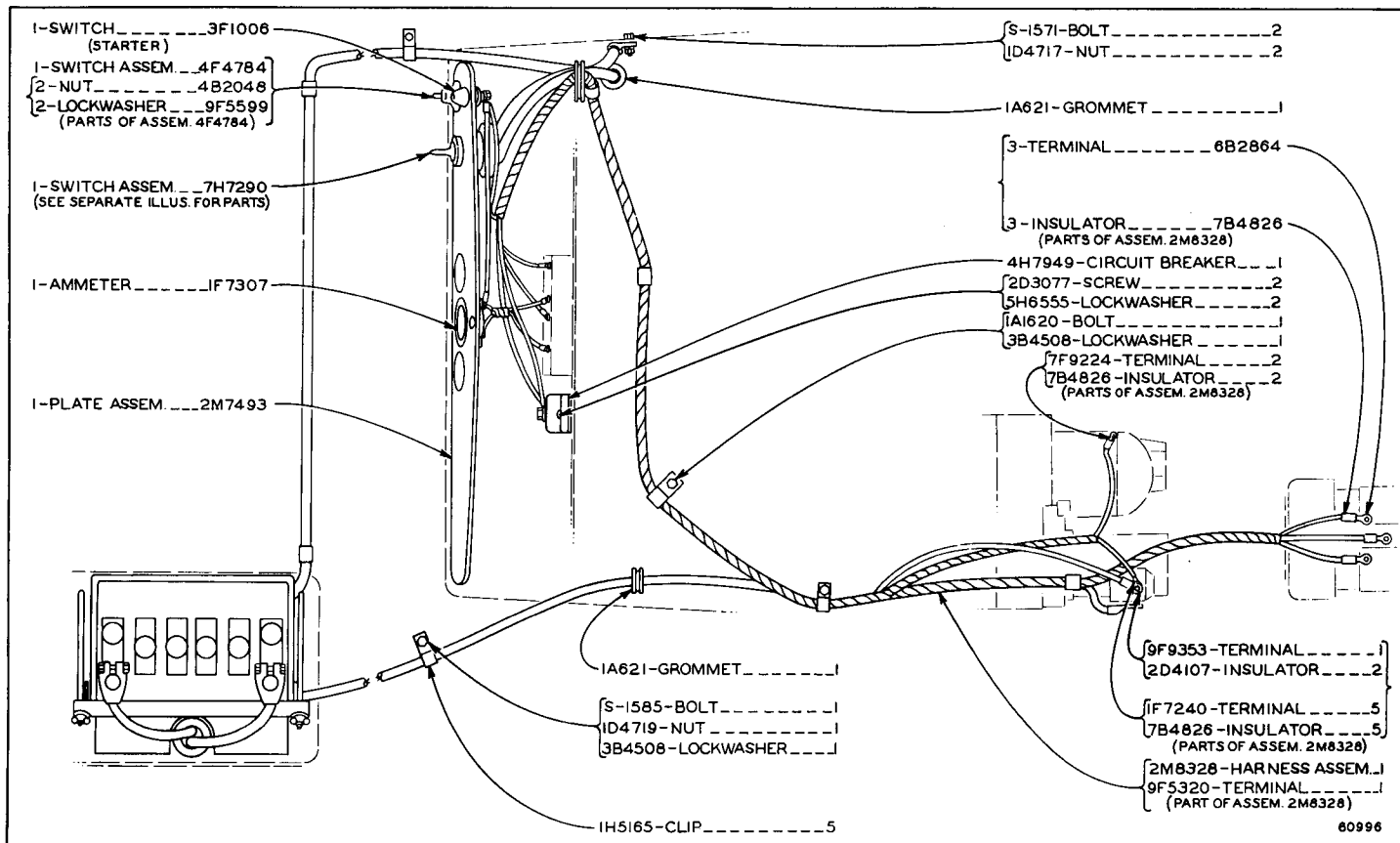
Part of 2M7903 Direct Electric Starting Arrangement listed on Page 110



**2M4299 GLOW PLUG AND WIRING GROUP—24 Volt**

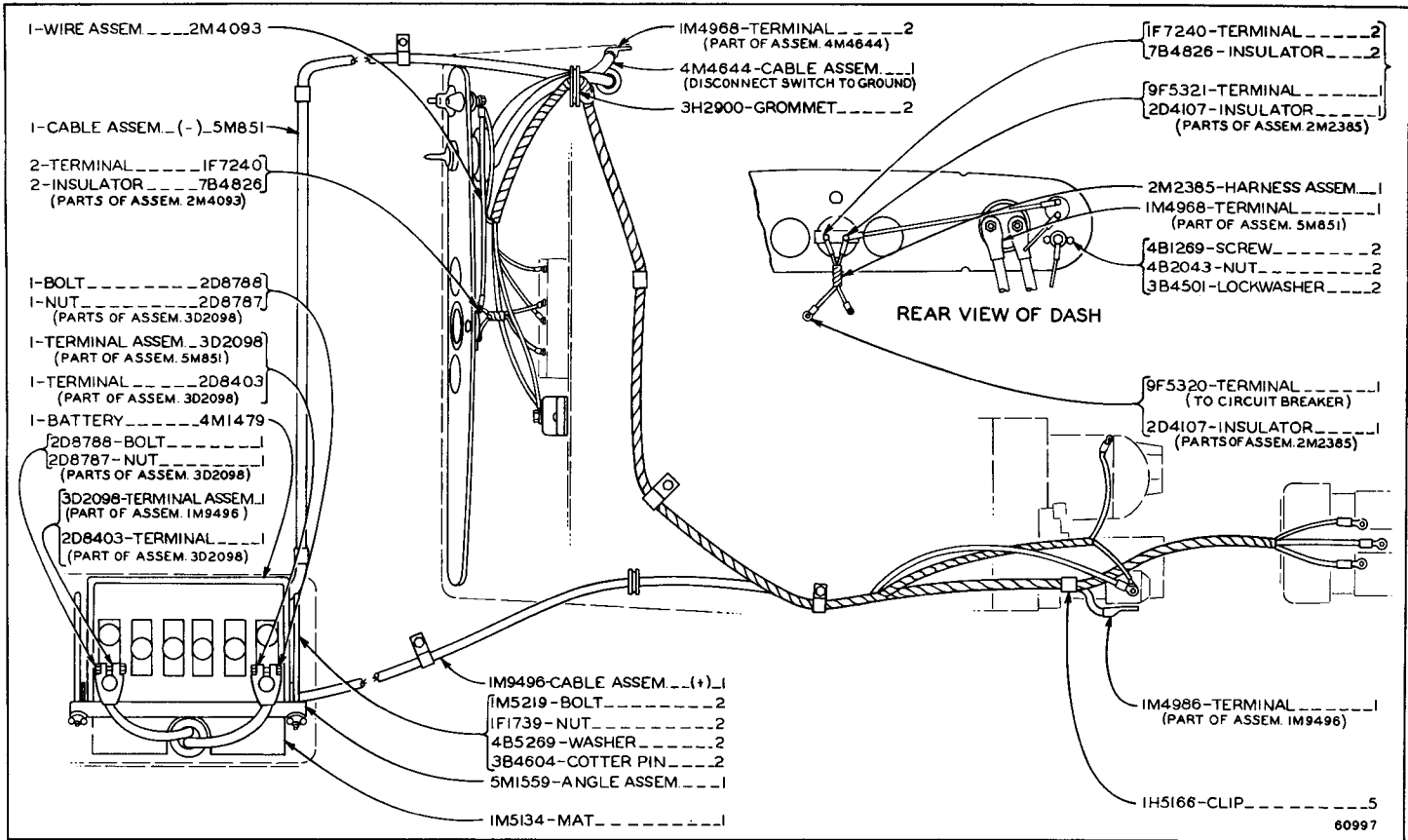
Part of 2M7903 Direct Electric Starting Arrangement listed on Page 110

ONLY "CATERPILLAR" PARTS GIVE "CATERPILLAR" PERFORMANCE



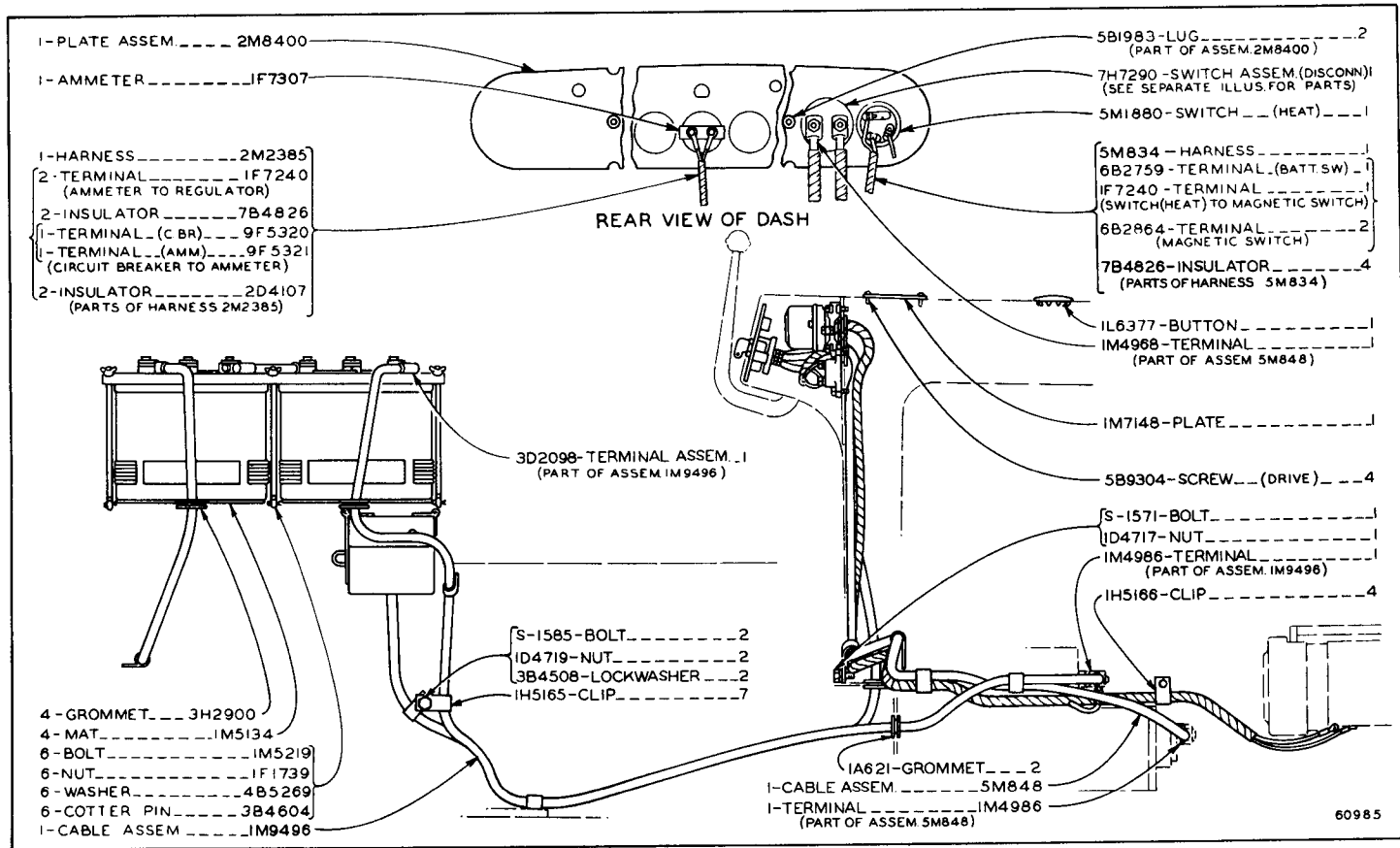
2M7443 BATTERY AND WIRING GROUP—12 Volt—Part One  
Part of 4M4570 Electric Starting Arrangement listed on Page 110  
7H7290 Switch Assembly parts are shown on Page 122

ONLY "CATERPILLAR" PARTS GIVE "CATERPILLAR" PERFORMANCE



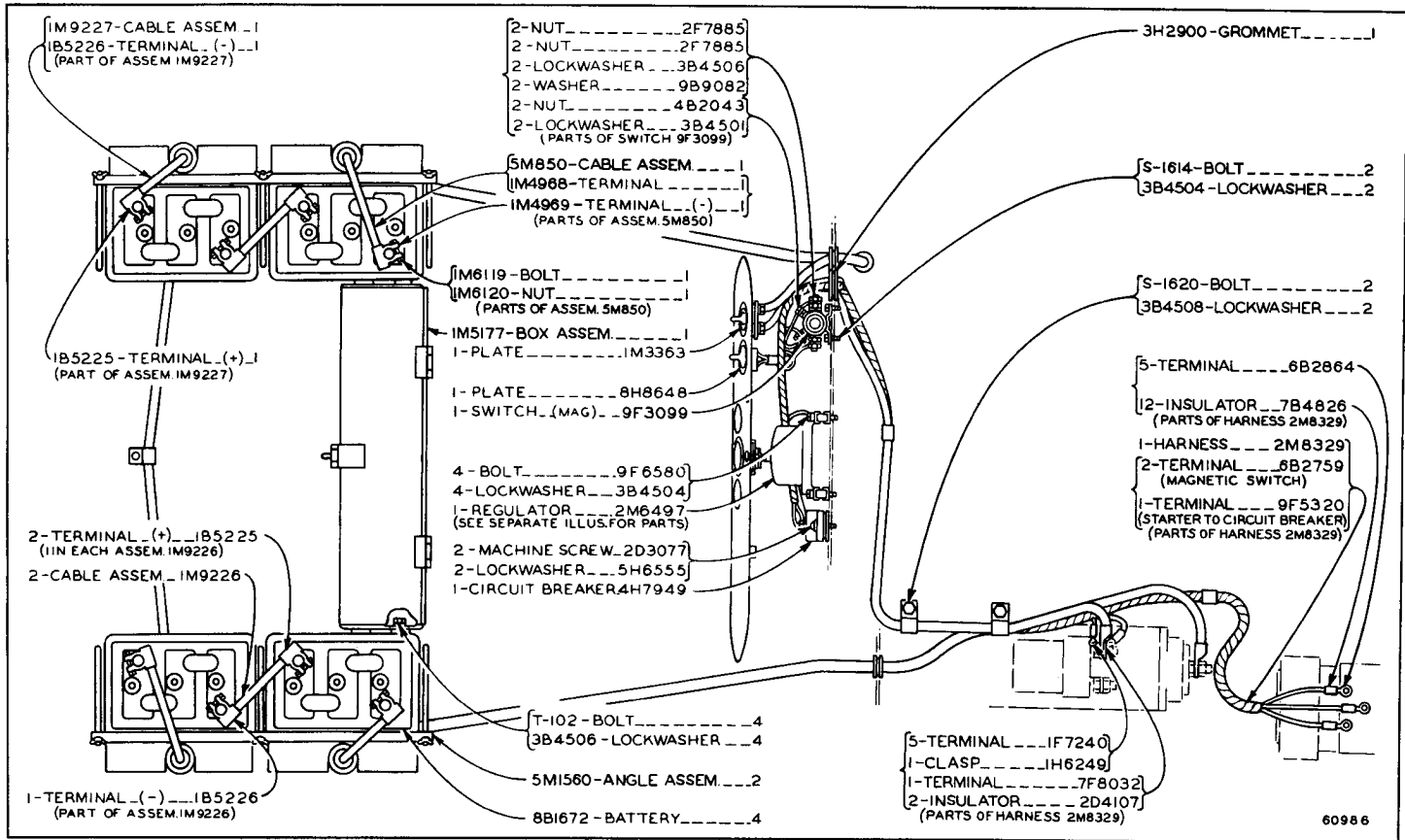
ATTACHMENTS

2M7443 BATTERY AND WIRING GROUP—12 Volt—Part Two  
Part of 4M4570 Electric Starting Arrangement listed on Page 110



2M7444 BATTERY AND WIRING GROUP—24 Volt—Side View  
 Part of 2M7903 Direct Electric Starting Arrangement listed on Page 110  
 7H7290 Switch Assembly parts are shown on Page 122

ONLY "CATERPILLAR" PARTS GIVE "CATERPILLAR" PERFORMANCE



ATTACHMENTS

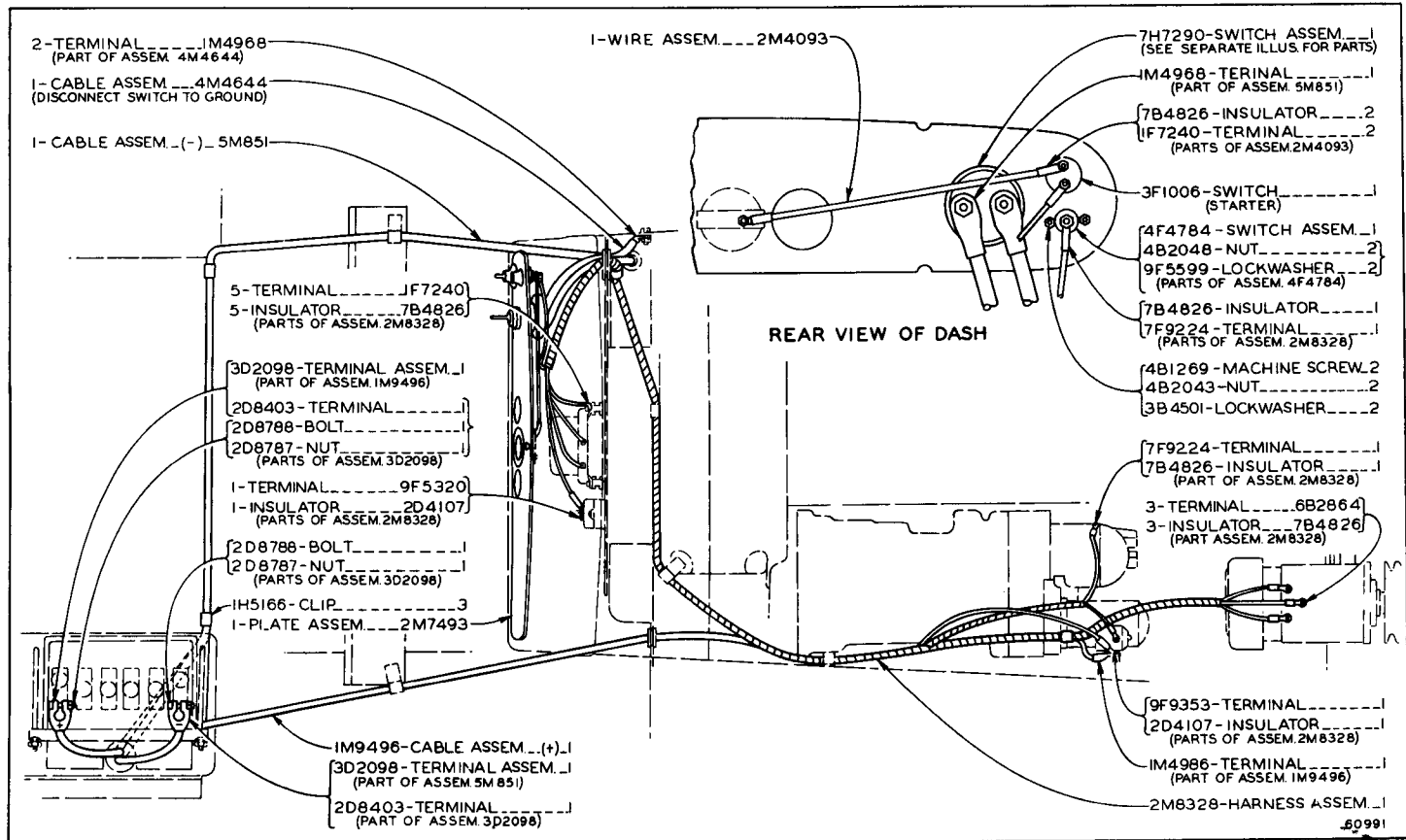
119

**2M7444 BATTERY AND WIRING GROUP—24 Volt—Top View**  
 Part of 2M7903 Direct Electric Starting Arrangement listed on Page 110  
 2M6497 Regulator Assembly parts are shown on Page 121

ALWAYS GIVE SERIAL NUMBER WHEN ORDERING PARTS

120

"CATERPILLAR" D6 TRACTOR

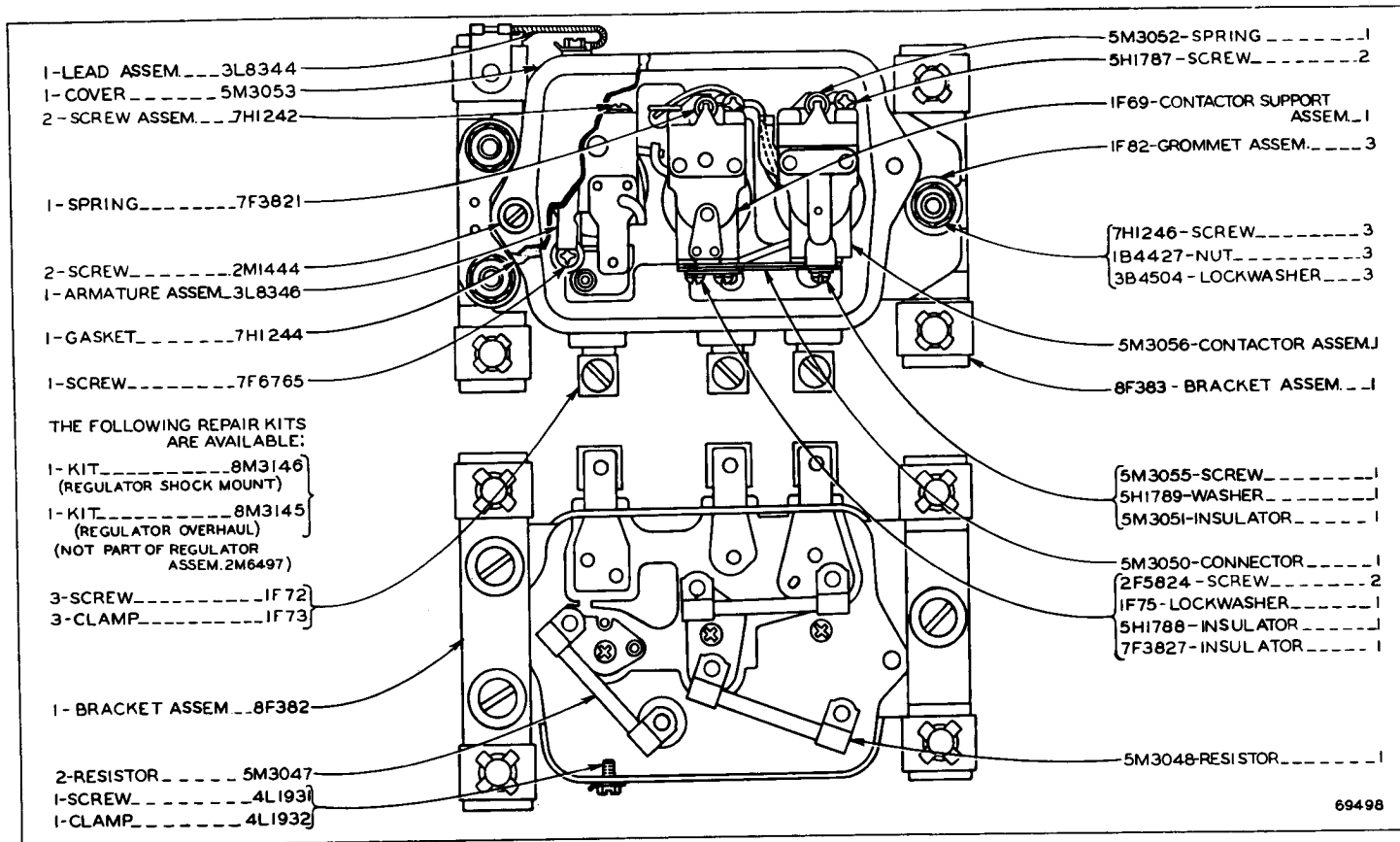


PRINTED IN U.S.A.

D6 TRACTOR—60 INCH GAUGE—FORM 33764—INSERT BETWEEN PAGES 120 & 121 AND CROSS OUT ILLUSTRATION 63106  
SHOWN ON PAGE 121

PAGE 27 of 1-62

PARTS CATALOG INSERT

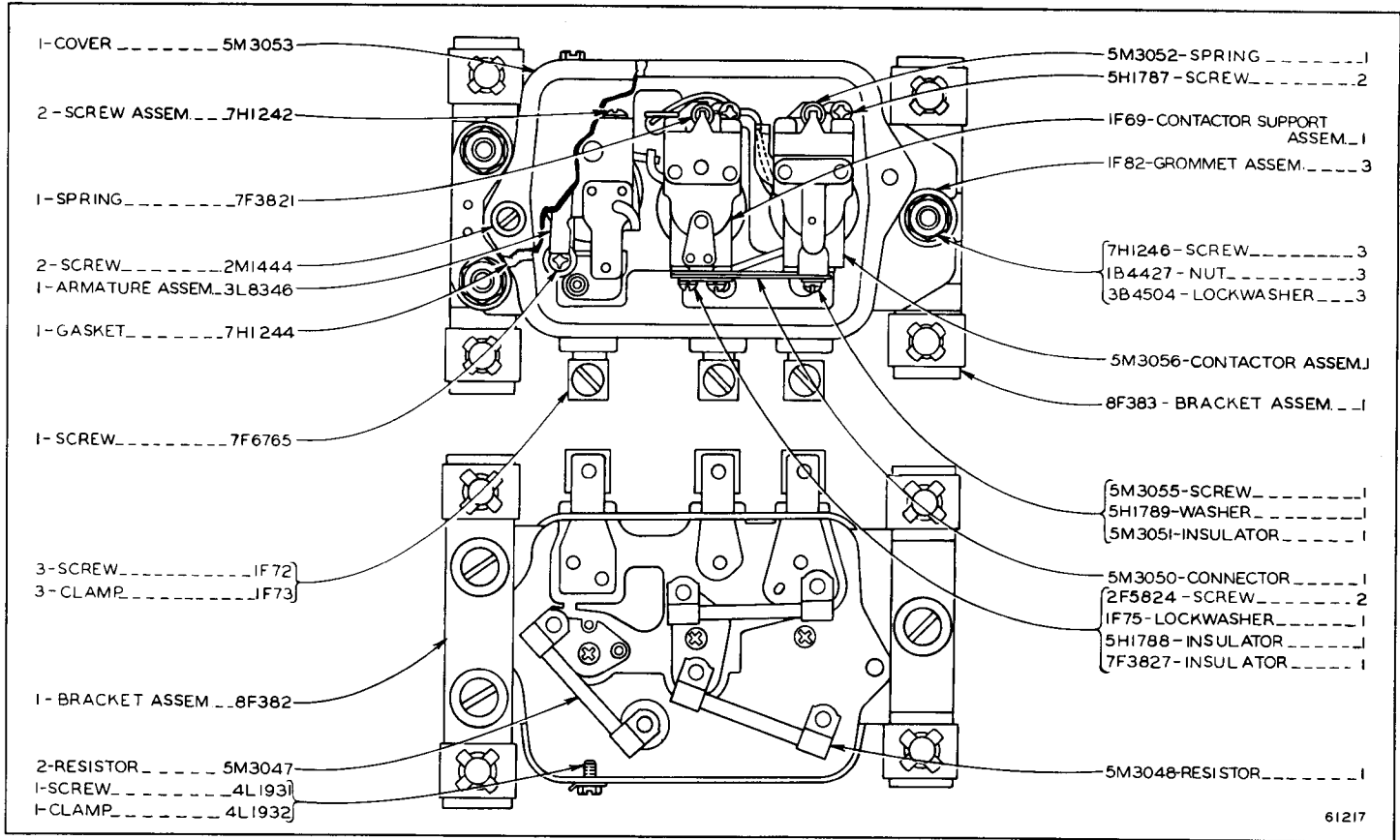


69498

2M6497 REGULATOR ASSEMBLY—24 Volt, 15 Ampere  
Part of 2M7444 Battery and Wiring Group shown on Page 119

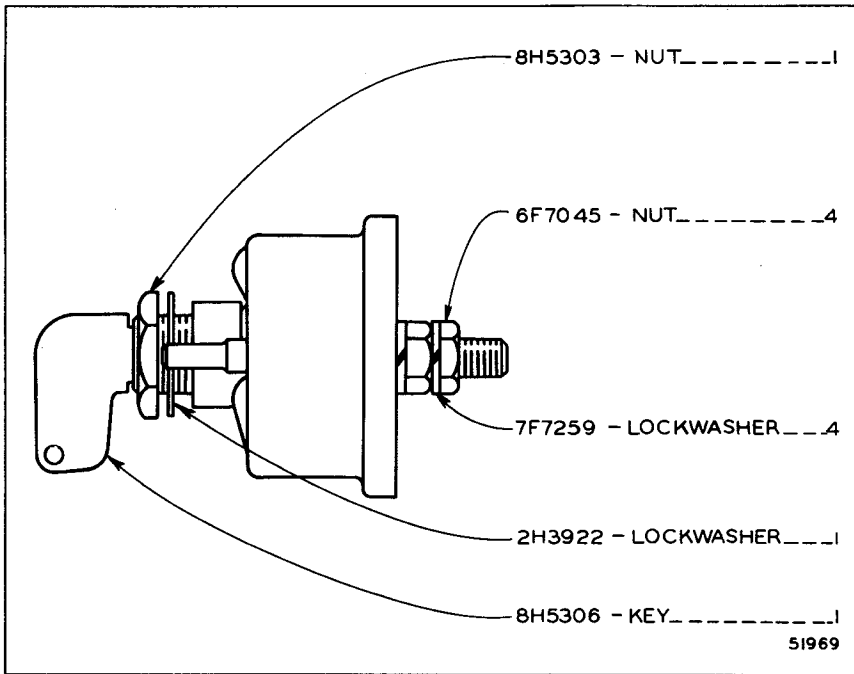


ONLY "CATERPILLAR" PARTS GIVE "CATERPILLAR" PERFORMANCE

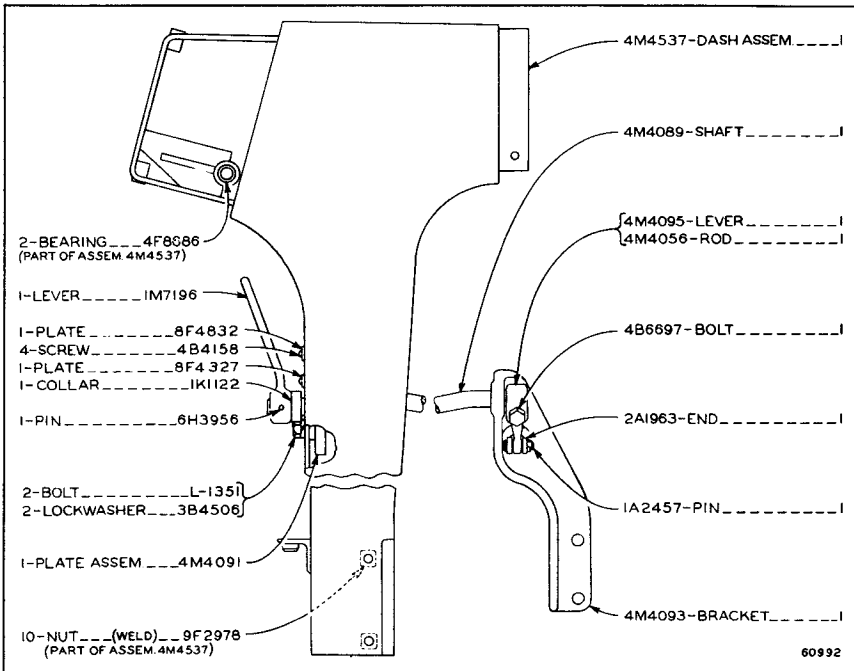


2M6497 REGULATOR ASSEMBLY—24 Volt, 15 Ampere  
Part of 2M7444 Battery and Wiring Group shown on Page 119

ATTACHMENTS

**7H7290 SWITCH ASSEMBLY**

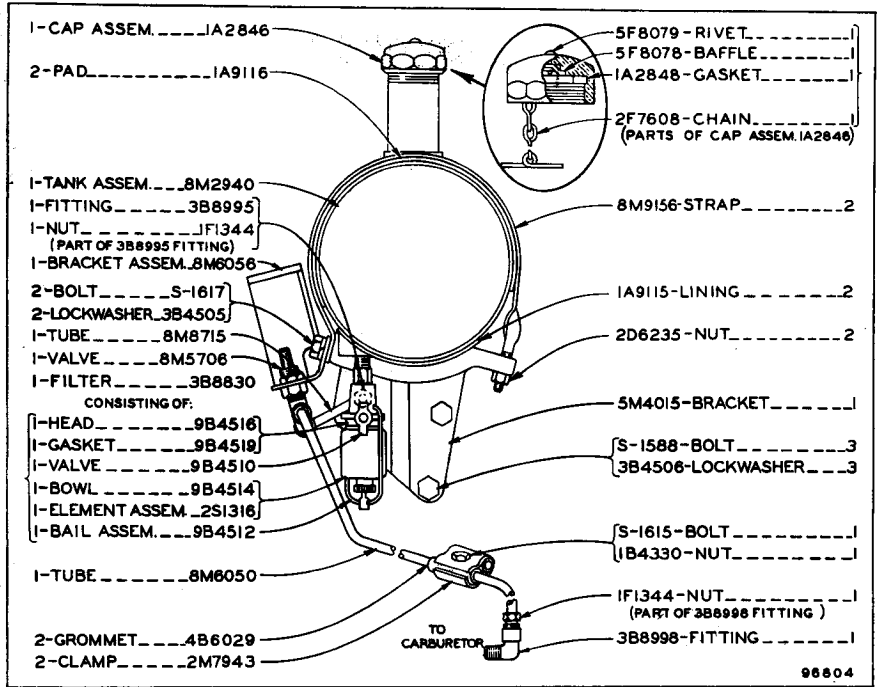
Part of 2M7443, 2M7444 Battery and Wiring Groups and 4M4571 Wiring Groups  
shown on Pages 116, 118 and 120

**4M3064 COMPRESSION RELEASE CONTROL GROUP**

Part of 4M4569 and 4M4570 Electric Starting Arrangements listed on Page 110

ALWAYS GIVE SERIAL NUMBER WHEN ORDERING PARTS

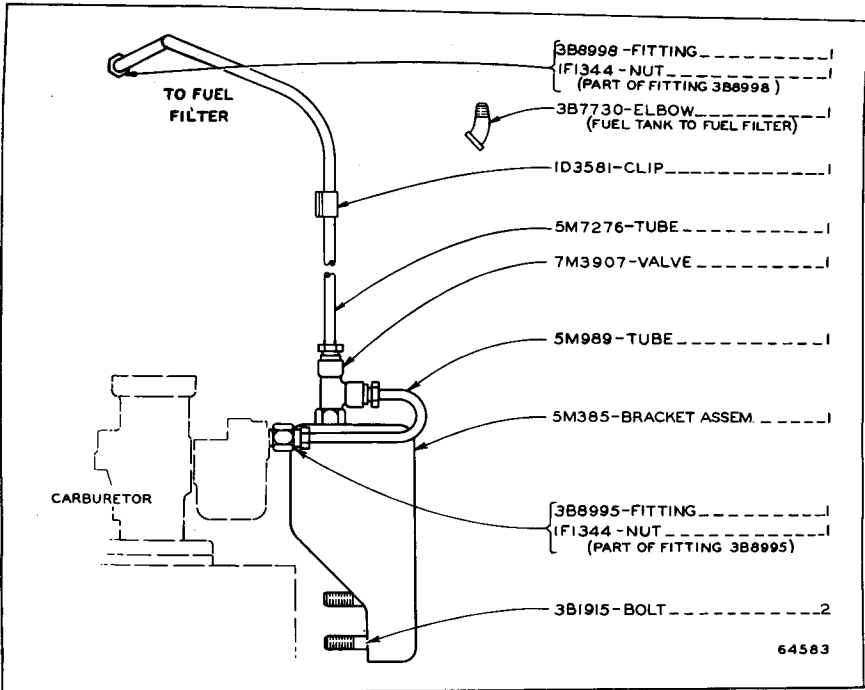
D6 TRACTOR - FORM 33764 - BETWEEN PAGES 122 & 123



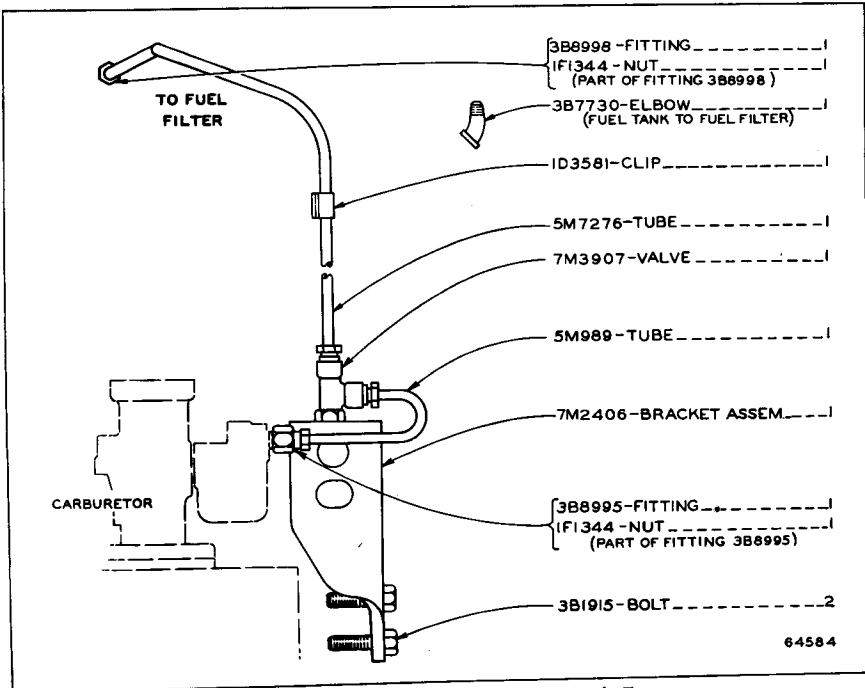
**8M6063 FUEL SYSTEM GROUP—Type 2**

Part of 5S4264 Starting Engine Arrangement listed between Pages 110 and 111

PRINTED IN U.S.A.  
 FORM 33764—INSERT BETWEEN PAGES 122 & 123  
 D6 TRACTOR—60 INC



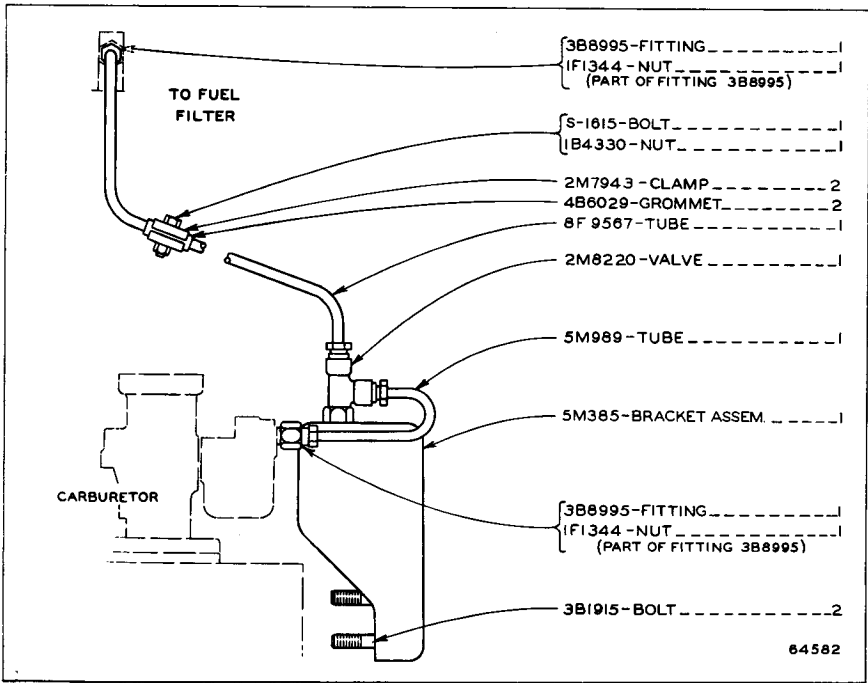
**5M3746 FUEL SYSTEM GROUP—Third Type**  
 Part of 5M8395 and 5M8394 Electric Starting Arrangements listed on Page 110



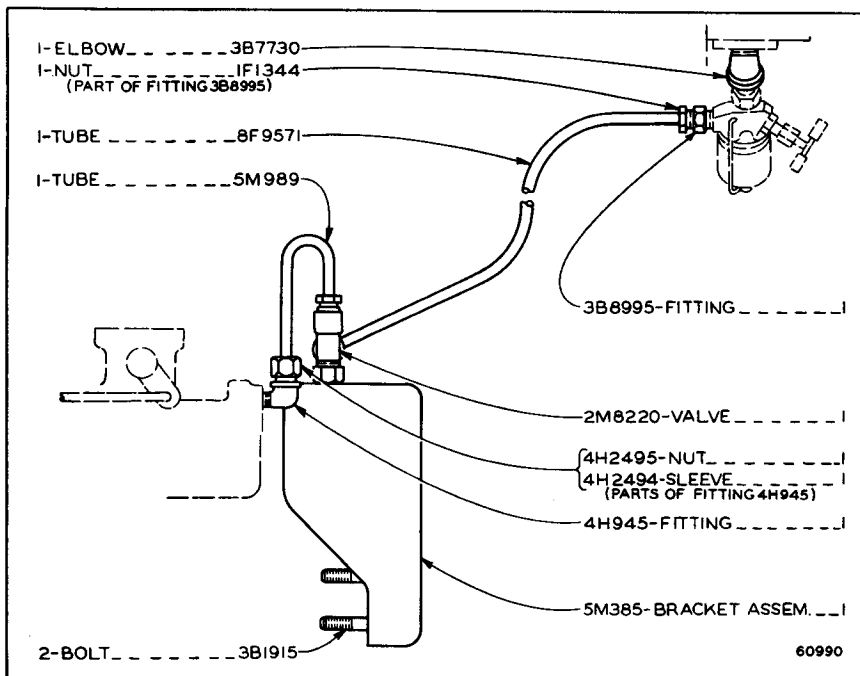
**5M3746 FUEL SYSTEM GROUP—Fourth Type**  
 Part of 5M8395 and 5M8394 Electric Starting Arrangements listed on Page 110

D6 TRACTOR—60 INCH GAUGE—FORM 33764—  
 INSERT BETWEEN PAGES 122 & 123

PRINTED IN U.S.A.

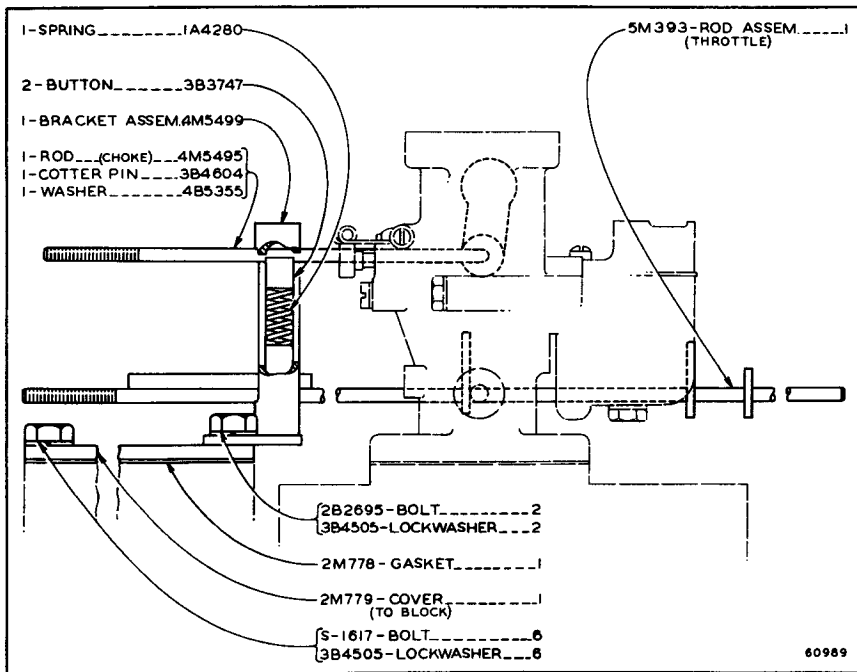


**5M3746 FUEL SYSTEM GROUP—Second Type**  
 Part of 5M8395 and 5M8394 Electric Starting Arrangements listed on Page 110



**5M3746 FUEL SYSTEM GROUP**

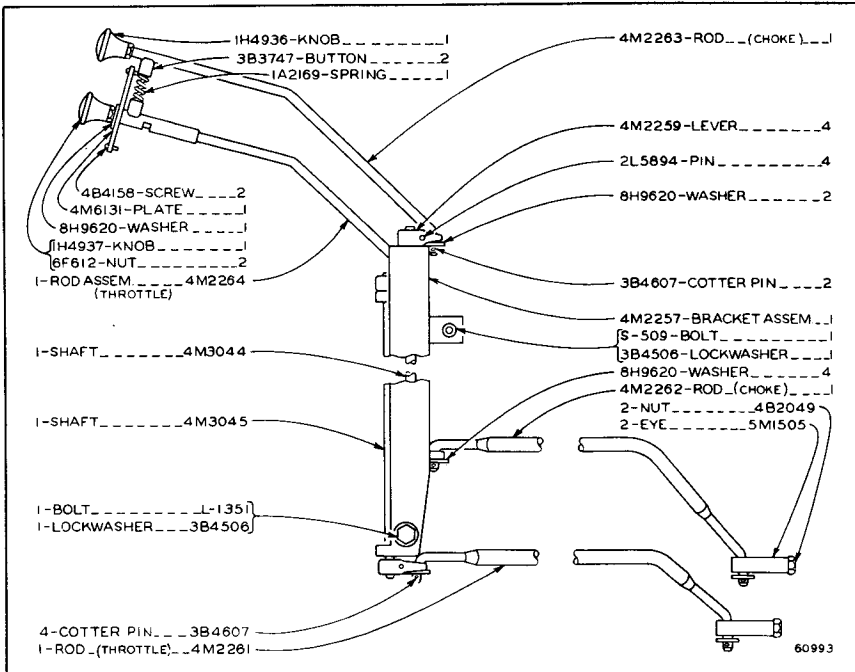
Part of 4M4569 and 4M4570 Electric Starting Arrangements listed on Page 110



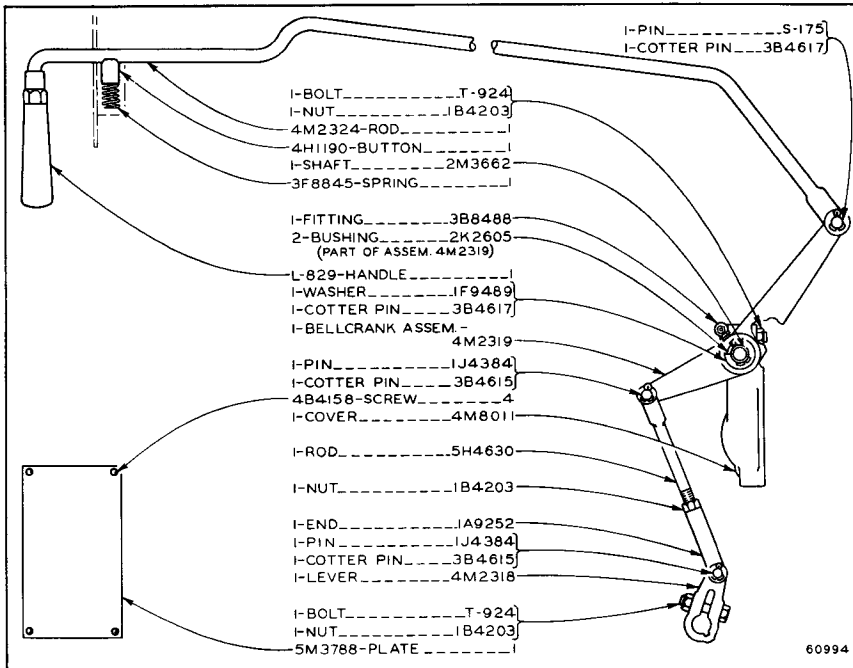
**4M8049 CHOKE AND THROTTLE CONTROL GROUP**

Part of 4M4569 and 4M4570 Electric Starting Arrangements listed on Page 110

ONLY "CATERPILLAR" PARTS GIVE "CATERPILLAR" PERFORMANCE

**4M3015 CHOKE AND THROTTLE CONTROL GROUP**

Part of 4M4569 and 4M4570 Electric Starting Arrangements listed on Page 110

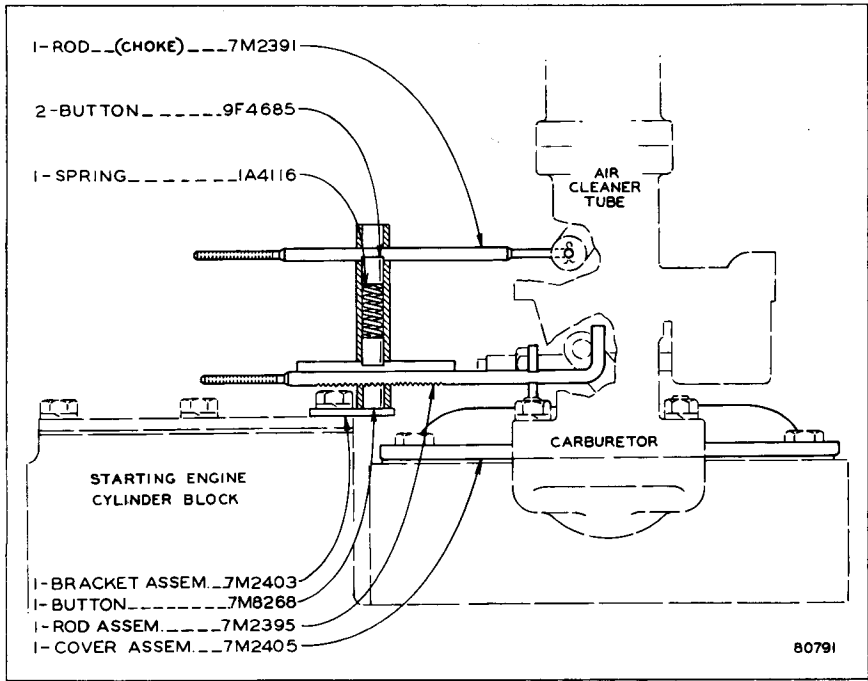
**4M3063 CLUTCH, PINION AND BRAKE CONTROL GROUP**

Part of 4M4569 and 4M4570 Electric Starting Arrangements listed on Page 110

ALWAYS GIVE SERIAL NUMBER WHEN ORDERING PARTS

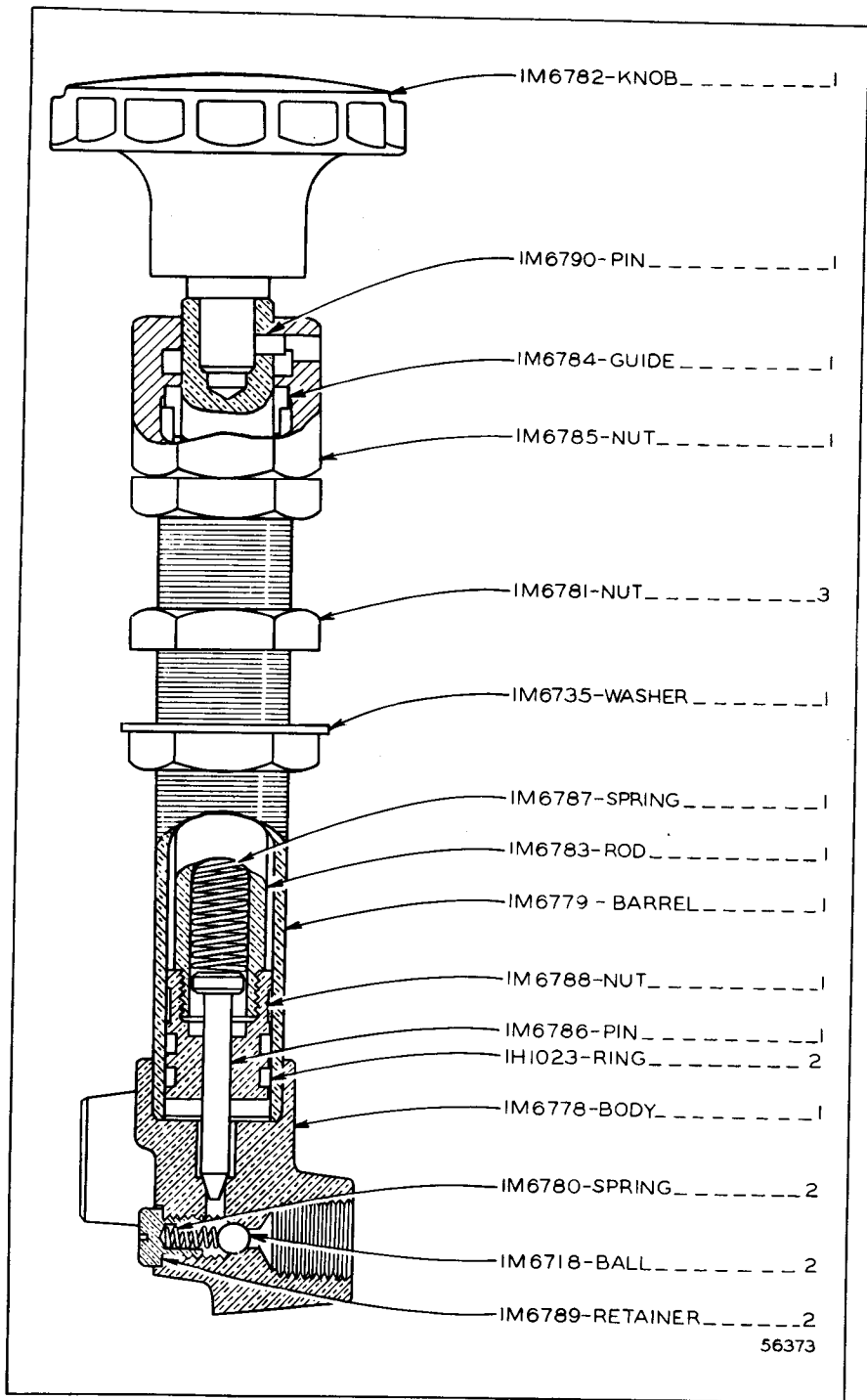
D6 TRACTOR—60 INCH GAUGE—FORM 33764—  
INSERT BETWEEN PAGES 124 & 125

PRINTED IN U.S.A.



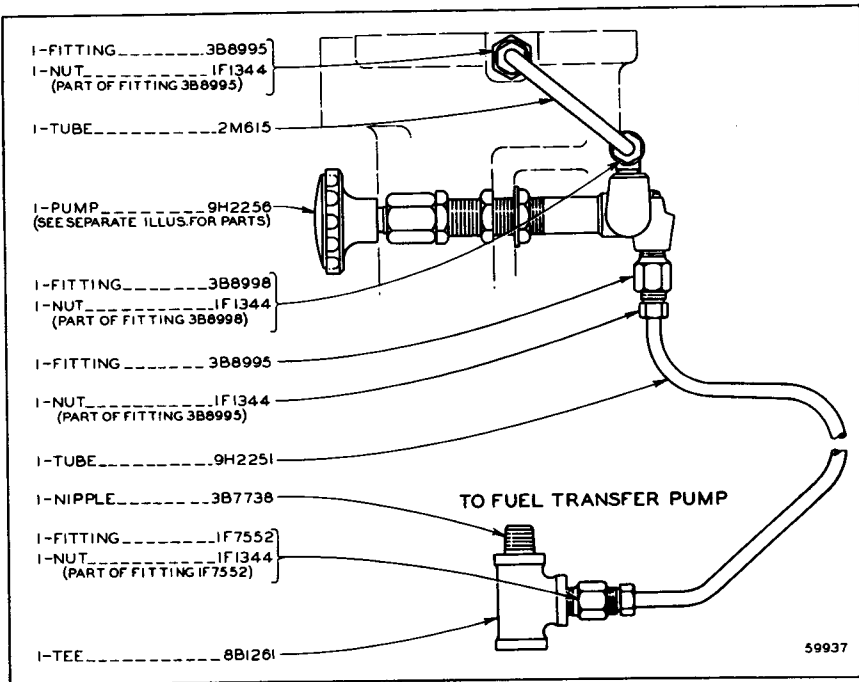
**7M2737 CHOKE AND THROTTLE CONTROL SERVICE GROUP**  
Provides .250 Diameter Control Rods



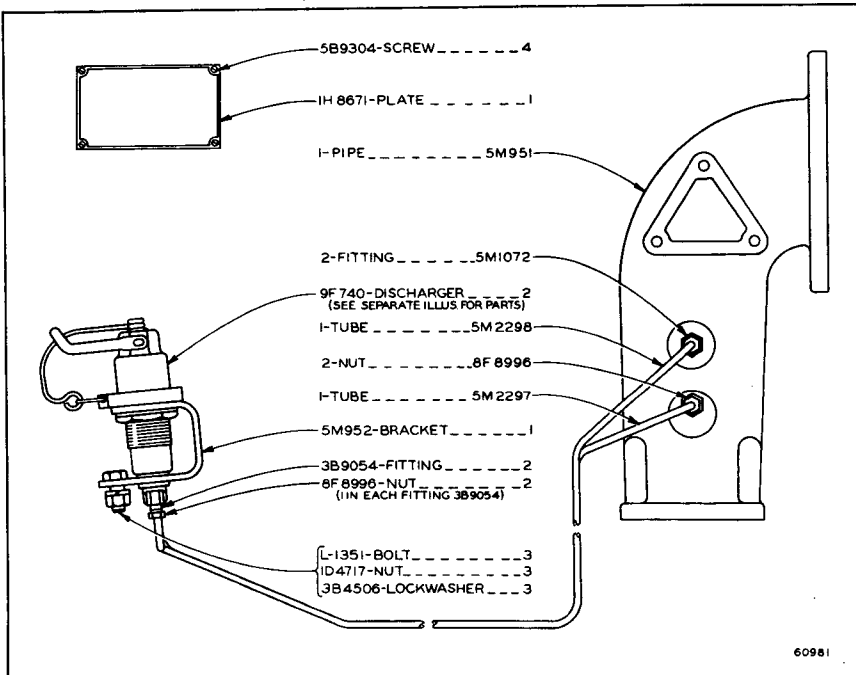


9H2256 PUMP ASSEMBLY  
 Part of 8H9998 Fuel Priming Pump Group shown on Page 126

ONLY "CATERPILLAR" PARTS GIVE "CATERPILLAR" PERFORMANCE



**8H998 FUEL PRIMING PUMP GROUP**  
 For use with 24 Volt Direct Electric Starting  
 9H2256 Pump Assembly parts are shown on Page 125

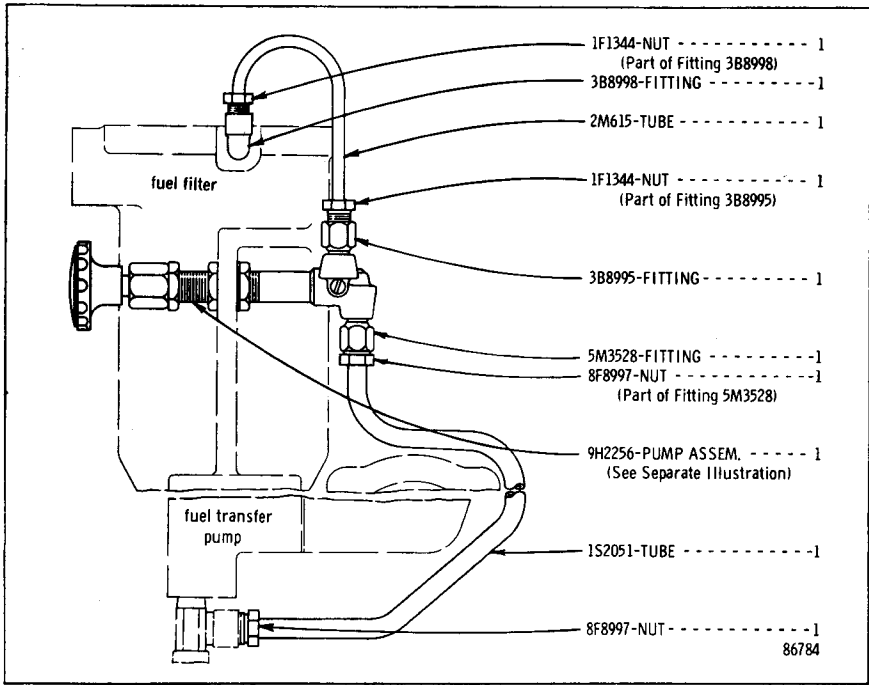


**5M2299 ETHER STARTING AID GROUP**  
 For use with 24 Volt Direct Electric Starting

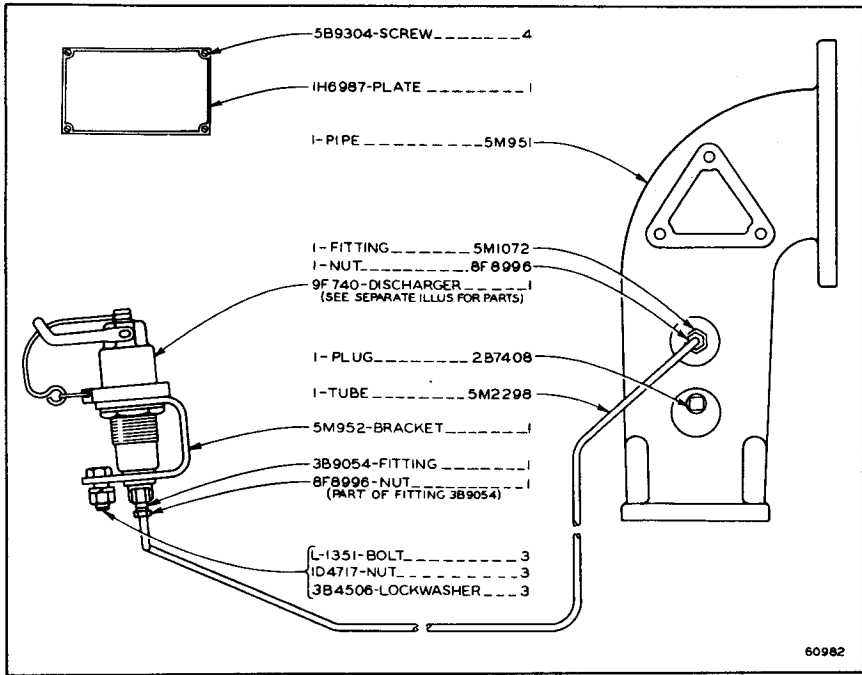
ALWAYS GIVE SERIAL NUMBER WHEN ORDERING PARTS

D6 TRACTOR—60 INCH GAUGE—FORM 33764—  
 INSERT BETWEEN PAGES 126 & 127

PRINTED IN U.S.A.

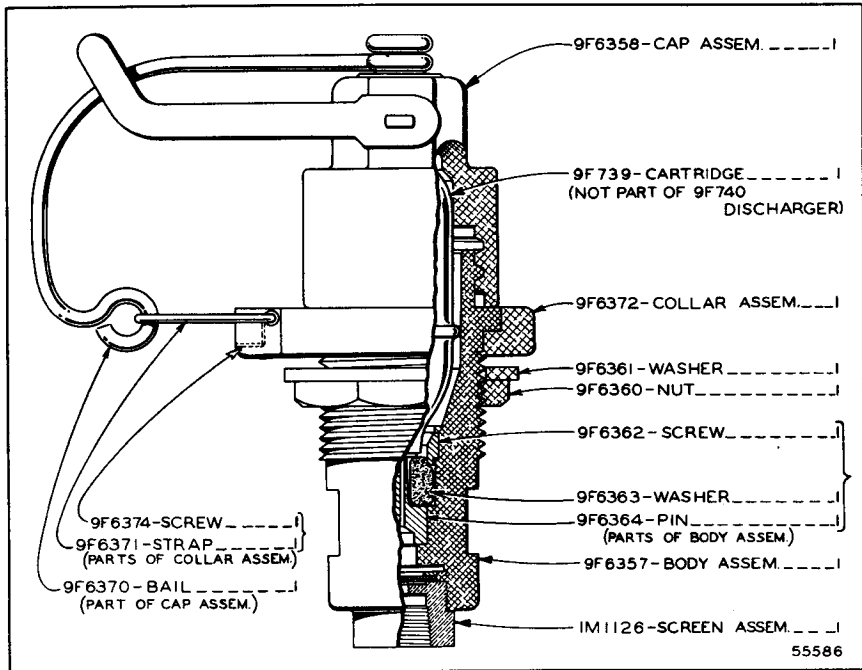


**1S4650 FUEL PRIMING PUMP GROUP—Replaces 7M893**  
 9H2256 Pump Assembly parts are shown on Page 125



**5M2300 ETHER STARTING AID GROUP**

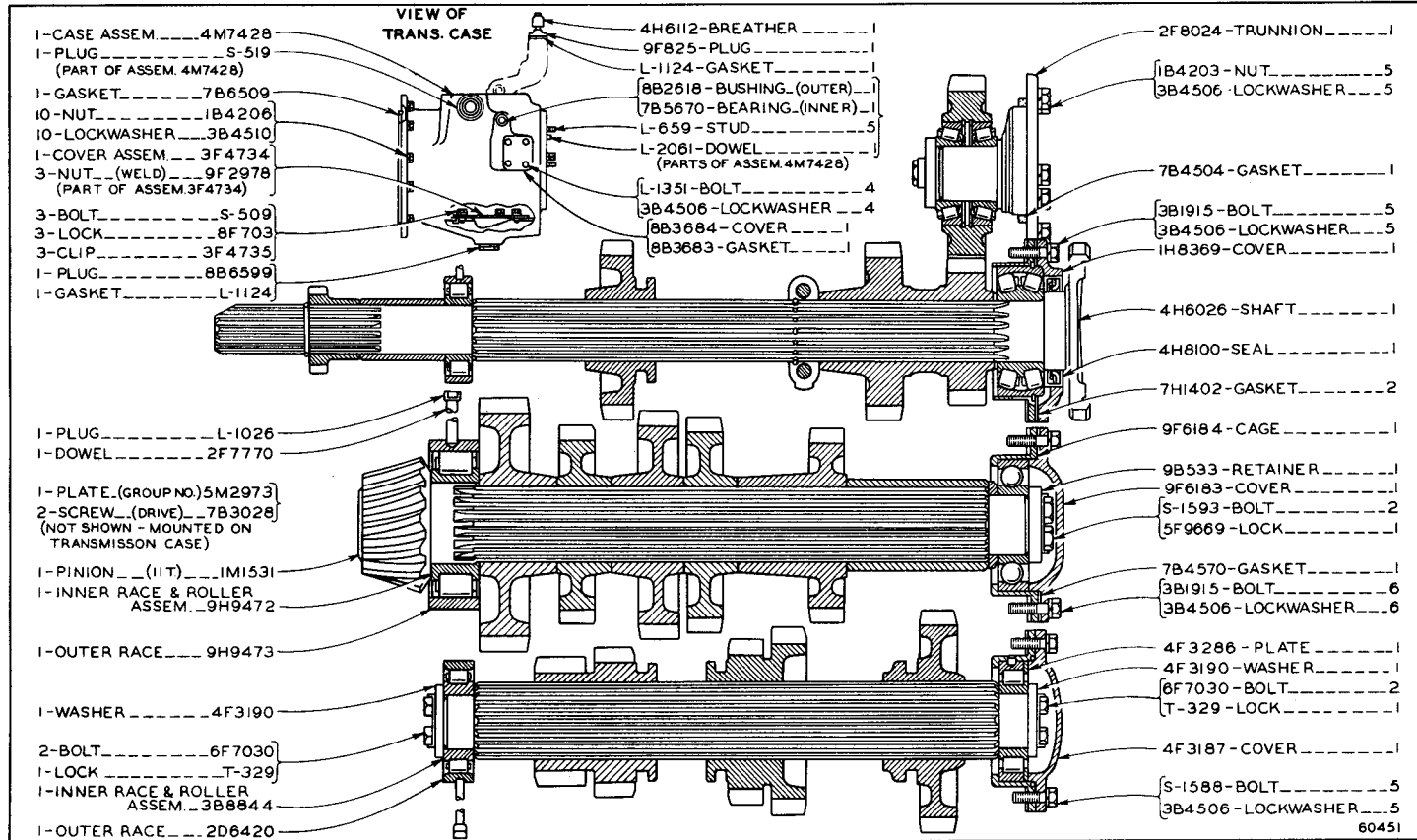
For use with Gasoline Starting



**9F740 DISCHARGER**

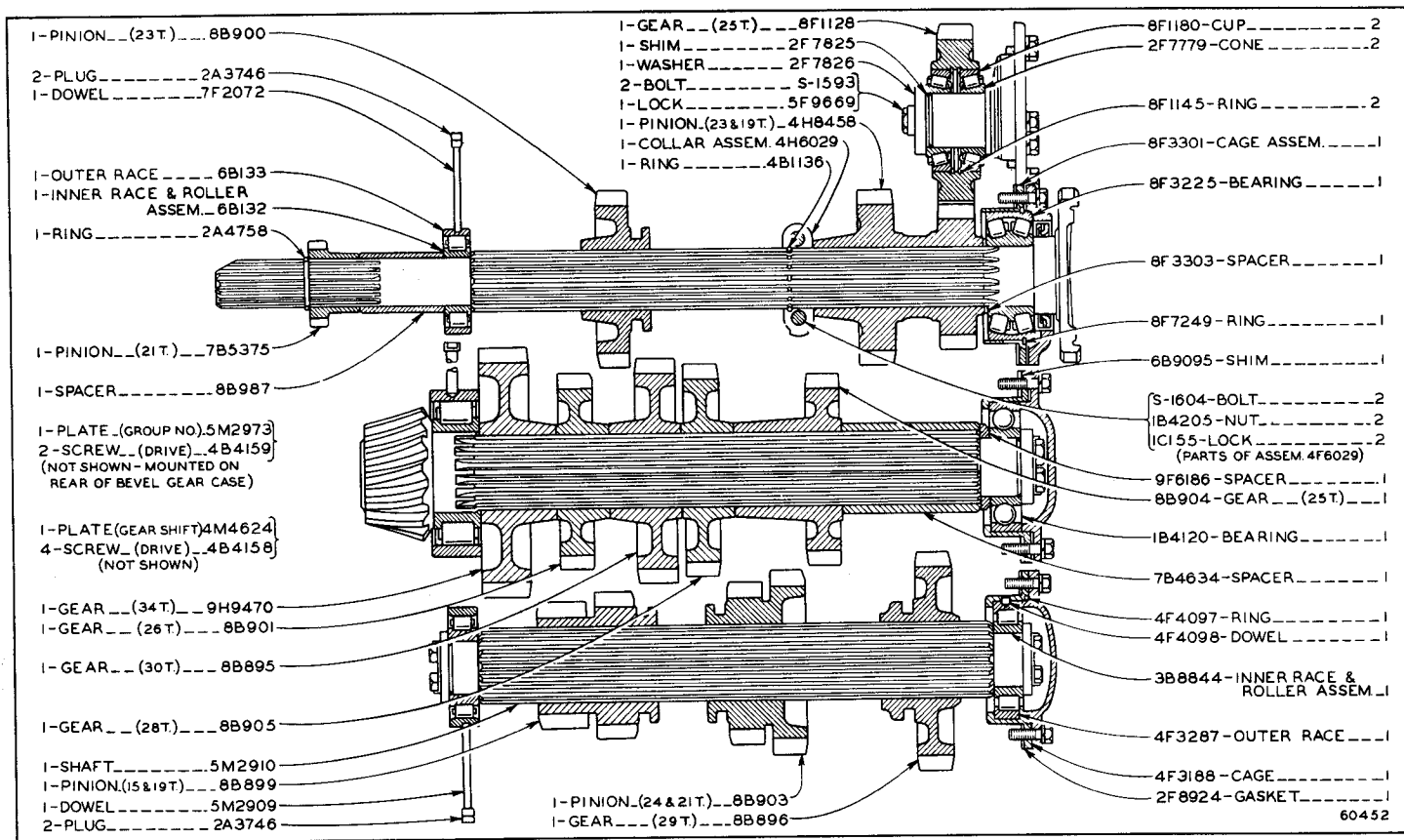
Part of 5M2299 and 5M2300 Ether Starting Aid Groups

ONLY "CATERPILLAR" PARTS GIVE "CATERPILLAR" PERFORMANCE



**5M2961 TRANSMISSION GROUP—Optional—Part One**

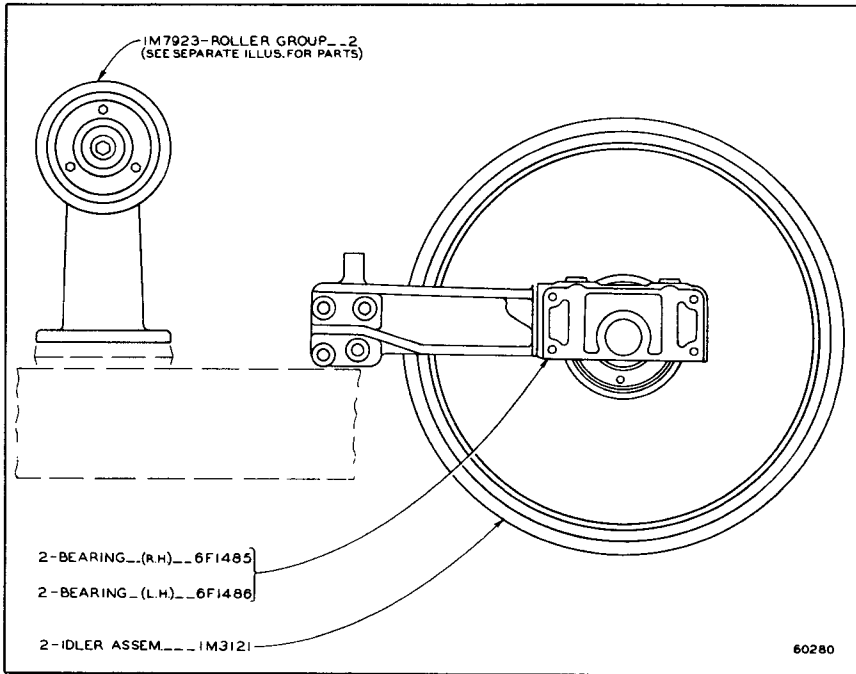
Note: This Transmission provides the following speeds: (Forward) First—1.95, Second—2.82, Third—3.34, Fourth—4.28 and Fifth—6.02 M.P.H.; (Reverse) First—2.38, Second—3.41, Third—4.05 and Fourth—5.17 M.P.H.  
Only separate parts serviced



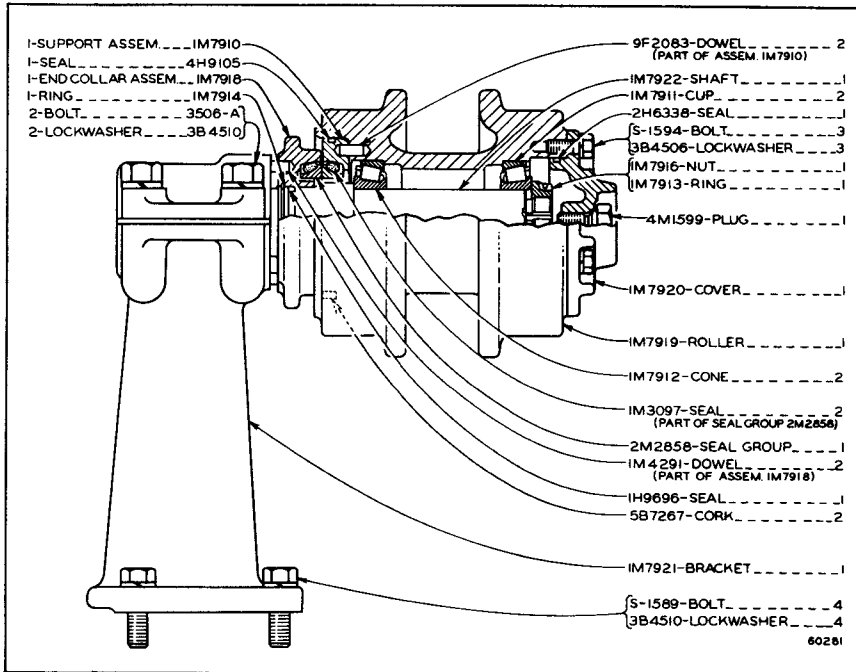
5M2961 TRANSMISSION GROUP—Optional—Part Two

Note: This Transmission provides the following speeds: (Forward) First—1.95, Second—2.82, Third—3.34, Fourth—4.28 and Fifth—6.02 M.P.H.; (Reverse) First—2.38, Second—3.41, Third—4.05 and Fourth—5.17 M.P.H.

Only separate parts serviced

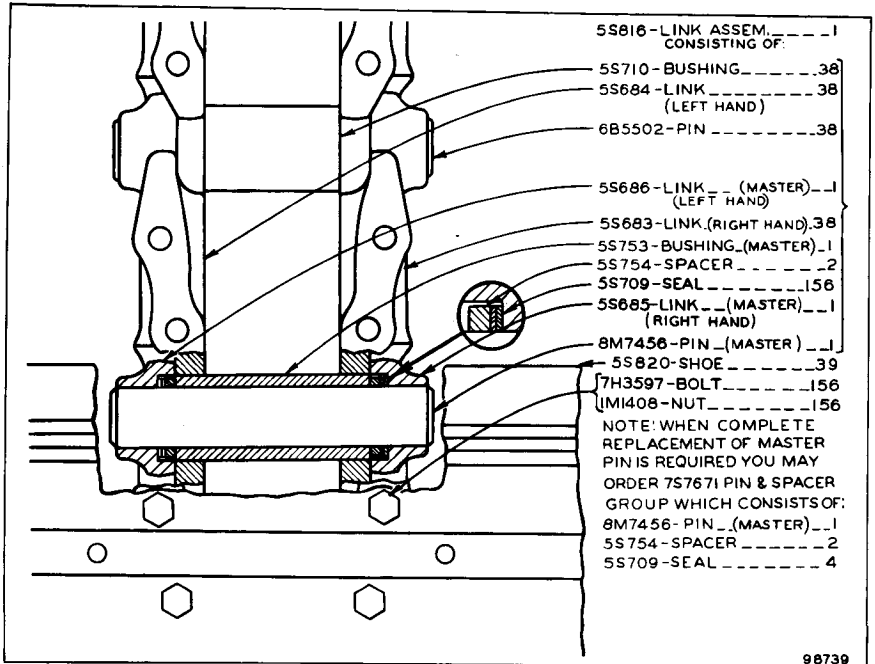


**2M2462 FRONT IDLER GROUP—23" Outside Diameter**  
For use with 39 Section Track Group

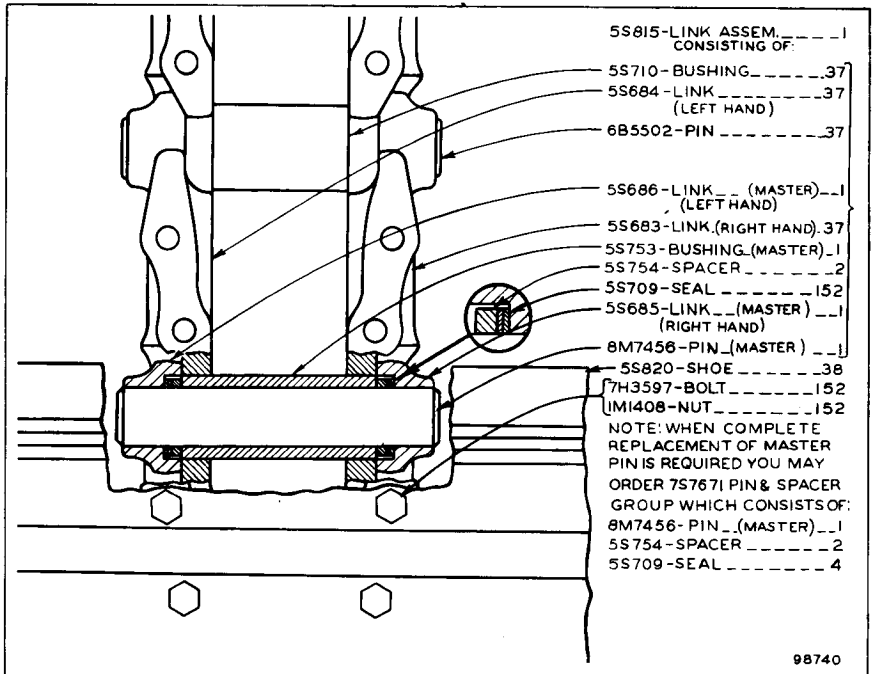


**1M7923 TRACK CARRIER ROLLER GROUP—2 Required**  
Part of 2M2462 Front Idler Group

ALWAYS GIVE SERIAL NUMBER WHEN ORDERING PARTS



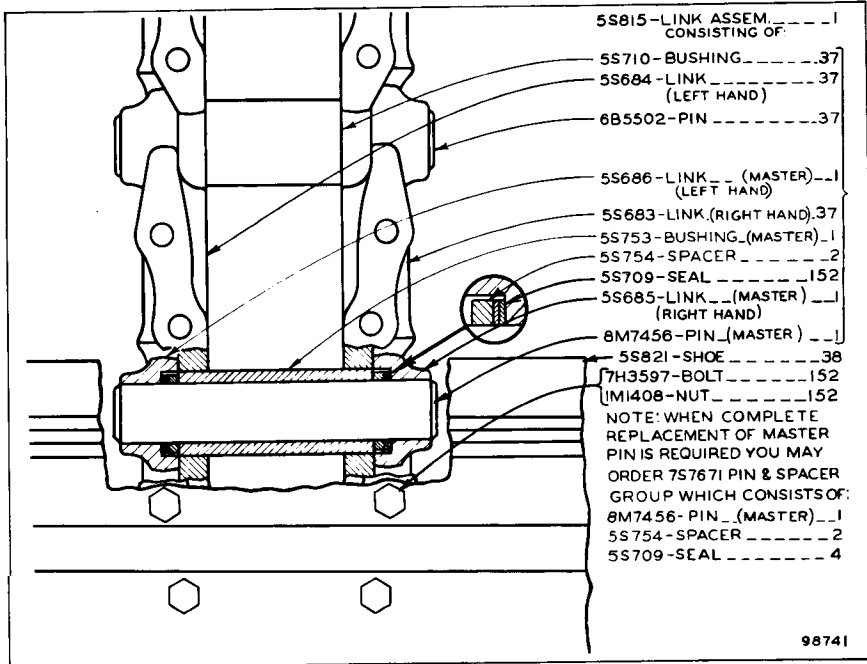
5S827 TRACK GROUP--16" GROUSER SHOE--2 GROUPS REQUIRED FOR USE WITH 6.906 INCH PITCH SPROCKET  
 NOTE: 7S6160 TRACK PIN AND BUSHING GROUP, CONSISTING OF A COMPLETE SET OF PINS AND BUSHINGS FOR ONE TRACK, IS AVAILABLE



5S824 TRACK GROUP--16" GROUSER SHOE--2 GROUPS REQUIRED FOR USE WITH 6.906 INCH PITCH SPROCKET  
 NOTE: 7S6161 TRACK PIN AND BUSHING GROUP, CONSISTING OF A COMPLETE SET OF PINS AND BUSHINGS FOR ONE TRACK, IS AVAILABLE

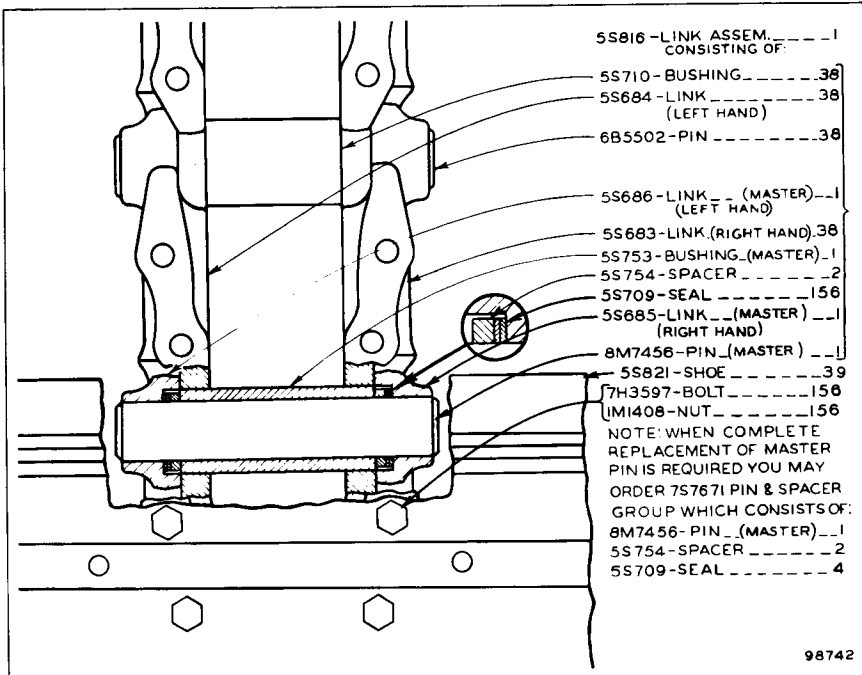
PRINTED  
 IN U.S.A.





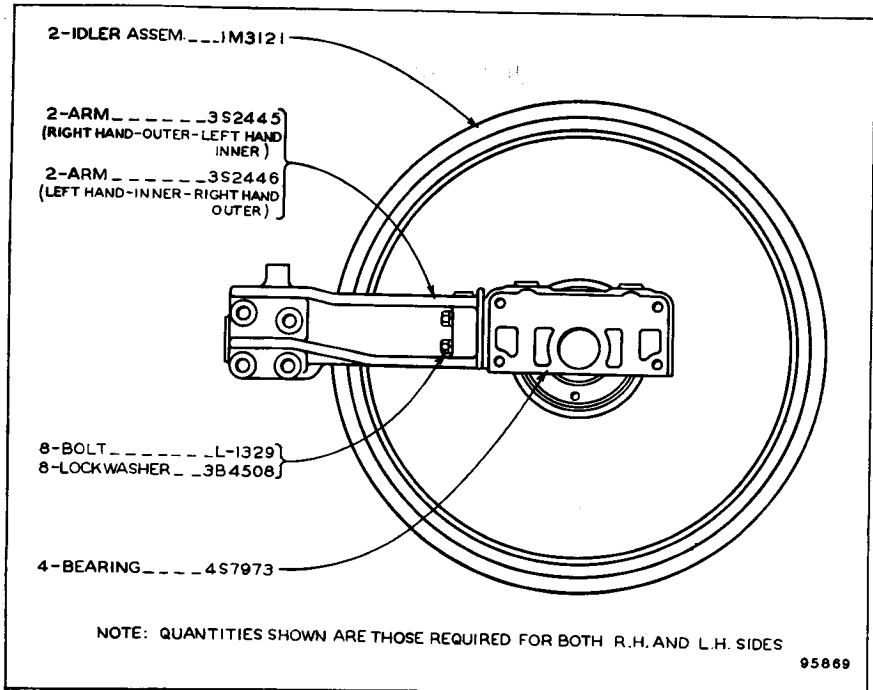
5S825 TRACK GROUP--18" GROUSER SHOE--2 GROUPS REQUIRED FOR USE WITH 6.906 INCH PITCH SPROCKET

NOTE: 7S6161 TRACK PIN AND BUSHING GROUP, CONSISTING OF A COMPLETE SET OF PINS AND BUSHINGS FOR ONE TRACK, IS AVAILABLE



5S828 TRACK GROUP--18" GROUSER SHOE--2 GROUPS REQUIRED FOR USE WITH 6.906 INCH PITCH SPROCKET

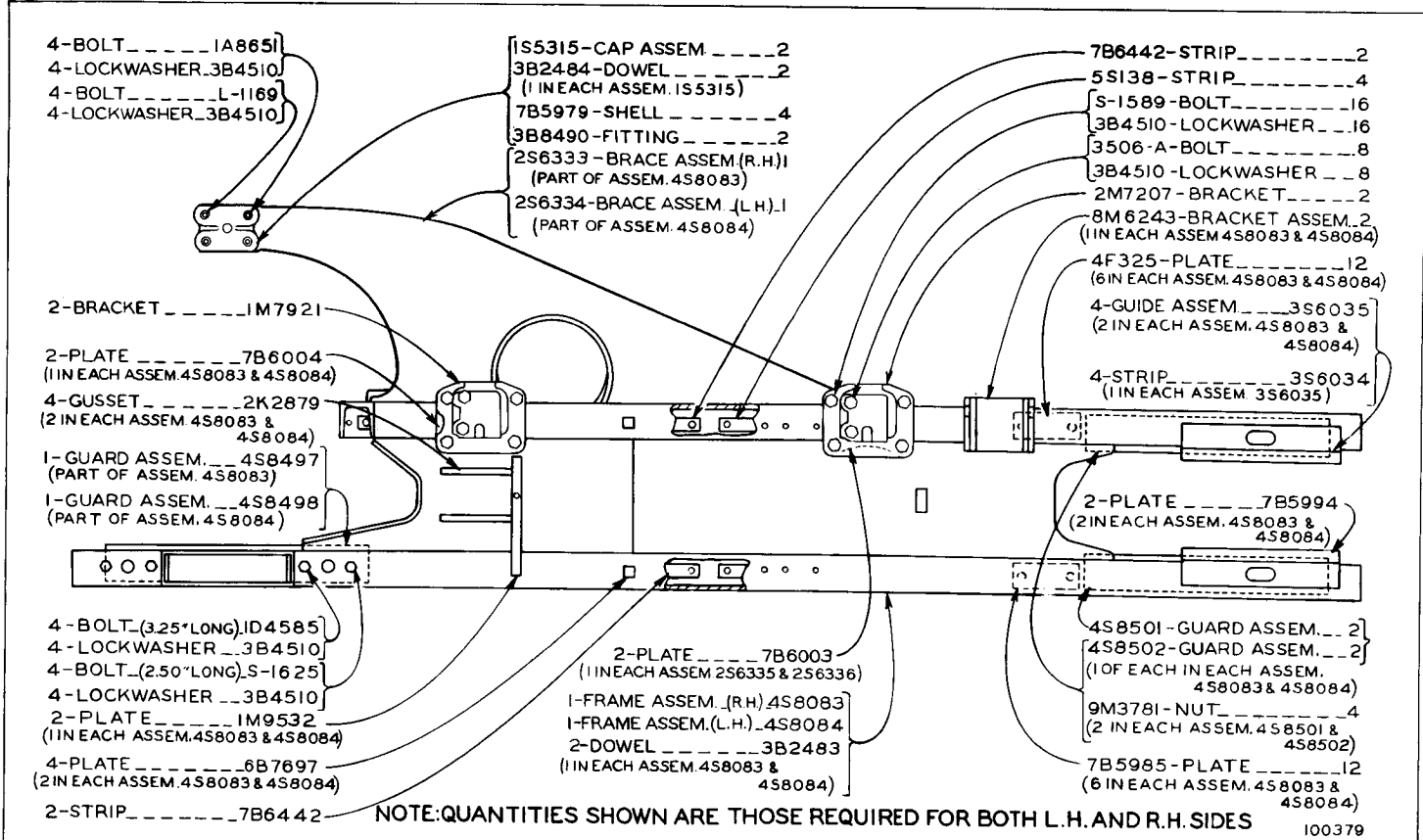
NOTE: 7S6160 TRACK PIN AND BUSHING GROUP, CONSISTING OF A COMPLETE SET OF PINS AND BUSHINGS FOR ONE TRACK, IS AVAILABLE

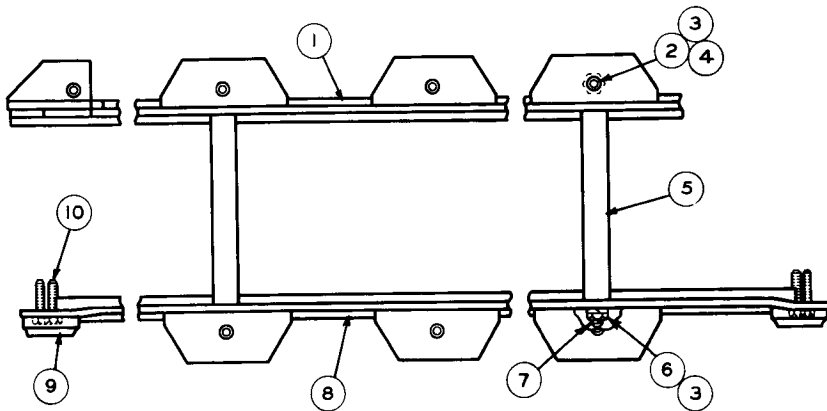


2M2462 FRONT IDLER GROUP—23" Outside Diameter—Third Type  
FOR USE WITH 39 SECTION TRACK GROUP

PRINTED  
IN U.S.A.

3S9177 TRACK ROLLER FRAME GROUP--WITH GUIDING GUARDS  
FACTORY INSTALLATION ONLY





REF NO	PART NUMBER	DESCRIPTION	QTY
1	4S6565	GUARD ASSEM. (Right Hand-Inner)	1
	4S6566	GUARD ASSEM. -(Left Hand-Inner)	1
2	3506-A	BOLT-----	22
3	3B4510	LOCKWASHER-----	34
4	4B4281	WASHER-----	22
5	4S6559	TUBE-----	6

REF NO	PART NUMBER	DESCRIPTION	QTY
6	1B4206	NUT-----	12
7	8H1381	ROD-----	6
8	4S6485	GUARD ASSEM. -----(Outer)	2
9	2M4668	RETAINER-----	6
	S-1595	BOLT-----	12
10	3B4508	LOCKWASHER-----	12

NOTE: QUANTITIES SHOWN ARE THOSE REQUIRED FOR BOTH R. H. AND L. H. SIDES

100382

### 4S6567 TRACK ROLLER GUARD GROUP

FOR USE WITH 3S9177 TRACK ROLLER FRAME GROUP SHOWN ON FRONT SIDE

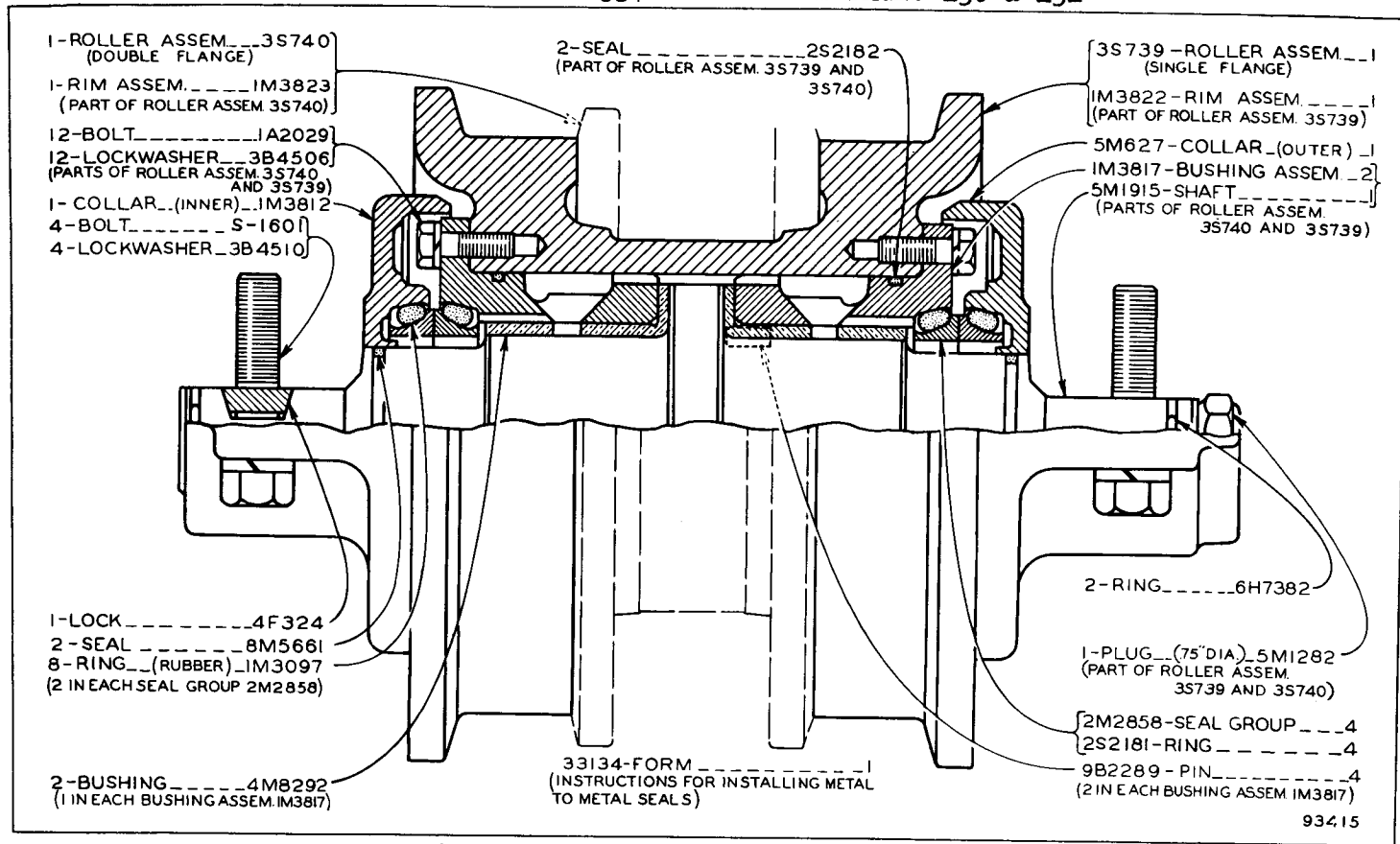
MOTOR - 100382

# PLEASE INSERT THESE PAGES IN YOUR MASTER PARTS BOOKS

D6 TRACTOR - FORM 33764 - BETWEEN PAGES 130 & 131

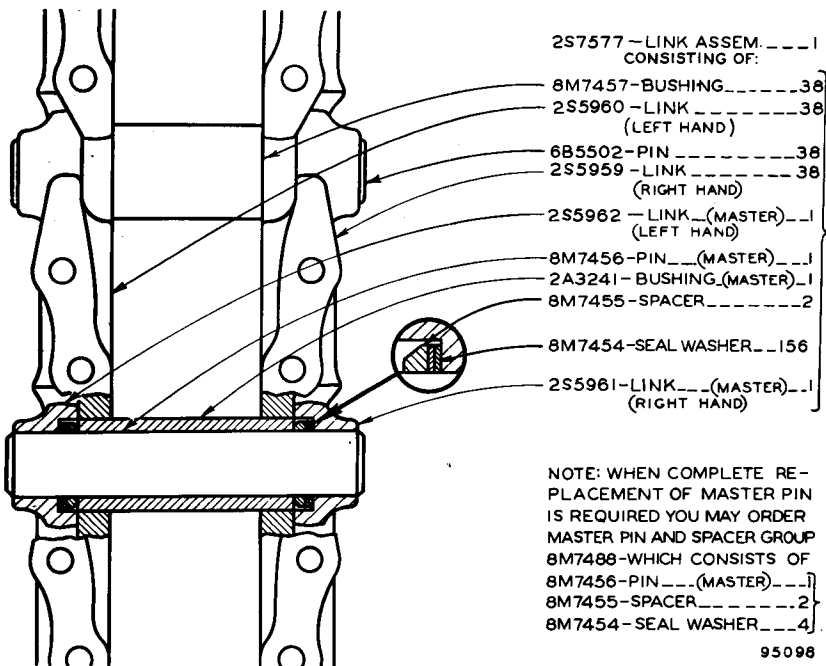
1 OF 3-65b

PARTS BOOK INSERT



3S741 TRACK ROLLER GROUP—Single Flange—4 Required  
3S742 TRACK ROLLER GROUP—Double Flange—8 Required  
For use in areas where high temperatures are encountered

D6 TRACTOR - FORM 33764 - BETWEEN PAGES 130 &amp; 131

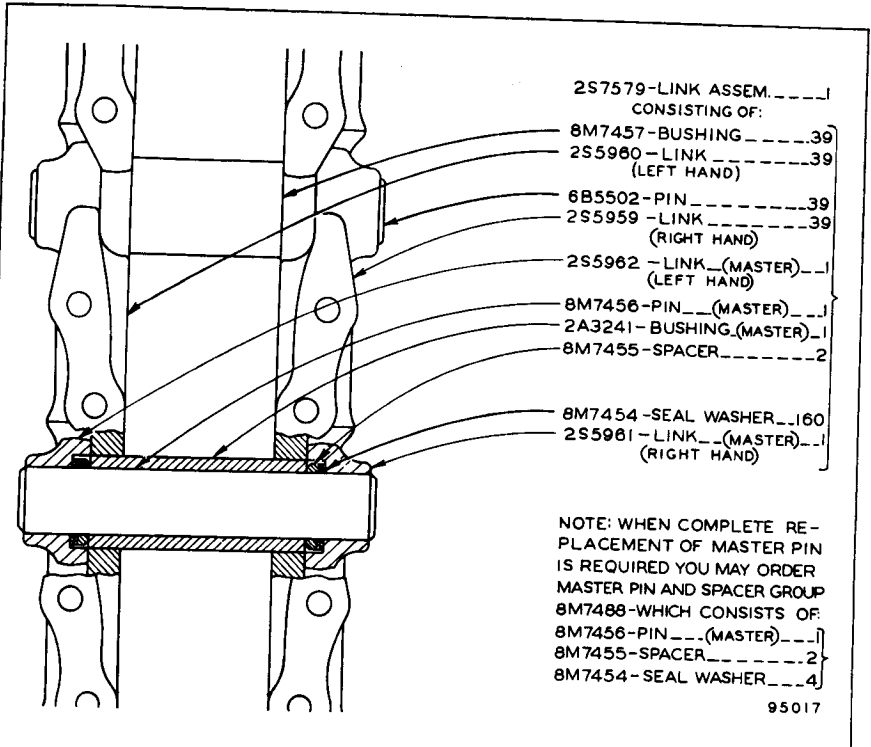


NAME	SHOE (39 Required for one Track)	COMPLETE TRACK GROUP (Hardware Included) 2 Required per Tractor
16" Grouser Shoe	1M3017	2S7581
18" Grouser Shoe	1M3021	2S7582
20" Grouser Shoe	1M4440	2S7583
24" Grouser Shoe	1M4441	2S7584

7H3597 Track Shoe Bolt—156 Required for one Track  
1M1408 Nut—Used with 7H3597

NOTE: 8M7485 Track Pin and Bushing Group, consisting of a complete set of Pins and Bushings for one Track, is available

**TRACK GROUPS—2 Groups Required**  
For use with Small Outside Diameter Front Idler



TRACTOR - FORM 33764 - 1954

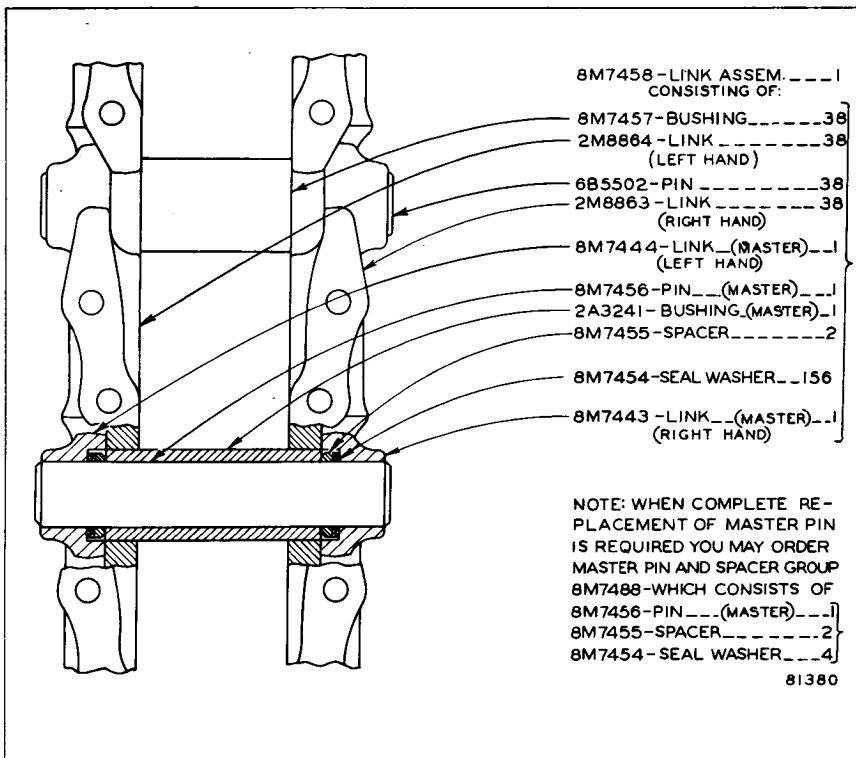
NAME	SHOE (40 Required for one Track)	COMPLETE TRACK GROUP (Hardware Included) 2 Required per Tractor
16" Semi-Skeleton Shoe	1M8610-D.S.-20 Req'd. 1M8611-S.S.-20 Req'd.	2S7591
18" Grouser Shoe	1M3021	2S7586
18" Grouser Shoe— Center Punched	4M2475	2S7590
18" Semi-Skeleton Shoe	1M3019-S.S.-20 Req'd. 1M3018-D.S.-20 Req'd.	2S7587

NOTE: 7H3597 Track Shoe Bolt—160 Required for one Track  
 1M1408 Nut—Used with 7H3597  
 S.S.—Single Spike D.S.—Double Spike

NOTE: 8M7486 Track Pin and Bushing Group, consisting of a complete set of Pins and Bushings for one Track, is available

**TRACK GROUPS—2 Groups Required**  
 For use with Large Outside Diameter Front Idler

D6 TRACTOR—60 INCH GAUGE—FORM 33764—INSERT BETWEEN PAGES 10 & 131

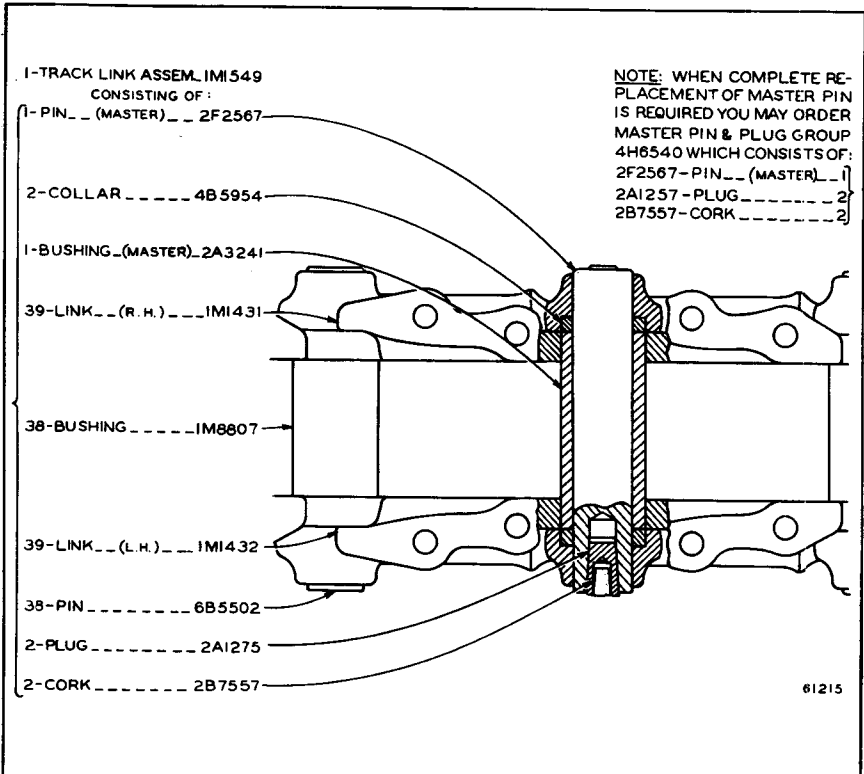


NAME	SHOE (39 Required For One Track)	COMPLETE TRACK GROUP (Hardware included) 2 Required per Tractor
16" Grouser Shoe	IM3017	8M7462
16" Skeleton Shoe	IM3022	8M7464
16" Semi-Skeleton Snow Shoe	IM8610—D.S.—20 Req'd. IM8611—S.S.—19 Req'd.	8M7467
18" Grouser Shoe	IM3021	8M7463

NOTE: 7H3597 Track Shoe Bolt—156 Required for one Track  
IM1408 Nut—Used with 7H3597  
S.S.—Single Spike      D.S.—Double Spike

**TRACK GROUPS—2 Groups Required**  
For use with Small Outside Diameter Front Idler  
Note: 8M7485 Track Pin and Bushing Group, consisting of a complete set of Pins and Bushings for one Track, is available





Name	Shoe (39 Req'd. for one Track)	Complete Track Group (Hardware Included) 2 Req'd. per Tractor
16" Grouser Shoe	IM3017	IM1527
18" Grouser Shoe	IM3021	IM1608
20" Grouser Shoe	IM4440	IM4442
24" Grouser Shoe	IM4441	IM4445

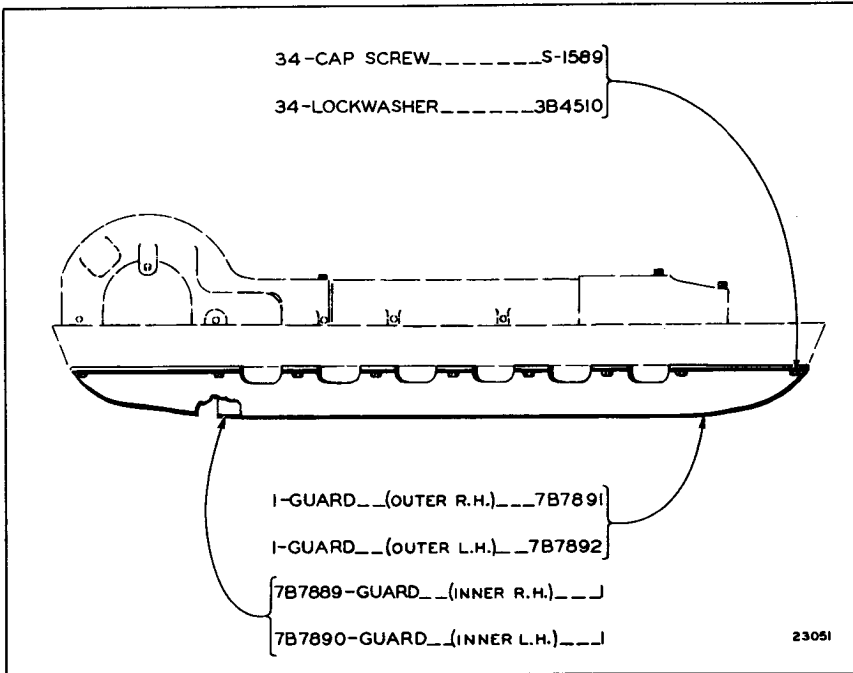
NOTE: 7H3597 Track Shoe Bolt—156 Req'd. for one Track  
IM1408 Nut—Used with 7H3597

**TRACK GROUPS—2 Groups Required**

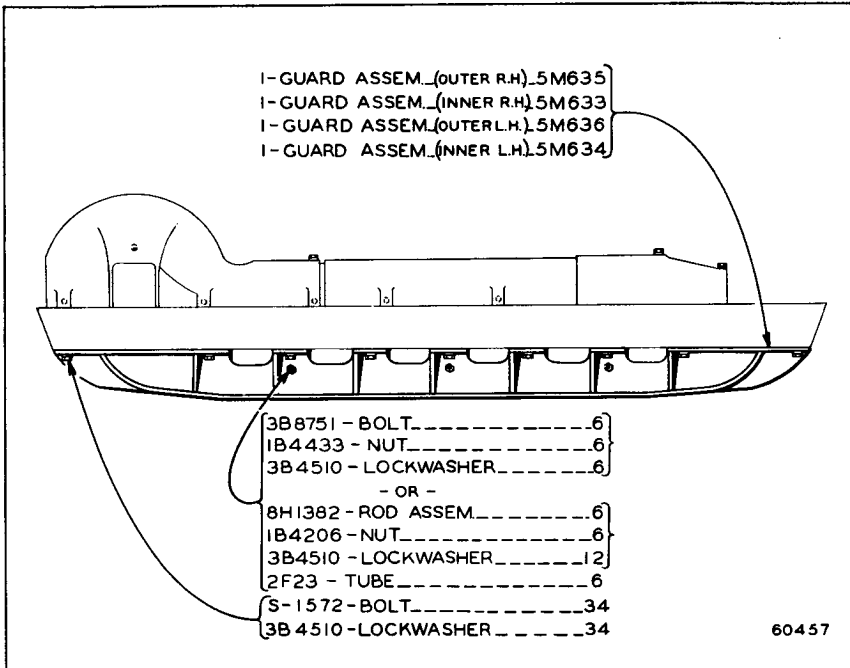
Note: 8B755 Track Pin and Bushing Group, consisting of a complete set of Pins and Bushings for one Track, is available

ONLY "CATERPILLAR" PARTS GIVE "CATERPILLAR" PERFORMANCE

"CATERPILLAR" D6 TRACTOR

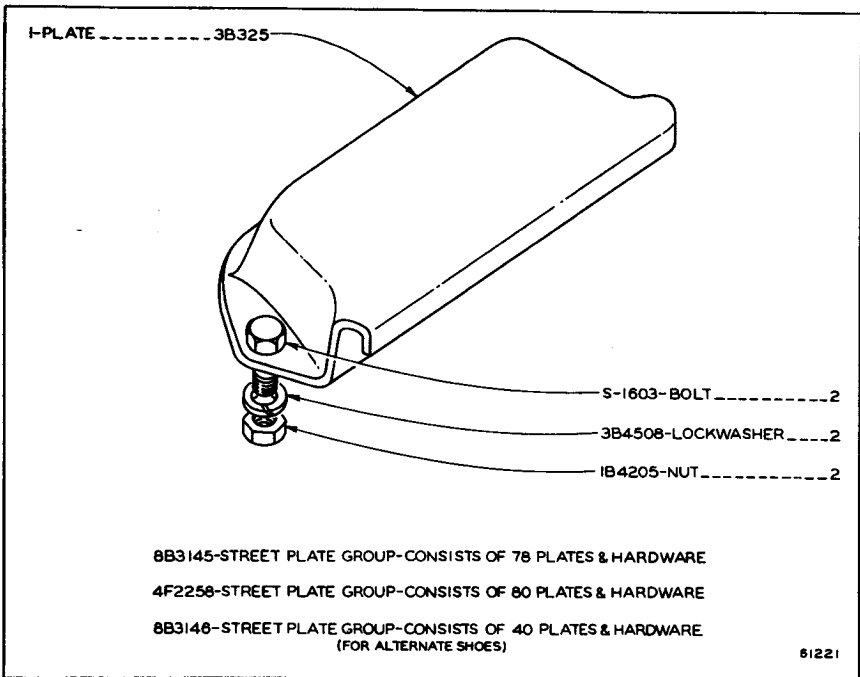


4F7236 TRACK ROLLER DIRT GUARD GROUP

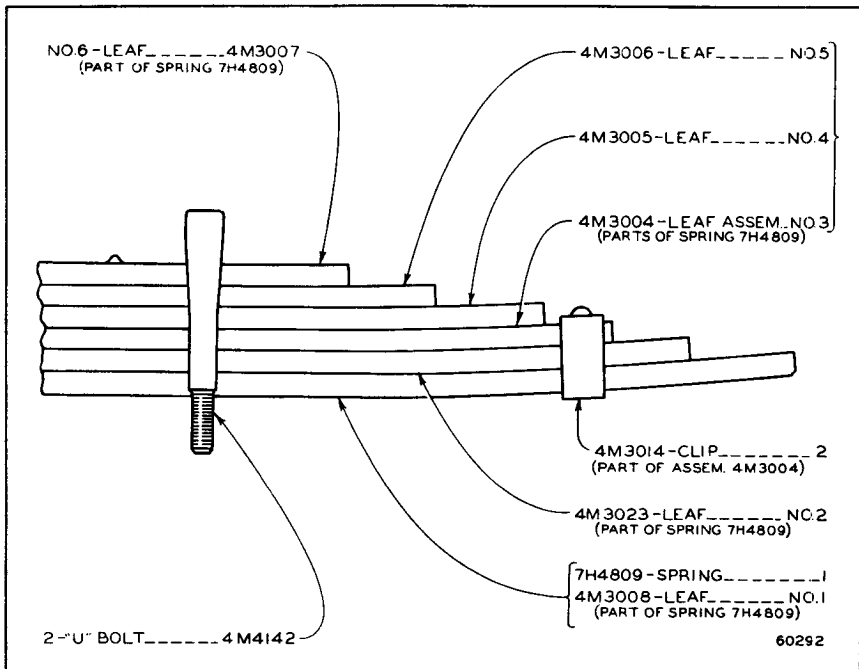


8B2868 TRACK ROLLER DIRT GUARD GROUP  
 Reinforced for extremely rough usage

ALWAYS GIVE SERIAL NUMBER WHEN ORDERING PARTS



STREET PLATES



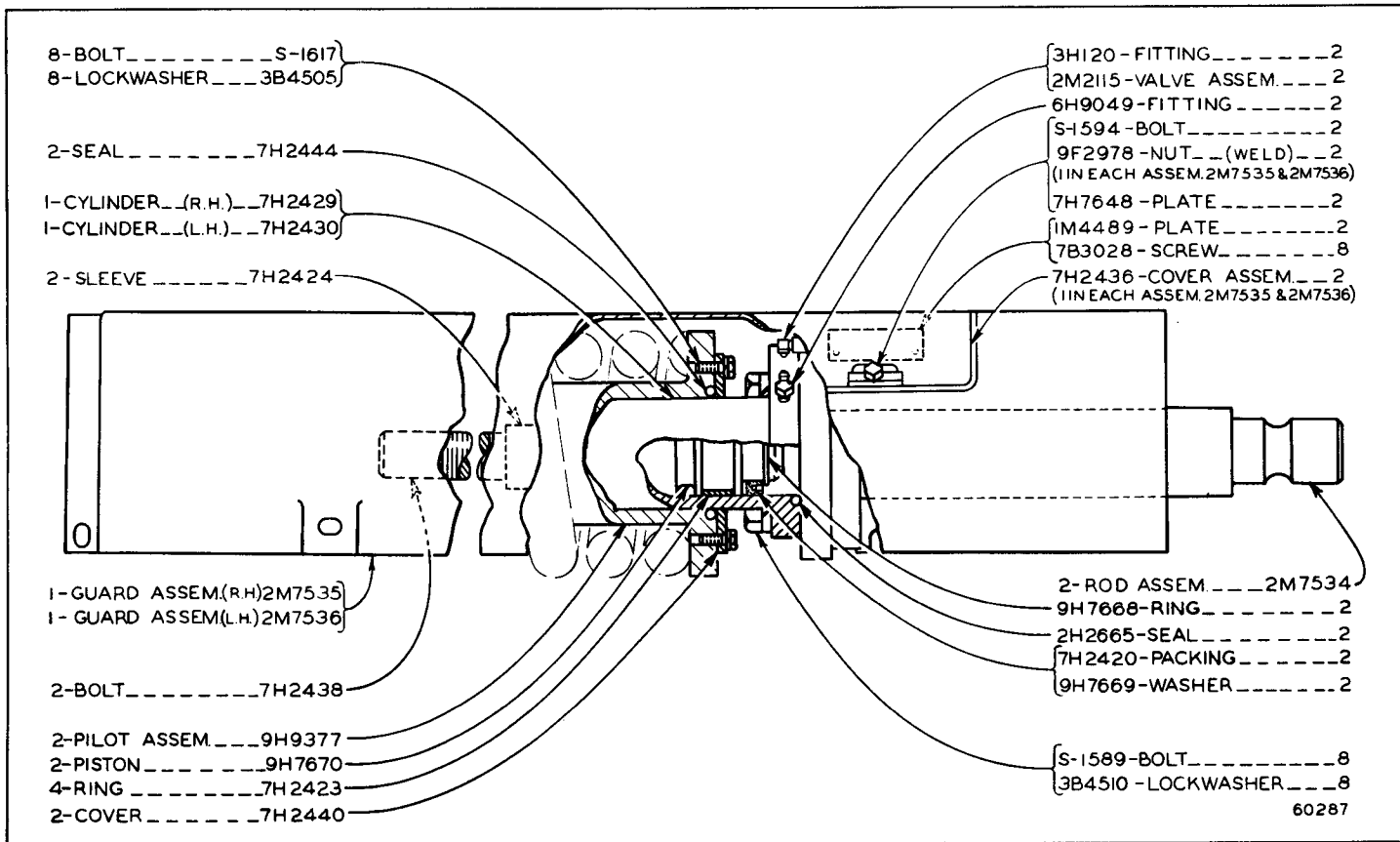
4M1147 EQUALIZER SPRING GROUP

ONLY "CATERPILLAR" PARTS GIVE "CATERPILLAR" PERFORMANCE

ALWAYS GIVE SERIAL NUMBER WHEN ORDERING PARTS

134

"CATERPILLAR" D6 TRACTOR

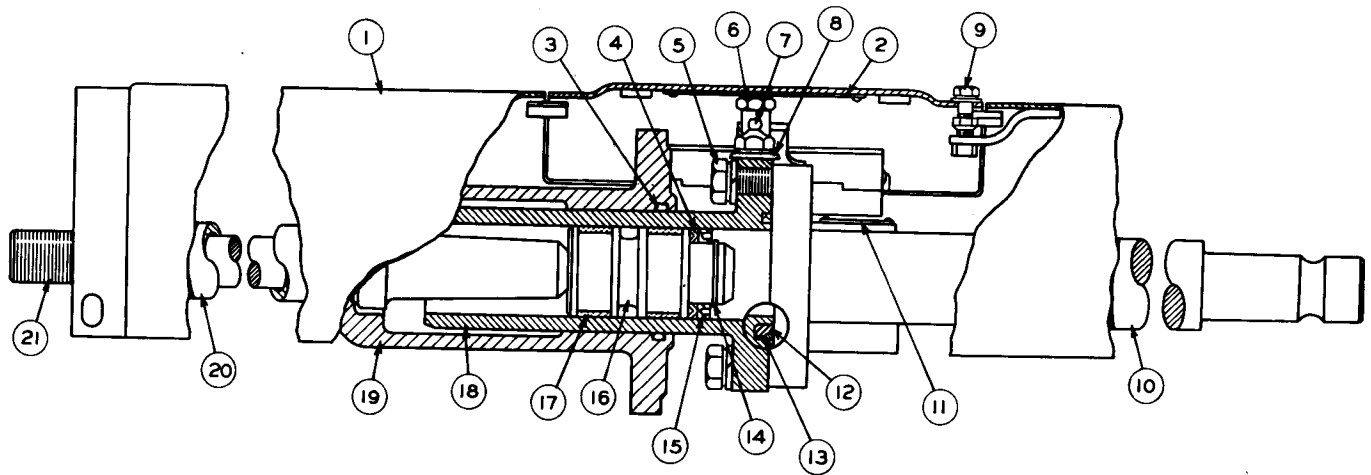


2M7539 HYDRAULIC TRACK ADJUSTING GROUP

D6 TRACTOR - Form 35/64 - BETWEEN PAGES 134 & 135

PRINTED IN U.S.A.

PARTS BOOK INSERT



REF NO	PART NUMBER	DESCRIPTION	QTY
1	2S8277	GUARD GROUP----(Right Hand)----	1
	2S8278	GUARD GROUP----(Left Hand)----	1
2	1S5242	PLATE-----	2
	7B3028	SCREW-----	8
		(1/2 each in 2S8277 and 2S8278 Guard Group)	
3	7H2444	SEAL-----	2
4	9H7669	WASHER-----	2
5	S-1589	BOLT-----	8
	3B4510	LOCKWASHER-----	8

REF NO	PART NUMBER	DESCRIPTION	QTY
6	2S5926	VALVE-----	2
7	2S5925	VALVE-----	2
8	5M6708	WASHER-----	4
	3B1915	BOLT-----	2
9	2D5322	NUT-----	2
	4B4278	WASHER-----	2
	3S311	ROD GROUP-----	2
11	2S5927	PLATE-----	2
	7B3028	SCREW-----	8
		(1/2 each in 3S311 Rod Group)	

REF NO	PART NUMBER	DESCRIPTION	QTY
12	4M7022	RING-----	2
13	4M7021	SEAL-----	2
14	9H7668	RING-----	2
15	2S5866	PACKING-----	2
16	9H7670	PISTON-----	2
17	7H2423	RING-----	4
18	8M6676	CYLINDER-----	2
19	1S6422	PILOT ASSEM.-----	2
20	7H2424	SLEEVE-----	2
21	7H2438	BOLT-----	2

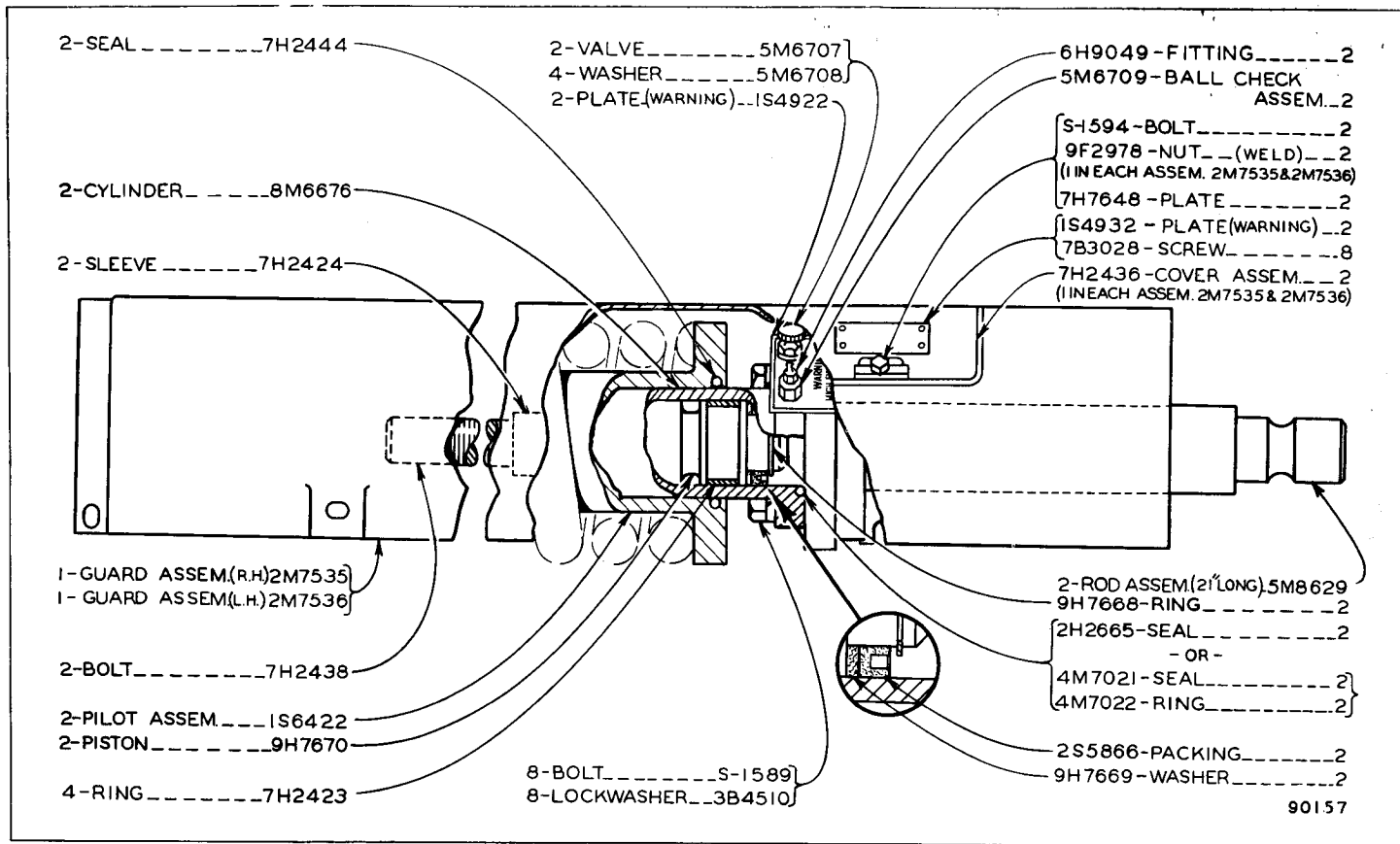
QUANTITIES SHOWN ARE THOSE REQUIRED FOR BOTH R. H. AND L. H. SIDE

2M7539 HYDRAULIC TRACK ADJUSTING GROUP—Fourth Type

95525

FORM UE80007-9


D6 TRACTOR - 60 INCH GAUGE - FORM 33764 - INSERT BETWEEN PAGES 134 & 135



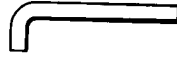
2M7539 HYDRAULIC TRACK ADJUSTING GROUP—Fourth Type

Note: Quantities shown are those required for both R.H. and L.H. sides

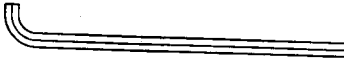
D6 TRACTOR—60 INCH GAUGE—FORM 33764—  
INSERT BETWEEN PAGES 134 & 135



2F6274 WRENCH  
(22" LONG)



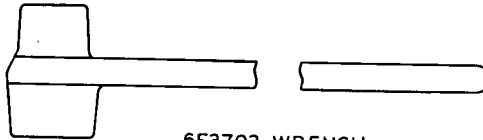
9F2355 WRENCH



8M7165 WRENCH



9B1496 WRENCH



6F3703 WRENCH

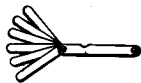
82002

TOOLS

Effective with Serial No. 37A1009

PRINTED IN U.S.A.

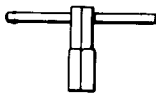
D6 TRACTOR—60 INCH GAUGE—FORM 33764—  
INSERT BETWEEN PAGES 134 & 135



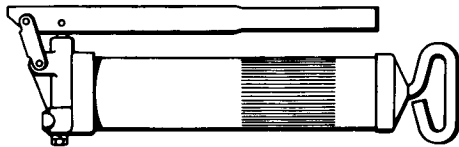
1B9660 GAUGE  
(VALVE CLEARANCE)



542-A PINCH BAR



3B9082 WRENCH  
( $\frac{3}{4}$  &  $\frac{13}{16}$  HEX)



8F9866 GREASE GUN (LEVER)  
(SEE SEPARATE ILLUSTRATION)



- 5B780 WRENCH  $\frac{5}{16}$  &  $\frac{3}{8}$  OPENING
- 5B781 WRENCH  $\frac{7}{16}$  &  $\frac{1}{2}$  OPENING
- 5B782 WRENCH  $\frac{9}{16}$  &  $\frac{5}{8}$  OPENING
- 5B783 WRENCH  $\frac{11}{16}$  &  $\frac{3}{4}$  OPENING
- 5B785 WRENCH  $\frac{15}{16}$  &  $1$ " OPENING
- 5B786 WRENCH  $1\frac{1}{16}$  &  $1\frac{1}{8}$  OPENING

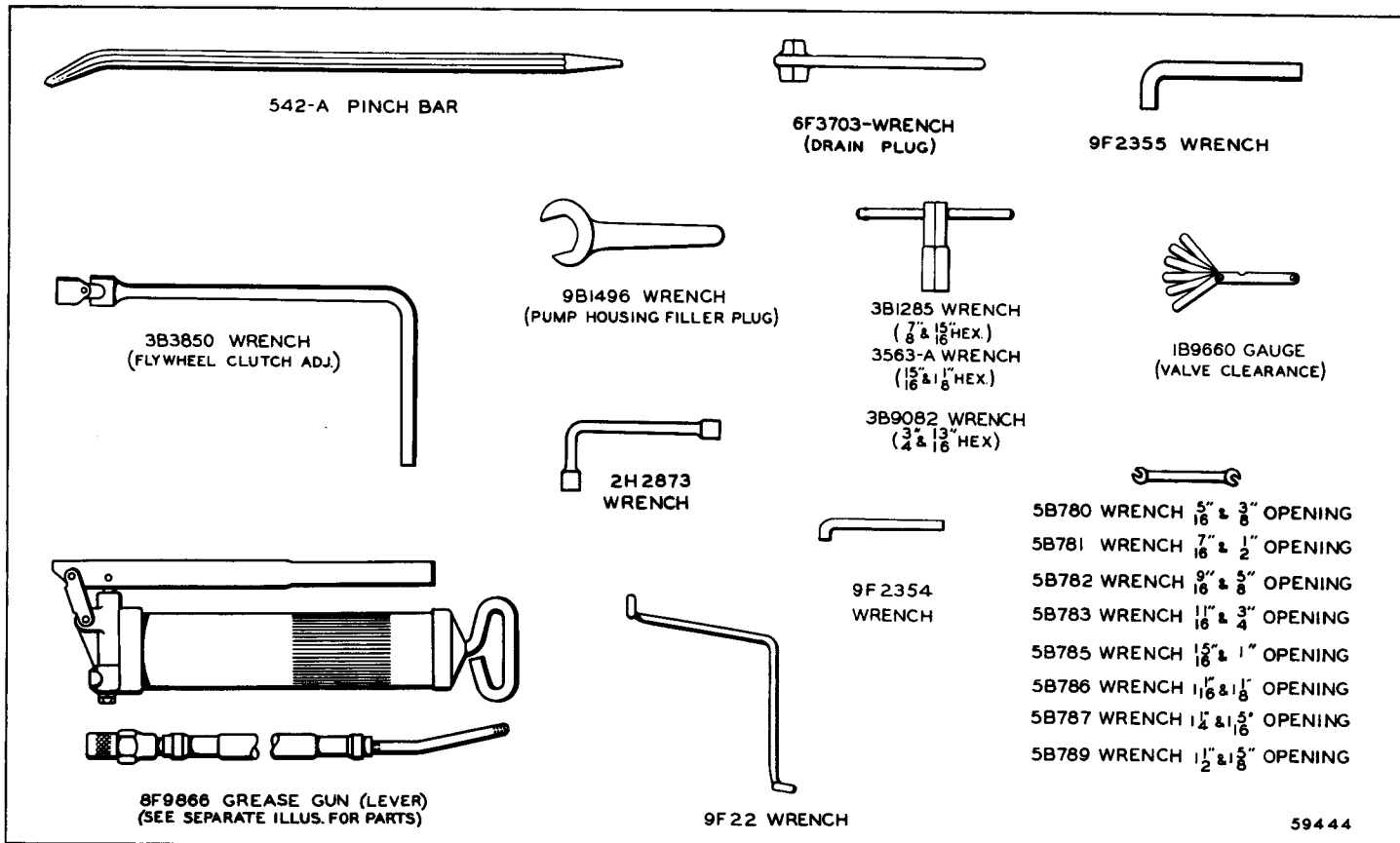
82003

**8M9853 TOOL GROUP**

8F9866 Grease Gun parts are shown on Page 136  
AN ATTACHMENT

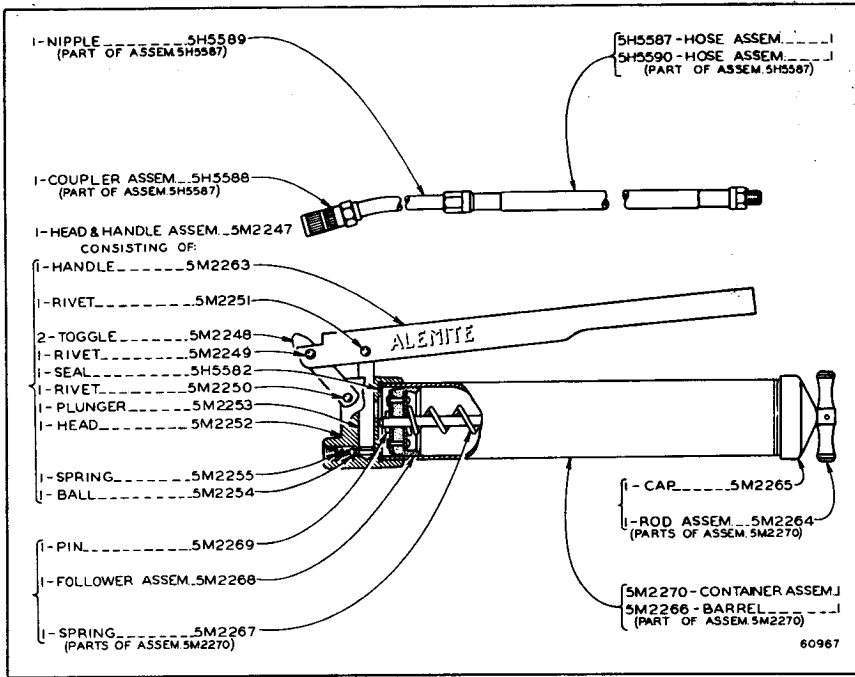
PRINTED IN U.S.A.



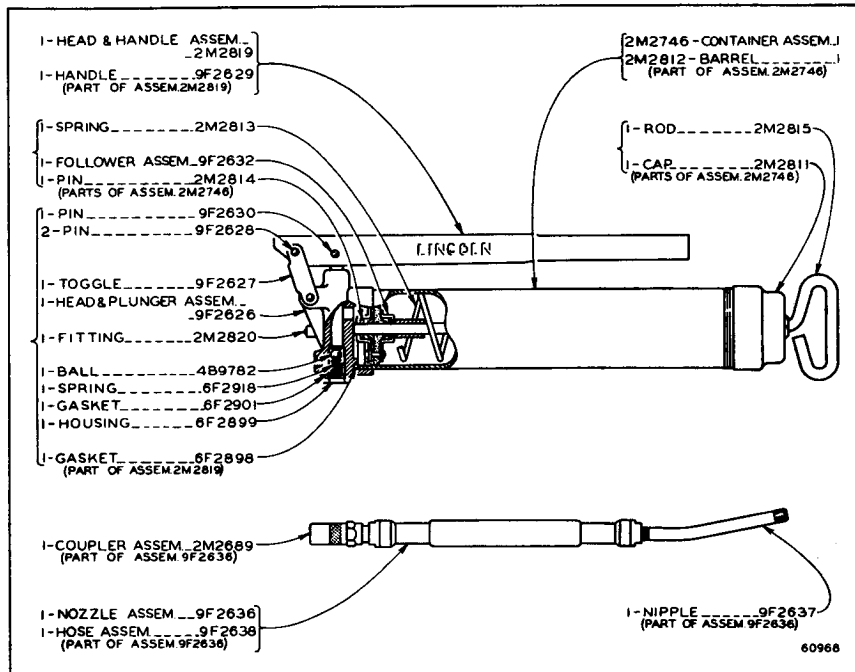


4M9537 TOOL GROUP

8F9866 Grease Gun parts are shown on Page 136



8F9866 GREASE GUN—First Type  
Part of 4M9537 Tool Group shown on Page 135



8F9866 GREASE GUN—Second Type  
Part of 4M9537 Tool Group shown on Page 135

ALWAYS GIVE SERIAL NUMBER WHEN ORDERING PARTS

Quantity Used	Part Number	Description
2	1H1072	Plate—Tractor Serial Number On transmission case and on side of cylinder block
4	4B4159	Drive Screw—Serial Number Plate
1	5M254	Plate—Lubrication Instructions On top of dash
6	4B4158	Drive Screw—Lubrication Plate
1	1H3038	Transfer—Safety First On back of dash
1	1H6517	Transfer—Filter Instructions On oil filter cover
4	5H9852	Transfer—Caterpillar Each side of battery box, on radiator guard and back of fuel tank
2	5H9854	Transfer—Caterpillar Each side of radiator guard
1	5H9856	Transfer—Mfg's. Address On back of fuel tank
1	6H6001	Transfer—Safety On dash
3	6H9581	Transfer—D6 Each side of radiator guard and back of fuel tank
1	1M4867	Transfer—Series B On back of fuel tank
1	4M8407	Transfer—Fuel Oil Capacity Left of fuel tank filler neck

## NAME PLATES AND TRANSFERS

ONLY "CATERPILLAR" PARTS GIVE "CATERPILLAR" PERFORMANCE

MEMORANDA

---

ALWAYS GIVE SERIAL NUMBER WHEN ORDERING PARTS