

FORM UE070104

# **PARTS BOOK**

# **CATERPILLAR D5 TRACTOR**

**DIRECT DRIVE**

SERIAL NUMBERS

**93J1 - UP**

**94J1 - UP**

# QUICK REFERENCE CHARTS

USE THESE CHARTS TO RECORD FREQUENTLY USED MAINTENANCE INFORMATION

MACHINE SERIAL NO.	
EQUIPMENT NO.	

## FREQUENTLY REPLACED ITEMS

PART NO.	PART NAME

## FLUIDS & LUBRICANTS

WHERE USED	TYPE	AMOUNT

## OTHER MAINTENANCE ITEMS


# D5 TRACTOR

## DIRECT DRIVE

### SERIAL NUMBERS

**93J1—UP**

**94J1—UP**

REVISION PUBLISHED JANUARY 1972

## I N D E X

### Diesel Engine (Page 9)

Name	Page	Name	Page
Accessory Drive	27	Glow Plug and Wiring	17
Air Cleaner	15	Governor	30
Battery and Wiring	44	Guard—Radiator	9
Breather	37	Manifold	16
Camshaft	26	Muffler	17
Connecting Rod	25	Oil Pan	21D
Control—Governor	28	Piston	25
Crankshaft	23	Pump and Filter—Fuel	
Crankshaft Bearings	24	Transfer	34A
Cylinder Block and Covers	20	Pump—Fuel Priming	32
Cylinder Head	18	Pump—Oil	37
Drive and Support—Fan	12	Pump—Water	14
Fan—Suction	12	Radiator	10
Filter—Fuel	34	Service Indicator—Air Filter	15
Filter and Lines—Oil	38	Service Meter	32
Filter—Primary Fuel	27	Specifications	136
Flywheel	25	Starting Motor	41
Fuel Lines	30B	Tools	127
Fuel Pump Housing	29	Torque Spring—Governor	29
Fuel Valves and Lines	36	Transfers	129
Fumes Disposal	37	Valve Mechanism	18
Gasket Kits	24	Water Lines	13
Gauges—Engine	26	Water Pressure Gauge	25B
Generator	39		

## Clutch, Transmission and Chassis (Page 49)

Name	Page	Name	Page
Battery Box .....	86	Guard—Track Roller Frame .....	81
Brakes .....	68	Hood and Dash .....	84
Case and Covers—Bevel Gear .....	74	Idler—Front .....	76
Clutch—Flywheel .....	52	Lubrication System—Steering Clutch .....	58
Clutch—Steering .....	66	Lubrication System— Transmission .....	58
Control—Flywheel Clutch .....	50	Power Train .....	49
Control—Gear Shift .....	50	Roller—Track .....	82
Control—Steering Clutch Hydraulic .....	64	Roller—Track Carrier .....	81
Drawbar—Fixed .....	87	Seat Cushions .....	86
Fenders .....	88	Spring—Equalizer .....	77
Final Drive .....	70	Track .....	83
Frame—Track Roller .....	79	Transmission .....	56
Fuel Tank .....	87		

## Attachments (Page 90)

Bonnett .....	107B	Hinges—Radiator Guard .....	106
Bumper .....	105	Hook—Front Pull .....	98
Canopy .....	111	Idler—Front .....	124
Control—Decelerator .....	120	Lighting System .....	95
Drawbar—Swinging .....	114	Mounting ROPS .....	110A
Equalizer Spring .....	105	Panel Protection—Instrument ..	112
Extension—Air Cleaner Inlet ...	109	Plate—Hinged Heavy Duty .....	106
Fan—Blower and Guard .....	107	Precleaner .....	108
Fan and Guard—Reversible Blade .....	107	Prescreener .....	108
Frame—Track Roller .....	121	Protection Cover .....	112
Grid—Radiator Core Protection .....	104B	Seat—Adjustable .....	110
Guard—Brush .....	103	Starting—Electric .....	90
Guard—Crankcase .....	99	Tools .....	127
Guard—Track Roller .....	123	Track .....	126
Heater—Jacket Water .....	107B	Track Adjusting—Hydraulic .....	125
		Transmission .....	115

## INDEX ALPHABÉTIQUE

### Moteur diesel (Page 9)

Désignation	Page	Désignation	Page
Arbre à cames .....	26	Bielles .....	25
Aspirateur de vapeurs d'huile .....	37	Bloc-cylindres .....	20
Batterie et câblage .....	44	Bougies de départ et câblage .....	17

Désignation	Page	Désignation	Page
Butée élastique de course de crémaillère .....	29	Pistons .....	25
Canalisations de carburant .....	31	Pompe à eau .....	14
Caractéristiques .....	136	Pompe à huile de graissage .....	37
Collecteurs .....	16	Pompe d'alimentation et filtre de carburant .....	34
Compteur d'entretien .....	32	Pompe d'amorçage .....	32
Coussinets de vilebrequin .....	24	Pompe d'injection .....	29
Culasse .....	18	Pot d'échappement .....	17
Démarrreur .....	41	Préfiltre à carburant .....	27
Dynamo .....	39	Protège-radiateur .....	9
Entraînements secondaires .....	27	Radiateur .....	10
Filtre à air .....	15	Régulateur .....	29
Filtre à carburant diesel .....	34	Régulateur (timonerie) .....	28
Filtre à huile de graissage et canalisations .....	38	Reniflard .....	37
Indicateur de colmatage du filtre à air .....	15	Soupapes et train de commande ..	18
Injecteurs et tuyauterie .....	36	Tuyauterie d'eau .....	13
Instructions sur décalcomanies .....	129	Ventilateur aspirant .....	12
Instruments de contrôle (moteur) ..	26	Ventilateur (entraînement et support) .....	12
Jeux de joints .....	24	Vilebrequin .....	23
Outils .....	127	Volant .....	25

## Bâti et organes de transmission

(Page 49)

Barre d'attelage (non oscillante) ..	87	Embrayages de direction (commande du servo) .....	64
Bâti arrière .....	74	Freins .....	68
Boîte de vitesses .....	56	Galets inférieurs .....	82
Boîte de vitesses (commande) .....	50	Galets supérieurs .....	81
Boîte de vitesses (graissage) .....	58	Garde-boue .....	88
Capot et tablier .....	84	Mécanisme de transmission .....	49
Chaînes de roulement .....	83	Réducteurs latéraux .....	70
Châssis porteurs .....	79	Réservoir de carburant diesel .....	87
Châssis porteurs (tôlerie de protection) .....	81	Ressort transversal de suspension ..	77
Coffre à batterie .....	86	Roues avant .....	76
Embrayage principal .....	52	Servo des embrayages de direction (canalisations) .....	58
Embrayage principal (commande) ..	50	Siège (coussins) .....	86
Embrayages de direction .....	66		

## Accessoires

(Page 90)

Barre d'attelage oscillante .....	114	Chaînes de roulement (tendeur hydraulique) .....	125
Boîte de vitesses .....	115	Charnières (protège-radiateur) .....	106
Chaînes de roulement .....	126		

Désignation	Page
Châssis porteurs	121
Couvercle de protection	112
Crochet AV	98
Décélérateur (commande)	120
Démarrage électrique	90
Eclairage électrique	95
Filtre à air (rallonge de prise d'air)	109
Grille de radiateur (à charnières)	106
Grille (protection de tableau de bord)	112
Grille (protection du faisceau de radiateur)	105
Outils	127

Désignation	Page
Pare-chocs	105
Préfiltre	108
Protège-carter moteur	99
Protège-galets	123
Roues AV	124
Siège (réglable)	110
Tamis de préfiltre	108
Toit	111
Tôle pare-broussailles	103
Ventilateur à pales réversibles et grille de protection	107
Ventilateur soufflant et grille de protection	107

# INDICE

## Motor Diesel

(Página 9)

Nombre	Página
Arbol de levas	26
Batería y alambrado	44
Bielas	25
Bloque del motor y tapas	20
Bomba de cebado del combustible	32
Bomba de transferencia del combustible y filtro	34
Bomba del aceite	37
Bomba del agua	14
Bujías incandescentes y alambrado	17
Caja de las bombas del combustible	29
Cajas con empaquetaduras	24
Calcomanías	129
Cigüeñal	23
Cojinetes de bancada	24
Control del regulador	28
Culata	18

Nombre	Página
Especificaciones	136
Filtro de aire	15
Filtro del combustible	34
Filtro primario del combustible	27
Filtro y tuberías del aceite	38
Generador	39
Herramientas	127
Indicador de servicio—Filtro de aire	15
Instrumentos del motor	26
Inyectores y tuberías	36
Mando de accesorios	27
Mando y soporte del ventilador	12
Mecanismo de las válvulas	18
Medidor de servicio	32
Motor de arranque	41
Múltiple	16
Pistones	25
Protección del radiador	9
Radiador	10
Regulador	29

Nombre	Página	Nombre	Página
Resorte auxiliar para sobrecargas—Regulador	29	Tuberías del agua	13
Respiradero	37	Tuberías del combustible	31
Silenciador	17	Ventilador de succión	12
		Volante	25

## Embrague, Transmisión y Chasis

(Página 49)

Barra de tiro fija	87	Protección del bastidor de los rodillos	81
Bastidor de los rodillos	79	Rodillos inferiores	82
Caja de la batería	86	Rodillos superiores	81
Caja de la corona y tapas	74	Resorte compensador	77
Capota y tablero	84	Rueda guía	76
Carril	83	Sistema de lubricación de embragues de dirección	58
Cojines del asiento	86	Sistema de lubricación de la transmisión	58
Control de cambios	50	Tanque del combustible	87
Control del embrague principal	50	Tapabarros	88
Control hidráulico de los embragues de dirección	64	Tren de potencia	49
Embrague principal	52	Transmisión	56
Embragues de dirección	66		
Frenos	68		
Mandos finales	70		

## Accesorios

(Página 90)

Ajuste hidráulico de los carriles	125	Plancha engoznada para trabajo pesado	106
Antefiltro	108	Protección contra maleza	103
Antefiltro especial	108	Protección de los rodillos	123
Arranque eléctrico	90	Protección del cárter	99
Asiento ajustable	110	Protección del tablero de instrumentos	112
Barra de tiro giratoria	114	Reja—Protección del radiador	105
Bastidor de los rodillos	121	Rueda guía	124
Carril	126	Sistema de luces	95
Control decelerador	120	Tapa protectora	112
Charnelas—Protección del radiador	106	Toldo	111
Extensión de la admisión del filtro de aire	109	Transmisión	115
Gancho delantero	98	Ventilador de paletas reversibles y protección	107
Herramientas	127	Ventilador insuflador y protección	107
Parachoques	105		

# ÍNDICE

## Motor diesel (Página 9)

Designação	Página	Designação	Página
Árvore de comando das válvulas	26	Filtro principal do combustível	34
Árvore de manivelas (virabrequim)	23	Gerador	39
Bateria e fios	44	Indicador de limpeza do purificador de ar	15
Biela	25	Instrumentos do motor	26
Bloco de motor e tampas	20	Jogos de juntas	24
Bomba d'água	14	Mancais principais do motor	24
Bomba de óleo	37	Marcador de horas de serviço	32
Bomba de purgação do combustível	32	Mecanismo das válvulas	18
Bomba de transferência do combustível e filtro	34	Mola de controle do torque	29
Cabeçote	18	Motor de arranque	41
Caixa das bombas injetoras	29	Pistão	25
Coletor	16	Protetor do radiador	9
Comando de acessórios	27	Purificador de ar	15
Comando do ventilador e suporte	12	Radiador	10
Controle do regulador de velocidade (acelerador)	28	Regulador de velocidade	29
Decalcomanias	129	Respiro	37
Especificações	136	Silenciador	17
Ferramentas	127	Tubos d'água	13
Filtro de óleo e tubulações	38	Tubulações do combustível	31
Filtro primário do combustível	27	Válvulas injetoras e tubos	36
		Velas de aquecimento e fios	17
		Ventilação do cárter	37
		Ventilador de sucção	12
		Volante do motor	25

## Sistema de transmissão e chassi (Página 49)

Almofadas do assento	86	Esteira	83
Armação dos rolêtes de esteira	79	Freios	68
Barra de tração fixa	87	Mola de suspensão	77
Caixa da coroa e tampas	74	Paralamas	88
Caixa das baterias	86	Protetor dos rolêtes inferiores	81
Caixa de mudanças	56	Roda-guia	76
Capô e painel	84	Rolête inferior	82
Comando final	70	Rolête superior	81
Comando hidráulico das embreagens de direção	64	Sistema de lubrificação das embreagens de direção	58
Controle da embreagem principal	50	Sistema de lubrificação do sistema de marchas	58
Controle das marchas	50	Sistema de transmissão	49
Embreagem de direção	66	Tanque de combustível	87
Embreagem do motor	52		



## Acessórios (Página 90)

Designação	Página	Designação	Página
Armação dos rolêtes de esteira . . .	121	Guarda-mato . . . . .	103
Banco ajustável . . . . .	110	Parachoque . . . . .	105
Barra de tração oscilável . . . . .	114	Partida elétrica . . . . .	90
Caixa de mudanças . . . . .	115	Pré-purificador . . . . .	108
Decelerador . . . . .	120	Pré-purificador com tela . . . . .	108
Dobradiças para a grade do radiador . . . . .	106	Protetor do cárter . . . . .	99
Esteira . . . . .	126	Protetor dos rolêtes inferiores . . . . .	123
Extensão da tomada de ar . . . . .	109	Roda-guia das esteiras . . . . .	124
Ferramentas . . . . .	127	Sistema de iluminação . . . . .	95
Gancho dianteiro . . . . .	98	Tampa de bocal com trava . . . . .	112
Grade articulada do radiador, para serviços pesados . . . . .	106	Tampa do painel de instrumentos . . . . .	112
Grade de proteção do radiador contra erosão . . . . .	105	Tensor hidráulico das esteiras . . . . .	125
		Tôlido . . . . .	111

# INHALTSVERZEICHNIS

## Dieselmotor (Seite 9)

Bezeichnung	Seite	Bezeichnung	Seite
Abziehbilder . . . . .	129	Kühlerschutz . . . . .	9
Auspuffdämpfer . . . . .	17	Kurbelläger . . . . .	24
Batterie und Verkabelung . . . . .	44	Kurbelwelle . . . . .	23
Dichtungssätze . . . . .	24	Lichtmaschine . . . . .	39
Einspritzpumpengehäuse . . . . .	29	Luftfilterwartungsanzeige . . . . .	15
Einspritzventile und Leitungen . . . . .	36	Luftreiniger . . . . .	15
Entlüfter . . . . .	37	Motorarmaturen . . . . .	26
Entdunster . . . . .	37	Motorblock und Deckel . . . . .	20
Gasgestänge . . . . .	28	Nockenwelle . . . . .	26
Glühkerze und Verdrahtung . . . . .	17	Pleuel . . . . .	25
Kolben . . . . .	25	Primärkraftstofffilter . . . . .	27
Kraftstoffentlüftungspumpe . . . . .	32	Regler . . . . .	29
Kraftstofffilter . . . . .	34	Reglerdrehmomentfeder . . . . .	29
Kraftstoffförderpumpe und Filter . . . . .	34	Saugventilator . . . . .	12
Kraftstoffleitungen . . . . .	31	Schmierfilter und Leitungen . . . . .	38
Krümmern . . . . .	16	Schmierpumpe . . . . .	37
Kühlernetz . . . . .	10		

Bezeichnung	Seite	Bezeichnung	Seite
Schwungscheibe .....	25	Ventilsteuerung .....	18
Startermotor .....	41	Wartungsmesser .....	32
Steuerantrieb .....	27	Wasserleitungen .....	13
Technische Daten .....	136	Wasserpumpe .....	14
Ventilatorantrieb und Aufhängung .....	12	Werkzeuge .....	127
		Zylinderkopf .....	18

## Kuplung, Getriebe und Laufwerk

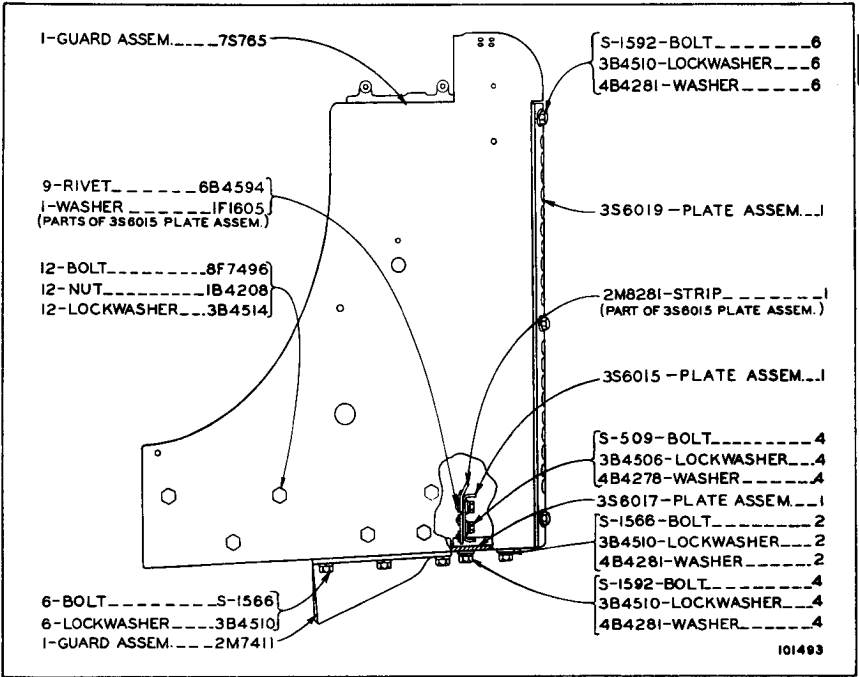
(Seite 49)

Ausgleichfeder .....	77	Leitrad .....	76
Batteriekasten .....	86	Lenkkupplung .....	66
Bremsen .....	68	Lenkkupplungshydraulikgestänge .....	64
Getriebe .....	56	Lenkkupplungsschmiersystem .....	58
Getriebeschmiersystem .....	58	Motorhaube und Armaturenbrett .....	84
Hauptkupplung .....	52	Schaltgestänge .....	50
Hauptkupplungsgestänge .....	50	Schutzbleche .....	88
Kraftstofftank .....	87	Seitenantriebe .....	70
Kraftübertragung .....	49	Sitzpolster .....	86
Laufkette .....	83	Stützrolle .....	81
Laufrolle .....	82	Tellerradgehäuse und Deckel .....	74
Laufwerksrahmen .....	79	Zugbalken, starr .....	87
Laufwerksrahmenschutz .....	81		

## Zubehör

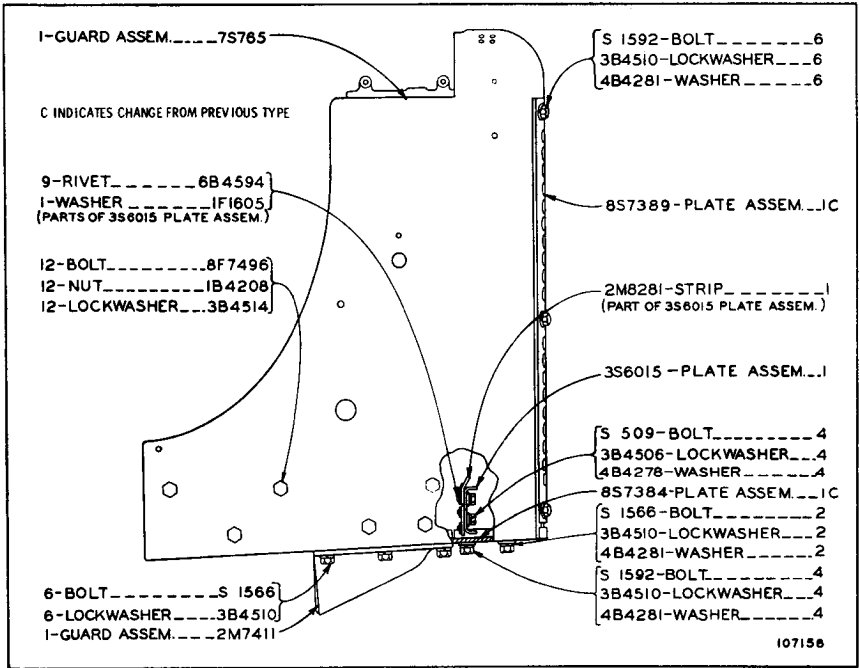
(Seite 90)

Anlasser, elektrisch .....	90	Luftreinigereinlassverlängerung .....	109
Beleuchtungsanlage .....	95	Motorseitenverkleidung .....	103
Blasventilator und Schutz .....	107	Schutzgitter für Kühlnetz .....	105
Fahrersitz, einstellbar .....	110	Schutzverkleidung .....	112
Frontzughaken .....	98	Schwerer Kühlerschutz mit Scharnieren .....	106
Gasreduzierpedal .....	120	Stosstange .....	105
Getriebe .....	115	Umkehrbarer Ventilator und Schutz .....	107
Instrumentenbrettabdecke .....	112	Vorabscheider .....	108
Kettenspanner, hydr. ....	125	Vorreiniger .....	108
Kühlerschutz mit Scharnieren .....	106	Werkzeuge .....	127
Kurbelgehäuseschutz .....	99	Wetterdach .....	111
Laufkette .....	126	Zugbalken, starr .....	114
Laufwerksrahmen .....	121		
Laufwerksrahmenschutz .....	123		
Leitrad .....	124		



RADIATOR GUARD (7S766 N/S)

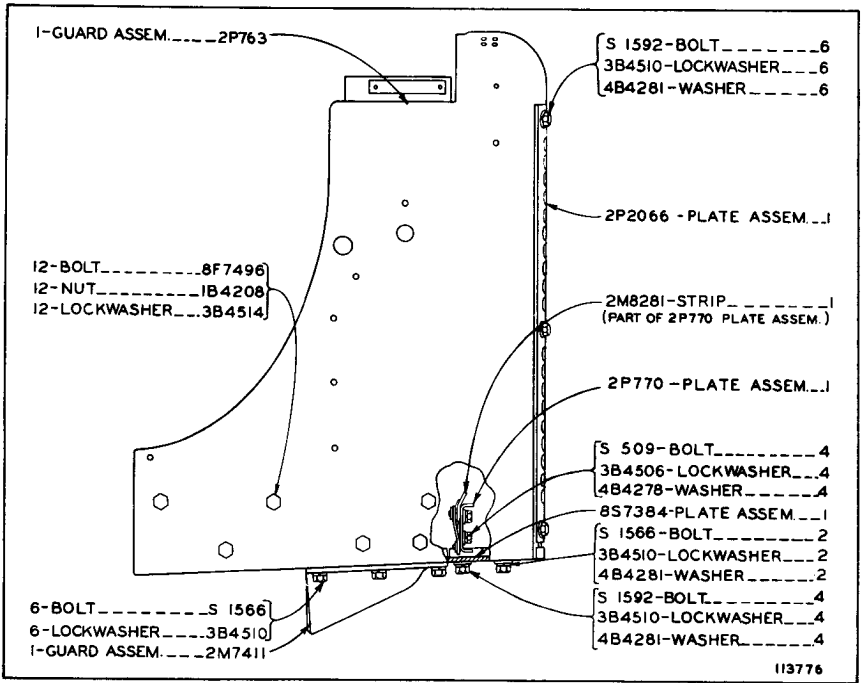
Serial No. 93J1 to 93J369 inclusive and 94J1 to 94J656 inclusive  
Refer also to Pages 105 & 106 for special parts



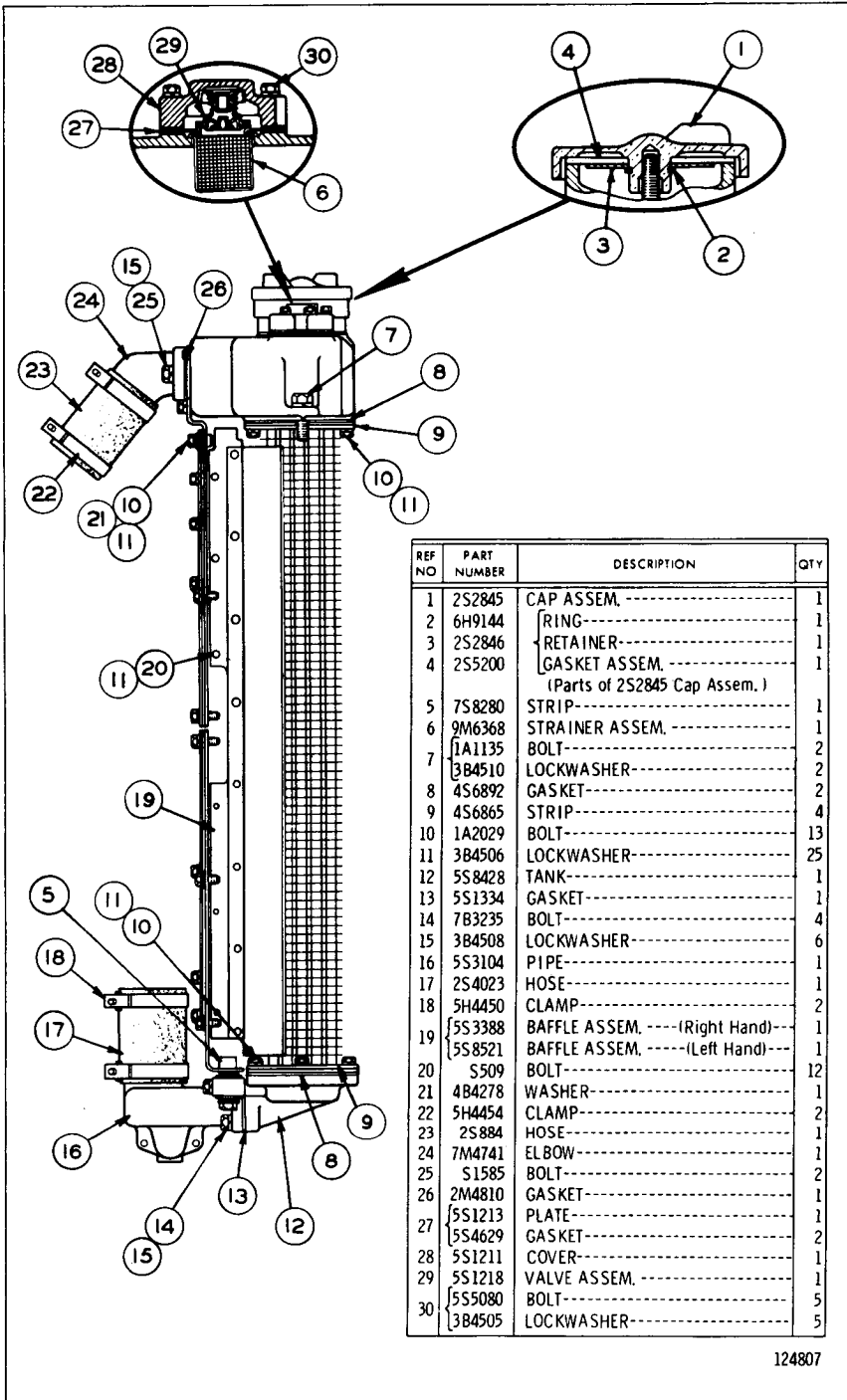
RADIATOR GUARD (7S766 N/S)

Serial No. 93J370 to 93J653 inclusive & 94J657 to 94J1617 inclusive  
Refer also to Pages 105 and 106 for special parts

ONLY "CATERPILLAR" PARTS GIVE "CATERPILLAR" PERFORMANCE



RADIATOR GUARD (2P762 N/S)  
Serial No. 93J654—Up and 94J1618—Up  
Refer also to Pages 105 and 106 for special parts



124807

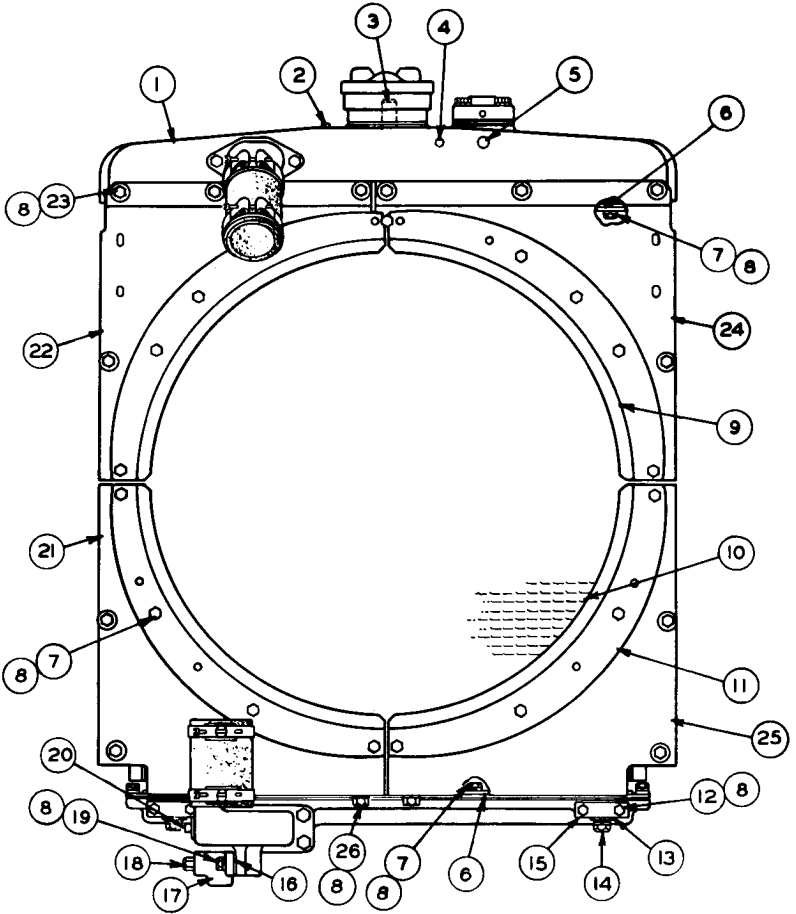
**RADIATOR—Side View**

Serial No. 93J1 to 93J362 inclusive & 94J1 to 94J613 inclusive

Note: 6F6041 Rust Inhibitor is available

Refer also to Page 112 for special parts

**ALWAYS GIVE SERIAL NUMBER WHEN ORDERING PARTS**



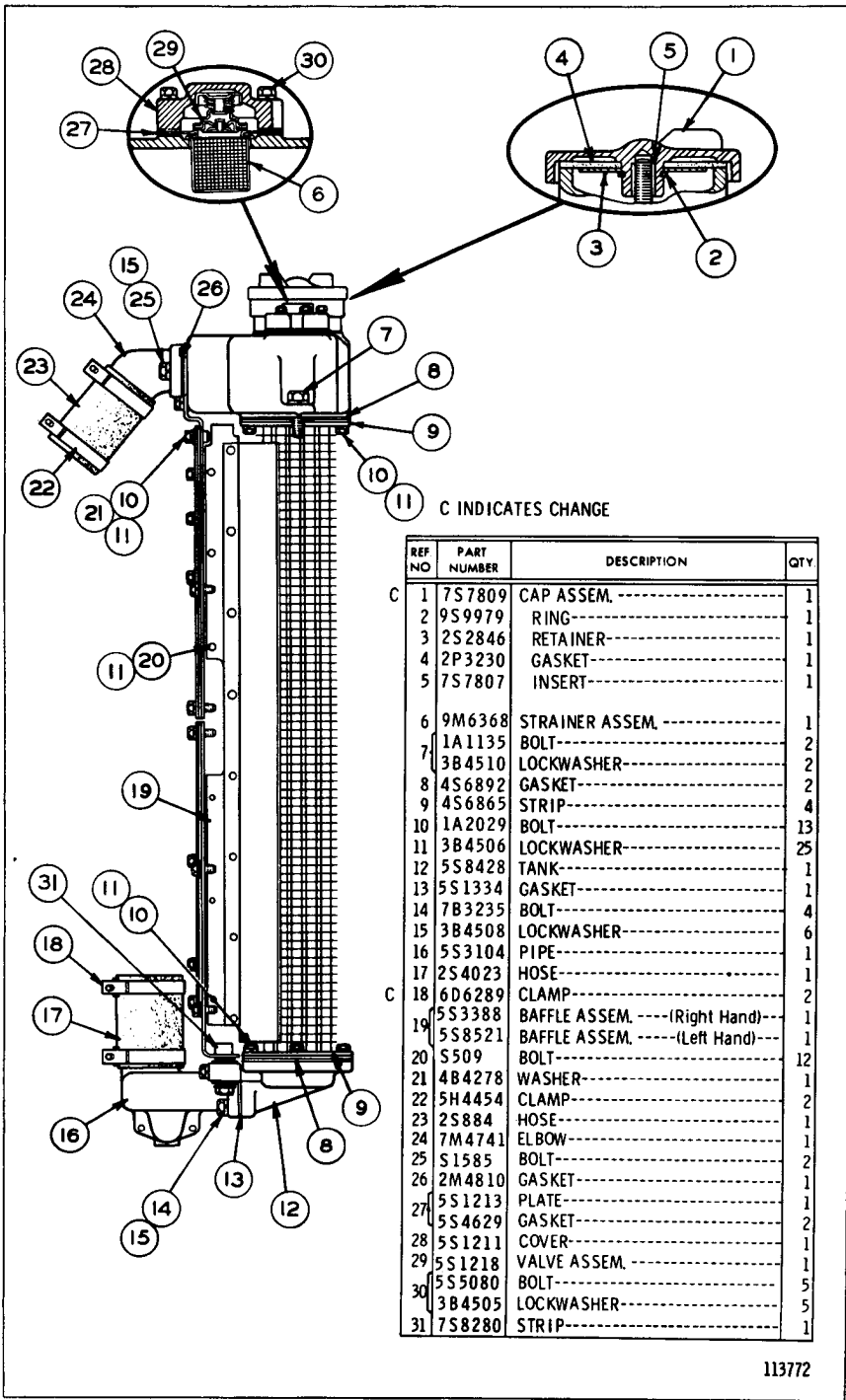
REF NO	PART NUMBER	DESCRIPTION	QTY
1	4S6887	TANK ASSEM.-----	1
2	9F2247	PLUG-----	1
3	15286	STUD-----	1
4	5M6214	PLUG-----	1
		(Parts of 4S6887 Tank Assem.)	
5	2B7558	CORK-----	1
6	4S6903	STRIP-----	4
7	1A2029	BOLT-----	60
8	3B4506	LOCKWASHER-----	80
9	5S8516	BAFFLE-----	4
10	5S8451	CORE ASSEM.-----	1
11	5S8515	STRIP-----	4
12	L2070	BOLT-----	4
13	3H8726	BLOCK-----	2
	9S1366	BOLT-----	2
14	4B4280	WASHER-----	4
	3B4508	LOCKWASHER-----	2
15	9M8867	CLAMP-----	2
16	8H9818	GASKET-----	1

REF NO	PART NUMBER	DESCRIPTION	QTY
17	8H9819	ADAPTER-----	1
18	4B7739	PLUG-----	1
19	S1588	BOLT-----	2
20	2B7457	PLUG-----	1
21	7S8342	SHIELD ASSEM. -(Left Hand-Lower)	1
	9F2978	NUT----- (Weld)	3
		(Part of 7S8342 Shield Assem.)	
22	7S8346	SHIELD ASSEM. -(Left Hand-Upper)	1
	9F2978	NUT----- (Weld)	3
		(Part of 7S8346 Shield Assem.)	
23	L1351	BOLT-----	12
	4B4278	WASHER-----	12
24	7S8345	SHIELD ASSEM. -(Right Hand-Upper)	1
	9F2978	NUT----- (Weld)	4
		(Part of 7S8345 Shield Assem.)	
25	7S8341	SHIELD ASSEM. -(Right Hand-Lower)	1
	9F2978	NUT----- (Weld)	3
		(Part of 7S8341 Shield Assem.)	
26	T102	BOLT-----	2

124808

RADIATOR—Rear View  
 Serial No. 93J1 to 93J362 inclusive & 94J1 to 94J613 inclusive

ONLY "CATERPILLAR" PARTS GIVE "CATERPILLAR" PERFORMANCE



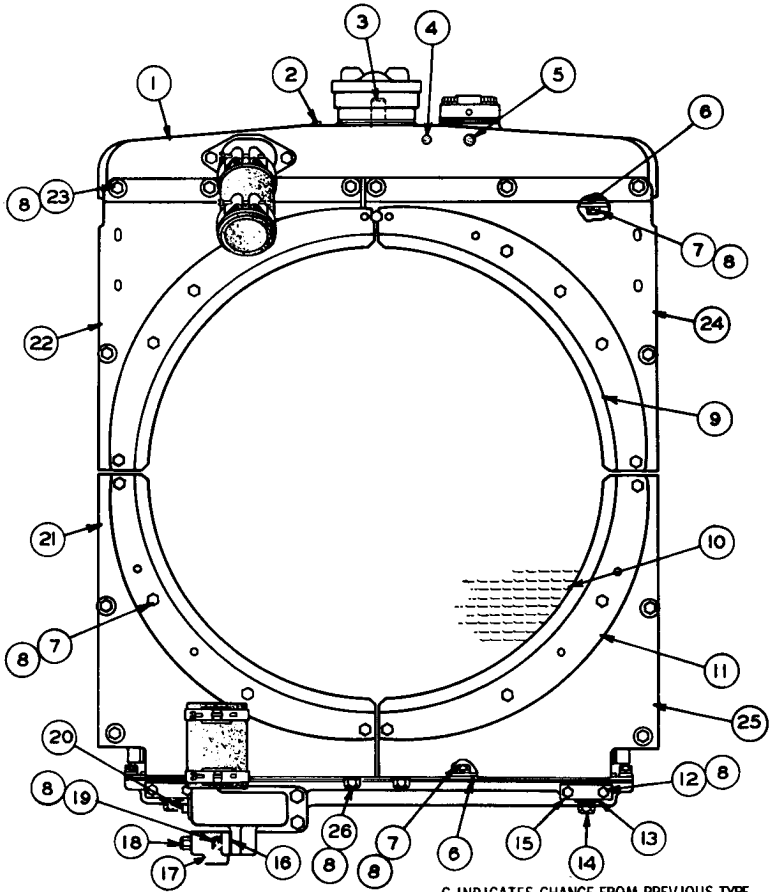
C INDICATES CHANGE

REF NO	PART NUMBER	DESCRIPTION	QTY.
C 1	7S7809	CAP ASSEM. -----	1
2	9S9979	RING-----	1
3	2S2846	RETAINER-----	1
4	2P3230	GASKET-----	1
5	7S7807	INSERT-----	1
6	9M6368	STRAINER ASSEM. -----	1
7	1A1135	BOLT-----	2
	3B4510	LOCKWASHER-----	2
8	4S6892	GASKET-----	2
9	4S6865	STRIP-----	4
10	1A2029	BOLT-----	13
11	3B4506	LOCKWASHER-----	25
12	5S8428	TANK-----	1
13	5S1334	GASKET-----	1
14	7B3235	BOLT-----	4
15	3B4508	LOCKWASHER-----	6
16	5S3104	PIPE-----	1
17	2S4023	HOSE-----	1
C 18	6D6289	CLAMP-----	2
19	5S3388	BAFFLE ASSEM. ----(Right Hand)---	1
	5S8521	BAFFLE ASSEM. ----(Left Hand)---	1
20	5S09	BOLT-----	12
21	4B4278	WASHER-----	1
22	5H4454	CLAMP-----	2
23	2S884	HOSE-----	1
24	7M4741	ELBOW-----	1
25	S1585	BOLT-----	2
26	2M4810	GASKET-----	1
27	5S1213	PLATE-----	1
	5S4629	GASKET-----	2
28	5S1211	COVER-----	1
29	5S1218	VALVE ASSEM.-----	1
30	5S5080	BOLT-----	5
	3B4505	LOCKWASHER-----	5
31	7S8280	STRIP-----	1

113772

RADIATOR (5S3540 N/S)—Side View  
 Serial No. 93J363 to 93J653 inclusive & 94J614 to 94J1617 inclusive  
 Note: 6F6041 Rust Inhibitor is available  
 Refer also to Page 112 for special parts

ALWAYS GIVE SERIAL NUMBER WHEN ORDERING PARTS



C INDICATES CHANGE FROM PREVIOUS TYPE

REF NO.	PART NUMBER	DESCRIPTION	QTY.
C 1	8S8034	TANK ASSEM.-----	1
2	5M6214	PLUG-----	1
3	1S286	STUD (Parts of 8S8034 Tank Assem.)	1
C 4	2B7556	CORK-----	1
5	2B7558	CORK-----	1
6	4S6903	STRIP-----	4
7	1A2029	BOLT-----	60
8	3B4506	LOCKWASHER-----	80
9	5S8516	BAFFLE-----	4
10	5S8451	CORE ASSEM.-----	1
11	5S8515	STRIP-----	4
12	L2070	BOLT-----	4
13	3H8726	BLOCK-----	2
	9S1366	BOLT-----	2
14	4B4280	WASHER-----	4
	3B4508	LOCKWASHER-----	2
15	9M8867	CLAMP-----	2
16	8H9818	GASKET-----	1

REF NO.	PART NUMBER	DESCRIPTION	QTY.
17	8H9819	ADAPTER-----	1
18	4B7739	PLUG-----	1
19	S1588	BOLT-----	2
20	2B7457	PLUG-----	1
21	7S8342	SHIELD ASSEM. -(Left Hand-Lower)-	1
	9F2978	NUT----- (Weld)	3
		(Part of 7S8342 Shield Assem.)	
22	7S8346	SHIELD ASSEM. -(Left Hand-Upper)-	1
	9F2978	NUT----- (Weld)	3
		(Part of 7S8346 Shield Assem.)	
23	L1351	BOLT-----	12
	4B4278	WASHER-----	12
24	7S8345	SHIELD ASSEM. -(Right Hand-Upper)-	1
	9F2978	NUT----- (Weld)	4
		(Part of 7S8345 Shield Assem.)	
25	7S8341	SHIELD ASSEM. -(Right Hand-Lower)-	1
	9F2978	NUT----- (Weld)	3
		(Part of 7S8341 Shield Assem.)	
26	T102	BOLT-----	2

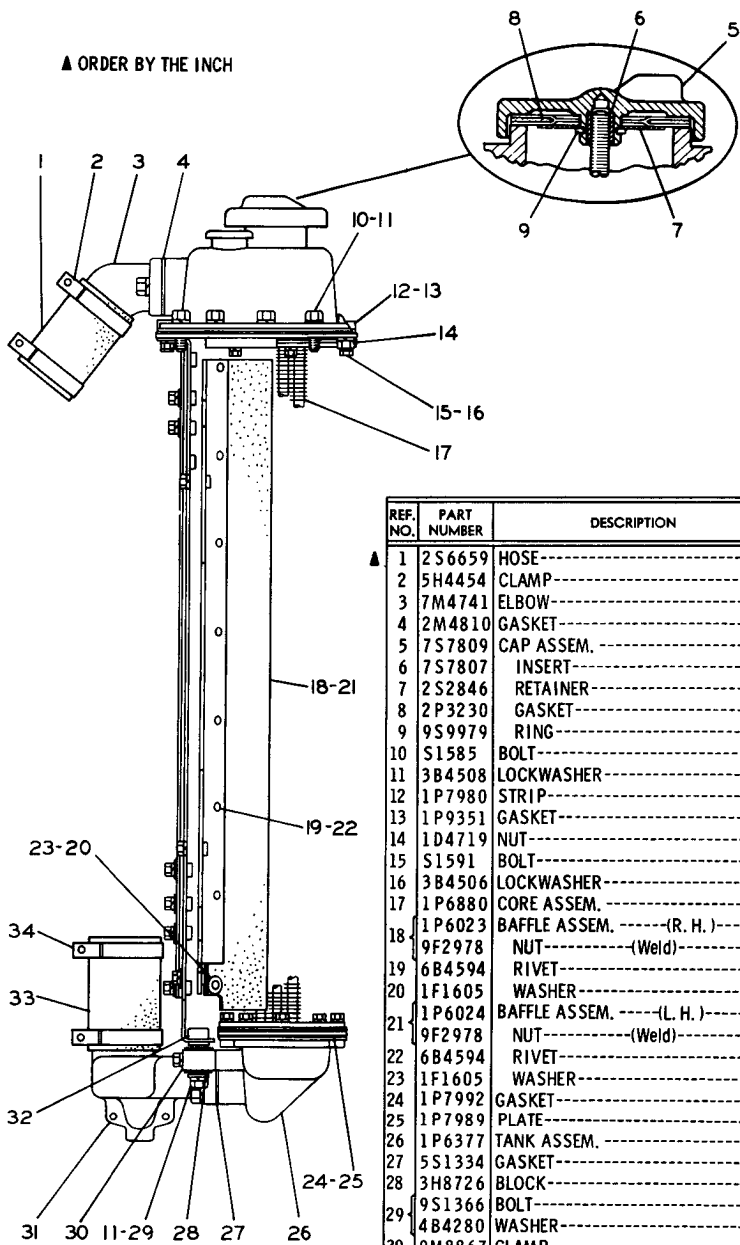
124810

RADIATOR (5S3540 N/S)-Rear View  
Serial No. 93J363 to 93J653 inclusive & 94J614 to 94J1617 inclusive

ONLY "CATERPILLAR" PARTS GIVE "CATERPILLAR" PERFORMANCE



▲ ORDER BY THE INCH



REF. NO.	PART NUMBER	DESCRIPTION	QTY
▲ 1	2S6659	HOSE-----5"	
2	5H4454	CLAMP-----	2
3	7M4741	ELBOW-----	1
4	2M4810	GASKET-----	1
5	7S7809	CAP ASSEM.	1
6	7S7807	INSERT-----	1
7	2S2846	RETAINER-----	1
8	2P3230	GASKET-----	1
9	9S9979	RING-----	1
10	S1585	BOLT-----	10
11	3B4508	LOCKWASHER-----	12
12	1P7980	STRIP-----	1
13	1P9351	GASKET-----	1
14	1D4719	NUT-----	2
15	S1591	BOLT-----	16
16	3B4506	LOCKWASHER-----	16
17	1P6880	CORE ASSEM.	1
18	1P6023	BAFFLE ASSEM.-----(R. H.)----	1
	9F2978	NUT------(Weld)-----	3
19	6B4594	RIVET-----	8
20	1F1605	WASHER-----	1
21	1P6024	BAFFLE ASSEM.-----(L. H.)----	1
22	9F2978	NUT------(Weld)-----	3
23	6B4594	RIVET-----	8
24	1F1605	WASHER-----	1
25	1P7989	PLATE-----	1
26	1P6377	TANK ASSEM.	1
27	5S1334	GASKET-----	1
28	3H8726	BLOCK-----	2
29	9S1366	BOLT-----	2
	4B4280	WASHER-----	2
30	9M8867	CLAMP-----	2
31	5S3104	PIPE-----	1
32	1P6117	STRIP-----	1
▲ 33	2S6661	HOSE-----6"	
34	6D6289	CLAMP-----	2

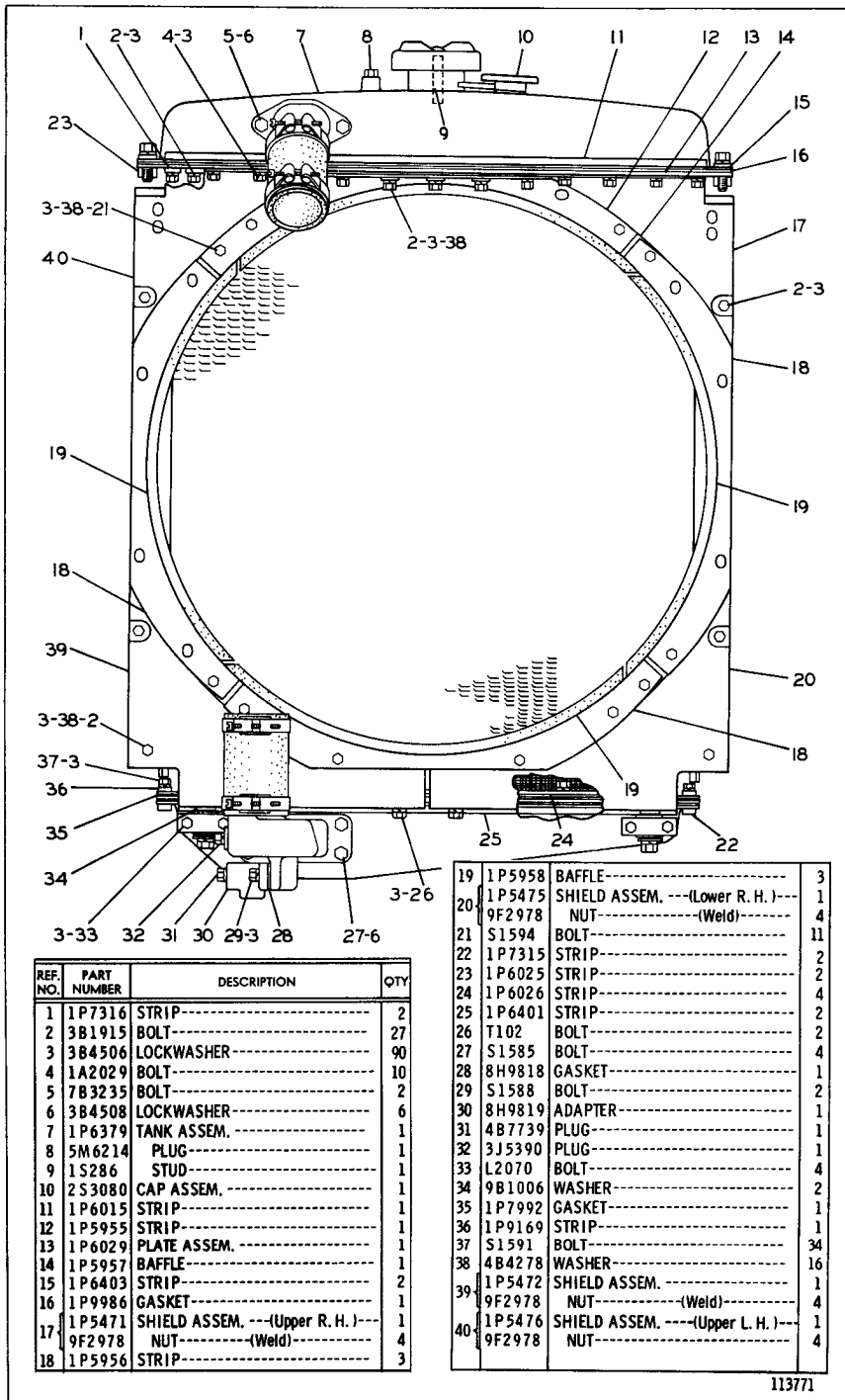
113770

RADIATOR (1P6821 N/S)—Side View

Effective with Serial No. 93J654—Up and 94J1618—Up

Note: 2P6330 Radiator Cap Protection Cover Group and 8M439 Key is available

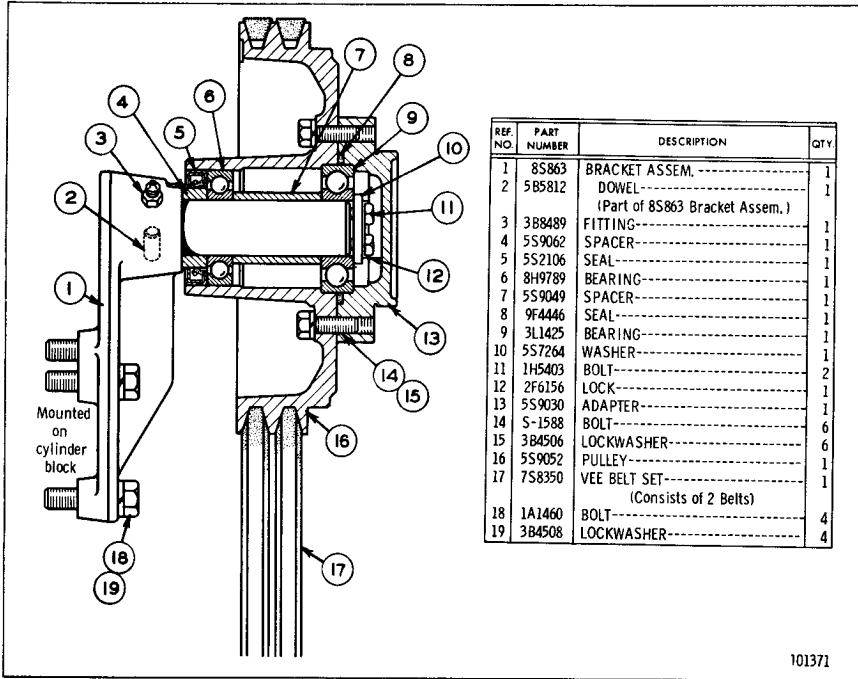
ALWAYS GIVE SERIAL NUMBER WHEN ORDERING PARTS



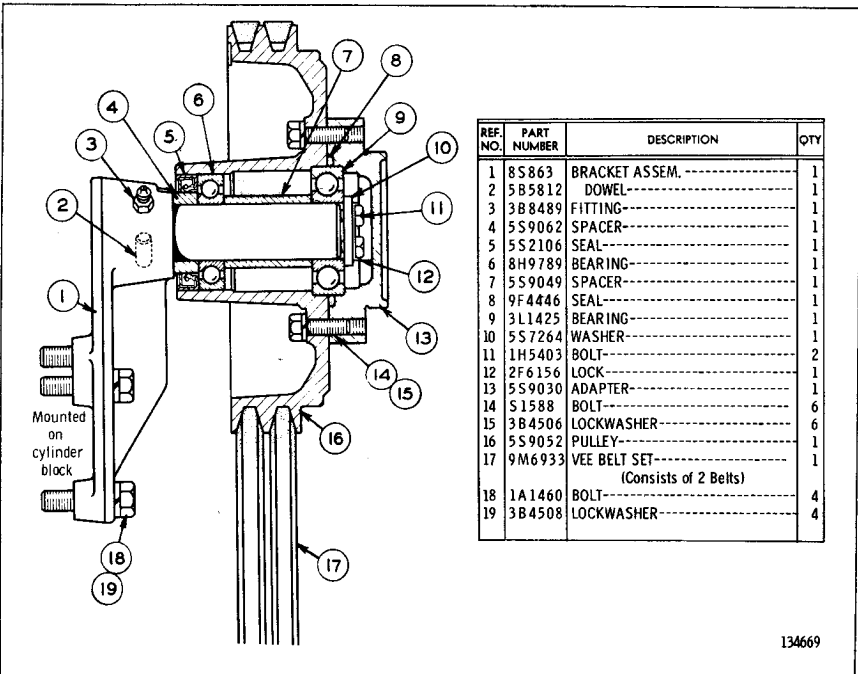
113771

RADIATOR (1P6821 N/S)—Rear View  
 Effective with Serial No. 93J654—Up and 94J1618—Up  
 Note: 6F6041 Rust Inhibitor is available

ONLY "CATERPILLAR" PARTS GIVE "CATERPILLAR" PERFORMANCE

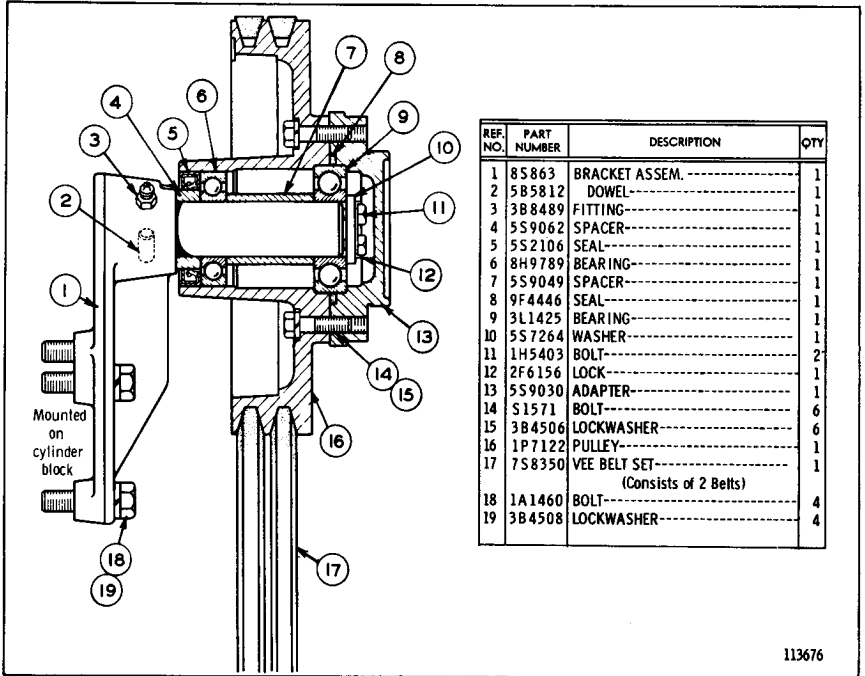


FAN DRIVE AND SUPPORT (7S1247 N/S)  
 Serial No. 93J1 to 93J610 inclusive and 94J1 to 94J1362,  
 94J1364 to 94J1555 and 94J1561 inclusive

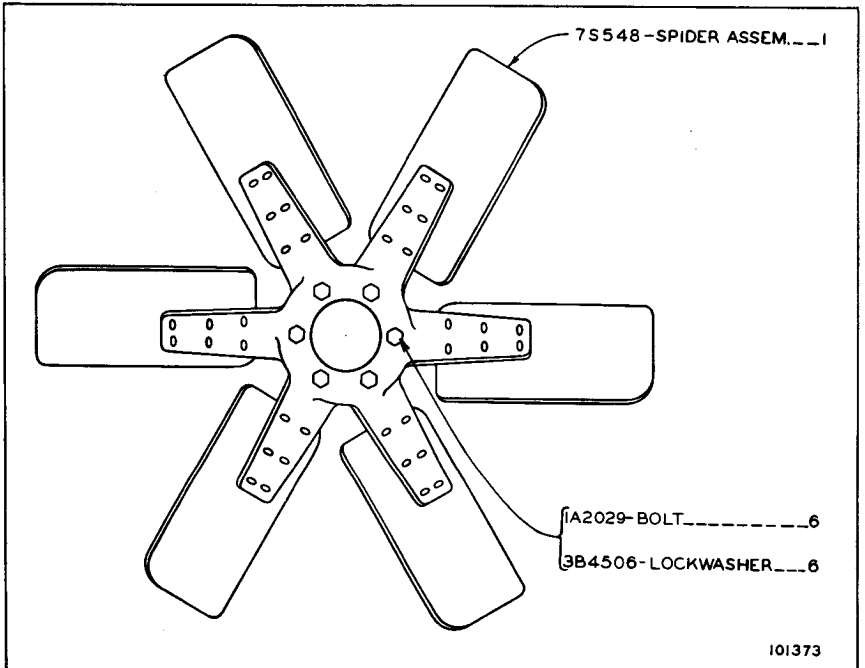


FAN DRIVE AND SUPPORT (7S1247 N/S)  
 Serial No. 93J611 to 93J653 inclusive and 94J1363,  
 94J1556 to 94J1560 and 94J1562 to 94J1617 inclusive

ALWAYS GIVE SERIAL NUMBER WHEN ORDERING PARTS

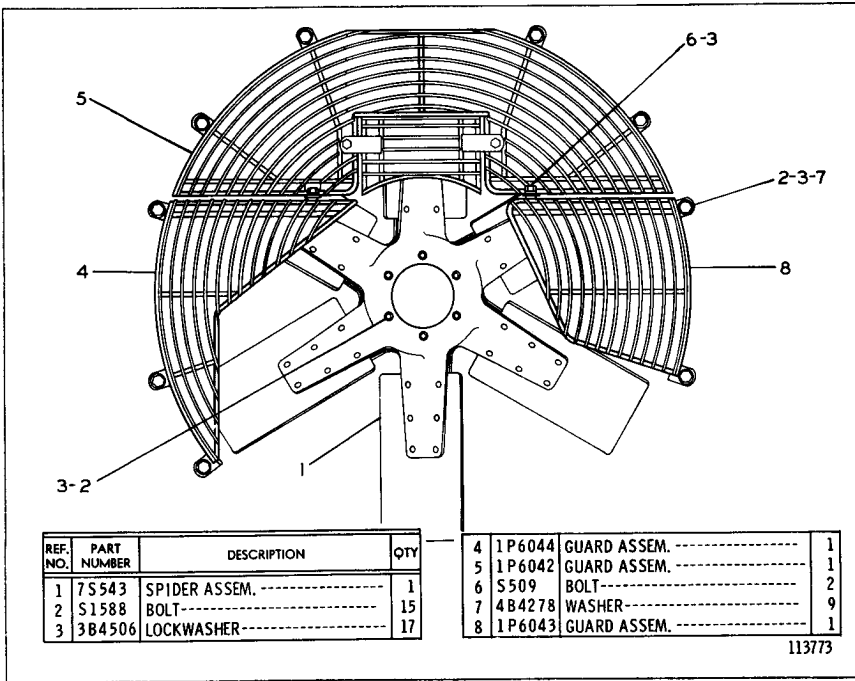


FAN DRIVE AND SUPPORT (1P6451 N/S)  
Serial No. 93J654—Up and 94J1618—Up



7S1162 SUCTION FAN GROUP  
Serial No. 93J1 to 93J653 inclusive and 94J1 to 94J1617 inclusive  
Refer also to Page 107 for special parts

ONLY "CATERPILLAR" PARTS GIVE "CATERPILLAR" PERFORMANCE



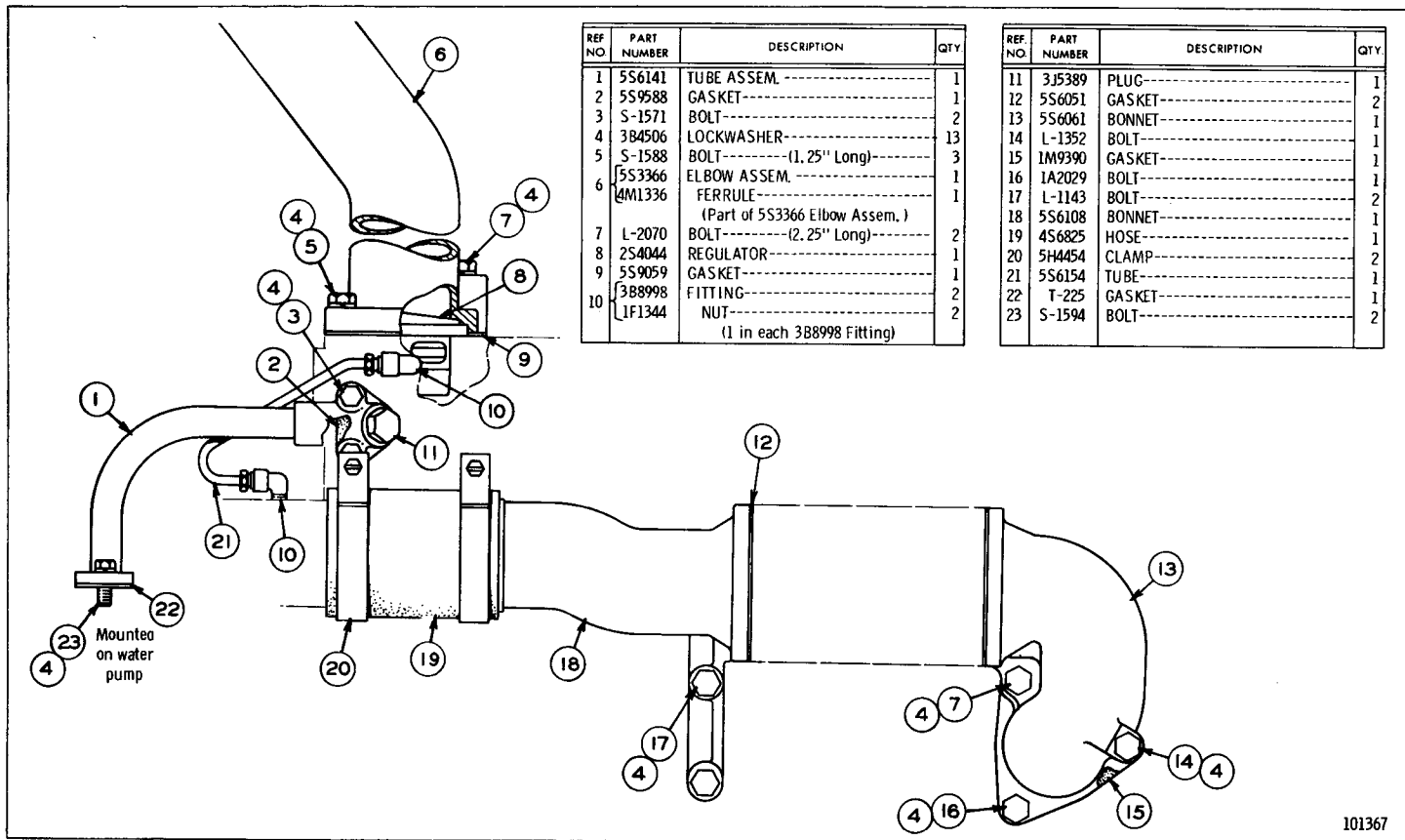
### BLOWER FAN AND GUARD (1P6897 N/S)

Effective with Serial No. 93J654—Up and 94J1618—Up

Refer also to Page 107 for special parts. Note: 1P6094 Fan Assembly is available

**WATER LINES (5S3747 N/S)**  
 Serial No. 93J1 to 93J656 inclusive and 94J1 to 94J1629 inclusive  
 Refer also to Page 107B for special parts

ONLY "CATERPILLAR" PARTS GIVE "CATERPILLAR" PERFORMANCE



REF NO	PART NUMBER	DESCRIPTION	QTY
1	5S6141	TUBE ASSEM. -----	1
2	5S9588	GASKET -----	1
3	S-1571	BOLT -----	2
4	3B4506	LOCKWASHER -----	13
5	S-1588	BOLT ----- (1.25" Long) -----	3
6	5S3366	ELBOW ASSEM. -----	1
	4M1336	FERRULE -----	1
		(Part of 5S3366 Elbow Assem.)	
7	L-2070	BOLT ----- (2.25" Long) -----	2
8	2S4044	REGULATOR -----	1
9	5S9059	GASKET -----	1
10	3B8998	FITTING -----	2
	1F1344	NUT -----	2
		(1 in each 3B8998 Fitting)	

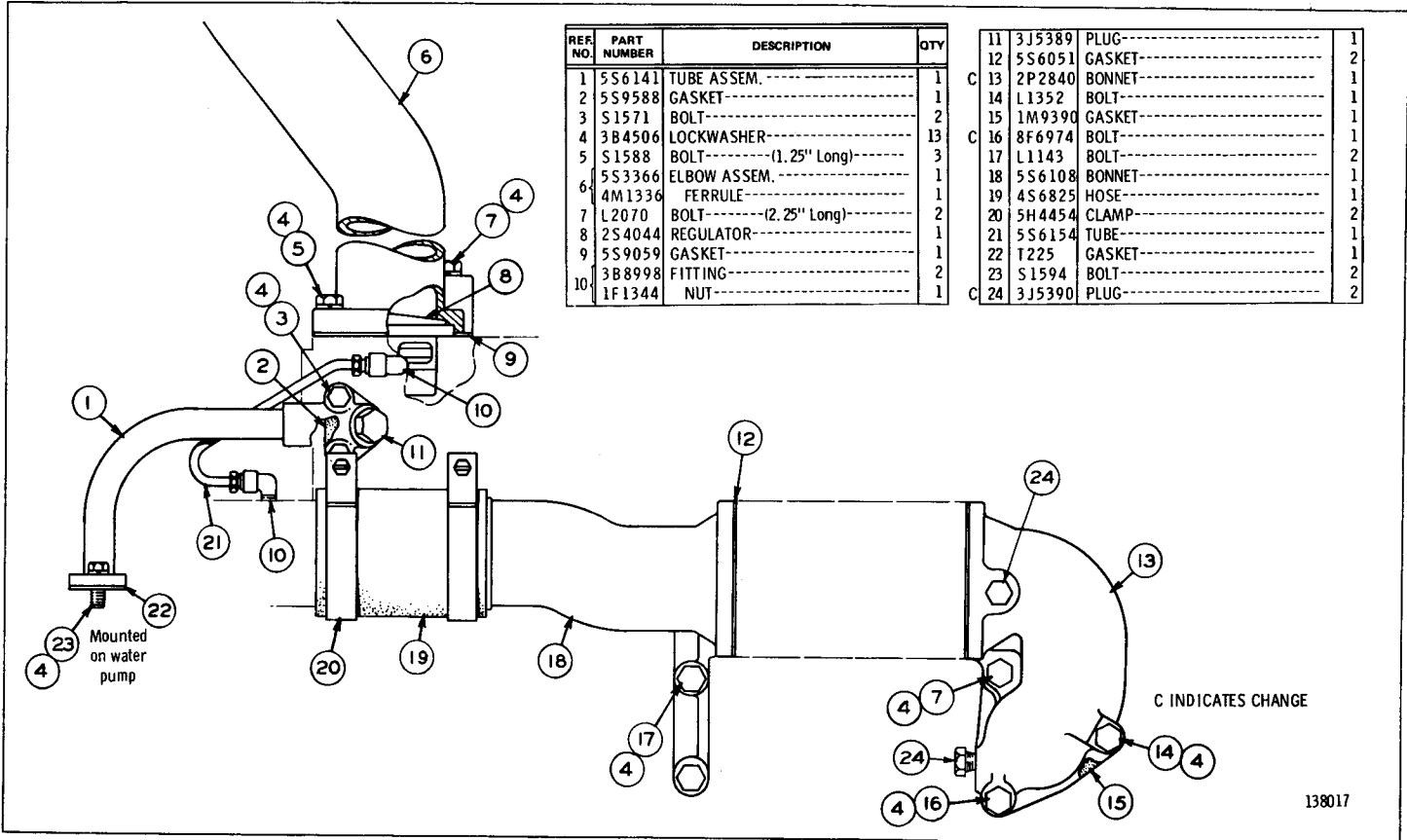
REF NO	PART NUMBER	DESCRIPTION	QTY
11	3J5389	PLUG -----	1
12	5S6051	GASKET -----	2
13	5S6061	BONNET -----	1
14	L-1352	BOLT -----	1
15	1M9390	GASKET -----	1
16	1A2029	BOLT -----	1
17	L-1143	BOLT -----	2
18	5S6108	BONNET -----	1
19	4S6825	HOSE -----	1
20	5H4454	CLAMP -----	2
21	5S6154	TUBE -----	1
22	T-225	GASKET -----	1
23	S-1594	BOLT -----	2

101367

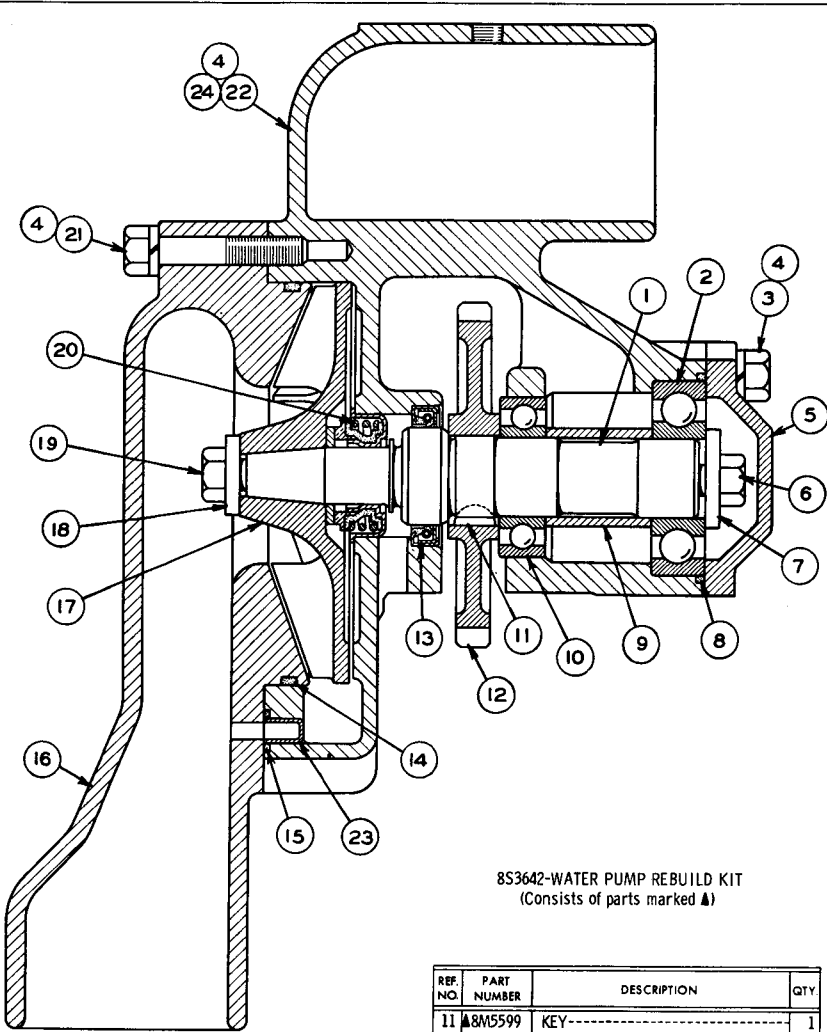
DIESEL ENGINE

**WATER LINES (5S3747 N/S)**  
 Effective with Serial No. 93J657—Up and 94J1630—Up  
 Refer also to Page 107B for special parts

ONLY "CATERPILLAR" PARTS GIVE "CATERPILLAR" PERFORMANCE



CATERPILLAR D5 TRACTOR



8S3642-WATER PUMP REBUILD KIT  
(Consists of parts marked ▲)

REF. NO.	PART NUMBER	DESCRIPTION	QTY
1	▲5S6116	SHAFT	1
2	▲2F5721	BEARING	1
3	S 1594	BOLT	2
4	▲3B4506	LOCKWASHER	10
5	5S6048	COVER	1
6	S 1591	BOLT	1
7	▲2S6160	WASHER	1
8	8S768	SEAL	1
9	▲5S6052	SPACER	1
10	▲681124	BEARING	1

REF. NO.	PART NUMBER	DESCRIPTION	QTY
11	▲8M5599	KEY	1
12	5S6132	GEAR------(40 Teeth)	1
13	9H8839	SEAL	1
14	5F3999	SEAL	1
15	4J2506	SEAL	1
16	5S6664	COVER	1
17	▲8S9273	IMPELLER ASSEM.	1
18	▲9M6527	WASHER	1
19	▲4L9337	BOLT	1
20	4S6413	SEAL ASSEM.	1
21	S 1590	BOLT	2
	5S6667	HOUSING ASSEM.	1
22	5S6047	GASKET	1
23	4M1336	FERRULE	1
		(Part of 5S6667 Housing Assem.)	
24	L 1352	BOLT------(3.25" Long)	3
	1A5183	BOLT------(4.75" Long)	1

103378

**5S6684 WATER PUMP GROUP**

Serial No. 93J1 to 93J505 inclusive & 94J1 to 94J1195 inclusive  
See Page 24 for Gasket Kits

**ALWAYS GIVE SERIAL NUMBER WHEN ORDERING PARTS**

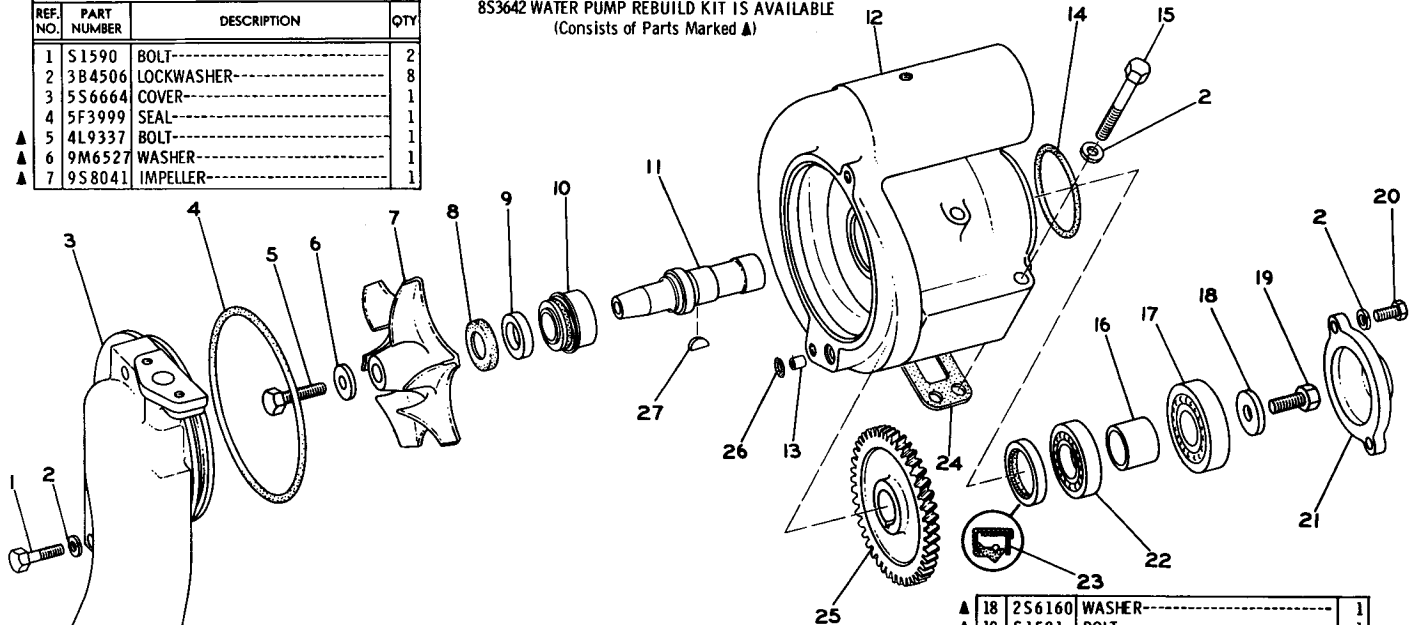


**5S6684 WATER PUMP GROUP**  
 Effective with Serial No. 93J506—Up and 94J1196—Up  
 See Page 24 for Gasket Kits

ONLY "CATERPILLAR" PARTS GIVE "CATERPILLAR" PERFORMANCE

REF. NO.	PART NUMBER	DESCRIPTION	QTY
1	S1590	BOLT-----	2
2	3B4506	LOCKWASHER-----	8
3	5S6664	COVER-----	1
4	5F3999	SEAL-----	1
5	4L9337	BOLT-----	1
6	9M6527	WASHER-----	1
7	9S8041	IMPELLER-----	1

8S3642 WATER PUMP REBUILD KIT IS AVAILABLE  
 (Consists of Parts Marked ▲)

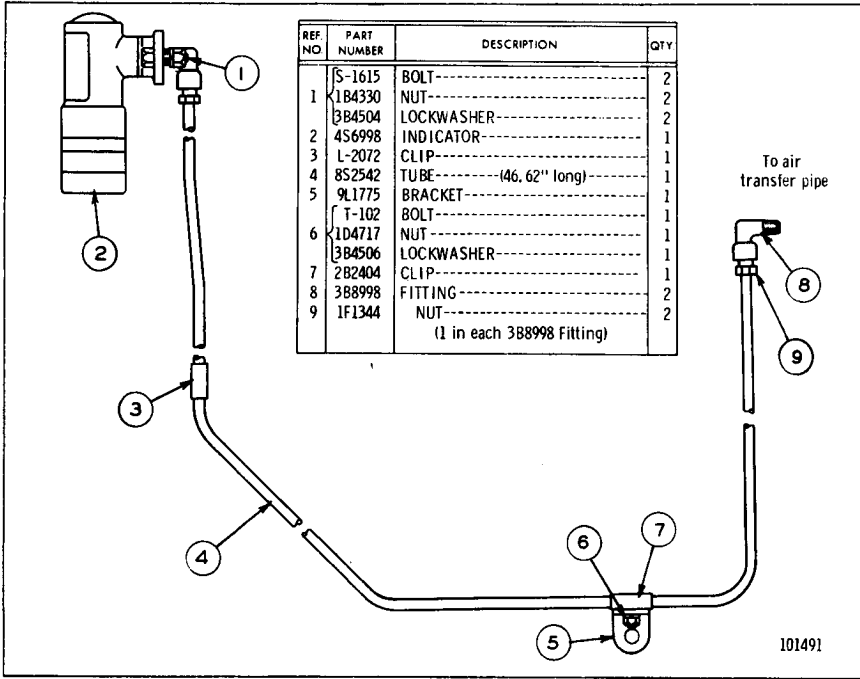


8	8S8821	SEAL-----	1
9	8S7762	RING-----	1
10	1N9177	SEAL ASSEM.-----	1

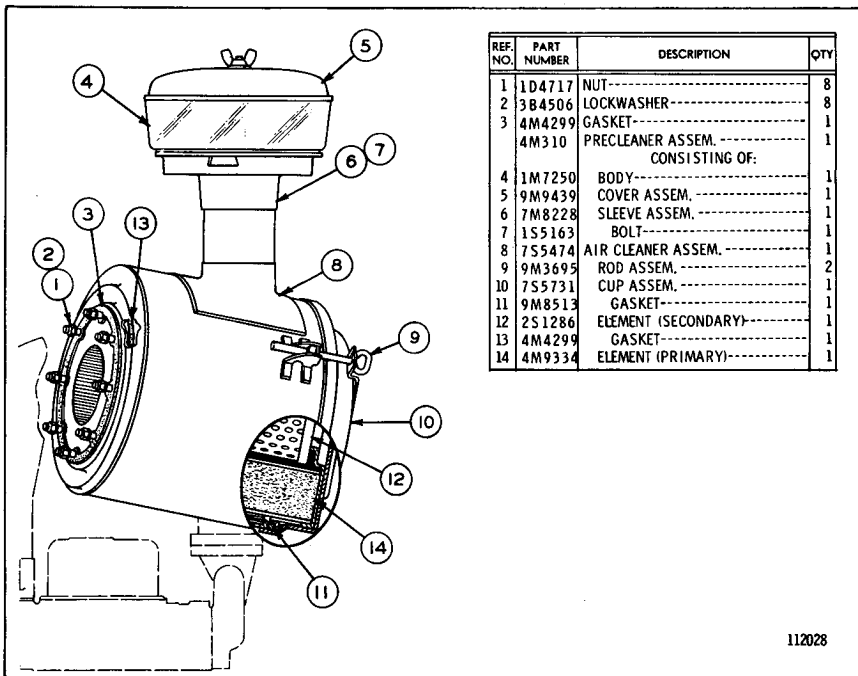
▲ 11	5S6116	SHAFT-----	1
12	5S6667	HOUSING ASSEM.-----	1
13	4M1336	FERRULE-----	1
14	8S768	SEAL-----	1
15	L1352	BOLT----- (3.25" long)	3
15	1A5183	BOLT----- (4.75" long)	1
16	5S6052	SPACER-----	1
▲ 17	2F5721	BEARING-----	1

▲ 18	2S6160	WASHER-----	1
▲ 19	S1591	BOLT-----	1
20	S1594	BOLT-----	2
21	5S6048	COVER-----	1
▲ 22	6B1124	BEARING-----	1
23	9H8839	SEAL-----	1
24	5S6047	GASKET-----	1
▲ 25	5S6132	GEAR----- (40 Teeth)	1
26	4J2506	SEAL-----	1
▲ 27	8M5599	KEY-----	1

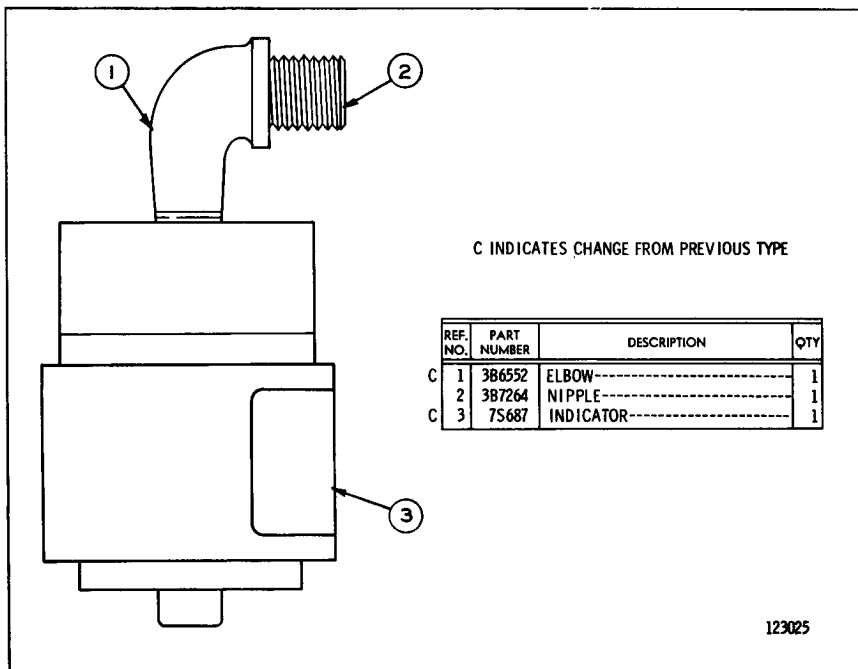
134338



**AIR FILTER SERVICE INDICATOR (8S2540 N/S)**  
 Serial No. 93J1 to 93J576 inclusive and 94J1 to 94J1325 inclusive

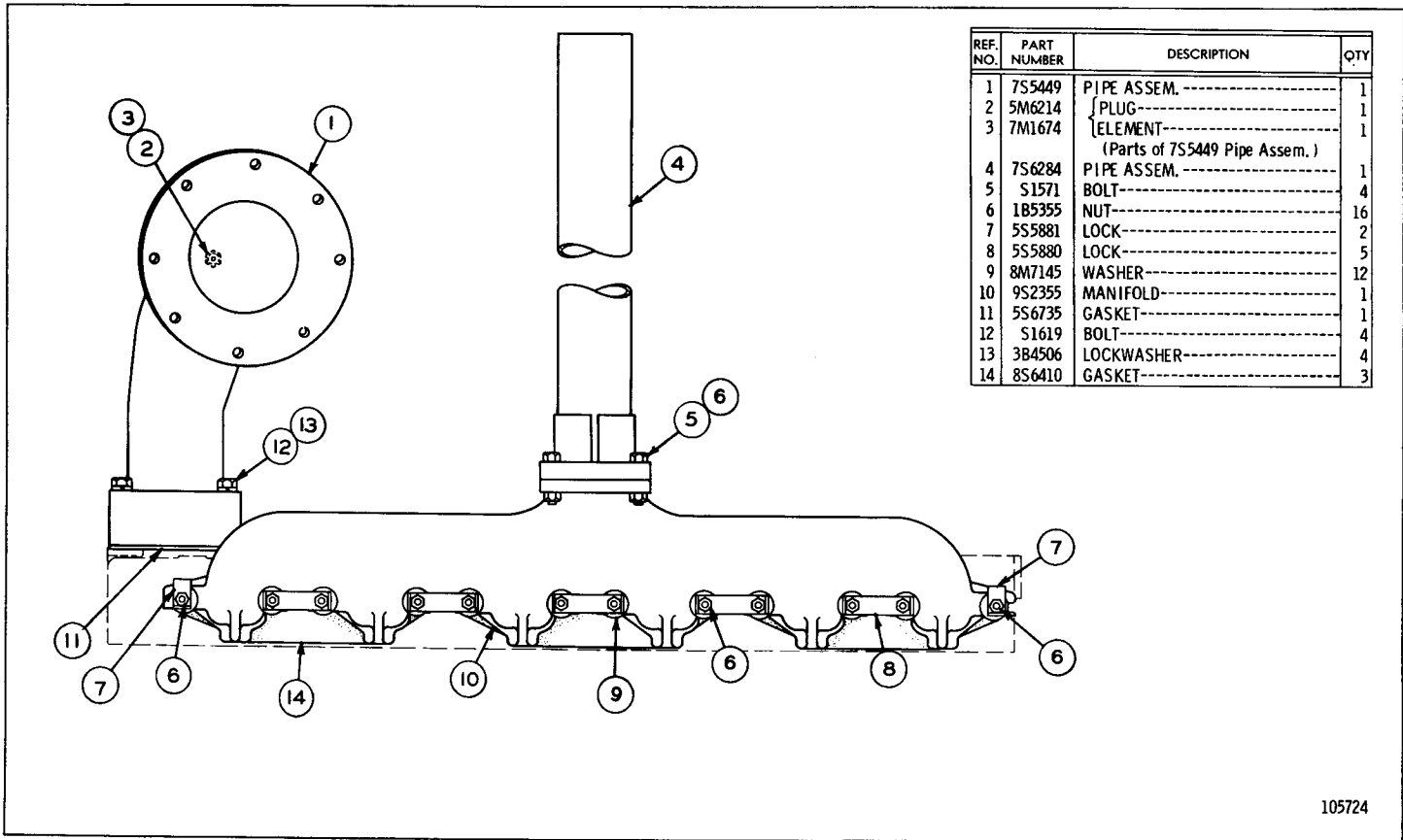


AIR CLEANER (5S3748 N/S)—Dry Type  
Refer also to Pages 108 and 109 for special parts



AIR FILTER SERVICE INDICATOR (8S2541 N/S)  
Effective with Serial No. 93J577—Up and 94J1326—Up

ONLY "CATERPILLAR" PARTS GIVE "CATERPILLAR" PERFORMANCE



REF. NO.	PART NUMBER	DESCRIPTION	QTY
1	7S5449	PIPE ASSEM. -----	1
2	5M6214	{ PLUG-----	1
3	7M1674	{ ELEMENT-----	1
		(Parts of 7S5449 Pipe Assem.)	
4	7S6284	PIPE ASSEM. -----	1
5	S1571	BOLT-----	4
6	1B5355	NUT-----	16
7	5S5881	LOCK-----	2
8	5S5880	LOCK-----	5
9	8M7145	WASHER-----	12
10	9S2355	MANIFOLD-----	1
11	5S6735	GASKET-----	1
12	S1619	BOLT-----	4
13	3B4506	LOCKWASHER-----	4
14	8S6410	GASKET-----	3

MANIFOLD

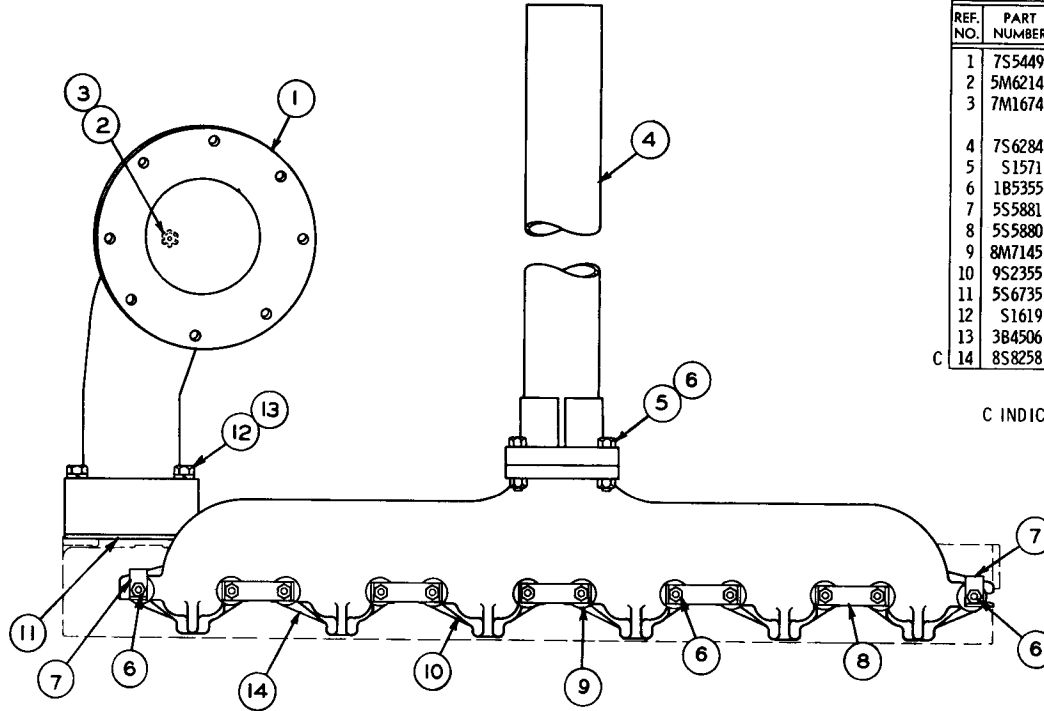
Serial No. 93J1 to 93J345 inclusive & 94J1 to 94J429, 94J431 to 94J438 & 94J445 inclusive

Note: 8S1935 Rain Cap is available

105724

ONLY "CATERPILLAR" PARTS GIVE "CATERPILLAR" PERFORMANCE

**MANIFOLD**  
 Serial No. 93J346-Up & 94J430, 94J439 to 94J444 & 94J446-Up  
 Note: 8S1935 Rain Cap is available



REF. NO.	PART NUMBER	DESCRIPTION	QTY
1	7S5449	PIPE ASSEM. -----	1
2	5M6214	{ PLUG-----	1
3	7M1674	{ ELEMENT-----	1
		(Parts of 7S5449 Pipe Assem.)	
4	7S6284	PIPE ASSEM. -----	1
5	S1571	BOLT-----	4
6	1B5355	NUT-----	16
7	5S5881	LOCK-----	2
8	5S5880	LOCK-----	5
9	8M7145	WASHER-----	12
10	9S2355	MANIFOLD-----	1
11	5S6735	GASKET-----	1
12	S1619	BOLT-----	4
13	3B4506	LOCKWASHER-----	4
C 14	8S8258	GASKET-----	6

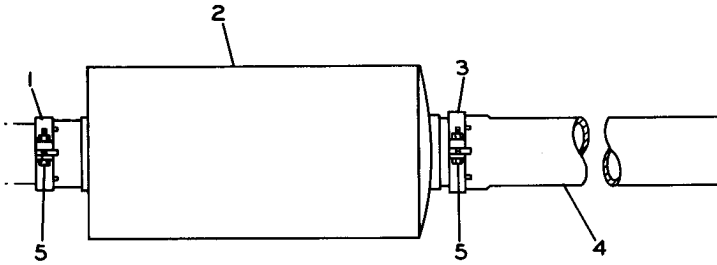
C INDICATES CHANGE FROM PREVIOUS TYPE

124934

DIESEL ENGINE

16A

## CATERPILLAR D5 TRACTOR



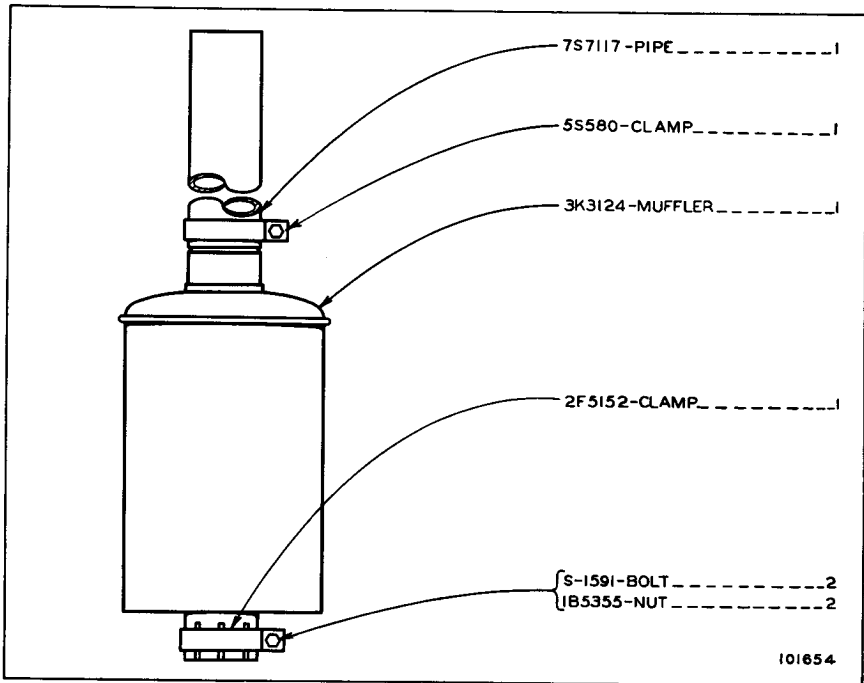
REF. NO.	PART NUMBER	DESCRIPTION	QTY
1	2F5152	CLAMP-----	1
2	7S8301	MUFFLER-----	1
3	5S580	CLAMP-----	1
4	7S7117	PIPE-----	1
5	S1591	BOLT-----	2
	1B5355	NUT-----	

129080

## MUFFLER (1P1243 N/S)

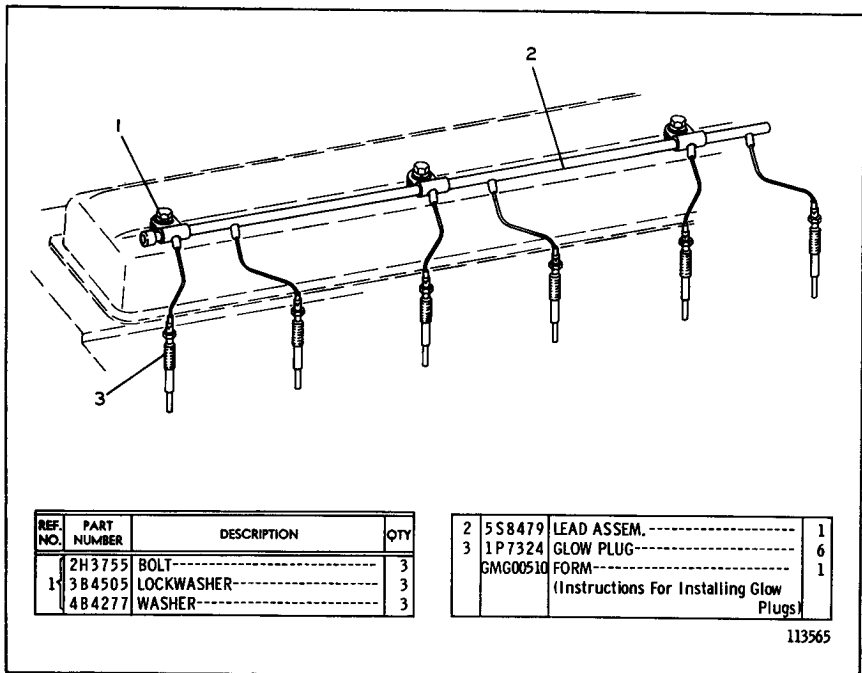
Effective with Serial No. 93J538-Up and 94J1252-Up

ALWAYS GIVE SERIAL NUMBER WHEN ORDERING PARTS



101654

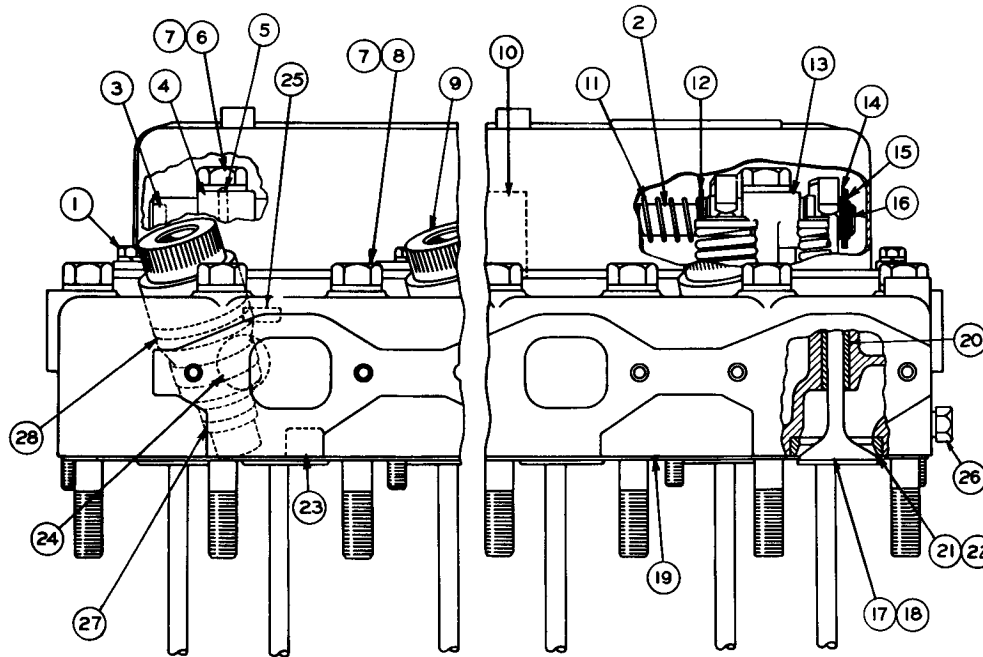
MUFFLER (7S7116 N/S)  
 Serial No. 93J1 to 93J537 inclusive & 94J1 to 94J1251 inclusive



113565

GLOW PLUG AND WIRING (5S8501 N/S)—24 Volt

ONLY "CATERPILLAR" PARTS GIVE "CATERPILLAR" PERFORMANCE



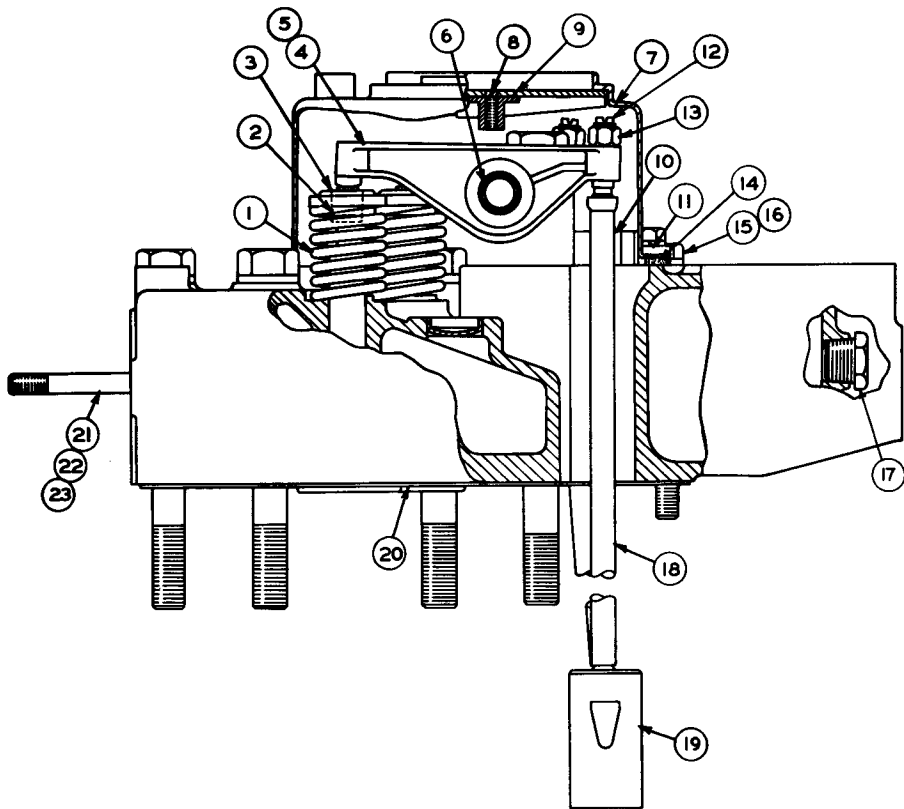
REF. NO.	PART NUMBER	DESCRIPTION	QTY
1	51617	BOLT-----	15
	3B4505	LOCKWASHER-----	15
2	5S6033	SHAFT ASSEM.	1
	T200	PLUG-----(.5625" Diameter)	2
3	L1026	PLUG-----(.50" Diameter)	2
4	5S5879	BRACKET-----	1
5	5M4606	DOWEL-----	1
		(Parts of 5S6033 Assem.)	
6	1B7709	BOLT-----	6
7	25736	WASHER-----	26
8	1D4595	BOLT-----	20
9	5S6795	CHAMBER ASSEM.	6
10	5S5878	BRACKET-----	4
11	4B4910	SPRING-----	5
12	9H1110	WASHER-----	12
13	8S1499	BRACKET ASSEM.	1
	3F6795	DOWEL-----	1
		(Part of 8S1499 Assem.)	
14	9H1112	SPRING-----	2
15	9M9886	WASHER-----	2
16	9H1113	RING-----	2
17	5S6449	VALVE----- (Exhaust)	6
18	5S6452	VALVE----- (Intake)	6
19	9S7515	HEAD ASSEM.	1
20	5S4598	BUSHING-----	12
21	5S7221	INSERT----- (Exhaust)	6
22	5S7218	INSERT----- (Intake)	6
23	1S3062	DIRECTOR-----	18
24	3S8313	PLUG-----	8
25	3B623	PLUG-----	6
26	3J5389	PLUG-----	4
		(Parts of 9S7515 Assem.)	
	5M2667	GASKET----- (.194" Thick)	6
27	258959	GASKET----- (.223" Thick)	6
	258960	GASKET----- (.248" Thick)	6
28	7S3206	SEAL-----	6

109677

CYLINDER HEAD AND VALVE MECHANISM (5S6444 N/S)—Side View  
 Serial No. 93J1 to 93J605 inclusive and 94J1 to 94J1534 inclusive  
 See Page 24 for Gasket Kits



**CYLINDER HEAD AND VALVE MECHANISM (5S6444 N/S)—End View**  
 Serial No. 93J1 to 93J605 inclusive and 94J1 to 94J1534 inclusive

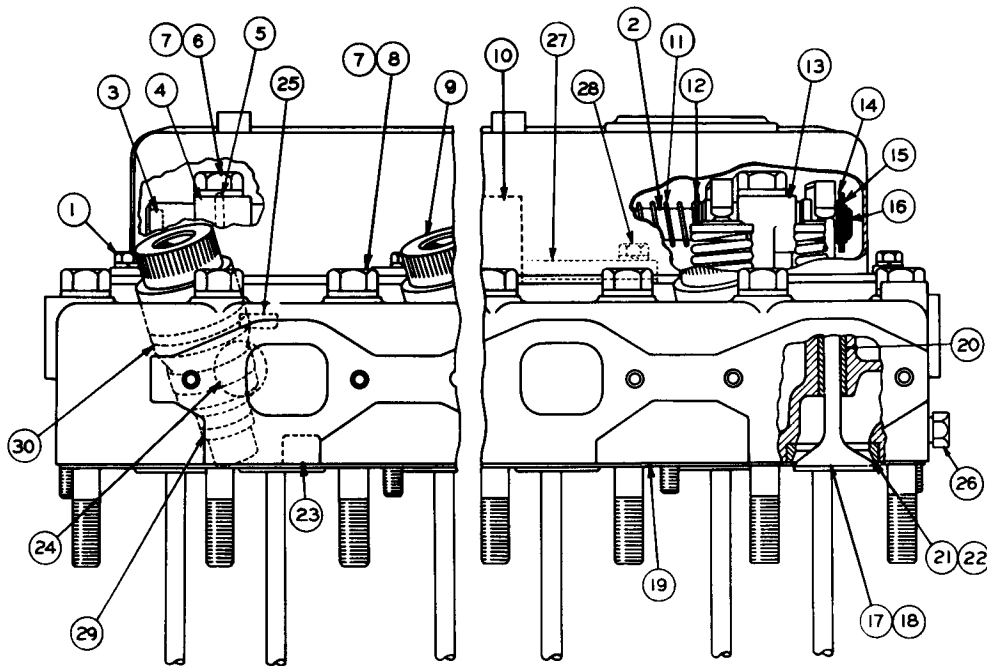


REF. NO.	PART NUMBER	DESCRIPTION	QTY.
1	7S7144	SPRING-----	12
2	2A4429	LOCK-----	24
3	5S5912	RETAINER-----	12
4	5S6855	ARM ASSEM.----- (Exhaust)-----	6
5	5S6854	ARM ASSEM.----- (Intake)-----	6
6	4F443	BUSHING-----	12
		(1 each in 5S6854 & 5S6855 Arm Assem.)	
7	5S6453	COVER ASSEM.-----	1
8	{ 8S801	NUT-----	1
	{ 8S800	WASHER-----	4
9	8S799	SUPPORT----- (Breather)-----	1
10	8S3738	STRIP-----	15
11	7S5913	REINFORCEMENT----- (Parts of 5S6453 Cover Assem.)	11
12	5S5917	SCREW-----	12
13	1B4203	NUT-----	12
14	8S1605	GASKET-----	1
15	1A5183	BOLT-----	7
16	5B3850	WASHER-----	7
17	3J5389	PLUG-----	1
18	5S5918	ROD-----	12
19	7S3161	LIFTER-----	12
20	5S6281	GASKET-----	1
21	7S6719	STUD----- (2.80" long)-----	9
22	8M1871	STUD----- (2.40" long)-----	1
23	3M496	STUD----- (2.60" long)-----	2

132722

ONLY "CATERPILLAR" PARTS GIVE "CATERPILLAR" PERFORMANCE

DIESEL ENGINE

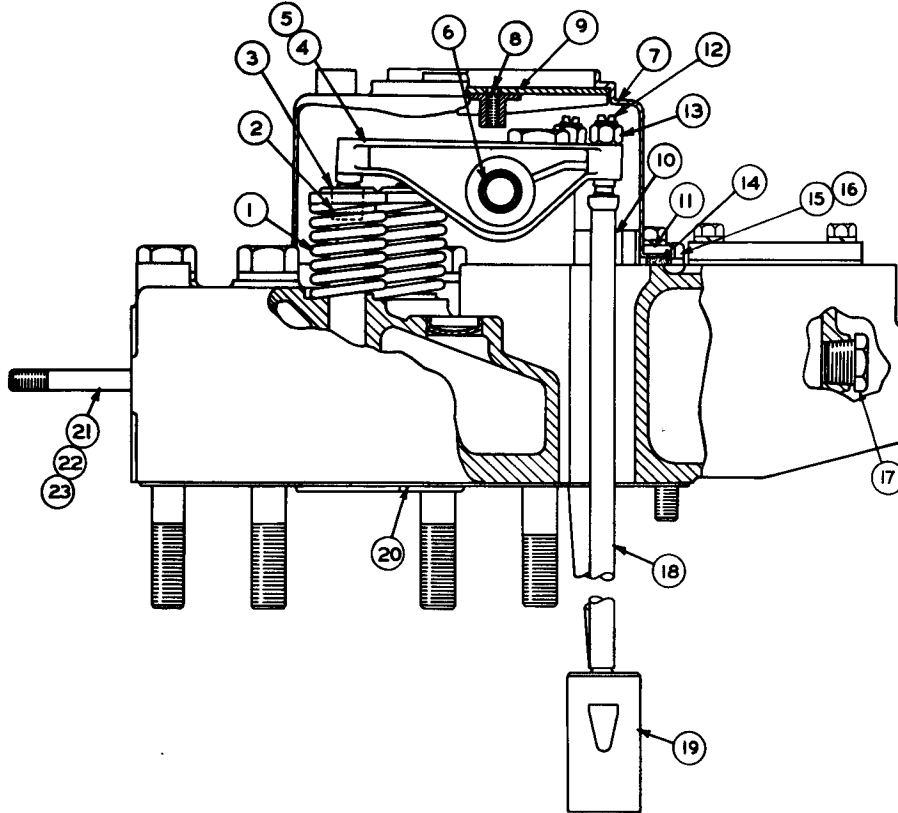


REF. NO.	PART NUMBER	DESCRIPTION	QTY
1	51617	BOLT-----	15
2	3B4505	LOCKWASHER-----	15
3	9S9203	SHAFT ASSEM.-----	1
4	1L026	PLUG-----(.50" Diameter)-----	2
5	5S5879	BRACKET-----	1
6	5M4606	DOWEL-----	1
7	1B7709	BOLT-----	6
8	2S736	WASHER-----	26
9	1D4595	BOLT-----	20
10	5S6795	CHAMBER ASSEM.-----	6
11	5S5878	BRACKET-----	4
12	4B4910	SPRING-----	5
13	9H1110	WASHER-----	12
14	8S1499	BRACKET ASSEM.-----	1
15	3F6795	DOWEL-----	1
16	9H1112	SPRING-----	2
17	9M9886	WASHER-----	2
18	9H1113	RING-----	2
19	5S6449	VALVE----- (Exhaust)-----	6
20	5S6452	VALVE----- (Intake)-----	6
21	1P4303	HEAD ASSEM.-----	1
22	5S4598	BUSHING-----	12
23	5S7221	INSERT----- (Exhaust)-----	6
24	5S7218	INSERT----- (Intake)-----	6
25	1S3062	DIRECTOR-----	18
26	3S8313	PLUG-----	7
27	3B623	PLUG-----	6
28	3J5389	PLUG-----	4
29	1P6367	COVER-----	1
30	5S6735	GASKET-----	1
	S1594	BOLT-----	4
	3B4506	LOCKWASHER-----	4
	5M2667	GASKET----- (.194" Thick)-----	6
	2S8959	GASKET----- (.223" Thick)-----	6
	2S8960	GASKET----- (.248" Thick)-----	6
	7S3206	SEAL-----	6

CYLINDER HEAD AND VALVE MECHANISM (5S6444 N/S)—Side View  
 Effective with Serial No. 93J606—Up and 94J1535—Up  
 See Page 24 for Gasket Kits

136083

CYLINDER HEAD AND VALVE MECHANISM (5S6444 N/S)—End View  
 Effective with Serial No. 93J606—Up and 94J1535—Up



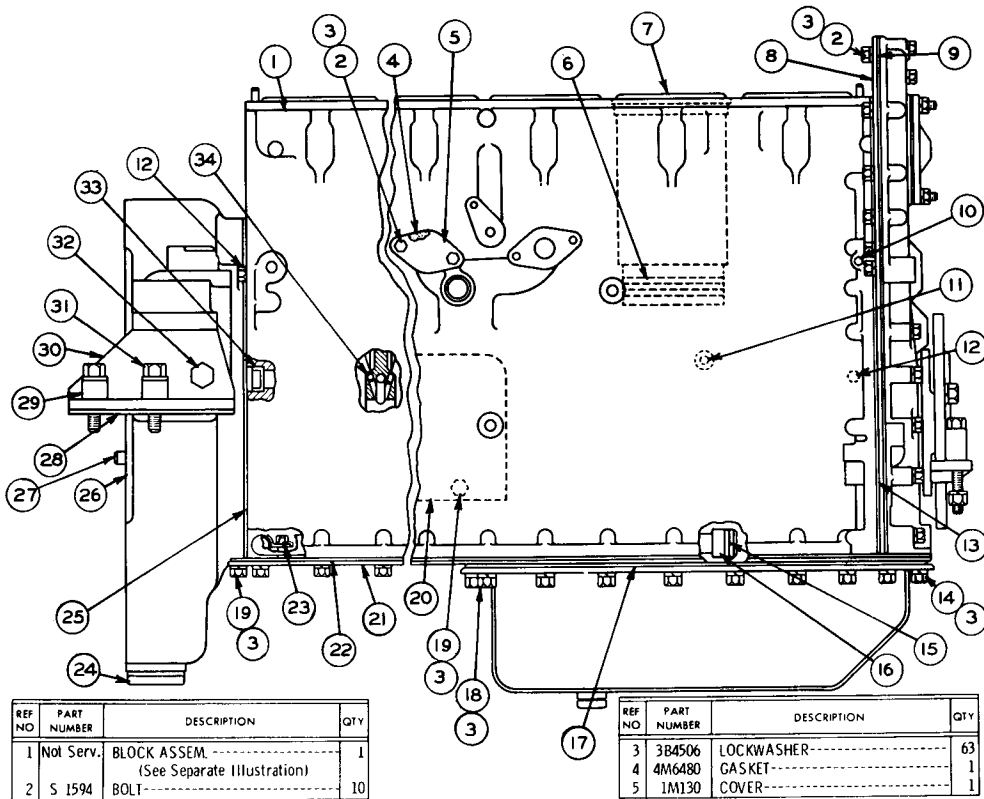
REF. NO.	PART NUMBER	DESCRIPTION	QTY.
1	7S7144	SPRING-----	12
2	2A4429	LOCK-----	24
3	5S5912	RETAINER-----	12
4	5S6855	ARM ASSEM.----- (Exhaust)	6
5	5S6854	ARM ASSEM.----- (Intake)	6
6	4F443	BUSHING-----	12
		(1 each in 5S6854 & 5S6855 Arm Assem.)	
7	5S6453	COVER ASSEM.	1
8	8S801	NUT-----	1
	8S800	WASHER-----	4
9	8S799	SUPPORT----- (Breather)	1
10	8S3738	STRIP-----	15
11	7S5913	REINFORCEMENT-----	11
		(Parts of 5S6453 Cover Assem.)	
12	5S5917	SCREW-----	12
13	1B4203	NUT-----	12
14	8S1605	GASKET-----	1
15	1A5183	BOLT-----	7
16	5B3850	WASHER-----	7
17	3J5389	PLUG-----	1
18	5S5918	ROD-----	12
19	7S3161	LIFTER-----	12
20	5S6281	GASKET-----	1
21	7S6719	STUD----- (2.80" long)	9
22	8M1871	STUD----- (2.40" long)	1
23	3M496	STUD----- (2.60" long)	2

ONLY "CATERPILLAR" PARTS GIVE "CATERPILLAR" PERFORMANCE

136066

DIESEL ENGINE

19B



REF NO	PART NUMBER	DESCRIPTION	QTY
1	Not Serv.	BLOCK ASSEM. ----- (See Separate Illustration)	1
2	S 1594	BOLT-----	10

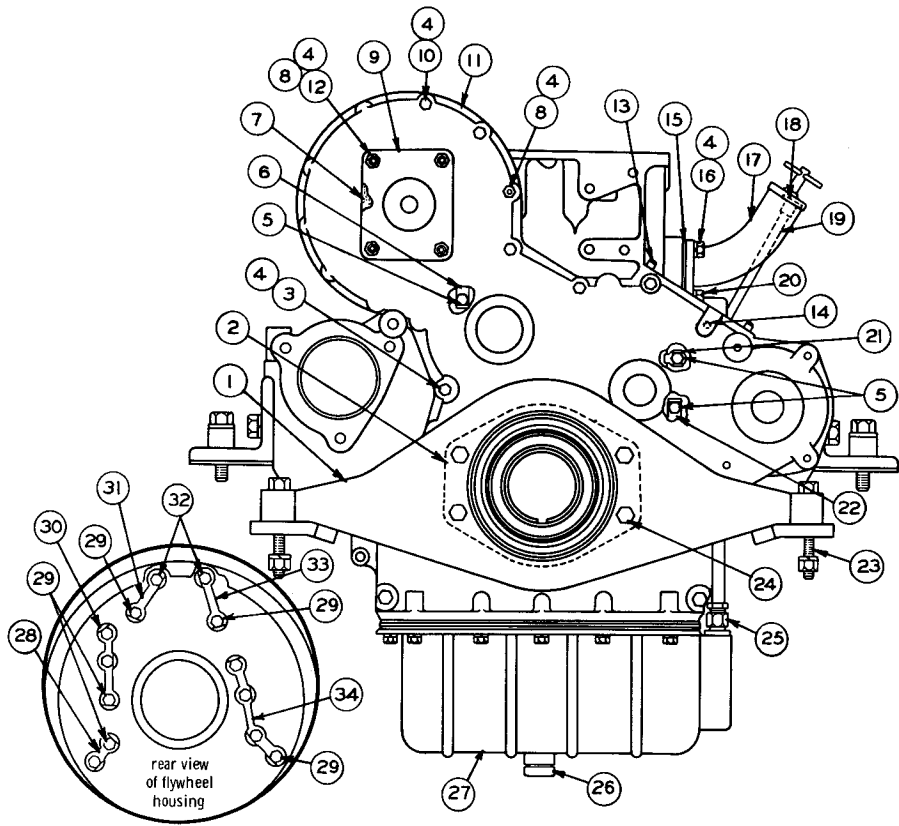
REF NO	PART NUMBER	DESCRIPTION	QTY
3	3B4506	LOCKWASHER-----	63
4	4M6480	GASKET-----	1
5	1M130	COVER-----	1

REF NO.	PART NUMBER	DESCRIPTION	QTY
6	5S6670	SEAL-----	12
7	5S6346	LINER-----	6
8	5S7136	PLATE ASSEM.-----	1
	5S7190	STUD----- (Part of 5S7136 Plate Assem.)	1
9	5S7134	GASKET-----	1
10	5M6214	PLUG-----	1
11	5B8030	WASHER-----	1
12	5M6213	PLUG-----	6
13	5S7135	GASKET-----	1
14	S 1588	BOLT-----	20
15	9H6067	SEAL-----	1
16	8S501	TUBE ASSEM.-----	1
17	8S1965	GASKET-----	7
18	1A2029	BOLT-----	1
19	L 1351	BOLT-----	26
20	8S876	COVER-----	1
	8S877	GASKET-----	1
21	8S1961	PLATE ASSEM.-----	1
22	4M2969	GASKET-----	1
	4F4879	BOLT-----	1
	L 364	LOCK-----	1
	L 827	PLUG-----	1
24	L 1124	GASKET-----	1
25	9H5921	GASKET-----	1
26	7S7780	HOUSING ASSEM.-----	1
27	2A3798	DOWEL----- (Part of 7S7780 Housing Assem.)	2
	8S775	SHIM-----(.049" Thick)	2
	8S776	SHIM-----(.065" Thick)	2
	8S777	SHIM-----(.083" Thick)	2
29	9M3637	SPACER-----	4
	3S919	BRACKET----- (Right Hand)	1
	3S920	BRACKET----- (Left Hand)	1
	1D4586	BOLT-----	4
31	9H1024	WASHER-----	4
	S 1589	BOLT-----	4
32	3B4510	LOCKWASHER-----	4
33	4B3938	PLUG-----	1
34	7M4593	PLUG-----	6

132857

**CYLINDER BLOCK AND COVERS—Side View**  
 Serial No. 93J1 to 93J370 inclusive and 94J1 to 94J653, 94J656 and 94J657 inclusive  
 Cylinder Block parts are shown on Page 22. See Page 24 for Gasket Kits

**CYLINDER BLOCK AND COVERS—End View**  
 Serial No. 93J1 to 93J370 inclusive and 94J1 to 94J653, 94J656 and 94J657 inclusive



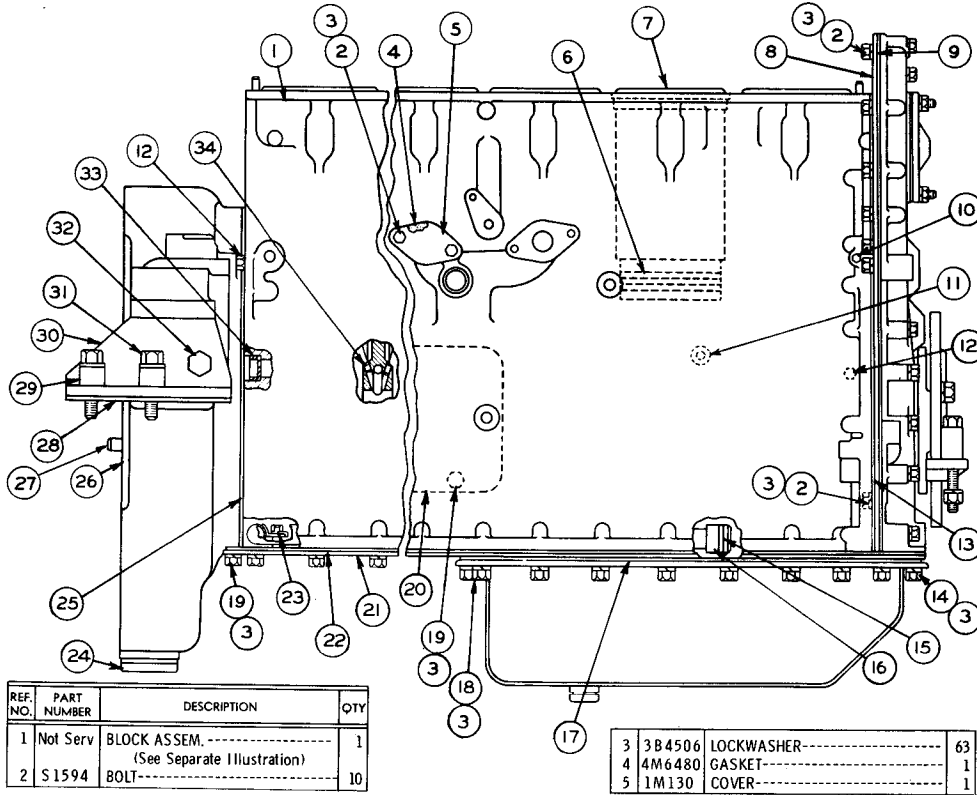
REF. NO.	PART NUMBER	DESCRIPTION	QTY.
1	7S633	SUPPORT ASSEM.-----	1
2	7S1234	BUSHING ASSEM.-----	1
3	L1143	BOLT-----	9
4	3B4506	LOCKWASHER-----	21
5	S1594	BOLT-----	8
6	7H9831	LOCK-----	1
7	9H4891	GASKET-----	1
8	1B4203	NUT-----	6
9	7M232	COVER-----	1
10	1C2251	BOLT-----	2
11	5S6385	COVER ASSEM.-----	1
12	6H192	STUD-----	4
13	2A3630	PIN-----	2
14	3B2460	STUD-----	1
(Parts of 5S6385 Cover Assem.)			
15	5S8055	GASKET-----	1
16	1A2029	BOLT-----	4
17	7S1804	PIPE ASSEM.-----	1
18	8S3995	GAUGE ASSEM.-----	1
19	5S8059	TUBE ASSEM.-----	1
20	8M9307	PLUG-----	1
	6F7062	GASKET-----	1
21	L364	LOCK-----	2
22	4M4419	LOCK-----	2
	3B2968	BOLT-----	2
23	213506	NUT-----	2
	5H1504	WASHER-----	2
	6H1717	BOLT-----	4
24	9B453	LOCKWASHER-----	4
25	8S1326	FITTING-----	1
	4B2363	PLUG-----	1
26	6F4868	PLUG-----	1
27	8S8206	PAN ASSEM.-----	1
28	5M9136	LOCK-----	1
29	1A1460	BOLT-----	11
30	5M9132	LOCK-----	1
31	5M9135	LOCK-----	1
32	2B947	BOLT-----	2
33	5M9134	LOCK-----	1
34	5M9131	LOCK-----	1

122679

ONLY "CATERPILLAR" PARTS GIVE "CATERPILLAR" PERFORMANCE

DIESEL ENGINE

20A



REF. NO.	PART NUMBER	DESCRIPTION	QTY
1	Not Serv	BLOCK ASSEM. ----- (See Separate Illustration)	1
2	S 1594	BOLT-----	10

3	3B4506	LOCKWASHER-----	63
4	4M6480	GASKET-----	1
5	1M130	COVER-----	1

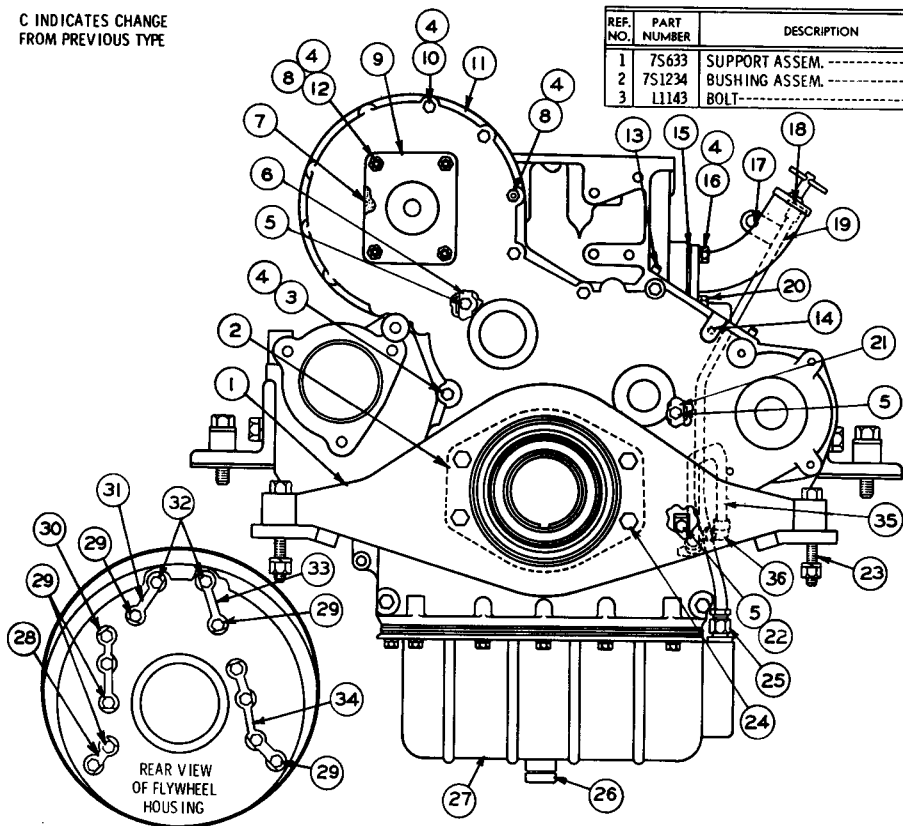
REF. NO.	PART NUMBER	DESCRIPTION	QTY
6	5S6670	SEAL-----	12
7	5S6346	LINER-----	6
8	5S7136	PLATE ASSEM.-----	1
	5S7190	STUD----- (Part of 5S7136 Plate Assem.)	1
9	5S7134	GASKET-----	1
10	5M6214	PLUG-----	1
11	5B8030	WASHER-----	1
12	5M6213	PLUG-----	6
13	5S7135	GASKET-----	1
14	S 1588	BOLT-----	20
15	9H6067	SEAL-----	1
16	8S501	TUBE ASSEM.-----	1
17	8S1965	GASKET-----	1
18	1A2029	BOLT-----	7
19	L 1351	BOLT-----	26
20	9S1799	COVER-----	1
	L 8S877	GASKET-----	1
21	8S1961	PLATE ASSEM.-----	1
22	4M2969	GASKET-----	1
	4F4879	BOLT-----	1
	L 364	LOCK-----	1
	L 827	PLUG-----	1
24	L 1124	GASKET-----	1
	9H5921	GASKET-----	1
25	9H5921	GASKET-----	1
26	7S7780	HOUSING ASSEM.-----	1
27	2A3798	DOWEL----- (Part of 7S7780 Housing Assem.)	2
	8S775	SHIM----- (L.049" Thick)	2
28	8S776	SHIM----- (L.065" Thick)	2
	8S777	SHIM----- (L.083" Thick)	2
29	9M3637	SPACER-----	4
	3S919	BRACKET----- (Right Hand)	1
30	3S920	BRACKET----- (Left Hand)	1
	1D4586	BOLT-----	4
31	9H1024	WASHER-----	4
	S 1589	BOLT-----	4
32	3B4510	LOCKWASHER-----	4
33	4B3938	PLUG-----	1
34	7M4593	PLUG-----	6

132858

**CYLINDER BLOCK AND COVERS--Side View**  
 Serial No. 93J371 to 93J377 inclusive and 94J654, 94J655 and 94J658 to 94J683 inclusive  
 Cylinder Block parts are shown on Page 22. See Page 24 for Gasket Kits

**CYLINDER BLOCK AND COVERS—End View**  
 Serial No. 93J371 to 93J377 inclusive and 94J654, 94J655 and 94J658 to 94J683 inclusive

C INDICATES CHANGE FROM PREVIOUS TYPE



REF. NO.	PART NUMBER	DESCRIPTION	QTY
1	7S633	SUPPORT ASSEM.-----	1
2	7S1234	BUSHING ASSEM.-----	1
3	L1143	BOLT-----	9

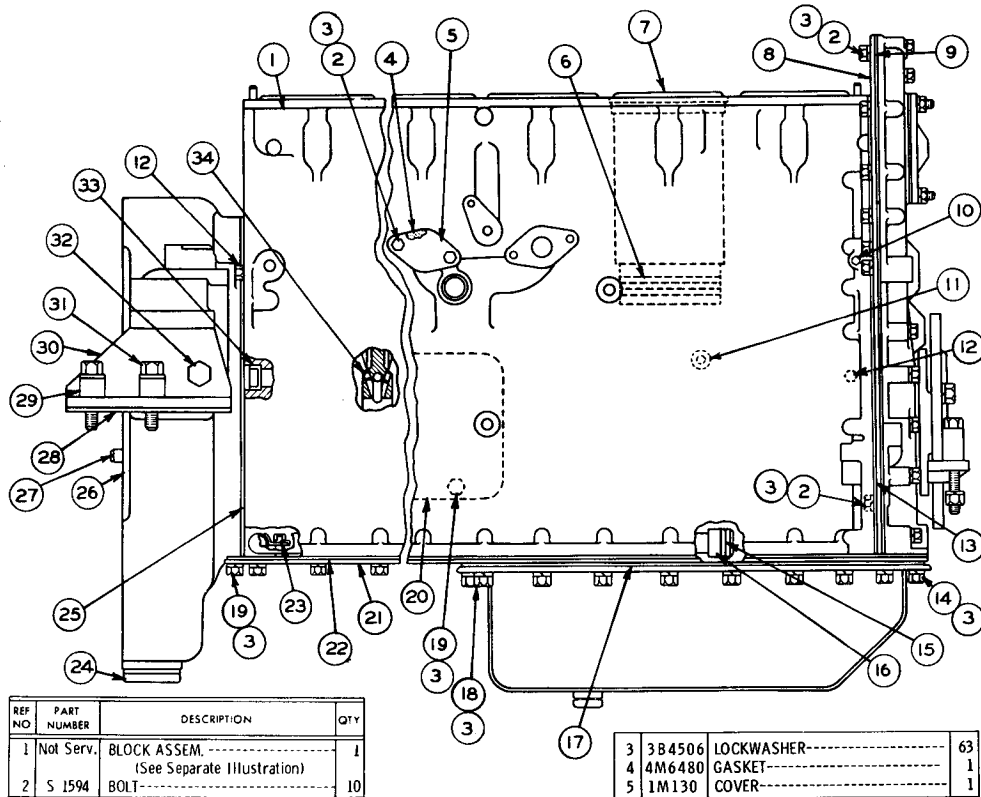
REF. NO.	PART NUMBER	DESCRIPTION	QTY
4	3B4506	LOCKWASHER-----	21
5	S1594	BOLT-----	8
6	9S3187	LOCK-----	1
7	9H4891	GASKET-----	1
8	1B4203	NUT-----	6
9	7M232	COVER-----	1
10	1C2251	BOLT-----	2
11	5S6385	COVER ASSEM.-----	1
12	6H192	{ STUD-----	4
13	2A3630	{ PIN-----	2
14	3B2460	{ STUD-----	1
		(Parts of 5S6385 Cover Assem.)	
15	5S8055	GASKET-----	1
16	1A2029	BOLT-----	4
17	7S1804	PIPE ASSEM.-----	1
18	8S3995	GAUGE ASSEM.-----	1
19	9S1796	TUBE ASSEM.-----	1
20	8M9307	PLUG-----	1
21	6F7062	GASKET-----	1
22	9S3188	LOCK-----	1
23	4M4419	LOCK-----	1
24	3B2968	BOLT-----	2
25	2J3506	NUT-----	2
26	5H1504	WASHER-----	2
27	S1595	BOLT-----	4
28	3B4508	LOCKWASHER-----	4
29	8S1326	FITTING-----	1
30	4B2363	PLUG-----	1
31	6F4868	GASKET-----	1
32	8S8206	PAN ASSEM.-----	1
33	5M9136	LOCK-----	1
34	1A1460	BOLT-----	11
35	5M9132	LOCK-----	1
36	5M9135	LOCK-----	1
	2B947	BOLT-----	2
	5M9134	LOCK-----	1
	5M9131	LOCK-----	1
	9S1759	TUBE-----	1
	3B8998	FITTING-----	2
	1F1344	NUT-----	2
		(1 in each 3B8998 Fitting)	

105729

ONLY "CATERPILLAR" PARTS GIVE "CATERPILLAR" PERFORMANCE

DIESEL ENGINE

20C



REF NO.	PART NUMBER	DESCRIPTION	QTY
6	5S6670	SEAL-----	12
7	5S6346	LINER-----	6
8	9S2273	PLATE ASSEM.-----	1
	9S2190	STUD----- (Part of 9S2273 Plate Assem.)	1
9	5S7134	GASKET-----	1
10	5M6214	PLUG-----	1
11	5B8030	WASHER-----	1
12	5M6213	PLUG-----	6
13	5S7135	GASKET-----	1
14	S 1588	BOLT-----	20
15	9H6067	SEAL-----	1
16	8S501	TUBE ASSEM.-----	1
17	8S1965	GASKET-----	1
18	1A2029	BOLT-----	7
19	L 1351	BOLT-----	26
	9S1799	COVER-----	1
20	8S877	GASKET-----	1
21	8S1961	PLATE ASSEM.-----	1
22	4M2969	GASKET-----	1
	4F4879	BOLT-----	1
23	L 364	LOCK-----	1
	L 827	PLUG-----	1
24	L 1124	GASKET-----	1
25	9H5921	GASKET-----	1
26	7S7780	HOUSING ASSEM.-----	1
27	2A3798	DOWEL----- (Part of 7S7780 Housing Assem.)	2
	8S775	SHIM-----(.049" Thick)	2
	8S776	SHIM-----(.065" Thick)	2
	8S777	SHIM-----(.083" Thick)	2
29	9M3637	SPACER-----	4
	3S919	BRACKET----- (Right Hand)	1
	3S920	BRACKET----- (Left Hand)	1
	1D4586	BOLT-----	4
31	9H1024	WASHER-----	4
	S 1589	BOLT-----	4
32	3B4510	LOCKWASHER-----	4
33	4B3938	PLUG-----	1
34	7M4593	PLUG-----	6

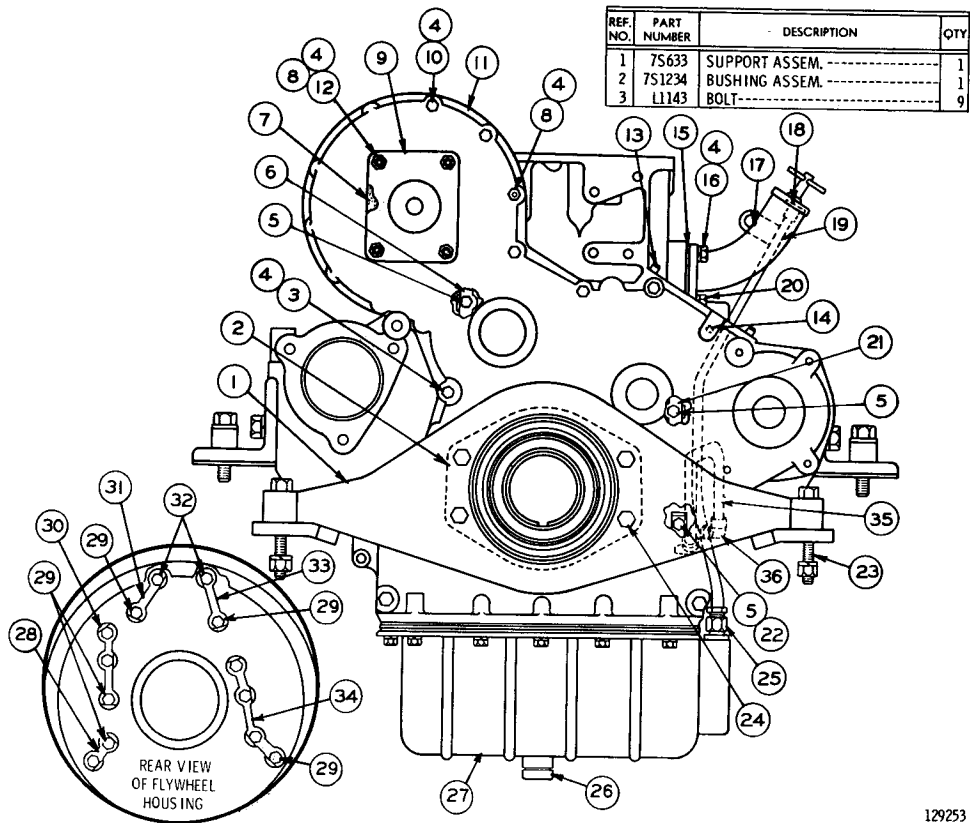
132859

CYLINDER BLOCK AND COVERS—Side View  
 Serial No. 93J378 to 93J392 inclusive and 94J684 to 94J755 inclusive  
 Cylinder Block parts are shown on Page 22. See Page 24 for Gasket Kits



**CYLINDER BLOCK AND COVERS—End View**  
 Serial No. 93J378 to 93J392 inclusive and 94J684 to 94J755 inclusive

ONLY "CATERPILLAR" PARTS GIVE "CATERPILLAR" PERFORMANCE



REF. NO.	PART NUMBER	DESCRIPTION	QTY
1	7S633	SUPPORT ASSEM. ....	1
2	7S1234	BUSHING ASSEM. ....	1
3	L1143	BOLT-----	9

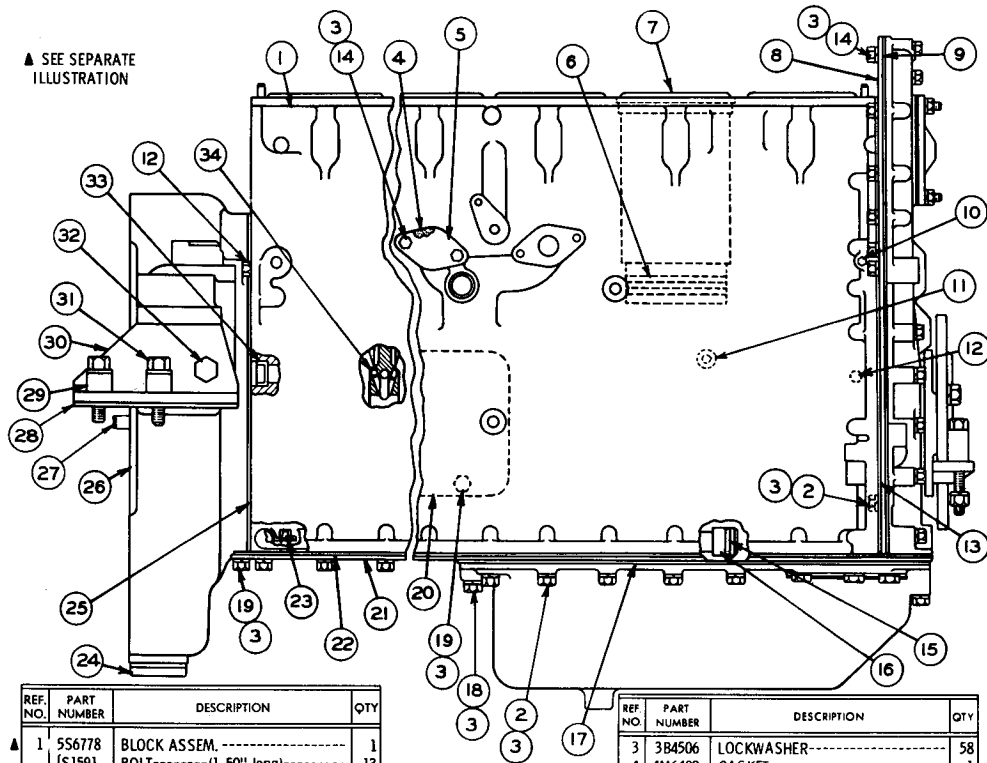
REF. NO.	PART NUMBER	DESCRIPTION	QTY
4	3B4506	LOCKWASHER-----	21
5	S1594	BOLT-----	8
6	9S3187	LOCK-----	1
7	9H4891	GASKET-----	1
8	1B4203	NUT-----	6
9	7M232	COVER-----	1
10	1C2251	BOLT-----	2
11	5S6385	COVER ASSEM. ....	1
12	6H192	{ STUD-----	4
13	2A3630	{ PIN-----	2
14	3B2460	{ STUD-----	1
(Parts of 5S6385 Cover Assem.)			
15	5S8055	GASKET-----	1
16	1A2029	BOLT-----	4
17	7S1804	PIPE ASSEM. ....	1
18	8S3995	GAUGE ASSEM. ....	1
19	9S1796	TUBE ASSEM. ....	1
20	8M9307	PLUG-----	1
	6F7062	GASKET-----	1
21	9S3188	LOCK-----	1
22	4M4419	LOCK-----	1
	3B2968	BOLT-----	2
23	2J3506	NUT-----	2
	5H1504	WASHER-----	2
	S1595	BOLT-----	4
24	3B4508	LOCKWASHER-----	4
25	8S1326	FITTING-----	1
	4B2363	PLUG-----	1
26	6F4868	GASKET-----	1
27	8S8206	PAN ASSEM. ....	1
28	5M9136	LOCK-----	1
29	1A1460	BOLT-----	11
30	5M9132	LOCK-----	1
31	5M9135	LOCK-----	1
32	2B947	BOLT-----	2
33	5M9134	LOCK-----	1
34	5M9131	LOCK-----	1
35	9S1759	TUBE-----	1
	3B8998	FITTING-----	2
36	1F1344	NUT-----	2
(1 in each 3B8998 Fitting)			

129253

DIESEL ENGINE

20E

▲ SEE SEPARATE ILLUSTRATION



REF. NO.	PART NUMBER	DESCRIPTION	QTY
▲ 1	556778	BLOCK ASSEM.-----	1
2	S1591	BOLT----- (L. 50" long)-----	13
	L1352	BOLT----- (3. 25" long)-----	3

REF. NO.	PART NUMBER	DESCRIPTION	QTY
3	3B4506	LOCKWASHER-----	58
4	4M6480	GASKET-----	1
5	1M130	COVER-----	1

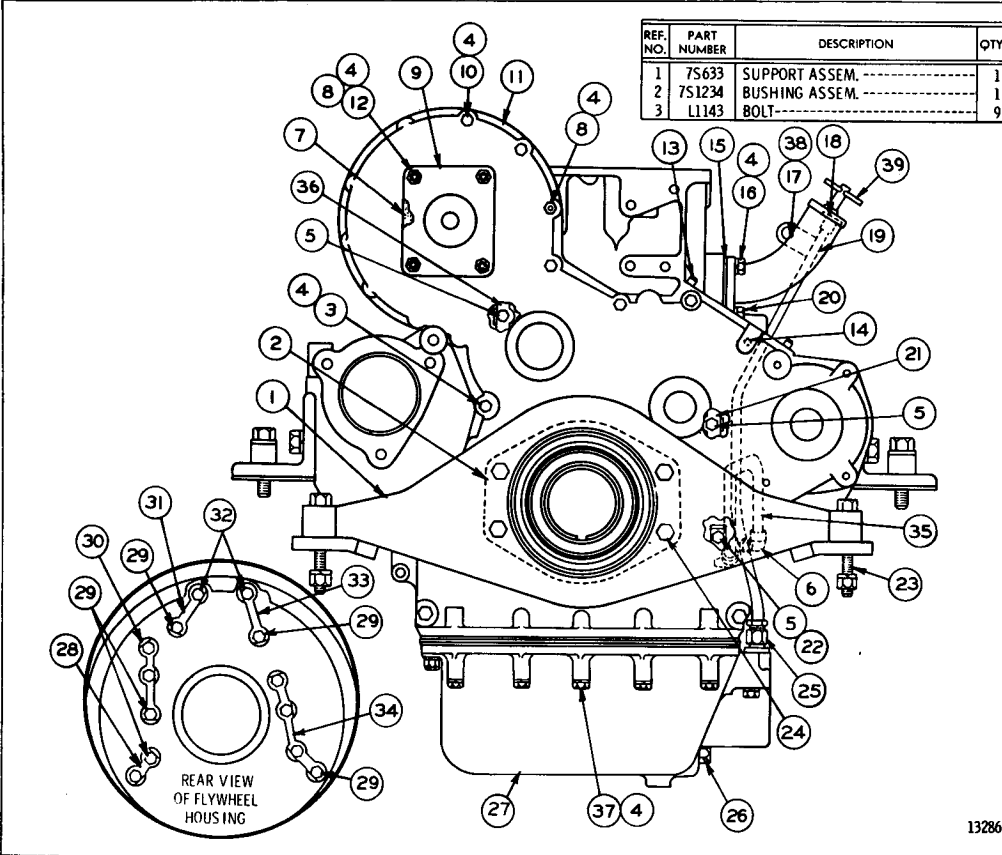
REF. NO.	PART NUMBER	DESCRIPTION	QTY
6	556670	SEAL-----	12
7	9S6557	LINER-----	6
8	9S2273	PLATE ASSEM.-----	1
	5S7190	STUD----- (Part of 9S2273 Plate Assem.)	1
9	5S7134	GASKET-----	1
10	5M6214	PLUG-----	1
11	5B8030	WASHER-----	1
12	5M6213	PLUG-----	6
13	5S7135	GASKET-----	1
14	S1594	BOLT-----	10
15	9H6067	SEAL-----	1
16	8S501	TUBE ASSEM.-----	1
17	8S1965	GASKET-----	1
18	2A4639	BOLT-----	7
19	L 1351	BOLT-----	26
20	9S1799	COVER-----	1
	8S877	GASKET-----	1
21	8S1961	PLATE ASSEM.-----	1
22	4M2969	GASKET-----	1
	T102	BOLT-----	1
23	L364	LOCK-----	1
24	L 827	PLUG-----	1
	L 1124	GASKET-----	1
25	9H5921	GASKET-----	1
26	7S7780	HOUSING ASSEM.-----	1
27	2A3798	DOWEL----- (Part of 7S7780 Housing Assem.)	2
	8S775	SHIM----- (L. 049" Thick)	2
28	8S776	SHIM----- (L. 065" Thick)	2
	8S777	SHIM----- (L. 083" Thick)	2
29	9M3637	SPACER-----	4
30	3S919	BRACKET----- (Right Hand)	1
	3S920	BRACKET----- (Left Hand)	1
31	1D4586	BOLT-----	4
	9H1024	WASHER-----	4
	S 1589	BOLT-----	4
32	3B4510	LOCKWASHER-----	4
33	4B3938	PLUG-----	1
	7M4593	PLUG-----	6

132860

CYLINDER BLOCK AND COVERS (5S9042 N/S)—Side View  
 Serial No. 93J393 to 93J617 inclusive and 94J756 to 94J1588 inclusive  
 5S6778 Cylinder Block parts are shown on Page 22A. See Page 24 for Gasket Kits

**CYLINDER BLOCK AND COVERS (5S9042 N/S)—End View**  
 Serial No. 93J617 to 93J617 inclusive and 94J756 to 94J1588 inclusive

ONLY "CATERPILLAR" PARTS GIVE "CATERPILLAR" PERFORMANCE

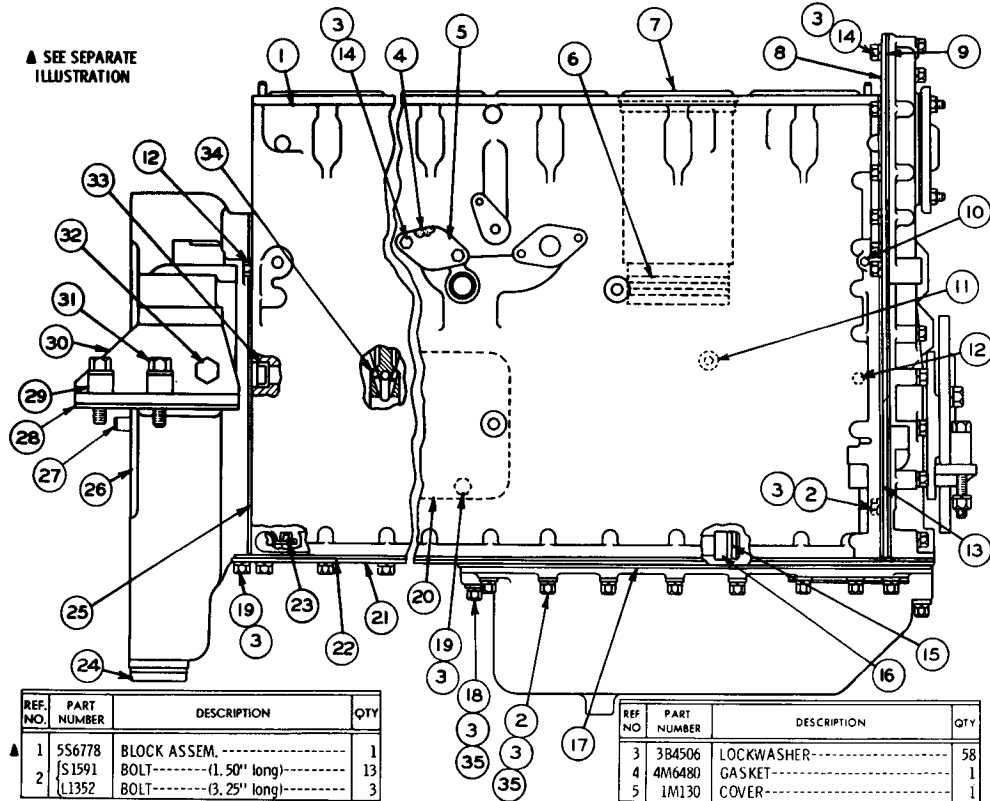


4	3B4506	LOCKWASHER-----	26
5	S1594	BOLT-----	8
	3B8998	FITTING-----	2
6	1F1344	NUT-----	2
		(1 in each 3B8998 Fitting)	
7	9H4891	GASKET-----	1
8	1B4203	NUT-----	6
9	7M232	COVER-----	1
10	1C2251	BOLT-----	2
11	5S6385	COVER ASSEM.	1
12	6H192	{ STUD-----	4
13	2A3630	{ PIN-----	2
14	3B2460	{ STUD-----	1
		(Parts of 5S6385 Cover Assem.)	
15	5S8055	GASKET-----	1
16	1A2029	BOLT-----	3
17	1P2698	PIPE-----	1
18	8S3995	GAUGE ASSEM.	1
19	9S1796	TUBE ASSEM.	1
20	8M9307	PLUG-----	1
	6F7062	GASKET-----	1
21	9S3188	LOCK-----	1
22	4M4419	LOCK-----	1
	3B2968	BOLT-----	2
23	213506	NUT-----	2
	5H1504	WASHER-----	2
	S1595	BOLT-----	4
24	3B4508	LOCKWASHER-----	4
25	8S1326	FITTING-----	1
26	4B7739	PLUG-----	1
27	8S6086	PAN-----	1
28	5M9136	LOCK-----	1
29	1A1460	BOLT-----	11
30	5M9132	LOCK-----	1
31	5M9135	LOCK-----	1
32	2B947	BOLT-----	2
33	5M9134	LOCK-----	1
34	5M9131	LOCK-----	1
35	9S1759	TUBE-----	1
36	9S3187	LOCK-----	1
37	T573	BOLT-----	5
38	7S1801	ANCHOR-----	1
39	7S1803	CAP ASSEM.	1

132861

DIESEL ENGINE

▲ SEE SEPARATE ILLUSTRATION



REF. NO.	PART NUMBER	DESCRIPTION	QTY
6	556670	SEAL	12
7	9S6557	LINER-----	6
8	9S2273	PLATE ASSEM.-----	1
	5S7190	STUD-----	1
		(Part of 9S2273 Plate Assem.)	
9	5S7134	GASKET	1
10	5M6214	PLUG	1
11	5B8030	WASHER-----	1
12	5M6213	PLUG	6
13	5S7135	GASKET	1
14	S1594	BOLT-----	10
15	9H6067	SEAL	1
16	8S501	TUBE ASSEM.-----	1
17	8S1965	GASKET	1
18	2A4639	BOLT-----	7
19	L 1351	BOLT-----	26
20	9S1799	COVER-----	1
	8S877	GASKET	1
21	8S1961	PLATE ASSEM.-----	1
22	4M2969	GASKET	1
	T102	BOLT	1
	L364	LOCK	1
24	L 827	PLUG	1
	L 1124	GASKET	1
25	9H5921	GASKET	1
26	7S7780	HOUSING ASSEM.-----	1
27	2A3798	DOWEL-----	2
28	8S775	SHIM----- (.049" Thick)	2
	8S776	SHIM----- (.065" Thick)	2
	8S777	SHIM----- (.083" Thick)	2
29	9M3637	SPACER-----	4
30	3S919	BRACKET----- (Right Hand)	1
	3S920	BRACKET----- (Left Hand)	1
	1D4586	BOLT-----	4
31	9H1024	WASHER-----	4
	S1589	BOLT-----	4
32	3B4510	LOCKWASHER-----	4
33	4B3938	PLUG-----	1
34	7M4593	PLUG-----	6
35	4B4278	WASHER-----	23

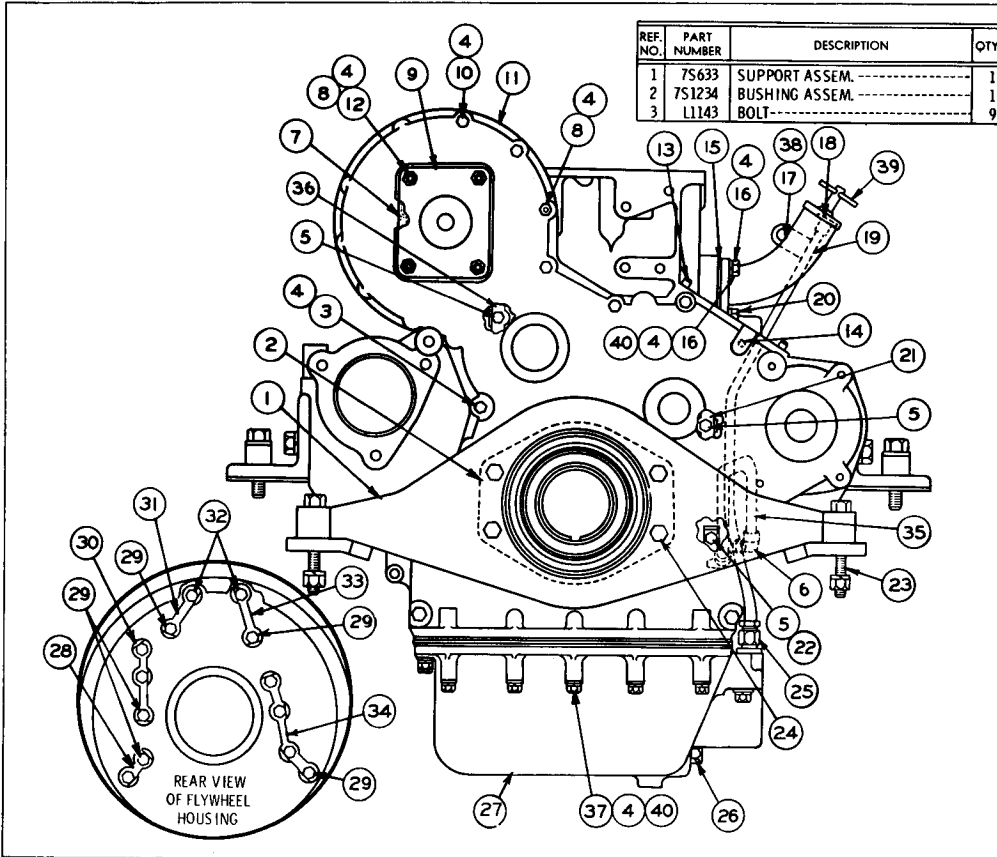
136059

CYLINDER BLOCK AND COVERS (5S9042 N/S)—Side View  
 Effective with Serial No. 93J618—Up and 94J1589—Up. 5S6778 Cylinder Block parts are shown on Page 22A. Note: 8S4635 Piston and Liner Group, consisting of: 1—Piston Assembly, 1—Liner and 2—Seal, is available. See Page 24 for Gasket Kits

### CYLINDER BLOCK AND COVERS (5S9042 N/S)—End View

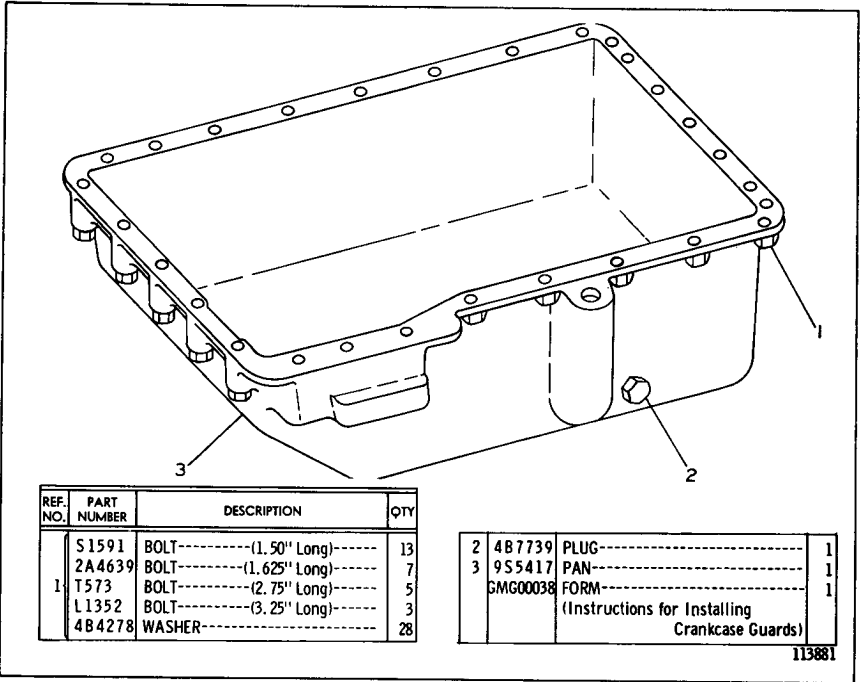
Effective with Serial No. 93J618—Up and 94J1589—Up

ONLY "CATERPILLAR" PARTS GIVE "CATERPILLAR" PERFORMANCE



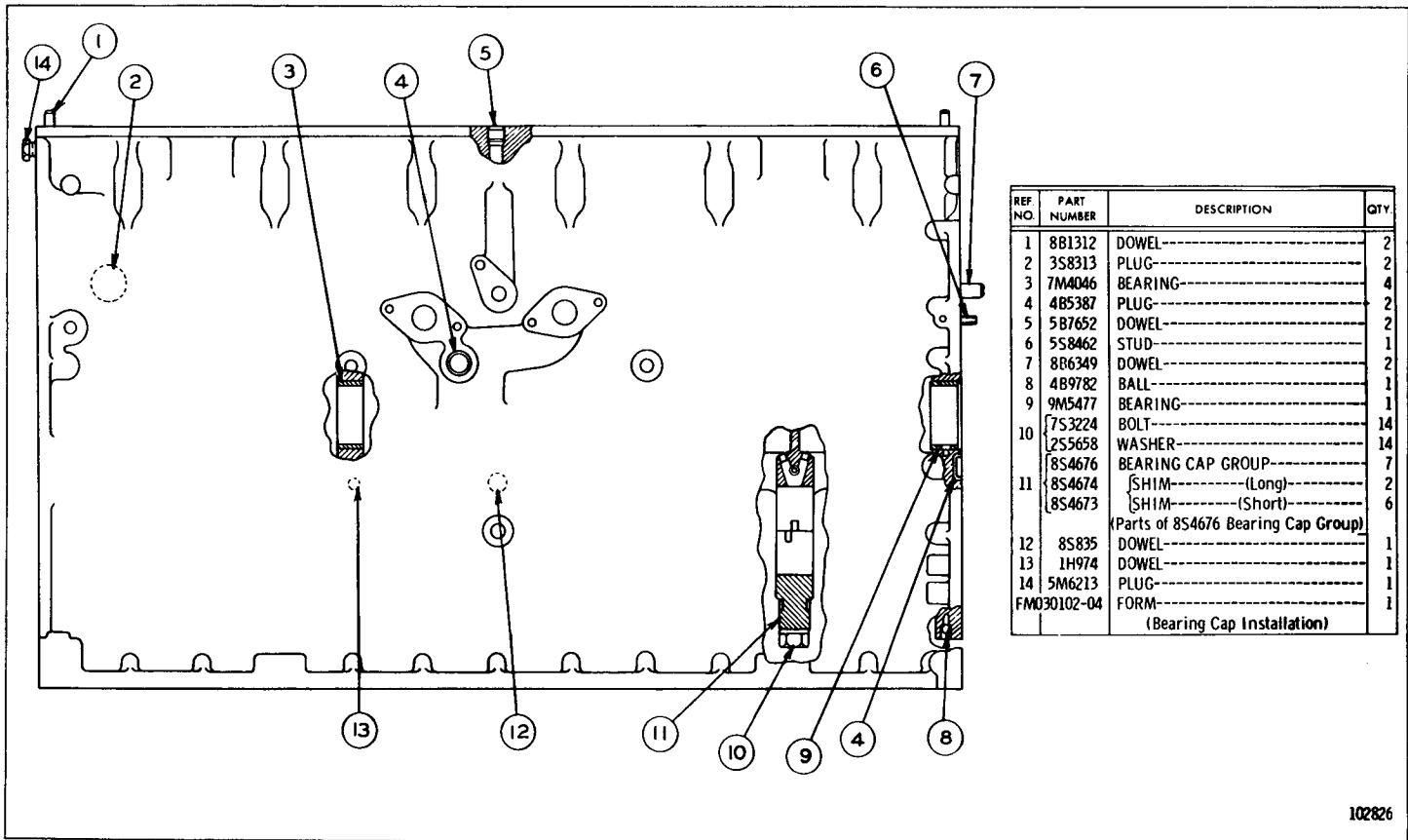
4	3B4506	LOCKWASHER	26
5	S1594	BOLT	8
6	3B8998	FITTING	2
7	1F1344	NUT	2
8	9H4891	GASKET	1
9	1B4203	NUT	6
10	2N2753	COVER	1
11	1C2251	BOLT	2
12	958991	COVER ASSEM.	1
13	T101	STUD	4
14	8S6814	DOWEL	2
15	3B2460	STUD	1
16	5S8055	GASKET	1
17	1A2029	BOLT	3
18	1P2698	PIPE	1
19	8S3995	GAUGE ASSEM.	1
20	9S1796	TUBE ASSEM.	1
21	8M9307	PLUG	1
22	6F7062	GASKET	1
23	9S3188	LOCK	1
24	4M4419	LOCK	1
25	3B2968	BOLT	2
26	2J3506	NUT	2
27	5H1504	WASHER	2
28	S1595	BOLT	4
29	3B4508	LOCKWASHER	4
30	8S1326	FITTING	1
31	4B7739	PLUG	1
32	9S5417	PAN	1
33	5M9136	LOCK	1
34	1A1460	BOLT	11
35	5M9132	LOCK	1
36	5M9135	LOCK	1
37	2B947	BOLT	2
38	5M9134	LOCK	1
39	5M9131	LOCK	1
40	9S1759	TUBE	1
41	9S3187	LOCK	1
42	T573	BOLT	5
43	7S1801	ANCHOR	1
44	7S1803	CAP ASSEM.	1
45	4B4278	WASHER	8

135908



**9S3105 OIL PAN SERVICE GROUP**

Serial No. 93J1 to 93J392 inclusive and 94J1 to 94J755 inclusive  
 Provides Field Replacement for 8S8206 Oil Pan



REF. NO.	PART NUMBER	DESCRIPTION	QTY.
1	8B1312	DOWEL-----	2
2	3S8313	PLUG-----	2
3	7M4046	BEARING-----	4
4	4B5387	PLUG-----	2
5	5B7652	DOWEL-----	2
6	5S8462	STUD-----	1
7	8R6349	DOWEL-----	2
8	4B9782	BALL-----	1
9	9M5477	BEARING-----	1
10	7S3224	BOLT-----	14
	2S5658	WASHER-----	14
	8S4676	BEARING CAP GROUP-----	7
11	8S4674	{SHIM----- (Long)-	2
	8S4673	{SHIM----- (Short)-	6
		(Parts of 8S4676 Bearing Cap Group)	
12	8S835	DOWEL-----	1
13	1H974	DOWEL-----	1
14	5M6213	PLUG-----	1
	FMO30102-04	FORM-----	1
		(Bearing Cap Installation)	

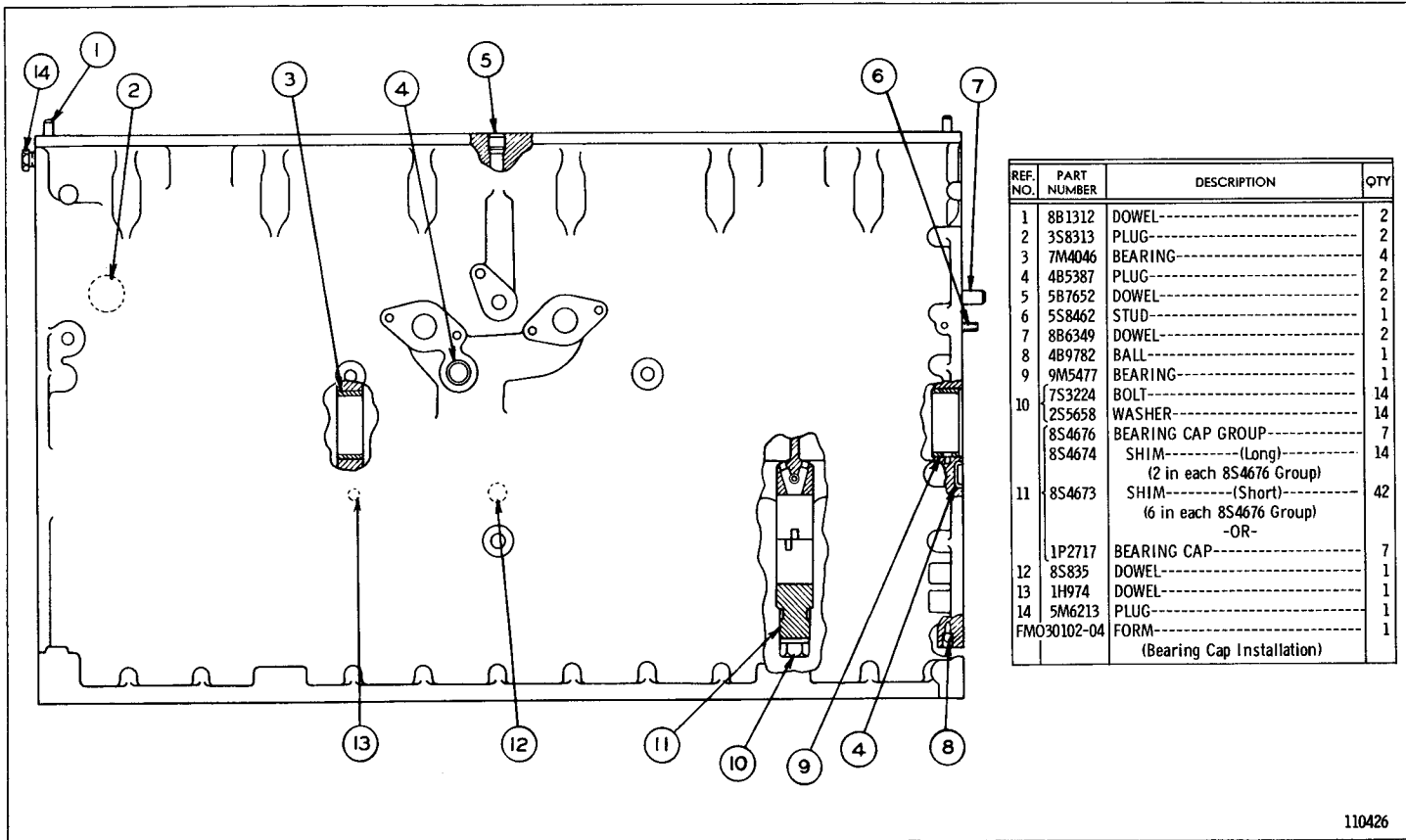
**CYLINDER BLOCK ASSEMBLY**

Serial No. 93J1 to 93J392 inclusive and 94J1 to 94J755 inclusive. Part of Cylinder Block and Covers shown on Pages 20, 20B and 20D. Note: For Field Replacement order 5S6778 Block plus 1-9S5603 Hardware Kit

### 5S6778 CYLINDER BLOCK ASSEMBLY

Effective with Serial No. 93J393—Up and 94J756—Up. Part of Cylinder Block and Covers shown on Pages 20F and 21A. Note: For Field Replacement order 5S6778 Block plus 1-9S5603 Hardware Kit

ONLY "CATERPILLAR" PARTS GIVE "CATERPILLAR" PERFORMANCE



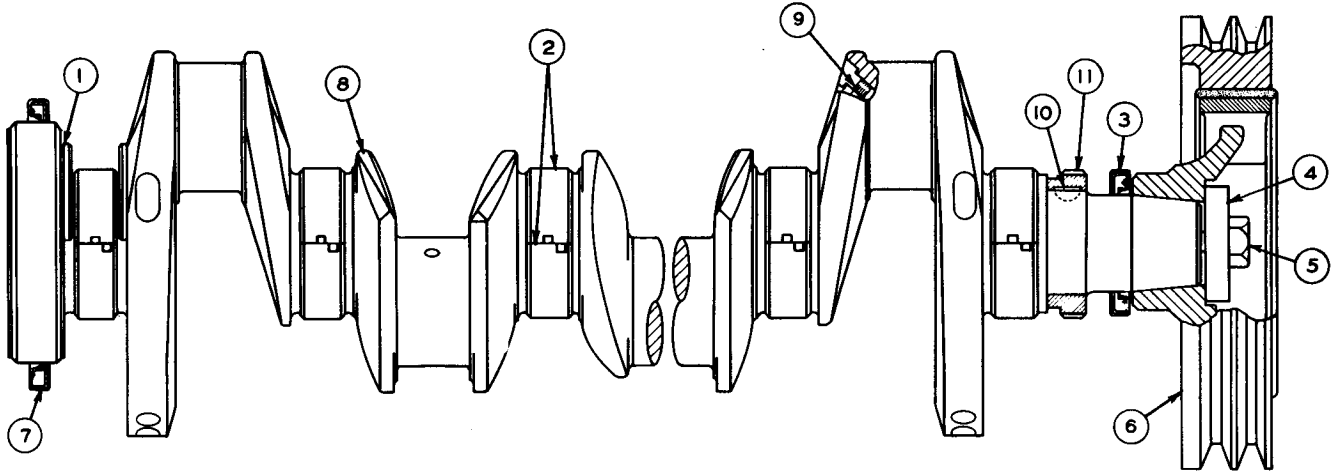
REF. NO.	PART NUMBER	DESCRIPTION	QTY
1	881312	DOWEL-----	2
2	3S8313	PLUG-----	2
3	7M4046	BEARING-----	4
4	4B5387	PLUG-----	2
5	5B7652	DOWEL-----	2
6	5S8462	STUD-----	1
7	8B6349	DOWEL-----	2
8	4B9782	BALL-----	1
9	9M5477	BEARING-----	1
10	7S3224	BOLT-----	14
	2S5658	WASHER-----	14
	8S4676	BEARING CAP GROUP-----	7
	8S4674	SHIM----- (Long)	14
11	8S4673	SHIM----- (Short)	42
		(2 in each 8S4676 Group)	
		(6 in each 8S4676 Group)	
		-OR-	
	1P2717	BEARING CAP-----	7
12	8S835	DOWEL-----	1
13	1H974	DOWEL-----	1
14	5M6213	PLUG-----	1
	FMO30102-04	FORM-----	1
		(Bearing Cap Installation)	

DIESEL ENGINE

22A



CRANKSHAFT



REF. NO.	PART NUMBER	DESCRIPTION	QTY.
1	2P716	PLATE-----	2
2	3S9730	BEARING-----	7
3	5S9021	SEAL-----	1
4	5S9948	WASHER-----	1
5	6B5310	BOLT-----	1

REF. NO.	PART NUMBER	DESCRIPTION	QTY.
6	7S2233	DAMPER ASSEM.-----	1
	5S9022	SEAL-----	1
		-or-	
7	5S6297	SEAL ASSEM.-----	1
		(With Sleeve for Worn Flange)	

REF. NO.	PART NUMBER	DESCRIPTION	QTY.
8	5S5871	CRANKSHAFT ASSEM.-----	1
9	9F2247	PLUG-----	6
10	5H2671	KEY-----	1
11	4M9933	GEAR----- (40 Teeth)-----	1
		(Parts of 5S5871 Crankshaft Assem.)	

112032

## CATERPILLAR D5 TRACTOR

8S3982 FOR USE WITH STANDARD CRANKSHAFT

Consists of:  
Complete Set of Bearing Assemblies As Shown  
With Standard Crankshaft

8S3983 FOR USE WITH .010 UNDERSIZE CRANKSHAFT

Consists of:  
7 4S8881 Bearing  
2 2P716 Plate

8S3984 FOR USE WITH .020 UNDERSIZE CRANKSHAFT

Consists of:  
7 4S8883 Bearing  
2 2P716 Plate

8S3985 FOR USE WITH .030 UNDERSIZE CRANKSHAFT

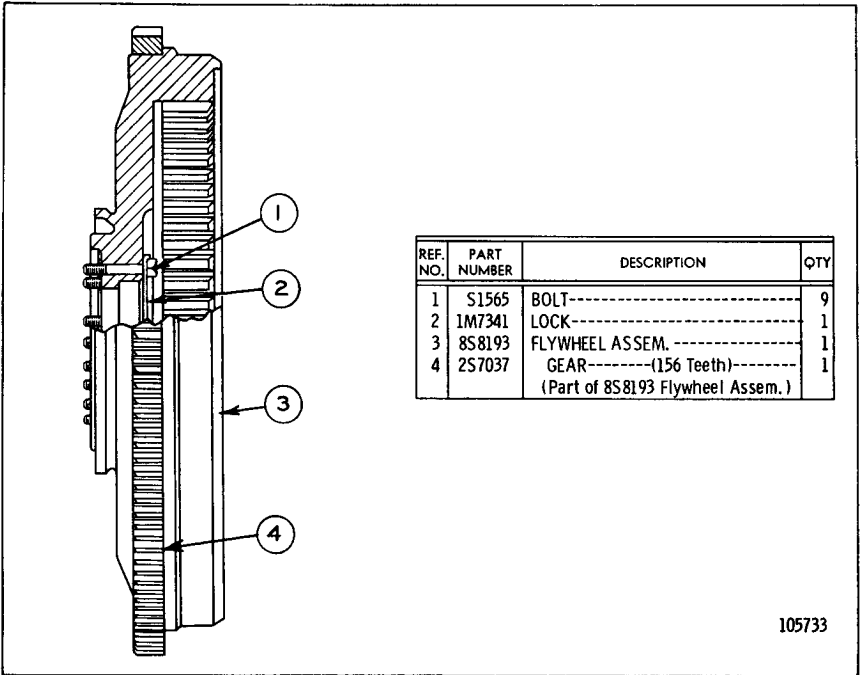
Consists of:  
7 4S8885 Bearing  
2 2P716 Plate

## CRANKSHAFT BEARING REPLACEMENT GROUPS

8S7062 Diesel Engine Basic  
8S7064 Diesel Engine Supplementary  
8S7059 Valve Grinding  
8S7057 Water Pump  
9S1064 Flywheel Clutch  
9S1068 Transmission

## GASKET KITS

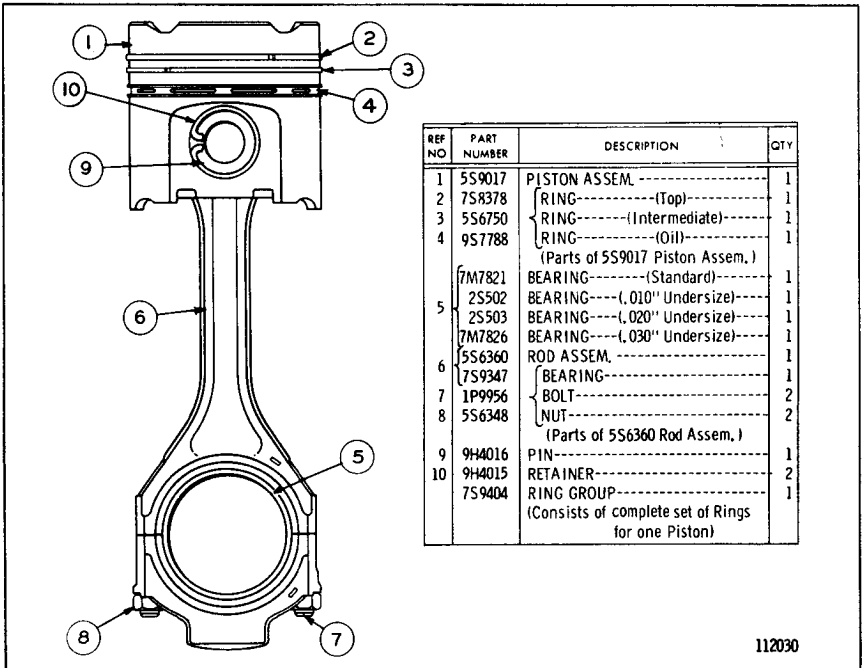
ALWAYS GIVE SERIAL NUMBER WHEN ORDERING PARTS



REF. NO.	PART NUMBER	DESCRIPTION	QTY
1	S1565	BOLT-----	9
2	1M7341	LOCK-----	1
3	8S8193	FLYWHEEL ASSEM.-----	1
4	2S7037	GEAR----- (156 Teeth)----- (Part of 8S8193 Flywheel Assem.)	1

105733

FLYWHEEL (7S7878 N/S)—Type 1

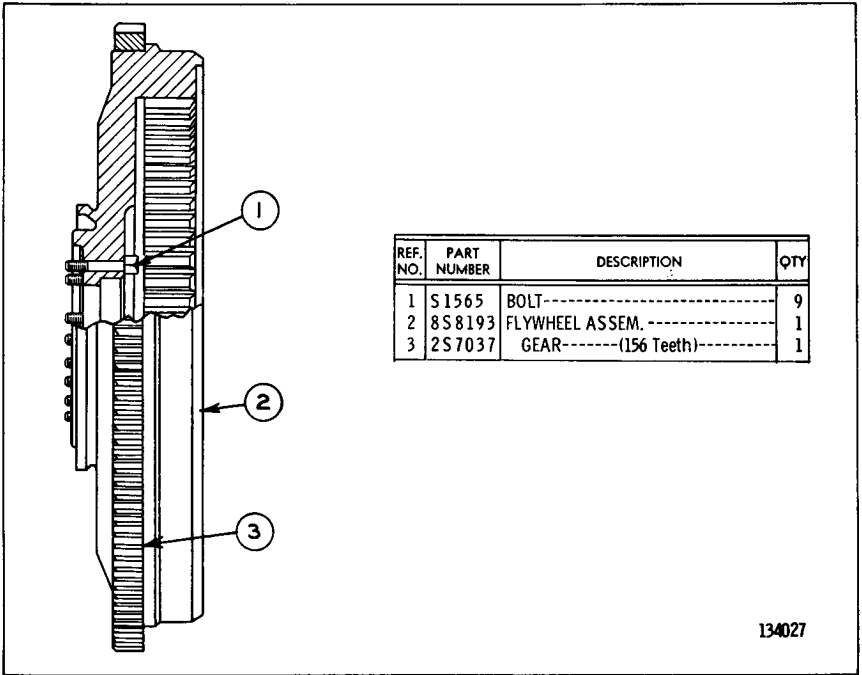


REF NO	PART NUMBER	DESCRIPTION	QTY
1	5S9017	PISTON ASSEM.-----	1
2	7S8378	{ RING----- (Top)-----	1
3	5S6750	{ RING----- (Intermediate)-----	1
4	9S7788	{ RING----- (Oil)-----	1
		(Parts of 5S9017 Piston Assem.)	
	7M7821	BEARING----- (Standard)-----	1
	2S502	BEARING----- (.010" Undersize)-----	1
	2S503	BEARING----- (.020" Undersize)-----	1
	7M7826	BEARING----- (.030" Undersize)-----	1
	5S6360	ROD ASSEM.-----	1
	7S9347	{ BEARING-----	1
	1P9956	{ BOLT-----	2
	5S6348	{ NUT-----	2
		(Parts of 5S6360 Rod Assem.)	
	9H4016	PIN-----	1
	9H4015	RETAINER-----	2
	7S9404	RING GROUP-----	1
		(Consists of complete set of Rings for one Piston)	

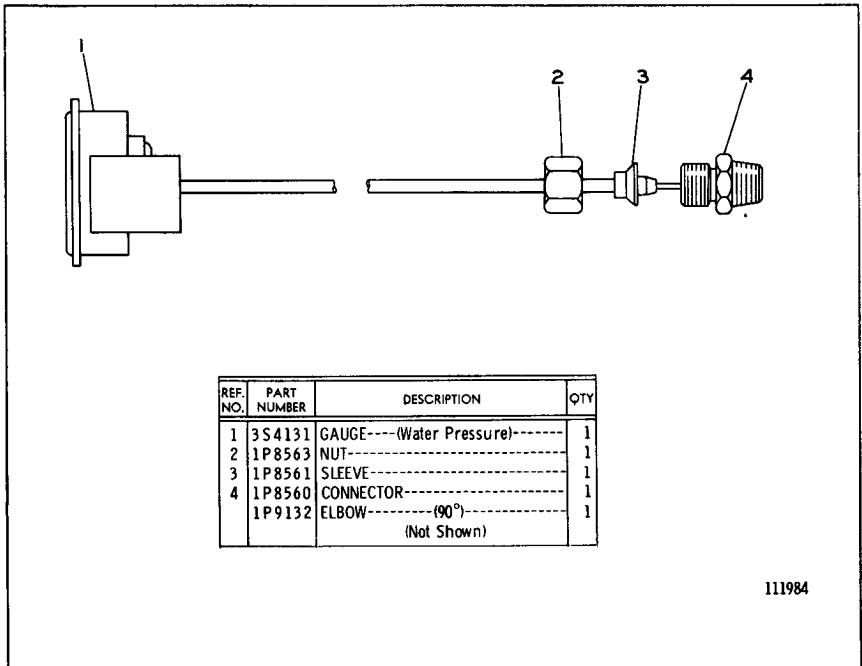
112030

CONNECTING ROD AND PISTON (5S6429 N/S)—6 Required  
 Note: 8S4635 Piston and Liner Group, consisting of: 1—Piston,  
 1—Liner and 2—Seal, is available

ONLY "CATERPILLAR" PARTS GIVE "CATERPILLAR" PERFORMANCE

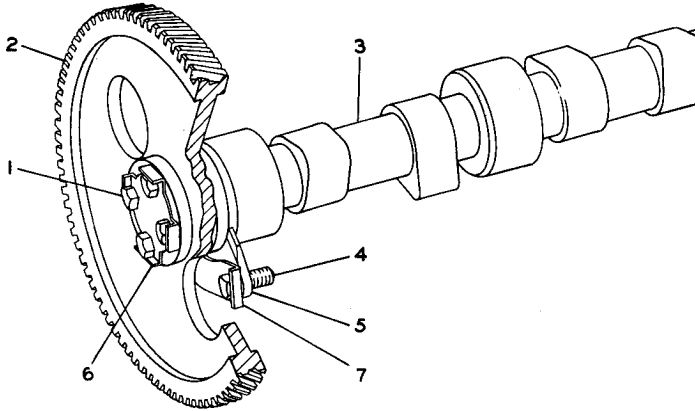


FLYWHEEL (7S7878 N/S)—Type 2



9S2326 WATER PRESSURE GAUGE GROUP—Field Installation

ONLY "CATERPILLAR" PARTS GIVE "CATERPILLAR" PERFORMANCE

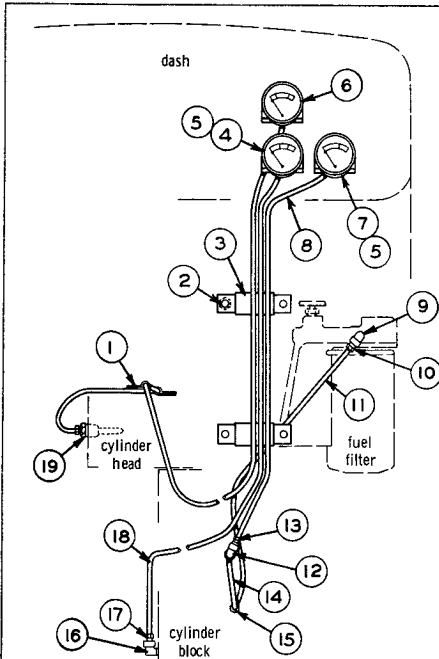


REF. NO.	PART NUMBER	DESCRIPTION	QTY
1	S1748	BOLT-----	4
2	5S3804	GEAR----- (80 Teeth)-----	1
3	5S3972	CAMSHAFT-----	1

4	S509	BOLT-----	2
5	7S2204	WASHER-----	1
6	8S2630	LOCK-----	1
7	8S1491	LOCK-----	1

112404

CAMSHAFT



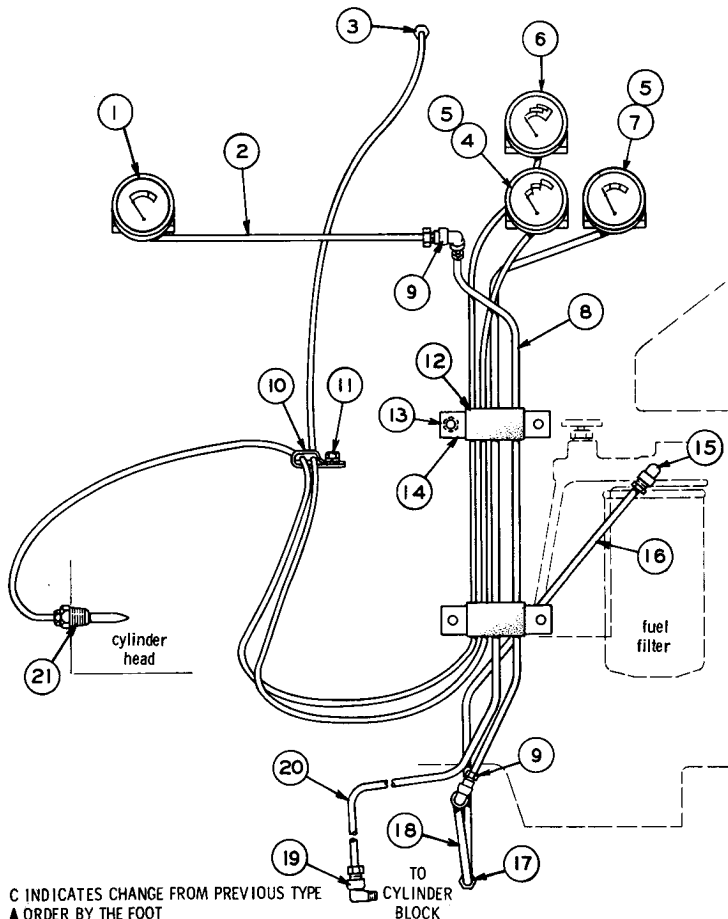
REF. NO.	PART NUMBER	DESCRIPTION	QTY
1	2B2404	CLIP-----	2
	8F244	GROMMET-----	2
2	1D4717	NUT-----	4
	3B4506	LOCKWASHER-----	4
3	1S430	CLAMP-----	2
	1S432	GROMMET-----	4
4	5M1065	GAUGE---(Engine Oil Pressure)---	1
5	3B8989	FITTING-----	2
	1F1344	NUT-----	2
(1 in each 3B8989 Fitting)			
6	7M459	INDICATOR--(Water Temperature)--	1
7	5S9068	GAUGE----(Fuel Pressure)-----	1
8	4S8385	TUBING---(.25" Diameter)---3 Feet	1
9	3B8998	FITTING-----	1
10	1F1344	NUT-----	1
(Part of 3B8998 Fitting)			
11	4S8385	TUBING---(.25" Diameter)---3 Feet	1
12	3B9000	FITTING-----	1
13	1F1344	NUT-----	2
(Part of 3B9000 Fitting)			
14	4S8385	TUBING---(.25" Diameter)---3 Feet	1
15	3B8990	FITTING-----	1
	1F1344	NUT-----	2
(Part of 3B8990 Fitting)			
16	5K6437	CLIP-----	1
17	1H7922	FITTING-----	1
18	4S8385	TUBING---(.25" Diameter)---5 Feet	1
19	6H6699	ADAPTER-----	1

102437

ENGINE GAUGES

Serial No. 93J1 to 93J345 inclusive & 94J1 to 94J476 inclusive  
 Refer also to Page 112 for special parts

ALWAYS GIVE SERIAL NUMBER WHEN ORDERING PARTS



C INDICATES CHANGE FROM PREVIOUS TYPE  
 ▲ ORDER BY THE FOOT  
 TO CYLINDER BLOCK

REF. NO.	PART NUMBER	DESCRIPTION	QTY
1	5S9068	GAUGE----(Fuel Pressure)----	1
C▲ 2	4S8385	TUBE----(Fuel Pressure)----14.62"	1
C	389054	FITTING	1
C	8F8996	NUT (Part of 389054 Fitting)	1
C	3S4131	GAUGE----(Water Pressure)----	1
5	388989	FITTING	2
	1F1344	NUT (1 in each 388989 Fitting)	2
C	4S9207	HEAT INDICATOR	1
7	5M1065	GAUGE---(Engine Oil Pressure)---	1
C▲ 8	4S8385	TUBE----(Fuel Pressure)----24.01"	1
C	389000	FITTING	2
C	1F1344	NUT (2 in each 389000 Fitting)	4
C	4S8990	CLAMP	3
C	4S8989	GROMMET	6
C	S1617	BOLT	3

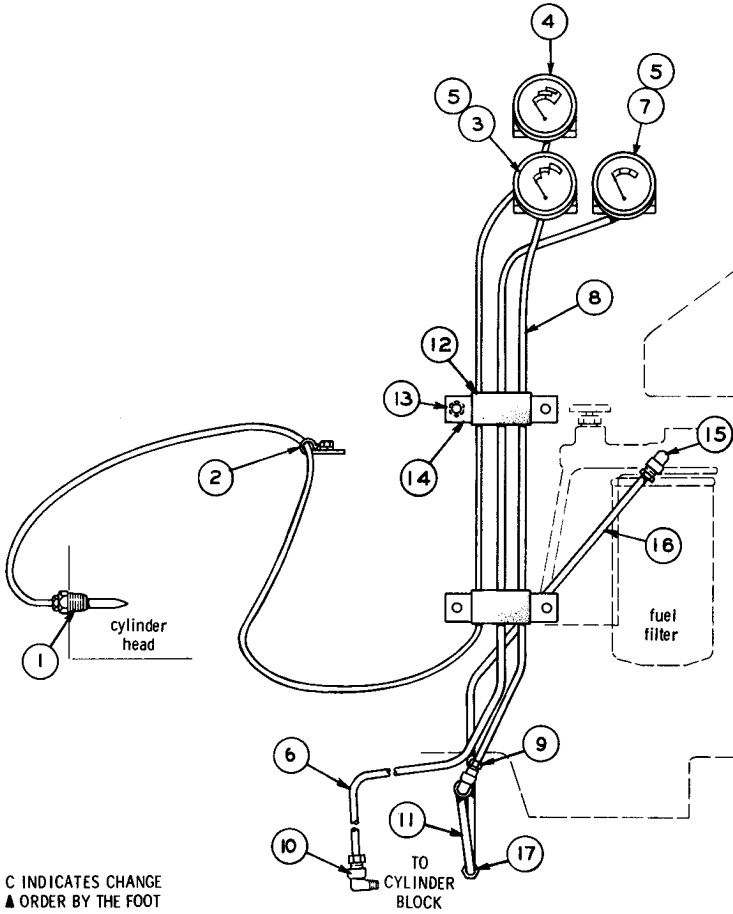
REF. NO.	PART NUMBER	DESCRIPTION	QTY
12	1S432	GROMMET	4
13	1D4717	NUT	4
	3B4506	LOCKWASHER	4
14	1S430	CLAMP	2
15	388998	FITTING	1
	1F1344	NUT (Part of 388998 Fitting)	1
▲ 16	4S8385	TUBE----(Fuel Pressure)----25.59"	1
	3B8990	FITTING	1
17	1F1344	NUT (Part of 3B8990 Fitting)	2
	5K6437	CLIP	1
▲ 18	4S8385	TUBE----(Fuel Pressure)----35.64"	1
19	1H7922	FITTING	1
	1F1344	NUT (Part of 1H7922 Fitting)	1
C▲ 20	4S8385	TUBE-(Engine Oil Pressure)-51.10"	1
21	6H6699	ADAPTER----(Heat Indicator)----	1

124083

ENGINE GAUGES

Serial No. 93J346 to 93J653 inclusive and 94J447 to 94J1617 inclusive  
 Refer also to Page 112 for special parts

ONLY "CATERPILLAR" PARTS GIVE "CATERPILLAR" PERFORMANCE



REF. NO.	PART NUMBER	DESCRIPTION	QTY
1	6H6699	ADAPTER----(Heat Indicator)----	1
C 2	1H5166	CLIP-----	3
3	5S9068	GAUGE-----(Fuel Pressure)----	1
C 4	7M459	INDICATOR-----	1
5	3B8989	FITTING-----	2
5	1F1344	NUT-----	1
▲ 6	4S8385	TUBE--(Engine Oil Pressure)--51.10'	1
7	5M1065	GAUGE-----(Engine Oil Pressure)--	1
CA 8	4S8385	TUBE-----(Fuel Pressure)---24.30"	1
9	3B9000	FITTING-----	1
9	1F1344	NUT-----	2

10	1H7922	FITTING-----	1
10	1F1344	NUT-----	1
▲ 11	4S8385	TUBE--(Fuel Pressure)---35.64"	1
12	1S432	GROMMET-----	4
13	1D4717	NUT-----	4
13	3B4506	LOCKWASHER-----	4
14	1S430	CLAMP-----	2
14	3B8988	FITTING-----	2
15	1F1344	NUT-----	1
15	1F1344	NUT-----	1
▲ 16	4S8385	TUBE-----(Fuel Pressure)---25.59"	1
16	3B8990	FITTING-----	1
17	1F1344	NUT-----	2
17	5K6437	CLIP-----	1

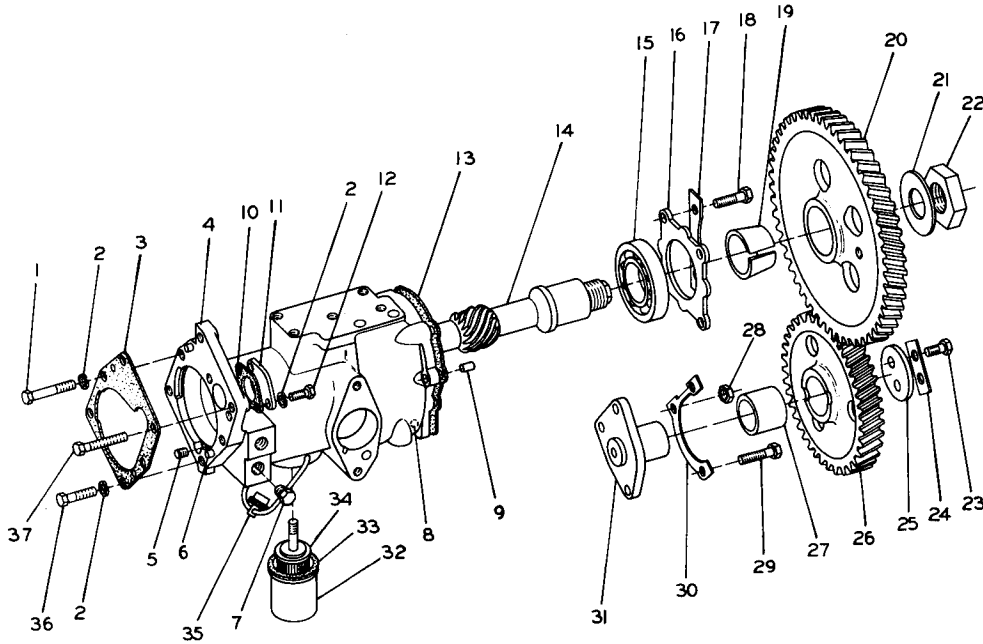
113791

ENGINE GAUGES (7S770 N/S)  
 Effective with Serial No. 93J654—Up and 94J1618—Up  
 Refer also to Page 112 for special parts

ALWAYS GIVE SERIAL NUMBER WHEN ORDERING PARTS

### ACCESSORY DRIVE AND PRIMARY FUEL FILTER

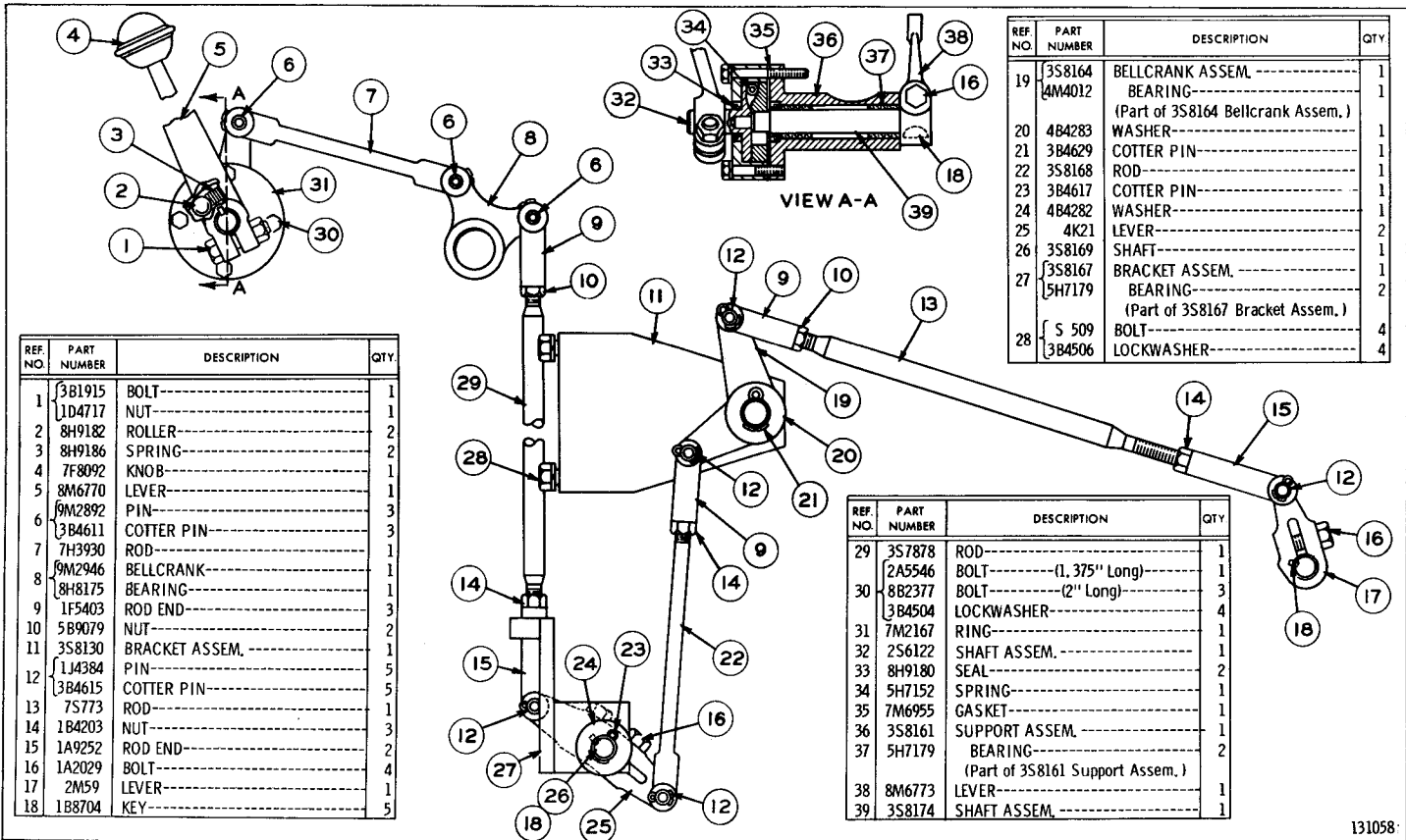
ONLY "CATERPILLAR" PARTS GIVE "CATERPILLAR" PERFORMANCE



REF. NO.	PART NUMBER	DESCRIPTION	QTY
1	1B9575	BOLT-----	2
2	3B4505	LOCKWASHER-----	7
3	8H9220	GASKET-----	1
4	7S5045	HOUSING ASSEM.-----	1
5	9F2247	PLUG-----	1
6	2H1190	DOWEL-----	2
7	5M6214	PLUG-----	2
8	2D6642	BALL-----	1
9	2A3348	DOWEL-----	1
10	8H9788	GASKET-----	1
11	8H9787	COVER-----	1
12	1A9136	BOLT-----	2
13	8H9364	GASKET-----	1
14	7S5047	SHAFT-----	1
15	8H9789	BEARING-----	1
16	8H9718	RETAINER-----	1
17	7M9763	LOCK-----	2
18	S1594	BOLT-----	4
19	5S3828	SLEEVE-----	1
20	5S7614	GEAR-----(-80 Teeth)	1
21	7S9847	WASHER-----	1
22	9S1313	NUT-----	1
23	2H3755	BOLT-----	2
24	2F6156	LOCK-----	1
25	5S7612	PLATE-----	1
26	5S7660	GEAR ASSEM.-----(-57 Teeth)	1
27	5S7630	BEARING-----	1
28	5B9079	NUT-----	1
29	L1351	BOLT-----	2
30	5S7611	LOCK-----	1
31	5S7608	SHAFT-----	1
32	9H2769	BOWL-----	1
33	9H2770	GASKET-----	1
34	5S7645	ELEMENT ASSEM.-----	1
35	4D322	BAIL ASSEM.-----	1
36	S1618	BOLT-----	3
37	9L2796	BOLT-----	1

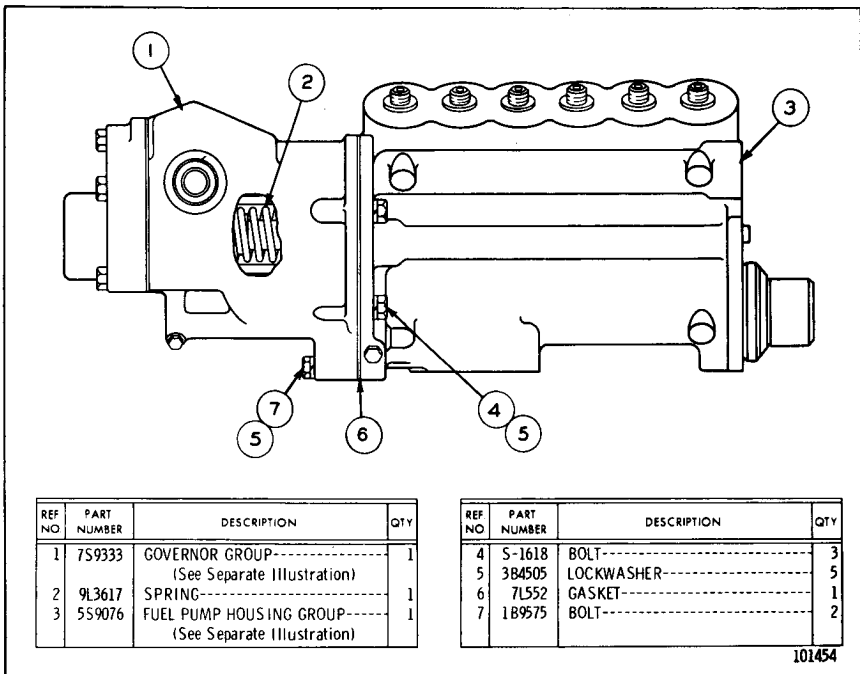
112403



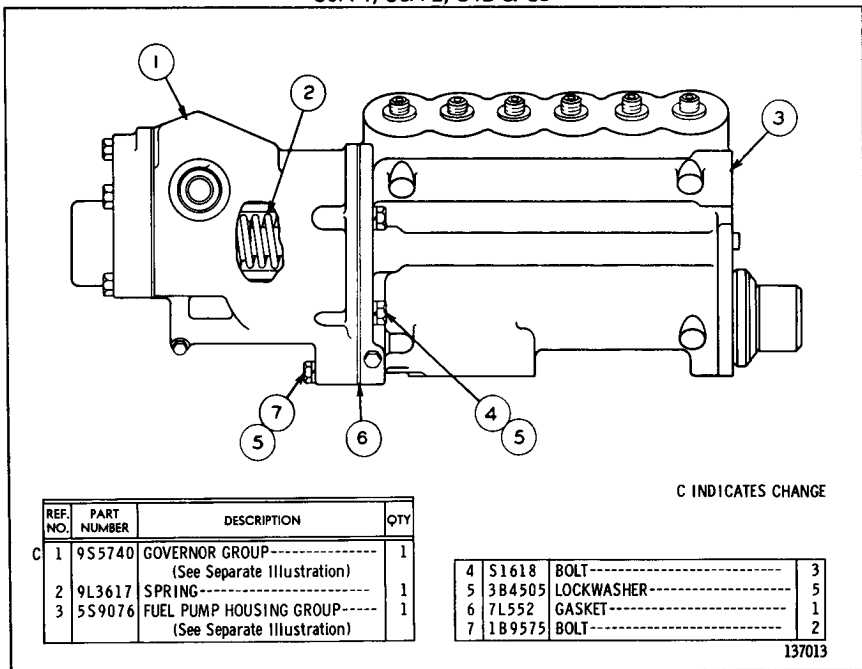


GOVERNOR CONTROL--As Viewed from Right Hand Side of Machine  
REFER ALSO TO PAGE 120 FOR SPECIAL PARTS

131058

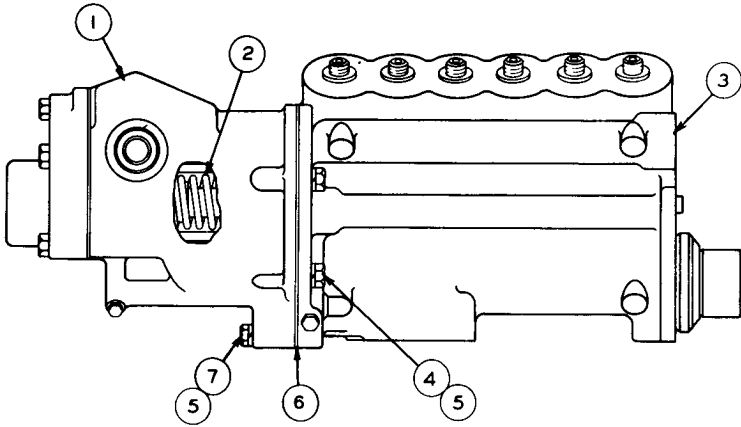


FUEL PUMP HOUSING AND GOVERNOR (5S9571 N/S)  
 Serial No. 93J1 to 93J402 inclusive and 94J1 to 94J824 inclusive  
 7S9333 Governor and 5S9076 Pump Housing parts are shown on Pages 30, 30A,  
 30A-1, 30A-2, 34B & 35



FUEL PUMP HOUSING AND GOVERNOR (5S9571 N/S)  
 Serial No. 93J403 to 93J653 inclusive and 94J825 to 94J1617 inclusive  
 9S5740 Governor and 5S9076 Pump Housing parts are shown on Pages 30A-3, 30A-4 and 35

ONLY "CATERPILLAR" PARTS GIVE "CATERPILLAR" PERFORMANCE



C INDICATES CHANGE

REF. NO.	PART NUMBER	DESCRIPTION	QTY
1	9S5740	GOVERNOR GROUP----- (See Separate Illustration)	1
C 2	8M9140	SPRING-----	1
3	5S9076	FUEL PUMP HOUSING GROUP----- (See Separate Illustration)	1

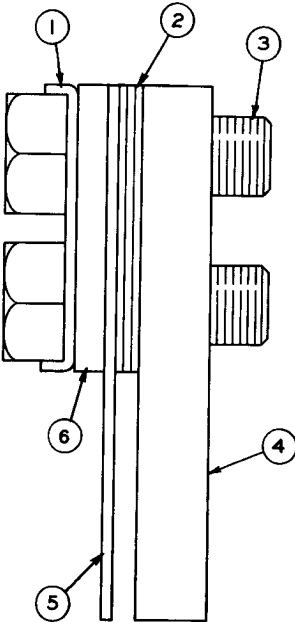
4	S1618	BOLT-----	3
5	3B4505	LOCKWASHER-----	5
6	7L552	GASKET-----	1
7	1B9575	BOLT-----	2

113775

**FUEL PUMP HOUSING AND GOVERNOR (5S9571 N/S)**

Effective with Serial No. 93J654—Up and 94J1618—Up

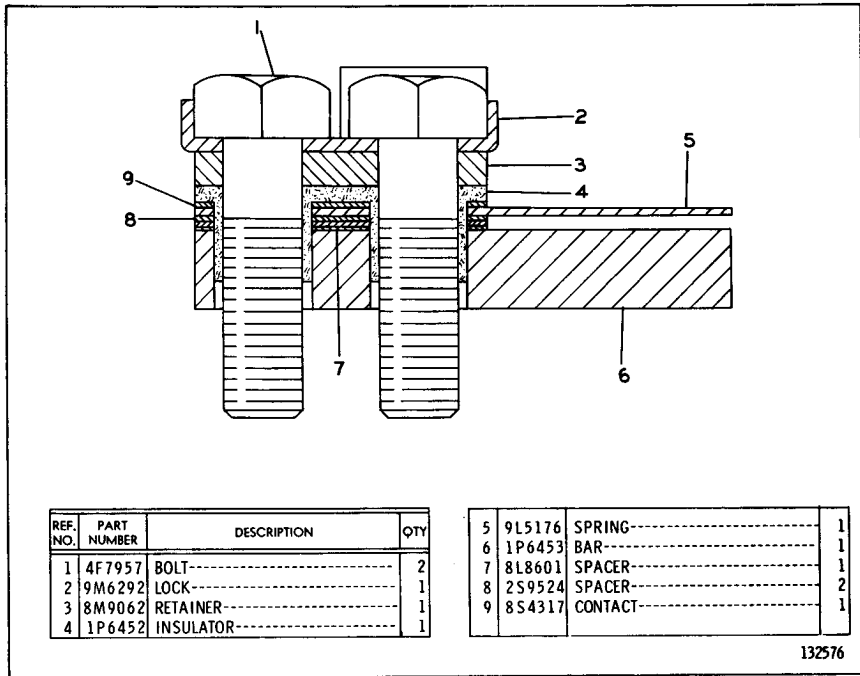
9S5740 Governor and 5S9076 Pump Housing parts are shown on Pages 30A-3, 30A-4 and 35



REF. NO.	PART NUMBER	DESCRIPTION	QTY
1	9M6292	LOCK-----	1
2	8M9065	SHIM----- (.002" Thick)-----	1
2	8M9066	SHIM----- (.010" Thick)-----	2
3	S1615	BOLT-----	2
4	9S5437	BAR-----	1
5	5S4174	SPRING-----	1
6	8M9062	RETAINER-----	1

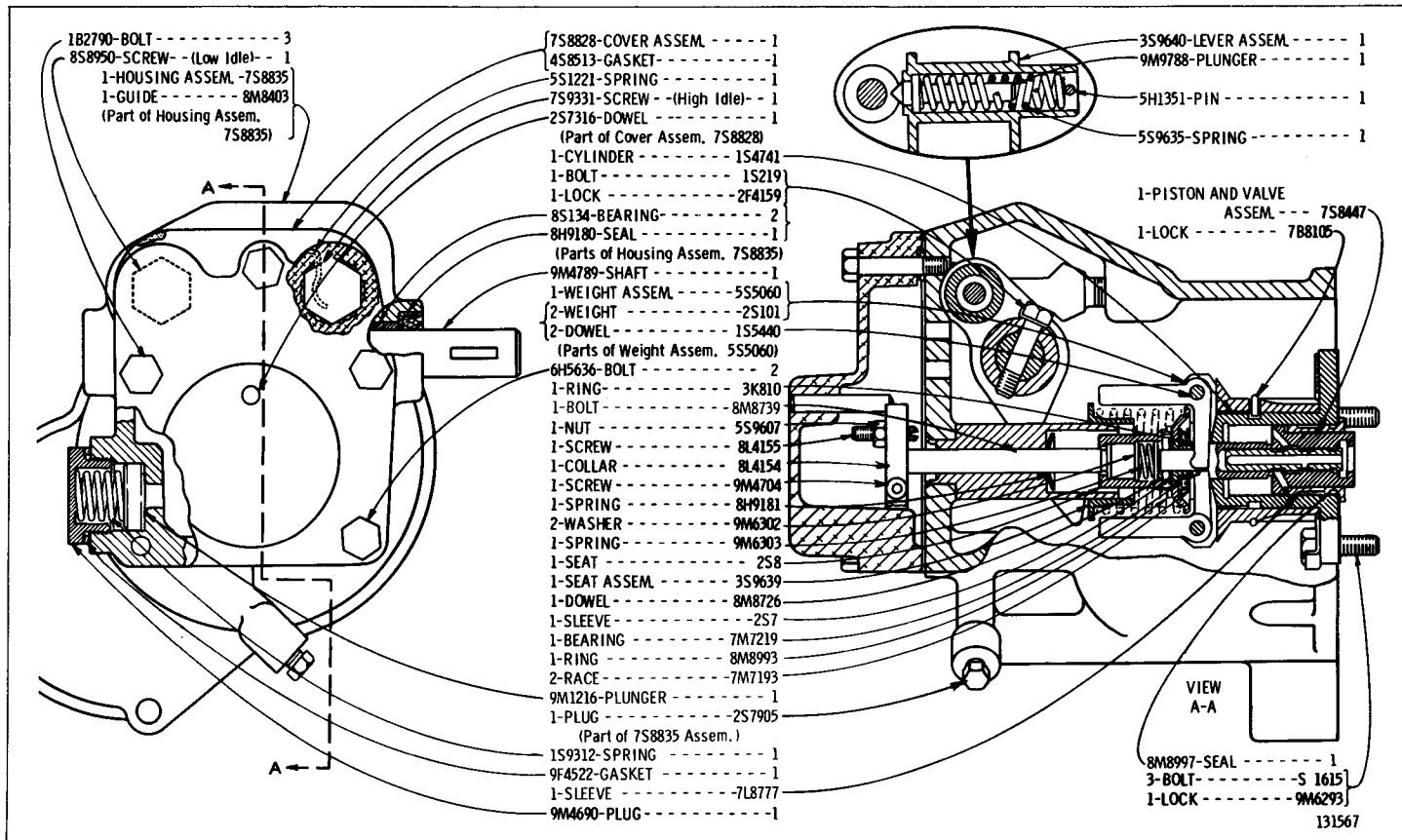
131716

**GOVERNOR TORQUE SPRING (9S3191 N/S)**Serial No. 93J1 to 93J588, 93J616 to 93J621, 93J624 & 93J632 inclusive  
and 94J1 to 94J1445, 94J1580 to 94J1594 inclusive**ALWAYS GIVE SERIAL NUMBER WHEN ORDERING PARTS**



**TORQUE CONTROL (1P6474 N/S)**

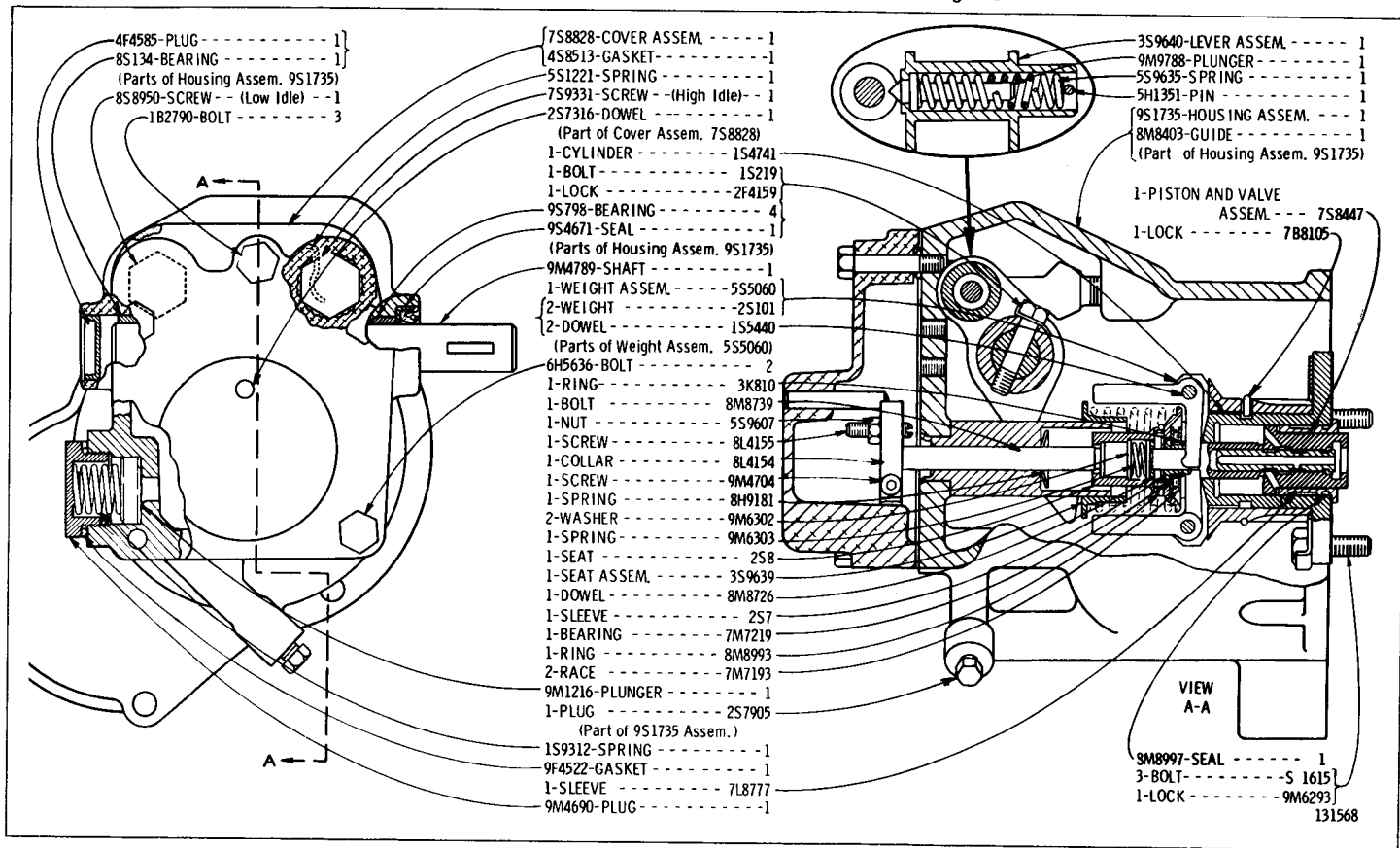
Serial No. 93J589 to 93J615, 93J622, 93J623, 93J625 to 93J631 & 93J633—Up and 94J1446 to 94J1579 and 94J1595—Up



7S9333 GOVERNOR GROUP—Type 1  
 Serial No. 93J1 to 93J402 inclusive and 94J1 to 94J824 inclusive  
 Part of Fuel Pump Housing and Governor shown on Page 29

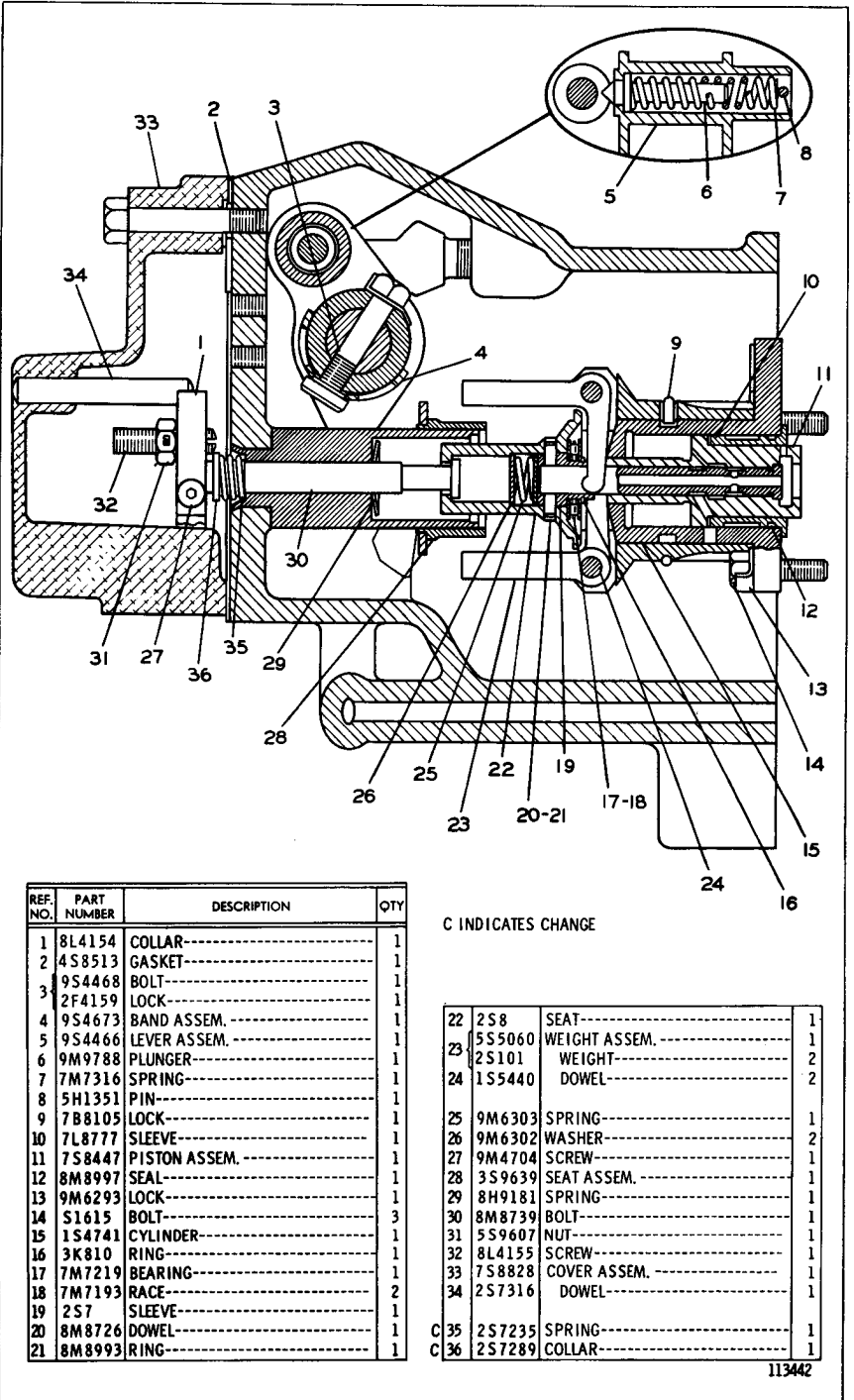
7S9333 GOVERNOR GROUP—Type 2  
 Serial No. 93J1 to 93J402 inclusive and 94J1 to 94J824 inclusive  
 Part of Fuel Pump Housing and Governor shown on Page 29

ONLY "CATERPILLAR" PARTS GIVE "CATERPILLAR" PERFORMANCE



DIESEL ENGINE





REF. NO.	PART NUMBER	DESCRIPTION	QTY
1	8L4154	COLLAR-----	1
2	4S8513	GASKET-----	1
3	9S4468	BOLT-----	1
3	2F4159	LOCK-----	1
4	9S4673	BAND ASSEM. ....	1
5	9S4466	LEVER ASSEM. ....	1
6	9M9788	PLUNGER-----	1
7	7M7316	SPRING-----	1
8	5H1351	PIN-----	1
9	7B8105	LOCK-----	1
10	7L8777	SLEEVE-----	1
11	7S8447	PISTON ASSEM. ....	1
12	8M8997	SEAL-----	1
13	9M6293	LOCK-----	1
14	S1615	BOLT-----	3
15	1S4741	CYLINDER-----	1
16	3K810	RING-----	1
17	7M7219	BEARING-----	1
18	7M7193	RACE-----	2
19	2S7	SLEEVE-----	1
20	8M8726	DOWEL-----	1
21	8M8993	RING-----	1

C INDICATES CHANGE

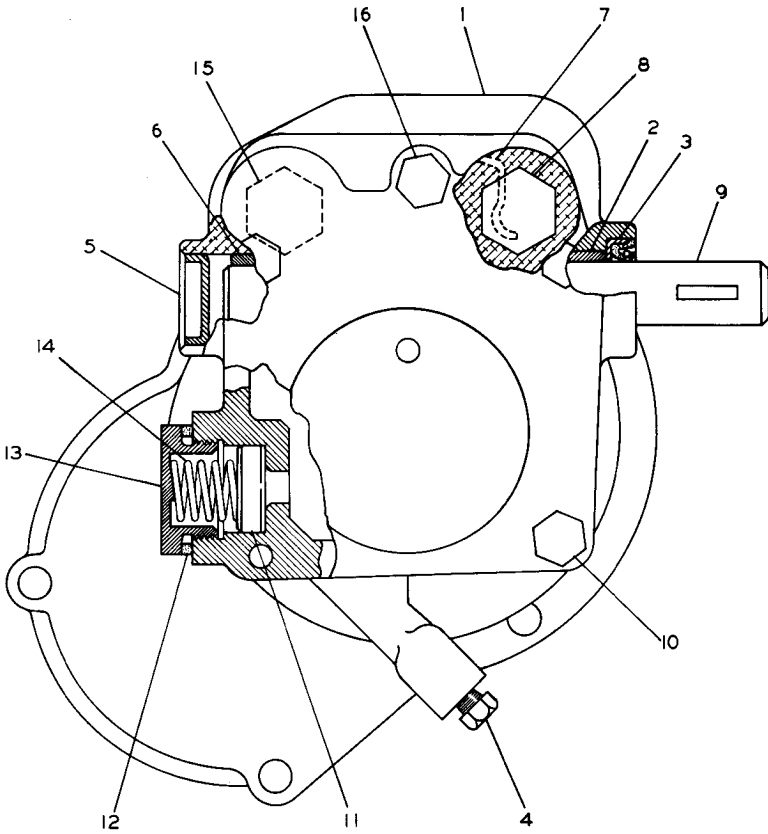
22	2S8	SEAT-----	1
23	5S5060	WEIGHT ASSEM. ....	1
	2S101	WEIGHT-----	2
24	1S5440	DOWEL-----	2
25	9M6303	SPRING-----	1
26	9M6302	WASHER-----	2
27	9M4704	SCREW-----	1
28	3S9639	SEAT ASSEM. ....	1
29	8H9181	SPRING-----	1
30	8M8739	BOLT-----	1
31	5S9607	NUT-----	1
32	8L4155	SCREW-----	1
33	7S8828	COVER ASSEM. ....	1
34	2S7316	DOWEL-----	1
C 35	2S7235	SPRING-----	1
C 36	2S7289	COLLAR-----	1

113442

7S9333 GOVERNOR GROUP—Part 2—Type 3  
 Serial No. 93J1 to 93J402 inclusive and 94J1 to 94J824 inclusive  
 Part of Fuel Pump and Governor shown on Page 29

ONLY "CATERPILLAR" PARTS GIVE "CATERPILLAR" PERFORMANCE





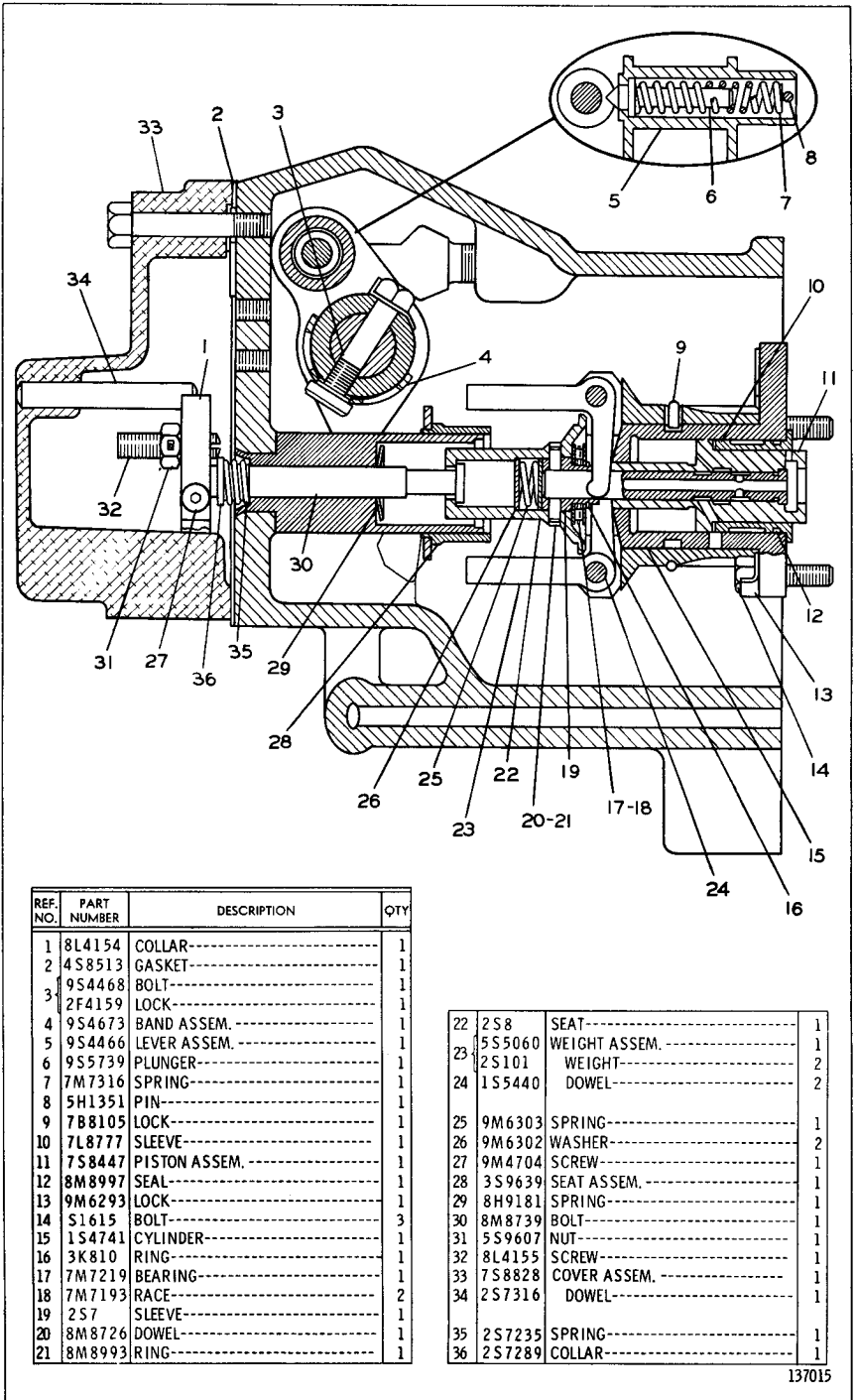
REF. NO.	PART NUMBER	DESCRIPTION	QTY
1	9S1735	HOUSING ASSEM.-----	1
1	8M8403	GUIDE-----	1
2	9S798	BEARING-----	4
3	9S4671	SEAL-----	1
4	2S7905	PLUG-----	1
5	4F4585	PLUG-----	1
6	8S134	BEARING-----	1
7	5S1221	SPRING-----	1

8	7S9331	SCREW----- (High Idle)-----	1
9	9M4789	SHAFT-----	1
10	6H5636	BOLT----- (Drilled)-----	2
11	9M1216	PLUNGER-----	1
12	9F4522	GASKET-----	1
13	9M4690	PLUG-----	1
14	1S9312	SPRING-----	1
15	9S5738	SCREW----- (Low Idle)-----	1
16	1B2790	BOLT----- (Plain)-----	3

137014

9S5740 GOVERNOR GROUP—Part 1  
 Effective with Serial No. 93J403—Up and 94J825—Up  
 Part of Fuel Pump Housing and Governor shown on Page 29

ALWAYS GIVE SERIAL NUMBER WHEN ORDERING PARTS



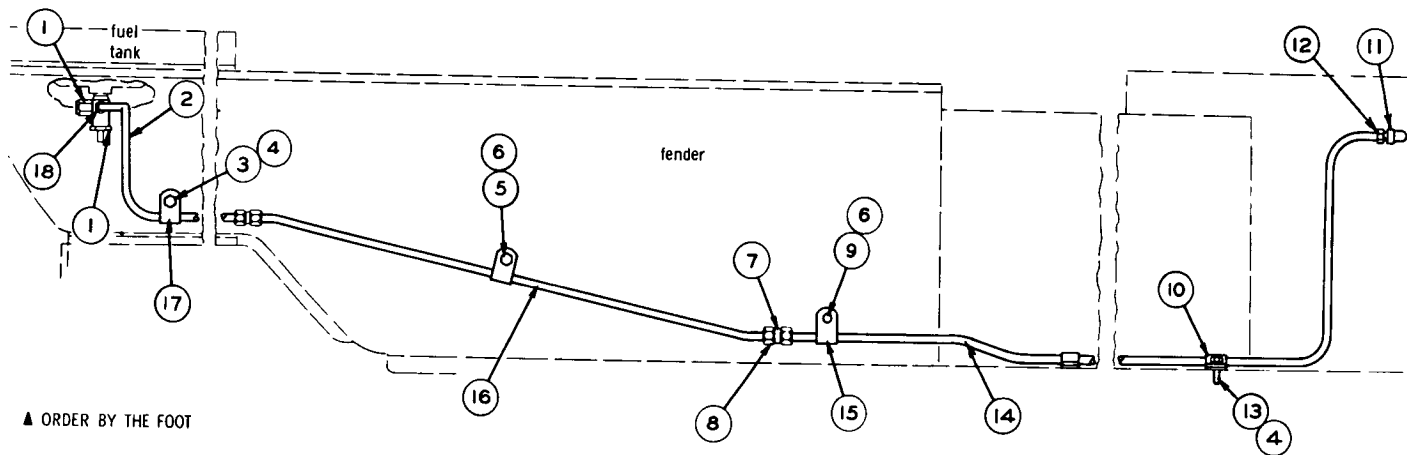
REF. NO.	PART NUMBER	DESCRIPTION	QTY
1	8L4154	COLLAR-----	1
2	4S8513	GASKET-----	1
3	9S4468	BOLT-----	1
3	2F4159	LOCK-----	1
4	9S4673	BAND ASSEM.-----	1
5	9S4466	LEVER ASSEM.-----	1
6	9S5739	PLUNGER-----	1
7	7M7316	SPRING-----	1
8	5H1351	PIN-----	1
9	7B8105	LOCK-----	1
10	7L8777	SLEEVE-----	1
11	7S8447	PISTON ASSEM.-----	1
12	8M8997	SEAL-----	1
13	9M6293	LOCK-----	1
14	S1615	BOLT-----	3
15	1S4741	CYLINDER-----	1
16	3K810	RING-----	1
17	7M7219	BEARING-----	1
18	7M7193	RACE-----	2
19	2S7	SLEEVE-----	1
20	8M8726	DOWEL-----	1
21	8M8993	RING-----	1

22	2S8	SEAT-----	1
23	5S5060	WEIGHT ASSEM.-----	1
23	2S101	WEIGHT-----	2
24	1S5440	DOWEL-----	2
25	9M6303	SPRING-----	1
26	9M6302	WASHER-----	2
27	9M4704	SCREW-----	1
28	3S9639	SEAT ASSEM.-----	1
29	8H9181	SPRING-----	1
30	8M8739	BOLT-----	1
31	5S9607	NUT-----	1
32	8L4155	SCREW-----	1
33	7S8828	COVER ASSEM.-----	1
34	2S7316	DOWEL-----	1
35	2S7235	SPRING-----	1
36	2S7289	COLLAR-----	1

137015

9S5740 GOVERNOR GROUP--Part 2  
 Effective with Serial No. 93J403--Up and 94J825--Up  
 Part of Fuel Pump Housing and Governor shown on Page 29

ONLY "CATERPILLAR" PARTS GIVE "CATERPILLAR" PERFORMANCE



▲ ORDER BY THE FOOT

REF NO	PART NUMBER	DESCRIPTION	QTY
1	1S1830	VALVE ASSEM.	2
2	4S8457	TUBE----(L. 375" O. D.)---- 43. 10"	1
3	6H1717	BOLT-----	1
	1D4719	NUT-----	1
4	3B4508	LOCKWASHER-----	2
5	S 1594	BOLT-----	1
	1D4717	NUT-----	1
6	3B4506	LOCKWASHER-----	2

REF NO	PART NUMBER	DESCRIPTION	QTY
7	8H2907	FITTING-----	2
	4H2497	NUT-----	4
8	4H2496	SLEEVE-----	4
		(2 each in 8H2907 Fitting)	
9	T 102	BOLT-----	1
10	9S1310	CLIP-----	1
11	3B8999	FITTING-----	1
12	8F8997	NUT-----	1
		(Part of 3B8999 Fitting)	

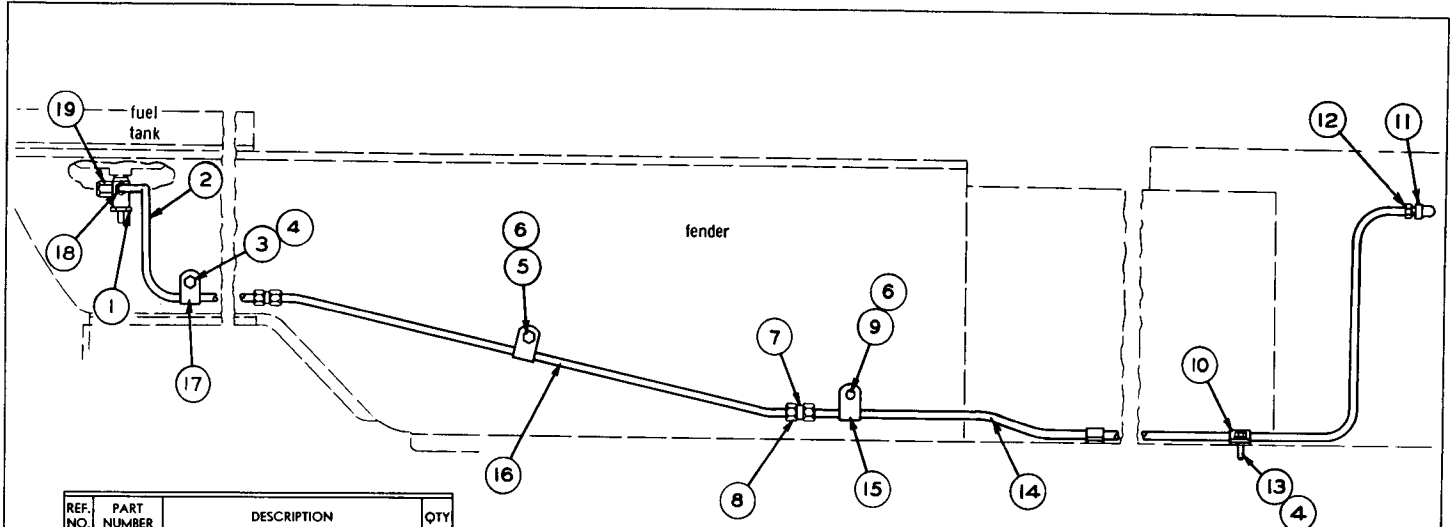
REF NO	PART NUMBER	DESCRIPTION	QTY
13	S 1621	BOLT-----	1
14	4S8457	TUBE----(L. 375" O. D.)---- 58. 09"	1
15	8B6127	CLIP-----	3
16	4S8457	TUBE----(L. 375" O. D.)---- 26. 22"	1
17	7M3882	CLIP-----	1
	1H2854	FITTING-----	1
18	4H2497	NUT-----	1
	4H2496	SLEEVE-----	1
		(Parts of 1H2854 Fitting)	

106807

### FUEL LINES

Serial No. 93J1 to 93J457 inclusive and 94J1 to 94J1013 inclusive

FUEL LINES (5S3248 N/S)  
 Serial No. 93J458 to 93J577 inclusive and 94J1014 to 94J1353 inclusive



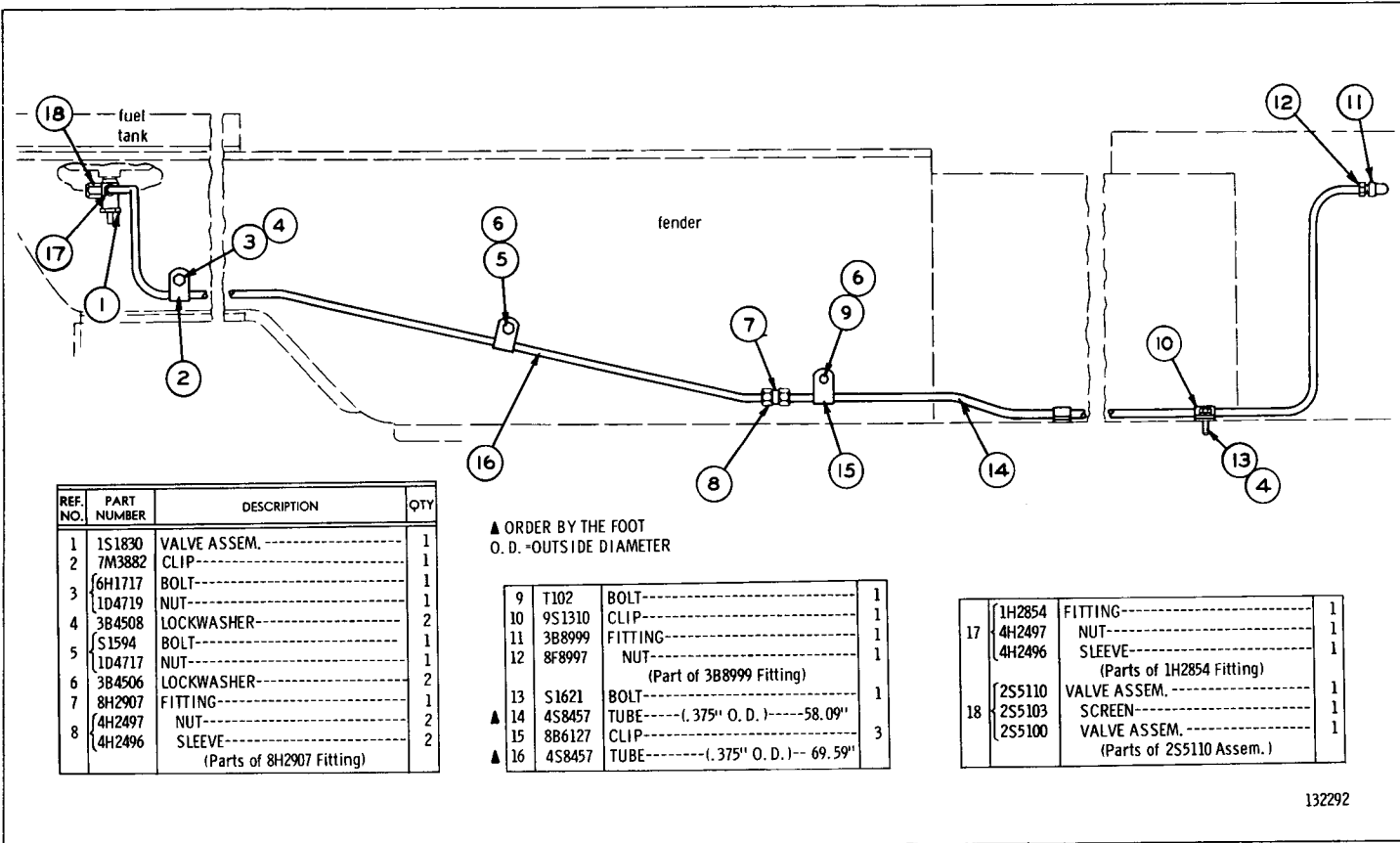
REF. NO.	PART NUMBER	DESCRIPTION	QTY
C 1	1S1830	VALVE ASSEM.-----	1
▲ 2	4S8457	TUBE-----(.375" O. D.)-----43.10"	1
3	6H1717	BOLT-----	1
4	1D4719	NUT-----	1
5	3B4508	LOCKWASHER-----	2
6	S1594	BOLT-----	1
7	1D4717	NUT-----	1
8	3B4506	LOCKWASHER-----	2
9	8H2907	FITTING-----	2
10	4H2497	NUT-----	4
11	4H2496	SLEEVE-----	4
		(2 each in 8H2907 Fitting)	

▲ ORDER BY THE FOOT

REF. NO.	PART NUMBER	DESCRIPTION	QTY
9	T102	BOLT-----	1
10	9S1310	CLIP-----	1
11	3B8999	FITTING-----	1
12	8F8997	NUT-----	1
		(Part of 3B8999 Fitting)	
13	S1621	BOLT-----	1
▲ 14	4S8457	TUBE-----(.375" O. D.)-----58.09"	1
15	8B6127	CLIP-----	3
▲ 16	4S8457	TUBE-----(.375" O. D.)-----26.22"	1

C INDICATES CHANGE FROM PREVIOUS TYPE

REF. NO.	PART NUMBER	DESCRIPTION	QTY
17	7M3882	CLIP-----	1
	1H2854	FITTING-----	1
18	4H2497	NUT-----	1
	4H2496	SLEEVE-----	1
		(Parts of 1H2854 Fitting)	
C 19	2S5110	VALVE ASSEM.-----	1
	2S5103	SCREEN-----	1
	2S5100	VALVE ASSEM.-----	1
		(Parts of 2S5110 Assem.)	



REF. NO.	PART NUMBER	DESCRIPTION	QTY
1	1S1830	VALVE ASSEM.-----	1
2	7M3882	CLIP-----	1
3	6H1717	BOLT-----	1
	1D4719	NUT-----	1
4	3B4508	LOCKWASHER-----	2
	S1594	BOLT-----	1
5	1D4717	NUT-----	1
	3B4506	LOCKWASHER-----	2
7	8H2907	FITTING-----	1
8	4H2497	NUT-----	2
	4H2496	SLEEVE-----	2
	(Parts of 8H2907 Fitting)		

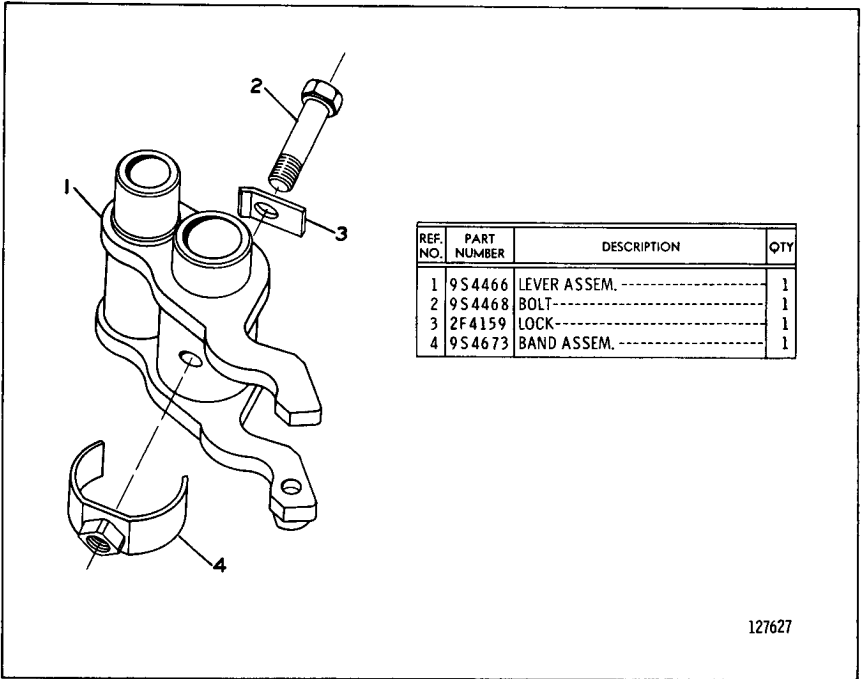
▲ ORDER BY THE FOOT  
O. D. = OUTSIDE DIAMETER

9	T102	BOLT-----	1
10	9S1310	CLIP-----	1
11	3B8999	FITTING-----	1
12	8F8997	NUT-----	1
	(Part of 3B8999 Fitting)		
13	S1621	BOLT-----	1
▲ 14	4S8457	TUBE----- (.375" O. D.)-----	58.09"
15	8B6127	CLIP-----	3
▲ 16	4S8457	TUBE----- (.375" O. D.)-----	69.59"

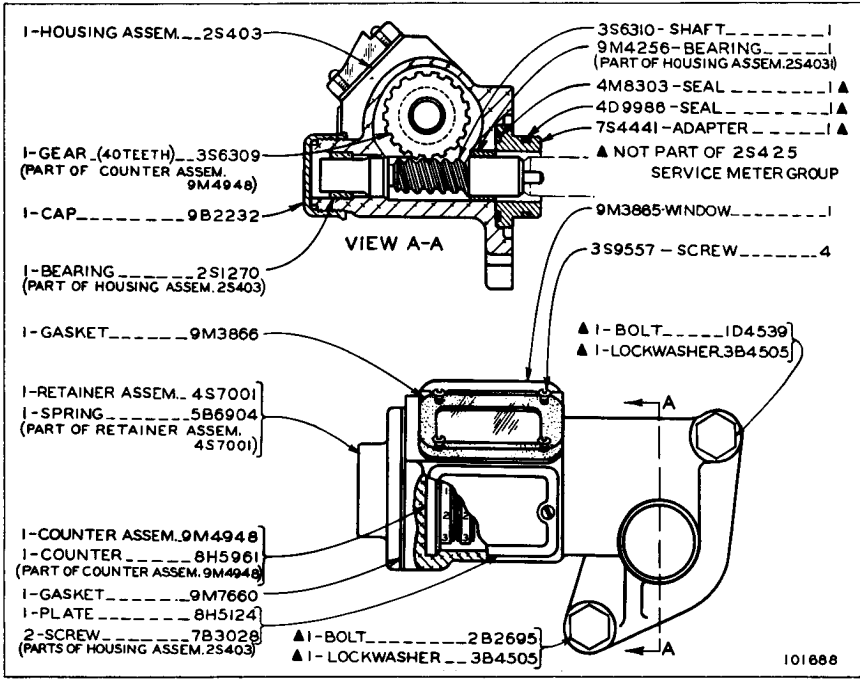
17	1H2854	FITTING-----	1
	4H2497	NUT-----	1
	4H2496	SLEEVE-----	1
(Parts of 1H2854 Fitting)			
18	2S5110	VALVE ASSEM.-----	1
	2S5103	SCREEN-----	1
	2S5100	VALVE ASSEM.-----	1
(Parts of 2S5110 Assem.)			

132292

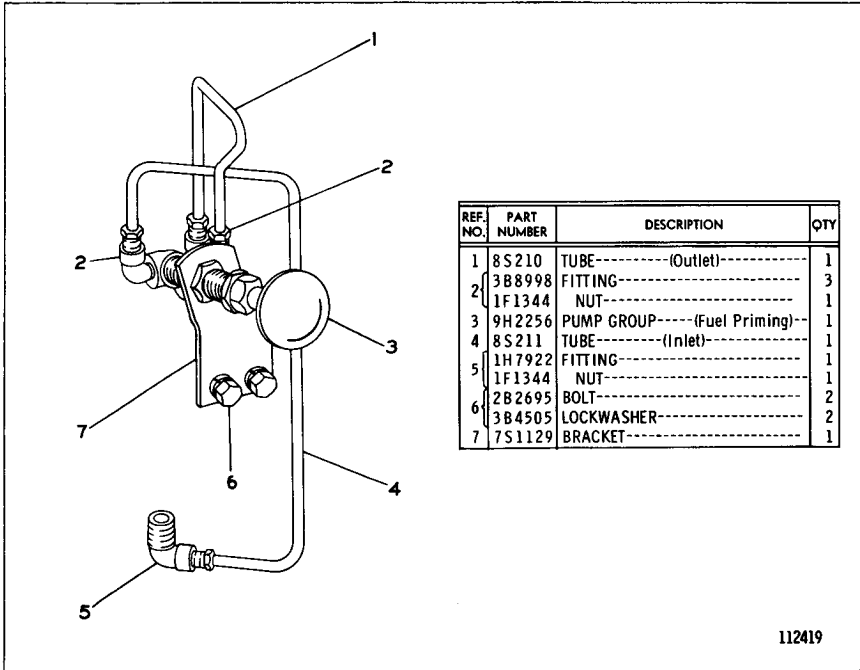
FUEL LINES (5S3248 N/S)  
Effective with Serial No. 93J578—Up and 94J1354—Up



**9S5002 GOVERNOR CONTROL LEVER SERVICE GROUP**  
 Provides Field Replacement for 3S9640 Lever Assembly



2S245 SERVICE METER GROUP  
Serial No. 93J1 to 93J347 inclusive & 94J1 to 94J513 & 94J518 inclusive



ALWAYS GIVE SERIAL NUMBER WHEN ORDERING PARTS

REF. NO.	PART NUMBER	DESCRIPTION	QTY
1	4M8303	SEAL-----	1
2	8S1393	CLAMP-----	1
3	S1618	BOLT-----	2
	3B4505	LOCKWASHER-----	2
4	8S1607	METER ASSEM.-----	1
	8S8199	KIT----(Service Meter Window) (Consists of Window, Gasket and Screws)	1
5	8S1394	CLAMP-----	1

123009

**SERVICE METER (8S1608 N/S)**  
 Serial No. 93J348 to 93J430 inclusive & 94J514 to 94J517 and  
 94J519 to 94J957 inclusive

The following Repair Kit is available:  
 9S4131-METER WINDOW KIT ----- 1  
 (Consists of such parts as Screws,  
 Window and Gasket)

REF. NO.	PART NUMBER	DESCRIPTION	QTY
1	4M8303	SEAL-----	1
2	9S3033	CLAMP-----	1
3	1T416	BOLT-----	2
	3F9556	LOCKWASHER-----	2

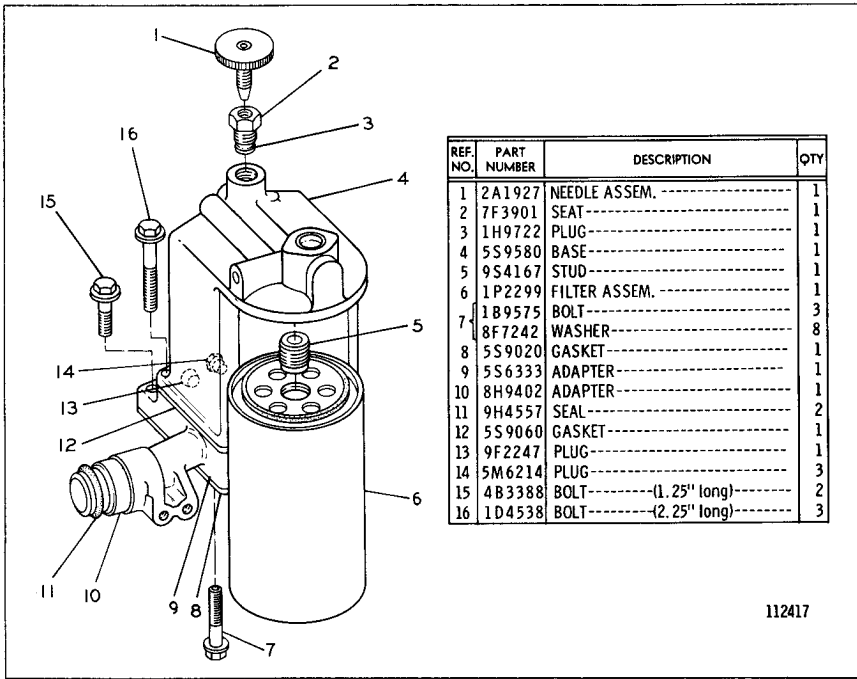
REF. NO.	PART NUMBER	DESCRIPTION	QTY
4	1A6240	WASHER-----	1
5	8S3687	SERVICE METER ASSEM.-----	1
6	8F7242	WASHER-----	1
7	9S3032	CLAMP-----	1

107334

**SERVICE METER (8S3688 N/S)**  
 Effective with Serial No. 93J431-Up and 94J958-Up

ONLY "CATERPILLAR" PARTS GIVE "CATERPILLAR" PERFORMANCE



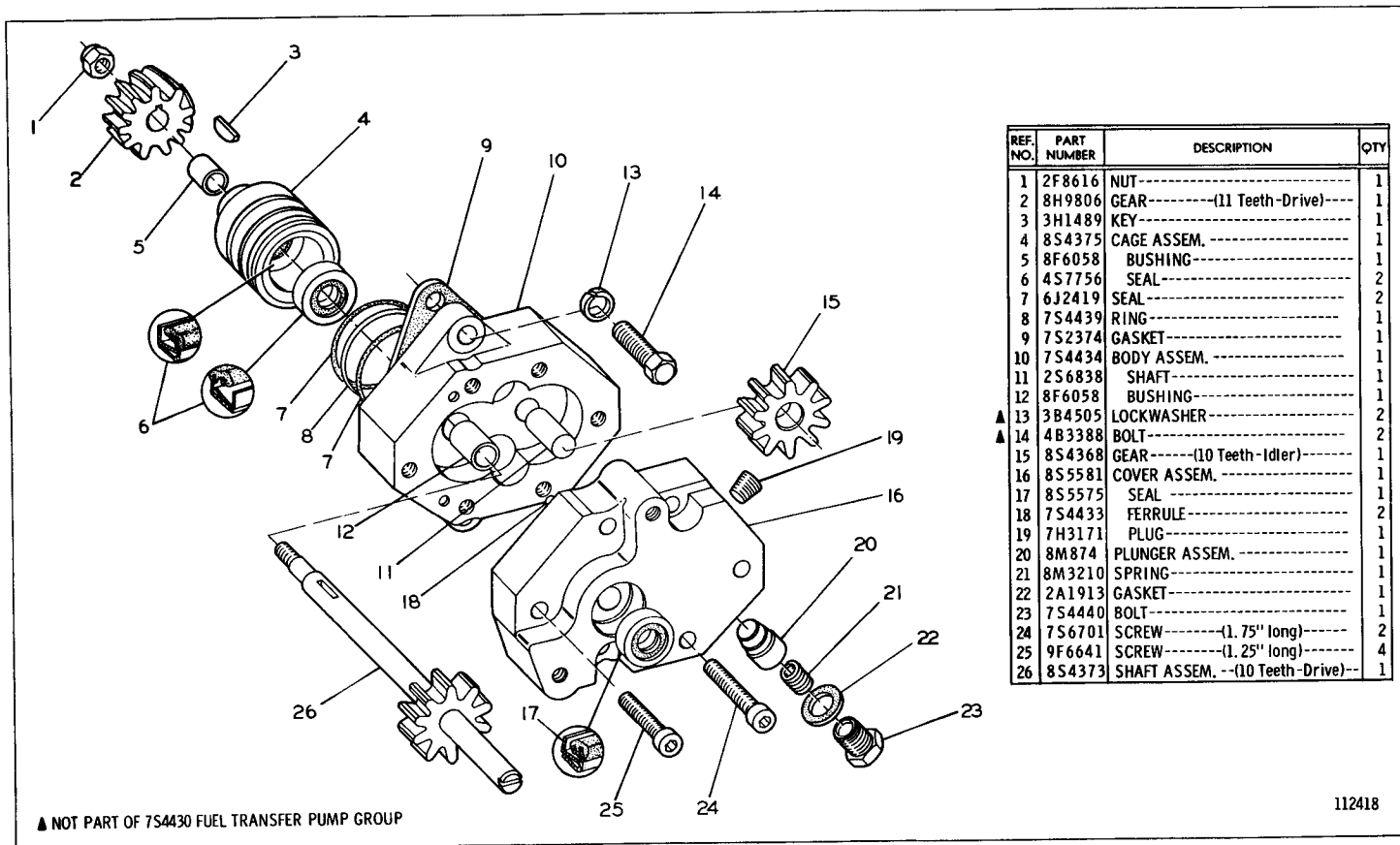


112417

FUEL FILTER (5S9666 N/S)

### 7S4430 FUEL TRANSFER PUMP GROUP

ONLY "CATERPILLAR" PARTS GIVE "CATERPILLAR" PERFORMANCE



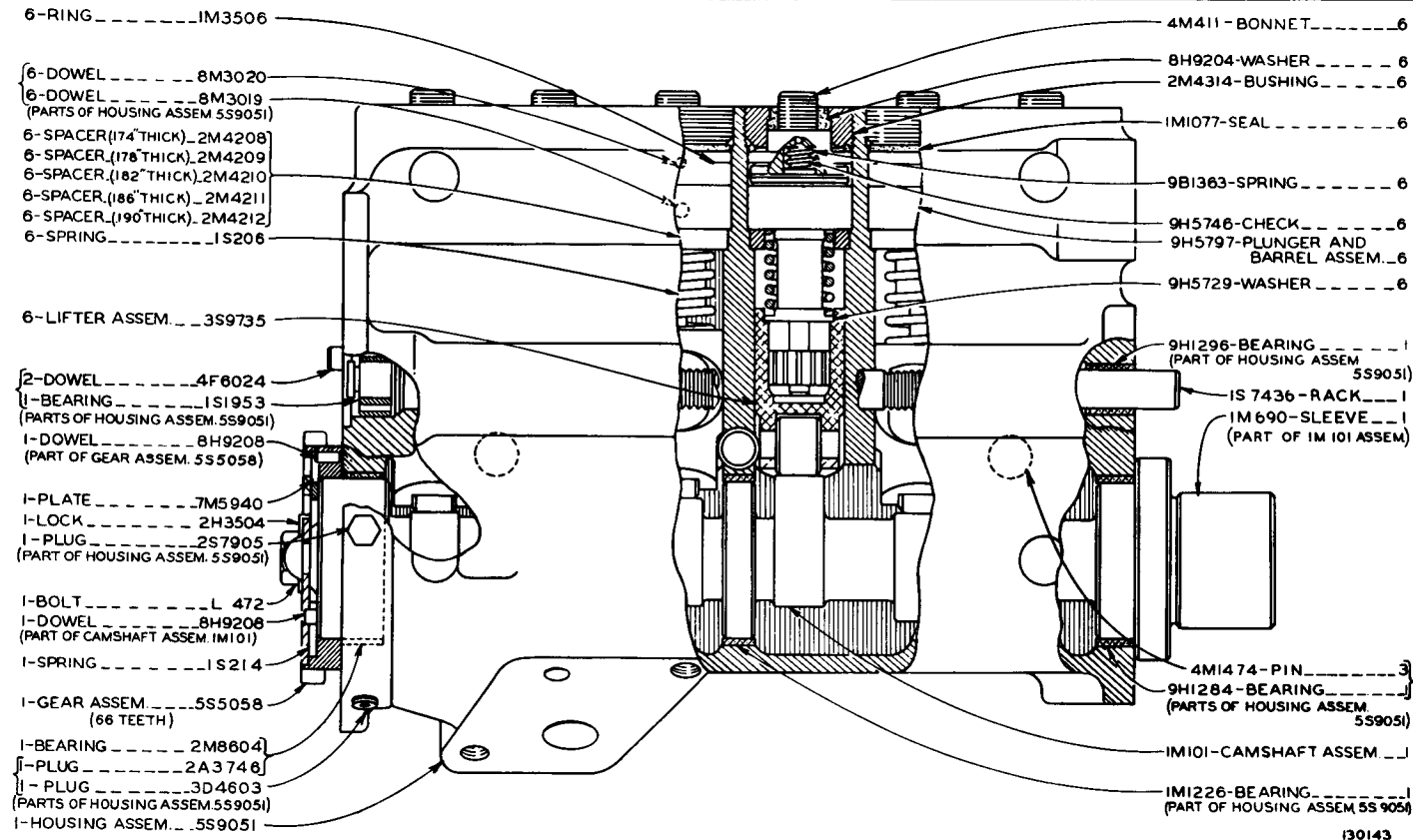
REF. NO.	PART NUMBER	DESCRIPTION	QTY
1	2F8616	NUT-----	1
2	8H9806	GEAR----- (11 Teeth-Drive)----	1
3	3H1489	KEY-----	1
4	8S4375	CAGE ASSEM.-----	1
5	8F6058	BUSHING-----	1
6	4S7756	SEAL-----	2
7	6J2419	SEAL-----	2
8	7S4439	RING-----	1
9	7S2374	GASKET-----	1
10	7S4434	BODY ASSEM.-----	1
11	2S6838	SHAFT-----	1
12	8F6058	BUSHING-----	1
13	3B4505	LOCKWASHER-----	2
▲ 14	4B3388	BOLT-----	2
15	8S4368	GEAR----- (10 Teeth-Idler)----	1
16	8S5581	COVER ASSEM.-----	1
17	8S5575	SEAL-----	1
18	7S4433	FERRULE-----	2
19	7H3171	PLUG-----	1
20	8M874	PLUNGER ASSEM.-----	1
21	8M3210	SPRING-----	1
22	2A1913	GASKET-----	1
23	7S4440	BOLT-----	1
24	7S6701	SCREW----- (1.75" long)-----	2
25	9F6641	SCREW----- (1.25" long)-----	4
26	8S4373	SHAFT ASSEM. -- (10 Teeth-Drive)---	1

▲ NOT PART OF 7S4430 FUEL TRANSFER PUMP GROUP

112418

DIESEL ENGINE

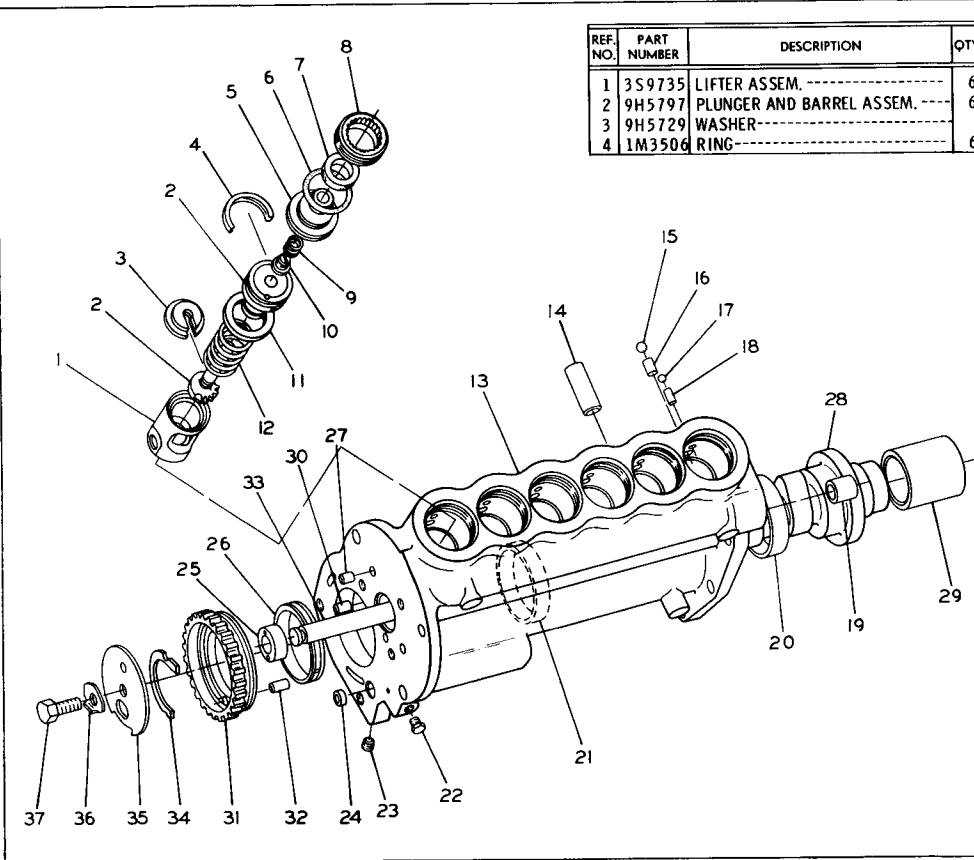
34A



5S9076 FUEL PUMP HOUSING GROUP-Type 1  
Part of Fuel Pump Housing and Governor shown on Page 29

5S9076 FUEL PUMP HOUSING GROUP—Type 2  
 Part of Fuel Pump Housing and Governor shown on Pages 29 and 29A

ONLY "CATERPILLAR" PARTS GIVE "CATERPILLAR" PERFORMANCE

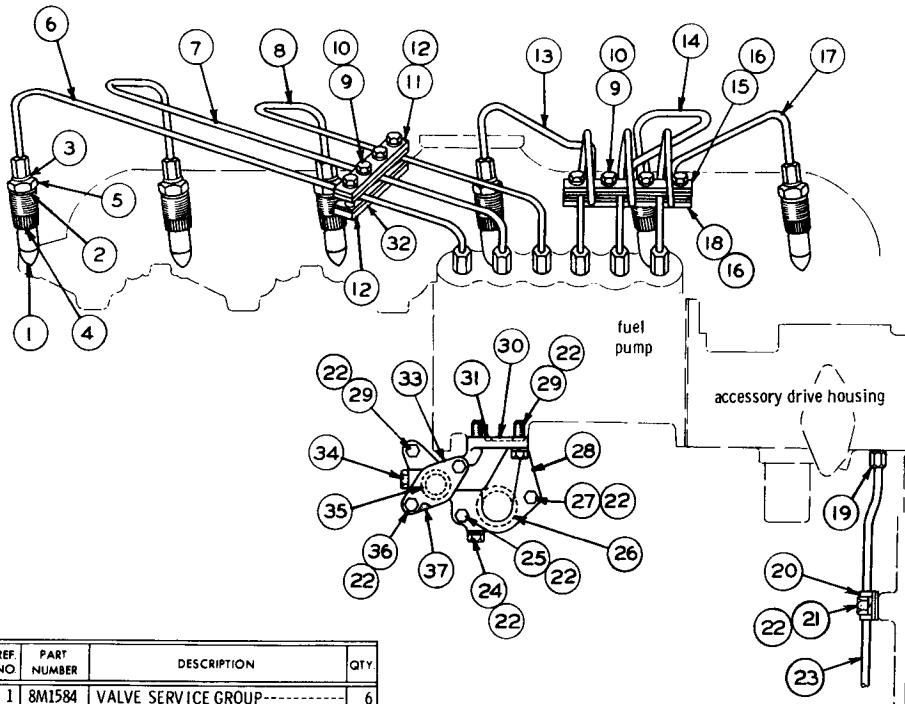


REF. NO.	PART NUMBER	DESCRIPTION	QTY
1	3S9735	LIFTER ASSEM. -----	6
2	9H5797	PLUNGER AND BARREL ASSEM. ----	6
3	9H5729	WASHER-----	6
4	1M3506	RING-----	6

5	4M411	BONNET-----	6
6	1M1077	SEAL-----	6
7	8H9204	WASHER-----	6
8	2M4314	BUSHING-----	6
9	9B1363	SPRING-----	6
10	9H5746	CHECK-----	6
	2M4208	SPACER-----(.174" Thick)	6
	2M4209	SPACER-----(.178" Thick)	6
11	2M4210	SPACER-----(.182" Thick)	6
	2M4211	SPACER-----(.186" Thick)	6
	2M4212	SPACER-----(.190" Thick)	6
12	1S206	SPRING-----	6
13	5S9051	HOUSING ASSEM. -----	1
14	4M1474	PIN-----	3
15	1P232	BALL-----	6
16	1P234	DOWEL-----	6
17	1P231	BALL-----	6
18	1P233	DOWEL-----	6
19	9H1296	BEARING-----	1
20	9H1284	BEARING-----	1
21	1M1226	BEARING-----	1
22	2S7905	PLUG-----	1
23	3D4603	PLUG-----	1
24	2A3746	PLUG-----	1
25	1S1953	BEARING-----	1
26	2M8604	BEARING-----	1
27	4F6024	DOWEL-----	2
28	1M101	CAMSHAFT ASSEM. -----	1
29	1M690	SLEEVE-----	1
30	8H9208	DOWEL-----	1
31	5S5058	GEAR ASSEM. -----(66 Teeth)----	1
32	8H9208	DOWEL-----	1
33	1S7436	RACK-----	1
34	1S214	SPRING-----	1
35	7M5940	PLATE-----	1
36	2H3504	LOCK-----	1
37	L472	BOLT-----	1

112420

DIESEL ENGINE

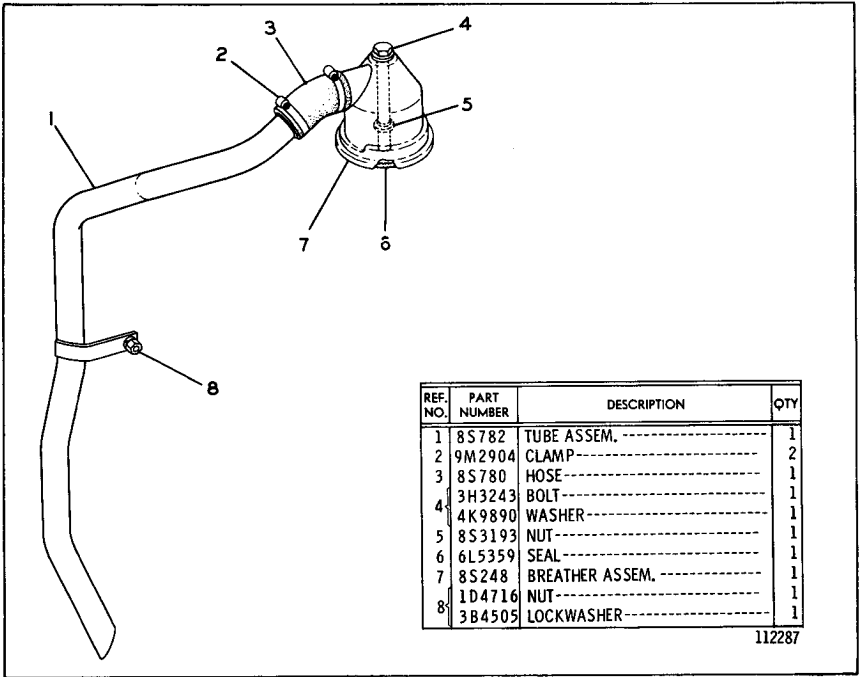


REF NO.	PART NUMBER	DESCRIPTION	QTY.
1	8M1584	VALVE SERVICE GROUP-----	6
2	5B3718	{SEAL-----	6
3	6F1069	{SEAL-----	6
(1 each in 8M1584 Valve Service Group)			

REF NO.	PART NUMBER	DESCRIPTION	QTY.
4	8S2389	BODY-----	6
5	5H7225	NUT-----	6
6	5S7176	LINE ASSEM. -----(No. 6)	1
7	5S7175	LINE ASSEM. -----(No. 5)	1
8	9S1230	LINE ASSEM. -----(No. 4)	1
9	1B2790	BOLT-----	8
10	3B4505	LOCKWASHER-----	8
11	8S3999	CLAMP-----	1
12	8S4000	DAMPER-----	2
13	5S7173	LINE ASSEM. -----(No. 3)	1
14	5S7172	LINE ASSEM. -----(No. 2)	1
15	8S4004	CLAMP-----	1
16	8S4005	DAMPER-----	2
17	5S7171	LINE ASSEM. -----(No. 1)	1
18	8S4003	CLAMP-----	1
19	1P9328	FITTING-----	1
20	9S1350	CLIP-----	1
21	S509	BOLT-----	1
22	3B4506	LOCKWASHER-----	8
23	5S7223	TUBE----(Transfer Pump Drain)	1
24	T55	BOLT-----	1
25	S1571	BOLT-----	1
26	8M4987	SEAL-----	1
27	3B1915	BOLT-----	1
28	7S6722	BRACKET-----	1
29	1A2029	BOLT-----	2
30	8M5260	SEAL----- (Small)	1
31	8M5248	SEAL----- (Large)	1
32	8S3998	CLAMP-----	1
33	4F6110	COVER-----	1
34	5M6214	PLUG-----	1
35	8M4445	SEAL-----	1
36	S1594	BOLT-----	2
37	1M825	GASKET-----	1

112033

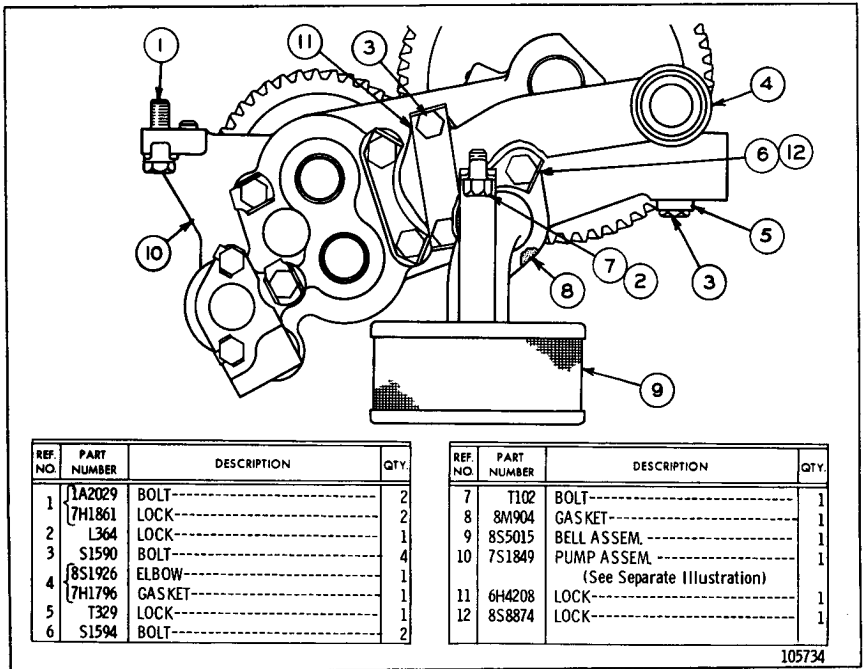
FUEL INJECTION VALVES AND LINES



REF. NO.	PART NUMBER	DESCRIPTION	QTY
1	8S782	TUBE ASSEM. -----	1
2	9M2904	CLAMP -----	2
3	8S780	HOSE -----	1
4	3H3243	BOLT -----	1
5	4K9890	WASHER -----	1
6	8S3193	NUT -----	1
7	6L5359	SEAL -----	1
8	8S248	BREATHER ASSEM. -----	1
	1D4716	NUT -----	1
	3B4505	LOCKWASHER -----	1

112287

BREATHER AND FUMES DISPOSAL



REF. NO.	PART NUMBER	DESCRIPTION	QTY.
1	1A2029	BOLT -----	2
	7H1861	LOCK -----	2
2	L364	LOCK -----	1
3	S1590	BOLT -----	4
4	8S1926	ELBOW -----	1
	7H1796	GASKET -----	1
5	T329	LOCK -----	1
6	S1594	BOLT -----	2

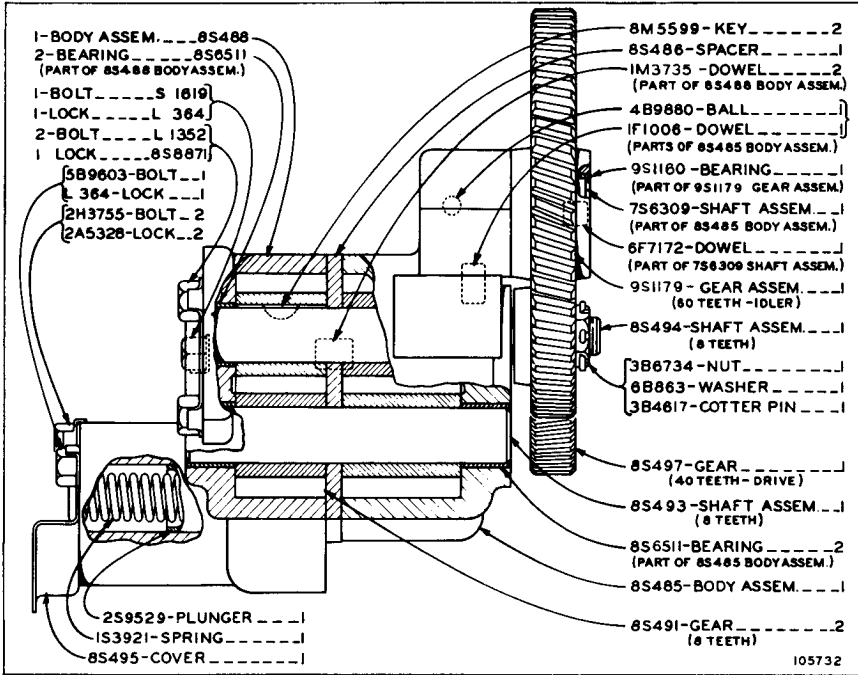
REF. NO.	PART NUMBER	DESCRIPTION	QTY.
7	T102	BOLT -----	1
8	8M904	GASKET -----	1
9	8S5015	BELL ASSEM. -----	1
10	7S1849	PUMP ASSEM. -----	1
		(See Separate Illustration)	
11	6H4208	LOCK -----	1
12	8S8874	LOCK -----	1

105734

OIL PUMP

7S1849 Pump parts are shown on Pages 38 and 38A

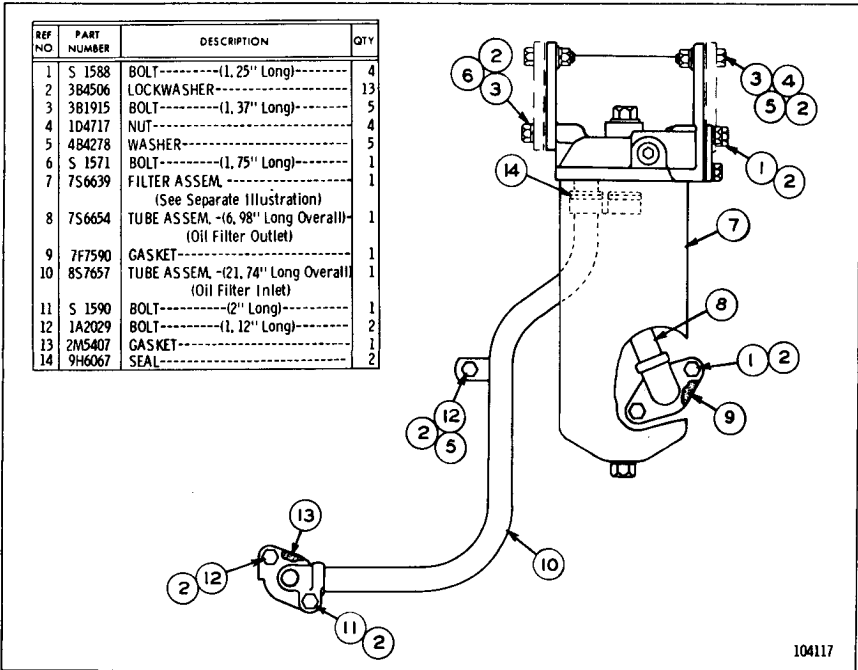
ONLY "CATERPILLAR" PARTS GIVE "CATERPILLAR" PERFORMANCE



**7S1849 OIL PUMP ASSEMBLY**

Serial No. 93J1 to 93J410 inclusive & 94J1 to 94J891 inclusive

Part of Oil Pump shown on Page 37

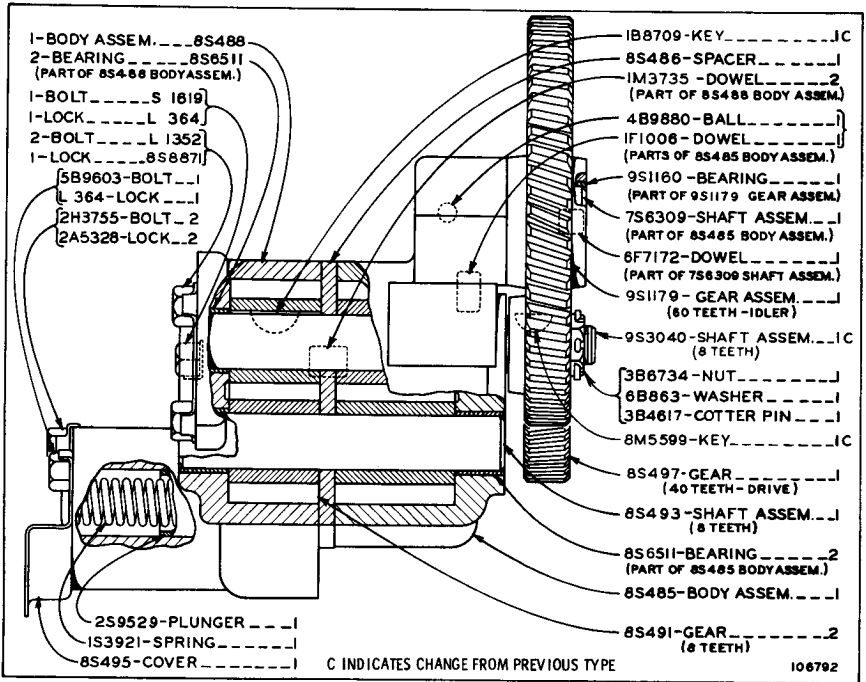


**ENGINE OIL FILTER AND LINES**

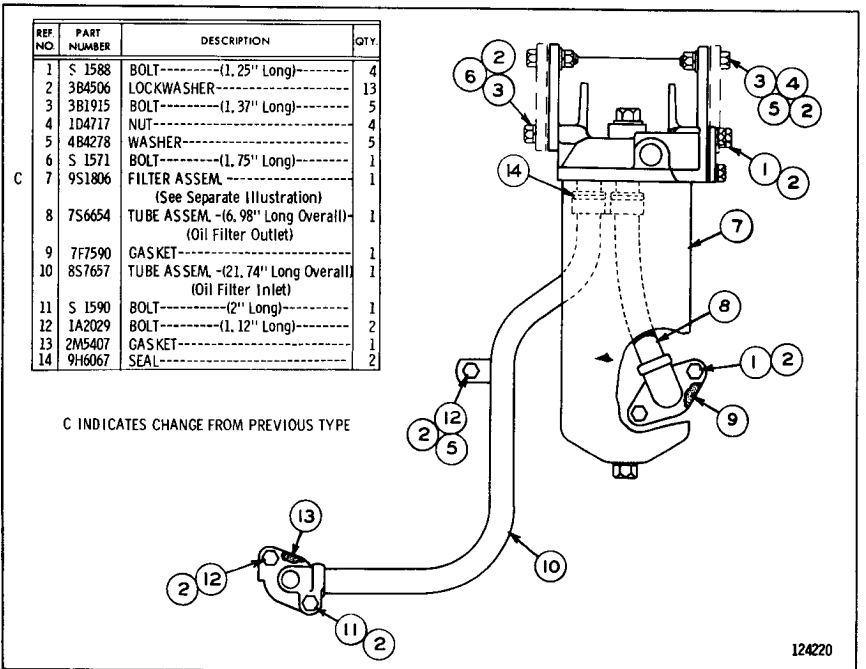
Serial No. 93J1 to 93J371 inclusive & 94J1 to 94J657 inclusive

7S6639 Filter parts are shown on Page 38B

**ALWAYS GIVE SERIAL NUMBER WHEN ORDERING PARTS**



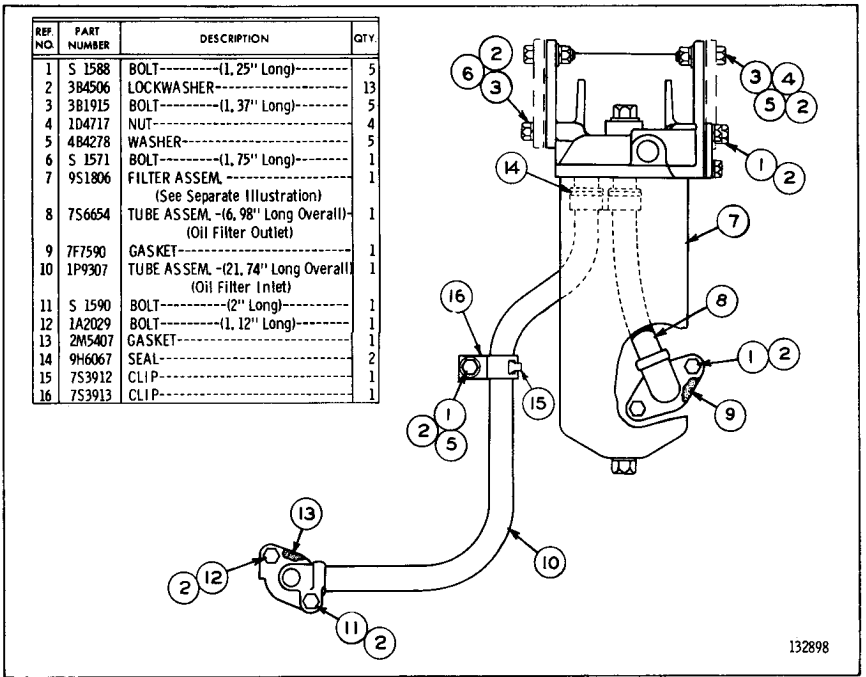
7S1849 OIL PUMP ASSEMBLY  
 Effective with Serial No. 93J411-Up and 94J892-Up  
 Part of Oil Pump shown on Page 37



ENGINE OIL FILTER AND LINES  
 Serial No. 93J372 to 93J600 inclusive and 94J658 to 94J1520 inclusive  
 9S1806 Filter parts are shown on Page 38B

ONLY "CATERPILLAR" PARTS GIVE "CATERPILLAR" PERFORMANCE





132898

**ENGINE OIL FILTER AND LINES (5S6683 N/S)**  
 Effective with Serial No. 93J601—Up and 94J1521—Up  
 9S1806 Filter parts are shown on Page 38B

REF. NO.	PART NUMBER	DESCRIPTION	QTY.
1	7S6636	SCREW-----	1
	1K505	WASHER-----	1
2	9M853	PLUNGER-----	1
3	S-1618	BOLT-----	2
	3B4505	LOCKWASHER-----	2
4	6B830	COVER-----	1
5	6F8007	SPRING-----	1
6	7S6744	GASKET-----	1
7	2J6356	RING-----	1
8	7S6745	RETAINER-----	1
9	7S6746	SPRING-----	1
10	2H8829	PLUG-----	1
	6F7062	WASHER-----	1
11	5S484	ELEMENT ASSEM. --(Disposable)--	1
12	5S7128	CASE ASSEM.-----	1
13	2M8691	GASKET-----	1
14	5H9899	RING-----	1
15	1S7104	SEAL-----	1
16	7S6637	BASE ASSEM.-----	1
17	3L1850	PLUG-----	1
18	1B5174	PLUG-----	2
(Parts of 7S6637 Base Assem.)			

102508

**7S6639 OIL FILTER ASSEMBLY**

Part of Engine Oil Filter and Lines shown on Page 38

Only separate parts serviced. When complete Assembly is required order 9S1806

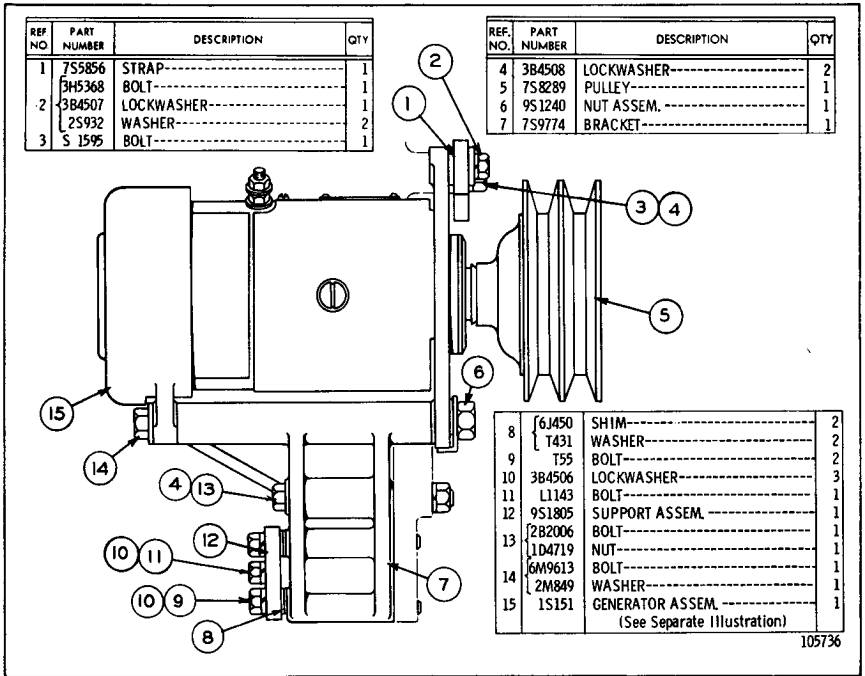
REF. NO.	PART NUMBER	DESCRIPTION	QTY.
1	7S6636	SCREW-----	1
	1K505	WASHER-----	1
2	9M853	PLUNGER-----	1
3	S-1618	BOLT-----	2
	3B4505	LOCKWASHER-----	2
4	6B830	COVER-----	1
5	6F8007	SPRING-----	1
6	7S6744	GASKET-----	1
7	2J6356	RING-----	1
8	7S6745	RETAINER-----	1
9	7S6746	SPRING-----	1
10	2H8829	PLUG-----	1
	6F7062	WASHER-----	1
11	5S484	ELEMENT ASSEM. --(Disposable)--	1
12	5S7128	CASE ASSEM.-----	1
13	2M8691	GASKET-----	1
14	5H9899	RING-----	1
15	3H4970	SEAL-----	1
16	9S1770	BASE ASSEM.-----	1
17	1B5174	PLUG-----	2
(Part of 9S1770 Base Assem.)			

124221

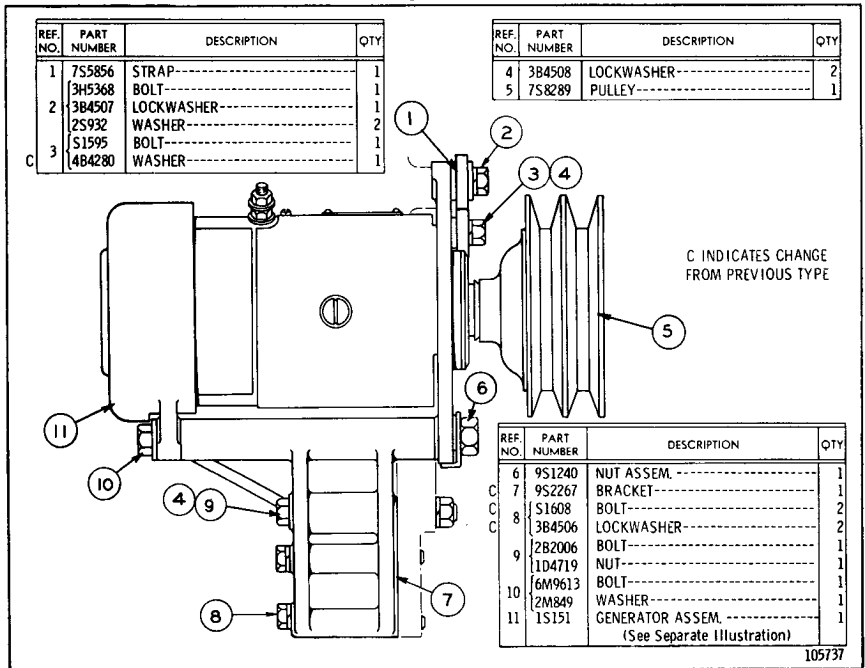
**9S1806 OIL FILTER ASSEMBLY**

Part of Engine Oil Filter and Lines shown on Page 38A

ALWAYS GIVE SERIAL NUMBER WHEN ORDERING PARTS

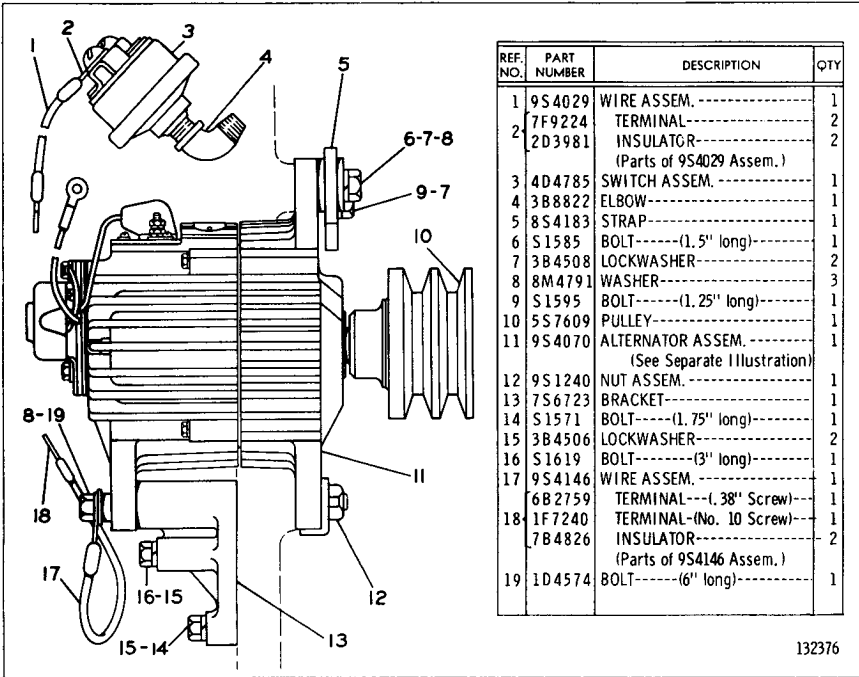


GENERATOR (8S135 N/S)-24 Volt, 15 Ampere  
 Serial No. 93J1 to 93J377 inclusive & 94J1 to 94J683 inclusive  
 1S151 Generator parts are shown on Page 40  
 Refer also to Page 90 for special parts



GENERATOR (8S135 N/S)-24 Volt, 15 Ampere  
 Serial No. 93J378 to 93J610 inclusive and 94J684 to 94J1554 inclusive  
 1S151 Generator parts are shown on Page 40  
 Refer also to Page 90 for special parts

ONLY "CATERPILLAR" PARTS GIVE "CATERPILLAR" PERFORMANCE

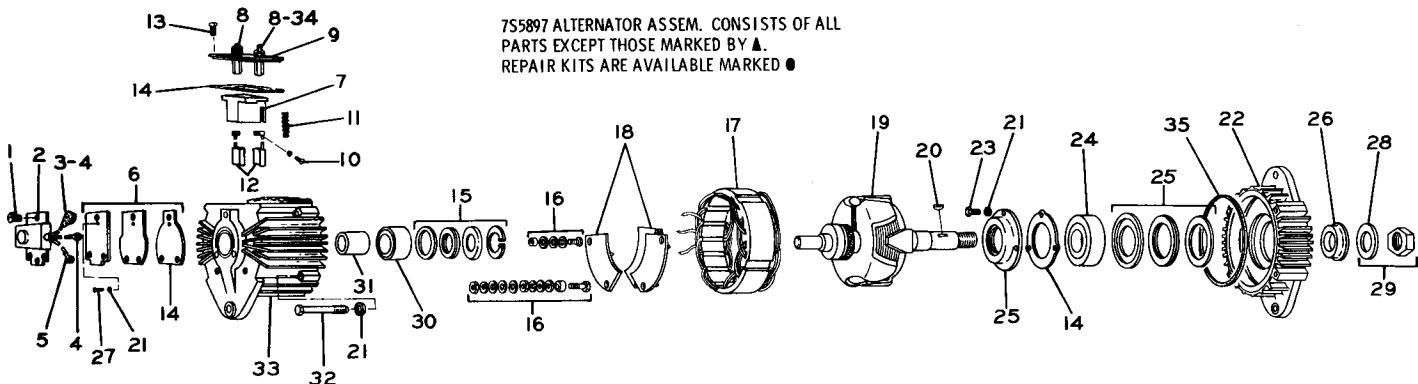


132376

ALTERNATOR (9S2563 N/S)—24 Volt, 19 Ampere  
 Effective with Serial No. 93J611—Up and 94J1555—Up  
 Refer also to Page 90A for special parts

9S4070 ALTERNATOR ASSEMBLY—24 Volt, 19 Ampere  
Part of Alternator

7S5897 ALTERNATOR ASSEM. CONSISTS OF ALL PARTS EXCEPT THOSE MARKED BY ▲.  
REPAIR KITS ARE AVAILABLE MARKED ●

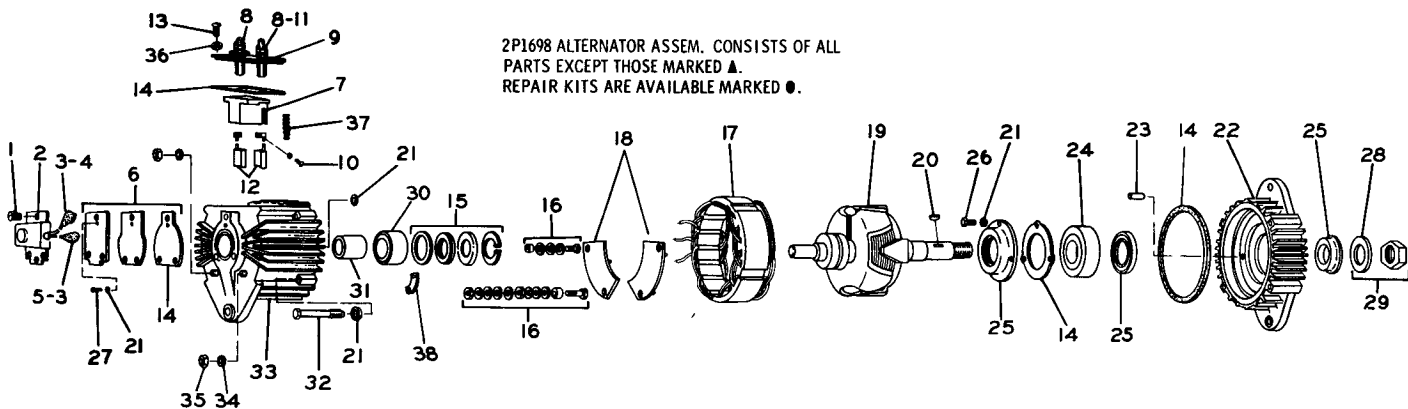


REF. NO.	PART NUMBER	DESCRIPTION	QTY
▲ 1	1P1135	SCREW-----	3
	9S2329	REGULATOR ASSEM.-----	1
2	3K6234	SCREW-----	1
	4B4863	WASHER-----	1
3	7S7182	BOOT-----	1
4	2L8076	TERMINAL-----	2
5	2L8077	TERMINAL-----	1
		(Parts of 9S2329 Assem.)	
● 6	1P1091	KIT (Reg. Mounting Plate & Gasket)	1
	1P1145	HOLDER ASSEM.-----	1
7	1P1137	HOLDER-----	1
	4B2049	NUT-----	3
8	3B4502	LOCKWASHER-----	3
9	1P1138	FIELD TERMINAL & PLATE ASSEM	1
	5S4245	SCREW-----	2
10	6B4542	LOCKWASHER-----	2
		(Parts of 1P1145 Assem.)	

REF. NO.	PART NUMBER	DESCRIPTION	QTY
● 11	1P1088	KIT----- (2 Brush Springs)-----	1
● 12	1P1130	KIT----- (2 Brushes)-----	1
● 13	5H8548	SCREW ASSEM.-----	4
● 14	1P1090	KIT----- (3 Gaskets)-----	1
● 15	1P1080	KIT----- (Retainer and Seals)-----	1
● 16	1P1129	KIT-----	1
		(Terminal Stud and Hardware)	
17	1P1078	RECTIFIER & STATOR ASSEM.-----	1
	1P1076	PLATE & RECTIFIER ASSEM.-----	1
		(Positive)	
18	1P1077	PLATE & RECTIFIER ASSEM.-----	1
		(Negative)	
		(Parts of 1P1078 Assem.)	
19	1P1185	ROTOR ASSEM.-----	1
20	1B8705	KEY-----	1
21	3B4502	LOCKWASHER-----	8

REF. NO.	PART NUMBER	DESCRIPTION	QTY
22	1P1223	HEAD ASSEM.-----	1
	6D9953	PIN-----	1
		(Part of 1P1223 Assem.)	
23	5M6755	SCREW-----	3
24	1B5387	BEARING-----	1
● 25	1P1084	KIT----- (Retainer and Seal)-----	1
		(Seal and 3 Retainers)	
26	1P1082	SPACER-----	1
27	5H6467	SCREW-----	1
28	3B4511	LOCKWASHER-----	1
● 29	1P1131	KIT (Shaft Parts-Nut & Lockwasher)	1
30	2L611	BEARING-----	1
	1P1134	RACE-----	1
● 32	1P1086	KIT--- (Frame Screw-4 Screws)---	1
33	1P1079	HEAD ASSEM.-----	1
34	4B4274	WASHER-----	1
35	2P2232	GASKET-----	1

112037



2P1698 ALTERNATOR ASSEM. CONSISTS OF ALL PARTS EXCEPT THOSE MARKED ▲. REPAIR KITS ARE AVAILABLE MARKED ●.

REF. NO.	PART NUMBER	DESCRIPTION	QTY
1	310243	SCREW-----	3
▲	2 P1699	REGULATOR ASSEM.-----	1
2	3K6234	SCREW-----	1
	4B4863	WASHER-----	1
3	7S7182	BOOT-----	1
4	2L8076	TERMINAL-----	2
5	2L8077	TERMINAL-----	1
●	1P1091	KIT-(Reg. Mounting Plate & Gasket)	
	1P1145	HOLDER ASSEM.-----	1
7	1P1137	HOLDER-----	1
	4B2049	NUT-----	4
8	3B4502	LOCKWASHER-----	4
9	1P1138	FIELD TERMINAL & PLATE ASSEM.	1
	5S4245	SCREW-----	2
10	6B4542	LOCKWASHER-----	2
11	4B4274	WASHER-----	1

●	12	1P1130	KIT-----	(2 Brushes)-----	1
	13	324000	SCREW-----		4
	14	2P1714	KIT-----	(4 Gaskets)-----	1
●	15	1P1080	KIT-----	(Retainer and Seals)-----	1
●	16	2P1712	KIT-----		1
				(Terminal Stud and Insulator)	
	17	2P1709	RECTIFIER & STATOR ASSEM.		1
		2P1719	PLATE & RECTIFIER ASSEM.	(Positive)	1
	18	2P1720	PLATE & RECTIFIER ASSEM.	(Negative)	1
	19	2P6167	ROTOR ASSEM.		1
	20	1B8705	KEY-----		1
	21	3B4502	LOCKWASHER-----		10
	22	2P1710	HEAD ASSEM.		1
	23	6D9953	PIN-----		2
	24	1B5387	BEARING-----		1

GMG00844-FORM(Alternator Installation)--1

●	25	2P1713	KIT-----	(Retainer and Seal)---	1
				(Retainer, Seal, Spacer, Washer)	
	26	172311	SCREW-----		3
	27	9M5520	SCREW-----		1
	28	3B4511	LOCKWASHER-----		1
●	29	1P1131	KIT-(Shaft Parts -Nut & Lockwasher)		1
	30	2L611	BEARING-----		1
	31	1P1134	RACE-----		1
●	32	1P1086	KIT---	(Frame Screw-4 Screws)---	1
	33	2P1711	HEAD ASSEM.		1
	34	3B4507	LOCKWASHER---	(.4375" I. D.)---	2
		3B4504	LOCKWASHER---	(.25" I. D.)---	2
	35	1D4718	NUT-----	(.4375" I. D.)---	2
		9M1311	NUT-----	(.25" I. D.)---	2
	36	2H6139	LOCKWASHER-----		4
	37	1P1088	KIT-----	(2 Brush Springs)-----	1
	38	2P6261	INSULATOR-----		1

113440

2P1204 ALTERNATOR GROUP--24 Volt, 19 Ampere  
Part of 1P7771 Alternator Group

REF. NO.	PART NUMBER	DESCRIPTION	QTY
1	9S4029	WIRE ASSEM.-----	1
2	7F9224	TERMINAL-----	2
	2D3981	INSULATOR-----	2
		(Parts of 9S4029 Assem.)	
3	4D4785	SWITCH ASSEM.-----	1
4	3B8822	ELBOW-----	1
5	8S4183	STRAP-----	1
6	S1585	BOLT----- (1.5" long)-----	1
7	3B4508	LOCKWASHER-----	2
8	8M4791	WASHER-----	3
9	S1595	BOLT----- (1.25" long)-----	1
10	5S7609	PULLEY-----	1
11	9S4070	ALTERNATOR ASSEM.-----	1
		(See Separate Illustration)	
12	9S1240	NUT ASSEM.-----	1
13	7S6723	BRACKET-----	1
14	S1571	BOLT----- (1.75" long)-----	1
15	3B4506	LOCKWASHER-----	2
16	S1619	BOLT----- (3" long)-----	1
	9S4146	WIRE ASSEM.-----	1
	6B2759	TERMINAL-- (.38" Screw)-----	1
	1F7240	TERMINAL-- (No. 10 Screw)-----	1
	7B4826	INSULATOR-----	2
		(Parts of 9S4146 Assem.)	
18	1D4574	BOLT----- (6" long)-----	1
19	9M6933	VEE BELT SET--- (2 Belts)-----	1
	GMG00677	FORM--- (Conversion Instr.)-----	1

136856

1P7771 ALTERNATOR GROUP--24 Volt, 19 Ampere--Type 1--Field Installation  
 Serial No. 93J1 to 93J610 inclusive and 94J1 to 94J1554 inclusive  
 9S4070 Alternator parts are shown on Page 39B

C INDICATES CHANGE

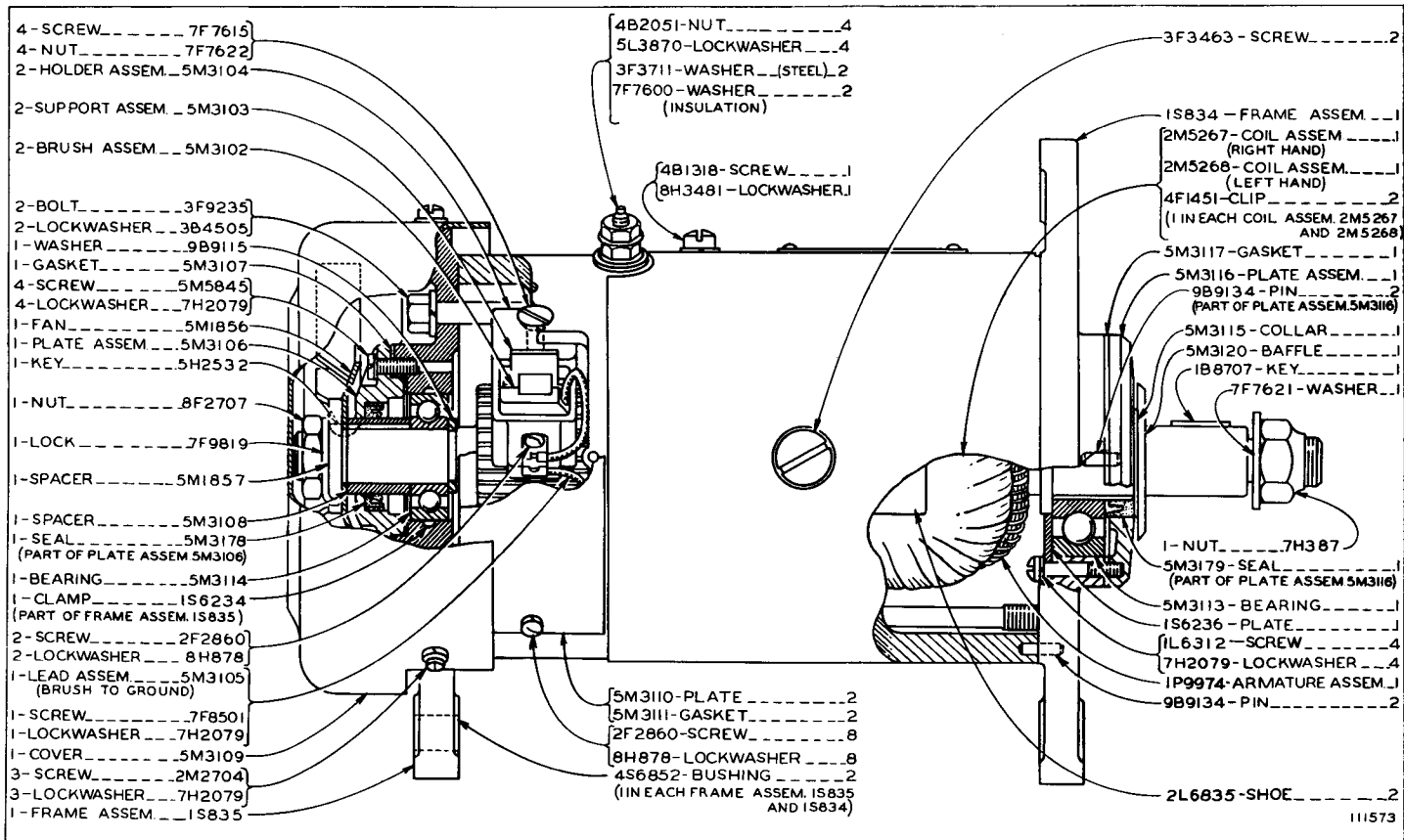
REF. NO.	PART NUMBER	DESCRIPTION	QTY
C 1	4D674	WIRE ASSEM.-----	1
2	6B2759	TERMINAL-----	1
3	7B4826	INSULATOR-----	2
4	1F7240	TERMINAL-----	1
5	8S4183	STRAP-----	1
6	S1585	BOLT----- (1.5" Long)-----	1
7	3B4508	LOCKWASHER-----	2
8	8M4791	WASHER-----	3
9	S1595	BOLT----- (1.25" Long)-----	1
10	5S7609	PULLEY-----	1
11	2P1204	ALTERNATOR GROUP-----	1
		(See Separate Illustration)	
12	9S1240	NUT ASSEM.-----	1
13	7S6723	BRACKET-----	1
14	S1571	BOLT----- (1.75" Long)-----	1
15	3B4506	LOCKWASHER-----	2
16	S1619	BOLT----- (3" Long)-----	1
C 17	2L8071	TERMINAL-----	1
C 18	1D4574	BOLT----- (6" Long)-----	1
19	9M6933	VEE BELT SET--- (2 Belts)-----	1
	GMG00677	FORM--- (Conversion Instr.)-----	1

136857

1P7771 ALTERNATOR GROUP--24 Volt, 19 Ampere--Type 2--Field Installation  
 Serial No. 93J1 to 93J610 inclusive and 94J1 to 94J1554 inclusive

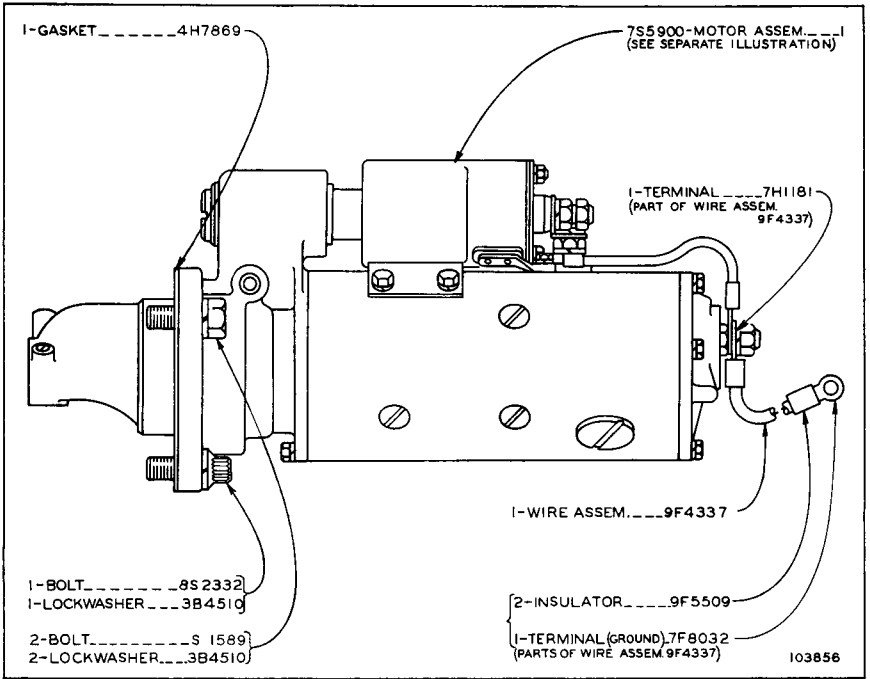
ONLY "CATERPILLAR" PARTS GIVE "CATERPILLAR" PERFORMANCE

ALWAYS GIVE SERIAL NUMBER WHEN ORDERING PARTS



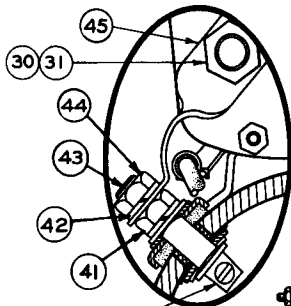
1S151 GENERATOR ASSEMBLY--24 VOLT, 15 AMPERE  
 PART OF GENERATOR SHOWN ON PAGE 39



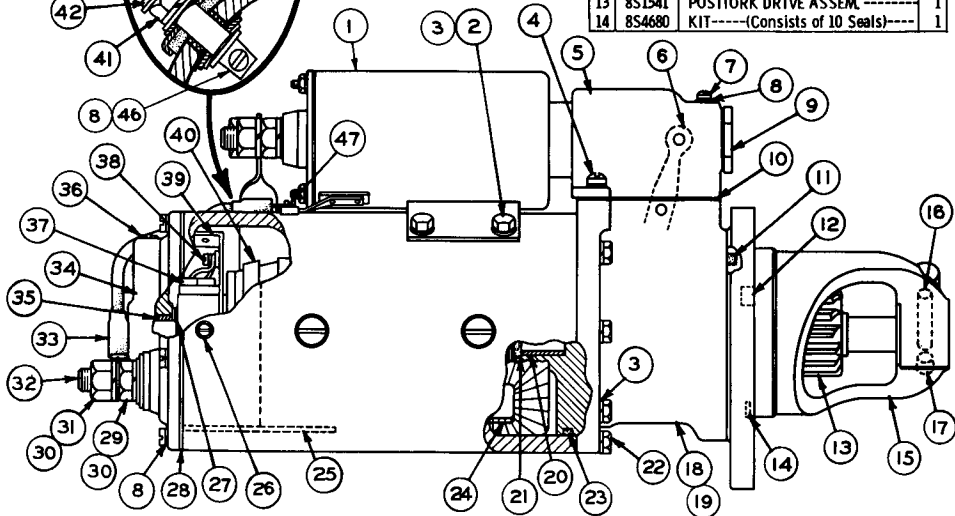


**STARTING MOTOR—24 Volt**  
**7S5900 Motor parts are shown on Page 42**  
**Refer also to Page 90 for special parts**

REF. NO.	PART NUMBER	DESCRIPTION	QTY.
1	9S7976	SOLENOID ASSEM. ----- (See Separate Illustration)	1



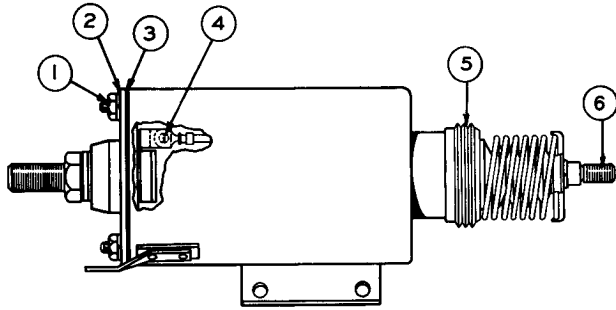
2P1789-KIT --- (Pole) --- 1  
(Consists of 4 Shoes)  
2P1791-KIT --- (Pole) --- 1  
(Consists of 8 Gaskets & 8 Screws)  
(Not Shown)  
GMG0012-FORM ----- 1  
(Instructions for Installing  
Starting Motor)



REF. NO.	PART NUMBER	DESCRIPTION	QTY.
2	6H3622	SCREW-----	4
3	3K6116	WASHER-----	4
3	3B4504	LOCKWASHER-----	11
4	4B1265	SCREW-----	2
5	8S1536	COVER-----	1
6	8S1537	YOKE ASSEM.-----	1
7	8S0069	KIT---(Yoke Cover Mounting)---	1
8	3B4502	LOCKWASHER-----	7
9	8S0065	KIT---(Yoke Adjusting)---	1
		(Consists of Screw, Washer & "O" Ring)	
10	8S1533	GASKET-----	1
11	2H3931	SEAL-----	1
12	8S1535	KIT---(Consists of 6 Plugs)---	1
13	8S1541	POSITORK DRIVE ASSEM.-----	1
14	8S4680	KIT---(Consists of 10 Seals)---	1

REF. NO.	PART NUMBER	DESCRIPTION	QTY.
15	8S1543	HOUSING ASSEM.-----	1
16	8S4684	[KIT---(Bearing and Wick)---	1
17	2B4602	[PLUG-----	1
		(Parts of 8S1543 Housing Assem.)	
18	8S1544	HOUSING ASSEM.-----	1
19	2B4602	[PLUG-----	1
20	8S2226	[BUSHING-----	1
21	8S2225	[SEAL-----	1
		(Parts of 8S1544 Housing Assem.)	
22	8S8260	KIT---(Head and Housing Screw)---	1
23	4M189	SEAL-----	1
24	8S8255	KIT---(Field Coil)---	1
		(Consists of Coils, Gaskets, Insulation & Screws)	
25	8S2780	KIT---(Consists of 10 Insulations)---	1
26	4B1220	SCREW-----	3
27	8S8071	KIT---(Armature Thrust Washers)---	1
28	8S6035	GASKET-----	1
29	1D5117	NUT-----	1
30	3B4508	LOCKWASHER-----	4
31	1D4719	NUT-----	3
32	8S4679	KIT(Commutator end terminal stud)	1
		(Consists of Stud, Washers & Bushings)	
33	8S1560	LEAD ASSEM.-----	1
34	8S2769	HEAD ASSEM.---(Commutator End)	1
35	8S4682	[KIT---(Bearing and Wick)---	1
36	2B4602	[PLUG-----	1
		(Parts of 8S2769 Head Assem.)	
37	8S2778	KIT---(Consists of 4 Brushes)---	1
38	[4B1220	SCREW-----	4
	[8H878	LOCKWASHER-----	4
39	8S2790	PLATE ASSEM.-----	1
40	9S6100	ARMATURE ASSEM.-----	1
41	1B2578	NUT-----	1
42	3B4506	LOCKWASHER-----	2
43	8S4685	KIT---(Field Terminal Stud)---	1
		(Consists of Stud, Washers, Bushing & Insulation)	
44	1D4717	NUT-----	1
45	8S2771	CONNECTOR-----	1
46	4B1236	SCREW-----	1
47	4M3217	SCREW-----	2

7S5900 STARTING MOTOR ASSEMBLY--24 Volt  
Part of Starting Motor shown on Page 41



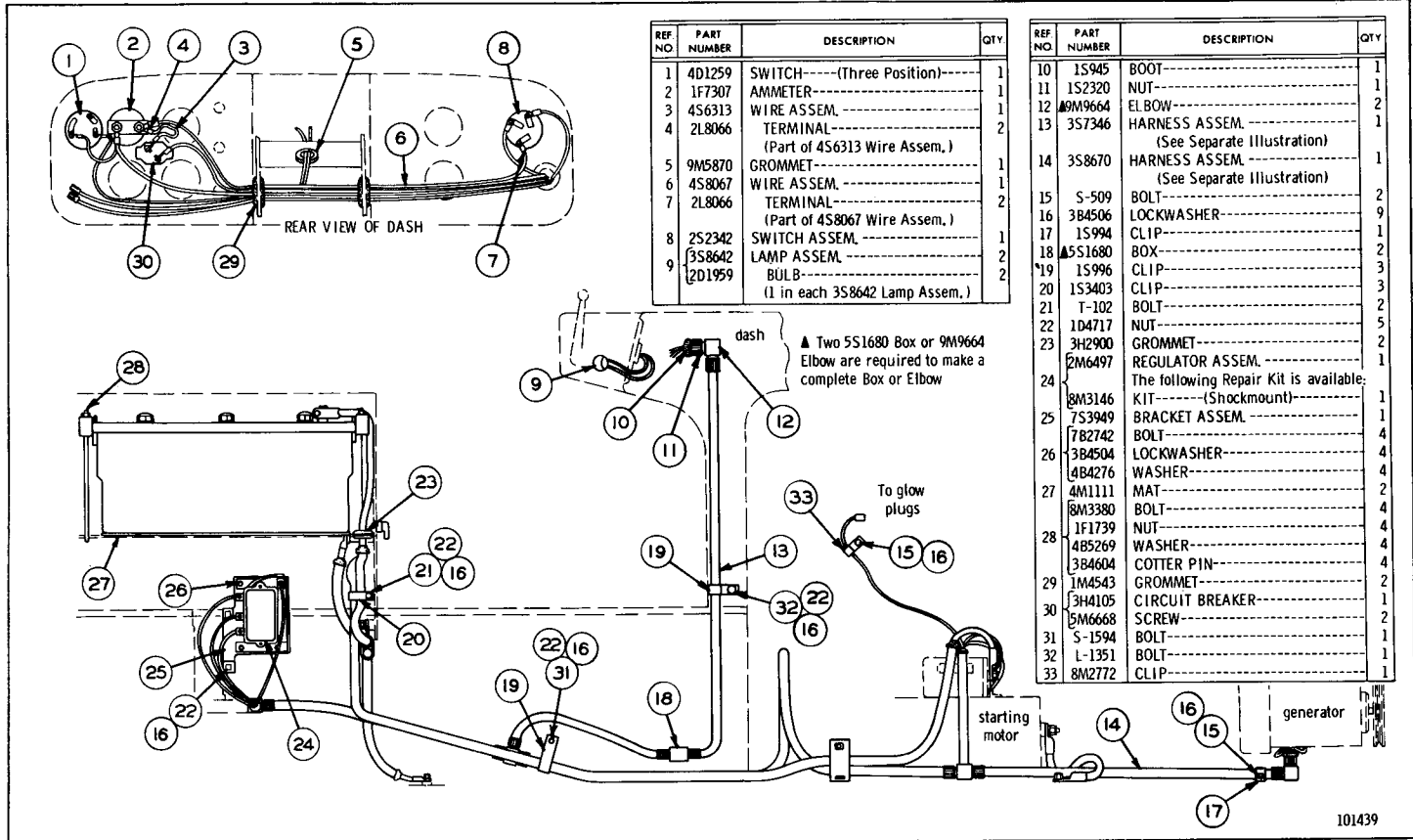
REF. NO.	PART NUMBER	DESCRIPTION	QTY.
1	4B2049	NUT-----	4
2	8S8023	COVER ASSEM.-----	1
3	8S8024	GASKET----- (Part of 8S8023 Cover Assem.)	1
4	9B7235	SCREW-----	1
	9B7233	LOCKWASHER-----	1
5	8S1528	BOOT-----	1
6	8S8021	CORE ASSEM.-----	1

The following Repair Kits are available:

- 8S1524-KIT----- (Terminal Stud-Battery)----- 1
- 8S1525-KIT----- (Terminal Stud-Motor)----- 1
- 9S8688-KIT----- (Core-Contact End)----- 1
- 8S1527-KIT----- (Core-Yoke End)----- 1

109505

9S7976 SOLENOID ASSEMBLY—24 Volt  
Part of 7S5900 Motor Assembly



BATTERY AND WIRING—24 Volt—As Viewed from Right Hand Side of Machine—Part 1  
 Serial No. 93J1 to 93J345 inclusive and 94J1 to 94J476 inclusive  
 3S8670 and 3S7346 Harness parts are shown on Pages 47 and 48. See Page 46 for Wiring Diagram

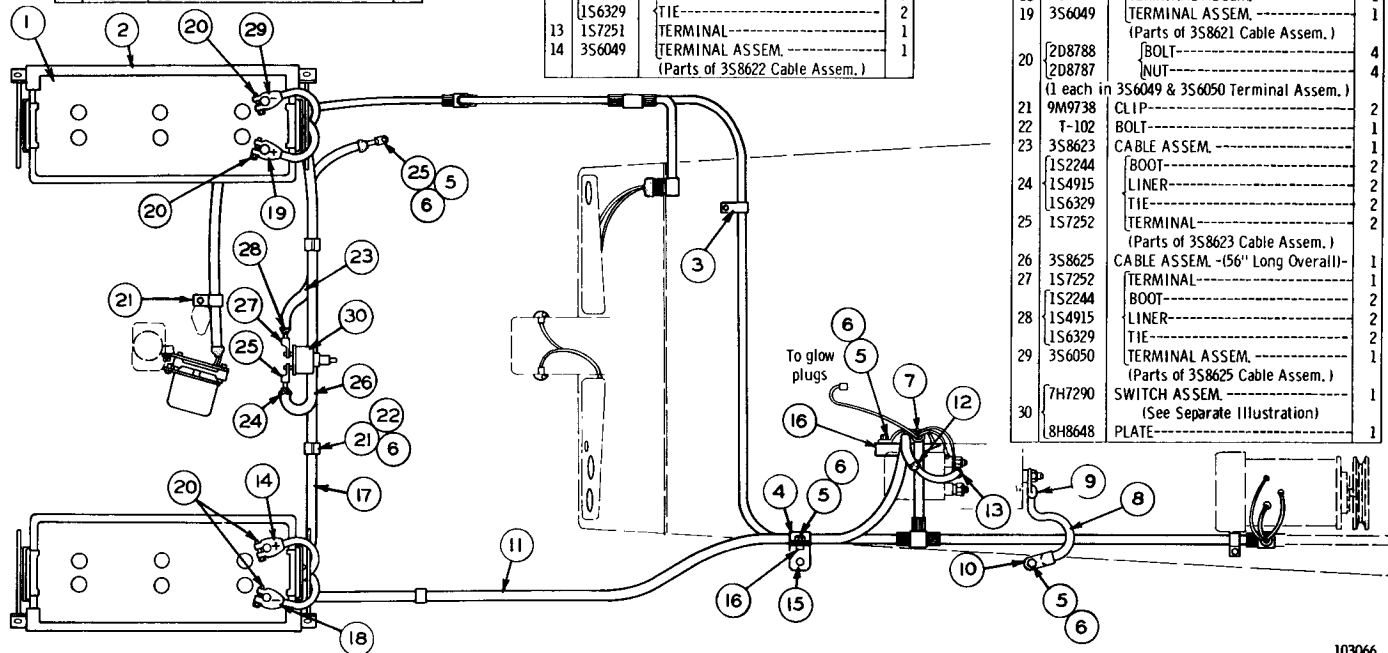
101439

**BATTERY AND WIRING—24 Volt—Top View—Part 2**  
 Serial No. 93J1 to 93J345 inclusive and 94J1 to 94J476 inclusive  
 7H7290 Switch parts are shown on Page 48. See Page 46 for Wiring Diagram

REF NO	PART NUMBER	DESCRIPTION	QTY
1	4S9261	BATTERY-----	2
2	8M3374	ANGLE-----	2
3	8M2773	CLIP-----	1
4	9M9315	CLAMP-----	1
5	S-509	BOLT-----	4
6	3B4506	LOCKWASHER-----	5
7	1S2334	CLAMP-----	1

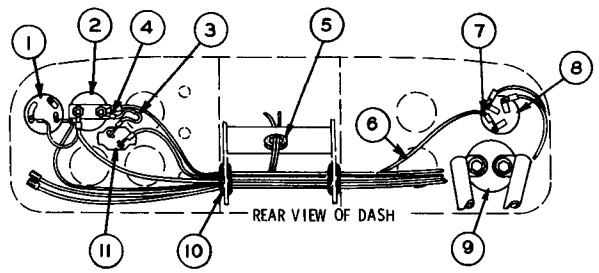
REF NO	PART NUMBER	DESCRIPTION	QTY
8	3S8624	CABLE ASSEM. -(12" Long Overall)-	1
9	1S7251	TERMINAL-----	1
10	1S7252	TERMINAL-----	1
		(Parts of 3S8624 Cable Assem.)	
11	3S8622	CABLE ASSEM. -(116" Long Overall)-	1
		[BOOT-----	2
12	1S2244	LINER-----	2
	1S4915	LINER-----	2
	1S6329	TIE-----	2
13	1S7251	TERMINAL-----	1
14	3S6049	TERMINAL ASSEM.-----	1
		(Parts of 3S8622 Cable Assem.)	

REF NO	PART NUMBER	DESCRIPTION	QTY
15	3S8644	BRACKET ASSEM.-----	1
16	1S2335	BRACKET ASSEM.-----	1
	3S8621	CABLE ASSEM. -(90" Long Overall)-	1
		[BOOT-----	2
17	1S4915	LINER-----	2
	1S6329	TIE-----	2
18	3S6050	TERMINAL ASSEM.-----	1
19	3S6049	TERMINAL ASSEM.-----	1
		(Parts of 3S8621 Cable Assem.)	
20	2D8788	[BOLT-----	4
	2D8787	[NUT-----	4
		(1 each in 3S6049 & 3S6050 Terminal Assem.)	
21	9M9738	CLIP-----	2
22	T-102	BOLT-----	1
23	3S8623	CABLE ASSEM.-----	1
		[BOOT-----	2
24	1S4915	LINER-----	2
	1S6329	TIE-----	2
25	1S7252	TERMINAL-----	2
		(Parts of 3S8623 Cable Assem.)	
26	3S8625	CABLE ASSEM. -(56" Long Overall)-	1
27	1S7252	TERMINAL-----	1
		[BOOT-----	2
28	1S4915	LINER-----	2
	1S6329	TIE-----	2
29	3S6050	TERMINAL ASSEM.-----	1
		(Parts of 3S8625 Cable Assem.)	
30	7H7290	SWITCH ASSEM.-----	1
		(See Separate Illustration)	
	8H8648	PLATE-----	1



ONLY "CATERPILLAR" PARTS GIVE "CATERPILLAR" PERFORMANCE

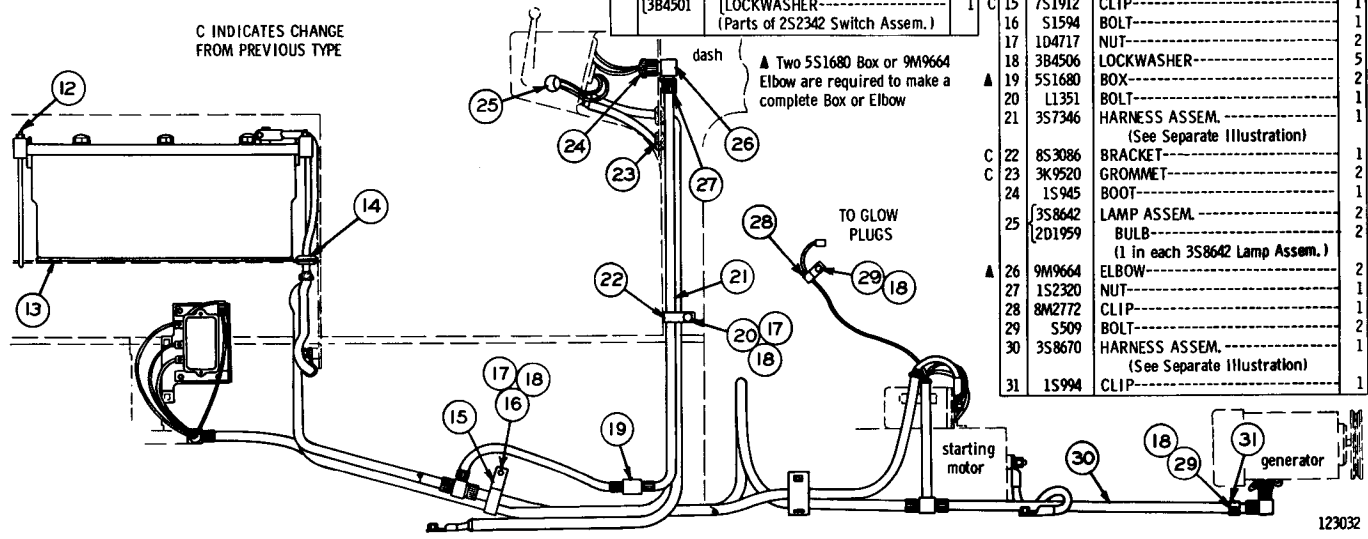
DIESEL ENGINE



C INDICATES CHANGE FROM PREVIOUS TYPE

REF. NO.	PART NUMBER	DESCRIPTION	QTY
1	4D1259	SWITCH ----(Three Position)----	1
2	1F7307	AMMETER----	1
3	4S6313	WIRE ASSEM.----	1
4	2L8066	TERMINAL---- (Part of 4S6313 Wire Assem.)	2
5	9M5870	GROMMET----	1
6	4S8067	WIRE ASSEM.----	1
7	2L8066	TERMINAL---- (Part of 4S8067 Wire Assem.)	2
8	2S2342	SWITCH ASSEM. --- (Heat-Start)---	1
	8F3437	LEVER----	1
	5L7200	SCREW----	1
	3B4501	LOCKWASHER----	1
		(Parts of 2S2342 Switch Assem.)	

REF. NO.	PART NUMBER	DESCRIPTION	QTY
9	7H7290	SWITCH ASSEM. ---- (See Separate Illustration)	1
10	8H8648	PLATE----	1
	1M4543	GROMMET----	2
11	3H4105	CIRCUIT BREAKER----	1
12	5M6668	SCREW----	2
	8M3380	BOLT----	4
13	1F1739	NUT----	4
	4B5269	WASHER----	4
14	3B4604	COTTER PIN----	4
	4M1111	MAT----	2
15	3H2900	GROMMET----	2
	7S1912	CLIP----	1
16	S1594	BOLT----	1
17	104717	NUT----	2
18	3B4506	LOCKWASHER----	5
▲ 19	5S1680	BOX----	2
20	L1351	BOLT----	1
21	3S7346	HARNES ASSEM.---- (See Separate Illustration)	1
C 22	8S3086	BRACKET----	1
C 23	3K9520	GROMMET----	2
24	1S945	BOOT----	1
25	3S8642	LAMP ASSEM.----	2
	2D1959	BULB---- (1 in each 3S8642 Lamp Assem.)	2
▲ 26	9M9664	ELBOW----	2
27	1S2320	NUT----	1
28	8M2772	CLIP----	1
29	S509	BOLT----	2
30	3S8670	HARNES ASSEM.---- (See Separate Illustration)	1
31	1S994	CLIP----	1



▲ Two 5S1680 Box or 9M9664 Elbow are required to make a complete Box or Elbow

TO GLOW PLUGS

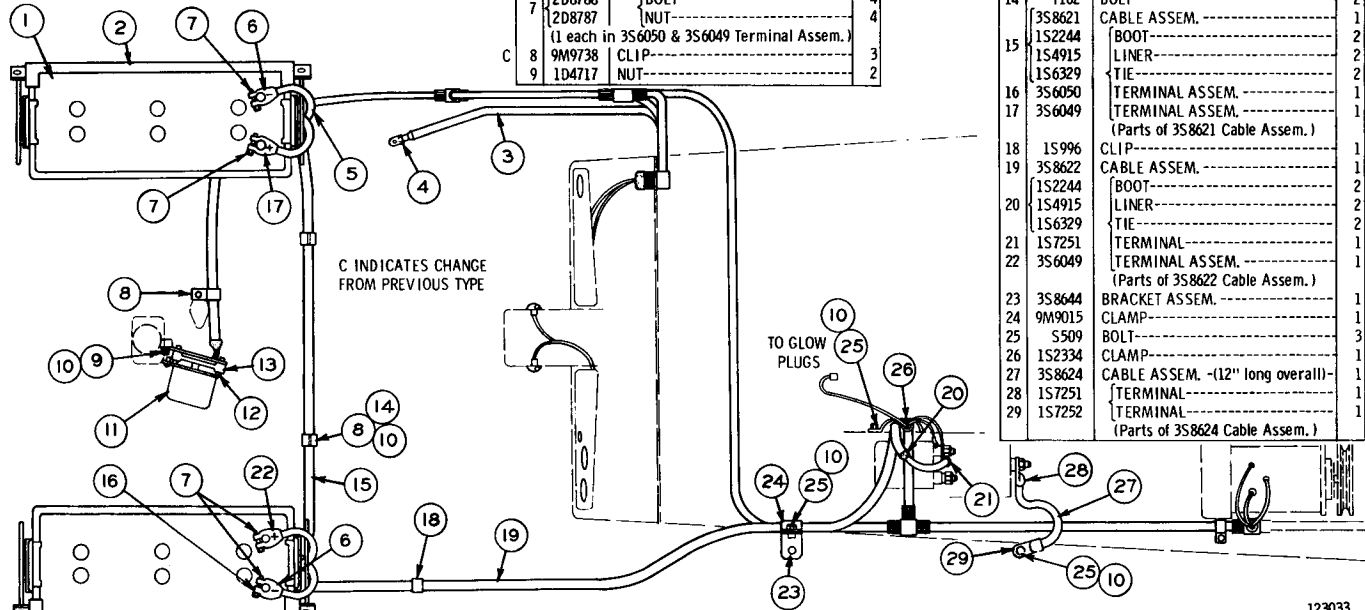
BATTERY AND WIRING (4S5005 N/S)—24 Volt—As Viewed from Right Hand Side of Machine—Part 1  
 Serial No. 93J346 to 93J539 inclusive and 94J477 to 94J1252 inclusive  
 3S8670 and 3S7346 Harness and 7H7290 Switch parts are shown on Pages 47 & 48. See Page 46 for Wiring Diagram

**BATTERY AND WIRING (4S5005 N/S)—24 Volt—Top View—Part 2**  
 Serial No. 93J346 to 93J539 inclusive and 94J477 to 94J1252 inclusive  
 See Page 46 for Wiring Diagram

REF. NO.	PART NUMBER	DESCRIPTION	QTY
1	4S9261	BATTERY	2
2	8M3374	ANGLE	2
3	8S3084	CABLE ASSEM.	1
	8S3020	TERMINAL--(Disconnect Switch)	1
4	1S7252	TERMINAL (Parts of 8S3084 Cable Assem.)	1

REF. NO.	PART NUMBER	DESCRIPTION	QTY
5	8S1079	CABLE ASSEM.	1
	8S3020	TERMINAL--(Disconnect Switch)	1
6	1S2244	BOOT	2
	1S4915	LINER	2
7	1S6329	TIE	2
	3S6050	TERMINAL ASSEM. (Parts of 8S1079 Cable Assem.)	1
8	2D8788	BOLT	4
	2D8787	NUT	4
9	9M9738	CLIP	3
	1D4717	NUT	2

REF. NO.	PART NUMBER	DESCRIPTION	QTY
10	3B4506	LOCKWASHER	7
11	2M6497	REGULATOR ASSEM.	1
	8M3146	KIT--(Shockmount Repair)	1
12	7B2742	BOLT	4
13	3B4504	LOCKWASHER	4
	4B4276	WASHER	4
14	7S3949	BRACKET ASSEM.	1
15	1S996	BOLT	2
	3S8621	CABLE ASSEM.	1
16	1S2244	BOOT	2
	1S4915	LINER	2
17	1S6329	TIE	2
	3S6050	TERMINAL ASSEM.	1
18	3S6049	TERMINAL ASSEM. (Parts of 3S8621 Cable Assem.)	1
	1S996	CLIP	1
19	3S8622	CABLE ASSEM.	1
	1S2244	BOOT	2
20	1S4915	LINER	2
	1S6329	TIE	2
21	1S7251	TERMINAL	1
	3S6049	TERMINAL ASSEM. (Parts of 3S8622 Cable Assem.)	1
22	3S8644	BRACKET ASSEM.	1
23	9M9015	CLAMP	1
24	S509	BOLT	3
25	1S2334	CLAMP	1
26	3S8624	CABLE ASSEM. -(12" long overall)-	1
27	1S7251	TERMINAL	1
28	1S7252	TERMINAL	1
29		TERMINAL (Parts of 3S8624 Cable Assem.)	1

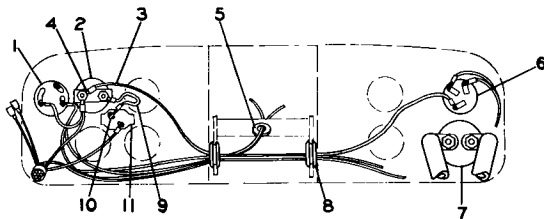


ONLY "CATERPILLAR" PARTS GIVE "CATERPILLAR" PERFORMANCE

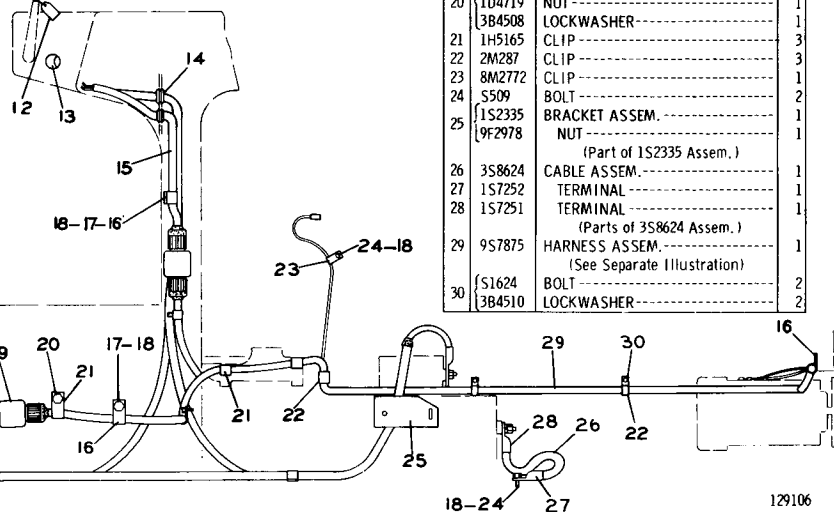
DIESEL ENGINE

ALWAYS GIVE SERIAL NUMBER WHEN ORDERING PARTS

REF. NO.	PART NUMBER	DESCRIPTION	QTY
1	4D1259	SWITCH----- (Light)	1
2	1F7307	AMMETER-----	1
3	4S8067	WIRE ASSEM.-----	2
4	1F7240	TERMINAL-----	1
	7B4826	INSULATOR----- (Parts of 4S8067 Assem.)	2



REF. NO.	PART NUMBER	DESCRIPTION	QTY
5	9M5870	GROMMET-----	1
6	8S7713	SWITCH ASSEM.--- (Heat-Start)	1
	8F3437	LEVER-----	1
7	5L7200	SCREW-----	1
	3B4501	LOCKWASHER----- (Parts of 8S7713 Assem.)	1
7	7H7290	DISCONNECT SWITCH ASSEM.----- (See Separate Illustration)	1
8	1M4543	GROMMET-----	2
9	4S6313	WIRE ASSEM.-----	1
10	1F7240	TERMINAL-----	2
	7B4826	INSULATOR----- (Parts of 4S6313 Assem.)	2



REF. NO.	PART NUMBER	DESCRIPTION	QTY
11	5M2555	CIRCUIT BREAKER-----	1
12	5M6668	SCREW-----	2
	1H2152	TAG----- (Battery Warning)	1
13	3S8642	LAMP ASSEM.-----	2
	2D1959	BULB----- (1 in each 3S8642 Assem.)	2
14	3K9520	GROMMET-----	3
15	9S7876	HARNES ASSEM.----- (See Separate Illustration)	1
16	1H5166	CLIP-----	5
17	T102	BOLT-----	4
18	3B4506	LOCKWASHER-----	6
19	5S1680	BOX-----	4
	S1595	BOLT-----	1
20	104719	NUT-----	1
21	3B4508	LOCKWASHER-----	1
	1H5165	CLIP-----	3
22	2M287	CLIP-----	3
23	8M2772	CLIP-----	1
24	S509	BOLT-----	2
25	1S2335	BRACKET ASSEM.-----	1
25	9F2978	NUT----- (Part of 1S2335 Assem.)	1
	3S8624	CABLE ASSEM.-----	1
27	1S7252	TERMINAL-----	1
28	1S7251	TERMINAL----- (Parts of 3S8624 Assem.)	1
29	9S7875	HARNES ASSEM.----- (See Separate Illustration)	1
30	S1624	BOLT-----	2
	3B4510	LOCKWASHER-----	2

TWO OF PART MARKED ● ARE  
REQUIRED FOR ONE COMPLETE BOX.

### BATTERY AND WIRING (9S9380 N/S)—24 Volt—Part 1

Serial No. 93J540 to 93J610 inclusive and 94J1253 to 94J1554 inclusive. 9S7875 Harness, 7H7290 Switch and 9S7876 Harness parts are shown on Pages 47A, 48 and 48A. See Page 46A for Wiring Diagram

129106



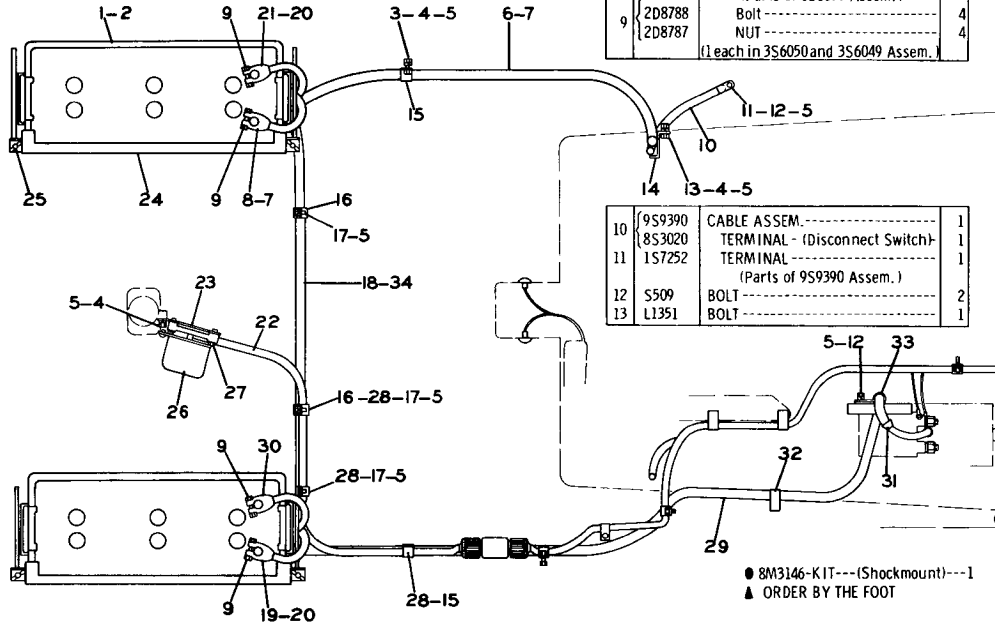
**BATTERY AND WIRING (9S9380 N/S)-24 Volt-Part 2**  
 Serial No. 93J540 to 93J610 inclusive and 94J1253 to 94J1554 inclusive. 9S9381 Harness  
 parts are shown on Page 48A. See Page 46A for Wiring Diagram

ONLY "CATERPILLAR" PARTS GIVE "CATERPILLAR" PERFORMANCE

REF. NO.	PART NUMBER	DESCRIPTION	QTY
1	459261	BATTERY-----	2
	5S8405	PLUG----- (6 in each 459261 Battery)	12
2	4M1111	MAT-----	2
3	S1594	BOLT-----	1
4	1D4717	NUT-----	4
5	3B4506	LOCKWASHER-----	9

REF. NO.	PART NUMBER	DESCRIPTION	QTY
6	8S1079	CABLE ASSEM.-----	1
	4S8732	CONDUIT-----66"	1
	8S3020	TERMINAL -(Disconnect Switch)-	1
	1S2244	BOOT-----	2
7	1S4915	LINER-----	2
	3S2093	TIE-----	2
	3S6050	TERMINAL ASSEM.----- (Parts of 8S1079 Assem.)	1
8	2D8788	Bolt-----	4
	2D8787	NUT-----	4
(1 each in 3S6050 and 3S6049 Assem.)			

REF. NO.	PART NUMBER	DESCRIPTION	QTY
14	8S3086	BRACKET-----	1
15	1S996	CLIP----- (2.25" long)-----	2
16	9M9738	CLIP----- (2.25" long)-----	2
17	T102	BOLT-----	3
18	3S8621	CABLE ASSEM.-----	1
	4S8732	CONDUIT-----61"	1
19	3S6050	TERMINAL ASSEM.-----	1
	1S2244	BOOT-----	2
20	1S4915	LINER-----	2
	3S2093	TIE-----	2
21	3S6049	TERMINAL ASSEM.----- (Parts of 3S8621 Assem.)	1
22	9S9381	HARNES ASSEM.----- (See Separate Illustration)	1
23	7S3949	BRACKET ASSEM.-----	1
	9F6445	NUT----- (Part of 7S3949 Assem.)	5
24	8M3374	ANGLE ASSEM.-----	2
	9M5617	GROMMET----- (2 in each 8M3374 Assem.)	4
25	8M3380	BOLT-----	4
	1F1739	NUT-----	4
26	4B5269	WASHER-----	4
	3B4604	COTTER PIN-----	4
27	2M6497	REGULATOR ASSEM.-----	1
	7B2742	BOLT-----	4
28	3B4504	LOCKWASHER-----	4
	4B4276	WASHER-----	4
29	1H5166	CLIP----- (3.50" long)-----	4
	3S8622	CABLE ASSEM.-----	1
30	4S8732	CONDUIT-----92"	1
	1S7251	TERMINAL -(Starter Solenoid)-	1
31	3S6049	TERMINAL ASSEM.-----	1
	1S2244	BOOT-----	2
32	1S4915	LINER-----	2
	3S2093	TIE----- (Parts of 3S8622 Assem.)	2
33	4K640	CLIP-----	1
34	1S994	CLIP-----	1
	3H2900	GROMMET-----	2



● 8M3146-K IT---(Shockmount)---1  
 ▲ ORDER BY THE FOOT

129107

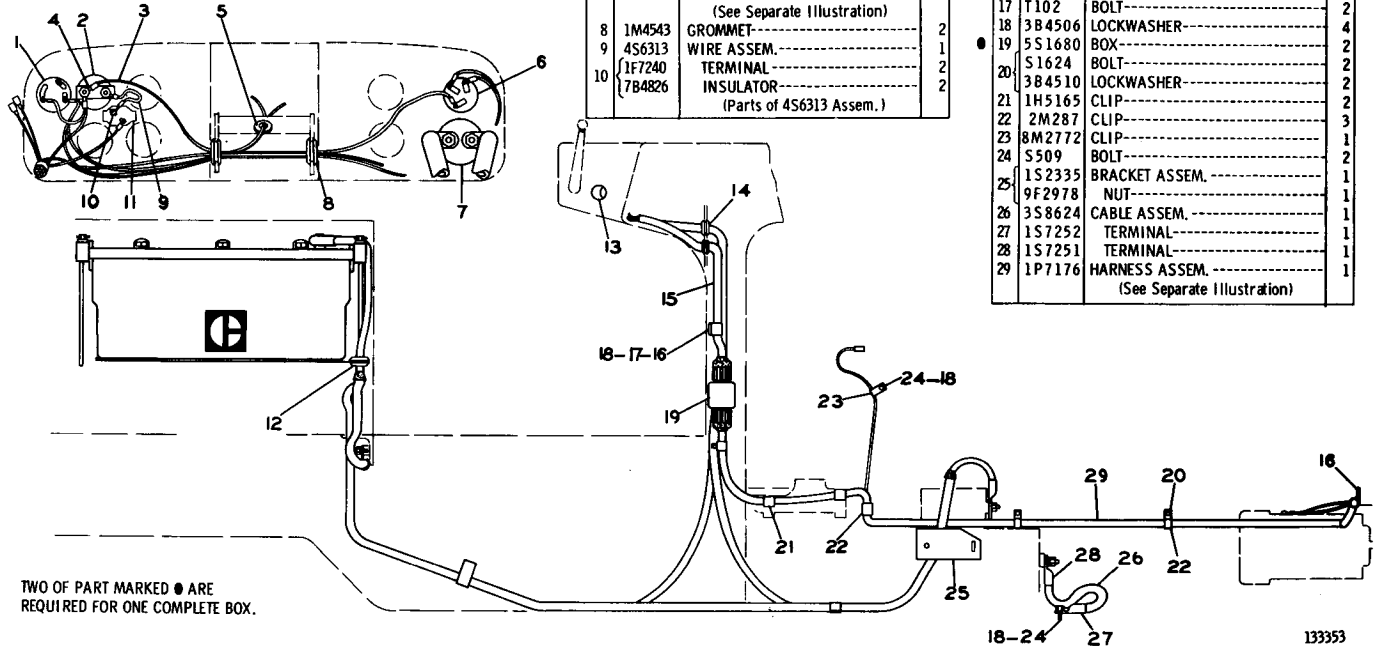
DIESEL ENGINE

458

REF. NO.	PART NUMBER	DESCRIPTION	QTY
1	756402	SWITCH------(Light)-----	1
2	1F7307	AMMETER-----	1
3	4S8067	WIRE ASSEM.-----	1
4	1F7240	TERMINAL-----	2
	7B4826	INSULATOR-----	2
(Parts of 4S8067 Assem.)			

REF. NO.	PART NUMBER	DESCRIPTION	QTY
5	9M5870	GROMMET-----	1
	8S7713	SWITCH ASSEM.---(Heat-Start)---	1
	8F3437	LEVER-----	1
	9L7200	SCREW-----	1
6	3B4501	LOCKWASHER-----	1
	(Parts of 8S7713 Assem.)		
7	7H7290	DISCONNECT SWITCH ASSEM.-----	1
(See Separate Illustration)			
8	1M4543	GROMMET-----	2
9	4S6313	WIRE ASSEM.-----	1
10	1F7240	TERMINAL-----	2
	7B4826	INSULATOR-----	2
(Parts of 4S6313 Assem.)			

11	5M2555	CIRCUIT BREAKER-----	1
	5M6668	SCREW-----	2
12	3H2900	GROMMET-----	2
13	3S8642	LAMP ASSEM.-----	2
	2D1959	BULB-----	1
14	3K9520	GROMMET-----	3
15	9S9543	HARNES ASSEM.-----	1
	(See Separate Illustration)		
16	1H5166	CLIP-----	3
17	T102	BOLT-----	2
18	3B4506	LOCKWASHER-----	4
19	5S1680	BOX-----	2
20	S1624	BOLT-----	2
	3B4510	LOCKWASHER-----	2
21	1H5165	CLIP-----	2
22	2M287	CLIP-----	3
23	8M2772	CLIP-----	1
24	S509	BOLT-----	2
25	1S2335	BRACKET ASSEM.-----	1
	9F2978	NUT-----	1
26	3S8624	CABLE ASSEM.-----	1
27	1S7252	TERMINAL-----	1
28	1S7251	TERMINAL-----	1
29	1P7176	HARNES ASSEM.-----	1
(See Separate Illustration)			



TWO OF PART MARKED ● ARE  
REQUIRED FOR ONE COMPLETE BOX.

133353

**BATTERY AND WIRING (1P4753 N/S)—24 Volt—Part 1**  
Effective with Serial No. 93J611—Up and 94J1555—Up. 1P7176 Harness, 7H7290 Switch and 9S9543 Harness parts are shown on Pages 47B, 48 and 90B. See Page 46B for Wiring Diagram

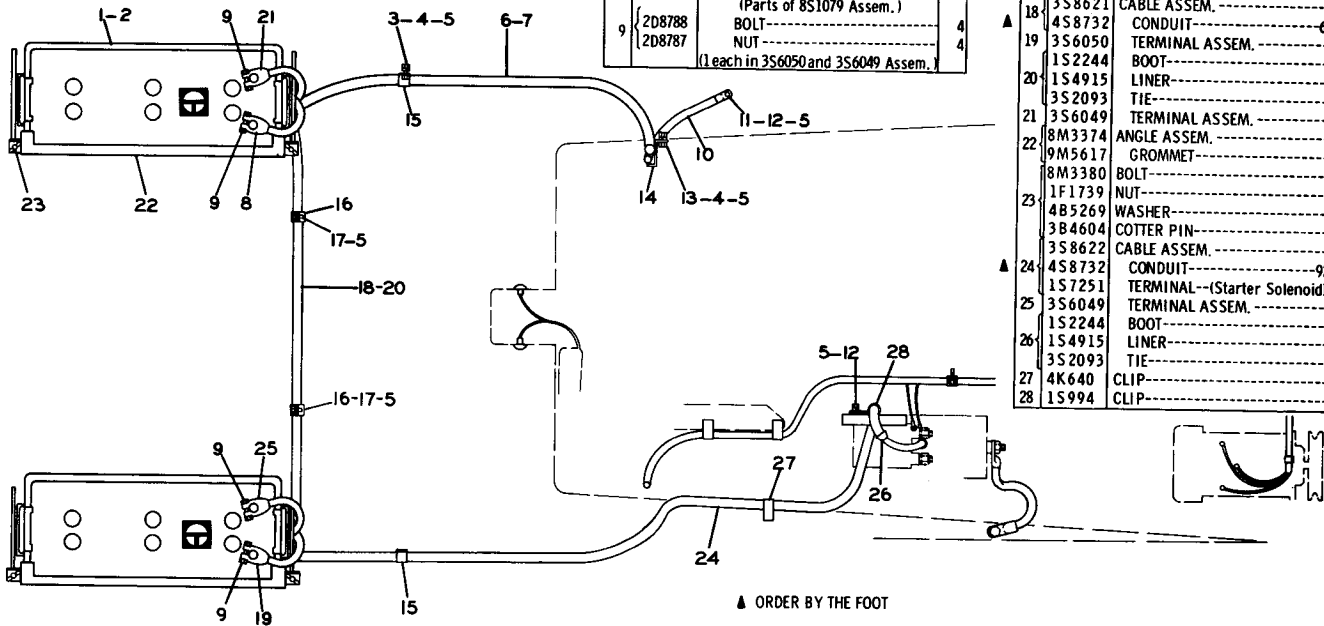
BATTERY AND WIRING (1P4753 N/S)—24 Volt—Part 2  
 Effective with Serial No. 93J611—Up and 94J1555—Up  
 See Page 46B for Wiring Diagram

ONLY "CATERPILLAR" PARTS GIVE "CATERPILLAR" PERFORMANCE

REF. NO.	PART NUMBER	DESCRIPTION	QTY
1	4S9261 5S8405	BATTERY----- PLUG----- (6 in each 4S9261 Battery)	2 12
2	4M1111	MAT-----	2
3	S1594	BOLT-----	1
4	1D4717	NUT-----	2
5	3B4506	LOCKWASHER-----	6

REF. NO.	PART NUMBER	DESCRIPTION	QTY
6	8S1079 4S8732	CABLE ASSEM.----- CONDUIT-----66"	1
7	8S3020 1S2244	TERMINAL-(Disconnect Switch)- BOOT-----	1 2
8	1S4915 3S2093	LINER----- TIE-----	2 2
9	3S6050 2D8788 2D8787	TERMINAL ASSEM.----- (Parts of 8S1079 Assem.) BOLT----- NUT----- (1 each in 3S6050 and 3S6049 Assem.)	1 4 4

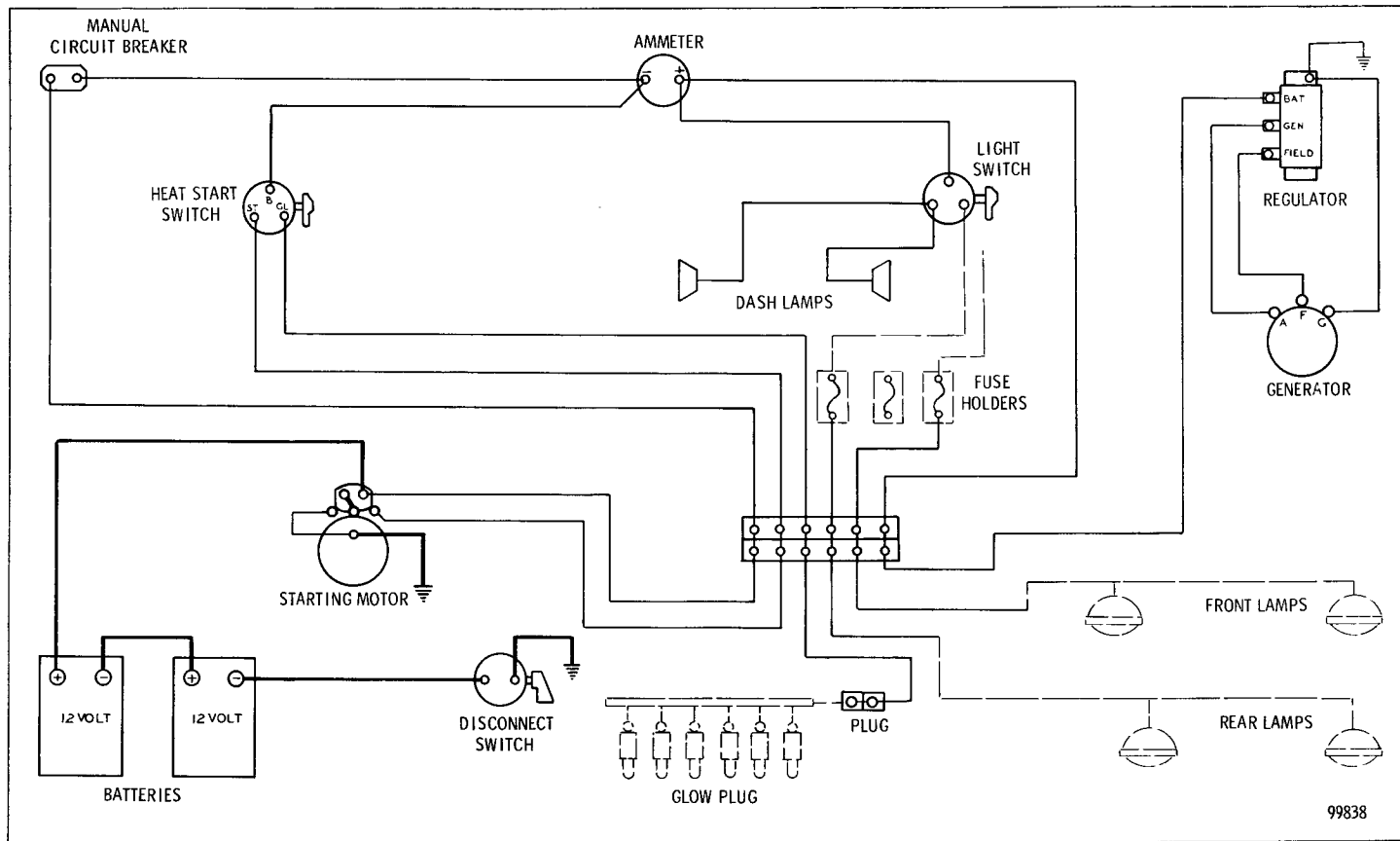
10	9S9390	CABLE ASSEM.-----	1
	8S3020	TERMINAL-(Disconnect Switch)-	1
11	1S7252	TERMINAL-----	1
12	S509	BOLT-----	2
13	L1351	BOLT-----	1
14	8S3086	BRACKET-----	1
15	1S996	CLIP----- (2.25" long)	2
16	9M9738	CLIP----- (2.25" long)	2
17	T102	BOLT-----	2
18	3S8621	CABLE ASSEM.-----	1
	4S8732	CONDUIT-----61"	1
19	3S6050	TERMINAL ASSEM.-----	1
	1S2244	BOOT-----	2
20	1S4915	LINER-----	2
	3S2093	TIE-----	2
21	3S6049	TERMINAL ASSEM.-----	1
22	8M3374	ANGLE ASSEM.-----	2
	9M5617	GROMMET-----	2
	8M3380	BOLT-----	4
	1F1739	NUT-----	4
23	4B5269	WASHER-----	4
	3B4604	COTTER PIN-----	4
	3S8622	CABLE ASSEM.-----	1
24	4S8732	CONDUIT-----92"	1
	1S7251	TERMINAL-(Starter Solenoid)-	1
25	3S6049	TERMINAL ASSEM.-----	1
	1S2244	BOOT-----	2
26	1S4915	LINER-----	2
	3S2093	TIE-----	2
27	4K640	CLIP-----	1
28	1S994	CLIP-----	1



133354

DIESEL ENGINE

4SD

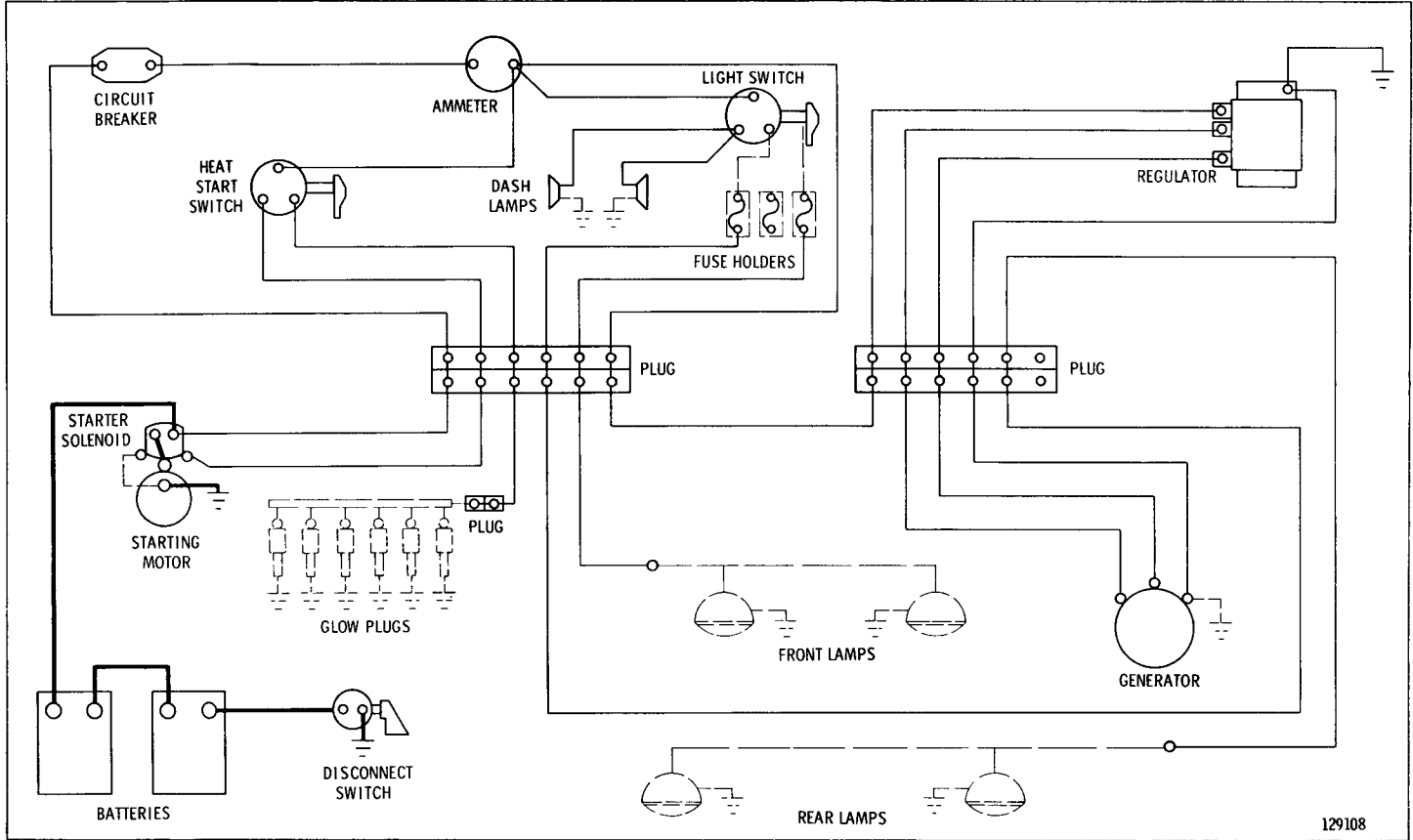


99838

WIRING DIAGRAM—24 Volt System  
Serial No. 93J1 to 93J539 inclusive and 94J1 to 94J1252 inclusive

ONLY "CATERPILLAR" PARTS GIVE "CATERPILLAR" PERFORMANCE

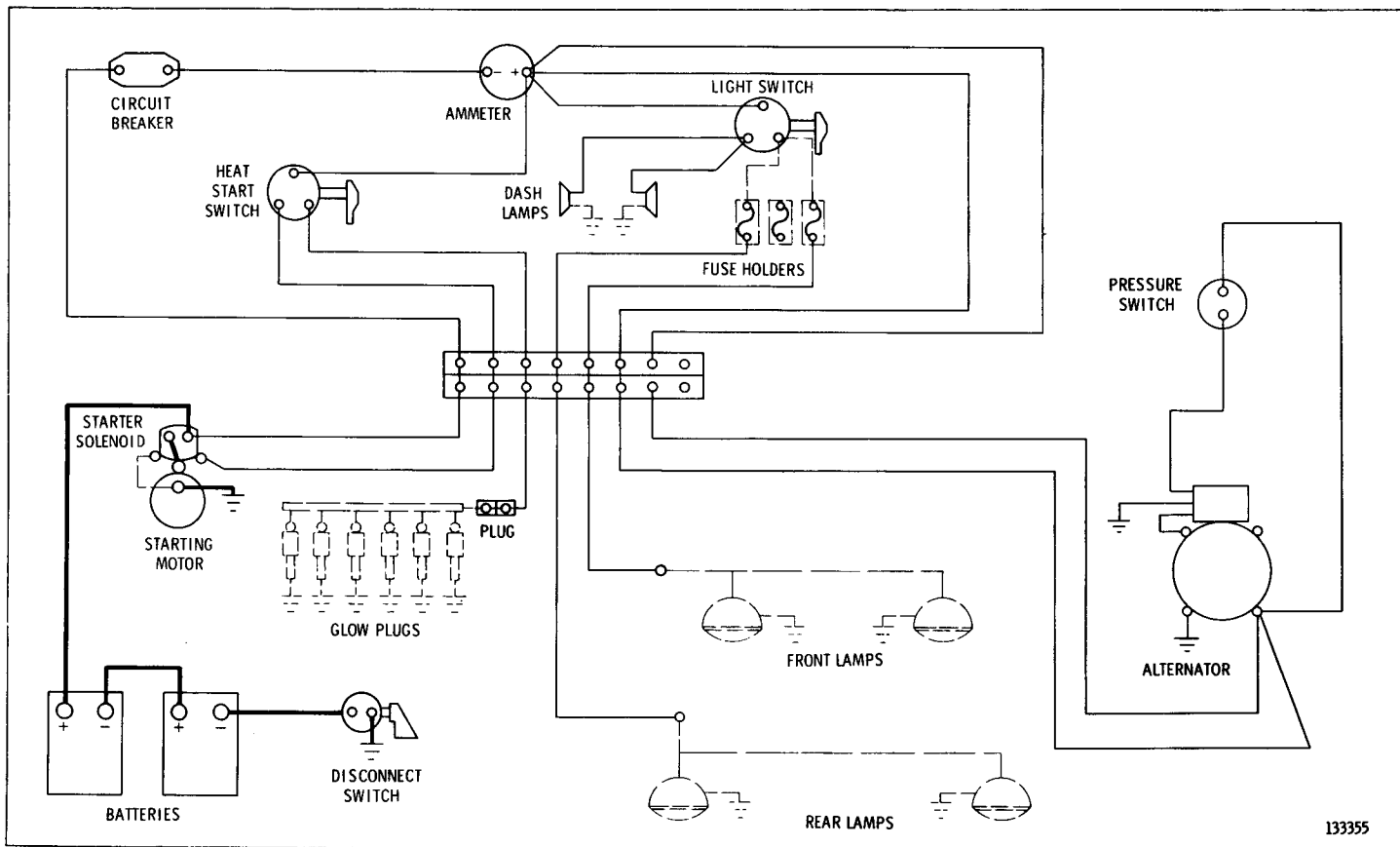
WIRING DIAGRAM—24 Volt System  
Serial No. 93J540 to 93J610 inclusive and 94J1253 to 94J1554 inclusive



DIESEL ENGINE

46A

129108



133355

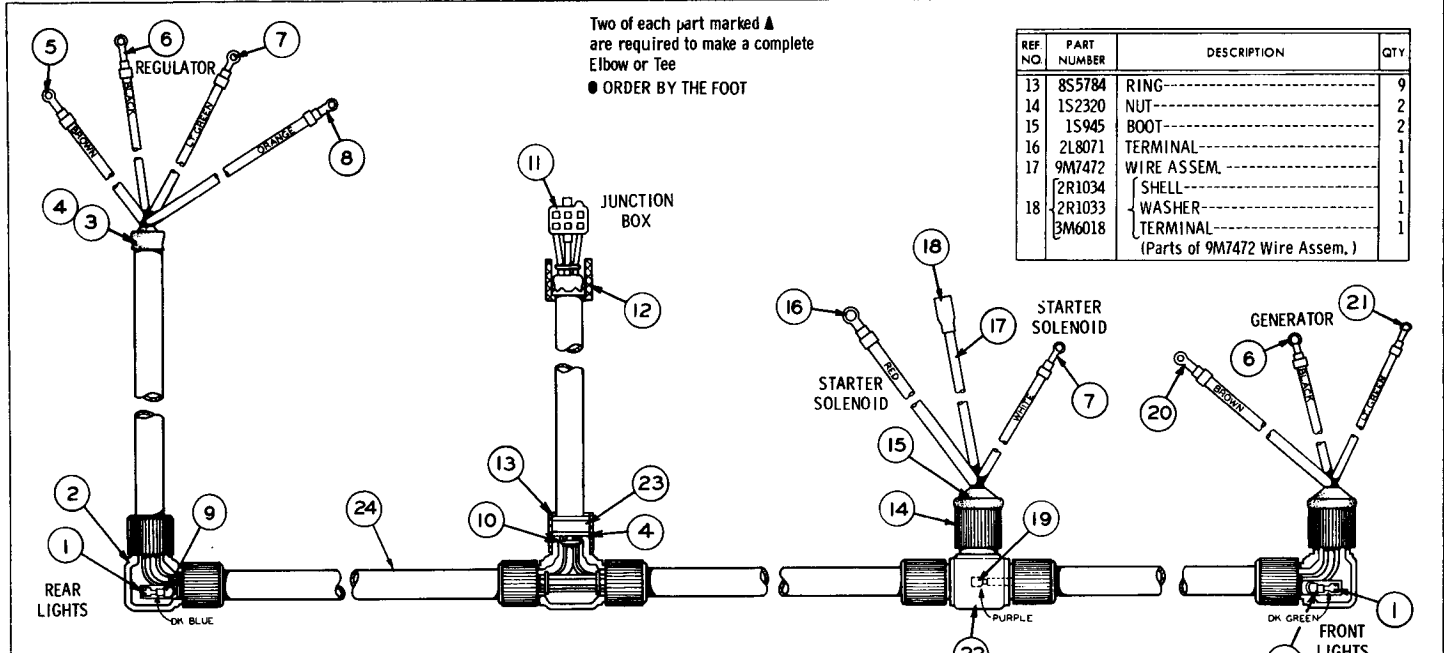
WIRING DIAGRAM—24 Volt System  
Effective with Serial No. 93J611—Up and 94J1555—Up

### 3S8670 WIRING HARNESS

Serial No. 93J1 to 93J539 inclusive and 94J1 to 94J1252 inclusive  
Part of Battery and Wiring shown on Pages 44 and 44B

Two of each part marked ▲  
are required to make a complete  
Elbow or Tee  
● ORDER BY THE FOOT

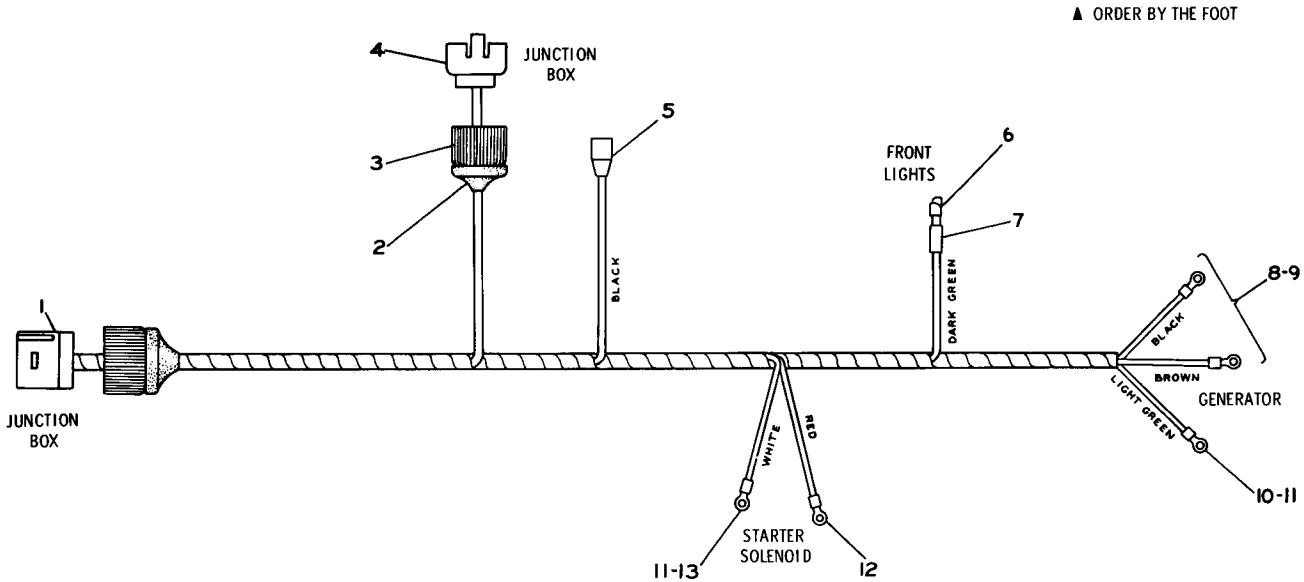
REF. NO.	PART NUMBER	DESCRIPTION	QTY.
13	8S5784	RING-----	9
14	1S2320	NUT-----	2
15	1S945	BOOT-----	2
16	2L8071	TERMINAL-----	1
17	9M7472	WIRE ASSEM-----	1
	2R1034	{ SHELL-----	1
	2R1033	{ WASHER-----	1
	3M6018	{ TERMINAL-----	1
		(Parts of 9M7472 Wire Assem.)	



REF. NO.	PART NUMBER	DESCRIPTION	QTY.
1	1S7837	TERMINAL-----	2
2	9M9664	ELBOW-----	4
3	1S2244	BOOT-----	1
4	1S4915	LINER-----	10
5	1S7838	TERMINAL-----	1
6	2L8067	TERMINAL-----	2

REF. NO.	PART NUMBER	DESCRIPTION	QTY.
7	2L8076	TERMINAL-----	2
8	2L8066	TERMINAL-----	1
9	4S8760	TUBE----- (sold by the foot) -----4"	1
10	3S2093	TIE-----	8
11	2S5061	PLUG ASSEM-----	1
12	9M9662	NUT-----	9

19	2S1043	TERMINAL-----	1
20	2L8058	TERMINAL-----	1
21	2L8077	TERMINAL-----	1
▲ 22	9M9661	TEE-----	4
23	8S5210	FERRULE-----	9
● 24	4S8732	CONDUIT-----154"	1



REF. NO.	PART NUMBER	DESCRIPTION	QTY
1	2S5060	PLUG ASSEM.-----	1
2	1S945	BOOT-----	2
3	1S2320	NUT-----	2
4	2S5061	PLUG ASSEM.-----	1

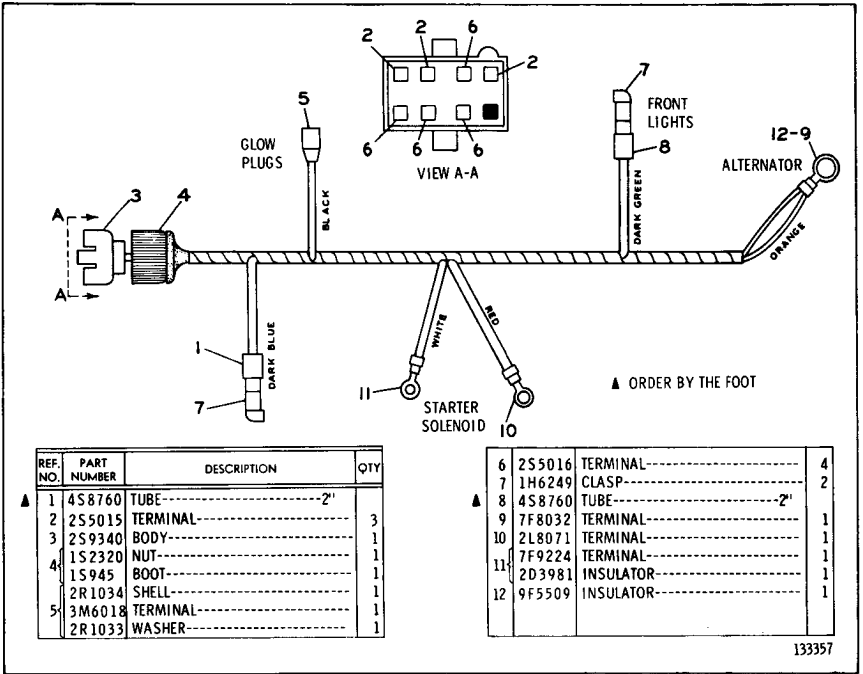
5	2R1034	SHELL-----	1
	3M6018	TERMINAL-----	1
	2R1033	WASHER-----	1
6	1H6249	CLASP-----	1
7	4S8760	TUBE-----2"	1
8	6B2864	TERMINAL-----	2

9	7B4826	INSULATOR-----	2
10	6H6756	TERMINAL-----	1
11	2D3981	INSULATOR-----	2
12	2L8071	TERMINAL-----	1
13	7F9224	TERMINAL-----	1

129109

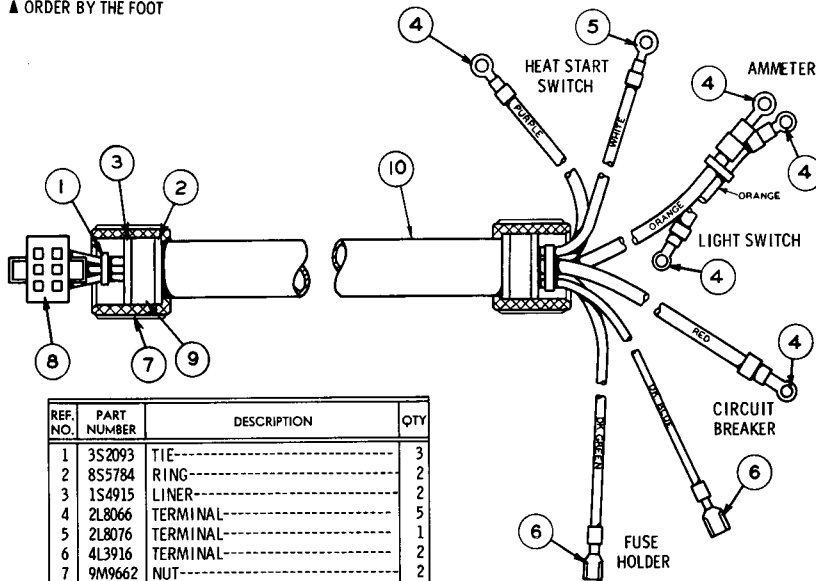
9S7875 HARNESS ASSEMBLY  
 Serial No. 93J540 to 93J610 inclusive and 94J1253 to 94J1554 inclusive  
 Part of Battery and Wiring shown on Page 45A





1P7176 HARNESS ASSEMBLY—24 Volt  
 Effective with Serial No. 93J611—Up and 94J1555—Up  
 Part of Battery and Wiring shown on Page 45C

▲ ORDER BY THE FOOT

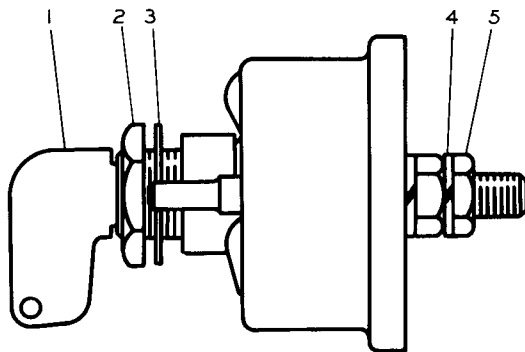


REF. NO.	PART NUMBER	DESCRIPTION	QTY
1	3S2093	TIE-----	3
2	8S5784	RING-----	2
3	1S4915	LINER-----	2
4	2L8066	TERMINAL-----	5
5	2L8076	TERMINAL-----	1
6	4L3916	TERMINAL-----	2
7	9M9662	NUT-----	2
8	2S5060	PLUG ASSEM.-----	1
9	8S5210	FERRULE-----	2
▲ 10	4S8732	CONDUIT-----	34"

106833

**3S7346 WIRING HARNESS ASSEMBLY**

Serial No. 93J1 to 93J539 inclusive and 94J1 to 94J1252 inclusive  
Part of Battery and Wiring shown on Pages 44 and 44B



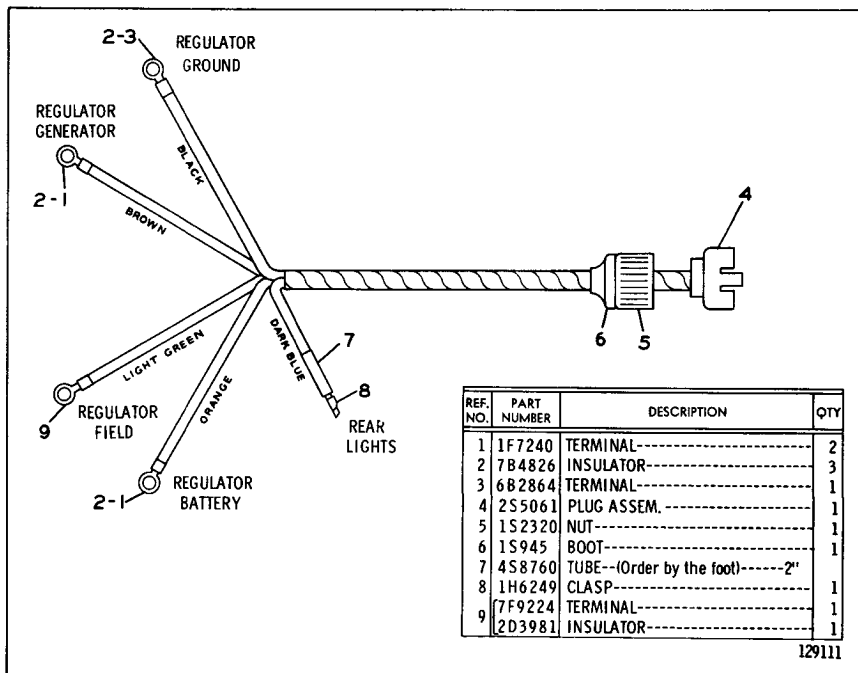
REF. NO.	PART NUMBER	DESCRIPTION	QTY
1	8H5306	KEY-----	1
2	8H5303	NUT-----	1
3	2H3922	LOCKWASHER-----	1
4	7F7259	LOCKWASHER-----	4
5	6F7045	NUT-----	4

112435

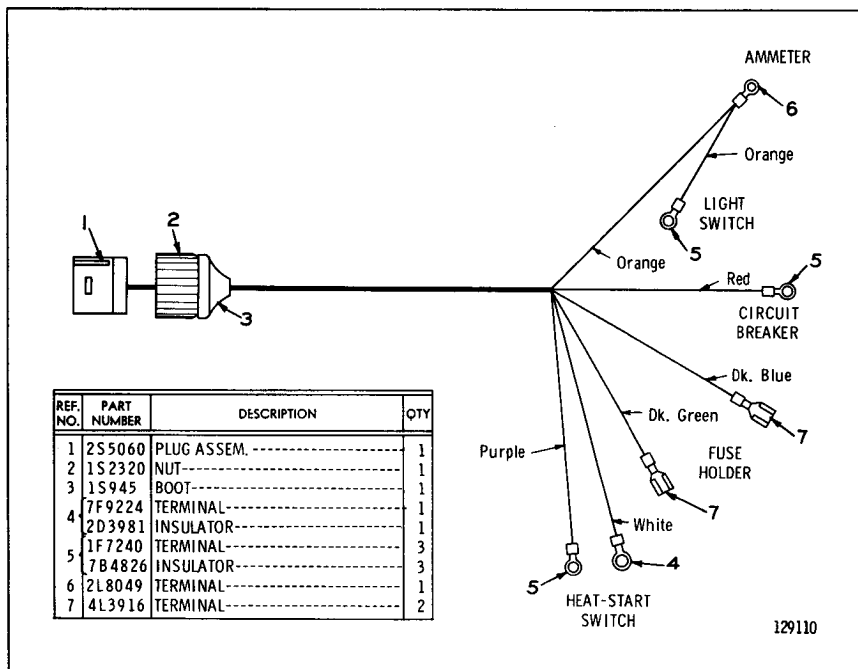
**7H7290 DISCONNECT SWITCH ASSEMBLY**

Part of Battery and Wiring shown on Pages 44A, 44B, 45A and 45C

ALWAYS GIVE SERIAL NUMBER WHEN ORDERING PARTS



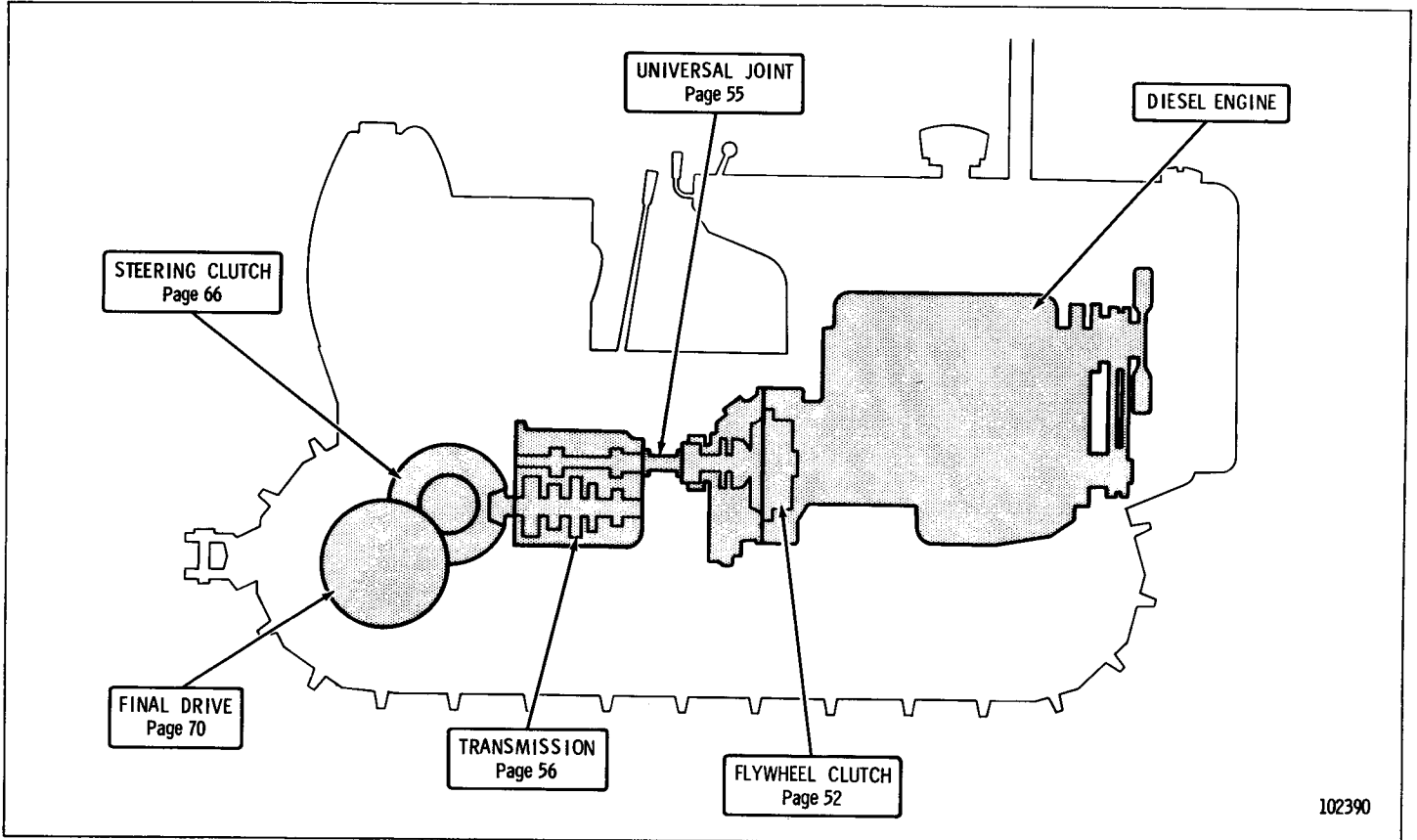
**9S9381 HARNESS ASSEMBLY**  
 Effective with Serial No. 93J540—Up and 94J1253—Up  
 Part of Battery and Wiring shown on Page 45B



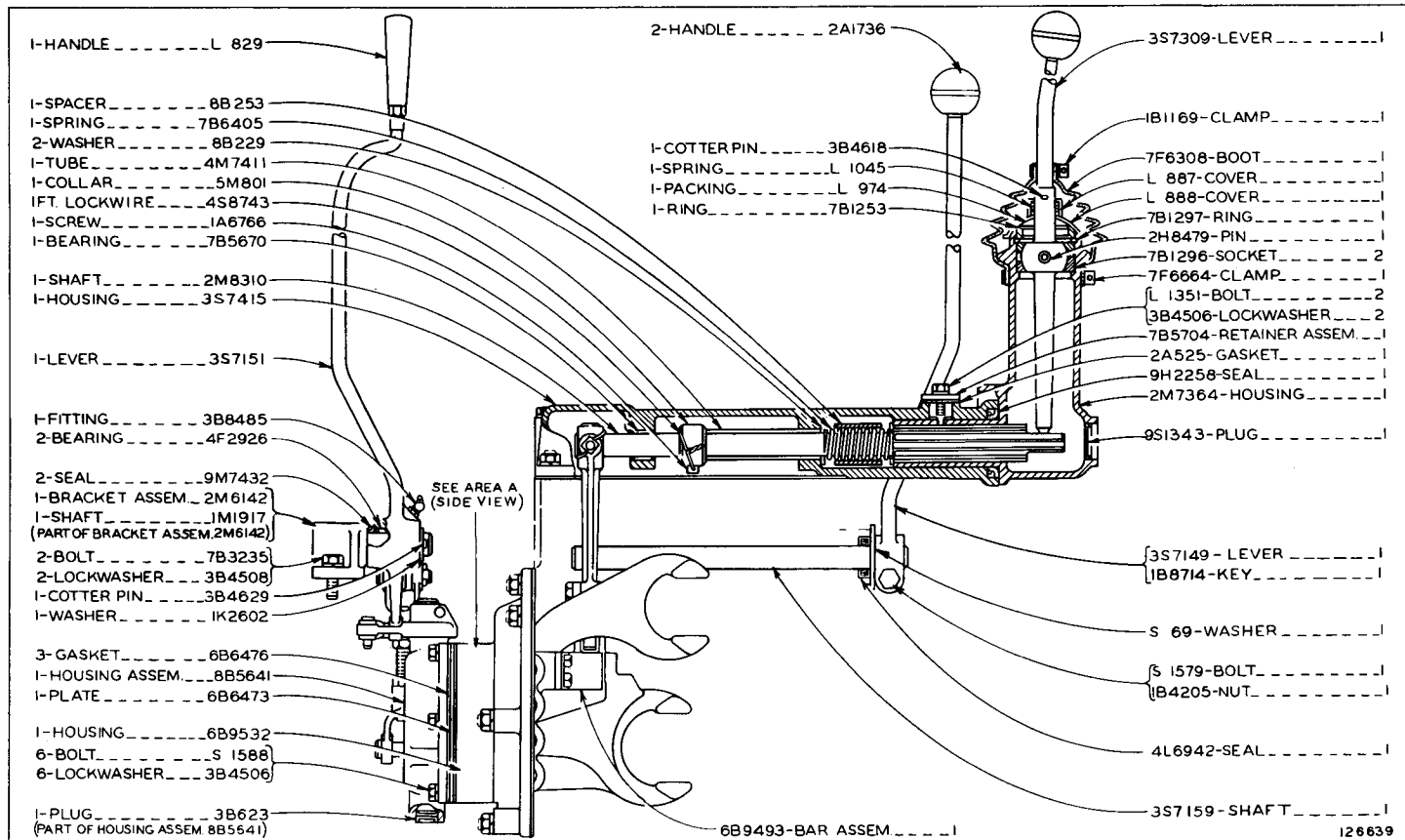
**9S7876 HARNESS ASSEMBLY**  
 Serial No. 93J540 to 93J610 inclusive and 94J1253 to 94J1554 inclusive  
 Part of Battery and Wiring shown on Page 45A

ONLY "CATERPILLAR" PARTS GIVE "CATERPILLAR" PERFORMANCE

POWER TRAIN ARRANGEMENT



ONLY "CATERPILLAR" PARTS GIVE "CATERPILLAR" PERFORMANCE



**GEAR SHIFT AND FLYWHEEL CLUTCH CONTROL (3S7093 N/S)—As Viewed from Rear of Machine**

Serial No. 93J1 to 93J557 inclusive and 94J1 to 94J1283 inclusive

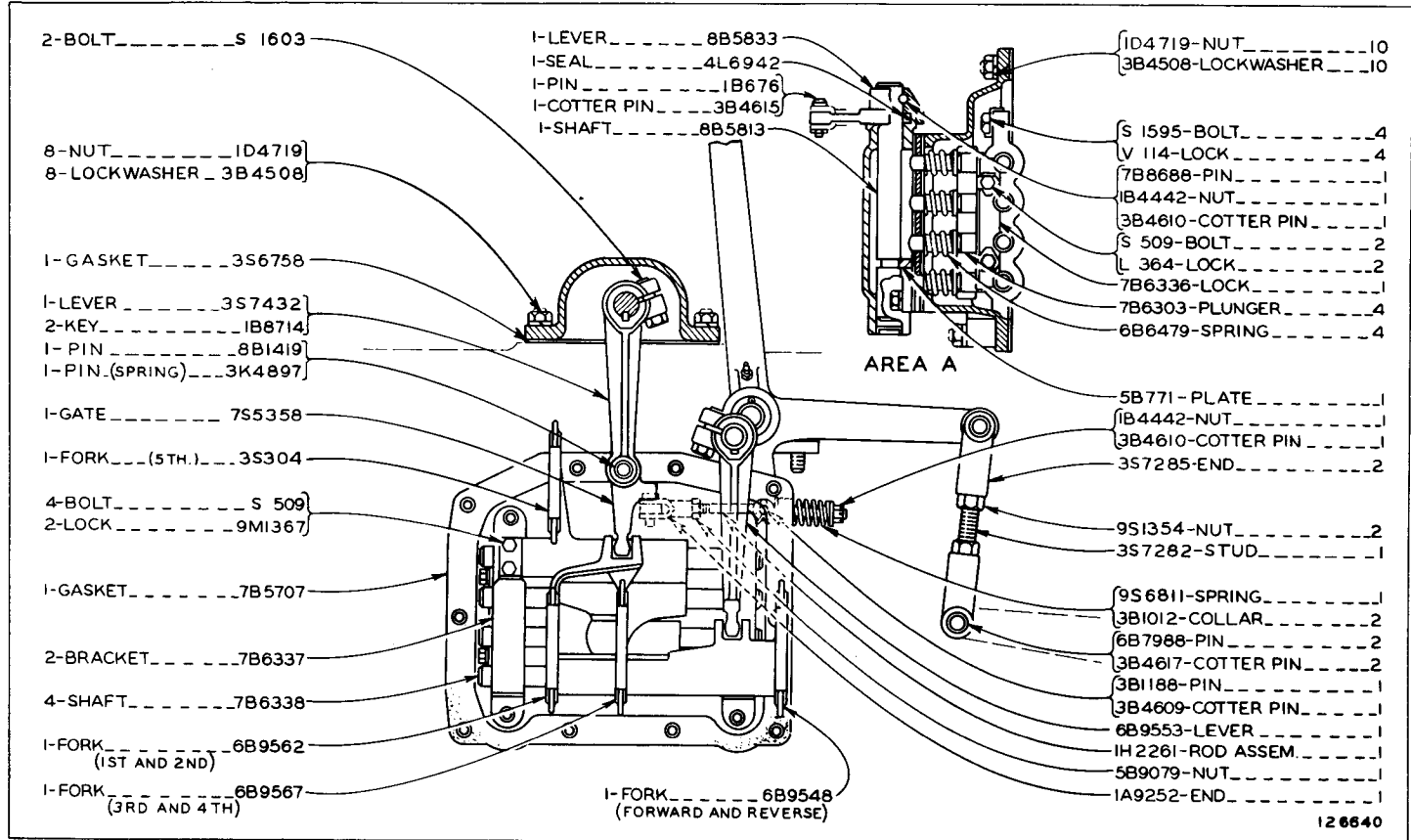
Refer also to Page 115 for special parts

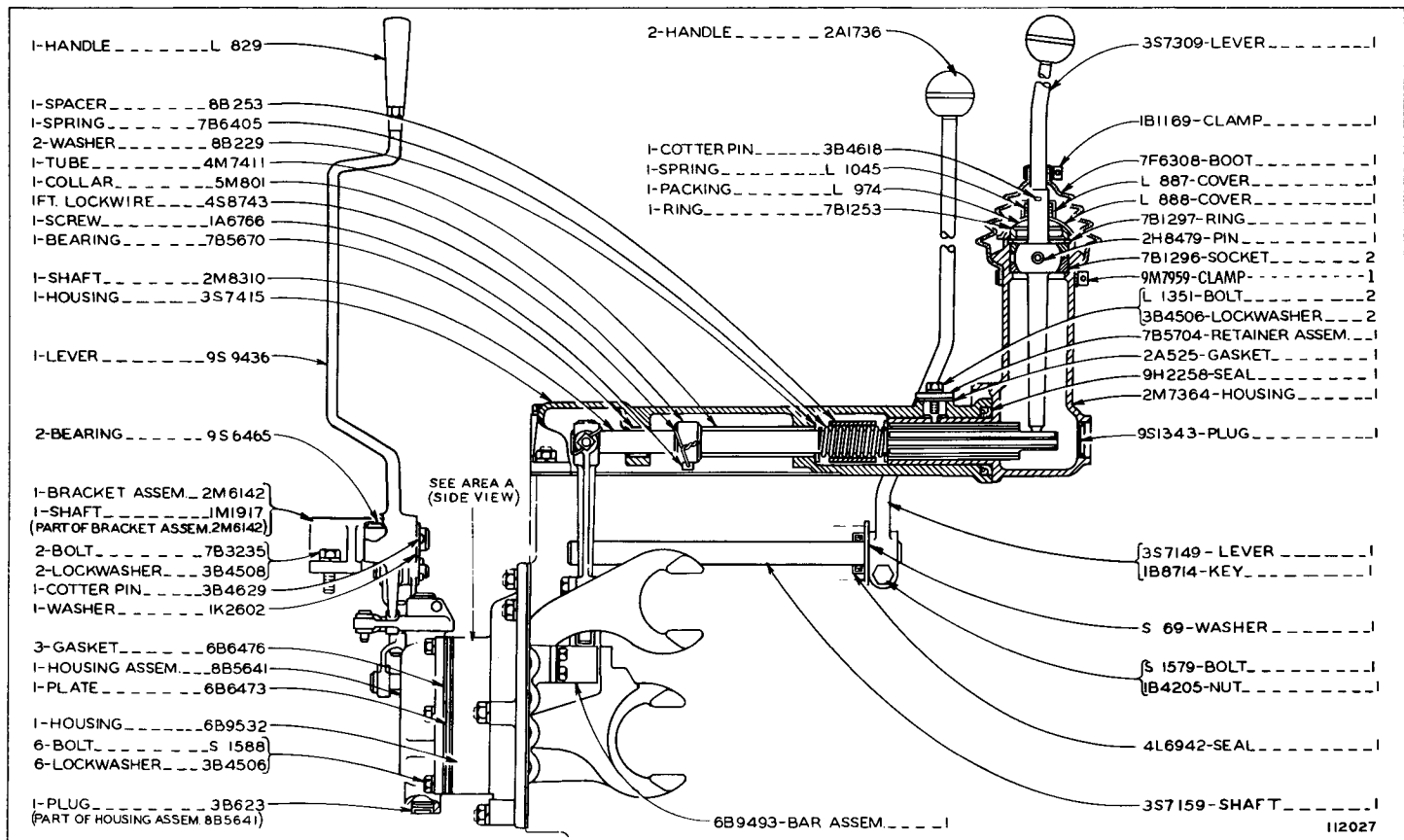
**GEAR SHIFT AND FLYWHEEL CLUTCH CONTROL (3S7093 N/S)—As Viewed from Right Hand Side of Machine**  
 Serial No. 93J1 to 93J557 inclusive and 94J1 to 94J1283 inclusive  
 Refer also to Page 115 for special parts

ONLY "CATERPILLAR" PARTS GIVE "CATERPILLAR" PERFORMANCE

CLUTCH, TRANSMISSION AND CHASSIS

51





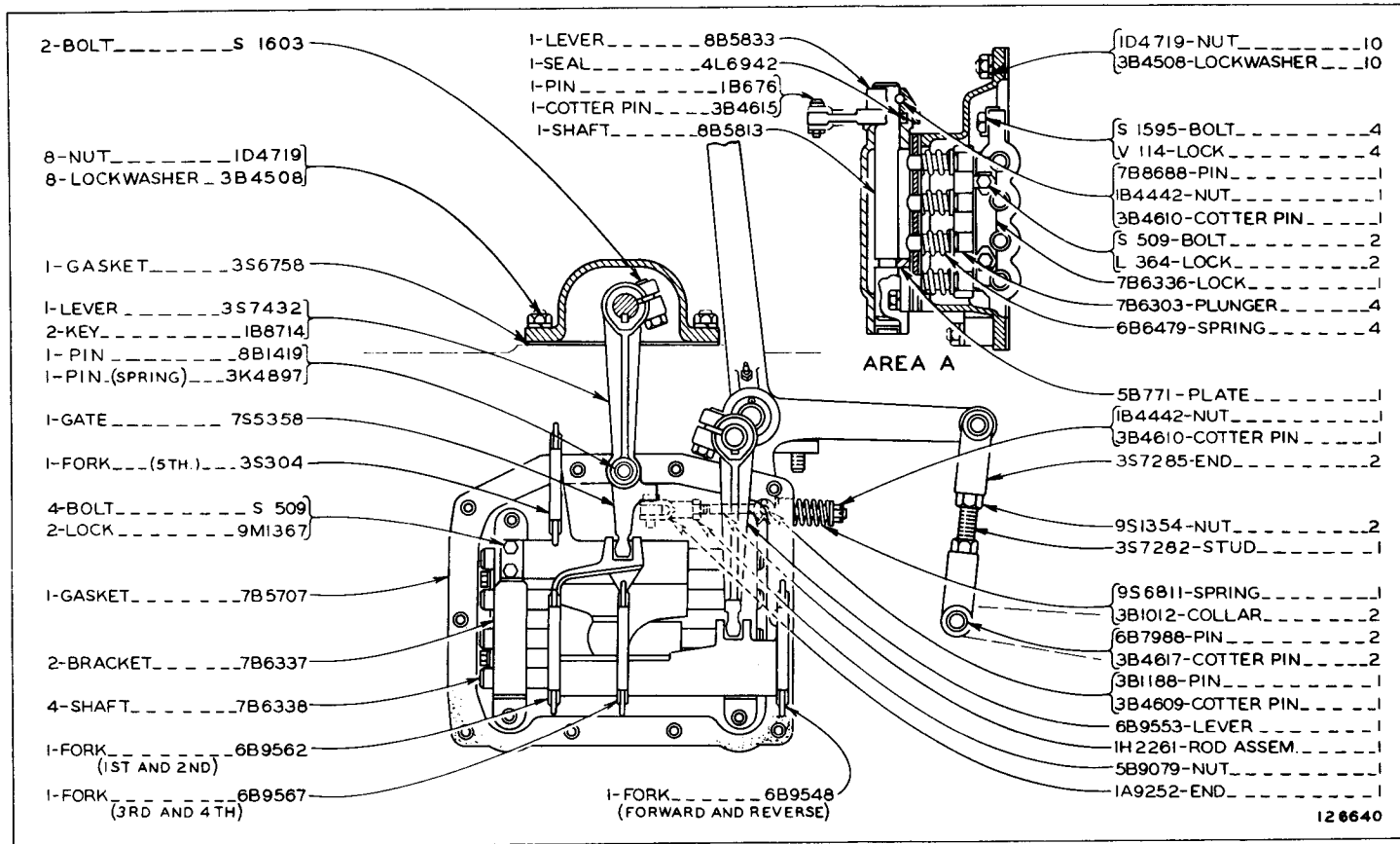
GEAR SHIFT AND FLYWHEEL CLUTCH CONTROL (3S7093 N/S)—As Viewed from Rear of Machine  
 Effective with Serial No. 93J558—Up and 94J1284—Up  
 Refer also to Page 115 for special parts

**GEAR SHIFT AND FLYWHEEL CLUTCH CONTROL (3S7093 N/S)—As Viewed from Right Hand Side of Machine**  
 Effective with Serial No. 93J558—Up and 94J1284—Up

ONLY "CATERPILLAR" PARTS GIVE "CATERPILLAR" PERFORMANCE

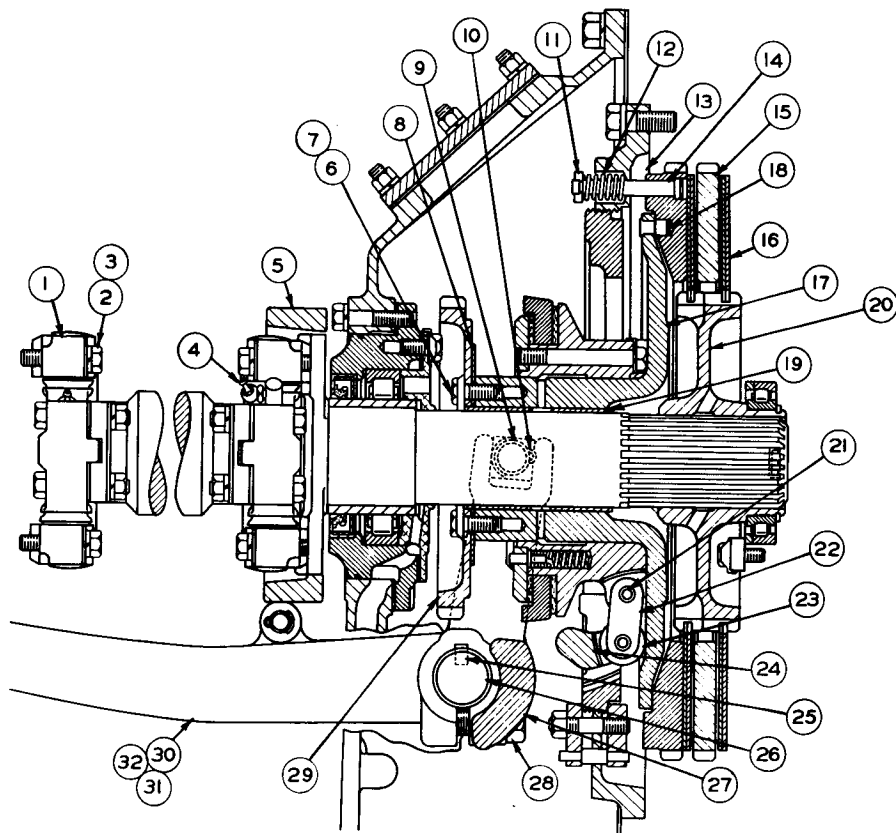
CLUTCH, TRANSMISSION AND CHASSIS

51B



12 6640





REF NO	PART NUMBER	DESCRIPTION	QTY
1	5S723	JOINT ASSEM. ----- (See Separate Illustration)	1
2	L 478	BOLT-----	8
3	3B4506	LOCKWASHER-----	8
4	3B8686	FITTING-----	1
5	1H8937	DRUM-----	1
6	S 509	BOLT-----	4
7	1H8330	LOCK-----	2
8	3H2645	WASHER-----	1
9	9F7095	BLOCK-----	2
10	3B4629	COTTER PIN-----	2
11	5F4061	RETAINER-----	4
	2A4429	LOCK-----	8
12	2H4406	SPRING-----	4
13	2M2290	BRACKET-----	1
14	2H4438	STUD-----	4
15	2H4338	PLATE-----	1
16	4S9074	DISC ASSEM. -----	2
17	4H4021	PLATE ASSEM. -----	1
18	4H3988	PIN-----	1
19	1H8396	BEARING----- (Parts of 4H4021 Plate Assem.)	2
20	9M5682	HUB-----	1
21	2H4498	SHAFT-----	8
22	2H5048	LINK-----	4
23	2H5047	ROLLER-----	8
	9F7101	BUSHING-----	8
24	2H5046	LINK-----	4
25	1B8724	KEY-----	2
26	3S5396	SHAFT-----	1
27	3S5395	YOKE ASSEM. -----	1
	6F8520	BEARING----- (Part of 3S5395 Yoke Assem.)	1
28	1A1135	BOLT-----	1
29	1H8382	GEAR-----	1
30	2M6165	LEVER-----	1
31	S 1601	BOLT-----	1
32	1B4206	NUT-----	1

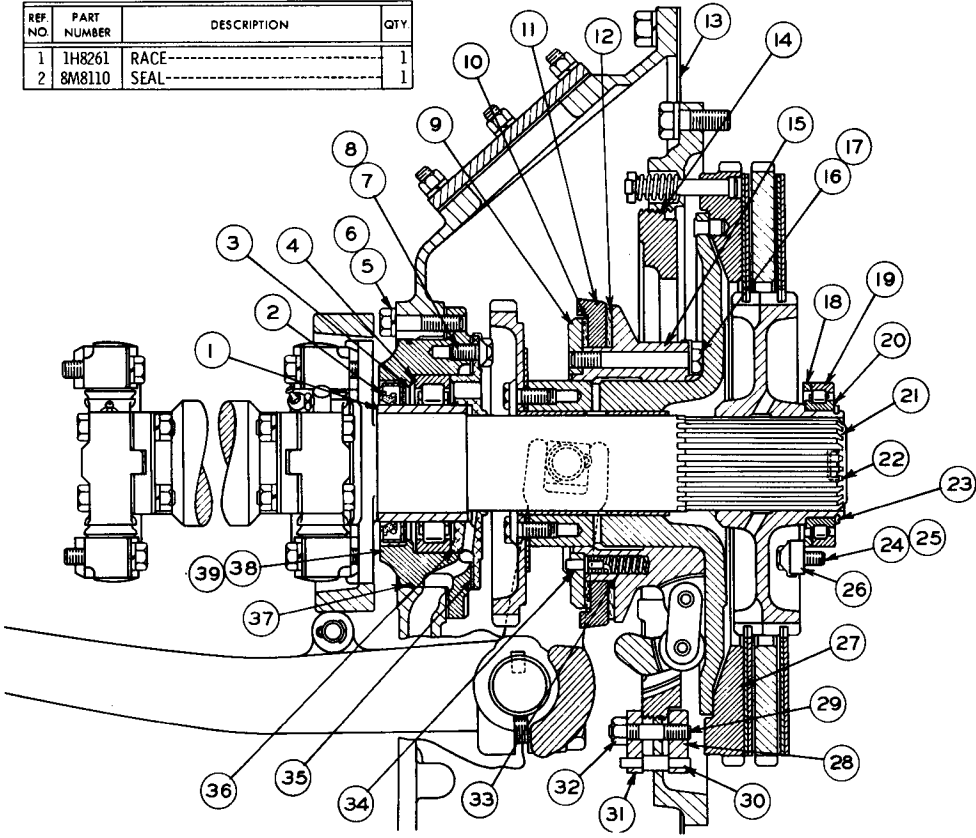
130661

FLYWHEEL CLUTCH (3S7095 N/S)—As Viewed from Right Hand Side of Machine—Part 1 of 3  
 Serial No. 93J1 to 93J603 inclusive and 94J1 to 94J1525 inclusive  
 Also part of 5S4809 Transmission listed on Page 115. 5S723 Universal Joint parts  
 are shown on Page 55. See Page 24 for Gasket Kits

FLYWHEEL CLUTCH (3S7095 N/S)—As Viewed from Right Hand Side of Machine—Part 2 of 3  
 Serial No. 93J1 to 93J603 inclusive and 94J1 to 94J1525 inclusive  
 Also part of 5S4809 Transmission listed on Page 115

ONLY "CATERPILLAR" PARTS GIVE "CATERPILLAR" PERFORMANCE

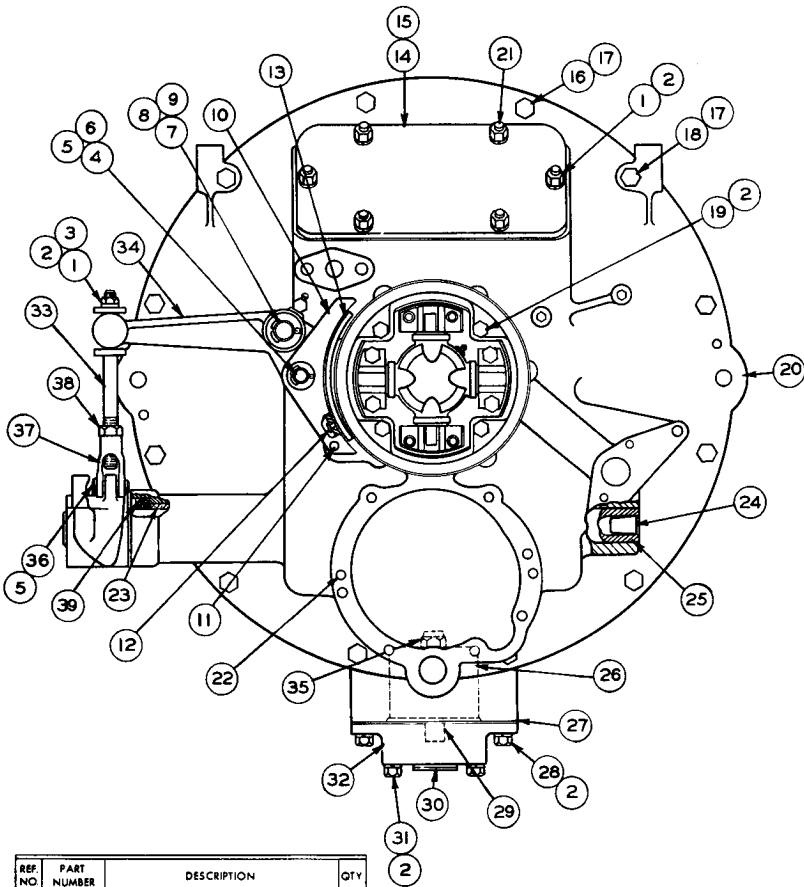
REF. NO.	PART NUMBER	DESCRIPTION	QTY.
1	1H8261	RACE-----	1
2	8M8110	SEAL-----	1



REF. NO.	PART NUMBER	DESCRIPTION	QTY.
3	1H8370	BAFFLE-----	1
4	8B5965	OUTER RACE & ROLLER ASSEM.---	1
5	S-1571	BOLT-----	6
6	3B4506	LOCKWASHER-----	6
7	S-509	BOLT-----	6
8	L-364	LOCK-----	6
9	2H4450	WASHER-----	1
10	8M3999	WASHER-----	1
11	5H5500	COLLAR-----	1
12	8M4000	WASHER-----	1
13	3S7375	GASKET-----	1
14	1S8764	RING-----	1
15	2H4482	COLLAR-----	1
16	2H5330	BOLT-----	4
17	2H4499	LOCK-----	4
18	2H3526	RING-----	1
19	2H3525	OUTER RACE-----	1
20	2H3517	INNER RACE & ROLLER ASSEM.---	1
21	9M8117	SHAFT-----	1
22	4F4585	PLUG-----	1
23	2H3548	RING-----	1
24	2B2695	BOLT-----	3
25	5H5652	LOCK-----	3
26	3K7124	RETAINER ASSEM.-----	3
27	1M9177	PLATE-----	1
28	3H7347	LOCK ASSEM.-----	2
29	2F7036	{ STUD-----	2
30	2H4385	{ PIN-----	2
		(1 each in 3H7347 Lock Assem.)	
31	2H4386	PLATE-----	2
32	1B4203	NUT-----	2
33	5B3097	SPRING-----	4
34	3H2646	PIN-----	4
35	1H8466	GASKET-----	1
36	7H2126	RETAINER-----	1
37	2D8009	SEAL-----	1
38	1H8440	CAGE-----	1
39	1H8265	GASKET-----	1

100198

CLUTCH, TRANSMISSION AND CHASSIS



REF NO	PART NUMBER	DESCRIPTION	QTY
1	1D4717	NUT-----	7
2	3B4506	LOCKWASHER-----	17
3	8M7145	WASHER-----	1
4	6B7988	PIN-----	1
5	3B4617	COTTER PIN-----	2
6	1F9489	WASHER-----	1
7	1H8933	PIN-----	1
8	3B4629	COTTER PIN-----	1
9	1K485	WASHER-----	1
10	1H8946	SHOE ASSEM.-----	1
11	1H8934	{ PIN-----	1
12	6B4284	{ RIVET-----	4
13	1H8379	{ FACING-----	1
		(Parts of 1H8946 Shoe Assem.)	
14	1H8459	COVER-----	1
15	1H8460	GASKET-----	1
16	7B3235	BOLT-----	18
17	3B4508	LOCKWASHER-----	20
18	1A5822	BOLT-----	2
19	2A4996	BOLT-----	4
	3S5400	COVER ASSEM.-----	1
		Consisting of:	
20	3S5393	{ COVER-----	1
21	3D2871	{ STUD-----	6
22	5B5812	{ DOWEL-----	2
23	5F2636	{ BEARING-----	2

REF. NO.	PART NUMBER	DESCRIPTION	QTY
24	2B7559	CORK-----	1
25	1H8441	SHAFT-----	1
26	7S2747	SCREEN ASSEM.-----	1
27	7S2753	GASKET-----	1
28	1A2029	BOLT-----	4
29	7S2750	SPACER-----	1
30	5S4017	PLUG-----	1
31	L2070	BOLT-----	2
32	{ 7S2751	COVER ASSEM.-----	1
	{ 1S9455	STUD-----	1
		(Part of 7S2751 Assem.)	
33	3S7283	ROD ASSEM.-----	1
34	9M166	LEVER-----	1
	L1604	LOCK-----	1
35	2F8616	NUT-----	1
36	5175	PIN-----	1
37	5S730	NUT-----	1
38	1B4430	END-----	1
39	7B2174	SEAL-----	1

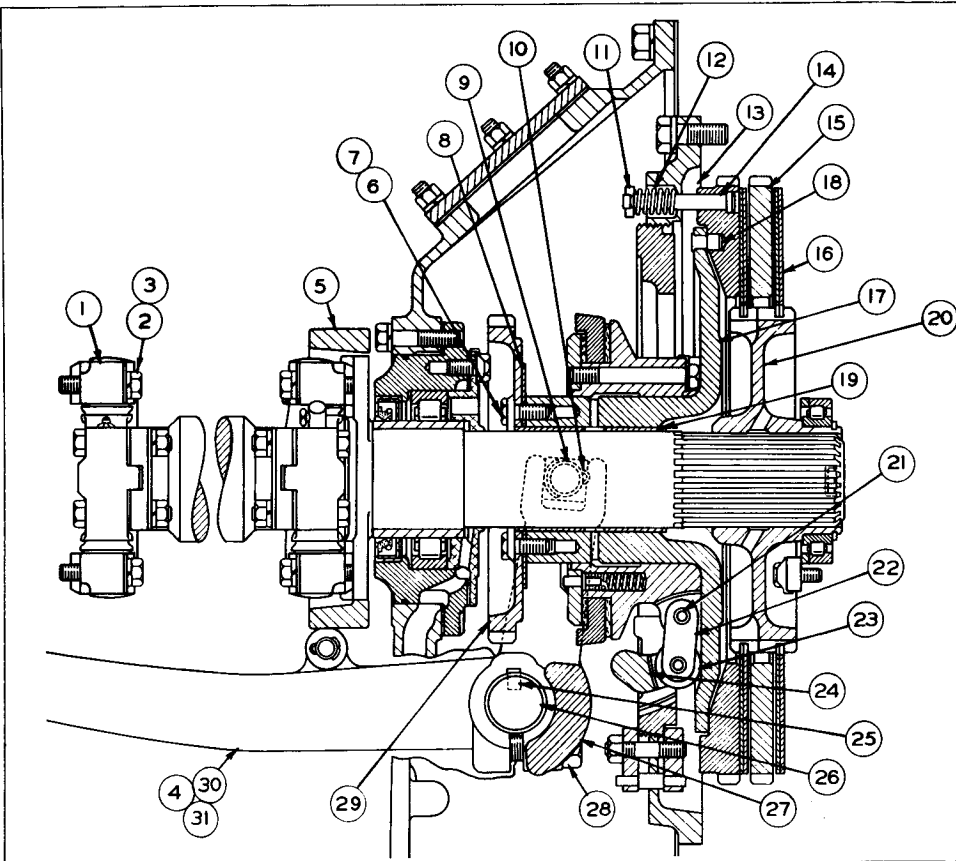
107546

FLYWHEEL CLUTCH (3S7095 N/S)—As Viewed from Rear of Machine—Part 3 of 3  
 Serial No. 93J1 to 93J603 inclusive and 94J1 to 94J1525 inclusive  
 Also part of 5S4809 Transmission listed on Page 115

ALWAYS GIVE SERIAL NUMBER WHEN ORDERING PARTS

FLYWHEEL CLUTCH (3S7095 N/S)—As Viewed from Right Hand Side of Machine—Part 1 of 3  
 Effective with Serial No. 93J604—Up and 94J1526—Up  
 5S723 Universal Joint parts are shown on Page 55. See Page 24 for Gasket Kits

ONLY "CATERPILLAR" PARTS GIVE "CATERPILLAR" PERFORMANCE

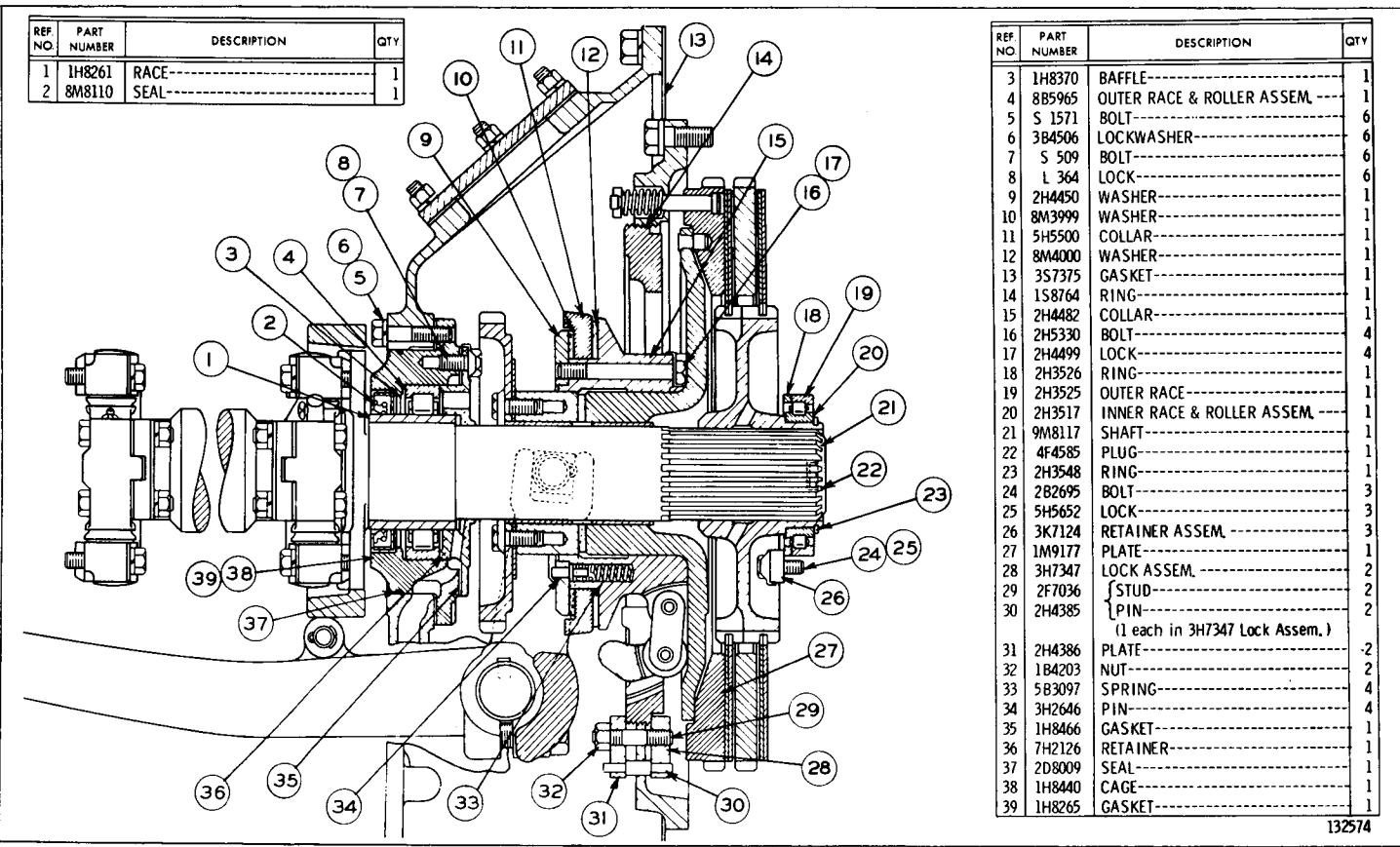


REF. NO.	PART NUMBER	DESCRIPTION	QTY.
1	5S723	JOINT ASSEM. ----- (See Separate Illustration)	1
2	L 478	BOLT-----	8
3	3B4506	LOCKWASHER-----	8
4	1B4206	NUT-----	1
5	1H8937	DRUM-----	1
6	S 509	BOLT-----	4
7	1H8330	LOCK-----	2
8	3H2645	WASHER-----	1
9	9F7095	BLOCK-----	2
10	3B4629	COTTER PIN-----	2
11	5F4061	RETAINER-----	4
12	2A4429	LOCK-----	8
12	2H4406	SPRING-----	4
13	2M2290	BRACKET-----	1
14	2H4438	STUD-----	4
15	2H4338	PLATE-----	1
16	4S9074	DISC ASSEM.-----	2
17	4H4021	PLATE ASSEM.-----	1
18	4H3988	{ PIN-----	1
19	1H8396	{ BEARING----- (Parts of 4H4021 Plate Assem.)	2
20	9M5682	HUB-----	1
21	2H4498	SHAFT-----	8
22	2H5048	LINK-----	4
23	2H5047	ROLLER-----	8
23	9F7101	BUSHING-----	8
24	2H5046	LINK-----	4
25	1B8724	KEY-----	2
26	3S5396	SHAFT-----	1
27	3S5395	YOKE ASSEM.-----	1
27	6F8520	{ BEARING----- (Part of 3S5395 Yoke Assem.)	1
28	1A1135	BOLT-----	1
29	1H8382	GEAR-----	1
30	2M6165	LEVER-----	1
31	S 1601	BOLT-----	1

132573

CLUTCH, TRANSMISSION AND CHASSIS

54A

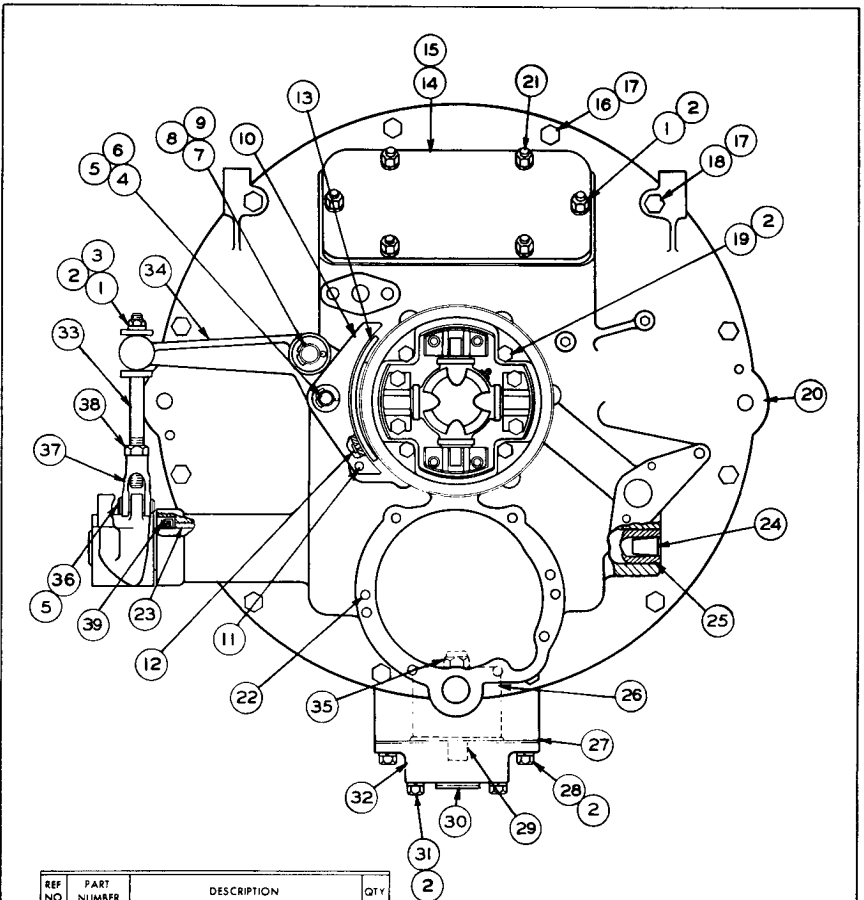


REF. NO.	PART NUMBER	DESCRIPTION	QTY
1	1H8261	RACE-----	1
2	8M8110	SEAL-----	1

REF. NO.	PART NUMBER	DESCRIPTION	QTY
3	1H8370	BAFFLE-----	1
4	8B5965	OUTER RACE & ROLLER ASSEM.-----	1
5	S 1571	BOLT-----	6
6	3B4506	LOCKWASHER-----	6
7	S 509	BOLT-----	6
8	L 364	LOCK-----	6
9	2H4450	WASHER-----	1
10	8M3999	WASHER-----	1
11	5H5500	COLLAR-----	1
12	8M4000	WASHER-----	1
13	3S7375	GASKET-----	1
14	1S8764	RING-----	1
15	2H4482	COLLAR-----	1
16	2H5330	BOLT-----	4
17	2H4499	LOCK-----	4
18	2H3526	RING-----	1
19	2H3525	OUTER RACE-----	1
20	2H3517	INNER RACE & ROLLER ASSEM.-----	1
21	9M8117	SHAFT-----	1
22	4F4585	PLUG-----	1
23	2H3548	RING-----	1
24	2B2695	BOLT-----	3
25	5H5652	LOCK-----	3
26	3K7124	RETAINER ASSEM.-----	3
27	1M9177	PLATE-----	1
28	3H7347	LOCK ASSEM.-----	2
29	2F7036	{ STUD-----	2
30	2H4385	{ PIN-----	2
		(1 each in 3H7347 Lock Assem.)	
31	2H4386	PLATE-----	2
32	1B4203	NUT-----	2
33	5B3097	SPRING-----	4
34	3H2646	PIN-----	4
35	1H8466	GASKET-----	1
36	7H2126	RETAINER-----	1
37	2D8009	SEAL-----	1
38	1H8440	CAGE-----	1
39	1H8265	GASKET-----	1

132574

FLYWHEEL CLUTCH (3S7095 N/S)—As Viewed from Right Hand Side of Machine—Part 2 of 3  
 Effective with Serial No. 93J604—Up and 94J1526—Up



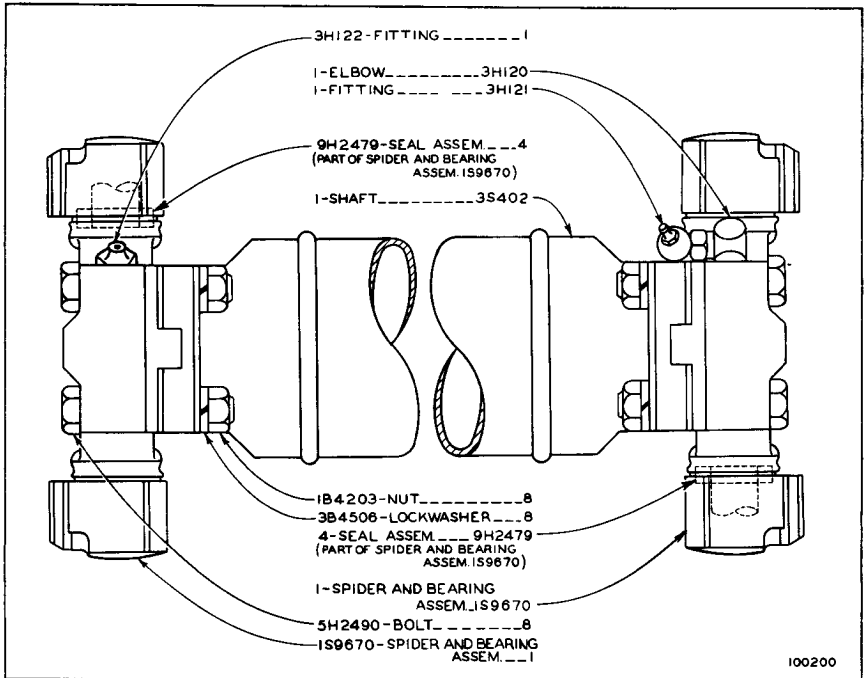
REF NO	PART NUMBER	DESCRIPTION	QTY
1	1D4717	NUT-----	7
2	3B4506	LOCKWASHER-----	17
3	8M7145	WASHER-----	1
4	6B7988	PIN-----	1
5	3B4617	COTTER PIN-----	2
6	1F9489	WASHER-----	1
7	1H8933	PIN-----	1
8	3B4629	COTTER PIN-----	1
9	1K485	WASHER-----	1
10	1H8946	SHOE ASSEM.-----	1
11	1H8934	PIN-----	1
12	6B4284	RIVET-----	4
13	1H8379	FACING-----	1
14	1H8459	COVER-----	1
15	1H8460	GASKET-----	1
16	7B3235	BOLT-----	18
17	3B4508	LOCKWASHER-----	20
18	1A5822	BOLT-----	2
19	2A4996	BOLT-----	4
	3S5400	COVER ASSEM.-----	1
		Consisting of:	
20	3S5393	COVER-----	1
21	3D2871	STUD-----	6
22	5B5812	DOWEL-----	2
23	5F2636	BEARING-----	2

24	2B7559	CORK-----	1
25	1H8441	SHAFT-----	1
26	7S2747	SCREEN ASSEM.-----	1
27	7S2753	GASKET-----	1
28	1A2029	BOLT-----	4
29	7S2750	SPACER-----	4
30	5S4017	PLUG-----	1
31	L2070	BOLT-----	2
32	7S2751	COVER ASSEM.-----	1
	1S9455	STUD-----	1
33	3S7283	ROD ASSEM.-----	1
	1P1636	LEVER ASSEM.-----	1
34	4H3662	BEARING-----	1
	L1604	LOCK-----	1
35	2F8616	NUT-----	1
36	S175	PIN-----	1
37	5S730	END-----	1
38	1B4430	NUT-----	1
39	7B2174	SEAL-----	1

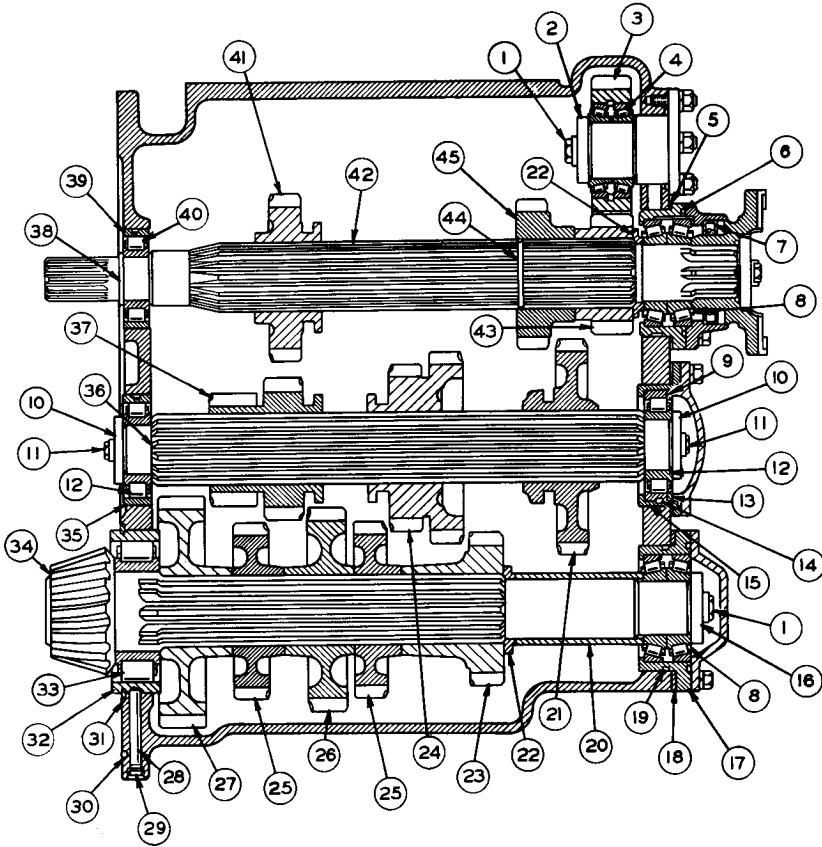
132575

FLYWHEEL CLUTCH (3S7095 N/S)--As Viewed from Rear of Machine--Part 3 of 3  
Effective with Serial No. 93J604--Up and 94J1526--Up

ONLY "CATERPILLAR" PARTS GIVE "CATERPILLAR" PERFORMANCE



5S723 UNIVERSAL JOINT ASSEMBLY  
PART OF FLYWHEEL CLUTCH SHOWN ON PAGE 52



REF NO.	PART NUMBER	DESCRIPTION	QTY
1	5-1593	BOLT-----	4
	5F9669	LOCK-----	2
2	2F7826	WASHER-----	1
3	7S6103	GEAR ASSEM.-----(24 Teeth)-----	1
4	5M7335	BEARING ASSEM.-----	1
5	3S7885	GASKET-----	1
6	3S7144	CAGE-----	1
7	3J365	SEAL-----	1
8	5M7366	BEARING ASSEM.-----	2
9	4F3287	RACE-----	1
10	4F3190	WASHER-----	2
11	6F7030	BOLT-----	4
	L-329	LOCK-----	2
12	7M1154	RACE AND ROLLER ASSEM.-----	2
13	4F3286	PLATE-----	1
14	4F4098	DOWEL-----	1
	4F3188	CAGE-----	1
15	2B8924	GASKET-----	1
	9B533	WASHER-----	1
16	3S7155	CAGE-----	1
18	3S7146	SHIM-----	1
19	4M189	SEAL-----	1
20	3S7160	SPACER-----	1
21	3S7153	GEAR-----(-36 Teeth)-----	1

REF NO.	PART NUMBER	DESCRIPTION	QTY
22	3S7161	SPACER-----	2
23	3S7150	GEAR-----(-25 Teeth)-----	1
24	3S7154	GEAR-----(-32 and 27 Teeth)-----	1
25	3S7145	GEAR-----(-29 Teeth)-----	2
26	7S2762	GEAR-----(-33 Teeth)-----	1
27	5S8767	GEAR-----(-39 Teeth)-----	1
28	6B4878	DOWEL-----	1
29	L-1026	PLUG-----	1
30	2M3818	SEAL-----	1
31	4M7432	RING-----	1
32	3K3192	RACE-----	1
33	3K3193	RACE AND ROLLER ASSEM.-----	1
34	3S7143	PINION-----(-11 Teeth)-----	1
35	2D6420	RACE-----	1
36	5M2910	SHAFT-----	1
37	7M820	GEAR-----(-17 and 22 Teeth)-----	1
38	1J6470	RING-----	1
39	6B133	RACE-----	1
40	6B132	RACE AND ROLLER ASSEM.-----	1
41	3S7157	GEAR-----(-27 Teeth)-----	1
42	3S7147	SHAFT-----	1
43	4S6190	PINION-----(-19 Teeth)-----	1
44	4H6195	RING-----	1
45	4S6189	PINION-----	1

100195

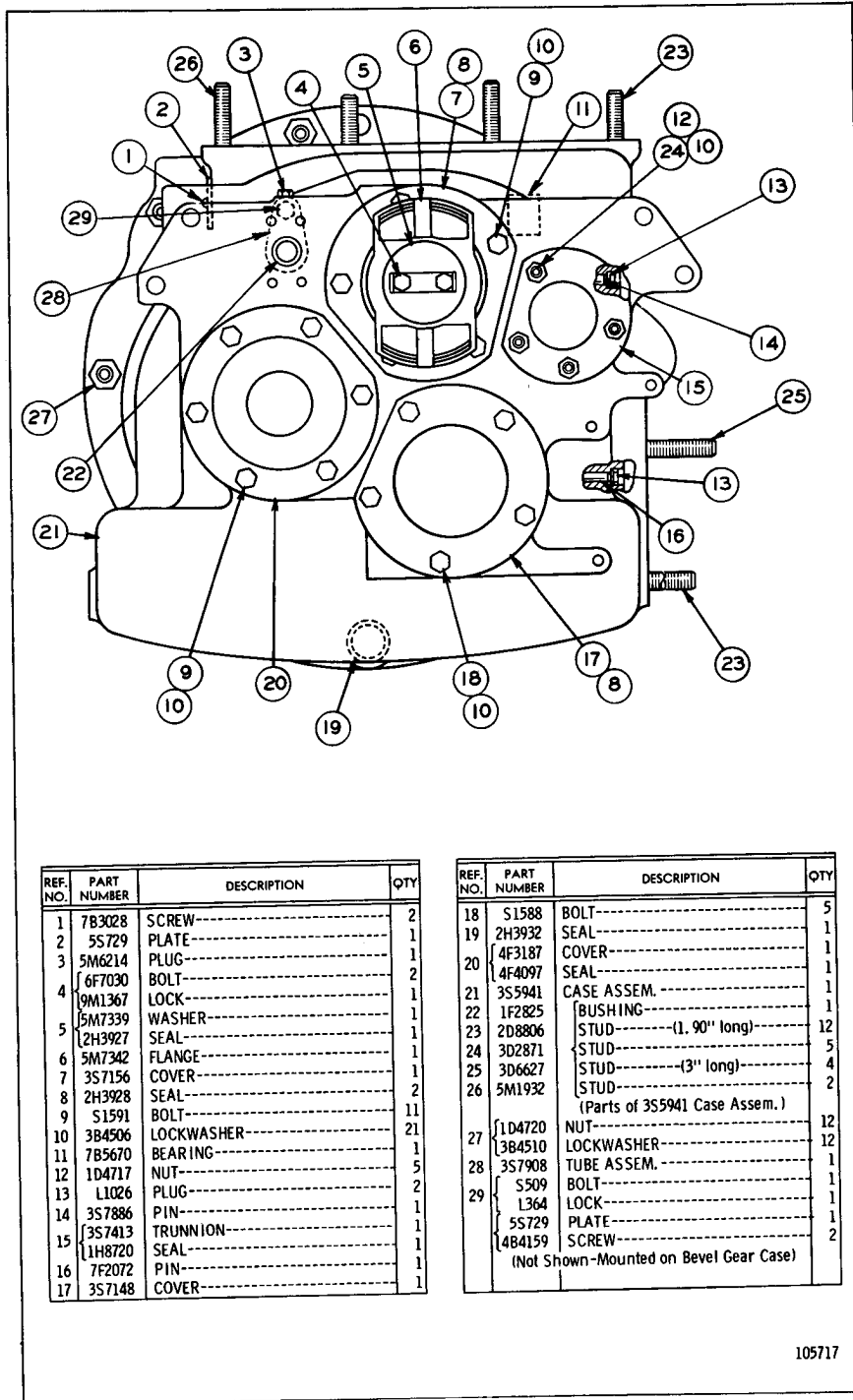
**3S7094 TRANSMISSION GROUP—Side View**

Serial No. 93J1 to 93J390 inclusive & 94J1 to 94J756 inclusive

Note: This Transmission provides the following Speeds: (Forward) First-1.7, Second-2.6, Third-3.6, Fourth-5.0 & Fifth-6.9 M.P.H.;

(Reverse) First-2.1, Second-3.3, Third-4.6 & Fourth-6.3 M.P.H.





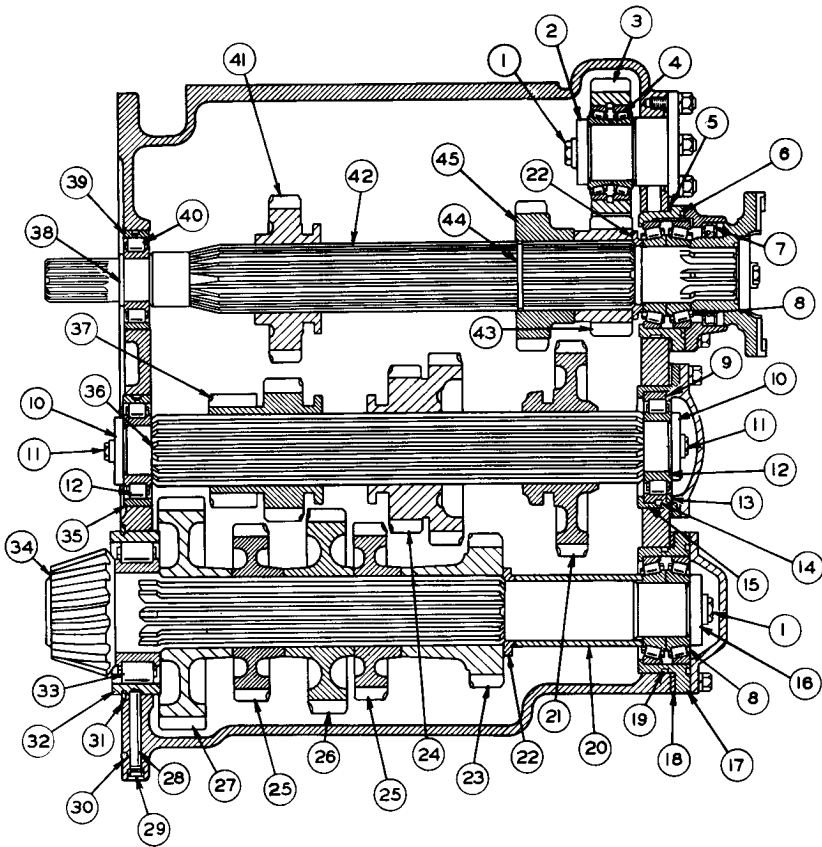
REF. NO.	PART NUMBER	DESCRIPTION	QTY
1	7B3028	SCREW	2
2	5S729	PLATE	1
3	5M6214	PLUG	1
4	6F7030	BOLT	2
	9M1367	LOCK	1
5	5M7339	WASHER	1
	2H3927	SEAL	1
6	5M7342	FLANGE	1
7	3S7156	COVER	1
8	2H3928	SEAL	2
9	51591	BOLT	11
10	3B4506	LOCKWASHER	21
11	7B5670	BEARING	1
12	1D4717	NUT	5
13	L1026	PLUG	2
14	3S7886	PIN	1
15	3S7413	TRUNNION	1
16	1H8720	SEAL	1
17	7F2072	PIN	1
17	3S7148	COVER	1

REF. NO.	PART NUMBER	DESCRIPTION	QTY
18	S1588	BOLT	5
19	2H3932	SEAL	1
20	4F3187	COVER	1
20	4F4097	SEAL	1
21	3S5941	CASE ASSEM.	1
22	1F2825	BUSHING	1
23	2D8806	STUD----- (1.90" long)	12
24	3D2871	STUD	5
25	3D6627	STUD----- (3" long)	4
26	5M1932	STUD	2
(Parts of 3S5941 Case Assem.)			
27	1D4720	NUT	12
	3B4510	LOCKWASHER	12
28	3S7908	TUBE ASSEM.	1
29	S509	BOLT	1
	L364	LOCK	1
	5S729	PLATE	1
	4B4159	SCREW	2
(Not Shown - Mounted on Bevel Gear Case)			

105717

3S7094 TRANSMISSION GROUP—End View  
 Serial No. 93J1 to 93J390 inclusive & 94J1 to 94J756 inclusive  
 Refer also to Page 115 for special parts

ONLY "CATERPILLAR" PARTS GIVE "CATERPILLAR" PERFORMANCE



REF NO.	PART NUMBER	DESCRIPTION	QTY
1	5-1593	BOLT-----	4
2	5F9669	LOCK-----	2
3	2F7826	WASHER-----	1
3	7S6103	GEAR ASSEM.-----(24 Teeth)----	1
4	5M7335	BEARING ASSEM.-----	1
5	3S7885	GASKET-----	1
6	3S7144	CAGE-----	1
7	3J365	SEAL-----	1
8	5M7366	BEARING ASSEM.-----	2
9	4F3287	RACE-----	1
10	4F3190	WASHER-----	2
10	6F7030	BOLT-----	4
11	T-329	LOCK-----	2
12	7M1154	RACE AND ROLLER ASSEM.-----	2
13	4F3286	PLATE-----	1
14	4F4098	DOWEL-----	1
15	4F3188	CAGE-----	1
16	2B8924	GASKET-----	1
16	9B533	WASHER-----	1
17	3S7155	CAGE-----	1
18	3S7146	SHIM-----	1
19	4M189	SEAL-----	1
20	3S7160	SPACER-----	1
21	3S7153	GEAR------(36 Teeth)-----	1

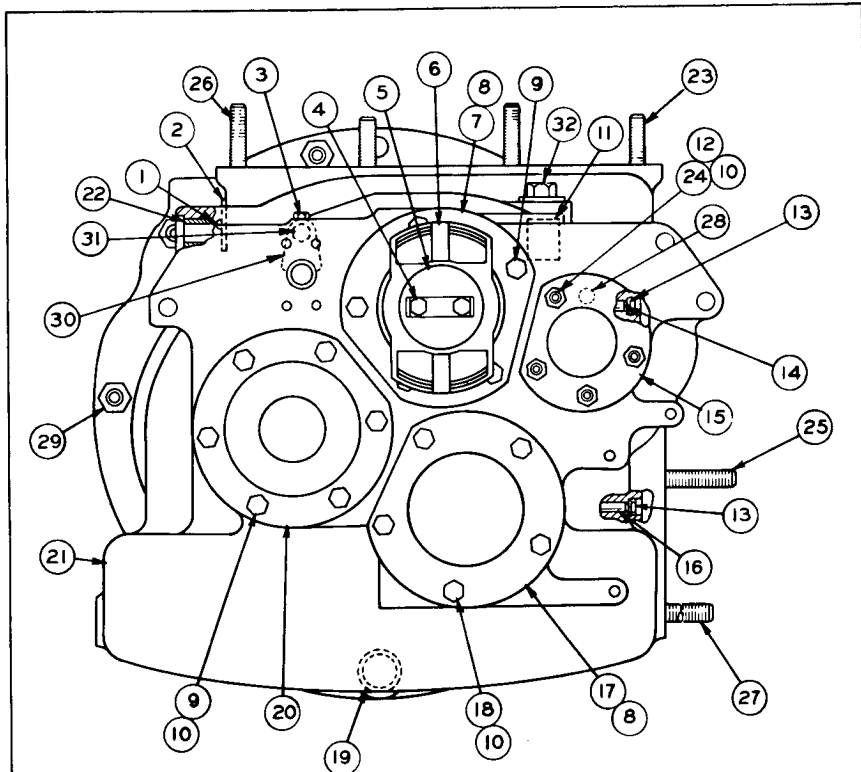
REF NO.	PART NUMBER	DESCRIPTION	QTY
22	3S7161	SPACER-----	2
23	3S7150	GEAR------(25 Teeth)-----	1
24	3S7154	GEAR------(32 and 27 Teeth)-----	1
25	3S7145	GEAR------(29 Teeth)-----	2
26	7S2762	GEAR------(33 Teeth)-----	1
27	5S8767	GEAR------(39 Teeth)-----	1
28	6B4878	DOWEL-----	1
29	L-1026	PLUG-----	1
30	2M3818	SEAL-----	1
31	4M7432	RING-----	1
32	3K3192	RACE-----	1
33	3K3193	RACE AND ROLLER ASSEM.-----	1
34	3S7143	PINION------(11 Teeth)-----	1
35	2D6420	RACE-----	1
36	5M2910	SHAFT-----	1
37	7M820	GEAR------(17 and 22 Teeth)-----	1
38	1J6470	RING-----	1
39	6B133	RACE-----	1
40	6B132	RACE AND ROLLER ASSEM.-----	1
41	3S7157	GEAR------(27 Teeth)-----	1
42	3S7147	SHAFT-----	1
43	4S6190	PINION------(19 Teeth)-----	1
44	4H6195	RING-----	1
45	4S6189	PINION-----	1

100195

### 3S7094 TRANSMISSION GROUP—Side View

Serial No. 93J391 to 93J425 inclusive & 94J757 to 94J942 inclusive

Note: This Transmission provides the following Speeds: (Forward) First-1.7, Second-2.6, Third-3.6, Fourth-5.0 & Fifth-6.9 M.P.H.;  
(Reverse) First-2.1, Second-3.3, Third-4.6 & Fourth-6.3 M.P.H.



C INDICATES CHANGE FROM PREVIOUS TYPE

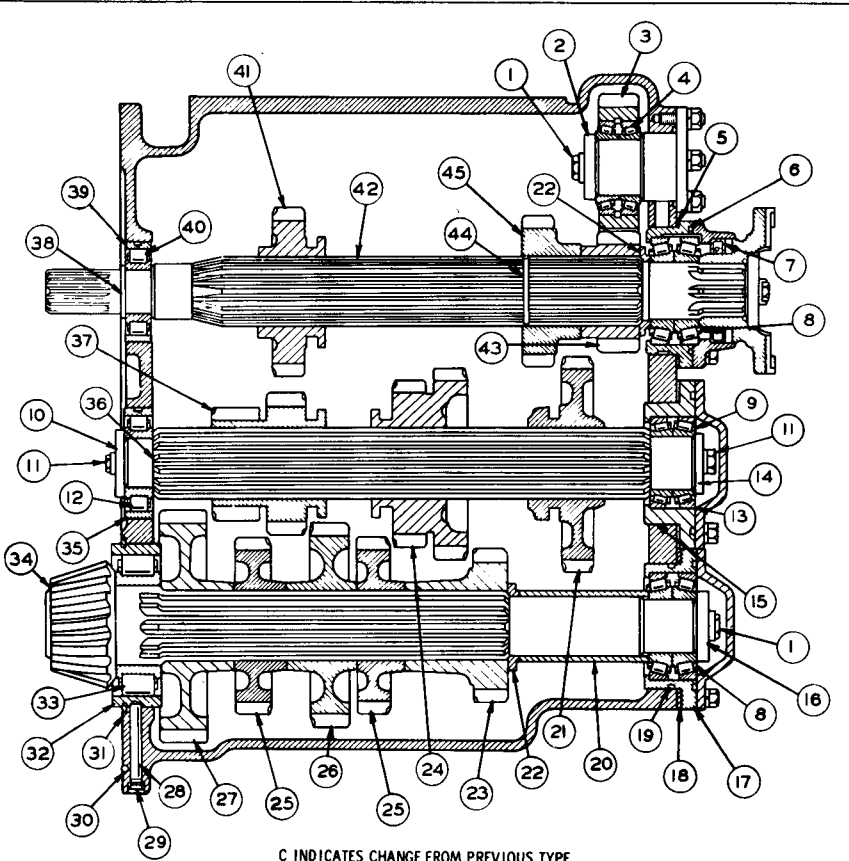
REF. NO.	PART NUMBER	DESCRIPTION	QTY
1	7B3028	SCREW-----	2
2	5S729	PLATE-----	1
3	5M6214	PLUG-----	1
4	6F7030	BOLT-----	2
	9M1367	LOCK-----	1
5	5M7339	WASHER-----	1
	2H3927	SEAL-----	1
6	5M7342	FLANGE-----	1
7	3S7156	COVER-----	2
8	2H3928	SEAL-----	2
9	S1591	BOLT-----	11
10	3B4506	LOCKWASHER-----	21
11	7B5670	BEARING-----	1
12	1D4717	NUT-----	5
13	L1026	PLUG-----	2
14	3S7886	PIN-----	1
C 15	8S2140	TRUNNION-----	1
	1H8720	SEAL-----	1
16	7F2072	PIN-----	1
17	3S7148	COVER-----	1
18	S1588	BOLT-----	5
19	2H3932	SEAL-----	1
	4F3187	COVER-----	1
20	4F4097	SEAL-----	1

REF. NO.	PART NUMBER	DESCRIPTION	QTY
C 21	8S2155	CASE ASSEM.-----	1
22	1F2825	BUSHING-----	1
23	2D8806	STUD----- (1. 90" long)-----	12
24	3D2871	STUD-----	4
25	3D6627	STUD----- (3" long)-----	3
26	5M1932	STUD-----	2
27	2D8155	STUD----- (3. 60" long)-----	1
28	L2061	DOWEL-----	1
		(Parts of 8S2155 Assem.)	
29	1D4720	NUT-----	12
	3B4510	LOCKWASHER-----	12
C 30	8S4495	TUBE ASSEM.-----	1
	S509	BOLT-----	1
31	L364	LOCK-----	1
C 32	4S5858	PLUG ASSEM.-----	1
		Consisting of:	
	9S4205	PLUG-----	1
	7M8485	SEAL-----	1
	5S729	PLATE-----	1
	4B4159	SCREW-----	2
		(Not Shown-Mounted on Bevel Gear Case)	

107545

3S7094 TRANSMISSION GROUP-End View  
 Serial No. 93J391 to 93J425 inclusive & 94J757 to 94J942 inclusive  
 Refer also to Page 115 for special parts

ONLY "CATERPILLAR" PARTS GIVE "CATERPILLAR" PERFORMANCE



C INDICATES CHANGE FROM PREVIOUS TYPE

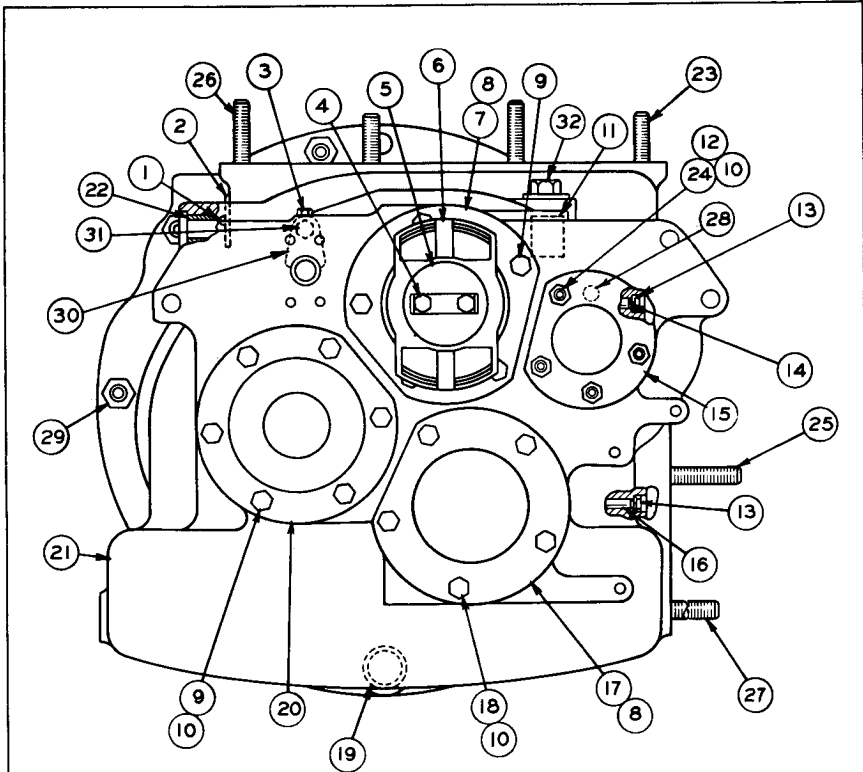
REF NO	PART NUMBER	DESCRIPTION	QTY
1	5 1593	BOLT-----	4
	5F9669	LOCK-----	2
2	2F7826	WASHER-----	1
3	756103	GEAR ASSEM. -----(24 Teeth)-----	1
4	5M7335	BEARING ASSEM. -----	1
5	357885	GASKET-----	1
6	357144	CAGE-----	1
7	3J365	SEAL-----	1
8	5M7366	BEARING ASSEM. -----	2
9	9S3582	CONE-----	2
10	4F3190	WASHER-----	1
11	6F7030	BOLT-----	4
	T 329	LOCK-----	2
12	7M1154	RACE AND ROLLER ASSEM. -----	1
13	9S3581	CUP-----	2
14	2K1722	WASHER-----	1
15	9S2505	CAGE-----	1
	2B8924	GASKET-----	1
16	9D533	WASHER-----	1
17	357155	CAGE-----	1
18	357146	SHIM-----	1
19	4M189	SEAL-----	1
20	357160	SPACER-----	1
21	357153	GEAR----- (36 Teeth)-----	1

REF NO	PART NUMBER	DESCRIPTION	QTY
22	357161	SPACER-----	2
23	357150	GEAR----- (25 Teeth)-----	1
24	357154	GEAR----- (32 and 27 Teeth)-----	1
25	357145	GEAR----- (29 Teeth)-----	2
26	752762	GEAR----- (33 Teeth)-----	1
27	558767	GEAR----- (39 Teeth)-----	1
28	6B4878	DOWEL-----	1
29	L 1026	PLUG-----	1
30	2M3818	SEAL-----	1
31	4M7432	RING-----	1
32	3K3192	RACE-----	1
33	3K3193	RACE AND ROLLER ASSEM. -----	1
34	357143	PINION----- (11 Teeth)-----	1
35	2D6420	RACE-----	1
36	9S2507	SHAFT-----	1
37	7M820	GEAR----- (17 and 22 Teeth)-----	1
38	1J6470	RING-----	1
39	6B133	RACE-----	1
40	6B132	RACE AND ROLLER ASSEM. -----	1
41	357157	GEAR----- (27 Teeth)-----	1
42	357147	SHAFT-----	1
43	456190	PINION----- (19 Teeth)-----	1
44	4H6195	RING-----	1
45	456189	PINION-----	1

126831

## 3S7094 TRANSMISSION GROUP--Side View

Effective with Serial No. 93J426-Up and 94J943-Up. Note: This Transmission provides the following speeds: (Forward) First-1.7, Second-2.6, Third-3.6, Fourth-5.0 and Fifth-6.9 M.P.H.; (Reverse) First-2.1, Second-3.3, Third-4.6 and Fourth-6.3 M.P.H.



C INDICATES CHANGE FROM PREVIOUS TYPE

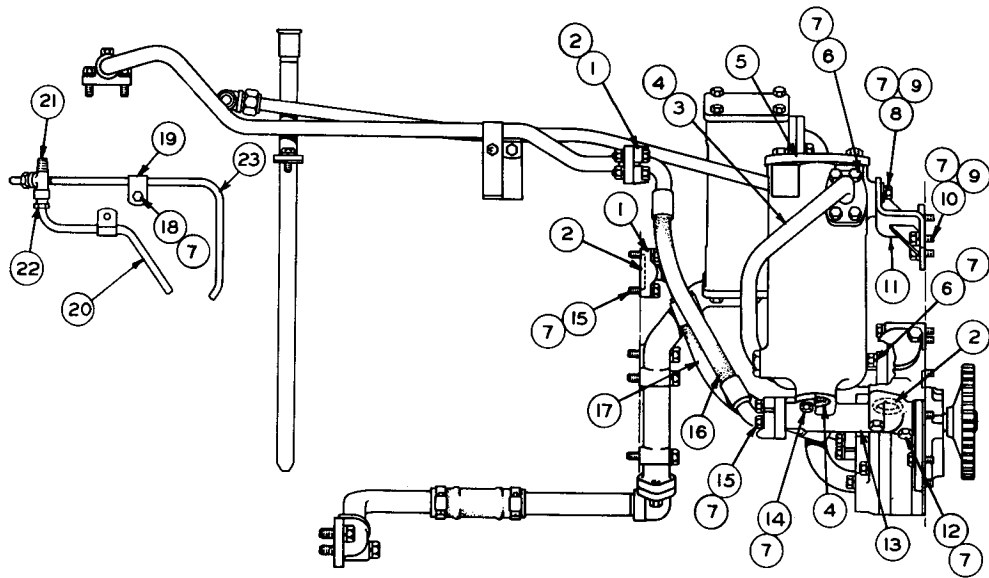
REF. NO.	PART NUMBER	DESCRIPTION	QTY
1	7B3028	SCREW-----	2
2	5S729	PLATE-----	1
3	5M6214	PLUG-----	1
4	6F7030	BOLT-----	2
	9M1367	LOCK-----	1
5	5M7339	WASHER-----	1
	2H3927	SEAL-----	1
6	5M7342	FLANGE-----	1
7	3S7156	COVER-----	1
8	2H3928	SEAL-----	2
9	S1591	BOLT-----	11
C 10	3B4506	LOCKWASHER-----	20
11	7B5670	BEARING-----	1
C 12	1D4717	NUT-----	4
13	L1026	PLUG-----	2
14	3S7886	PIN-----	1
15	8S2140	TRUNNION-----	1
	1H8720	SEAL-----	1
16	7F2072	PIN-----	1
17	3S7148	COVER-----	1
18	S1571	BOLT-----	5
C 19	2H3932	SEAL-----	1
	9S2497	COVER-----	1
C 20	5H8624	SEAL-----	1

REF. NO.	PART NUMBER	DESCRIPTION	QTY
21	8S2155	CASE ASSEM.-----	1
22	1F2825	BUSHING-----	1
23	2D8806	STUD----- (1.90" long)-----	12
24	3D2871	STUD-----	4
25	3D6627	STUD----- (3" long)-----	3
26	5M1932	STUD-----	2
27	2D8155	STUD----- (3.60" long)-----	1
28	L2061	DOWEL-----	1
		(Parts of 8S2155 Assem.)	
29	1D4720	NUT-----	12
	3B4510	LOCKWASHER-----	12
30	8S4495	TUBE ASSEM.-----	1
31	5S09	BOLT-----	1
	L364	LOCK-----	1
	4S5858	PLUG ASSEM.-----	1
		Consisting of:	
32	9S4205	PLUG-----	1
	7M8485	SEAL-----	1
	5S729	PLATE-----	1
	4B4159	SCREW-----	2
		(Not Shown-Mounted on Bevel Gear Case)	

126832

3S7094 TRANSMISSION GROUP—End View  
 Effective with Serial No. 93J426-Up and 94J943-Up  
 Refer also to Page 115 for special parts

ONLY "CATERPILLAR" PARTS GIVE "CATERPILLAR" PERFORMANCE



REF NO	PART NUMBER	DESCRIPTION	QTY
1	2K190	FLANGE-----	8
2	8M4988	SEAL-----	5
3	3S8189	TUBE ASSEM. --(26.98" long overall)-- (Ref. No. 5 to Oil Pump Assem.)	1
4	8M4987	SEAL-----	3
5	3S7406	OIL FILTER GROUP----- (See Separate Illustration)	1
6	S 1591	BOLT----- (1.50" Long)	6
6	S 1571	BOLT----- (1.75" Long)	6
7	3B4506	LOCKWASHER-----	30
8	1D4717	NUT-----	2
9	4H9981	WASHER-----	4
10	S 1594	BOLT-----	2
11	3S8187	BRACKET ASSEM.-----	1
12	L 2070	BOLT-----	2
13	3S6795	MANIFOLD-----	1
14	1A2029	BOLT-----	4
15	S 1588	BOLT-----	12
16	3S9193	HOSE ASSEM. --(13.72" long overall)-- (Ref. No. 13 to 3S9195 Tube Assem.)	1
17	8S5250	HOSE ASSEM. --(15" long overall)-- (Oil Pump to Transmission Housing)	1
18	4F4879	BOLT-----	2
19	8B6127	CLIP-----	2
20	3S8686	TUBE----- (12.18" Long) (Ref. No. 21 to Bevel Gear and Pinion)	1
21	3S8685	FITTING-----	1
22	8F8997	NUT----- (Part of 3S8685 Fitting)	2
▲ 23	4S8457	TUBING---- (1.375" O. D.)--- 26.30" (Ref. No. 21 to Bevel Gear Bearing)	1

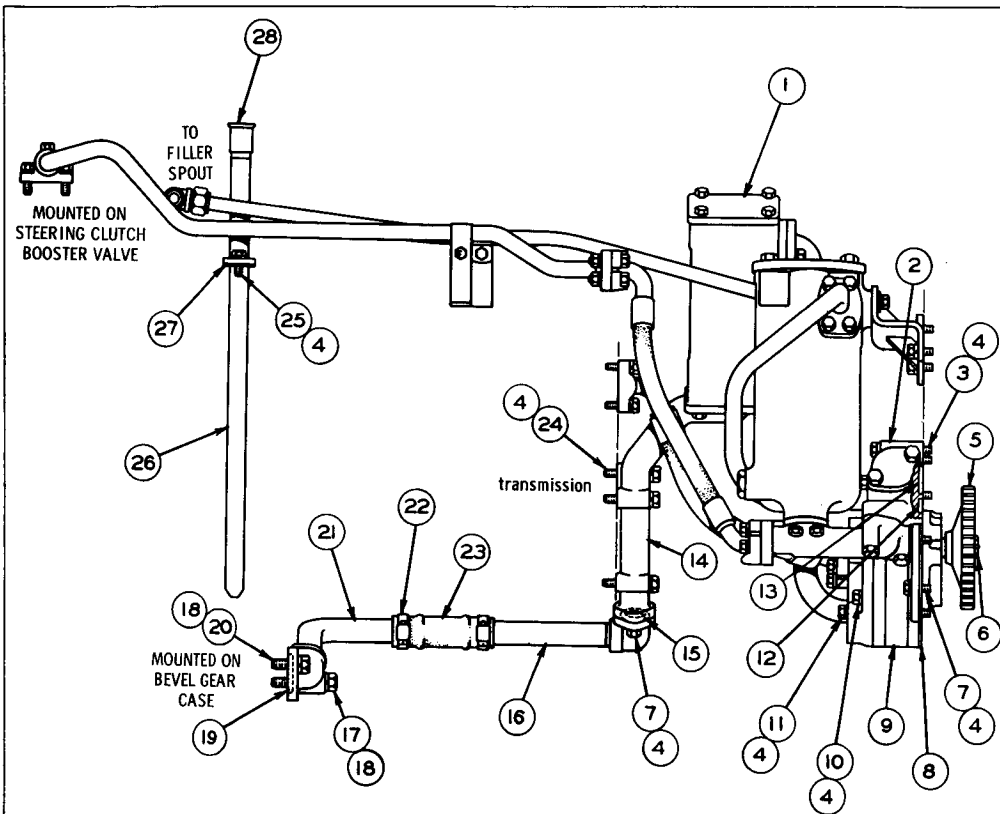
▲ ORDER BY THE FOOT  
O. D. - OUTSIDE DIAMETER

126579

TRANSMISSION, FLYWHEEL CLUTCH AND STEERING CLUTCH LUBRICATION SYSTEM—Part 1 of 3  
AS VIEWED FROM RIGHT HAND SIDE OF MACHINE

Serial No. 93J1 to 93J405 inclusive and 94J1 to 94J828 inclusive. 3S7406 Filter parts are shown on Page 61

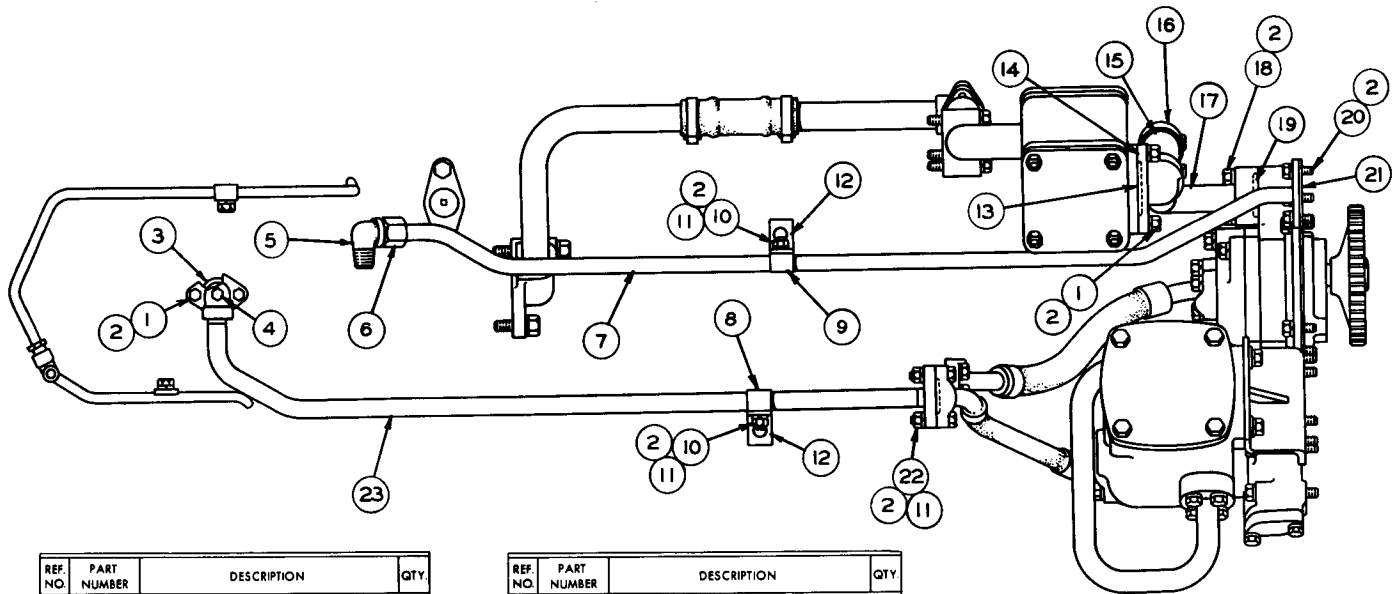
TRANSMISSION, FLYWHEEL CLUTCH AND STEERING CLUTCH LUBRICATION SYSTEM—Part 2 of 3  
AS VIEWED FROM RIGHT HAND SIDE OF MACHINE. Serial No. 93J1 to 93J405 inclusive & 94J1 to 94J828 inclusive  
3S6038 Pump, 3S8190 Valve & 9M8669 Screen parts are shown on Pages 61 & 62



REF. NO.	PART NUMBER	DESCRIPTION	QTY.
1	9M8669	MAGNETIC SCREEN GROUP-----	1
2	3S8190	RELIEF VALVE GROUP----- (See Separate Illustration)	1
3	T 573	BOLT-----	3
4	3B4506	LOCKWASHER-----	17
5	3S6023	GEAR----- (34 Teeth)	1
	1B8708	KEY-----	1
	3B6734	NUT-----	1
6	3B4618	COTTER PIN-----	1
	4L9017	WASHER-----	1
7	S 1594	BOLT----- (1" Long)	7
8	3S6024	GASKET-----	1
9	3S6038	OIL PUMP GROUP----- (See Separate Illustration)	1
10	S 1608	BOLT----- (3.75" Long)	1
11	T 55	BOLT----- (4.25" Long)	1
12	8M8157	SEAL-----	1
13	8M4432	SEAL-----	1
14	3S7338	BASE-----	1
15	8M4987	SEAL-----	1
16	5S703	TUBE ASSEM.-----	1
17	9S1366	BOLT----- (2.50" Long)	1
18	3B4508	LOCKWASHER-----	2
19	1H9696	SEAL-----	1
20	6H1717	BOLT----- (1.12" Long)	1
21	3S9136	TUBE ASSEM.-----	1
22	9M7958	CLAMP-----	2
23	8M2126	HOSE-----	1
24	L 2070	BOLT-----	3
25	S 509	BOLT-----	2
26	3S8692	GUIDE ASSEM.-----	1
27	7B6473	GASKET-----	1
28	3S8691	PLUNGER ASSEM.-----	1

ONLY "CATERPILLAR" PARTS GIVE "CATERPILLAR" PERFORMANCE

CLUTCH, TRANSMISSION AND CHASSIS



REF. NO.	PART NUMBER	DESCRIPTION	QTY.
1	1A2029	BOLT-----	4
2	3B4506	LOCKWASHER-----	14
3	8M4432	SEAL-----	1
4	5M6214	PLUG-----	1
5	1L909	FITTING-----	1
6	6H3137	{NUT-----	1
	6H3136	{SLEEVE-----	1
		(Parts of 1L909 Fitting)	
7	3S9197	TUBE ASSEM. -(40.62" long overall)-	1
		(Filler Spout to Flywheel Clutch Cover)	
	6B2530	CLIP-----	1

REF. NO.	PART NUMBER	DESCRIPTION	QTY.
9	4B9302	CLIP-----	1
10	S 509	BOLT-----	2
11	104717	NUT-----	6
12	3S8237	BRACKET-----	2
13	8M4436	SEAL-----	1
14	3S7361	TUBE ASSEM.-----	1
		(Magnetic Screen Group to Ref. No. 15)	
15	8M2126	HOSE-----	1
16	9M7958	CLAMP-----	2
17	3S8631	TUBE ASSEM.-----	1
		(Ref. No. 15 to Oil Pump)	

REF. NO.	PART NUMBER	DESCRIPTION	QTY.
18	S 1571	BOLT-----	2
19	8M4986	SEAL-----	1
20	S 1594	BOLT-----	2
21	4F5640	GASKET-----	1
22	S 1591	BOLT-----	4
23	3S9195	TUBE ASSEM.-----	1
		(Steering Clutch Booster Valve to 3S9193 Hose Assem.)	

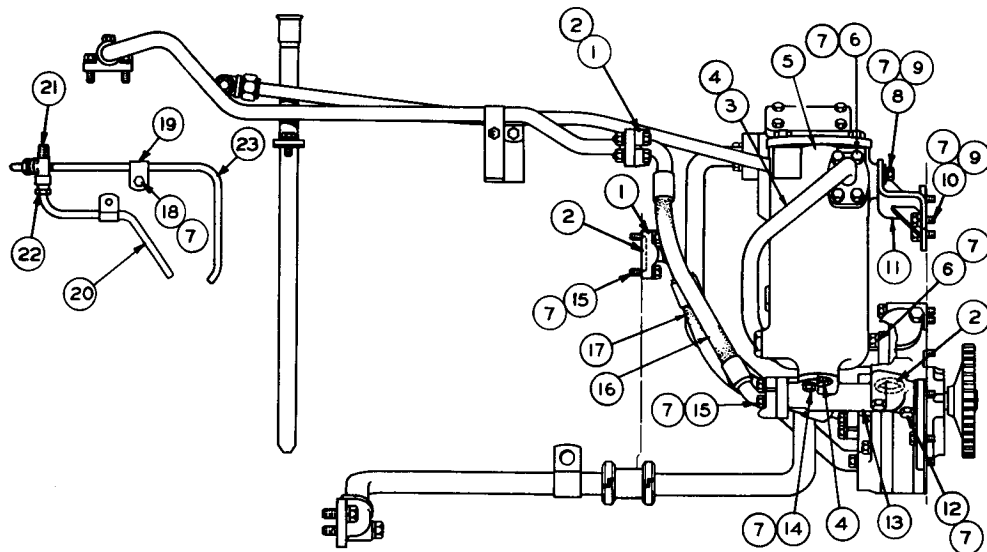
126580

TRANSMISSION, FLYWHEEL CLUTCH AND STEERING CLUTCH LUBRICATION SYSTEM—Top View—Part 3 of 3  
Serial No. 93J1 to 93J405 inclusive and 94J1 to 94J828 inclusive



TRANSMISSION, FLYWHEEL CLUTCH AND STEERING CLUTCH LUBRICATION SYSTEM (3S8196 N/S)—Part 1 of 3  
 AS VIEWED FROM RIGHT HAND SIDE OF MACHINE  
 Serial No. 93J406 to 93J577 inclusive & 94J829 to 94J1358 inclusive. 3S7406 Filter parts are shown on Page 61

ONLY "CATERPILLAR" PARTS GIVE "CATERPILLAR" PERFORMANCE



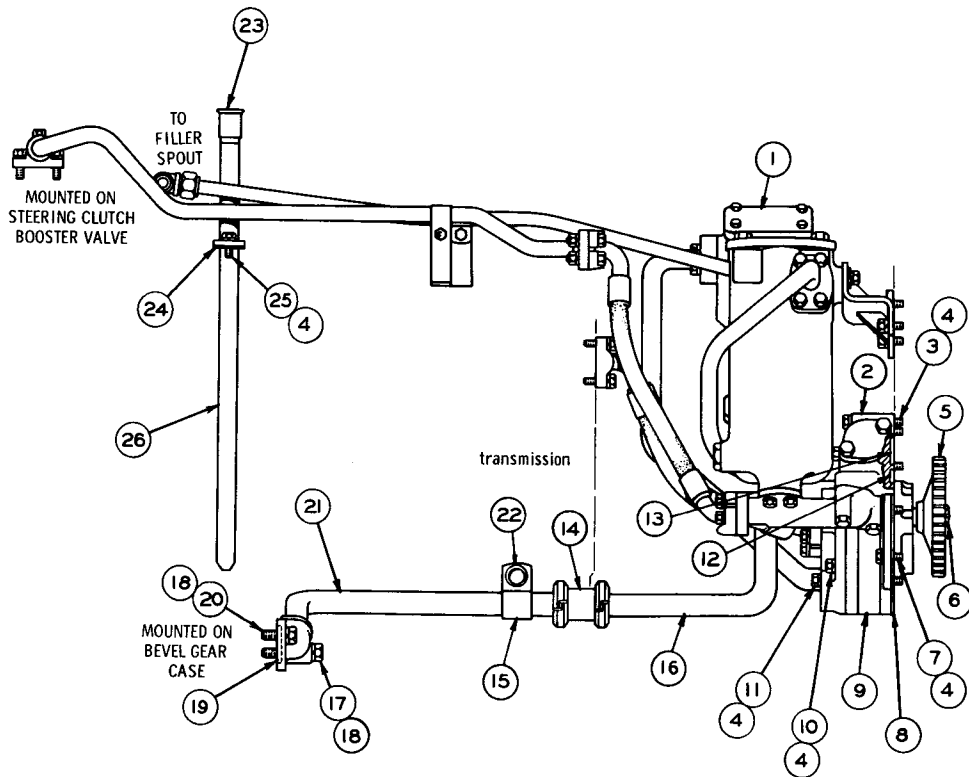
REF. NO.	PART NUMBER	DESCRIPTION	QTY
1	2K190	FLANGE-----	8
2	8M4988	SEAL-----	5
3	3S8189	TUBE ASSEM. --(26.98" long overall)--- (Ref. No. 5 to Oil Pump Assem.)	1
4	8M4987	SEAL-----	3
5	3S7406	OIL FILTER GROUP----- (See Separate Illustration)	1
6	S 1571	BOLT------(1.75" Long)-----	6
7	3B4506	LOCKWASHER-----	30
8	1D4717	NUT-----	2
9	4H9981	WASHER-----	4
10	S 1594	BOLT-----	2
11	3S8187	BRACKET ASSEM.-----	1
12	L 2070	BOLT-----	2
13	3S6795	MANIFOLD-----	1
14	1A2029	BOLT-----	4
15	S 1588	BOLT-----	12
16	3S9193	HOSE ASSEM. --(13.72" long overall)--- (Ref. No. 13 to Tube Assem.)	1
17	8S5250	HOSE ASSEM. --(15" long overall)--- (Oil Pump to Transmission Housing)	1
18	4F4879	BOLT-----	2
19	8B6127	CLIP-----	2
20	3S8686	TUBE------(12.18" Long)----- (Ref. No. 21 to Bevel Gear and Pinion)	1
21	3S8685	FITTING-----	1
22	8F8997	NUT----- (Part of 3S8685 Fitting)	2
23	4S8457	TUBING-----(.375" O. D.)--- 26.30" (Ref. No. 21 to Bevel Gear Bearing)	1

▲ ORDER BY THE FOOT  
 O. D. - OUTSIDE DIAMETER

129970

CLUTCH, TRANSMISSION AND CHASSIS

ALWAYS GIVE SERIAL NUMBER WHEN ORDERING PARTS



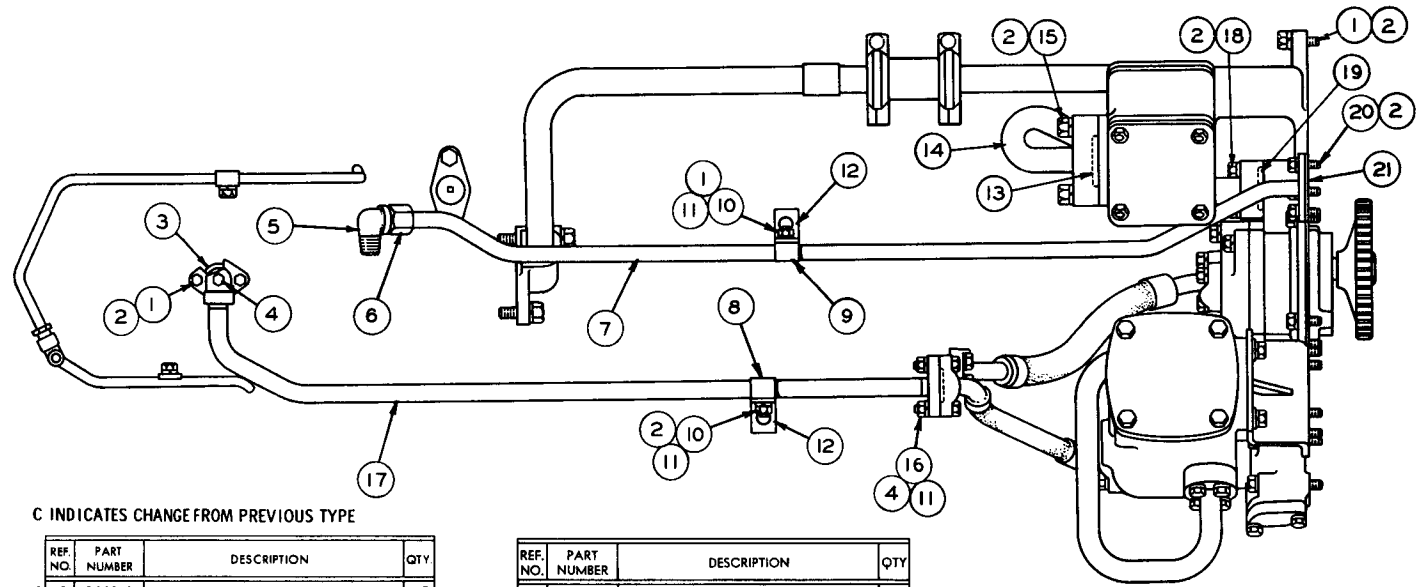
C INDICATES CHANGE FROM PREVIOUS TYPE

REF. NO.	PART NUMBER	DESCRIPTION	QTY.
1	9M8669	MAGNETIC SCREEN GROUP-----	1
2	3S8190	RELIEF VALVE GROUP----- (See Separate Illustration)	1
3	T 573	BOLT-----	3
C 4	3B4506	LOCKWASHER-----	12
5	3S6023	GEAR----- (34 Teeth)	1
	1B8708	KEY-----	1
	3B6734	NUT-----	1
6	3B4618	COTTER PIN-----	1
	4L9017	WASHER-----	1
C 7	S 1594	BOLT----- (1" Long)	5
8	3S6024	GASKET-----	1
9	3S6038	OIL PUMP GROUP----- (See Separate Illustration)	1
10	S 1608	BOLT----- (3.75" Long)	1
11	T 55	BOLT----- (4.25" Long)	1
12	8M8157	SEAL-----	1
13	8M4432	SEAL-----	1
C 14	4S407	JOINT ASSEM.-----	1
	7K7973	SEAL ASSEM.----- (Part of 4S407 Assem.)	2
C 15	3S3841	CLIP-----	1
C 16	8S9721	TUBE ASSEM.-----	1
17	9S1366	BOLT----- (2.50" long)	1
18	3B4508	LOCKWASHER-----	2
19	1H9696	SEAL-----	1
20	6H1717	BOLT----- (1.12" long)	1
C 21	8S9718	TUBE ASSEM.-----	1
C 22	4B4280	WASHER-----	1
23	3S8691	PLUNGER ASSEM.-----	1
24	7B6473	GASKET-----	1
25	S509	BOLT-----	2
26	3S8692	GUIDE ASSEM.-----	1

126206

TRANSMISSION, FLYWHEEL CLUTCH AND STEERING CLUTCH LUBRICATION SYSTEM (3S8196 N/S)—Part 2 of 3  
 AS VIEWED FROM RIGHT HAND SIDE OF MACHINE. Serial No. 93J406 to 93J577 inclusive & 94J829 to  
 94J1358 inclusive. 3S6038 Pump, 3S8190 Valve and 9M8669 Screen parts are shown on Pages 61 and 62

TRANSMISSION, FLYWHEEL CLUTCH AND STEERING CLUTCH LUBRICATION SYSTEM (3S8196 N/S)—Top View—Part 3 of 3  
 Serial No. 93J406 to 93J577 inclusive and 94J829 to 94J1358 inclusive



C INDICATES CHANGE FROM PREVIOUS TYPE

REF. NO.	PART NUMBER	DESCRIPTION	QTY.
C 1	1A2029	BOLT-----	5
2	3B4506	LOCKWASHER-----	17
3	8M4432	SEAL-----	1
4	5M6214	PLUG-----	1
5	1L909	FITTING-----	1
6	6H3137	NUT-----	1
6	6H3136	SLEEVE-----	1
(Parts of 1L909 Fitting)			
7	3S9197	TUBE ASSEM. -(40.62" long overall)-	1
(Filler Spout to Flywheel Clutch Cover)			
8	6B2530	CLIP-----	1

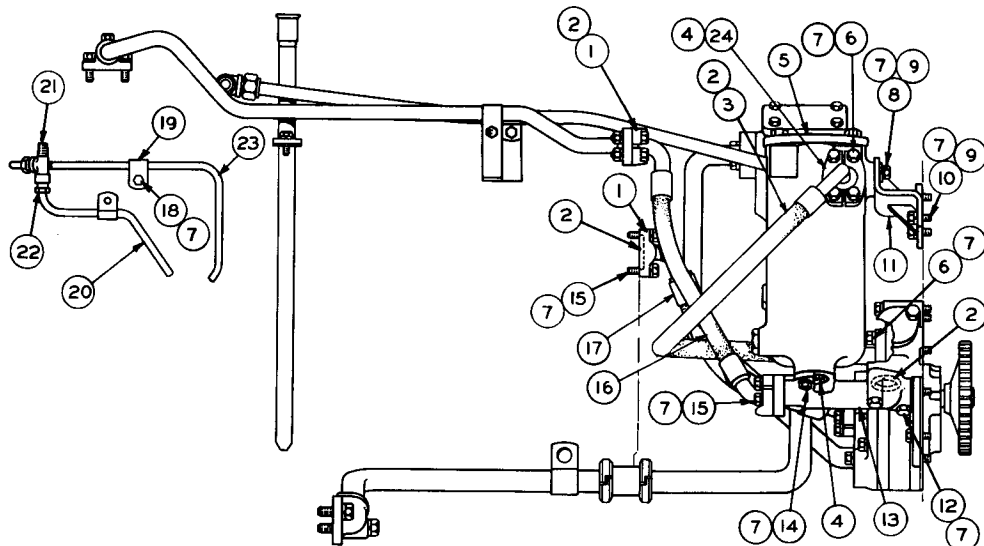
REF. NO.	PART NUMBER	DESCRIPTION	QTY.
9	4B9302	CLIP-----	1
10	S509	BOLT-----	2
11	1D4717	NUT-----	6
12	3S8237	BRACKET-----	2
13	8M4436	SEAL-----	1
C 14	8S9716	TUBE ASSEM.-----	1
(Magnetic Screen Group to Oil Pump)			
C 15	2A4639	BOLT-----	2
16	S1591	BOLT-----	4
17	3S9195	TUBE ASSEM.-----	1
(Steering Clutch Booster Valve to Hose Assem.)			

REF. NO.	PART NUMBER	DESCRIPTION	QTY.
18	S 1571	BOLT-----	2
19	8M4986	SEAL-----	1
20	S 1594	BOLT-----	2
21	4F5640	GASKET-----	1

126207

ONLY "CATERPILLAR" PARTS GIVE "CATERPILLAR" PERFORMANCE

CLUTCH, TRANSMISSION AND CHASSIS 60A



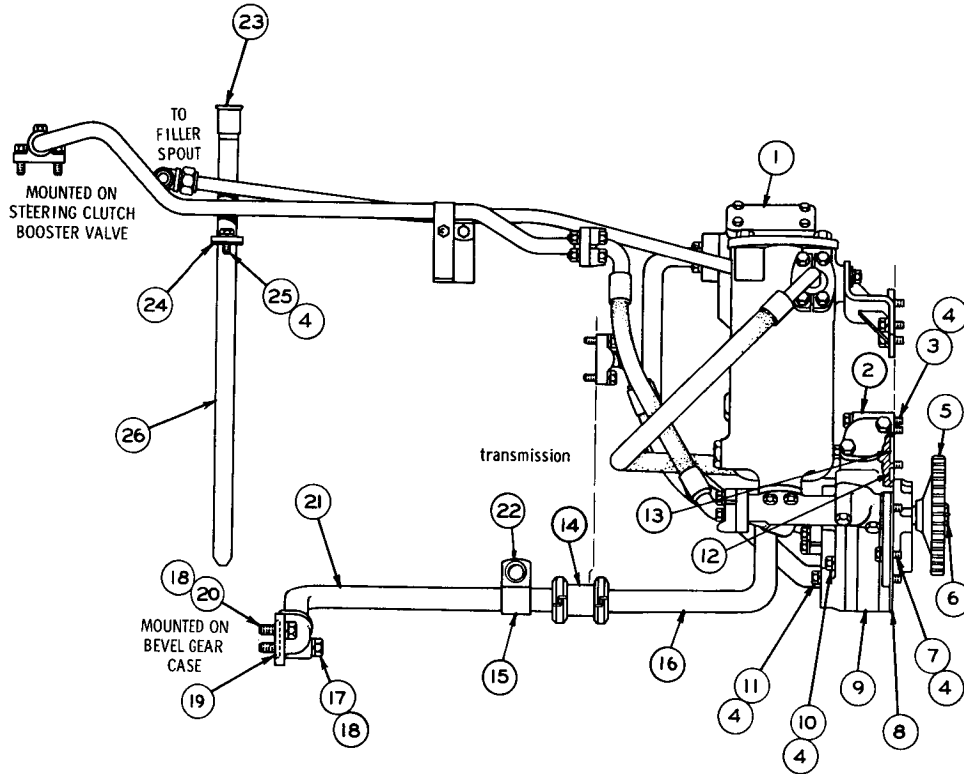
REF NO	PART NUMBER	DESCRIPTION	QTY
1	2K190	FLANGE-----	8
2	8M4988	SEAL-----	6
3	1P4807	HOSE ASSEM. -(27.69" long overall) (Ref. No. 5 to Oil Pump Assem.)	1
4	8M4987	SEAL-----	2
5	3S7406	OIL FILTER GROUP (See Separate Illustration)	1
6	S1588	BOLT------(1.75" Long)-----	6
7	3B4506	LOCKWASHER-----	30
8	1D4717	NUT-----	2
9	4H9981	WASHER-----	4
10	S 1594	BOLT-----	2
11	3S8187	BRACKET ASSEM. -----	1
12	L 2070	BOLT-----	2
13	3S6795	MANIFOLD-----	1
14	1A2029	BOLT-----	4
15	S 1588	BOLT-----	12
16	3S9193	HOSE ASSEM. -(13.72" long overall) (Ref. No. 13 to Tube Assem.)	1
17	8S5250	HOSE ASSEM. -(15" long overall)-- (Oil Pump to Transmission Housing)	1
18	4F4879	BOLT-----	2
19	8B6127	CLIP-----	2
20	3S8686	TUBE------(12.18" Long)- (Ref. No. 21 to Bevel Gear and Pinion)	1
21	3S8685	FITTING-----	1
22	8F8997	NUT----- (Part of 3S8685 Fitting)	2
▲ 23	4S8457	TUBING-----(.375" O. D.)----26.30" (Ref. No. 21 to Bevel Gear Bearing)	1
24	1H3305	FLANGE-----	2

▲ ORDER BY THE FOOT  
O. D. - OUTSIDE DIAMETER

132460

TRANSMISSION, FLYWHEEL CLUTCH AND STEERING CLUTCH LUBRICATION SYSTEM (3S8196 N/S)—Part 1 of 3  
AS VIEWED FROM RIGHT HAND SIDE OF MACHINE. Serial No. 93J578 to 93J603 inclusive & 94J1359 to  
94J1526 inclusive. 3S7406 Filter parts are shown on Page 61

TRANSMISSION, FLYWHEEL CLUTCH AND STEERING CLUTCH LUBRICATION SYSTEM (3S8196 N/S)—Part 2 of 3  
 AS VIEWED FROM RIGHT HAND SIDE OF MACHINE. Serial No. 93J578 to 93J603 inclusive and 94J1359 to  
 94J1526 inclusive. 3S6038 Pump, 3S8190 Valve & 9M8669 Screen parts are shown on Pages 61 and 62



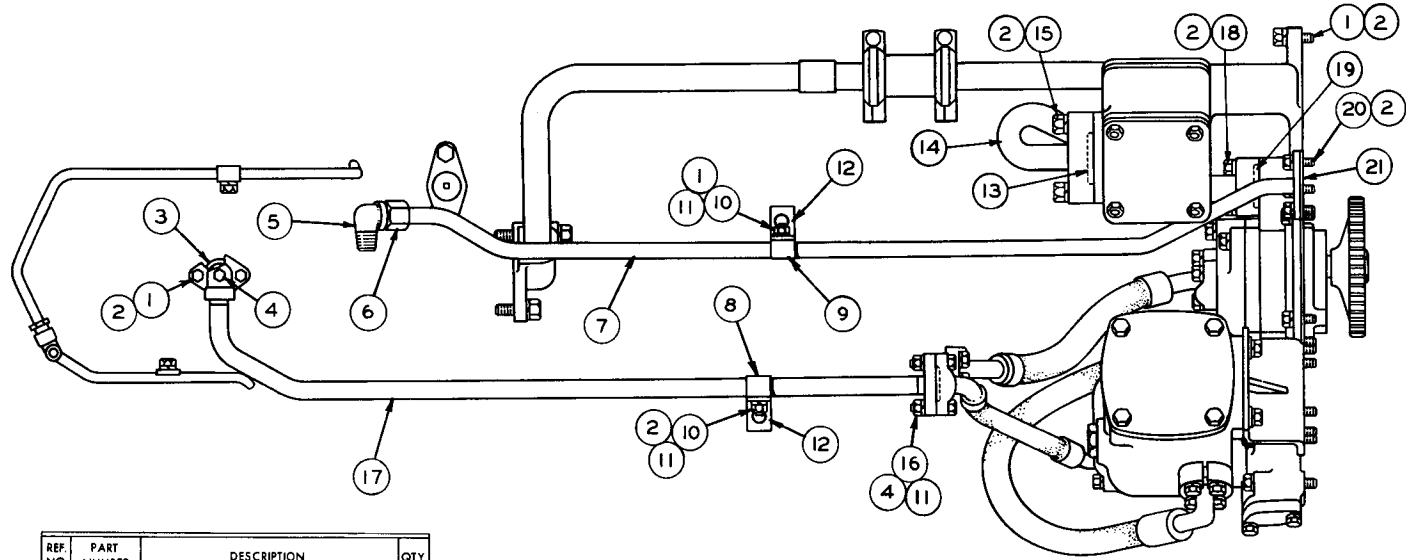
REF. NO	PART NUMBER	DESCRIPTION	QTY.
1	9M8669	[MAGNETIC SCREEN GROUP-----	1
2	3S8190	(RELIEF VALVE GROUP----- (See Separate Illustration)	1
3	T 573	BOLT-----	3
4	3B4506	LOCKWASHER-----	12
5	3S6023	GEAR----- (34 Teeth)-----	1
	1B8708	KEY-----	1
	3B6734	NUT-----	1
6	3B4618	COTTER PIN-----	1
	4L9017	WASHER-----	1
7	S 1594	BOLT----- (1" Long)-----	5
8	3S6024	GASKET-----	1
9	3S6038	OIL PUMP GROUP----- (See Separate Illustration)	1
10	S 1608	BOLT----- (3.75" Long)-----	1
11	T 55	BOLT----- (4.25" Long)-----	1
12	8M8157	SEAL-----	1
13	8M4432	SEAL-----	1
14	4S407	JOINT ASSEM.-----	1
	7K7973	SEAL ASSEM.----- (Part of 4S407 Assem.)	2
15	3S3841	CLIP-----	1
16	8S9721	TUBE ASSEM.-----	1
17	9S1366	BOLT----- (2.50" long)-----	1
18	3B4508	LOCKWASHER-----	2
19	1H9696	SEAL-----	1
20	6H1717	BOLT----- (1.12" long)-----	1
21	8S9718	TUBE ASSEM.-----	1
22	4B4280	WASHER-----	1
23	3S8691	PLUNGER ASSEM.-----	1
24	7B6473	GASKET-----	1
25	S509	BOLT-----	2
26	3S8692	GUIDE ASSEM.-----	1

132461

ONLY "CATERPILLAR" PARTS GIVE "CATERPILLAR" PERFORMANCE

CLUTCH, TRANSMISSION AND CHASSIS

60C



REF. NO.	PART NUMBER	DESCRIPTION	QTY
1	1A2029	BOLT-----	5
2	3B4506	LOCKWASHER-----	17
3	8M4432	SEAL-----	1
4	5M6214	PLUG-----	1
5	1L909	FITTING-----	1
6	6H3137	{NUT-----	1
	6H3136	{SLEEVE-----	1
		(Parts of 1L909 Fitting)	
7	3S9197	TUBE ASSEM. -(40, 62" long overall)- (Filler Spout to Flywheel Clutch Cover)	1
8	6B2530	CLIP-----	1

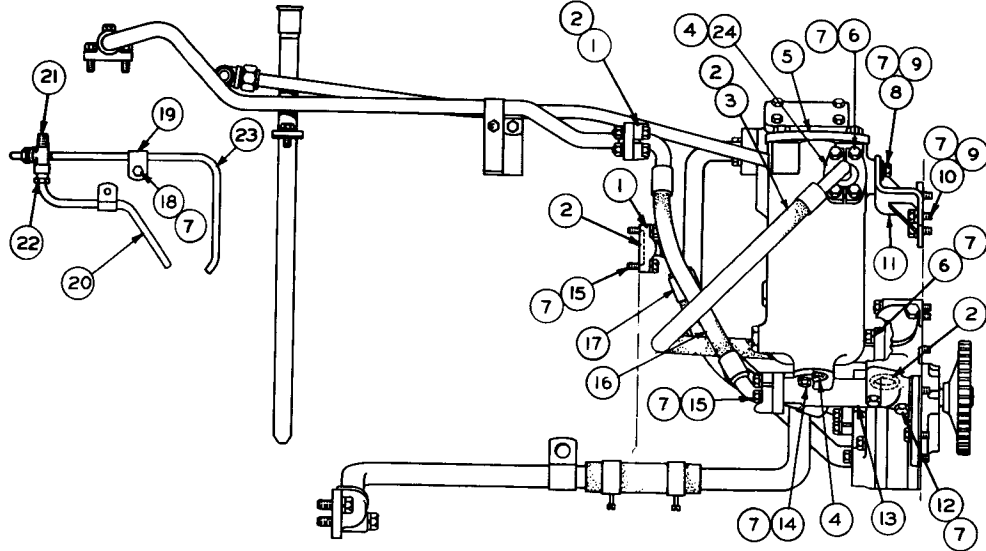
9	4B9302	CLIP-----	1
10	S509	BOLT-----	2
11	1D4717	NUT-----	6
12	3S8237	BRACKET-----	2
13	8M4436	SEAL-----	1
14	8S9716	TUBE ASSEM.----- (Magnetic Screen Group to Oil Pump)	1
15	2A4639	BOLT-----	2
16	S1591	BOLT-----	4
17	3S9195	TUBE ASSEM.----- (Steering Clutch Booster Valve to Hose Assem.)	1

18	S 1571	BOLT-----	2
19	8M4986	SEAL-----	1
20	S 1594	BOLT-----	2
21	4F5640	GASKET-----	1

132462

TRANSMISSION, FLYWHEEL CLUTCH AND STEERING CLUTCH LUBRICATION SYSTEM (3S8196 N/S)—Top View—Part 3 of 3  
Serial No. 93J578 to 93J603 inclusive and 94J1359 to 94J1526 inclusive

TRANSMISSION, FLYWHEEL CLUTCH AND STEERING CLUTCH LUBRICATION SYSTEM (3S8196 N/S)—Part 1 of 3  
 AS VIEWED FROM RIGHT HAND SIDE OF MACHINE. Effective with Serial No. 93J604—Up and 94J1527—Up  
 3S7406 Filter parts are shown on Page 61



REF. NO.	PART NUMBER	DESCRIPTION	QTY.
1	2K190	FLANGE-----	8
2	8M4988	SEAL-----	6
3	1P4807	HOSE ASSEM. --(27.69" long overall)-- (Ref. No. 5 to Oil Pump Assem. )	1
4	8M4987	SEAL-----	2
5	3S7406	OIL FILTER GROUP----- (See Separate Illustration)	1
6	S1588	BOLT----- (1.75" Long)	6
7	3B4506	LOCKWASHER-----	30
8	1D4717	NUT-----	2
9	4H9981	WASHER-----	4
10	S 1594	BOLT-----	2
11	3S8187	BRACKET ASSEM.-----	1
12	L 2070	BOLT-----	2
13	3S6795	MANIFOLD-----	1
14	1A2029	BOLT-----	4
15	S 1588	BOLT-----	12
16	3S9193	HOSE ASSEM. --(13.72" long overall)-- (Ref. No. 13 to Tube Assem. )	1
17	8S5250	HOSE ASSEM. --(15" long overall)-- (Oil Pump to Transmission Housing)	1
18	4F4879	BOLT-----	2
19	8B6127	CLIP-----	2
20	3S8686	TUBE----- (12.18" Long) (Ref. No. 21 to Bevel Gear and Pinion)	1
21	3S8685	FITTING-----	1
22	8F8997	NUT----- (Part of 3S8685 Fitting)	2
▲ 23	4S8457	TUBING-----(.375" O. D. )----26.30" (Ref. No. 21 to Bevel Gear Bearing)	1
24	1H3305	FLANGE-----	2

▲ ORDER BY THE FOOT  
 O. D. - OUTSIDE DIAMETER

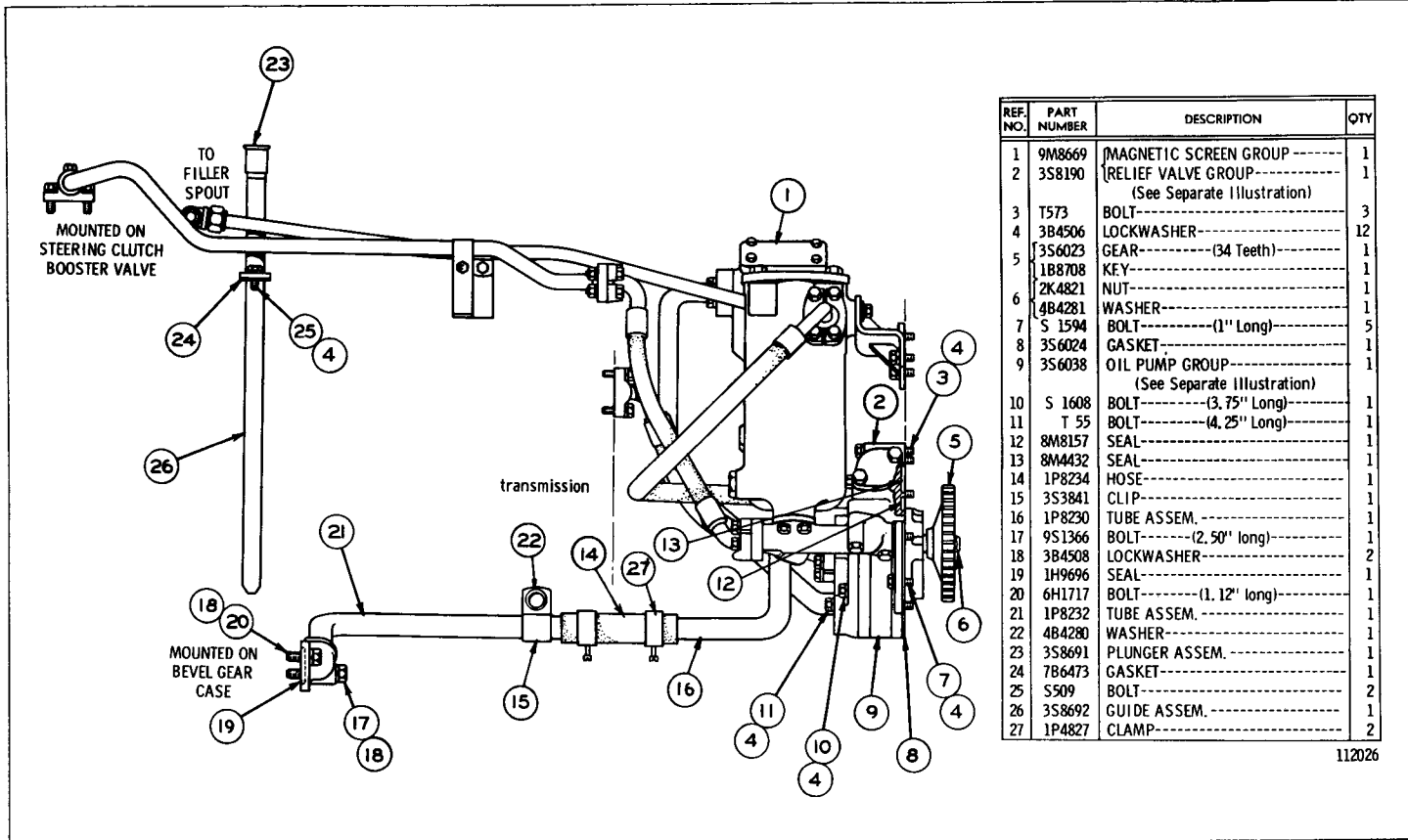
132463

ONLY "CATERPILLAR" PARTS GIVE "CATERPILLAR" PERFORMANCE

CLUTCH, TRANSMISSION AND CHASSIS

60E

ALWAYS GIVE SERIAL NUMBER WHEN ORDERING PARTS

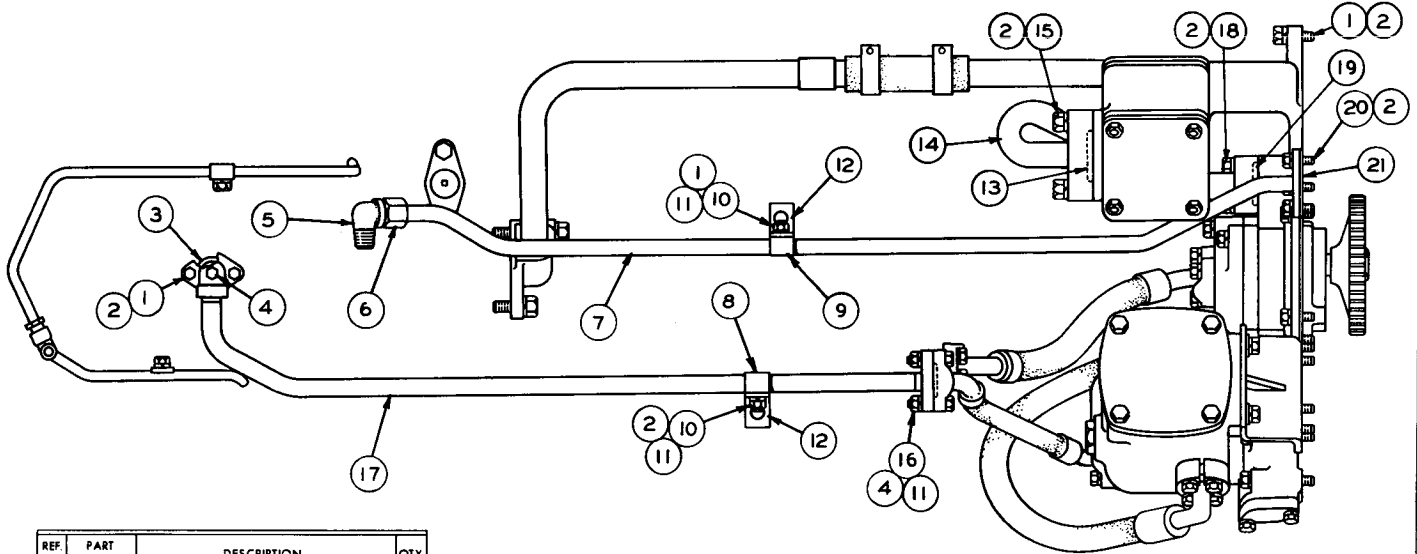


112026

TRANSMISSION, FLYWHEEL CLUTCH AND STEERING CLUTCH LUBRICATION SYSTEM (3S8196 N/S)—Part 2 of 3  
AS VIEWED FROM RIGHT HAND SIDE OF MACHINE. Effective with Serial No. 93J604—Up and 94J1527—Up  
3S6038 Pump, 3S8190 Valve and 9M8669 Screen parts are shown on Pages 61 and 62



TRANSMISSION, FLYWHEEL CLUTCH AND STEERING CLUTCH LUBRICATION SYSTEM (3S8196 N/S)—Top View—Part 3 of 3  
 Effective with Serial No. 93J604—Up and 94J1527—Up

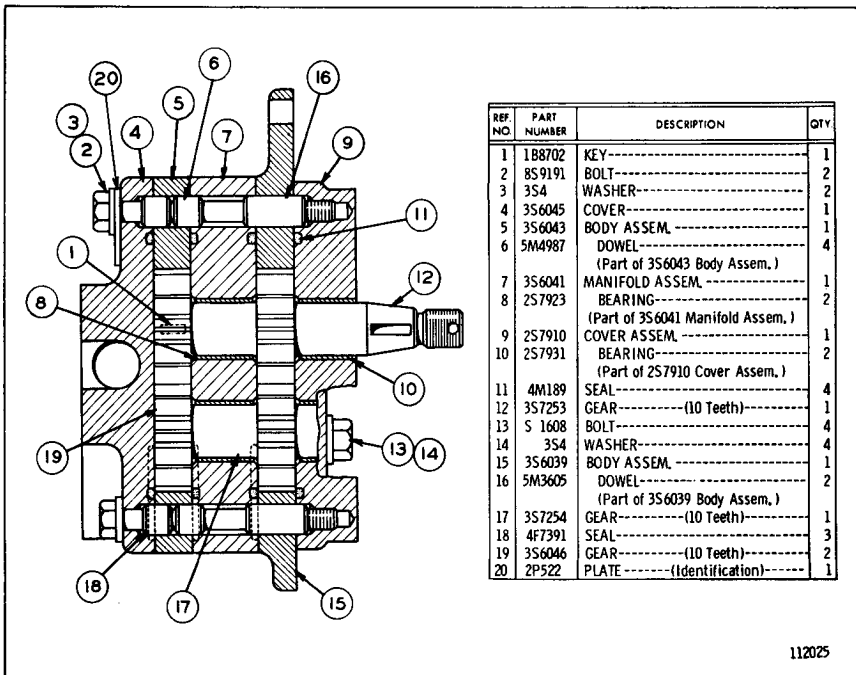


REF NO.	PART NUMBER	DESCRIPTION	QTY.
1	1A2029	BOLT-----	5
2	3B4506	LOCKWASHER-----	17
3	8M4432	SEAL-----	1
4	5M6214	PLUG-----	1
5	1L909	FITTING-----	1
6	6H3137	NUT-----	1
	6H3136	SLEEVE-----	1
		(Parts of 1L909 Fitting)	
7	3S9197	TUBE ASSEM. -(40, 62" long overall)	1
	(Filler Spout to Flywheel Clutch Cover)		
8	6B2530	CLIP-----	1

9	4B9302	CLIP-----	1
10	S509	BOLT-----	2
11	1D4717	NUT-----	6
12	3S8237	BRACKET-----	2
13	8M4436	SEAL-----	1
14	8S9716	TUBE ASSEM. -----	1
		(Magnetic Screen Group to Oil Pump)	
15	2A4639	BOLT-----	2
16	S1591	BOLT-----	4
17	3S9195	TUBE ASSEM. -----	1
		(Steering Clutch Booster Valve to Hose Assem.)	

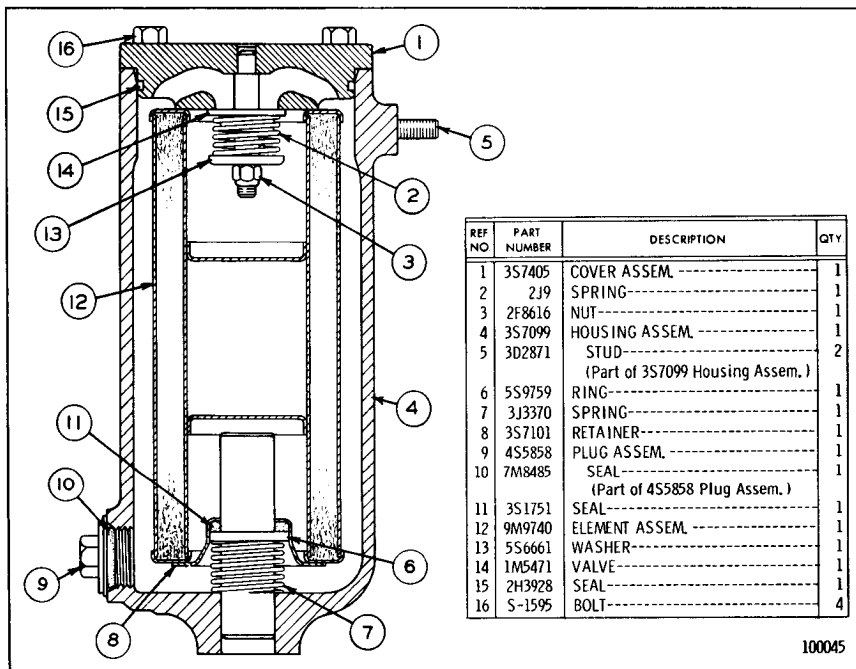
18	S 1571	BOLT-----	2
19	8M4986	SEAL-----	1
20	S 1594	BOLT-----	2
21	4F5640	GASKET-----	1

132465



**3S6038 OIL PUMP GROUP**

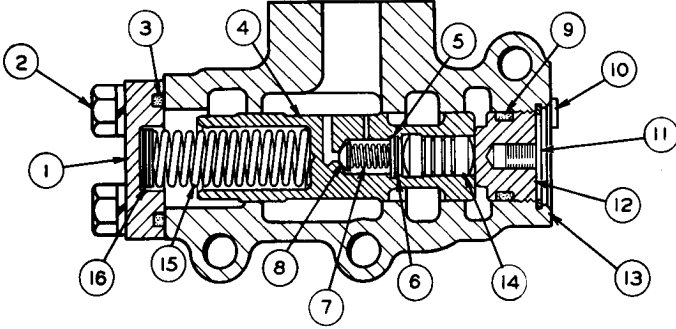
Part of Lubrication System shown on Pages 58A, 60, 60C and 60F



**3S7406 FILTER GROUP**

Part of Lubrication System shown on Pages 58 and 59, 60B and 60E

ONLY "CATERPILLAR" PARTS GIVE "CATERPILLAR" PERFORMANCE



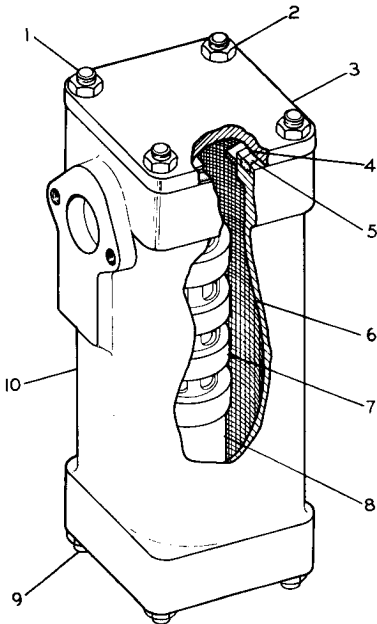
REF NO	PART NUMBER	DESCRIPTION	QTY
1	2S8686	COVER-----	1
2	1A2029	BOLT-----	2
3	3B4506	LOCKWASHER-----	2
4	8M5249	SEAL-----	1
5	3S8767	VALVE ASSEM.-----	1
		Consisting of:	
4	2S8577	VALVE-----	1
5	1S1636	RETAINER-----	1
6	1S1638	RING-----	1
7	4M2381	SPRING-----	1
8	1S2121	PLUNGER-----	1

REF NO	PART NUMBER	DESCRIPTION	QTY
9	8M4445	SEAL-----	1
10	9F2247	PLUG-----	1
11	8H1037	RING-----	1
12	2S8399	PLUG-----	1
13	3S8191	HOUSING-----	1
14	5M2504	SLUG-----	1
15	3D2777	SPRING-----	1
	7M1396	SPACER-----(.062" Thick)	2
16	5M3492	SPACER-----(.010" Thick)	4
	7M1397	SPACER-----(.036" Thick)	4

100046

**3S8190 RELIEF VALVE GROUP**

Part of Lubrication System shown on Pages 60, 60C and 60F



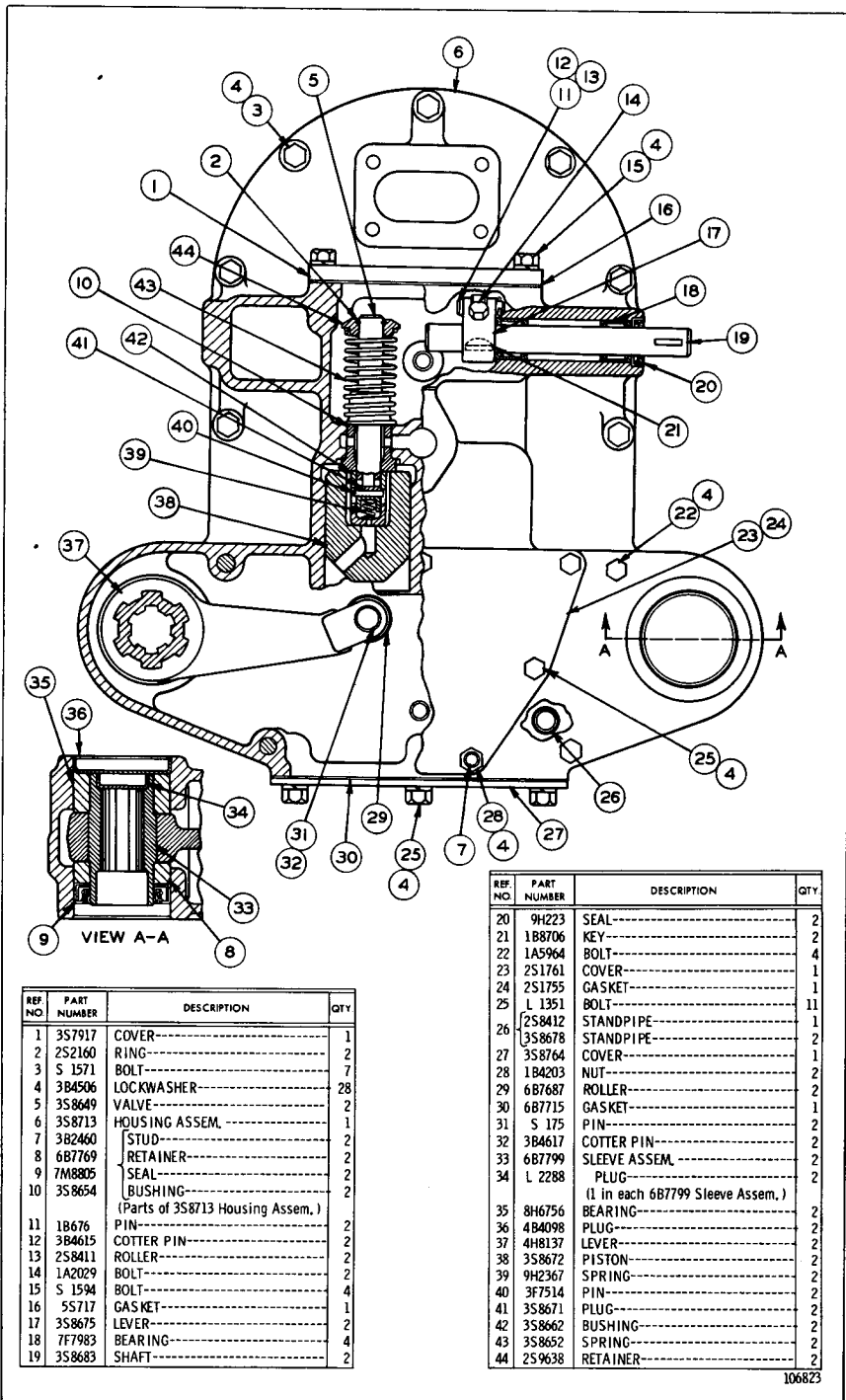
REF. NO.	PART NUMBER	DESCRIPTION	QTY
1	3D2871	STUD-----	4
2	1D4717	NUT-----	4
3	3S3439	COVER-----	1
4	3S3440	SPRING WASHER-----	1
5	5F149	SEAL-----	2
6	3S3875	SCREEN-----	1
7	2S1641	TUBE ASSEM.-----	1
8	8M7160	MAGNET-----	4
	1J8668	STUD-----(-2" long)	4
		-OR-	
	8M1047	STUD-----(-1.70" long)	4
9		-OR-	
	2M4779	STUD-----(-1.80" long)	4
	1D4717	NUT-----	4
	3B4506	LOCKWASHER-----	4
10	8M7166	HOUSING-----	1

113539

**9M8669 SCREEN GROUP**

Part of Lubrication System shown on Pages 60, 60C and 60F

ALWAYS GIVE SERIAL NUMBER WHEN ORDERING PARTS



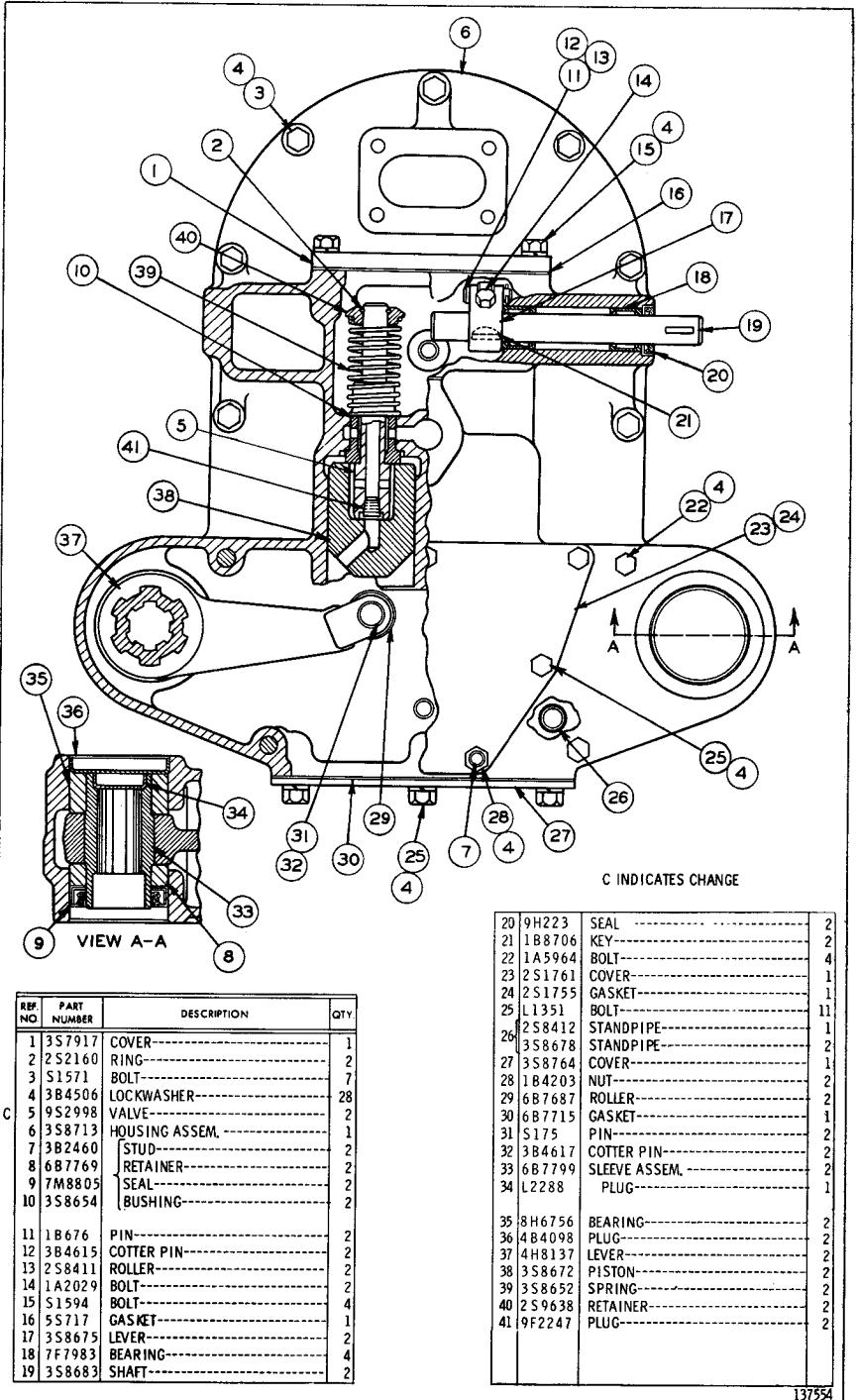
REF NO	PART NUMBER	DESCRIPTION	QTY
1	357917	COVER-----	1
2	252160	RING-----	2
3	S 1571	BOLT-----	7
4	3B4506	LOCKWASHER-----	28
5	3S8649	VALVE-----	2
6	3S8713	HOUSING ASSEM.-----	1
7	3B2460	STUD-----	2
8	6B7769	RETAINER-----	2
9	7M8805	SEAL-----	2
10	3S8654	BUSHING-----	2
(Parts of 3S8713 Housing Assem.)			
11	1B676	PIN-----	2
12	3B4615	COTTER PIN-----	2
13	2S8411	ROLLER-----	2
14	1A2029	BOLT-----	2
15	S 1594	BOLT-----	4
16	5S717	GAS KET-----	1
17	3S8675	LEVER-----	2
18	7F7983	BEARING-----	4
19	3S8683	SHAFT-----	2

REF NO	PART NUMBER	DESCRIPTION	QTY
20	9H223	SEAL-----	2
21	1B8706	KEY-----	2
22	1A5964	BOLT-----	4
23	2S1761	COVER-----	1
24	2S1755	GASKET-----	1
25	L 1351	BOLT-----	11
26	2S8412	STANDPIPE-----	1
	3S8678	STANDPIPE-----	2
27	3S8764	COVER-----	1
28	1B4203	NUT-----	2
29	6B7687	ROLLER-----	2
30	6B7715	GASKET-----	1
31	S 175	PIN-----	2
32	3B4617	COTTER PIN-----	2
33	6B7799	SLEEVE ASSEM.-----	2
34	L 2288	PLUG-----	2
(1 in each 6B7799 Sleeve Assem.)			
35	8H6756	BEARING-----	2
36	4B4098	PLUG-----	2
37	4H8137	LEVER-----	2
38	3S8672	PISTON-----	2
39	9H2367	SPRING-----	2
40	3F7514	PIN-----	2
41	3S8671	PLUG-----	2
42	3S8662	BUSHING-----	2
43	3S8652	SPRING-----	2
44	2S9638	RETAINER-----	2

106823

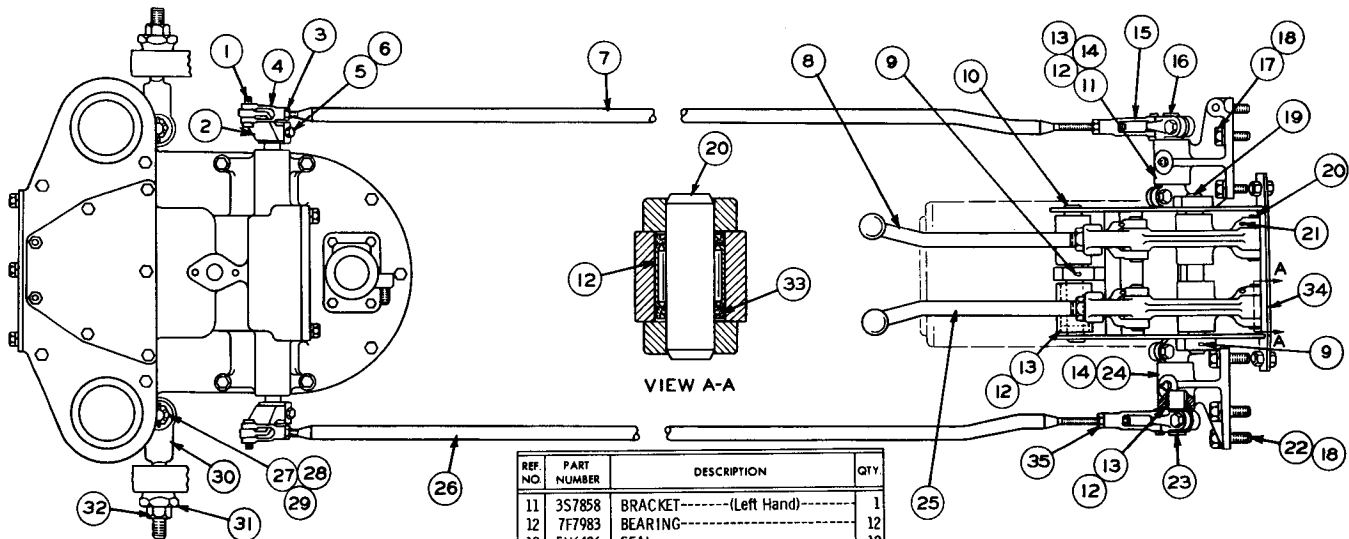
3S8181 STEERING CLUTCH HYDRAULIC MECHANISM BOOSTER GROUP  
 Serial No. 93J1 to 93J603 inclusive and 94J1 to 94J1520 inclusive  
 Part of Hydraulic Control shown on Pages 65 and 65B  
 Refer also to Page 126A for special parts

ONLY "CATERPILLAR" PARTS GIVE "CATERPILLAR" PERFORMANCE



1P994 STEERING CLUTCH HYDRAULIC MECHANISM BOOSTER GROUP  
 Serial No. 93J604 to 93J653 inclusive and 94J1521 to 94J1617 inclusive  
 Part of Hydraulic Control shown on Page 65D

ONLY "CATERPILLAR" PARTS GIVE "CATERPILLAR" PERFORMANCE



REF. NO.	PART NUMBER	DESCRIPTION	QTY.
1	18676	PIN-----	4
	384615	COTTER PIN-----	4
	258384	LEVER-----	2
2	188703	KEY-----	2
3	589079	NUT-----	2
4	1F5403	END-----	2
5	S1591	BOLT-----	2
6	104717	NUT-----	2
7	357862	ROD----- (Left Hand)	1
8	8M6776	ROD----- (Left Hand)	1
9	384631	COTTER PIN-----	2
10	357431	SHAFT-----	1

REF. NO.	PART NUMBER	DESCRIPTION	QTY.
11	357858	BRACKET----- (Left Hand)	1
12	7F7983	BEARING-----	12
13	5H6406	SEAL-----	12
14	388489	FITTING-----	2
15	1A9252	END-----	2
16	357428	SHAFT----- (Left Hand)	1
17	S1595	BOLT-----	3
18	3B4508	LOCKWASHER-----	6
19	9M2979	SHAFT-----	1
20	1M1291	PIN-----	4
21	384621	COTTER PIN-----	4
22	S1585	BOLT-----	3
23	4S8063	SHAFT----- (Right Hand)	1
24	357857	BRACKET----- (Right Hand)	1
25	8M6775	ROD----- (Right Hand)	1
26	357861	ROD----- (Right Hand)	1
27	8B868	BOLT-----	2

REF. NO.	PART NUMBER	DESCRIPTION	QTY.
28	3B6734	NUT-----	2
29	384617	COTTER PIN-----	2
30	9B1648	ROD-----	2
31	2B989	NUT-----	2
32	1B4206	NUT-----	2
33	3H5077	SEAL-----	8
	357869	SUPPORT ASSEM.-----	1
	9F2978	NUT-----	4
34	1J4798	WASHER-----	2
	5B7793	LUG-----	2
		(Parts of 357869 Support Assem.)	
35	1B4203	NUT-----	2

106821

STEERING CLUTCH HYDRAULIC CONTROL (3S8201 N/S)—Top View  
 Serial No. 93J1 to 93J557 inclusive and 94J1 to 94J1283 inclusive

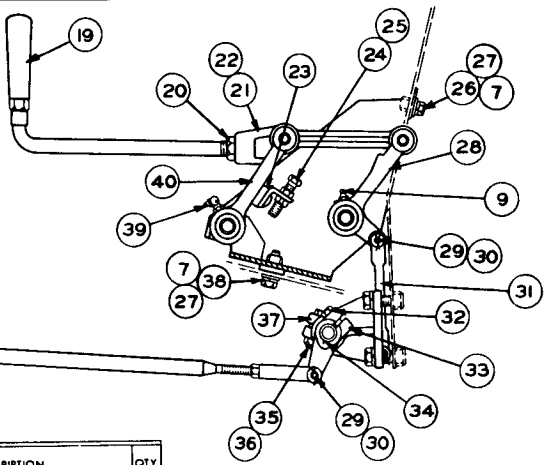
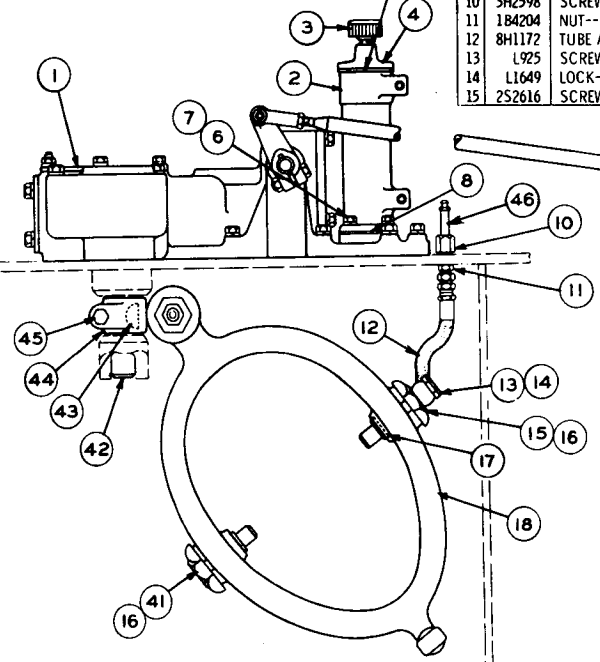
**STEERING CLUTCH HYDRAULIC CONTROL (3S8201 N/S)—As Viewed from Right Hand Side of Machine**  
 Serial No. 93J1 to 93J557 inclusive and 94J1 to 94J1283 inclusive  
 3S8181 Steering Clutch Booster parts are shown on Page 63

ONLY "CATERPILLAR" PARTS GIVE "CATERPILLAR" PERFORMANCE

CLUTCH, TRANSMISSION AND CHASSIS 65

REF NO	PART NUMBER	DESCRIPTION	QTY
1	3S8181	BOOSTER GROUP— (See Separate Illustration)	1
2	3S8723	SPOUT ASSEM.	1
	5M6687	STUD— (Part of 3S8723 Spout Assem.)	2
3	8S5820	BREATHER	1

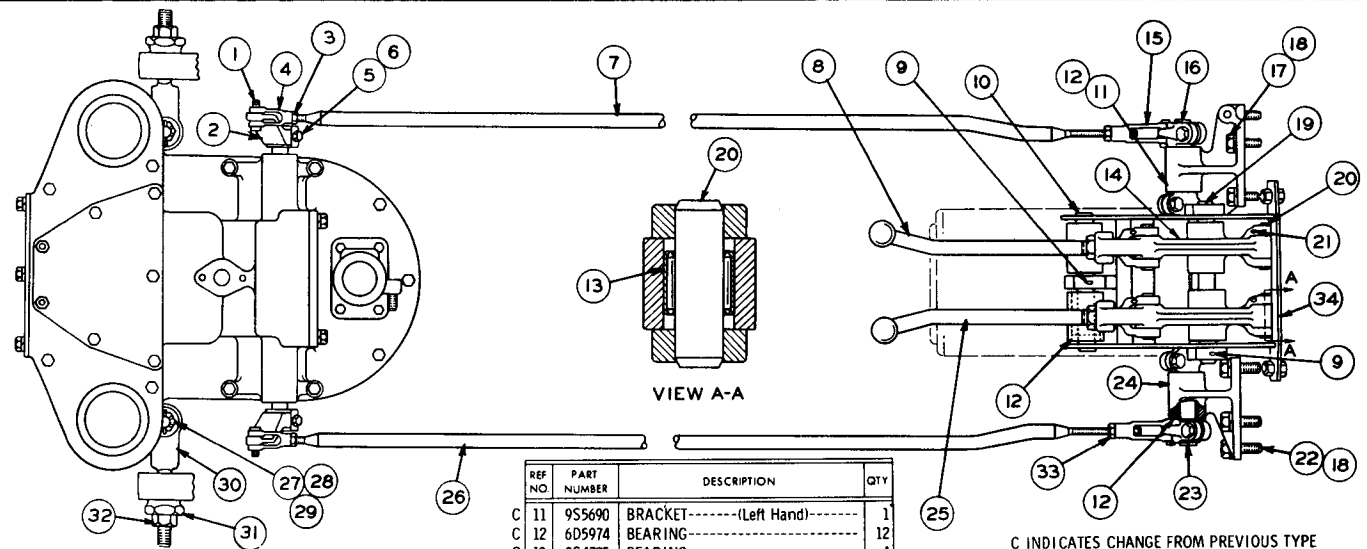
REF NO	PART NUMBER	DESCRIPTION	QTY
4	9F825	PLUG	1
5	L1124	GASKET	1
6	S1594	BOLT	4
7	3B4506	LOCKWASHER	8
8	3S8645	GASKET	1
9	3B8489	FITTING	2
10	3H2598	SCREW	2
11	1B4204	NUT	2
12	8H1172	TUBE ASSEM.	2
13	L925	SCREW	2
14	L1649	LOCK	2
15	2S2616	SCREW	2



REF NO	PART NUMBER	DESCRIPTION	QTY
16	5M3390	LOCK	4
17	8M4448	SEAL	4
18	7B8691	YOKE ASSEM.	2
	1A7657	BALL	2
	7B8690	INSERT— (1 each in 7B8691 Yoke Assem.)	2
19	L829	HANDLE	2
20	1D5118	NUT	2
21	8M6772	BAR	2
22	4B3673	BEARING	4
23	9M5884	BUMPER	2
24	2D2285	BOLT	2
25	1B2578	NUT	2
26	S509	BOLT	2
27	4B4278	WASHER	4
28	8M6595	LEVER	2
29	1B676	PIN	4
30	3B4615	COTTER PIN	4

REF NO	PART NUMBER	DESCRIPTION	QTY
31	9M3010	ROD	2
32	S1588	LEVER	2
33	3S7865	LEVER	2
34	1B8706	KEY	4
35	T924	BOLT	2
36	1B4203	NUT	2
37	3S7854	LEVER	2
38	1A2029	BOLT	2
39	3B8488	FITTING	2
40	3S7863	LEVER	2
41	2S2615	SCREW	2
42	7B8778	SHAFT	2
43	1B8719	KEY	2
44	7B8777	LEVER	2
45	S1584	BOLT	2
46	5B651	FITTING	2

ALWAYS GIVE SERIAL NUMBER WHEN ORDERING PARTS



REF NO	PART NUMBER	DESCRIPTION	QTY
1	18676	PIN	4
	384615	COTTER PIN	4
2	258384	LEVER	2
	188703	KEY	2
3	589079	NUT	2
4	1F5403	END	2
5	S1591	BOLT	2
	104717	NUT	2
7	357862	ROD (Left Hand)	1
8	8M6776	ROD (Left Hand)	1
9	384631	COTTER PIN	2
10	357431	SHAFT	1

REF NO	PART NUMBER	DESCRIPTION	QTY
C 11	9S5690	BRACKET (Left Hand)	1
C 12	6D5974	BEARING	12
C 13	9S4775	BEARING	4
C 14	8M6772	BAR	2
15	1A9252	END	2
16	3S7428	SHAFT (Left Hand)	1
17	S1595	BOLT	3
18	3B4508	LOCKWASHER	6
19	9M2979	SHAFT	1
20	1M1291	PIN	4
21	3B4621	COTTER PIN	4
22	S1585	BOLT	3
23	4S8063	SHAFT (Right Hand)	1
C 24	9S5689	BRACKET (Right Hand)	1
25	8M6775	ROD (Right Hand)	1
26	357861	ROD (Right Hand)	1
27	8B868	BOLT	2

C INDICATES CHANGE FROM PREVIOUS TYPE

REF NO	PART NUMBER	DESCRIPTION	QTY
28	3B6734	NUT	2
29	3B4617	COTTER PIN	2
30	9B1648	ROD	2
31	2B989	NUT	2
32	1B4206	NUT	2
33	1B4203	NUT	2
34	3S7869	SUPPORT ASSEM.	1
	9C2978	{ NUT	4
	1J4798	{ WASHER	2
	5B7793	{ LUG	2
(Parts of 3S7869 Assem.)			

127476

STEERING CLUTCH HYDRAULIC CONTROL (3S8201 N/S)—Top View  
 Serial No. 93J558 to 93J603 and 93J654—Up and 94J1284 to 94J1520 and 94J1618—Up



STEERING CLUTCH HYDRAULIC CONTROL (3S8201 N/S)—As Viewed from Right Hand Side of Machine  
 Serial No. 93J558 to 93J603 and 93J654—Up and 94J1284 to 94J1520 and 94J1618—Up  
 3S8181 Booster parts are shown on Page 63

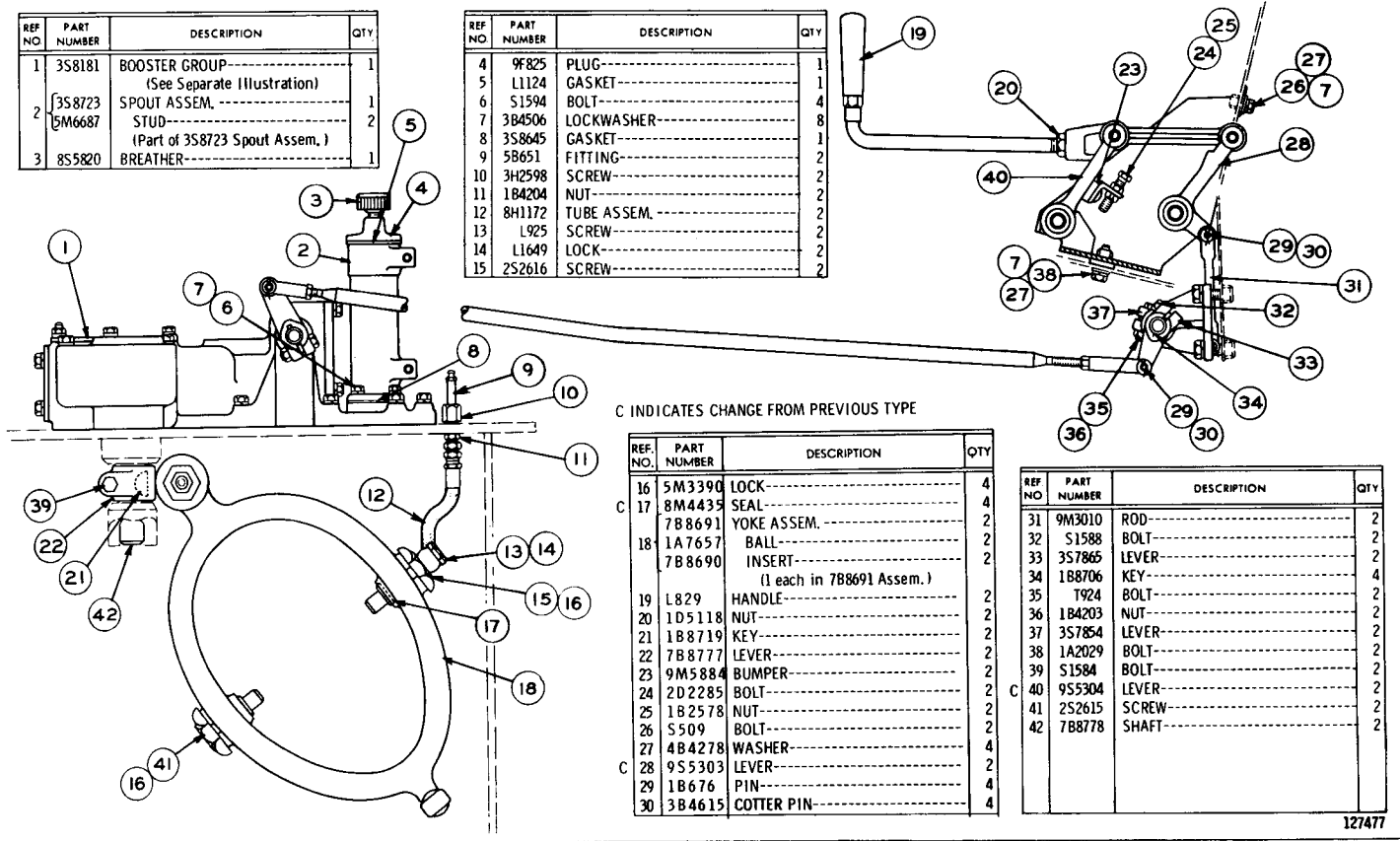
ONLY "CATERPILLAR" PARTS GIVE "CATERPILLAR" PERFORMANCE

CLUTCH, TRANSMISSION AND CHASSIS

65B

REF NO	PART NUMBER	DESCRIPTION	QTY
1	3S8181	BOOSTER GROUP— (See Separate Illustration)	1
2	3S8723 5M6687	SPOUT ASSEM.	2
		STUD— (Part of 3S8723 Spout Assem.)	2
3	8S5820	BREATHER—	1

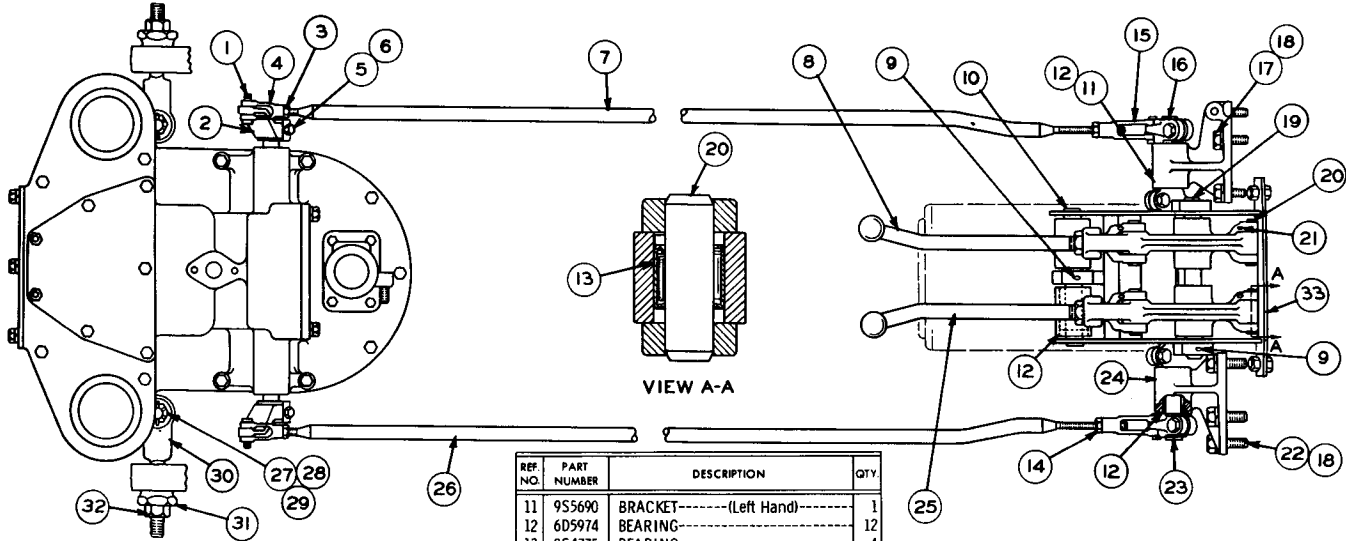
REF NO	PART NUMBER	DESCRIPTION	QTY
4	9F825	PLUG—	1
5	L1124	GASKET—	1
6	S1594	BOLT—	4
7	3B4506	LOCKWASHER—	8
8	3S8645	GASKET—	1
9	5B651	FITTING—	2
10	3H2598	SCREW—	2
11	1B4204	NUT—	2
12	8H1172	TUBE ASSEM.—	2
13	L925	SCREW—	2
14	L1649	LOCK—	2
15	2S2616	SCREW—	2



REF. NO.	PART NUMBER	DESCRIPTION	QTY
16	5M3390	LOCK—	4
17	8M4435	SEAL—	4
	7B8691	YOKE ASSEM.	2
18	1A7657	BALL—	2
	7B8690	INSERT— (1 each in 7B8691 Assem.)	2
19	L829	HANDLE—	2
20	1D5118	NUT—	2
21	1B8719	KEY—	2
22	7B8777	LEVER—	2
23	9M5884	BUMPER—	2
24	2D2285	BOLT—	2
25	1B2578	NUT—	2
26	S509	BOLT—	2
27	4B4278	WASHER—	4
28	9S5303	LEVER—	2
29	1B676	PIN—	4
30	3B4615	COTTER PIN—	4

REF NO	PART NUMBER	DESCRIPTION	QTY
31	9M3010	ROD—	2
32	S1588	BOLT—	2
33	3S7865	LEVER—	2
34	1B8706	KEY—	4
35	T924	BOLT—	2
36	1B4203	NUT—	2
37	3S7854	LEVER—	2
38	1A2029	BOLT—	2
39	S1584	BOLT—	2
40	9S5304	LEVER—	2
41	2S2615	SCREW—	2
42	7B8778	SHAFT—	2

127477



REF. NO.	PART NUMBER	DESCRIPTION	QTY.
1	1B676	PIN-----	4
	3B4615	COTTER PIN-----	4
2	2S8384	LEVER-----	2
	1B8703	KEY-----	2
3	5B9079	NUT-----	2
4	1F5403	END-----	2
5	S1591	BOLT-----	2
6	104717	NUT-----	2
7	3S7862	ROD----- (Left Hand)	1
8	8M6776	ROD----- (Left Hand)	1
9	3B4631	COTTER PIN-----	2
10	3S7431	SHAFT-----	1

REF. NO.	PART NUMBER	DESCRIPTION	QTY.
11	9S5690	BRACKET----- (Left Hand)	1
12	6D5974	BEARING-----	12
13	9S4775	BEARING-----	4
14	1B4203	NUT-----	2
15	1A9252	END-----	2
16	3S7428	SHAFT----- (Left Hand)	1
17	S1595	BOLT-----	3
18	3B4508	LOCKWASHER-----	6
19	9M2979	SHAFT-----	1
20	1M1291	PIN-----	4
21	3B4621	COTTER PIN-----	4
22	S1585	BOLT-----	3
23	4S8063	SHAFT----- (Right Hand)	1
24	9S5689	BRACKET----- (Right Hand)	1
25	8M6775	ROD----- (Right Hand)	1
26	3S7861	ROD----- (Right Hand)	1
27	8B868	BOLT-----	2

REF. NO.	PART NUMBER	DESCRIPTION	QTY.
28	3B6734	NUT-----	2
29	3B4617	COTTER PIN-----	2
30	9B1648	ROD-----	2
31	4H3651	NUT-----	2
32	1B4206	NUT-----	2
	3S7869	SUPPORT ASSEM.	1
33	9F2978	NUT-----	4
	1J4798	WASHER-----	2
	5B7793	LUC----- (Parts of 3S7869 Support Assem.)	2

129201

STEERING CLUTCH HYDRAULIC CONTROL (1P993 N/S)—Top View—Part 1  
 Serial No. 93J604 to 93J653 inclusive and 94J1521 to 94J1617 inclusive

STEERING CLUTCH HYDRAULIC CONTROL (1P993 N/S)—As Viewed from Right Hand Side of Machine—Part 2  
 Serial No. 93J604 to 93J653 inclusive and 94J1521 to 94J1617 inclusive  
 1P994 Booster parts are shown on Page 63B

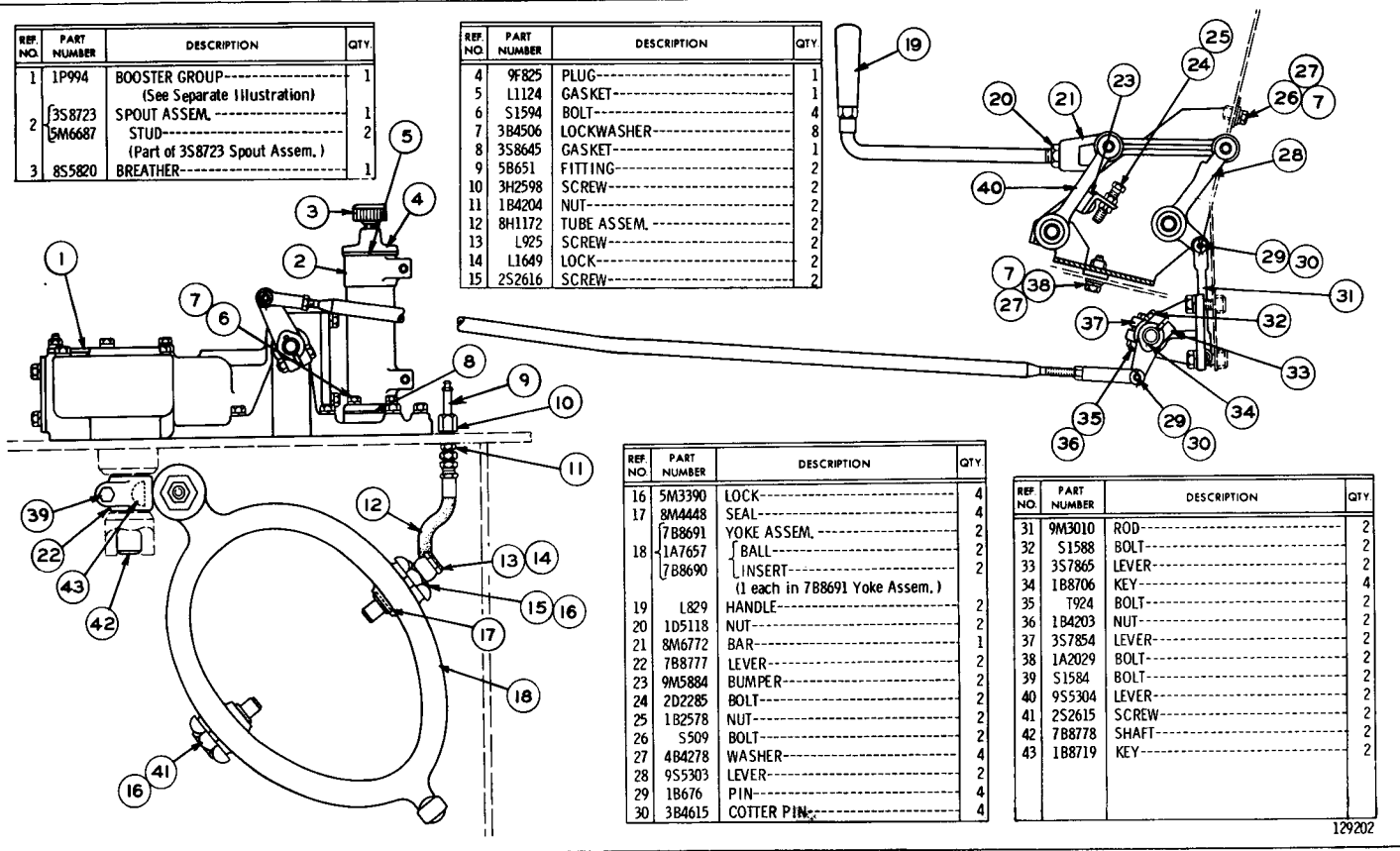
ONLY "CATERPILLAR" PARTS GIVE "CATERPILLAR" PERFORMANCE

CLUTCH, TRANSMISSION AND CHASSIS

65D

REF. NO.	PART NUMBER	DESCRIPTION	QTY.
1	1P994	BOOSTER GROUP (See Separate Illustration)	1
2	3S8723 5M6687	SPOUT ASSEM. STUD (Part of 3S8723 Spout Assem.)	2
3	8S5820	BREATHER	1

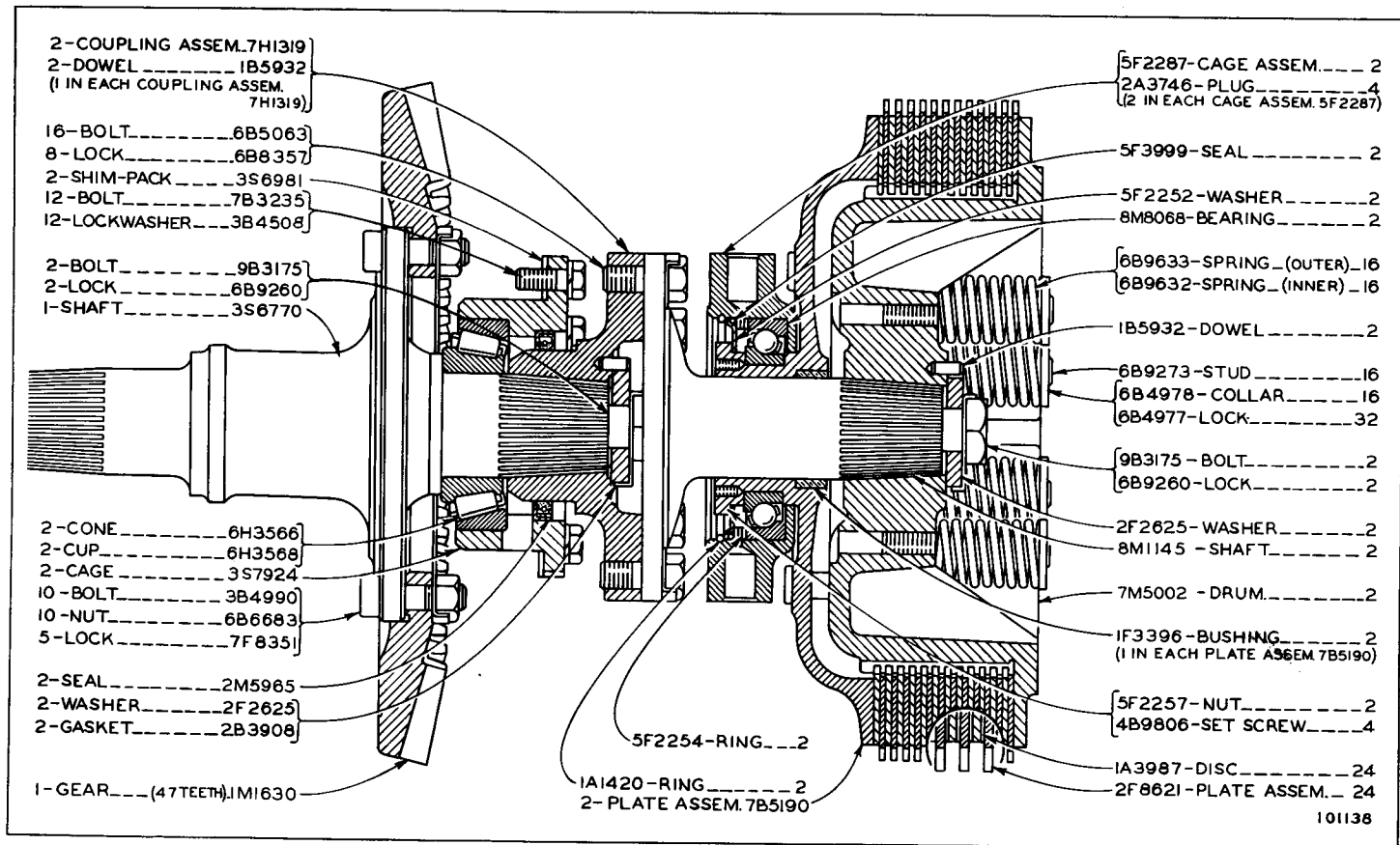
REF. NO.	PART NUMBER	DESCRIPTION	QTY.
4	9F825	PLUG	1
5	L1124	GASKET	1
6	S1594	BOLT	4
7	3B4506	LOCKWASHER	8
8	3S8645	GASKET	1
9	5B651	FITTING	2
10	3H2598	SCREW	2
11	1B4204	NUT	2
12	8H1172	TUBE ASSEM.	2
13	L925	SCREW	2
14	L1649	LOCK	2
15	2S2616	SCREW	2



REF. NO.	PART NUMBER	DESCRIPTION	QTY.
16	5M3390	LOCK	4
17	8M4448	SEAL	4
18	7B8691	YOKE ASSEM.	2
	1A7657	BALL	2
	7B8690	INSERT (1 each in 7B8691 Yoke Assem.)	2
19	L829	HANDLE	2
20	105118	NUT	2
21	8M6772	BAR	1
22	7B8777	LEVER	2
23	9M5884	BUMPER	2
24	2D2285	BOLT	2
25	1B2578	NUT	2
26	S509	BOLT	2
27	4B4278	WASHER	4
28	9S5303	LEVER	2
29	1B676	PIN	4
30	3B4615	COTTER PIN	4

REF. NO.	PART NUMBER	DESCRIPTION	QTY.
31	9M3010	ROD	2
32	S1588	BOLT	2
33	3S7865	LEVER	2
34	1B8706	KEY	4
35	T924	BOLT	2
36	1B4203	NUT	2
37	3S7854	LEVER	2
38	1A2029	BOLT	2
39	S1584	BOLT	2
40	9S5304	LEVER	2
41	2S2615	SCREW	2
42	7B8778	SHAFT	2
43	1B8719	KEY	2

129202

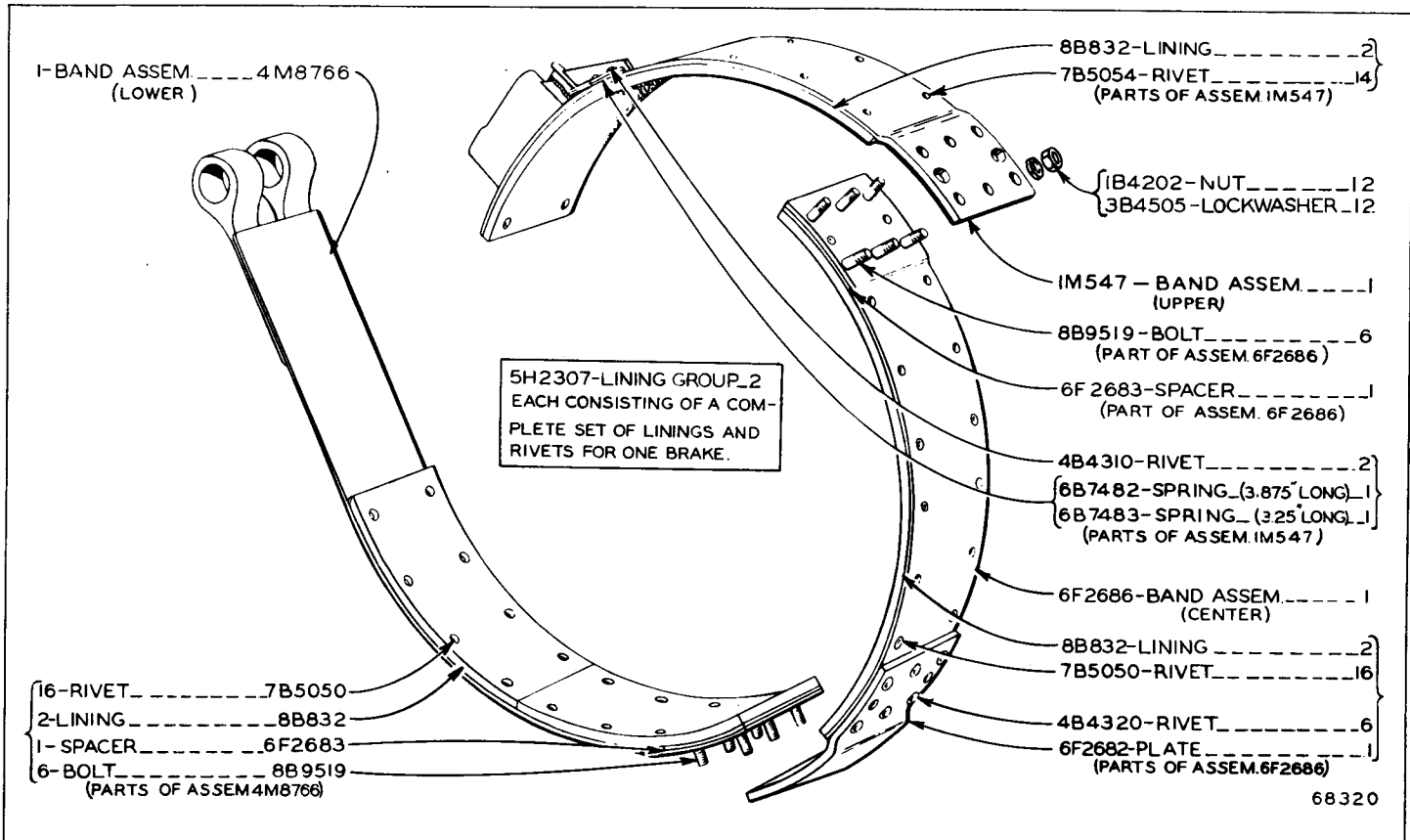


STEERING CLUTCH

Serial No. 93J1 to 93J335 inclusive and 94J1 to 94J345 inclusive

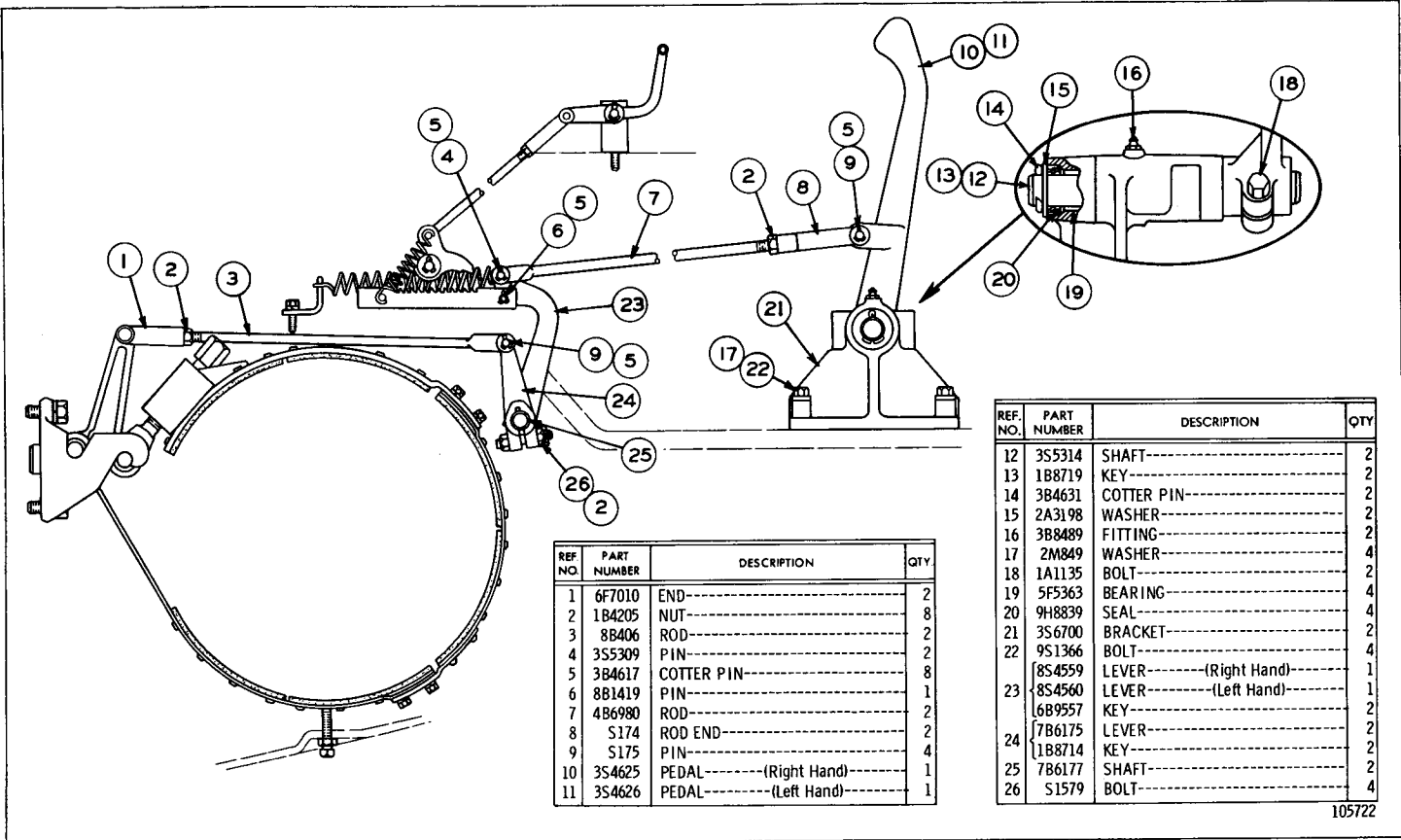


BRAKE BAND ASSEMBLIES  
PART OF BRAKES SHOWN ON PAGE 69



ONLY "CATERPILLAR" PARTS GIVE "CATERPILLAR" PERFORMANCE

CLUTCH, TRANSMISSION AND CHASSIS



REF NO.	PART NUMBER	DESCRIPTION	QTY
1	6F7010	END-----	2
2	1B4205	NUT-----	8
3	8B406	ROD-----	2
4	3S5309	PIN-----	2
5	3B4617	COTTER PIN-----	8
6	8B1419	PIN-----	1
7	4B6980	ROD-----	2
8	5174	ROD END-----	2
9	5175	PIN-----	4
10	3S4625	PEDAL----- (Right Hand)	1
11	3S4626	PEDAL----- (Left Hand)	1

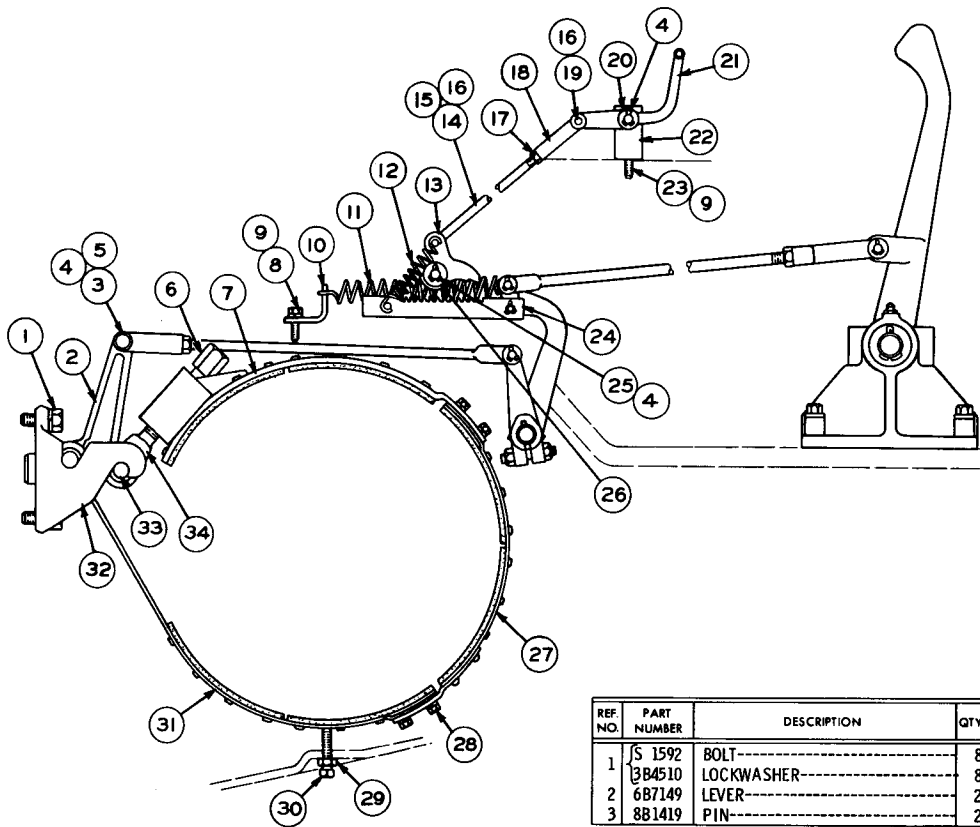
REF. NO.	PART NUMBER	DESCRIPTION	QTY
12	3S5314	SHAFT-----	2
13	1B8719	KEY-----	2
14	3B4631	COTTER PIN-----	2
15	2A3198	WASHER-----	2
16	3B8489	FITTING-----	2
17	2M849	WASHER-----	4
18	1A1135	BOLT-----	2
19	5F5363	BEARING-----	4
20	9H8839	SEAL-----	4
21	3S6700	BRACKET-----	2
22	9S1366	BOLT-----	4
	8S4559	LEVER----- (Right Hand)	1
23	8S4560	LEVER----- (Left Hand)	1
	6B9557	KEY-----	2
24	7B6175	LEVER-----	2
	1B8714	KEY-----	2
	7B6177	SHAFT-----	2
25	7B6177	SHAFT-----	2
26	S1579	BOLT-----	4

105722

BRAKES (3S8202 N/S)—Part 1  
 Serial No. 93J1 to 93J557 inclusive and 94J1 to 94J1283 inclusive

BRAKES (3S8202 N/S)—Part 2  
 Serial No. 93J1 to 93J557 inclusive and 94J1 to 94J1283 inclusive  
 Brake Band parts are shown on Page 67

ONLY "CATERPILLAR" PARTS GIVE "CATERPILLAR" PERFORMANCE



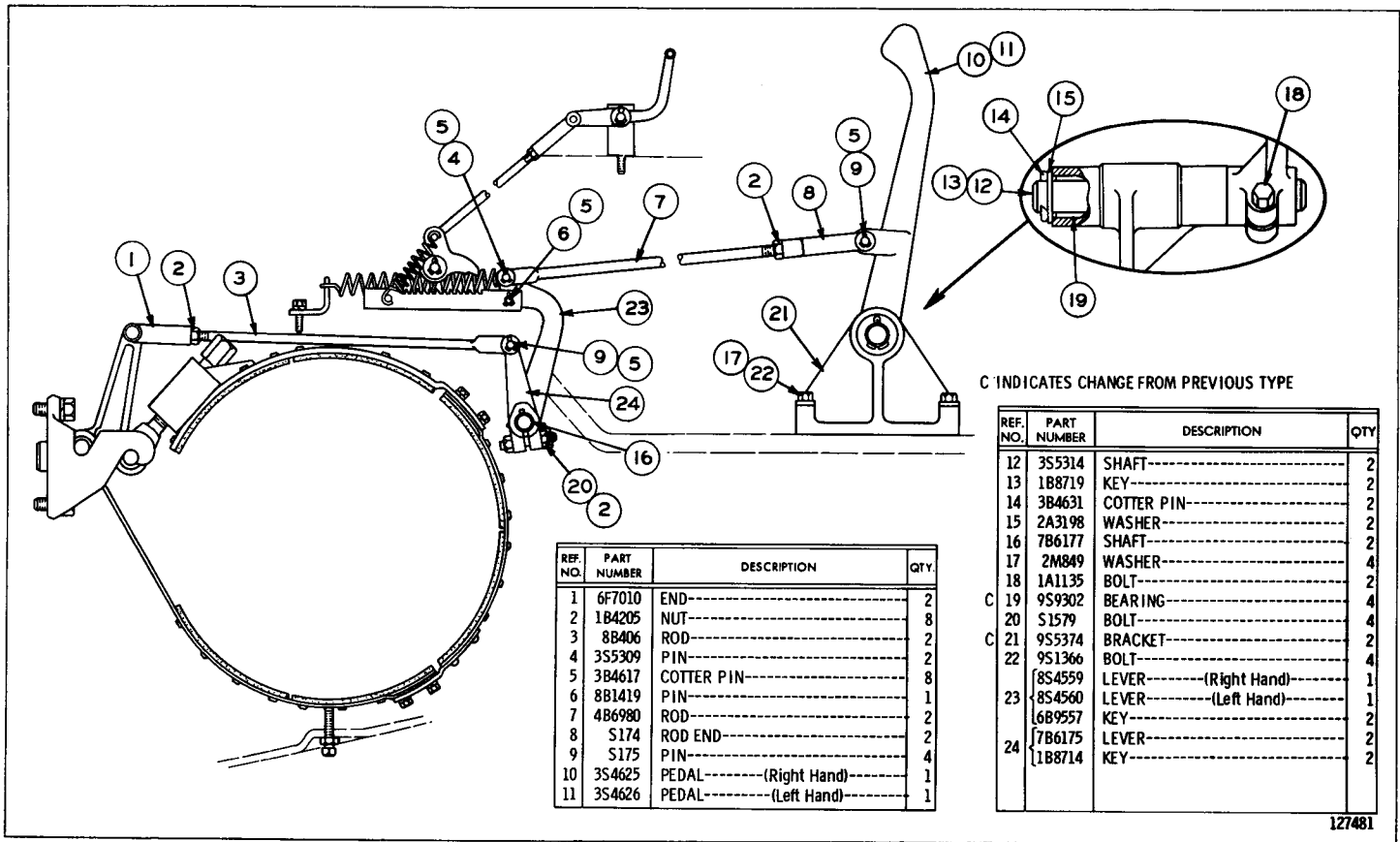
REF. NO.	PART NUMBER	DESCRIPTION	QTY.
1	S 1592	BOLT-----	8
	3B4510	LOCKWASHER-----	8
2	6B7149	LEVER-----	2
3	8B1419	PIN-----	2

REF. NO.	PART NUMBER	DESCRIPTION	QTY.
4	3B4617	COTTER PIN-----	4
5	L 1365	WASHER-----	2
6	8H9379	NUT-----	2
7	1M547	BAND ASSEM.----- (Upper) (See Separate Illustration)	2
8	S 1588	BOLT-----	2
9	3B4506	LOCKWASHER-----	4
10	3S5310	BRACKET-----	2
11	4B6493	SPRING-----	2
12	1S6889	SPRING-----	1
13	8M7173	PAWL-----	1
14	7S8025	ROD-----	1
15	4B4278	WASHER-----	1
16	3B4615	COTTER PIN-----	2
17	1B4203	NUT-----	1
18	1A9252	ROD END-----	1
19	1J4384	PIN-----	1
20	T 883	WASHER-----	1
21	7S8026	LEVER-----	1
22	5S9774	BRACKET ASSEM.-----	1
23	S 1594	BOLT-----	2
24	3S5300	RATCHET ASSEM.-----	1
25	9M6020	PIN-----	1
26	4B4281	WASHER-----	1
27	6F2686	BAND ASSEM.----- (Center) (See Separate Illustration)	2
28	1B4202	NUT-----	12
	3B4505	LOCKWASHER-----	12
29	1D5117	NUT-----	2
30	4B3613	SET SCREW-----	2
31	4M8766	BAND ASSEM.----- (See Separate Illustration)	2
32	6B7155	ANCHOR-----	2
	6B7144	PIN-----	4
33	L 88407	WASHER-----	4
34	6B7178	FORK-----	2

107539

CLUTCH, TRANSMISSION AND CHASSIS





C INDICATES CHANGE FROM PREVIOUS TYPE

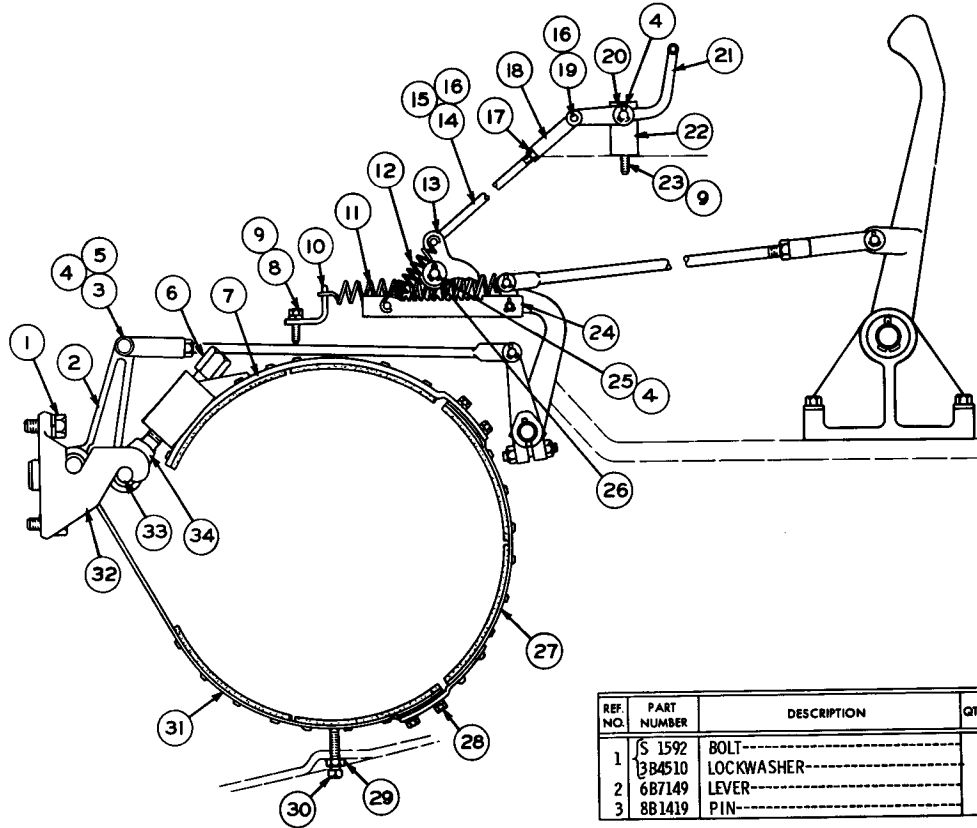
REF. NO.	PART NUMBER	DESCRIPTION	QTY.
1	6F7010	END-----	2
2	1B4205	NUT-----	8
3	8B406	ROD-----	2
4	3S5309	PIN-----	2
5	3B4617	COTTER PIN-----	8
6	8B1419	PIN-----	1
7	4B6980	ROD-----	2
8	S174	ROD END-----	2
9	S175	PIN-----	4
10	3S4625	PEDAL----- (Right Hand)	1
11	3S4626	PEDAL----- (Left Hand)	1

REF. NO.	PART NUMBER	DESCRIPTION	QTY.
12	3S5314	SHAFT-----	2
13	1B8719	KEY-----	2
14	3B4631	COTTER PIN-----	2
15	2A3198	WASHER-----	2
16	7B6177	SHAFT-----	2
17	2M849	WASHER-----	4
18	1A1135	BOLT-----	2
C 19	9S9302	BEARING-----	4
20	S1579	BOLT-----	4
C 21	9S5374	BRACKET-----	2
22	9S1366	BOLT-----	4
	8S4559	LEVER----- (Right Hand)	1
23	8S4560	LEVER----- (Left Hand)	1
	6B9557	KEY-----	2
24	7B6175	LEVER-----	2
	1B8714	KEY-----	2

127481

BRAKES (3S8202 N/S)—Part 1  
Effective with Serial No. 93J558—Up and 94J1284—Up

**BRAKES (3S8202 N/S)—Part 2**  
 Effective with Serial No. 93J558—Up and 94J1284—Up  
 Brake Band parts are shown on Page 67

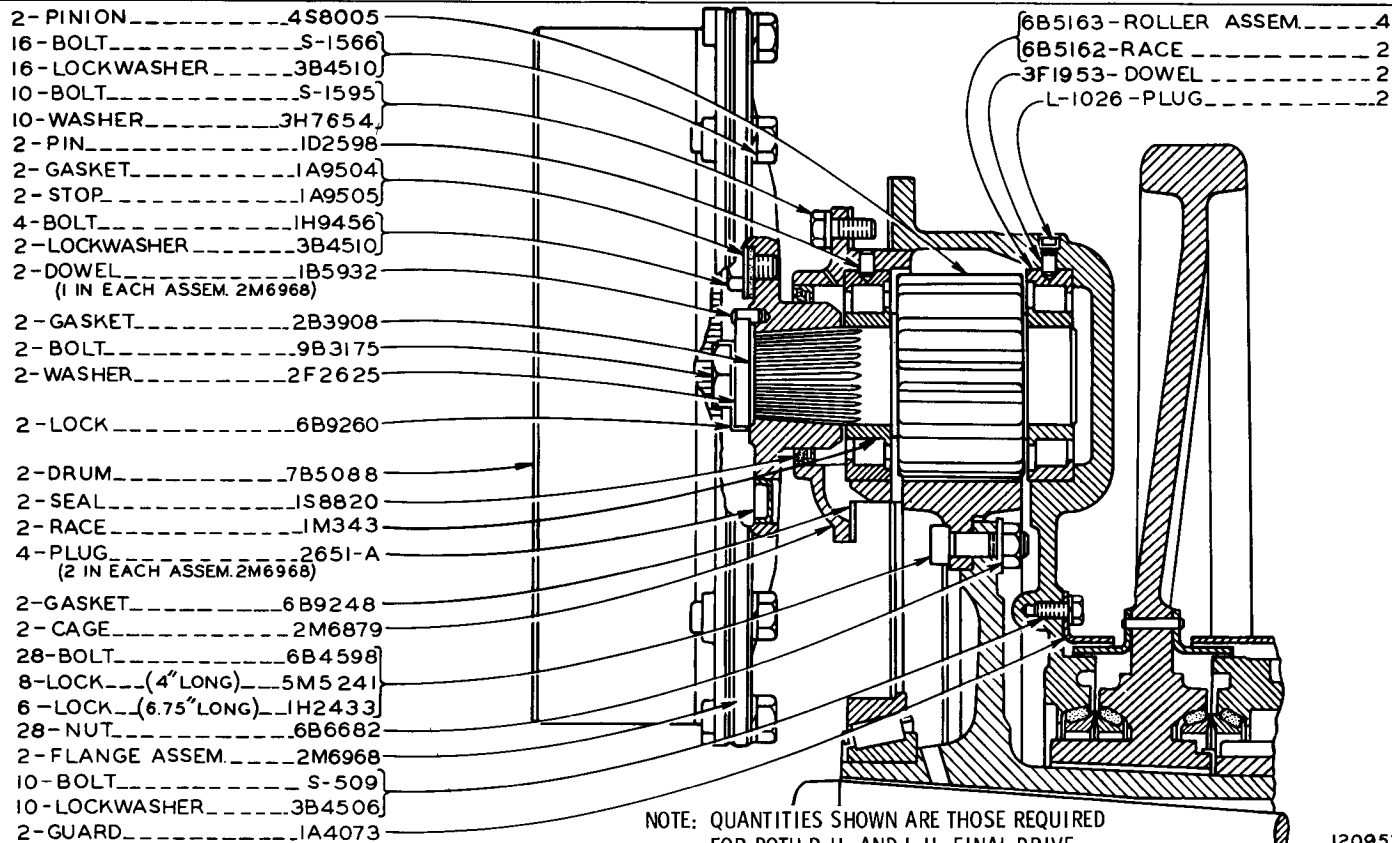


REF. NO.	PART NUMBER	DESCRIPTION	QTY.
4	3B4617	COTTER PIN-----	4
5	L 1365	WASHER-----	2
6	8H9379	NUT-----	2
7	1M547	BAND ASSEM.-----(Upper) (See Separate Illustration)	2
8	S 1588	BOLT-----	2
9	3B4506	LOCKWASHER-----	4
10	3S5310	BRACKET-----	2
11	4B6493	SPRING-----	2
12	1S6889	SPRING-----	1
13	8M7173	PAWL-----	1
14	7S8025	ROD-----	1
15	4B4278	WASHER-----	1
16	3B4615	COTTER PIN-----	2
17	1B4203	NUT-----	1
18	1A9252	ROD END-----	1
19	1J4384	PIN-----	1
20	T 883	WASHER-----	1
21	7S8026	LEVER-----	1
22	5S9774	BRACKET ASSEM.-----	1
23	S 1594	BOLT-----	2
24	3S5300	RATCHET ASSEM.-----	1
25	9M6020	PIN-----	1
26	4B4281	WASHER-----	1
27	6F2686	BAND ASSEM.-----(Center) (See Separate Illustration)	2
28	1B4202	NUT-----	12
28	3B4505	LOCKWASHER-----	12
29	1D5117	NUT-----	2
30	4B3613	SET SCREW-----	2
31	4M8766	BAND ASSEM.----- (See Separate Illustration)	2
32	6B7155	ANCHOR-----	2
33	6B7144	PIN-----	4
33	8B407	WASHER-----	4
34	6B7178	FORK-----	2

REF. NO.	PART NUMBER	DESCRIPTION	QTY.
1	S 1592	BOLT-----	8
2	3B4510	LOCKWASHER-----	8
2	6B7149	LEVER-----	2
3	8B1419	PIN-----	2

ONLY "CATERPILLAR" PARTS GIVE "CATERPILLAR" PERFORMANCE

CLUTCH, TRANSMISSION AND CHASSIS

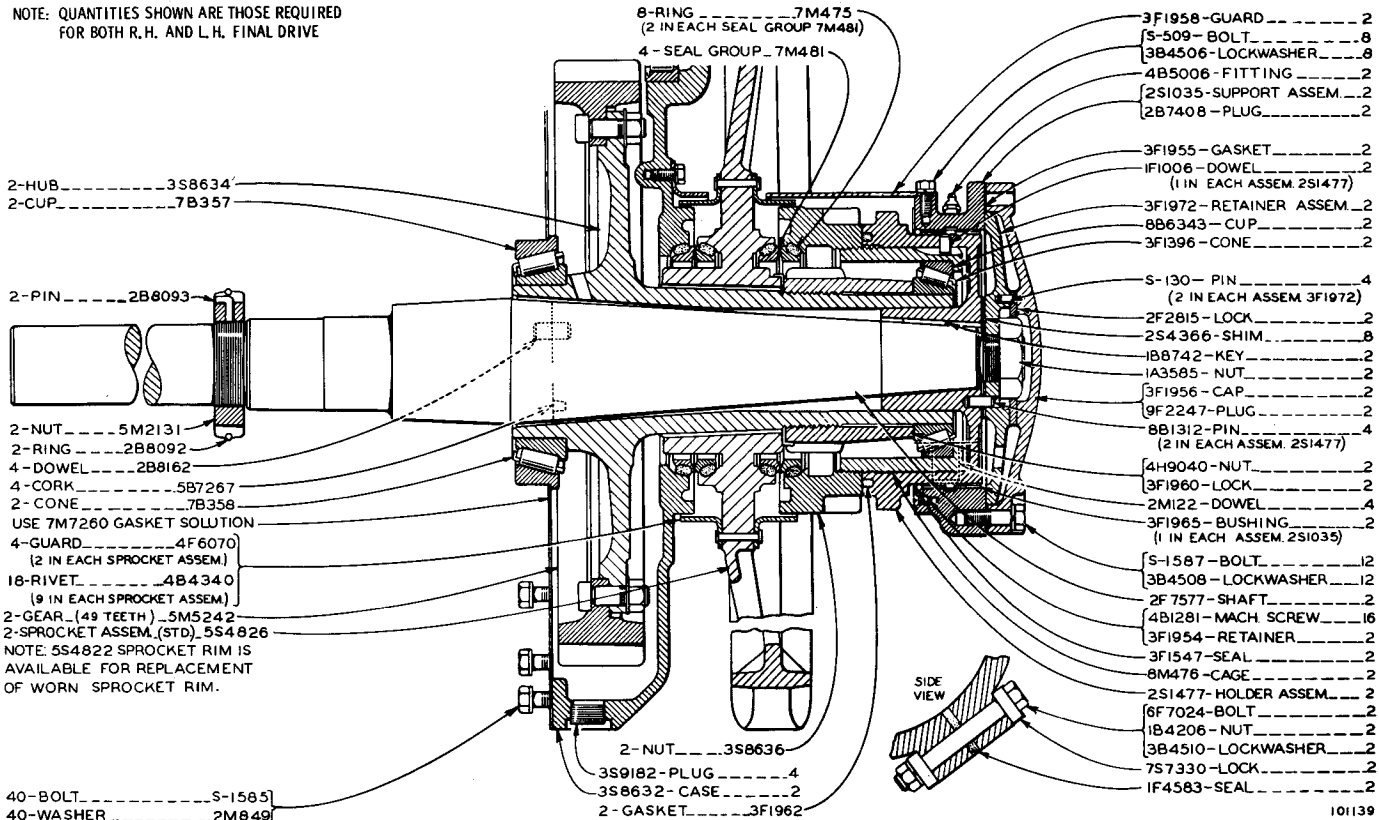


120953

FINAL DRIVE—Upper Half  
Serial No. 93J1 to 93J376 inclusive

### FINAL DRIVE—Lower Half Serial No. 93J1 to 93J376 inclusive

NOTE: QUANTITIES SHOWN ARE THOSE REQUIRED FOR BOTH R.H. AND L.H. FINAL DRIVE



- 2 - PINION.....4S8005
- 16 - BOLT.....S 1566
- 16 - LOCKWASHER.....3B4510
- 10 - BOLT.....S 1595
- 10 - WASHER.....3H7654
- 2 - PIN.....1D2598
- 2 - GASKET.....1A9504
- 2 - STOP.....1A9505
- 4 - BOLT.....1H9456
- 2 - LOCKWASHER.....3B4510
- 2 - DOWEL.....1B5932  
(1 IN EACH ASSEM. 2M6968)
- 2 - GASKET.....2B3908
- 2 - BOLT.....9B3175
- 2 - WASHER.....2F2625
- 2 - LOCK.....6B9260
- 2 - DRUM.....7B5088
- 2 - SEAL.....1S8820
- 2 - RACE.....1M343
- 4 - PLUG.....9S1343  
(2 IN EACH ASSEM. 2M6968)
- 2 - GASKET.....6B9248
- 2 - CAGE.....9S3321
- 28 - BOLT.....6B4598
- 8 - LOCK.....(4" LONG).....5M5241
- 6 - LOCK.....(6.75" LONG).....1H2433
- 28 - NUT.....6B6682
- 2 - FLANGE ASSEM.....2M6968
- 10 - BOLT.....S 509
- 10 - LOCKWASHER.....3B4506
- 2 - GUARD.....1A4073

- 6B5163 - ROLLER ASSEM.....4
- 2P2810 - RACE.....2
- 3F1953 - DOWEL.....2
- L 1026 - PLUG.....2

NOTE: QUANTITIES SHOWN ARE THOSE REQUIRED FOR BOTH R. H. AND L. H. FINAL DRIVE

135615

FINAL DRIVE (3S8700 N/S)—Upper Half  
Effective with Serial No. 93J377

ONLY "CATERPILLAR" PARTS GIVE "CATERPILLAR" PERFORMANCE

### FINAL DRIVE (3S8700 N/S)—Lower Half Effective with Serial No. 93J377

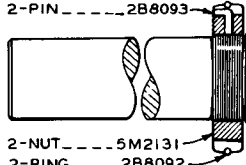
NOTE: QUANTITIES SHOWN ARE THOSE REQUIRED FOR BOTH R. H. AND L. H. FINAL DRIVE

- C(9)-RIVET-----4B4340
- C(2)-GUARD-----4F6070  
(Parts of 5S726 Assem.)

- 2-HUB-----3S8634
- 2-CUP-----7B357

C INDICATES CHANGE FROM PREVIOUS TYPE

- 2-PIN-----2B8093



- 2-NUT-----5M2131
- 2-RING-----2B8092
- 4-DOWEL-----2B8162
- 4-CORK-----5B7267
- 2-CONE-----7B358

USE 7M7260 GASKET SOLUTION

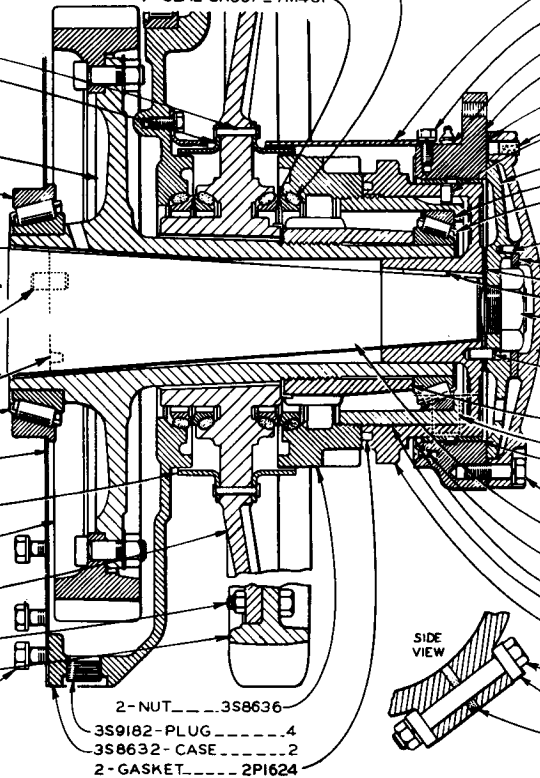
- 4-GUARD-----4F6070  
(2 IN EACH SPROCKET ASSEM.)
- 18-RIVET-----4B4340  
(9 IN EACH SPROCKET ASSEM.)
- 2-GEAR [49 TEETH]-----5M5242
- 2-SPROCKET GROUP-----5S727

Each consisting of:

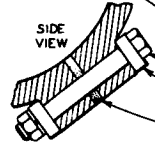
- C(1)-HUB ASSEM.-----5S726
- C(27)-BOLT-----3S8182
- C(27)-NUT-----7H3607
- C(1)-SEGMENT GROUP  
(9 Segments)-----5S836

- 40-BOLT-----S 1585]
- 40-WASHER-----2M849]

- 8-RING-----7M475  
(2 IN EACH SEAL GROUP 7M481)
- 4-SEAL GROUP\_7M481



- 2-NUT-----3S8636
- 3S9182-PLUG-----4
- 3S8632-CASE-----2
- 2-GASKET-----2PI624

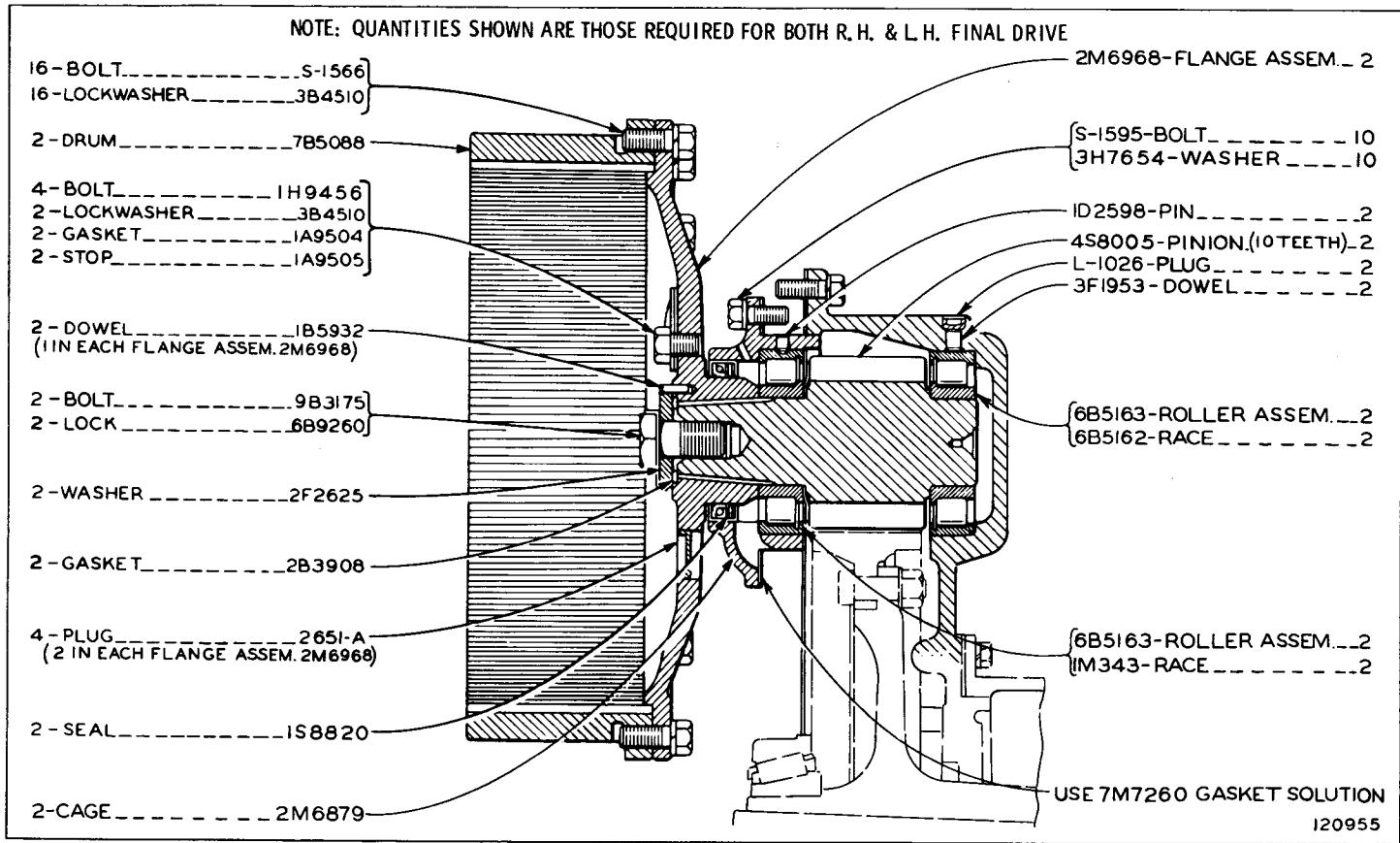


SIDE VIEW

- 3FI958-GUARD-----2
- S 509-BOLT-----8
- 3B4506-LOCKWASHER-----8
- 3B8491-FITTING-----2
- 7S7625-SUPPORT ASSEM.---2
- 2B7408-PLUG-----2
- 3FI955-GASKET-----2
- 2B7557-CORK-----2 C
- IF1006-DOWEL-----2  
(1 IN EACH ASSEM. 2S1477)
- 3FI972-RETAINER ASSEM.---2
- 8B6343-CUP-----2
- 3FI396-CONE-----2
- S 130-PIN-----4  
(2 IN EACH ASSEM. 3FI972)
- 2F2815-LOCK-----2
- 2S4366-SHIM-----8
- 1B8742-KEY-----2
- 1A3585-NUT-----2
- 3FI956-CAP-----2
- 9F2247-PLUG-----2
- 8B1312-PIN-----4  
(2 IN EACH ASSEM. 2S1477)
- 4H9040-NUT-----2
- 3FI960-LOCK-----2
- 2M122-DOWEL-----4
- 3FI965-BEARING-----2  
(1 in each 7S7625 Assem.)
- S 1587-BOLT-----12
- 3B4508-LOCKWASHER-----12
- 2F 7577-SHAFT-----2
- 4B1281-SCREW-----16
- 3FI954-RETAINER-----2
- 9M5994-SEAL-----2
- 8M476-CAGE-----2
- 2S1477-HOLDER ASSEM.---2
- 6F7024-BOLT-----2
- 1B4206-NUT-----2
- 3B4510-LOCKWASHER-----2
- 7S7930-LOCK-----2
- IF4583-SEAL-----2

135616

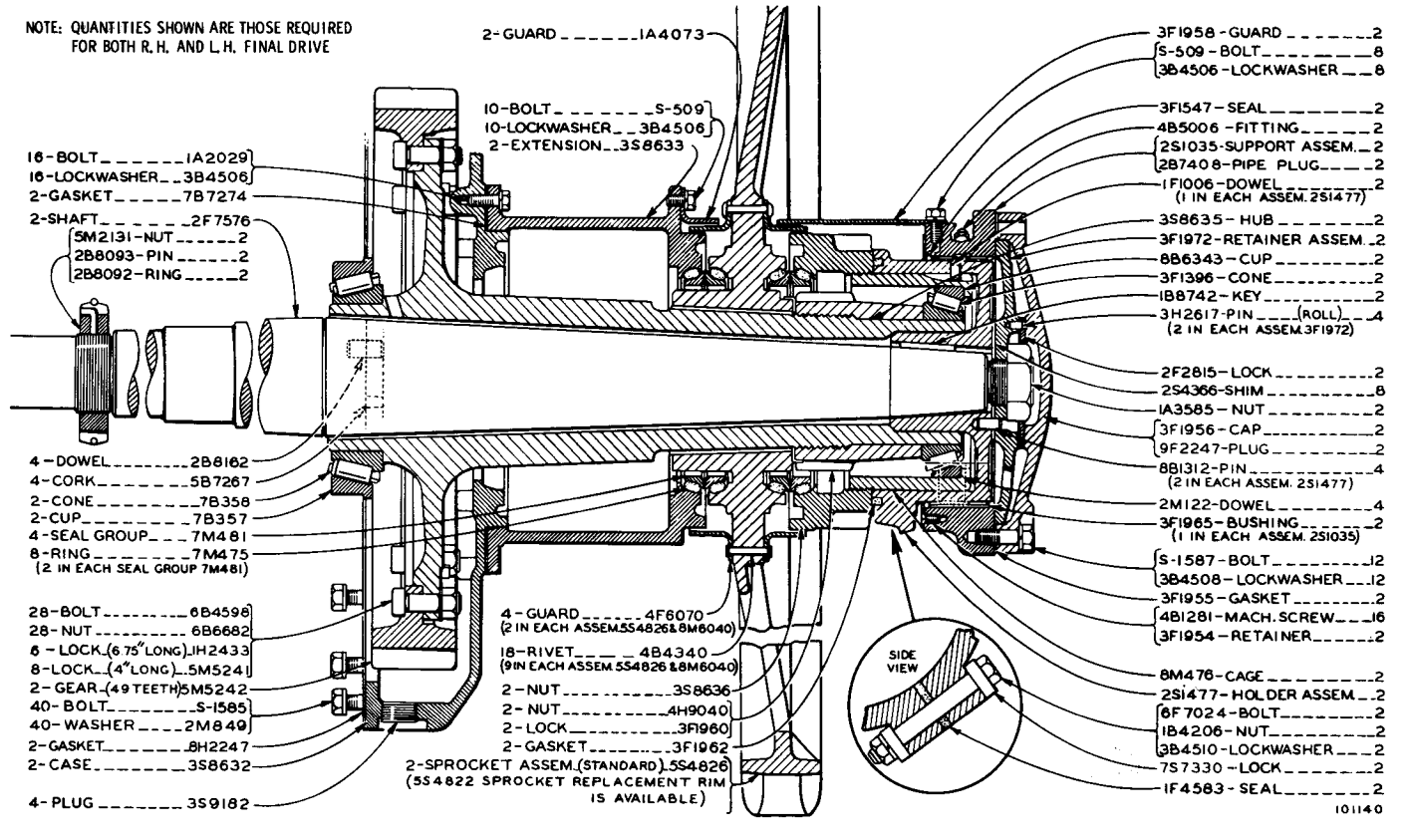
CLUTCH, TRANSMISSION AND CHASSIS



FINAL DRIVE—Upper Half  
 Serial No. 94J1 to 94J408 inclusive  
 Refer also to Page 126A for special parts

FINAL DRIVE—Lower Half  
Serial No. 94J1 to 94J408 inclusive

NOTE: QUANTITIES SHOWN ARE THOSE REQUIRED FOR BOTH R. H. AND L. H. FINAL DRIVE



101140

ONLY "CATERPILLAR" PARTS GIVE "CATERPILLAR" PERFORMANCE

CLUTCH, TRANSMISSION AND CHASSIS

72A



NOTE: QUANTITIES SHOWN ARE THOSE REQUIRED FOR BOTH R. H. &amp; L. H. FINAL DRIVE

16 - BOLT ..... S 1566  
16 - LOCKWASHER ..... 3B4510

2 - DRUM ..... 7B5088

4 - BOLT ..... 1H9456  
2 - LOCKWASHER ..... 3B4510  
2 - GASKET ..... 1A9504  
2 - STOP ..... 1A95052 - DOWEL ..... 1B5932  
(1 IN EACH FLANGE ASSEM. 2M6968)2 - BOLT ..... 9B3175  
2 - LOCK ..... 6B9260

2 - WASHER ..... 2F2625

2 - GASKET ..... 2B3908

4 - PLUG ..... 9S1343  
(2 IN EACH FLANGE ASSEM. 2M6968)

2 - SEAL ..... 1S8820

2 - CAGE ..... 9S3321

2M6968-FLANGE ASSEM. ... 2

S 1595-BOLT ..... 10  
3H7654-WASHER ..... 10

ID2598-PIN ..... 2

4S8005-PINION (10 TEETH) ... 2

L 1026-PLUG ..... 2

3F1953-DOWEL ..... 2

6B5163-ROLLER ASSEM. ... 2

2P2810-RACE ..... 2

6B5163-ROLLER ASSEM. ... 2

1M343-RACE ..... 2

USE 7M7260 GASKET SOLUTION

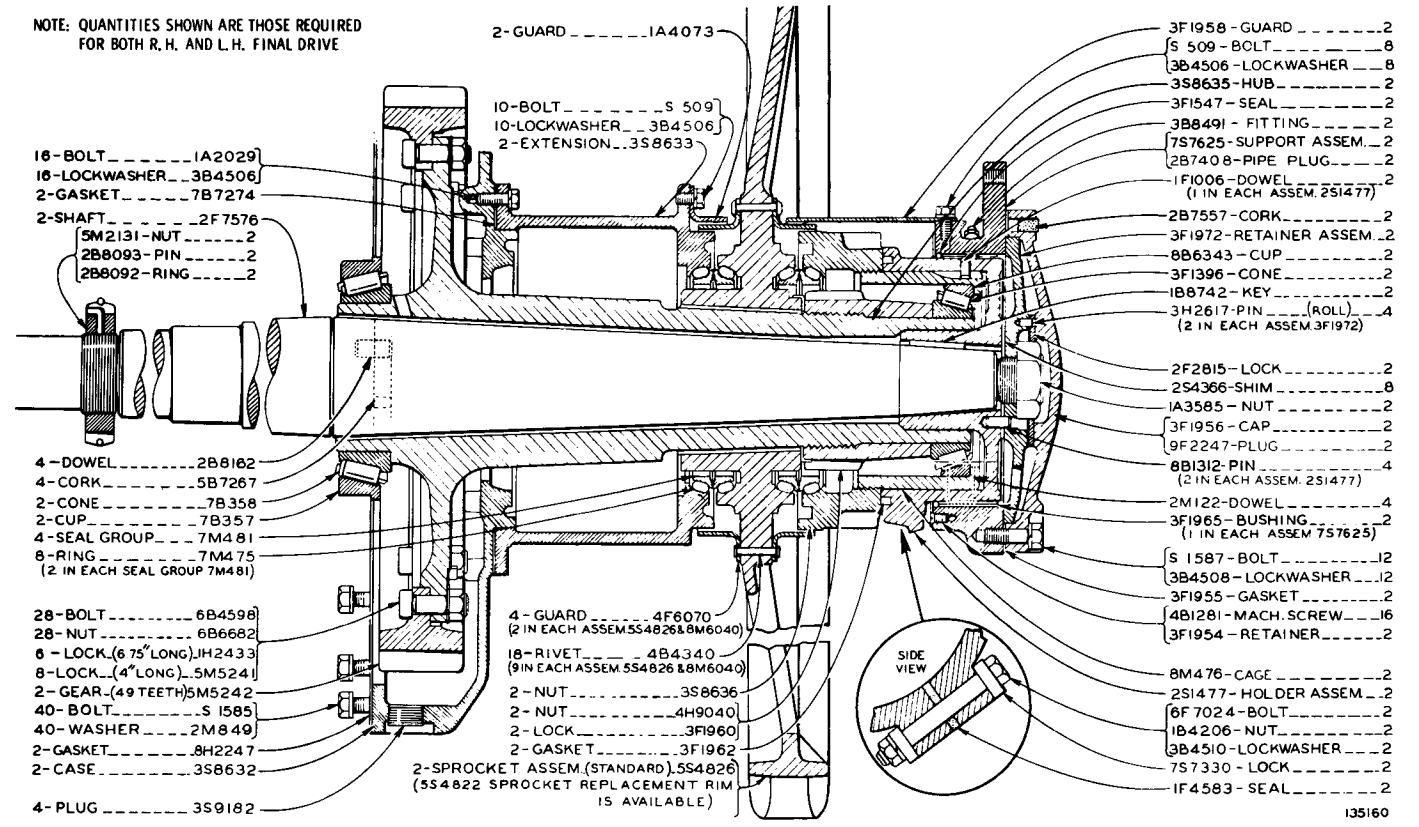
135617

FINAL DRIVE (3S8701 N/S)—Upper Half  
Serial No. 94J409 to 94J676 inclusive  
Refer also to Page 126A for special parts

ONLY "CATERPILLAR" PARTS GIVE "CATERPILLAR" PERFORMANCE

**FINAL DRIVE (3S8701 N/S)—Lower Half**  
 Serial No. 94J409 to 94J676 inclusive

NOTE: QUANTITIES SHOWN ARE THOSE REQUIRED FOR BOTH R. H. AND L. H. FINAL DRIVE



- 16-BOLT ..... 1A2029
- 16-LOCKWASHER ..... 3B4506
- 2-GASKET ..... 7B7274
- 2-SHAFT ..... 2F7576
- 5M2131-NUT ..... 2
- 2B8093-PIN ..... 2
- 2B8092-RING ..... 2

- 2-GUARD ..... 1A4073
- 10-BOLT ..... S 509
- 10-LOCKWASHER ..... 3B4506
- 2-EXTENSION ..... 3S8633

- 4-DOWEL ..... 2B8162
- 4-CORK ..... 5B7267
- 2-CONE ..... 7B358
- 2-CUP ..... 7B357
- 4-SEAL GROUP ..... 7M481
- 8-RING ..... 7M475  
(2 IN EACH SEAL GROUP 7M481)

- 28-BOLT ..... 6B4598
- 28-NUT ..... 6B6682
- 6-LOCK (6.75" LONG) ..... 1H2433
- 8-LOCK (4" LONG) ..... 5M5241
- 2-GEAR (49 TEETH) ..... 5M5242
- 40-BOLT ..... S 1585
- 40-WASHER ..... 2M849
- 2-GASKET ..... 8H2247
- 2-CASE ..... 3S8632
- 4-PLUG ..... 3S9182

- 4-GUARD ..... 4F6070  
(2 IN EACH ASSEM. 554826 & 8M6040)
- 18-RIVET ..... 4B4340  
(9 IN EACH ASSEM. 554826 & 8M6040)
- 2-NUT ..... 3S8636
- 2-NUT ..... 4H9040
- 2-LOCK ..... 3F1960
- 2-GASKET ..... 3F1962

2-SPROCKET ASSEM. (STANDARD) 554826  
 (554822 SPROCKET REPLACEMENT RIM IS AVAILABLE)

- 3F1958-GUARD ..... 2
- S 509-BOLT ..... 8
- 3B4506-LOCKWASHER ..... 8
- 3S8635-HUB ..... 2
- 3F1547-SEAL ..... 2
- 3B8491-FITTING ..... 2
- 7S7625-SUPPORT ASSEM. .... 2
- 2B7408-PIPE PLUG ..... 2
- 1F1006-DOWEL ..... 2  
(1 IN EACH ASSEM. 2S1477)
- 2B7557-CORK ..... 2
- 3F1972-RETAINER ASSEM. .... 2
- 8B6343-CUP ..... 2
- 3F1396-CONE ..... 2
- 1B8742-KEY ..... 2
- 3H2617-PIN (ROLL) ..... 4  
(2 IN EACH ASSEM. 3F1972)
- 2F2815-LOCK ..... 2
- 2S4366-SHIM ..... 8
- 1A3585-NUT ..... 2
- 3F1956-CAP ..... 2
- 9F2247-PLUG ..... 2
- 8B1312-PIN ..... 4  
(2 IN EACH ASSEM. 2S1477)
- 2M122-DOWEL ..... 4
- 3F1965-BUSHING ..... 2  
(1 IN EACH ASSEM. 7S7625)
- S 1587-BOLT ..... 12
- 3B4508-LOCKWASHER ..... 12
- 3F1955-GASKET ..... 2
- 4B1281-MACH. SCREW ..... 16
- 3F1954-RETAINER ..... 2

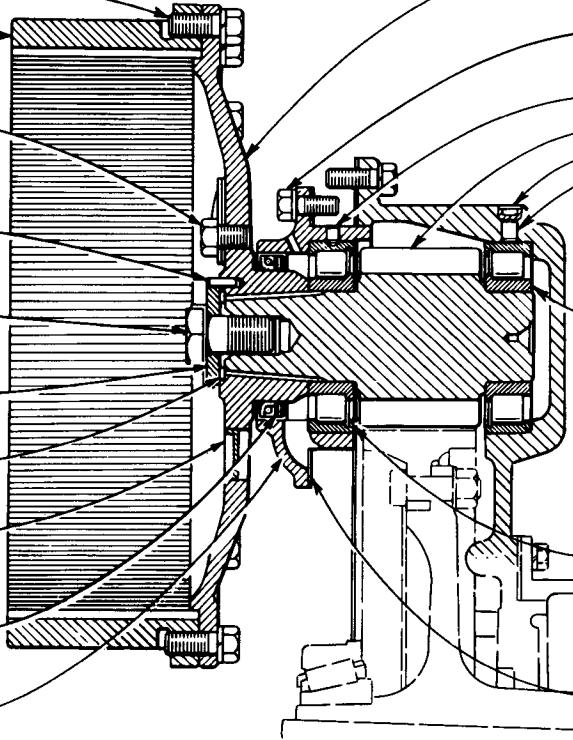
- 8M476-CAGE ..... 2
- 2S1477-HOLDER ASSEM. .... 2
- 6F7024-BOLT ..... 2
- 1B4206-NUT ..... 2
- 3B4510-LOCKWASHER ..... 2
- 7S7330-LOCK ..... 2
- 1F4583-SEAL ..... 2

135160

CLUTCH, TRANSMISSION AND CHASSIS 72C

NOTE: QUANTITIES SHOWN ARE THOSE REQUIRED FOR BOTH R. H. & L. H. FINAL DRIVE

- 16-BOLT.....S 1566
- 16-LOCKWASHER.....3B4510
- 2-DRUM.....7B5088
- 4-BOLT.....1H9456
- 2-LOCKWASHER.....3B4510
- 2-GASKET.....1A9504
- 2-STOP.....1A9505
- 2-DOWEL.....1B5932  
(1 IN EACH FLANGE ASSEM. 2M6968)
- 2-BOLT.....9B3175
- 2-LOCK.....6B9260
- 2-WASHER.....2F2625
- 2-GASKET.....2B3908
- 4-PLUG.....9S1343  
(2 IN EACH FLANGE ASSEM. 2M6968)
- 2-SEAL.....1S8820
- 2-CAGE.....9S3321



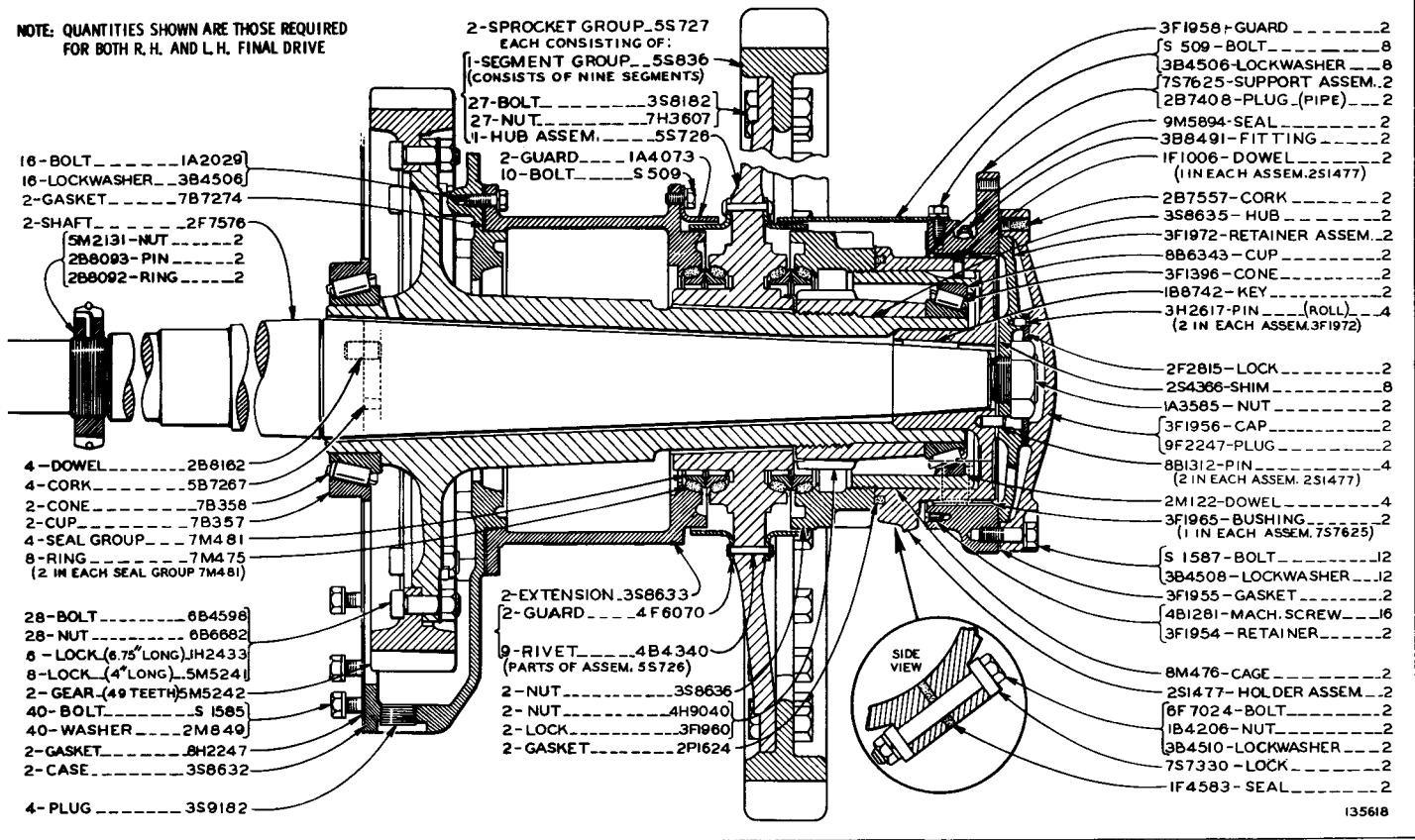
- 2M6968-FLANGE ASSEM... 2
- S 1595-BOLT.....10
- 3H7654-WASHER.....10
- ID2598-PIN.....2
- 4S8005-PINION.(10 TEETH)...2
- L 1026-PLUG.....2
- 3F1953-DOWEL.....2
- 6B5163-ROLLER ASSEM...2
- 2P2810-RACE.....2
- 6B5163-ROLLER ASSEM...2
- 1M343-RACE.....2
- USE 7M7260 GASKET SOLUTION

135617

FINAL DRIVE (3S8701 N/S)--Upper Half  
 Serial No. 94J677 to 94J1600 inclusive  
 Refer also to Page 126A for special parts

FINAL DRIVE (3S8701 N/S)—Lower Half  
Serial No. 94J677 to 94J1600 inclusive

NOTE: QUANTITIES SHOWN ARE THOSE REQUIRED FOR BOTH R. H. AND L. H. FINAL DRIVE



- 16-BOLT.....1A2029
- 16-LOCKWASHER...3B4506
- 2-GASKET.....7B7274
- 2-SHAFT.....2F7576
- 5M2131-NUT.....2
- 2B8093-PIN.....2
- 2B8092-RING.....2

- 4-DOWEL.....2B8162
- 4-CORK.....5B7267
- 2-CONE.....7B356
- 2-CUP.....7B357
- 4-SEAL GROUP...7M481
- 8-RING.....7M475
- (2 IN EACH SEAL GROUP 7M481)

- 28-BOLT.....6B4596
- 28-NUT.....6B6692
- 6-LOCK (6.75" LONG) JH2433
- 8-LOCK (4" LONG) S5M241
- 2-GEAR (49 TEETH) 5M5242
- 40-BOLT.....S 1585
- 40-WASHER...2M849
- 2-GASKET.....8H2247
- 2-CASE.....3S8632

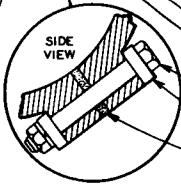
- 4-PLUG.....3S9182

- 2-SPROCKET GROUP...5S727
- EACH CONSISTING OF:
- 1-SEGMENT GROUP...5S836
- (CONSISTS OF NINE SEGMENTS)
- 27-BOLT.....3S8182
- 27-NUT.....7H3607
- 1-HUB ASSEM.....5S726
- 2-GUARD.....1A4073
- 10-BOLT.....S 509

- 2-EXTENSION...3S8633
- 2-GUARD.....4 F 6070
- 9-RIVET.....4B4.340
- (PARTS OF ASSEM. 5S726)
- 2-NUT.....3S8636
- 2-NUT.....4H9040
- 2-LOCK.....3F9960
- 2-GASKET.....2P1624

- 3F1958-GUARD.....2
- S 509-BOLT.....8
- 3B4506-LOCKWASHER...8
- 7S7625-SUPPORT ASSEM...2
- 2B7408-PLUG (PIPE)...2
- 9M5894-SEAL.....2
- 3B8491-FITTING.....2
- 1F1006-DOWEL.....2
- (1 IN EACH ASSEM. 2S1477)
- 2B7557-CORK.....2
- 3S8635-HUB.....2
- 3F1972-RETAINER ASSEM...2
- 8B6343-CUP.....2
- 3F1396-CONE.....2
- 1B8742-KEY.....2
- 3H2617-PIN (ROLL)...4
- (2 IN EACH ASSEM. 3F1972)
- 2F2815-LOCK.....2
- 2S4366-SHIM.....8
- 1A3585-NUT.....2
- 3F1956-CAP.....2
- 9F2247-PLUG.....2
- 8B1312-PIN.....4
- (2 IN EACH ASSEM. 2S1477)
- 2M122-DOWEL.....4
- 3F1965-BUSHING.....2
- (1 IN EACH ASSEM. 7S7625)
- S 1587-BOLT.....12
- 3B4508-LOCKWASHER...12
- 3F1955-GASKET.....2
- 4B1281-MACH. SCREW...16
- 3F1954-RETAINER.....2

- 8M476-CAGE.....2
- 2S1477-HOLDER ASSEM...2
- 6F7024-BOLT.....2
- 1B4206-NUT.....2
- 3B4510-LOCKWASHER...2
- 7S7330-LOCK.....2
- 1F4583-SEAL.....2



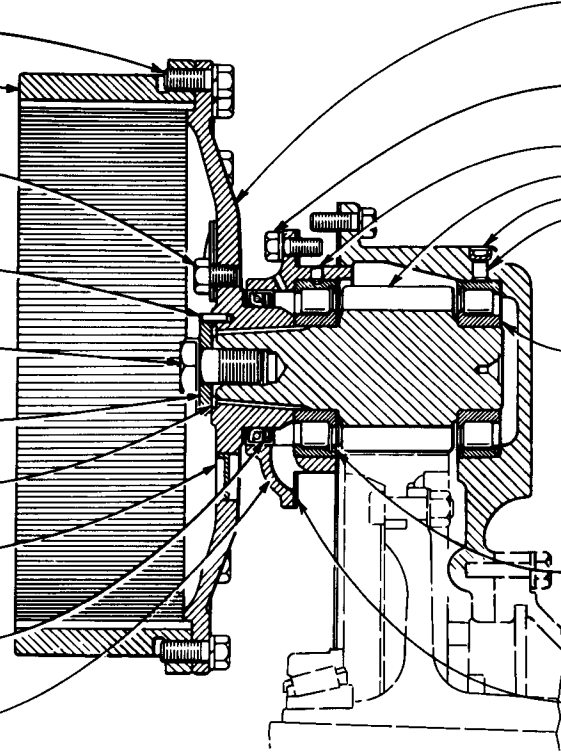
135618

ONLY "CATERPILLAR" PARTS GIVE "CATERPILLAR" PERFORMANCE

CLUTCH, TRANSMISSION AND CHASSIS 72E

NOTE: QUANTITIES SHOWN ARE THOSE REQUIRED FOR BOTH R. H. & L. H. FINAL DRIVE

- 16-BOLT.....S 1566
- 16-LOCKWASHER.....3B4510
- 2-DRUM.....7B5088
- 4-BOLT.....1H9456
- 2-LOCKWASHER.....3B4510
- 2-GASKET.....1A9504
- 2-STOP.....1A9505
- 2-DOWEL.....1B5932  
(1 IN EACH FLANGE ASSEM. 2M6968)
- 2-BOLT.....9B3175
- 2-LOCK.....6B9260
- 2-WASHER.....2F2625
- 2-GASKET.....2B3908
- 4-PLUG.....9S1343  
(2 IN EACH FLANGE ASSEM. 2M6968)
- 2-SEAL.....1S8820
- 2-CAGE.....9S3321



- 2M6968-FLANGE ASSEM... 2
- S 1595-BOLT..... 10
- 3H7654-WASHER..... 10
- ID2598-PIN..... 2
- 4S8005-PINION.(10 TEETH)... 2
- L 1026-PLUG..... 2
- 3F1953-DOWEL..... 2
- 6B5163-ROLLER ASSEM... 2
- 2P2810-RACE..... 2
- 6B5163-ROLLER ASSEM... 2
- 1M343-RACE..... 2

USE 7M7260 GASKET SOLUTION

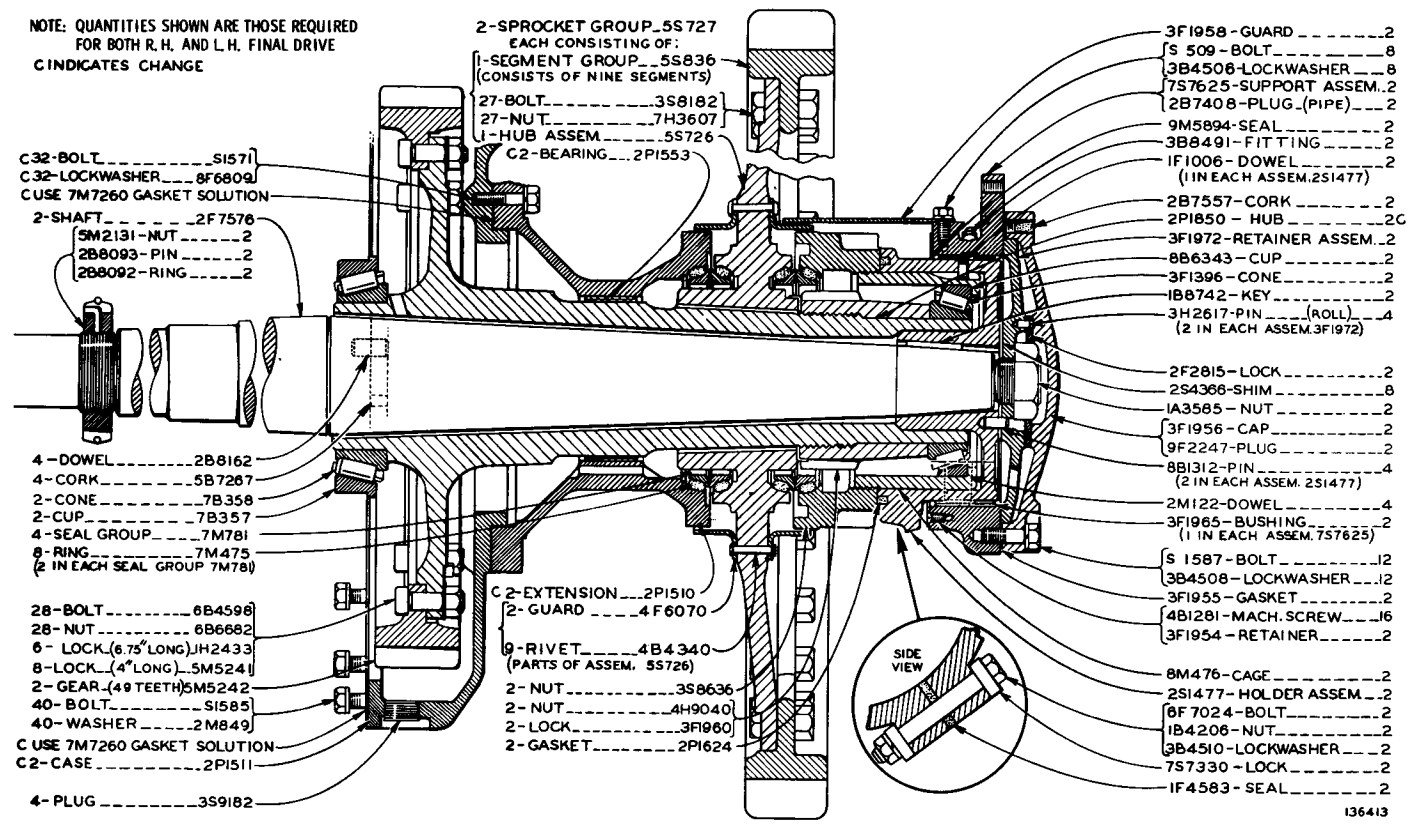
136412

FINAL DRIVE (3S8701 N/S)—Upper Half  
 Effective with Serial No. 94J1601  
 Refer also to Page 126A for special parts

ONLY "CATERPILLAR" PARTS GIVE "CATERPILLAR" PERFORMANCE

FINAL DRIVE (3S8701 N/S)—Lower Half  
Effective with Serial No. 94J1601

NOTE: QUANTITIES SHOWN ARE THOSE REQUIRED FOR BOTH R. H. AND L. H. FINAL DRIVE C INDICATES CHANGE



- C32-BOLT.....S1571
- C32-LOCKWASHER.....8F6809
- C USE 7M7260 GASKET SOLUTION
- 2-SHAFT.....2F7576
- 5M2131-NUT.....2
- 2B8093-PIN.....2
- 2B8092-RING.....2

- 4-DOWEL.....2B8162
- 4-CORK.....5B7267
- 2-CONE.....7B358
- 2-CUP.....7B357
- 4-SEAL GROUP.....7M781
- 8-RING.....7M475
- (2 IN EACH SEAL GROUP 7M781)

- 28-BOLT.....6B4596
- 28-NUT.....6B6682
- 6-LOCK-(6.75" LONG) JH2433
- 8-LOCK-(4" LONG) 5M5241
- 2-GEAR-(49 TEETH) 5M5242
- 40-BOLT.....S1585
- 40-WASHER.....2M849

- C USE 7M7260 GASKET SOLUTION
- C2-CASE.....2PI511

- 4-PLUG.....3S9182

- 2-SPROCKET GROUP\_5S727
- EACH CONSISTING OF:
- 1-SEGMENT GROUP\_5S836
- (CONSISTS OF NINE SEGMENTS)
- 27-BOLT.....3S8182
- 27-NUT.....7H3607
- 1-HUB ASSEM.....5S726
- C2-BEARING.....2PI553

- C2-EXTENSION.....2PI510
- 2-GUARD.....4F6070

- 9-RIVET.....4B4340
- (PARTS OF ASSEM. 5S726)
- 2-NUT.....3S8636
- 2-NUT.....4H9040
- 2-LOCK.....3F980
- 2-GASKET.....2PI624

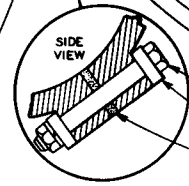
- 3F1958-GUARD.....2
- S 509-BOLT.....8
- 3B4506-LOCKWASHER.....8
- 7S7625-SUPPORT ASSEM.....2
- 2B7408-PLUG\_(PIPE).....2
- 9M5894-SEAL.....2
- 3B8491-FITTING.....2
- 1F1006-DOWEL.....2
- (1 IN EACH ASSEM. 2S1477)

- 2B7557-CORK.....2
- 2PI850-HUB.....2C
- 3F1972-RETAINER ASSEM.....2
- 8B6343-CUP.....2
- 3F1396-CONE.....2
- 1B8742-KEY.....2
- 3H2617-PIN.....(ROLL) 4
- (2 IN EACH ASSEM. 3F1972)

- 2F2815-LOCK.....2
- 2S4366-SHIM.....8
- 1A3585-NUT.....2
- 3F1956-CAP.....2
- 9F2247-PLUG.....2
- 8B1312-PIN.....4
- (2 IN EACH ASSEM. 2S1477)

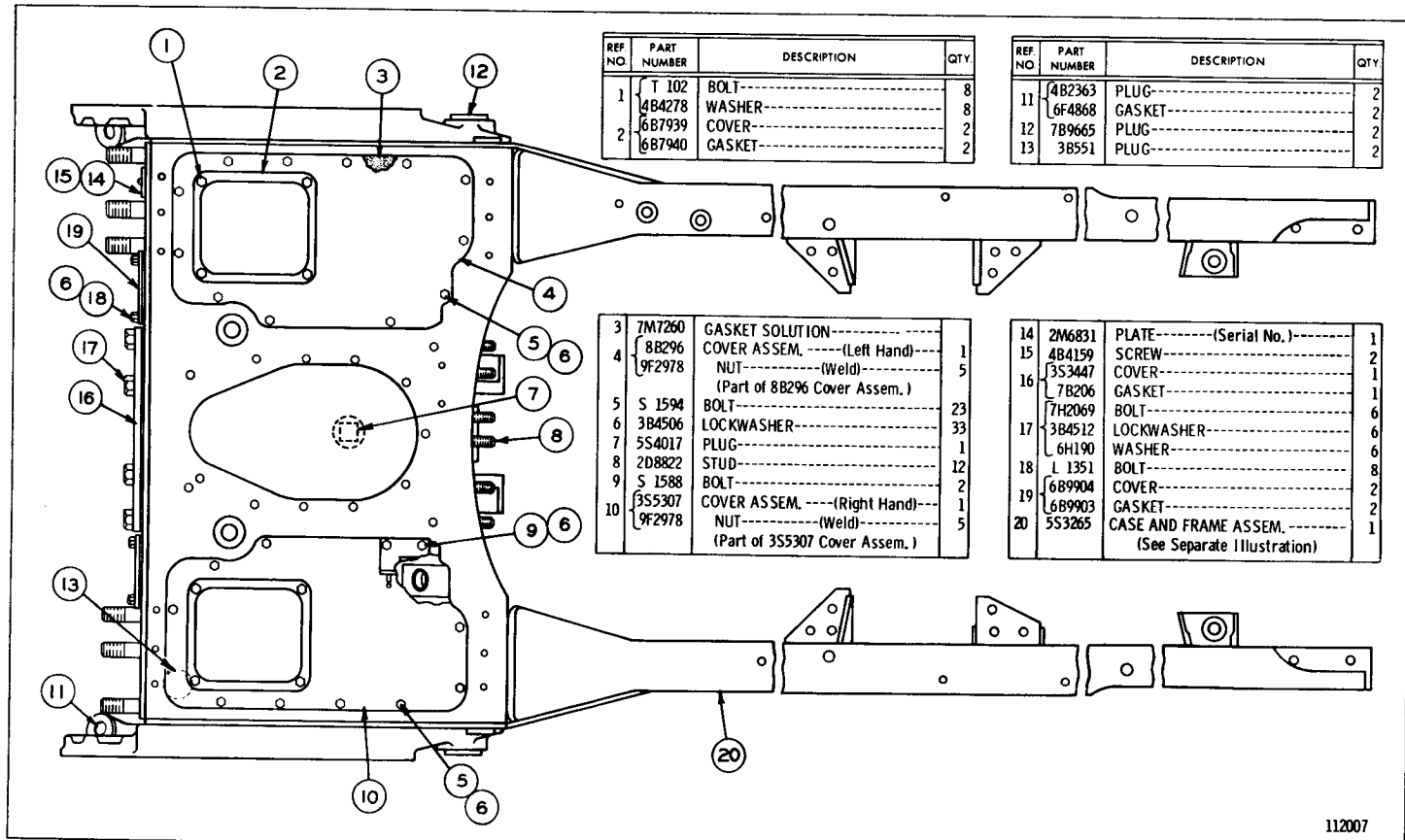
- 2M122-DOWEL.....4
- 3F1965-BUSHING.....2
- (1 IN EACH ASSEM. 7S7625)
- S 1587-BOLT.....12
- 3B4508-LOCKWASHER.....12
- 3F1955-GASKET.....2
- 4B1281-MACH. SCREW.....16
- 3F1954-RETAINER.....2

- 8M476-CAGE.....2
- 2S1477-HOLDER ASSEM.....2
- 8F7024-BOLT.....2
- 1B4206-NUT.....2
- 3B4510-LOCKWASHER.....2
- 7S7330-LOCK.....2
- 1F4583-SEAL.....2



CLUTCH, TRANSMISSION AND CHASSIS

ALWAYS GIVE SERIAL NUMBER WHEN ORDERING PARTS

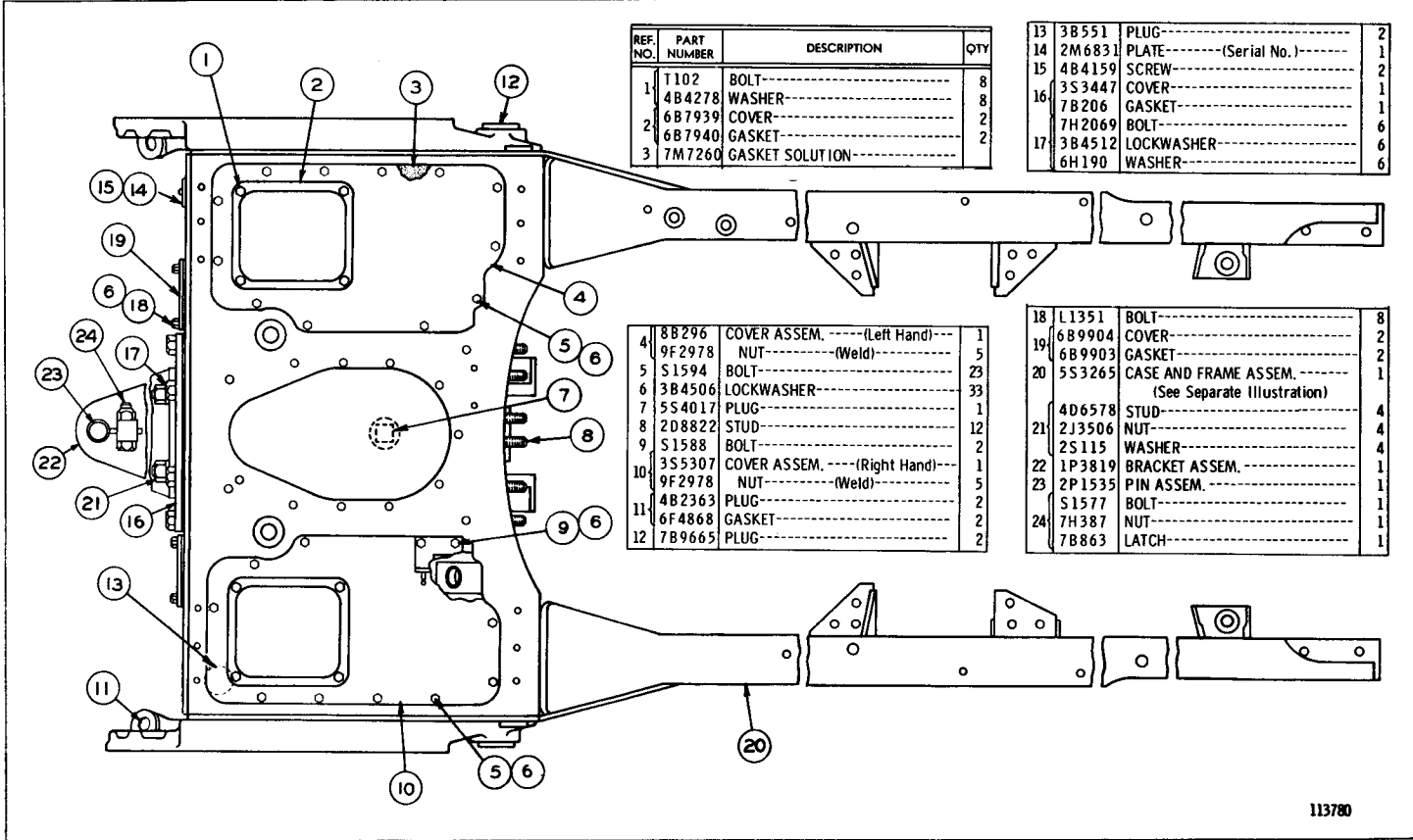


BEVEL GEAR CASE AND COVERS (5S3283 N/S)  
 Serial No. 93J1 to 93J653 inclusive and 94J1 to 94J1617 inclusive  
 5S3265 Case and Frame parts are shown on Page 74B

112007

BEVEL GEAR CASE AND COVERS (2P1879 N/S)  
 Effective with Serial No. 93J654—Up and 94J1618—Up  
 5S3265 Case and Frame parts are shown on Page 75

ONLY "CATERPILLAR" PARTS GIVE "CATERPILLAR" PERFORMANCE



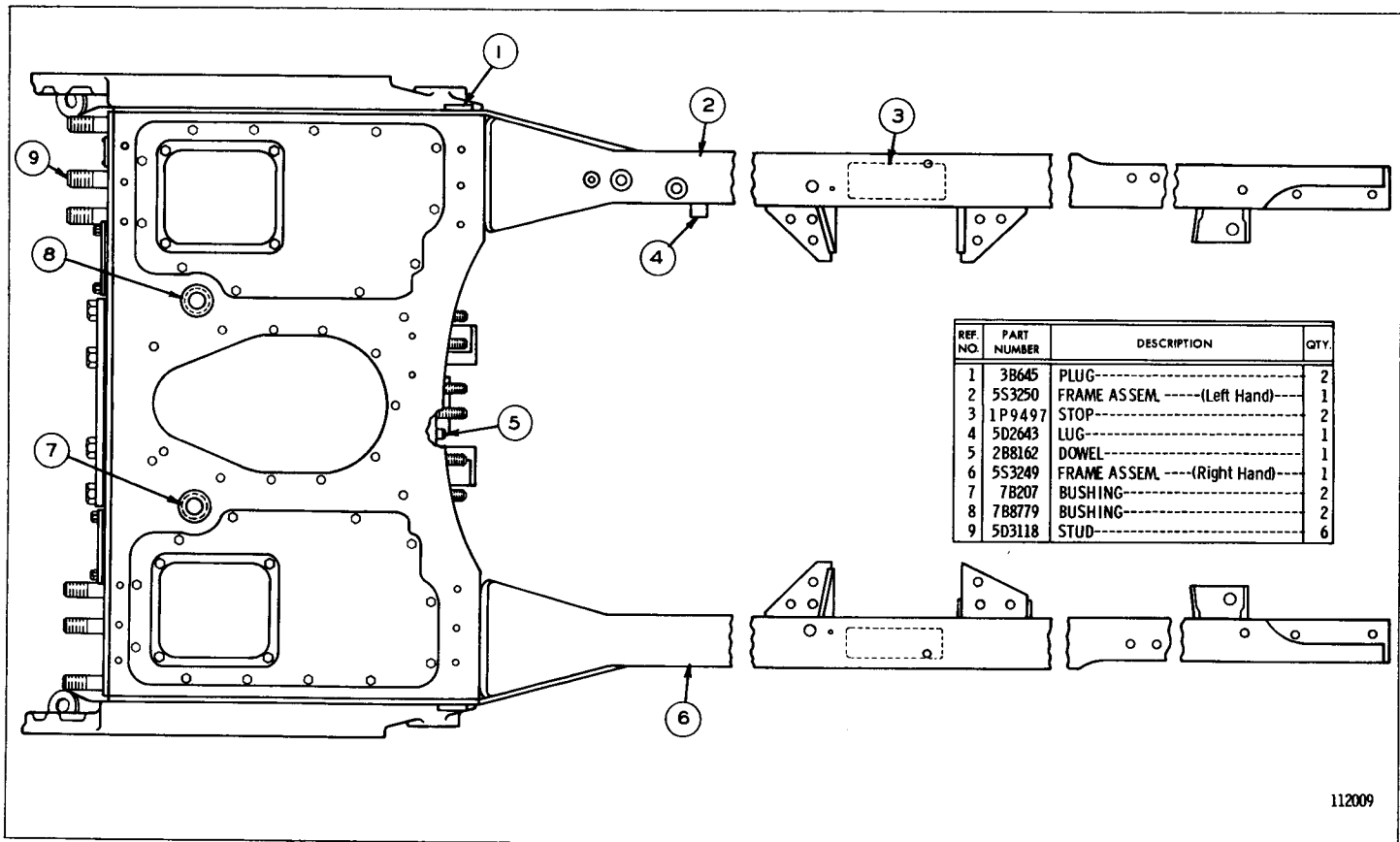
REF. NO.	PART NUMBER	DESCRIPTION	QTY
1	T1102	BOLT-----	8
	4B4278	WASHER-----	8
2	6B7939	COVER-----	2
	6B7940	GASKET-----	2
3	7M7260	GASKET SOLUTION-----	2

13	3B551	PLUG-----	2
14	2M6831	PLATE----- (Serial No.)-----	1
15	4B4159	SCREW-----	2
	3S3447	COVER-----	1
16	7B206	GASKET-----	1
	7H2069	BOLT-----	6
17	3B4512	LOCKWASHER-----	6
	6H190	WASHER-----	6

4	8B296	COVER ASSEM.-----(Left Hand)---	1
	9F2978	NUT----- (Weld)-----	5
5	S1594	BOLT-----	23
6	3B4506	LOCKWASHER-----	33
7	5S4017	PLUG-----	1
8	2D8822	STUD-----	12
9	S1588	BOLT-----	2
	3S5307	COVER ASSEM.-----(Right Hand)---	1
10	9F2978	NUT----- (Weld)-----	5
11	4B2363	PLUG-----	2
	6F4868	GASKET-----	2
12	7B9665	PLUG-----	2

18	L1351	BOLT-----	8
19	6B9904	COVER-----	2
	6B9903	GASKET-----	2
20	5S3265	CASE AND FRAME ASSEM.----- (See Separate Illustration)	1
	4D6578	STUD-----	4
21	2J3506	NUT-----	4
	2S115	WASHER-----	4
22	1P3819	BRACKET ASSEM.-----	1
23	2P1535	PIN ASSEM.-----	1
	S1577	BOLT-----	1
24	7H387	NUT-----	1
	7B863	LATCH-----	1





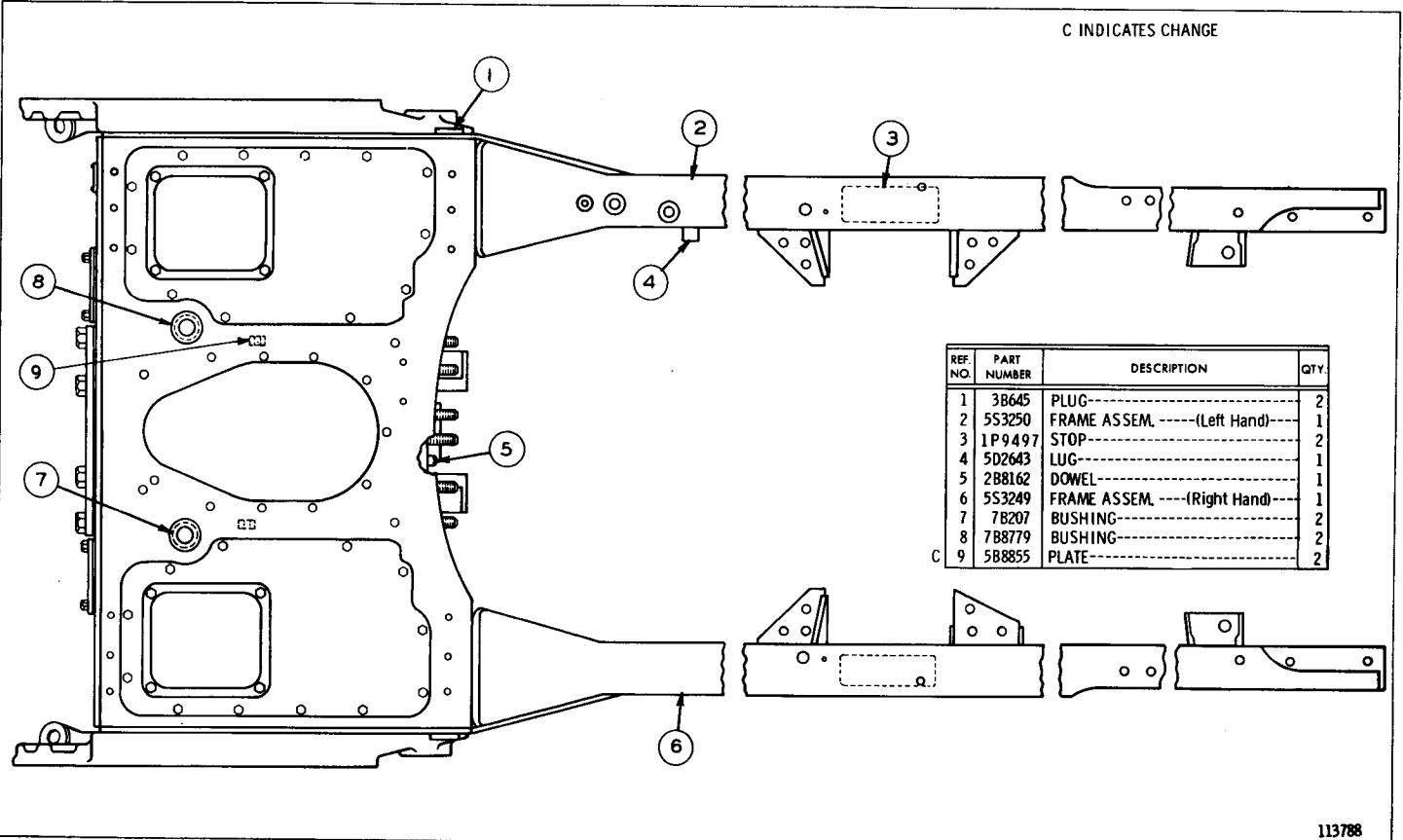
112009

5S3265 CASE AND FRAME ASSEMBLY  
 Serial No. 93J1 to 93J653 inclusive and 94J1 to 94J1617 inclusive  
 Part of Bevel Gear Case and Covers shown on Page 74

ALWAYS GIVE SERIAL NUMBER WHEN ORDERING PARTS

5S3265 CASE AND FRAME ASSEMBLY  
 Effective with Serial No. 93J654-Up and 94J1618-Up  
 Part of Bevel Gear Case and Covers shown on Page 74A

C INDICATES CHANGE



ONLY "CATERPILLAR" PARTS GIVE "CATERPILLAR" PERFORMANCE

CLUTCH, TRANSMISSION AND CHASSIS

- 2-FITTING.....3B8489
- 2-PLUG.....2B7408

- 2-NUT ASSEM.....IM9525

- S 1620-BOLT.....2
- 2S1654-WASHER.....2
- 1B4210-NUT.....2
- 7H2445-SPRING...2

- IM9526-SLEEVE...2
- IM9527-STUD.....2
- 9H4104-PILOT.....2

- 8-BOLT.....1A1135
- 8-LOCKWASHER...3B4510
- 8-DOWEL.....9H4105
- 2-STOP.....7H4755  
(R.H.OUTER - L.H.INNER)

- 2-STOP.....7H4756  
(R.H.INNER - L.H.OUTER)

- 2-PLUG.....2S1731

- 24-SHIM.....2M3508

- 4-RING.....7F8267

- 4-SEAL GROUP...2M2858

- 8-SEAL (RUBBER)...IM3097  
(2 IN EACH SEAL GROUP 2M2858)

- 24-BOLT.....1A2029

- 12-LOCK.....7B9457

- 4-RING.....1H6227

NOTE: QUANTITIES SHOWN ARE THOSE REQUIRED FOR BOTH R.H. AND L.H. SIDES

- 2-SCREW.....7H4876

- V 459-BOLT.....8
- 1B4206-NUT.....8
- 3B4510-LOCKWASHER...8
- 1F0489-WASHER.....8
- 2H6844-LOCK.....8
- 3S2445-ARM.....2  
(R.H.OUTER - L.H.INNER)
- 3S2446-ARM.....2  
(R.H.INNER - L.H.OUTER)
- 7M9398-PLATE.....4
- 7F2022-PIN.....4
- 1B4205-NUT.....4
- 3B4508-LOCKWASHER...4
- S 1585-BOLT.....8
- 3B4508-LOCKWASHER...8
- 4B1382-PLATE.....8
- S 1573-BOLT.....16
- 1D4719-NUT.....16
- 3B4508-LOCKWASHER...16

- 4F5004-SPRING ASSEM...8
- 7M5050-COLLAR.....4
- 3S2447-BEARING.....4
- L 1329-BOLT.....8
- 3B4508-LOCKWASHER...8
- 8S2560-IDLER ASSEM...2

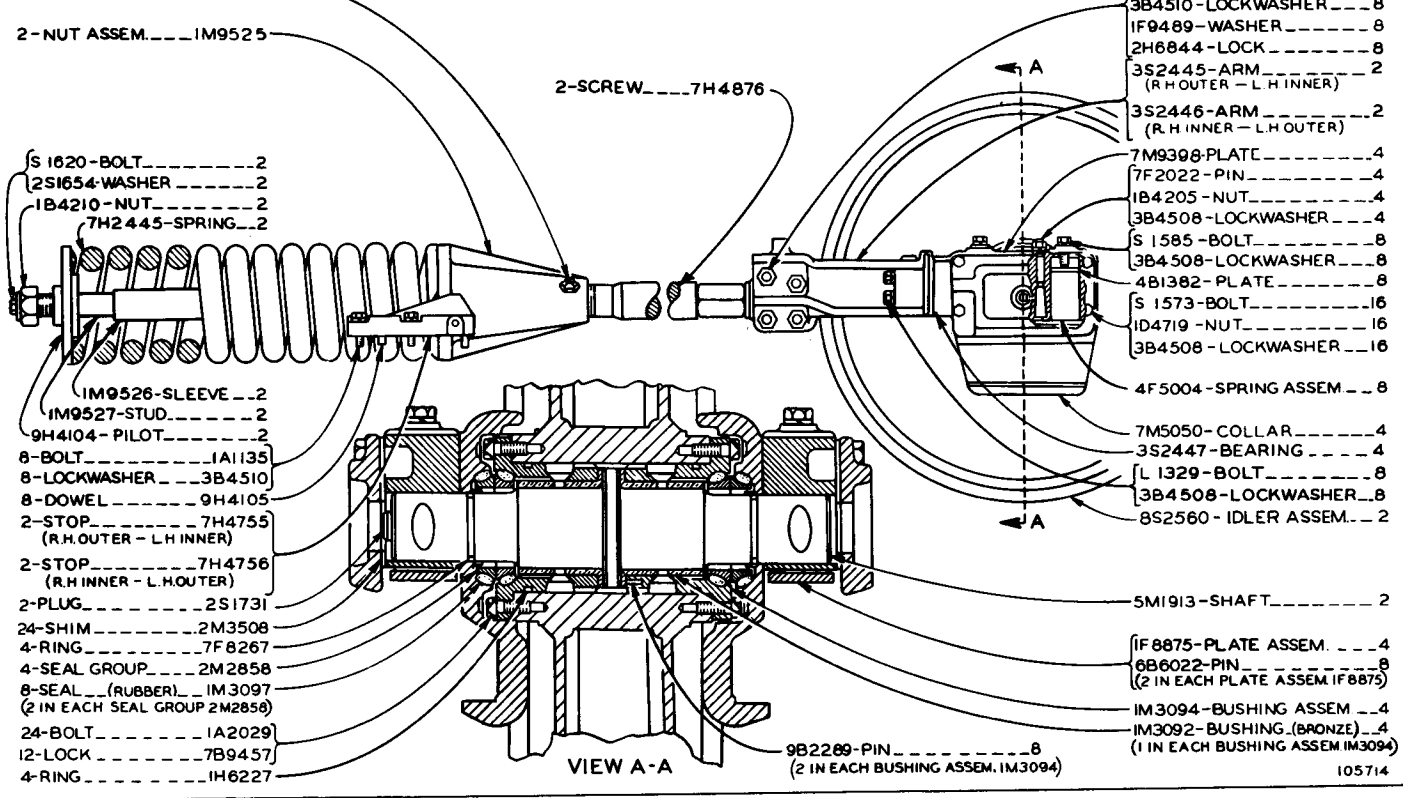
- 5M1913-SHAFT.....2

- 1F8875-PLATE ASSEM...4
- 6B6022-PIN.....8  
(2 IN EACH PLATE ASSEM 1F8875)

- IM3094-BUSHING ASSEM...4
- IM3092-BUSHING (BRONZE)...4  
(1 IN EACH BUSHING ASSEM IM3094)

- 9B2289-PIN.....8  
(2 IN EACH BUSHING ASSEM IM3094)

105714

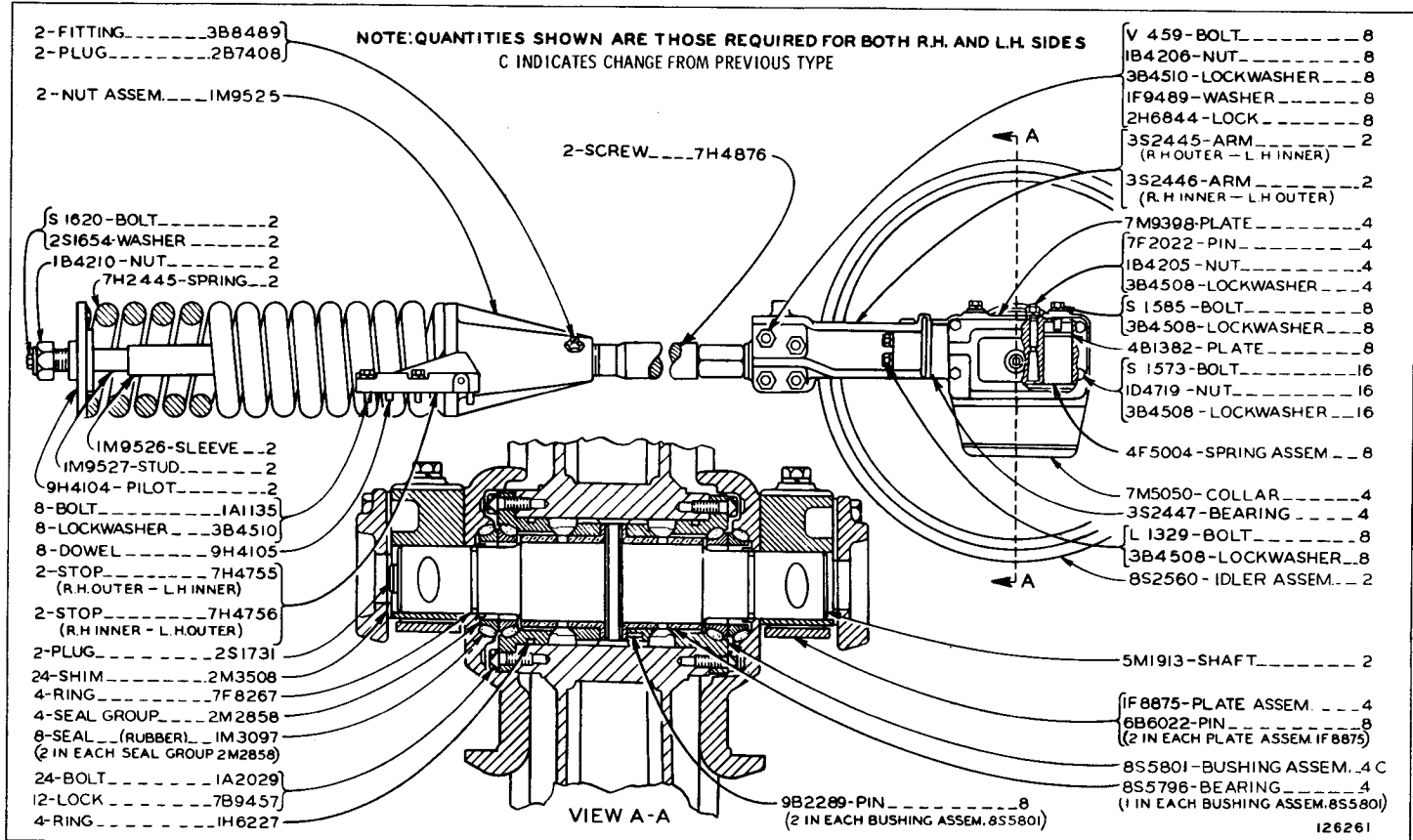


FRONT IDLER

Serial No. 93J1 to 93J367 inclusive and 94J1 to 94J643 inclusive  
Refer also to Pages 124 and 125 for special parts

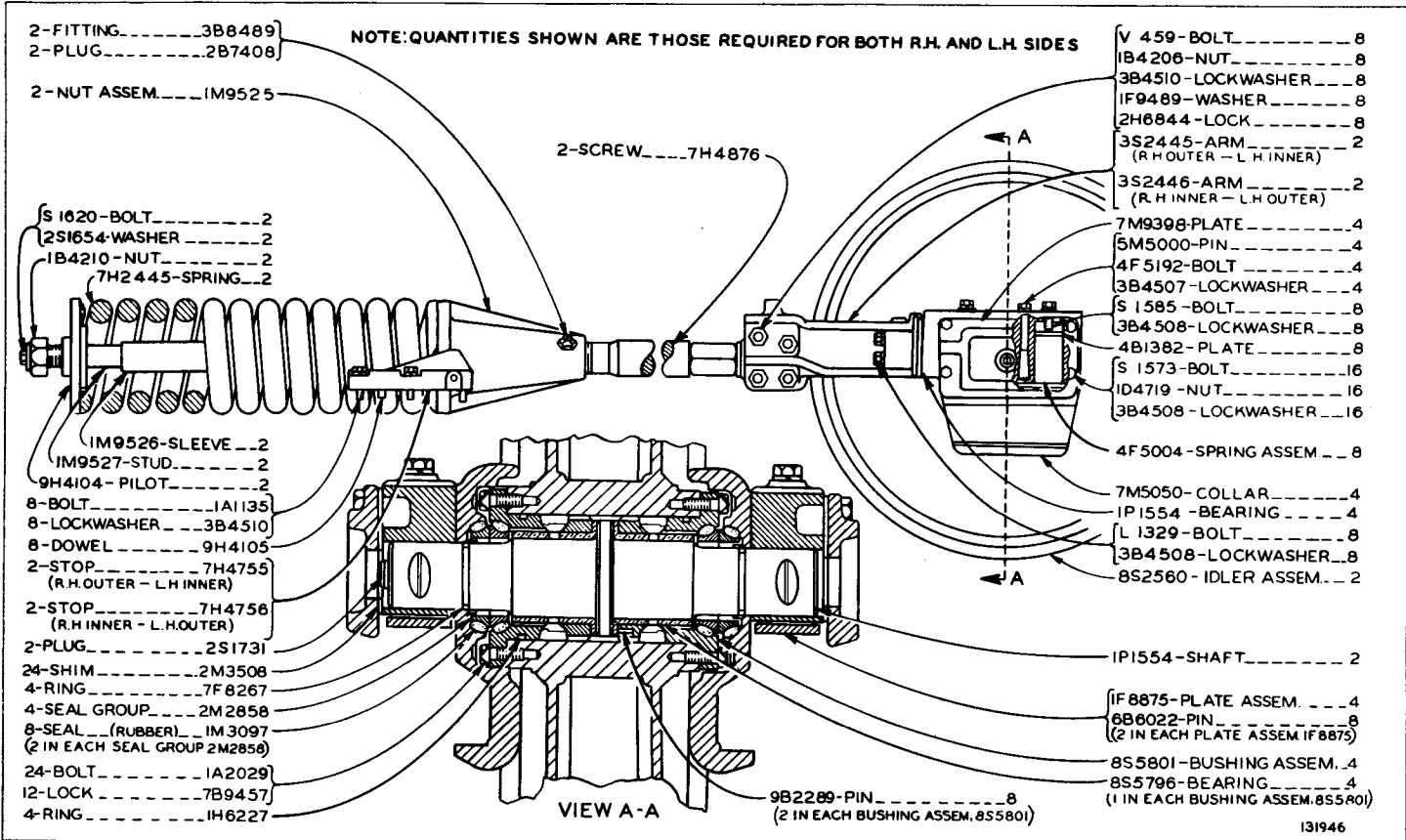
ALWAYS GIVE SERIAL NUMBER WHEN ORDERING PARTS

**FRONT IDLER (2M2405 N/S)**  
 Serial No. 93J368 to 93J577 inclusive and 94J644 to 94J1419 inclusive  
 Refer also to Pages 124 and 125 for special parts



**FRONT IDLER (2M2405 N/S)**  
 Effective with Serial No. 93J578—Up and 94J1420—Up  
 Refer also to Pages 124 and 125 for special parts

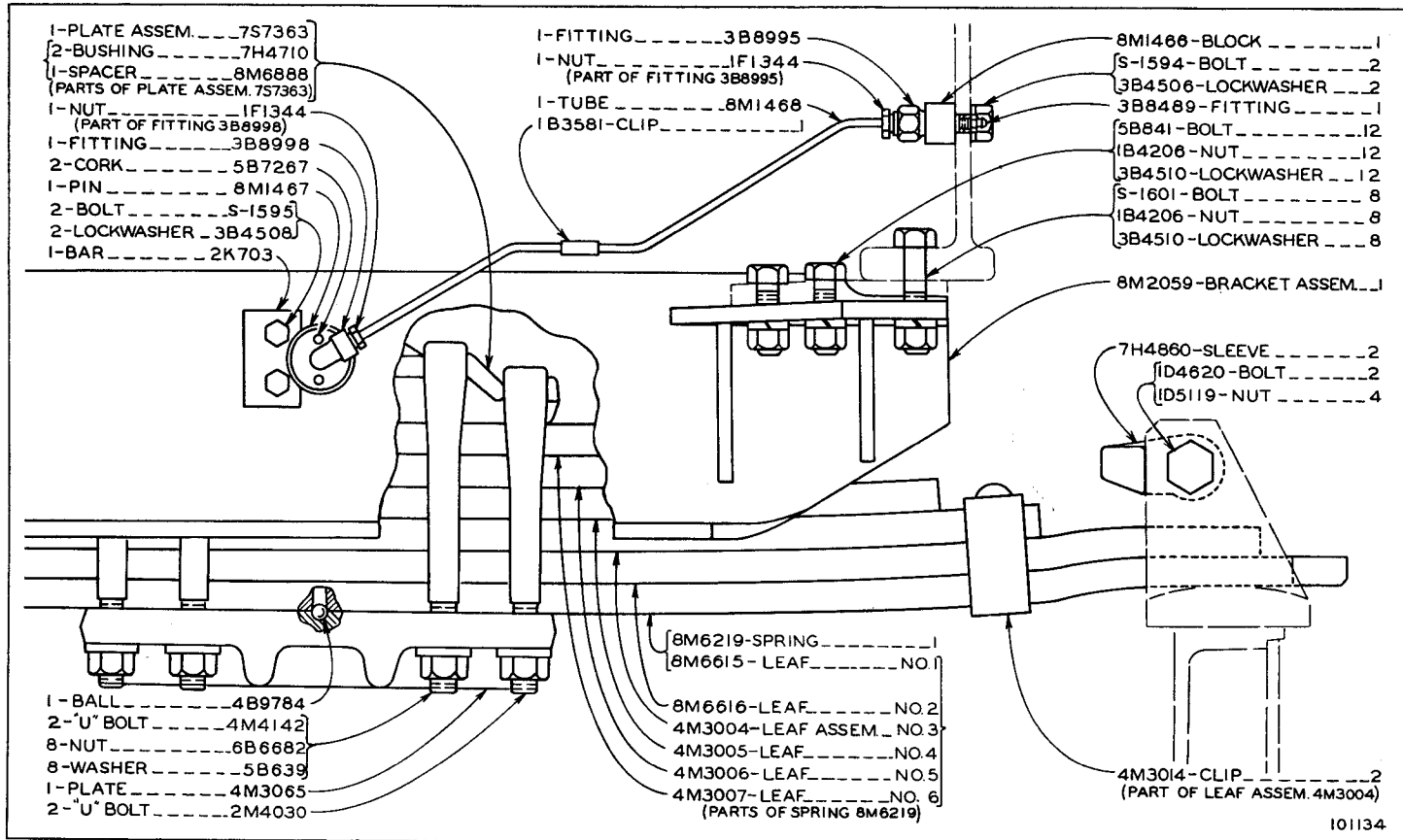
ONLY "CATERPILLAR" PARTS GIVE "CATERPILLAR" PERFORMANCE



CLUTCH, TRANSMISSION AND CHASSIS

76A-2

ALWAYS GIVE SERIAL NUMBER WHEN ORDERING PARTS

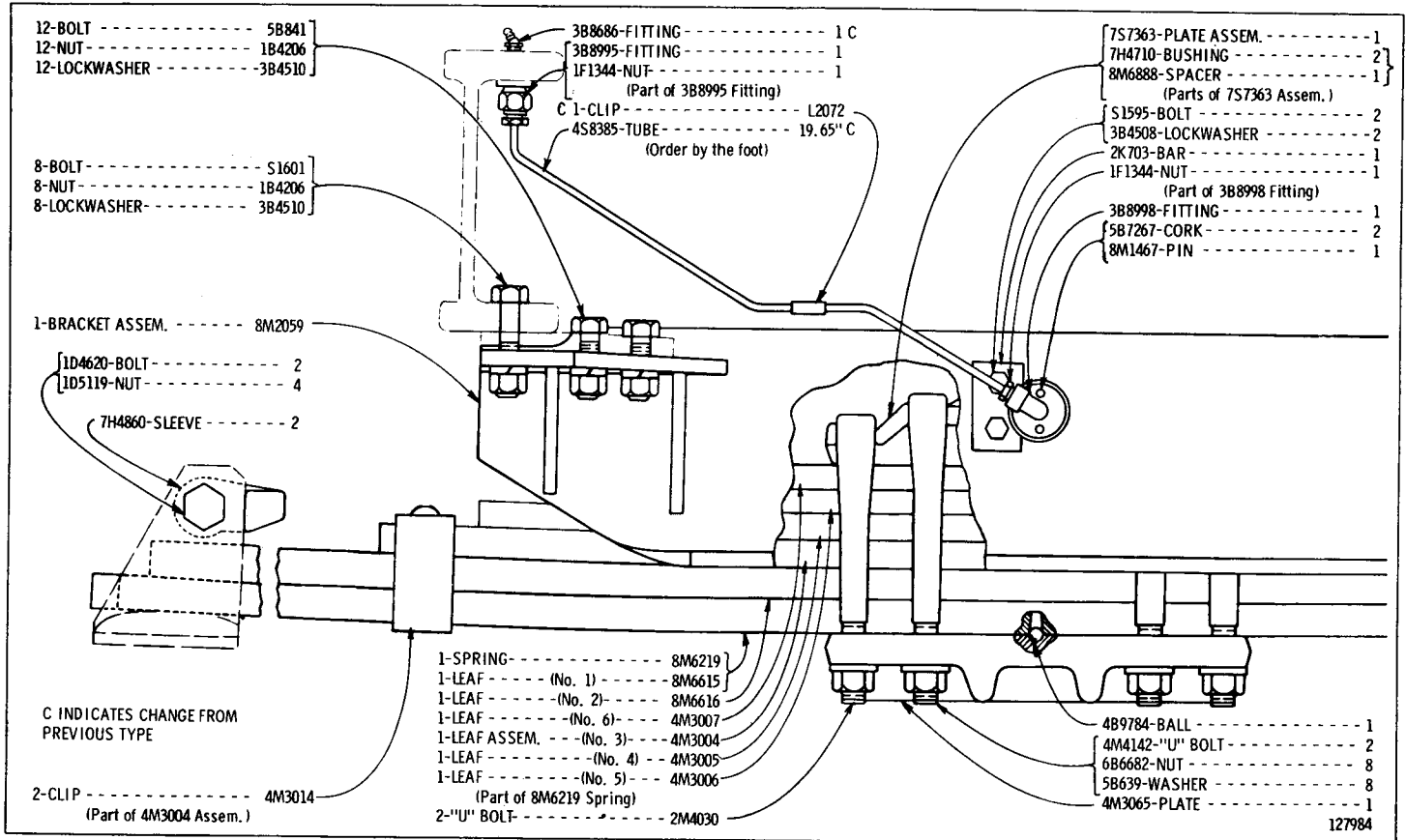


*JR*

EQUALIZER SPRING  
 Serial No. 93J1 to 93J459 inclusive

ONLY "CATERPILLAR" PARTS GIVE "CATERPILLAR" PERFORMANCE

### EQUALIZER SPRING Effective with Serial No. 93J460



- 12-BOLT ----- 5B841
- 12-NUT ----- 1B4206
- 12-LOCKWASHER ----- 3B4510

- 8-BOLT ----- S1601
- 8-NUT ----- 1B4206
- 8-LOCKWASHER ----- 3B4510

- 1-BRACKET ASSEM. ----- 8M2059

- 1D4620-BOLT ----- 2
- 1D5119-NUT ----- 4
- 7H4860-SLEEVE ----- 2

C INDICATES CHANGE FROM PREVIOUS TYPE

- 2-CLIP ----- 4M3014  
(Part of 4M3004 Assem.)

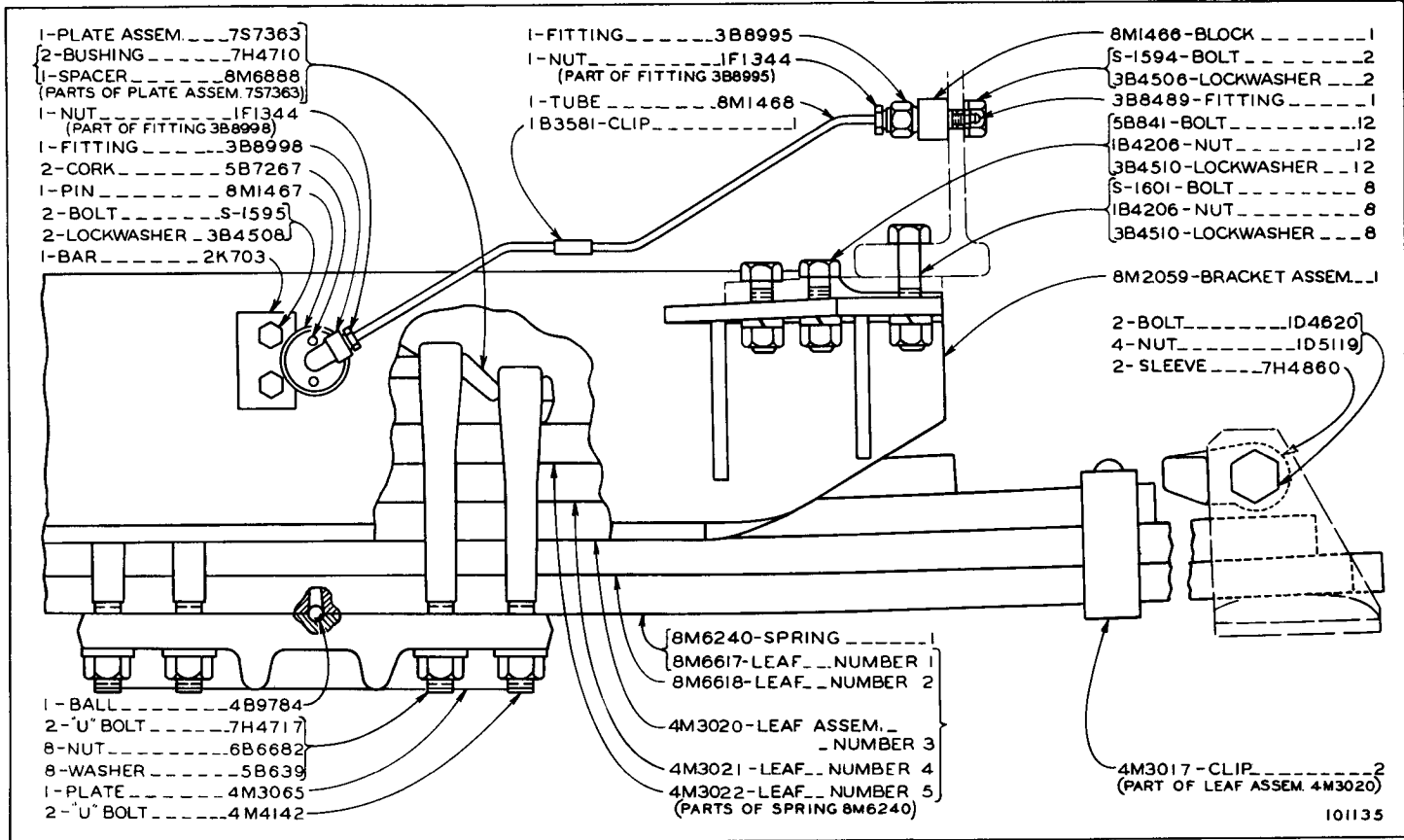
- 3B8686-FITTING ----- 1 C
- 3B8995-FITTING ----- 1
- 1F1344-NUT ----- 1  
(Part of 3B8995 Fitting)
- C 1-CLIP ----- L2072
- 4S8385-TUBE ----- 19.65" C  
(Order by the foot)

- 7S7363-PLATE ASSEM. ----- 1
- 7H4710-BUSHING ----- 2
- 8M6888-SPACER ----- 1  
(Parts of 7S7363 Assem.)
- S1595-BOLT ----- 2
- 3B4508-LOCKWASHER ----- 2
- 2K703-BAR ----- 1
- 1F1344-NUT ----- 1  
(Part of 3B8998 Fitting)
- 3B8998-FITTING ----- 1
- 5B7267-CORK ----- 2
- 8M1467-PIN ----- 1

- 1-SPRING ----- 8M6219
- 1-LEAF (No. 1) ----- 8M6615
- 1-LEAF (No. 2) ----- 8M6616
- 1-LEAF (No. 6) ----- 4M3007
- 1-LEAF ASSEM. (No. 3) ----- 4M3004
- 1-LEAF (No. 4) ----- 4M3005
- 1-LEAF (No. 5) ----- 4M3006  
(Part of 8M6219 Spring)
- 2-"U" BOLT ----- 2M4030

- 4B9784-BALL ----- 1
- 4M4142-"U" BOLT ----- 2
- 6B6682-NUT ----- 8
- 5B639-WASHER ----- 8
- 4M3065-PLATE ----- 1

CLUTCH, TRANSMISSION AND CHASSIS

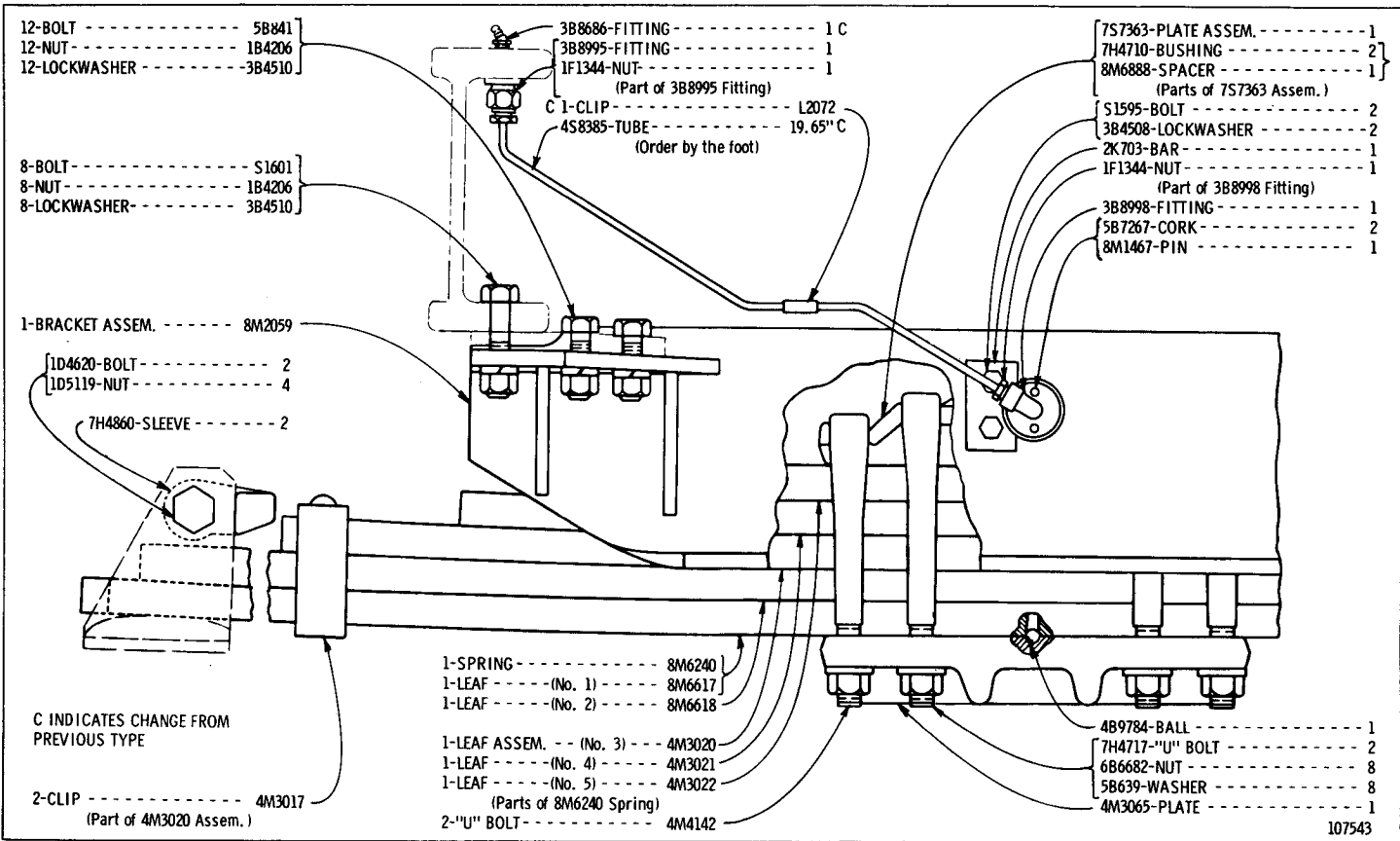


**EQUALIZER SPRING**  
 Serial No. 94J1 to 94J1024 inclusive



## EQUALIZER SPRING

Effective with Serial No. 94J1025



- 12-BOLT ----- 5B841
- 12-NUT ----- 1B4206
- 12-LOCKWASHER ----- 3B4510

- 8-BOLT ----- S1601
- 8-NUT ----- 1B4206
- 8-LOCKWASHER ----- 3B4510

- 1-BRACKET ASSEM. ----- 8M2059

- 1D4620-BOLT ----- 2
- 1D5119-NUT ----- 4
- 7H4860-SLEEVE ----- 2

C INDICATES CHANGE FROM PREVIOUS TYPE

- 2-CLIP ----- 4M3017  
(Part of 4M3020 Assem.)

- 3B8686-FITTING ----- 1 C
- 3B8995-FITTING ----- 1
- 1F1344-NUT ----- 1  
(Part of 3B8995 Fitting)
- C 1-CLIP ----- L2072
- 4S8385-TUBE ----- 19.65" C  
(Order by the foot)

- 7S7363-PLATE ASSEM. ----- 1
- 7H4710-BUSHING ----- 2
- 8M6888-SPACER ----- 1  
(Parts of 7S7363 Assem.)

- S1595-BOLT ----- 2
- 3B4508-LOCKWASHER ----- 2
- 2K703-BAR ----- 1
- 1F1344-NUT ----- 1  
(Part of 3B8998 Fitting)
- 3B8998-FITTING ----- 1
- 5B7267-CORK ----- 2
- 8M1467-PIN ----- 1

- 1-SPRING ----- 8M6240
- 1-LEAF ----- (No. 1) ----- 8M6617
- 1-LEAF ----- (No. 2) ----- 8M6618

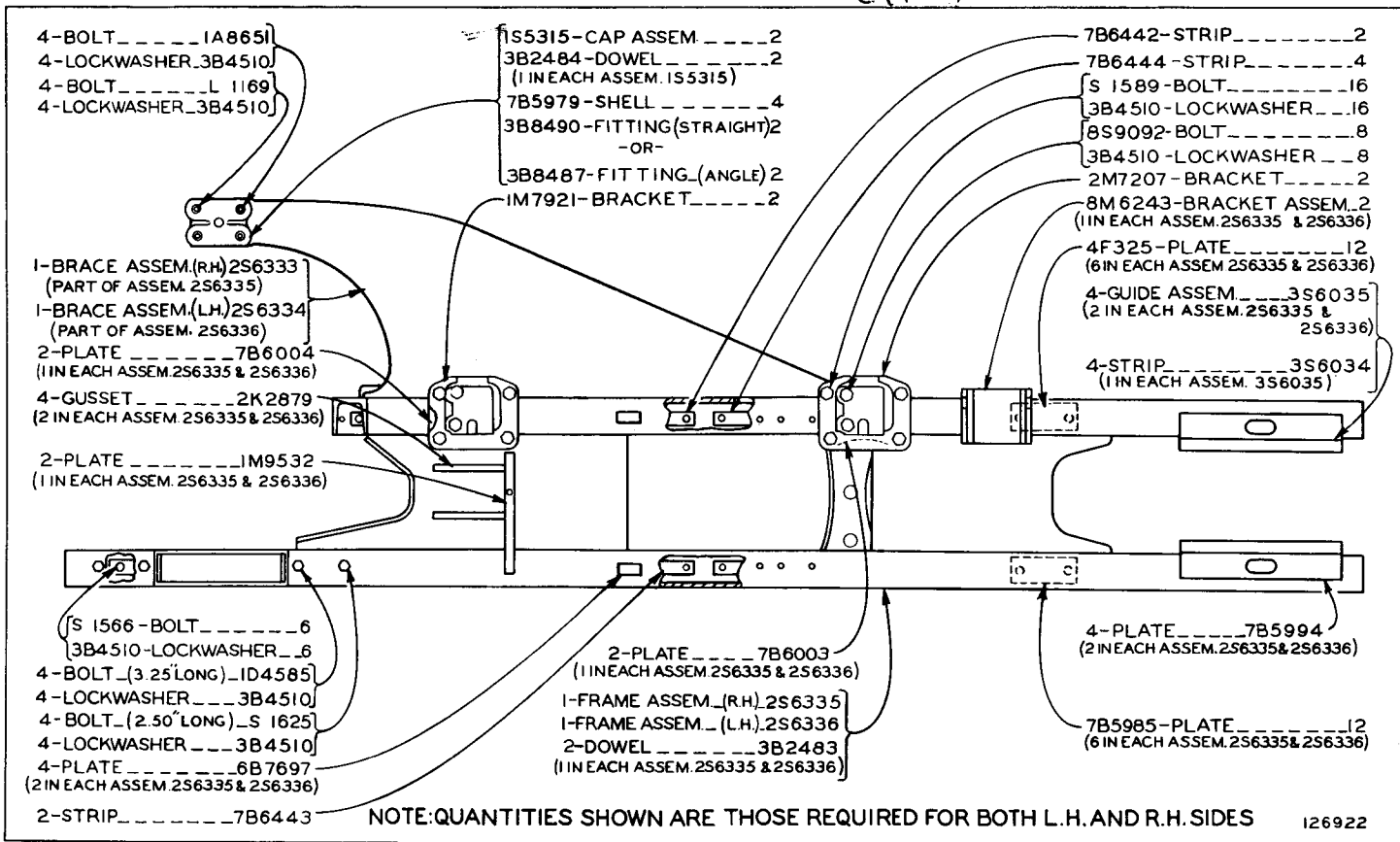
- 1-LEAF ASSEM. -- (No. 3) -- 4M3020
- 1-LEAF ----- (No. 4) ----- 4M3021
- 1-LEAF ----- (No. 5) ----- 4M3022  
(Parts of 8M6240 Spring)
- 2-"U" BOLT ----- 4M4142

- 4B9784-BALL ----- 1
- 7H4717-"U" BOLT ----- 2
- 6B6682-NUT ----- 8
- 5B639-WASHER ----- 8
- 4M3065-PLATE ----- 1

ONLY "CATERPILLAR" PARTS GIVE "CATERPILLAR" PERFORMANCE

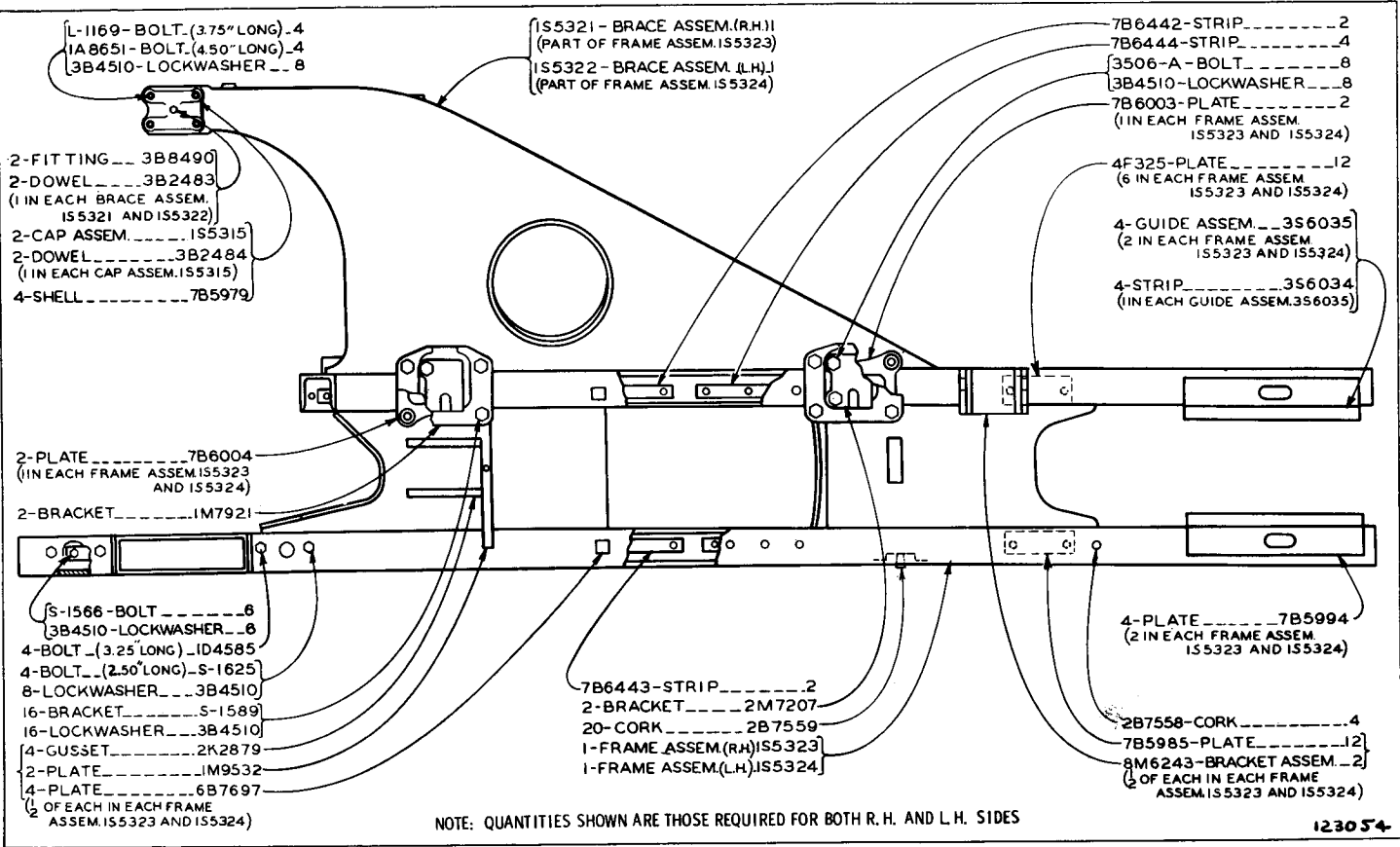
CLUTCH, TRANSMISSION AND CHASSIS

C127

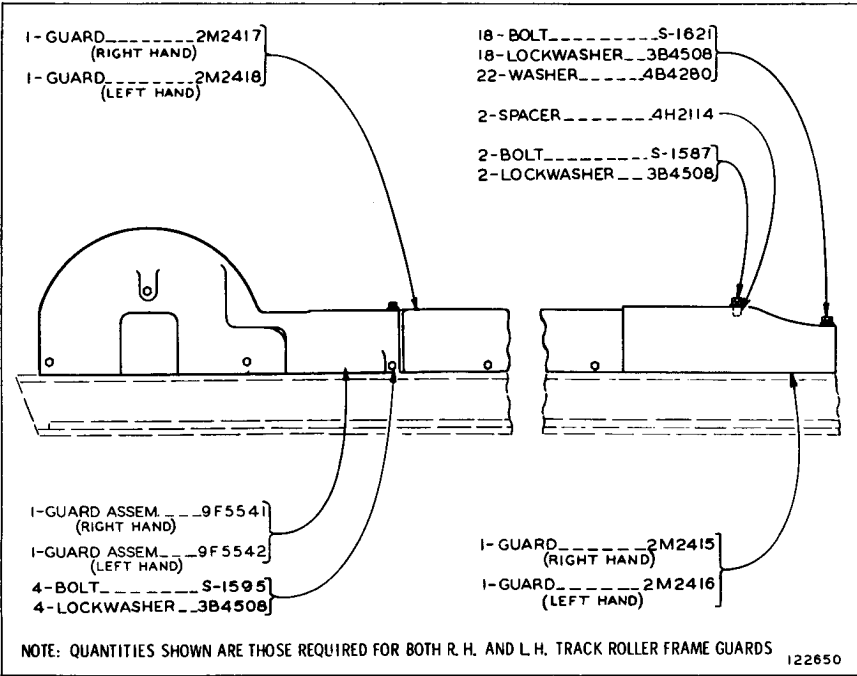


TRACK ROLLER FRAME  
 Effective with Serial No. 93J1  
 Refer also to Page 121 for special parts

**TRACK ROLLER FRAME**  
 Effective with Serial No. 94J1  
 Refer also to Page 122 for special parts

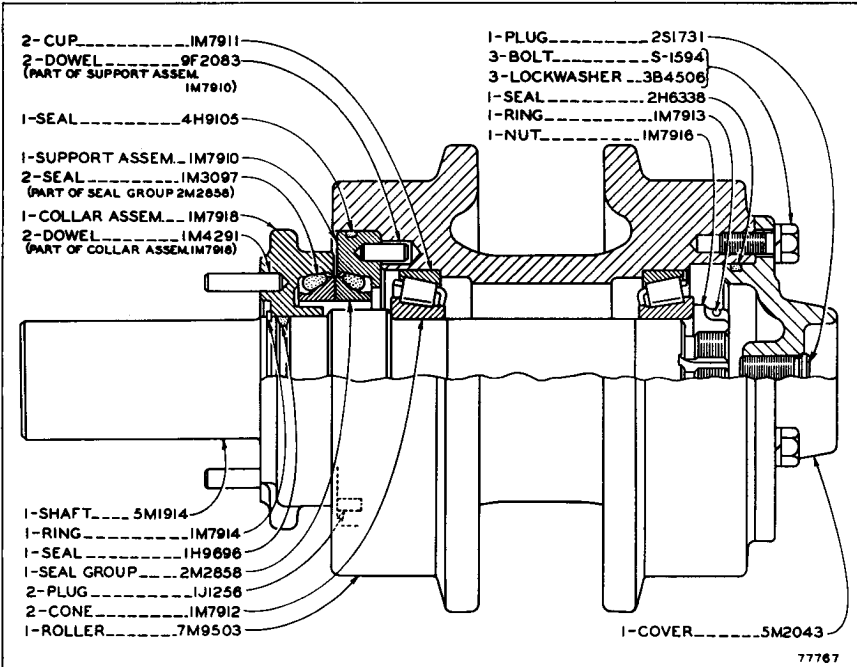


NOTE: QUANTITIES SHOWN ARE THOSE REQUIRED FOR BOTH R. H. AND L. H. SIDES

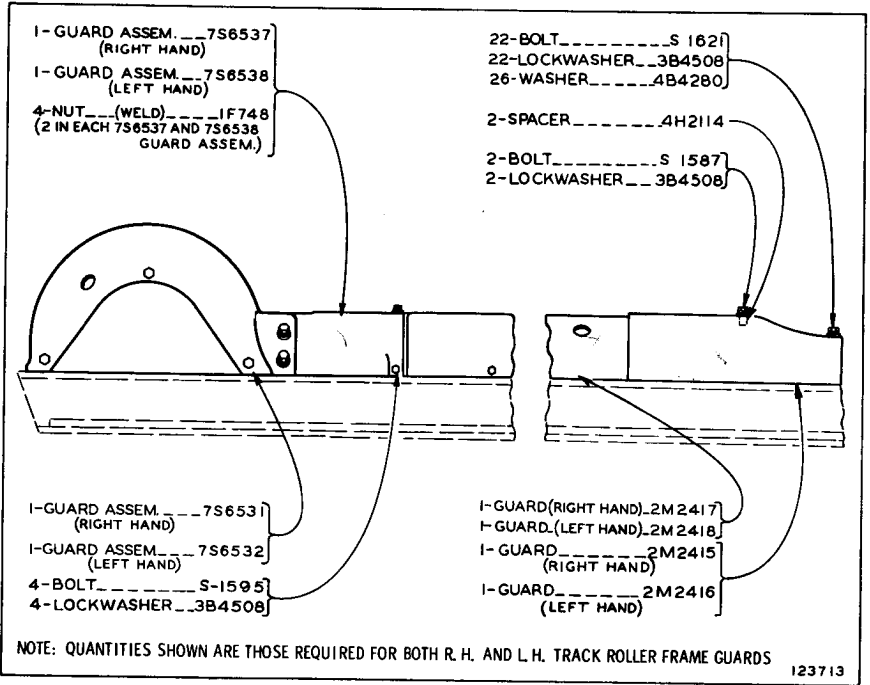


## TRACK ROLLER FRAME GUARD

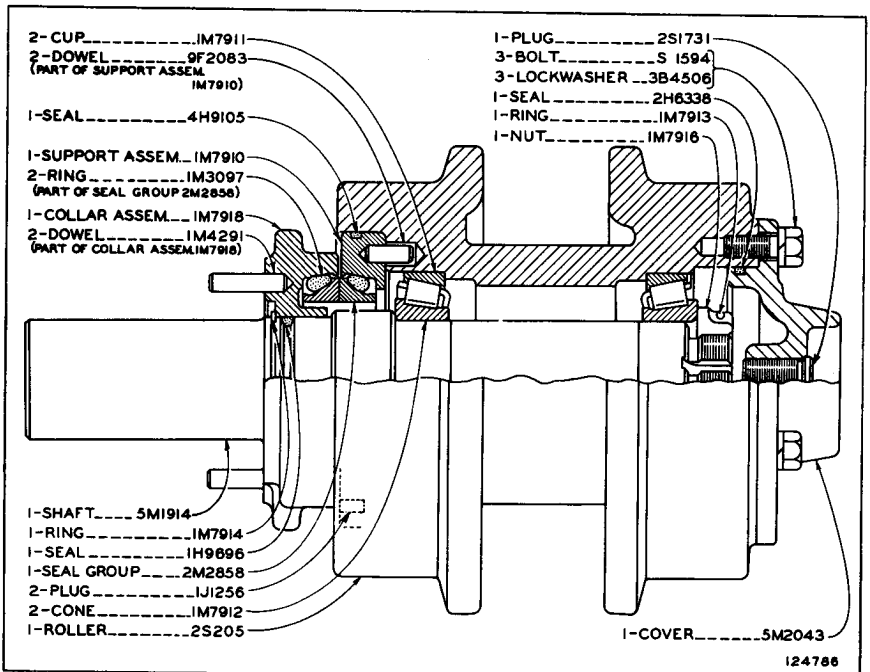
Serial No. 93J1 to 93J336 inclusive &amp; 94J1 to 94J408 inclusive

5M8631 TRACK CARRIER ROLLER GROUP—4 Required  
Serial No. 93J1 to 93J347 inclusive & 94J1 to 94J513 inclusive

ALWAYS GIVE SERIAL NUMBER WHEN ORDERING PARTS



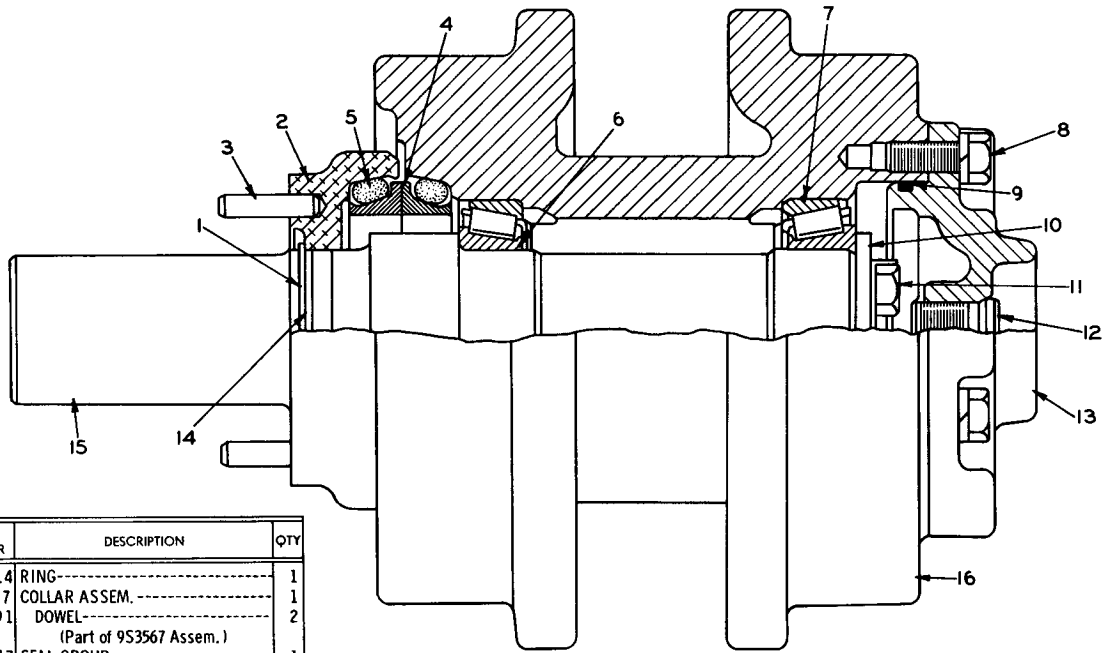
**TRACK ROLLER FRAME GUARD (2M2404 N/S)**  
Effective with Serial No. 93J337-Up and 94J409-Up



**8S465 TRACK CARRIER ROLLER GROUP-4** Required  
Serial No. 93J348 to 93J567 inclusive and 94J514 to 94J1289 inclusive

ONLY "CATERPILLAR" PARTS GIVE "CATERPILLAR" PERFORMANCE

9S3570 TRACK CARRIER ROLLER GROUP—4 Required  
Effective with Serial No. 93J568—Up and 94J1290—Up



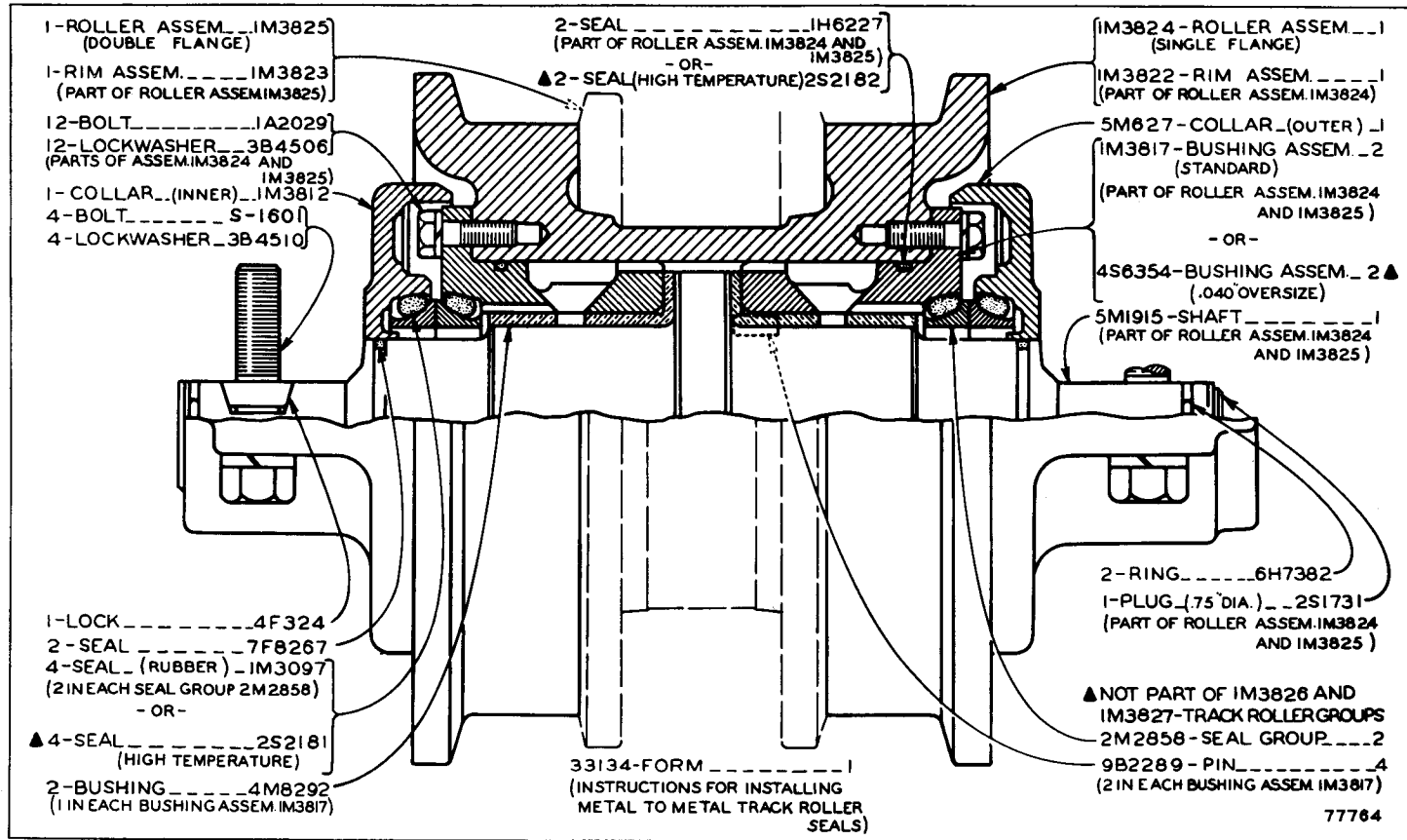
REF. NO.	PART NUMBER	DESCRIPTION	QTY
1	1M7914	RING-----	1
2	9S3567	COLLAR ASSEM.-----	1
3	1M4291	DOWEL-----	2
		(Part of 9S3567 Assem.)	
4	1M8747	SEAL GROUP-----	1
5	8H2262	RING-----	2
		(Part of 1M8747 Assem.)	
6	9S3582	CONE-----	2
7	9S3581	CUP-----	2
8	S1594	BOLT-----	3
	3B4506	LOCKWASHER-----	3
9	2H6338	SEAL-----	1

REF. NO.	PART NUMBER	DESCRIPTION	QTY
10	9S3568	PLATE-----	1
	T703	BOLT-----	2
11	T329	LOCK-----	1
12	2S1731	PLUG-----	1

REF. NO.	PART NUMBER	DESCRIPTION	QTY
13	5M2043	COVER-----	1
14	1H9696	SEA-----	1
15	9S3565	SHAFT-----	1
16	9S3569	ROLLER-----	1

ONLY "CATERPILLAR" PARTS GIVE "CATERPILLAR" PERFORMANCE

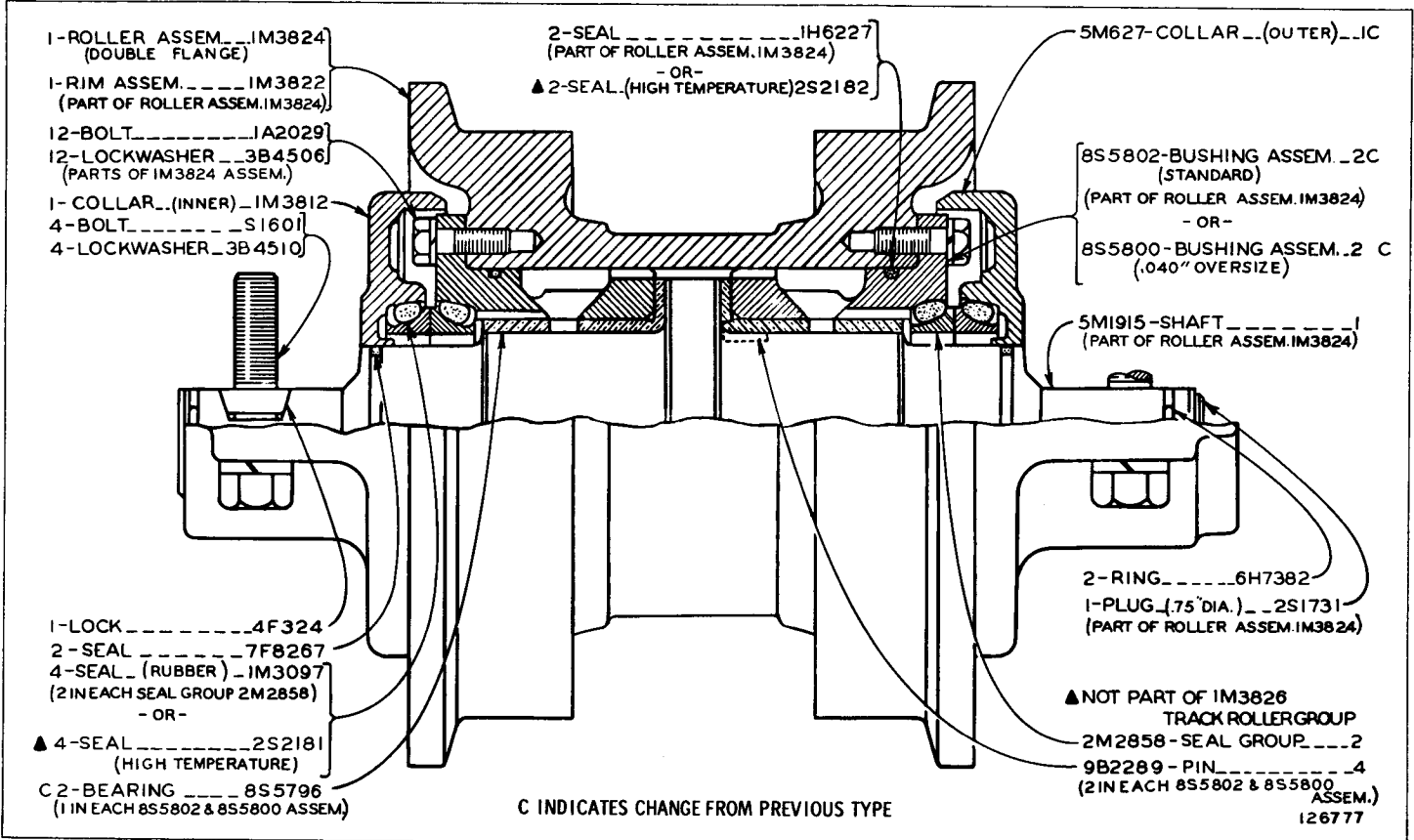
CLUTCH, TRANSMISSION AND CHASSIS



1M3826 TRACK ROLLER GROUP—Single Flange—6 Required  
 Serial No. 93J1 to 93J372 inclusive and 94J1 to 94J671 inclusive  
 1M3827 TRACK ROLLER GROUP—Double Flange—6 Required  
 Serial No. 93J1 to 93J370 inclusive and 94J1 to 94J651 inclusive

1M3826 TRACK ROLLER GROUP—Single Flange—6 Required  
 Serial No. 93J373 to 93J611 inclusive and 94J672 to 94J1556 inclusive

ONLY "CATERPILLAR" PARTS GIVE "CATERPILLAR" PERFORMANCE



- 1-ROLLER ASSEM. IM3824 (DOUBLE FLANGE)
- 1-RIM ASSEM. IM3822 (PART OF ROLLER ASSEM. IM3824)
- 12-BOLT JA2029
- 12-LOCKWASHER 3B4506 (PARTS OF IM3824 ASSEM.)
- 1-COLLAR (INNER) IM3812
- 4-BOLT S1601
- 4-LOCKWASHER 3B4510

- 2-SEAL IH6227 (PART OF ROLLER ASSEM. IM3824)
- OR -
- ▲ 2-SEAL (HIGH TEMPERATURE) 2S2182

- 5M627-COLLAR (OUTER) JC
- 8S5802-BUSHING ASSEM. 2 C (STANDARD) (PART OF ROLLER ASSEM. IM3824)
- OR -
- 8S5800-BUSHING ASSEM. 2 C (.040" OVERSIZE)
- 5M1915-SHAFT 1 (PART OF ROLLER ASSEM. IM3824)

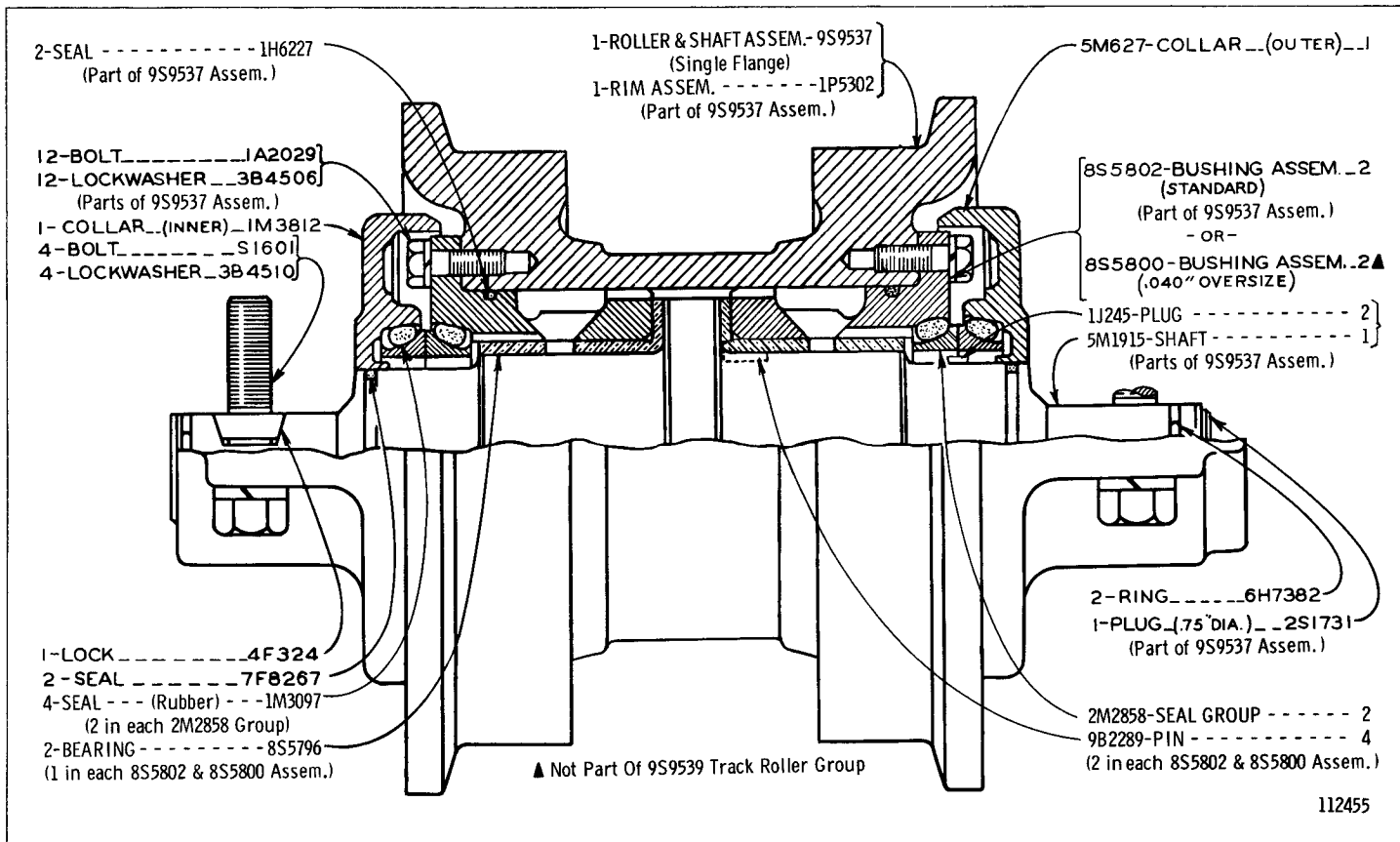
- 1-LOCK 4F324
- 2-SEAL 7F8267
- 4-SEAL (RUBBER) IM3097 (2 IN EACH SEAL GROUP 2M2858)
- OR -
- ▲ 4-SEAL 2S2181 (HIGH TEMPERATURE)
- C 2-BEARING 8S5796 (1 IN EACH 8S5802 & 8S5800 ASSEM.)

- 2-RING 6H7382
- 1-PLUG (.75" DIA.) 2S1731 (PART OF ROLLER ASSEM. IM3824)
- ▲ NOT PART OF IM3826 TRACK ROLLER GROUP
- 2M2858-SEAL GROUP 2
- 9B2289-PIN 4 (2 IN EACH 8S5802 & 8S5800 ASSEM.)
- 126777

C INDICATES CHANGE FROM PREVIOUS TYPE

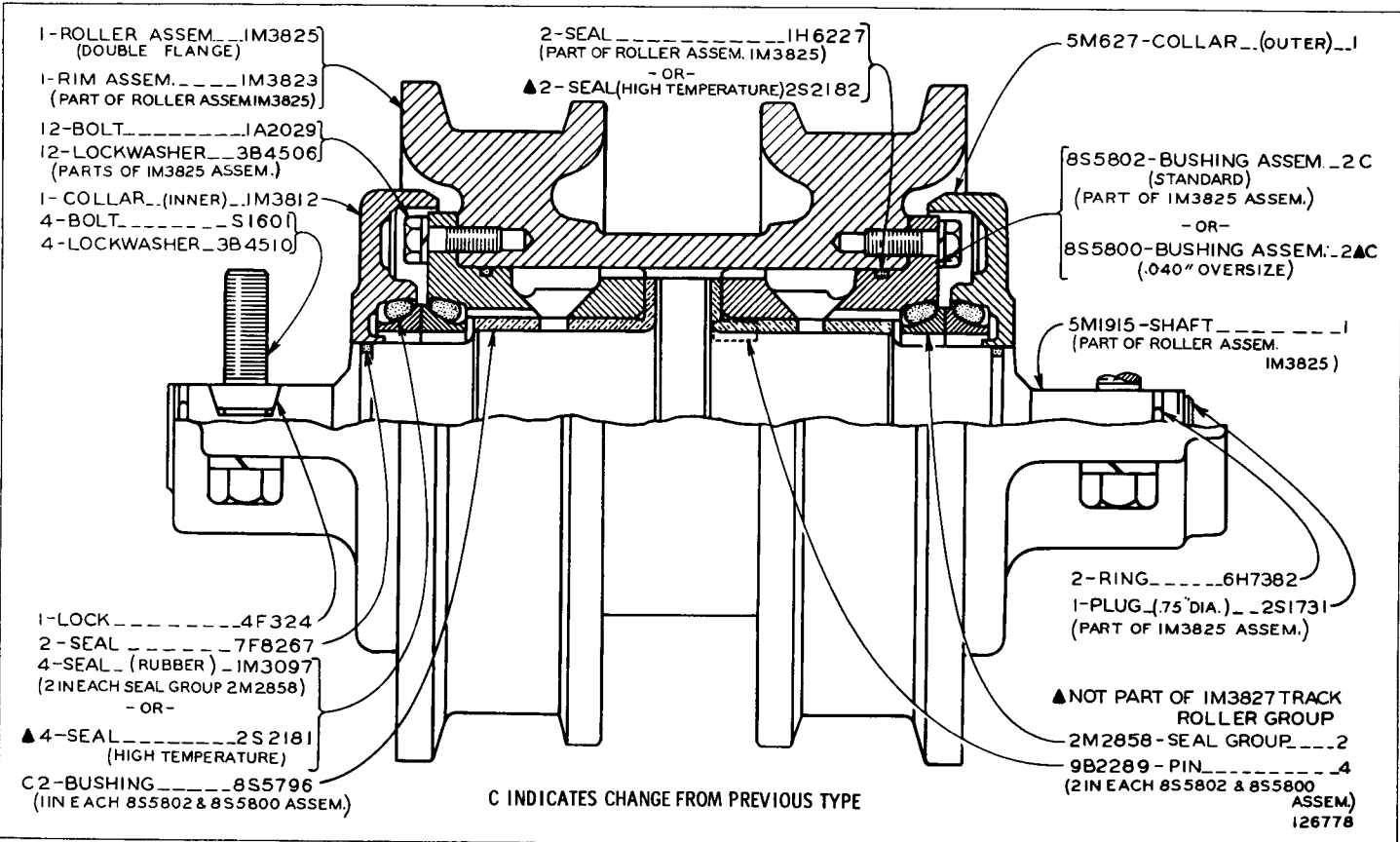
CLUTCH, TRANSMISSION AND CHASSIS 82A





9S9539 TRACK ROLLER GROUP—Single Flange—6 Required  
Effective with Serial No. 93J612—Up and 94J1557—Up

1M3827 TRACK ROLLER GROUP—Double Flange—6 Required  
 Serial No. 93J371 to 93J611 inclusive and 94J652 to 94J1556 inclusive



- 1-ROLLER ASSEM...IM3825  
(DOUBLE FLANGE)
- 1-RIM ASSEM...IM3823  
(PART OF ROLLER ASSEM IM3825)
- 12-BOLT...IA2029
- 12-LOCKWASHER...3B4506  
(PARTS OF IM3825 ASSEM.)
- 1-COLLAR...(INNER)...IM3812
- 4-BOLT...S1601
- 4-LOCKWASHER...3B4510

- 2-SEAL...IH6227  
(PART OF ROLLER ASSEM. IM3825)
- OR -
- ▲ 2-SEAL(HIGH TEMPERATURE)2S2182

5M627-COLLAR...(OUTER)...1

- 8S5802-BUSHING ASSEM...2 C  
(STANDARD)  
(PART OF IM3825 ASSEM.)
- OR -
- 8S5800-BUSHING ASSEM...2▲C  
(.040" OVERSIZE)

5M1915-SHAFT...1  
(PART OF ROLLER ASSEM. IM3825)

- 1-LOCK...4F324
- 2-SEAL...7F8267
- 4-SEAL...(RUBBER)...IM3097  
(2 IN EACH SEAL GROUP 2M2858)
- OR -
- ▲ 4-SEAL...2S2181  
(HIGH TEMPERATURE)

C 2-BUSHING...8S5796  
(1 IN EACH 8S5802 & 8S5800 ASSEM.)

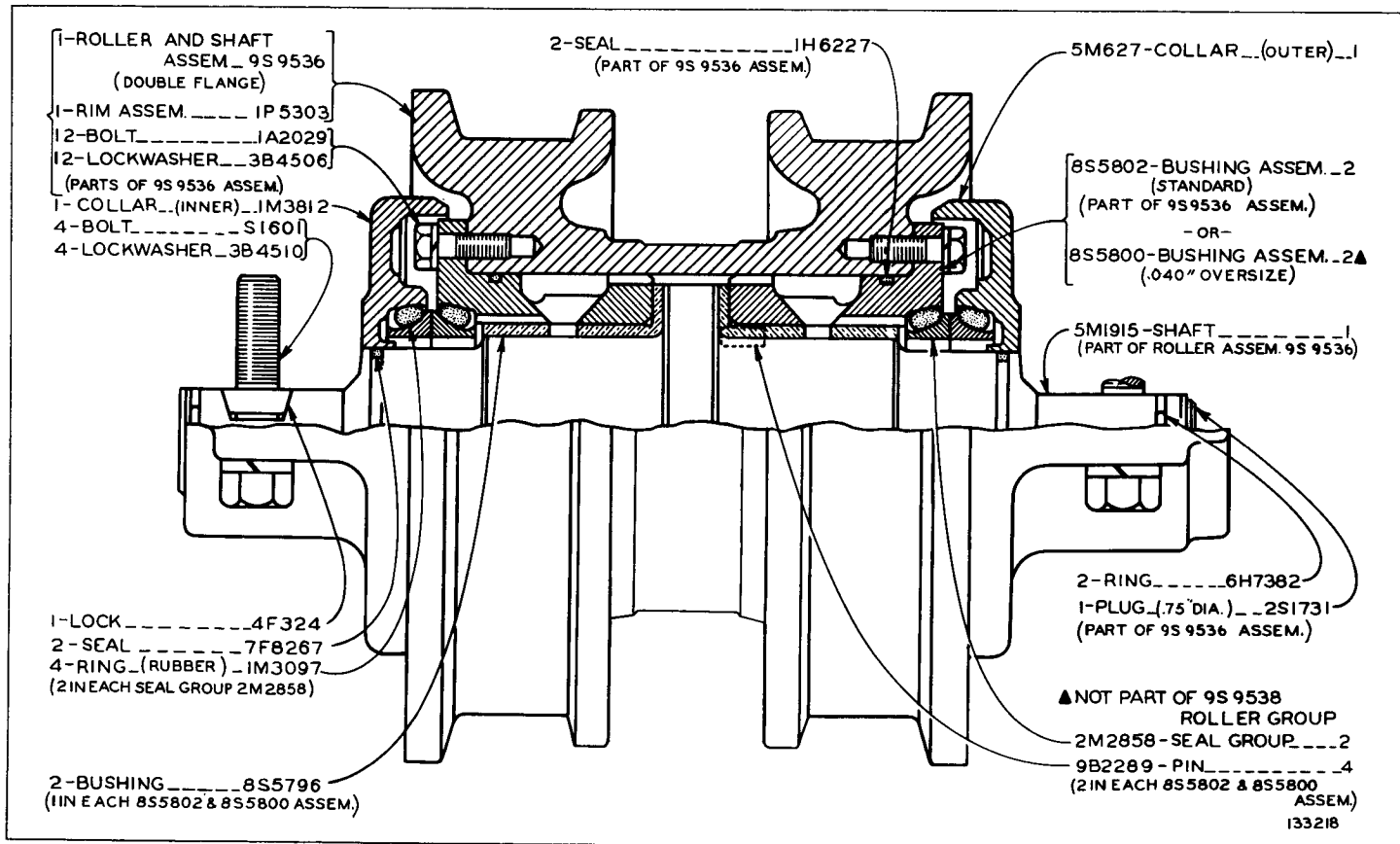
- 2-RING...6H7362
- 1-PLUG(.75" DIA.)...2S1731  
(PART OF IM3825 ASSEM.)

▲ NOT PART OF IM3827 TRACK ROLLER GROUP  
 2M2858-SEAL GROUP...2  
 9B2289-PIN...4  
 (2 IN EACH 8S5802 & 8S5800 ASSEM.)  
 126778

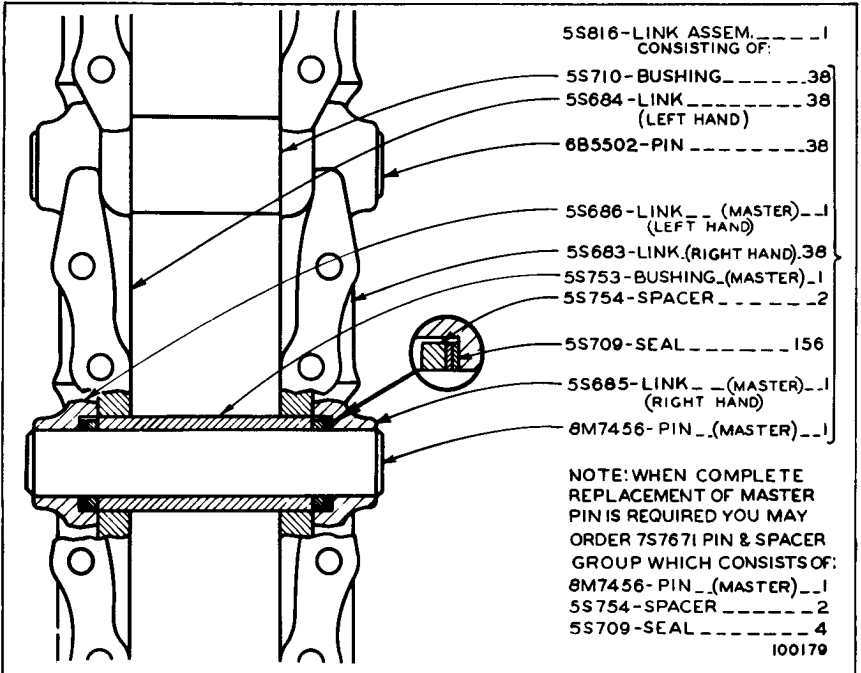
C INDICATES CHANGE FROM PREVIOUS TYPE

ONLY "CATERPILLAR" PARTS GIVE "CATERPILLAR" PERFORMANCE

CLUTCH, TRANSMISSION AND CHASSIS



9S9538 TRACK ROLLER GROUP—Double Flange—6 Required  
Effective with Serial No. 93J612—Up and 94J1557—Up



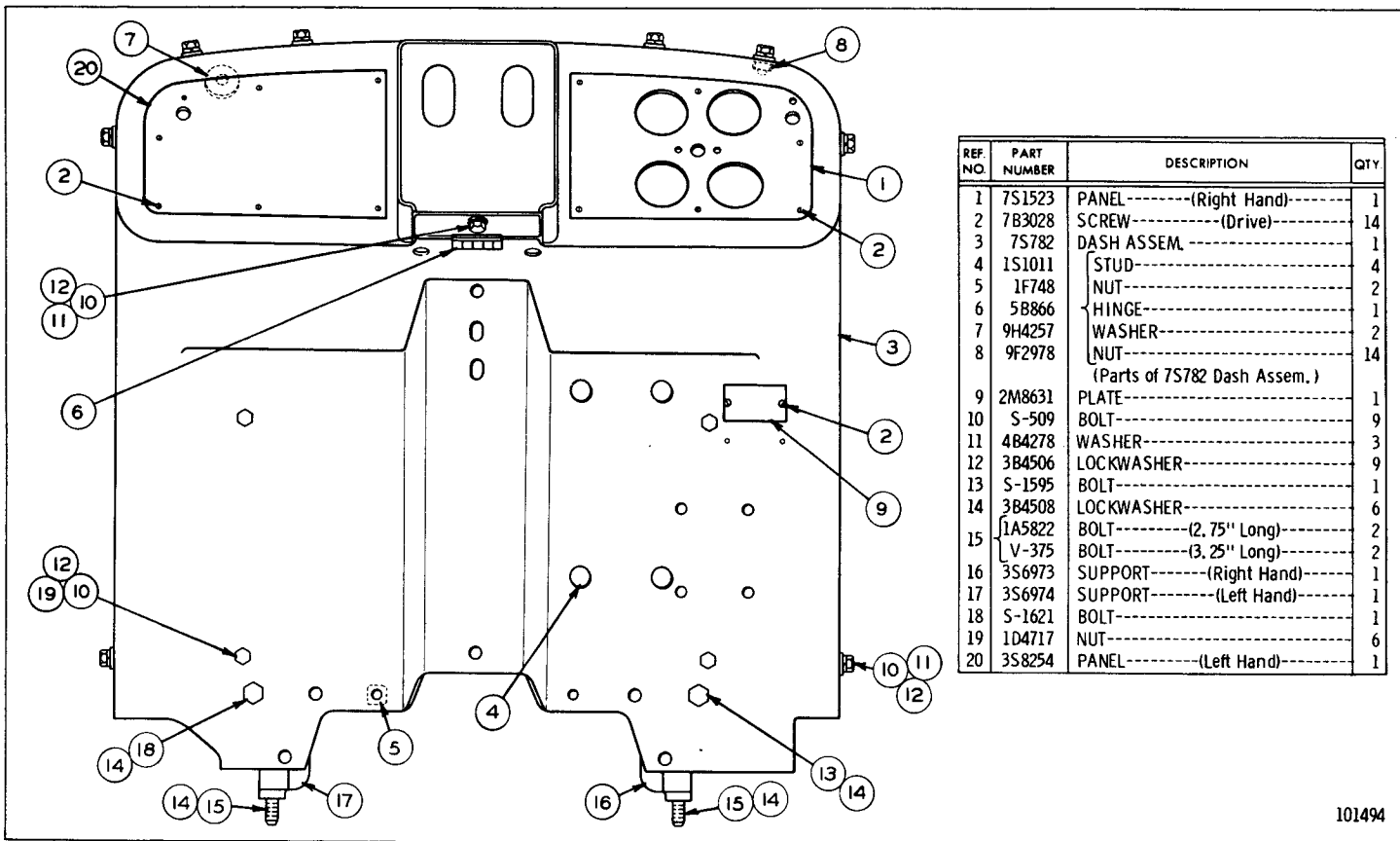
NAME	SHOE (39 REQUIRED FOR ONE TRACK)	COMPLETE TRACK GROUP (HARDWARE INCLUDED) 2 REQUIRED PER TRACTOR
16" GROUSER SHOE	5S820	5S827
18" GROUSER SHOE	5S821	5S828
20" GROUSER SHOE 74" GAUGE ONLY	5S822	8S1881
22" GROUSER SHOE 74" GAUGE ONLY	5S823	9S3343

7H3597 TRACK SHOE BOLT - 156 REQUIRED FOR ONE TRACK  
 1M1408 NUT - USED WITH 7H3597

NOTE: 7S6160 TRACK PIN AND BUSHING GROUP, CONSISTING OF A COMPLETE SET OF PINS AND BUSHINGS FOR ONE TRACK, IS AVAILABLE

TRACK GROUP--2 GROUPS REQUIRED  
 REFER ALSO TO PAGES 125 AND 126 FOR SPECIAL PARTS

ONLY "CATERPILLAR" PARTS GIVE "CATERPILLAR" PERFORMANCE

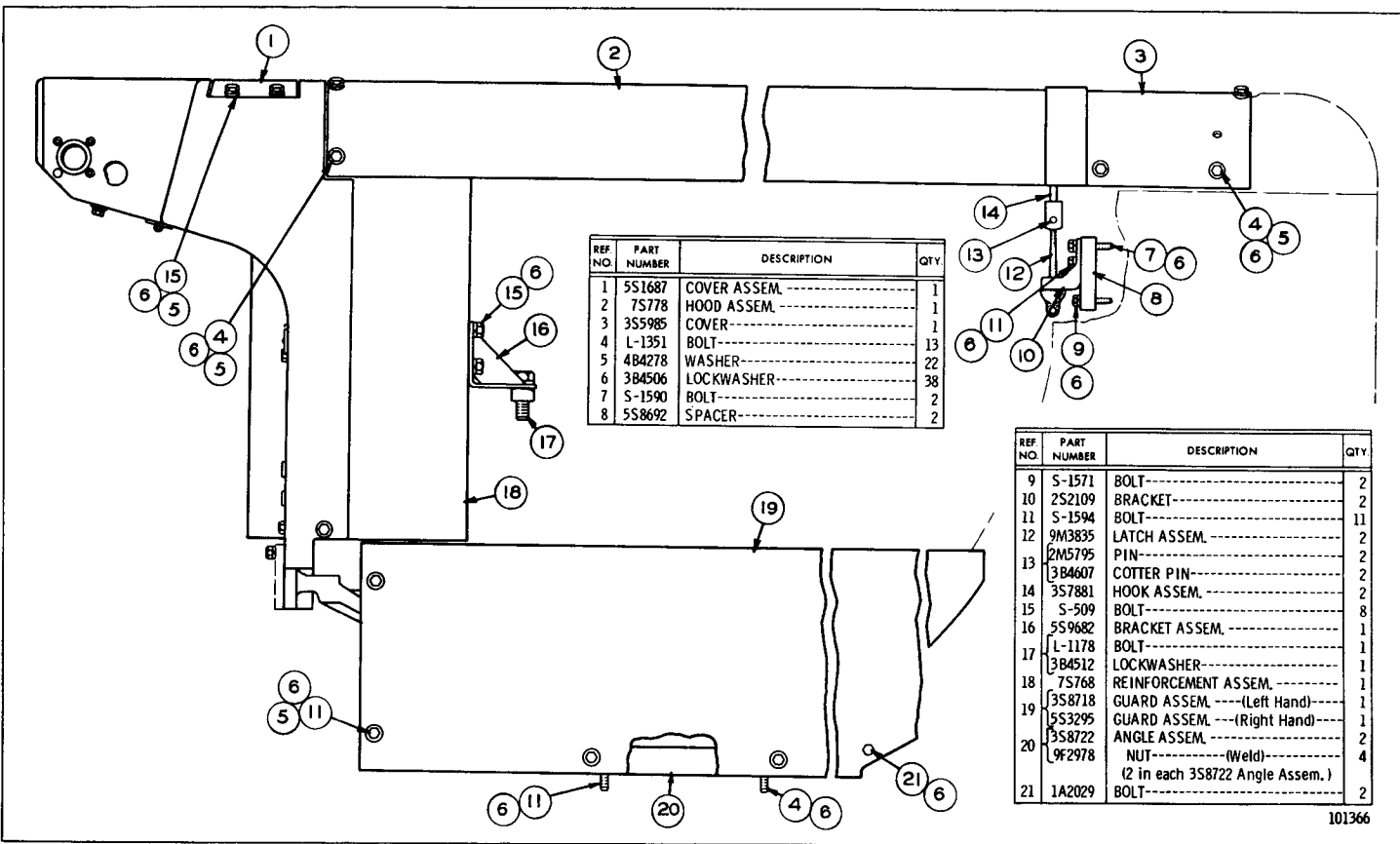


REF. NO.	PART NUMBER	DESCRIPTION	QTY.
1	7S1523	PANEL------(Right Hand)-----	1
2	7B3028	SCREW------(Drive)-----	14
3	7S782	DASH ASSEM.-----	1
4	1S1011	STUD-----	4
5	1F748	NUT-----	2
6	5B866	HINGE-----	1
7	9H4257	WASHER-----	2
8	9F2978	NUT-----	14
		(Parts of 7S782 Dash Assem.)	
9	2M8631	PLATE-----	1
10	S-509	BOLT-----	9
11	4B4278	WASHER-----	3
12	3B4506	LOCKWASHER-----	9
13	S-1595	BOLT-----	1
14	3B4508	LOCKWASHER-----	6
15	1A5822	BOLT------(2.75" Long)-----	2
	V-375	BOLT------(3.25" Long)-----	2
16	3S6973	SUPPORT------(Right Hand)-----	1
17	3S6974	SUPPORT------(Left Hand)-----	1
18	S-1621	BOLT-----	1
19	1D4717	NUT-----	6
20	3S8254	PANEL------(Left Hand)-----	1

101494

HOOD AND DASH—Front View  
 Serial No. 93J1 to 93J345 inclusive and 94J1 to 94J476 inclusive

HOOD AND DASH—Side View  
 Serial No. 93J1 to 93J345 inclusive and 94J1 to 94J476 inclusive



REF NO	PART NUMBER	DESCRIPTION	QTY.
1	5S1687	COVER ASSEM.-----	1
2	7S778	HOOD ASSEM.-----	1
3	3S5985	COVER-----	1
4	L-1351	BOLT-----	13
5	4B4278	WASHER-----	22
6	3B4506	LOCKWASHER-----	38
7	S-1590	BOLT-----	2
8	5S8692	SPACER-----	2

REF. NO.	PART NUMBER	DESCRIPTION	QTY.
9	S-1571	BOLT-----	2
10	2S2109	BRACKET-----	2
11	S-1594	BOLT-----	11
12	9M3835	LATCH ASSEM.-----	2
13	2M5795	PIN-----	2
13	3B4607	COTTER PIN-----	2
14	3S7881	HOOK ASSEM.-----	2
15	S-509	BOLT-----	8
16	5S9682	BRACKET ASSEM.-----	1
17	L-1178	BOLT-----	1
17	3B4512	LOCKWASHER-----	1
18	7S768	REINFORCEMENT ASSEM.-----	1
19	3S8718	GUARD ASSEM.-----(Left Hand)	1
19	5S3295	GUARD ASSEM.-----(Right Hand)	1
20	3S8722	ANGLE ASSEM.-----	2
20	9E2978	NUT----- (Weld)	4
20		(2 in each 3S8722 Angle Assem.)	
21	1A2029	BOLT-----	2

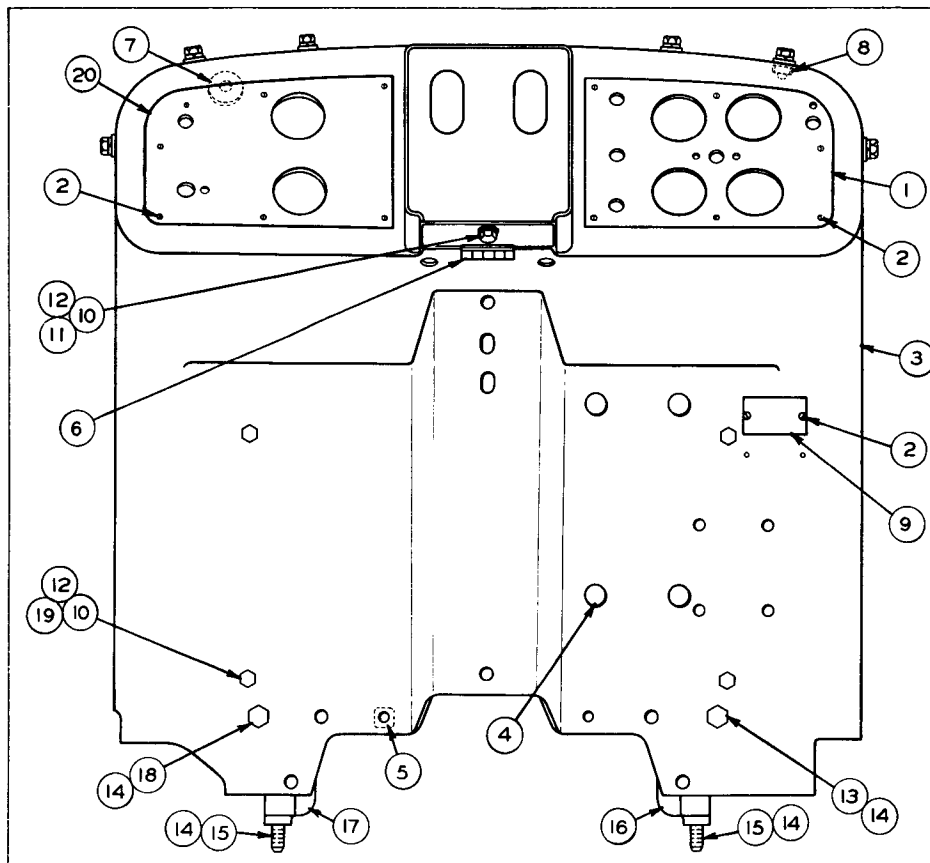
101366

ONLY "CATERPILLAR" PARTS GIVE "CATERPILLAR" PERFORMANCE

CLUTCH, TRANSMISSION AND CHASSIS

C INDICATES CHANGE FROM PREVIOUS TYPE

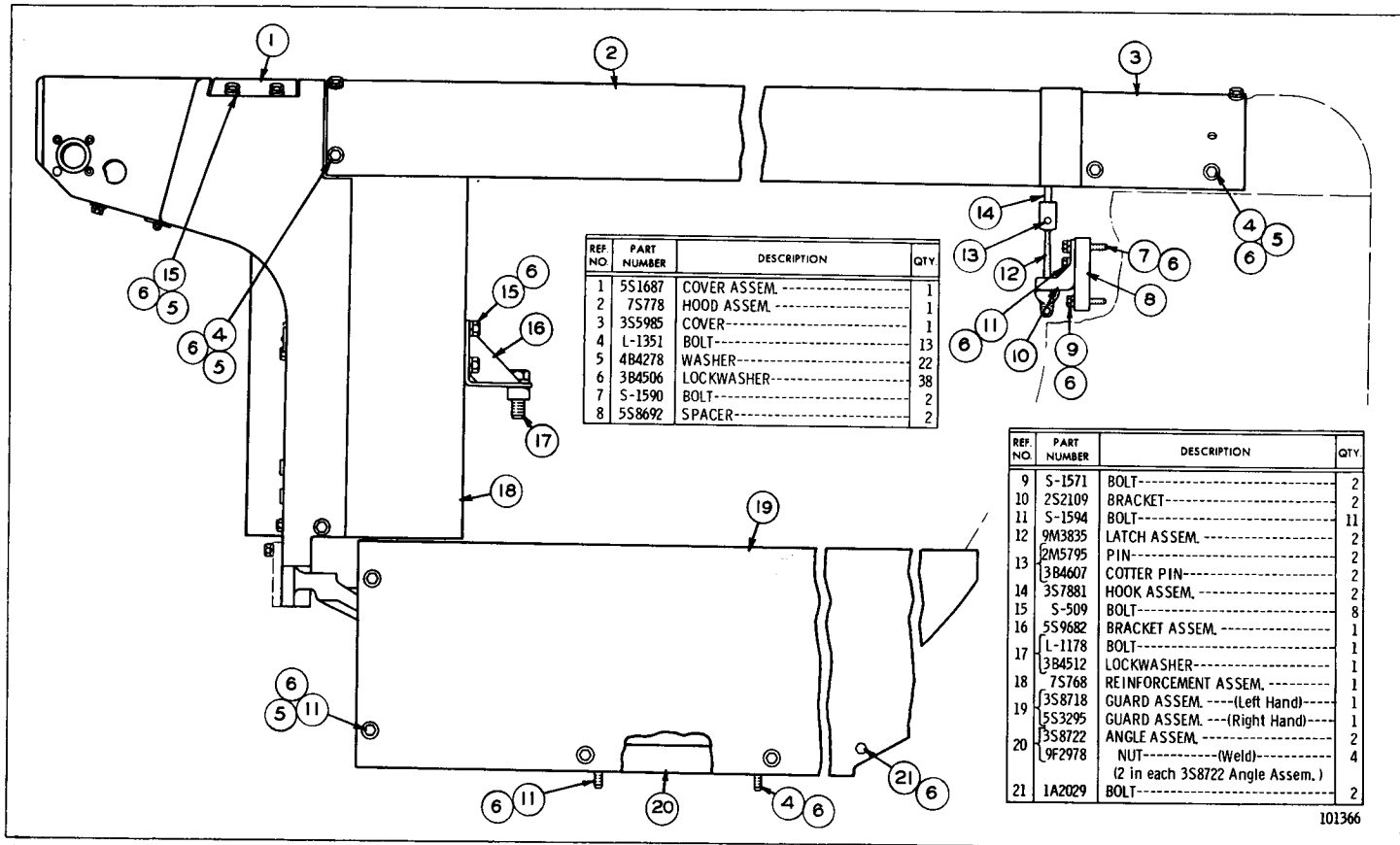
REF. NO.	PART NUMBER	DESCRIPTION	QTY.
1	7S1523	PANEL------(Right Hand)-----	1
2	7B3028	SCREW------(Drive)-----	14
3	7S782	DASH ASSEM.-----	1
4	1S1011	STUD-----	4
5	1F748	NUT-----	2
6	5B866	HINGE-----	1
7	9H4257	WASHER-----	2
8	9F2978	NUT-----	14
		(Parts of 7S782 Dash Assem.)	
9	2M8631	PLATE-----	1
C 10	S 509	BOLT-----	7
C 11	4B4278	WASHER-----	1
C 12	3B4506	LOCKWASHER-----	7
13	S 1595	BOLT-----	1
14	3B4508	LOCKWASHER-----	6
15	1A5822	BOLT------(2.75" Long)-----	2
	V 375	BOLT------(3.25" Long)-----	2
16	3S6973	SUPPORT------(Right Hand)-----	1
17	3S6974	SUPPORT------(Left Hand)-----	1
18	S 1621	BOLT-----	1
19	1D4717	NUT-----	6
C 20	8S4554	PANEL------(Left Hand)-----	1



HOOD AND DASH (7S849 N/S)—Front View  
 Serial No. 93J346 to 93J544 and 93J546 to 93J552 inclusive and 94J477 to 94J1271 inclusive

124793

HOOD DASH (7S849 N/S)—Side View  
 Serial No. 93J346 to 93J544 and 93J546 to 93J552 inclusive and 94J477 to 94J1271 inclusive



ONLY "CATERPILLAR" PARTS GIVE "CATERPILLAR" PERFORMANCE

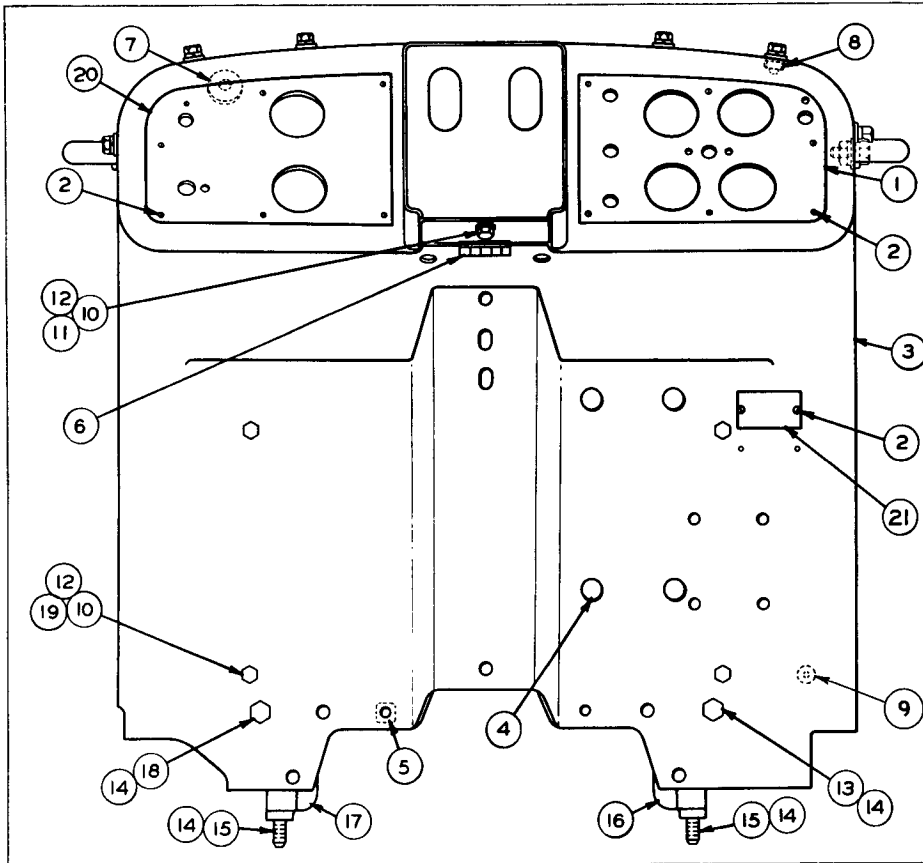
CLUTCH, TRANSMISSION AND CHASSIS

84C

101366



ALWAYS GIVE SERIAL NUMBER WHEN ORDERING PARTS

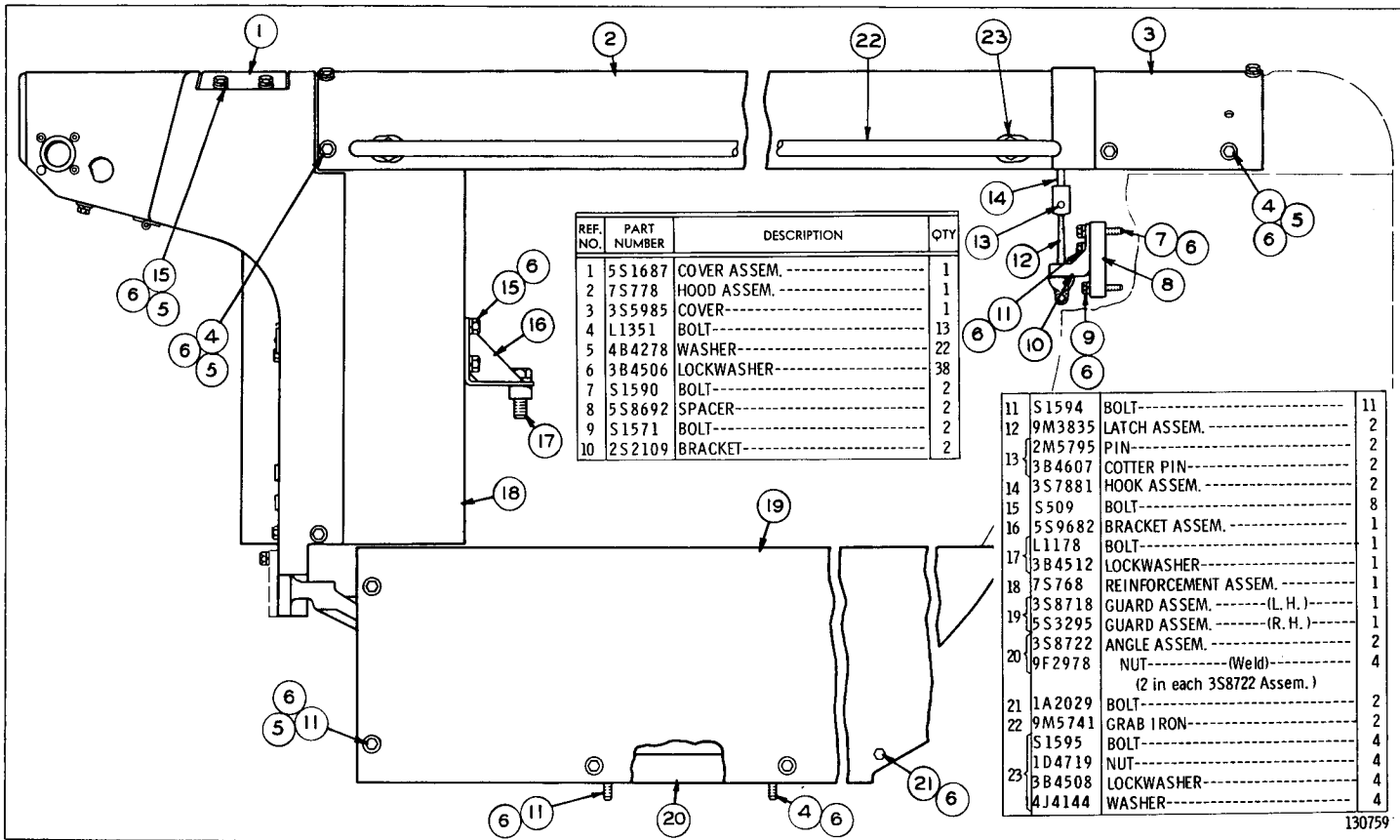


REF. NO.	PART NUMBER	DESCRIPTION	QTY
1	7S1523	PANEL------(R. H.)-----	1
2	7B3028	SCREW------(Drive)-----	14
3	7S782	DASH ASSEM.-----	1
4	1S1011	STUD-----	4
5	1F748	NUT-----	2
6	5B866	HINGE-----	1
7	9H4257	WASHER-----	2
8	9F2978	NUT-----	14
9	4D9376	BOSS-----	2
		(Parts of 7S782 Assem.)	
10	S509	BOLT-----	7
11	4B4278	WASHER-----	1
12	3B4506	LOCKWASHER-----	7
13	S1595	BOLT-----	1
14	3B4508	LOCKWASHER-----	6
15	1A5822	BOLT------(2.75" Long)	2
	V375	BOLT------(3.25" Long)	2
16	3S6973	SUPPORT------(R. H.)-----	1
17	3S6974	SUPPORT------(L. H.)-----	1
18	S1621	BOLT-----	1
19	1D4717	NUT-----	6
20	8S4554	PANEL------(L. H.)-----	1
21	2M8631	PLATE-----	1

130758

HOOD AND DASH (7S849 N/S)—Front View  
 Serial No. 93J545 & 93J553 to 93J653 inclusive and 94J1272 to 94J1617 inclusive

HOOD AND DASH (7S849 N/S)—Side View  
 Serial No. 93J545 & 93J553 to 93J653 inclusive and 94J1272 to 94J1617 inclusive



REF. NO.	PART NUMBER	DESCRIPTION	QTY
1	5S1687	COVER ASSEM. -----	1
2	7S778	HOOD ASSEM. -----	1
3	3S5985	COVER -----	1
4	L1351	BOLT -----	13
5	4B4278	WASHER -----	22
6	3B4506	LOCKWASHER -----	38
7	S1590	BOLT -----	2
8	5S8692	SPACER -----	2
9	S1571	BOLT -----	2
10	2S2109	BRACKET -----	2

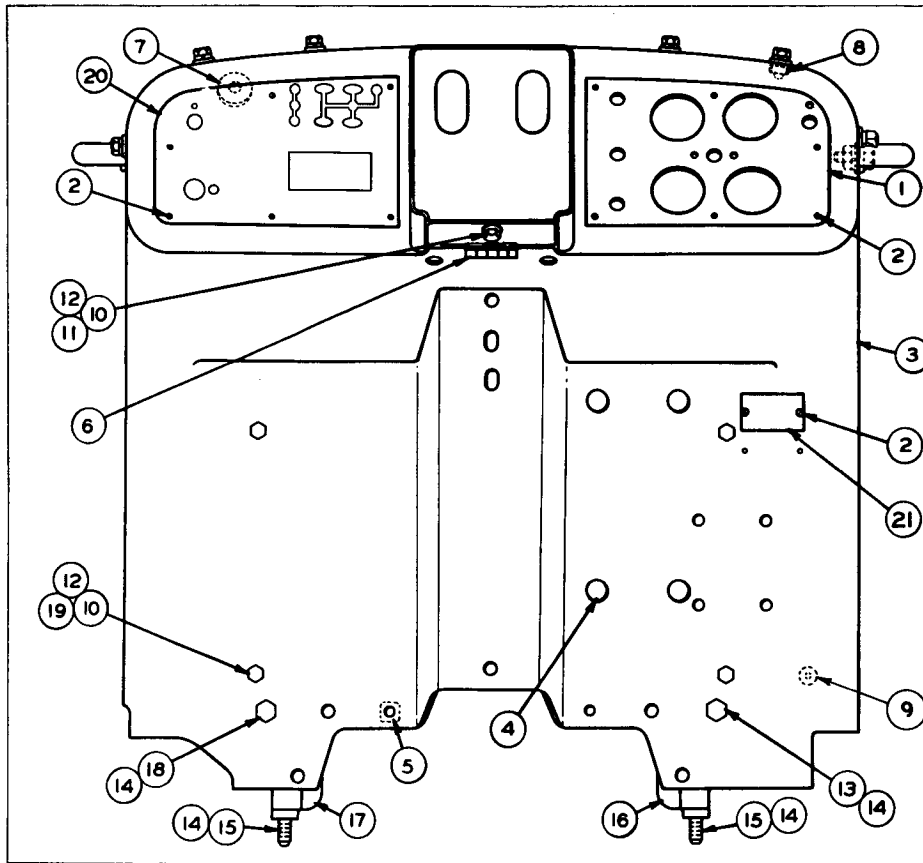
11	S1594	BOLT -----	11
12	9M3835	LATCH ASSEM. -----	2
13	2M5795	PIN -----	2
13	3B4607	COTTER PIN -----	2
14	3S7881	HOOK ASSEM. -----	2
15	S509	BOLT -----	8
16	5S9682	BRACKET ASSEM. -----	1
17	L1118	BOLT -----	1
17	3B4512	LOCKWASHER -----	1
18	7S768	REINFORCEMENT ASSEM. -----	1
18	3S8718	GUARD ASSEM. ----- (L. H.)	1
19	5S3295	GUARD ASSEM. ----- (R. H.)	1
19	3S8722	ANGLE ASSEM. -----	2
20	9F2978	NUT ----- (Weld)	4
		(2 in each 3S8722 Assem.)	
21	1A2029	BOLT -----	2
22	9M5741	GRAB IRON -----	2
	S1595	BOLT -----	4
23	1D4719	NUT -----	4
	3B4508	LOCKWASHER -----	4
	4J4144	WASHER -----	4

ONLY "CATERPILLAR" PARTS GIVE "CATERPILLAR" PERFORMANCE

CLUTCH, TRANSMISSION AND CHASSIS

84E

ALWAYS GIVE SERIAL NUMBER WHEN ORDERING PARTS



REF. NO.	PART NUMBER	DESCRIPTION	QTY
1	7S1523	PANEL------(R. H.)-----	1
2	7B3028	SCREW------(Drive)-----	14
3	7S782	DASH ASSEM.-----	1
4	1S1011	STUD-----	4
5	1F748	NUT-----	2
6	5B866	HINGE-----	1
7	9H4257	WASHER-----	2
8	9F2978	NUT-----	14
9	4D9376	BOSS-----	2
10	S509	BOLT-----	7
11	4B4278	WASHER-----	1
12	3B4506	LOCKWASHER-----	7
13	S1595	BOLT-----	1
14	3B4508	LOCKWASHER-----	6
15	1A5822	BOLT------(2.75" Long)-----	2
	V375	BOLT------(3.25" Long)-----	2
16	3S6973	SUPPORT------(R. H.)-----	1
17	3S6974	SUPPORT------(L. H.)-----	1
18	S1621	BOLT-----	1
19	1D4717	NUT-----	6
C 20	2P2117	PANEL------(L. H.)-----	1
21	2M8631	PLATE-----	1

C INDICATES CHANGE

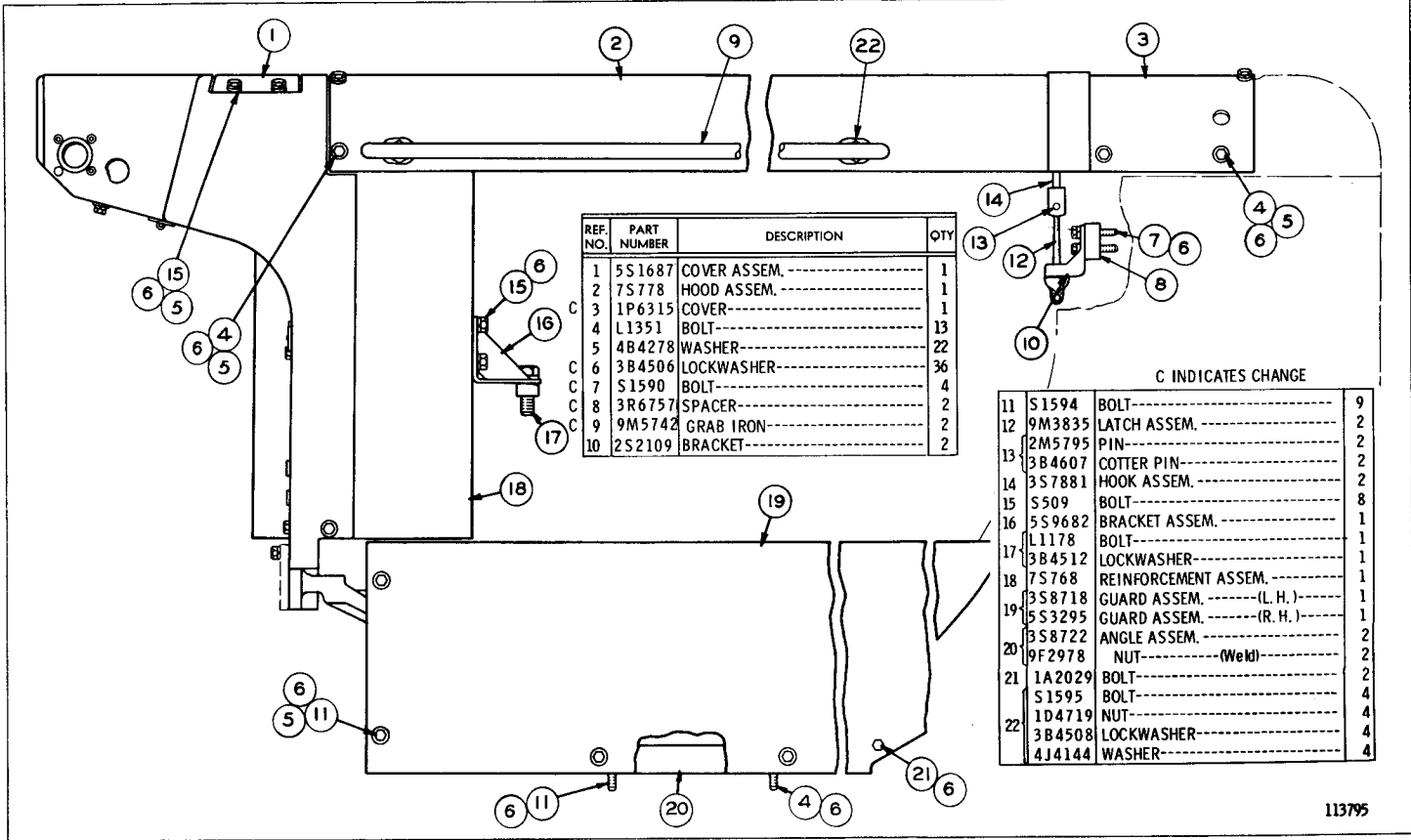
113794

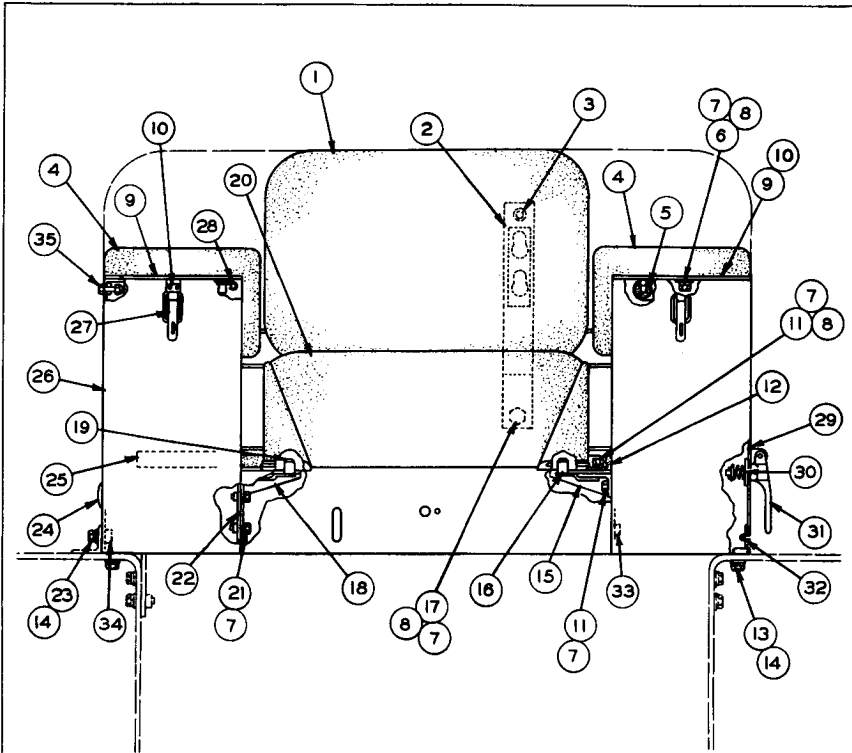
HOOD AND DASH (7S849 N/S)—Front View  
Effective with Serial No. 93J654—Up and 94J1618—Up

HOOD AND DASH (7S849 N/S)—Side View  
 Effective with Serial No. 93J654—Up and 94J1618—Up

CLUTCH, TRANSMISSION AND CHASSIS

ONLY "CATERPILLAR" PARTS GIVE "CATERPILLAR" PERFORMANCE





REF NO.	PART NUMBER	DESCRIPTION	QTY.
1	1S7171	CUSHION ASSEM. -----	1
2	8M8007	STRIP ASSEM. -----	2
3	7B6636	SCREW -----	4
4	7S7319	CUSHION ASSEM. -----	2
5	3F1240	GROMMET -----	4
6	T-703	BOLT -----	4
7	3B4506	LOCKWASHER -----	20
8	4B4278	WASHER -----	10
9	7M3442	LID ASSEM. -----	2
10	9F6596	HOOK -----	2
	8B5726	RIVET -----	4
		(One half each in 7M3442 Lid Assem.)	
11	S-509	BOLT -----	10
12	7S7888	PLATE ASSEM. -----	1
	7S7887	STRIP -----	2
		(Part of 7S7888 Plate Assem.)	
13	7B3235	BOLT -----	2
14	3B4508	LOCKWASHER -----	4
	4B4280	WASHER -----	4
15	7S786	SUPPORT ASSEM. --(Left Hand)--	1
	9F2978	{NUT -----(Weld)-----	2
16	3B2568	{DOWEL -----	1
		(Parts of 7S786 Support Assem.)	
17	L-472	BOLT -----	2
18	7S785	SUPPORT ASSEM. --(Right Hand)--	1
	9F2978	{NUT -----(Weld)-----	2
19	3B2568	{DOWEL -----	1
		(Parts of 7S785 Support Assem.)	
20	8H433	CUSHION ASSEM. -----	1

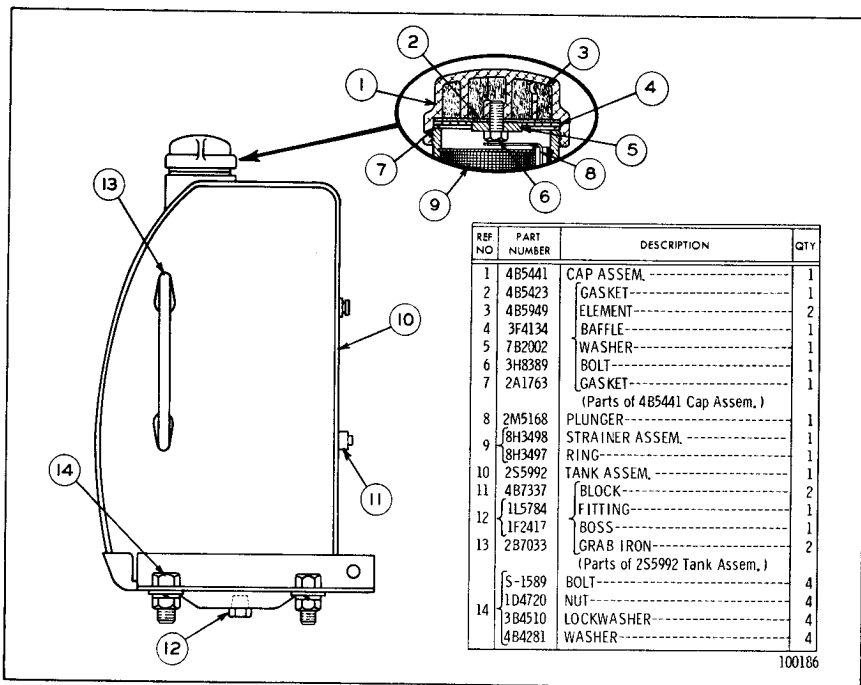
REF NO.	PART NUMBER	DESCRIPTION	QTY.
21	L-1351	BOLT -----	4
22	5S3184	ANGLE -----	2
23	6H1717	BOLT -----	2
24	4S6336	BUTTON -----	3
25	5S4923	STRIP -----	1
26	7S9596	SEAT AND BATTERY BOX ASSEM. --	1
	9F6595	{CATCH -----	2
27	6F9571	{SPACER -----	2
	4B4312	{RIVET -----	4
28	2849-A	{PIN -----	2
29	7S6112	DOOR ASSEM. -----	1
	9H9502	{CAM -----	1
30	4B7033	{SPRING -----	1
	8H3526	{WASHER -----	2
	2L5894	{PIN -----	1
31	3K7514	HANDLE -----	1
32	5B866	HINGE -----	2
33	9F2978	{NUT -----(Weld)-----	14
34	1F748	{NUT -----(Weld)-----	2
		(Parts of 7S9596 Seat and Battery Box Assem.)	
35	8M6206	SCREW ASSEM. -----	2
	2F8616	{NUT -----	2
	FM055159	{FORM -----	1
		(Instructions for installing Seat and Battery Box)	

101664

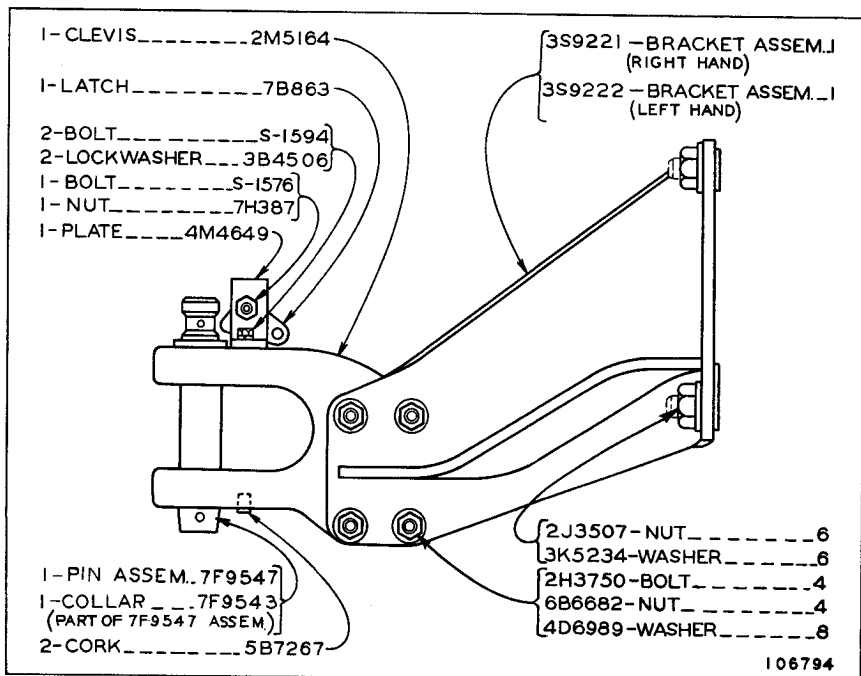
## SEAT CUSHIONS AND BATTERY BOX

NOTE: 6D4-709 SEAT BELT IS AVAILABLE  
REFER ALSO TO PAGE 110 FOR SPECIAL PARTS

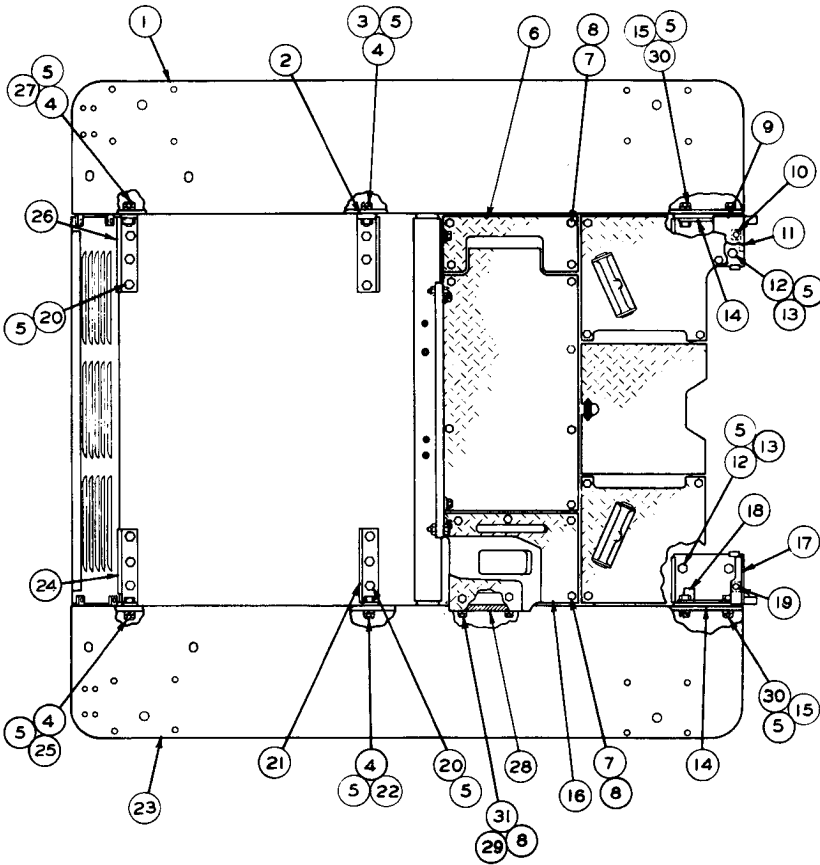
ALWAYS GIVE SERIAL NUMBER WHEN ORDERING PARTS



FUEL TANK (1S5209 N/S)—65 U.S. Gallon  
Refer also to Page 113 for special parts



FIXED DRAWBAR (3S9179 N/S)  
Serial No. 93J1 to 93J653 inclusive and 94J1 to 94J1617 inclusive  
Also available as an Attachment effective with Serial No. 93J654-Up and 94J1618-Up  
ONLY "CATERPILLAR" PARTS GIVE "CATERPILLAR" PERFORMANCE



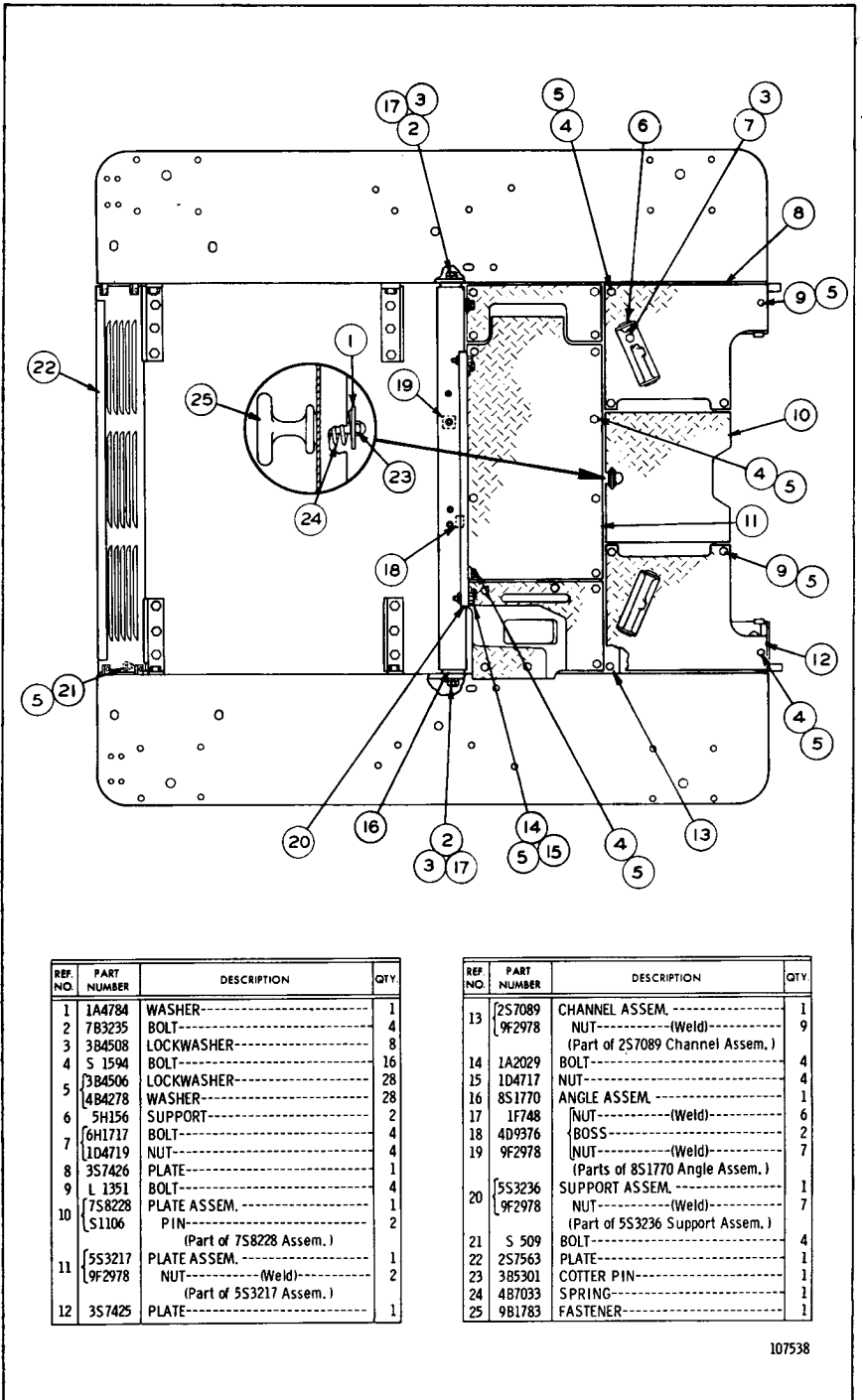
REF. NO.	PART NUMBER	DESCRIPTION	QTY.
1	3S7896	FENDER ASSEM. -----	1
2	3S8251	BRACKET ASSEM. -----	1
3	1F748	NUT----- (Weld)----- (Part of 3S8251 Bracket Assem.)	2
4	S-1585	BOLT-----	8
5	3B4508	LOCKWASHER-----	32
6	5S3226	PLATE ASSEM. -----	1
7	S-1594	BOLT-----	10
8	4B4278	WASHER-----	10
9	3B4506	LOCKWASHER-----	12
10	3S7496	SUPPORT ASSEM. -----	1
11	9F2978	NUT----- (Weld)-----	2
12	1F748	NUT----- (Weld)-----	2
13	S-1595	BOLT-----	4
14	4B4280	WASHER-----	4
15	5S1895	STRIP ASSEM. -----	4
16	1F748	NUT----- (Weld)----- (2 in each 5S1895 Strip Assem.)	8
17	5S3233	COVER-----	1

REF. NO.	PART NUMBER	DESCRIPTION	QTY.
17	3S7495	SUPPORT ASSEM. -----	1
18	8F9836	LUG-----	1
19	9F2978	NUT----- (Weld)----- (Parts of 3S7495 Support Assem.)	1
20	S-1621	BOLT-----	12
21	4S8966	BRACKET ASSEM. -----	1
22	1F748	NUT----- (Weld)----- (Part of 4S8966 Bracket Assem.)	2
23	3S7895	FENDER ASSEM. -----	1
24	2S7080	BRACKET ASSEM. -----	1
25	1F748	NUT----- (Weld)----- (Part of 2S7080 Bracket Assem.)	2
26	2S7084	BRACKET ASSEM. -----	1
27	1F748	NUT----- (Weld)----- (Part of 2S7084 Bracket Assem.)	2
28	2S7082	ANGLE ASSEM. -----	1
29	9F2978	NUT----- (Part of 2S7082 Angle Assem.)	4
30	S-1587	BOLT-----	8
31	1A2029	BOLT-----	2

102158

## FENDERS--PART 1

ALWAYS GIVE SERIAL NUMBER WHEN ORDERING PARTS



REF. NO.	PART NUMBER	DESCRIPTION	QTY.
1	1A4784	WASHER-----	1
2	783235	BOLT-----	4
3	384508	LOCKWASHER---	8
4	5 1594	BOLT-----	16
5	384506	LOCKWASHER---	28
6	484278	WASHER-----	28
7	5H156	SUPPORT-----	2
8	6H1717	BOLT-----	4
9	1D4719	NUT-----	4
10	3S7426	PLATE-----	1
11	L 1351	BOLT-----	4
12	7S8228	PLATE ASSEM.---	1
	S1106	PIN-----	2
		(Part of 7S8228 Assem.)	
	5S3217	PLATE ASSEM.---	1
	9F2978	NUT----- (Weld)---	2
		(Part of 5S3217 Assem.)	
	3S7425	PLATE-----	1

REF. NO.	PART NUMBER	DESCRIPTION	QTY.
13	2S7089	CHANNEL ASSEM.---	1
	9F2978	NUT----- (Weld)---	9
		(Part of 2S7089 Channel Assem.)	
14	1A2029	BOLT-----	4
15	1D4717	NUT-----	4
16	8S1770	ANGLE ASSEM.---	1
17	1F748	NUT----- (Weld)---	6
18	4D9376	BOSS-----	2
19	9F2978	NUT----- (Weld)---	7
		(Parts of 8S1770 Angle Assem.)	
20	5S3236	SUPPORT ASSEM.---	1
	9F2978	NUT----- (Weld)---	7
		(Part of 5S3236 Support Assem.)	
21	5 509	BOLT-----	4
22	2S7563	PLATE-----	1
23	3B5301	COTTER PIN---	1
24	4B7033	SPRING-----	1
25	9B1783	FASTENER-----	1

107538

FENDERS--PART 2

ONLY "CATERPILLAR" PARTS GIVE "CATERPILLAR" PERFORMANCE

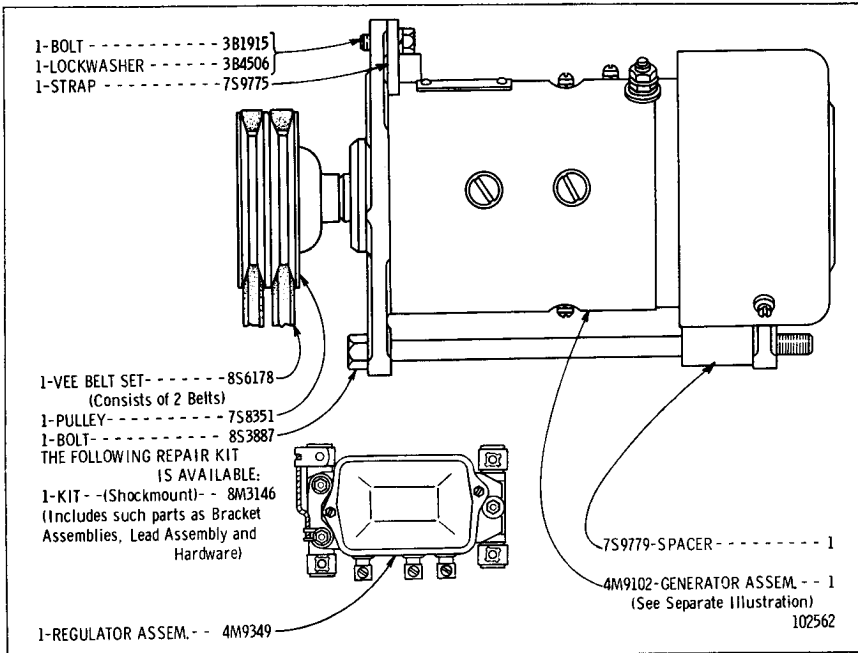


Consists of:

Page

1	7S3622	Starting Motor Group.....	94
1	8S136	Generator Group.....	90

**8S1573 DIRECT ELECTRIC STARTING ARRANGEMENT**  
 Serial No. 93J1 to 93J610 inclusive and 94J1 to 94J1554 inclusive  
 FOR USE IN TEMPERATURES OF 0°Fahrenheit OR BELOW



**8S136 GENERATOR GROUP—24 Volt, 20 Ampere**  
 Serial No. 93J1 to 93J610 inclusive and 94J1 to 94J1554 inclusive  
 Also part of 8S1573 Direct Electric Starting Arrangement  
 4M9102 Generator parts are shown on Page 91

ALWAYS GIVE SERIAL NUMBER WHEN ORDERING PARTS

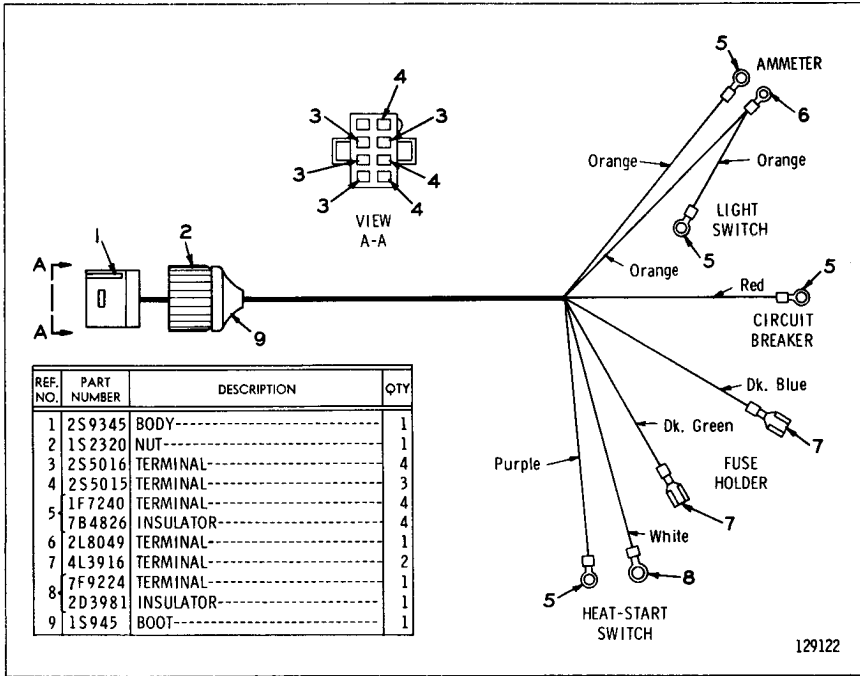
		Consists of:	Page
1	8S4283	Alternator Group.....	90D
1	9S9545	Wiring Group	
		Consisting of:	
	1	9S9543 Harness Assembly.....	90B
	1	9S9544 Harness Assembly.....	90D
	1	8M7892 Ammeter--To Dash	
	1	9S173 Circuit Breaker--To Dash	
	1	9S9542 Wire Assembly	
		Consisting of:	
		1 1H6249 Clasp	
		1 2S5015 Terminal	
		2 3S2093 Tie	
		1 3S8183 Connector	

**9S9546 ALTERNATOR ARRANGEMENT--24 Volt, 50 Ampere--Type 1**  
 Effective with Serial No. 93J540--Up and 94J1253--Up

		Consists of:	Page
1	8S4285	Alternator Group.....	90B
1	8M7892	Ammeter	
1	9S173	Circuit Breaker	

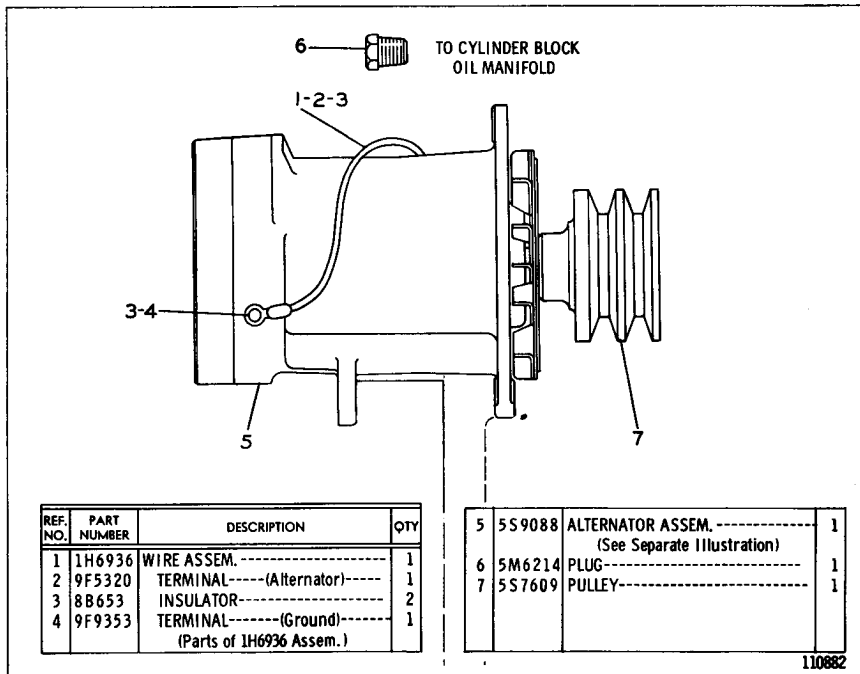
**9S9546 ALTERNATOR ARRANGEMENT--24 Volt, 50 Ampere--Type 2**  
 Effective with Serial No. 93J540--Up and 94J1253--Up

ONLY "CATERPILLAR" PARTS GIVE "CATERPILLAR" PERFORMANCE



**9S9543 HARNESS ASSEMBLY**

Part of Battery and Wiring & 9S9545 Wiring Group listed on Pages 45C and 90A



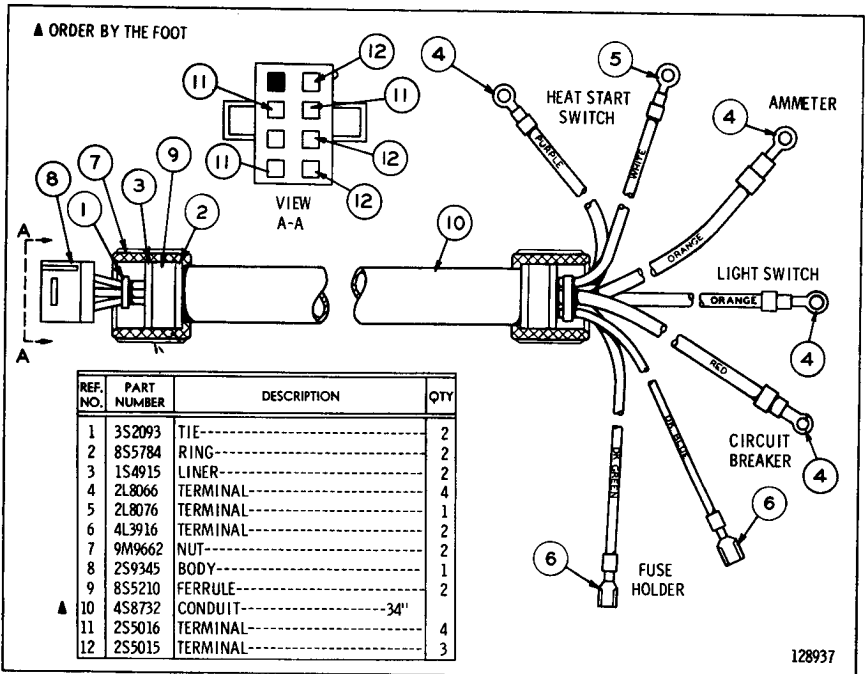
**8S4285 ALTERNATOR GROUP—24 Volt, 50 Ampere**

Part of 9S9546 Alternator Arrangement listed on Page 90A  
 5S9088 Alternator parts are shown on Pages 90F and 90G

**ALWAYS GIVE SERIAL NUMBER WHEN ORDERING PARTS**

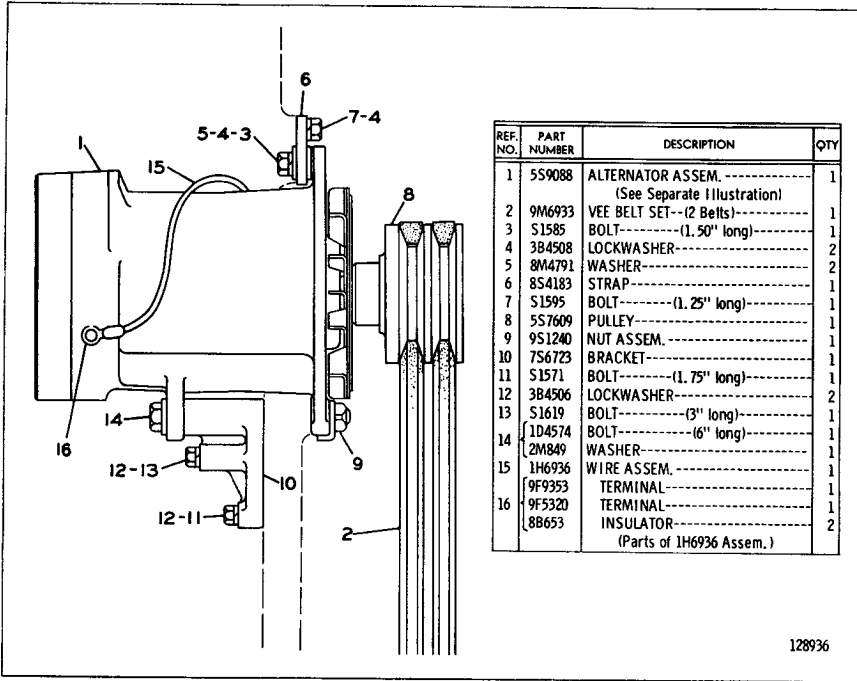
		Consists of:	Page
1	8S4283	Alternator Group.....	90D
1	9S976	Wiring Group	
		Consisting of:	
1	9S977	Wiring Harness Assembly.....	90C
1	9S978	Wiring Harness Assembly.....	90E
1	5M2555	Circuit Breaker--To Dash	
1	8M7892	Ammeter--To Dash	

**8S8779 ALTERNATOR ARRANGEMENT--24 Volt, 50 Ampere**  
 Effective with Serial No. 93J378--Up and 94J684--Up



**9S977 WIRING HARNESS ASSEMBLY**  
 Part of 9S976 Wiring Group

ONLY "CATERPILLAR" PARTS GIVE "CATERPILLAR" PERFORMANCE



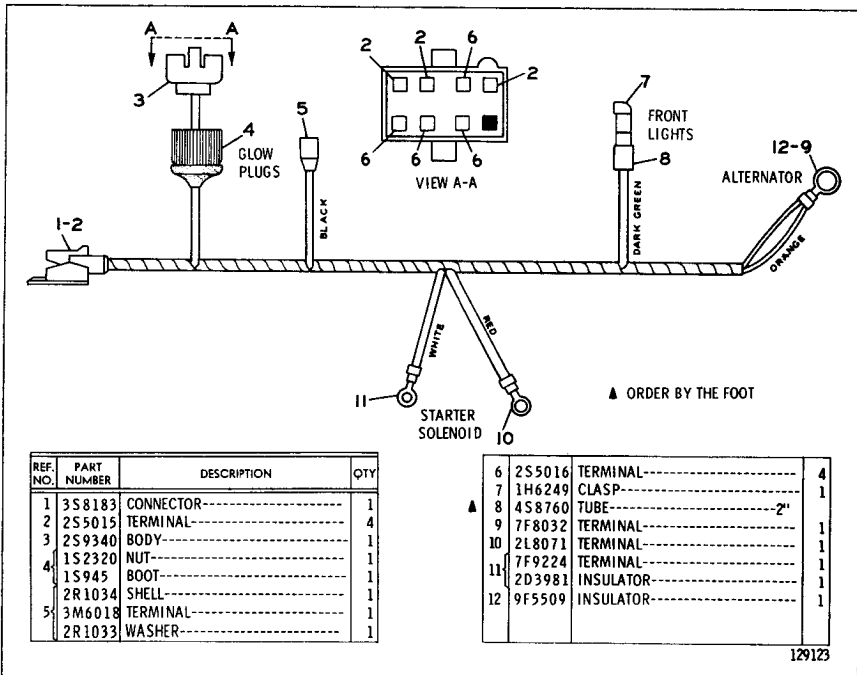
REF. NO.	PART NUMBER	DESCRIPTION	QTY
1	559088	ALTERNATOR ASSEM. ----- (See Separate Illustration)	1
2	9M6933	VEE BELT SET--(2 Belts)	1
3	S1585	BOLT----- (1.50" long)	1
4	3B4508	LOCKWASHER	2
5	8M4791	WASHER	2
6	8S4183	STRAP	1
7	S1595	BOLT----- (1.25" long)	1
8	5S7609	PULLEY	1
9	9S1240	NUT ASSEM.	1
10	7S6723	BRACKET	1
11	S1571	BOLT----- (1.75" long)	1
12	3B4506	LOCKWASHER	2
13	S1619	BOLT----- (3" long)	1
14	{ 1D4574	BOLT----- (6" long)	1
	{ 2M849	WASHER	1
15	1H6936	WIRE ASSEM.	1
	{ 9F9353	TERMINAL	1
	{ 9F5320	TERMINAL	1
16	{ 8B653	INSULATOR	2
		(Parts of 1H6936 Assem.)	

128936

**8S4283 ALTERNATOR GROUP—24 Volt, 50 Ampere**

Part of 9S9546 and 8S8779 Alternator Arrangements listed on Pages 90A & 90C

5S9088 Alternator parts are shown on Pages 90F and 90G



▲ ORDER BY THE FOOT

REF. NO.	PART NUMBER	DESCRIPTION	QTY
1	3S8183	CONNECTOR-----	1
2	2S5015	TERMINAL-----	4
3	2S9340	BODY-----	1
4	{ 1S2320	NUT-----	1
	{ 1S945	BOOT-----	1
	{ 2R1034	SHELL-----	1
5	{ 3M6018	TERMINAL-----	1
	{ 2R1033	WASHER-----	1

6	2S5016	TERMINAL-----	4
7	1H6249	CLASP-----	1
8	4S8760	TUBE----- 2"	1
9	7F8032	TERMINAL-----	1
10	2L8071	TERMINAL-----	1
	{ 7F9224	TERMINAL-----	1
11	{ 2D3981	INSULATOR-----	1
	{ 9F5509	INSULATOR-----	1

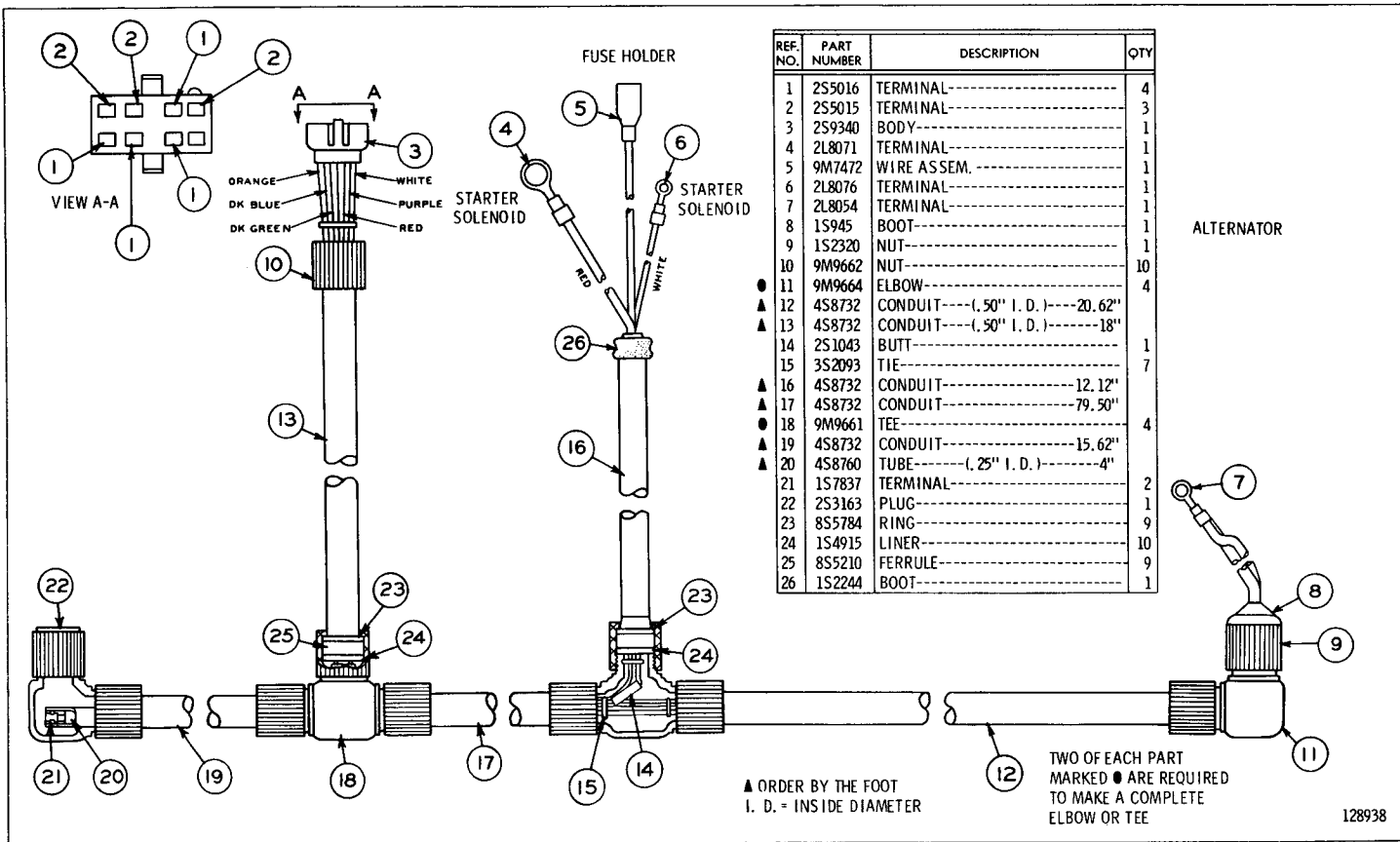
129123

**9S9544 HARNESS ASSEMBLY**

Part of 9S9545 Wiring Group listed on Page 90A

ALWAYS GIVE SERIAL NUMBER WHEN ORDERING PARTS

**9S978 WIRING HARNESS ASSEMBLY**  
Part of 9S976 Wiring Group listed on Page 90C



REF. NO.	PART NUMBER	DESCRIPTION	QTY
1	2S5016	TERMINAL	4
2	2S5015	TERMINAL	3
3	2S9340	BODY	1
4	2L8071	TERMINAL	1
5	9M7472	WIRE ASSEM.	1
6	2L8076	TERMINAL	1
7	2L8054	TERMINAL	1
8	1S945	BOOT	1
9	1S2320	NUT	1
10	9M9662	NUT	10
● 11	9M9664	ELBOW	4
▲ 12	4S8732	CONDUIT---(.50" I. D.)---20.62"	1
▲ 13	4S8732	CONDUIT---(.50" I. D.)---18"	1
14	2S1043	BUTT	1
15	3S2093	TIE	7
▲ 16	4S8732	CONDUIT---12.12"	1
▲ 17	4S8732	CONDUIT---79.50"	1
● 18	9M9661	TEE	4
▲ 19	4S8732	CONDUIT---15.62"	1
▲ 20	4S8760	TUBE---(.25" I. D.)---4"	1
21	1S7837	TERMINAL	2
22	2S3163	PLUG	1
23	8S5784	RING	9
24	1S4915	LINER	10
25	8S5210	FERRULE	9
26	1S2244	BOOT	1

▲ ORDER BY THE FOOT  
I. D. = INSIDE DIAMETER

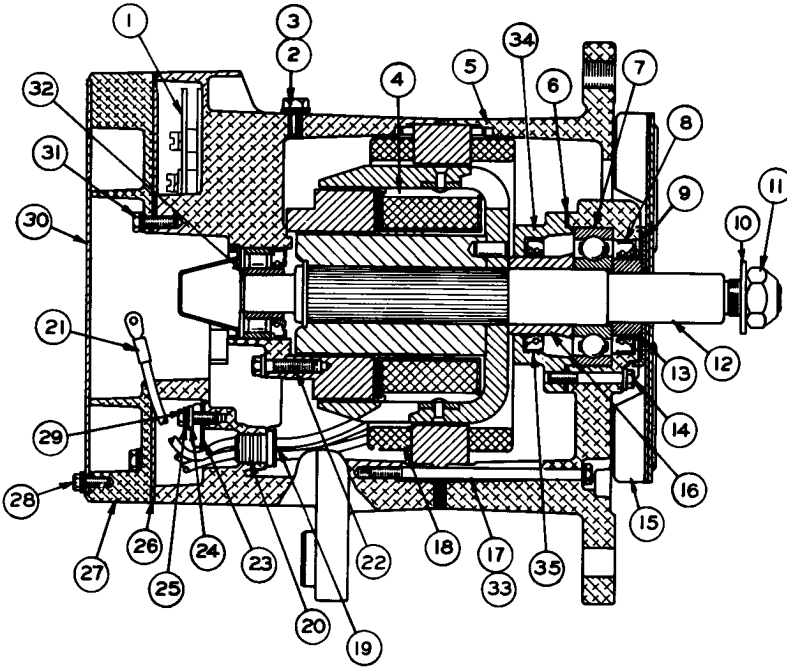
TWO OF EACH PART  
MARKED ● ARE REQUIRED  
TO MAKE A COMPLETE  
ELBOW OR TEE

128938

ONLY "CATERPILLAR" PARTS GIVE "CATERPILLAR" PERFORMANCE

ATTACHMENTS

90E



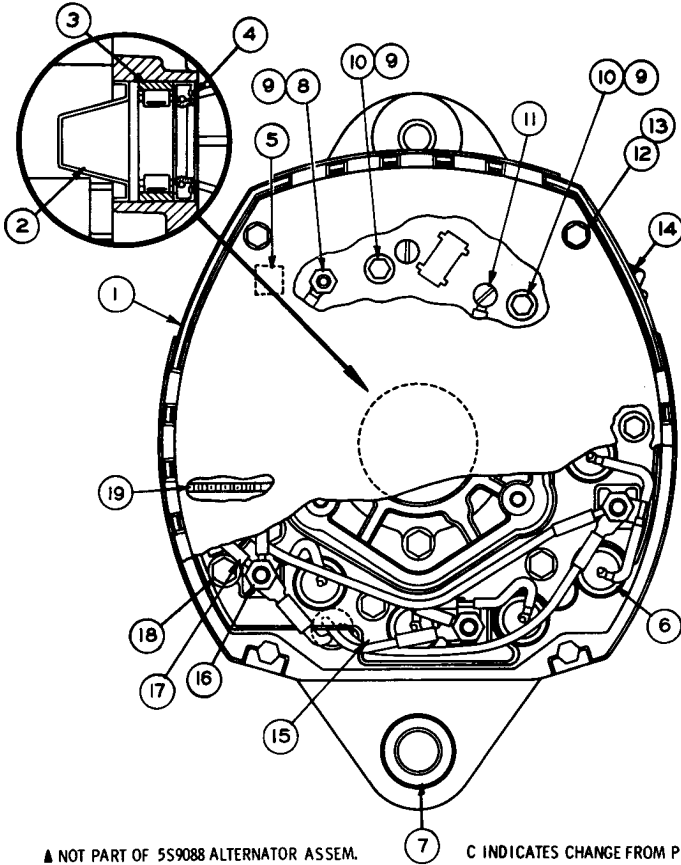
REF. NO.	PART NUMBER	DESCRIPTION	QTY
1	9S2259	REGULATOR ASSEM. -----	1
2	9S2011	SCREW -----	1
3	1L4789	LOCKWASHER -----	1
4	9S2248	FIELD COIL AND SUPPORT ASSEM. 1	1
5	2P5616	FRAME -----	1
6	9S2256	GASKET -----	1
7	2F5721	BEARING -----	1
8	9S2391	SEAL -----	1
9	9S2252	SLINGER -----	1
10	7F7621	WASHER -----	1
11	2K4821	LOCKNUT -----	1
12	9S2302	ROTOR ASSEM. -----	1
13	9S2254	COLLAR -----	1
14	9S2008	SCREW -----	4
15	9S2258	FAN AND BAFFLE ASSEM. -----	1
16	9S2261	COLLAR -----	1
17	9S2009	BOLT -----	4
18	9S2004	STATOR ASSEM. -----	1
19	9S2006	INSULATOR -----	1
20	9S2005	GROMMET -----	1
21	9S2014	CLIP -----	3
(Parts of 9S2004 Stator Assem.)			

REF. NO.	PART NUMBER	DESCRIPTION	QTY
22	9S2007	SCREW -----	3
23	9S2301	INSULATION -----	1
24	9S2300	INSULATOR -----	4
25	9S2247	WASHER ----- (Spring)	4
	4B4863	WASHER ----- (Plain)	4
26	9S2262	GASKET -----	1
27	9S2255	COVER -----	1
28	9S2544	SCREW -----	4
	8H878	LOCKWASHER -----	4
29	9S2440	SCREW -----	4
30	9S2260	PLATE -----	1
31	9S2437	SCREW -----	5
	7H2079	LOCKWASHER -----	5
32	9S2242	RACE -----	1
33	3B4502	LOCKWASHER -----	4
34	9S2390	RETAINER ASSEM. -----	1
35	9S2391	SEAL -----	1
(Part of 9S2390 Retainer Assem.)			

113011

5S9088 ALTERNATOR ASSEMBLY—24 Volt, 50 Ampere—Part 1  
Part of 8S4285 and 8S4283 Alternator Group shown on Pages 90B and 90D

ALWAYS GIVE SERIAL NUMBER WHEN ORDERING PARTS



▲ NOT PART OF 5S9088 ALTERNATOR ASSEM.

C INDICATES CHANGE FROM PREVIOUS TYPE

REF. NO.	PART NUMBER	DESCRIPTION	QTY
1	9S2398	HOUSING ASSEM. -----	1
2	9S2397	COVER-----	1
3	9S2395	BEARING-----	1
4	9S2394	SEAL-----	1
5	9F2247	PLUG-----	1
6	9S2393	DIODE-----	3
7	9S2396	BUSHING-----	1
		(Parts of 9S2398 Assem.)	
C 8	482043	NUT-----	1
C 9	9B7233	LOCKWASHER----(Shakeproof)-----	3
C 10	9S9830	SCREW-----	2
C 10	8H878	LOCKWASHER-----	2
C 10	8F1326	WASHER-----	3
C 11	9S9829	SCREW ASSEM.-----	1
12	9S2438	SCREW-----	2
13	7H2079	LOCKWASHER-----	2

REF. NO.	PART NUMBER	DESCRIPTION	QTY
14	9S2389	STUD ASSEM. -----	1
15	9S2292	HEAT SINK ASSEM. -----	1
16	482043	NUT-----	3
17	9S2246	LEAD ASSEM. -----	1
18	9S2542	SCREW-----	1
19	9S2250	GROMMET-----	1
▲	9S2013	KIT----- (Terminal Relay)-----	1
		(Consists of such parts as Bushing, "O" Ring and Hardware)	
▲	9S2012	KIT----- (Terminal Output)-----	1
		(Consists of such parts as Gaskets, Terminal, and Hardware)	
▲	9S2290	KIT----- (For Heat Sink)-----	1
		(Diode Junction Hardware)	
▲	9S2291	KIT----- (For Heat Sink)-----	1
		(Positive Diode Heat Sink Hardware)	

107769

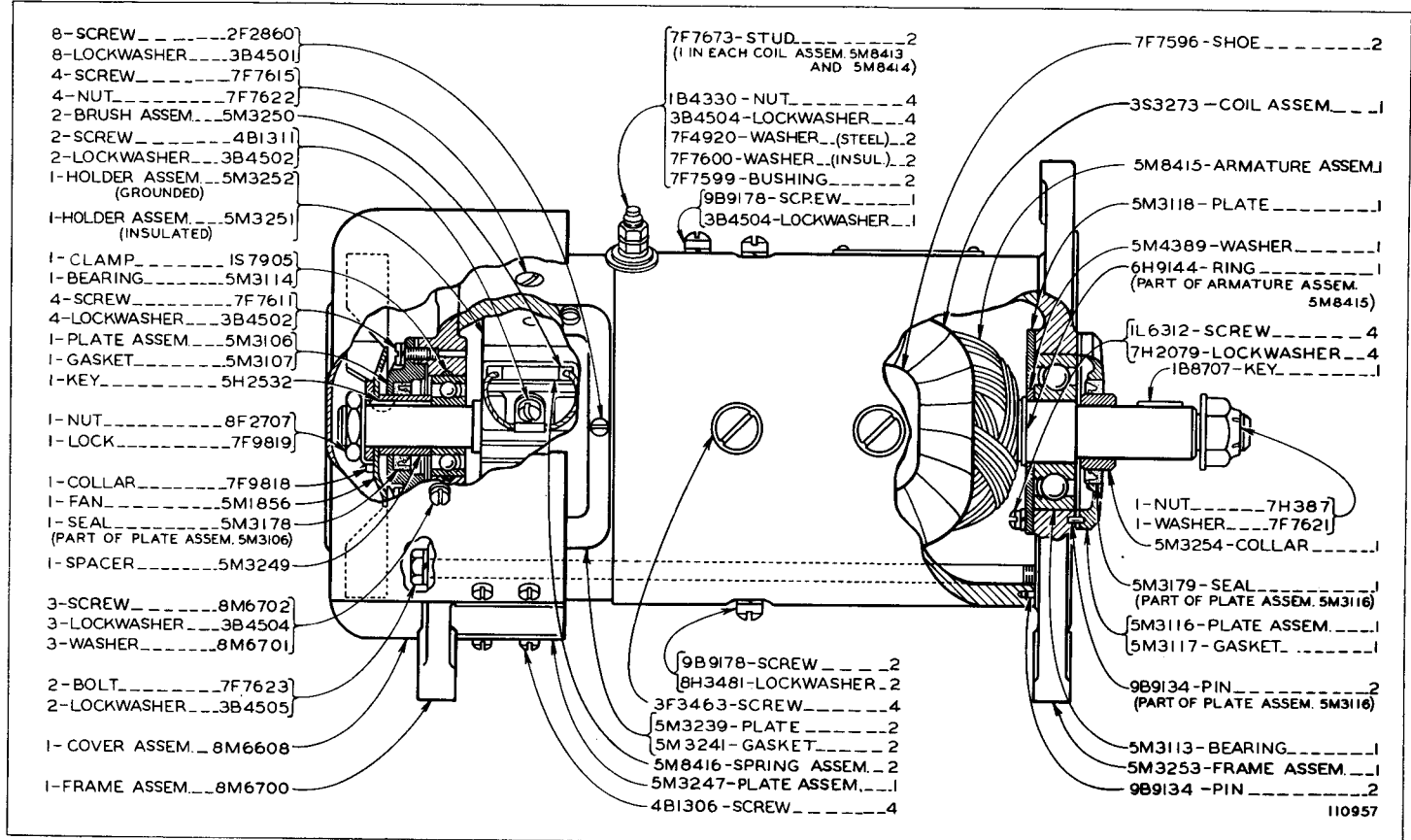
5S9088 ALTERNATOR ASSEMBLY--24 Volt, 50 Ampere--Part 2  
Part of 8S4285 and 8S4283 Alternator Group shown on Pages 90B and 90D

ONLY "CATERPILLAR" PARTS GIVE "CATERPILLAR" PERFORMANCE



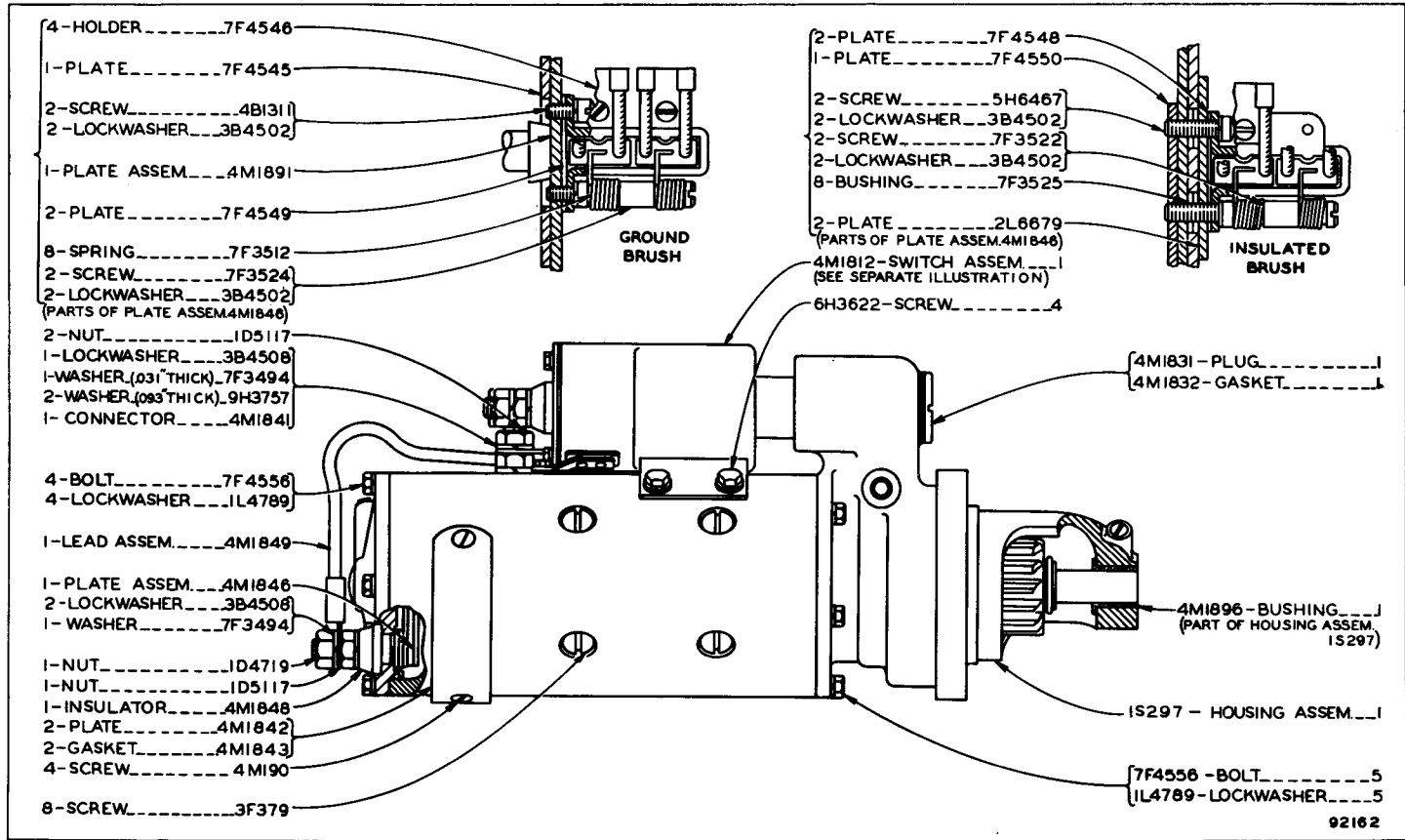
4M9102 GENERATOR ASSEMBLY—24 Volt, 20 Ampere  
Part of 8S136 Generator Group shown on Page 90

ONLY "CATERPILLAR" PARTS GIVE "CATERPILLAR" PERFORMANCE



ATTACHMENTS

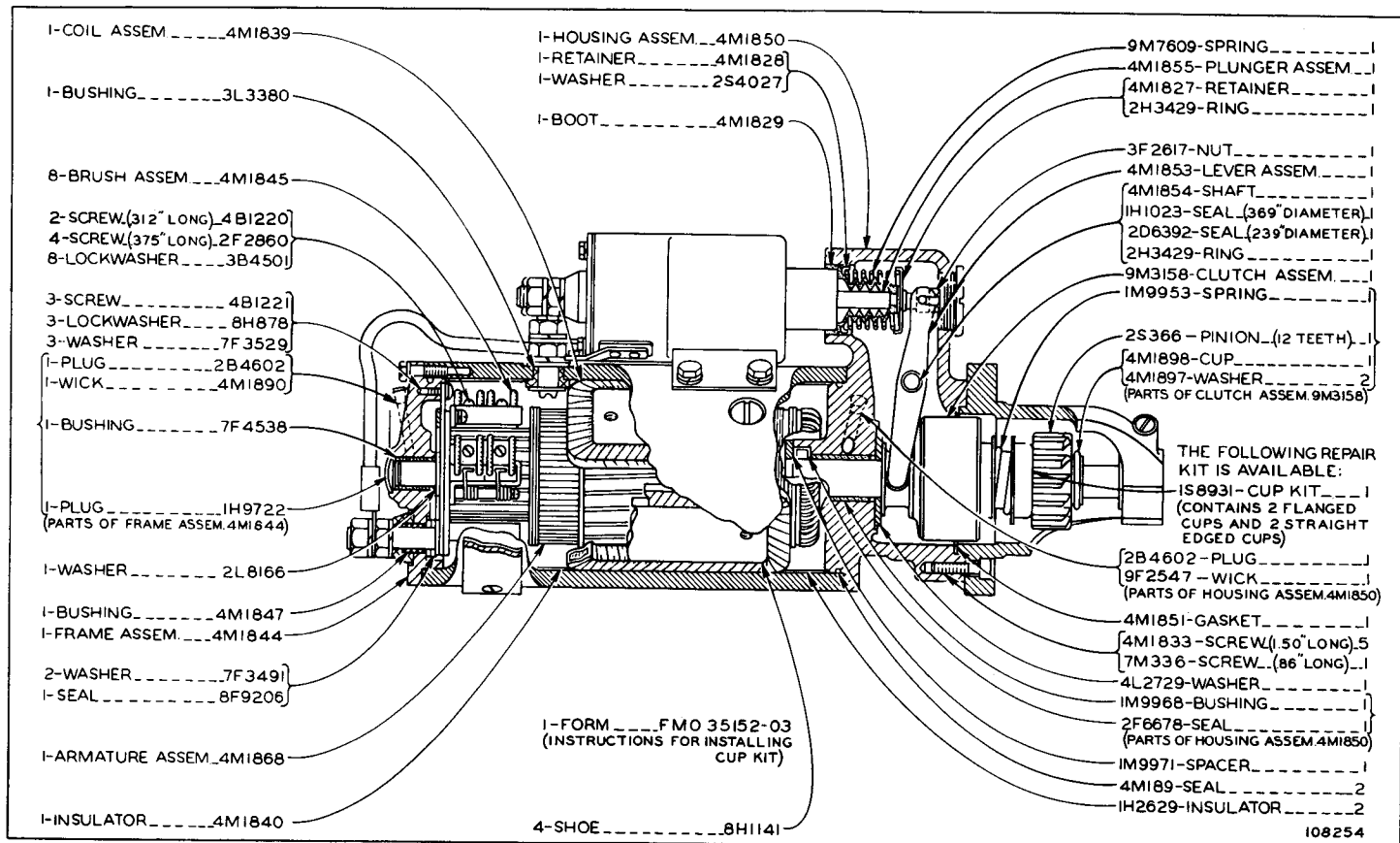
110957



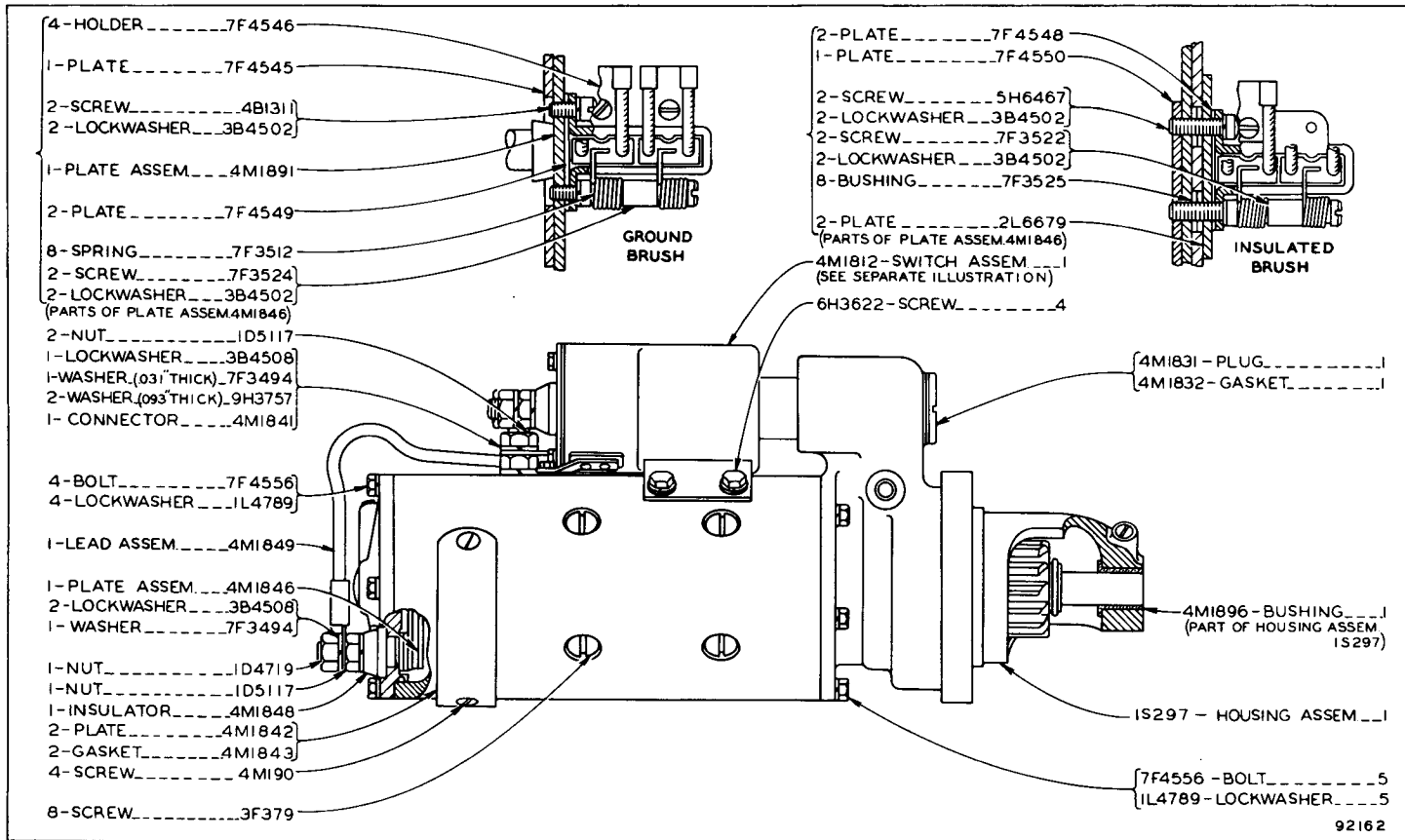
9M1662 ELECTRIC STARTING MOTOR ASSEMBLY--24 VOLT--PART 1  
 PART OF 7S3622 STARTING MOTOR SHOWN ON PAGE 94  
 4M1812 SWITCH PARTS ARE SHOWN ON PAGE 94

9M1662 ELECTRIC STARTING MOTOR ASSEMBLY—24 Volt—Part 2  
 Part of 7S3622 Starting Motor shown on Page 94

ONLY "CATERPILLAR" PARTS GIVE "CATERPILLAR" PERFORMANCE



ATTACHMENTS



9M1662 ELECTRIC STARTING MOTOR ASSEMBLY—24 Volt—Part 1—Type 2

Part of 7S3622 Starting Motor shown on Page 94

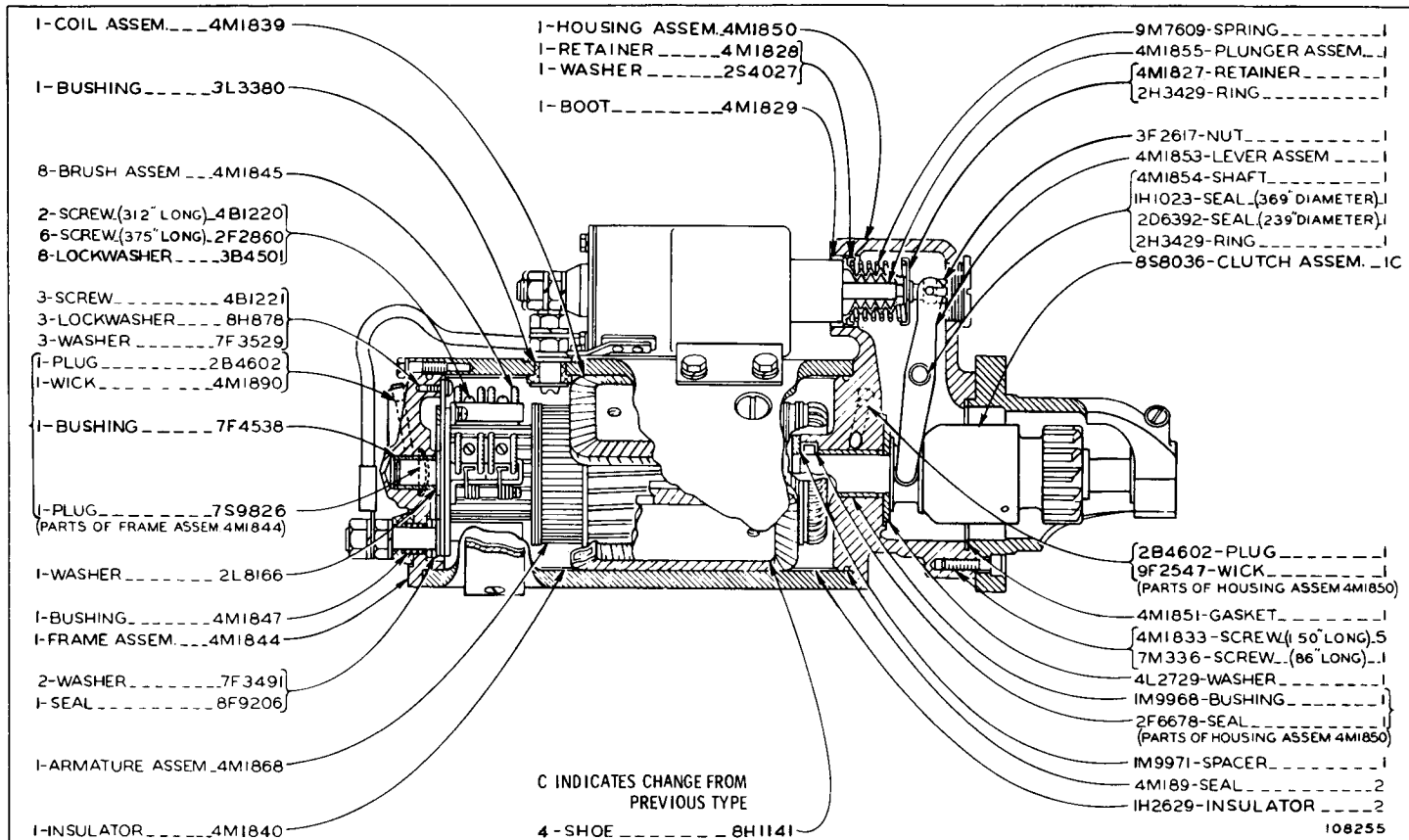
4M1812 Switch parts are shown on Page 94

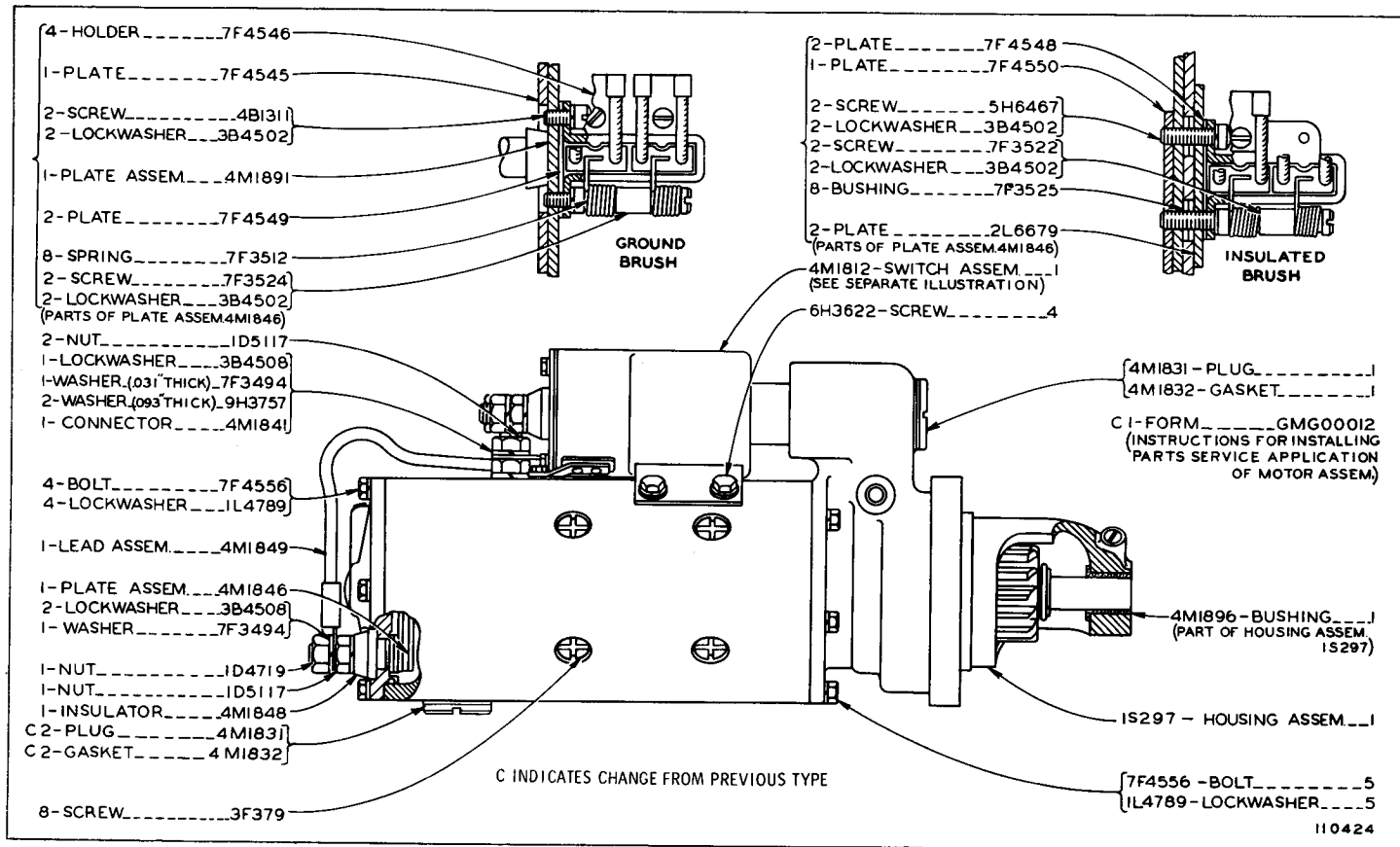
9M1662 ELECTRIC STARTING MOTOR ASSEMBLY—24 Volt—Part 2—Type 2  
 Part of 7S3622 Starting Motor shown on Page 94

ONLY "CATERPILLAR" PARTS GIVE "CATERPILLAR" PERFORMANCE

ATTACHMENTS

93

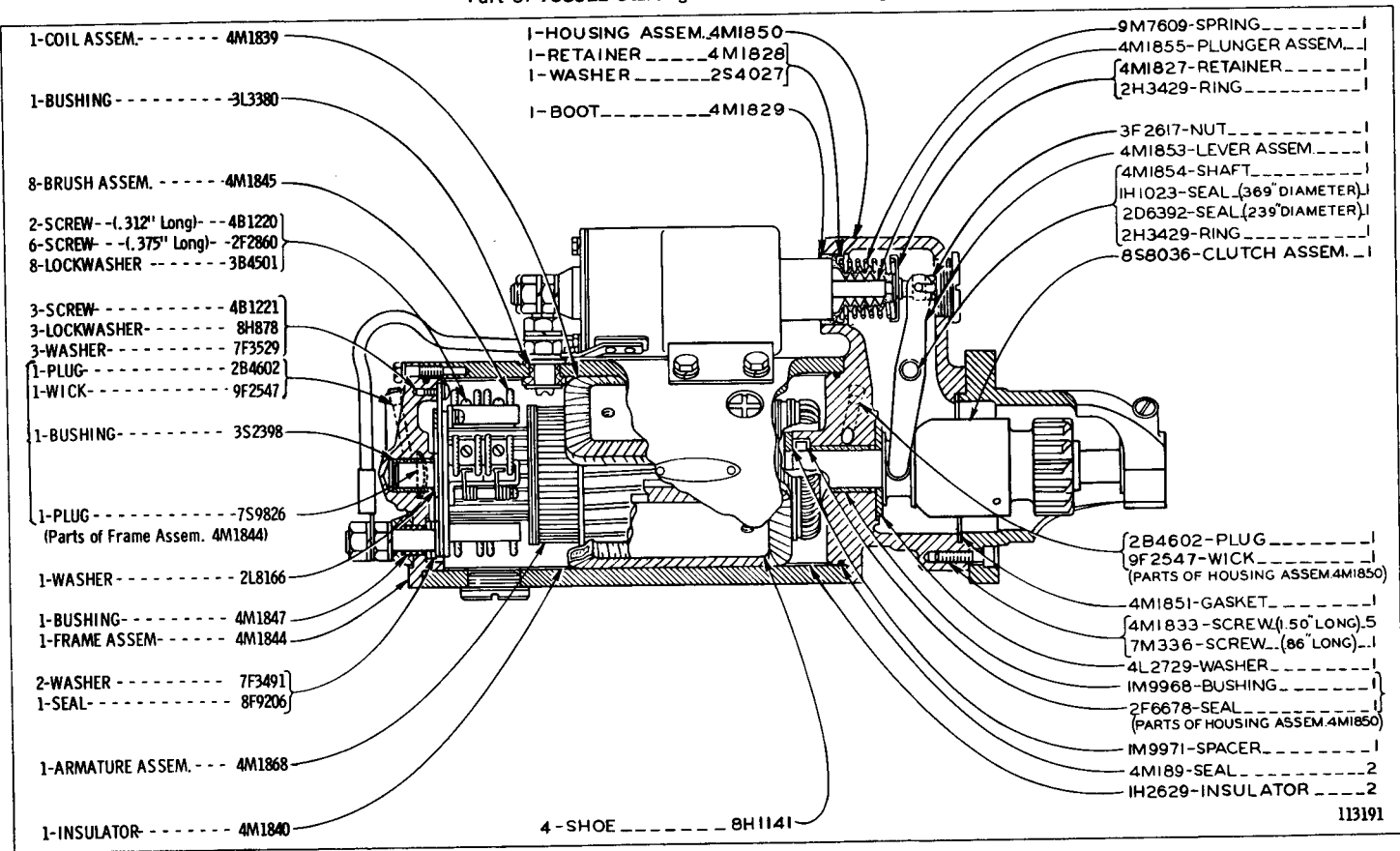




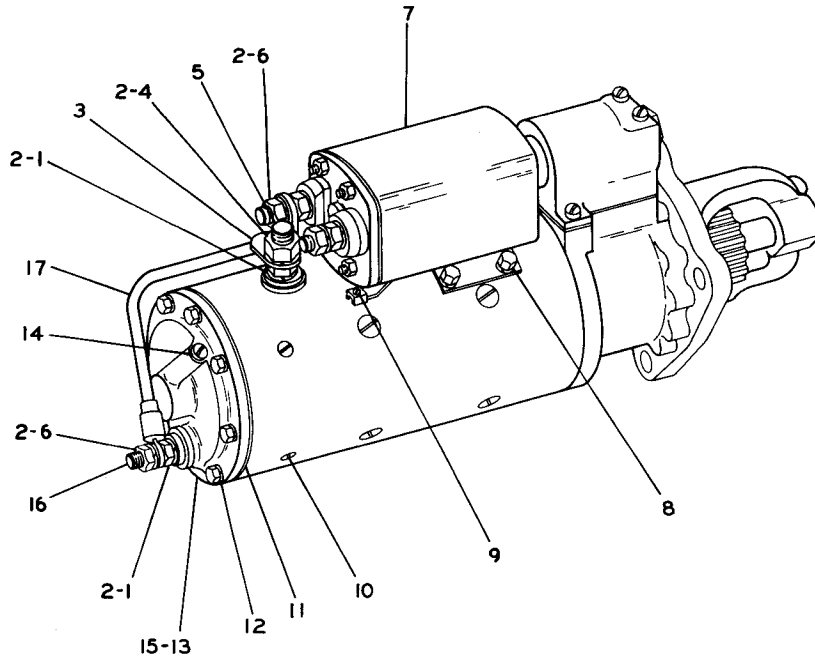
9M1662 ELECTRIC STARTING MOTOR ASSEMBLY—24 Volt—Part 1—Type 3  
 Part of 7S3622 Starting Motor shown on Page 94  
 4M1812 Switch parts are shown on Page 94

9M1662 ELECTRIC STARTING MOTOR ASSEMBLY—24 Volt—Part 2—Type 3  
 Part of 7S3622 Starting Motor shown on Page 94

ONLY "CATERPILLAR" PARTS GIVE "CATERPILLAR" PERFORMANCE



ATTACHMENTS



REF. NO.	PART NUMBER	DESCRIPTION	QTY
1	1D5117	NUT-----	2
2	3B4508	LOCKWASHER-----	6
3	8S1562	CONNECTOR-----	1
4	3H3680	NUT-----	1
5	8S4683	KIT-----(Field Terminal Stud)-----	1
6	1D4719	NUT-----	3
7	9S7976	SOLENOID ASSEM.----- (See Separate Illustration)	1
8	6H3622	SCREW-----	4
	3B4504	LOCKWASHER-----	4
	3K6116	WASHER-----	4
9	4M3217	SCREW-----	2
10	4B1220	SCREW-----	3
11	8S1553	GASKET-----	1
12	3B4502	LOCKWASHER-----	7
13	1P7831	HEAD ASSEM. --(Commutator End)-----	1
14	2B4602	PLUG-----	1
15	1P7832	KIT------(Bearing & Wick)-----	1
16	8S4679	KIT-(Commutator End Terminal Stud)----- (Includes Stud, Bushing & Washers)	1
17	8S1560	LEAD ASSEM.-----	1

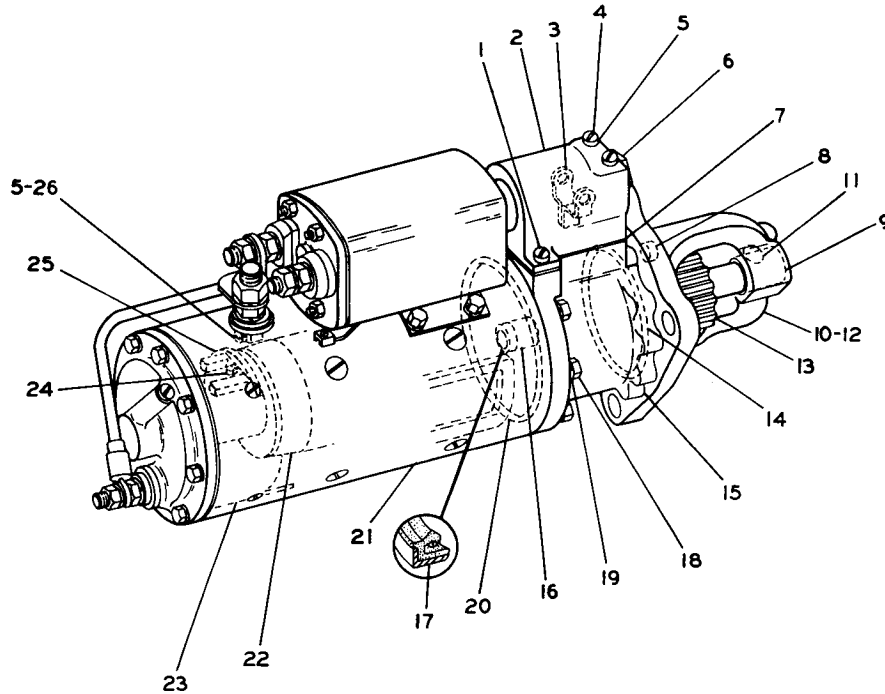
112280

1P7839 ELECTRIC STARTING MOTOR GROUP—Prestolite—24 Volt—Part 1  
 Part of 7S3622 Starting Motor Group shown on Page 94A. 9S7976 Solenoid parts are shown on  
 Page 43. Only separate parts serviced. When complete Group is required, order 1P7837



1P7839 ELECTRIC STARTING MOTOR GROUP—Prestolite—24 Volt—Part 2  
 Part of 7S3622 Starting Motor Group shown on Page 94A. Only separate parts  
 serviced. When complete Group is required, order 1P7837

ONLY "CATERPILLAR" PARTS GIVE "CATERPILLAR" PERFORMANCE



REF. NO.	PART NUMBER	DESCRIPTION	QTY
1	4B1265	SCREW-----	2
2	8S1536	COVER-----	1
3	8S1537	SHIFT YOKE ASSEM.-----	1
4	8S8069	KIT---(Yoke & Cover Mounting)--- (Includes Screws, Washers & Seals)	1
5	3B4502	LOCKWASHER-----	3
6	8S8065	KIT---(Yoke Adjusting)--- (Includes Plug, Pin, Gasket & Nut)	1
7	8S1533	GASKET-----	1
8	8S1535	KIT---(Includes 6 Plugs)---	1
9	8S4684	KIT---(Bearing & Wick)---	1
10	8S1543	HOUSING ASSEM. --(Pinion)---	1
11	2B4602	PLUG-----	1
12	8S4680	KIT---(Includes 10 Seals)---	1
13	8S1541	POSITORK DRIVE ASSEM.-----	1
14	2H3931	SEAL-----	1
15	8S1544	HOUSING ASSEM.-----	1
16	2B4602	PLUG-----	1
17	8S2226	BUSHING-----	1
18	8S2225	SEAL-----	1
19	8S8070	KIT---(Head & Housing Screw)---	1
20	3B4504	LOCKWASHER-----	7
21	4M189	SEAL-----	1
22	8S8054	KIT---(Field Coil)--- (Includes Coils, Gaskets, Insulation & Screws)	1
23	2P1790	KIT---(Pole Shoe)---	1
24	2P1791	KIT---(Pole Shoe Screw & Gasket)---	1
25	8S1546	ARMATURE ASSEM.-----	1
26	8S8075	KIT---(Armature Thrust Washers)---	1
27	8S2222	KIT---(Includes 10 Insulations)---	1
28	4B1222	SCREW-----	4
29	8H878	LOCKWASHER-----	4
30	8S1531	PLATE ASSEM.-----	1
31	8S1565	KIT---(Includes 8 Brushes)---	1
32	4B1237	SCREW-----	1

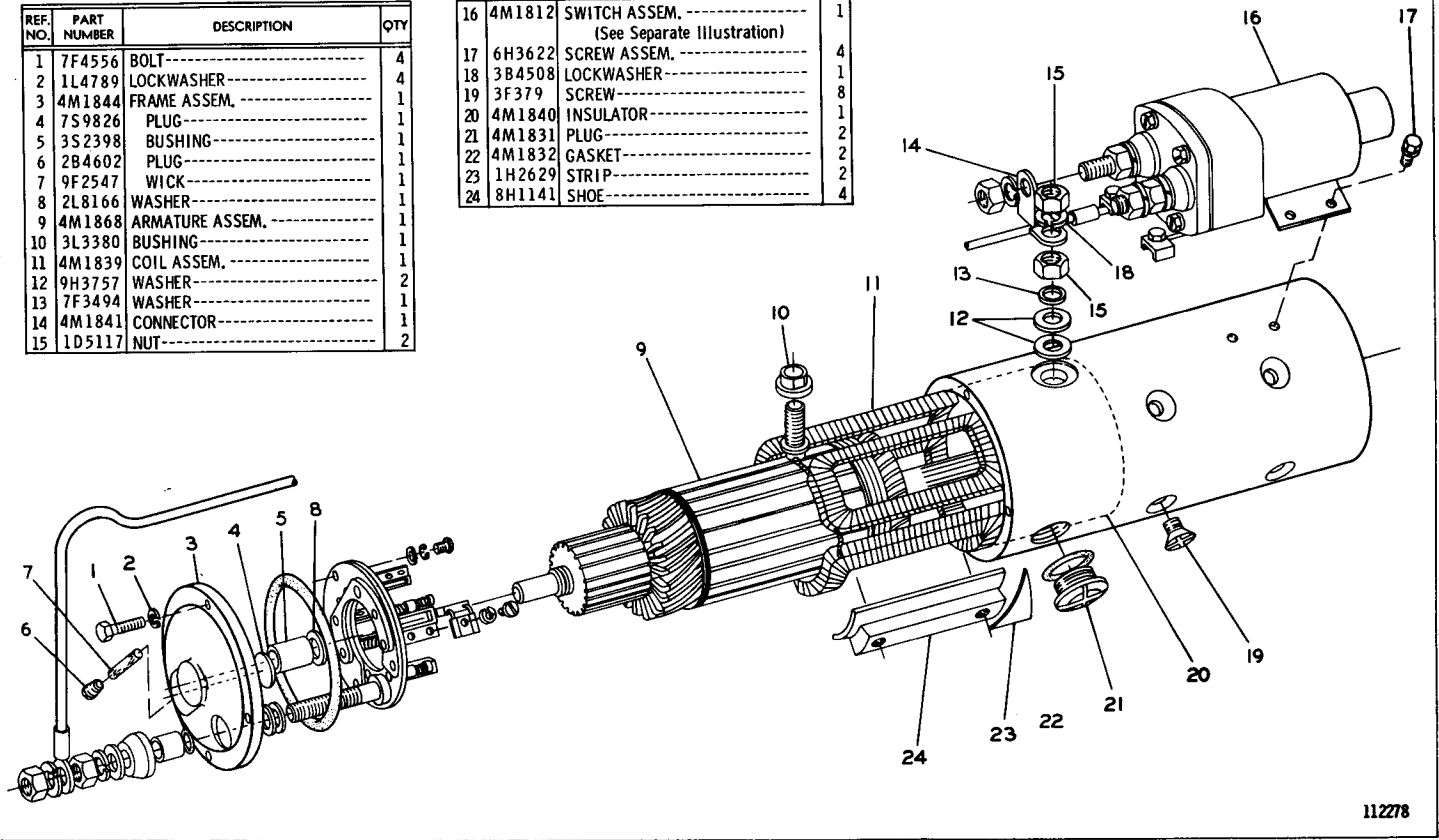
112281

ATTACHMENTS

93D

REF. NO.	PART NUMBER	DESCRIPTION	QTY
1	7F4556	BOLT-----	4
2	1L4789	LOCKWASHER-----	4
3	4M1844	FRAME ASSEM.-----	1
4	7S9826	PLUG-----	1
5	3S2398	BUSHING-----	1
6	2B4602	PLUG-----	1
7	9F2547	WICK-----	1
8	2L8166	WASHER-----	1
9	4M1868	ARMATURE ASSEM.-----	1
10	3L3380	BUSHING-----	1
11	4M1839	COIL ASSEM.-----	1
12	9H3757	WASHER-----	2
13	7F3494	WASHER-----	1
14	4M1841	CONNECTOR-----	1
15	1D5117	NUT-----	2

16	4M1812	SWITCH ASSEM.-----	1
		(See Separate Illustration)	
17	6H3622	SCREW ASSEM.-----	4
18	3B4508	LOCKWASHER-----	1
19	3F379	SCREW-----	8
20	4M1840	INSULATOR-----	1
21	4M1831	PLUG-----	2
22	4M1832	GASKET-----	2
23	1H2629	STRIP-----	2
24	8H1141	SHOE-----	4



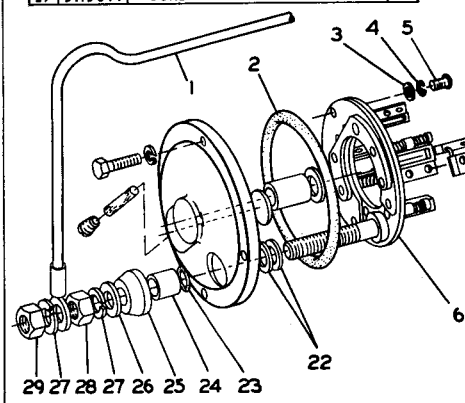
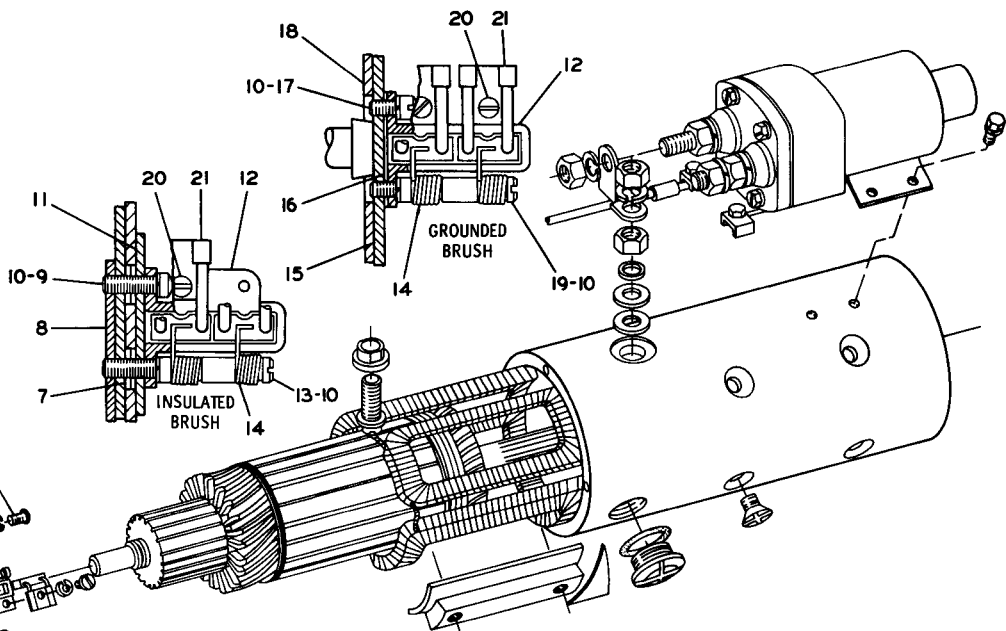
1P7838 ELECTRIC STARTING MOTOR GROUP—Delco-Remy—24 Volt—Part 1 of 3  
 Part of 7S3622 Starting Motor Group shown on Page 94A. 4M1812 Switch parts are shown  
 on Page 94. Only separate parts serviced. When complete Group is required, order 1P7837

112278

1P7838 ELECTRIC STARTING MOTOR GROUP—Delco-Remy—24 Volt—Part 2 of 3  
 Part of 7S3622 Starting Motor Group shown on Page 94A. Only separate parts serviced. When complete Group is required, order 1P7837

ONLY "CATERPILLAR" PARTS GIVE "CATERPILLAR" PERFORMANCE

REF. NO.	PART NUMBER	DESCRIPTION	QTY
1	4M1849	LEAD ASSEM.-----	1
2	4M189	SEAL-----	1
3	7F3529	WASHER-----	3
4	8H878	LOCKWASHER-----	3
5	4B1221	SCREW-----	3
6	4M1846	PLATE ASSEM.-----	1
7	7F3525	BUSHING-----	8
8	7F4550	PLATE-----	1
9	5H6467	SCREW-----	2
10	7H2079	LOCKWASHER-----	8
11	2L6679	PLATE-----	2
12	7F4546	HOLDER-----	4
13	7F3522	SCREW-----	2
14	7F3512	SPRING-----	8
15	4M1891	PLATE ASSEM.-----	1
16	7F4549	PLATE-----	2
17	4B1311	SCREW-----	2
18	7F4545	PLATE-----	1
19	3H3697	SCREW-----	2

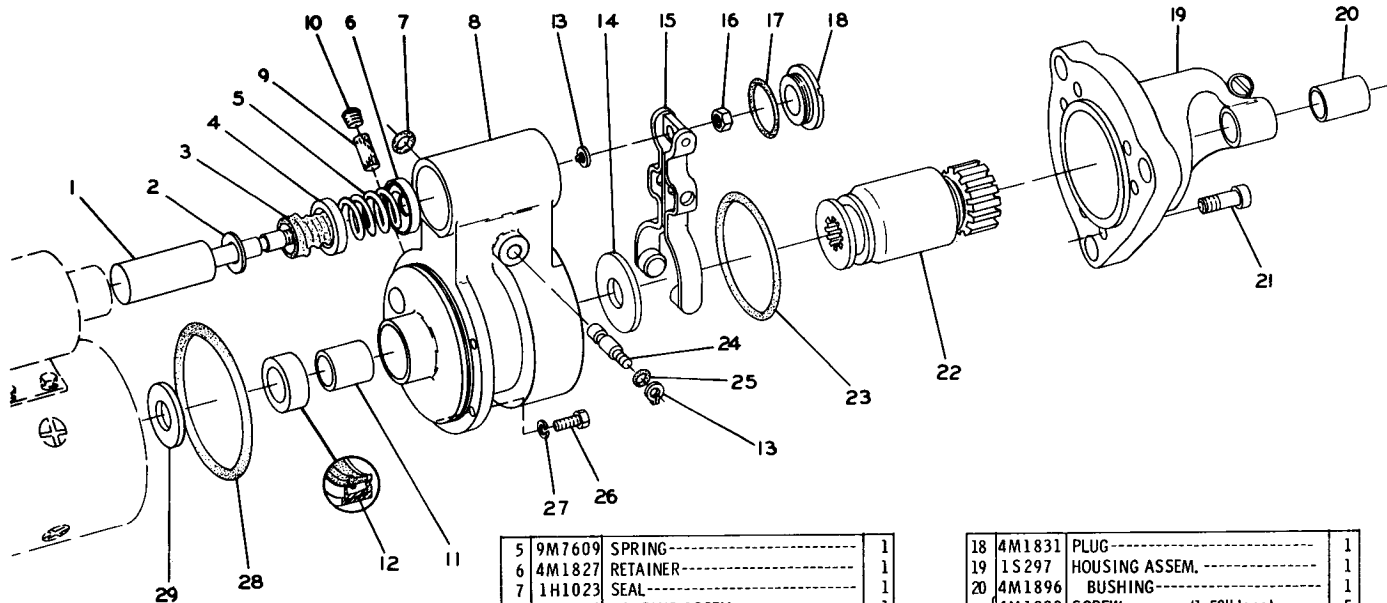


20	2F2860	SCREW-----(.312" long)-----	6
20	4B1220	SCREW-----(.375" long)-----	2
21	3B4501	LOCKWASHER-----	8
21	4M1845	BRUSH ASSEM.-----	8
22	7F3491	WASHER-----	2
23	8F9206	SEAL-----	1

24	4M1847	BUSHING-----	1
25	4M1848	INSULATOR-----	1
26	7F3494	WASHER-----	1
27	3B4508	LOCKWASHER-----	2
28	1D5117	NUT-----	1
29	1D4719	NUT-----	1

ATTACHMENTS

1P7838 ELECTRIC STARTING MOTOR GROUP—Delco-Remy—24 Volt—Part 3 of 3  
 Part of 7S3622 Starting Motor Group shown on Page 94A. Only separate parts  
 serviced. When complete Group is required, order 1P7837



REF. NO.	PART NUMBER	DESCRIPTION	QTY
1	4M1855	PLUNGER ASSEM.	1
1	FMO55075	FORM--(Installation Instructions)	1
2	2S4027	WASHER	1
3	4M1829	BOOT	1
4	4M1828	RETAINER	1

5	9M7609	SPRING	1
6	4M1827	RETAINER	1
7	1H1023	SEAL	1
8	4M1850	HOUSING ASSEM.	1
9	9F2547	WICK	1
10	2B4602	PLUG	1
11	1M9968	BUSHING	1
12	2F6678	SEAL	1
13	2H3429	RING	2
14	4L2729	WASHER	1
15	4M1853	LEVER ASSEM.	1
16	3F2617	NUT	1
17	4M1832	GASKET	1

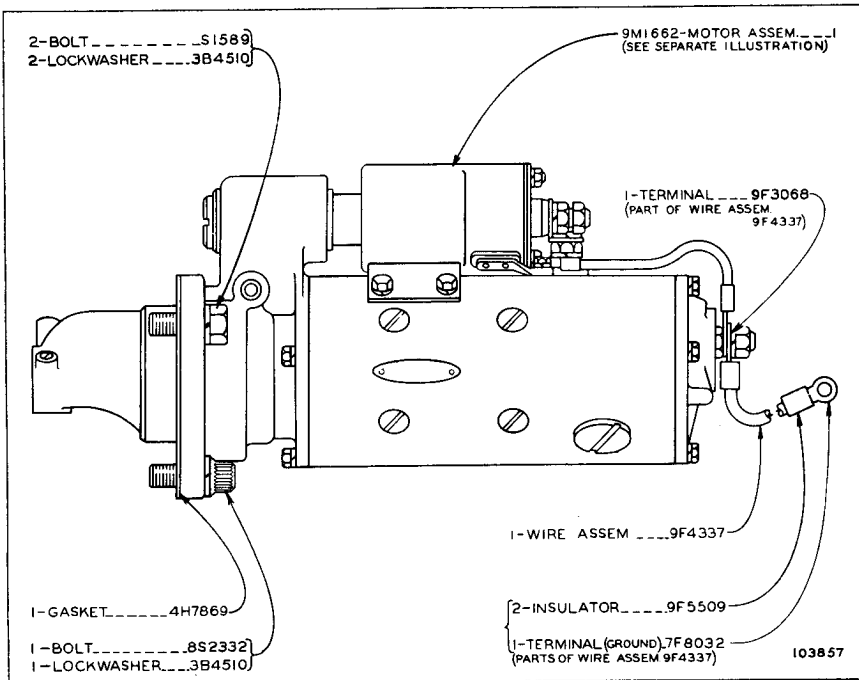
18	4M1831	PLUG	1
19	1S297	HOUSING ASSEM.	1
20	4M1896	BUSHING	1
21	4M1833	SCREW--(1.50" long)	5
21	7M336	SCREW--(.875" long)	1
22	8S8036	CLUTCH ASSEM.	1
23	4M1851	GASKET	1
24	4M1854	SHAFT	1
25	2D6392	SEAL	1
26	7F4556	BOLT	5
27	1L4789	LOCKWASHER	1
28	4M189	SEAL	1
29	1M9971	SPACER	1

136639

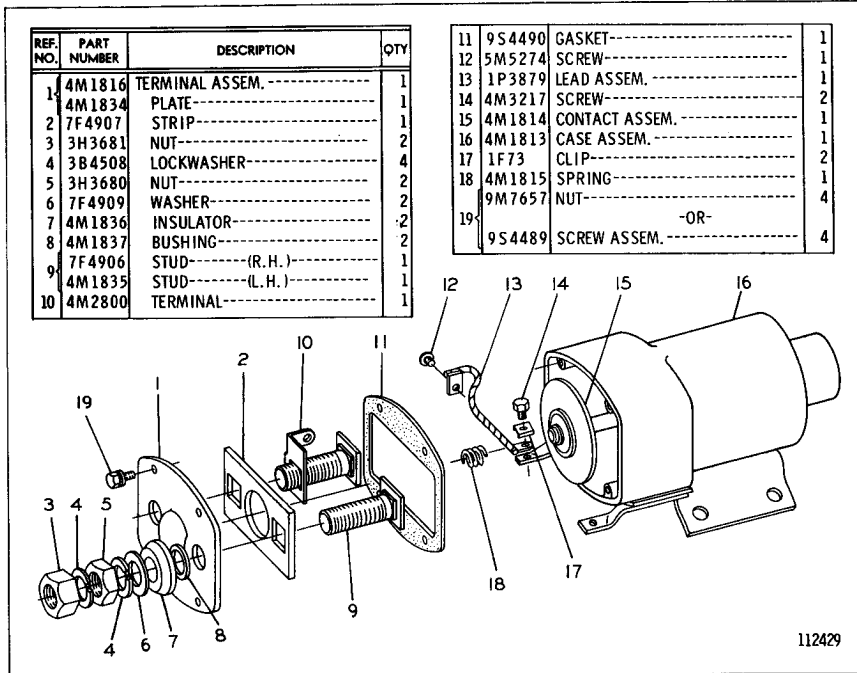
ONLY "CATERPILLAR" PARTS GIVE "CATERPILLAR" PERFORMANCE

ATTACHMENTS

93H

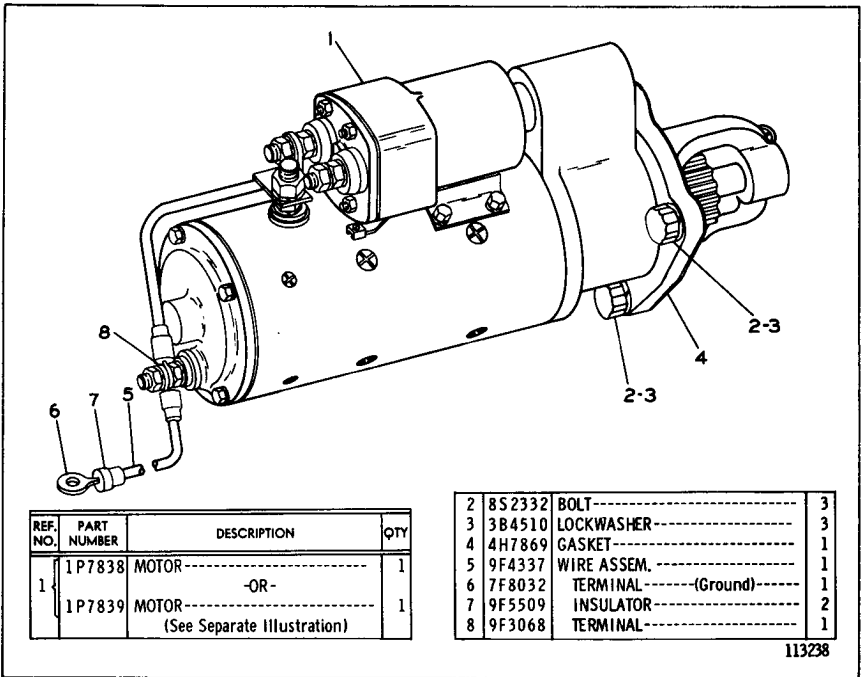


**7S3622 ELECTRIC STARTING MOTOR GROUP—24 Volt—Type 1**  
 Also part of 8S1573 Starting Arrangement listed on Page 90  
 9M1662 Starting Motor parts are shown on Pages 92 and 93

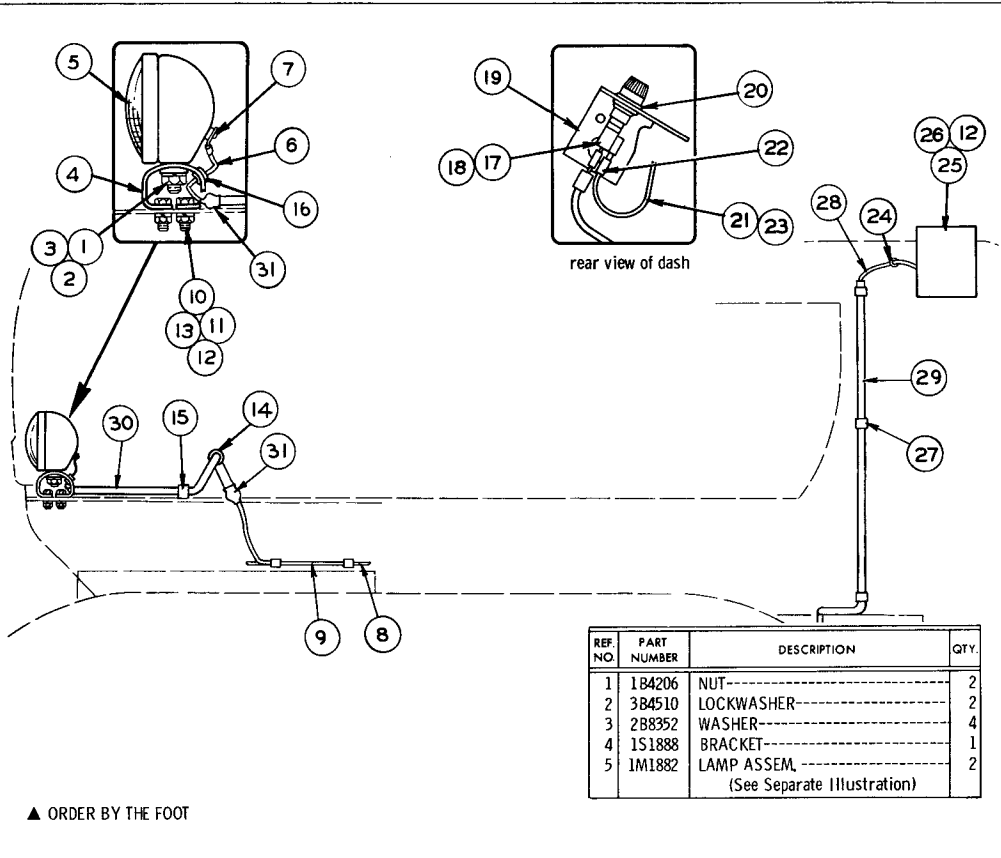


**4M1812 SOLENOID SWITCH ASSEMBLY**  
 Part of 9M1662 Starting Motor shown on Page 92

ALWAYS GIVE SERIAL NUMBER WHEN ORDERING PARTS



7S3622 STARTING MOTOR GROUP—24 Volt—Type 2  
 Also part of 8S1573 Direct Electric Starting Arrangement listed on Page 90  
 1P7839 and 1P7838 Motor parts are shown on Pages 93C through 93H



▲ ORDER BY THE FOOT

REF. NO.	PART NUMBER	DESCRIPTION	QTY.
1	1B4206	NUT-----	2
2	3B4510	LOCKWASHER-----	2
3	2B8352	WASHER-----	4
4	1S1888	BRACKET-----	1
5	1M1882	LAMP ASSEM.-----	2
(See Separate Illustration)			

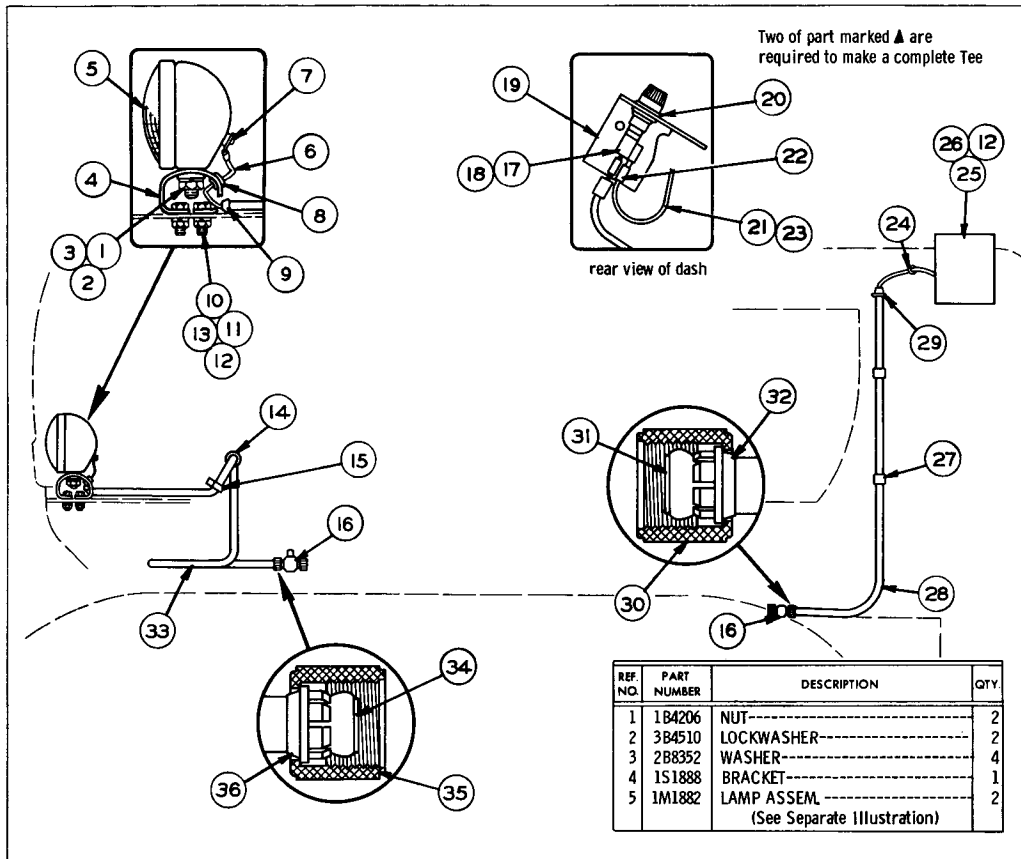
6	9S9473	WIRE ASSEM.-----	1
7	2L8075	TERMINAL-----	1
8	1H6249	CLASP-----	1
9	4S8760	TUBE----- 32"	1
9	3S2093	TIE-----	2
(Parts of 9S9473 Assem.)			
10	3B1915	BOLT-----	4
11	1D4717	NUT-----	4
12	3B4506	LOCKWASHER-----	9
13	4B5271	WASHER-----	4
14	3K9520	GROMMET-----	1
15	8M2769	CLIP-----	1
16	9H5156	GROMMET-----	1
17	4K5122	FUSE HOLDER-----	2
18	3K8781	FUSE-----	2
19	2S9726	BRACKET-----	1
20	2S9727	GROMMET-----	2
21	2S9728	WIRE ASSEM.-----	1
22	4L3916	{ TERMINAL-----	2
23	2L8057	{ TERMINAL----- (Light Switch)-----	1
(Parts of 2S9728 Wire Assem.)			
24	4M7470	GROMMET-----	1
25	4M4485	GUARD ASSEM.-----	1
26	S-1594	BOLT-----	5
27	1H5166	CLIP-----	5
28	9S9472	WIRE ASSEM.-----	1
28	1H6249	CLASP-----	1
28	2L8075	TERMINAL-----	1
29	4S8760	TUBE----- 43"	1
29	3S2093	TIE-----	2
(Parts of 9S9472 Assem.)			
30	9S9604	CONDUIT ASSEM.-----	1
Consisting of:			
30	4S8751	CONDUIT----- 22"	1
31	1S2294	BOOT-----	2
31	1S6870	LINER-----	2

129119

9S9470 LIGHTING SYSTEM—2 Lamp—24 Volt  
 Effective with Serial No. 93J540—Up and 94J1253—Up  
 1M1882 Lamp parts are shown on Page 98

**3S9160 LIGHTING SYSTEM—2 Lamp—24 Volt**  
 Serial No. 93J1 to 93J539 inclusive and 94J1 to 94J1252 inclusive  
 1M1882 Lamp parts are shown on Page 98

ONLY "CATERPILLAR" PARTS GIVE "CATERPILLAR" PERFORMANCE

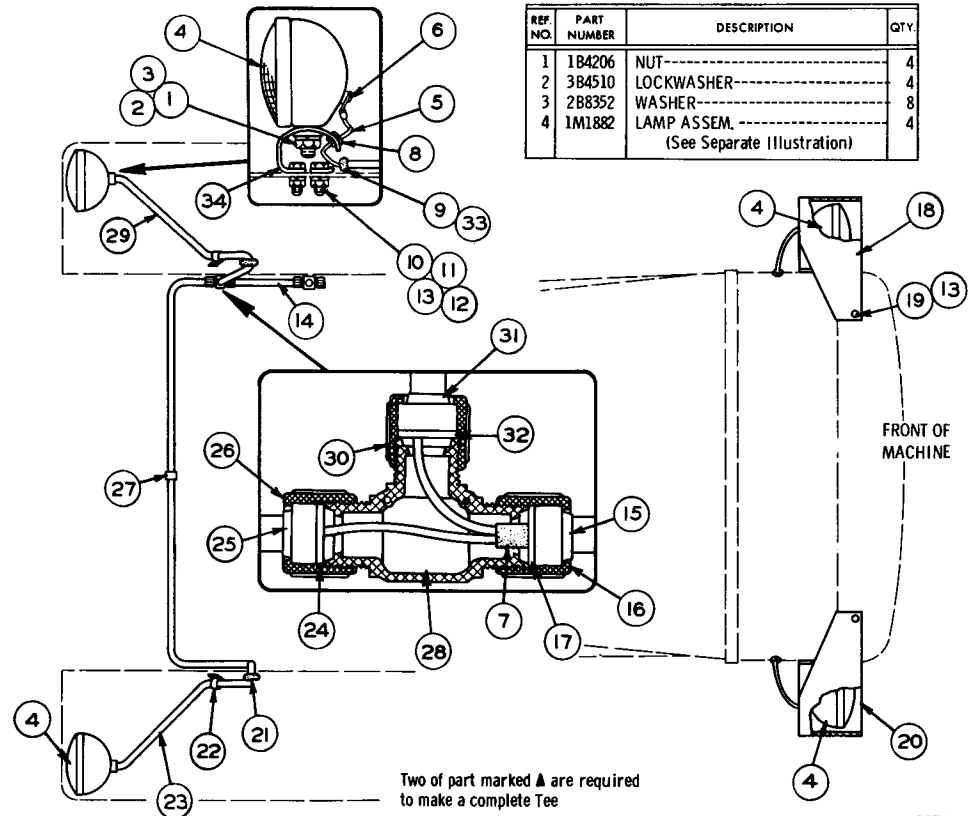


REF. NO.	PART NUMBER	DESCRIPTION	QTY.
1	1B4206	NUT-----	2
2	3B4510	LOCKWASHER-----	2
3	2B8352	WASHER-----	4
4	1S1888	BRACKET-----	1
5	1M1882	LAMP ASSEM. (See Separate Illustration)	2

REF. NO.	PART NUMBER	DESCRIPTION	QTY.
6	5S4818	WIRE ASSEM.-----	2
	1S7837	TERMINAL-----	2
7	2L8075	TERMINAL-----	2
		(1 each in 5S4818 Wire Assem.)	
8	9H5156	GROMMET-----	1
9	1S2294	BOOT-----	1
10	3B1915	BOLT-----	4
11	1D4717	NUT-----	4
12	3B4506	LOCKWASHER-----	9
13	4B5271	WASHER-----	4
14	3K9520	GROMMET-----	1
15	8M2769	CLIP-----	1
16	9M9661	TEE-----	4
17	4K5122	FUSE HOLDER-----	2
18	3K8781	FUSE-----	2
19	2S9726	BRACKET-----	1
20	2S9727	GROMMET-----	2
21	2S9728	WIRE ASSEM.-----	1
22	4L3916	TERMINAL-----	2
23	2L8066	TERMINAL----- (Light Switch) (Parts of 2S9728 Wire Assem.)	1
24	4M7470	GROMMET-----	1
25	4M4485	GUARD ASSEM.-----	1
26	S-1594	BOLT-----	5
27	9M9738	CLIP-----	3
	2S3185	CONDUIT ASSEM.-----	1
		Consisting of:	
28	4S8751	CONDUIT----- (4 feet)	1
29	1S2294	BOOT-----	1
30	9M9662	NUT-----	1
31	1S6870	LINER-----	2
32	1S8228	RING-----	1
	5S4817	CONDUIT ASSEM.-----	1
		Consisting of:	
33	4S8751	CONDUIT----- (7 feet)	1
34	1S6870	LINER-----	2
35	9M9662	NUT-----	1
36	1S8228	RING-----	1

ATTACHMENTS





REF. NO.	PART NUMBER	DESCRIPTION	QTY.
1	1B4206	NUT-----	4
2	3B4510	LOCKWASHER-----	4
3	2B8352	WASHER-----	8
4	1M1882	LAMP ASSEM.-----	4

(See Separate Illustration)

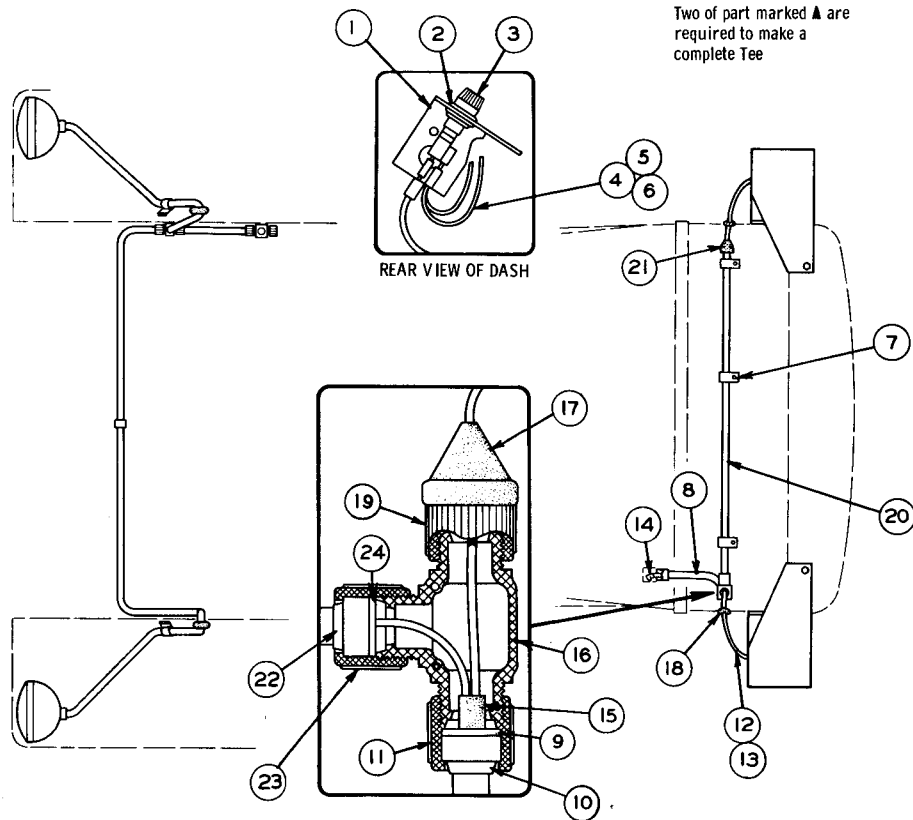
REF. NO.	PART NUMBER	DESCRIPTION	QTY.
5	5S4095	WIRE ASSEM.-----	1
		TERMINAL-----	1
6	2L8075	TERMINAL-----	2
7	2S1043	BUTT-----	1
		(Parts of 5S4095 Wire Assem.)	
8	9H5156	GROMMET-----	2
9	1S2294	BOOT-----	2
10	3B1915	BOLT-----	8
11	1D4717	NUT-----	8
12	4B5271	WASHER-----	8
13	3B4506	LOCKWASHER-----	18
	5S4094	CONDUIT ASSEM.-----	1
		Consisting of:	
14	4S8751	CONDUIT----- (1 foot)-----	1
15	8S5782	RING-----	2
16	9M9662	NUT-----	2
17	8S5783	LINER-----	2
18	4M4486	GUARD ASSEM. --- (Left Hand)---	1
19	S1594	BOLT-----	10
20	4M4485	GUARD ASSEM. --- (Right Hand)---	1
21	3K9520	GROMMET-----	2
22	8M2769	CLIP-----	2
	5S4093	CONDUIT ASSEM.-----	1
		Consisting of:	
23	4S8751	CONDUIT----- (7 feet)-----	1
	1S6870	LINER-----	1
24	8S5783	LINER-----	1
25	8S5782	RING-----	1
26	9M9662	NUT-----	1
27	9M9738	CLIP-----	1
▲ 28	9M9661	TEE-----	4
	5S4090	CONDUIT ASSEM.-----	1
		Consisting of:	
29	4S8751	CONDUIT----- (3 feet)-----	1
30	9M9662	NUT-----	1
31	8S5782	RING-----	1
32	8S5783	LINER-----	1
33	1S6870	LINER-----	1
34	1S1888	BRACKET-----	2

3S9161 LIGHTING SYSTEM—4 Lamp—24 Volt—Top View—Part 1  
 Serial No. 93J1 to 93J539 inclusive and 94J1 to 94J1252 inclusive  
 1M1882 Lamp parts are shown on Page 98

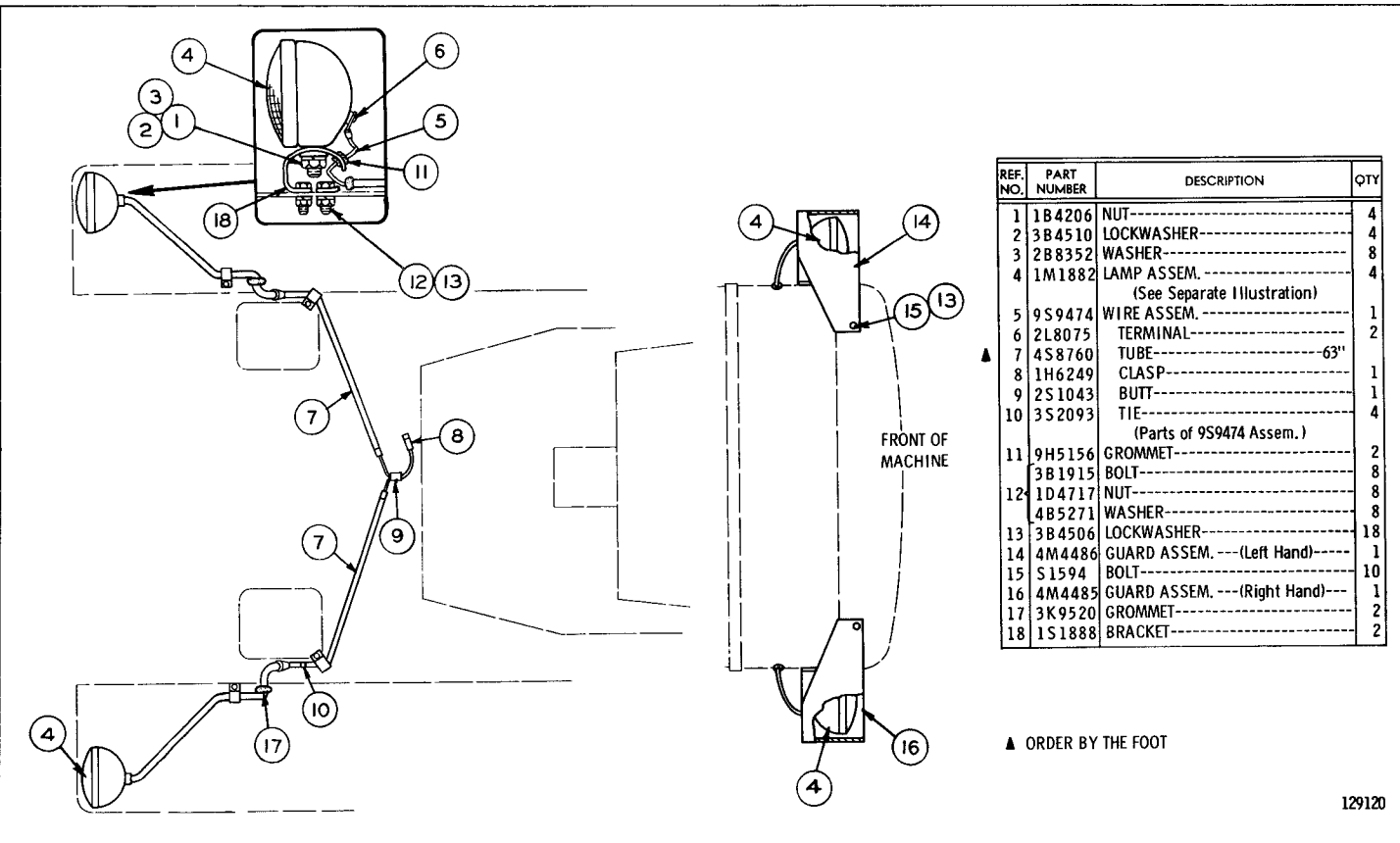
105725

3S9161 LIGHTING SYSTEM—4 Lamp—24 Volt—Top View—Part 2  
 Serial No. 93J1 to 93J539 inclusive and 94J1 to 94J1252 inclusive

ONLY "CATERPILLAR" PARTS GIVE "CATERPILLAR" PERFORMANCE



REF. NO.	PART NUMBER	DESCRIPTION	QTY
1	2S9726	BRACKET-----	1
2	2S9727	GROMMET-----	2
3	4K5122	FUSE HOLDER-----	2
	3K8781	FUSE-----	
4	2S9728	WIRE ASSEM.-----	1
5	4L3916	{ TERMINAL----- (Fuse Holder)-----	2
6	2L8066	{ TERMINAL----- (Light Switch)----- (Parts of 2S9728 Wire Assem.)	1
7	9M9738	CLIP-----	5
	5S4091	CONDUIT ASSEM.-----	
8	4S8751	{ CONDUIT----- (4 feet)-----	1
	8S5783	{ LINER-----	
9	8S5782	RING-----	2
10	9M9662	NUT-----	2
(Parts of 5S4091 Conduit Assem.)			
12	5S4096	WIRE ASSEM.-----	1
13	2L8075	{ TERMINAL----- (To Lamp)-----	2
14	1S7837	{ TERMINAL-----	1
15	2S1043	{ BUTT-----	1
(Parts of 5S4096 Wire Assem.)			
▲ 16	9M9661	TEE-----	4
17	1S945	BOOT-----	1
18	4M7470	GROMMET-----	2
19	1S2320	NUT-----	1
19	5S4092	CONDUIT ASSEM.-----	1
	Consisting of:		
20	4S8751	{ CONDUIT----- (3 feet)-----	1
	1S2294	{ BOOT-----	
21	1S6870	LINER-----	1
22	8S5782	RING-----	1
23	9M9662	NUT-----	1
24	8S5783	LINER-----	1
(Parts of 5S4092 Conduit Assem.)			



REF. NO.	PART NUMBER	DESCRIPTION	QTY
1	1B4206	NUT-----	4
2	3B4510	LOCKWASHER-----	4
3	2B8352	WASHER-----	8
4	1M1882	LAMP ASSEM.----- (See Separate Illustration)	4
5	9S9474	WIRE ASSEM.-----	1
6	2L8075	TERMINAL-----	2
7	4S8760	TUBE-----63"	4
8	1H6249	CLASP-----	1
9	2S1043	BUTT-----	1
10	3S2093	TIE----- (Parts of 9S9474 Assem.)	4
11	9H5156	GROMMET-----	2
	3B1915	BOLT-----	8
12	1D4717	NUT-----	8
	4B5271	WASHER-----	8
13	3B4506	LOCKWASHER-----	18
14	4M4486	GUARD ASSEM. ---(Left Hand)---	1
15	S1594	BOLT-----	10
16	4M4485	GUARD ASSEM. ---(Right Hand)---	1
17	3K9520	GROMMET-----	2
18	1S1888	BRACKET-----	2

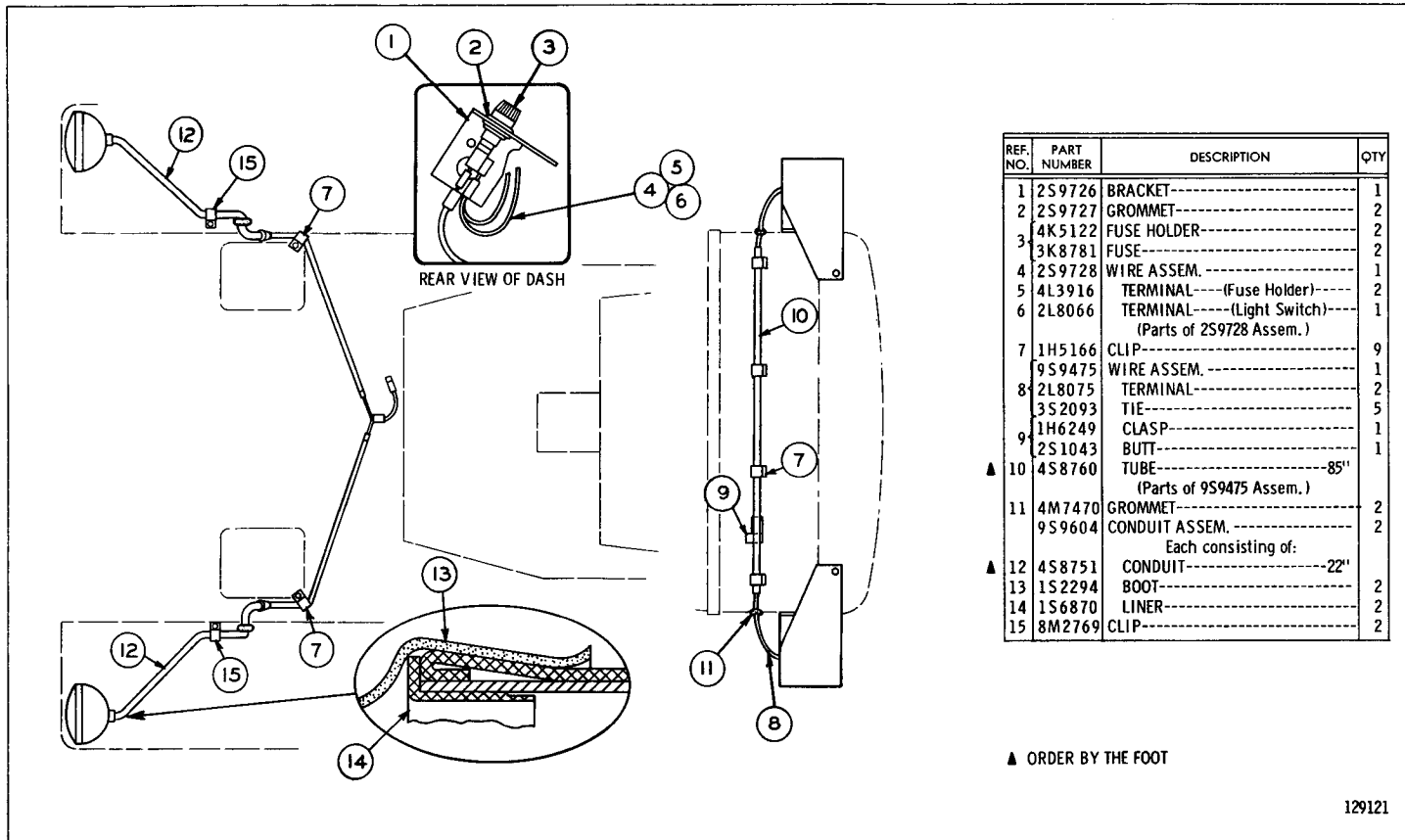
▲ ORDER BY THE FOOT

129120

9S9471 LIGHTING SYSTEM GROUP-4 Lamp-24 Volt-Part 1  
 Effective with Serial No. 93J540-Up and 94J1253-Up  
 1M1882 Lamp parts are shown on Page 98

9S9471 LIGHTING SYSTEM GROUP—4 Lamp—24 Volt—Part 2  
Effective with Serial No. 93J540—Up and 94J1253—Up

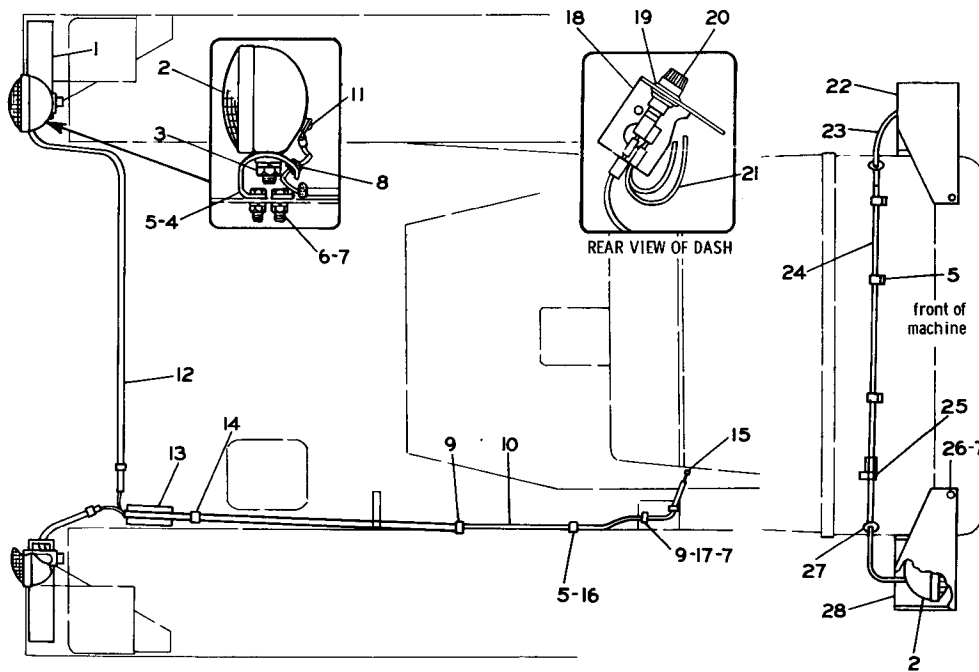
ONLY "CATERPILLAR" PARTS GIVE "CATERPILLAR" PERFORMANCE



129121

ATTACHMENTS

97B



1	1B4206	NUT-----	4
3	3B4510	LOCKWASHER-----	4
2	2B8352	WASHER-----	8
4	1S1888	BRACKET-----	2
5	1H5166	CLIP-----	10
3	3B1915	BOLT-----	8
6	1D4717	NUT-----	8
4	4B5271	WASHER-----	8
7	3B4506	LOCKWASHER-----	20
8	9H5156	GROMMET-----	2
9	1H5165	CLIP-----	3
10	2P4782	WIRE ASSEM.-----	1
11	2L8075	TERMINAL-----	2
12	4S8760	TUBE-----192"	1
13	2S1043	BUTT-----	6
14	3S2093	TIE-----	1
15	1H6249	CLASP-----	1
5	S1595	BOLT-----	1
16	1D4719	NUT-----	1
3	3B4508	LOCKWASHER-----	2
17	T102	BOLT-----	1
18	2S9726	BRACKET-----	1
19	2S9727	GROMMET-----	2
20	4K5122	FUSE HOLDER-----	2
3	3K8781	FUSE-----	2
2	2S9728	WIRE ASSEM.-----	1
21	4L3916	TERMINAL-----(Fuse Holder)-----	2
2	2L8057	TERMINAL-----(Light Switch)-----	1
22	4M4486	GUARD ASSEM.-----(L.H.)-----	1
9	9S9475	WIRE ASSEM.-----	1
23	2L8075	TERMINAL-----	2
3	3S2093	TIE-----	5
24	4S8760	TUBE-----85"	1
25	1H6249	CLASP-----	1
2	2S1043	BUTT-----	1
26	S1594	BOLT-----	10
27	4M7470	GROMMET-----	2
28	4M4485	GUARD ASSEM.-----(R.H.)-----	1

REF. NO.	PART NUMBER	DESCRIPTION	QTY
1	2P772	PLATE-----	2
2	1M1882	LAMP ASSEM.----- (See Separate Illustration)	4

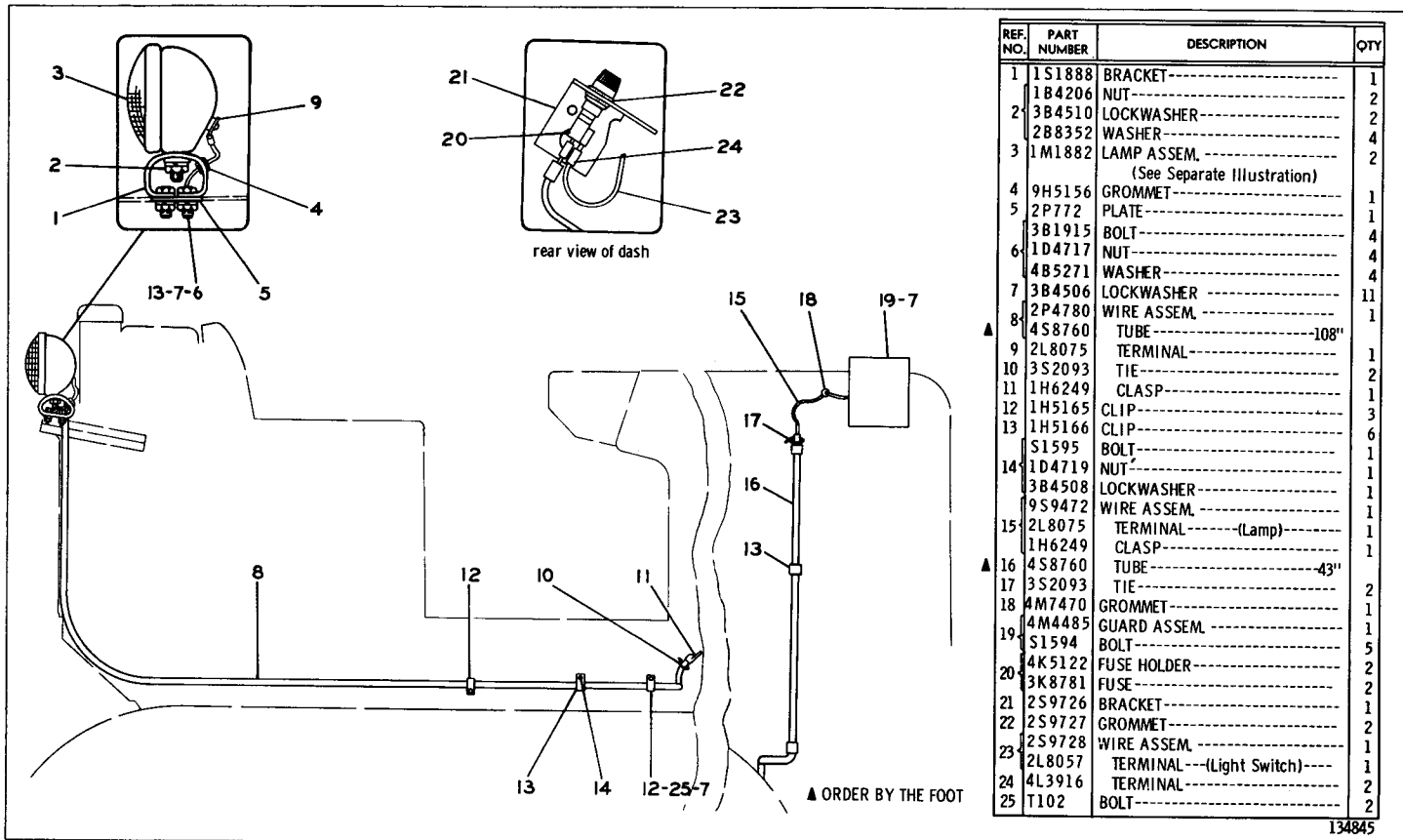
▲ ORDER BY THE FOOT

134842

2P4778 LIGHTING SYSTEM GROUP-4 Lamp-24 Volt  
 FOR USE WITH ROLL-OVER PROTECTIVE STRUCTURE MOUNTING  
 1M1882 Lamp parts are shown on Page 98

2P4779 LIGHTING SYSTEM GROUP-2 Lamp-24 Volt  
 FOR USE WITH ROLL-OVER PROTECTIVE STRUCTURE MOUNTING  
 1M1882 Lamp parts are shown on Page 98

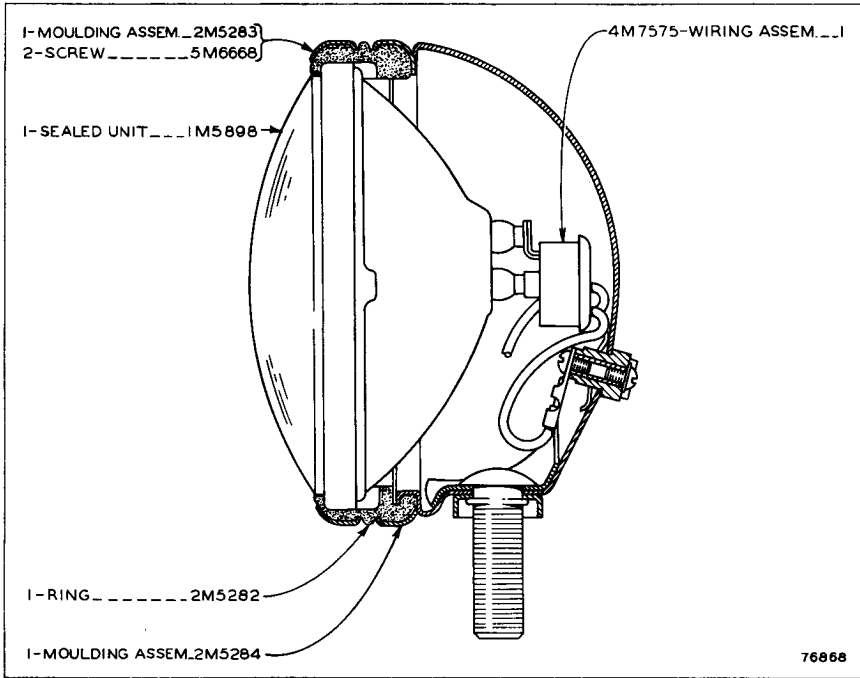
ONLY "CATERPILLAR" PARTS GIVE "CATERPILLAR" PERFORMANCE



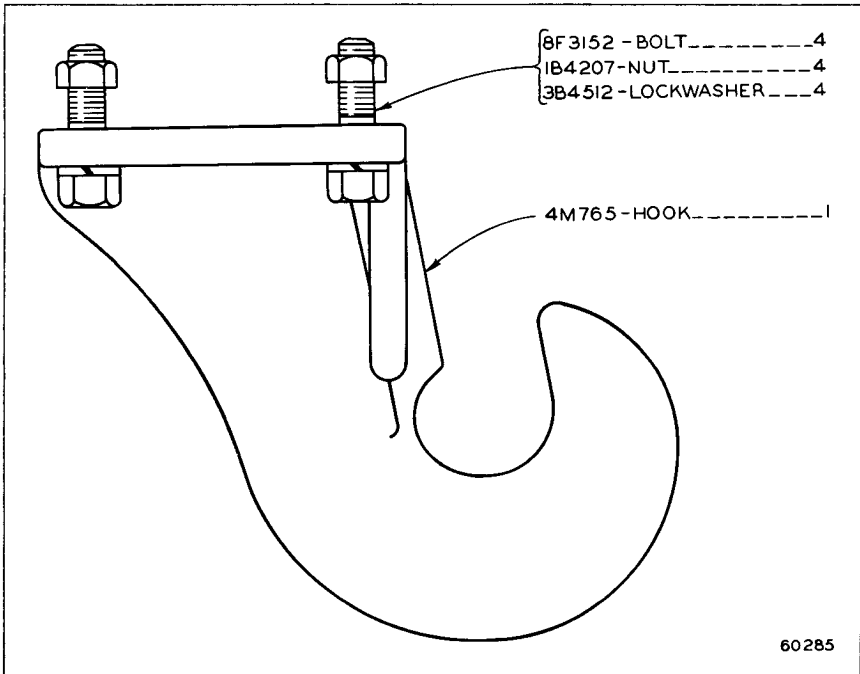
134845

ATTACHMENTS

97D

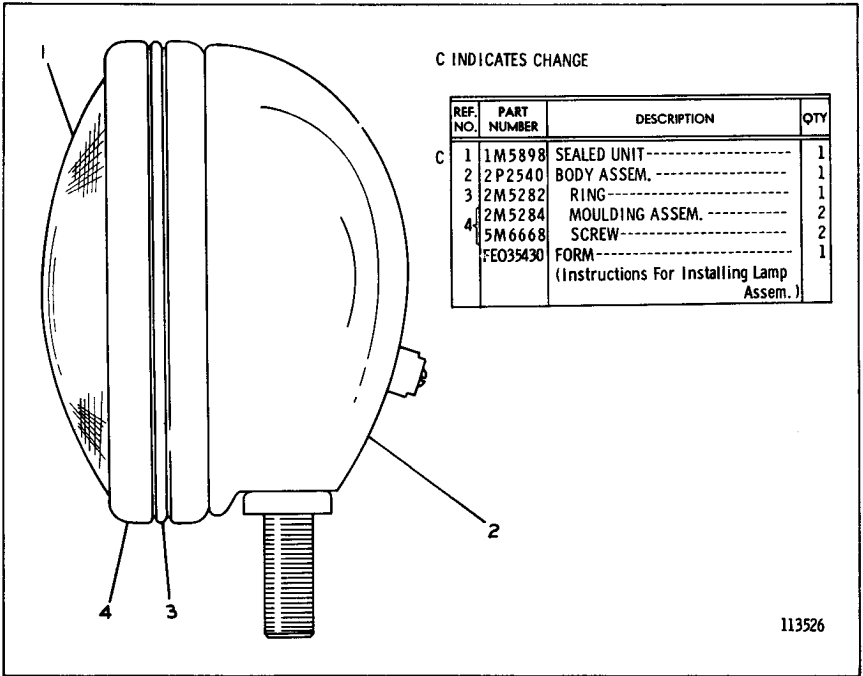


**1M1882 FLOOD LAMP ASSEMBLY—24 Volt—Type 1**  
 Part of 9S9470, 3S9160, 3S9161, 9S9471, 2P4778 and 2P4779 Lighting  
 System shown on Pages 94B, 95, 96, 97A, 97C and 97D



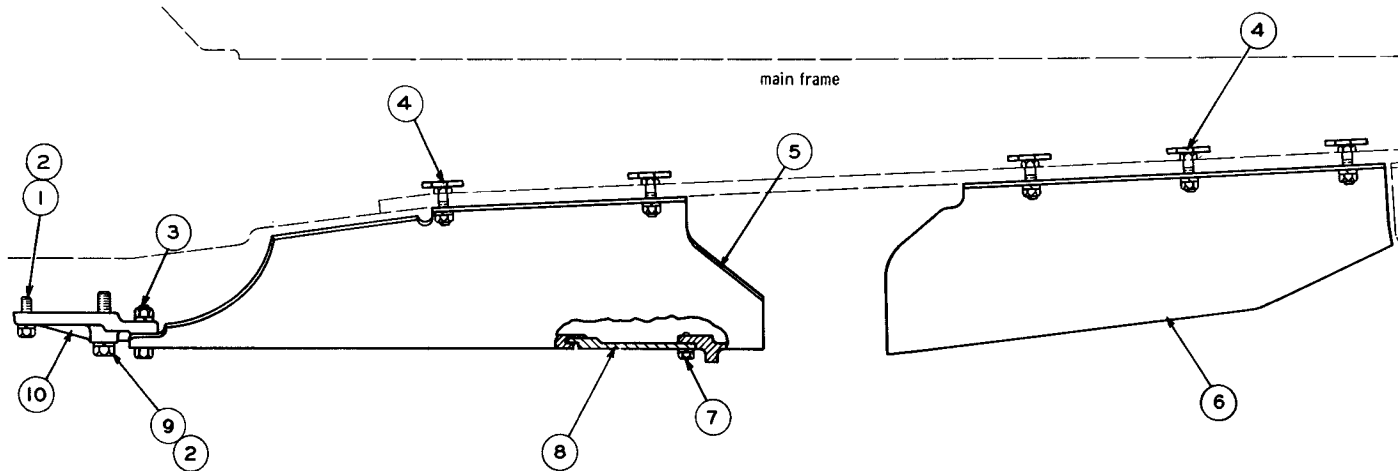
**4M3001 FRONT PULL HOOK GROUP**

ALWAYS GIVE SERIAL NUMBER WHEN ORDERING PARTS



1M1882 FLOOD LAMP ASSEMBLY—24 Volt—Type 2  
 Part of 9S9470, 3S9160, 3S9161, 9S9471, 2P4778 and 2P4779 Lighting System Groups shown on Pages 94B, 95, 96, 97A, 97C and 97D





REF NO.	PART NUMBER	DESCRIPTION	QTY.
1	9F9522	BOLT-----	2
2	3B4514	LOCKWASHER-----	4
	1D4608	BOLT-----	2
3	1B4331	NUT-----	2
	3B4512	LOCKWASHER-----	2

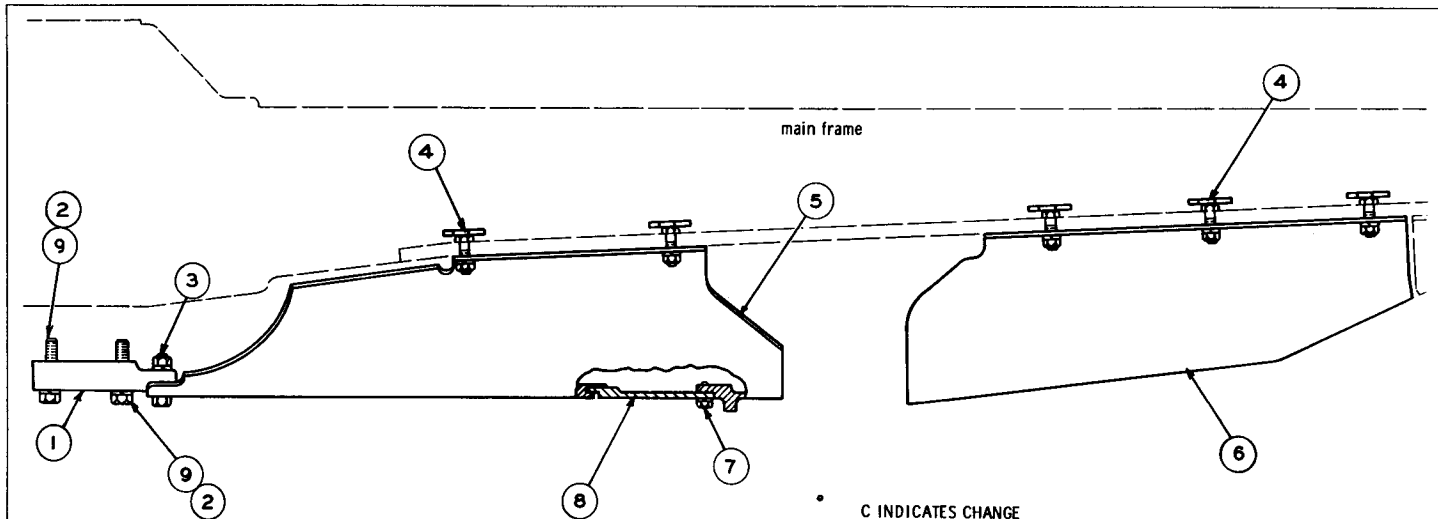
REF NO.	PART NUMBER	DESCRIPTION	QTY.
	5M9973	BOLT ASSEM.-----	10
4	1D4720	NUT-----	10
	3B4510	LOCKWASHER-----	10
5	3S5949	PLATE ASSEM.-----	1
	9S2721	GUARD ASSEM.-----	1

REF. NO.	PART NUMBER	DESCRIPTION	QTY.
7	6H1717	BOLT-----	1
	3B4508	LOCKWASHER-----	1
8	3S5954	COVER ASSEM.-----	1
9	1D4629	BOLT-----	2
10	4S8013	BRACKET-----	1

7S1526 CRANKCASE GUARD GROUP-Type 1

105731

7S1526 CRANKCASE GUARD GROUP--Type 2



\* C INDICATES CHANGE

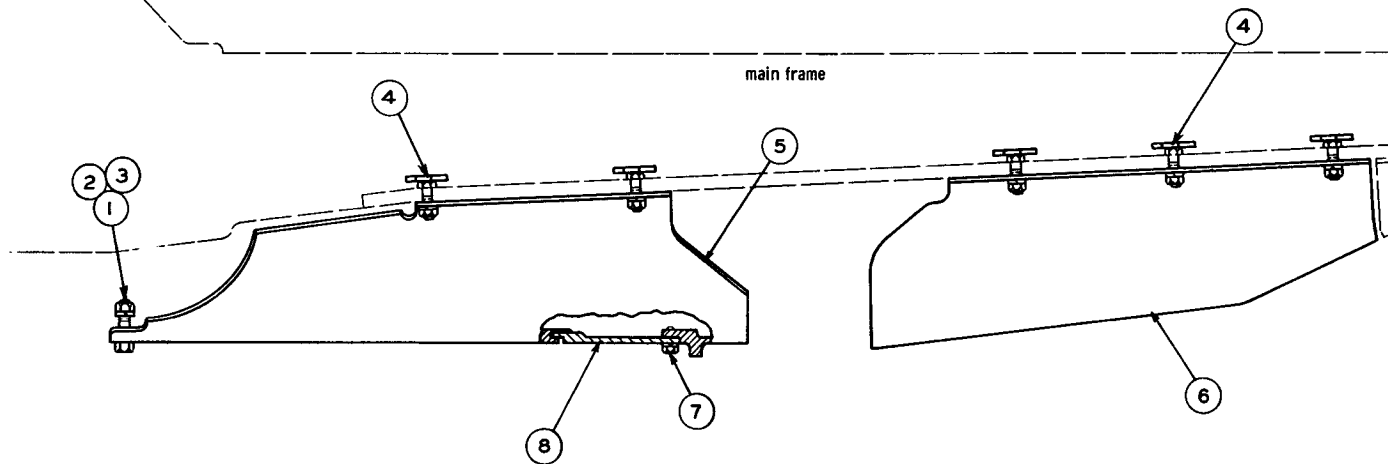
REF. NO.	PART NUMBER	DESCRIPTION	QTY
C 1	1P 7037	PLATE-----	2
2	3B4514	LOCKWASHER-----	4
C 1D4610	BOLT-----	2	
3 1B4331	NUT-----	2	
3B4512	LOCKWASHER-----	2	

4 5M9973	BOLT ASSEM.-----	10
1D4720	NUT-----	10
3B4510	LOCKWASHER-----	10
5 3S5949	PLATE ASSEM.-----	1
6 9S2721	GUARD ASSEM.-----	1

7 6H1717	BOLT-----	1
3B4508	LOCKWASHER-----	1
8 3S5954	COVER ASSEM.-----	1
9 1D4629	BOLT-----	4

ONLY "CATERPILLAR" PARTS GIVE "CATERPILLAR" PERFORMANCE

ATTACHMENTS



REF. NO.	PART NUMBER	DESCRIPTION	QTY.
1	1D4608	BOLT-----	2
2	1B4331	NUT-----	2
3	3B4512	LOCKWASHER-----	2

REF. NO.	PART NUMBER	DESCRIPTION	QTY.
4	5M9973	BOLT ASSEM.-----	10
	1D4720	NUT-----	10
	3B4510	LOCKWASHER-----	10
5	3S5949	PLATE ASSEM.-----	1

REF. NO.	PART NUMBER	DESCRIPTION	QTY.
6	9S2721	GUARD ASSEM.-----	1
7	6H1717	BOLT-----	1
	3B4508	LOCKWASHER-----	1
8	3S5954	COVER ASSEM.-----	1

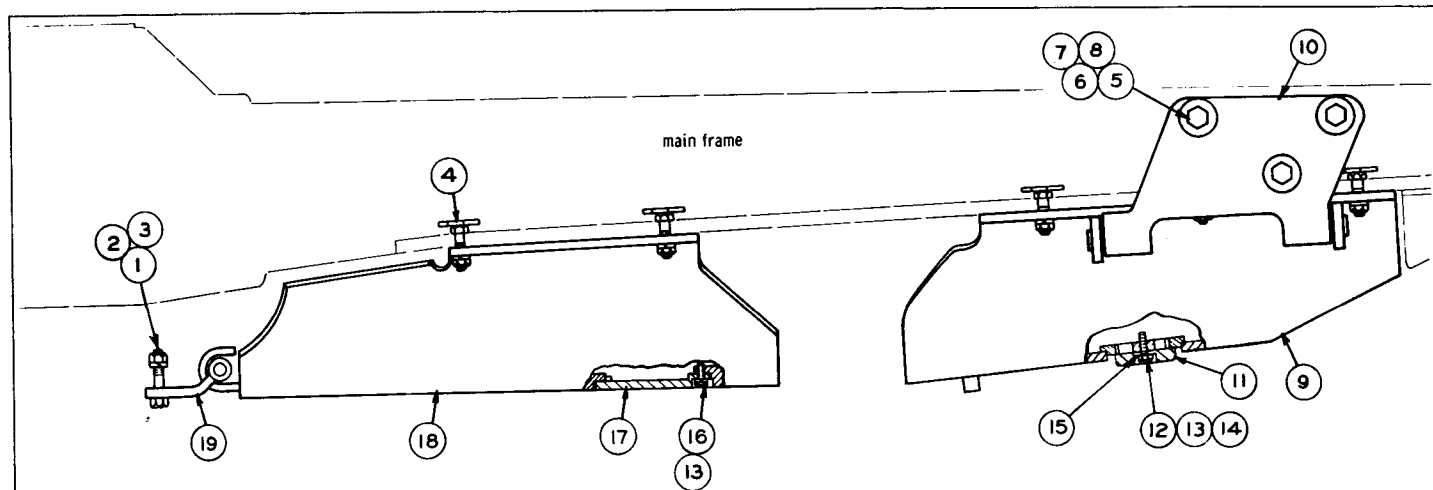
GMG00038-FORM ----- 1  
 (Instructions for installing Crankcase Guard)

106796

8S3031 CRANKCASE GUARD GROUP  
 FOR USE WITH SWINGING DRAWBAR OR RIPPER

ONLY "CATERPILLAR" PARTS GIVE "CATERPILLAR" PERFORMANCE

8S3030 CRANKCASE GUARD GROUP  
 FOR USE WITH SWINGING DRAWBAR OR RIPPER WHERE EXTREMELY RUGGED OPERATING CONDITIONS EXIST



REF NO	PART NUMBER	DESCRIPTION	QTY
1	1D4609	BOLT-----	2
2	1B4331	NUT-----	2
3	3B4512	LOCKWASHER-----	2
	7M6191	BOLT ASSEM.-----	10
4	1D4720	NUT-----	10
	3B4510	LOCKWASHER-----	10
5	1D5873	BOLT-----	3

REF NO.	PART NUMBER	DESCRIPTION	QTY
6	1B4208	NUT-----	3
7	3B4514	LOCKWASHER-----	3
8	2R690	WASHER-----	3
9	9S2722	GUARD ASSEM.-----	1
10	5S9696	HINGE ASSEM.----- (Part of 9S2722 Assem.)	1
11	8S8674	COVER-----	1

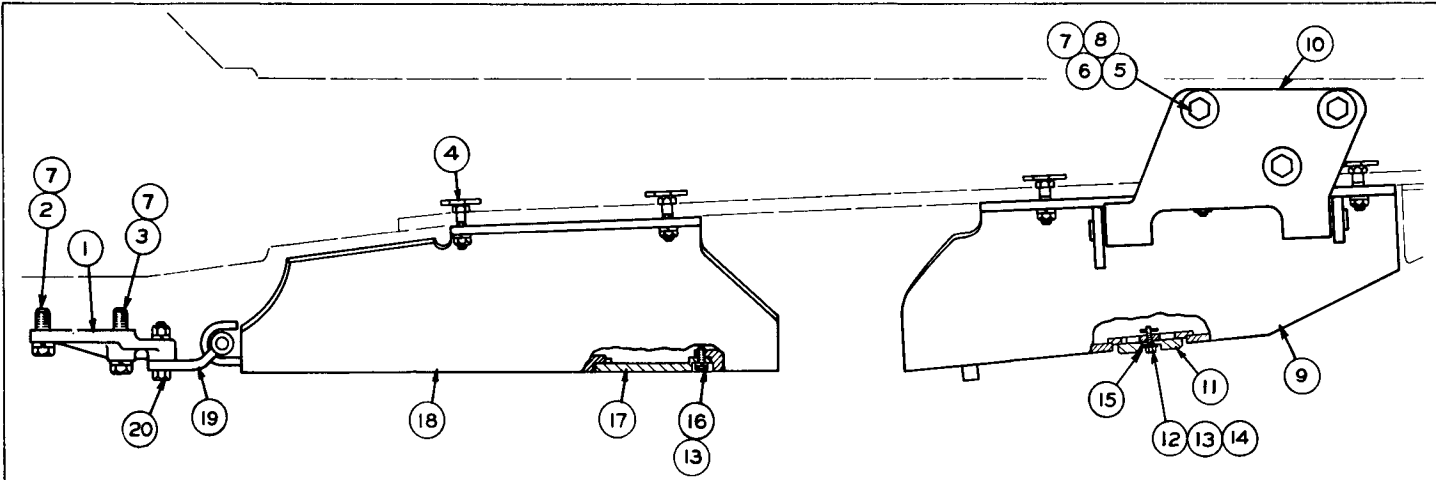
REF NO	PART NUMBER	DESCRIPTION	QTY
12	5S9765	BOLT-----	1
13	3B4508	LOCKWASHER-----	2
14	4H5128	PIN-----	1
15	5K6359	BAR-----	1
16	6H1717	BOLT-----	1
17	5S9688	COVER ASSEM.-----	1
18	5S9694	GUARD ASSEM.-----	1
19	5S9692	SUPPORT ASSEM.-----	1

GMG00038-FORM----- 1  
 (Instructions for installing Crankcase Guard)

106797

ATTACHMENTS

101



REF. NO.	PART NUMBER	DESCRIPTION	QTY.
1	4S8013	BRACKET-----	1
2	9F9522	BOLT-----	2
3	1D4629	BOLT-----	2
	7M6191	BOLT ASSEM.-----	10
4	1D4720	NUT-----	10
	3B4510	LOCKWASHER-----	10
5	1D5873	BOLT-----	3
6	1B4208	NUT-----	3
7	3B4514	LOCKWASHER-----	7
8	2R690	WASHER-----	3

REF. NO.	PART NUMBER	DESCRIPTION	QTY.
9	9S2722	GUARD ASSEM.-----	1
10	5S9696	HINGE ASSEM.----- (Part of 9S2722 Guard Assem.)	1
11	8S8674	COVER-----	1
12	5S9765	BOLT-----	2
13	3B4508	LOCKWASHER-----	1
14	4H5128	PIN-----	1
15	5K6359	BAR-----	1

REF. NO.	PART NUMBER	DESCRIPTION	QTY.
16	6H1717	BOLT-----	1
17	5S9688	COVER ASSEM.-----	1
18	5S9694	GUARD ASSEM.-----	1
19	5S9692	SUPPORT ASSEM.-----	1
	1D4609	BOLT-----	2
20	1B4331	NUT-----	2
	3B4512	LOCKWASHER-----	2

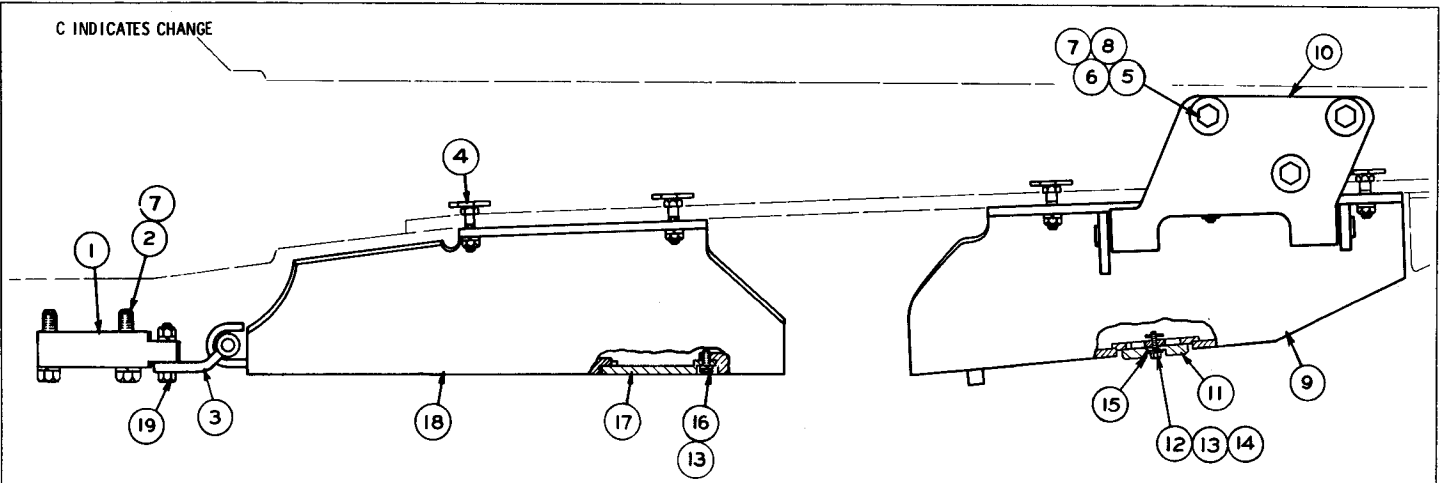
GMG00038-FORM ----- 1  
 (Instructions for installing Crankcase Guard)

106798

7S9170 CRANKCASE GUARD GROUP-Type 1  
 FOR USE WHERE EXTREMELY RUGGED OPERATING CONDITIONS EXIST

7S9170 CRANKCASE GUARD GROUP—Type 2  
FOR USE WHERE EXTREMELY RUGGED OPERATING CONDITIONS EXIST

C INDICATES CHANGE



REF. NO.	PART NUMBER	DESCRIPTION	QTY
C 1	1P7037	PLATE-----	2
2	1D4629	BOLT-----	4
3	5S9692	SUPPORT ASSEM.-----	1
	7M6191	BOLT ASSEM.-----	10
4	1D4720	NUT-----	10
	3B4510	LOCKWASHER-----	10
5	1D5873	BOLT-----	3
6	1B4208	NUT-----	3

7	3B4514	LOCKWASHER-----	7
8	2R690	WASHER-----	3
9	9S2722	GUARD ASSEM.-----	1
10	5S9696	HINGE ASSEM.-----	1
11	8S8674	COVER-----	1
12	5S9765	BOLT-----	1
13	3B4508	LOCKWASHER-----	2
14	4H5128	PIN-----	1
15	5K6359	BAR-----	1
16	6H1717	BOLT-----	1

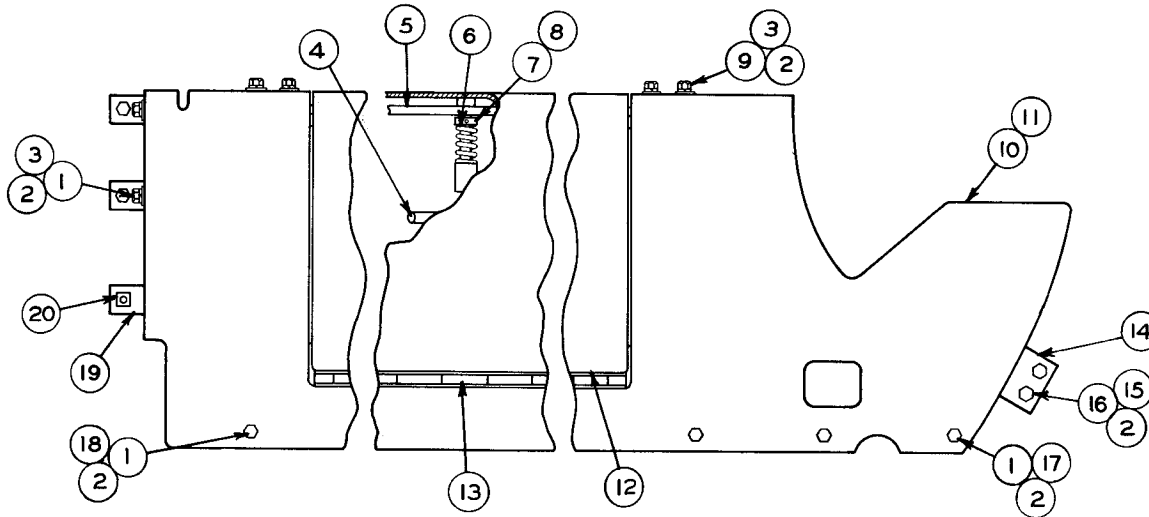
17	5S9688	COVER ASSEM.-----	1
18	5S9694	GUARD ASSEM.-----	1
	1D4610	BOLT-----	2
19	1B4331	NUT-----	2
	3B4512	LOCKWASHER-----	2
	GMG00038	FORM-----	1
	(Instructions For Installing Crankcase Guard)		

ONLY "CATERPILLAR" PARTS GIVE "CATERPILLAR" PERFORMANCE

ATTACHMENTS

102A

112785



REF. NO.	PART NUMBER	DESCRIPTION	QTY.
1	L-1351	BOLT-----	16
2	3B4506	LOCKWASHER-----	28
3	4B4278	WASHER-----	12
4	7F4404	HANDLE-----	2
5	8S2471	PLATE-----	2
6	1A4213	SPRING-----	2
7	7M1779	PLATE-----	2
8	6H3956	PIN-----	2
9	S-1588	BOLT-----	8

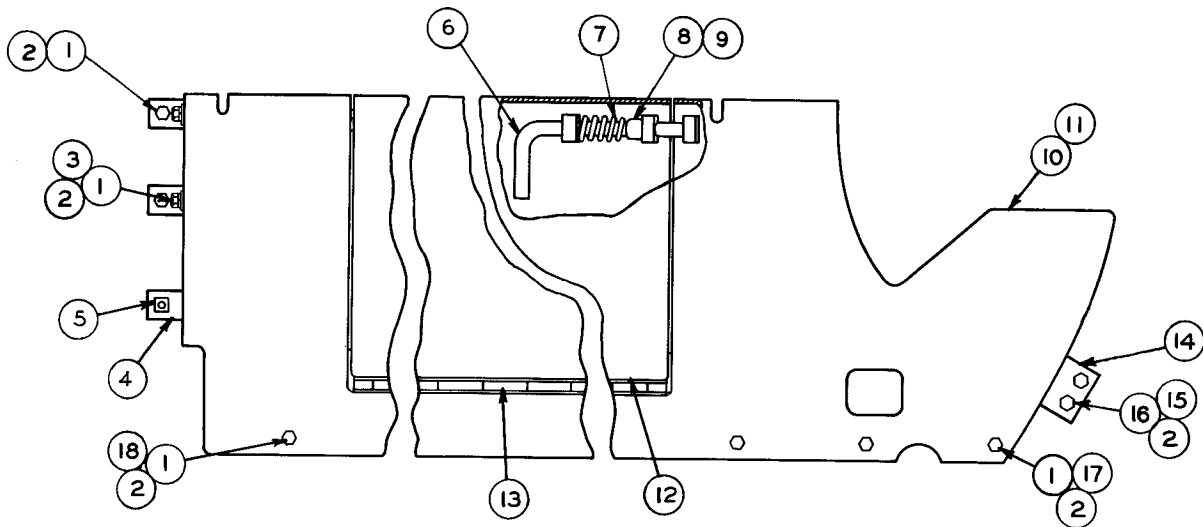
REF. NO.	PART NUMBER	DESCRIPTION	QTY.
10	8S2481	GUARD ASSEM. ---(Right Hand)---	1
11	8S2482	GUARD ASSEM. ---(Left Hand)---	1
12	8S2474	DOOR ASSEM.-----	2
13	8S2495	HINGE-----	2
		(1 each in 8S2481 & 8S2482 Guard Assem.)	
14	5S9482	PLATE ASSEM.-----	2
15	9F2978	NUT----- (Weld)---	4
		(2 in each 5S9482 Plate Assem.)	
16	S-1594	BOLT-----	4

REF. NO.	PART NUMBER	DESCRIPTION	QTY.
17	1D4717	NUT-----	6
18	8F9836	LUG-----	2
19	5S9077	ANGLE ASSEM.-----	4
20	9F2978	NUT----- (Weld)---	8
		(2 in each 5S9077 Angle Assem.)	

101694

**8S2484 BRUSH GUARD GROUP**  
**FOR USE WITH HYDRAULIC BULLDOZER**  
 Only separate parts serviced. When complete Group is required  
 order 9S3320 shown on Page 103

9S3320 BRUSH GUARD GROUP  
FOR USE WITH HYDRAULIC BULLDOZER



REF. NO.	PART NUMBER	DESCRIPTION	QTY
1	L1351	BOLT-----	16
2	3B4506	LOCKWASHER-----	20
3	4B4278	WASHER-----	4
4	5S9077	ANGLE ASSEM.-----	4
5	9F2978	NUT----- (Weld) (2 in each 5S9077 Assem.)	8
6	2M6095	HANDLE-----	4
7	6B533	SPRING-----	4

REF. NO.	PART NUMBER	DESCRIPTION	QTY
8	9S2075	SPACER-----	4
9	6H3956	PIN-----	4
10	9S3317	GUARD ASSEM. --- (Right Hand)---	1
11	9S3318	GUARD ASSEM. --- (Left Hand)---	1
12	9S3004	DOOR ASSEM.-----	2
13	8S2495	HINGE----- (1 each in 9S3317 & 9S3318 Assem.)	2

REF. NO.	PART NUMBER	DESCRIPTION	QTY
14	5S9482	PLATE ASSEM.-----	2
15	9F2978	NUT----- (Weld) (2 in each 5S9482 Assem.)	4
16	S1594	BOLT-----	4
17	1D4717	NUT-----	6
18	8F9836	LUG-----	2

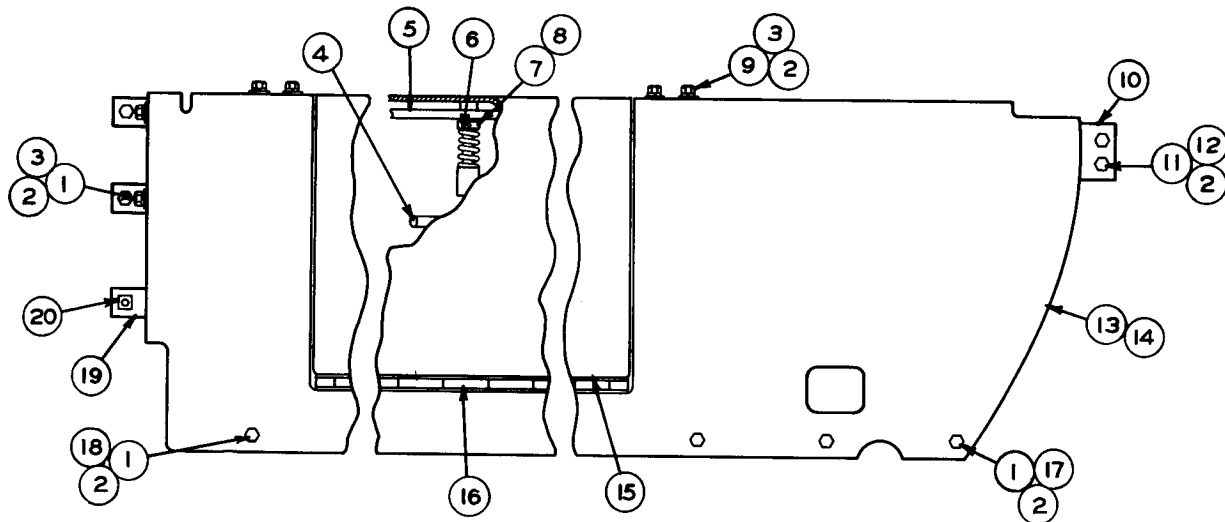
106790

ONLY "CATERPILLAR" PARTS GIVE "CATERPILLAR" PERFORMANCE

ATTACHMENTS

103





REF. NO.	PART NUMBER	DESCRIPTION	QTY.
1	L-1351	BOLT-----	16
2	3B4506	LOCKWASHER-----	28
3	4B4278	WASHER-----	12
4	7F4404	HANDLE-----	2
5	8S2471	PLATE-----	2
6	1A4213	SPRING-----	2
7	7M1779	PLATE-----	2
8	6H3956	PIN-----	2
9	S-1588	BOLT-----	8

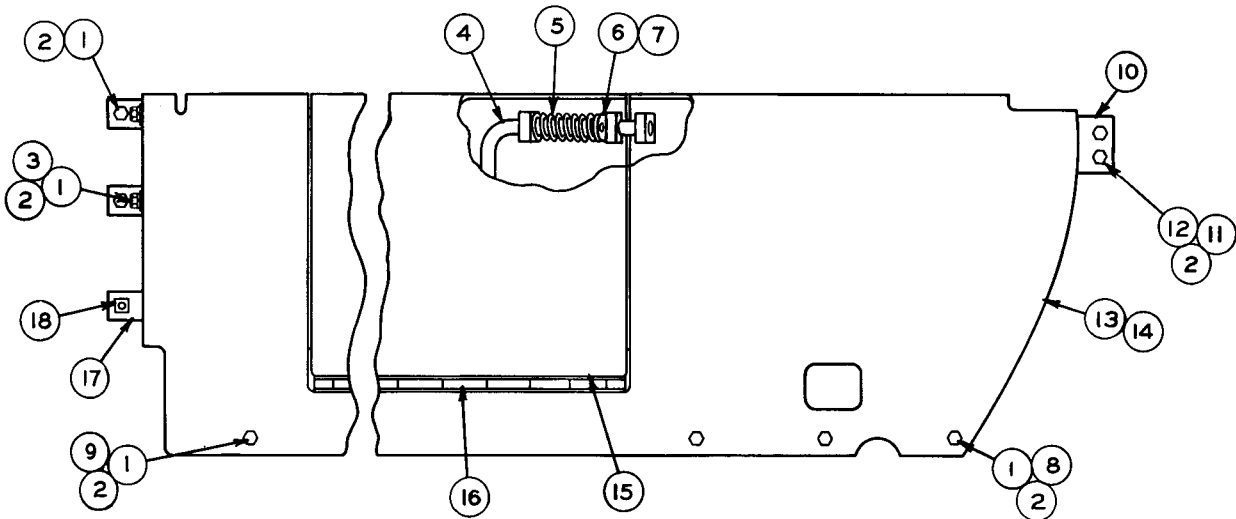
REF. NO.	PART NUMBER	DESCRIPTION	QTY.
10	5S9482	PLATE ASSEM. -----	2
11	9F2978	NUT----- (Weld)-----	4
		(2 in each 5S9482 Plate Assem.)	
12	S-1594	BOLT-----	4
13	8S2479	GUARD ASSEM. --- (Right Hand)---	1
14	8S2480	GUARD ASSEM. --- (Left Hand)---	1
15	8S2474	DOOR ASSEM. -----	2
16	8S2495	HINGE-----	2
		(1 each in 8S2480 & 8S2479 Guard Assem.)	

REF. NO.	PART NUMBER	DESCRIPTION	QTY.
17	1D4717	NUT-----	6
18	8F9836	LUG-----	2
19	5S9077	ANGLE ASSEM. -----	4
20	9F2978	NUT----- (Weld)-----	8
		(2 in each 5S9077 Angle Assem.)	

101370

**8S2483 BRUSH GUARD GROUP**  
**FOR USE WITHOUT HYDRAULIC BULLDOZER**  
 Only separate parts serviced. When complete Group  
 is required order 9S3319

9S3319 BRUSH GUARD GROUP  
FOR USE WITHOUT HYDRAULIC BULLDOZER



REF. NO.	PART NUMBER	DESCRIPTION	QTY
1	L1351	BOLT-----	16
2	3B4506	LOCKWASHER-----	20
3	4B4278	WASHER-----	4
4	2M6095	HANDLE-----	4
5	6B533	SPRING-----	4
6	9S2075	SPACER-----	4
7	6H3956	PIN-----	4
8	1D4717	NUT-----	6

REF. NO.	PART NUMBER	DESCRIPTION	QTY
9	8F9836	LUG-----	2
10	5S9482	PLATE ASSEM.-----	2
11	9F2978	NUT----- (2 in each 5S9482 Plate Assem.)	4
12	S1594	BOLT-----	4

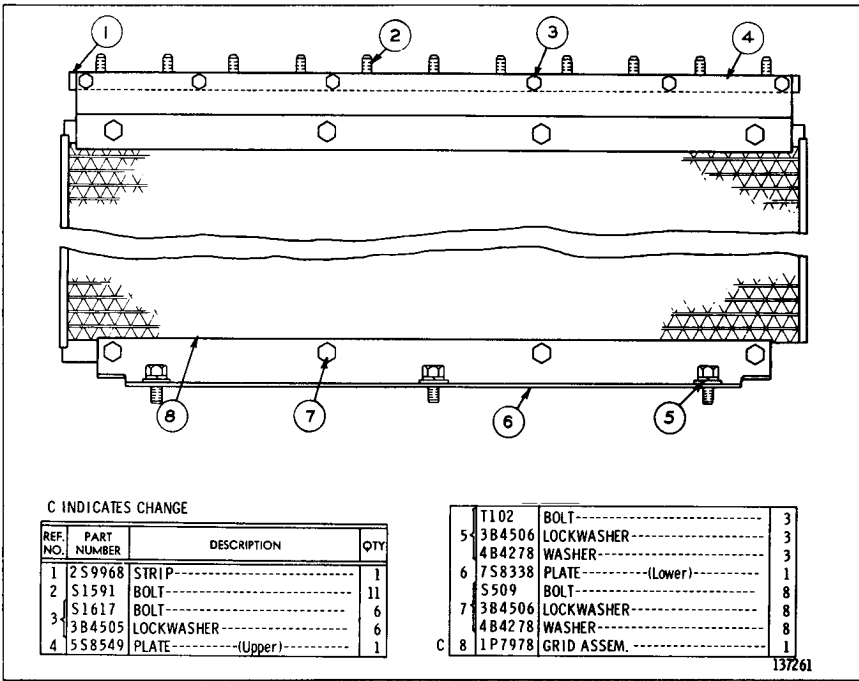
REF. NO.	PART NUMBER	DESCRIPTION	QTY
13	9S3315	GUARD ASSEM.---(Right Hand)---	1
14	9S3316	GUARD ASSEM.---(Left Hand)---	1
15	9S3004	DOOR ASSEM.-----	2
16	8S2495	HINGE-----	2
		(1 each in 9S3315 & 9S3316 Guard Assem.)	
17	5S9077	ANGLE ASSEM.-----	4
18	9F2978	NUT----- (2 in each 5S9077 Angle Assem.)	8

107434

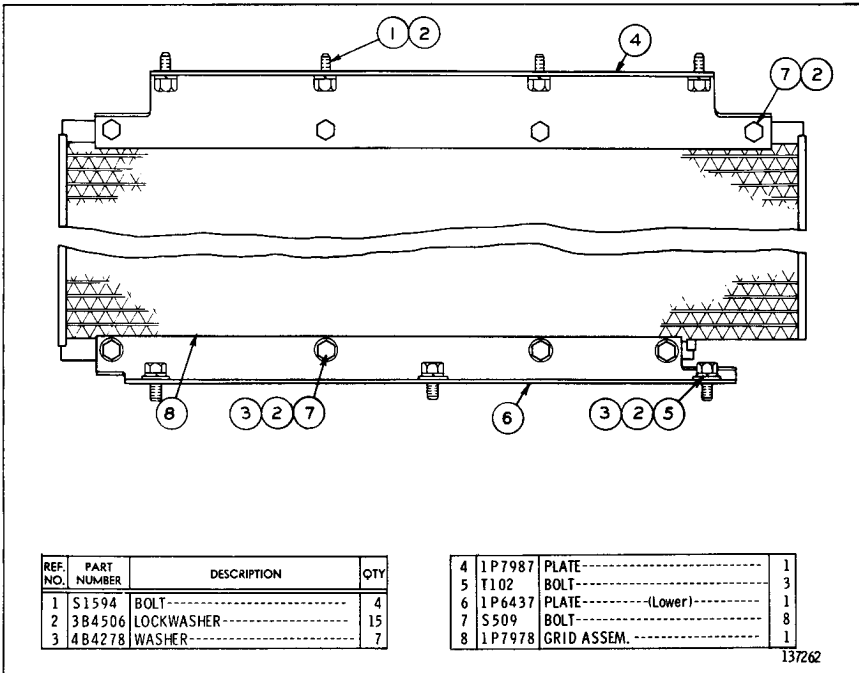
ONLY "CATERPILLAR" PARTS GIVE "CATERPILLAR" PERFORMANCE

ATTACHMENTS

104A

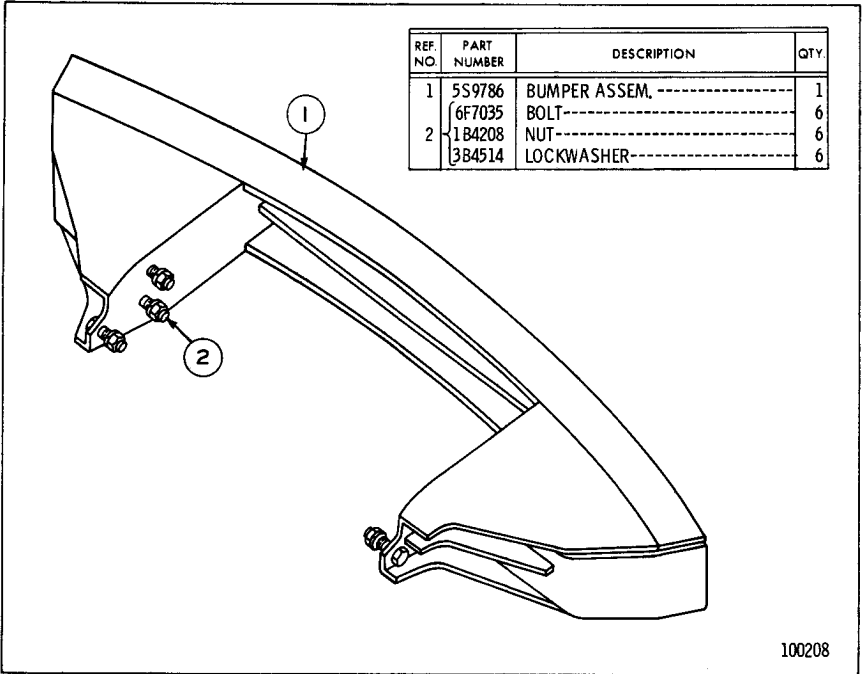


**7S8473 RADIATOR CORE PROTECTION GRID GROUP**  
 Serial No. 93J1 to 93J653 inclusive and 94J1 to 94J1617 inclusive

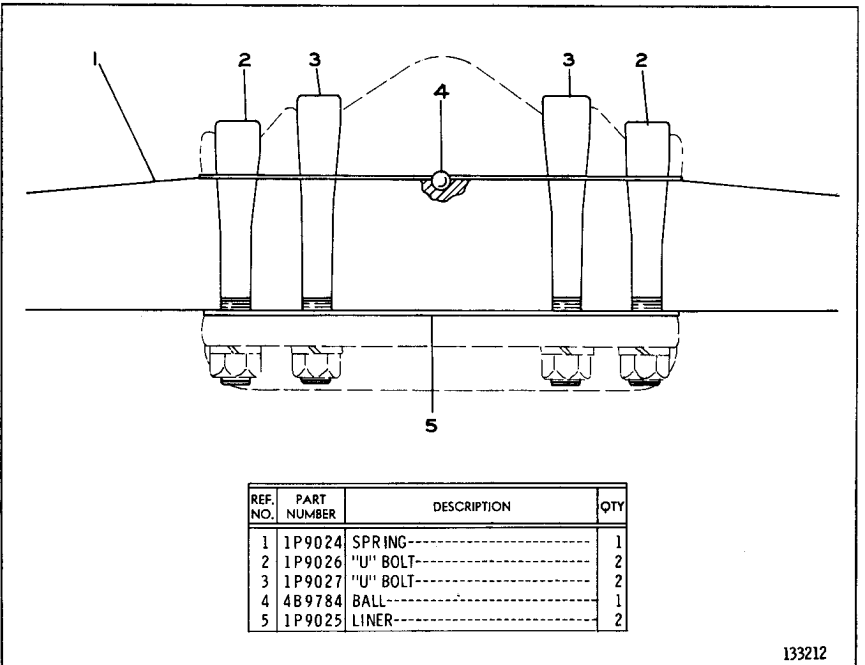


**1P6436 RADIATOR CORE PROTECTION GRID GROUP**  
 Serial No. 93J654—Up and 94J1618—Up

ALWAYS GIVE SERIAL NUMBER WHEN ORDERING PARTS

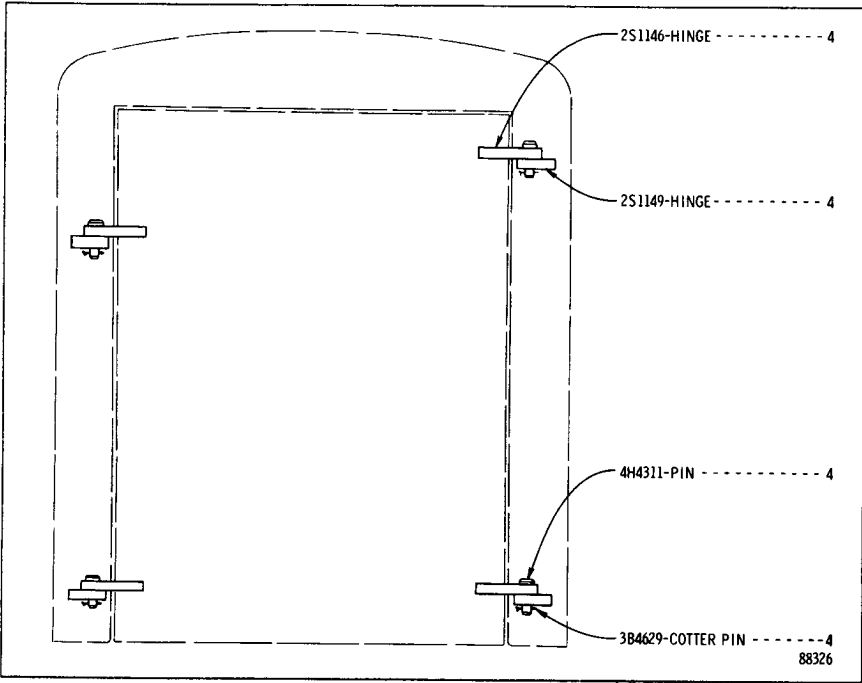


5S9787 BUMPER GROUP

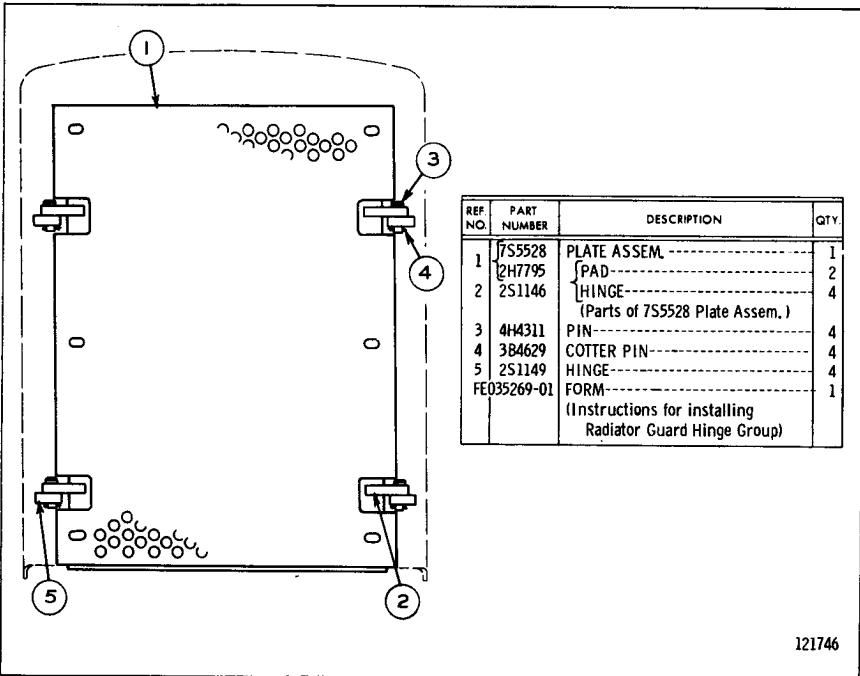


1P9028 EQUALIZER SPRING GROUP

ONLY "CATERPILLAR" PARTS GIVE "CATERPILLAR" PERFORMANCE

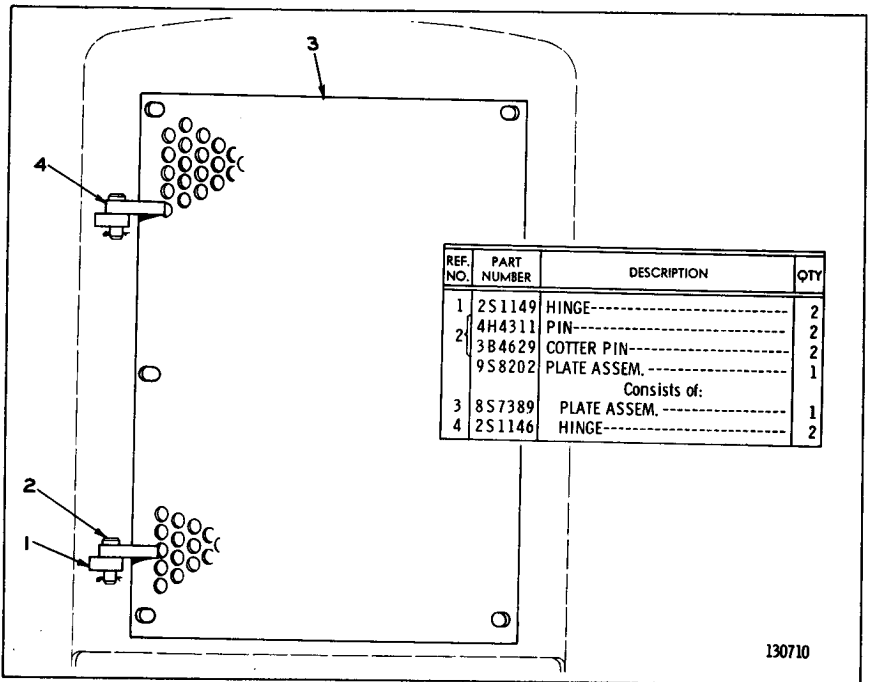


**2S1163 RADIATOR GUARD HINGE GROUP**  
 Only separate parts serviced. When complete Group is required order 9S8203

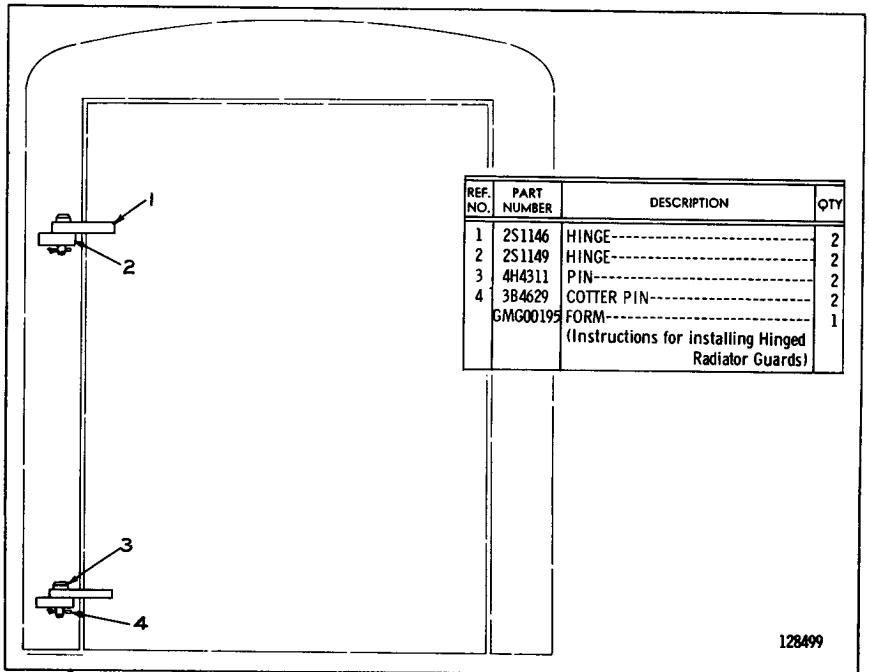


**7S5539 HINGED HEAVY DUTY PLATE GROUP**  
 Serial No. 93J1 to 93J369 inclusive & 94J1 to 94J656 inclusive

ALWAYS GIVE SERIAL NUMBER WHEN ORDERING PARTS

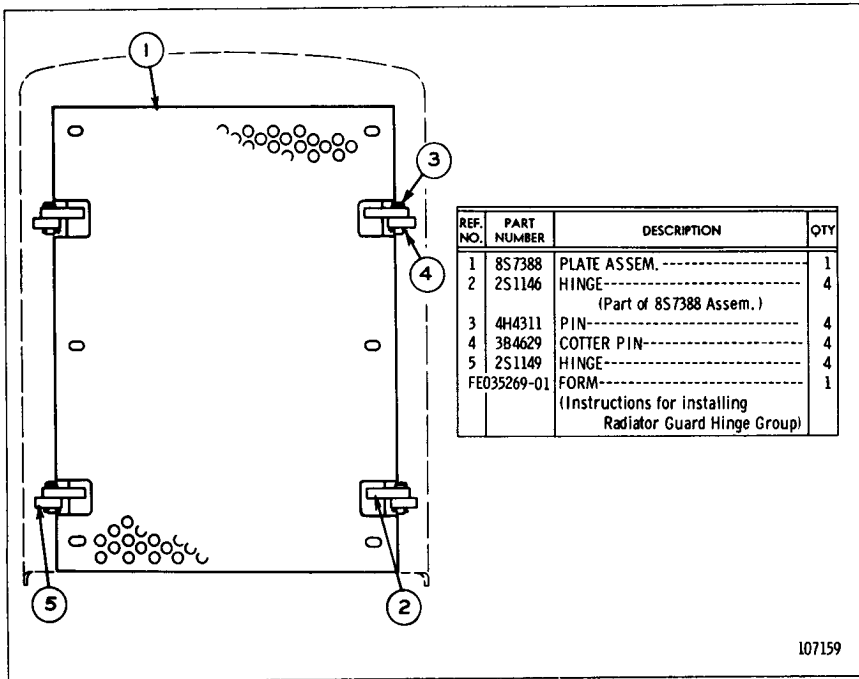


9S8203 RADIATOR GRILL HINGED PLATE GROUP  
Factory Installation Only



9S7870 RADIATOR GUARD HINGE GROUP  
Field Installation

ONLY "CATERPILLAR" PARTS GIVE "CATERPILLAR" PERFORMANCE



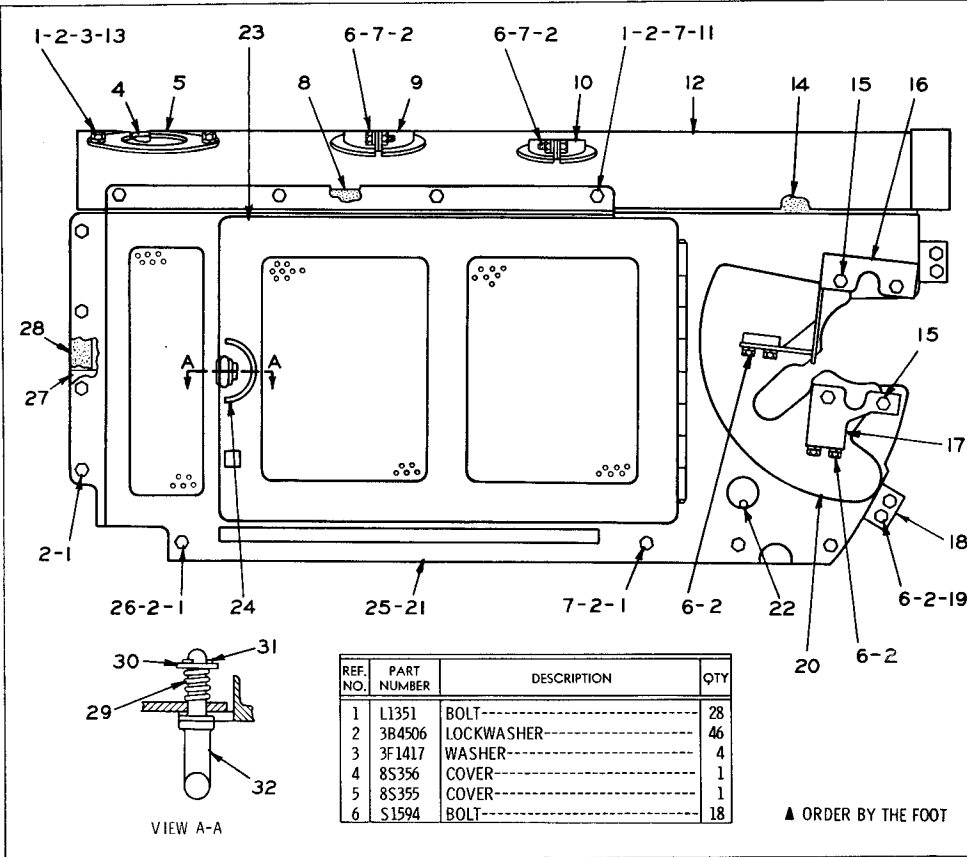
107159

**8S7387 HINGED HEAVY DUTY PLATE GROUP**  
Effective with Serial No. 93J370-Up and 94J657-Up

ALWAYS GIVE SERIAL NUMBER WHEN ORDERING PARTS

ONLY "CATERPILLAR" PARTS GIVE "CATERPILLAR" PERFORMANCE

8S2434 ENGINE ENCLOSURE GROUP—Type 1



REF. NO.	PART NUMBER	DESCRIPTION	QTY
1	L1351	BOLT-----	28
2	3B4506	LOCKWASHER-----	46
3	3F1417	WASHER-----	4
4	8S336	COVER-----	1
5	8S355	COVER-----	1
6	S1594	BOLT-----	18

REF. NO.	PART NUMBER	DESCRIPTION	QTY
7	1D4717	NUT-----	16
8	8S2452	GASKET-----	2
9	8S357	CLAMP ASSEM.-----	1
10	9S347	CLAMP ASSEM.-----	1
11	4B4278	WASHER-----	8
12	8S2453	HOOD ASSEM.-----	1
13	9F2978	NUT-----	4
		(Part of 8S2453 Assem.)	
▲ 14	7S8395	SEAL-----	38"
	1B2886	BOLT-----	8
	3B4508	LOCKWASHER-----	8
15	L1365	WASHER-----	16
	8S375	SPACER-----	8
16	8S363	BRACKET ASSEM.---(Right Hand)---	1
	8S364	BRACKET ASSEM.---(Left Hand)---	1
17	8S373	PLATE----- (Right Hand)	1
	8S374	PLATE----- (Left Hand)	1
18	5S9482	PLATE ASSEM.-----	4
19	9F2978	NUT-----	8
		(2 in each 5S9482 Assem.)	
20	8S2459	PLATE ASSEM.-----(Right Hand)---	1
	8S2460	PLATE ASSEM.-----(Left Hand)---	1
21	8S2435	ENCLOSURE ASSEM.-(Right Hand)	1
22	5D4434	PIN-----	1
		(Part of 8S2435 Assem.)	
23	8S2445	DOOR ASSEM.-----	2
		(1 in each 8S2435 & 8S2436 Assem.)	
24	8S9676	PLATE-----	2
		(1 in each 8S2445 Assem.)	
25	8S2436	ENCLOSURE ASSEM.---(Left Hand)---	1
26	8F9836	LUG-----	2
27	8S336	STRIP-----	4
28	8S2451	GASKET-----	2
29	4B7033	SPRING-----	2
30	1A4784	WASHER-----	2
31	3B4623	COTTER PIN-----	2
32	9B1783	FASTENER-----	2

▲ ORDER BY THE FOOT

ATTACHMENTS

106C

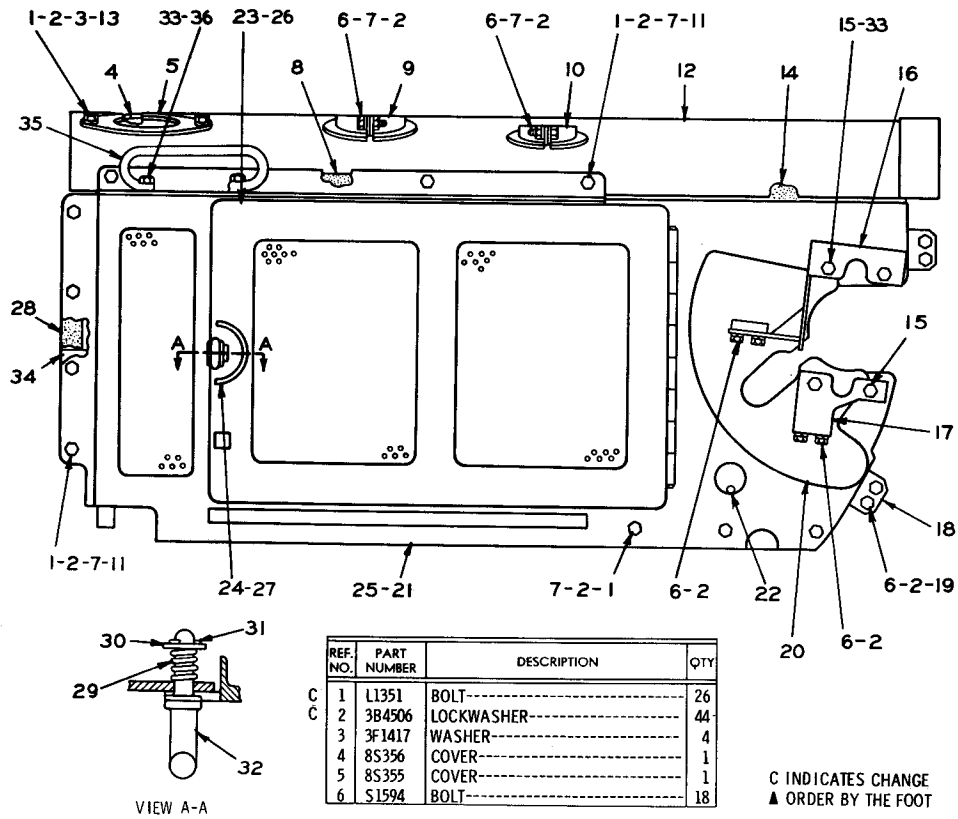
107161



ALWAYS GIVE SERIAL NUMBER WHEN ORDERING PARTS

106D

CATERPILLAR D5 TRACTOR



REF. NO.	PART NUMBER	DESCRIPTION	QTY
1	L1351	BOLT-----	26
2	3B4506	LOCKWASHER-----	44
3	3F1417	WASHER-----	4
4	8S356	COVER-----	1
5	8S355	COVER-----	1
6	S1594	BOLT-----	18

C INDICATES CHANGE  
▲ ORDER BY THE FOOT

REF. NO.	PART NUMBER	DESCRIPTION	QTY
C 7	1D4717	NUT-----	20
8	8S2452	GASKET-----	2
9	8S357	CLAMP ASSEM.-----	1
10	9S347	CLAMP ASSEM.-----	1
C 11	4B4278	WASHER-----	12
C 12	2P7221	HOOD ASSEM.-----	1
13	9F2978	NUT-----	6
▲ 14	7S8395	SEAL-----	38"
	1B2886	BOLT-----	8
15	L1365	WASHER-----	16
	8S375	SPACER-----	8
	8S363	BRACKET ASSEM. --- (R. H.)-----	1
16	8S364	BRACKET ASSEM. --- (L. H.)-----	1
	8S373	PLATE --- (R. H.)-----	1
17	8S374	PLATE --- (L. H.)-----	1
18	5S9482	PLATE ASSEM.-----	4
19	9F2978	NUT-----	2
20	8S2459	PLATE ASSEM. --- (R. H.)-----	1
	8S2460	PLATE ASSEM. --- (L. H.)-----	1
21	8S2435	ENCLOSURE ASSEM. --- (R. H.)-----	1
22	5D4434	PIN-----	1
23	8S2445	DOOR ASSEM.-----	1
24	8S9676	PLATE-----	1
25	8S2436	ENCLOSURE ASSEM. --- (L. H.)-----	1
26	8S2445	DOOR ASSEM.-----	1
27	8S9676	PLATE-----	1
28	8S2451	GASKET-----	2
29	4B7033	SPRING-----	2
30	1A4784	WASHER-----	2
31	3B4623	COTTER PIN-----	2
32	9B1783	FASTENER-----	2
C 33	3B4508	LOCKWASHER-----	12
34	8S336	STRIP-----	4
C 35	1D4164	GRAB IRON-----	2
	S1595	BOLT-----	4
C 36	1D4719	NUT-----	4

113792

8S2434 ENGINE ENCLOSURE GROUP--Type 2

REF. NO.	PART NUMBER	DESCRIPTION	QTY
1	1A2029	BOLT-----	7
	4B4278	WASHER-----	7
2	3B4506	LOCKWASHER-----	13
3	S1588	BOLT-----	6
	8S9416	FAN ASSEM.-----	1
Consisting of:			
4	8S9396	BLADE ASSEM.-----	6
	2A4781	BOLT-----	6
5	1B4330	NUT-----	6
	3B4504	LOCKWASHER-----	6
6	1S7675	SPRING-----	6
7	3S4077	WASHER-----	6
8	1S9251	HUB COVER-----	2
9	8S6816	HUB-----	1
10	3S1164	SPACER-----	2
11	1A621	GROMMET-----	2
12	S1587	BOLT-----	1
	3B4508	LOCKWASHER-----	2
13	8M4791	WASHER-----	2
14	5S3398	BRACKET-----	1
15	S1585	BOLT-----	1
	1D4719	NUT-----	1
16	5S8444	GUARD----- (Upper)	1
17	8S8803	GUARD----- (Lower-Right Hand)	1
18	5S3400	GUARD----- (Lower-Left Hand)	1

123151

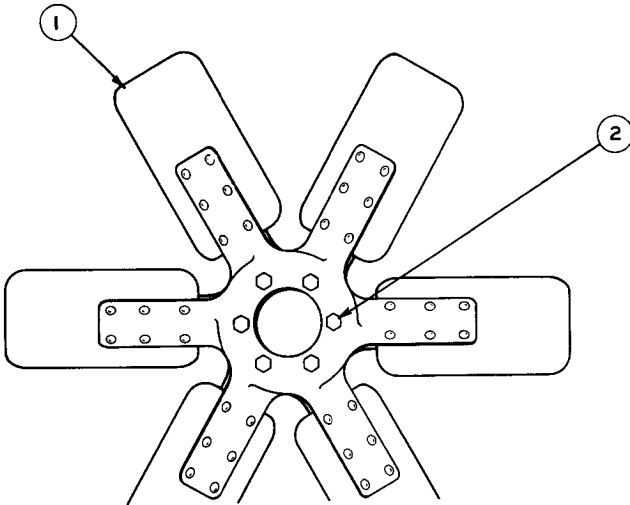
8S790 FAN GROUP—Reversible Blade  
 Serial No. 93J1 to 93J653 inclusive and  
 94J1 to 94J1617 inclusive

REF. NO.	PART NUMBER	DESCRIPTION	QTY.
1	1A2029	BOLT-----	13
	3B4506	LOCKWASHER-----	13
2	4B4278	WASHER-----	7
3	7S542	SPIDER ASSEM.-----	1
4	5S3400	GUARD----- (Lower-Left Hand)	1
5	8S8803	GUARD----- (Lower-Right Hand)	1
6	3B1164	SPACER-----	2
7	1A621	GROMMET-----	2
8	S1587	BOLT-----	2
9	3B4508	LOCKWASHER-----	1
	8M4791	WASHER-----	2
10	5S3398	BRACKET-----	1
11	S1585	BOLT-----	1
	1D4719	NUT-----	1
12	5S8444	GUARD-----	1

123152

7S1166 BLOWER FAN AND GUARD GROUP  
 Serial No. 93J1 to 93J653 inclusive and 94J1 to 94J1617 inclusive

ONLY "CATERPILLAR" PARTS GIVE "CATERPILLAR" PERFORMANCE

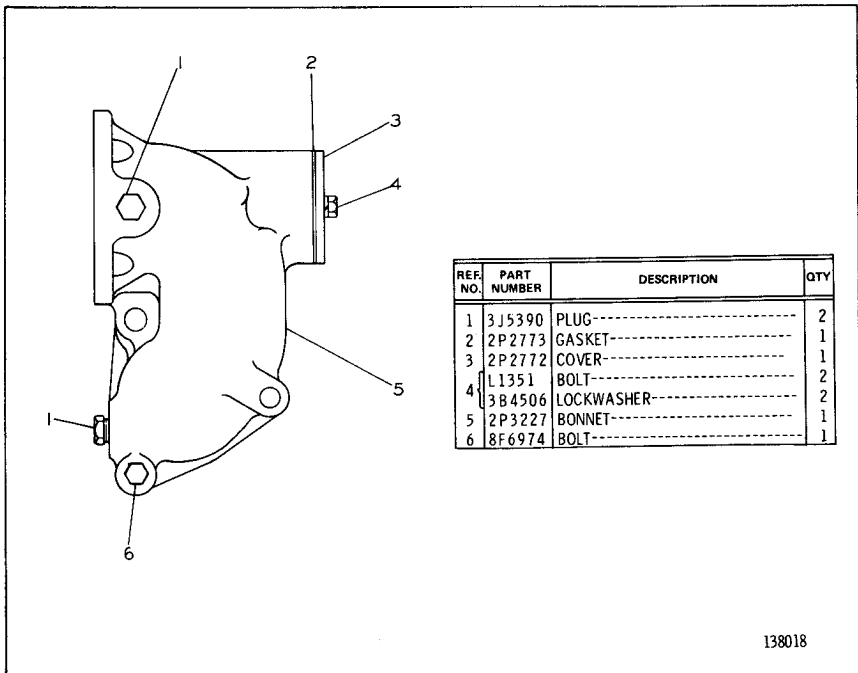


REF. NO.	PART NUMBER	DESCRIPTION	QTY
1	7S544	SPIDER ASSEM.-----	1
2	S1571	BOLT-----	6
	3B4506	LOCKWASHER-----	6

113774

**9S5443 SUCTION FAN GROUP**

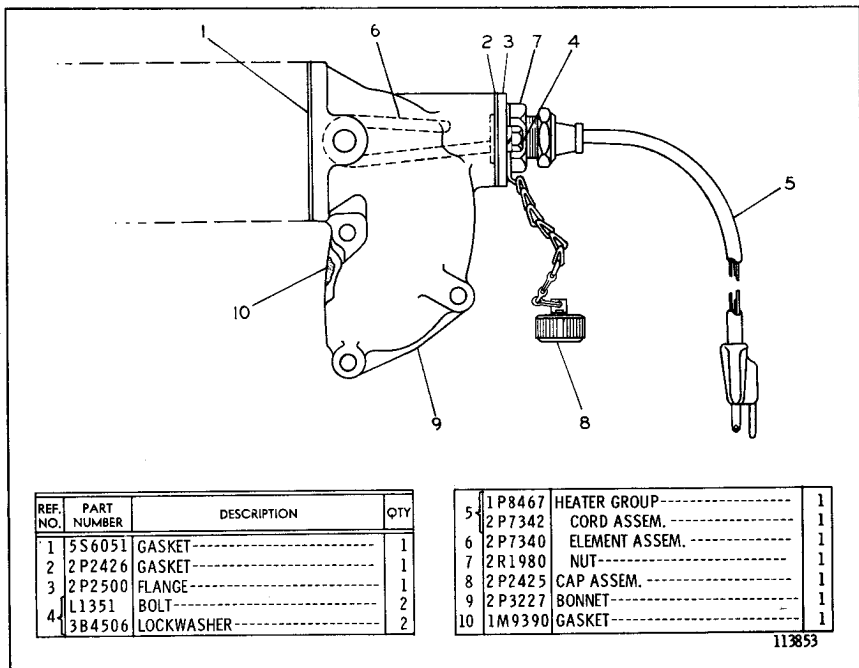
Effective with Serial No. 93J654-Up and 94J1618-Up



138018

**2P7839 BONNET GROUP**

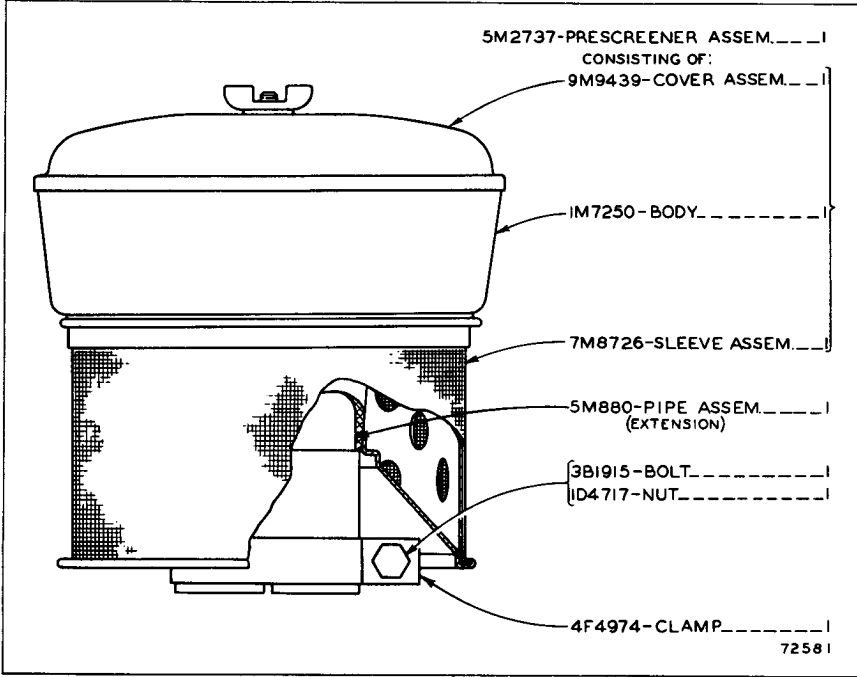
Provides Service Replacement for 5S6061 and 2P2840 Bonnets



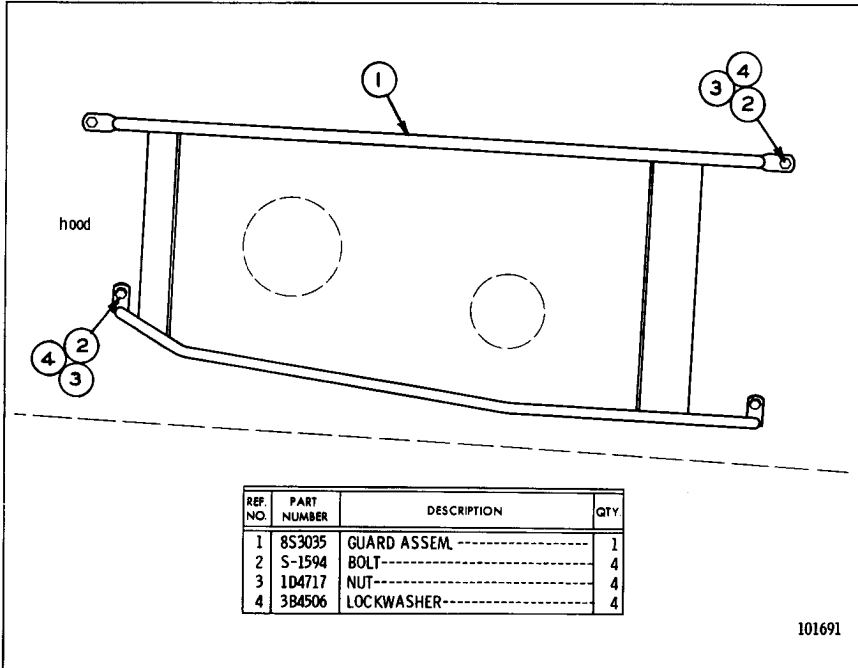
113853

**2P3226 JACKET WATER HEATER GROUP**

ONLY "CATERPILLAR" PARTS GIVE "CATERPILLAR" PERFORMANCE

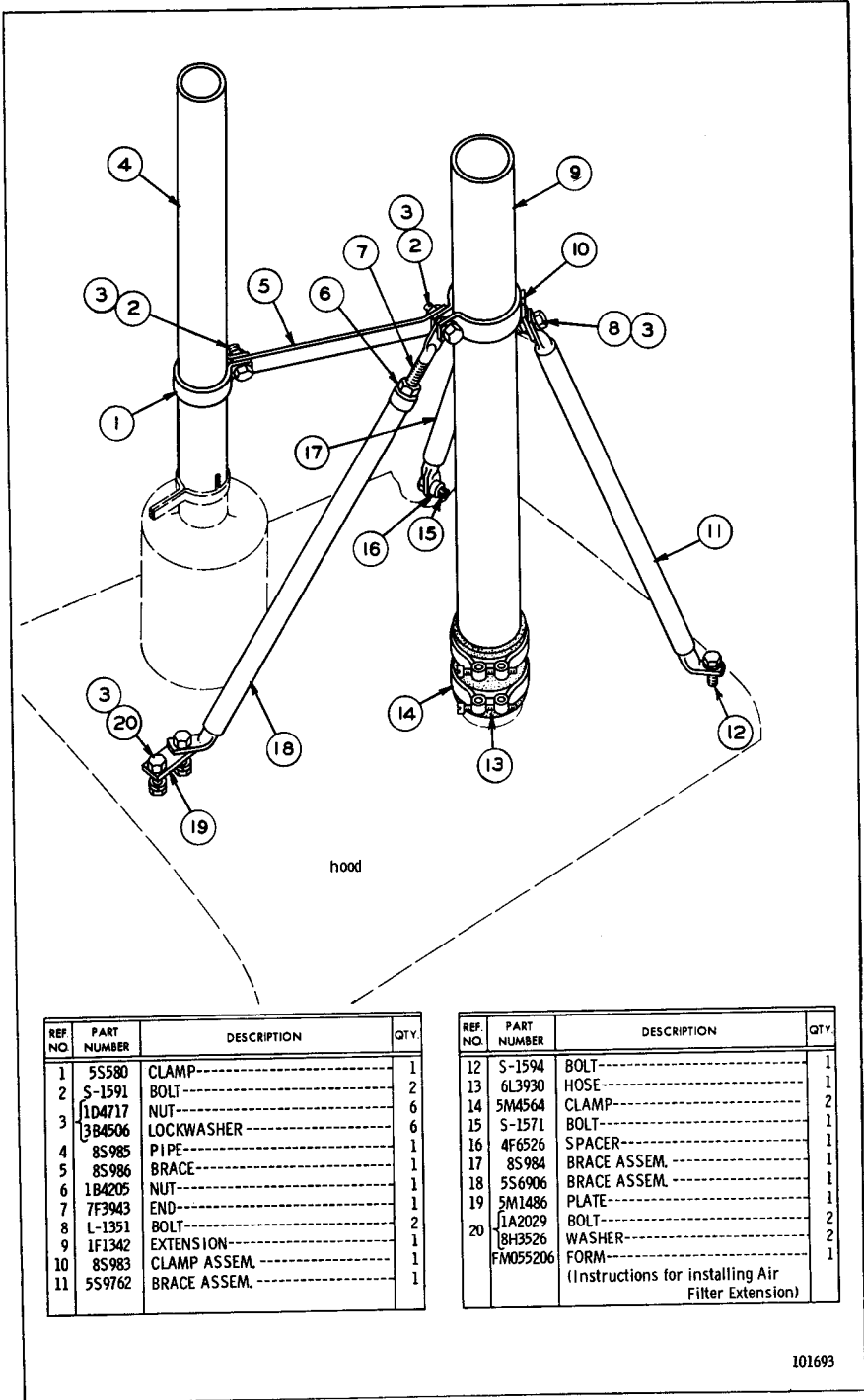


5M2734 PRESCREENER GROUP



8S3033 PRECLEANER GUARD GROUP

ALWAYS GIVE SERIAL NUMBER WHEN ORDERING PARTS



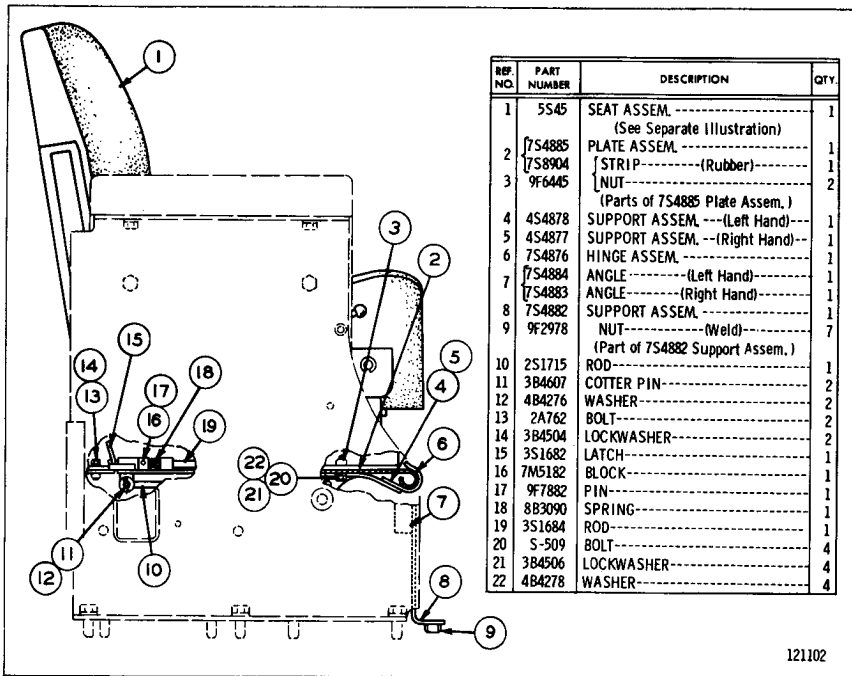
REF. NO.	PART NUMBER	DESCRIPTION	QTY.
1	5S580	CLAMP-----	1
2	S-1591	BOLT-----	2
3	1D4717	NUT-----	6
3	3B4506	LOCKWASHER-----	6
4	8S985	PIPE-----	1
5	8S986	BRACE-----	1
6	1B4205	NUT-----	1
7	7F3943	END-----	1
8	L-1351	BOLT-----	2
9	1F1342	EXTENSION-----	1
10	8S983	CLAMP ASSEM.-----	1
11	5S9762	BRACE ASSEM.-----	1

REF. NO.	PART NUMBER	DESCRIPTION	QTY.
12	S-1594	BOLT-----	1
13	6L3930	HOSE-----	1
14	5M4564	CLAMP-----	2
15	S-1571	BOLT-----	1
16	4F6526	SPACER-----	1
17	8S984	BRACE ASSEM.-----	1
18	5S6906	BRACE ASSEM.-----	1
19	5M1486	PLATE-----	1
20	1A2029	BOLT-----	2
	8H3526	WASHER-----	2
	FM055206	FORM-----	1
(Instructions for installing Air Filter Extension)			

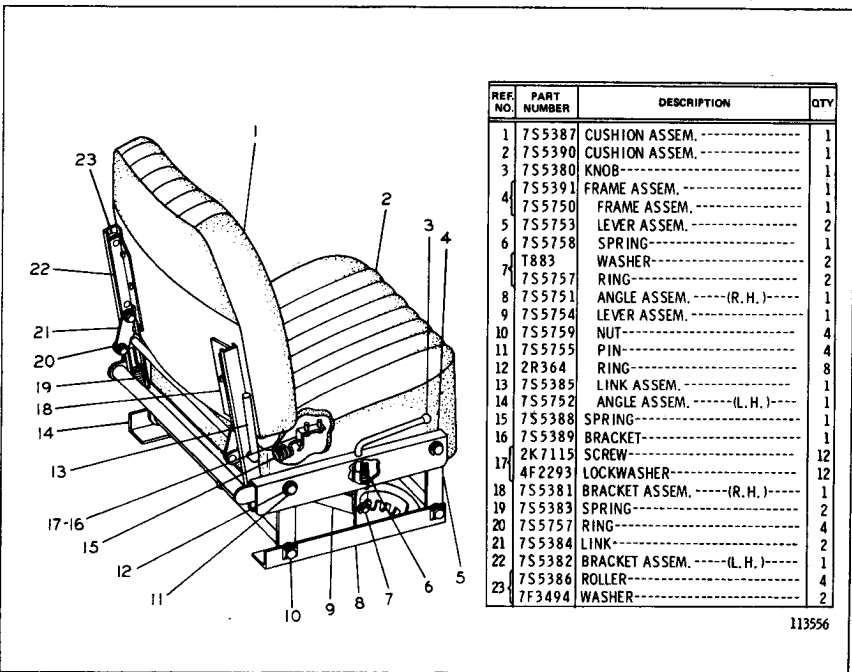
101693

8S925 AIR CLEANER INLET EXTENSION GROUP

ONLY "CATERPILLAR" PARTS GIVE "CATERPILLAR" PERFORMANCE



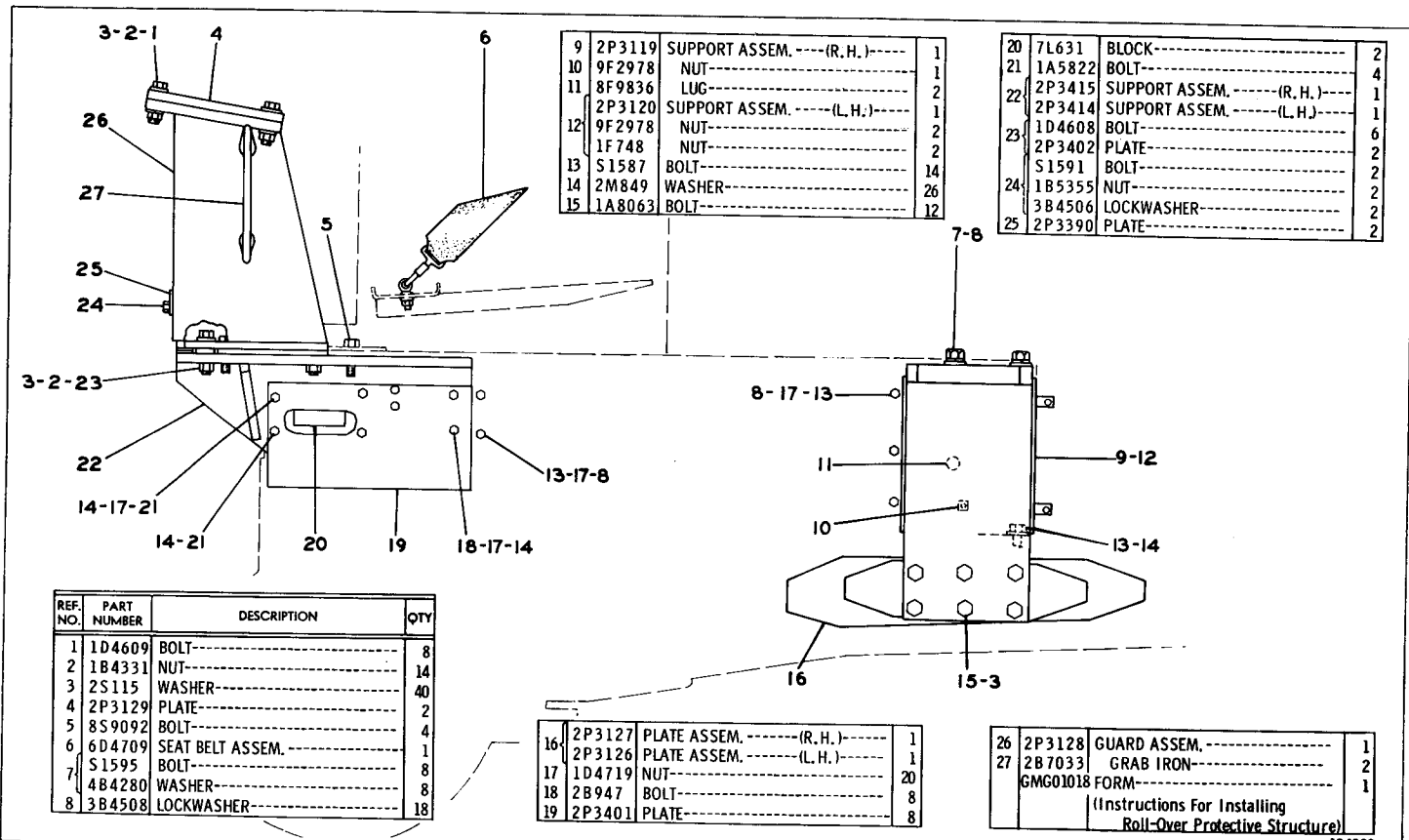
7S5283 ADJUSTABLE SEAT GROUP

5S45 SEAT ASSEMBLY  
PART OF 7S5283 ADJUSTABLE SEAT GROUP

ALWAYS GIVE SERIAL NUMBER WHEN ORDERING PARTS

2P5003 MOUNTING GROUP—Field Installation  
FOR USE WITH ROLL-OVER PROTECTIVE STRUCTURE

ONLY "CATERPILLAR" PARTS GIVE "CATERPILLAR" PERFORMANCE



9	2P3119	SUPPORT ASSEM. ----(R.H.)----	1
10	9F2978	NUT-----	1
11	8F9836	LUG-----	2
	2P3120	SUPPORT ASSEM. ----(L.H.)----	1
12	9F2978	NUT-----	2
	1F748	NUT-----	2
13	S1587	BOLT-----	14
14	2M849	WASHER-----	26
15	1A8063	BOLT-----	12

20	7L631	BLOCK-----	2
21	1A5822	BOLT-----	4
	2P3415	SUPPORT ASSEM. ----(R.H.)----	1
22	2P3414	SUPPORT ASSEM. ----(L.H.)----	1
	1D4608	BOLT-----	6
23	2P3402	PLATE-----	2
	S1591	BOLT-----	2
24	1B5355	NUT-----	2
	3B4506	LOCKWASHER-----	2
25	2P3390	PLATE-----	2

REF. NO.	PART NUMBER	DESCRIPTION	QTY
1	1D4609	BOLT-----	8
2	1B4331	NUT-----	14
3	2S115	WASHER-----	40
4	2P3129	PLATE-----	2
5	8S9092	BOLT-----	4
6	6D4709	SEAT BELT ASSEM.-----	1
7	S1595	BOLT-----	8
	4B4280	WASHER-----	8
8	3B4508	LOCKWASHER-----	18

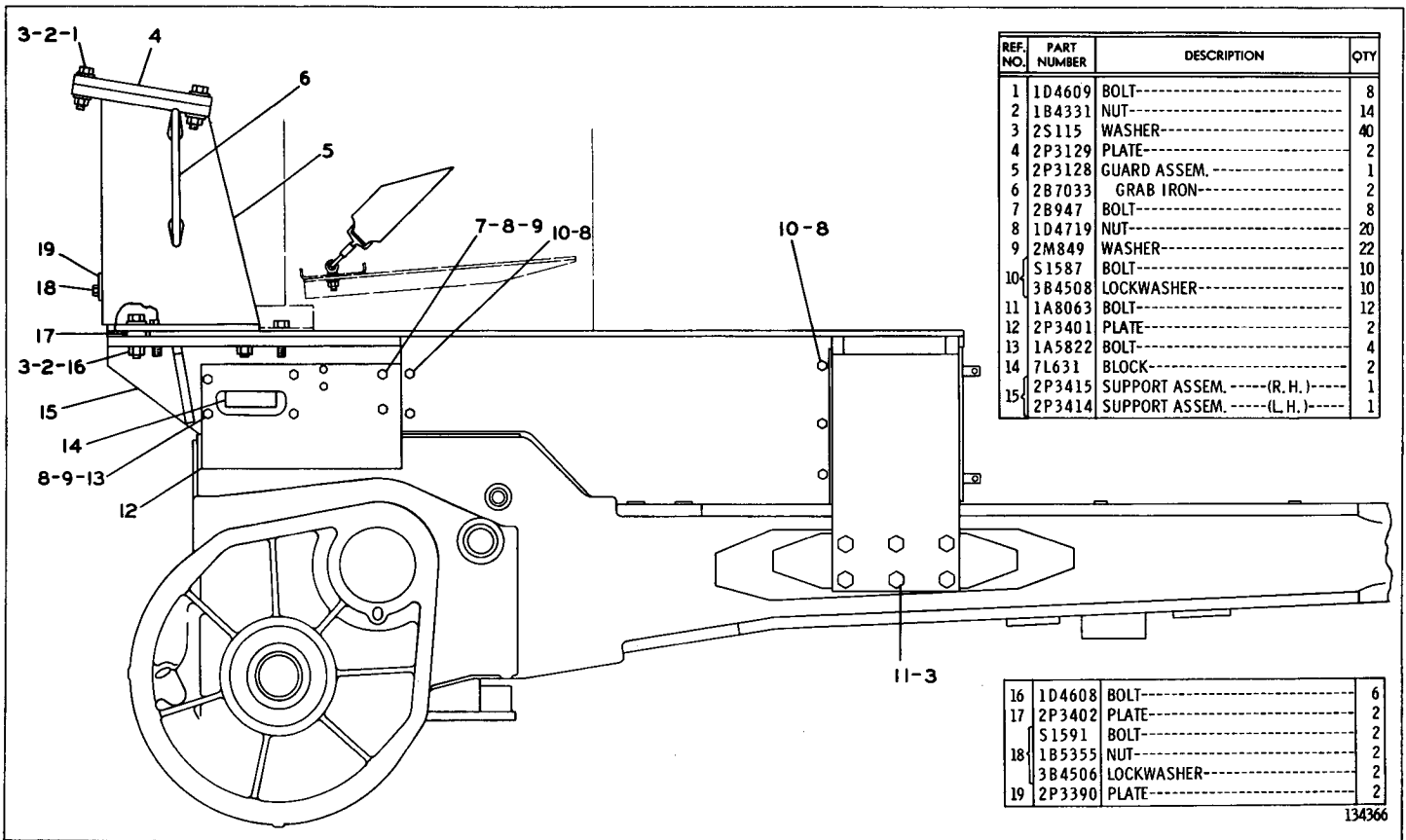
16	2P3127	PLATE ASSEM. ----(R.H.)----	1
	2P3126	PLATE ASSEM. ----(L.H.)----	1
17	1D4719	NUT-----	20
18	2B947	BOLT-----	8
19	2P3401	PLATE-----	8

26	2P3128	GUARD ASSEM.-----	1
27	2B7033	GRAB IRON-----	2
	GMG01018	FORM-----	1
(Instructions For Installing Roll-Over Protective Structure)			

ATTACHMENTS



ALWAYS GIVE SERIAL NUMBER WHEN ORDERING PARTS



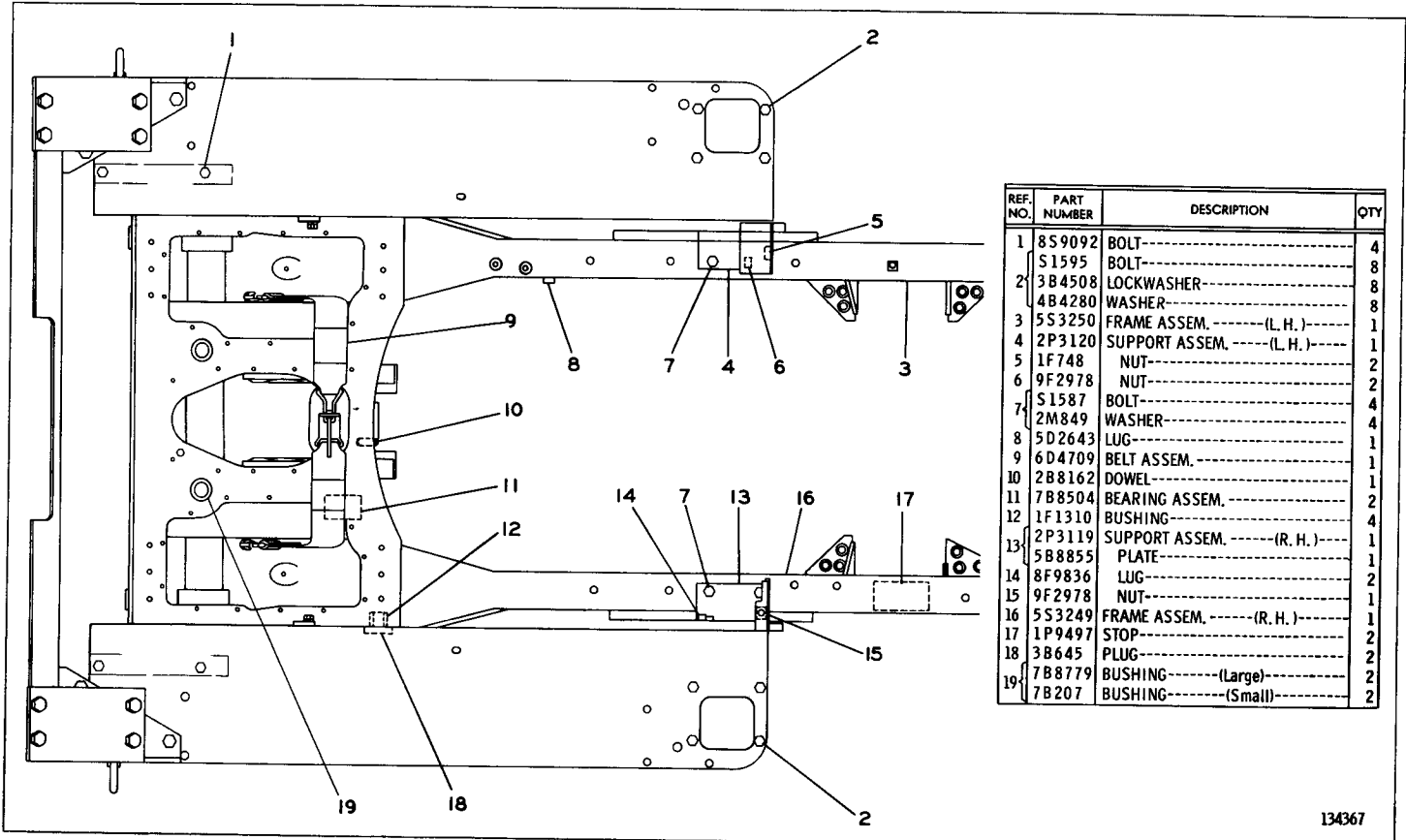
REF. NO.	PART NUMBER	DESCRIPTION	QTY
1	1D4609	BOLT-----	8
2	1B4331	NUT-----	14
3	2S115	WASHER-----	40
4	2P3129	PLATE-----	2
5	2P3128	GUARD ASSEM.-----	1
6	2B7033	GRAB IRON-----	2
7	2B947	BOLT-----	8
8	1D4719	NUT-----	20
9	2M849	WASHER-----	22
10	S1587	BOLT-----	10
	3B4508	LOCKWASHER-----	10
11	1A8063	BOLT-----	12
12	2P3401	PLATE-----	2
13	1A5822	BOLT-----	4
14	7L631	BLOCK-----	2
15	2P3415	SUPPORT ASSEM. -----(R. H.)-----	1
	2P3414	SUPPORT ASSEM. -----(L. H.)-----	1

16	1D4608	BOLT-----	6
17	2P3402	PLATE-----	2
	S1591	BOLT-----	2
18	1B5355	NUT-----	2
	3B4506	LOCKWASHER-----	2
19	2P3390	PLATE-----	2

134366

2P2636 MOUNTING GROUP—Part 1—Factory Installation  
FOR USE WITH ROLL-OVER PROTECTIVE STRUCTURE

2P2636 MOUNTING GROUP—Part 2—Field Installation  
FOR USE WITH ROLL-OVER PROTECTIVE STRUCTURE



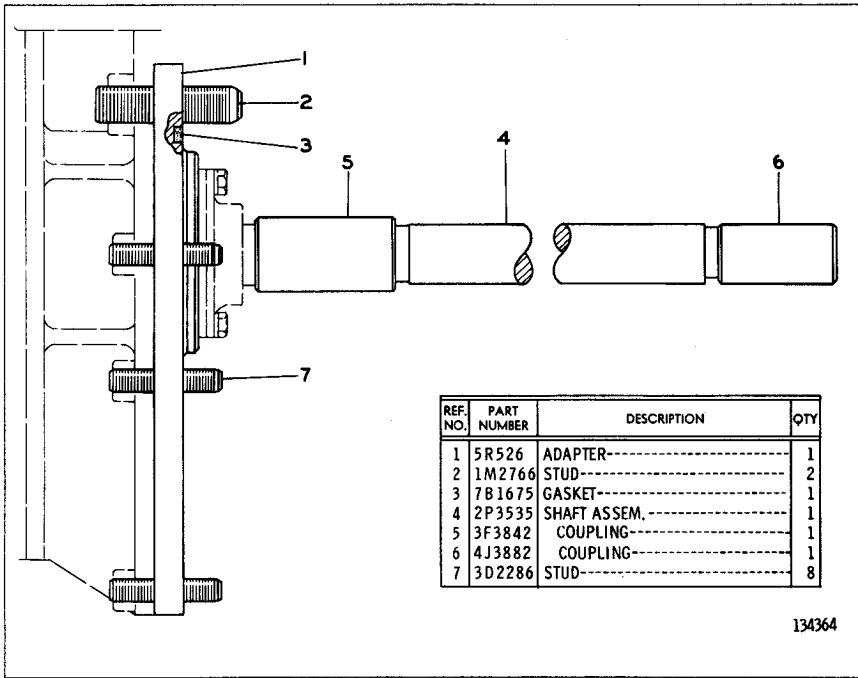
REF. NO.	PART NUMBER	DESCRIPTION	QTY
1	8S9092	BOLT-----	4
	S1595	BOLT-----	8
2	3B4508	LOCKWASHER-----	8
	4B4280	WASHER-----	8
3	5S3250	FRAME ASSEM.-----(L. H.)----	1
4	2P3120	SUPPORT ASSEM.-----(L. H.)----	1
5	1F748	NUT-----	2
6	9F2978	NUT-----	2
7	S1587	BOLT-----	4
	2M849	WASHER-----	4
8	5D2643	LUG-----	1
9	6D4709	BELT ASSEM.-----	1
10	2B8162	DOWEL-----	1
11	7B8504	BEARING ASSEM.-----	2
12	1F1310	BUSHING-----	4
13	2P3119	SUPPORT ASSEM.-----(R. H.)----	1
	5B8855	PLATE-----	1
14	8F9836	LUG-----	2
15	9F2978	NUT-----	1
16	5S3249	FRAME ASSEM.-----(R. H.)----	1
17	1P9497	STOP-----	2
18	3B645	PLUG-----	2
19	7B8779	BUSHING------(Large)-----	2
	7B207	BUSHING------(Small)-----	2

ONLY "CATERPILLAR" PARTS GIVE "CATERPILLAR" PERFORMANCE

ATTACHMENTS

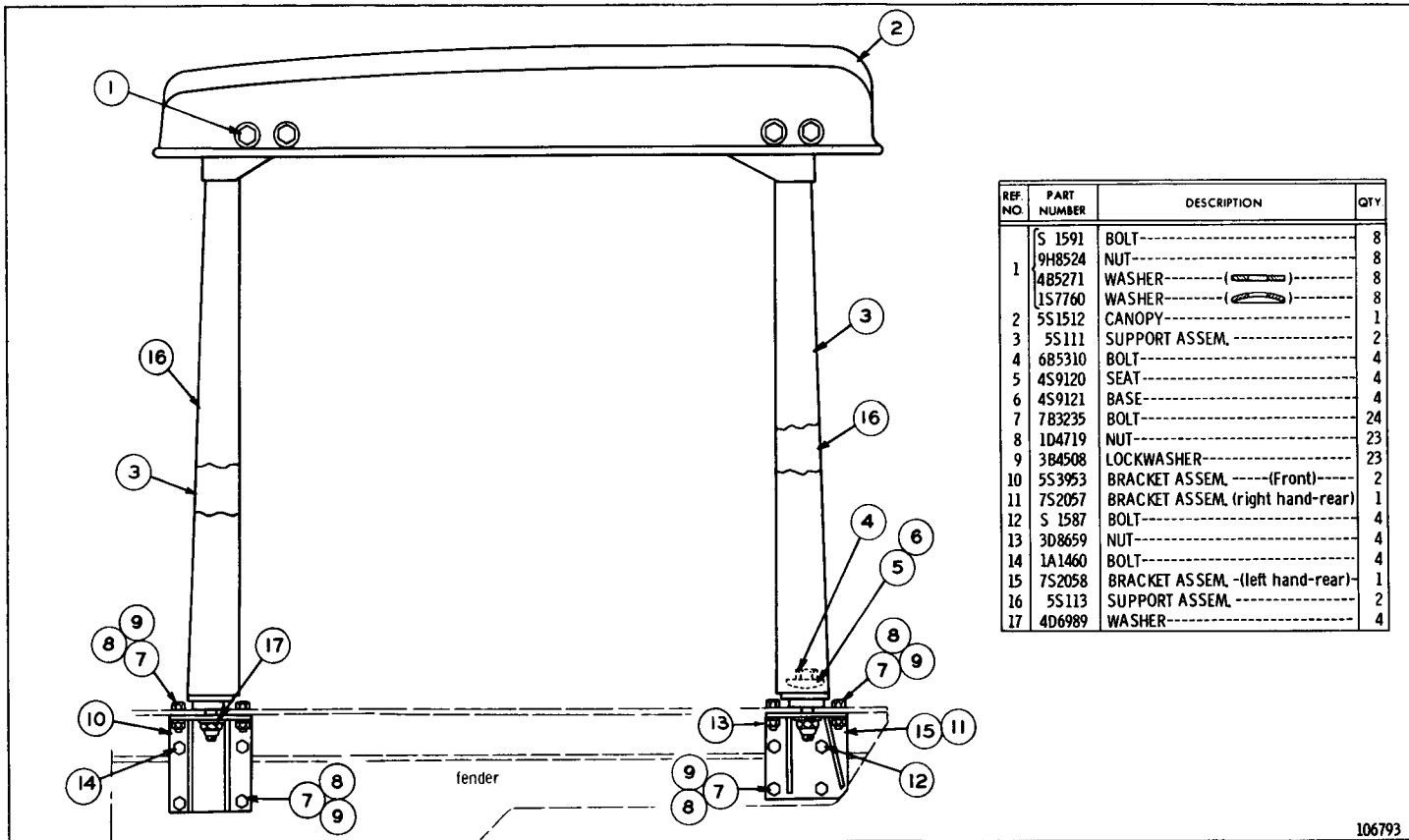
110C

134367



**MODIFICATION (2P3540 N/S)—Adapts Rear Cable Control**  
 To be used with 2P2636 Roll-Over Protective Structure Mounting Group

4S5322 CANOPY GROUP

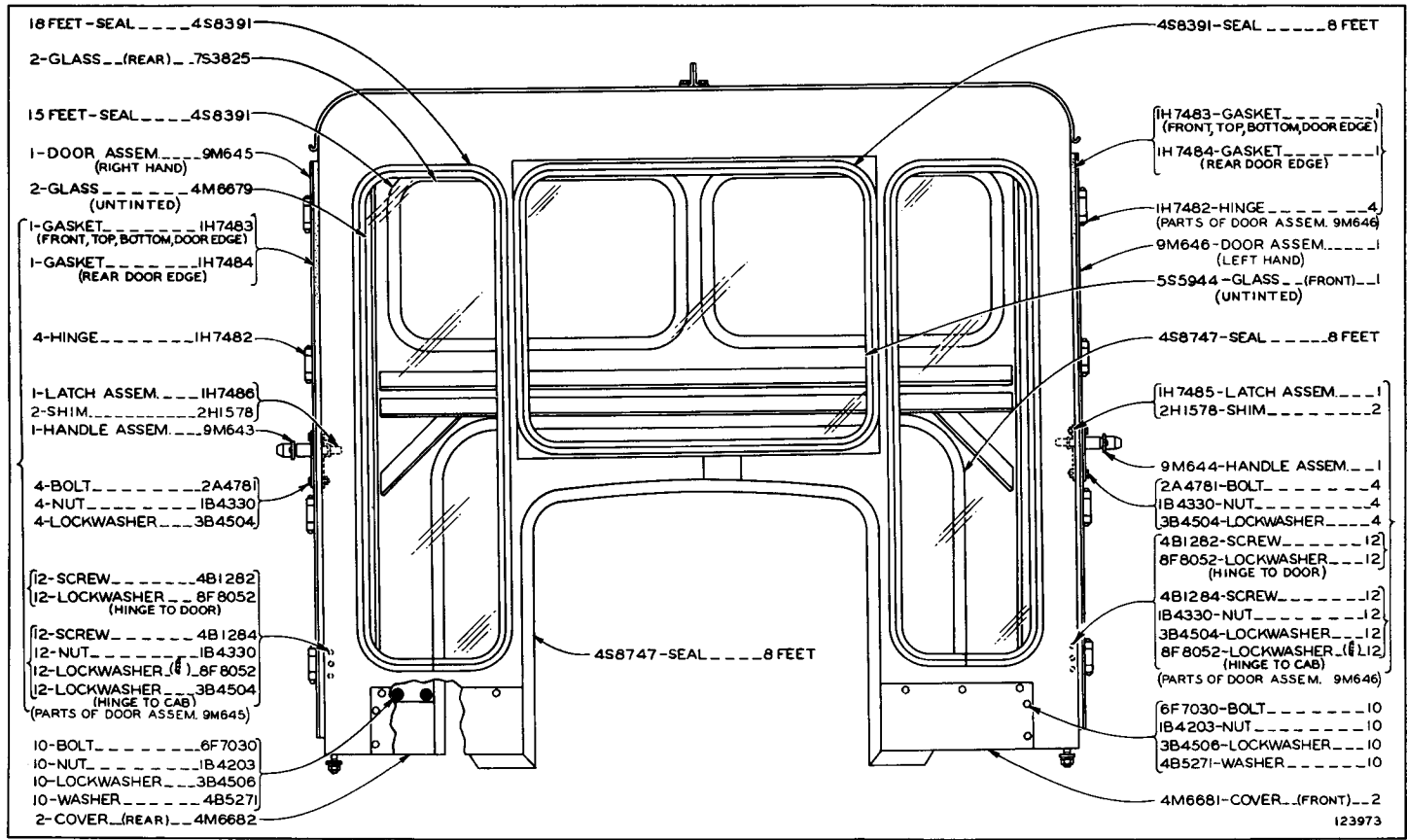


REF. NO.	PART NUMBER	DESCRIPTION	QTY
	S 1591	BOLT-----	8
1	9H8524	NUT-----	8
	4B5271	WASHER----- (Image of a flat washer)	8
	1S7760	WASHER----- (Image of a curved washer)	8
2	5S1512	CANOPY-----	1
3	5S111	SUPPORT ASSEM.-----	2
4	6B5310	BOLT-----	4
5	4S9120	SEAT-----	4
6	4S9121	BASE-----	4
7	7B3235	BOLT-----	24
8	1D4719	NUT-----	23
9	3B4508	LOCKWASHER-----	23
10	5S3953	BRACKET ASSEM. -----(Front)-----	2
11	7S2057	BRACKET ASSEM. (right hand-rear)	1
12	S 1587	BOLT-----	4
13	3D8659	NUT-----	4
14	1A1460	BOLT-----	4
15	7S2058	BRACKET ASSEM. -(left hand-rear)-	1
16	5S113	SUPPORT ASSEM. -----	2
17	4D6989	WASHER-----	4

ONLY "CATERPILLAR" PARTS GIVE "CATERPILLAR" PERFORMANCE

ATTACHMENTS

ALWAYS GIVE SERIAL NUMBER WHEN ORDERING PARTS



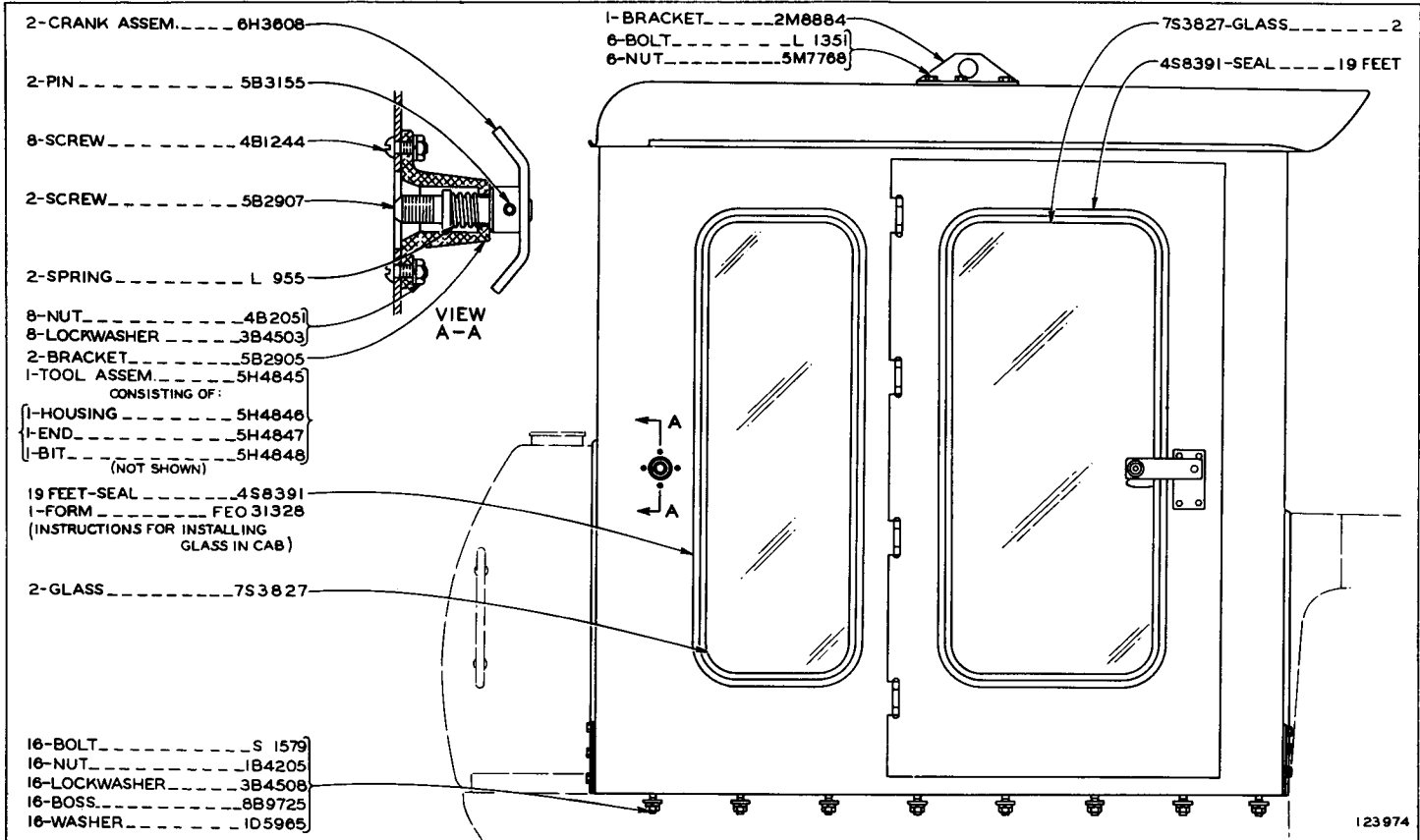
1111A CATERPILLAR D5 TRACTOR

123973

5S6409 CAB GROUP—As Viewed from Front of Machine

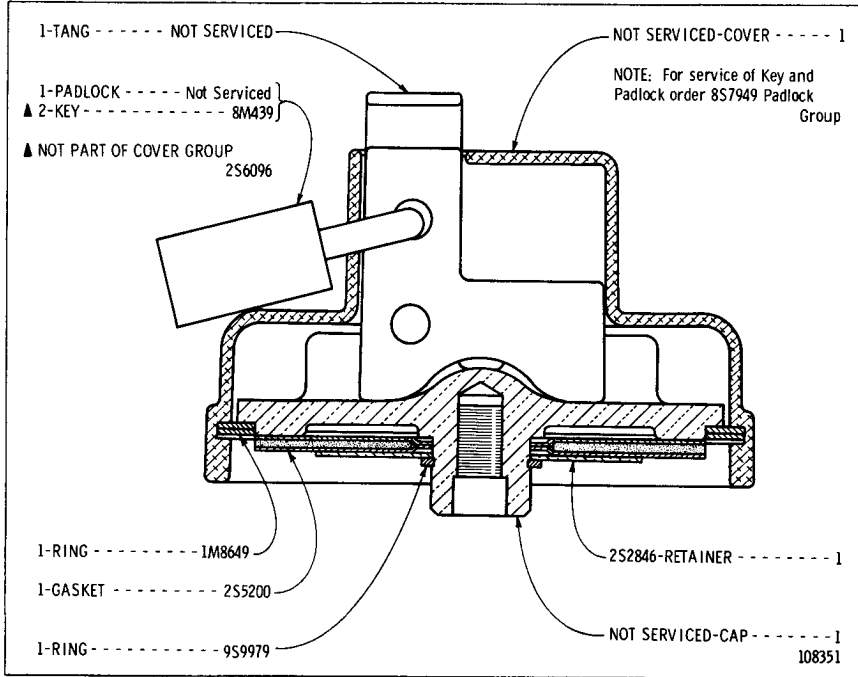
ONLY "CATERPILLAR" PARTS GIVE "CATERPILLAR" PERFORMANCE

5S6409 CAB GROUP—As Viewed from Right Hand Side of Machine

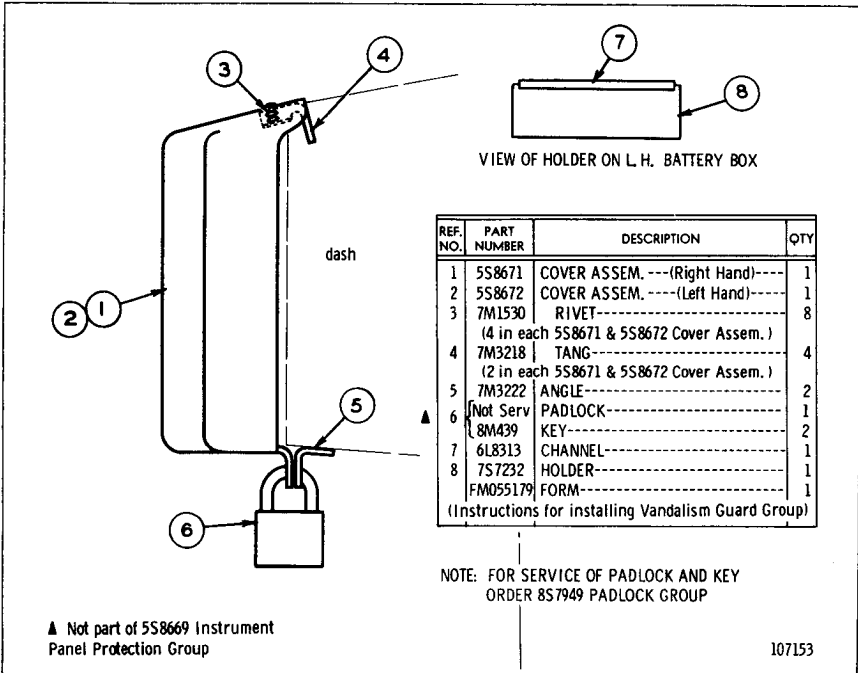


ATTACHMENTS

111B



**2S6096 PROTECTION COVER GROUP—Radiator Cap**  
 Serial No. 93J1 to 93J653 inclusive and 94J1 to 94J1617 inclusive



REF. NO.	PART NUMBER	DESCRIPTION	QTY
1	5S8671	COVER ASSEM. --- (Right Hand) ---	1
2	5S8672	COVER ASSEM. --- (Left Hand) ---	1
3	7M1530	RIVET	8
(4 in each 5S8671 & 5S8672 Cover Assem.)			
4	7M3218	TANG	4
(2 in each 5S8671 & 5S8672 Cover Assem.)			
5	7M3222	ANGLE	2
6	(Not Serv) 8M439	PADLOCK	1
7	6L8313	CHANNEL	1
8	7S7232	HOLDER	1
	FM055179	FORM	1

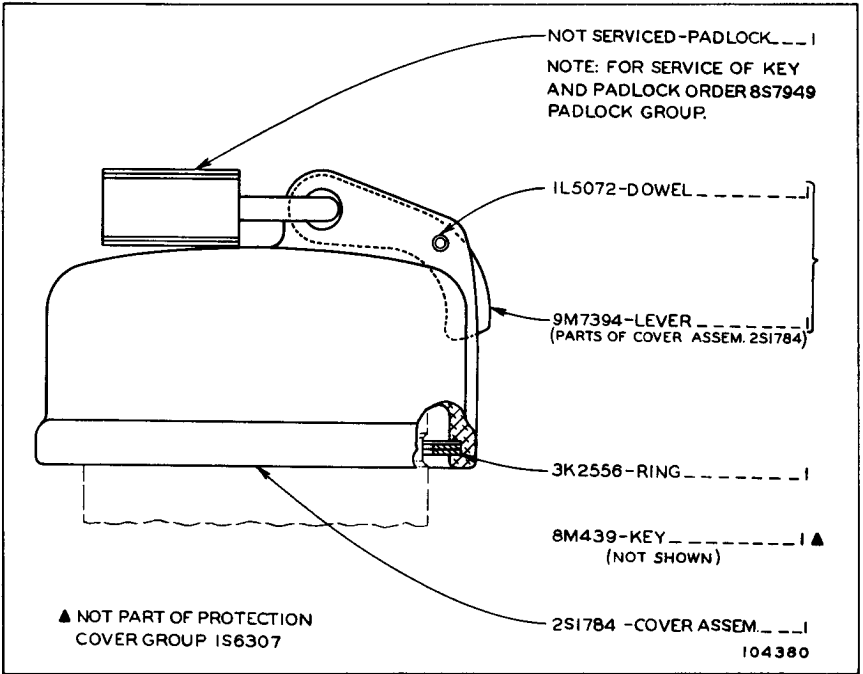
NOTE: FOR SERVICE OF PADLOCK AND KEY  
 ORDER 8S7949 PADLOCK GROUP

▲ Not part of 5S8669 Instrument Panel Protection Group

107153

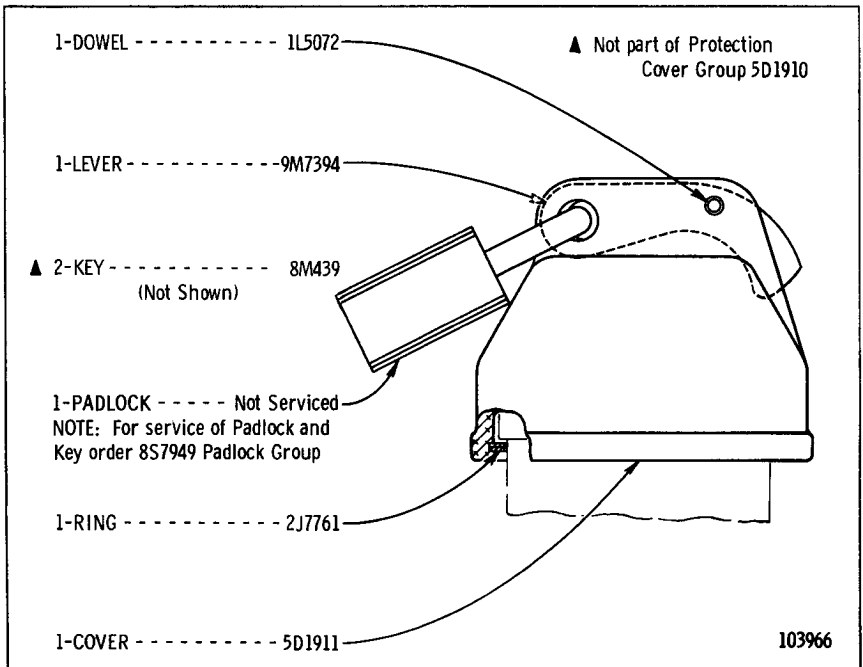
**5S8669 INSTRUMENT PANEL PROTECTION GROUP**  
 Also part of 2P6381 and 2P6380 Vandalism Protection Arrangements  
 listed on Page 112B

ALWAYS GIVE SERIAL NUMBER WHEN ORDERING PARTS



1S6307 PROTECTION COVER GROUP—Fuel Tank Cap

Only separate parts serviced. When complete Group is required order 5S8033 shown on Page 113



5D1910 PROTECTION COVER GROUP—Hydraulic Tank

Also part of 2P6381 Vandalism Protection Arrangement listed on Page 112B



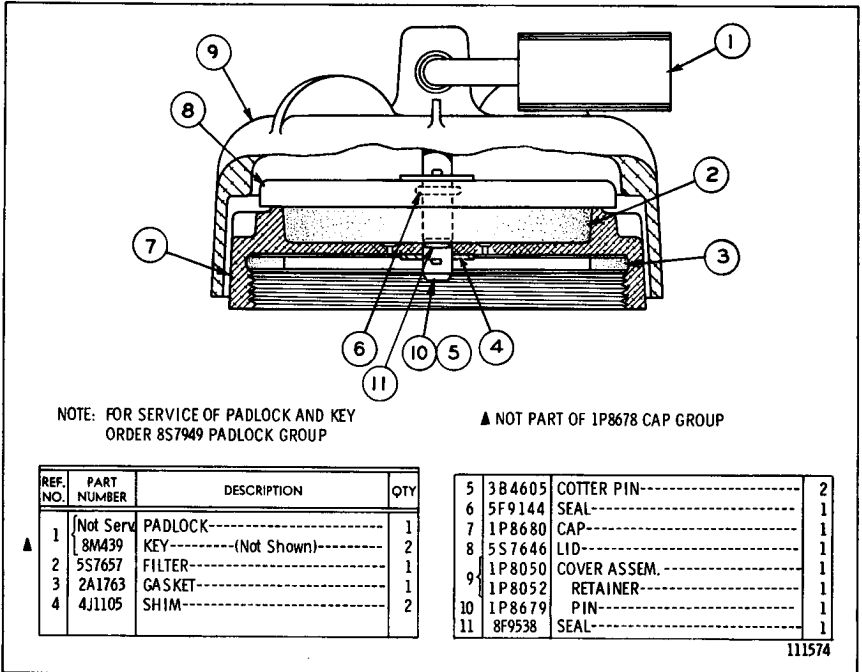
Consists of:		Page
1	5D1910 Protection Cover Group.....	112A
1	1P8678 Protection Cover Group.....	112C
1	5S8669 Protection Cover Group.....	112
1	8S3747 Protection Cover Group.....	114
1	2P6330 Protection Cover Group	

**2P6381 VANDALISM PROTECTION ARRANGEMENT**  
 Effective with Serial No. 93J654-Up and 94J1618-Up

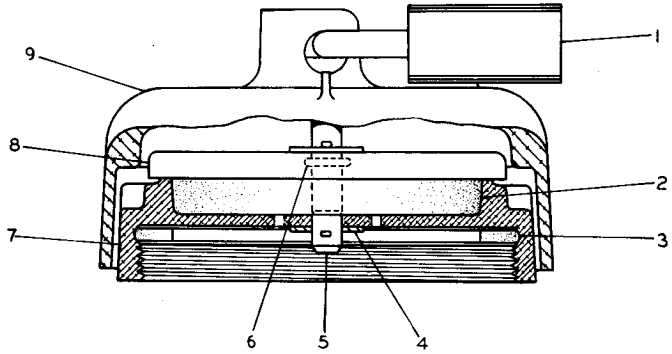
Consists of:		Page
1	1P8678 Protection Cover Group.....	112C
1	5S8669 Protection Cover Group.....	112
1	8S3747 Protection Cover Group.....	114
1	2P6330 Protection Cover Group	

**2P6380 VANDALISM PROTECTION ARRANGEMENT**  
 Effective with Serial No. 93J654-Up and 94J1618-Up

ALWAYS GIVE SERIAL NUMBER WHEN ORDERING PARTS



1P8678 PROTECTION COVER GROUP—Fuel Tank Cap  
Also part of 2P6381 and 2P6380 Vandalism Protection Arrangements



NOTE: FOR SERVICE OF PADLOCK AND KEY  
ORDER 8S7949 PADLOCK GROUP

▲ NOT PART OF 5S8033 CAP GROUP

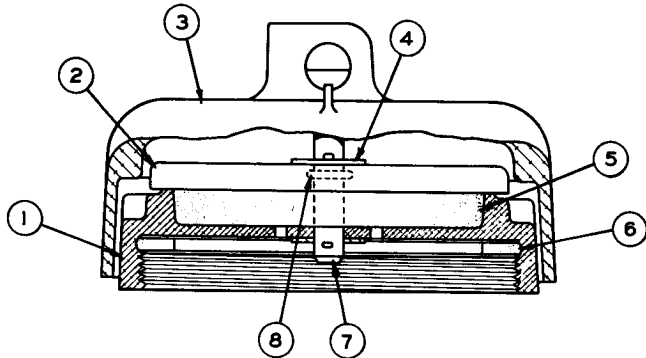
REF. NO.	PART NUMBER	DESCRIPTION	QTY
▲ 1	Not Serv	PADLOCK-----	1
2	8M439	KEY----- (Not Shown)-----	2
3	5S7657	FILTER-----	1
4	2A1763	GASKET-----	1
5	4J1105	SHIM-----	2

5	5S7651	PIN-----	1
6	3B4505	COTTER PIN-----	2
7	5F9144	SEAL-----	1
8	5S8006	CAP-----	1
9	5S7646	LID-----	1
	5S7998	COVER-----	1

113718

**5S8033 PROTECTION COVER GROUP—Fuel Tank Cap**

Only separate parts serviced. When complete Group is required, order 1P8678 shown on Page 112C



REF. NO.	PART NUMBER	DESCRIPTION	QTY
1	5S8006	CAP-----	1
2	5S7646	LID-----	1
3	5S7998	COVER-----	1
4	4J1105	SHIM-----	2
5	5S7657	FILTER-----	1

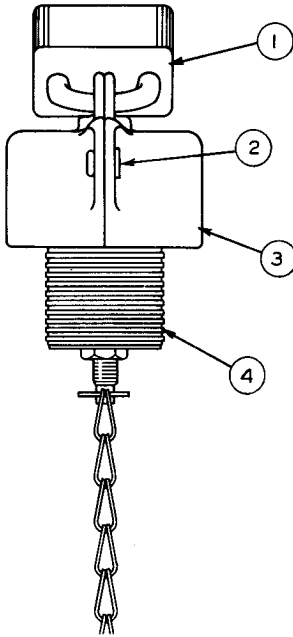
6	2A1763	GASKET-----	1
7	5S7651	PIN-----	1
8	3B4605	COTTER PIN-----	2
	5F9144	SEAL-----	1

124128

**9S1932 COVER GROUP**

Provides Field Replacement for 2S1784 Cover Assembly

ONLY "CATERPILLAR" PARTS GIVE "CATERPILLAR" PERFORMANCE



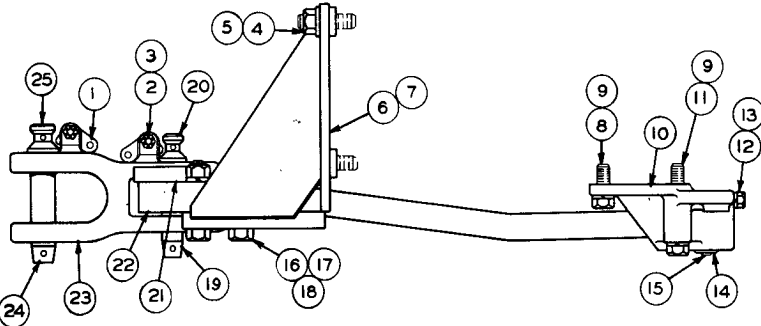
NOTE: For service of Key and Padlock order 8S7949 Padlock Group

REF. NO.	PART NUMBER	DESCRIPTION	QTY.
1	Not Serv. 8M439	PADLOCK-----	1
		KEY-----	2
2	8S4212	RIVET-----	2
3	Not Serv.	COVER-----	2
4	7S1803	CAP ASSEM.-----	1

▲ Not part of 8S3747 Protection Cover Group

111307

**8S3747 PROTECTION COVER GROUP—Oil Filler Cap**  
 Also part of 2P6381 & 2P6380 Vandalism Protection Arrangement listed on Page 112B



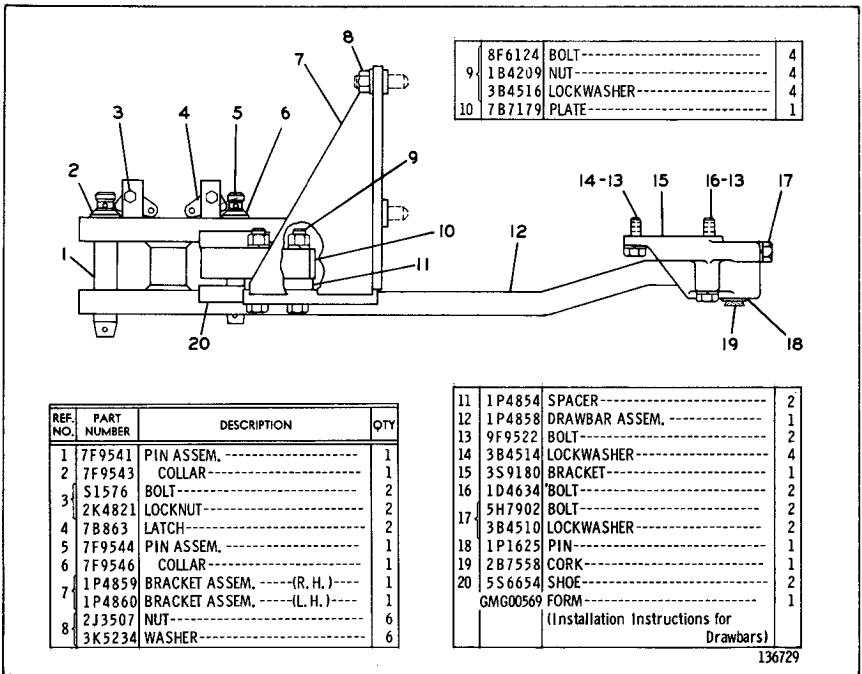
REF. NO.	PART NUMBER	DESCRIPTION	QTY.
1	7B863	LATCH-----	2
2	S 1577	BOLT-----	2
3	7H387	NUT-----	2
4	2J3507	NUT-----	2
5	3K5234	WASHER-----	6
6	3S7991	BRACKET ASSEM. ---(Right Hand)---	1
7	3S7992	BRACKET ASSEM. ---(Left Hand)---	1
8	9F9522	BOLT-----	2
9	3B4514	LOCKWASHER-----	4
10	3S9180	BRACKET-----	1
11	1D4634	BOLT-----	2
12	5H7902	SCREW-----	2
13	3B4510	LOCKWASHER-----	2

14	1P1625	PIN-----	1
15	2B7558	CORK-----	1
16	7B7181	BOLT-----	4
17	1B4209	NUT-----	4
18	3B4516	LOCKWASHER-----	4
19	7F9549	PIN ASSEM.-----	1
20	7F9546	COLLAR-----	1
21	7B7180	SHOE-----	1
22	7B7179	PLATE-----	1
23	3S9150	DRAWBAR-----	1
24	7F9547	PIN ASSEM.-----	1
25	7F9543	COLLAR-----	1

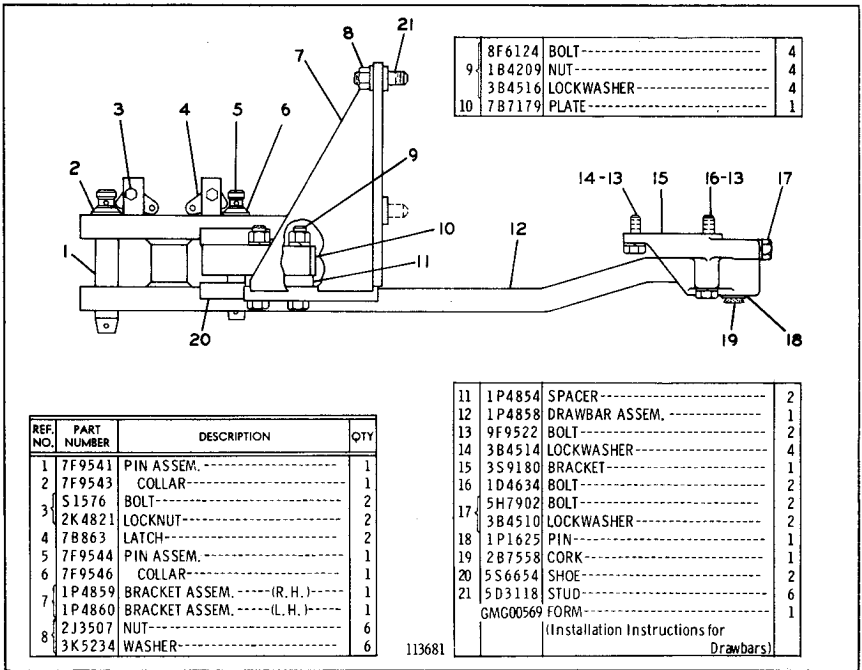
136730

**3S9208 SWINGING DRAWBAR GROUP**  
 Only separate parts serviced. When complete Group is required order 1P4861

ALWAYS GIVE SERIAL NUMBER WHEN ORDERING PARTS



1P4861 SWINGING DRAWBAR GROUP—Type 1



1P4861 SWINGING DRAWBAR GROUP—Type 2

ONLY "CATERPILLAR" PARTS GIVE "CATERPILLAR" PERFORMANCE

		Page
Consists of:		
1	5S4018 Transmission And Flywheel Clutch Control Group.....	116
1	5S4019 Transmission Group.....	118
1	5S9680 Panel Inlay--L.H.	
	--or--	
1	8S4511 Panel Inlay--L.H.	

**5S4809 TRANSMISSION ARRANGEMENT**

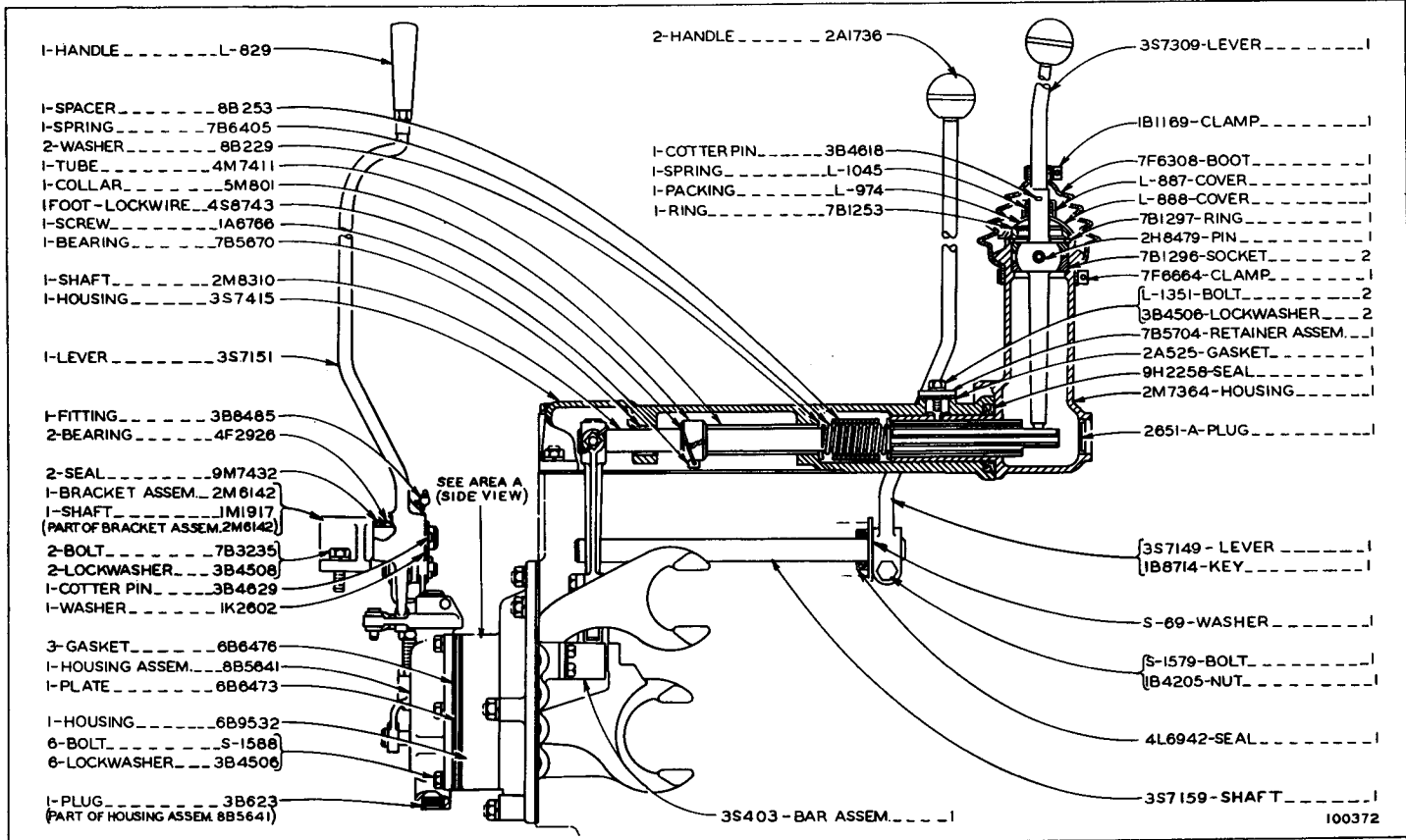
Note: This Transmission provides the following speeds: (Forward) First-1.8, Second-2.3, Third-2.9, Fourth-3.6, Fifth-4.4 & Sixth 5.5 M.P.H.; (Reverse) First-2.3, Second-3.0, Third-3.7 & Fourth-4.4 M.P.H. Only separate parts serviced. When complete Arrangement is required order 8S4519

Consists of:		
1	5S4018 Transmission And Flywheel Clutch Control Group.....	116
1	8S2154 Transmission Group.....	119A
1	8S4552 Panel Inlay--L.H.	

**8S4519 TRANSMISSION ARRANGEMENT**

Note: This Transmission provides the following speeds: (Forward) First-2.3, Second-2.7, Third-3.3, Fourth-3.7, Fifth-4.2 & Sixth 5.1 M.P.H. (Reverse) First-3.0, Second-3.5, Third-4.2 & Fourth-4.9 M.P.H.

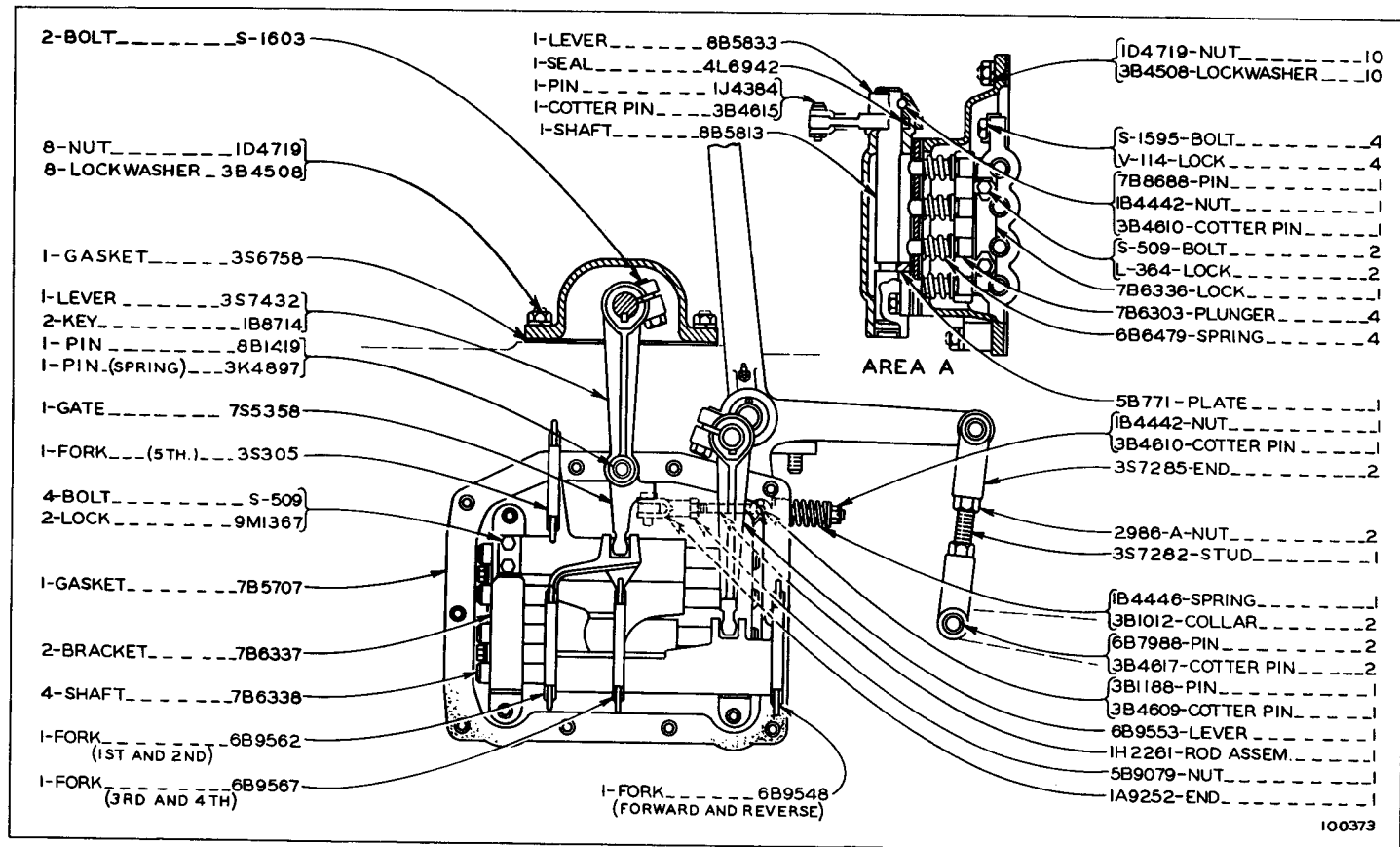
**ONLY "CATERPILLAR" PARTS GIVE "CATERPILLAR" PERFORMANCE**



5S4018 TRANSMISSION AND FLYWHEEL CLUTCH CONTROL GROUP--PART 1  
PART OF 5S4809 TRANSMISSION ARRANGEMENT LISTED ON PAGE 115

5S4018 TRANSMISSION AND FLYWHEEL CLUTCH CONTROL GROUP--PART 2  
PART OF 5S4809 TRANSMISSION ARRANGEMENT LISTED ON PAGE 115

ONLY "CATERPILLAR" PARTS GIVE "CATERPILLAR" PERFORMANCE

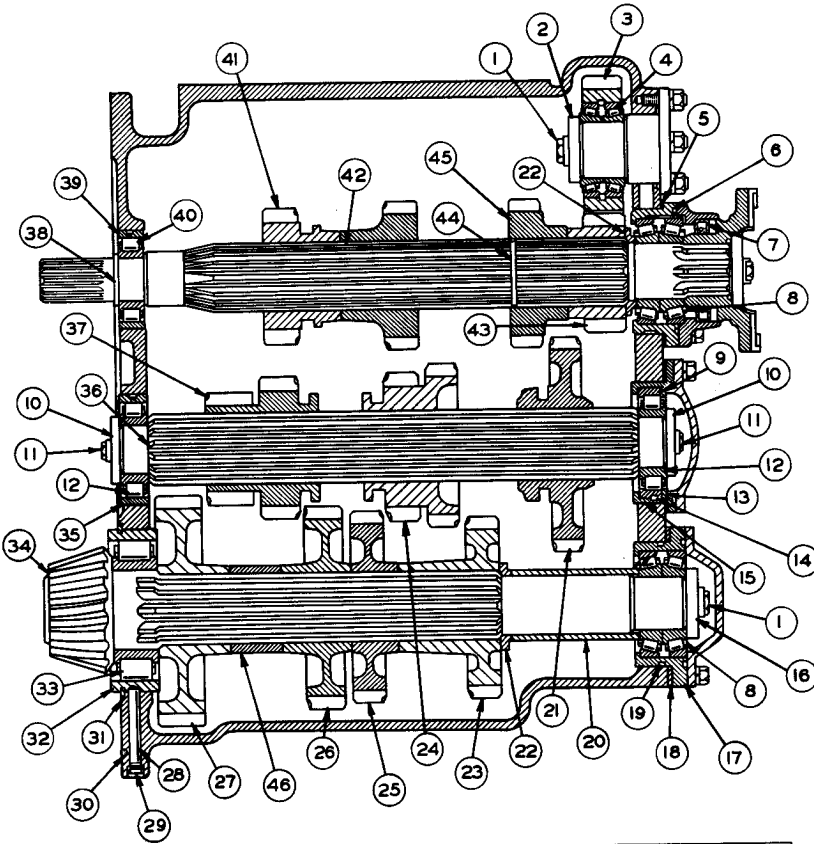


100373

ATTACHMENTS

117





REF. NO.	PART NUMBER	DESCRIPTION	QTY.
1	5-1593	BOLT-----	4
2	5F9669	LOCK-----	2
3	2F7826	WASHER-----	1
4	756103	GEAR ASSEM. ---(24 Teeth)---	1
5	5M7335	BEARING ASSEM.-----	1
6	357885	GASKET-----	1
7	357144	CAGE-----	1
8	3J365	SEAL-----	1
9	5M7366	BEARING ASSEM.-----	2
10	4F3287	RACE-----	1
11	4F3190	WASHER-----	2
12	6F7030	BOLT-----	4
13	1-T-329	LOCK-----	2
14	7M1154	RACE AND ROLLER ASSEM.-----	2
15	4F3286	PLATE-----	1
16	4F4098	DOWEL-----	1
17	4F3188	CAGE-----	1
18	2B8924	GASKET-----	1
19	98533	WASHER-----	1
20	357155	CAGE-----	1
21	357146	SHIM-----	1
22	4M189	SEAL-----	1
23	357160	SPACER-----	1
24	357153	GEAR----- (36 Teeth)-----	1

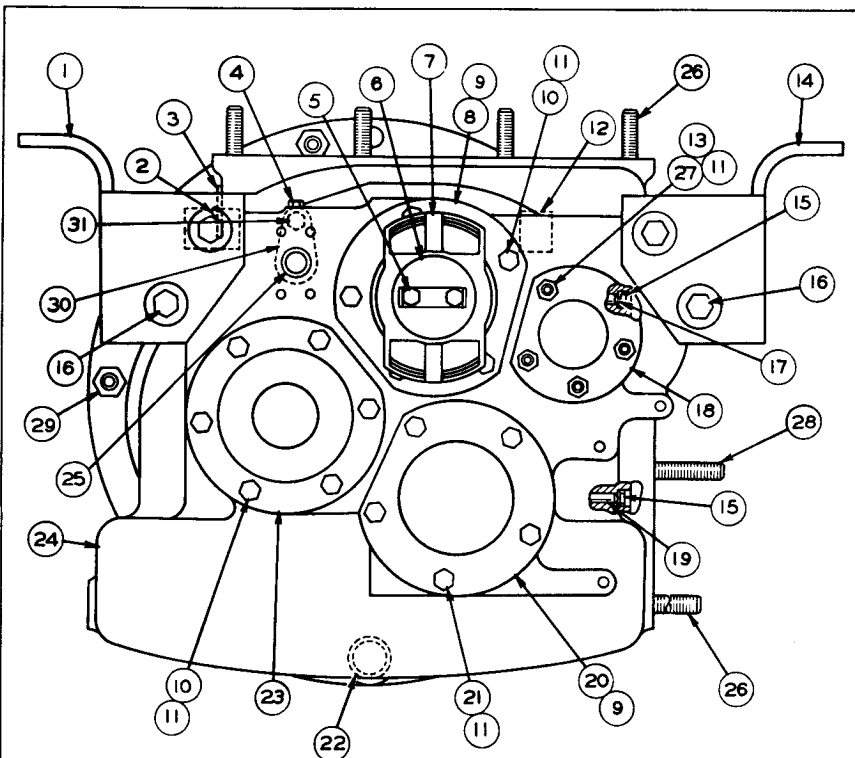
REF. NO.	PART NUMBER	DESCRIPTION	QTY.
22	3S7161	SPACER-----	2
23	5S4025	GEAR----- (29 Teeth)-----	1
24	5S4026	GEAR----- (27 and 24 Teeth)-----	1
25	5S4020	GEAR----- (32 Teeth)-----	1
26	5S4023	GEAR----- (35 Teeth)-----	1
27	5S8768	GEAR----- (38 Teeth)-----	1
28	6B4878	DOWEL-----	1
29	L-1026	PLUG-----	1
30	2M3818	SEAL-----	1
31	4M7432	RING-----	1
32	3K3192	RACE-----	1
33	3K3193	RACE AND ROLLER ASSEM.-----	1
34	3S7143	PINION----- (11 Teeth)-----	1
35	2D6420	RACE-----	1
36	5M2910	SHAFT-----	1
37	5S4024	GEAR----- (21 and 18 Teeth)-----	1
38	1J6470	RING-----	1
39	6B133	RACE-----	1
40	6B132	RACE AND ROLLER ASSEM.-----	1
41	5S4022	GEAR ASSEM. --(21 and 24 Teeth)---	1
42	3S7147	SHAFT-----	1
43	4S6190	PINION----- (19 Teeth)-----	1
44	4H6195	RING-----	1
45	4S6189	PINION-----	1
46	3S400	SPACER-----	1

100374

5S4019 TRANSMISSION GROUP--PART 1

PART OF 5S4809 TRANSMISSION ARRANGEMENT LISTED ON PAGE 115

ALWAYS GIVE SERIAL NUMBER WHEN ORDERING PARTS



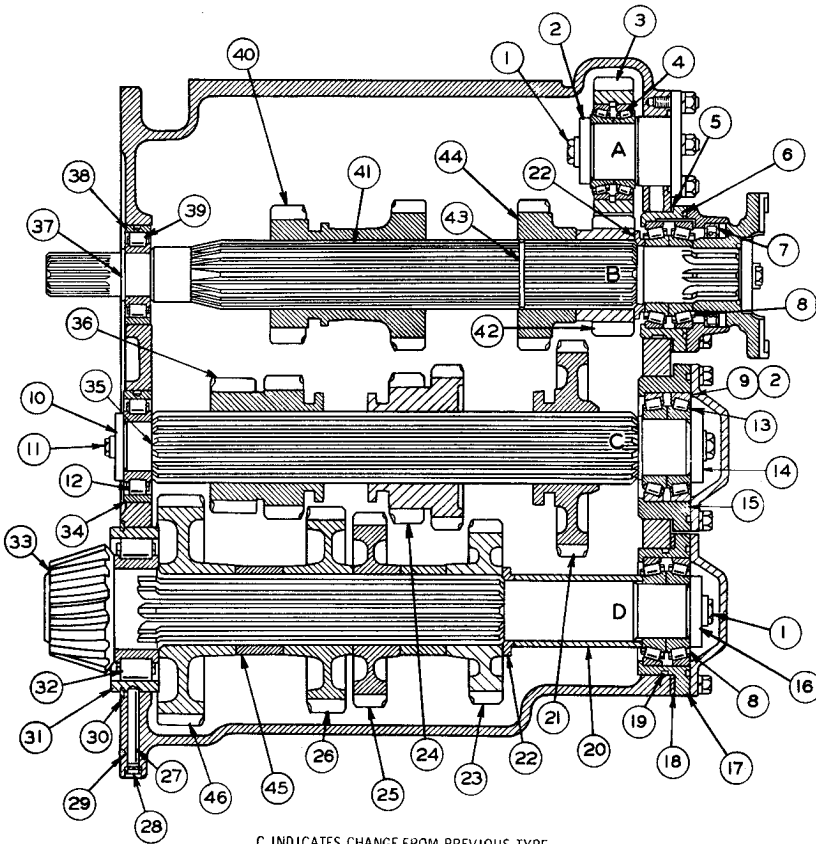
REF NO.	PART NUMBER	DESCRIPTION	QTY
1	3S8138	BRACKET-----(Left Hand)-----	1
2	7B3028	SCREW-----	2
3	5S4021	PLATE-----	1
4	5M6214	PLUG-----	1
5	6F7030	BOLT-----	2
	9M1367	LOCK-----	1
6	5M7339	WASHER-----	1
	2H3927	SEAL-----	1
7	5M7342	FLANGE-----	1
8	3S7156	COVER-----	1
9	2H3928	SEAL-----	2
10	S-1591	BOLT-----	11
11	3B4506	LOCKWASHER-----	21
12	7B5670	BEARING-----	1
13	1D4717	NUT-----	5
14	3S8137	BRACKET----- (Right Hand)-----	1
15	L-1026	PLUG-----	2
	L-1329	BOLT-----	4
16	1D4719	NUT-----	4
	9M9062	SPACER-----	4
17	2M849	WASHER-----	4
	3S7886	PIN-----	1

REF NO.	PART NUMBER	DESCRIPTION	QTY
18	3S7413	TRUNNION-----	1
	1H8720	SEAL-----	1
19	7F2072	PIN-----	1
20	3S7148	COVER-----	1
21	S-1588	BOLT-----	5
22	2H3932	SEAL-----	1
23	4F3187	COVER-----	1
	4F4097	SEAL-----	1
24	3S5941	CASE ASSEM.-----	1
25	1F2825	BUSHING-----	1
	2D8806	STUD----- (1, 90° Long)-----	14
27	3D2871	STUD-----	5
28	3D6627	STUD----- (3" Long)-----	4
	(Parts of 3S5941 Case Assem.)		
29	1D4720	NUT-----	12
	3B4510	LOCKWASHER-----	12
30	3S7908	TUBE ASSEM.-----	1
	S-509	BOLT-----	1
31	L-364	LOCK-----	1
	5S4021	PLATE-----	1
	4B4159	SCREW-----	2
(Not Shown-Mounted on Bevel Gear Case)			

102148

5S4019 TRANSMISSION GROUP--PART 2  
 PART OF 5S4809 TRANSMISSION ARRANGEMENT LISTED ON PAGE 115

ONLY "CATERPILLAR" PARTS GIVE "CATERPILLAR" PERFORMANCE



C INDICATES CHANGE FROM PREVIOUS TYPE

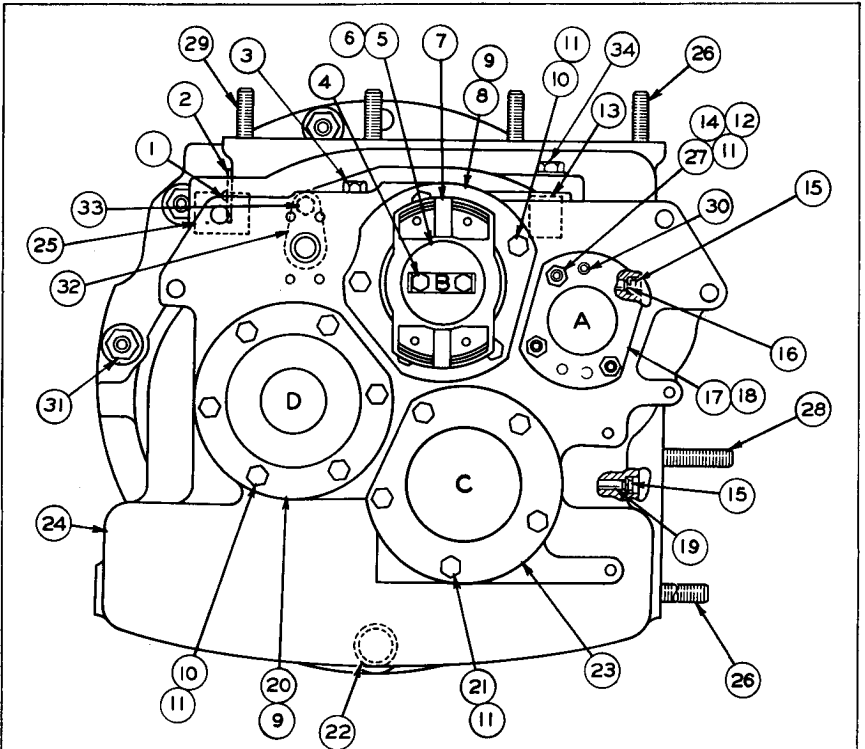
REF. NO.	PART NUMBER	DESCRIPTION	QTY.
1	5 1593	BOLT-----	4
	5F9669	LOCK-----	2
2	2F7826	WASHER-----	1
3	7S6103	GEAR ASSEM.-----(24 Teeth)-----	1
4	5M7335	BEARING ASSEM.-----	1
5	3S7885	GASKET-----	1
6	3S7144	CAGE-----	1
7	3J365	SEAL-----	1
8	5M7366	BEARING ASSEM.-----	1
9	9S3581	CUP-----	2
C 10	4F3190	WASHER-----	2
C 11	6F7030	BOLT-----	4
	T329	LOCK-----	2
C 12	7M1154	RACE AND ROLLER ASSEM.-----	1
C 13	9S3582	CONE-----	2
C 14	2K1722	WASHER-----	1
C 15	9S2505	CAGE-----	1
	288924	GASKET-----	1
16	9B533	WASHER-----	1
17	3S7155	CAGE-----	1
18	3S7146	SHIM-----	1
19	4M189	SEAL-----	1
20	3S7160	SPACER-----	1
21	8S2134	GEAR------(33 Teeth)-----	1

REF. NO.	PART NUMBER	DESCRIPTION	QTY.
22	3S7161	SPACER-----	2
23	8S2131	GEAR------(30 Teeth)-----	1
24	8S2133	GEAR------(25 and 24 Teeth)-----	1
25	8S2130	GEAR------(33 Teeth)-----	1
26	8S2129	GEAR------(35 Teeth)-----	1
27	6B4878	DOWEL-----	1
28	L 1026	PLUG-----	1
29	2M3818	SEAL-----	1
30	4M7432	RING-----	1
31	3K3192	RACE-----	1
32	3K3193	RACE AND ROLLER ASSEM.-----	1
33	3S7143	PINION------(11 Teeth)-----	1
34	2D6420	RACE-----	1
C 35	9S2507	SHAFT-----	1
36	8S2132	GEAR------(19 and 21 Teeth)-----	1
37	1J6470	RING-----	1
38	6B133	RACE-----	1
39	6B132	RACE AND ROLLER ASSEM.-----	1
40	8S2137	GEAR ASSEM. --(20 and 23 Teeth)---	1
41	3S7147	SHAFT-----	1
42	8S2139	PINION------(20 Teeth)-----	1
43	4H6195	RING-----	1
44	8S2138	PINION------(26 Teeth)-----	1
45	3S400	SPACER-----	1
46	8S2128	GEAR------(37 Teeth)-----	2

126586

8S2154 TRANSMISSION GROUP--Part 1  
Part of 8S4519 Transmission Arrangement listed on Page 115

ALWAYS GIVE SERIAL NUMBER WHEN ORDERING PARTS



C INDICATES CHANGE FROM PREVIOUS TYPE

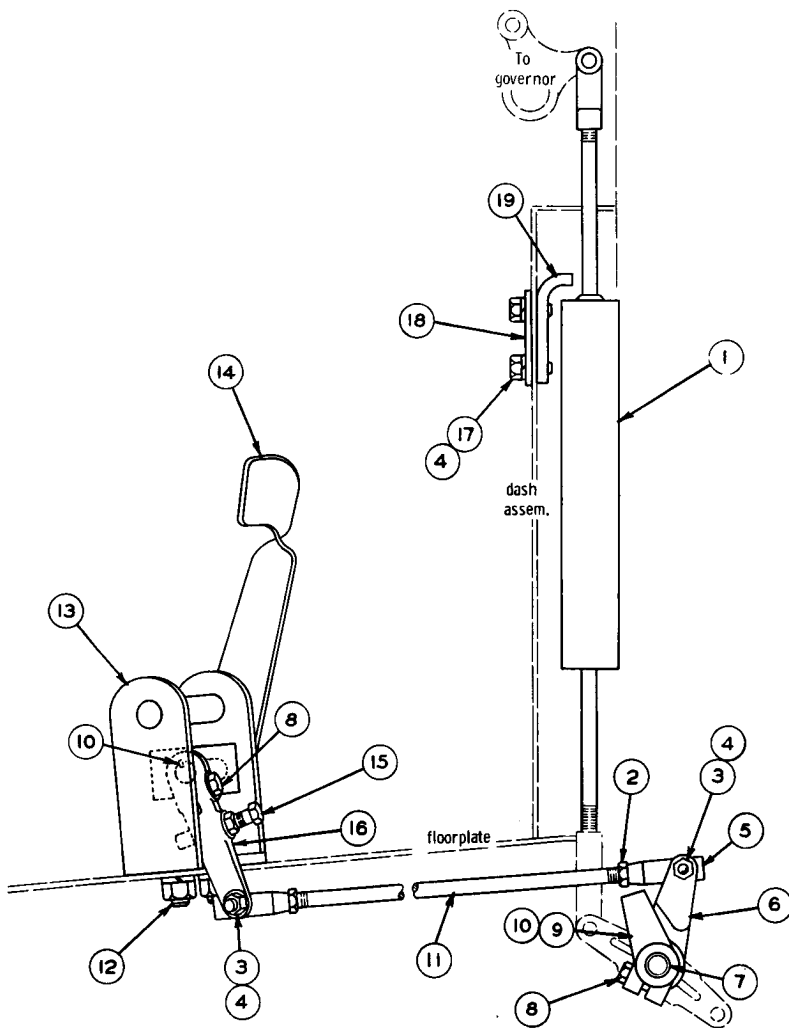
REF. NO.	PART NUMBER	DESCRIPTION	QTY
1	7B3028	SCREW-----	2
2	5M2477	PLATE-----	1
3	5M6214	PLUG-----	1
4	6F7030	BOLT-----	2
4	9M1367	LOCK-----	1
5	5M7339	WASHER-----	1
6	2H3927	SEAL-----	1
7	5M7342	FLANGE-----	1
8	3S7156	COVER-----	1
9	2H3928	SEAL-----	2
10	S1591	BOLT-----	11
11	3B4506	LOCKWASHER-----	20
C 12	1D4717	NUT----- (.219" thick)-----	1
	3B4506	LOCKWASHER-----	1
13	7B5670	BEARING-----	1
14	1D4717	NUT----- (.328" thick)-----	4
15	L1026	PLUG-----	2
16	3S7886	PIN-----	1
17	8S2140	TRUNNION-----	1
18	1H8720	SEAL-----	1
19	7F2072	PIN-----	1
20	3S7148	COVER-----	1
C 21	S1571	BOLT-----	5

REF. NO.	PART NUMBER	DESCRIPTION	QTY
22	2H3932	SEAL-----	1
23	9S2497	COVER-----	1
C 23	5H8624	SEAL-----	1
24	8S2155	CASE ASSEM.-----	1
25	1F2825	BUSHING-----	1
26	2D8806	STUD----- (1.90" long)-----	12
27	3D2871	STUD-----	4
28	3D6627	STUD----- (3" long)-----	4
29	5M1932	STUD-----	2
30	L2061	DOWEL-----	1
		(Parts of 8S2155 Assem.)	
31	1D4720	NUT-----	12
	4N5610	LOCKWASHER-----	12
32	8S4495	TUBE ASSEM.-----	1
	S509	BOLT-----	1
33	L364	LOCK-----	1
	4S5858	PLUG ASSEM.-----	1
		Consisting of:	
34	9S4205	PLUG-----	1
	7M8485	SEAL-----	1
	5M2477	PLATE----- (Number)-----	1
	4B4159	SCREW-----	2
		(Not Shown - Mounted on Bevel Gear Case)	

126587

8S2154 TRANSMISSION GROUP—Part 2  
Part of 8S4519 Transmission Arrangement listed on Page 115

ONLY "CATERPILLAR" PARTS GIVE "CATERPILLAR" PERFORMANCE



REF NO	PART NUMBER	DESCRIPTION	QTY
1	3S8773	ROD ASSEM. -----	1
2	5B9079	NUT-----	2
3	1B4203	NUT-----	2
4	3B4506	LOCKWASHER-----	4
5	5M2027	JOINT-----	2
6	3S9169	LEVER ASSEM. -----	1
	7F5185	BEARING----- (Part of 3S9169 Lever Assem.)	1
7	3S8802	SHAFT-----	1
8	1A2029	BOLT-----	2
9	3S8808	LEVER-----	1
10	1B8704	KEY-----	2
11	1K8849	ROD-----	1

REF NO	PART NUMBER	DESCRIPTION	QTY
	6H1717	BOLT-----	2
12	1D4719	NUT-----	2
	3B4508	LOCKWASHER-----	2
13	3S8797	SUPPORT ASSEM. -----	1
14	3S9166	PEDAL ASSEM. -----	1
	4B4281	WASHER-----	1
	2J3565	BOLT-----	1
15	1D4717	NUT-----	1
16	3S8806	LEVER-----	1
17	S-509	BOLT-----	2
18	3S8813	PLATE-----	1
19	3S8812	BRACKET-----	1

100377

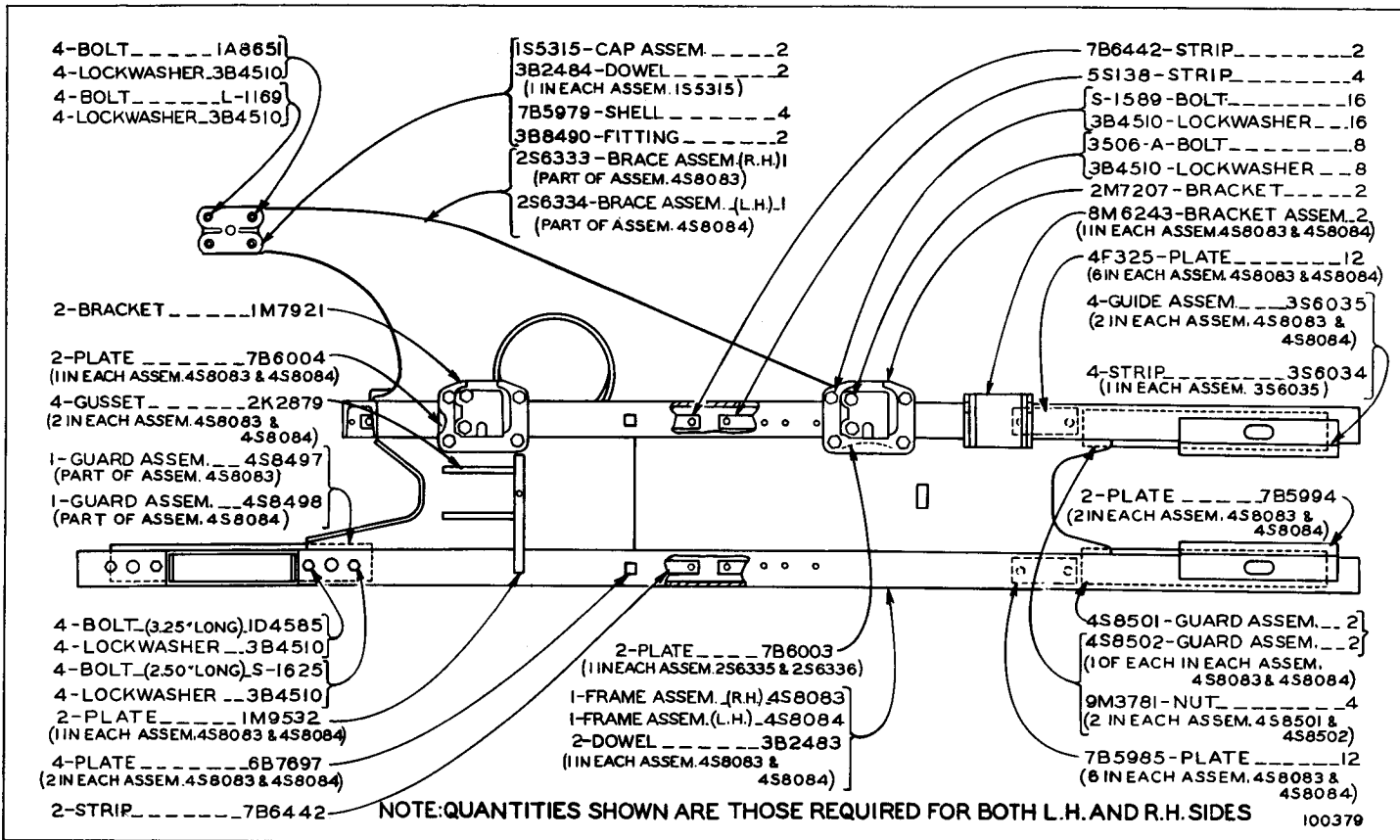
3S9185 DECELERATOR CONTROL GROUP  
AS VIEWED FROM RIGHT HAND SIDE OF MACHINE

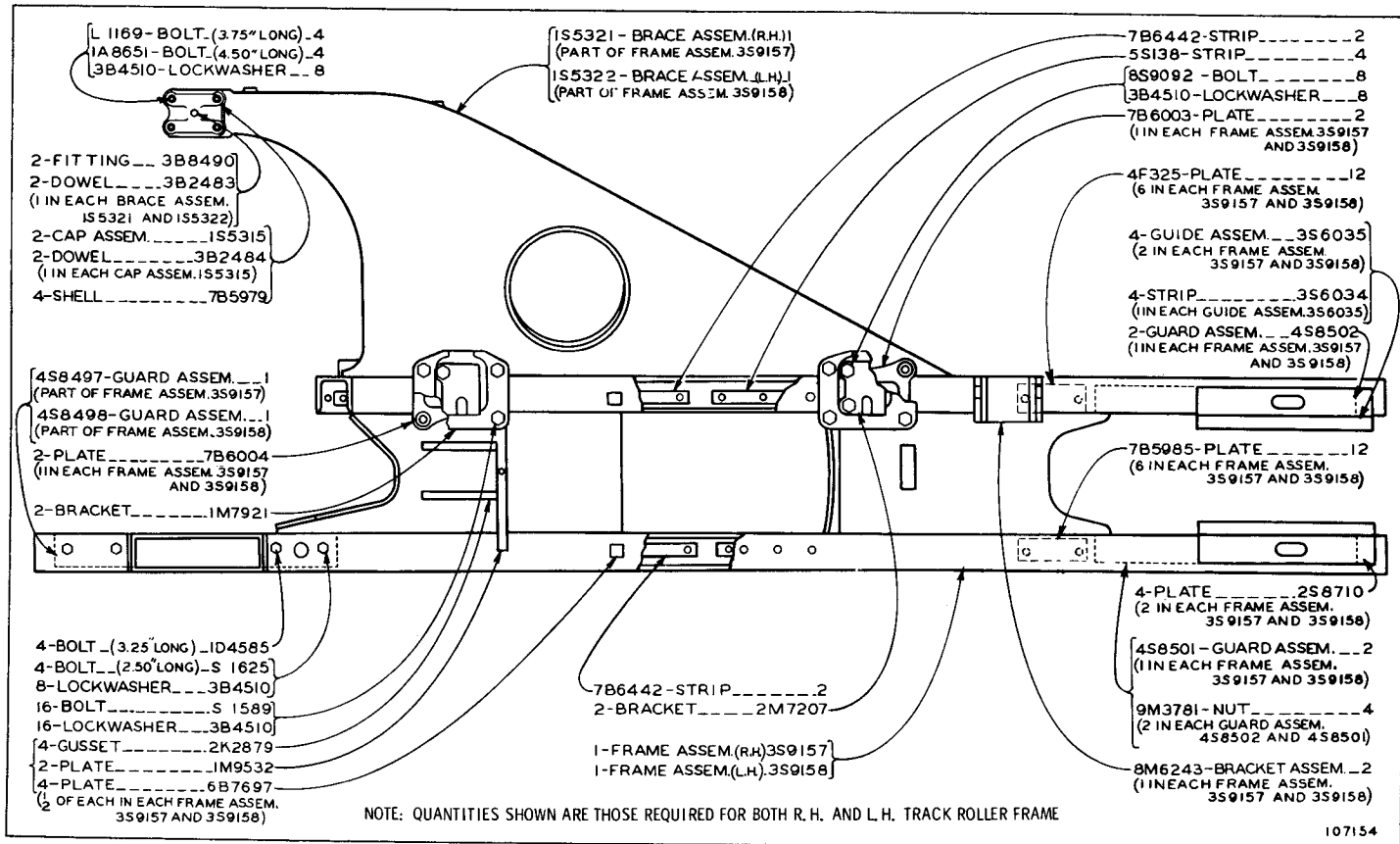
ALWAYS GIVE SERIAL NUMBER WHEN ORDERING PARTS

3S9177 TRACK ROLLER FRAME GROUP--WITH GUIDING GUARDS--FACTORY INSTALLATION  
EFFECTIVE WITH SERIAL No. 93J1

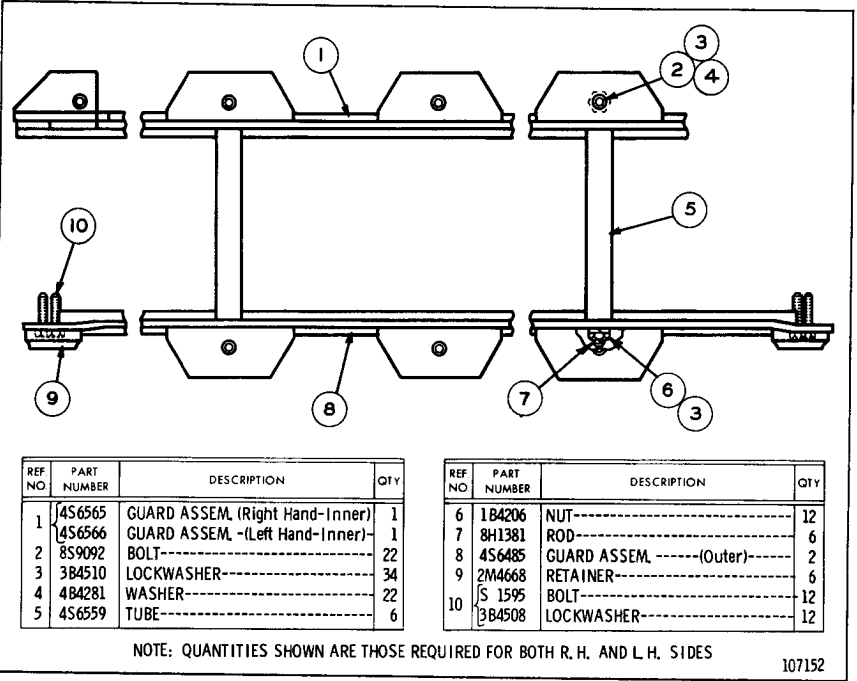
ONLY "CATERPILLAR" PARTS GIVE "CATERPILLAR" PERFORMANCE

ATTACHMENTS

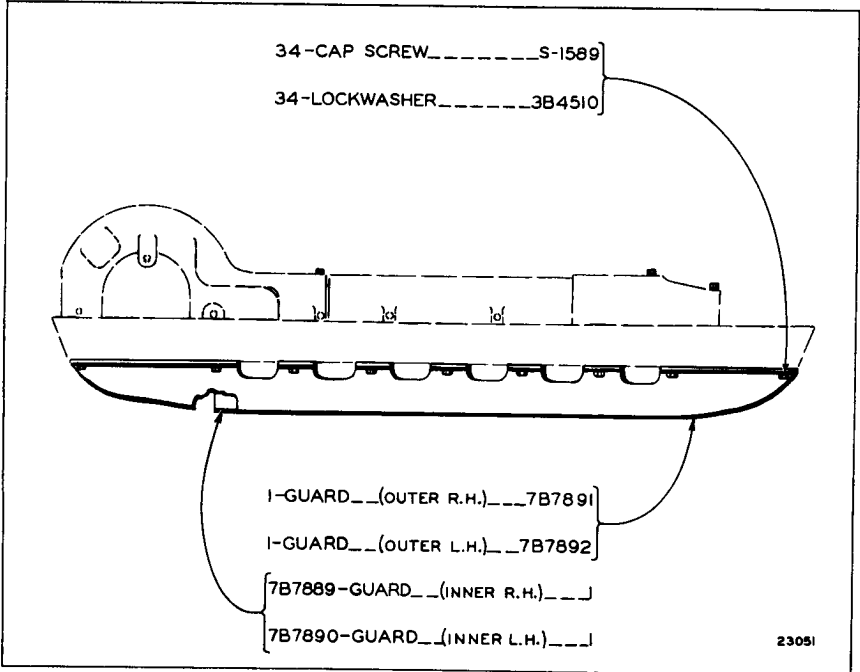




3S9178 TRACK ROLLER FRAME GROUP--WITH GUIDING GUARDS--FACTORY INSTALLATION  
EFFECTIVE WITH SERIAL No. 94J1

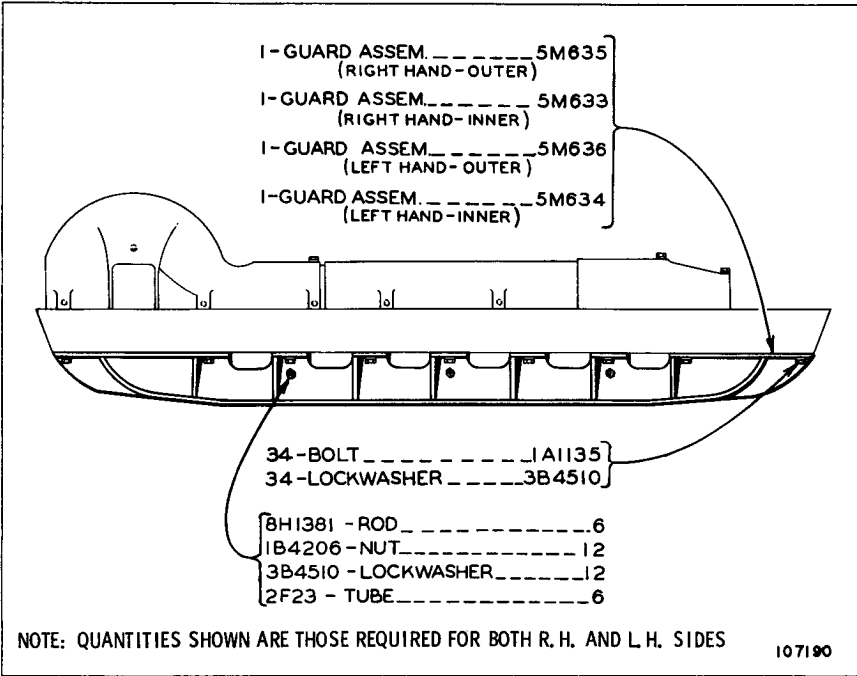


4S6567 TRACK ROLLER GUARD GROUP  
FOR USE WITH 3S9177 AND 3S9178 ROLLER FRAME  
SHOWN ON PAGES 121 AND 122

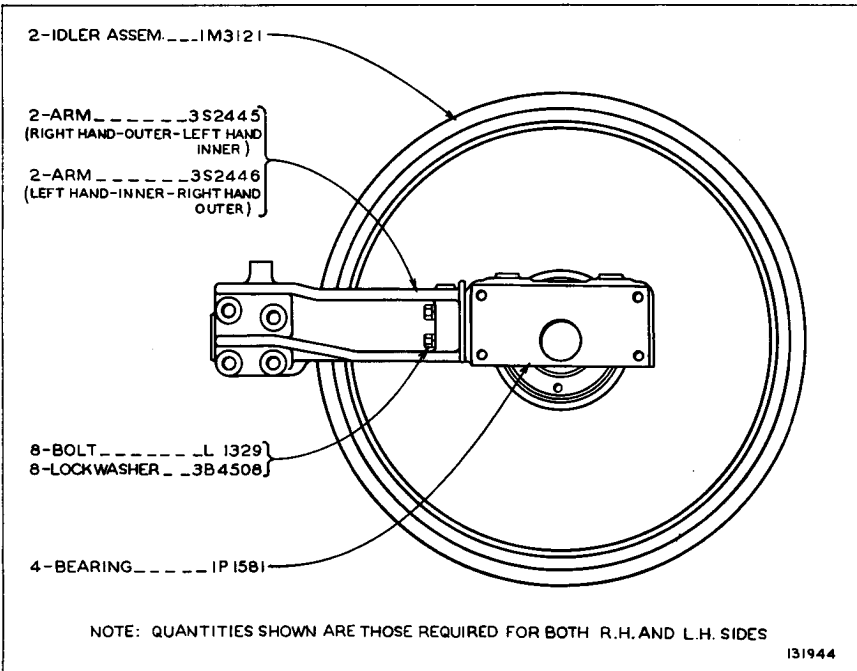


4F7236 TRACK ROLLER DIRT GUARD GROUP  
NOTE: QUANTITIES SHOWN ARE THOSE REQUIRED  
FOR BOTH R. H. AND L. H. SIDES  
ONLY "CATERPILLAR" PARTS GIVE "CATERPILLAR" PERFORMANCE





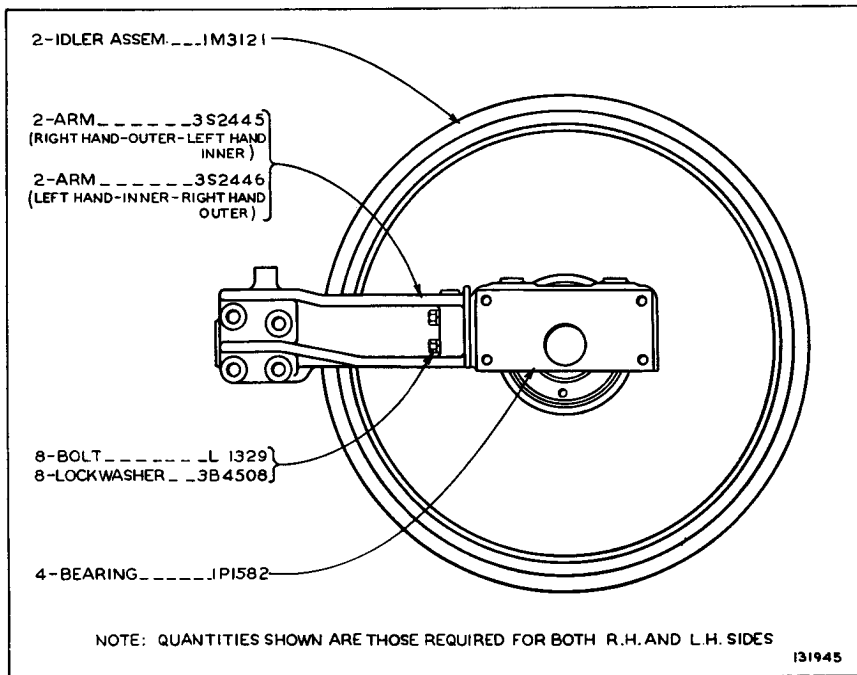
8B2868 TRACK ROLLER DIRT GUARD GROUP—Heavy Duty



2M2462 FRONT IDLER GROUP—23" Outside Diameter  
FOR USE WITH 38 SECTION TRACK GROUPS

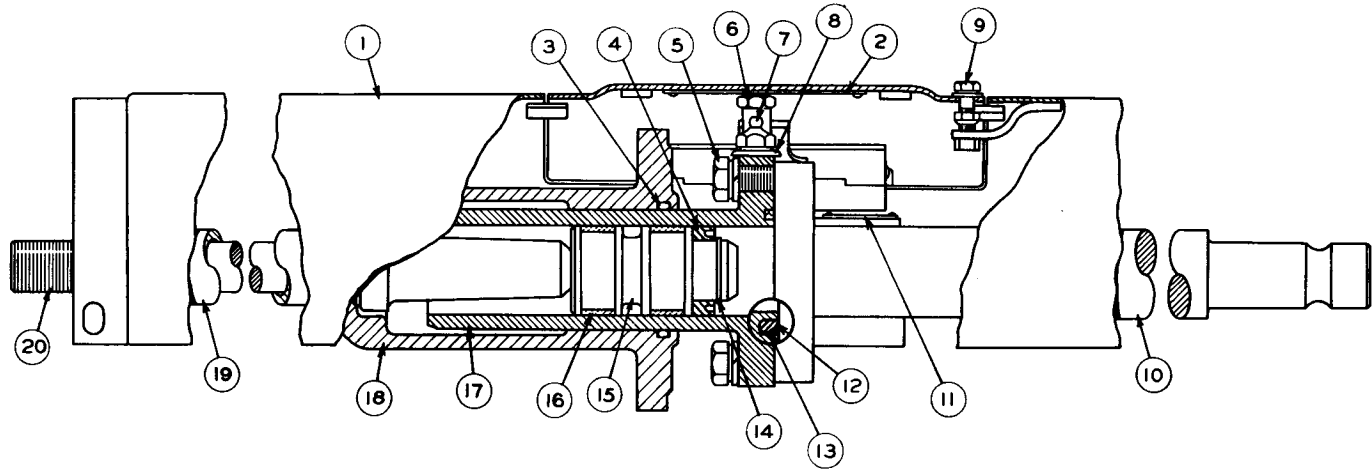
Serial No. 93J1 to 93J577 inclusive and 94J1 to 94J1419 inclusive

ALWAYS GIVE SERIAL NUMBER WHEN ORDERING PARTS



1P1952 FRONT IDLER GROUP-23" Outside Diameter  
 FOR USE WITH 38 SECTION TRACK GROUPS  
 Effective with Serial No. 93J1578-Up and 94J1420-Up

2M7539 HYDRAULIC TRACK ADJUSTING GROUP



REF NO.	PART NUMBER	DESCRIPTION	QTY
1	2S8277	GUARD GROUP---(Right Hand)---	1
	2S8278	GUARD GROUP---(Left Hand)---	1
2	1S5242	{ PLATE---(Warning)---	2
	7B3028	{ SCREW	8
		(1/2 each in 2S8277 and 2S8278 Guard Group)	
3	7H2444	SEAL-----	2
4	2S5867	SEAL-----	2
5	5S-1589	BOLT-----	8
	3B4510	LOCKWASHER-----	8

REF NO.	PART NUMBER	DESCRIPTION	QTY
6	2S5926	VALVE-----	2
7	2S5925	VALVE-----	2
8	5M6708	WASHER-----	4
	3B1915	BOLT-----	2
9	2D5322	NUT-----	2
	4B4278	WASHER-----	2
10	3S311	ROD GROUP-----	2
11	2S5927	{ PLATE---(Warning)---	2
	7B3028	{ SCREW	8
		(1/2 each in 3S311 Rod Group)	

REF NO.	PART NUMBER	DESCRIPTION	QTY
12	4M7022	RING-----	2
13	4M7021	SEAL-----	2
14	9H7668	RING-----	2
15	9H7670	PISTON-----	2
16	7H2423	RING-----	4
17	8M6676	CYLINDER-----	2
18	1S6422	PILOT ASSEM.---	2
19	7H2424	SLEEVE-----	2
20	7H2438	BOLT-----	2

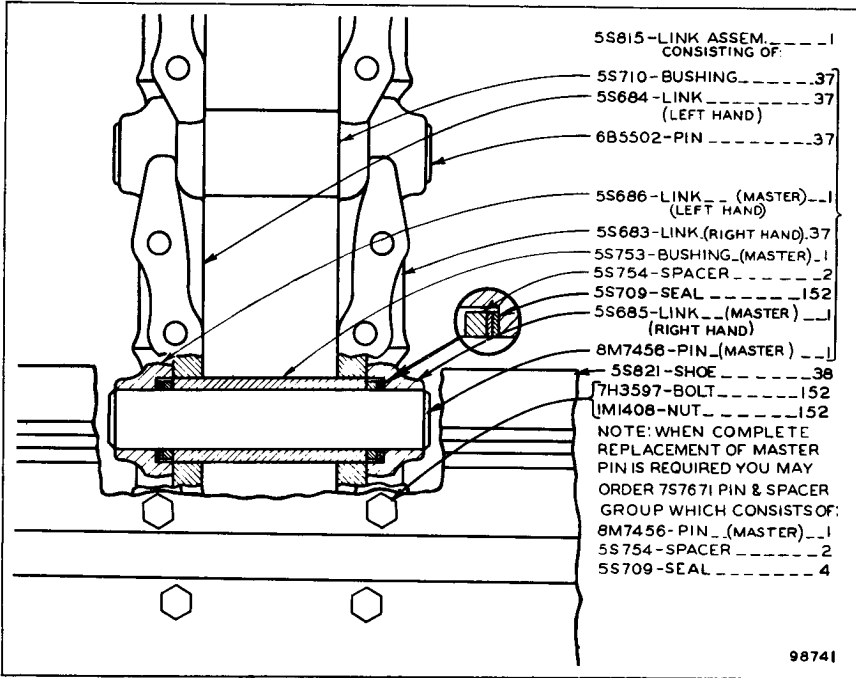
QUANTITIES SHOWN ARE THOSE REQUIRED FOR BOTH R. H. AND L. H. SIDE

ONLY "CATERPILLAR" PARTS GIVE "CATERPILLAR" PERFORMANCE

ATTACHMENTS

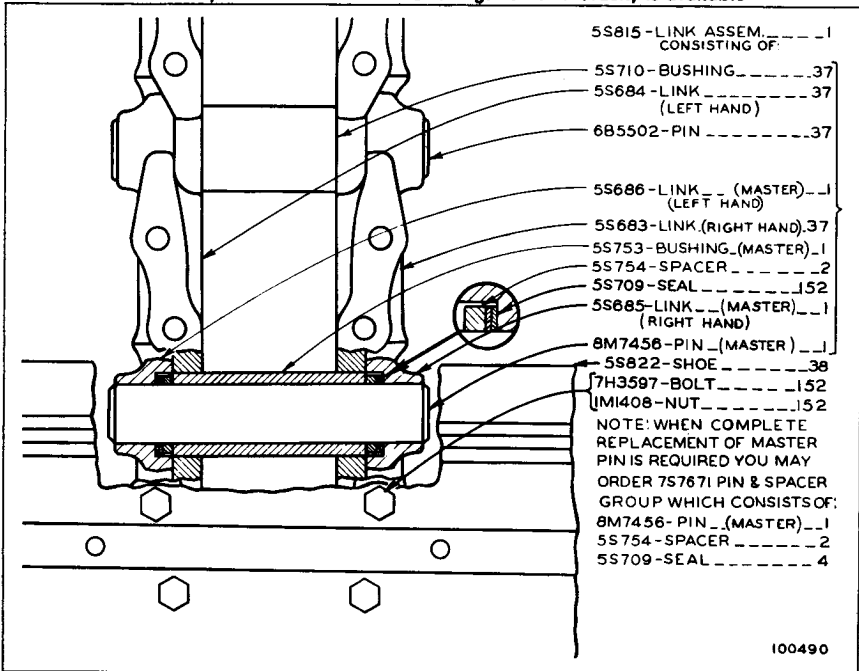
125

100442



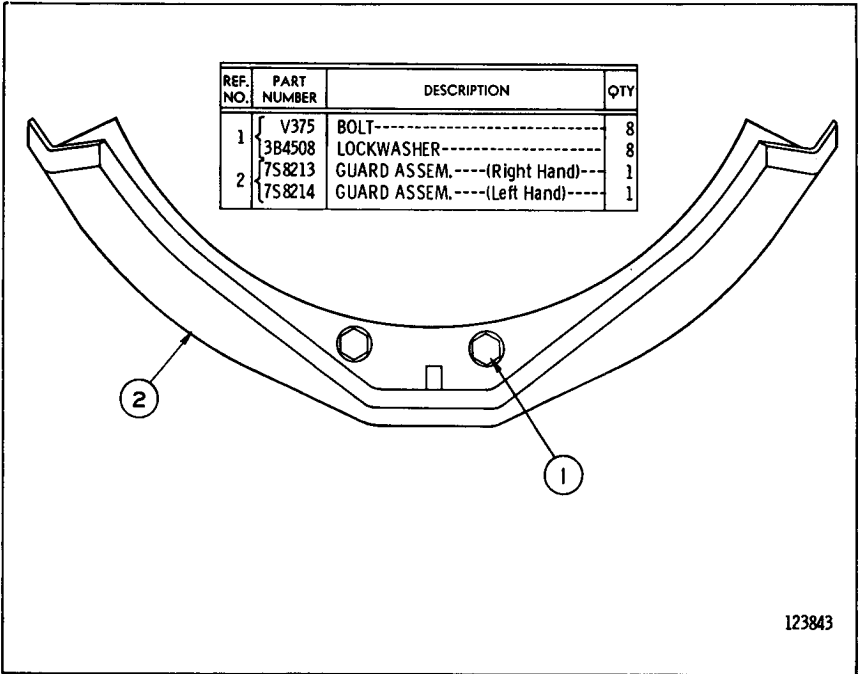
**5S825 TRACK GROUP—18" Grouser Shoe—2 Required  
FOR USE WITH 23" OUTSIDE DIAMETER FRONT IDLER**

Note: 7S6161 Track Pin and Bushing Group, consisting of a complete set of Pins and Bushings for one Track, is available



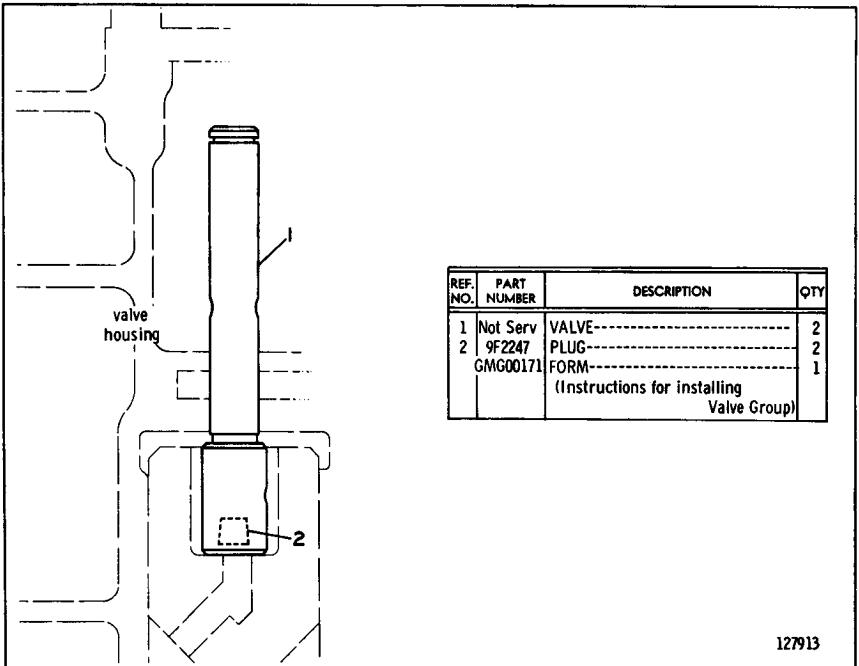
**8S1882 TRACK GROUP—20" Grouser Shoe—2 Required  
Effective with Serial No. 94J1**

FOR USE WITH 23" OUTSIDE DIAMETER FRONT IDLER. Note: 7S6161 Track Pin and Bushing Group, for one Track, is available



123843

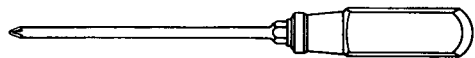
**7S8210 FINAL DRIVE GUARD GROUP**  
Effective with Serial No. 94J1



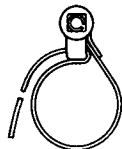
127913

**9S7277 VALVE GROUP—Field Installation**  
Permits easier operation when making slight steering corrections

ONLY "CATERPILLAR" PARTS GIVE "CATERPILLAR" PERFORMANCE




9S1738 SCREWDRIVER  
NO. 2 PHILLIPS



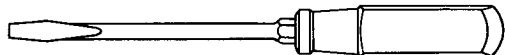
8S2265 STRAP WRENCH ASSEM.



5S9569 SOCKET



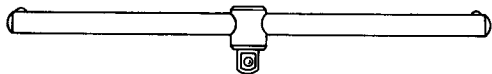
- 8H8503 WRENCH (5/16" Opening)
- 8H8505 WRENCH (3/8" Opening)
- 8H8513 WRENCH (7/8" Opening)
- 8H8508 WRENCH (9/16" Opening)
- 8H8509 WRENCH (5/8" Opening)
- 8H8511 WRENCH (3/4" Opening)
- 8H8515 WRENCH (1" Opening)




IF1157 SCREWDRIVER



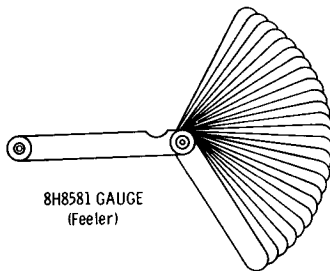
5S9568 SOCKET



5S9566 WRENCH



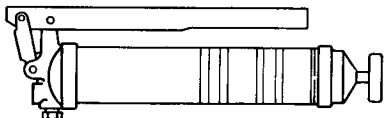
5S9567 EXTENSION




8H8581 GAUGE  
(Feeler)



- 8H8549 SOCKET ( 9/16" Opening)
- 8H8554 SOCKET ( 7/8" Opening)
- 8H8555 SOCKET (15/16" Opening)
- 8H8556 SOCKET ( 1" Opening)
- 9S1730 SOCKET (11/8" Opening)



8F9866 GREASE GUN (Lever)  
(See Separate Illustration)

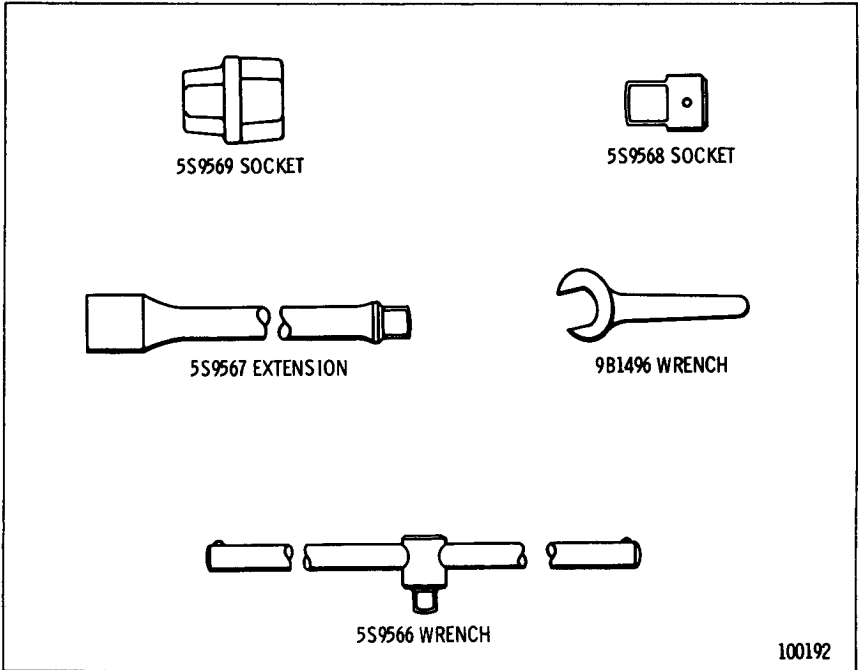


5F4764 PRY BAR

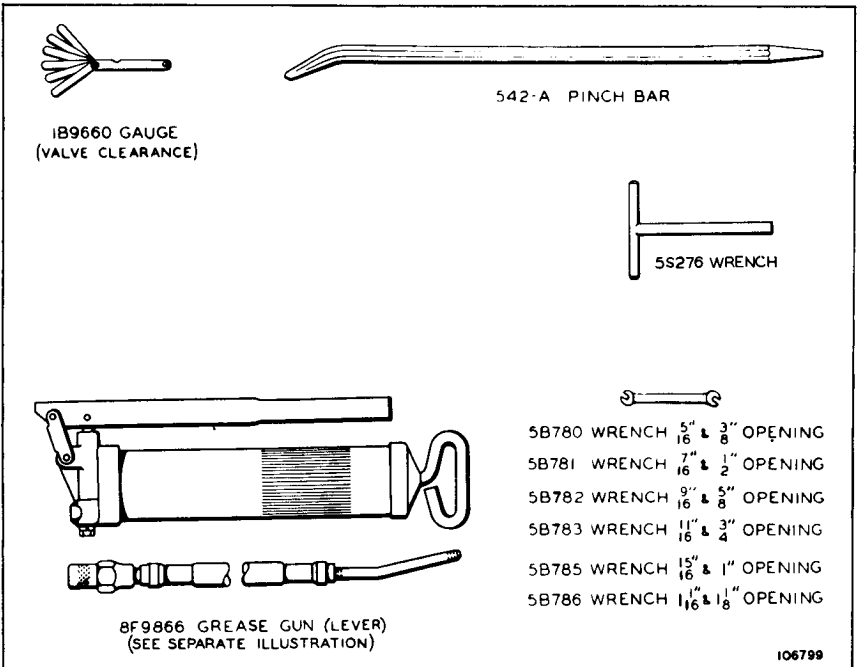
108502

9S7977 TOOL GROUP

8F9866 Grease Gun parts are shown on Page 128  
AN ATTACHMENT



TOOLS

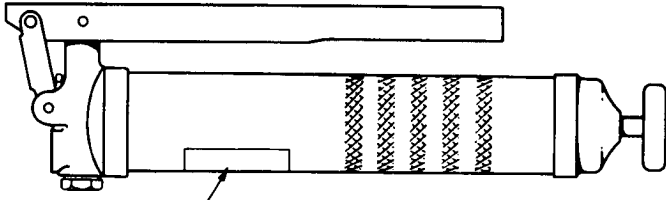


8M9853 TOOL GROUP


8F9866 GREASE GUN PARTS ARE SHOWN ON PAGE 128  
AN ATTACHMENT

ONLY "CATERPILLAR" PARTS GIVE "CATERPILLAR" PERFORMANCE

C INDICATES CHANGE FROM PREVIOUS TYPE



C1-FORM-----GEG00150  
(DECAL-SERVICE TOOL)



2M2689-COUPLER ASSEM.,1  
(PART OF NOZZLE ASSEM. 9F2636)  
 1- NOZZLE ASSEM. 9F2636  
 1-HOSE ASSEM. 9F2636  
(PART OF NOZZLE ASSEM. 9F2636)

1-NIPPLE-----9F2637  
(PART OF NOZZLE ASSEM. 9F2636)

108355

8F9866 GREASE GUN

Part of 9S7977 & 8M9853 Tool Groups shown on Pages 126B & 127



QUANTITY USED	PART NUMBER	DESCRIPTION
3	2M6831	Plate-Serial Number
1	8S3696	Plate-Direct Electric Starting On Top of Console
10	4B4158	Drive Screw
1	5S3896	Transfer Group Consisting of:
1	.....	Transfer-Fuel Oil Capacity Left of Fuel Tank Filler Neck
1	.....	Transfer-Filter Instructions On Oil Filter Cover
1	.....	Transfer-Air Cleaner Instructions On Diesel Air Cleaner
2	.....	Transfer-Generator Instructions On Voltage Regulator and Generator
2	.....	Transfer-CAT
1	.....	Transfer-CATERPILLAR
1	6H6000	Film-Warning On Dash
1	8S8959	Transfer-CATERPILLAR On Back of Fuel Tank
2	8S3923	Film-Corporate Symbol On Each Side of Fuel Tank
2	8S5491	Film-D5 On Each Side of Fuel Tank

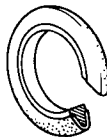

## NAME PLATES AND TRANSFERS

ONLY "CATERPILLAR" PARTS GIVE "CATERPILLAR" PERFORMANCE



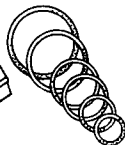

**1P2305 ELECTRIC TERMINAL KIT**

(Insulated)  
(Includes terminals, wire joints and crimping tool)



**9S3138 SEAL KIT**

(Includes 28 metal - backed seals)



**9S3135 SEAL KIT**

(Includes 60 rubber O-ring seals)

**THREADED INSERTS KITS**

**Master (Includes inserts and tools)**

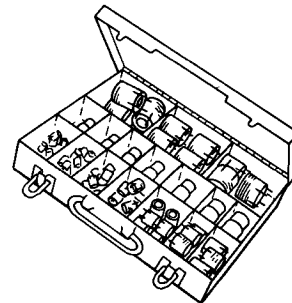
Coarse	Fine	Size
9S3700	9S3500	Assorted

**Repair (Includes inserts and tools)**

9S3510	9S3509	#10
9S3512	9S3511	1/4
9S3514	9S3513	5/16
9S3518	9S3515	3/8
9S3520	9S3619	7/16
9S3522	9S3621	1/2
9S3524	9S3623	9/16
9S3626	9S3625	5/8
9S3628	9S3627	3/4
9S3630	9S3629	7/8
9S3632	9S3631	1
9S3633		1 1/8
9S3635		1 1/4
9S3637		1 1/2


**Refill (Includes inserts)**

9S3674	9S3673	#10
9S3649	9S3639	1/4
9S3650	9S3640	5/16
9S3651	9S3641	3/8
9S3652	9S3642	7/16
9S3653	9S3643	1/2
9S3654	9S3644	9/16
9S3655	9S3645	5/8
9S3656	9S3646	3/4
9S3657	9S3647	7/8
9S3658	9S3648	1 -
9S3675		1 1/8
9S3677		1 1/4
9S3679		1 1/2



**HARDWARE ASSORTMENT KITS**

- 8S7198 Course Thread Hex Nut
- 8S7197 Fine Thread Hex Nut
- 8S7196 Lockwasher Assortment
- 8S7195 Flatwasher Assortment
- 8S7193 Woodruff Key Assortment




132096

RELATED REPAIR ITEMS



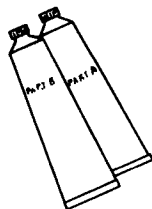
ANTI-SEIZURE  
COMPOUND

4S9416 16 oz. Aerosol  
9M3710 16 oz. Paste



CORROSION  
INHIBITOR

7M73 16 oz.




EPOXY CEMENT

5M2941 2 - 2 oz. tube



FORM-A-GASKET

4H5363 11 oz.  
(fast drying-hard setting)  
8H5137 11 oz.  
(non-hardening)



GASKET CEMENT

5H2471 8 oz.



GLASS OR PLASTIC  
CEMENT

3S1831 1 pint



GREASE - SILICONE

4L7464 8 oz.



LIQUID GASKET

7M7260 8 oz.



RUST INHIBITOR

6F6041 1 Qt.  
3S1492 1 Gal.



SEALING COMPOUND

5S1454 1 pint



SILICONE FLUID

8M553 145 cc.  
9M5165 150 cc.

132097

# MEMORANDA

---

ALWAYS GIVE SERIAL NUMBER WHEN ORDERING PARTS

# MEMORANDA

---

ONLY "CATERPILLAR" PARTS GIVE "CATERPILLAR" PERFORMANCE

# MEMORANDA

---

ALWAYS GIVE SERIAL NUMBER WHEN ORDERING PARTS

# MEMORANDA

---

ONLY "CATERPILLAR" PARTS GIVE "CATERPILLAR" PERFORMANCE

# SPECIFICATIONS

(SUBJECT TO CHANGE WITHOUT NOTICE)

**WEIGHT, SHIPPING (APPROXIMATE):**

60" GAUGE . . . . .		18,300 LBS.
74" GAUGE . . . . .		18,700 LBS.

## DIMENSIONS

LENGTH . . . . .		12' 9"
HEIGHT . . . . .		8' 7"
<b>WIDTH:</b>		
60" GAUGE . . . . .		6' 7 1/2"
74" GAUGE . . . . .		7' 9 1/2"
<b>GROUND CLEARANCE:</b>		
60" GAUGE . . . . .		14"
74" GAUGE . . . . .		13 1/2"
DRAWBAR HEIGHT (LOW POSITION) . . . . .		14 3/16"

## CAPACITIES

FUEL TANK . . . . .		65 U.S. GAL.
COOLING SYSTEM . . . . .		9 U.S. GAL.
<b>LUBRICATION SYSTEMS:</b>		
DIESEL CRANKCASE . . . . .		7 1/4 U.S. GAL.
TRANSMISSION, BEVEL GEAR AND FLYWHEEL CLUTCH . . . . .		12 1/4 U.S. GAL.
<b>FINAL DRIVES (EACH):</b>		
60" GAUGE . . . . .		2 3/8 U.S. GAL.
74" GAUGE . . . . .		3 U.S. GAL.

## ATTACHMENTS

ADDITIONAL EQUIPMENT SUCH AS HYDRAULIC TRACK ADJUSTERS, MUFFLERS, CABLE AND HYDRAULIC CONTROLS, LIGHTING SYSTEMS, CABS, ETC., ARE AVAILABLE AT EXTRA COST. CONSULT YOUR CATERPILLAR DEALER.

## MACHINE SERIAL NUMBER PLATE LOCATION

SERIAL NUMBER PLATES ARE LOCATED ON THE BACK OF THE BEVEL GEAR AND STEERING CLUTCH CASE, ON THE LEFT-HAND SIDE OF THE CYLINDER BLOCK AND ON THE LOWER RIGHT-HAND DASH PLATE.