

FORM 32256
REPLACES
FORM 30055

No. 8A & No. 8S BULLDOZER CABLE CONTROLLED



PARTS Catalog

SERIAL NUMBERS
7A1001 TO 7A4542
8A1001 TO 8A4734
INCLUSIVE

CATERPILLAR TRACTOR CO.



NO. 8A & NO. 8S BULLDOZER

CABLE CONTROLLED

HOW TO ORDER PARTS

Please be sure to furnish the quantity, part number and name of each part wanted. It is also important to give the serial number of the machine for which the parts are intended. Location of serial number plates may be determined by referring to the "Specifications" page of this parts catalog. It is suggested that you write the serial number of your machine in this space so that it will be readily available when you need it.

<p>THIS PARTS CATALOG FOR MACHINE SERIAL NUMBER</p> <p>.....</p>

To insure prompt delivery, please don't overlook furnishing the correct name of the consignee, also the street address, town, county and state to which the parts are to be shipped, and indicate whether shipment is to be made by freight, express, parcel post or by other means.

WHERE TO ORDER PARTS

Caterpillar dealers maintain over 400 stores in the United States, and similar establishments are located strategically in nearly all countries throughout the world. These organizations are backed by the extensive facilities and resources of Caterpillar Tractor Co.

Dealer personnel are factory trained in the stocking and issuing of parts, and large stocks are constantly maintained to insure prompt service. Contact your nearest Caterpillar dealer to make sure that he has your name and address, the correct serial number of your machine, and an accurate list of accessories and attachments. This record will facilitate the issuance of parts when you need them in a hurry.

WHAT THE CATERPILLAR DEALER CAN DO FOR YOU

Caterpillar dealers are in the business of making it economical and profitable for you to own and operate Caterpillar machinery. They are in constant touch with the factory for new developments in repair and maintenance methods, operating procedures, and parts requirements. Their parts stocks are active and up-to-date, including all parts normally required to protect your investment in Caterpillar machinery.

Nearly all Caterpillar dealers offer 24-hour emergency service. For quick reference, write the name and address of the local dealer on your desk pad or the front of your phone book.

ONLY CATERPILLAR PARTS GIVE CATERPILLAR PERFORMANCE

The same quality and craftsmanship that has made Caterpillar products famous throughout the world is built into all Caterpillar replacement parts.

FRANÇAIS

REDACTION DES COMMANDES DE PIÈCES. Pour chaque pièce, indiquer la quantité, le numéro et la désignation. Le numéro de série de la machine à laquelle les pièces sont destinées est également indispensable. Nous vous conseillons d'inscrire le numéro de série de votre machine à la première page de ce catalogue, dans l'espace réservé à cet effet, de façon à le trouver facilement en toutes circonstances.

Pour obtenir une livraison rapide, nous vous prions d'indiquer très exactement le nom du destinataire et son adresse complète: rue, numéro, ville, département, en stipulant, par exemple: petite ou grande vitesse, colis postal, ou tout autre mode d'expédition.

PASSATION DES COMMANDES. Le réseau des Distributeurs Caterpillar couvre le monde entier avec ateliers et dépôts dans la plupart des grands centres. Toute cette organisation repose, en outre, sur l'expérience et les moyens techniques de la Caterpillar Tractor Co.

Les Distributeurs Caterpillar disposent d'un personnel formé à l'usine, parfaitement au courant de tous les problèmes que soulèvent le stockage et la distribution de pièces de rechange. On trouve toujours chez eux un assortiment complet de pièces, ce qui leur permet de servir rapidement les usagers. Mettez-vous en rapport avec le Distributeur Caterpillar le plus proche, assurez-vous qu'il connaît votre nom et votre adresse, le numéro de série de votre machine et les accessoires qui l'équipent. Ces renseignements lui seront utiles, surtout pour les dépannages urgents.

DISTRIBUTEURS CATERPILLAR. Les Distributeurs Caterpillar sont au service de l'utilisateur pour lui faciliter la parfaite utilisation de son matériel. Par leurs rapports constants avec l'usine, ils sont toujours au courant des toutes dernières méthodes de réparation, d'entretien, d'emploi du matériel et de remplacement des pièces. Ils veillent, en particulier, à ce que leur stock de pièces réponde par sa composition aux besoins éventuels de tous les propriétaires de matériel Caterpillar, quel que soit l'âge de leur machine, pour réduire au strict minimum les arrêts toujours très coûteux.

Presque tous nos Distributeurs ont une permanence de jour et de nuit pour les appels urgents. Afin d'éviter toute perte de temps, ayez toujours à portée de la main le nom et l'adresse de votre Distributeur Caterpillar.

RIEN NE SAURAIT SE SUBSTITUER A LA PIÈCE AUTHENTIQUE CATERPILLAR. La qualité et la construction soignée qui ont fait la réputation mondiale du matériel Caterpillar se retrouvent dans toutes les pièces d'origine.

ITALIANO

MODO DI ORDINARE LE PARTI DI RICAMBIO. Vi preghiamo di indicare con precisione la quantità, il numero e la denominazione di ogni parte richiesta. È altresì importante precisare il numero di serie della macchina sulla quale dovrà essere montata la parte. Vi consigliamo di scrivere il numero di serie della Vostra macchina nello spazio predisposto a questo scopo nella prima pagina di questo catalogo parti.

Per assicurare la pronta consegna, Vi preghiamo di non mancare di fornire il nome del destinatario, correttamente scritto, come pure l'indirizzo, cioè la strada, la città, la provincia e lo stato dove le parti dovranno essere spedite, indicando se la spedizione dovrà essere effettuata per ferrovia, per mare, per espresso, per pacco postale o per altro mezzo.

DOVE SI ORDINANO LE PARTI. I vari Distributori CATERPILLAR hanno organizzato oltre 400 depositi di parti di ricambio negli Stati Uniti e simili depositi si trovano convenientemente situati in quasi tutti i paesi del mondo. Questi depositi usufruiscono del vantaggio delle adeguate facilitazioni e delle forti risorse della CATERPILLAR TRACTOR CO. Il personale dei Distributori viene istruito dalla fabbrica per il mantenimento degli assortimenti e per la consegna delle parti. Vasti depositi vengono continuamente riforniti per assicurare la pronta consegna. MetteteVi in comunicazione con il Distributore CATERPILLAR più vicino a Voi ed assicurateVi che egli abbia il Vostro nome e indirizzo, l'esatto numero di serie della Vostra macchina ed una larga disponibilità di accessori vari. In questa maniera faciliterete la consegna delle parti quando ne avrete urgente necessità.

CIÒ CHE PUÒ FARE PER VOI IL DISTRIBUTORE CATERPILLAR. I Distributori CATERPILLAR hanno principalmente lo scopo di rendere economico e vantaggioso per Voi il possesso e l'uso dei macchinari CATERPILLAR. Essi sono costantemente in comunicazione con la fabbrica e perciò al corrente dei miglioramenti introdotti nei sistemi di riparazione, di manutenzione e di impiego delle macchine, nonché nella richiesta di parti di ricambio.

I loro assortimenti sono efficienti e continuamente aggiornati. Essi comprendono tutti i pezzi che normalmente sono richiesti per garantire il capitale da Voi impiegato in macchinari CATERPILLAR.

Quasi tutti i Distributori CATERPILLAR offrono giorno e notte servizio per casi urgenti.

Per rapidità di riferimento, segnate il nome e l'indirizzo del Vostro rivenditore locale sulla rubrica della Vostra scrivania o nella testata della vostra guida telefonica.

SOLTANTO LE PARTI CATERPILLAR GARANTISCONO LA FAMA DELLA MARCA CATERPILLAR. Le parti di ricambio CATERPILLAR vengono costruite con i materiali e con i sistemi di lavorazione che hanno resi famosi in tutto il mondo i prodotti CATERPILLAR.

DEUTSCH

WIE MAN ERSATZTEILE BESTELLT. Bitte übersehen Sie nicht, bei jedem Ersatzteilposten die Anzahl, Nummer und Bezeichnung genau anzugeben. Ebenso wichtig ist es, die Seriennummer der Maschine anzuführen, auf die die Teile passen sollen. Wir möchten Ihnen empfehlen, diese Seriennummer in dem dafür vorgesehenen Recheck auf der ersten Seite dieses Katalogs einzutragen, damit sie stets schnell zu finden ist.

Um alle Zeitverluste bei der Lieferung zu vermeiden, ist es ratsam, den vollen Namen, sowie den Staat, das Land, die Stadt, die Straße und die Hausnummer des jeweiligen Empfängers genau anzugeben, wobei am besten auch die Verschiffungsart (Fracht, Eilgut, Postpaket, usw.) ausdrücklich vorzuschreiben ist.

WO MAN ERSATZTEILE BESTELLT. In fast allen Ländern der Welt bestehen Caterpillar-Vertretungen. Diese Firmen stehen in enger Fühlung mit der Hauptfabrik, bei der sie in vielen Fragen Rat und weitgehende Unterstützung finden.

Zwecks prompter Belieferung der Kundschaft aus ihren gut eingerichteten Ersatzteillagern verfügen diese Vertretungen über ein zahlreiches Personal, das in der Fabrik Schulung im Lagern und Ausfolgen von Ersatzteilen erhalten hat. Es liegt in Ihrem Interesse, sich zu vergewissern, daß Ihre Anschrift, die Seriennummer und eine vollständige Beschreibung Ihrer Maschine, einschließlich allem Zubehör und Zusatzapparaten bei Ihrer zuständigen Vertretung vorliegen, so daß Rückfragen sich erübrigen, falls dringende Bestellungen beschleunigt bearbeitet werden müssen.

AUFGABE DER CATERPILLAR-VERTRETUNG. Es ist die Aufgabe der Caterpillar-Vertretung, dafür zu sorgen, daß es für Sie vorteilhaft und einträglich ist, unser Gerät zu erwerben und damit zu arbeiten. Durch ihre Verbindung mit der Zentrale kennt sie stets die neuesten Methoden, solche Maschinen zu benutzen, instand zu halten und zu reparieren, sowie die Einzelteile, die dazu erforderlich sind. Ihr modernes Lager entspricht dem vorausgerechneten Bedarf ihrer Kundschaft, wobei besonderer Nachdruck auf die Teile gelegt wird, die sich erfahrungsgemäß schneller abnutzen. So ist sie in der Lage, diese Produktionsmittel in arbeitsfähigem Zustand zu erhalten und das in ihnen investierte Kapital vor Verlusten zu bewahren.

Bei fast allen Caterpillar-Vertretungen besteht ein Notdienst, Tag und Nacht. Um die Anschrift und Telefonnummer der nächsten Zweigstelle an der Hand zu haben, empfiehlt es sich, sie vorn auf Ihrem Adreß- oder Telefonbuch zu vermerken.

WIR WARNEN VOR NACHAHMUNGEN. Die Qualität und Werkarbeit, die den Weltruf der Caterpillar-Geräte begründet haben, findet man nur bei unseren Original-Ersatzteilen.

ESPAÑOL

COMO PEDIR PIEZAS DE REPUESTO. Es necesario indicar la cantidad, el número y el nombre de las piezas que se deseen. Es también importante dar el número de serie de la máquina para la cual se desean las piezas. Se sugiere que usted anote este número de serie de su máquina en el espacio que se ha dejado en la primera página, de manera que lo tenga siempre a mano cuando lo necesite.

Para que el despacho se efectúe con prontitud, es necesario que se dé el nombre correcto del consignatario, así como la dirección, además de los nombres de la provincia, y departamento o estado a que han de enviarse las piezas. Asimismo, debe especificarse el medio a utilizarse, si debe ser hecho como carga, o por expreso, paquete postal o en otra forma.

DONDE PEDIR LAS PIEZAS. Hay más de 400 establecimientos de los Distribuidores CATERPILLAR en los Estados Unidos, y en casi todo el mundo existen otros, similares, estratégicamente ubicados. Estas organizaciones están respaldadas por las extensas facilidades y recursos de Caterpillar Tractor Co.

El personal de los Distribuidores ha recibido su entrenamiento en la fábrica, en el almacenamiento y despacho de partes. Mantienen, además, grandes existencias de partes para asegurar un servicio rápido. Póngase en contacto con su Distribuidor CATERPILLAR para asegurarse de que tiene su nombre y dirección, el número de serie correcto de su máquina y una lista exacta de partes y accesorios. Este registro facilitará el despacho de partes cuando usted las necesite con urgencia.

LO QUE EL DISTRIBUIDOR CATERPILLAR PUEDE HACER POR USTED. Los Distribuidores tienen como objetivo el hacer económico y provechoso para usted poseer y trabajar maquinaria CATERPILLAR. Ellos están en contacto permanente con la fábrica para tener los últimos adelantos en los métodos de reparación y mantenimiento, procedimientos de trabajo y requerimientos de partes. Sus existencias de partes tienen gran movimiento y están siempre al día, incluyendo todas las partes normalmente requeridas para proteger su inversión en maquinaria CATERPILLAR.

Casi todos los Distribuidores ofrecen servicio de emergencia de día y de noche. Para referencia rápida, escriba el nombre y dirección de su Distribuidor local en la carpeta de su escritorio o en la tapa de su libro de teléfono.

SOLO LAS PIEZAS CATERPILLAR DAN EL RESULTADO APETECIDO. Todas las piezas CATERPILLAR han sido fabricadas según el patrón de alta calidad y mano de obra que ha hecho famosos los productos CATERPILLAR.

PORTUGUÊS

COMO FAZER OS PEDIDOS DE PEÇAS. Ponha no pedido a quantidade, o número e o nome de cada peça desejada. É também preciso pôr-se o número de série da máquina para a qual a peça se destina. Escreva o número de série de sua máquina no espaço para o mesmo reservado na página No. 1, para tê-lo à mão quando o precisar.

Para garantir pronta remessa não deixe de pôr o nome correto do consignatário bem como da rua, cidade, estado e país para onde as peças devem ser despachadas, indicando se o despacho deve ser feito como carga regular, encomenda postal via marítima ou aérea (regular ou expressa) ou qualquer outro modo.

PARA ONDE DIRIGIR OS PEDIDOS DE PEÇAS. Os distribuidores "Caterpillar" mantêm mais de 400 estabelecimentos comerciais nos Estados Unidos e em localizações estrategicamente espalhadas por quase todos os países do mundo. Todas essas organizações contam com o apoio e a cooperação de Caterpillar Tractor Co.

Os distribuidores mantêm, sempre, grande estoque de peças para servir os clientes com presteza. E seu pessoal, treinado na fábrica, sabe como lidar com peças. Comunique-se com o distribuidor "Caterpillar" mais próximo para se certificar se ele tem o seu nome e endereço, o exato número de série de sua máquina e uma lista de seus equipamentos e acessórios. O registro desses dados facilitará a remessa de peças quando as pedir com urgência.

O QUE O DISTRIBUIDOR "CATERPILLAR" PODE FAZER PARA LHE SERVIR. Nossos distribuidores têm interesse em tornar econômica e lucrativa a posse e o uso de nossas máquinas. Mantendo constante contato com a fábrica, estão sempre bem informados sobre os métodos mais modernos empregados para manobrá-las, conservá-las e repará-las, bem como sobre tudo que se refere a peças de substituição. Têm em estoque peças para qualquer máquina existente no território a seu cargo e em quantidade suficiente para evitar que as máquinas fiquem paradas.

Quase todos os distribuidores "Caterpillar" têm serviço mecânico de emergência aberto dia e noite. Para uma rápida referência, escreva o nome e o endereço do seu distribuidor no bloco de notas de sua escrevaninha ou na sua lista de telefone.

PEÇAS "CATERPILLAR" SÃO AS UNICAS RECOMENDÁVEIS. As peças "Caterpillar" são feitas conforme o padrão de alta qualidade e a técnica de fabricação que tornaram os produtos "Caterpillar" famosos em todo o mundo.

INDEX

No. 8A Bulldozer

Name	Page
Block—Lower Sheave	31
Bracket—Sheave	26
Bulldozer	8
Bulldozer C-Frame Service Group	12
Cable and Guard	20
Cable Cutter	34
Guard—Radiator	23
Hitch—Sheave	32
Numerical Parts Index	38
Push Cup	33
Sheaves	28
Specifications	40
Support—Sheave	23
Trunnion	32

No. 8S Bulldozer

Block—Lower Sheave	31
Bracket—Sheave	26
Bulldozer	14
Bulldozer Blade Service Group	13
Cable and Guard	20
Cable Cutter	34
Guard—Radiator	23
Hitch—Sheave	32
Numerical Parts Index	38
Push Cup	33
Sheaves	29
Specifications	40
Support—Sheave	23
Trunnion	32

INDEX ALPHABÉTIQUE

Bulldozer No. 8A

Désignation	Page
Bulldozer	8
Câble et protecteurs	20
Caractéristiques	40
Châssis en U	12
Cisaille à câble	34
Index numérique des pièces	38
Moufle inférieur	31
Palonnier de moufle	32
Poulies et moufles	28
Protège-radiateur	23
Protège-radiateur et supports de moufle	23
Support de moufles	26
Tampon de poussée	33
Tourillons de bulldozer	32

Bulldozer No. 8S

Bulldozer	14
Câble et protecteurs	20
Caractéristiques	40
Cisaille à câble	34
Groupe de lame de bulldozer	13
Index numérique des pièces	38
Moufle inférieur	31
Palonnier de moufle	32
Poulies et moufles	29
Protège-radiateur	23
Protège-radiateur et supports de moufle	23
Support de moufles	26
Tampon de poussée	33
Tourillons de bulldozer	32

INDICE

Bulldozer No. 8A

Nombre	Página
Abrazadera de la Polea	26
Bloque de Polea Inferior	31
Bulldozer	8
Cable y Protección	20
Caja de Empuje	33
Cortador de Cable	34
Enganche—Polea	32
Especificaciones	40
Grupo de Bastidor U para el Bulldozer	12
Indice Numérico de Partes	38
Muñón	32
Poleas	28
Protección del Radiador	23
Soporte—Polea	23

Bulldozer No. 8S

Abrazadera de la Polea	26
Bloque de Polea Inferior	31
Bulldozer	14
Cable y Protección	20
Caja de Empuje	33
Cortador de Cable	34
Enganche—Polea	32
Especificaciones	40
Grupo de Hoja del Bulldozer	13
Indice Numérico de Partes	38
Muñón	32
Poleas	29
Protección del Radiador	23
Soporte—Polea	23

INDICE

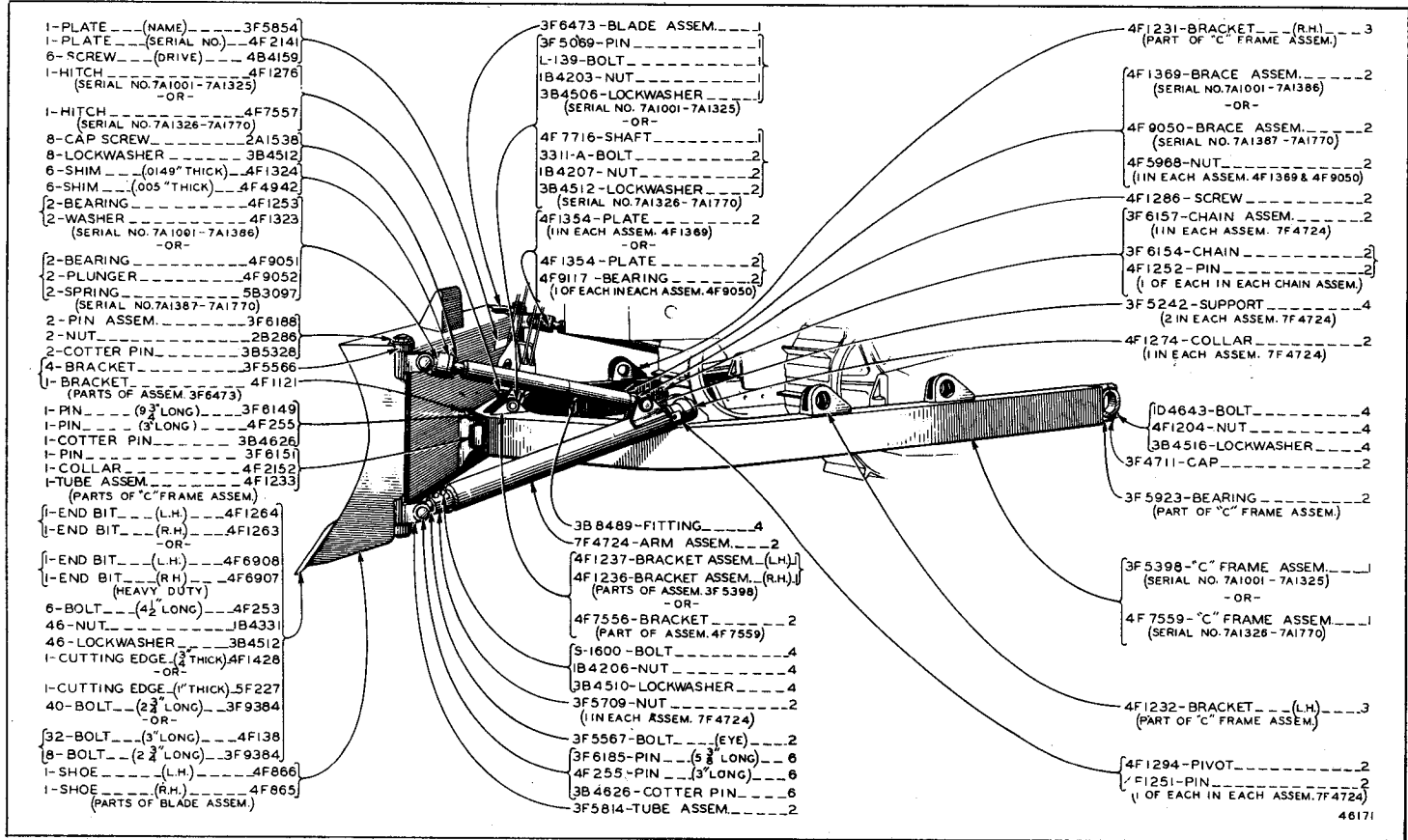
Bulldozer No. 8A

Nomenclatura	Página
Braço da roldana	26
Bulldozer	8
Cabo e protetor	20
Chapa de empuxo	33
Corta-cabos	34
Engate da roldana	32
Especificações	40
Grupo de substituição da armação "U" do Bulldozer	12
Índice numérico de peças	38
Moitão da roldana inferior	31
Munhão	32
Protetor do radiador	23
Roldanas	28
Suporte da roldana	23

Bulldozer No. 8S

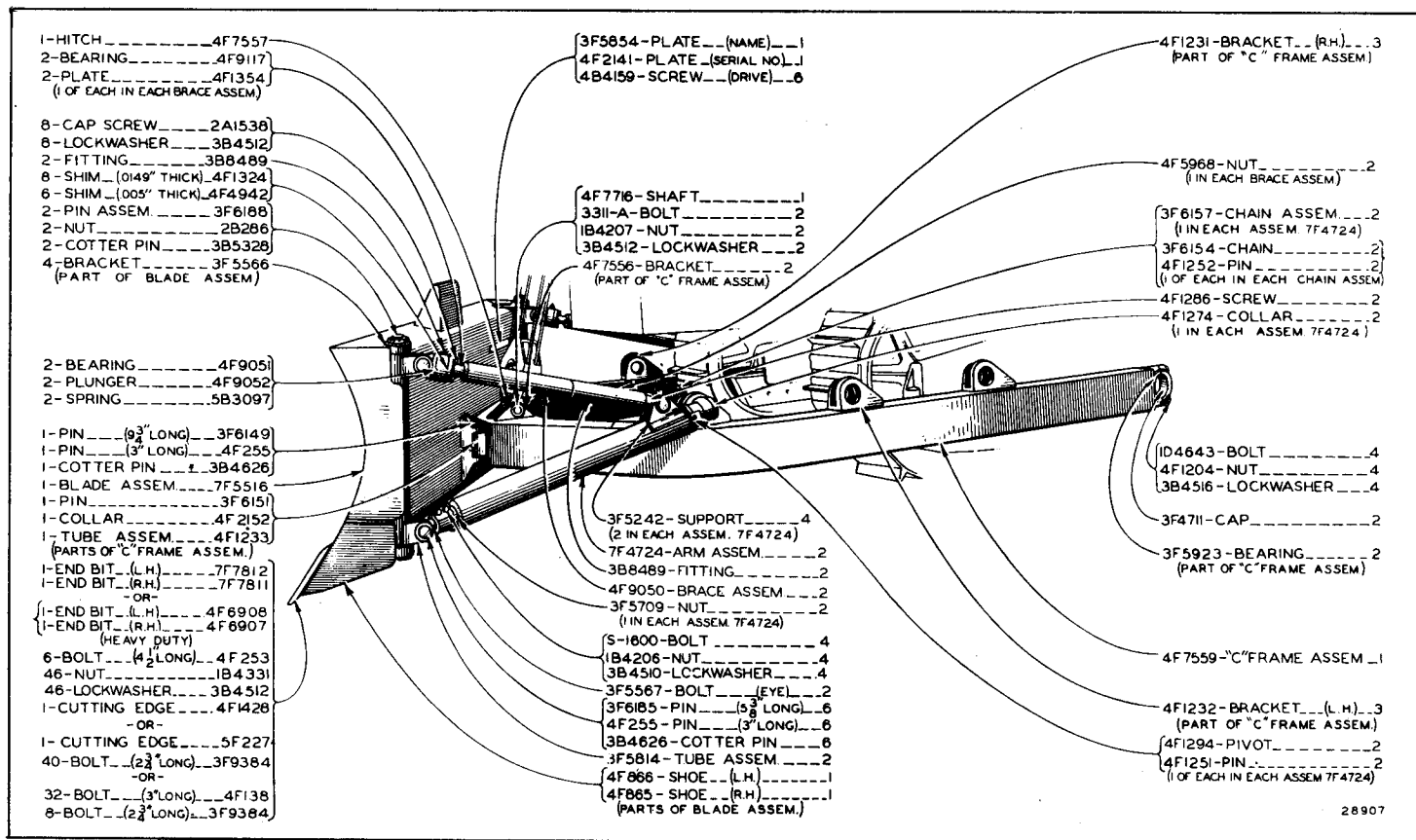
Braço da roldana	26
Bulldozer	14
Cabo e protetor	20
Chapa de empuxo	33
Corta-cabos	34
Engate da roldana	32
Especificações	40
Grupo de substituição de lâmina de bulldozer	13
Índice numérico de peças	38
Moitão da roldana inferior	31
Munhão	32
Protetor do radiador	23
Roldanas	29
Suporte da roldana	23

ALWAYS GIVE SERIAL NUMBER WHEN ORDERING PARTS



8 "CATERPILLAR" NO. 8A & NO. 8S BULLDOZER

3F6474 BULLDOZER GROUP
 (Blade, C-Frame, Braces)
 No. 8A Bulldozer Serial No. 7A1001 to 7A1770 inclusive



28907

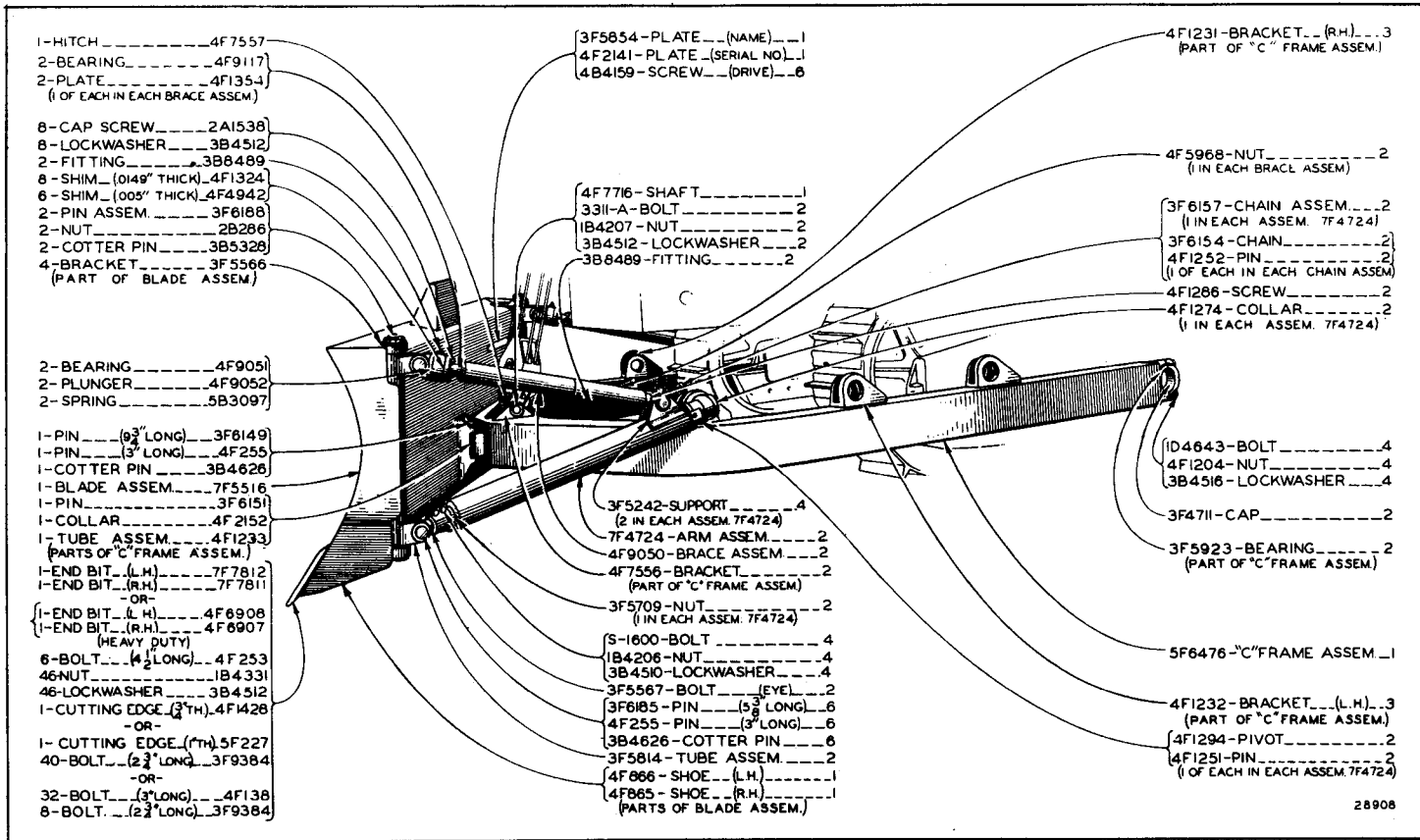
3F6474 BULLDOZER GROUP

(Blade, C-Frame, Braces)

No. 8A Bulldozer Serial No. 7A1771 to 7A1812, 7A1814 to 7A1816, 7A1818 to 7A1820, 7A1822 to 7A1824, 7A1826, 7A1827, 7A1829 to 7A1832 and 7A1834 to 7A1839 inclusive

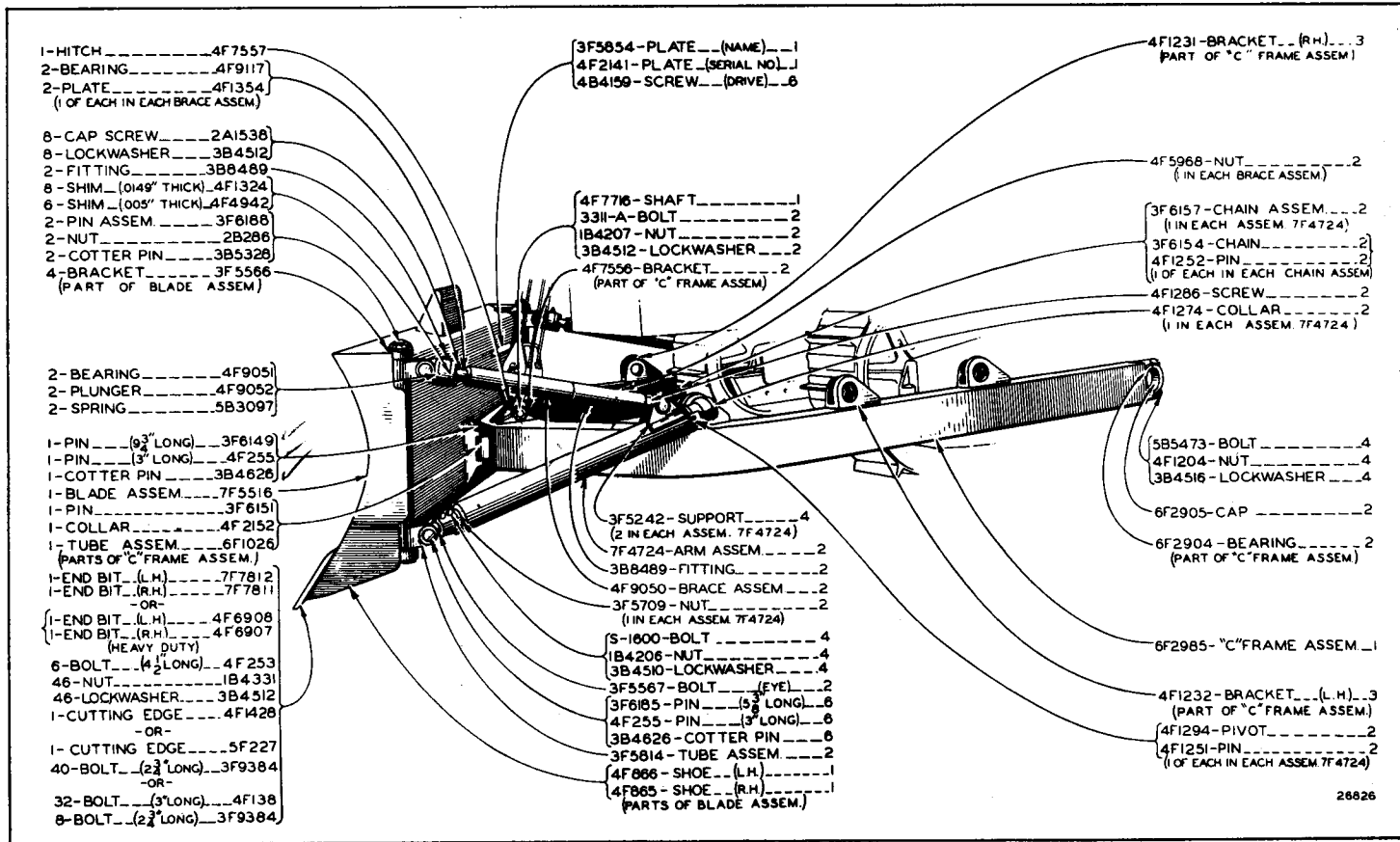
ALWAYS GIVE SERIAL NUMBER WHEN ORDERING PARTS

10 "CATERPILLAR" NO. 8A & NO. 8S BULLDOZER



3F6474 BULLDOZER GROUP
 (Blade, C-Frame, Braces)

No. 8A Bulldozer Serial No. 7A1813, 7A1817, 7A1821, 7A1825, 7A1828, 7A1833, 7A1840 to 7A2554, 7A2556 to 7A2579, 7A2583, 7A2585, 7A2586 and 7A2599 inclusive

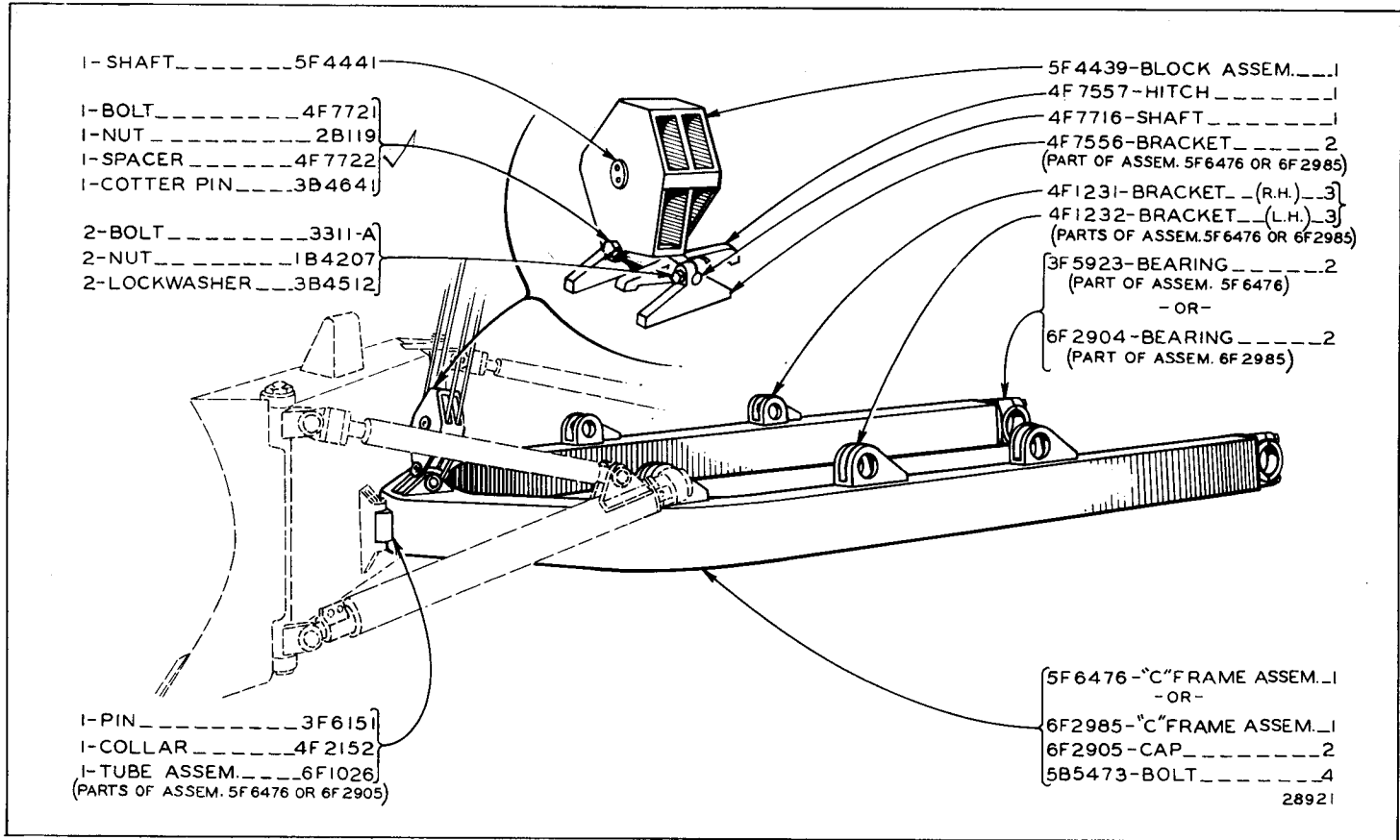


28826

3F6474 BULLDOZER GROUP
 (Blade, C-Frame, Braces)

Effective with No. 8A Bulldozer Serial No. 7A2555, 7A2580 to 7A2582, 7A2584, 7A2587 to 7A2598 and 7A2600—Up

ALWAYS GIVE SERIAL NUMBER WHEN ORDERING PARTS



12 "CATERPILLAR" NO. 8A & NO. 8S BULLDOZER

4F8141 BULLDOZER C-FRAME SERVICE GROUP
 Field Replacement for 3F5398 C-Frame Assembly
 No. 8A Bulldozer Serial No. 7A1001 to 7A1325 inclusive

1-BLADE ASSEM. ___6F6428

2-BRACKET _____4F7713
(PART OF ASSEM. 6F6428)

2-SOCKET _____3F4612
(PART OF ASSEM. 6F6428)

1-BRACKET ASSEM.(LH)5F7984
(PART OF ASSEM. 6F6428)

1-SHOE ___(L.H.)___3F9342
1-SHOE ___(R.H.)___3F9341
(PARTS OF ASSEM. 6F6428)

2-PIN ___(8 1/8" LONG)___5F7993
2-PIN ___(3 1/2" LONG)___5F7994

2-PIVOT _____5F7986

5F4439-BLOCK ASSEM. ___1

5F4441-SHAFT _____1

4F7721-BOLT _____1

2B119-NUT _____1

4F7722-SPACER _____1

3B4641-COTTER PIN _____1

3311-A-BOLT _____2

1B4207-NUT _____2

3B4512-LOCKWASHER ___2

5F7983-BRACKET ASSEM.(R.H.)
(PART OF ASSEM. 6F6428)

4F7714-HITCH _____1

4B3604-SET SCREW _____1

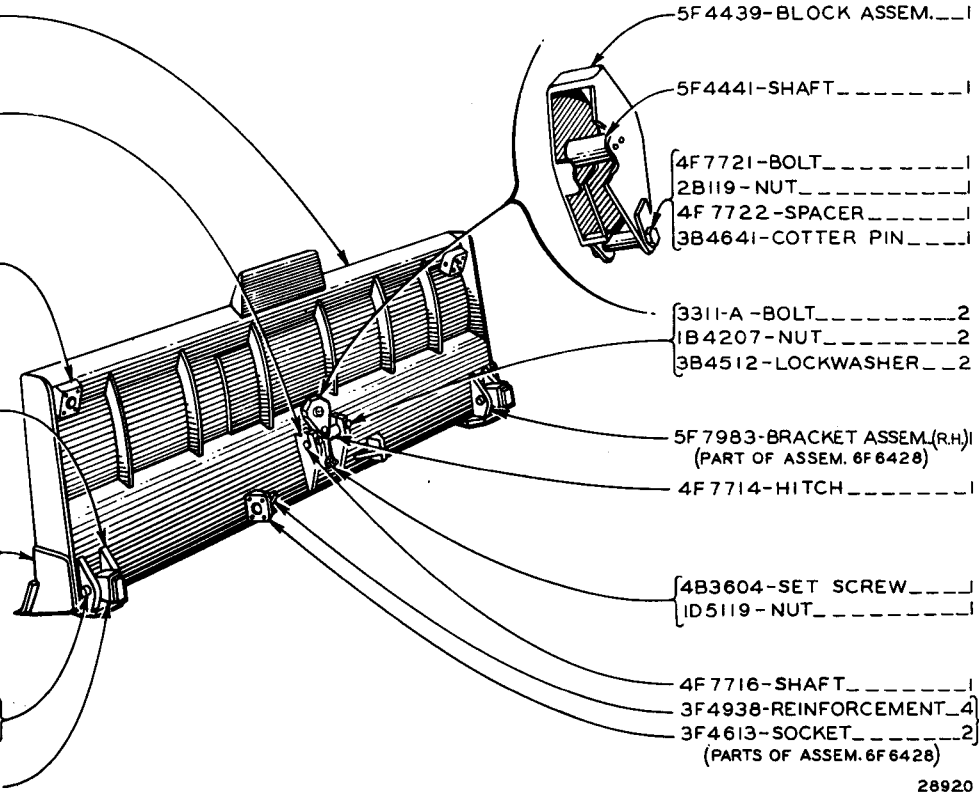
ID5119-NUT _____1

4F7716-SHAFT _____1

3F4938-REINFORCEMENT_4

3F4613-SOCKET _____2
(PARTS OF ASSEM. 6F6428)

28920

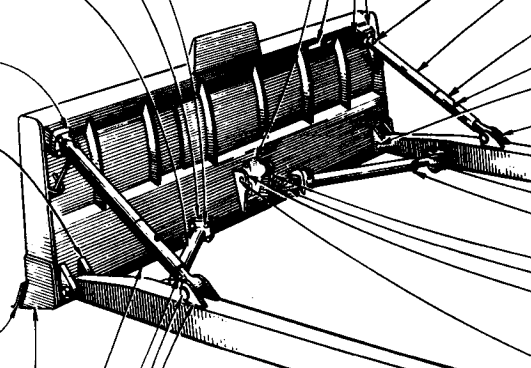


4F8139 BULLDOZER BLADE SERVICE GROUP
Field Replacement for 3F6181 Blade Assembly
No. 85 Bulldozer Serial No. 8A1001 to 8A1559 inclusive

ALWAYS GIVE SERIAL NUMBER WHEN ORDERING PARTS

14 "CATERPILLAR" NO. 8A & NO. 8S BULLDOZER

- 16-CAP SCREW ---- 1A8063
- 16-LOCKWASHER ---- 3B4512
- 2-SOCKET ---- 3F4613
(PART OF ASSEM 3F6181)
- 8-SHIM ---- 3F4956
- 4-SCREW ---- 4B1254
- 2-ARM ASSEM ---- 5F3445
- 2-CAP ---- 3F4611
- 2-BALL STUD (3 1/2" DIA) 3F4641
(1 OF EACH IN EACH ASSEM 5F3445)
- 2-CAP ---- 3F4611
(1 IN EACH BRACE ASSEM)
- 2-BALL STUD (3 1/2" DIA) 3F4641
(1 IN EACH ASSEM 3F4997)
- OR-
- 2-BALL STUD (3" DIA) 5F7596
(1 IN EACH ASSEM 6F1701)
- 4-BRACKET ---- 3F4614
(PART OF ASSEM 3F6181)
- 1-END BIT (LH) ---- 7F7486
- 1-END BIT (RH) ---- 7F7485
- OR-
- 1-END BIT (LH) ---- 4F6890
- 1-END BIT (RH) ---- 4F6889
(HEAVY DUTY)
- 6-BOLT ---- (4 1/2" LONG) ---- 4F253
- 6-NUT ---- 1B4331
- 6-LOCKWASHER ---- 3B4512
- 1-CUTTING EDGE (3" TH) 4F139
- OR-
- 1-CUTTING-EDGE (1" TH) 5F228
(HEAVY DUTY)
- 34-BOLT ---- (3" LONG) ---- 4F138
- 34-NUT ---- 1B4331
- 34-LOCKWASHER ---- 3B4512
- 1-SHOE (LH) ---- 3F9342
- 1-SHOE (RH) ---- 3F9341
(PARTS OF ASSEM 3F6181)
- 1-BLADE ASSEM ---- 3F6181
- 2-SCREW ---- 3F4975



- 2-FITTING ---- 3B8489
- 1-PLATE (NAME) 3F5854
- 1-PLATE (SER NO) 4F2139
- 6-DRIVE SCREW 4B4159
- 1-HITCH ---- 3F5133

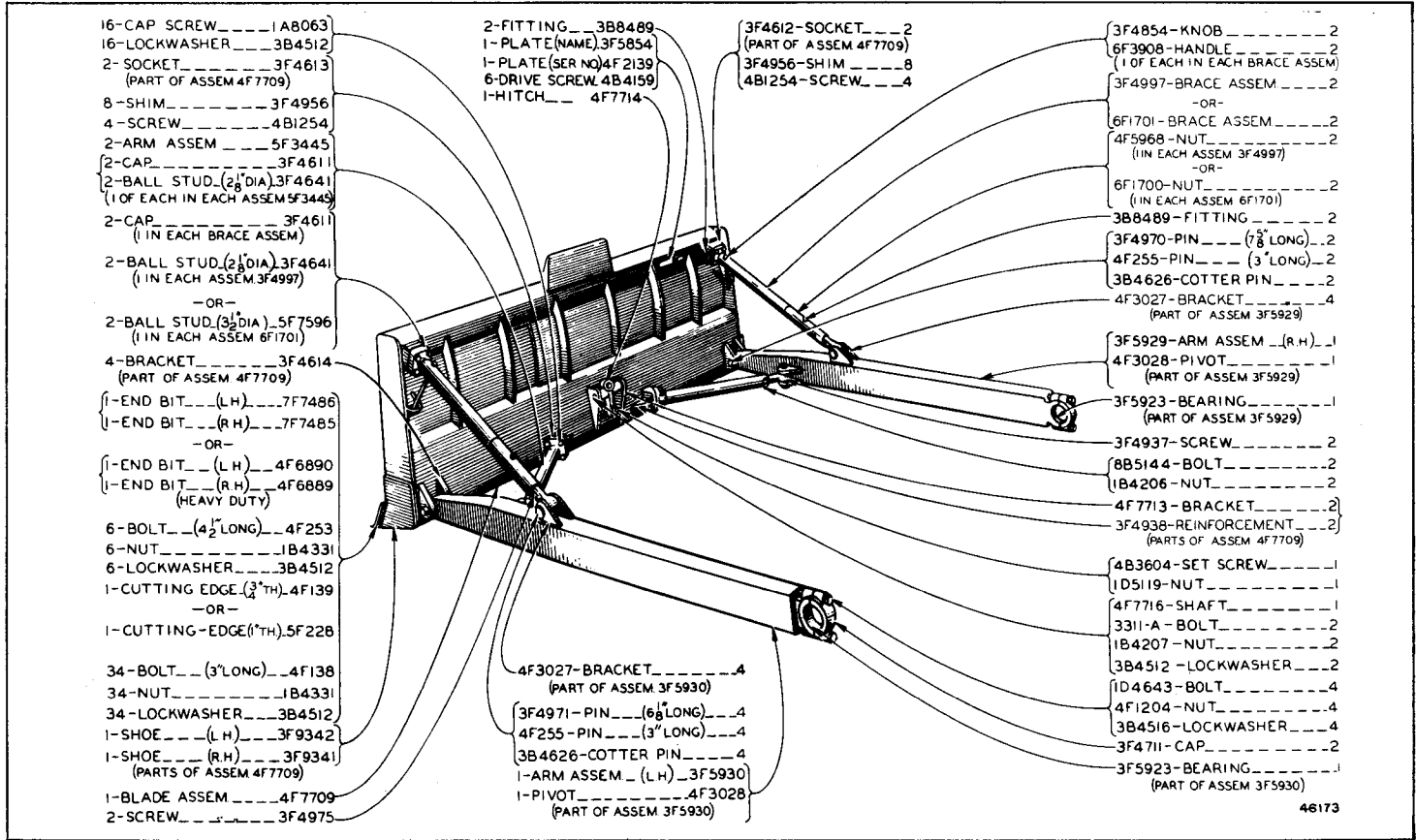
- 3F4612-SOCKET ---- 2
(PART OF ASSEM 3F6181)
- 3F4956-SHIM ---- 8
- 4B1254-SCREW ---- 4

- 4F3027-BRACKET ---- 4
(PART OF ASSEM 3F5930)
- 3F4971-PIN ---- (6 1/2" LONG) ---- 4
- 4F255-PIN ---- (3" LONG) ---- 4
- 3B4626-COTTER PIN ---- 4
- 1-ARM ASSEM (LH) ---- 3F5930
- 1-PIVOT ---- 4F3028
(PART OF ASSEM 3F5930)

- 3F4854-KNOB ---- 2
- 6F3908-HANDLE ---- 2
(1 OF EACH IN EACH BRACE ASSEM)
- 3F4997-BRACE ASSEM ---- 2
- OR-
- 6F1701-BRACE ASSEM ---- 2
- 4F5968-NUT ---- 2
(1 IN EACH ASSEM 3F4997)
- OR-
- 6F1700-NUT ---- 2
(1 IN EACH ASSEM 6F1701)
- 3B8489-FITTING ---- 2
- 3F4970-PIN ---- (7 5/8" LONG) ---- 2
- 4F255-PIN ---- (3" LONG) ---- 2
- 3B4626-COTTER PIN ---- 2
- 4F3027-BRACKET ---- 4
(PART OF ASSEM 3F5929)
- 3F5929-ARM ASSEM (R.H.) ---- 1
- 4F3028-PIVOT ---- 1
(PART OF ASSEM 3F5929)
- 3F5923-BEARING ---- 1
(PART OF ASSEM 3F5929)
- 3F4937-SCREW ---- 2
- 8B5144-BOLT ---- 2
- 1B4206-NUT ---- 2
- 3F4860-BRACKET ASSEM ---- 1
- 3F4938-REINFORCEMENT ---- 2
- 3F4955-BRACKET ASSEM ---- 1
(PARTS OF ASSEM. 3F6181)
- 3F5069-PIN ---- 1
- L-139-BOLT ---- 1
- 1B4203-NUT ---- 1
- 3B4506-LOCKWASHER ---- 1
- 1D4643-BOLT ---- 4
- 4F1204-NUT ---- 4
- 3B4516-LOCKWASHER ---- 4
- 3F4711-CAP ---- 2
- 3F5923-BEARING ---- 1
(PART OF ASSEM 3F5930)

46172

3F6328 BULLDOZER GROUP
 (Blade, Push Arms, Braces)
 No. 8S Bulldozer Serial No. 8A1001 to 8A1559 inclusive



46173

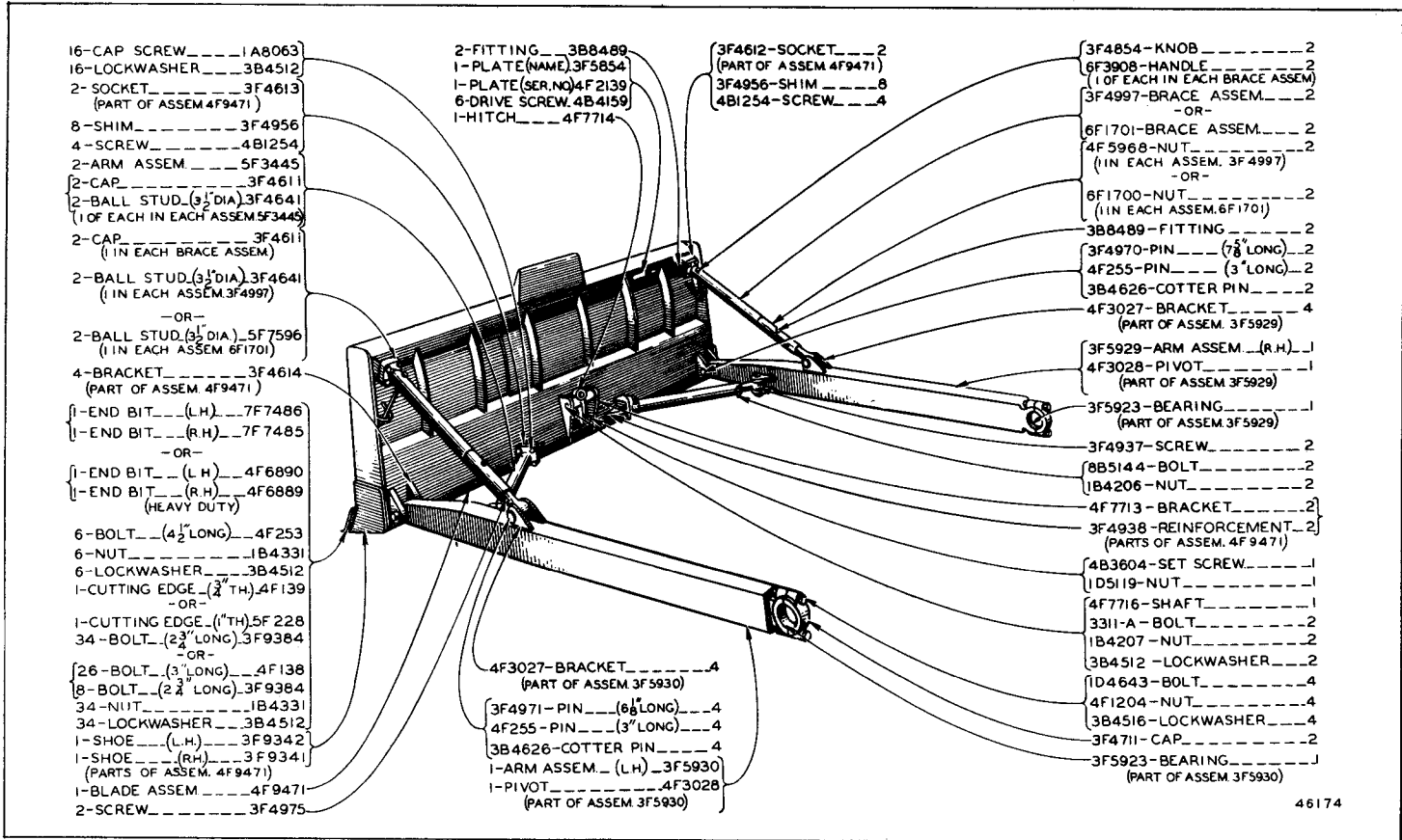
3F6328 BULLDOZER GROUP

(Blade, Push Arms, Braces)

No. 85 Bulldozer Serial No. 8A1560 to 8A2125 inclusive

ALWAYS GIVE SERIAL NUMBER WHEN ORDERING PARTS

16 "CATERPILLAR" NO. 8A & NO. 8S BULLDOZER



3F6328 BULLDOZER GROUP

(Blade, Push Arms, Braces)

No. 8S Bulldozer Serial No. 8A2126 to 8A2306 inclusive

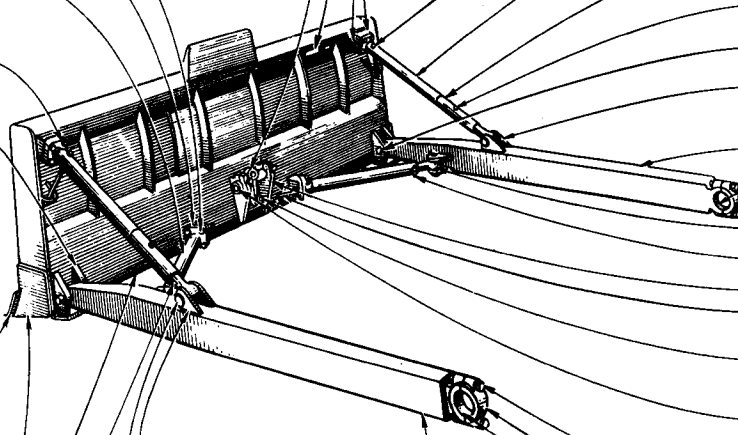
- 16-CAP SCREW ---- 1A8063
- 16-LOCKWASHER ---- 3B4512
- 2- SOCKET ---- 3F4613
(PART OF ASSEM 6F6428)
- 10-SHIM ---- 3F4956
- 4- SCREW ---- 4B1254
- 2-ARM ASSEM ---- 5F3445
- 2-CAP ---- 3F4611
- 2-BALL STUD (3/4" DIA) 3F4641
(1 OF EACH IN EACH ASSEM. 5F3445)
- 2-CAP ---- 3F4611
(1 IN EACH BRACE ASSEM)
- 2-BALL STUD (3/4" DIA) 3F4641
(1 IN EACH ASSEM. 3F4997)
- OR-
- 2-BALL STUD (3/4" DIA) 5F7598
(1 IN EACH ASSEM. 6F1701)
- 1-BRACKET ASSEM (L.H.) 5F7984
- 1-BRACKET ASSEM (R.H.) 5F7983
(PARTS OF ASSEM 6F6428)
- 1-END BIT (L.H.) 7F7486
- 1-END BIT (R.H.) 7F7485
- OR-
- 1-END BIT (L.H.) 4F6890
- 1-END BIT (R.H.) 4F6889
(HEAVY DUTY)
- 6-BOLT (4 1/2" LONG) 4F253
- 6-NUT ---- 1B4331
- 6-LOCKWASHER ---- 3B4512
- 1-CUTTING EDGE (3/4" TH) 4F139
- OR-
- 1-CUTTING EDGE (1" TH) 5F228
- 34-BOLT (2 3/4" LONG) 3F9384
- OR-
- 26-BOLT (3" LONG) 4F138
- 8-BOLT (2 3/4" LONG) 3F9384
- 34-NUT ---- 1B4331
- 34-LOCKWASHER ---- 3B4512
- 1-SHOE (L.H.) 3F9342
- 1-SHOE (R.H.) 3F9341
(PARTS OF ASSEM. 6F6428)
- 1-BLADE ASSEM ---- 6F6428
- 2-SCREW ---- 3F4975

- 2-FITTING ---- 3B8489
- 1- PLATE (NAME) 3F5854
- 1- PLATE (SER. NO.) 4F2139
- 6-DRIVE SCREW. 4B4159
- 1-HITCH ---- 4F7714

- 3F4612-SOCKET ---- 2
(PART OF ASSEM 6F6428)
- 3F4956-SHIM ---- 10
- 4B1254-SCREW ---- 4

- 3F4854-KNOB ---- 2
- 6F3908-HANDLE ---- 2
(1 OF EACH IN EACH BRACE ASSEM)
- 3F4997-BRACE ASSEM ---- 2
- OR-
- 6F1701-BRACE ASSEM ---- 2
- 4F5968-NUT ---- 2
(1 IN EACH ASSEM. 3F4997)
- OR-
- 6F1700-NUT ---- 2
(1 IN EACH ASSEM. 6F1701)
- 3B8489-FITTING ---- 2
- 5F7993-PIN (6 1/8" LONG) ---- 2
- 5F7994-PIN (3 1/2" LONG) ---- 2
- 3B4626-COTTER PIN ---- 2
- 4F3027-BRACKET ---- 4
(PART OF ASSEM. 5F7991)
- 5F7991-ARM ASSEM (R.H.) 1
- 5F7986-PIVOT ---- 1
(PART OF ASSEM 5F7991)
- 3F5923-BEARING ---- 1
(PART OF ASSEM. 5F7991)
- 5F7598-SCREW ---- 2
- 1A3103-BOLT ---- 2
- 1B4207-NUT ---- 2
- 4F7713-BRACKET ---- 2
- 3F4938-REINFORCEMENT ---- 4
(PARTS OF ASSEM. 6F6428)
- 4B3604-SET SCREW ---- 1
- 1D5119-NUT ---- 1
- 4F7716-SHAFT ---- 1
- 3311-A-BOLT ---- 2
- 1B4207-NUT ---- 2
- 3B4512-LOCKWASHER ---- 2
- 1D4643-BOLT ---- 4
- 4F1204-NUT ---- 4
- 3B4516-LOCKWASHER ---- 4
- 3F4711-CAP ---- 2
- 3F5923-BEARING ---- 1
(PART OF ASSEM 5F7992)

- 4F3027-BRACKET ---- 4
(PART OF ASSEM 5F7992)
- 3F4971-PIN (6 1/8" LONG) ---- 4
- 4F255-PIN (3" LONG) ---- 4
- 3B4626-COTTER PIN ---- 4
- 1-ARM ASSEM (L.H.) 5F7992
- 1-PIVOT ---- 5F7986
(PART OF ASSEM 5F7992)

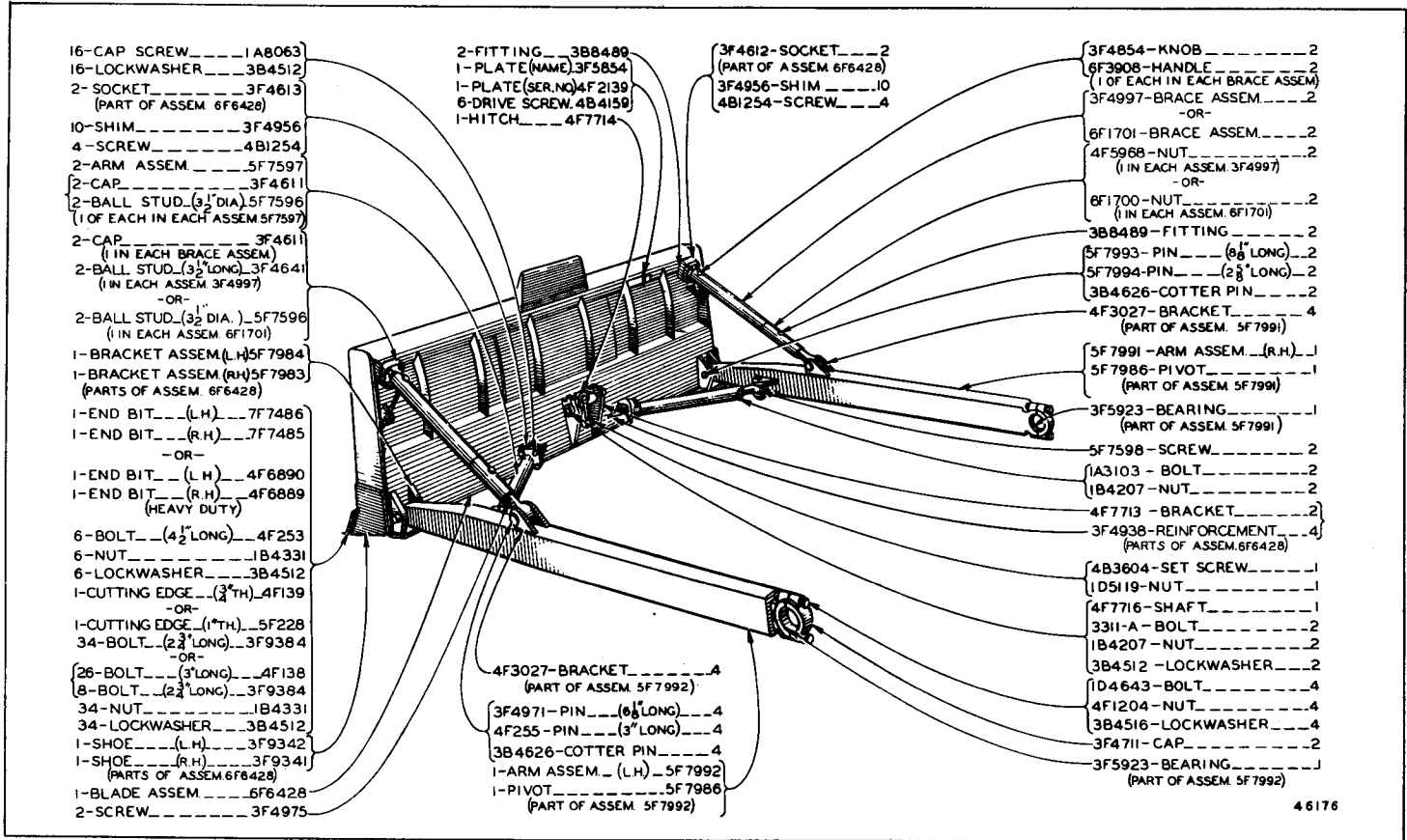


3F6328 BULLDOZER GROUP

(Blade, Push Arms, Braces)

No. 85 Bulldozer Serial No. 8A2307 to 8A2357 inclusive

ALWAYS GIVE SERIAL NUMBER WHEN ORDERING PARTS



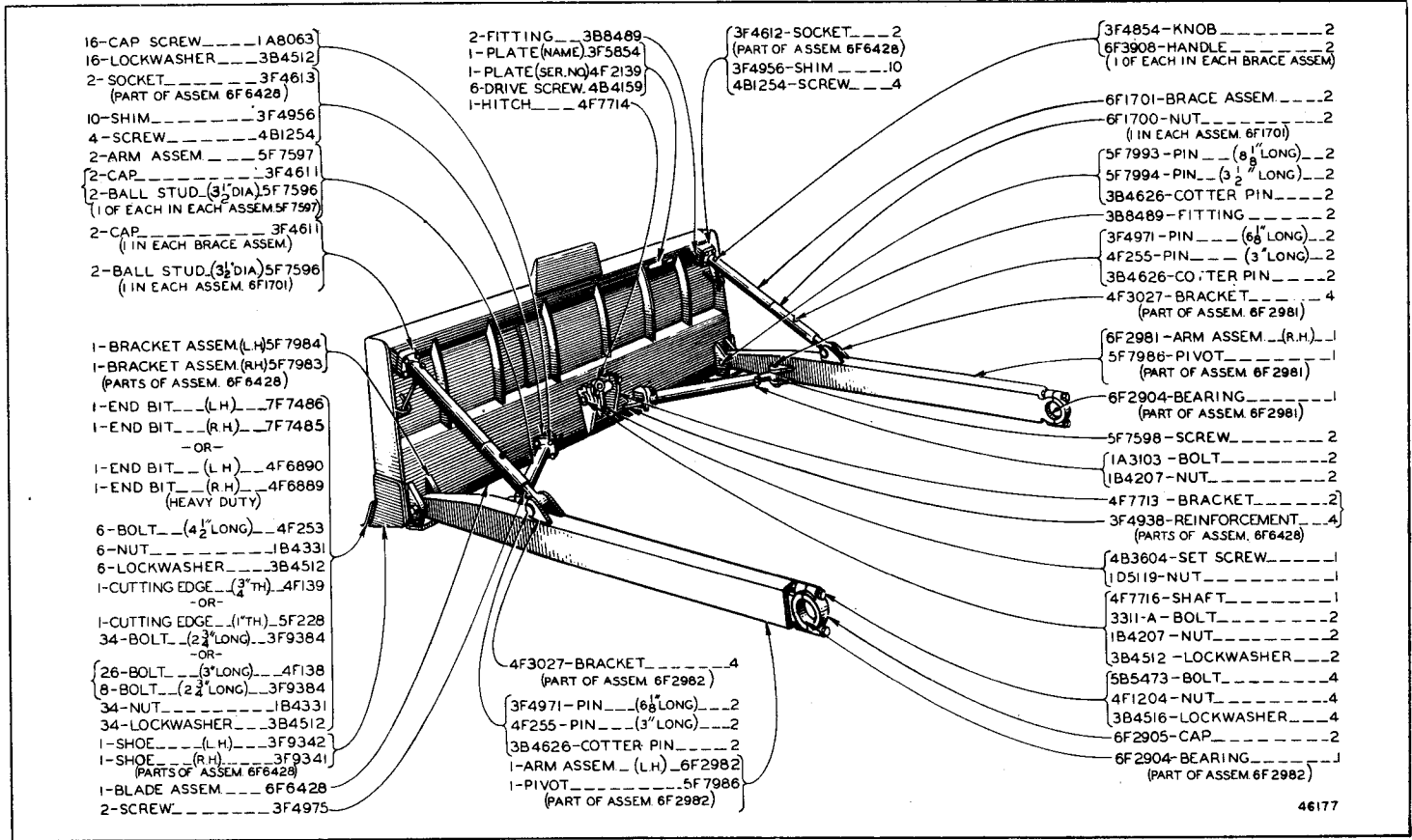
3F6328 BULLDOZER GROUP

(Blade, Push Arms, Braces)

No. 8S Bulldozer Serial No. 8A2358 to 8A2823, 8A2825, 8A2826, 8A2829 to 8A2858, 8A2860, 8A2864, 8A2871, 8A2872 and 8A2874 inclusive

46176

18 "CATERPILLAR" NO. 8A & NO. 8S BULLDOZER



3F6328 BULLDOZER GROUP

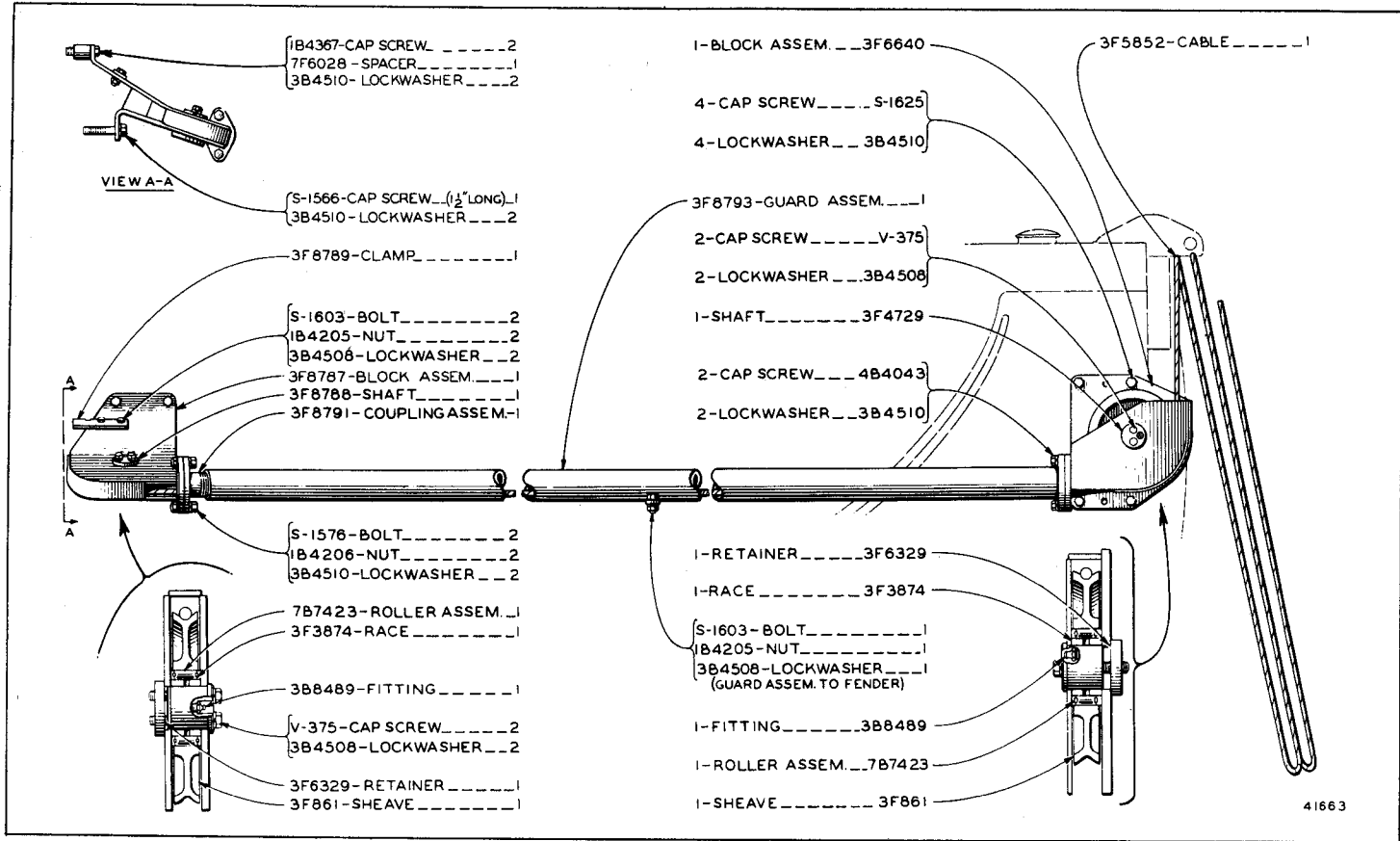
(Blade, Push Arms, Braces)

Effective with No. 8S Bulldozer Serial No. 8A2824, 8A2827, 8A2828, 8A2859, 8A2861 to 8A2863, 8A2865 to 8A2870, 8A2873 and 8A2875—Up

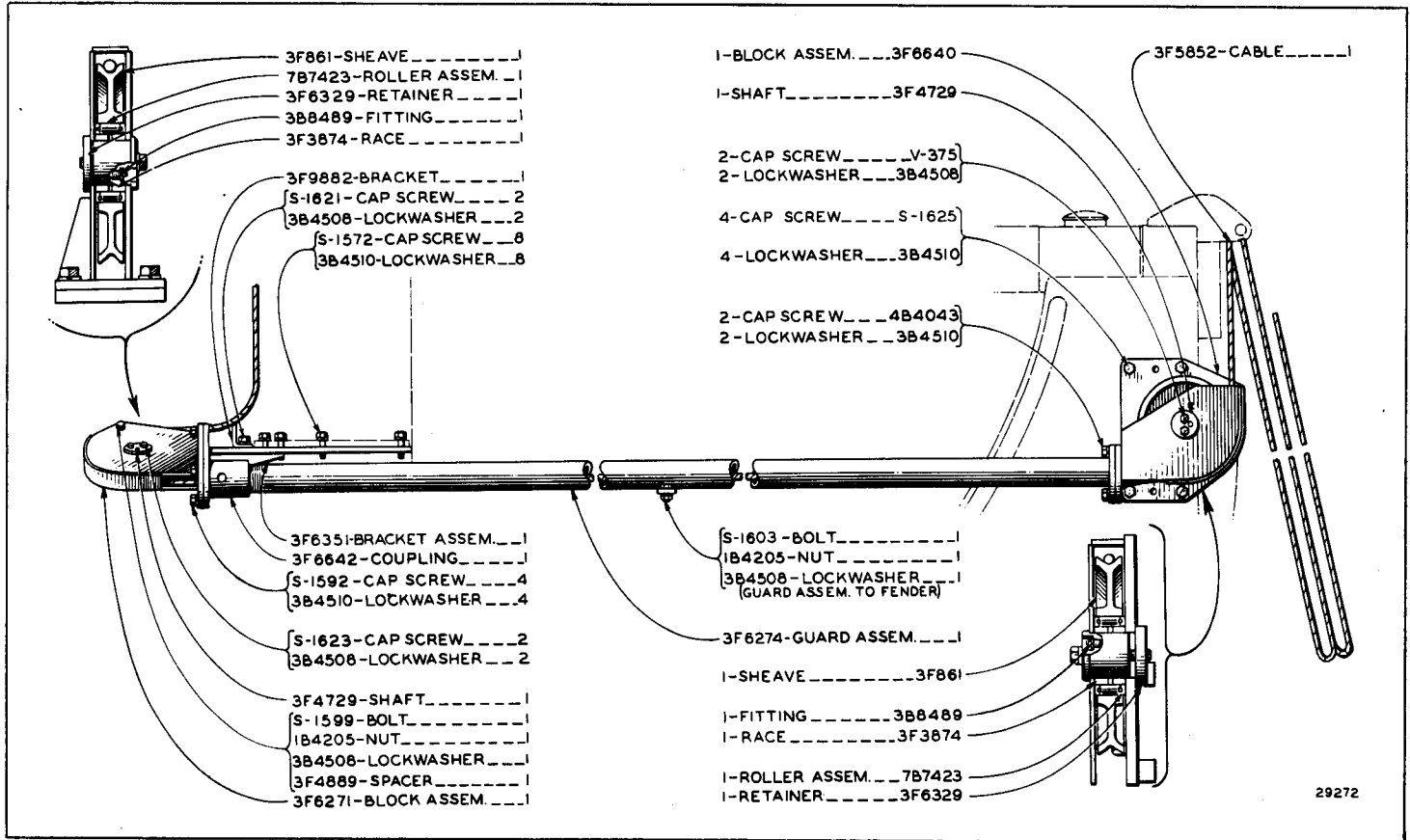
46177

ALWAYS GIVE SERIAL NUMBER WHEN ORDERING PARTS

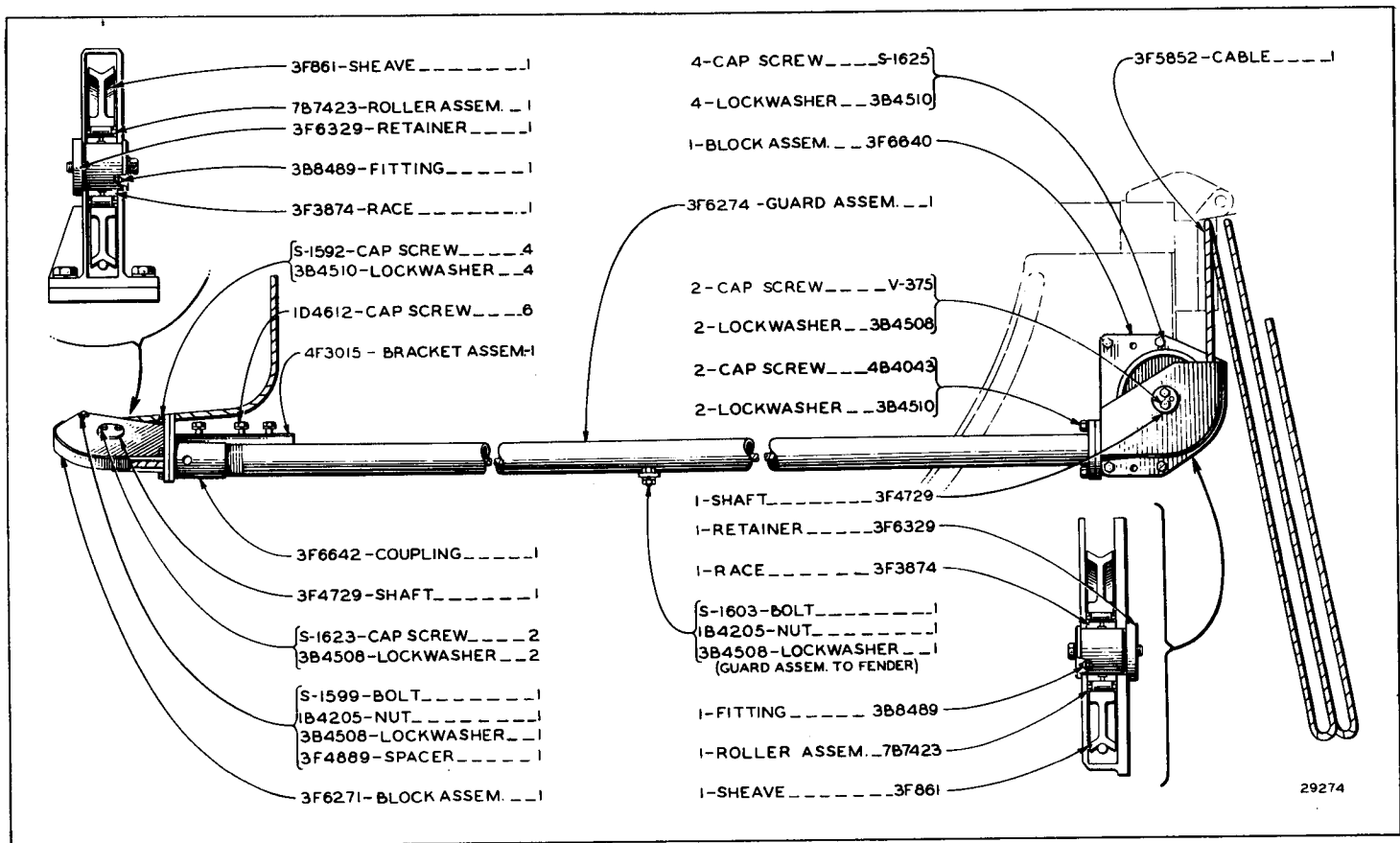
20 "CATERPILLAR" NO. 8A & NO. 8S BULLDOZER



3F9280 CABLE AND GUARD GROUP
 For use with No. 25 Cable Control

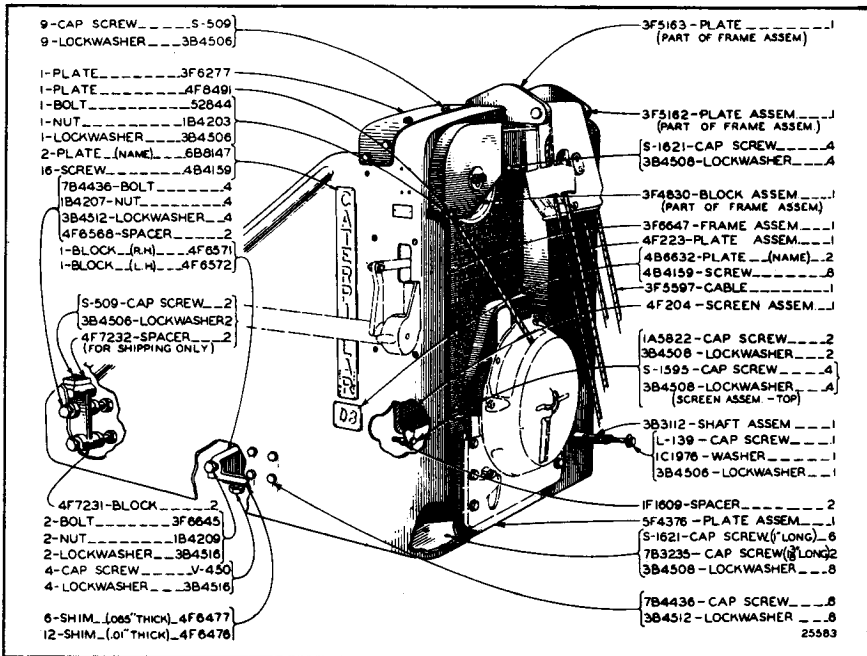


3F6700 CABLE AND GUARD GROUP
 For use with 9R Cable Control



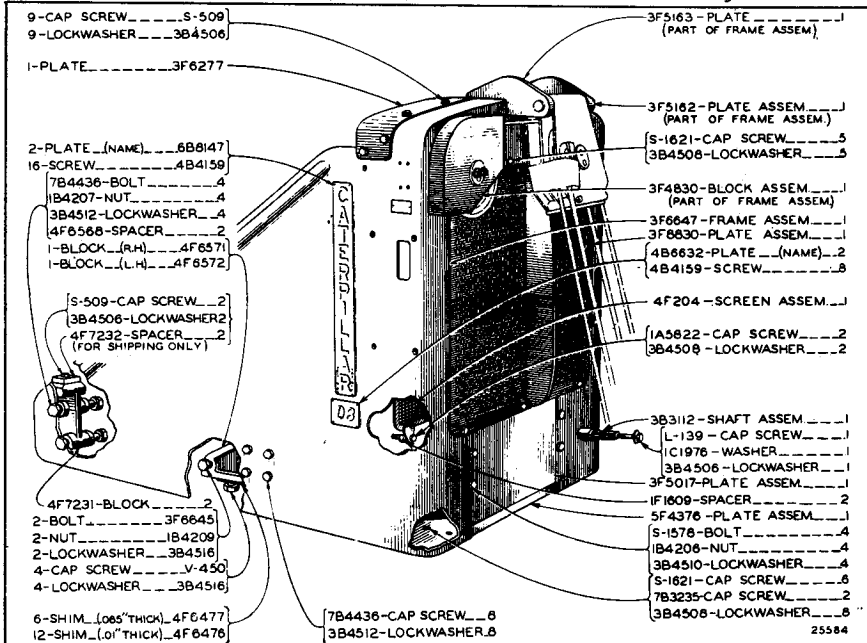
4F3021 CABLE AND GUARD GROUP
 For use with Model R Power Control Unit

ALWAYS GIVE SERIAL NUMBER WHEN ORDERING PARTS



4F6213 SHEAVE SUPPORT AND HEAVY DUTY RADIATOR GUARD GROUP

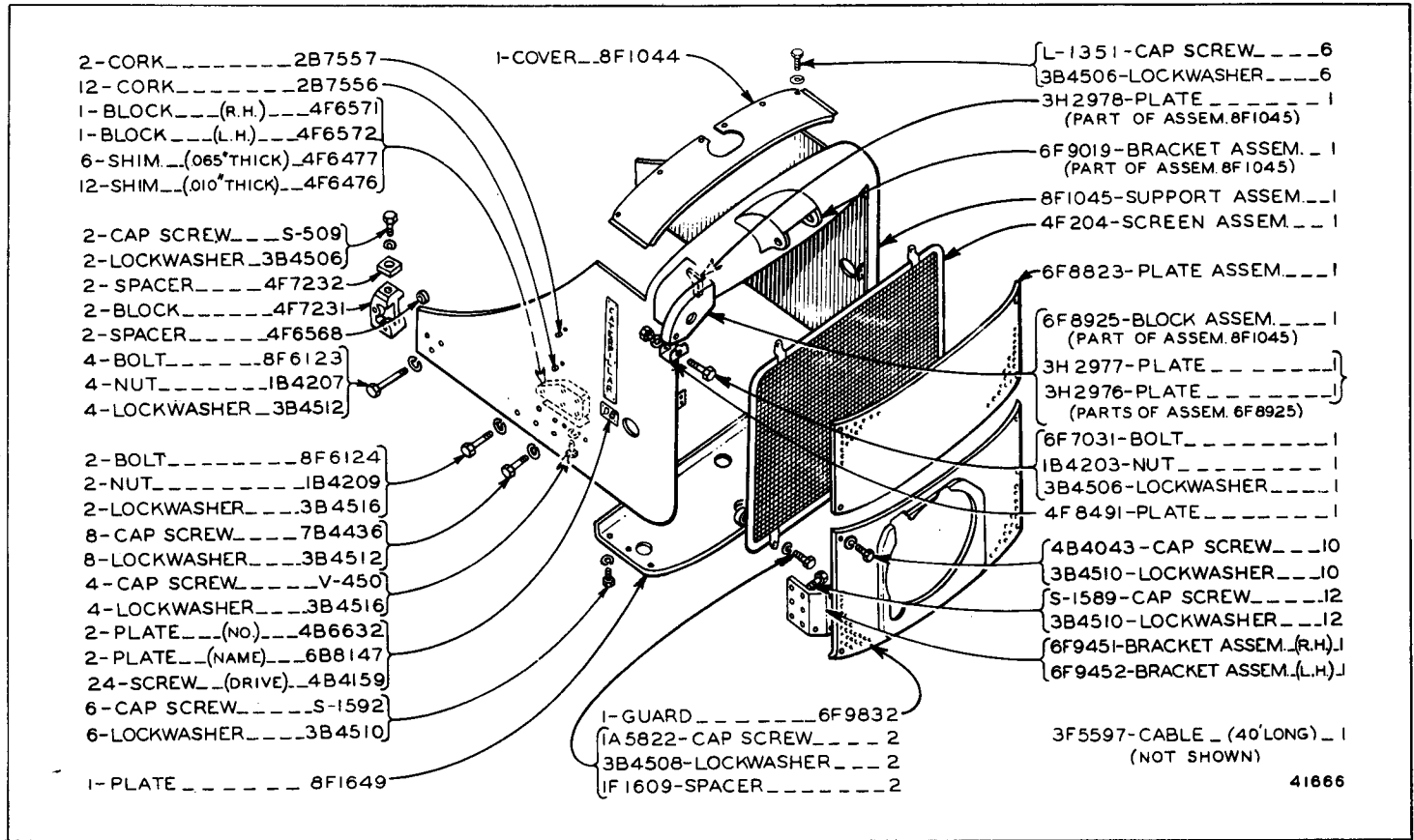
For use with No. 24 Cable Control on D8 Tractors having Serial No. 1H1 to 1H9999, 8R1 to 8R9999 and 2U1 to 2U9661 inclusive. Only Separate Parts Serviced. When Complete Group Is Required Order 8F1932 shown on Page 24



3F6648 SHEAVE SUPPORT AND HEAVY DUTY RADIATOR GUARD GROUP

For use with No. 25 Cable Control, 9R Cable Control and Model R Power Control Unit on D8 Tractors having Serial No. 1H1 to 1H9999, 8R1 to 8R9999 and 2U1 to 2U9661 inclusive. Only Separate Parts Serviced. When Complete Group Is Required Order 8F1046 shown on Page 25

ONLY "CATERPILLAR" PARTS GIVE "CATERPILLAR" PERFORMANCE



8F1932 SHEAVE SUPPORT GROUP

For use with No. 24 Cable Control

For use on D8 Tractors having Serial No. 1H1 to 1H9999, 8R1 to 8R9999 and 2U1 to 2U9661 inclusive

- 1-COVER _____ 8F1044
- 1-PLATE _____ 3H2978
(PART OF ASSEM. 8F1045)
- 1-BLOCK ASSEM. ___ 6F 8925
(PART OF ASSEM. 8F1045)
- {1-PLATE _____ 3H2977
- {1-PLATE _____ 3H2976
(PARTS OF ASSEM. 6F8925)
- 2-PLATE__(NAME)__ 6B8147
- 2-PLATE__(NO.)__ 4B6632
- 24-SCREW__(DRIVE)__ 4B4159
- 2-CAP SCREW _____ S-509
- 2-LOCKWASHER _____ 3B4506
- 2-SPACER _____ 4F7232
- 2-BLOCK _____ 4F7231
- 2-SPACER _____ 4F6568
- 4-BOLT _____ 8F6123
- 4-NUT _____ 1B4207
- 4-LOCKWASHER _____ 3B4512
- 2-CORK _____ 2B7557
- 16-CORK _____ 2B7556
- 2-BOLT _____ 8F6124
- 2-NUT _____ 1B4209
- 2-LOCKWASHER _____ 3B4516
- 6-SHIM__(.065"THICK) 4F6477
- 12-SHIM__(.010"THICK) 4F6476
- 8-CAP SCREW _____ 7B4436
- 8-LOCKWASHER _____ 3B4512
- 1-BLOCK__(R.H.)___ 4F6571
- 1-BLOCK__(L.H.)___ 4F6572
- 4-CAP SCREW _____ V-450
- 4-LOCKWASHER _____ 3B4516
- 1-PLATE _____ 8F1649

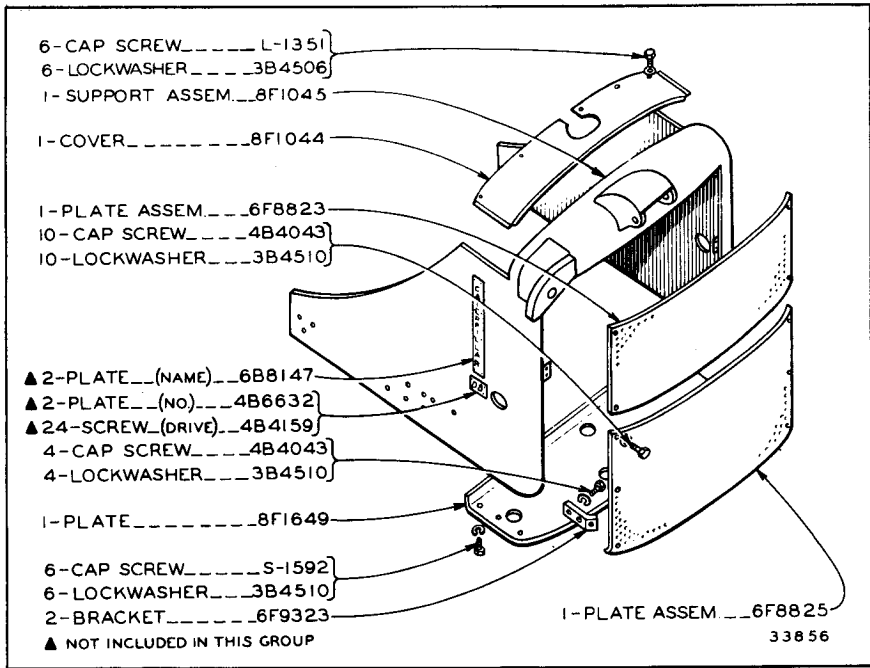
- {L-1351-CAP SCREW _____ 6
- {3B4506-LOCKWASHER _____ 6
- 6F9019-BRACKET ASSEM. ___ 1
(PART OF ASSEM. 8F1045)
- 8F1045-SUPPORT ASSEM. ___ 1
- 4F204-SCREEN ASSEM. ___ 1
- 6F8823-PLATE ASSEM. ___ 1
- 6F8825-PLATE ASSEM. ___ 1
- {4B4043-CAP SCREW _____ 14
- {3B4510-LOCKWASHER _____ 14
- {1A5822-CAP SCREW _____ 2
- {3B4508-LOCKWASHER _____ 2
- {1F1609-SPACER _____ 2
- 6F9323-BRACKET _____ 2

- {S-1595-CAP SCREW _____ 6
- {3B4510-LOCKWASHER _____ 6

41665

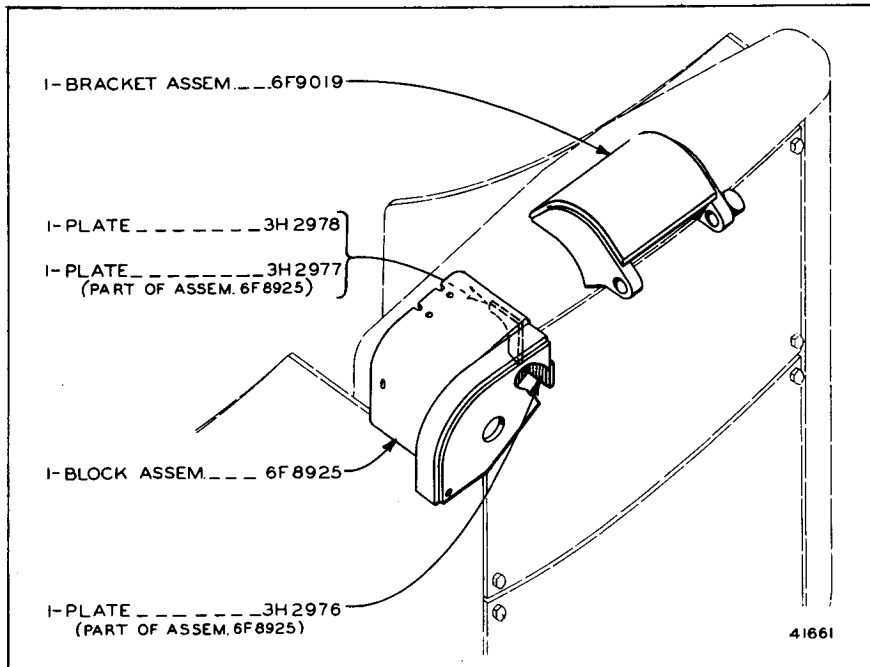
8F1046 SHEAVE SUPPORT GROUP

For use with No. 25 Cable Control, 9R Cable Control and Model R Power Control Unit
 For use on D8 Tractors having Serial No. 1H1 to 1H9999, 8R1 to 8R9999 and 2U1 to 2U9661 inclusive



8F1933 SHEAVE SUPPORT GROUP

Field Replacement for 3F6647 Frame Assembly
 For use on D8 Tractors having Serial No. 1H1 to 1H9999,
 8R1 to 8R9999 and 2U1 to 2U9661 inclusive



6F9042 SHEAVE BRACKET GROUP

For use on D8 Tractors having Serial No. 2U9662 to 2U23537 inclusive

ALWAYS GIVE SERIAL NUMBER WHEN ORDERING PARTS



PROTECT YOUR INVESTMENT WITH GENUINE CATERPILLAR PARTS

You buy Caterpillar equipment because of its ability to produce. You can *keep* that ability throughout the long life of the machine, by insisting on genuine Caterpillar parts when you make repairs.

Get genuine Caterpillar parts from your Caterpillar Dealer.

Proteja su inversión usando requestos genuinos Caterpillar

Usted compra equipo Caterpillar porque confía en la capacidad productiva de estas máquinas. Usted puede conservar esa capacidad productiva en toda la larga duración de la máquina, insistiendo que usen sólo repuestos genuinos Caterpillar cuando hagan composuras en su máquina.

Obtenga repuestos genuinos Caterpillar de su Distribuidor Caterpillar.

Proteja o capital investido em sua máquina usando genuínas peças Caterpillar

Você compra equipamento Caterpillar devido à sua capacidade de produção. Você pode *conservar* esta capacidade de produção por toda a vida da máquina usando peças Caterpillar genuínas quando ela precisar de conserto.

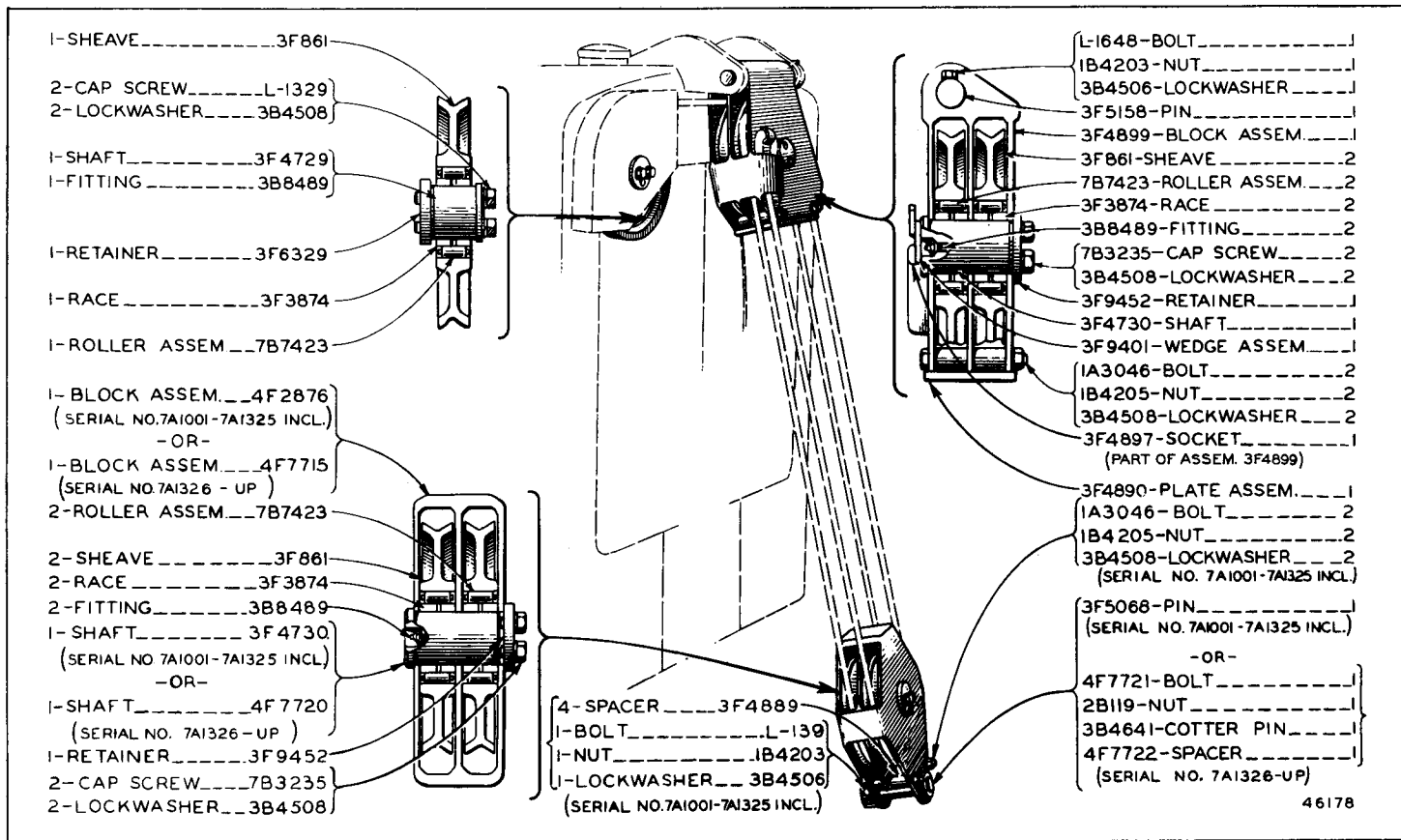
O distribuidor Caterpillar possui genuínas peças Caterpillar.

Protégez vos investissements en matériel Exigez des pièces Caterpillar d'origine

Vous avez acheté du matériel Caterpillar parce que vous connaissiez son rendement et son endurance. Vous en retirerez complète satisfaction pendant de nombreuses années en n'utilisant que des pièces Caterpillar d'origine pour vos réparations.

Vous pouvez vous procurer les pièces Caterpillar chez tous les concessionnaires de la marque.

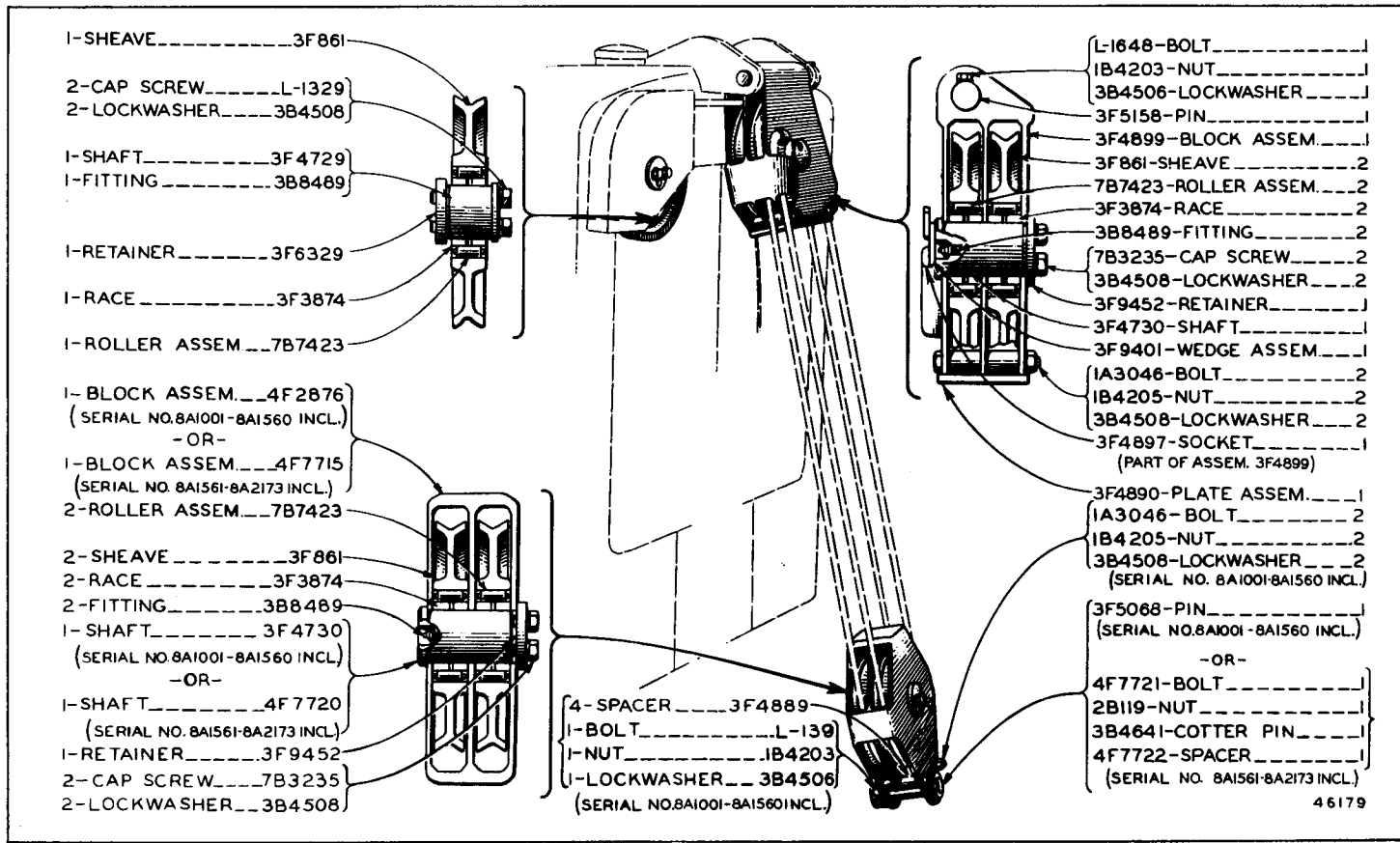
SPECIFY GENUINE CATERPILLAR PARTS



4F3519 SHEAVE GROUP

No. 8A Bulldozer Serial No. 7A1001 to 7A1789 inclusive

Only Separate Parts Serviced. When Complete Group Is Required Order 5F4442 Sheave Group shown on Page 30



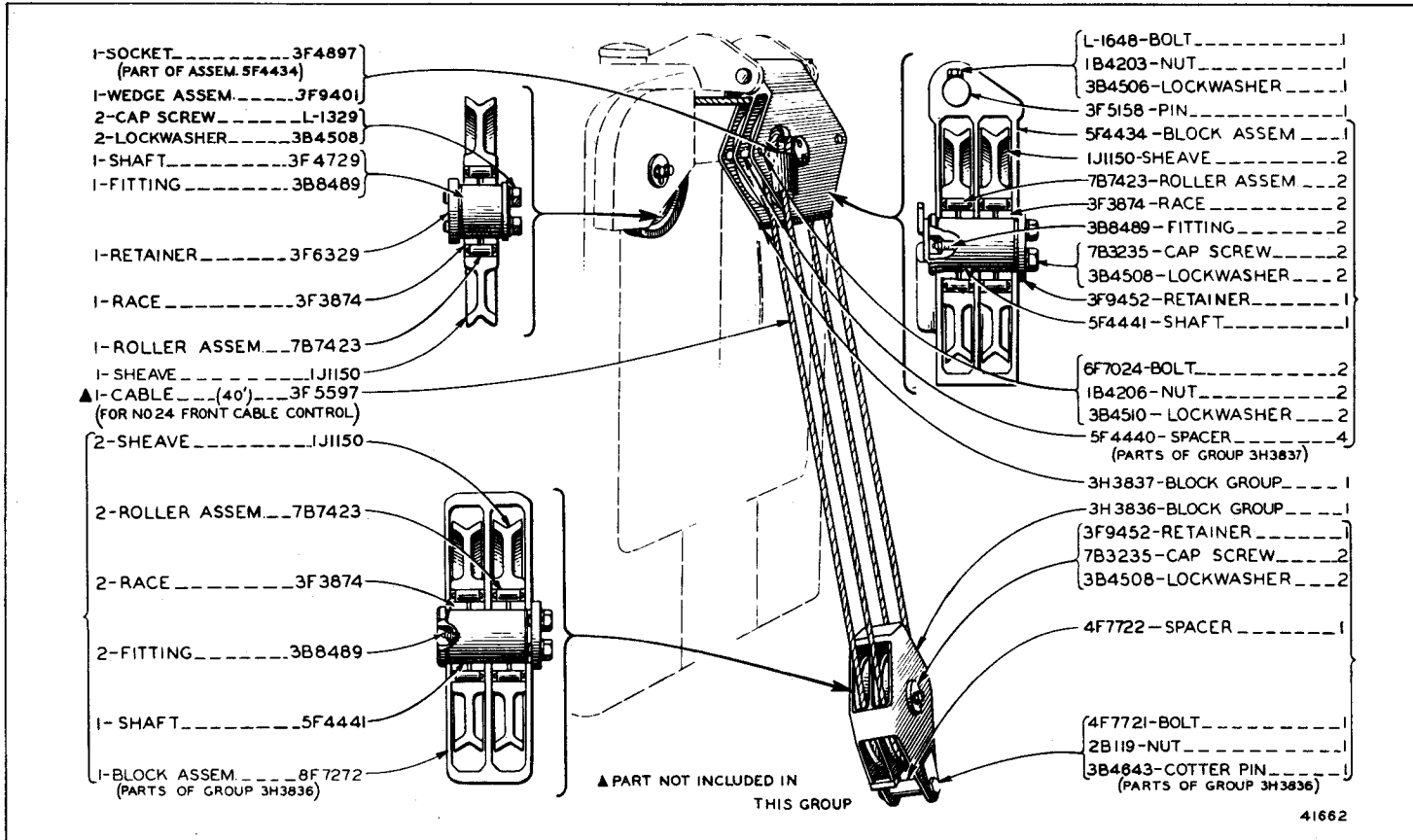
4F3519 SHEAVE GROUP

No. 85 Bulldozer Serial No. 8A1001 to 8A2173 inclusive

Only Separate Parts Serviced. When Complete Group is Required Order 5F4442 Sheave Group shown on Page 30

ALWAYS GIVE SERIAL NUMBER WHEN ORDERING PARTS

30 "CATERPILLAR" NO. 8A & NO. 85 BULLDOZER



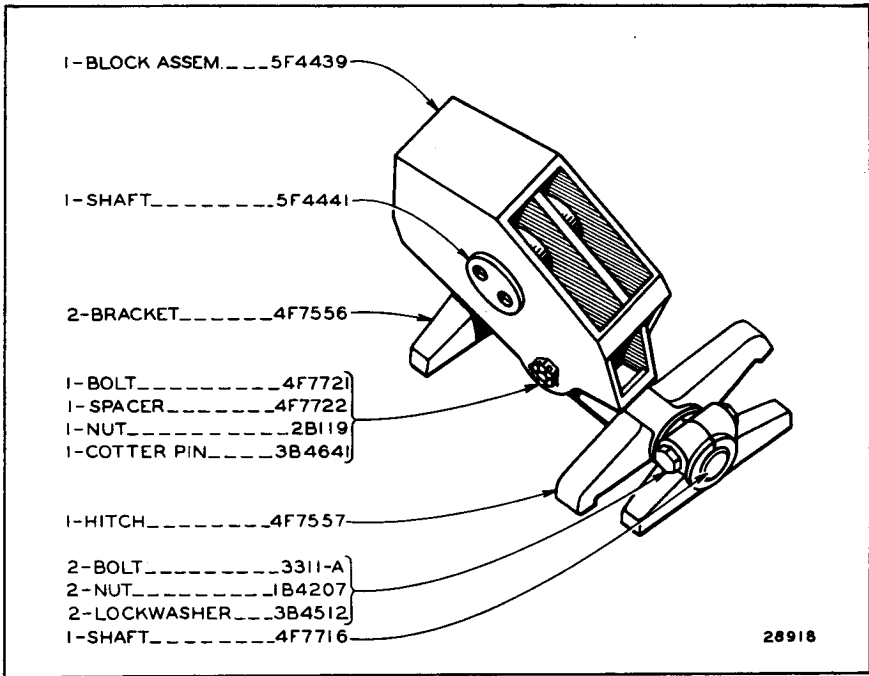
- 1-SOCKET 3F4897
(PART OF ASSEM. 5F4434)
- 1-WEDGE ASSEM. 3F9401
- 2-CAP SCREW L-1329
- 2-LOCKWASHER 3B4508
- 1-SHAFT 3F4729
- 1-FITTING 3B8489
- 1-RETAINER 3F6329
- 1-RACE 3F3874
- 1-ROLLER ASSEM. 7B7423
- 1-SHEAVE 1J1150
- ▲ 1-CABLE (40') 3F5597
(FOR NO24 FRONT CABLE CONTROL)
- 2-SHEAVE 1J1150
- 2-ROLLER ASSEM. 7B7423
- 2-RACE 3F3874
- 2-FITTING 3B8489
- 1-SHAFT 5F4441
- 1-BLOCK ASSEM. 8F7272
(PARTS OF GROUP 3H3836)

- L-1648-BOLT 1
- 1B4203-NUT 1
- 3B4506-LOCKWASHER 1
- 3F5158-PIN 1
- 5F4434-BLOCK ASSEM. 1
- 1J1150-SHEAVE 2
- 7B7423-ROLLER ASSEM. 2
- 3F3874-RACE 2
- 3B8489-FITTING 2
- 7B3235-CAP SCREW 2
- 3B4508-LOCKWASHER 2
- 3F9452-RETAINER 1
- 5F4441-SHAFT 1
- 6F7024-BOLT 2
- 1B4206-NUT 2
- 3B4510-LOCKWASHER 2
- 5F4440-SPACER 4
(PARTS OF GROUP 3H3837)
- 3H3837-BLOCK GROUP 1
- 3H3836-BLOCK GROUP 1
- 3F9452-RETAINER 1
- 7B3235-CAP SCREW 2
- 3B4508-LOCKWASHER 2
- 4F7722-SPACER 1
- 4F7721-BOLT 1
- 2B119-NUT 1
- 3B4643-COTTER PIN 1
(PARTS OF GROUP 3H3836)

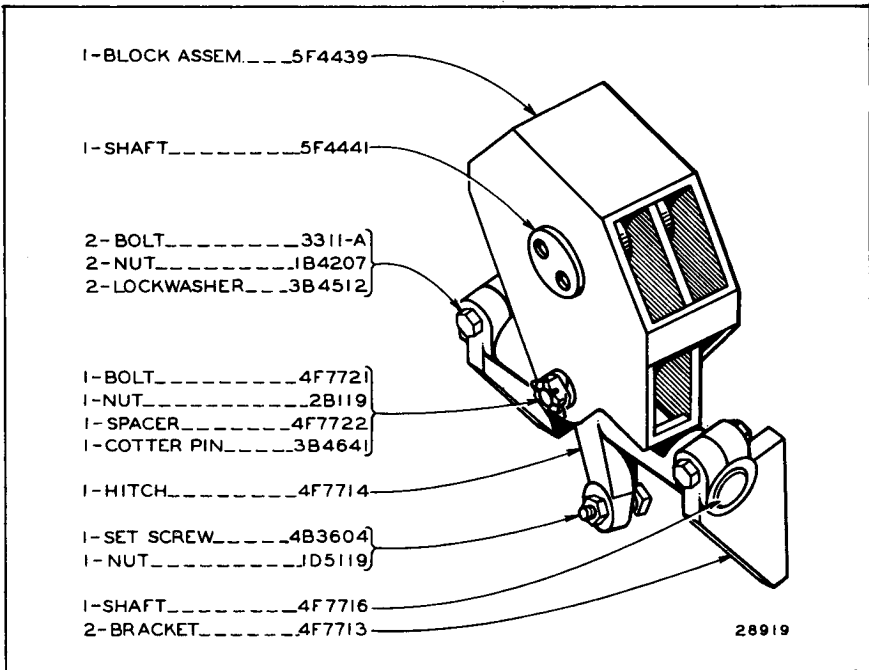
5F4442 SHEAVE GROUP

Effective with No. 8A Bulldozer Serial No. 7A1790 and No. 85 Bulldozer Serial No. 8A2174

41662

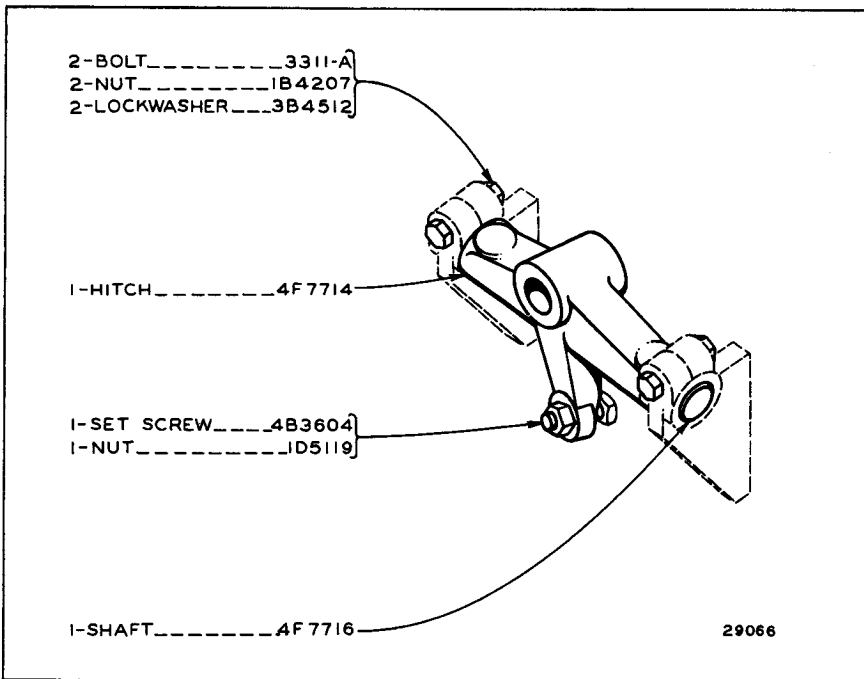


5F3998 LOWER SHEAVE BLOCK GROUP—Field Changeover
No. 8A Bulldozer Serial No. 7A1001 to 7A1325 inclusive
For use with 3F5398 C-Frame Assembly

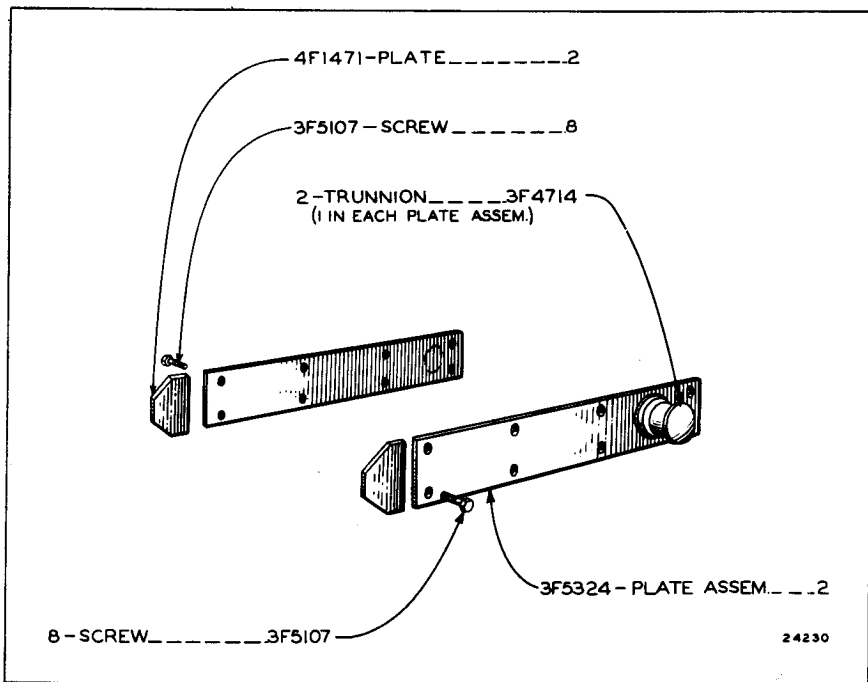


5F3997 LOWER SHEAVE BLOCK GROUP—Field Changeover
No. 8S Bulldozer Serial No. 8A1001 to 8A1559 inclusive
For use with 3F6181 Blade Assembly

ONLY "CATERPILLAR" PARTS GIVE "CATERPILLAR" PERFORMANCE



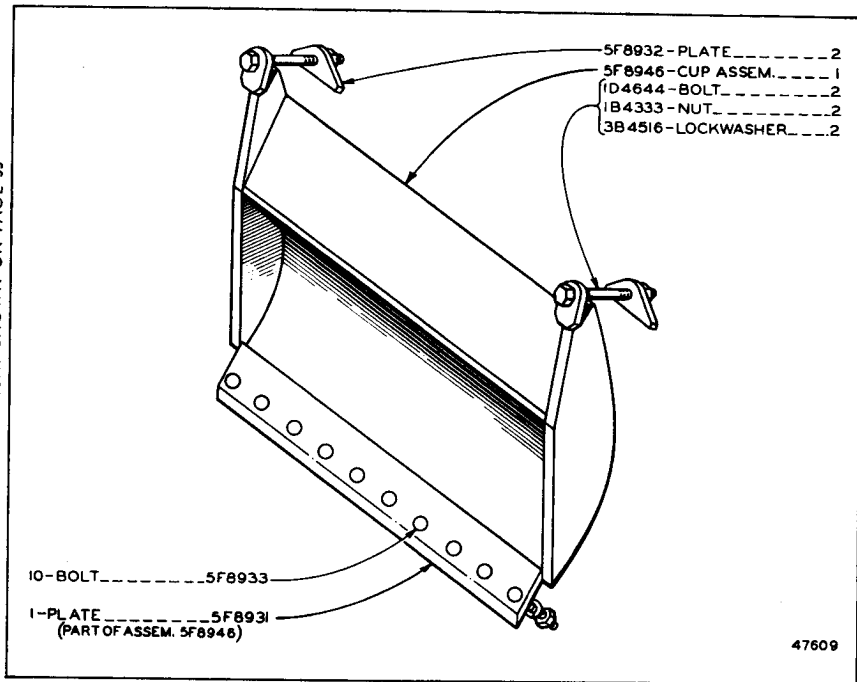
8F8905 SHEAVE HITCH GROUP



4F6219 TRUNNION GROUP

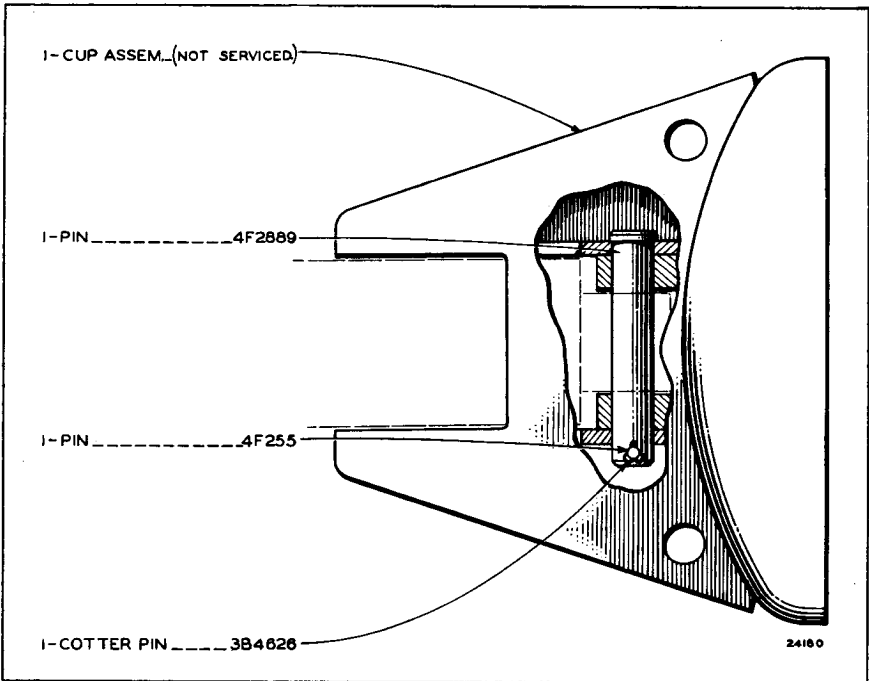
ALWAYS GIVE SERIAL NUMBER WHEN ORDERING PARTS

NO. 8A & NO. 85 BULLDOZER—CABLE CONTROLLED—PARTS CATALOG—
FORM 32256—INSERT BETWEEN PAGES 32 & 33 AND CROSS OUT
ILLUSTRATION 28917 SHOWN ON PAGE 33

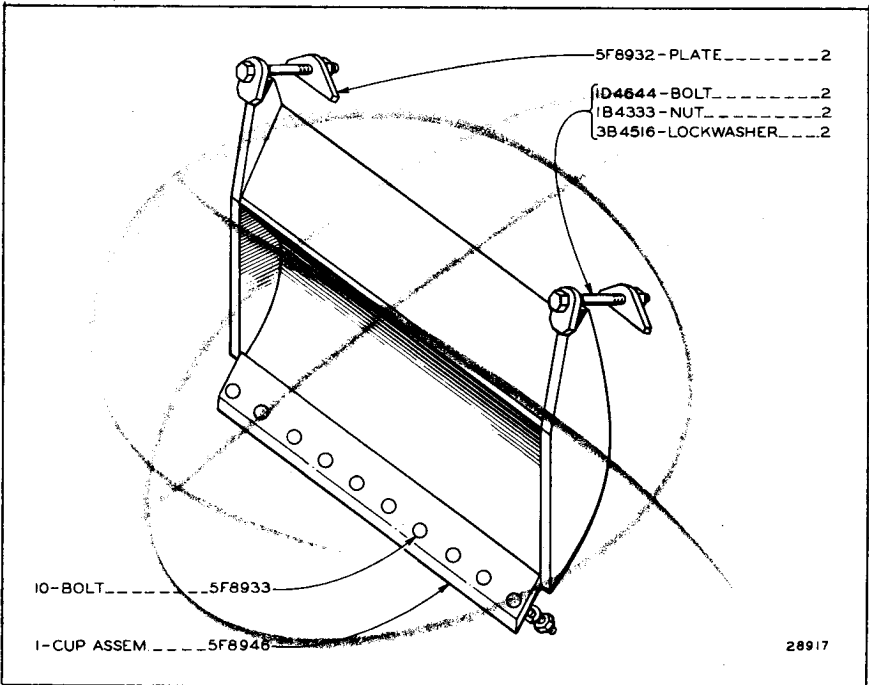


5F8947 PUSH CUP GROUP

Effective with No. 85 Bulldozer Serial No. 8A1001

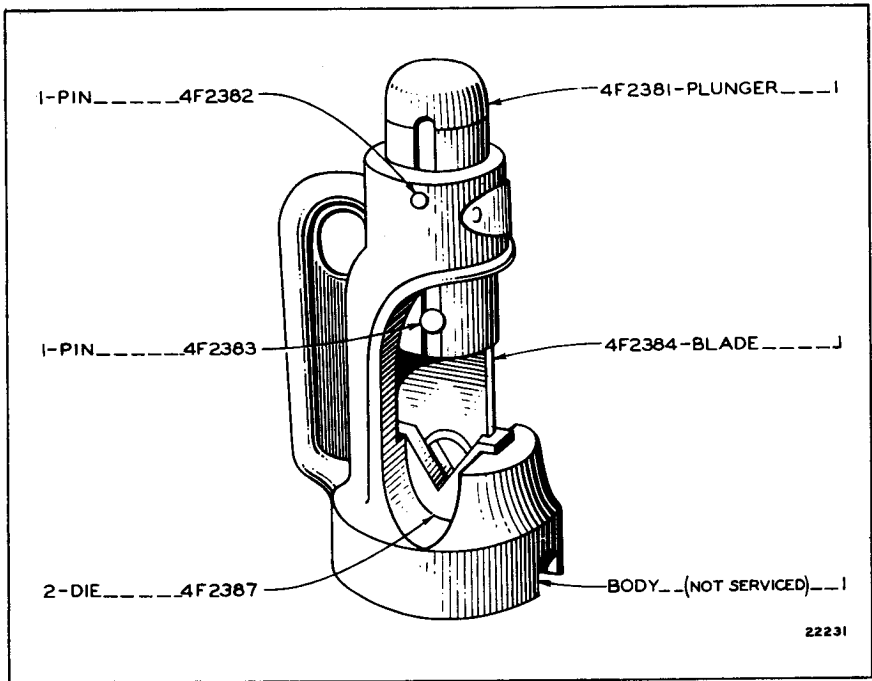


4F2896 PUSH CUP GROUP
 Effective with No. 8A Bulldozer Serial No. 7A1001



5F8947 PUSH CUP GROUP
 Effective with No. 85 Bulldozer Serial No. 8A1001

ONLY "CATERPILLAR" PARTS GIVE "CATERPILLAR" PERFORMANCE



8B7403 CABLE CUTTER

ALWAYS GIVE SERIAL NUMBER WHEN ORDERING PARTS

MEMORANDA

ONLY "CATERPILLAR" PARTS GIVE "CATERPILLAR" PERFORMANCE

MEMORANDA

ALWAYS GIVE SERIAL NUMBER WHEN ORDERING PARTS

MEMORANDA

ONLY "CATERPILLAR" PARTS GIVE "CATERPILLAR" PERFORMANCE

NUMERICAL PARTS INDEX

PART NO.	PAGE NO.	PART NO.	PAGE NO.	PART NO.	PAGE NO.	PART NO.	PAGE NO.
3H3836	30						
3H3837	30						
1J1150	30						

SPECIFICATIONS

(SUBJECT TO CHANGE WITHOUT NOTICE)

	No. 8A	No. 8S
Weight, shipping (approximate) in pounds		
Equipped for use with front cable control	6010	5370
Equipped for use with rear cable control	6280	5610
Maximum Usable Track Shoe Width	24"	24"

CABLE

Size	1/2"	1/2"
Length, for use with:		
Front cable control	40'	40'
Rear cable control	60'	60'

BLADE

Length	13'-4"	11'-3 1/2"
Height	38 3/4"	45 1/2"
Maximum lift above ground (Blade straight)	53"	50 1/2"
Maximum blade pitch adjustment		10°
Maximum blade tilting adjustment	12"	12"

MACHINE SERIAL NUMBER PLATE LOCATION

Serial number plate is located on the right-hand side of the rear face of the moldboard.

NO. 44 & 45. 75 MILLER - CABLE CONTROLLED - TAHOE & CARBON SERIES

32256

FORM

PRINTED IN U.S.A.

CATERPILLAR
MIL. U. S. PAT. OFF.