

PARTS BOOK

*Bill
Stop*

FORM 33684
REPLACES
FORM 32585

Master Copy

739-30652-4

CATERPILLAR NO. 6A & NO. 6S BULLDOZER

SERIAL NUMBERS

15C5001-UP

16C5001-UP

15C1 TO 15C5000

16C1 TO 16C5000

85C1-UP

Caterpillar Tractor Co., General Offices, Peoria, Illinois. • Caterpillar Americas Co., Peoria, Illinois. • Caterpillar Overseas S.A., Geneva. • Caterpillar of Australia Pty. Ltd., Melbourne. • Caterpillar Brasil S.A., São Paulo. • Caterpillar Tractor Co. Ltd., Glasgow. • Caterpillar of Canada Ltd., Toronto. • Caterpillar France S.A., Grenoble. • Caterpillar (Africa) (Pty.) Ltd., Johannesburg. • Caterpillar Mexicana S.A. de C.V., Monterrey.

NO. 6A & NO. 6S BULLDOZER

HOW TO ORDER PARTS

Please be sure to furnish the quantity, part number and name of each part wanted. It is also important to give the serial number of the machine for which the parts are intended. Location of serial number plates may be determined by referring to the "Specifications" page of this parts book. It is suggested that you write the serial number of your machine in this space so that it will be readily available when you need it.

THIS PARTS BOOK FOR
MACHINE SERIAL NUMBER

.....

To insure prompt delivery, please don't overlook furnishing the correct name of the consignee, also the street address, town, county and state to which the parts are to be shipped, and indicate whether shipment is to be made by freight, express, parcel post or by other means.

WHERE TO ORDER PARTS

Caterpillar dealers maintain over 400 stores in the United States, and similar establishments are located strategically in nearly all countries throughout the world. These organizations are backed by the extensive facilities and resources of Caterpillar Tractor Co.

Dealer personnel are factory trained in the stocking and issuing of parts, and large stocks are constantly maintained to insure prompt service. Contact your nearest Caterpillar dealer to make sure that he has your name and address, the correct serial number of your machine, and an accurate list of accessories and attachments. This record will facilitate the issuance of parts when you need them in a hurry.

WHAT THE CATERPILLAR DEALER CAN DO FOR YOU

Caterpillar dealers are in the business of making it economical and profitable for you to own and operate Caterpillar machinery. They are in constant touch with the factory for new developments in repair and maintenance methods, operating procedures, and parts requirements. Their parts stocks are active and up-to-date, including all parts normally required to protect your investment in Caterpillar machinery.

Nearly all Caterpillar dealers offer 24-hour emergency service. For quick reference, write the name and address of the local dealer on your desk pad or the front of your phone book.

ONLY CATERPILLAR PARTS GIVE CATERPILLAR PERFORMANCE

The same quality and craftsmanship that has made Caterpillar products famous throughout the world is built into all Caterpillar replacement parts.

REVISION PUBLISHED APRIL 1964

FRANCAIS

COMMENT FAIRE UNE COMMANDE DE PIÈCES DE RECHANGE. Avant tout, soyez certain de fournir correctement la quantité, le numéro et le nom de chaque pièce désirée. Il est important encore d'indiquer le numéro de série de la machine pour laquelle les pièces sont destinées. L'endroit de la plaque au numéro de série peut être trouvé en étudiant la page des "Spécifications" de ce catalogue de pièces de rechange. Nous recommandons que vous inscrivez de numéro de série de votre machine dans l'espace réservé à cet effet à la page 1 de ce catalogue de pièces de rechange. Ainsi vous ne manquerez pas de le trouver aussitôt que vous en aurez besoin.

Afin d'assurer prompte livraison, ne manquez pas d'indiquer le nom correct du destinataire, son adresse, la rue, la ville, le département, le pays où les pièces en question devront être envoyées, tout en indiquant aussi comment la livraison devra être effectuée: par fret, exprès, colis postal ou par d'autres moyens.

OU COMMANDER LES PIÈCES DE RECHANGE. Les agences de distribution CATERPILLAR comprennent plus de 400 magasins aux Etats-Unis et des établissements similaires sont situés stratégiquement dans la plupart des pays du monde entier. Ces établissements ont l'appui des facilités et ressources extensives de la CATERPILLAR Tractor Co.

Le personnel de vente a reçu son training à l'usine pour ce qui regarde les stocks et la distribution des pièces de rechange et de vastes stocks sont constamment maintenus à jour pour assurer un service prompt. Mettez-vous en rapport avec l'agent CATERPILLAR le plus près de chez vous pour être sûr qu'il a votre nom et adresse, le numéro de série correct de votre machine et une liste précise des accessoires et pièces d'attache. Ce dossier facilitera la livraison de pièces de rechange quand vous en aurez besoin d'urgence.

CE QUE L'AGENT-DISTRIBUTEUR CATERPILLAR PEUT FAIRE POUR VOUS. Les agents-distributeurs CATERPILLAR sont dans les affaires pour rendre économiques et lucratives pour vous et la possession et l'opération des machines CATERPILLAR. Ils sont constamment en contact avec l'usine, afin d'être au courant de nouveaux développements dans les méthodes de réparations et d'entretien, les procédés d'opération, ainsi que pour leurs besoins de pièces de rechange. Leurs stocks de pièces de remplacement sont actifs et au jour, y-inclus toutes les pièces normalement nécessaires pour protéger vos fonds engagés dans les machines CATERPILLAR.

La plupart des agents CATERPILLAR vous offrent un service d'urgence de 24 heures. Afin d'obtenir des renseignements sans délai, soyez certain d'avoir le nom et l'adresse de votre agent sur place dans un carnet sur votre bureau ou à la première page de votre annuaire de téléphone.

SEULES LES PIÈCES DE RECHANGE CATERPILLAR VOUS DONNENT LA PRODUCTION CATERPILLAR. La même qualité et la main-d'oeuvre qui ont rendu fameux dans le monde entier les produits CATERPILLAR, sont construits dans toutes les pièces de rechange CATERPILLAR.

ITALIANO

MODO DI ORDINARE PEZZI. Si prega di essere sicuri d'indicare la quantità, il numero ed il nome di ogni pezzo desiderato. Ed è altresì importante riferire il numero di serie della macchina per la quale sono destinati i pezzi. Il collocamento delle placche contenenti i numeri di serie si può determinare col riferire alla pagina di specificazioni in questo catalogo di pezzi. Si suggerisce di scrivere il numero di serie della vostra macchina nello spazio provvisto a questo scopo sulla prima pagina di questo catalogo di pezzi.

Per assicurare pronta consegna, si prega di non mancare di fornire il nome del consegnatario correttamente scritto, come pure l'indirizzo, cioè la strada, città, contea e lo stato dove saranno spediti i pezzi, indicando se la spedizione sarà fatta per carico, espresso, pacco postale o per altro mezzo.

DOVE SI ORDINANO PEZZI. I rivenditori CATERPILLAR mantengono più di 400 magazzini negli Stati Uniti, e simili stabilimenti si trovano convenientemente collocati in quasi tutti i paesi del mondo. Questi stabilimenti godono l'appoggio delle estese facilitazioni e forti risorse della ditta CATERPILLAR Tractor Co.

Il personale rivenditore viene istruito, alla fabbrica, nel mantenimento degli assortimenti e rilascio dei pezzi, e si mantengono assortimenti grossi per assicurare pronta consegna. Mettetevi in comunicazione col rivenditore e mantenuti al corrente, compresi tutti i pezzi che normalmente sono necessari per proteggere il vostro capitale di serie della vostra macchina ed una lista accurata di accessori ed attachi. Così si rende più facile il rilascio di pezzi quando ne avrete di bisogno in fretta.

CIÒ CHE PUÒ FARE PER VOI IL RIVENDITORE CATERPILLAR. I rivenditori CATERPILLAR sono lì all'unico scopo di rendere economici e vantaggiosi per voi il possedere e manovrare macchinari CATERPILLAR. Egli sono costantemente in comunicazione colla fabbrica per essere al corrente delle nuove migliorie effettuate nei modi di riparazione e mantenimento, nei metodi d'operazione, e dello sviluppo in richiedimenti di pezzi. I loro assortimenti sono attivi e mantenuti al corrente, compresi tutti i pezzi che normalmente sono necessari per proteggere il vostro capitale di macchinari CATERPILLAR.

Quasi tutti i rivenditori CATERPILLAR offrono un servizio d'emergenza giorno e notte. Per riferimento istantaneo, appuntate il nome e l'indirizzo del vostro rivenditore locale sul taccuino della vostra scrivania o in avanti della vostra guida del telefono.

SOLTANTO I PEZZI CATERPILLAR DANNO RISULTATI DEGNI DELLA MARCA CATERPILLAR. La medesima qualità e lavorazione che hanno reso famosi i prodotti CATERPILLAR dappertutto il mondo si trovano in tutti i pezzi macchinari CATERPILLAR.

DEUTSCH

BESTELLUNGSANGABEN: Grundsätzlich ist bei jeder Bestellung die Ersatzteilnummer, die Ersatzteilbezeichnung und die Stückzahl anzugeben. Ausserdem muss unbedingt die Seriennummer der Maschine erscheinen, für welche die Teile bestellt werden. Die Lage des Seriennummerschiltes an der Maschine ist aus der Seite: „Technische Daten“ dieser Ersatzteilliste zu ersehen. Es empfiehlt sich deshalb, die Seriennummer Ihrer Maschine auf der Vorderseite dieser Ersatzteilliste in dem, hierfür vorgesehenen Raum einzutragen.

Eine schnelle Auslieferung von Bestellungen kann nur dann erfolgen, wenn der Name und die Empfangsadresse des Bestellers mit Hausnummer, Strasse, Stadt, Kreis und Land oder Kanton vollständig angegeben ist. Ausserdem sollte auf der Bestellung die gewünschte Versandart, wie z.B.: Paketpost, Bahnfracht, Spedition usw. angegeben werden.

BESTELLUNGS-AUFGABE: In allen Ländern der freien Welt werden Original Caterpillar Teile durch Caterpillar Händler geliefert, deren Ersatzteillager leicht erreichbar zu Ihrer Verfügung stehen. Diese Caterpillar Händler stehen in direkter Verbindung mit dem Hauptwerk der Caterpillar Tractor Co. und deren Ersatzteildepots.

Durch Werksschulung des Händlerpersonals in der Bearbeitung und Abfertigung von Ersatzteilbestellungen, sowie durch die dauernde Lagerhaltung grosser Ersatzteilbestände, wird Ihnen eine prompte Belieferung gewährleistet. Es empfiehlt sich, Ihrem Caterpillar Händler die genauen Seriennummern Ihrer Maschinen sowie deren Anbaugeräte aufzugeben, damit er seinen Lagerbestand entsprechend abstimmen kann.

CATERPILLAR KUNDENDIENST: Die Hauptaufgabe Ihres Caterpillar Händlers besteht im Kundendienst und in der Betreuung von Caterpillar Maschinen. Durch den engen Kontakt mit dem Hauptwerk ist er bezüglich neuer Wartungs- und Reparaturmethoden, Einsatzmöglichkeiten und Ersatzteilneuheiten immer auf dem Laufenden. Sein Kundendienst ist bestens dazu geeignet, Ihre Kapitalsanlage in Caterpillar Maschinen ertragreich zu gestalten.

Fast alle Caterpillar Händler unterhalten einen Nacht- und Feiertagsdienst für dringende Bedarfsfälle. Diese wichtige Rufnummer sollte deshalb unbedingt in Ihrem Telefon- oder Anschriftenverzeichnis an prominenter Stelle eingetragen sein.

NUR CATERPILLAR ORIGINALTEILE GEWÄHRLEISTEN DIE VOLLE LEISTUNGSKRAFT IHRER CATERPILLAR MASCHINEN! Jedes Caterpillar Originalersatzteil ist ein Qualitätserzeugnis von der gleichen Güte, die Caterpillar Maschinen in aller Welt berühmt gemacht hat.

ESPAÑOL

CÓMO DEBEN PEDIRSE LAS PIEZAS. Es preciso que se especifique la cantidad y se dé el número y el nombre de las piezas que se necesiten. Es también importante dar el número de la serie a que pertenece la máquina para la cual se piden las piezas. Para saber dónde están las placas con el número de la serie, consúltese la página de este catálogo de piezas en que se dan las "Especificaciones". Sería conveniente que insertara Ud. el número de la serie de su máquina en el espacio que se ha dejado para este objeto en la página uno de este catálogo; de esta manera lo tendrá siempre a la mano cuando la necesite.

Para que el despacho se efectúe con prontitud, es necesario que se dé el nombre correcto del consignatario, así como la dirección y los nombres de la ciudad y la provincia, departamento o estado a que han de enviarse las piezas. Debe especificarse, asimismo, si el despacho hay que hacerlo por flete, expreso, paquete postal u otro conducto.

DONDE PUEDEN CONSEGUIRSE LAS PIEZAS. Hay más de 400 tiendas en los EE. UU. en que se venden los tractores y los accesorios "CATERPILLAR". Establecimientos semejantes a éstos están situados en lugares estratégicos en casi todos los países del mundo. Estas organizaciones cuentan con el ayuda y las extensas facilidades y la cooperación de la CATERPILLAR Tractor Co.

El personal de las tiendas mencionadas ha recibido su preparación en la fábrica en lo que se refiere a piezas y accesorios. Las tiendas mantienen siempre una gran existencia de estos últimos, lo que les permite prestar un servicio rápido. Póngase Ud. en contacto con el agente de la CATERPILLAR más cercano y procure darle su nombre y dirección, así como el número de la serie de su máquina, y averiguar se aquél tiene una lista exacta de accesorios y conexiones. Esto le facilitará el conseguir las piezas cuando las necesite con urgencia.

LO QUE PUEDEN HACER POR UD. LOS AGENTES DE LA CATERPILLAR. Los agentes de la CATERPILLAR tienen por mira el hacer económico y provechoso el uso y el funcionamiento de las máquinas CATERPILLAR; están siempre en constante comunicación con la fábrica, para estar así al corriente de los últimos métodos que se emplean para hacer reparaciones y para la conservación y el funcionamiento de las máquinas y la selección de las piezas que se requieran. Las existencias que mantienen dichos agentes son completas en todo sentido e incluyen todas aquellas piezas que se consideran esenciales para proteger la inversión que Ud. ha hecho en máquinas CATERPILLAR.

Casi todos los agentes de la CATERPILLAR ofrecen un servicio de emergencia de 24 horas. Para cuando se presente el caso, procure Ud. tener siempre a la mano, en su escritorio, el nombre y la dirección del agente.

SOLO LAS PIEZAS CATERPILLAR DAN EL RESULTADO APETECIDO. Todas las piezas CATERPILLAR han sido fabricadas según el patrón de alta calidad y mano de obra que ha hecho famosos los productos CATERPILLAR.

PORTUGUES

COMO ENCOMENDAR PECAS AVULSAS. É indispensável indicar a quantidade, o número e o nome de cada peça que desejar. É também importante dar o número de série da máquina a que a nova peça se destina. As chapas que trazem os números de série podem ser localizadas pela página "Especificações" deste catálogo. Sugerimos que V.S. escreva o número de série de sua máquina no espaço reservado para este fim na página número 1 do catálogo e assim tê-lo à pronto quando precisar.

Afim de assegurar pronta entrega, tenha o cuidado de indicar a nome exato do consignatário, com endereço completo incluindo rua a número, cidade, província ou estado e país para onde as peças devem ser despachadas, incluindo também se o despacho deve ser feito por carga, correio expreso, ou outro meio de transporte.

PARA ONDE DIRIGIR A ENCOMENDA DE PEÇAS. Os distribuidores de CATERPILLAR mantém mais de 400 casas nos Estados Unidos a estabelecimentos semelhantes estão localizados em pontos convenientes de quase todos os países do mundo. Todas estas organizações gozãm das inúmeras vantagens e recursos da CATERPILLAR Tractor Co.

Todo o pessoal distribuidor tem experiência industrial em armazenamento e distribuição de peças e grandes estoques são sempre mantidos afim de assegurar serviço pronto. Entre em contacto com o distribuidor de CATERPILLAR que lhe ficar mais próximo e providencie para que e uma lista precisa dos acessórios e peças correspondentes. Esta relação facilitará o fornecimento de peças quando V.S. tiver necessidade urgente delas.

O QUE O DISTRIBUIDOR DE CATERPILLAR PODE FAZER PARA SERVIR V.S. A função dos distribuidores de CATERPILLAR é tornar económico e proveitoso para V.S. possuir e operar maquinário CATERPILLAR. Constantemente em contacto com a fábrica a respeito de novos processos de concerto e manutenção do maquinário, de técnicas de funcionamento e de características das peças, mantêm um estoque ativo, incluindo sempre os últimos tipos e todas as peças normalmente necessárias para que V.S. tire o máximo proveito do capital aplicado em maquinário CATERPILLAR.

Quase todos os nossos distribuidores mantêm serviço de emergência para fornecimento dentro de 24 horas. Afim de ter sempre à mão as referências, escreva no bloco de sua escrivãinha, ou na primeira página de sua lista de telefones, o nome e endereço de seu distribuidor.

SÓ PEÇAS CATERPILLAR PODEM OFERECER FUNCIONAMENTO CATERPILLAR. A mesma qualidade e técnica de manufatura que tornam os produtos CATERPILLAR famosos no mundo inteiro caracterizam as peças avulsas CATERPILLAR.

I N D E X

No. 6A Bulldozer

Name	Page	Name	Page
Blade	8	Guard—Radiator	23 & 34
Brace	18	Push Cup	50
Bracket—Cylinder	39	Sheave	26
Bracket—Sheave	33	Specifications	52
Cable and Guard	21	Support—Cylinder	34
Cable Cutter	50	Support—Sheave	23
C-Frame	16	Trunnion	49
Cylinder—Hydraulic	40		

No. 6S Bulldozer

Blade	11	Hitch—Sheave	33
Bracket—Cylinder	39	Push Arm and Brace	20
Bracket—Sheave	33	Sheave	30
Cable Cutter	50	Specifications	52
Cable and Guard	21	Support—Cylinder	34
Cylinder—Hydraulic	44	Support—Sheave	23
Guard—Radiator	23 & 34	Trunnion	49

INDEX ALPHABÉTIQUE

Bulldozer N° 6A

Désignation	Page	Désignation	Page
Câble et protecteur	21	Protège-radiateur	23, 34
Caractéristiques	52	Support de poulie	33
Châssis en U	16	Support de vérin	39
Cisaille à câble	50	Supports de moufle	23
Lame	8	Tampon de poussée	50
Plaques-support et tourillons de vérins	34	Tirant de réglage	18
Poulies et moufles	26	Tourillons de bras de bulldozer	49
		Vérins hydrauliques	40

Bulldozer N° 6S

Bras de bulldozer et tirant	20	Poulies et moufle	30
Câble et protecteur	21	Protège-radiateur	23, 34
Caractéristiques	52	Support de moufle	23
Cisaille à câble	50	Support de poulie	33
Lame	11	Support de vérin	39
Palonnier de moufle	33	Tourillons de bras de bulldozer	49
Plaques-support et tourillons de vérin	34	Vérins hydrauliques	44

INDICE

Bulldozer No. 6A

Nombre	Página	Nombre	Página
Abrazadera—Cilindro	39	Hoja	8
Abrazadera—Polea	33	Muñones	49
Bastidor "U"	16	Polea	26
Cable y Protección	21	Protección del Radiador	23 y 34
Caja de Empuje	50	Soporte—Cilindro	34
Cilindro Hidráulico	40	Soporte—Polea	23
Cortador de Cable	50	Tirante	18
Especificaciones	52		

Bulldozer No. 6S

Abrazadera—Cilindro	39	Especificaciones	52
Abrazadera—Polea	33	Hoja	11
Brazo y Tirante	20	Muñón	49
Cable y Protección	21	Polea	30
Cilindro Hidráulico	44	Protección del Radiador	23 y 34
Cortador de Cable	50	Soporte—Cilindro	34
Enganche—Polea	33	Soporte—Polea	23

ÍNDICE

Bulldozer No. 6A

Nomenclatura	Página	Nomenclatura	Página
Armação "C"	16	Lâmina	8
Braço	18	Munhão	49
Cabo e Protetor	21	Protetor do Radiador.....	23 e 34
Chapa de Empurrar.....	50	Roldana	26
Cilindro Hidráulico	40	Suporte de Roldana	23 e 33
Cortador de Cabos	50	Suporte do Cilindro	34 e 39
Especificações	52		

Bulldozer No. 6S

Cabo e Protetor	21	Munhão	49
Cilindro Hidráulico	44	Protetor do Radiador.....	23 e 34
Cortador de Cabos	40	Roldana	30
Engate de Roldana	33	Suporte de Roldana	23 e 33
Especificações	52	Suporte do Cilindro	34 e 39
Lâmina	11		

INHALTSVERZEICHNIS

Planiervorrichtung Nr. 6A

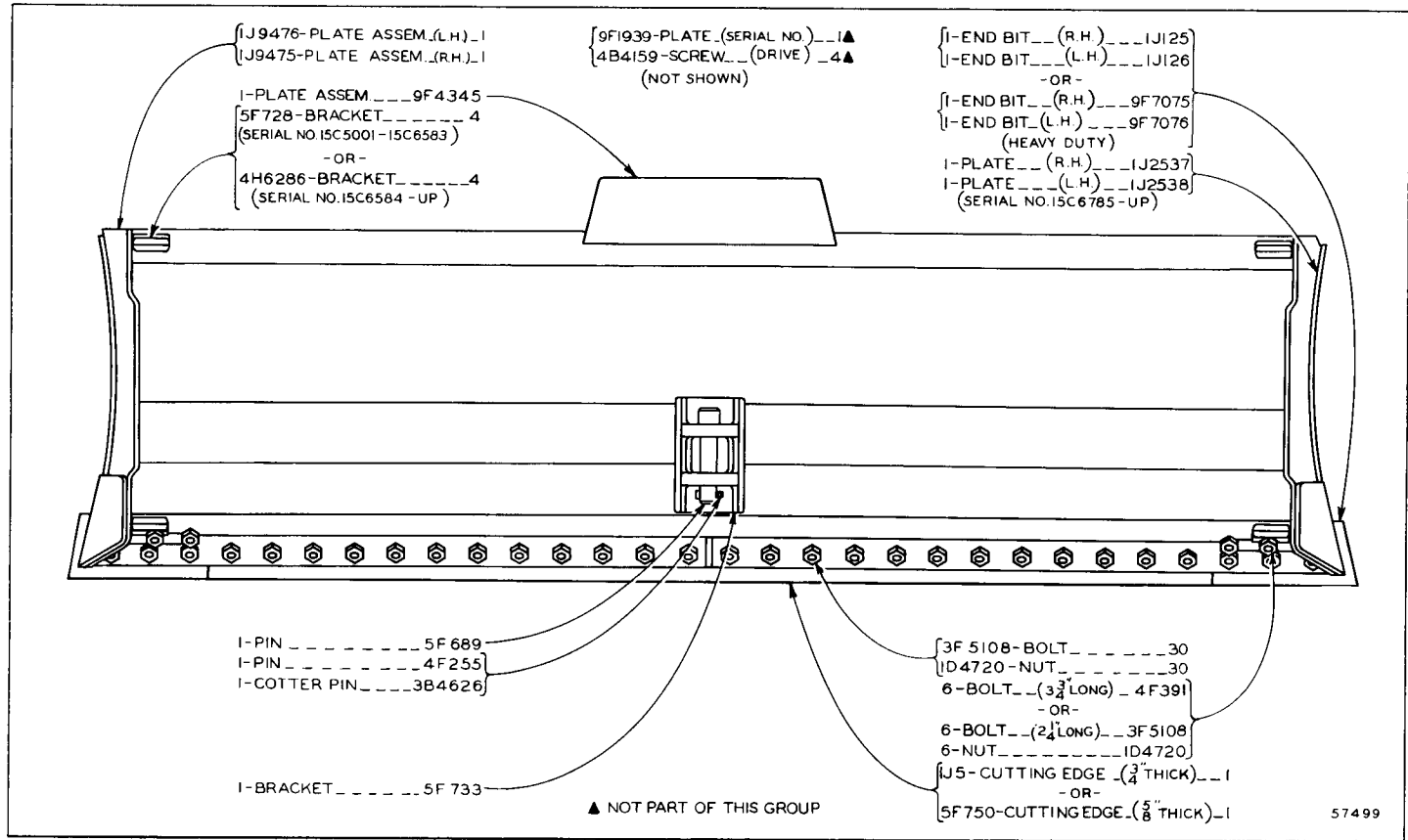
Bezeichnung	Seite
Hydraulik-Zylinder	40
Kühlerschutz	23 & 34
Montagezapfen	49
Rollenträgeraufhängung	23
Rollenträgerhalterung	33
Schild Nr. 6A	8
Schublagerböcke	50
Seil & Seilschutz	21
Seilkappvorrichtung	50
Seilrollenträger	26
Strebe	18
Technische Daten	52
U-Rahmen	16
Zylinder-Halterung	39
Zylinder-Aufhängung	34

Planiervorrichtung Nr. 6S

Hydraulik-Zylinder	44
Kühlerschutz	23 & 34
Montagezapfen	49
Rollenträgeraufhängung	23
Rollenträgerhalterung	33
Rollenträgergelenke	33
Schild Nr. 6S	11
Schubarm & Strebe	20
Seil & Seilschutz	21
Seilkappvorrichtung	50
Seilrollenträger	30
Technische Daten	52
Zylinder-Halterung	39
Zylinder-Aufhängung	34

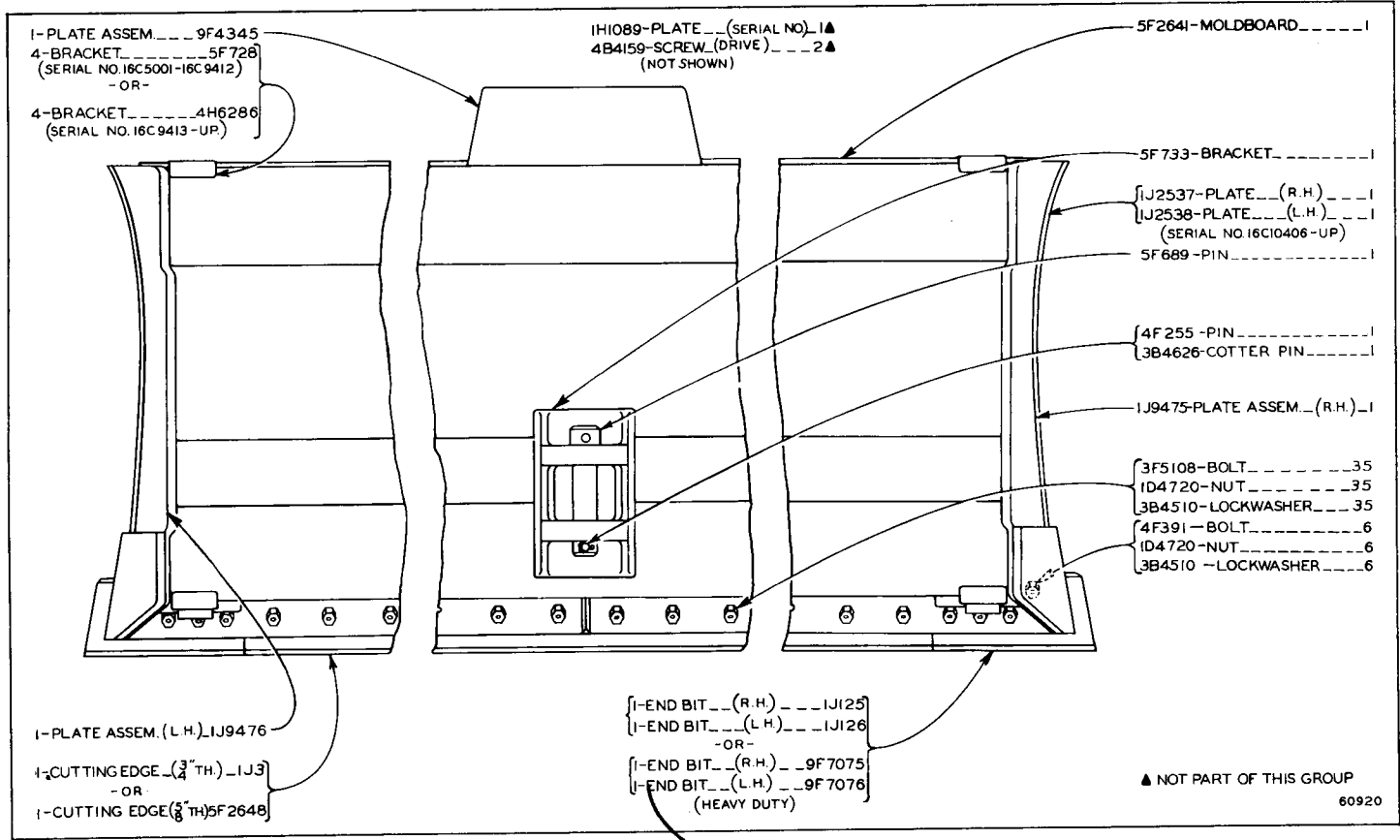
ALWAYS GIVE SERIAL NUMBER WHEN ORDERING PARTS

8 "CATERPILLAR" NO. 6A & NO. 6S BULLDOZER



8F6361 BLADE GROUP

Effective with No. 6A Bulldozer Serial No. 15C5001
 For D6 Tractors—60" Gauge Serial No. 5R1 to 5R5515 inclusive, 8U1—Up and 37A1—Up

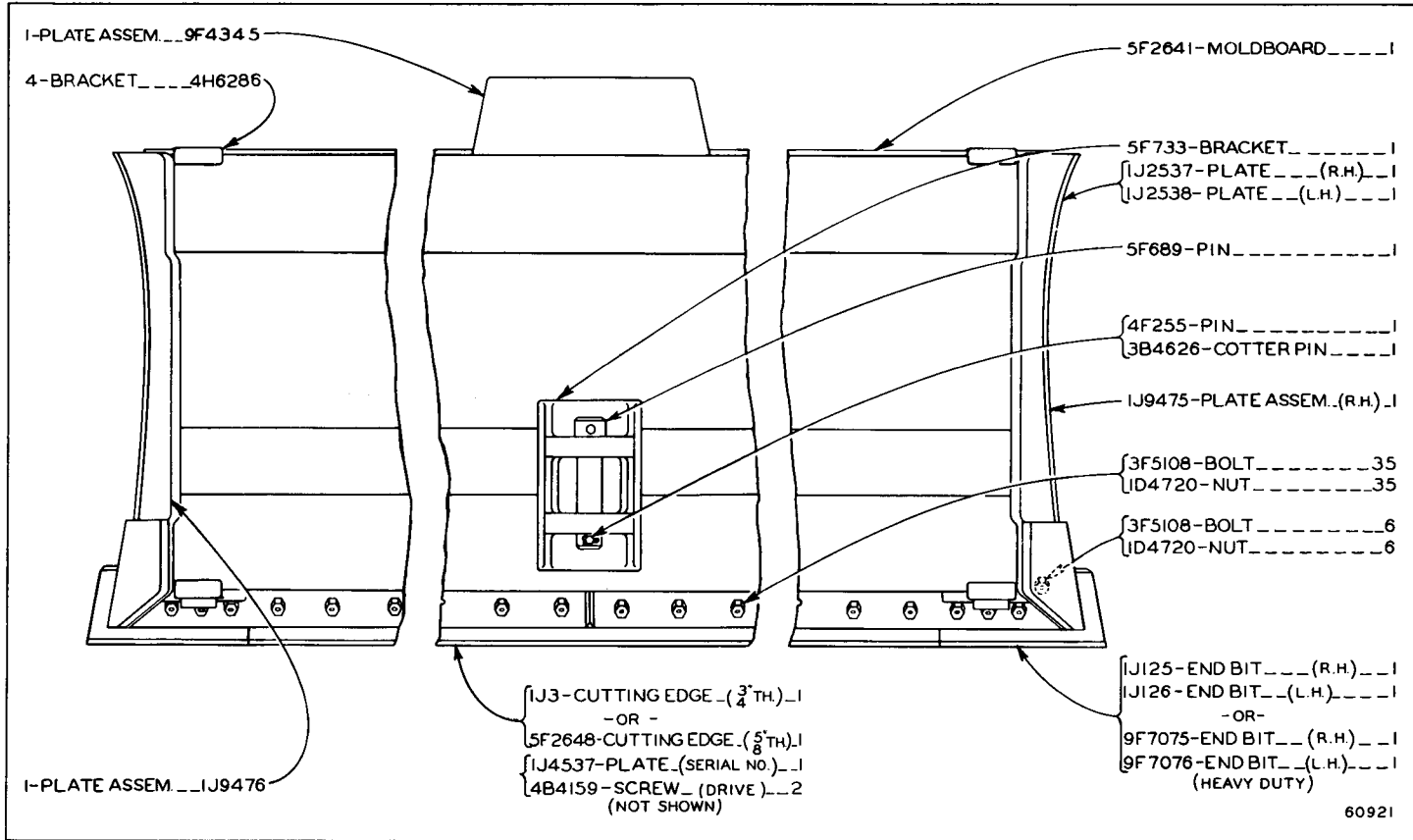


8F6362 BLADE GROUP

No. 6A Bulldozer Serial No. 16C5001 to 16C13835 inclusive
 For D6 Tractors—74" Gauge Serial No. 4R1 to 4R3633 inclusive, 9U1—Up and 44A1—Up

ALWAYS GIVE SERIAL NUMBER WHEN ORDERING PARTS

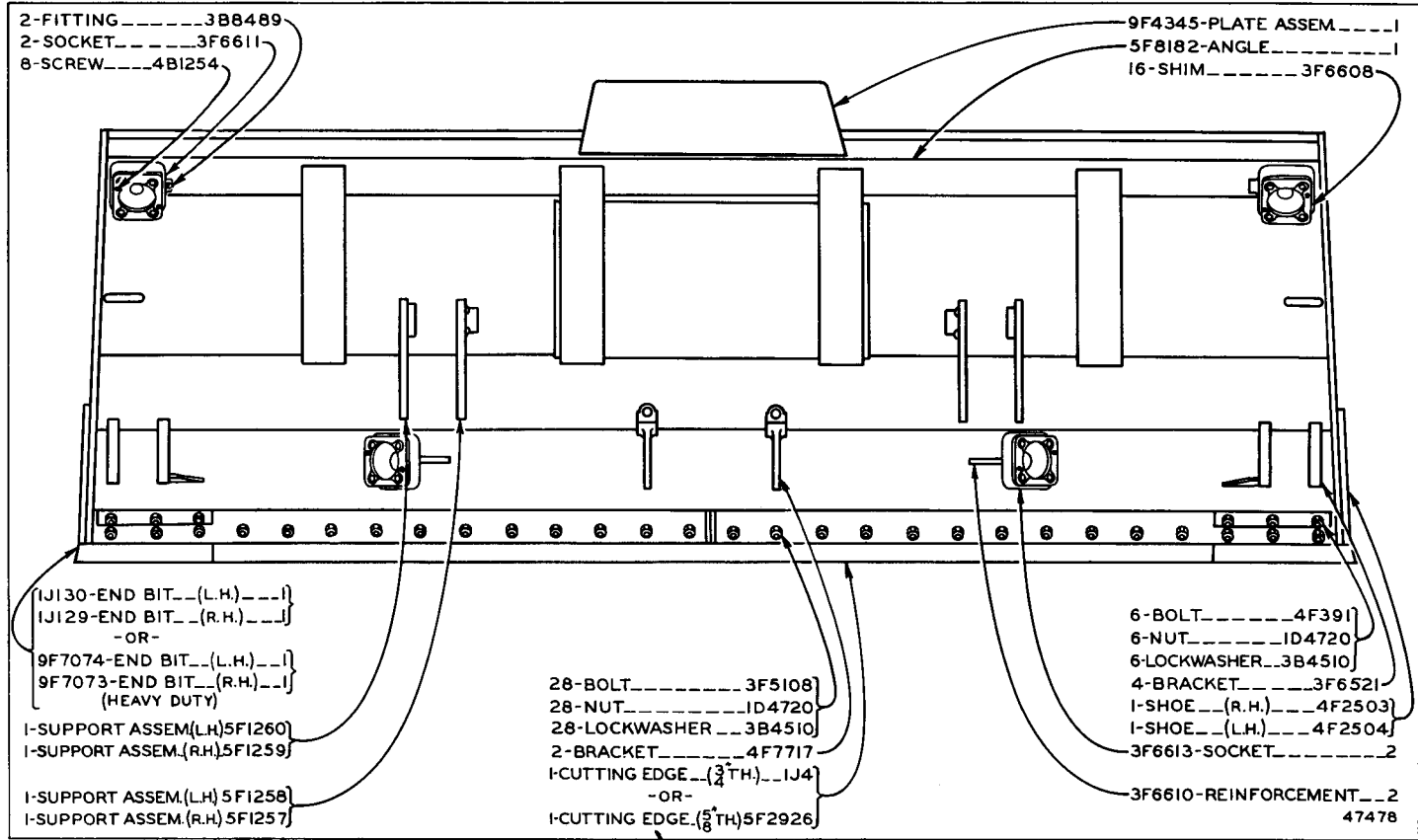
10 "CATERPILLAR" NO. 6A & NO. 6S BULLDOZER



8F6362 BLADE GROUP

Effective with No. 6A Bulldozer Serial No. 16C13836

For D6 Tractors—74" Gauge Serial No. 4R1 to 4R3633 inclusive, 9U1—Up and 44A1—Up

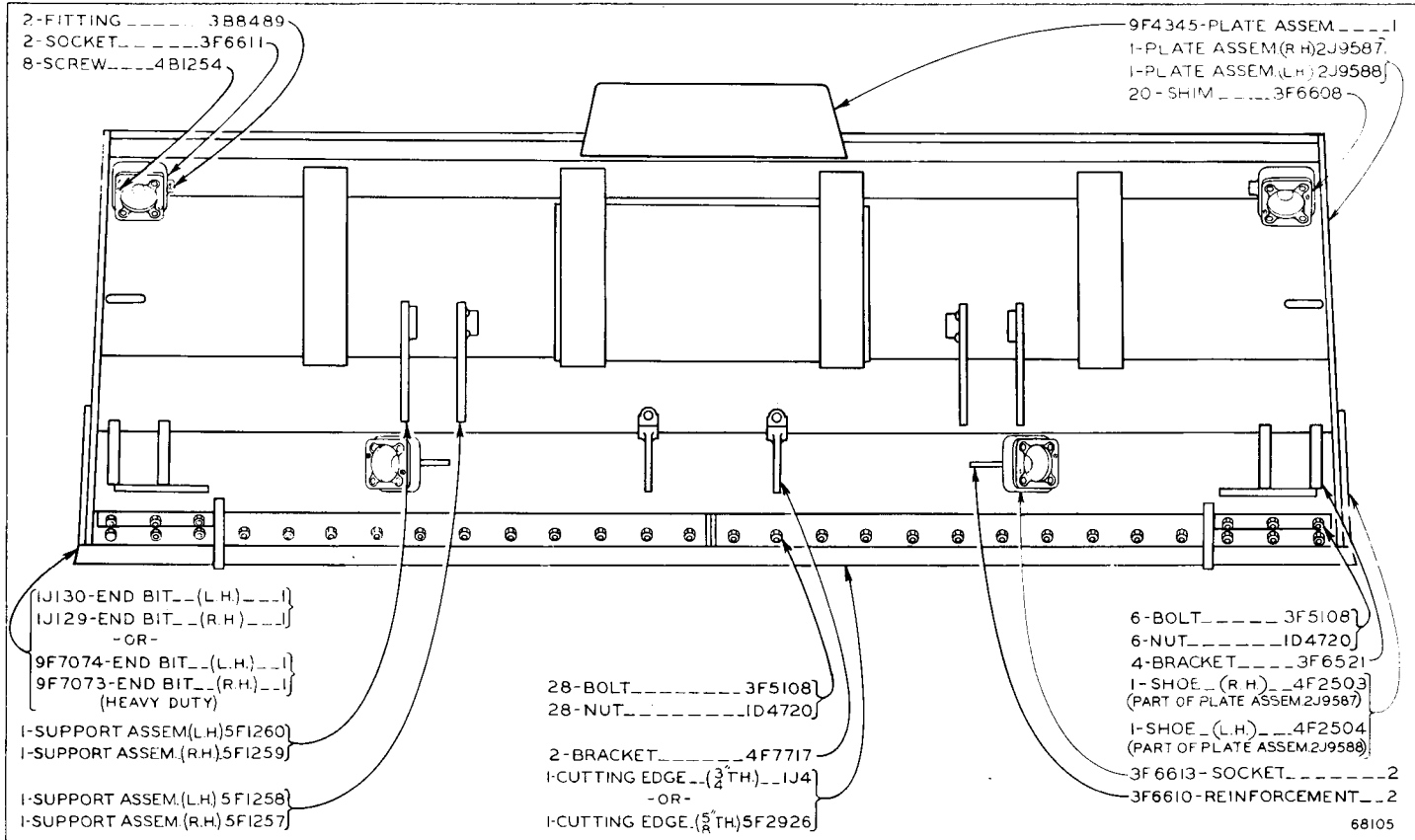


8F8908 BLADE GROUP

No. 6S Bulldozer Serial No. 16C1 to 16C5000 inclusive and 85C1 to 85C1471 inclusive
 For D6 Tractors—74" Gauge Serial No. 4R1 to 4R3633 inclusive, 9U1—Up and 44A1—Up

ALWAYS GIVE SERIAL NUMBER WHEN ORDERING PARTS

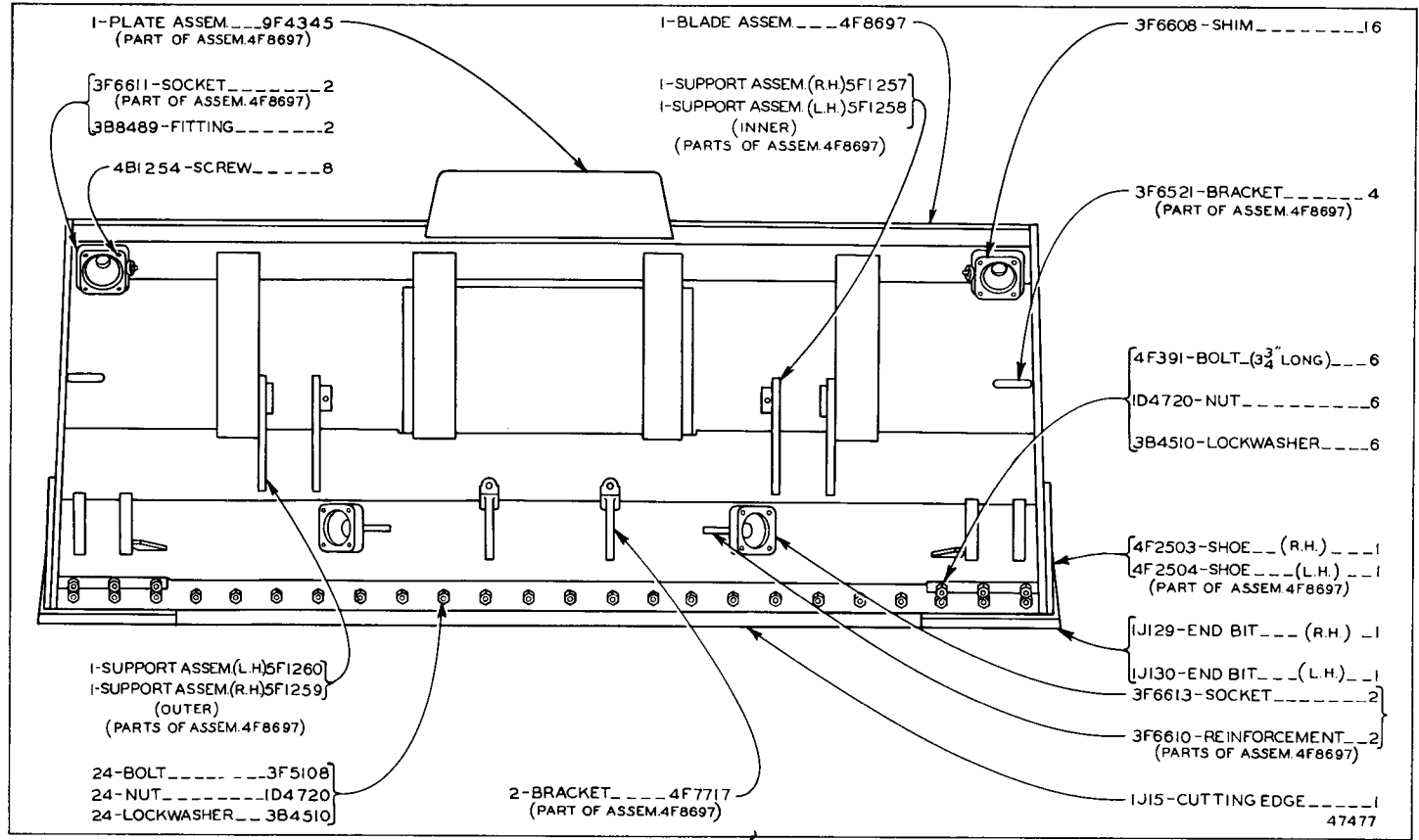
12 "CATERPILLAR" NO. 6A & NO. 6S BULLDOZER



8F8908 BLADE GROUP

Effective with No. 6S Bulldozer Serial No. 85C1472

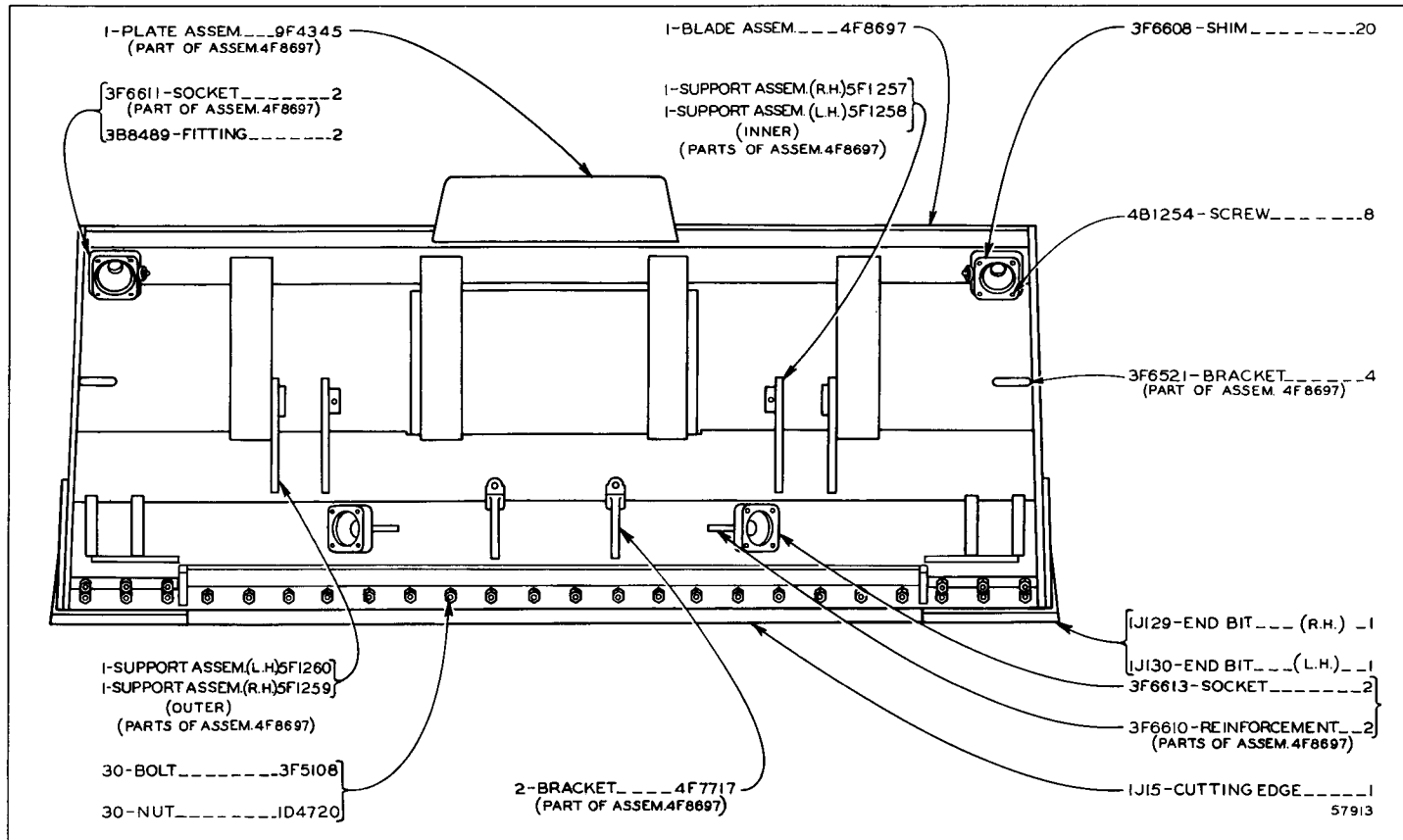
For D6 Tractors—74" Gauge Serial No. 85C1472 to 44333 inclusive and 44A1—Up



~~8F8907 BLADE GROUP~~
 No. 6S Bulldozer Serial No. 15C1 to 15C1859 inclusive
 For D6 Tractors—60" Gauge Serial No. 5R1 to 5R5515 inclusive, 8U1—Up and 37A1—Up

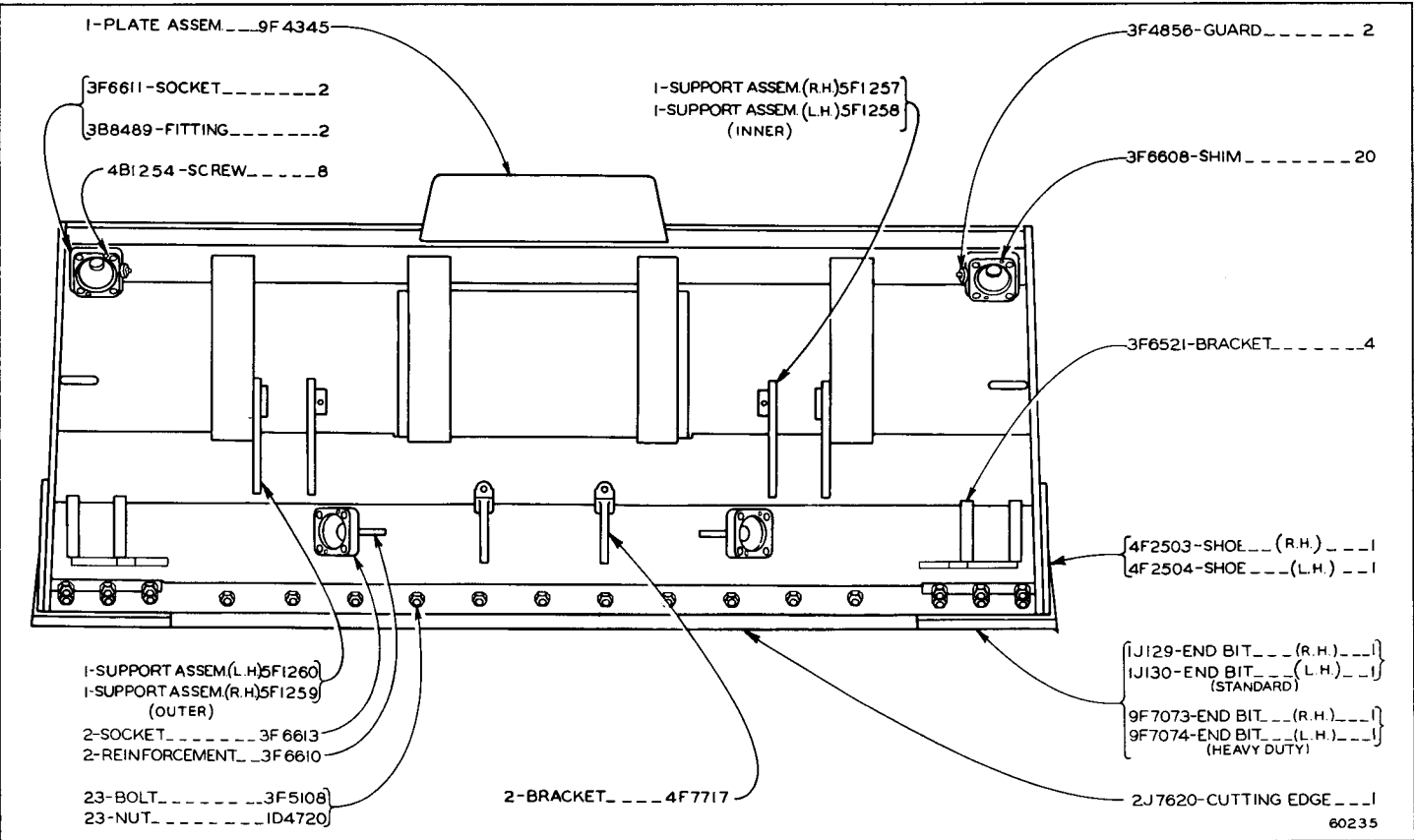
ALWAYS GIVE SERIAL NUMBER WHEN ORDERING PARTS

14 "CATERPILLAR" NO. 6A & NO. 6S BULLDOZER



8F8907 BLADE GROUP

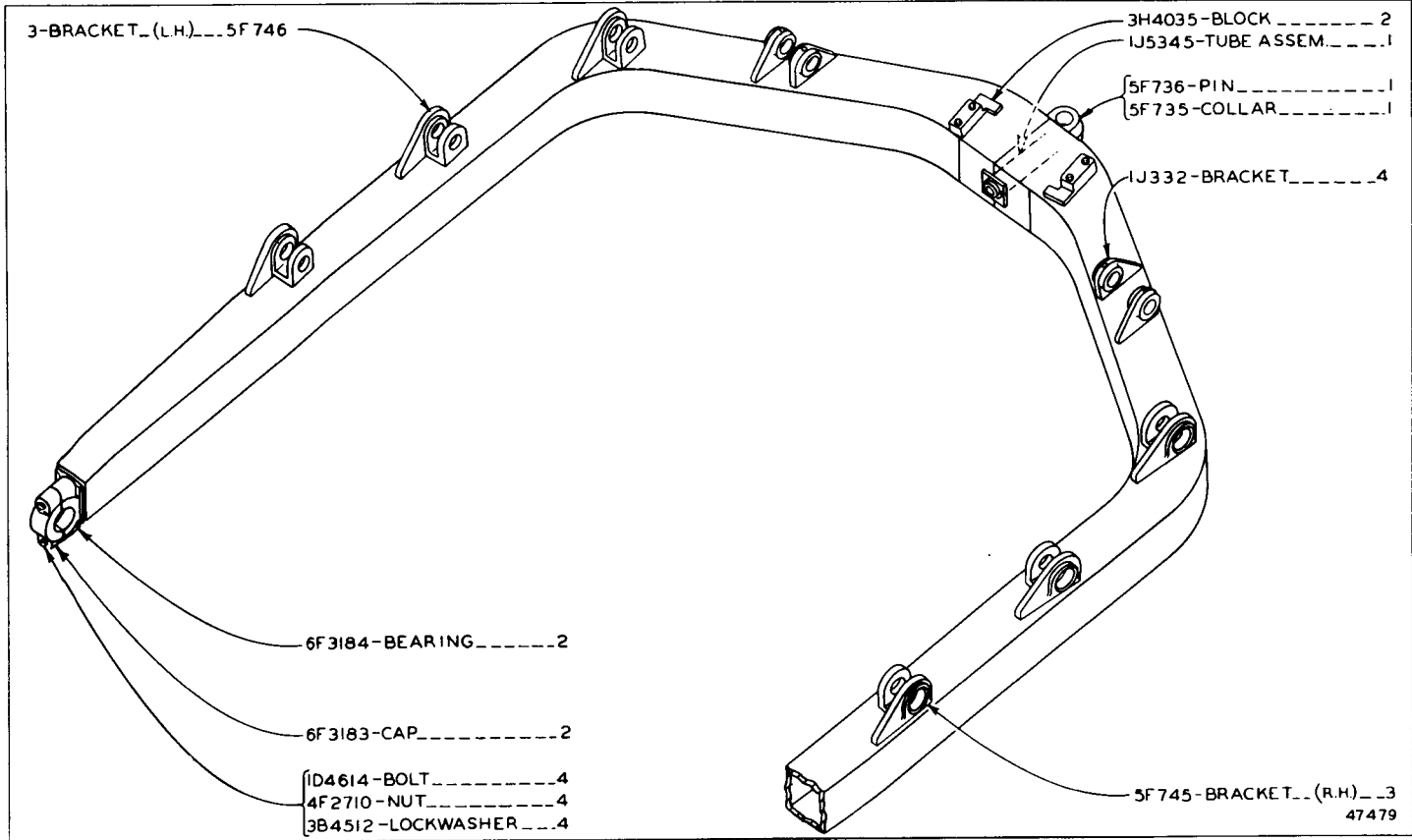
No. 6S Bulldozer Serial No. 15C1860 to 15C1899 inclusive
For D6 Tractors—60" Gauge Serial No. 5R1 to 5R5515 inclusive, 8U1—Up and 37A1—Up



2J8579 BLADE GROUP
 Effective with No. 6S Bulldozer Serial No. 15C1900
 For D6 Tractors—60" Gauge Serial No. 5R1 to 5R5915 inclusive, 8U1—Up and 37A1—Up

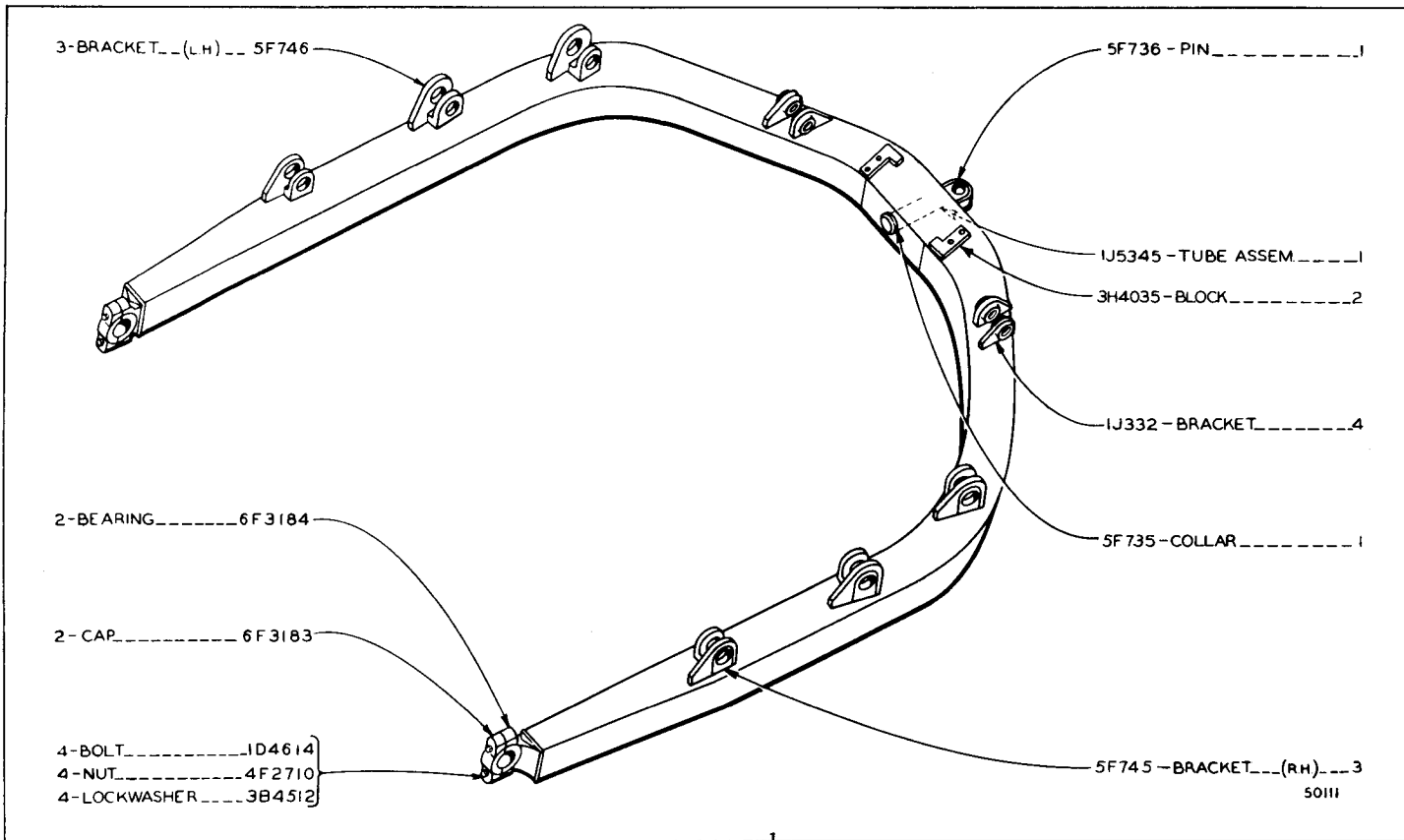
ALWAYS GIVE SERIAL NUMBER WHEN ORDERING PARTS

16 "CATERPILLAR" NO. 6A & NO. 6S BULLDOZER



8F8911 C-FRAME GROUP

Effective with No. 6A Bulldozer Serial No. 15C5001
For D6 Tractors—60" Gauge Serial No. 5R1 to 5R5515 inclusive, 8UI—Up and 37A1—Up

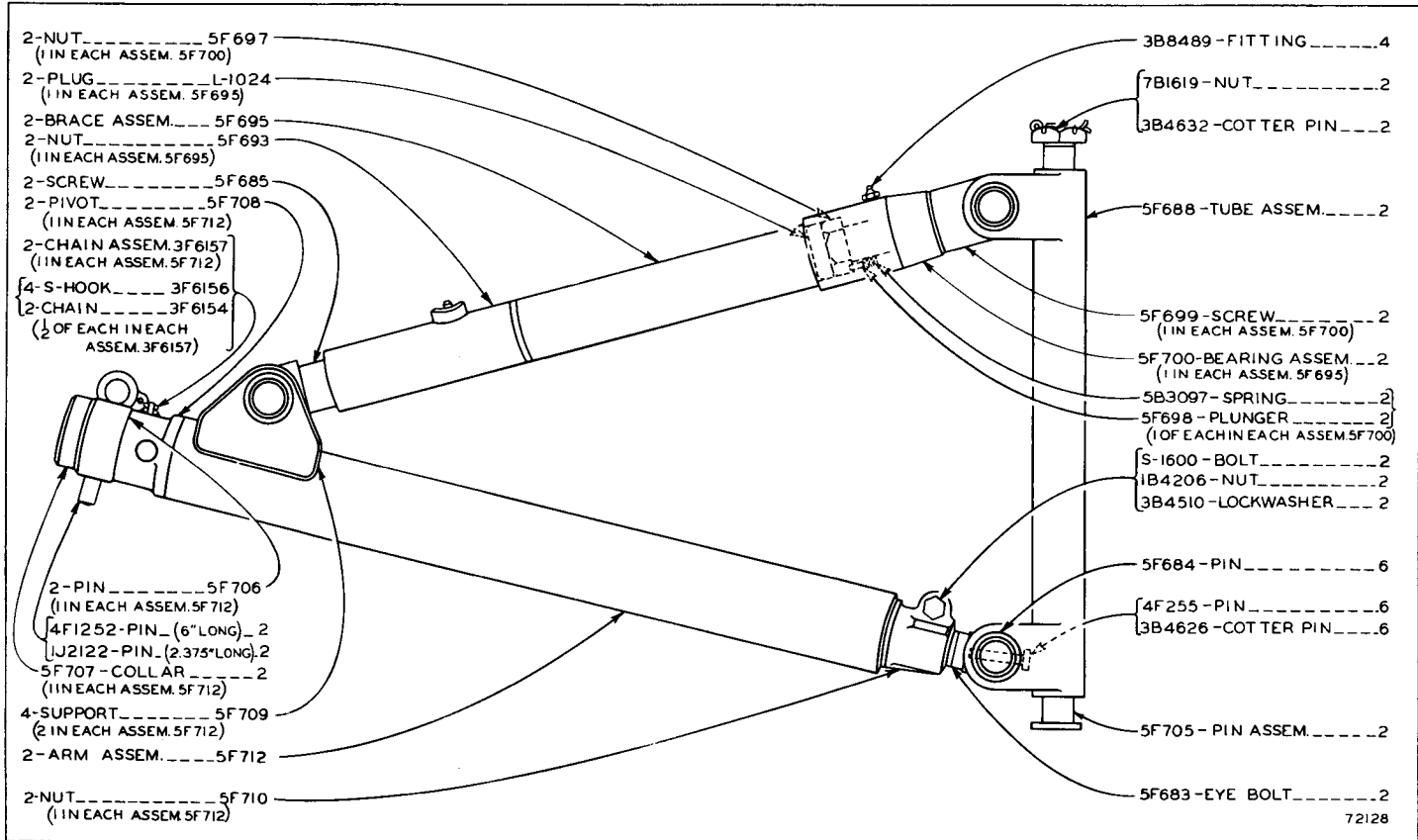


~~8F8912 C-FRAME GROUP~~

Effective with No. 6A Bulldozer, Serial No. 16C5001
 For D6 Tractors—74" Gauge Serial No. 4R1 to 4R3633 inclusive, 9U1—Up and 44A1—Up

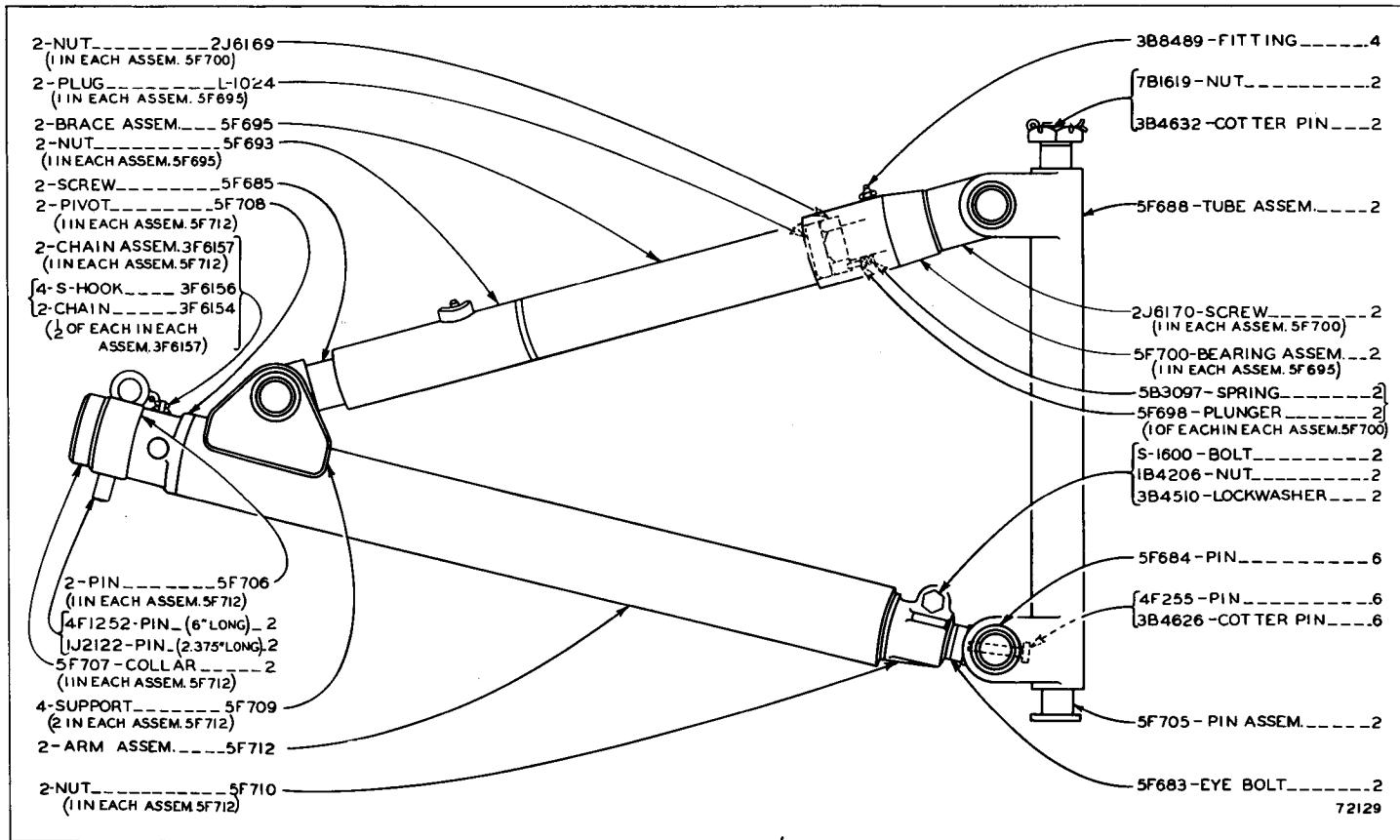
ALWAYS GIVE SERIAL NUMBER WHEN ORDERING PARTS

18 "CATERPILLAR" NO. 6A & NO. 6S BULLDOZER



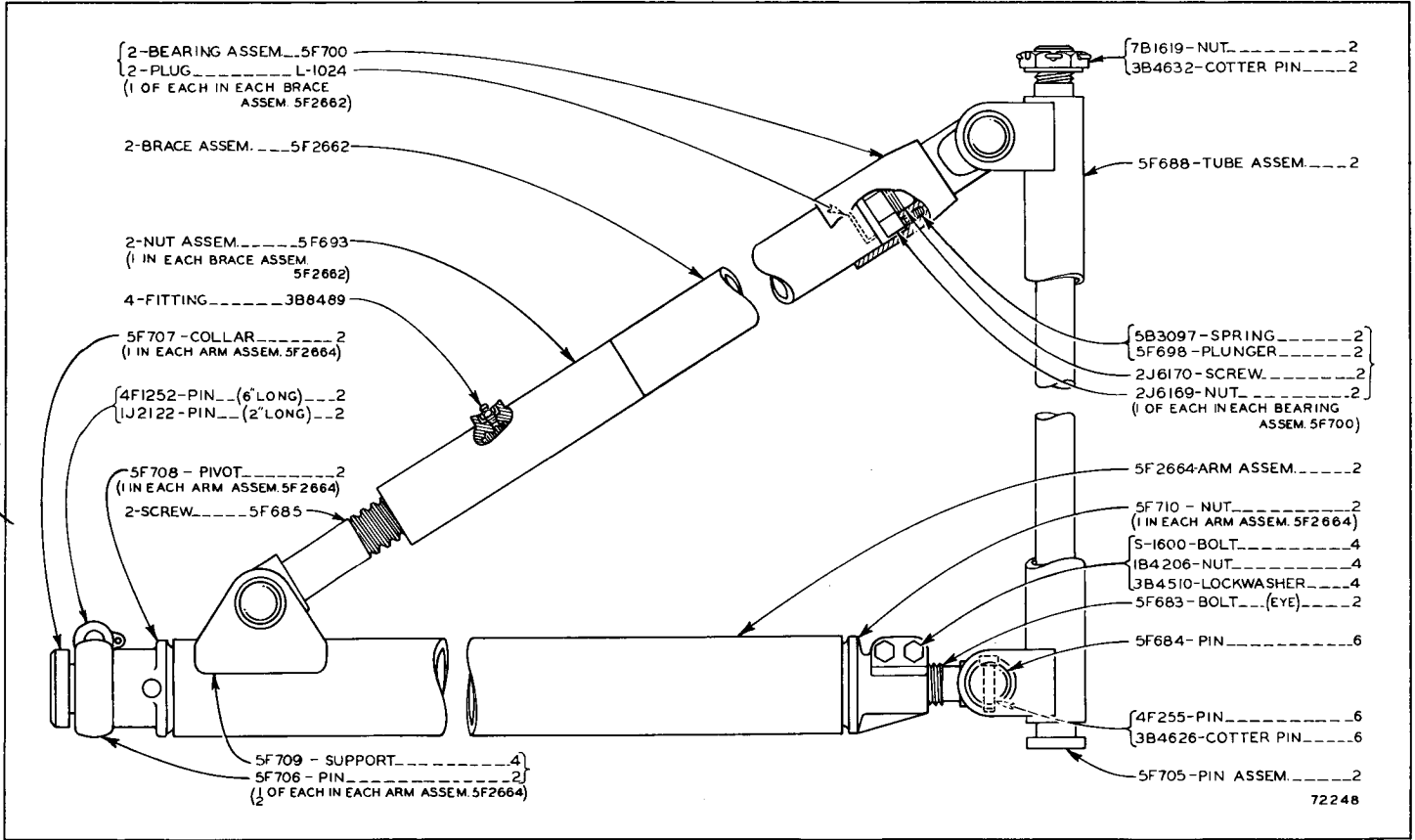
8F6372 BRACE GROUP

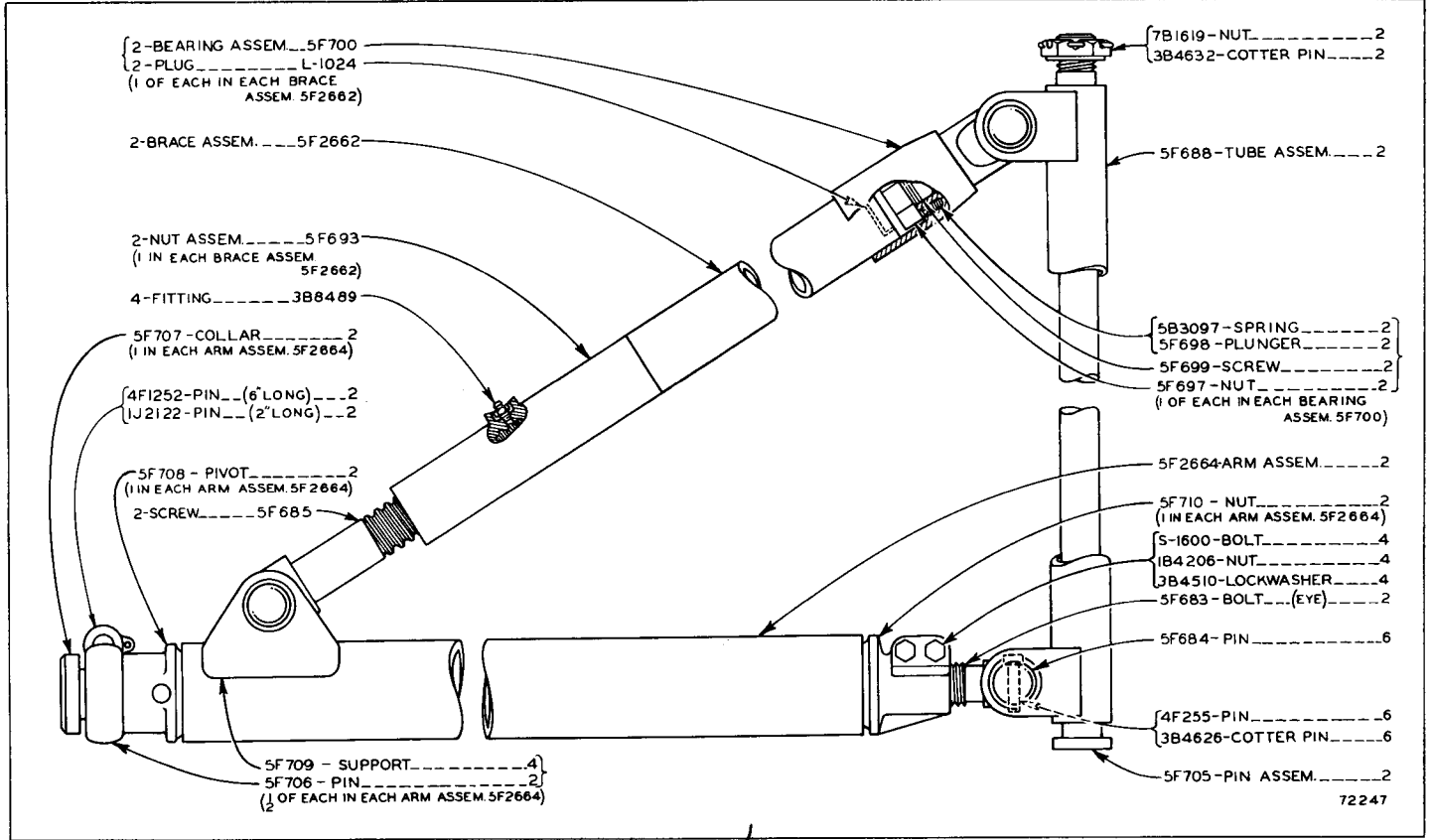
Effective with No. 6A Bulldozer Serial No. 15C5001
For D6 Tractors—60" Gauge Serial No. 5R1 to 5R5515 inclusive, 8U1—Up and 37A1—Up



8F637Z BRACE GROUP

Effective with No. 6A Bulldozer Serial No. 15C7506
For D6 Tractors—60" Gauge Serial No. 5R1 to 5R5515 inclusive, 8U1—Up and 37A1—Up



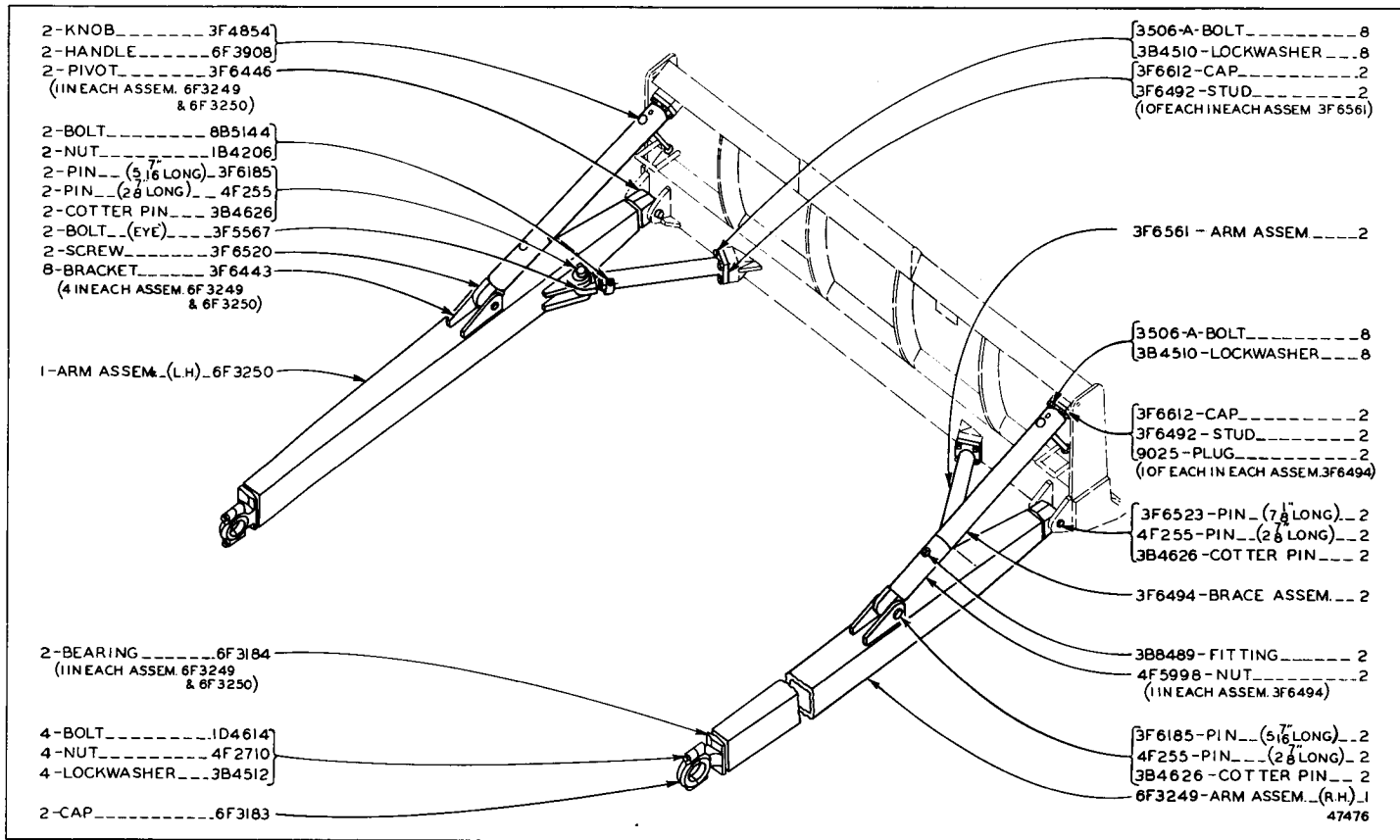


~~8F6373 BRACE GROUP~~

Effective with No. 6A Bulldozer Serial No. 16C5001
 For D6 Tractors—74" Gauge Serial No. 4R1 to 4R3633 inclusive, 9U1—Up and 44A1—Up

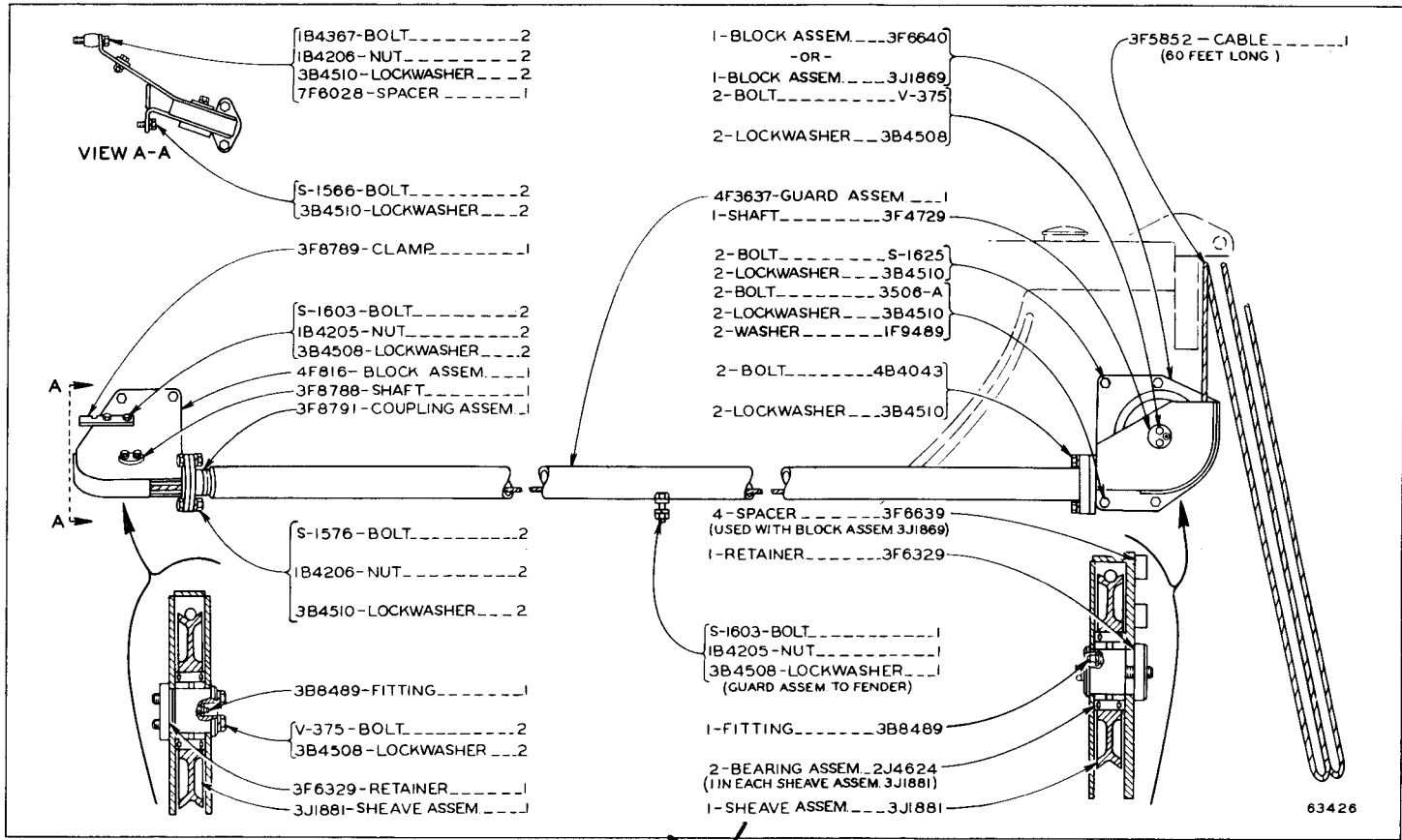
ALWAYS GIVE SERIAL NUMBER WHEN ORDERING PARTS

20 "CATERPILLAR" NO. 6A & NO. 6S BULLDOZER



8F6371 PUSH ARM AND BRACE GROUP

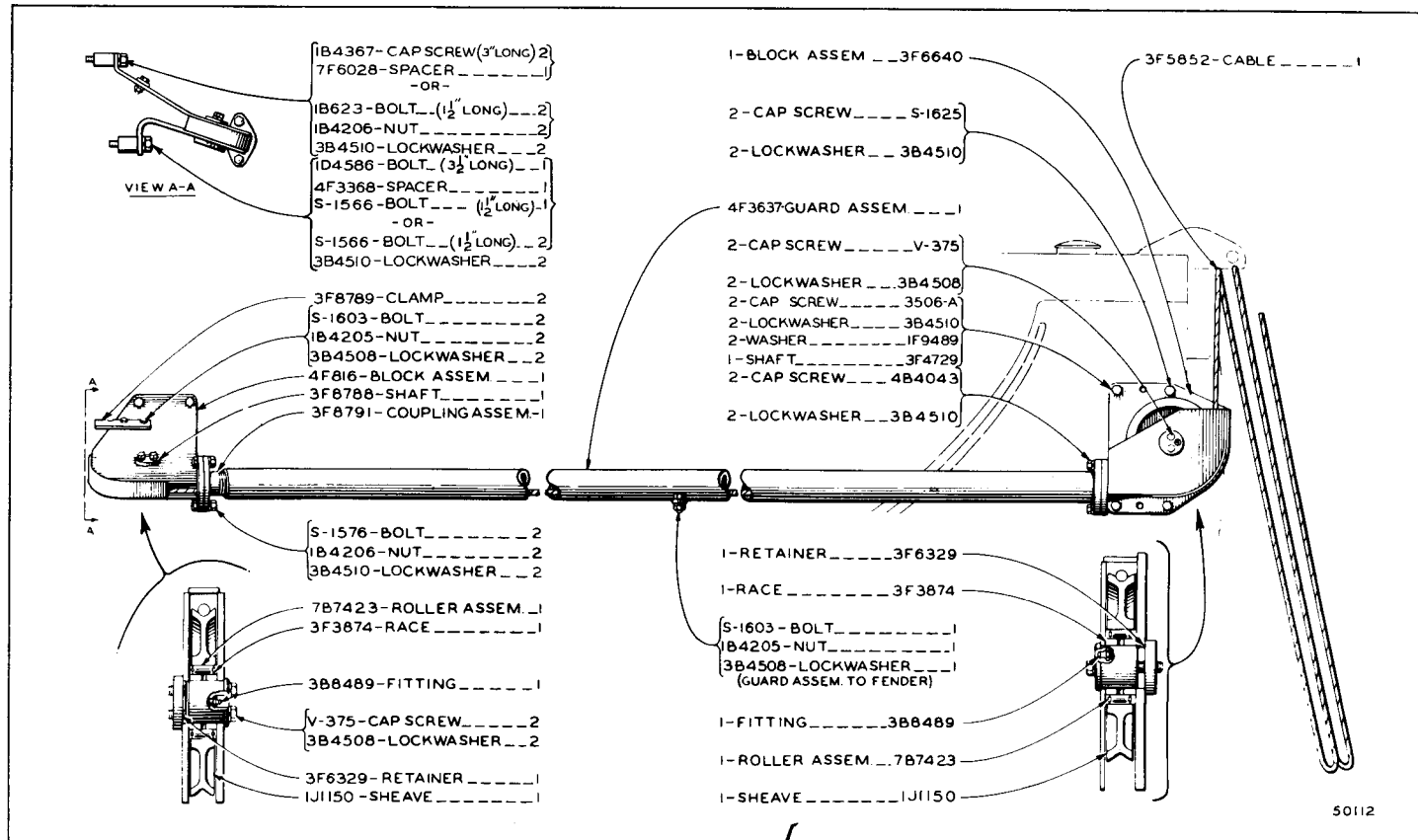
No. 6S Bulldozer Serial No. 15C1 to 15C5000 inclusive, 16C1 to 16C5000 inclusive and 85C1—Up



4F3444 CABLE AND GUARD GROUP—Second Type

For use with No. 35 Cable Control

For D6 Tractors—74" Gauge Serial No. 4R1 to 4R3633 inclusive and 9U1—Up and D6 Tractors—60" Gauge Serial No. 5R1 to 5R5515 inclusive and 8U1—Up

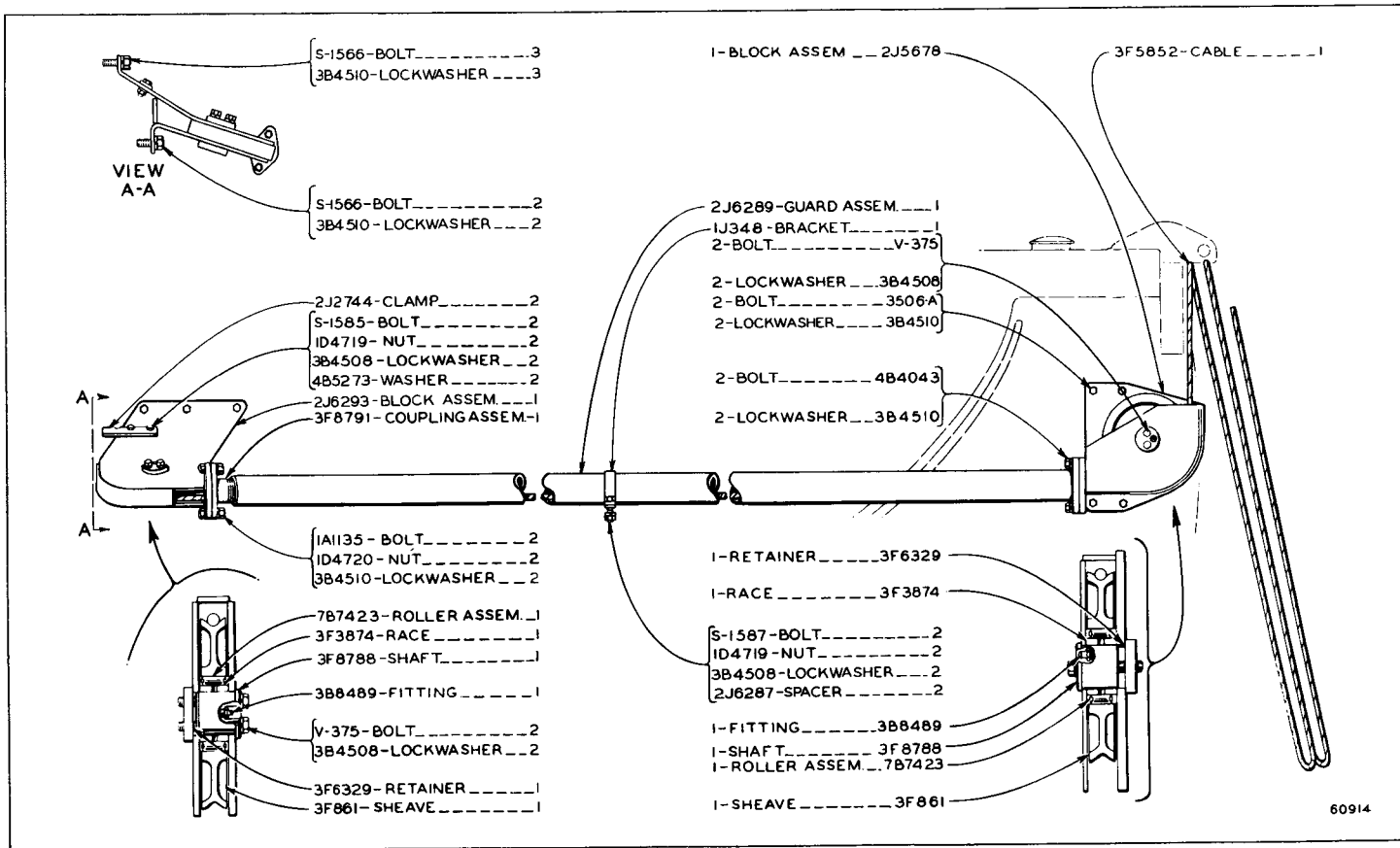


50112

4F3444 CABLE AND GUARD GROUP

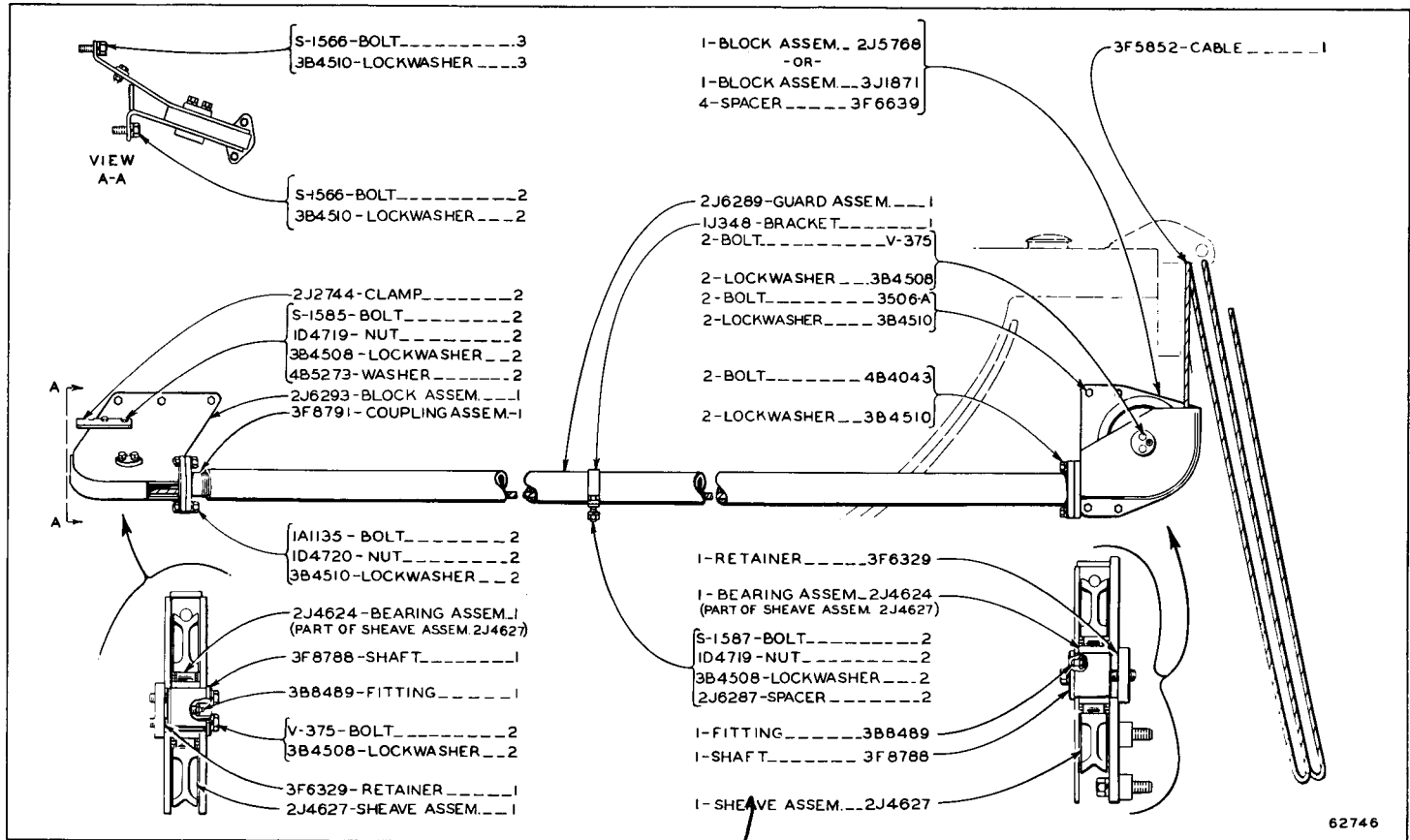
For use with No. 25 Cable Control

For D6 Tractors—74" Gauge Serial No. 4R1 to 4R3633 inclusive and 9U1—Up & D6 Tractors—60" Gauge Serial No. 5R1 to 5R5515 inclusive and 8U1—Up



60914

2J6290 CABLE AND GUARD GROUP—First Type
 For use with No. 25 Cable Control
 For D6 Tractors—60" Gauge Serial No. 37A1—Up and D6 Tractors—74" Gauge Serial No. 44A1—Up



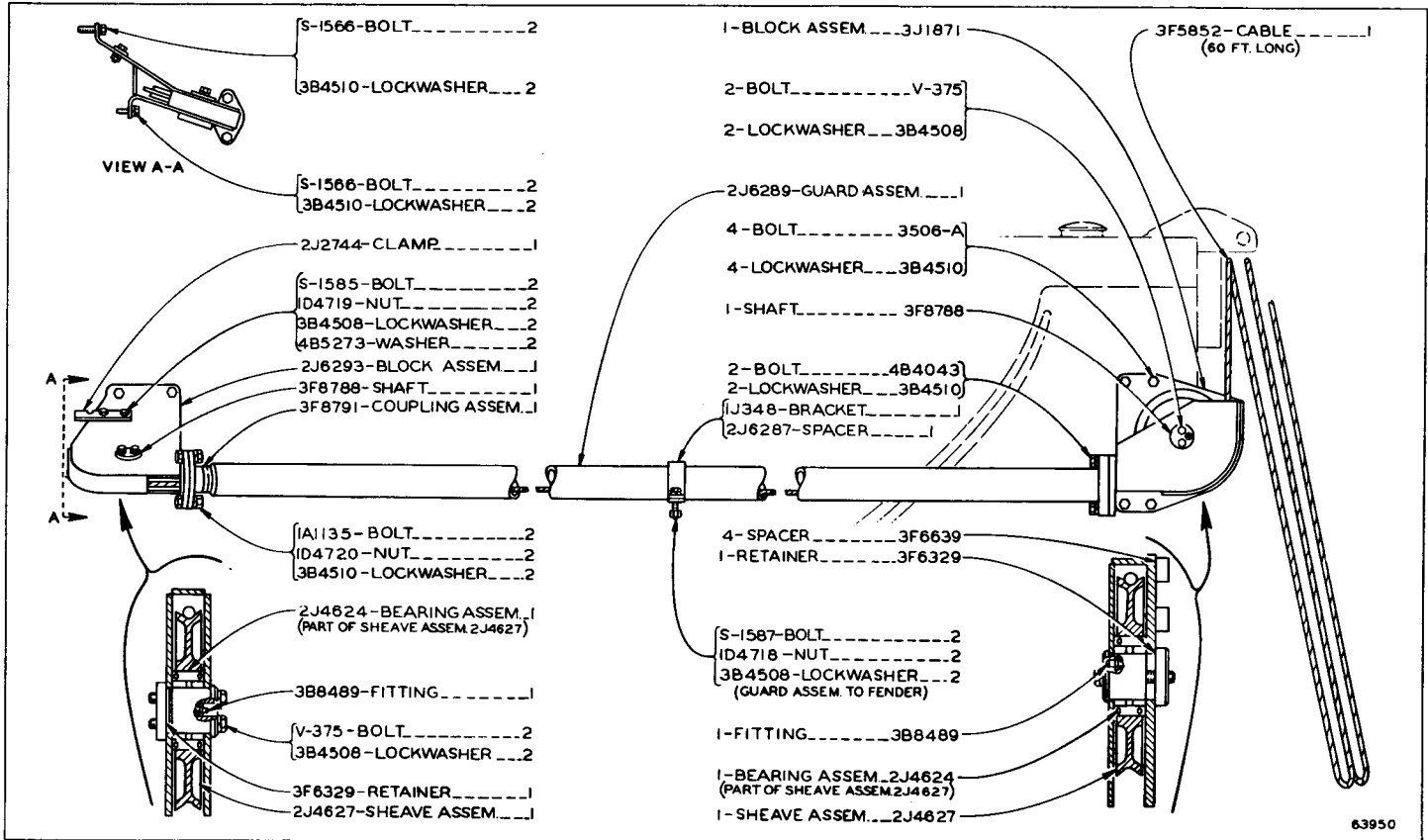
62746

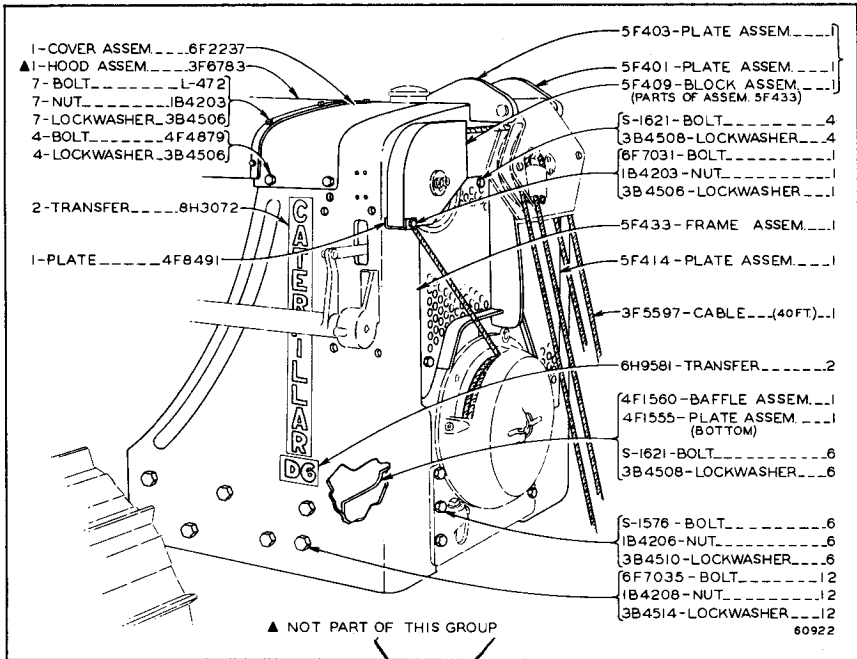
2J6290 CABLE AND GUARD GROUP—Second Type

For use with No. 25 Cable Control
For D6 Tractors—60" Gauge Serial No. 37A1—Up and D6 Tractors—74" Gauge Serial No. 44A1—Up

ALWAYS GIVE SERIAL NUMBER WHEN ORDERING PARTS

22B "CATERPILLAR" NO. 6A & NO. 6S BULLDOZER

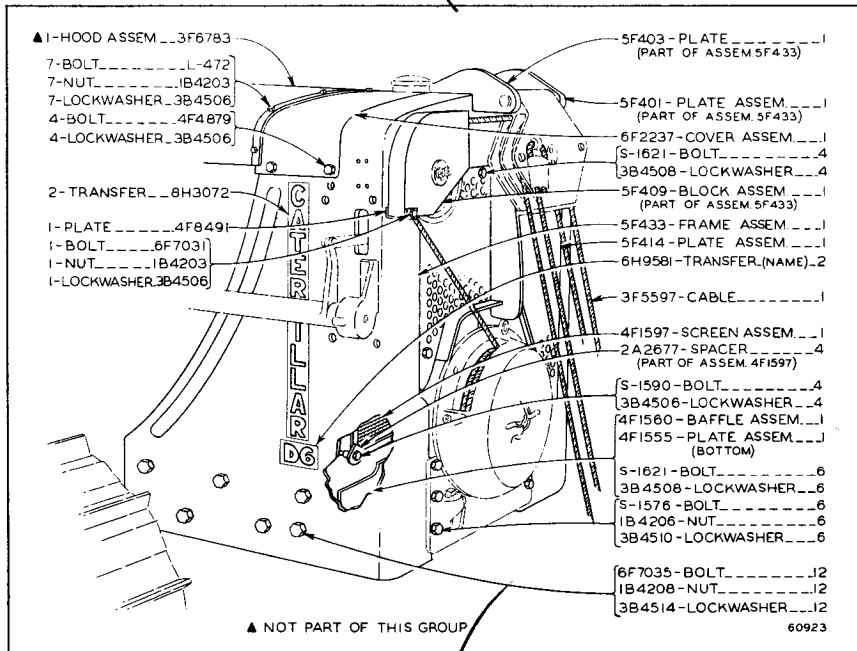




5F1946 SHEAVE SUPPORT AND RADIATOR GUARD GROUP—First Type

For use with No. 24 Cable Control

For D6 Tractors—74" Gauge Serial No. 4R1 to 4R3633 inclusive and D6 Tractors—60" Gauge Serial No. 5R1 to 5R5515 inclusive



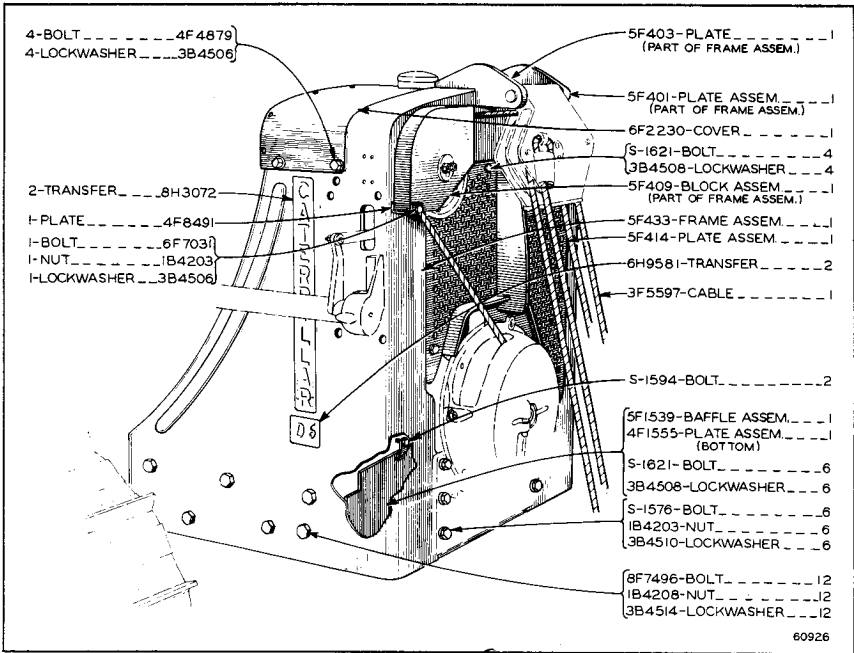
5F1946 SHEAVE SUPPORT AND RADIATOR GUARD GROUP—Second Type

For use with No. 24 Cable Control

For D6 Tractors—74" Gauge Serial No. 4R1 to 4R3633 inclusive and D6 Tractors—60" Gauge Serial No. 5R1 to 5R5515 inclusive

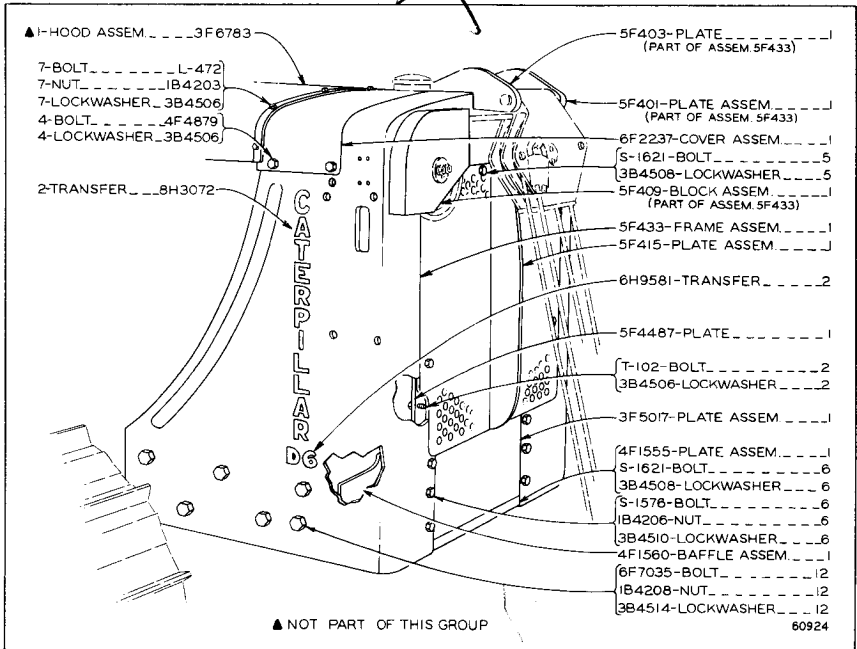
ONLY "CATERPILLAR" PARTS GIVE "CATERPILLAR" PERFORMANCE

24 "CATERPILLAR" NO. 6A & NO. 6S BULLDOZER



5F435 SHEAVE SUPPORT AND RADIATOR GUARD GROUP

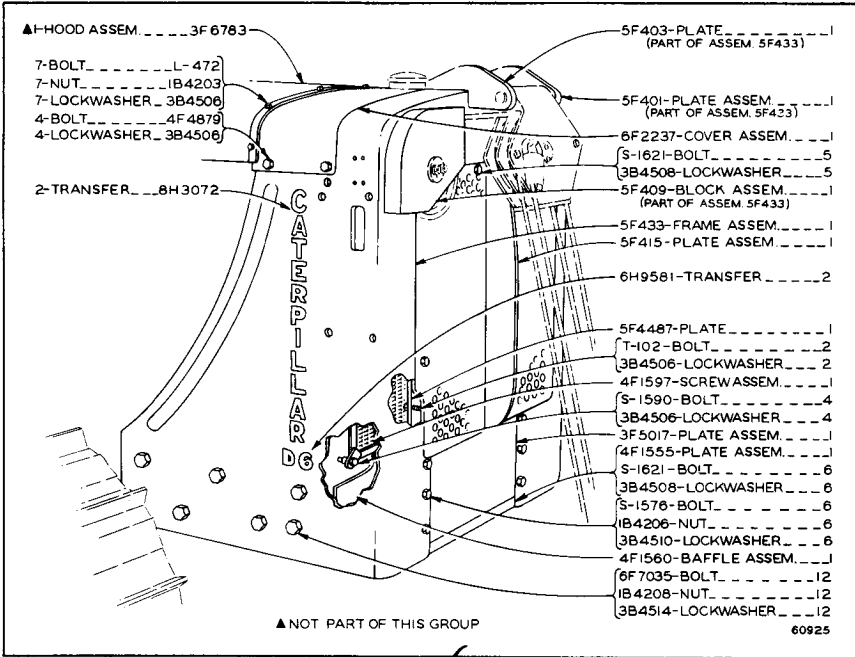
For use with No. 24 Cable Control
For D6 Tractors—60" Gauge Serial No. 9U1—Up and D6 Tractors—74" Gauge
Serial No. 9U1—Up



5F1945 SHEAVE SUPPORT AND RADIATOR GUARD GROUP—First Type

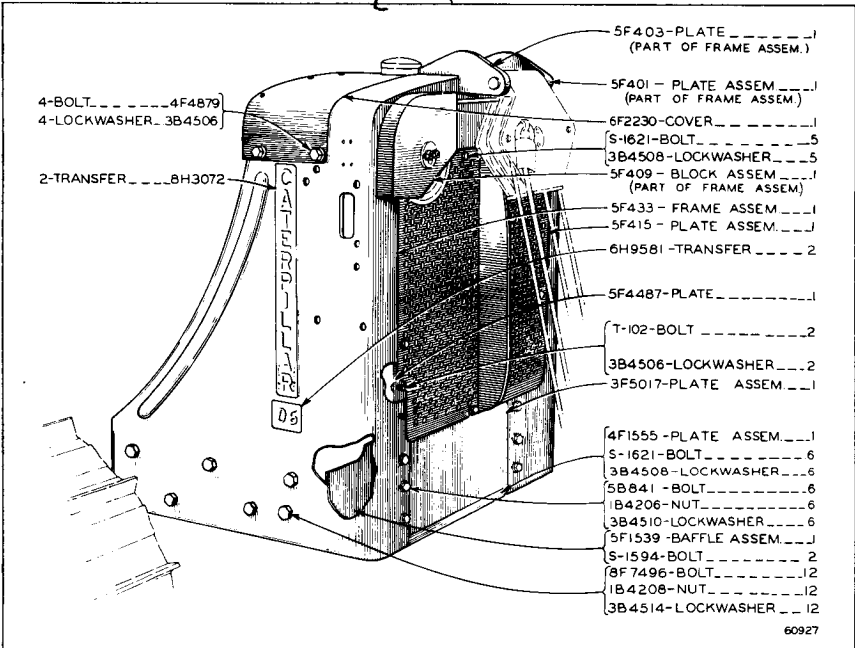
For use with No. 25 Cable Control
For D6 Tractors—74" Gauge Serial No. 4R1 to 4R3633 inclusive and D6 Tractors—60"
Gauge Serial No. 5R1 to 5R515 inclusive

ALWAYS GIVE SERIAL NUMBER WHEN ORDERING PARTS



5F1945 SHEAVE SUPPORT AND RADIATOR GUARD GROUP—Second Type

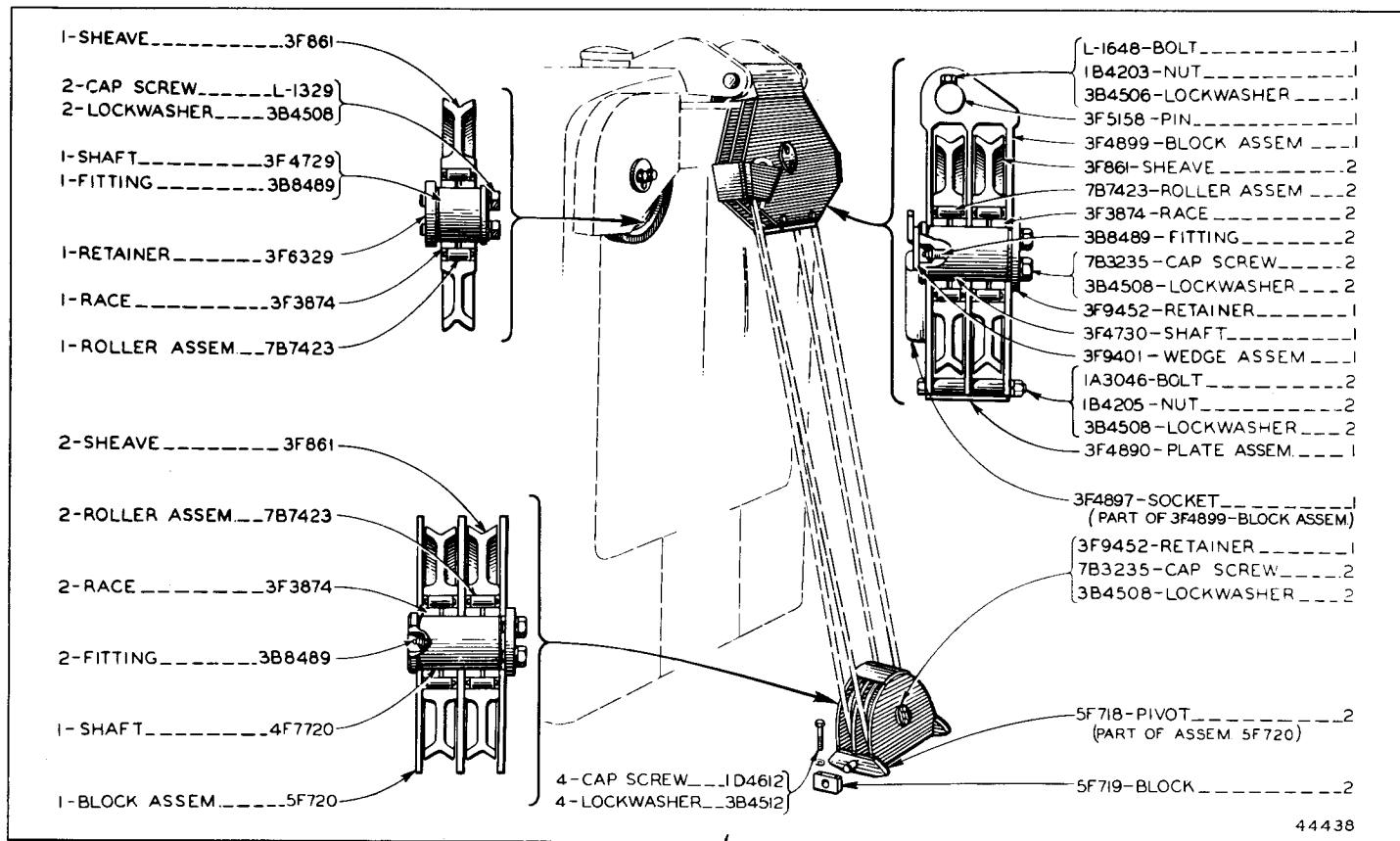
For use with No. 25 Cable Control
For D6 Tractors—74" Gauge Serial No. 4R1 to 4R3633 inclusive and D6 Tractors—60" Gauge Serial No. 5R1 to 5R5515 inclusive



5F908 SHEAVE SUPPORT AND RADIATOR GUARD GROUP

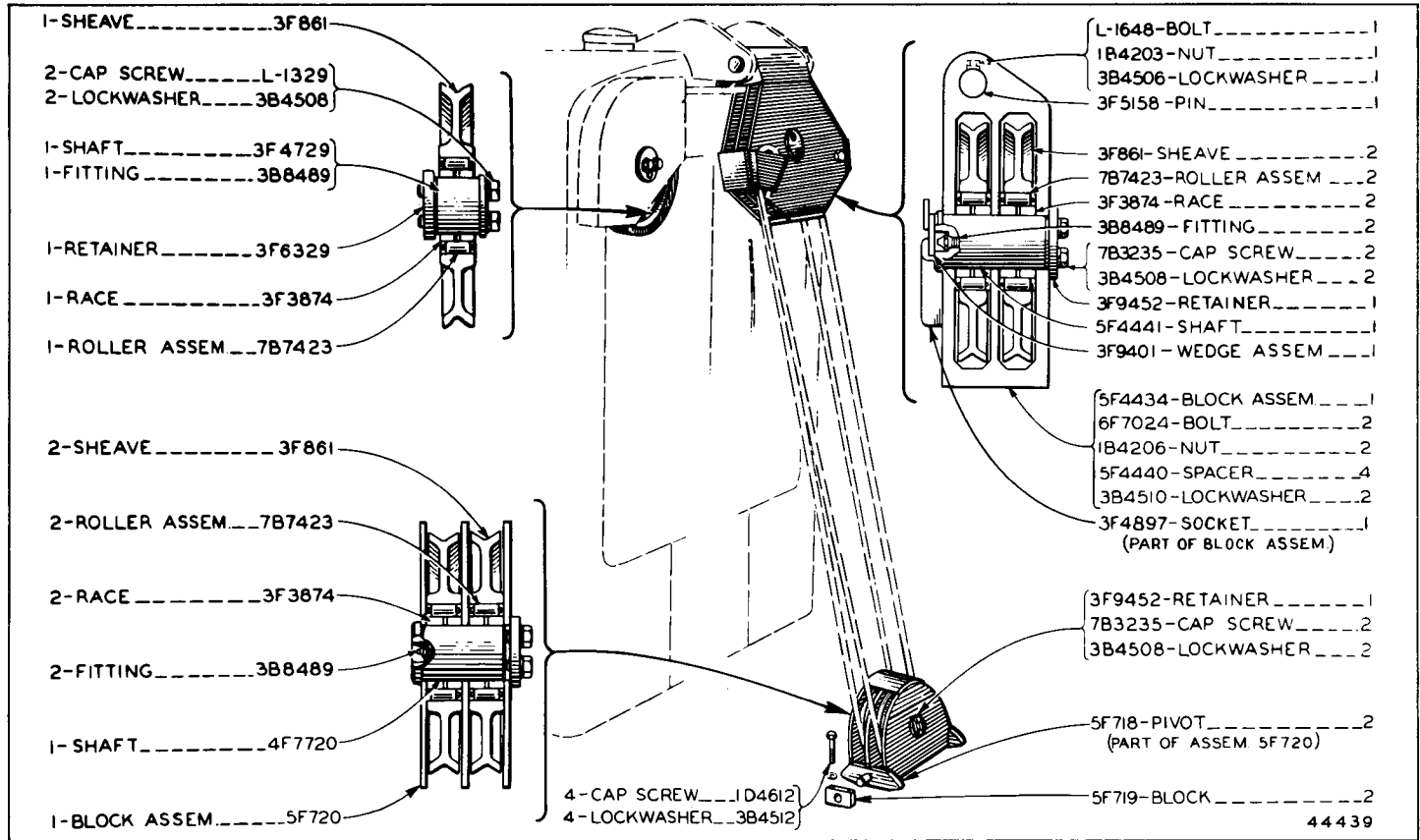
For use with No. 25 Cable Control
For D6 Tractors—60" Gauge Serial No. 8U1—Up and D6 Tractors—74" Gauge Serial No. 9U1—Up

ONLY "CATERPILLAR" PARTS GIVE "CATERPILLAR" PERFORMANCE

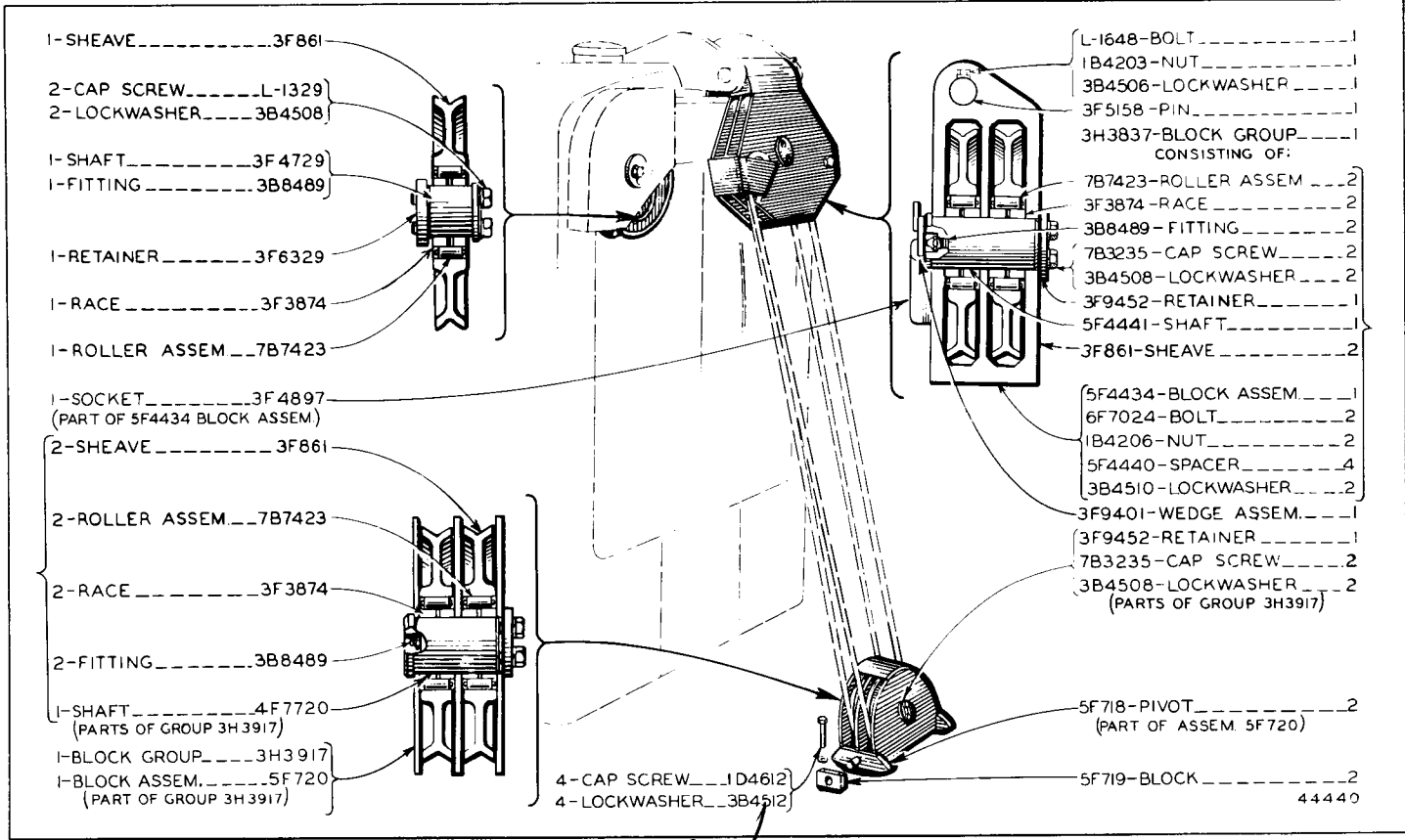


44438

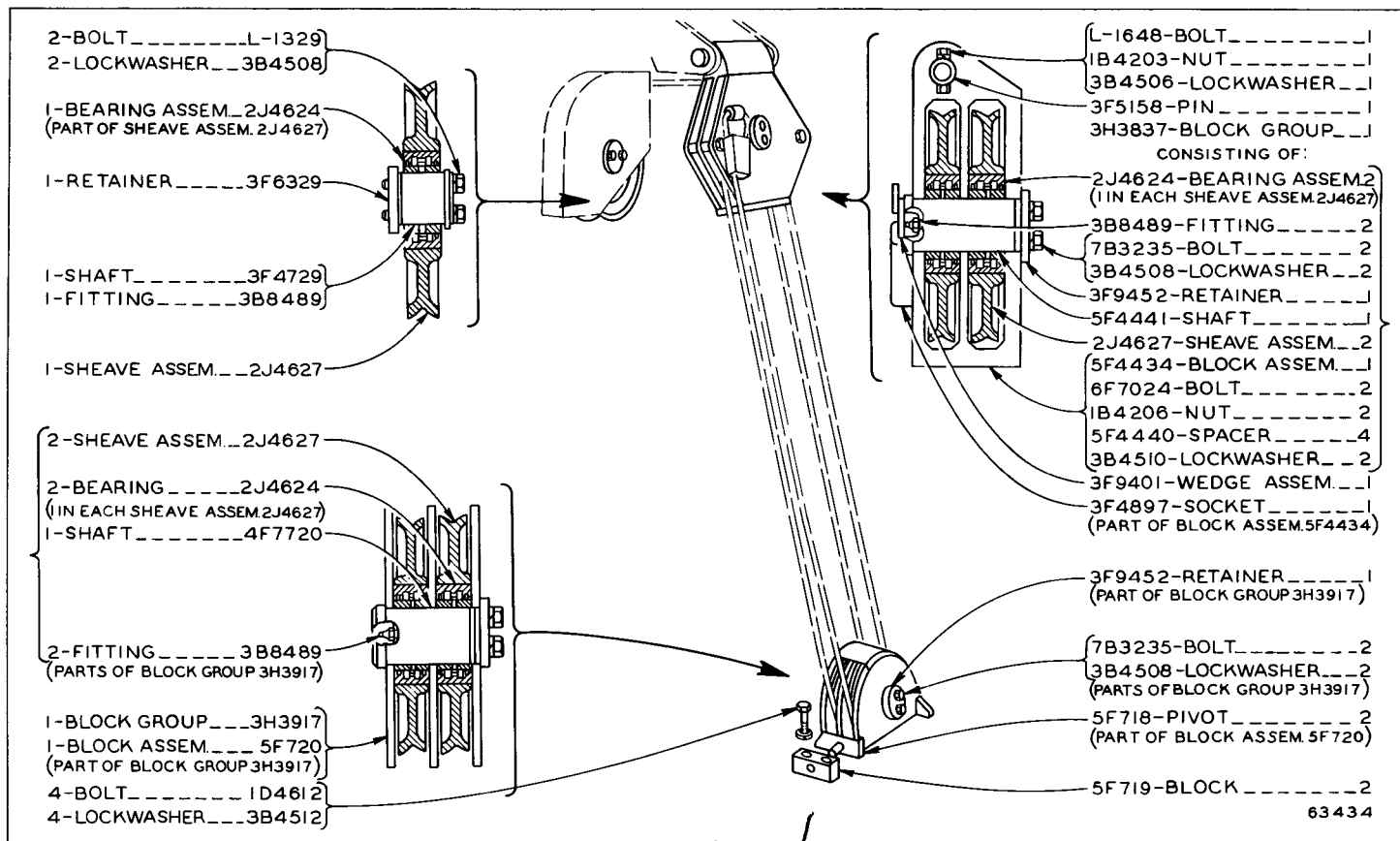
5F874 SHEAVE GROUP—Four Part Line—First Type
 Effective with No. 6A Bulldozer Serial No. 15C5001 and 16C5001
 For use with No. 24 and No. 25 Cable Control



5F874 SHEAVE GROUP—Four Part Line—Second Type
 Effective with No. 6A Bulldozer Serial No. 15C5001 and 16C5001
 For use with No. 24 and No. 25 Cable Control

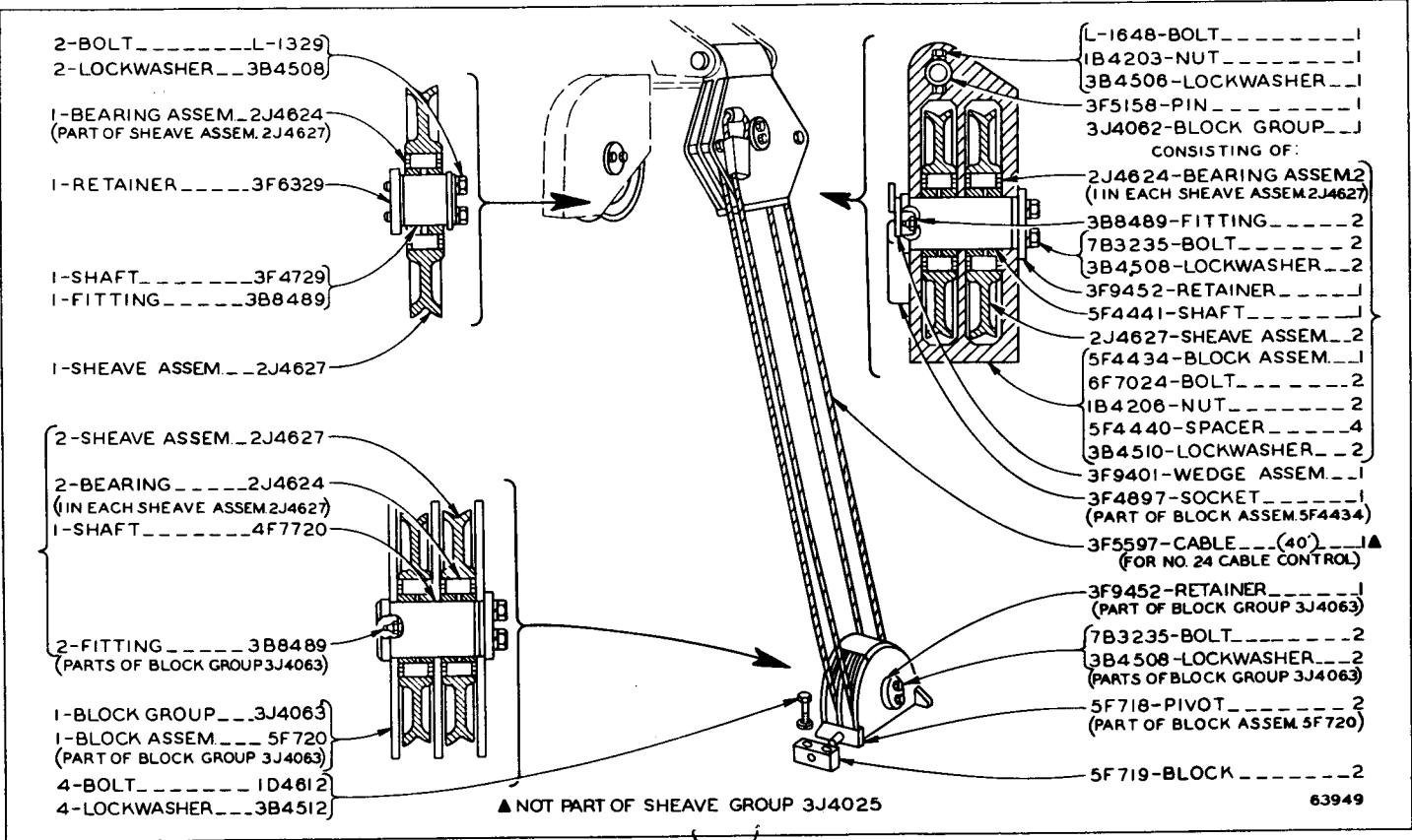


5F874 SHEAVE GROUP—Four Part Line—Third Type
 Effective with No. 6A Bulldozer Serial No. 15C5001 and 16C5001
 For use with No. 24 and No. 25 Cable Control



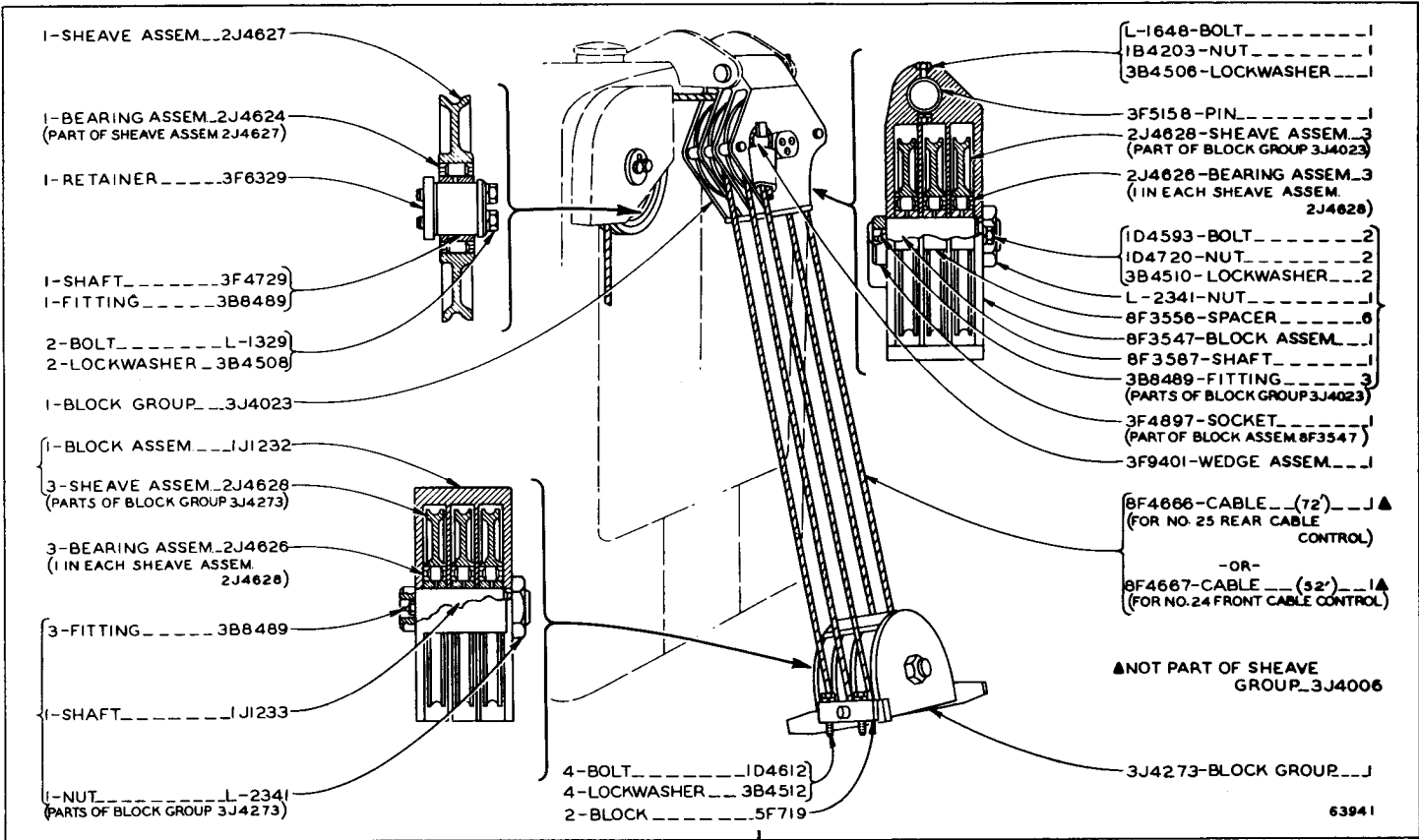
5F874 SHEAVE GROUP—Four Part Line—Fourth Type
 Effective with No. 6A Bulldozer Serial No. 15C5001—Up and 16C5001—Up
 For use with No. 24 and No. 25 Cable Control

ALWAYS GIVE SERIAL NUMBER WHEN ORDERING PARTS

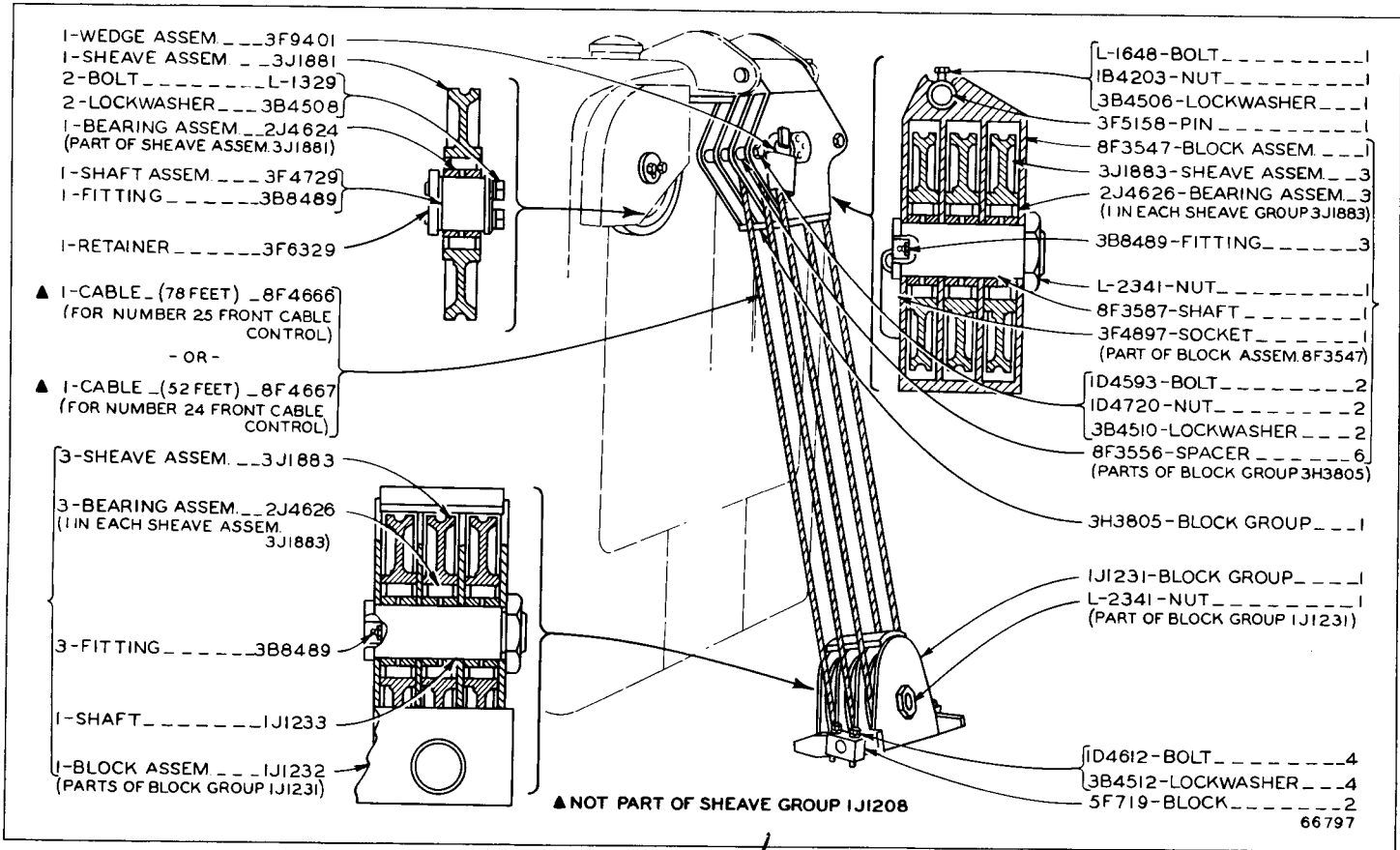


3J4025 SHEAVE GROUP—~~Four Part Line~~—Replaces 5F874
 Effective with No. 6A Bulldozer Serial No. 15C5001—Up and 16C5001—Up
 For use with No. 24 and No. 25 Cable Control

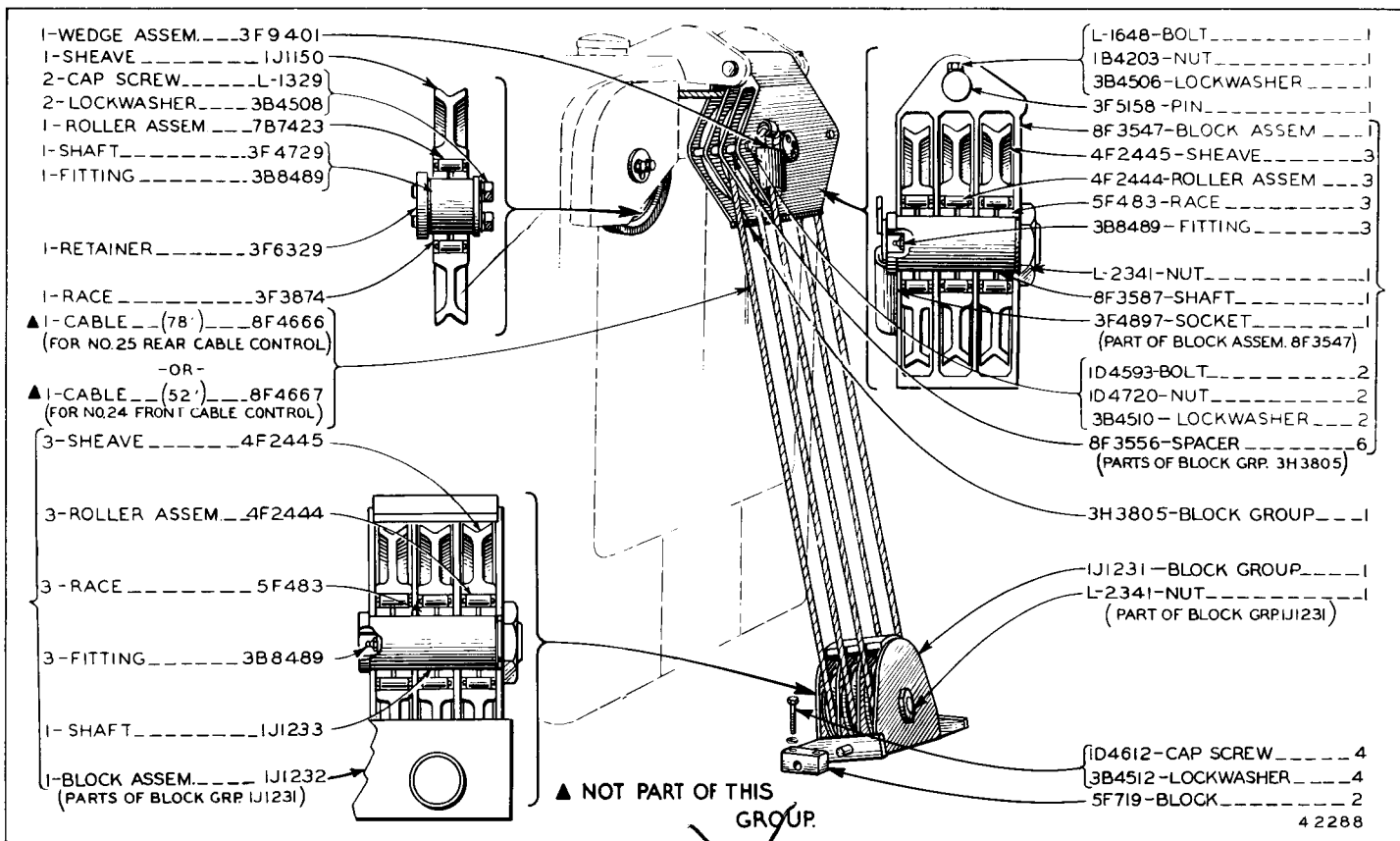
28B "CATERPILLAR" NO. 6A & NO. 6S BULLDOZER



~~3J4006 SHEAVE GROUP—Six Part Line~~
 Effective with No. 6A Bulldozer Serial No. 15C5001—Up and 16C5001—Up
 For use with No. 24 and No. 25 Cable Control

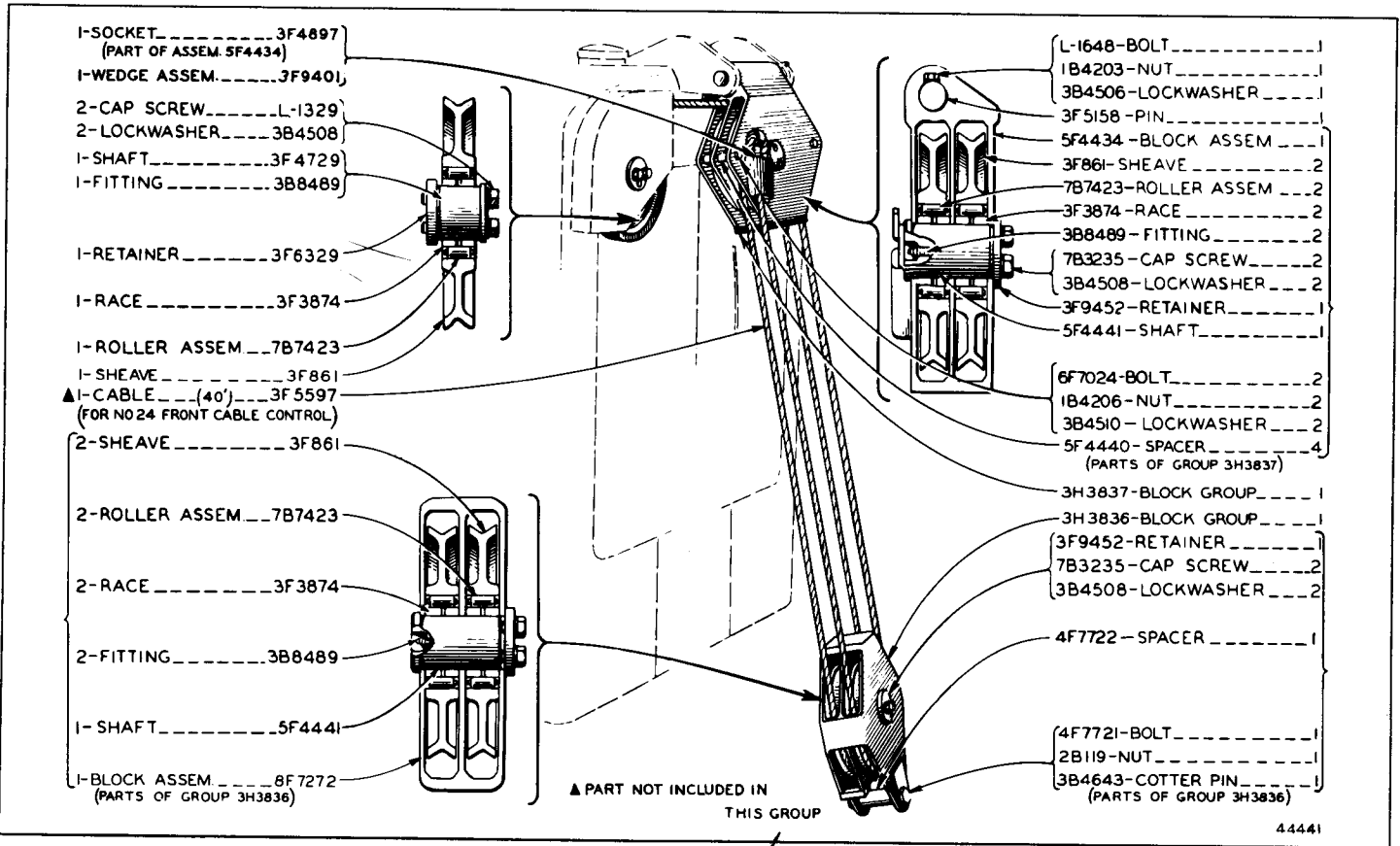


IJ1208 SHEAVE GROUP—Six Part Line—Second Type
 Effective with No. 6A Bulldozer Serial No. 15C5001—Up and 16C5001—Up
 For use with No. 24 and No. 25 Cable Control



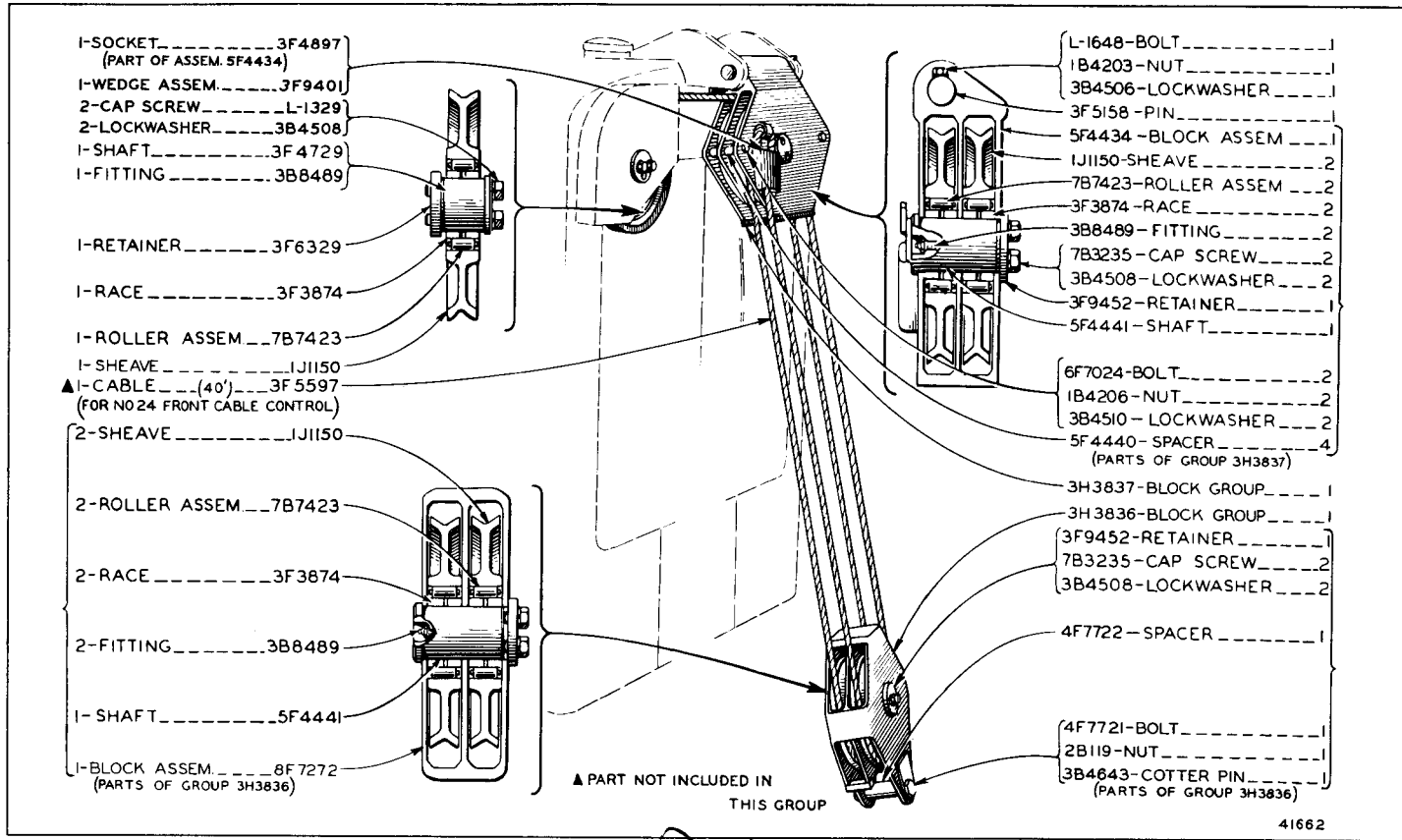
1J1208 SHEAVE GROUP—Six Part Line
 Effective with No. 6A Bulldozer Series No. 15C5001 and 16C5001
 For use with No. 24 and No. 25 Cable Control

ALWAYS GIVE SERIAL NUMBER WHEN ORDERING PARTS



30 "CATERPILLAR" NO. 6A & NO. 6S BULLDOZER

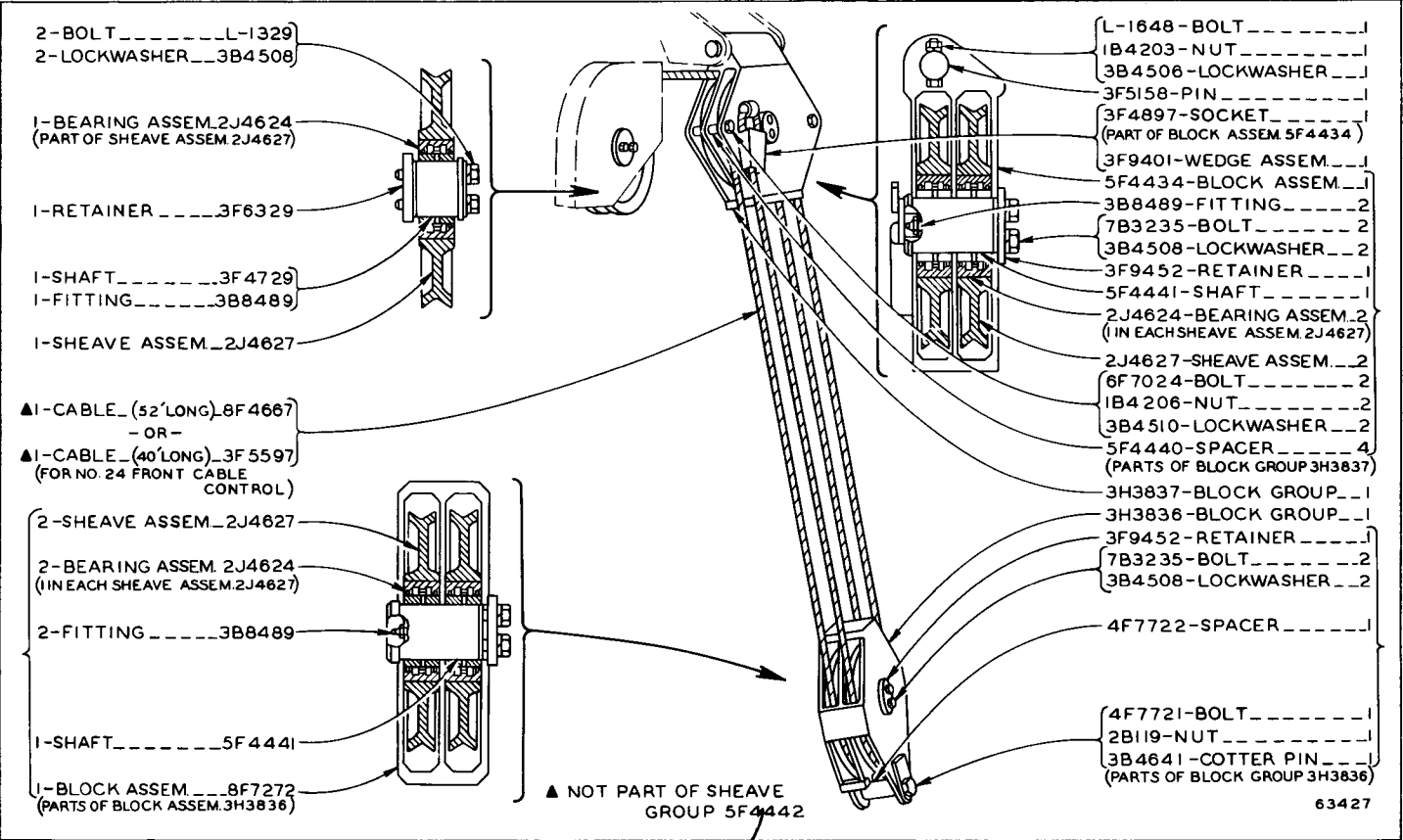
5F442 SHEAVE GROUP—Four Part Line—First Type
No. 6S Bulldozer Serial No. 15C1 to 15C5000 inclusive 16C1 to 16C5000 inclusive and 85C1—Up
For use with No. 24 and No. 25 Cable Control



5F4442 SHEAVE GROUP—Four Part Line—Second Type

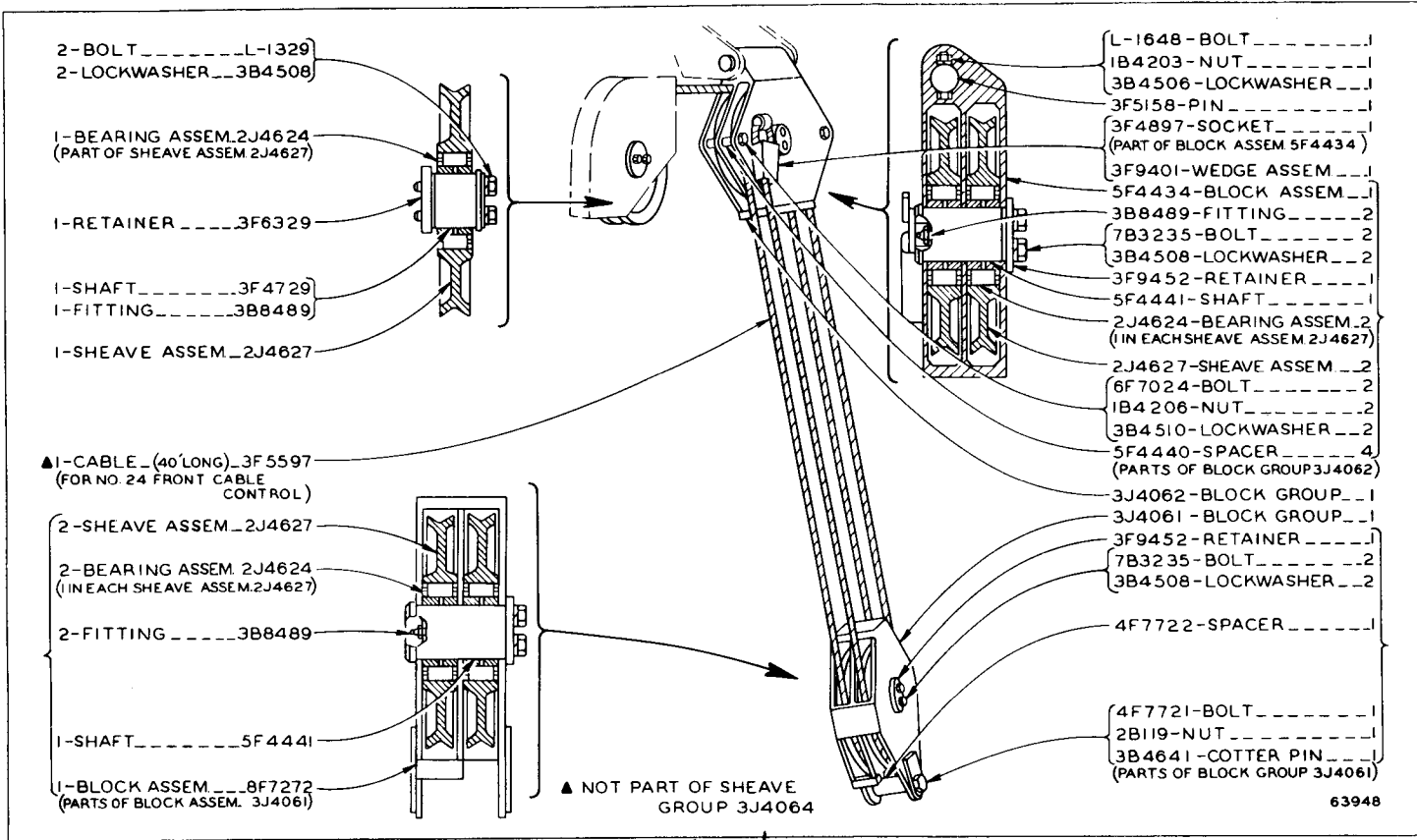
No. 6S Bulldozer Serial No. 15C1 to 15C5000 inclusive, 16C1 to 16C5000 inclusive and 85C1—Up
For use with No. 24 and No. 25 Cable Control

ONLY "CATERPILLAR" PARTS GIVE "CATERPILLAR" PERFORMANCE



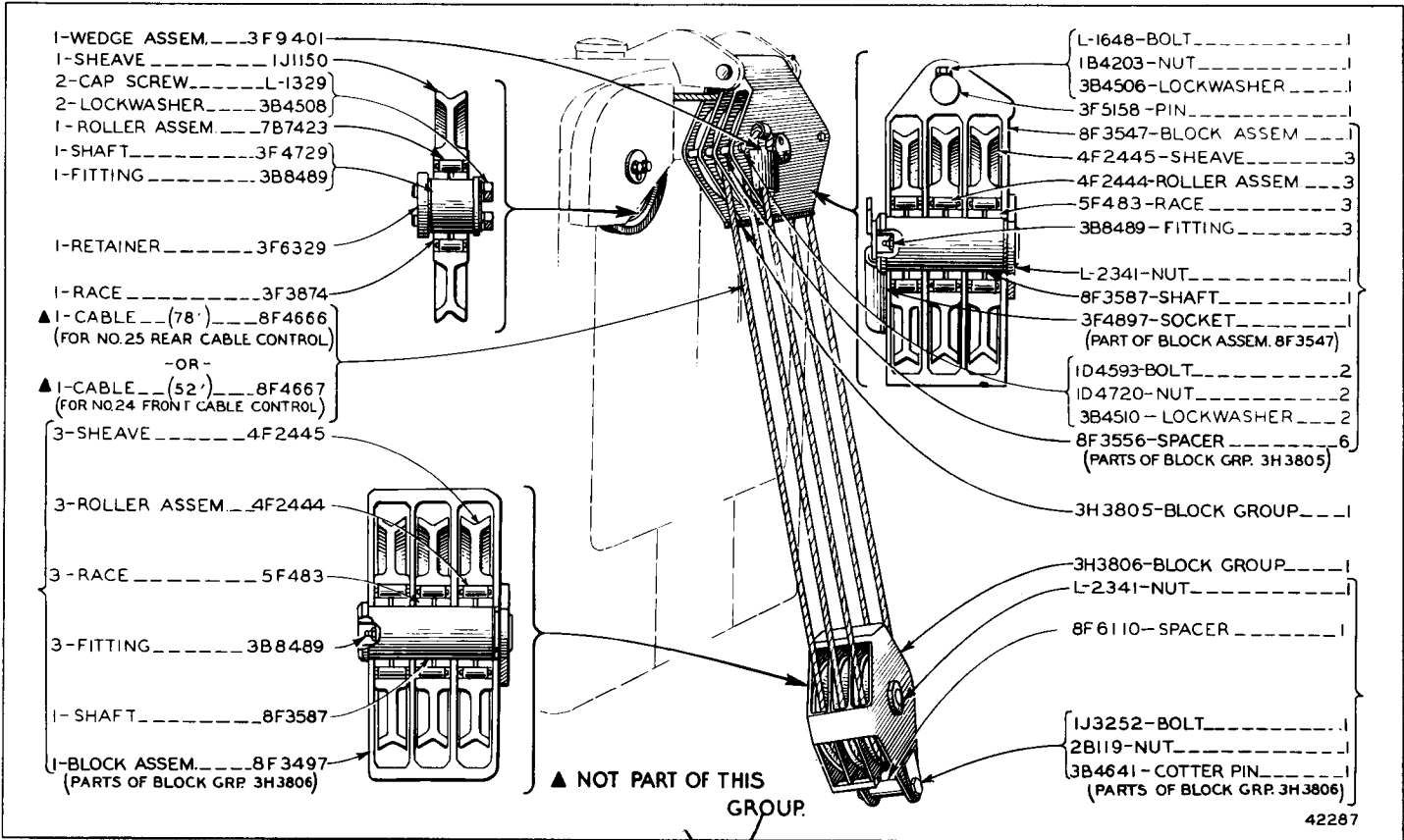
308 "CATERPILLAR" NO. 6A & NO. 6S BULLDOZER

5F4442 SHEAVE GROUP—Four Part Line—Third Type
No. 6S Bulldozer Serial No. 15C1 to 15C5000 inclusive, 16C1 to 16C5000 inclusive and 85C1—Up
For use with No. 24 and No. 25 Cable Control



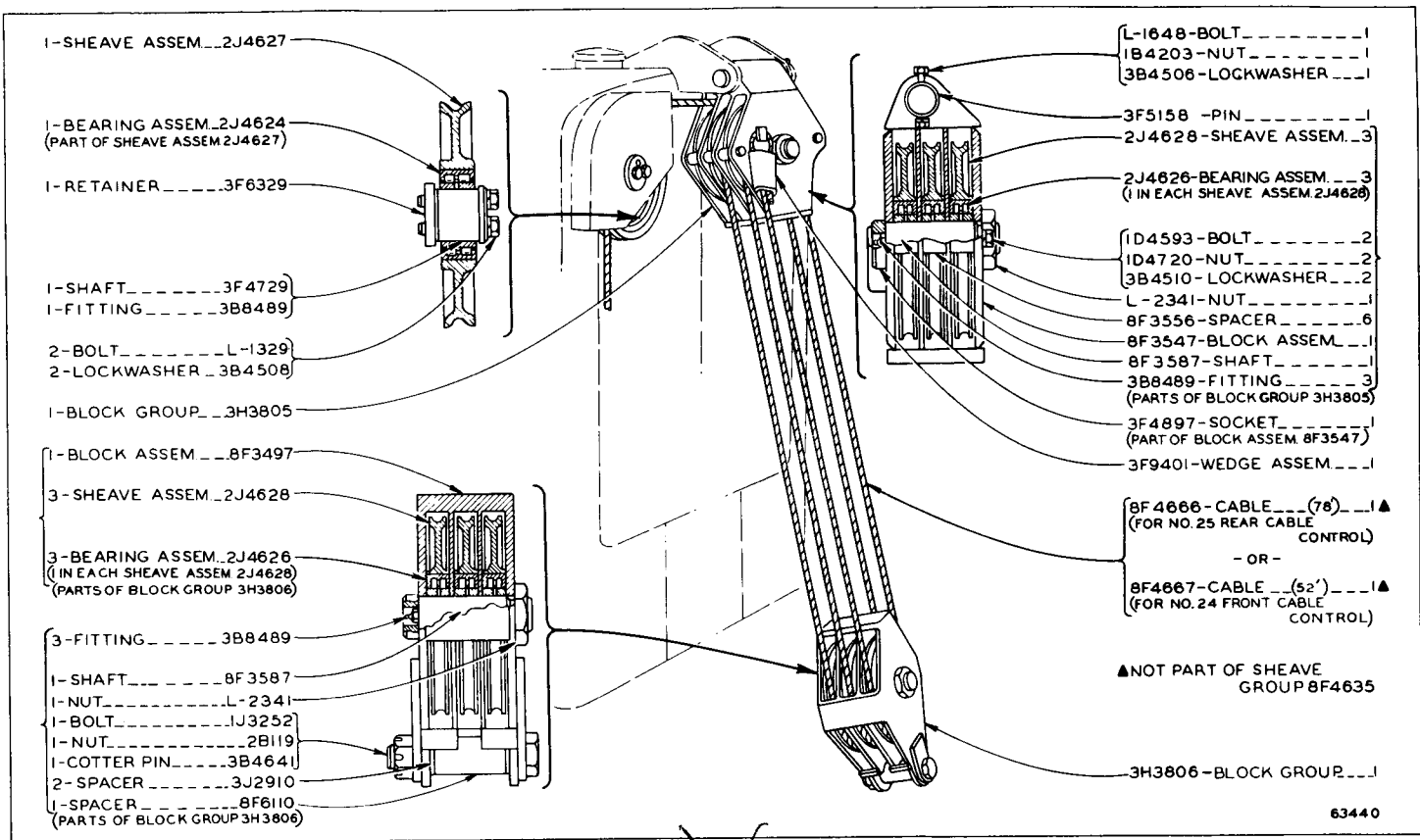
3J4064 SHEAVE GROUP—Four Part Line—Replaces 5F4442
 No. 6S Bulldozer Serial No. 15C1 to 15C5000 inclusive, 16C1 to 16C5000 inclusive and 85C1—Up
 For use with No. 24 and No. 25 Cable Control

ALWAYS GIVE SERIAL NUMBER WHEN ORDERING PARTS

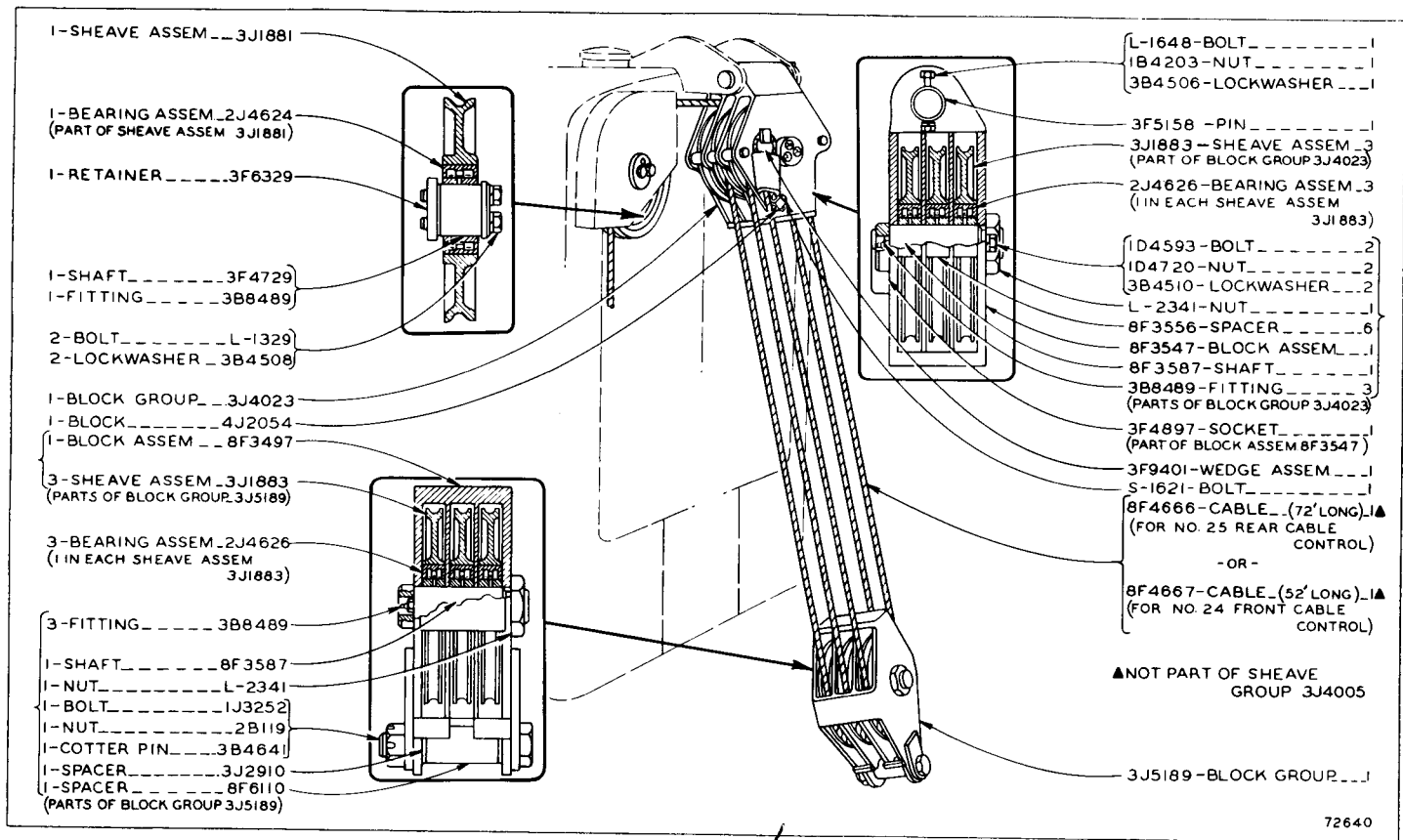


32 "CATERPILLAR" NO. 6A & NO. 6S BULLDOZER

~~8F4635 SHEAVE GROUP~~—Six Part Line
 No. 6S Bulldozer Serial No. 15C1 to 15C5000 inclusive, 16C1 to 16C5000 inclusive and 85C1—Up
 For use with No. 24 and No. 25 Cable Control

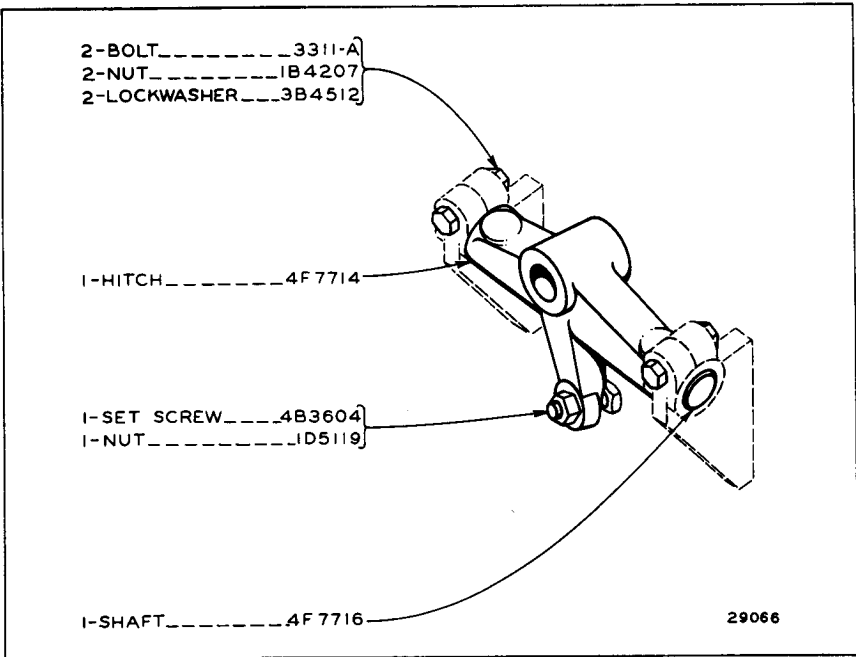


~~8F4635 SHEAVE GROUP—Six Part Line—Second Type~~
 No. 6S Bulldozer Serial No. 15C1 to 15C5000 inclusive, 16C1 to 16C5000 inclusive and 85C1—Up
 For use with No. 24 and No. 25 Cable Control



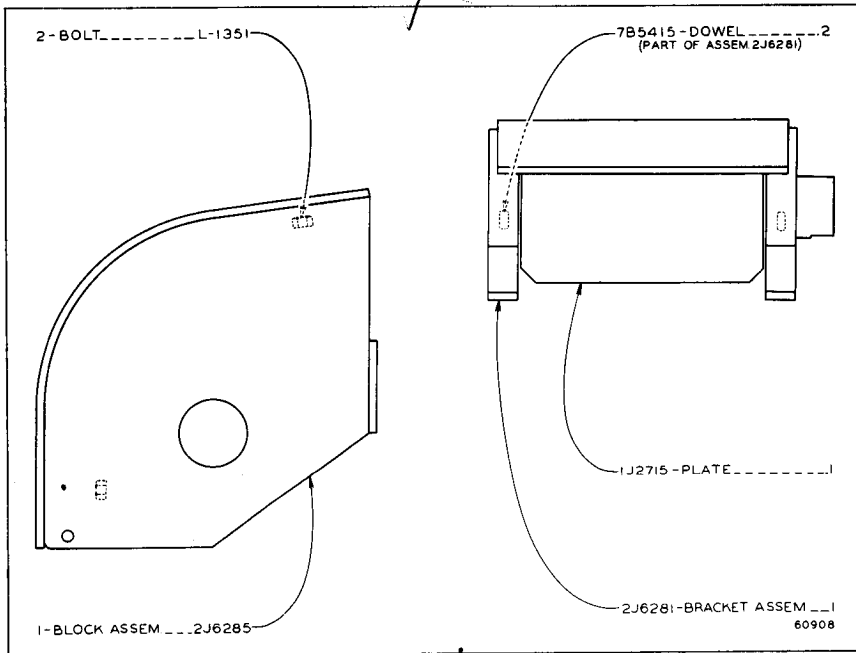
72640

3J4005 SHEAVE GROUP—Six Part Line
 No. 65 Bulldozer Serial No. 15C1 to 15C5000 inclusive, 16C1 to 16C5000 inclusive and 85C1—Up
 For use with No. 24 and No. 25 Cable Control



8F8905 SHEAVE HITCH GROUP

No. 6S Bulldozer Serial No. 15C1 to 15C5000 inclusive, 16C1 to 16C5000 inclusive and 85C1—Up
 For use with No. 24 and No. 25 Cable Control

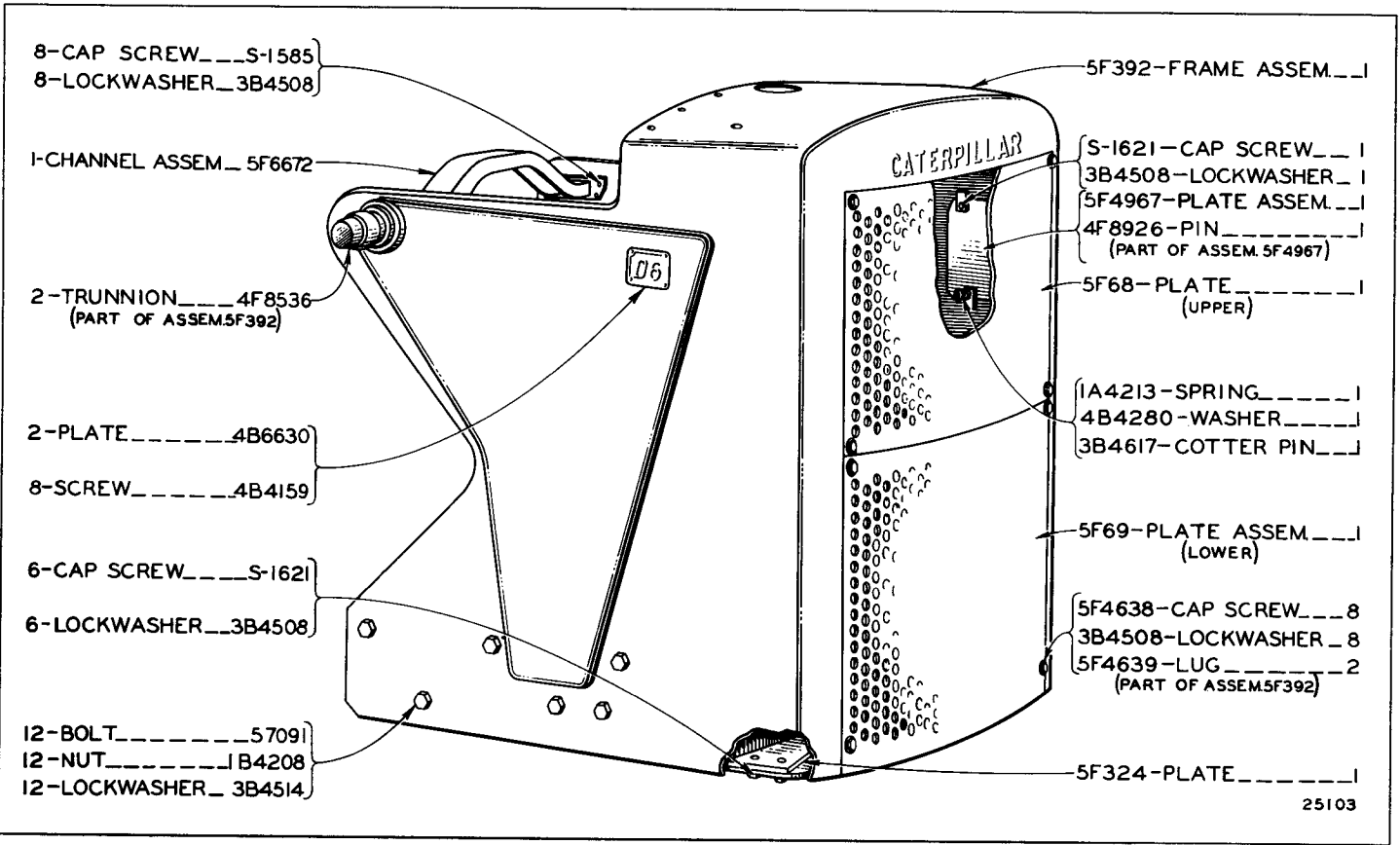


2J6286 SHEAVE BRACKET GROUP

For use with No. 24 and No. 25 Cable Control
 For D6 Tractors—60" Gauge Serial No. 37A1—Up and D6 Tractors—74" Gauge Serial No. 44A1—Up

ONLY "CATERPILLAR" PARTS GIVE "CATERPILLAR" PERFORMANCE

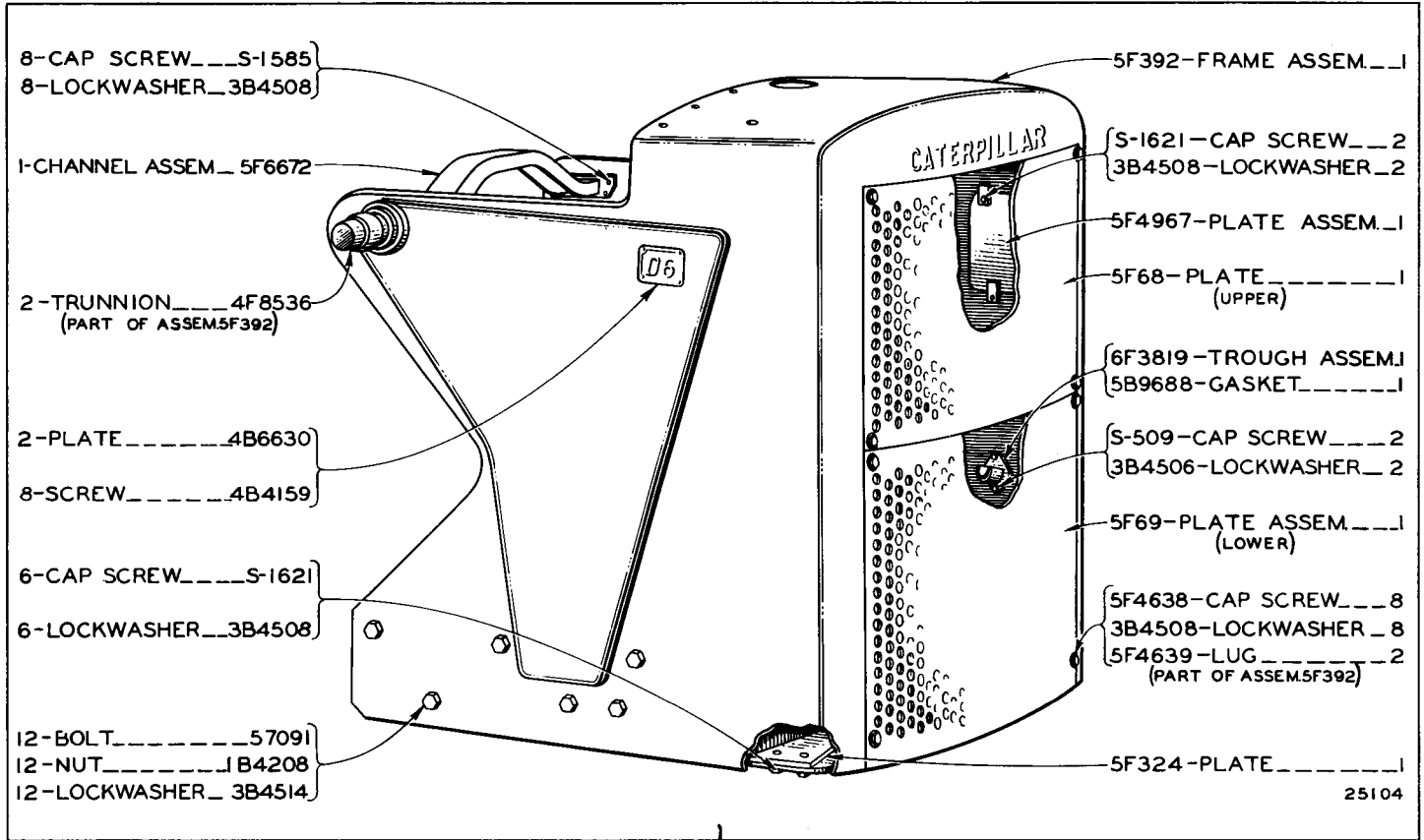
ALWAYS GIVE SERIAL NUMBER WHEN ORDERING PARTS



34 "CATERPILLAR" NO. 6A & NO. 6S BULLDOZER

5F849 CYLINDER SUPPORT AND RADIATOR GUARD GROUP—First Type

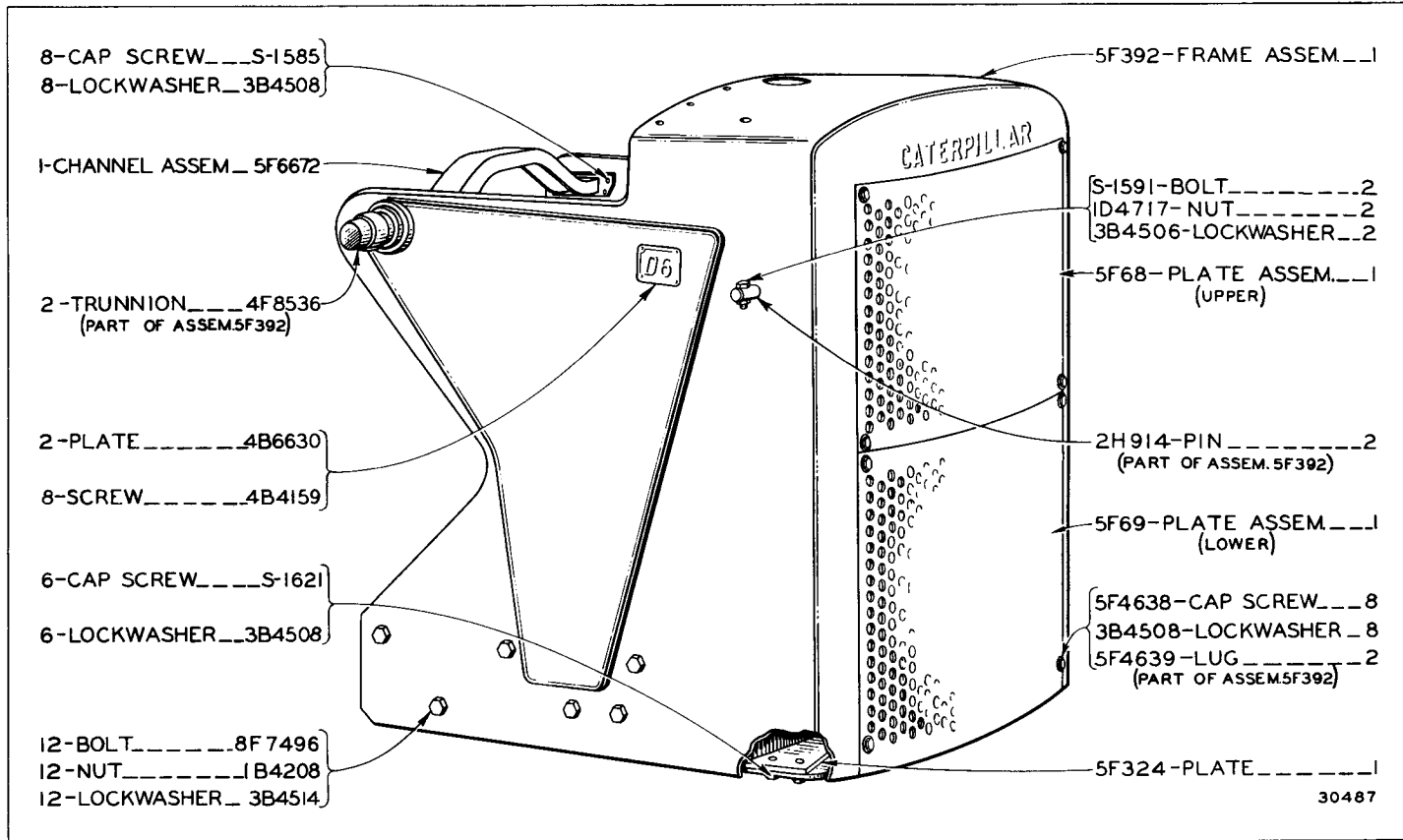
For use with No. 46 Hydraulic Control
 For D6 Tractors—74" Gauge Serial No. 4R1 to 4R3633 inclusive and 9U1—Up & D6 Tractors—60" Gauge Serial No. 5R1 to 5R5515 inclusive and 8U1—Up



5F849 CYLINDER SUPPORT AND RADIATOR GUARD GROUP—Second Type

For use with No. 4 Hydraulic Control
For D6 Tractors—74" Gauge Serial No. 4R1 to 4R3633 inclusive and 9U1—Up & D6 Tractors—60" Gauge Serial No. 5R1 to 5R5515 inclusive and 8U1—Up

ALWAYS GIVE SERIAL NUMBER WHEN ORDERING PARTS

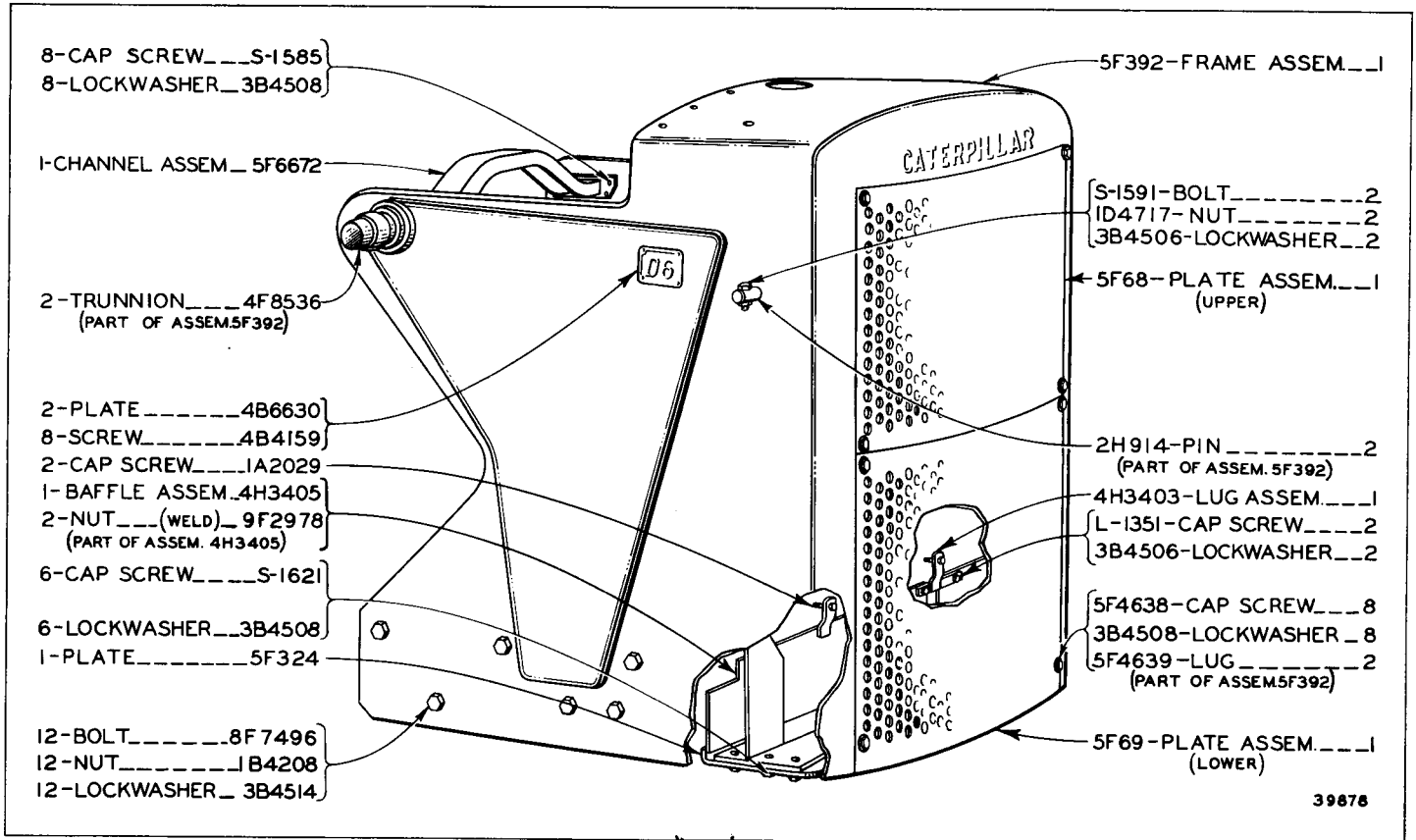


36 "CATERPILLAR" NO. 6A & NO. 6S BULLDOZER

5F849 CYLINDER SUPPORT AND RADIATOR/GUARD GROUP—Third Type

For use with No. 46 Hydraulic Control

For D6 Tractors—74" Gauge Serial No. 4R1 to 4R3633 inclusive and 8U1—Up & D6 Tractors—60" Gauge Serial No. 5R1 to 5R5515 inclusive and 8U1—Up

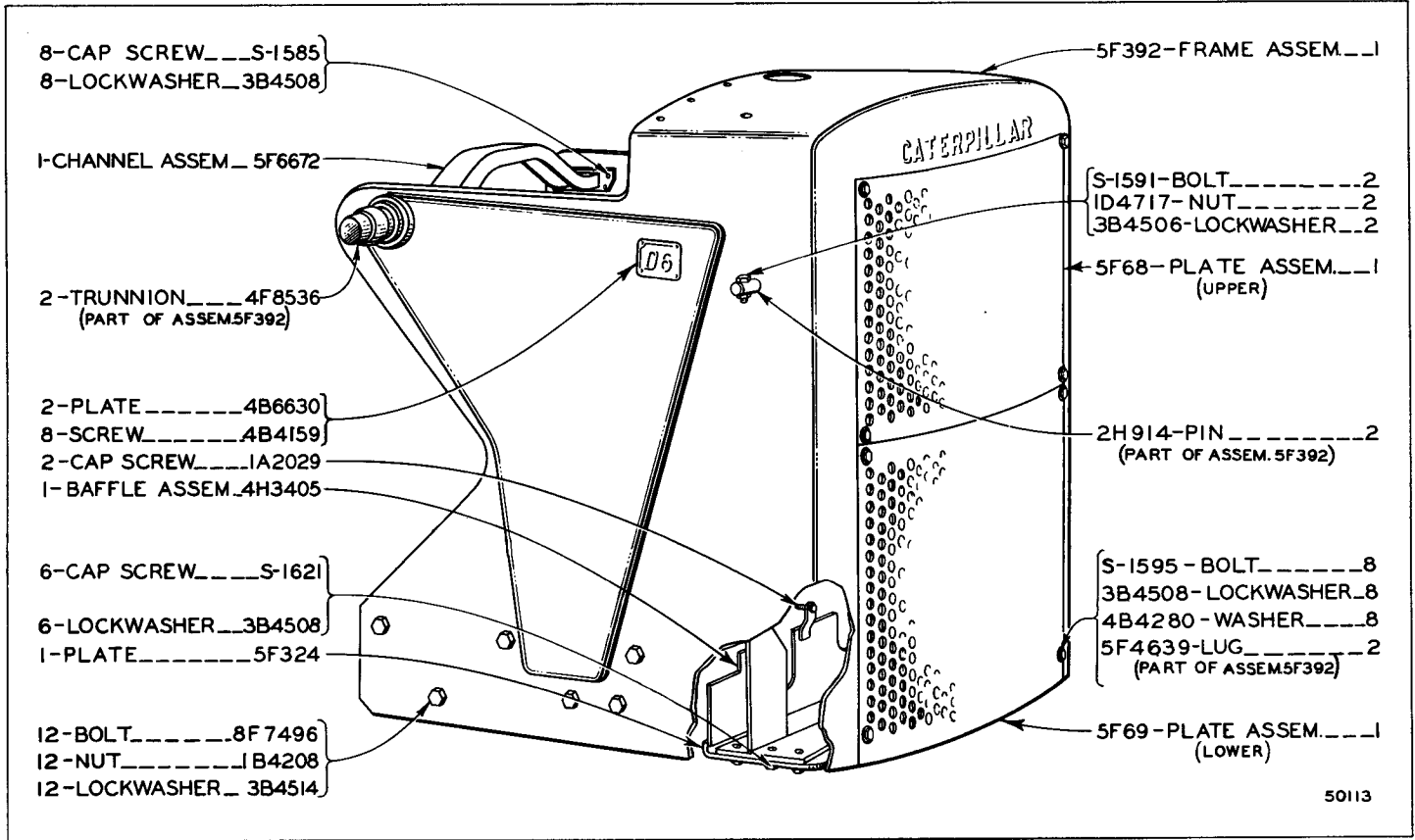


5F849 CYLINDER SUPPORT AND RADIATOR GUARD GROUP—Fourth Type

For use with No. 48 Hydraulic Control
For D6 Tractors—74" Gauge Serial No. 4R1 to 4R3633 inclusive and 9U1—Up & D6 Tractors—60" Gauge Serial No. 5R1 to 5R5515 inclusive and 8U1—Up

ALWAYS GIVE SERIAL NUMBER WHEN ORDERING PARTS

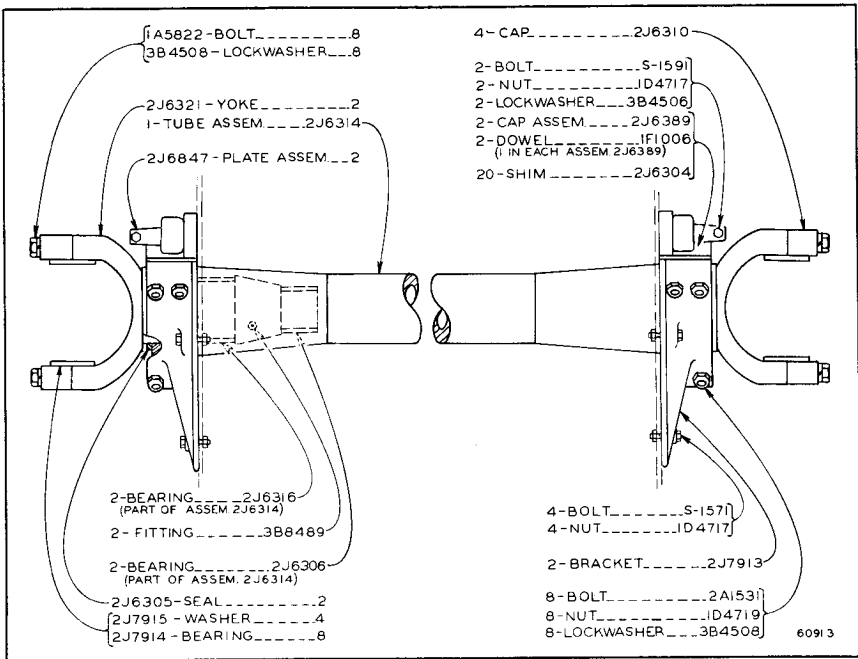
38 "CATERPILLAR" NO. 6A & NO. 6S BULLDOZER



5F849 CYLINDER SUPPORT AND RADIATOR GUARD GROUP—Fifth Type

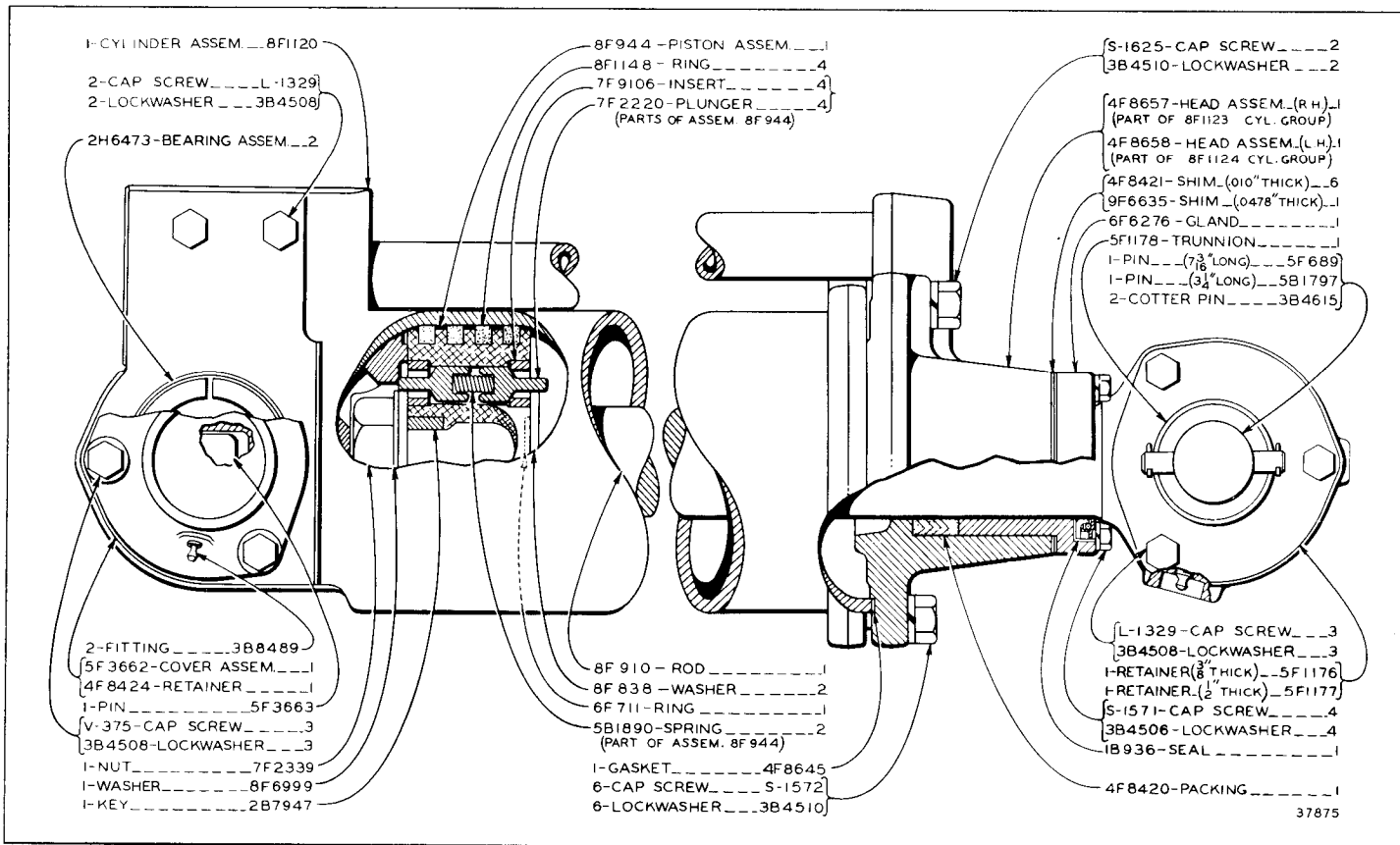
For use with No. 46 Hydraulic Control

For D6 Tractors—74" Gauge Serial No. 4R1 to 4R3633 inclusive and 9U1—Up & D6 Tractors—60" Gauge Serial No. 5R1 to 5R5515 inclusive and 8U1—Up

**2J7123 CYLINDER BRACKET GROUP**

For use with No. 165 Hydraulic Control

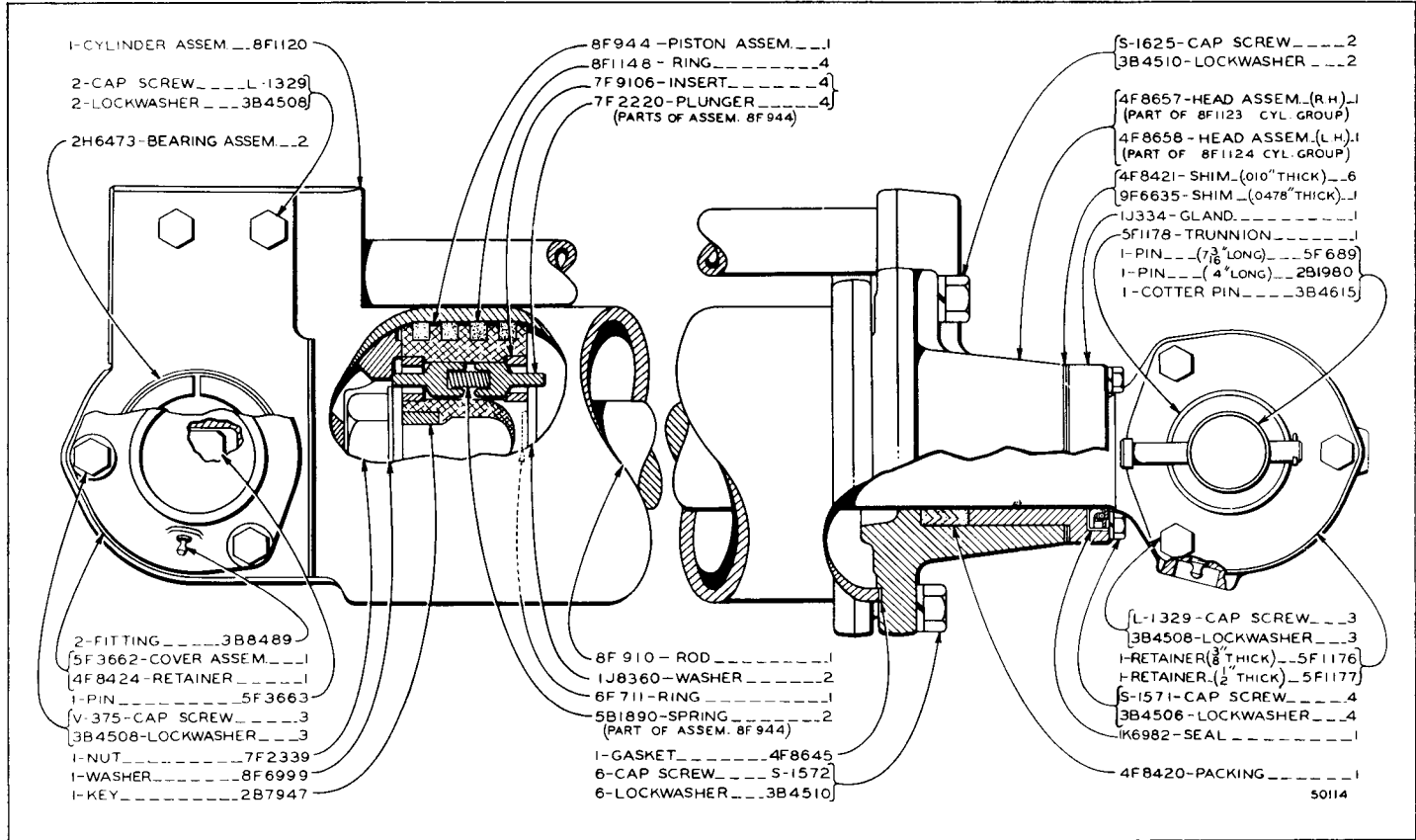
For D6 Tractors—60" Gauge Serial No. 37A1—Up and D6 Tractors—74" Gauge
Serial No. 44A1—Up



8F1123 HYDRAULIC CYLINDER GROUP—R.H.—First Type

8F1124 HYDRAULIC CYLINDER GROUP—L.H.—First Type

Effective with No. 6A Bulldozer Serial No. 15C5001 and 16C5001. For use with No. 46 Hydraulic Control. For D6 Tractors Serial No. 4R1 to 4R3633 inclusive, 5R1 to 5R5515 inclusive, 8U1—Up and 9U1—Up

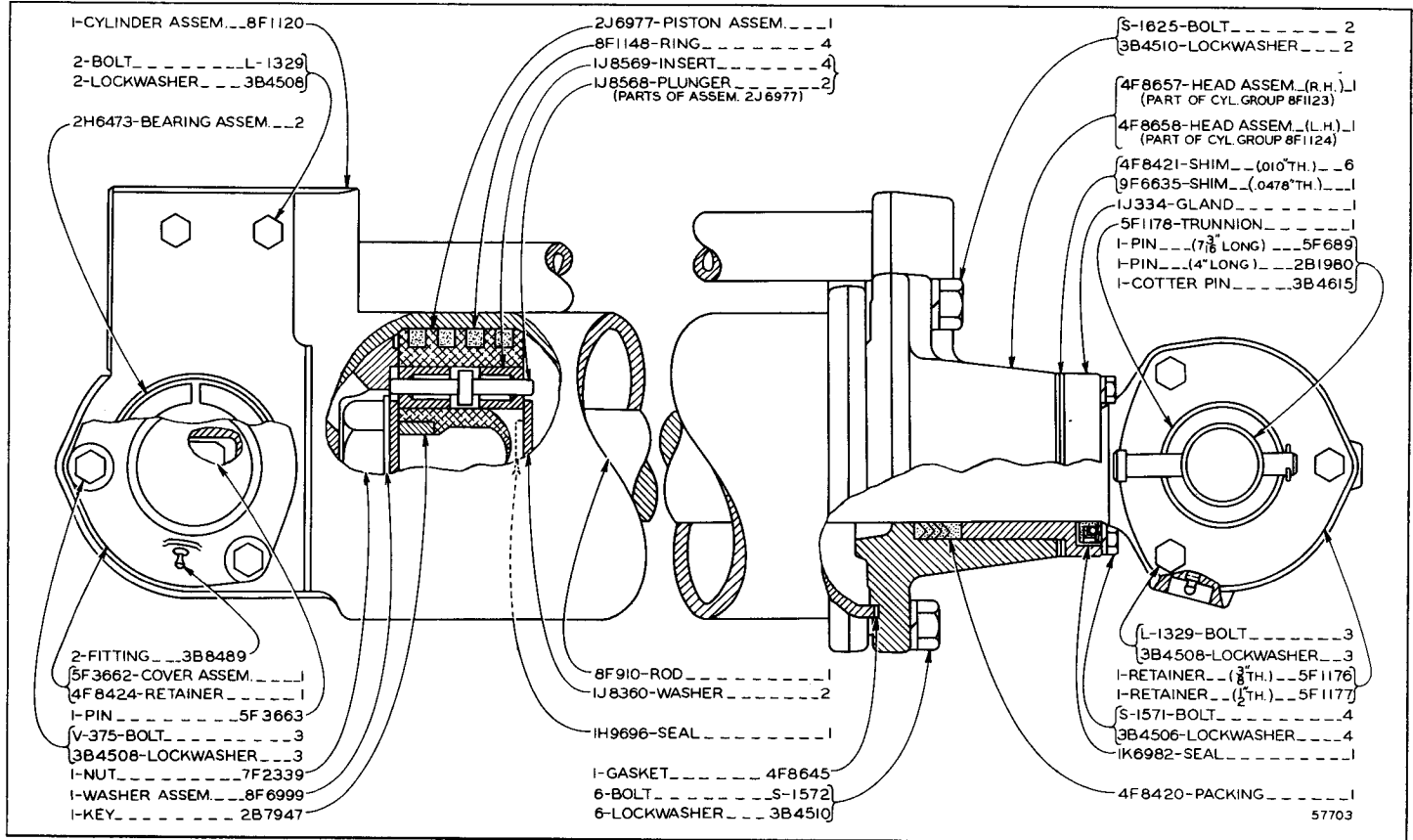


8F1123 HYDRAULIC CYLINDER GROUP—R.H.—Second Type
8F1124 HYDRAULIC CYLINDER GROUP—L.H.—Second Type

Effective with No. 6A Bulldozer Serial No. 15C5001 and 16C5001. For use with No. 46 Hydraulic Control. For D6 Tractors Serial No. 4R1 to 4R3633 inclusive, 5R1 to 5R5515 inclusive, 8U1—Up and 9U1—Up

ALWAYS GIVE SERIAL NUMBER WHEN ORDERING PARTS

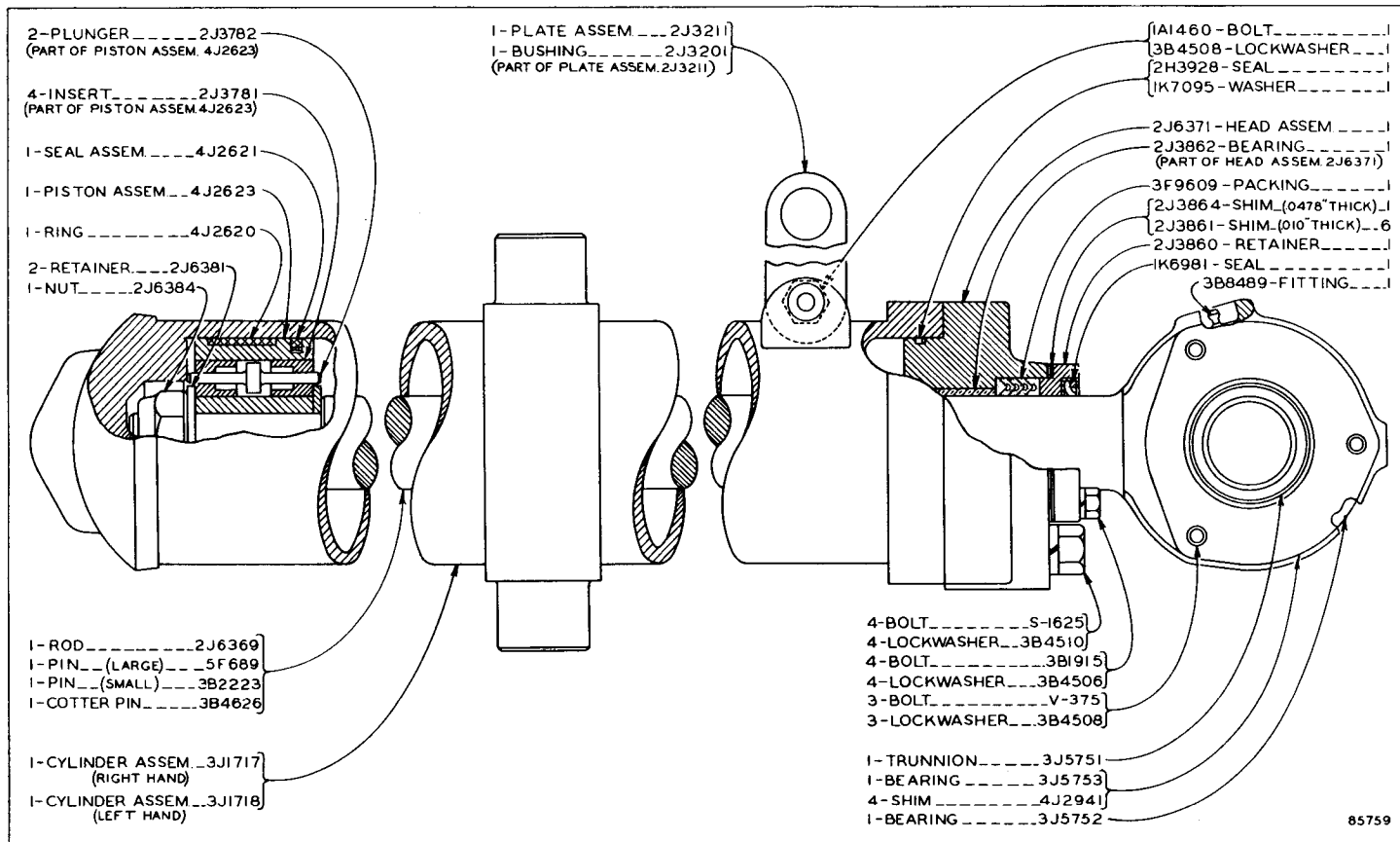
42 "CATERPILLAR" NO. 6A & NO. 6S BULLDOZER



57703

8F1123 HYDRAULIC CYLINDER GROUP—R.H.—Third Type
8F1124 HYDRAULIC CYLINDER GROUP—L.H.—Third Type

Effective with No. 6A Bulldozer Serial No. 15C5001 and 16C5001. For use with No. 46 Hydraulic Control. For D6 Tractors Serial No. 4R1 to 4R3633 inclusive, 5R1 to 5R5515 inclusive, 8U1—Up and 9U1—Up

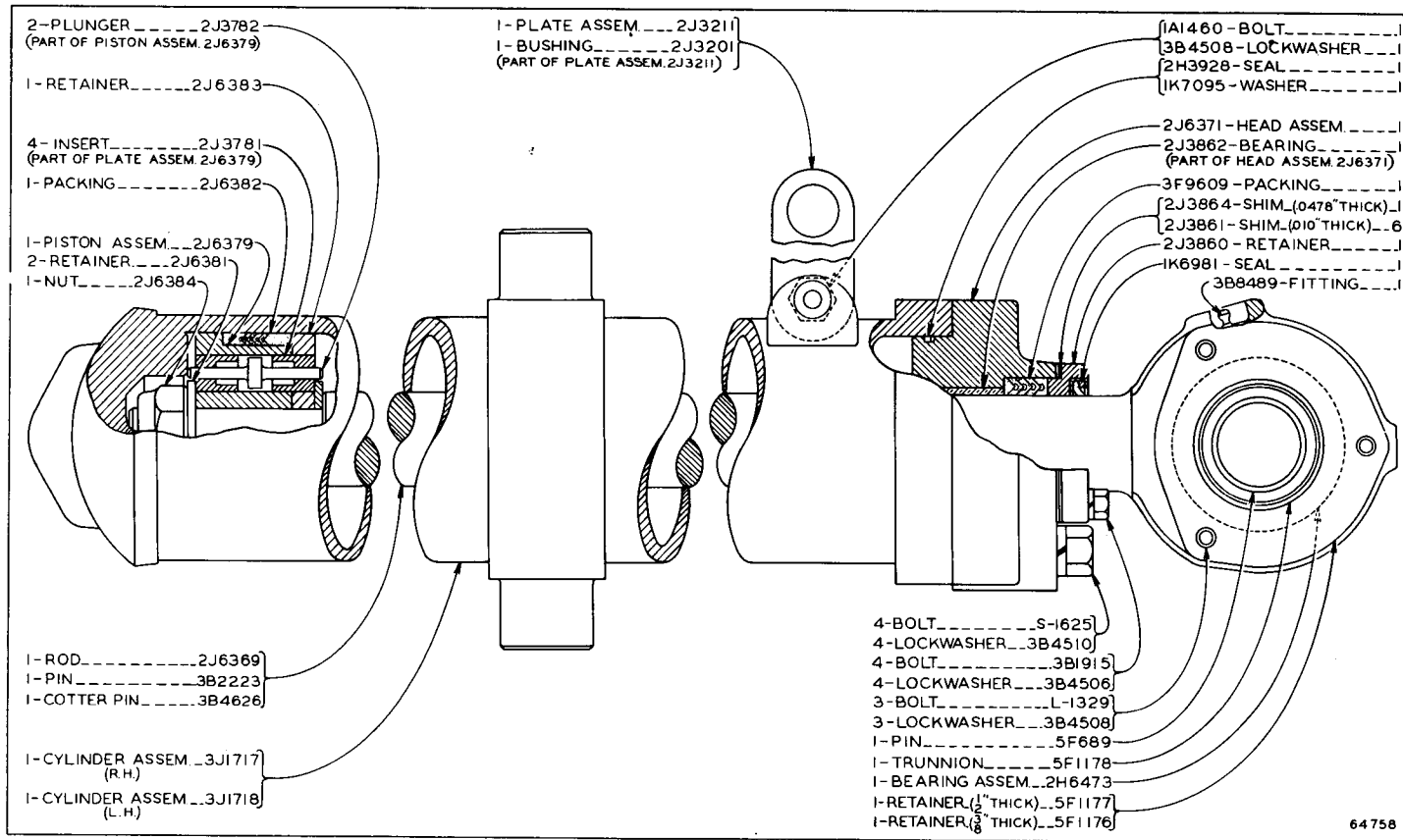


3J2017 HYDRAULIC CYLINDER GROUP—R.H.—4.5" x 30.25"—Second Type

3J2018 HYDRAULIC CYLINDER GROUP—L.H.—4.5" x 30.25"—Second Type

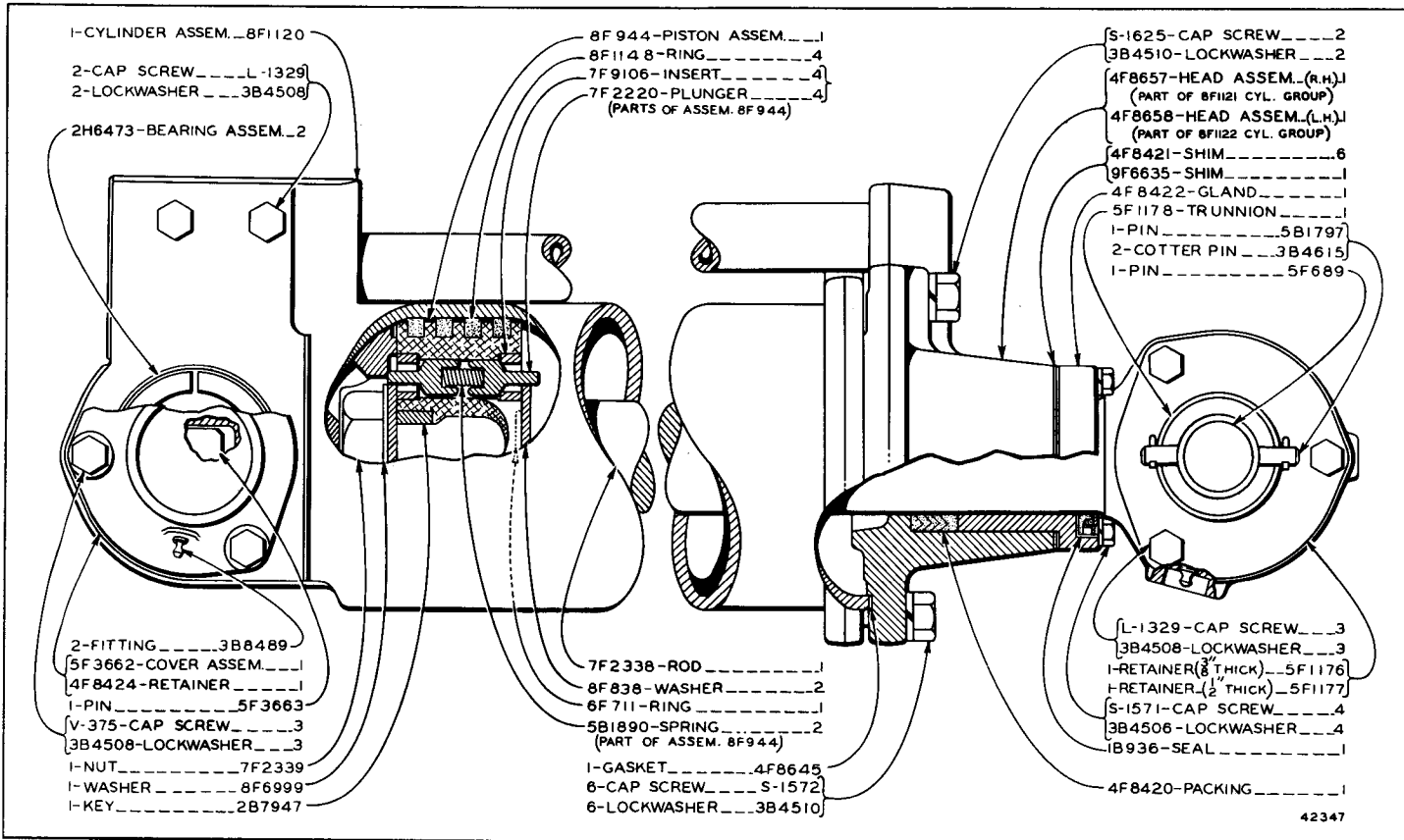
Effective with No. 6A Bulldozer Serial No. 15C5001—Up and 16C5001—Up. For use with 165 Hydraulic Control

For D6 Tractors Serial No. 37A1—Up and 44A1—Up



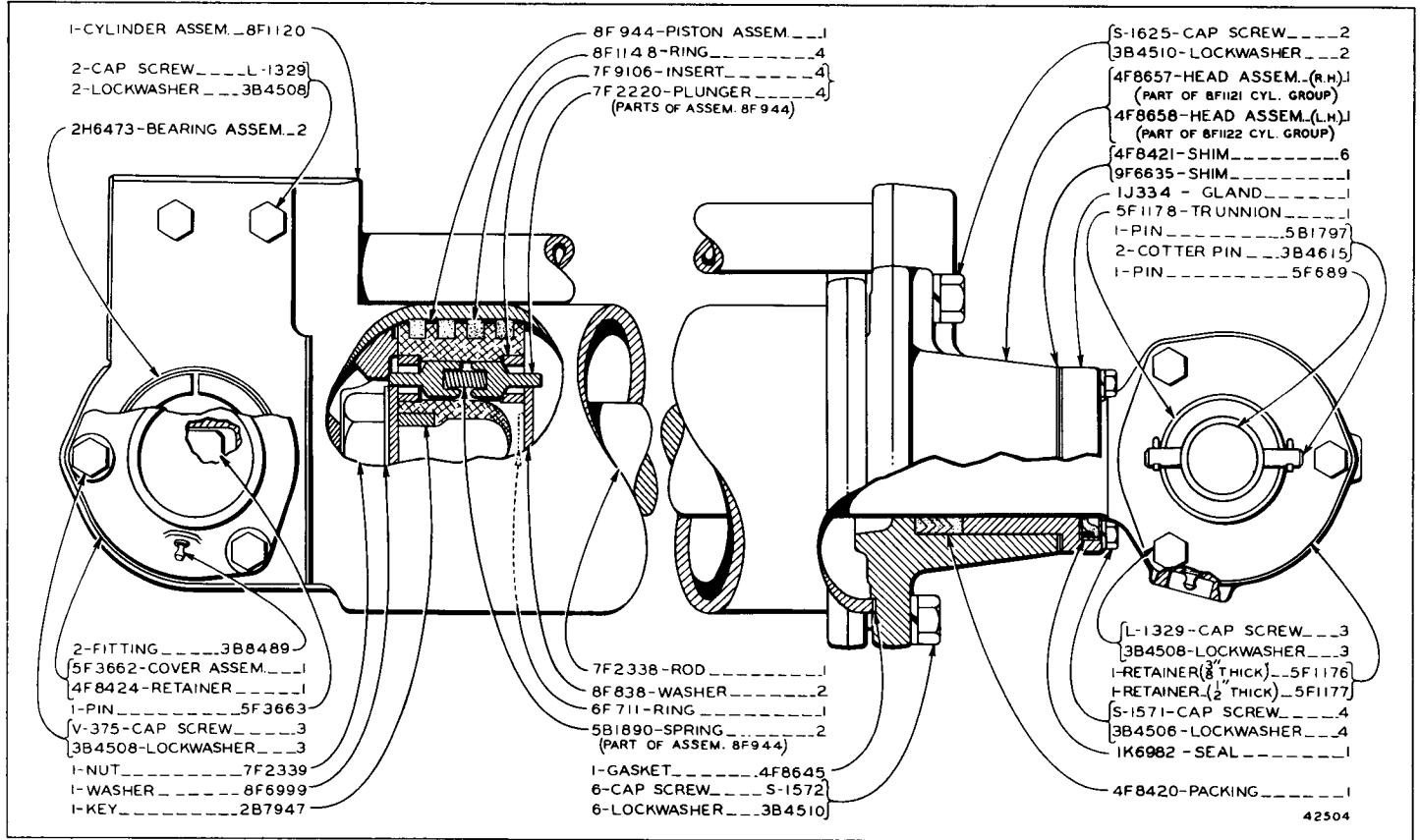
3J2017 HYDRAULIC CYLINDER GROUP—R.H.
3J2018 HYDRAULIC CYLINDER GROUP—L.H.

Effective with No. 6A Bulldozer Serial No. 15C5001 and 16C5001. For use with No. 165 Hydraulic Control, For D6 Tractors—60" Gauge Serial No. 37A1—Up and D6 Tractors—74" Gauge Serial No. 44A1—Up



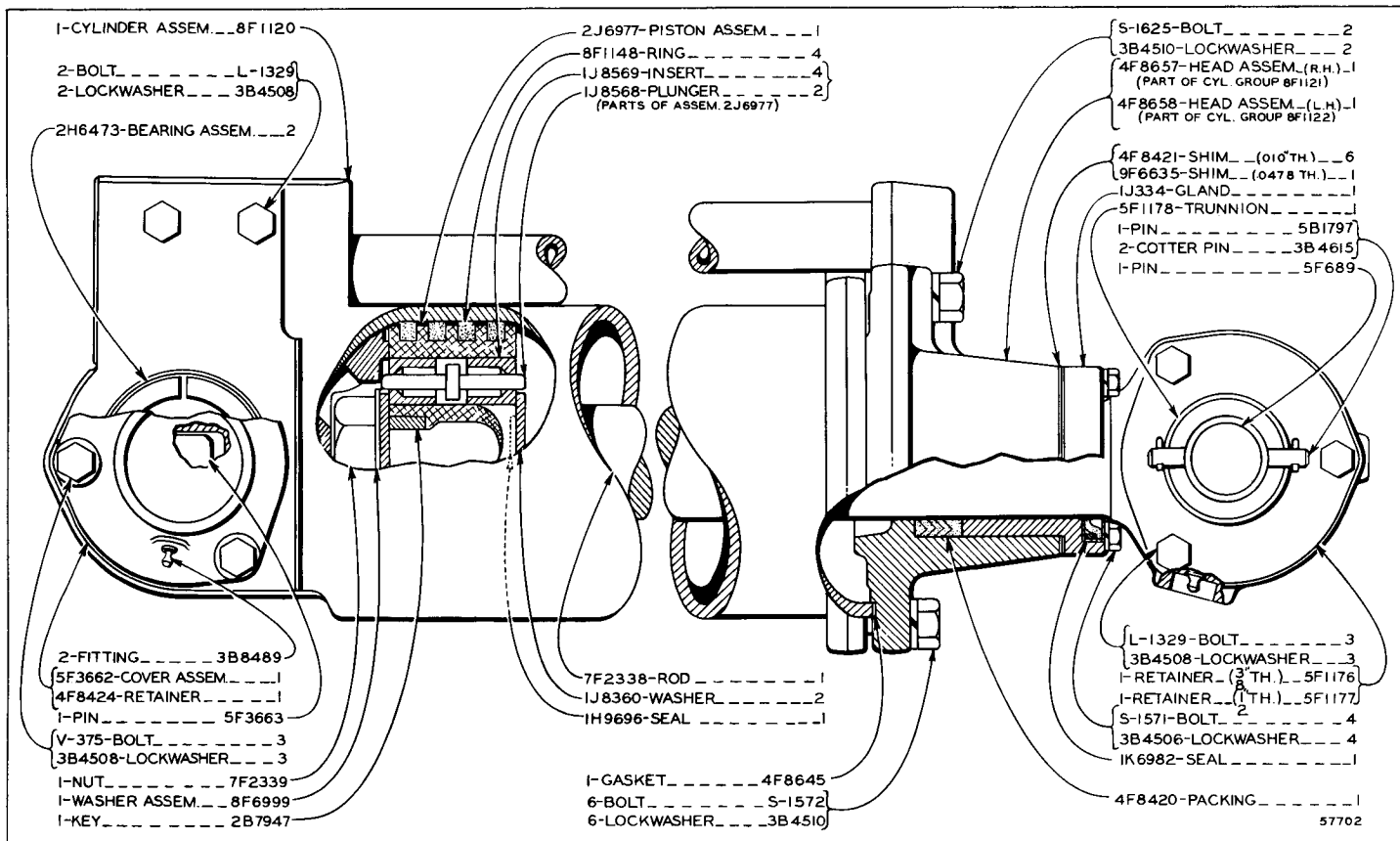
8F1121 HYDRAULIC CYLINDER GROUP—R.H.—First Type
8F1122 HYDRAULIC CYLINDER GROUP—L.H.—First Type

No. 6S Bulldozer Serial No. 15C1 to 15C5000 inclusive, 16C1 to 16C5000 inclusive and 85C1—Up. For use with No. 46 Hydraulic Control For D6 Tractors Serial No. 4R1 to 4R3633 inclusive, 5R1 to 5R5515 inclusive, 8U1—Up and 9U1—Up



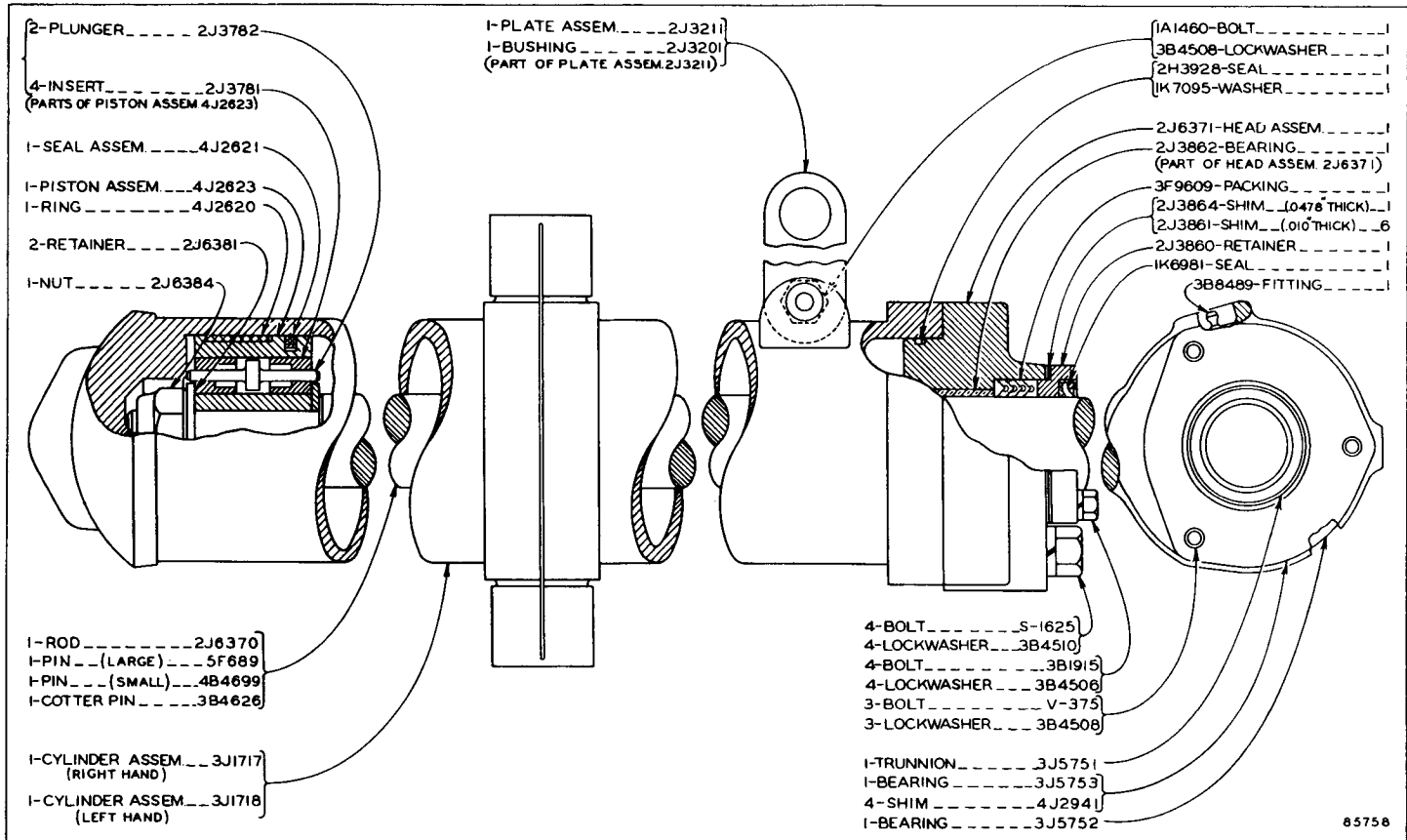
8F1121 HYDRAULIC CYLINDER GROUP—R.H.—Second Type
8F1122 HYDRAULIC CYLINDER GROUP—L.H.—Second Type

No. 6S Bulldozer Serial No. 15C1 to 15C5000 inclusive, 16C1 to 16C5000 inclusive and 85C1—Up. For use with No. 46 Hydraulic Control For D6 Tractors Serial No. 4R1 to 4R3633 inclusive, 5R1 to 5R5515 inclusive, 8U1—Up and 9U1—Up



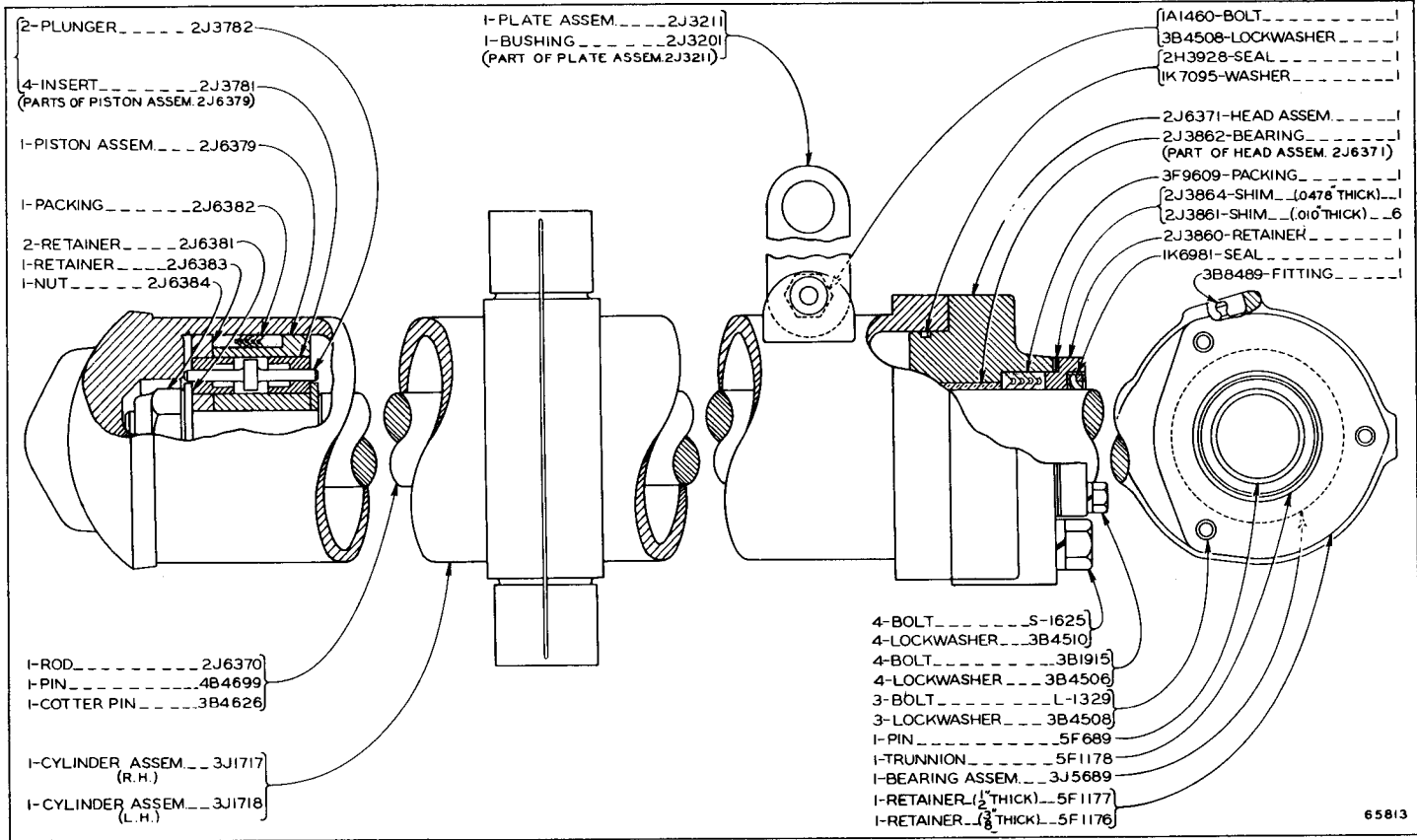
8F1121 HYDRAULIC CYLINDER GROUP—R.H.—Third Type
8F1122 HYDRAULIC CYLINDER GROUP—L.H.—Third Type

No. 6S Bulldozer Serial No. 15C1 to 15C5000 inclusive, 16C1 to 16C5000 inclusive and 85C1—Up. For use with No. 46 Hydraulic Control
For D6 Tractors Serial No. 4R1 to 4R3633 inclusive, 5R1 to 5R5515 inclusive, 8U1—Up and 9U1—Up



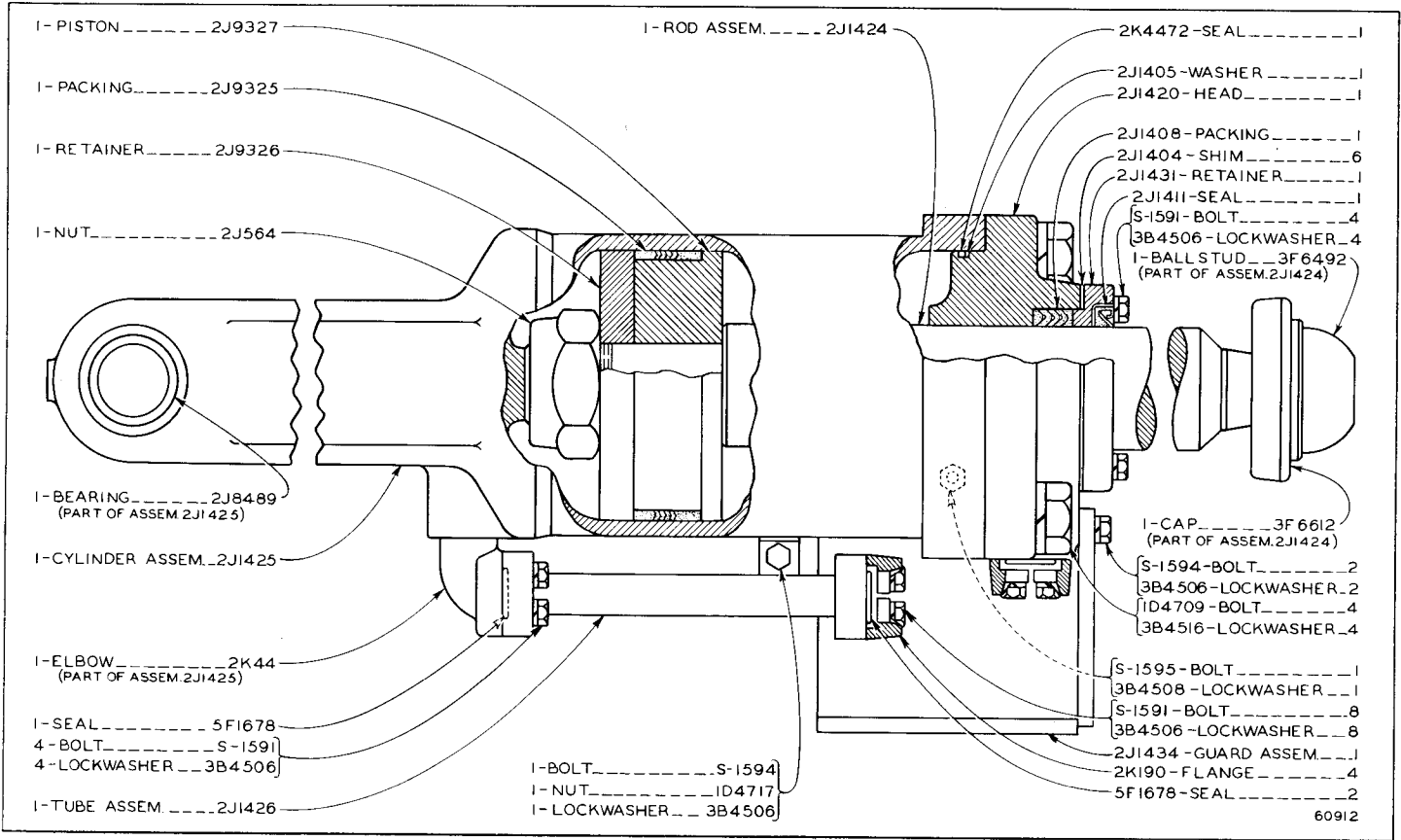
85758

3J1721 HYDRAULIC CYLINDER GROUP—R.H.—4.5" x 30.25"—Second Type
3J1722 HYDRAULIC CYLINDER GROUP—L.H.—4.5" x 30.25"—Second Type
 No. 65 Bulldozer Serial No. 15C1 to 15C5000 inclusive, 16C1 to 16C5000 inclusive and 85C1—Up. For use with
 165 Hydraulic Control. For D6 Tractors Serial No. 37A1—Up and 44A1—Up

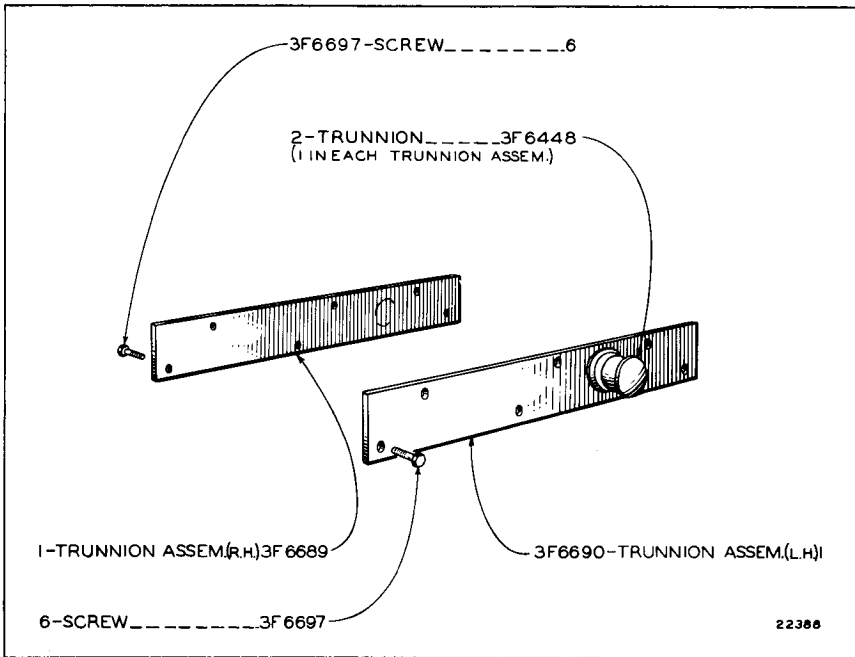


**3J1721 HYDRAULIC CYLINDER GROUP—R.H.
3J1722 HYDRAULIC CYLINDER GROUP—L.H.**

No. 6S Bulldozer Serial No. 15C1 to 15C5000 inclusive, 16C1 to 16C5000 inclusive and 85C1—Up. For use with No. 165 Hydraulic Control For D6 Tractors—60" Gauge Serial No. 37A1—Up and D6 Tractors—74" Gauge Serial No. 44A1—Up

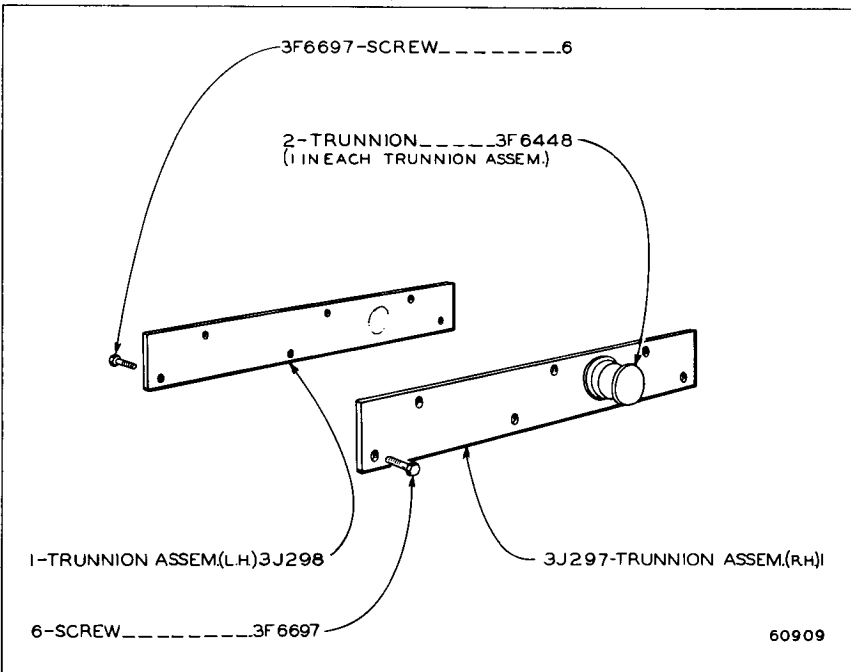


2J1402 HYDRAULIC CYLINDER GROUP—Blade Tilt
 No. 6S Bulldozer Serial No. 15C1 to 15C5000 inclusive, 16C1 to 16C5000 inclusive and 85C1—Up
 For D6 Tractors—60" Gauge Serial No. 37A1—Up and D6 Tractors—74" Gauge Serial No. 44A1—Up



4F6216 TRUNNION GROUP

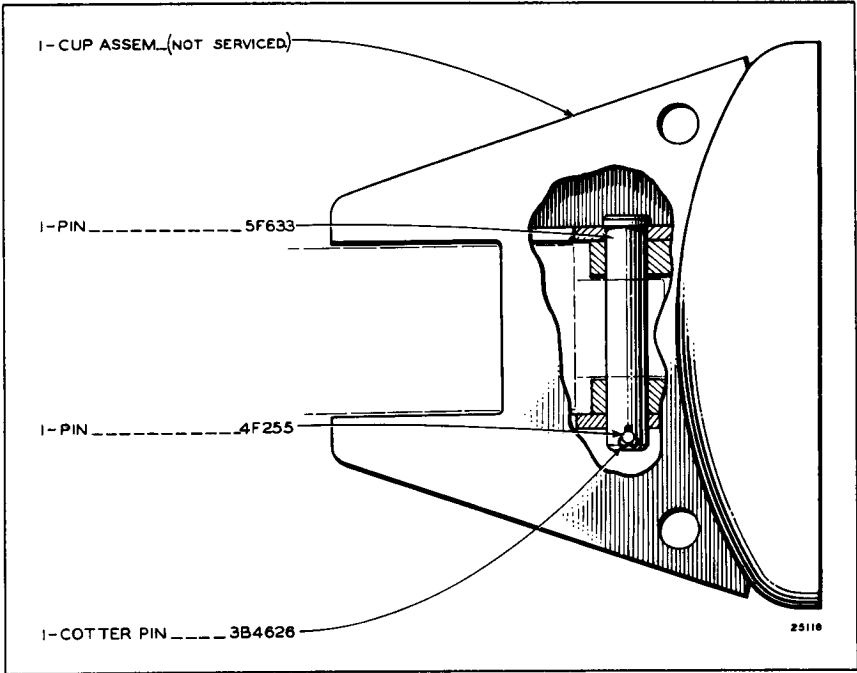
For use with No. 24, No. 25 Cable Control and No. 46 Hydraulic Control
For D6 Tractors Serial No. 4R1 to 4R3633 inclusive, 5R1 to 5R5515 inclusive,
8U1—Up and 9U1—Up



3J301 TRUNNION GROUP

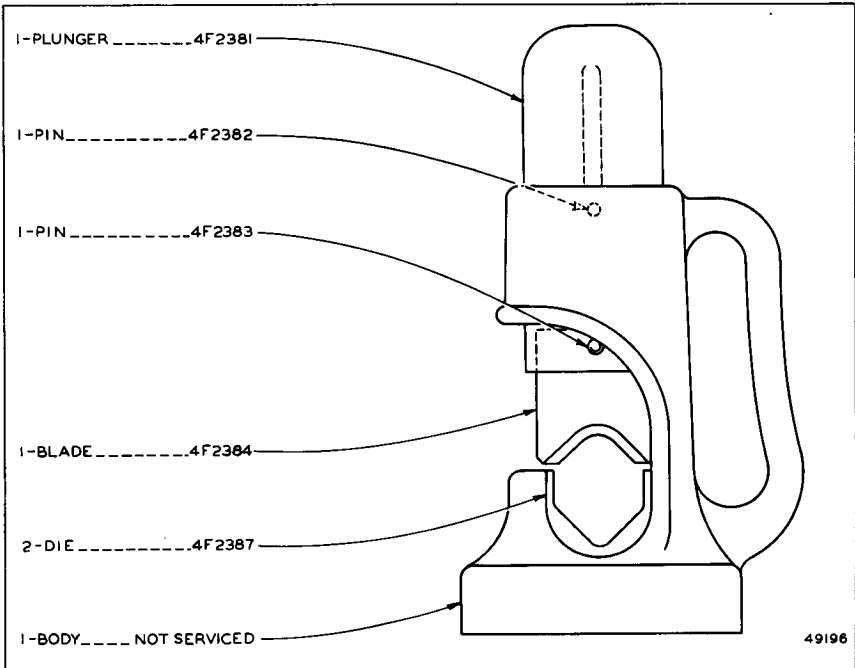
For use with No. 24, No. 25 Cable Control and No. 165 Hydraulic Control
For D6 Tractors Serial No. 37A1—Up and 44A1—Up

ONLY "CATERPILLAR" PARTS GIVE "CATERPILLAR" PERFORMANCE



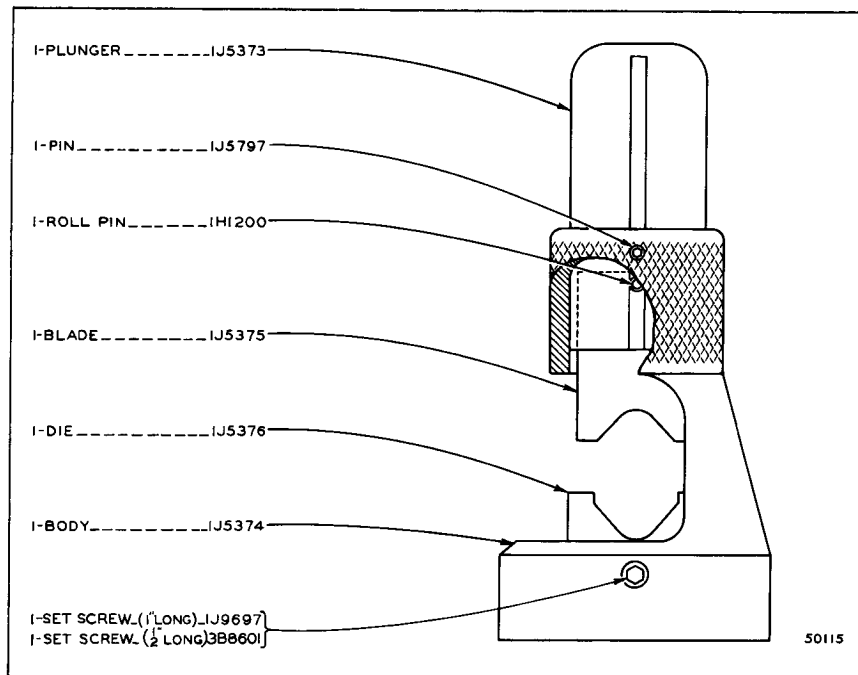
5F626 PUSH CUP GROUP

Effective with No. 6A Bulldozer Serial No. 15C5001 and 16C5001



IJ9698 CABLE CUTTER—First Type

ALWAYS GIVE SERIAL NUMBER WHEN ORDERING PARTS



IJ9698 CABLE CUTTER—Second Type

ONLY "CATERPILLAR" PARTS GIVE "CATERPILLAR" PERFORMANCE

MEMORANDA

ONLY "CATERPILLAR" PARTS GIVE "CATERPILLAR" PERFORMANCE

MEMORANDA

A

ALWAYS GIVE SERIAL NUMBER WHEN ORDERING PARTS

SPECIFICATIONS

(SUBJECT TO CHANGE WITHOUT NOTICE)

	No. 6A 60" Gauge	No. 6A 74" Gauge	No. 6S 60" Gauge	No. 6S 74" Gauge
Weight, shipping (approximate) in pounds:				
Equipped for use with front cable control	3,857	4,203	3,088	3,340
Equipped for use with rear cable control	4,085	4,375	3,351	3,554
Equipped for use with hydraulic control	4,417	4,667	3,664	3,912

CABLE

Size	1/2"	1/2"	1/2"	1/2"
Length, for use with:				
Front cable control	40'	40'	40'	40'
Rear cable control	60'	60'	60'	60'

BLADE

Length	10' 4"	11' 10"	8'	9' 6 1/2"
Height	33 1/4"	33 1/4"	38"	38"
Maximum lift above ground	36"	36"	36"	36"
Maximum blade pitch adjustment	25°	25°	10°	10°
Maximum blade tilting adjustment	10"	10"	14 1/4"	14 1/4"

MACHINE SERIAL NUMBER PLATE LOCATION

Serial number plate is located on the right-hand side of the rear face of the moldboard.