

**PARTS
BOOK**

**CATERPILLAR
977K TRAXCAVATOR**

PARTS

SERIAL NUMBERS
11K1 TO 11K3918
INCLUSIVE

QUICK REFERENCE CHARTS

USE THESE CHARTS TO RECORD FREQUENTLY USED MAINTENANCE INFORMATION

MACHINE SERIAL NO.	
EQUIPMENT NO.	

FREQUENTLY REPLACED ITEMS

PART NO.	PART NAME

FLUIDS & LUBRICANTS

WHERE USED	TYPE	AMOUNT

OTHER MAINTENANCE ITEMS

977K TRAXCAVATOR

SERIAL NUMBERS

11K1 To 11K3918

REVISION PUBLISHED MAY 1977

COMPILED BY MARGARET A. WILSON

INDEX

Diesel Engine (Page 10)

Name	Page	Name	Page
Accessory Drive	30	Glow Plug and Wiring	46
Air Cleaner	16	Governor	32
Alternator	46A	Guard—Crankcase	56
Battery and Wiring	50	Instrument Panel	40
Breather and Fumes		Manifold	19
Disposal	42	Muffler	18
Camshaft	28	Oil Cooler—Engine	43
Connecting Rod	27	Oil Cooler—Torque Converter	42
Control—Governor	31	Oil Lines—Turbocharger	18
Crankshaft	25	Piston	27
Crankshaft Bearings	26	Pump—Fuel Priming	34
Cylinder Block and Covers	22	Pump—Oil	41
Cylinder Head	20	Pump—Water	14
Drive and Support—Fan	13	Pump—Fuel Transfer	36A
Fan and Guard—Blower	12	Radiator	10
Filter—Fuel	36	Starting Motor	47
Filter and Lines	43	Service Meter	28B
Flywheel	27	Specifications	192
Fuel Pump Housing	37	Tools	187
Fuel System	39	Torque Spring	34
Fuel Valves and Lines	38	Transfers	189
Gasket Kits	26	Turbocharger	17
Gauges	40	Valve Mechanism	20
Generator	46	Water Lines	14B

Transmission and Chassis (Page 57)

Name	Page	Name	Page
Brakes	80	Linkage—Transmission Control ..	71
Case and Covers—Bevel Gear	78	Lubrication System—Transmis-	
Clutch—Steering	77	sion and Steering Clutch	72
Control—Steering Clutch		Power Train	57
Hydraulic	75	Roller—Track	87
Drawbar	96	Roller—Track Carrier	86A
Final Drive	82	Seat Cushions and Frame	91
Floor Plates, Guards and Grab		Supports—Fuel Tank, Hydraulic	
Irons	94	Tank and Seat	95
Frame—Track Roller	88	Torque Converter	58
Front Idler	84	Track	90
Guard—Recoil Mechanism	89	Transmission—Range	63
Hood and Guard	92		

Traxcavator (Page 97)

Bucket	97B	Frame—Loader	102
Bucket Positioner	100	Hand Control	101
Control—Bucket	98	Kickout	97

Hydraulic Control (Page 103)

Cylinder—Lift	118	Lines—Tilt Cylinder	114
Cylinder—Tilt	119	Mounting—Lift Cylinder	120
Lines—Lift Cylinder	116	Pump and Lines	103
Lines—Oil Cooler	105	Tank and Valve	106

Attachments (Page 120)

Alternator	121A	Hydraulic—Fire Resistant	
Arrangement—Steel Mill	144	Fluid	175
Bucket	130A	Jacket Water Heater	126A
Bucket—Multi-Purpose	135	Lighting System	124
Bucket—Side Dump	139	Log Fork	152
Bumper	139	Mounting—ROPS	130-3
Conversion—Field	154	Noise Suppression	130-1
Counterweight	143	Oil Cooler—Hydraulic	126A
Enclosed—ROPS	150-6	Prescreener	144G
Extension—Spill Plate	132	Protection Cover	128
Fan and Guard—Reversible		Seat	186A
Blade	127	Sound Suppression	130-1d
Guard—Final Drive	144A	Starting—Electric	120
Guard—Track Guiding	184	Teeth	133
Guard—Track Roller	186	Tools	187
Hinge—Radiator Guard	127	Top Clamp	149
Hood and Guard—Landfill	130	Track	185
Hook—Front Pull	129	Vandalism Protection	128A
Hydraulic Arrangements	153	Warning—Engine Function	144D
Hydraulic Filter Drain	130-1c	Windshield Wipers	130-12

INDEX ALPHABÉTIQUE

Moteur diesel (Page 10)

Désignation	Page	Désignation	Page
Alimentation en carburant.....	39	Pompe d'amorçage.....	34
Arbre à cames.....	28	Pompe d'injection.....	37
Batterie et installation électrique.....	50	Pot d'échappement.....	18
Bielles.....	27	Prefiltre à carburant et tuyauterie.....	43
Bloc-cylindres.....	22	Protège-carter moteur.....	56
Bougies de départ et câblage.....	46	Radiateur.....	10
Butée de crémaillère.....	34	Réfrigérant d'huile du convertisseur de couple.....	42
Caractéristiques.....	192	Réfrigérant d'huile du moteur.....	43
Collecteurs.....	19	Régulateur.....	32
Compteur d'entretien.....	28	Régulateur (timonerie extérieure).....	31
Coussinets de vilebrequin.....	26	Reniflard et aspiateur de vapeurs d'huile.....	42
Culasse.....	20	Soupapes et train de commande.....	20
Démarrreur.....	47	Tableau de bord.....	40
Dynamo.....	46	Tubulure de remplissage d'huile.....	42
Entraînements secondaires.....	30	Turbo-compresseur.....	17
Filtre à air.....	16	Turbo-compresseur (canalisations de graissage).....	18
Filtre à carburant diesel.....	36	Ventilateur (support et entraînement).....	13
Injecteurs et tuyauterie.....	38	Ventilateur soufflant (grille de protection).....	12
Instructions sur décalcomanies.....	189	Vilebrequin.....	25
Instruments de contrôle.....	40	Volant.....	27
Jeux de joints.....	26		
Outillage.....	187		
Pistons.....	27		
Pompe à eau.....	14		
Pompe à huile de graissage.....	41		
Pompe d'alimentation de carburant et filtre.....	36		

Boîte de vitesses et bâti (Page 57)

Barre d'attelage.....	96	Galets supérieurs.....	86
Bâti AR.....	78	Mécanisme de transmission.....	57
Capot et protège-radiateur.....	92	Plate-forme, protecteurs et poignée.....	94
Chaînes de roulement.....	90	Réducteur de roue.....	82
Châssis porteurs.....	88	Roues AV.....	84
Circuit de graissage (servo- transmission et embrayage de direction).....	72	Siège (coussin et support).....	91
Convertisseur de couple.....	58	Supports (réservoir de carburant, réservoir de la commande hydraulique et siège).....	95
Démultiplicateur.....	63	Tendeur hydraulique (capot protecteur).....	89
Embrayages de direction.....	77	Tringlerie de commande des vitesses.....	71
Embrayages de direction (servo).....	75		
Freins.....	80		
Galets inférieurs.....	87		

Traxcavator (Page 97)

Désignation	Page	Désignation	Page
Arrêt automatique de fin de levage	97	Commande manuelle	101
Bâti de l'appareil de levage	102	Godet	96
Bras et bielles de godet	98	Retour automatique à l'angle d'attaque	100

Commande hydraulique (Page 103)

Canalisations (refroidisseur d'huile)	105	Réservoir et valve sélective	106
Groupe de montage (vérin de levage)	120	Vérins de levage	118
Pompe hydraulique et tuyauterie	103	Vérins de levage (canalisations)	116
		Vérins de vidage	119
		Vérins de vidage (canalisations)	114

Accessoires (Page 120)

Capot et tôles latérales pour travaux de remblaiements	130	Fourche à grumes	152
Chaînes de roulement	185	Godet	130
Charnière (protège-radiateur)	127	Godet à déversement latéral	139
Commandes hydrauliques	153	Godet tous-travaux	135
Contrepoids	143	Griffe supérieure	149
Couvercle de protection	128	Groupe de transformation	154
Crochet avant	129	Installation électrique	125
Démarrage électrique	120	Outillage	187
Dents	133	Protège-galets	186
Équipement pour aciéries	144	Rehausse de godet	132
Fluide hydraulique ininflammable	175	Ventilateur à pales réversibles et grille de protection	127

INDICE

Motor Diesel (Página 10)

Nombre	Página	Nombre	Página
Arbol de levas	28	Bomba del agua	14
Batería y alambrado	50	Bomba del aceite	41
Bielas	27	Bujías incandescentes y alambrado	46
Bloque del motor y tapas	22	Caja de las bombas del combustible	37
Bomba de cebado del combustible	34	Caja con empaquetaduras	26
Bomba de transferencia y filtro del combustible	36	Calcomanías	189

Nombre	Página	Nombre	Página
Cigüeñal	25	Medidor de servicio	28
Cojinetes de bancada	26	Mecanismo de las válvulas	20
Control del regulador	31	Motor de arranque	47
Culata	20	Múltiple	19
Enfriador del aceite del convertidor de torsión	42	Pistón	27
Enfriador del aceite motor	43	Protección del cárter	56
Especificaciones	192	Radiador	10
Filtro de aire	16	Regulador	32
Filtro del aceite	42	Respiradero	42
Filtro del combustible	36	Silenciador	18
Filtro y tuberías	43	Sistema del combustible	39
Generador	46	Tablero de instrumentos	40
Herramientas	187	Tope de la cremallera	34
Instrumentos	40	Tuberías del aceite del turboalimentador	18
Inyectores y tuberías	38	Turboalimentador	17
Mando de accesorios	30	Ventilador insuflador y protección	12
Mando y soporte del ventilador	13	Volante	27

Transmisión y Chasis

(Página 57)

Barra de tiro	96	Protección del mecanismo tensor	89
Bastidor de los rodillos	88	Rodillo inferior	87
Caja de la corona y tapas	78	Rodillo superior	86
Capota y protección	92	Rueda guía	84
Carril	90	Sistema de lubricación de la transmisión y embragues de dirección	72
Cojinetes del asiento y bastidor	91	Soportes—Tanque del combustible, tanque hidráulico y asiento	95
Control hidráulico de embragues de dirección	75	Transmisión semiautomática	63
Convertidor de par	58	Tren de potencia	57
Embrague de dirección	77	Varillaje de control de la transmisión	71
Frenos	80		
Mando final	82		
Planchas del piso, protecciones y manillas	94		

Traxcavator

(Página 97)

Bastidor del cargador	102	Cucharón	96
Control del cucharón	98	Desenganche automático	97
Control manual	101	Ubicador del cucharón	100

Control Hidráulico (Página 103)

Nombre	Página	Nombre	Página
Bomba y tuberías.....	103	Tuberías del cilindro de inclinación	114
Cilindro de inclinación.....	119	Tuberías del cilindro de levantamiento	116
Cilindro de levantamiento.....	118	Tuberías del enfriador del aceite.....	105
Montaje—Cilindro de levantamiento	120		
Tanque y válvula.....	106		

Accesorios (Página 120)

Arranque eléctrico	120	Fluido hidráulico incombustible.....	175
Capota y protección—Relleno.....	130	Gancho delantero	129
Carril	185	Gozne—Protección del radiador.....	127
Conjunto para acerías.....	144	Herramientas	187
Conjuntos hidráulicos	153	Horquilla maderera	152
Contrapeso	143	Protección de los rodillos.....	186
Conversión—Fuera de la fábrica.....	154	Sistema de luces.....	125
Cucharón	130	Tapa protectora	128
Cucharón de descarga lateral.....	139	Tenaza	149
Cucharón para uso múltiple.....	135	Ventilador de paletas reversibles y protección	127
Dientes	133		
Extensión—Plancha de derrame.....	132		

ÍNDICE

Motor diesel (Página 10)

Designação	Página	Designação	Página
Arrefecedor do óleo do conversor de torque.....	42	Bomba de transferência do combustível e filtro.....	36
Arrefecedor do óleo do motor.....	43	Cabecote	20
Árvore de comando das válvulas.....	28	Caixa das bombas injetoras.....	37
Árvore de manivelas (virabrequim)	25	Coletor	19
Batente da cremalheira do combustível	34	Comando de acessórios.....	30
Bateria e fios.....	50	Comando do ventilador e suporte	13
Biela	27	Contrôle do regulador de velocidade (acelerador)	31
Bloco do motor e tampas.....	22	Decalcomanias	189
Bomba d'água	14	Especificações	192
Bomba de óleo	41	Ferramentas	187
Bomba de purgação do combustível	34	Filtro e tubos.....	43
		Filtro principal do combustível.....	36

Designação	Página	Designação	Página
Gerador	46	Regulador de velocidade	32
Instrumentos	40	Respiro e ventilação do cárter	42
Jogos de juntas	26	Silenciador	18
Mancais principais do motor	26	Sistema de alimentação do combustível	39
Marcador de horas de serviço	28	Tubos de óleo do turbocompressor	18
Mecanismo das válvulas	20	Turbocompressor	17
Motor de partida	47	Válvulas injetoras e tubos	38
Painel de instrumentos	40	Velas de aquecimento e fios	46
Pistão	27	Ventilador de sopro e protetor	12
Protetor do cárter	56	Volante do motor	27
Purificador de ar	16		
Radiador	10		

Sistema de transmissão e chassi (Página 57)

Armação e almofadas do assento	91	Esteira	90
Armação dos rolêtes de esteira	88	Freios	80
Barra de tração	96	Ligações de contrôle das marchas	71
Caixa da coroa e tampas	78	Protetor do mecanismo retráctil	89
Caixa das marchas auxiliares	63	Roda-guia	84
Capô e protetor	92	Rolête inferior	87
Chapas do piso, protetores a pega-mãos	94	Rolête superior	86
Comando final	82	Sistema de lubrificação das transmissões	72
Comando hidráulico das embreagens de direção	75	Sistema de transmissão	57
Conversor de torque	58	Suportes do assento, do tanque de combustível e reservatório hidráulico	95
Embreagem de direção	77		

Traxcavator (Página 97)

Alavancas de contrôle	101	Braços da çaçamba	98
Armação de suporte dos braços	102	Çaçamba	96
Assentador automático da çaçamba	100	Limitador automático da elevação	97

Comando hidráulico (Página 103)

Bomba e tubulações	103	Tubos do cilindro de inclinação	114
Cilindro de inclinação	119	Tubos do cilindro de levantamento	116
Cilindro de levantamento	118	Tubulações do arrefecedor de óleo	105
Montagem dos cilindros de levantamento	120		
Reservatório e válvula	106		

Acessórios (Página 120)

Designação	Página	Designação	Página
Arranjo para usina siderúrgica . . .	144	Extensão do paraterra da caçamba	132
Arranjos hidráulicos	153	Ferramentas	187
Braço superior do garfo	149	Gancho dianteiro	129
Caçamba	130	Garfo de toras	152
Caçamba de despêjo lateral	139	Grade articulada do radiador	127
Caçamba multi-útil	135	Partida elétrica	120
Capô e protetores laterais, para aterros de lixo	130	Protetor dos rolêtes das esteiras	186
Conversão no campo	154	Sistema de iluminação	125
Contrapêso	143	Sistema hidráulico refratário	175
Dentes	133	Tampa com chave	128
Esteira	185	Ventilador de pás reversíveis e protetor	127

INHALTSVERZEICHNIS

Dieselmotor (Seite 10)

Bezeichnung	Seite	Bezeichnung	Seite
Abziehbilder	189	Kurbellager	26
Anlasser	47	Kurbelwelle	25
Auspuffdämpfer	18	Lichtmaschine	46
Batterie und Verkabelung	50	Luftreiniger	16
Blasventilator und Schutz	12	Messtäbe	40
Dichtungssätze	26	Wandlerölkühler	42
Einspritzanlage	39	Motorblock und Deckel	22
Einspritzpumpengehäuse	37	Motorölkühler	43
Einspritzventile und Leitungen	38	Nockenwelle	28
Entlüfter und Entdunster	42	Öleinfüllstutzen	42
Filter und Leitungen	43	Pleuel	27
Gasgestänge	31	Regler	32
Glühkerze und Verdrahtung	46	Schmierpumpe	41
Instrumentenbrett	40	Schwungscheibe	27
Kolben	27	Steuerantrieb	30
Kraftstoffentlüftungspumpe	34	Technische Daten	192
Kraftstofffilter	36	Turbolader	17
Kraftstoffförderpumpe und Filter	36	Turboladerölleitungen	18
Krümmter	19	Ventilatorantrieb und Aufhängung	13
Kühlernetz	10		
Kurbelgehäuseschutz	56		

Bezeichnung	Seite	Bezeichnung	Seite
Ventilsteuerung	20	Werkzeuge	187
Wartungsmesser	28	Zahnstangenanschlag	34
Wasserpumpe	14	Zylinderkopf	20

Getriebe und Laufwerk (Seite 57)

Bodenplatten, Verkleidung und Handgriffe	94	Laufwerksrahmen	88
Bremsen	80	Leitrad	84
Drehmomentwandler	58	Lenkkupplung	77
Getriebe	63	Motorhaube und Verkleidung	92
Getriebe- und Lenkkupplungsschmiersystem	72	Seitenantrieb	82
Getriebebeschaltgestänge	71	Sitzpolster und Rahmen	91
Hydrauliklenkkupplung	75	Stützrolle	86
Kraftübertragung	57	Tellerradgehäuse und Deckel	78
Laufkette	90	Unterbau von Kraftstofftank, Hydrauliktank und Fahrersitz	95
Laufrolle	87	Verkleidung des Kettenspanners	89
		Zugbalken	96

Traxcavator (Seite 97)

Handsteuerhebel	101	Schaufelausschalter	97
Laderrahmen	102	Schaufeleinsteller	100
Schaufel	96	Schaufelgestänge	98

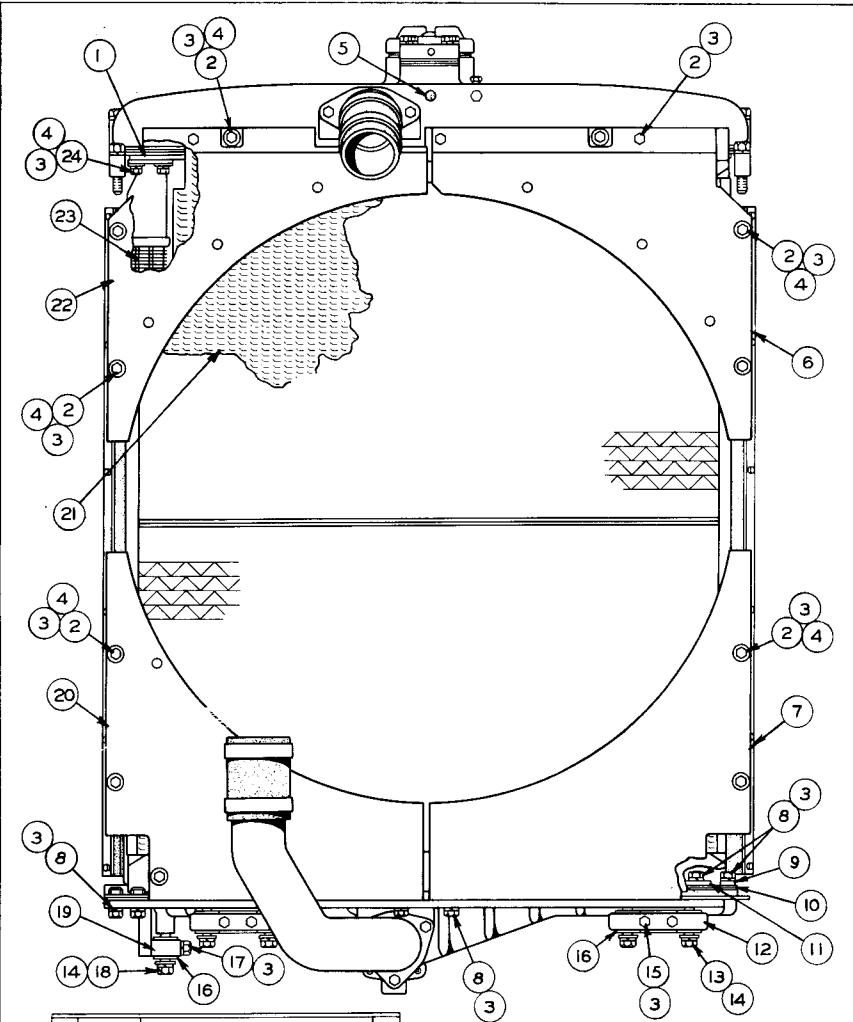
Hydraulikanlage (Seite 103)

Hubzylinder	118	Kippzylinderleitungen	114
Hubzylinderleitungen	116	Ölkühlerleitungen	105
Hubzylinderaufhängung	120	Pumpe und Leitungen	103
Kippzylinder	119	Tank und Ventile	106

Zubehör (Seite 120)

Anlasser, elektrisch	120	Laufkette	185
Beleuchtungsanlage	125	Laufrollenschutz	186
Feldumbaugruppe	154	Schaufel	130
Feuersichere Hydraulikflüssigkeit	175	Schaufelzähne	133
Frontzughaken	129	Schutzabdecke	128
Gegengewicht	143	Seitenkippschaufel	139
Halteklammer	149	Überlaufplatte	132
Holzladegabel	152	Umkehrbarer Ventilator und Verkleidung	127
Hüttenverkaufsührung	144	Verkleidung für Auffüllmaschinen	130
Hydraulikanordnungen	153	Werkzeuge	187
Kombischaufel	135		
Kühlerschutz mit Scharnieren	127		

CATERPILLAR 977K TRAXCAVATOR



REF NO	PART NUMBER	DESCRIPTION	QTY
1	5S7164	STRIP-----	2
2	L 1351	BOLT-----	16
3	3B4506	LOCKWASHER-----	62
4	4B4278	WASHER-----	16
5	8B2540	CORK-----	1
6	7S1677	SHIELD ASSEM.-----	1
	9F2978	NUT----- (Weld) (Part of 7S1677 Shield Assem.)	3
7	7S1679	SHIELD ASSEM.-----	1
	9F2978	NUT----- (Weld) (Part of 7S1679 Shield Assem.)	2
8	1A2029	BOLT-----	36
9	3S1134	STRIP-----	2
10	5S7486	GASKET-----	1
11	5S7157	STRIP-----	2
12	2M4998	CLAMP-----	4
13	L 1329	BOLT-----	4

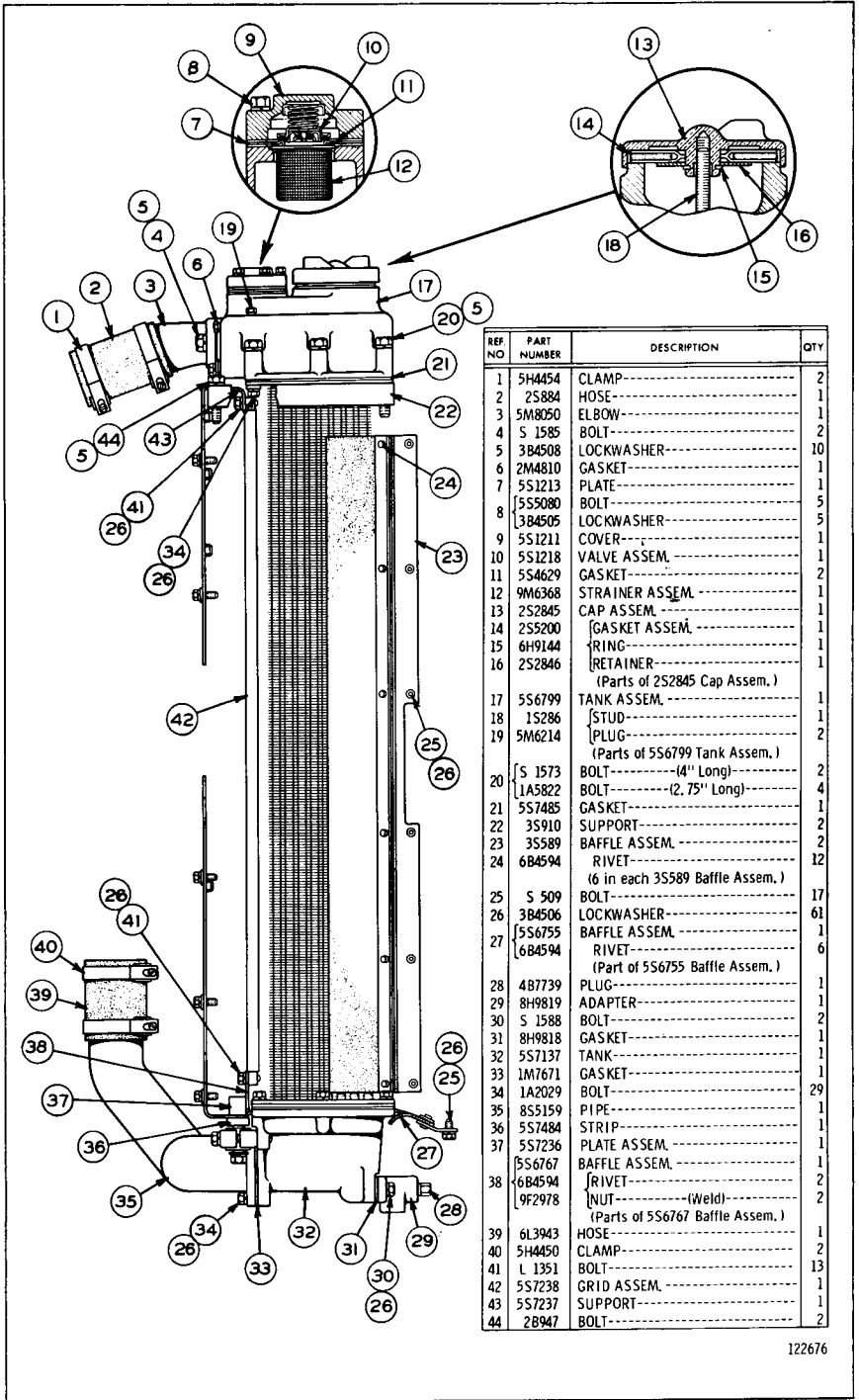
REF NO	PART NUMBER	DESCRIPTION	QTY
14	3B4508	LOCKWASHER-----	5
	4B4280	WASHER-----	5
15	S 1619	BOLT-----	4
16	3H8726	BLOCK-----	5
17	L 2070	BOLT-----	2
18	1H2415	BOLT-----	1
19	9M8867	CLAMP-----	1
20	7S1680	SHIELD ASSEM.-----	1
	9F2978	NUT----- (Weld) (Part of 7S1680 Shield Assem.)	2
21	5S7261	CORE ASSEM. -----(Radiator)-----	1
22	7S1678	SHIELD ASSEM.-----	1
	9F2978	NUT----- (Weld) (Part of 7S1678 Shield Assem.)	3
23	8S6092	CORE ASSEM. -----(Oil Cooler)-----	1
24	3B1915	BOLT-----	4

122675

RADIATOR—Rear View

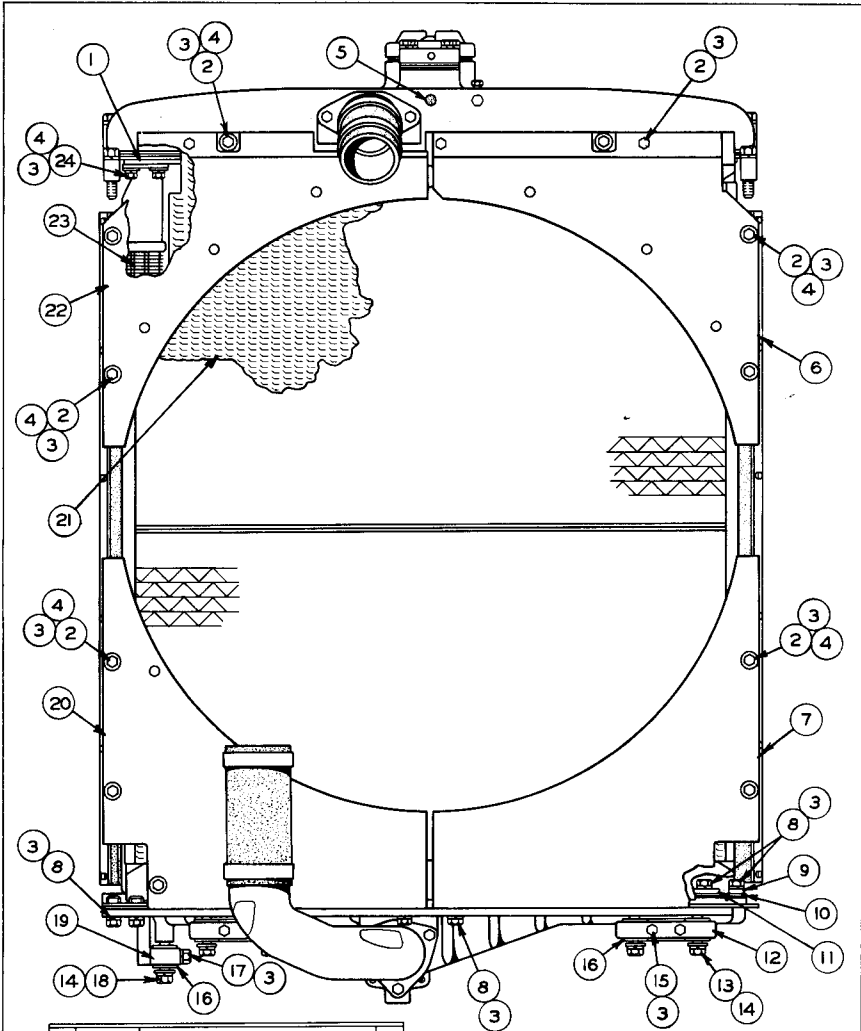
Serial No. 11K1 to 11K759 inclusive

Note: 6F6041 Rust Inhibitor is available. Refer also to Page 128 for special parts



122676

RADIATOR—Side View
Serial No. 11K1 to 11K759 inclusive



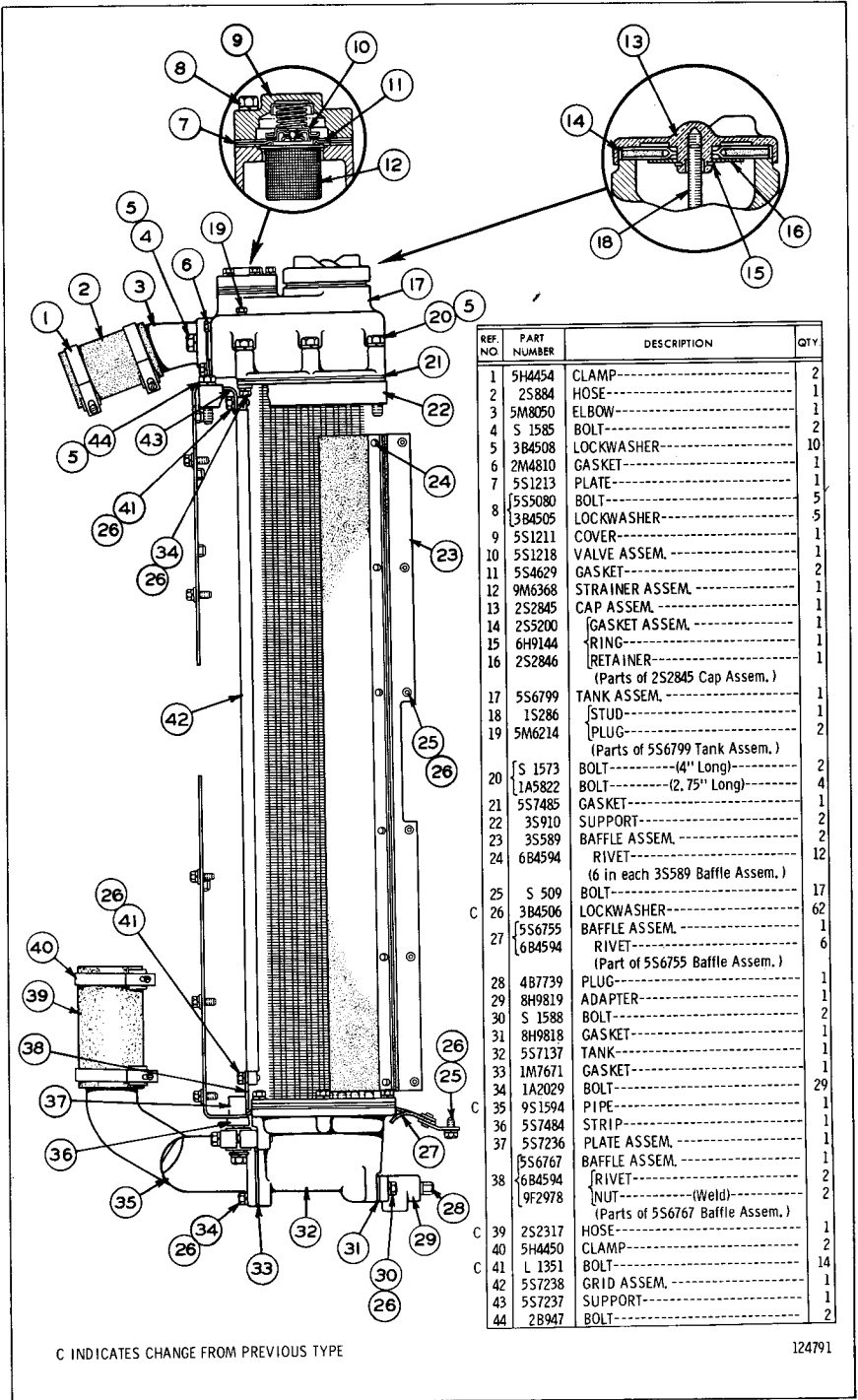
REF NO	PART NUMBER	DESCRIPTION	QTY
1	5S7164	STRIP-----	2
2	L 1351	BOLT-----	16
3	3B4506	LOCKWASHER-----	62
4	4B4278	WASHER-----	16
5	8B2540	CORK-----	1
6	{7S1677	SHIELD ASSEM.-----	1
	{9F2978	NUT----- (Weld)	3
		(Part of 7S1677 Shield Assem.)	
7	{7S1679	SHIELD ASSEM.-----	1
	{9F2978	NUT----- (Weld)	2
		(Part of 7S1679 Shield Assem.)	
8	1A2029	BOLT-----	36
9	3S1114	STRIP-----	2
10	5S7486	GASKET-----	1
11	5S7157	STRIP-----	2
12	2M4998	CLAMP-----	4
13	L 1329	BOLT-----	4

REF NO	PART NUMBER	DESCRIPTION	QTY
14	{3B4508	LOCKWASHER-----	5
	{4B4280	WASHER-----	5
15	S 1619	BOLT-----	4
16	3H8726	BLOCK-----	5
17	L 2070	BOLT-----	2
18	1H2415	BOLT-----	1
19	9M8867	CLAMP-----	1
20	{7S1680	SHIELD ASSEM.-----	1
	{9F2978	NUT----- (Weld)	2
		(Part of 7S1680 Shield Assem.)	
21	5S7261	CORE ASSEM. ---- (Radiator)-----	1
22	{7S1678	SHIELD ASSEM.-----	1
	{9F2978	NUT----- (Weld)	3
		(Part of 7S1678 Shield Assem.)	
23	8S6092	CORE ASSEM. ---- (Oil Cooler)-----	1
24	3B1915	BOLT-----	4

126268

RADIATOR—Rear View

Serial No. 11K760 to 11K1054 inclusive. Note: 6F6041 Rust Inhibitor is available. Refer also to Pages 126A, 127, 127A & 127B for special parts

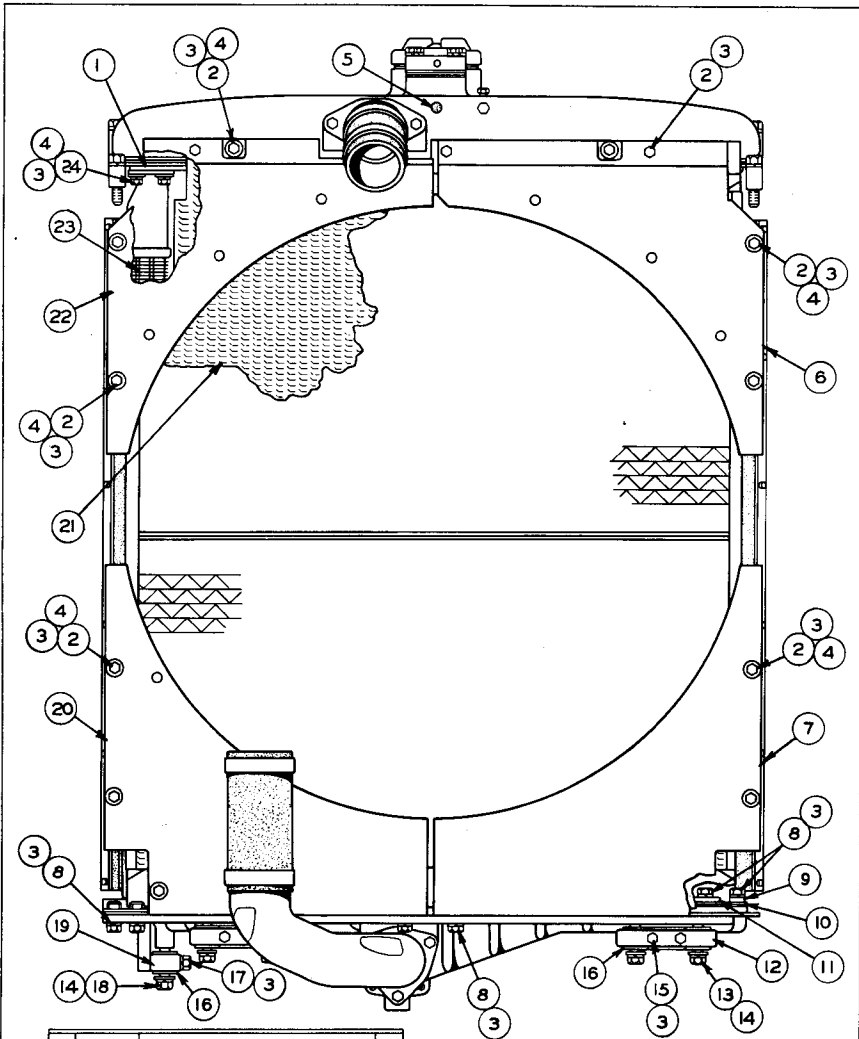


REF. NO.	PART NUMBER	DESCRIPTION	QTY
1	5H4454	CLAMP	2
2	2S884	HOSE	1
3	5M8050	ELBOW	1
4	S 1585	BOLT	2
5	3B4508	LOCKWASHER	10
6	2M4810	GASKET	1
7	5S1213	PLATE	1
8	5S5080	BOLT	5
9	3B4505	LOCKWASHER	5
10	5S1211	COVER	1
11	5S1218	VALVE ASSEM.	1
12	5S4629	GASKET	2
13	9M6368	STRAINER ASSEM.	1
14	2S2845	CAP ASSEM.	1
15	2S5200	GASKET ASSEM.	1
16	6H9144	RING	1
17	2S2846	RETAINER (Parts of 2S2845 Cap Assem.)	1
18	5S6799	TANK ASSEM.	1
19	1S286	STUD	1
20	5M6214	PLUG (Parts of 5S6799 Tank Assem.)	2
21	S 1573	BOLT (4" Long)	2
22	1A5822	BOLT (2.75" Long)	4
23	5S7485	GASKET	1
24	3S910	SUPPORT	2
25	3S589	BAFFLE ASSEM.	2
26	6B4594	RIVET (6 in each 3S589 Baffle Assem.)	12
27	S 509	BOLT	17
28	3B4506	LOCKWASHER	62
29	5S6755	BAFFLE ASSEM.	1
30	6B4594	RIVET (Part of 5S6755 Baffle Assem.)	6
31	4B7739	PLUG	1
32	8H9819	ADAPTER	1
33	S 1588	BOLT	2
34	8H9818	GASKET	1
35	5S7137	TANK	1
36	1M7671	GASKET	1
37	1A2029	BOLT	29
38	9S1594	PIPE	1
39	5S7484	STRIP	1
40	5S7236	PLATE ASSEM.	1
41	5S6767	BAFFLE ASSEM.	1
42	6B4594	RIVET	2
43	9F2978	NUT (Parts of 5S6767 Baffle Assem.)	2
44	2S2317	HOSE	1
	5H4450	CLAMP	2
	L 1351	BOLT	14
	5S7238	GRID ASSEM.	1
	5S7237	SUPPORT	2
	2B947	BOLT	1

C INDICATES CHANGE FROM PREVIOUS TYPE

124791

RADIATOR—Side View
Serial No. 11K760 to 11K1054 inclusive



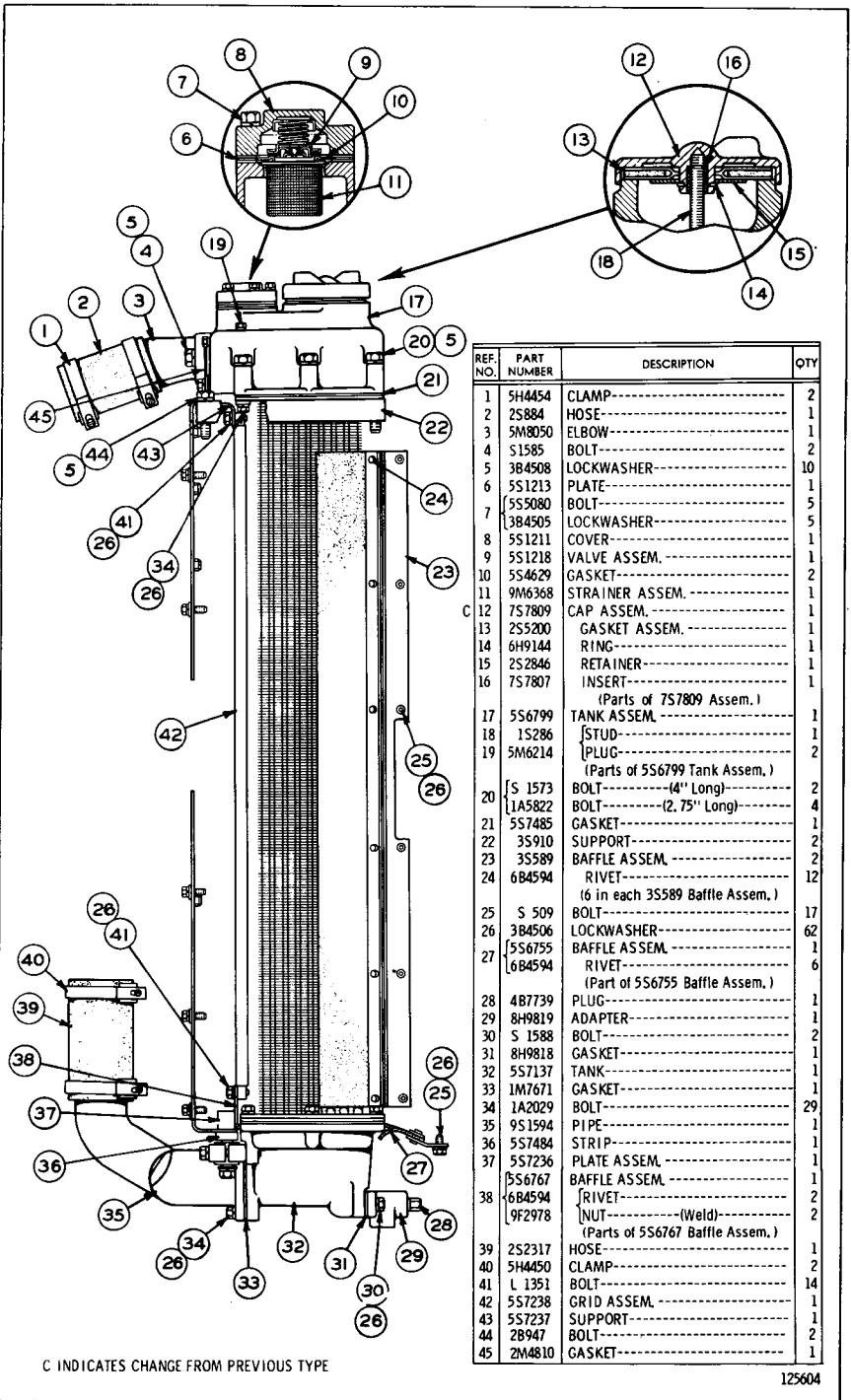
REF. NO.	PART NUMBER	DESCRIPTION	QTY.
1	5S7164	STRIP-----	2
2	L 1351	BOLT-----	16
3	3B4506	LOCKWASHER-----	62
4	4B4278	WASHER-----	16
5	8B2540	CORK-----	1
6	7S1677	SHIELD ASSEM.-----	1
	9F2978	NUT----- (Weld)	3
		(Part of 7S1677 Shield Assem.)	
7	7S1679	SHIELD ASSEM.-----	1
	9F2978	NUT----- (Weld)	2
		(Part of 7S1679 Shield Assem.)	
8	1A2029	BOLT-----	36
9	3S1114	STRIP-----	2
10	5S7486	GASKET-----	1
11	5S7157	STRIP-----	2
12	2M4998	CLAMP-----	4
13	L 1329	BOLT-----	4

REF. NO.	PART NUMBER	DESCRIPTION	QTY.
14	3B4508	LOCKWASHER-----	5
	4B4280	WASHER-----	5
15	S 1619	BOLT-----	4
16	3H8726	BLOCK-----	5
17	L 2070	BOLT-----	2
18	1H2415	BOLT-----	1
19	9M8867	CLAMP-----	1
20	7S1680	SHIELD ASSEM.-----	1
	9F2978	NUT----- (Weld)	2
		(Part of 7S1680 Shield Assem.)	
21	5S7261	CORE ASSEM.----- (Radiator)	1
22	7S1678	SHIELD ASSEM.-----	1
	9F2978	NUT----- (Weld)	3
		(Part of 7S1678 Shield Assem.)	
23	8S6092	CORE ASSEM.----- (Oil Cooler)	1
24	3B1915	BOLT-----	4

126268

RADIATOR—Rear View

Serial No. 11K1055 to 11K1638 inclusive. Note: 6F6041 Rust Inhibitor is available. Refer also to Pages 126A, 127, 127A & 127B for special parts

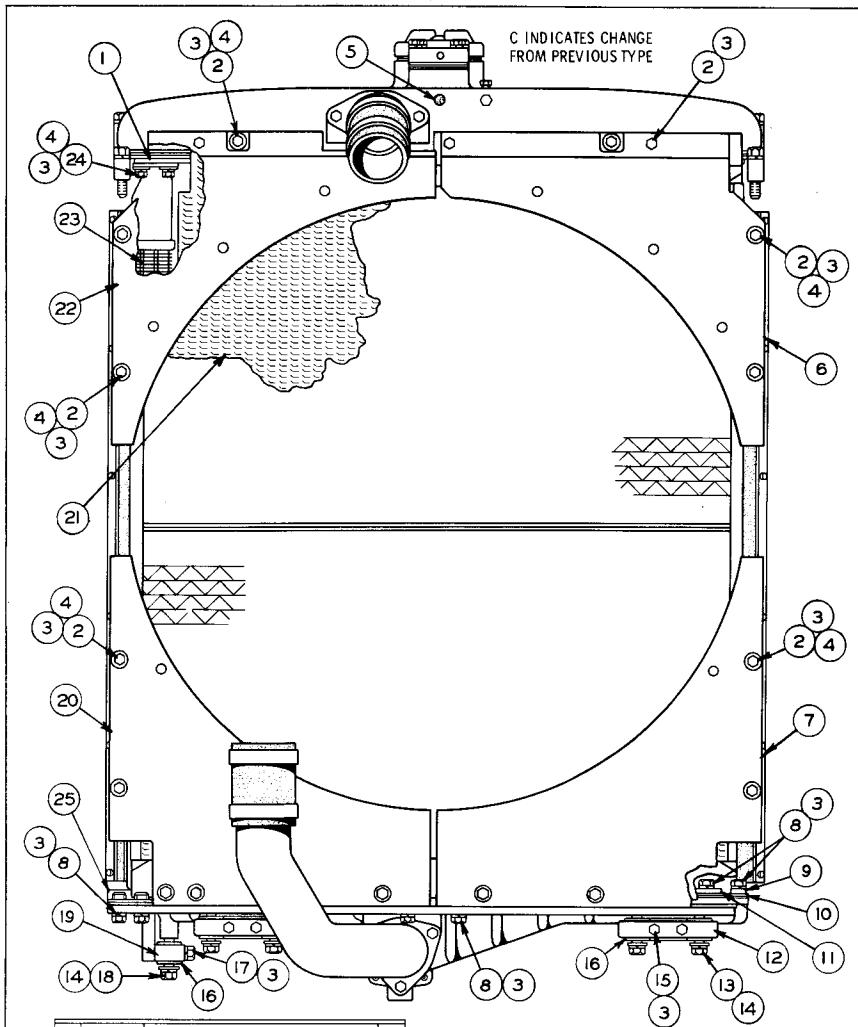


C INDICATES CHANGE FROM PREVIOUS TYPE

REF. NO.	PART NUMBER	DESCRIPTION	QTY
1	5H4454	CLAMP-----	2
2	25884	HOSE-----	1
3	5M8050	ELBOW-----	1
4	S1585	BOLT-----	2
5	384508	LOCKWASHER-----	10
6	5S1213	PLATE-----	1
7	5S5080	BOLT-----	5
8	384505	LOCKWASHER-----	5
9	5S1211	COVER-----	1
9	5S1218	VALVE ASSEM.-----	1
10	5S4629	GASKET-----	2
11	9M6368	STRAINER ASSEM.-----	1
12	757809	CAP ASSEM.-----	1
13	255200	GASKET ASSEM.-----	1
14	6H9144	RING-----	1
15	252846	RETAINER-----	1
16	757807	INSERT-----	1
		(Parts of 757809 Assem.)	
17	5S6799	TANK ASSEM.-----	1
18	1S286	STUD-----	1
19	5M6214	PLUG-----	2
		(Parts of 5S6799 Tank Assem.)	
20	S 1573	BOLT----- (4" Long)-----	2
	1A5822	BOLT----- (2.75" Long)-----	4
21	5S7485	GASKET-----	1
22	35910	SUPPORT-----	2
23	35589	BAFFLE ASSEM.-----	2
24	6B4594	RIVET-----	12
		(6 in each 35589 Baffle Assem.)	
25	S 509	BOLT-----	17
26	384506	LOCKWASHER-----	62
27	5S6755	BAFFLE ASSEM.-----	1
	6B4594	RIVET-----	6
		(Part of 5S6755 Baffle Assem.)	
28	4B7739	PLUG-----	1
29	8H9819	ADAPTER-----	1
30	S 1588	BOLT-----	2
31	8H9818	GASKET-----	1
32	5S7137	TANK-----	1
33	1M7671	GASKET-----	1
34	1A2029	BOLT-----	29
35	9S1594	PIPE-----	1
36	5S7484	STRIP-----	1
37	5S7236	PLATE ASSEM.-----	1
	5S6767	BAFFLE ASSEM.-----	1
38	6B4594	RIVET-----	2
	9F2978	NUT----- (Weld)-----	2
		(Parts of 5S6767 Baffle Assem.)	
39	2S2317	HOSE-----	1
40	5H4450	CLAMP-----	2
41	L 1351	BOLT-----	14
42	5S7238	GRID ASSEM.-----	1
43	5S7237	SUPPORT-----	1
44	2B947	BOLT-----	2
45	2M4810	GASKET-----	1

125604

RADIATOR—Side View
Serial No. 11K1055 to 11K1638 inclusive



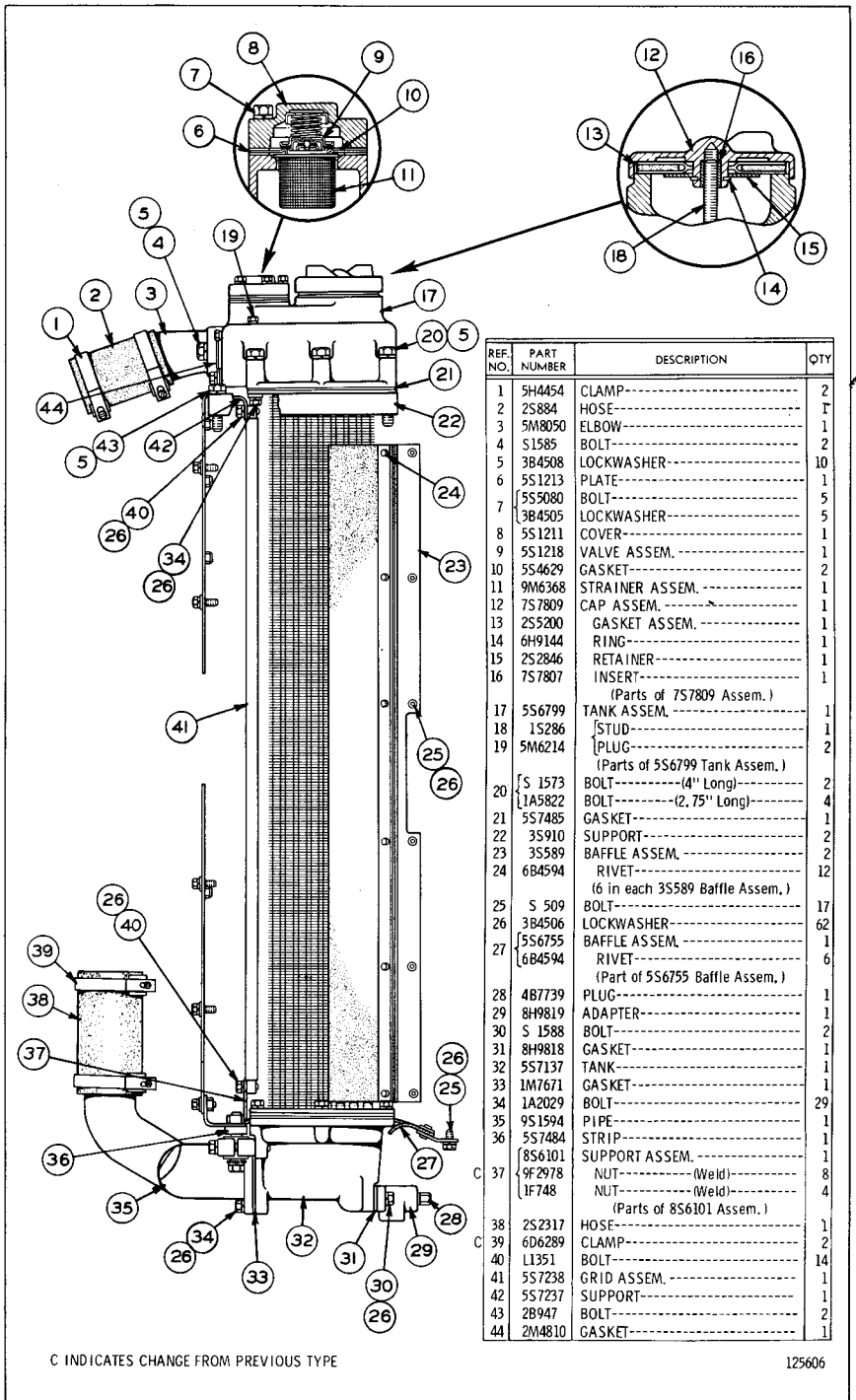
REF. NO.	PART NUMBER	DESCRIPTION	QTY
1	557164	STRIP-----	2
2	L 1351	BOLT-----	22
C 3	3B4506	LOCKWASHER-----	68
C 4	4B4278	WASHER-----	22
5	8B2540	CORK-----	1
6	{7S1677 9F2978	SHIELD ASSEM. NUT----- (Weld) (Part of 7S1677 Shield Assem.)	1 3
C 7	{8S6093 9F2978	SHIELD ASSEM. NUT----- (Weld) (Part of 8S6093 Shield Assem.)	1 1
8	1A2029	BOLT-----	36
9	3S1114	STRIP-----	2
10	5S7486	GASKET-----	1
11	5S7157	STRIP-----	2
12	2M4998	CLAMP-----	4
13	L1329	BOLT-----	4
14	{3B4508 4B4280	LOCKWASHER WASHER-----	5 5

125605

REF. NO.	PART NUMBER	DESCRIPTION	QTY
15	S1619	BOLT-----	4
16	3H8726	BLOCK-----	5
17	L2070	BOLT-----	2
18	1H2415	BOLT-----	1
19	9M8867	CLAMP-----	1
C 20	{8S6094 9F2978	SHIELD ASSEM. NUT----- (Weld) (Part of 8S6094 Assem.)	1 1
21	5S7261	CORE ASSEM.----- (Radiator)-----	1
22	{7S1678 9F2978	SHIELD ASSEM. NUT----- (Weld) (Part of 7S1678 Assem.)	1 3
23	8S6092	CORE ASSEM.----- (Oil Cooler)-----	1
24	3B1915	BOLT-----	4
	5S6767	BAFFLE ASSEM.-----	1
25	{6B4594 9F2978	RIVET NUT----- (Weld) (Parts of 5S6767 Assem.)	2 2

RADIATOR—Rear View

Serial No. 11K1639 to 11K2560 inclusive. Note: 6F6041 Rust Inhibitor
s available. Refer also to Pages 126A, 127, 127A and 127B for special parts

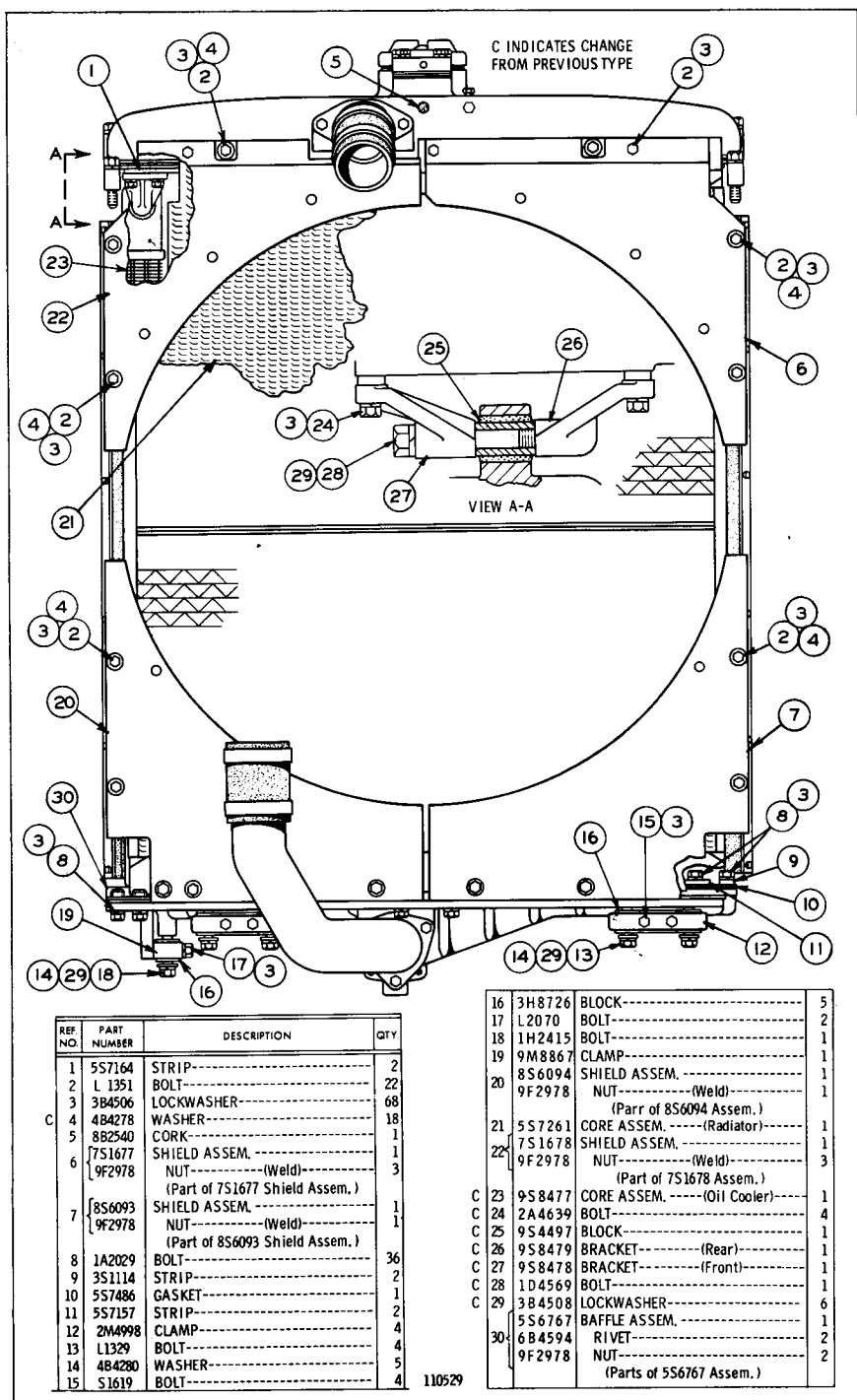


REF. NO.	PART NUMBER	DESCRIPTION	QTY
1	5H4454	CLAMP-----	2
2	2S884	HOSE-----	T
3	5M8050	ELBOW-----	1
4	S1585	BOLT-----	2
5	3B4508	LOCKWASHER-----	10
6	5S1213	PLATE-----	1
7	{5S5080	BOLT-----	5
	3B4505	LOCKWASHER-----	5
8	5S1211	COVER-----	1
9	5S1218	VALVE ASSEM.-----	1
10	5S4629	GASKET-----	2
11	9M6368	STRAINER ASSEM.-----	1
12	7S7809	CAP ASSEM.-----	1
13	2S5200	GASKET ASSEM.-----	1
14	6H9144	RING-----	1
15	2S2846	RETAINER-----	1
16	7S7807	INSERT-----	1
		(Parts of 7S7809 Assem.)	
17	5S6799	TANK ASSEM.-----	1
18	1S286	STUD-----	1
19	5M6214	PLUG-----	2
		(Parts of 5S6799 Tank Assem.)	
20	{S 1573	BOLT----- (4" Long)-----	2
	1A5822	BOLT----- (2.75" Long)-----	4
21	5S7485	GASKET-----	1
22	3S910	SUPPORT-----	2
23	3S589	BAFFLE ASSEM.-----	2
24	6B4594	RIVET-----	12
		(6 in each 3S589 Baffle Assem.)	
25	S 509	BOLT-----	17
26	3B4506	LOCKWASHER-----	62
	5S6755	BAFFLE ASSEM.-----	1
27	6B4594	RIVET-----	6
		(Part of 5S6755 Baffle Assem.)	
28	4B7739	PLUG-----	1
29	8H9819	ADAPTER-----	1
30	S 1588	BOLT-----	2
31	8H9818	GASKET-----	1
32	5S7137	TANK-----	1
33	1M7671	GASKET-----	1
34	1A2029	BOLT-----	29
35	9S1594	PIPE-----	1
36	5S7484	STRIP-----	1
	8S6101	SUPPORT ASSEM.-----	1
37	{9F2978	NUT----- (Weld)-----	8
	1F748	NUT----- (Weld)-----	4
		(Parts of 8S6101 Assem.)	
38	2S2317	HOSE-----	1
39	6D6289	CLAMP-----	2
40	L1351	BOLT-----	14
41	5S7238	GRID ASSEM.-----	1
42	5S7237	SUPPORT-----	1
43	2B947	BOLT-----	2
44	2M4810	GASKET-----	1

C INDICATES CHANGE FROM PREVIOUS TYPE

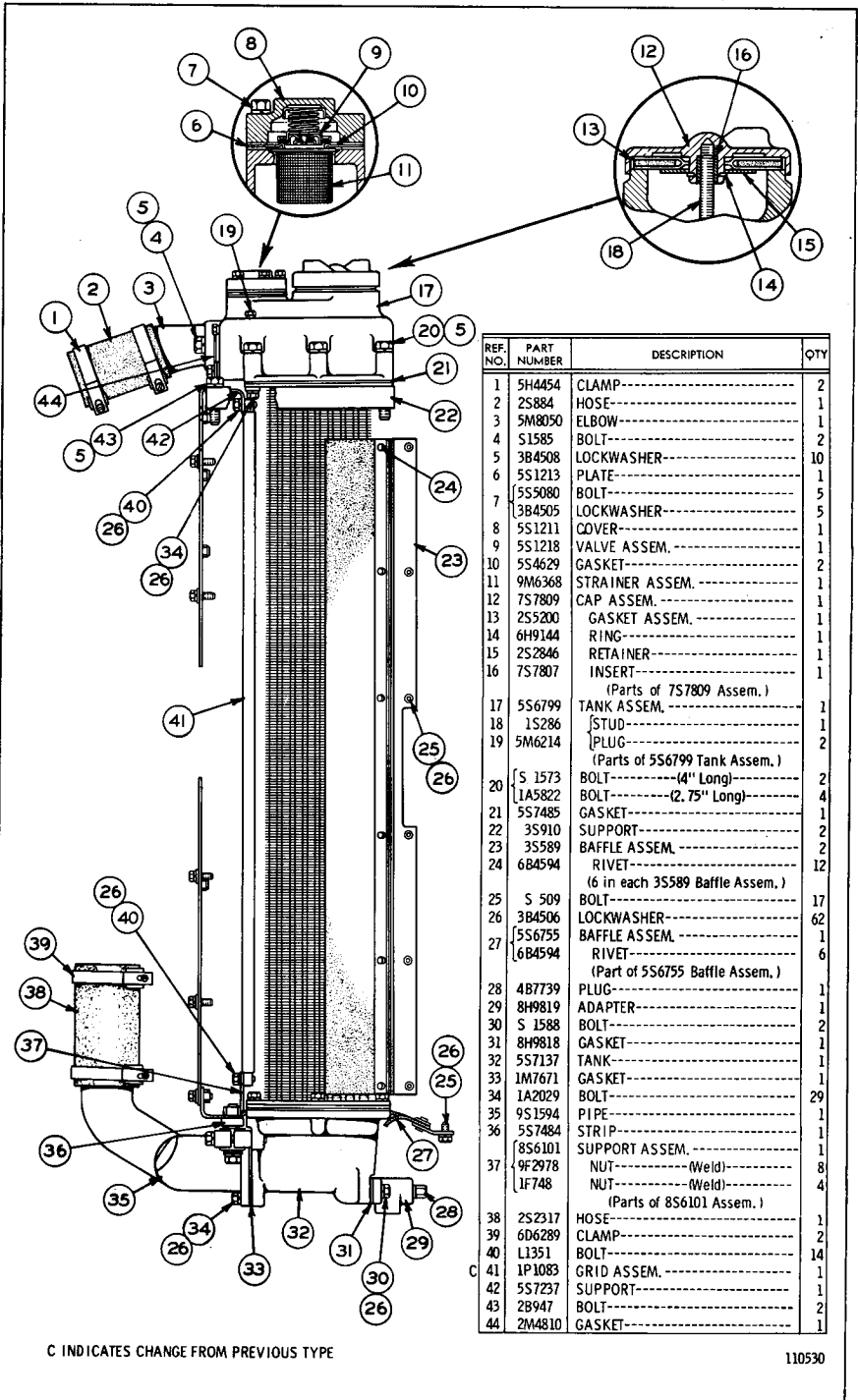
125606

RADIATOR—Side View
Serial No. 11K1639 to 11K2560 inclusive



RADIATOR (7S1698 N/S)—Rear View

Serial No. 11K2561 to 11K3219 inclusive. Note: 6F6041 Rust Inhibitor is available. Refer also to Pages 127, 127A and 127B for special parts

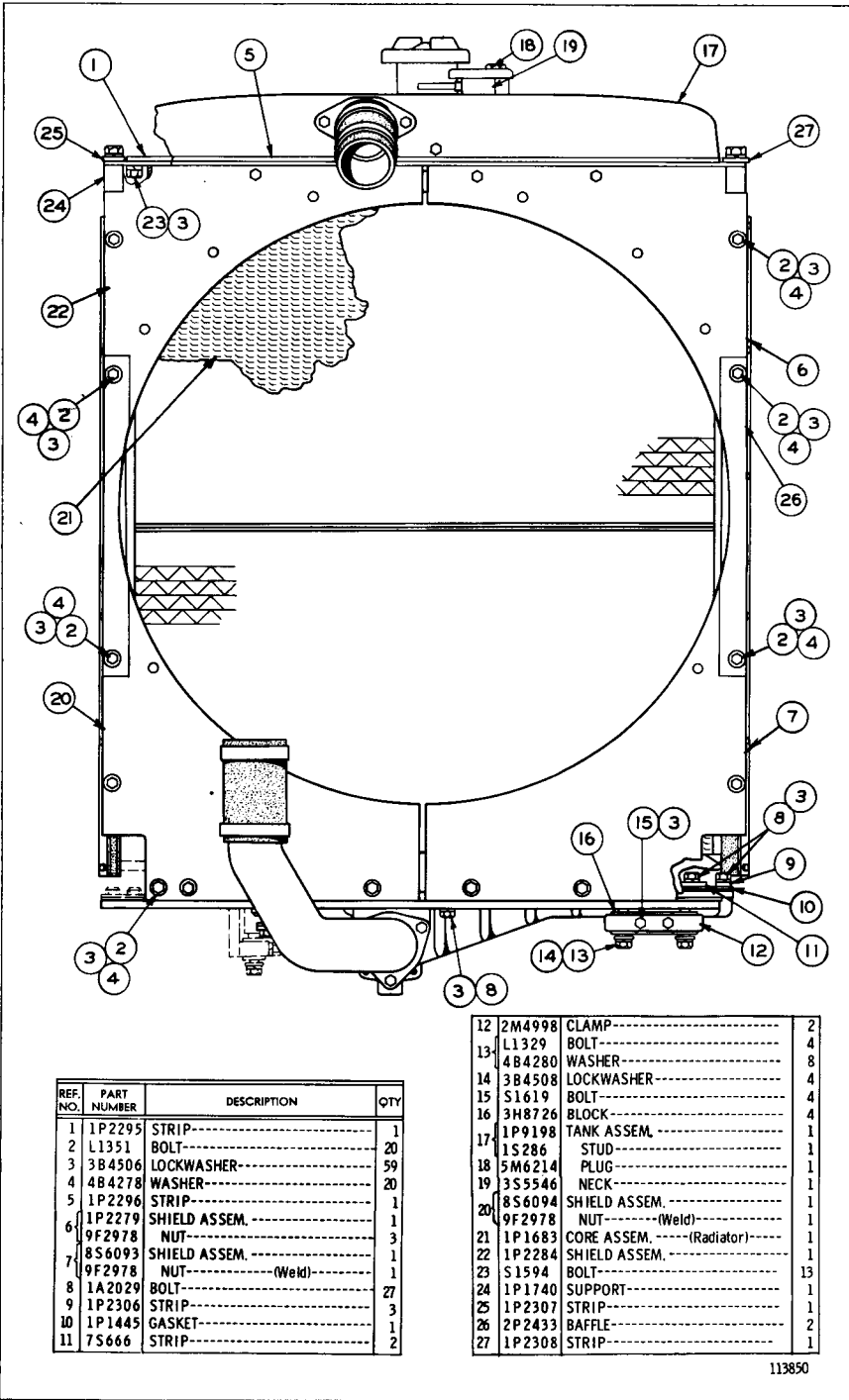


REF NO.	PART NUMBER	DESCRIPTION	QTY
1	5H4454	CLAMP-----	2
2	2S884	HOSE-----	1
3	5M8050	ELBOW-----	1
4	S1585	BOLT-----	2
5	3B4508	LOCKWASHER-----	10
6	5S1213	PLATE-----	1
7	5S5080	BOLT-----	5
	3B4505	LOCKWASHER-----	5
8	5S1211	COVER-----	1
9	5S1218	VALVE ASSEM.-----	1
10	5S4629	GASKET-----	2
11	9M6368	STRAINER ASSEM.-----	1
12	7S7809	CAP ASSEM.-----	1
13	2S5200	GASKET ASSEM.-----	1
14	6H9144	RING-----	1
15	2S2846	RETAINER-----	1
16	7S7807	INSERT-----	1
		(Parts of 7S7809 Assem.)	
17	5S6799	TANK ASSEM.-----	1
18	1S286	STUD-----	1
19	5M6214	PLUG-----	2
		(Parts of 5S6799 Tank Assem.)	
20	{ S 1573	BOLT----- (4" Long)-----	2
	{ AS822	BOLT----- (2.75" Long)-----	4
21	5S7485	GASKET-----	1
22	3S910	SUPPORT-----	2
23	3S589	BAFFLE ASSEM.-----	2
24	6B4594	RIVET-----	12
		(6 in each 3S589 Baffle Assem.)	
25	S 509	BOLT-----	17
26	3B4506	LOCKWASHER-----	62
	{ 5S6755	BAFFLE ASSEM.-----	1
	{ 6B4594	RIVET-----	6
		(Part of 5S6755 Baffle Assem.)	
28	4B7739	PLUG-----	1
29	8H9819	ADAPTER-----	1
30	S 1588	BOLT-----	2
31	8H9818	GASKET-----	1
32	5S7137	TANK-----	1
33	1M7671	GASKET-----	1
34	1A2029	BOLT-----	29
35	9S1594	PIPE-----	1
36	5S7484	STRIP-----	1
	{ 8S6101	SUPPORT ASSEM.-----	1
	{ 9F2978	NUT----- (Weld)	8
	{ 1F748	NUT----- (Weld)	4
		(Parts of 8S6101 Assem.)	
38	2S2317	HOSE-----	1
39	6D6289	CLAMP-----	2
40	L1351	BOLT-----	14
41	1P1083	GRID ASSEM.-----	1
42	5S7237	SUPPORT-----	1
43	2B947	BOLT-----	2
44	2M4810	GASKET-----	1

C INDICATES CHANGE FROM PREVIOUS TYPE

110530

RADIATOR (7S1698 N/S)—Side View
 Serial No. 11K2561 to 11K3219 inclusive



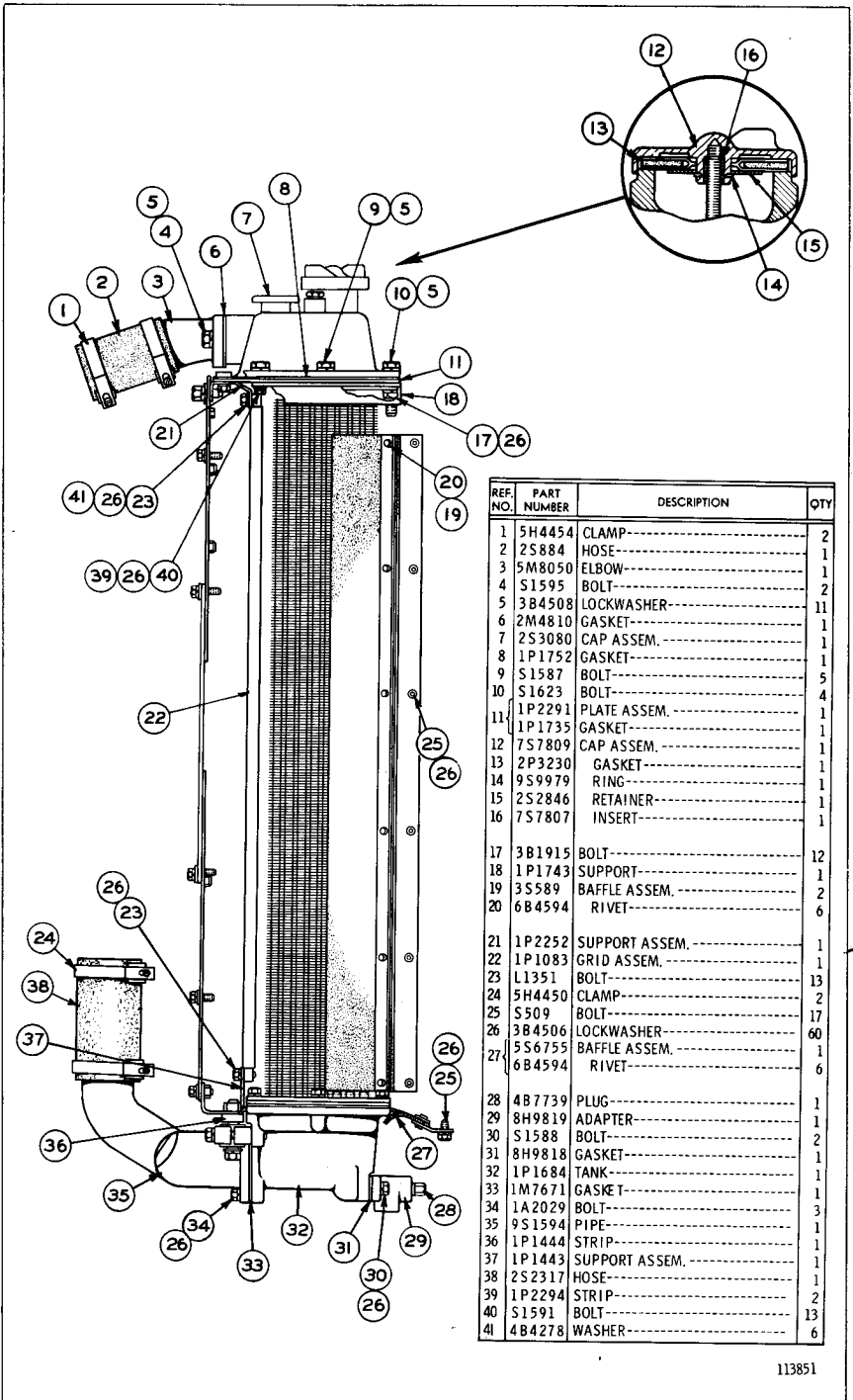
113850

RADIATOR (7S1698 N/S)–Rear View

Serial No. 11K3220-Up

Note: 6F6041 Rust Inhibitor is available

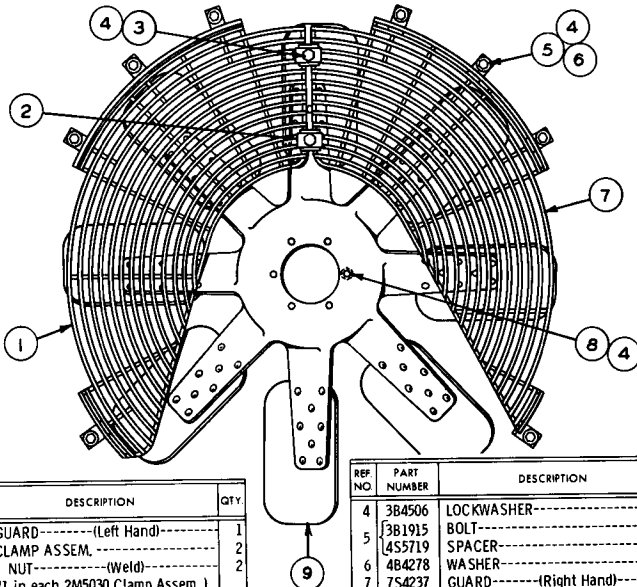
Refer also to Pages 126, 127A and 127B for special parts



REF. NO.	PART NUMBER	DESCRIPTION	QTY
1	5H4454	CLAMP-----	2
2	2S884	HOSE-----	1
3	5M8050	ELBOW-----	1
4	S1595	BOLT-----	2
5	3B4508	LOCKWASHER-----	11
6	2M4810	GASKET-----	1
7	2S3080	CAP ASSEM.-----	1
8	1P1752	GASKET-----	1
9	S1587	BOLT-----	5
10	S1623	BOLT-----	4
11	1P2291	PLATE ASSEM.-----	1
	1P1735	GASKET-----	1
12	7S7809	CAP ASSEM.-----	1
13	2P3230	GASKET-----	1
14	9S9979	RING-----	1
15	2S2846	RETAINER-----	1
16	7S7807	INSERT-----	1
17	3B1915	BOLT-----	12
18	1P1743	SUPPORT-----	1
19	3S589	BAFFLE ASSEM.-----	2
20	6B4594	RIVET-----	6
21	1P2252	SUPPORT ASSEM.-----	1
22	1P1083	GRID ASSEM.-----	1
23	L1351	BOLT-----	13
24	5H4450	CLAMP-----	2
25	S509	BOLT-----	17
26	3B4506	LOCKWASHER-----	60
	5S6755	BAFFLE ASSEM.-----	1
27	6B4594	RIVET-----	6
28	4B7739	PLUG-----	1
29	8H9819	ADAPTER-----	1
30	S1588	BOLT-----	2
31	8H9818	GASKET-----	1
32	1P1684	TANK-----	1
33	1M7671	GASKET-----	1
34	1A2029	BOLT-----	3
35	9S1594	PIPE-----	1
36	1P1444	STRIP-----	1
37	1P1443	SUPPORT ASSEM.-----	1
38	2S2317	HOSE-----	1
39	1P2294	STRIP-----	2
40	S1591	BOLT-----	13
41	4B4278	WASHER-----	6

113851

RADIATOR (7S1698 N/S) - Side View
Serial No. 11K3220-Up

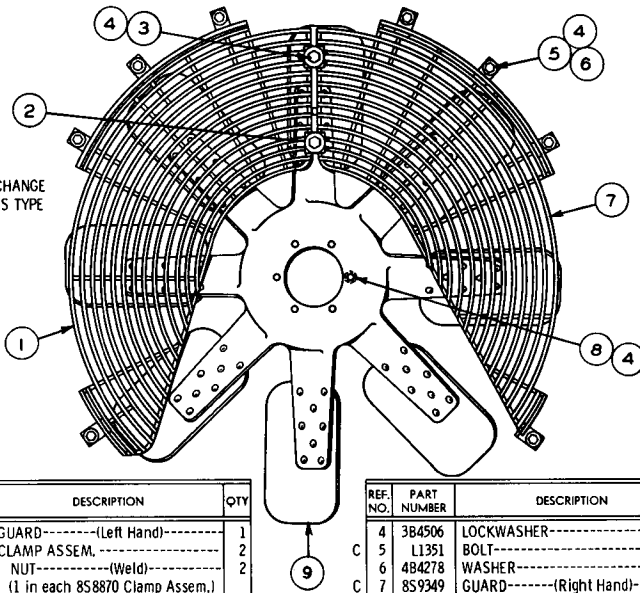


REF. NO.	PART NUMBER	DESCRIPTION	QTY.
1	3M3576	GUARD-----(Left Hand)-----	1
	2M5030	CLAMP ASSEM.-----	2
	9F2978	NUT-----(Weld)----- (1 in each 2M5030 Clamp Assem.)	2
2	2M5007	PLATE-----	2
	1A2029	BOLT-----	2

REF. NO.	PART NUMBER	DESCRIPTION	QTY.
4	3B4506	LOCKWASHER-----	16
	3B1915	BOLT-----	8
5	4S5719	SPACER-----	8
6	4B4278	WASHER-----	8
7	7S4237	GUARD----- (Right Hand)-----	1
8	S1588	BOLT-----	6
9	7S546	SPIDER ASSEM.-----	1

123542

BLOWER FAN AND GUARD
 Serial No. 11K1 to 11K589 inclusive
 Refer also to Pages 126B and 127 for special parts



C INDICATES CHANGE FROM PREVIOUS TYPE

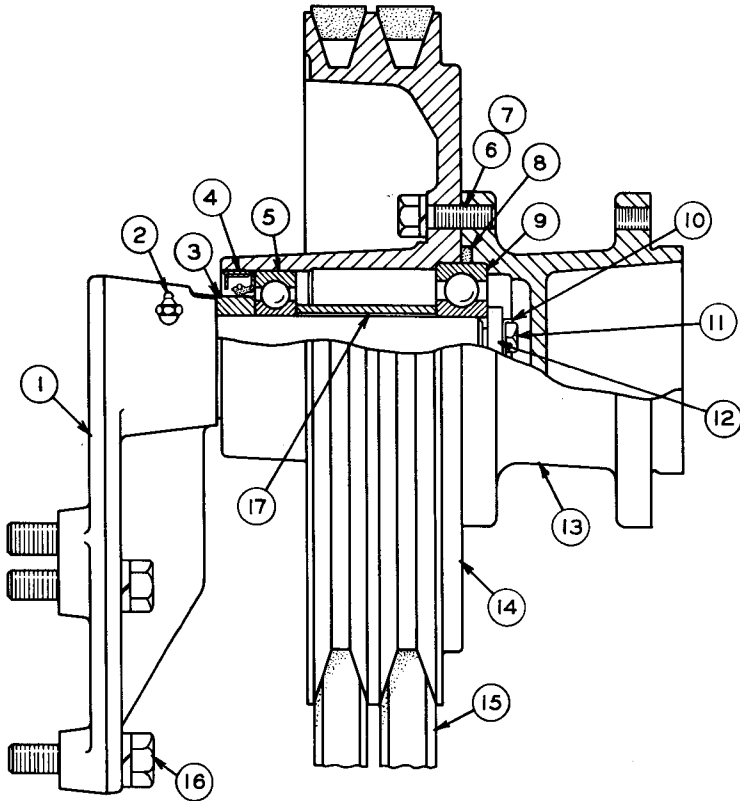
REF. NO.	PART NUMBER	DESCRIPTION	QTY.
C 1	8S2644	GUARD----- (Left Hand)-----	1
	8S8870	CLAMP ASSEM.-----	2
2	9F2978	NUT----- (Weld)----- (1 in each 8S8870 Clamp Assem.)	2
	2B6010	WASHER-----	2
3	1A2029	BOLT-----	2

REF. NO.	PART NUMBER	DESCRIPTION	QTY.
C 4	3B4506	LOCKWASHER-----	16
	L1351	BOLT-----	8
6	4B4278	WASHER----- (Right Hand)-----	8
C 7	8S9349	GUARD----- (Right Hand)-----	1
8	S1588	BOLT-----	6
9	7S546	SPIDER ASSEM.-----	1

107564

BLOWER FAN AND GUARD
 Effective with Serial No. 11K590
 Refer also to Pages 126B and 127 for special parts

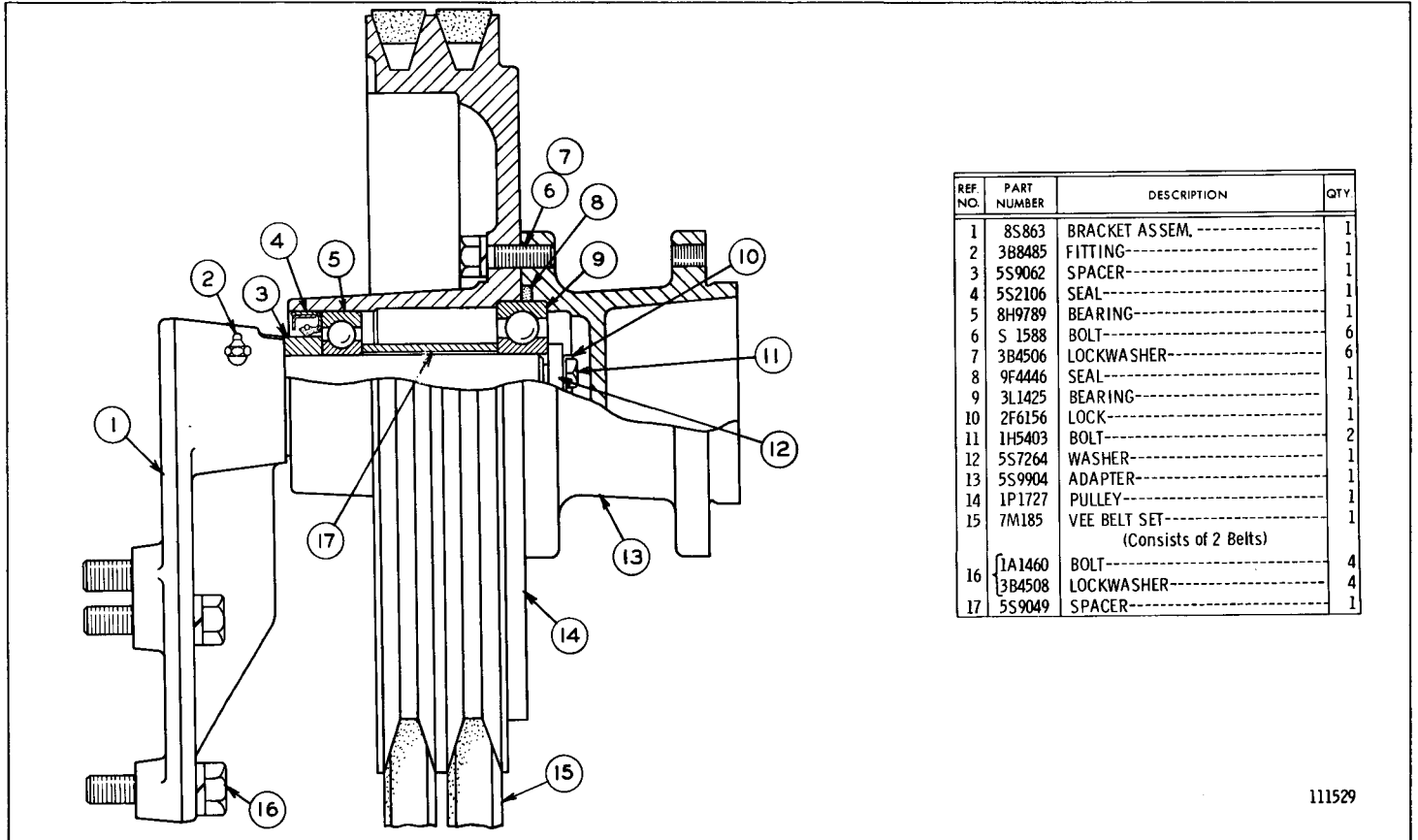
FAN DRIVE AND SUPPORT (8S1474 N/S)
 Serial No. 11K1 to 11K3219 inclusive



REF. NO.	PART NUMBER	DESCRIPTION	QTY.
1	8S863	BRACKET ASSEM.-----	1
2	3B8485	FITTING-----	1
3	5S9062	SPACER-----	1
4	5S2106	SEAL-----	1
5	8H9789	BEARING-----	1
6	S 1588	BOLT-----	6
7	3B4506	LOCKWASHER-----	6
8	9F4446	SEAL-----	1
9	3L1425	BEARING-----	1
10	2F6156	LOCK-----	1
11	1H5403	BOLT-----	2
12	5S7264	WASHER-----	1
13	5S9904	ADAPTER-----	1
14	5S9514	PULLEY-----	1
15	8S1475	VEE BELT SET-----	1
		(Consists of 2 Belts)	
16	1A1460	BOLT-----	4
	3B4508	LOCKWASHER-----	4
17	5S9049	SPACER-----	1

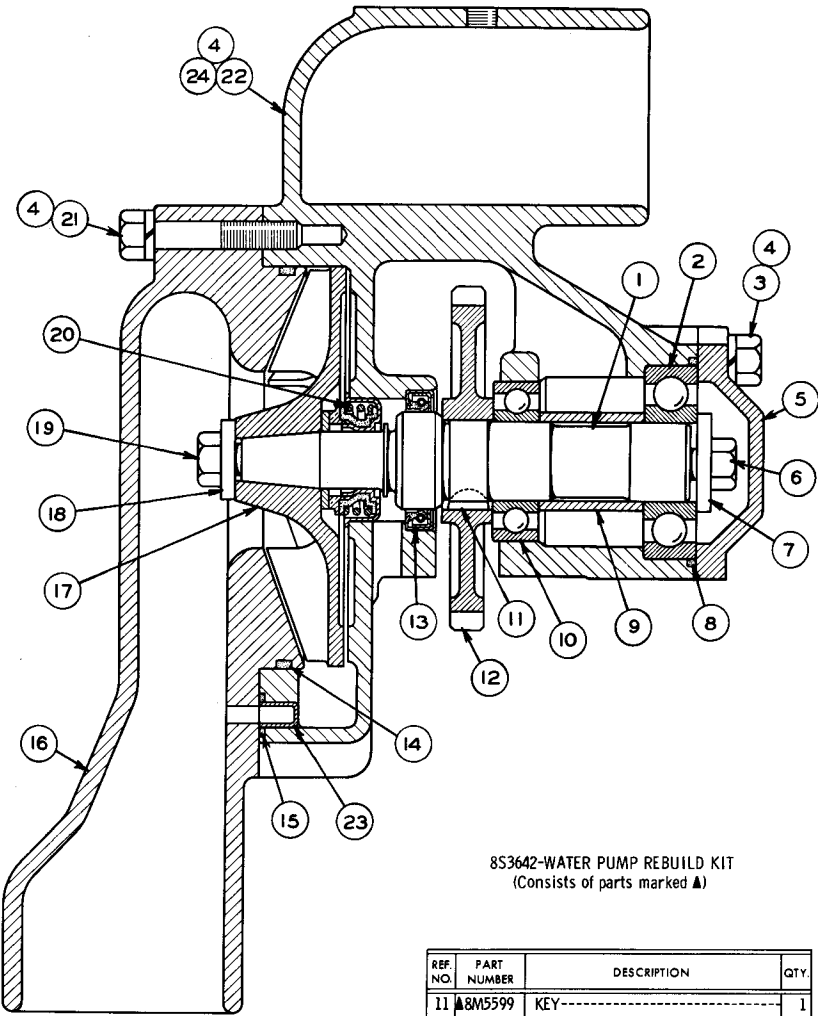
122673

FAN DRIVE AND SUPPORT (8S1474 N/S)
Effective with Serial No. 11K3220



REF NO.	PART NUMBER	DESCRIPTION	QTY.
1	8S863	BRACKET ASSEM.-----	1
2	3B8485	FITTING-----	1
3	5S9062	SPACER-----	1
4	5S2106	SEAL-----	1
5	8H9789	BEARING-----	1
6	S 1588	BOLT-----	6
7	3B4506	LOCKWASHER-----	6
8	9F4446	SEAL-----	1
9	3L1425	BEARING-----	1
10	2F6156	LOCK-----	1
11	1H5403	BOLT-----	2
12	5S7264	WASHER-----	1
13	5S9904	ADAPTER-----	1
14	1P1727	PULLEY-----	1
15	7M185	VEE BELT SET-----	1
		(Consists of 2 Belts)	
16	1A1460	BOLT-----	4
	3B4508	LOCKWASHER-----	4
17	5S9049	SPACER-----	1

111529



8S3642-WATER PUMP REBUILD KIT
(Consists of parts marked ▲)

REF. NO.	PART NUMBER	DESCRIPTION	QTY.
1	▲5S6116	SHAFT	1
2	▲2F5721	BEARING	1
3	S 1594	BOLT	2
4	▲3B4506	LOCKWASHER	10
5	5S6048	COVER	1
6	S 1591	BOLT	1
7	▲2S6160	WASHER	1
8	8S768	SEAL	1
9	▲5S6052	SPACER	1
10	▲6B1124	BEARING	1

REF. NO.	PART NUMBER	DESCRIPTION	QTY.
11	▲8M5599	KEY	1
12	5S6132	GEAR----- (40 Teeth)	1
13	9H8839	SEAL	1
14	5F3999	SEAL	1
15	4J2506	SEAL	1
16	5S6664	COVER	1
17	▲8S9273	IMPELLER ASSEM.	1
18	▲9M6527	WASHER	1
19	▲4L9337	BOLT	1
20	4S6413	SEAL ASSEM.	1
21	S 1590	BOLT	2
22	5S6667	HOUSING ASSEM.	1
	5S6047	GASKET	1
23	4M1336	FERRULE	1
		(Part of 5S6667 Housing Assem.)	
24	L 1352	BOLT----- (3.25" Long)	3
	1A5183	BOLT----- (4.75" Long)	1

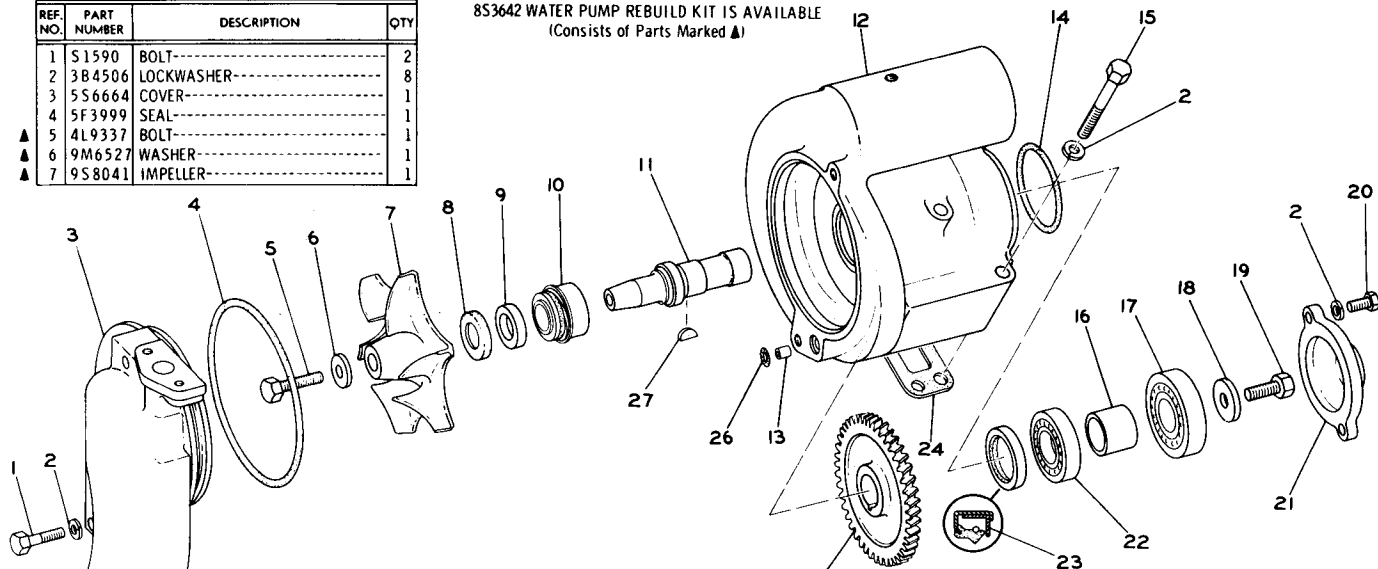
103378

5S6684 WATER PUMP GROUP
Serial No. 11K1 to 11K2385 inclusive
See Page 26 for Gasket Kit

5S6684 WATER PUMP GROUP
 Serial No. 11K2386—Up
 See Page 26 for Gasket Kit

REF. NO.	PART NUMBER	DESCRIPTION	QTY
1	51590	BOLT	2
2	3B4506	LOCKWASHER	8
3	5S6664	COVER	1
4	5F3999	SEAL	1
5	4L9337	BOLT	1
6	9M6527	WASHER	1
7	9S8041	IMPELLER	1

8S3642 WATER PUMP REBUILD KIT IS AVAILABLE
 (Consists of Parts Marked ▲)

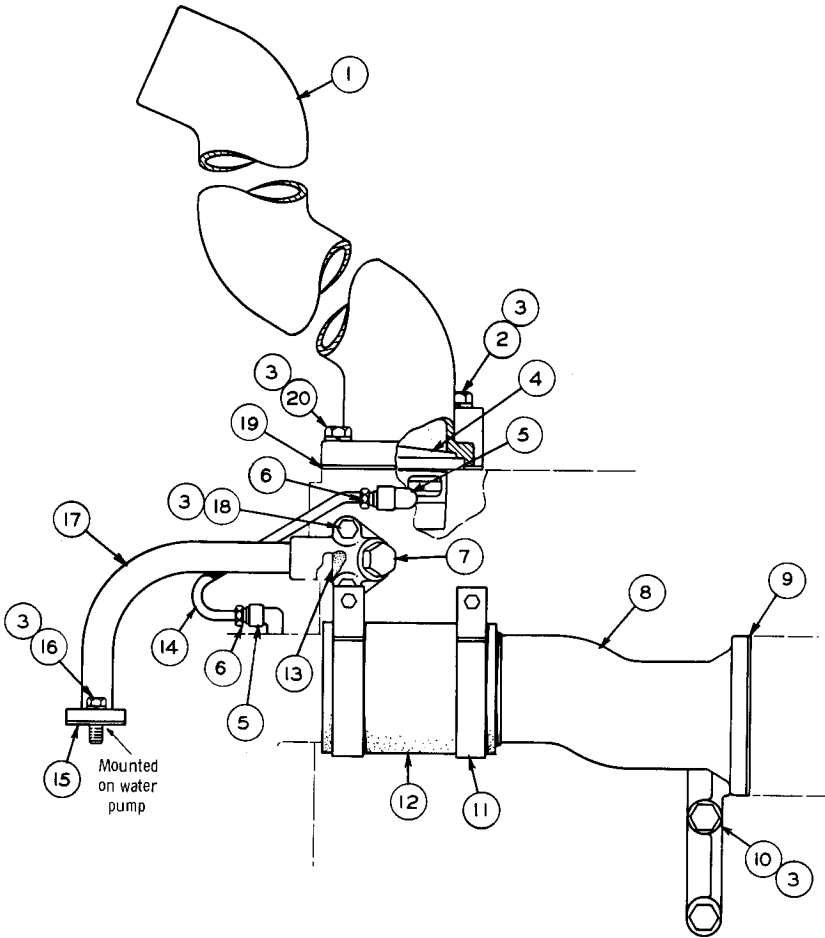


8	8S8821	SEAL	1
9	8S7762	RING	1
10	1N9177	SEAL ASSEM.	1

▲ 11	5S6116	SHAFT	1
12	5S6667	HOUSING ASSEM.	1
13	4M1336	FERRULE	1
14	8S768	SEAL	1
15	L1352	BOLT—8.26 cm(3.25 in.) long	3
	1A5183	BOLT—2.07 cm(4.75 in.) long	1
16	5S6052	SPACER	1
▲ 17	2F5721	BEARING	1

▲ 18	2S6160	WASHER	1
19	51591	BOLT	1
20	51594	BOLT	2
21	5S6048	COVER	1
▲ 22	6B1124	BEARING	1
23	9H8839	SEAL	1
24	5S6047	GASKET	1
25	5S6132	GEAR (40 teeth)	1
26	4J2506	SEAL	1
▲ 27	8M5599	KEY	1

163962

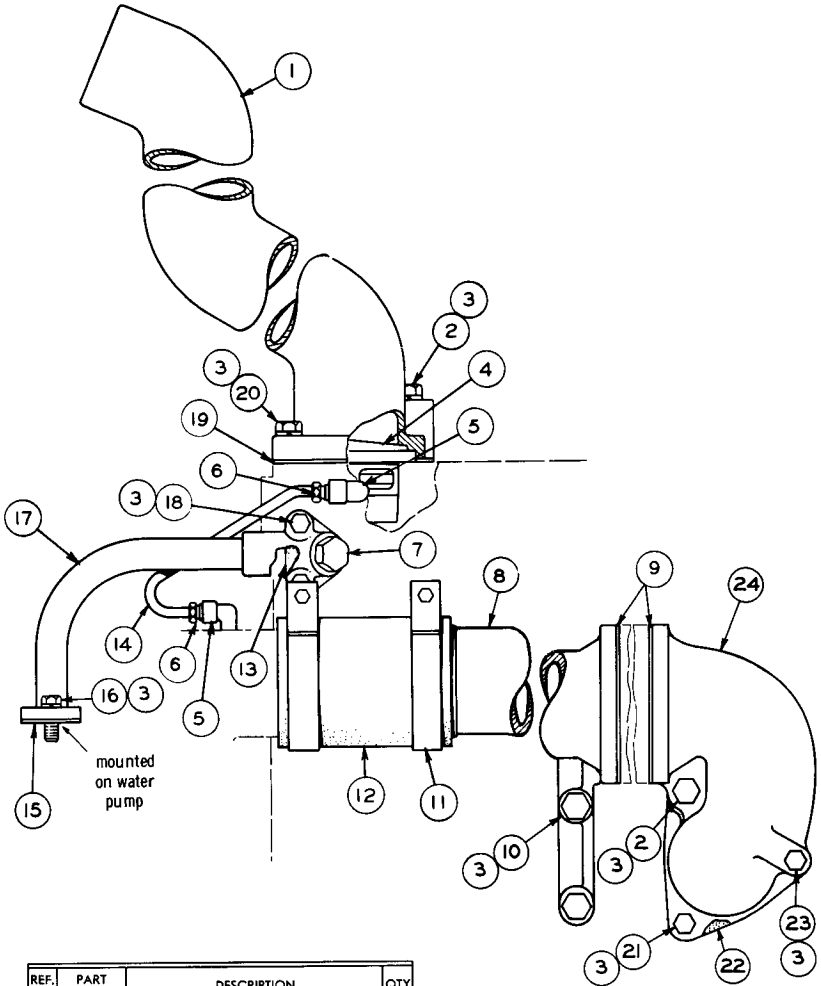


REF NO	PART NUMBER	DESCRIPTION	QTY
1	7S6334	ELBOW ASSEM.-----	1
	4M1336	FERRULE-----	1
		(Part of 7S6334 Elbow Assem.)	
2	L-2070	BOLT----- (2.25" Long)	1
3	3B4506	LOCKWASHER-----	10
4	2S4044	REGULATOR-----	1
5	3B8998	FITTING-----	2
6	1F1344	NUT-----	2
		(1 in each 3B8998 Fitting)	
7	3J5389	PLUG-----	1
8	5S6108	BONNET-----	1
9	5S6051	GASKET-----	1

REF NO	PART NUMBER	DESCRIPTION	QTY
10	L-1143	BOLT-----	2
11	5H4454	CLAMP-----	2
12	4S6825	HOSE-----	1
13	5S9588	GASKET-----	1
14	5S6154	TUBE-----	1
15	T-225	GASKET-----	1
16	S-1594	BOLT-----	2
17	5S6141	TUBE ASSEM.-----	1
18	S-1571	BOLT-----	2
19	5S9059	GASKET-----	1
20	S-1588	BOLT----- (1.25" Long)	3

101482

WATER LINES (7S1699 N/S)
Serial No. 11K1 to 11K3219 inclusive

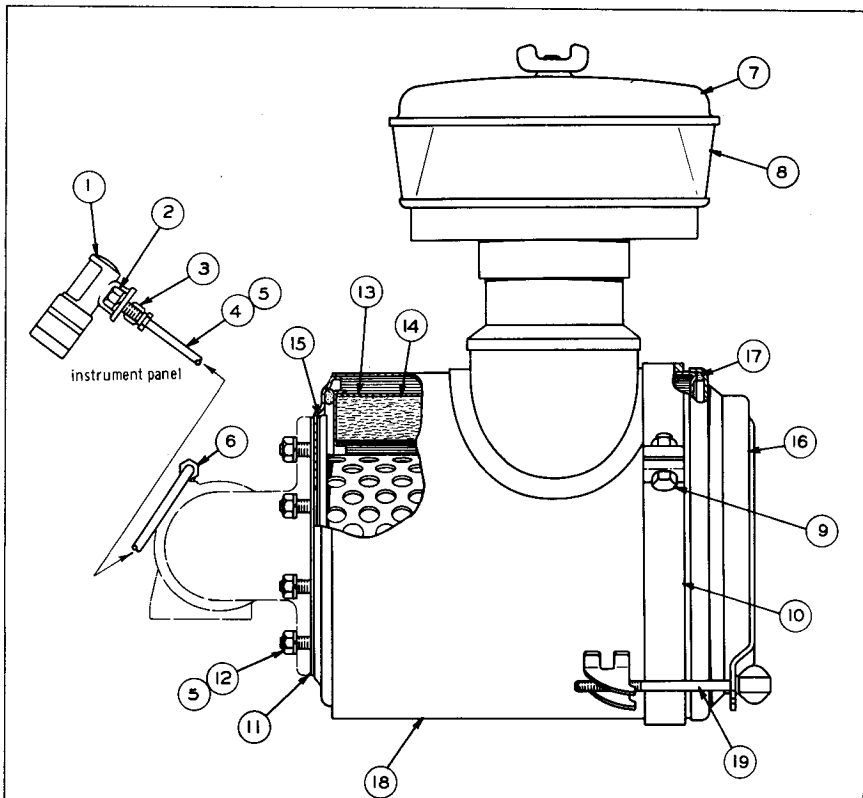


REF. NO.	PART NUMBER	DESCRIPTION	QTY
1	7S6334	ELBOW ASSEM.	1
	4M1336	FERRULE (Part of 7S6334 Assem.)	1
2	L2070	BOLT	2
3	3B4506	LOCKWASHER	13
4	2S4044	REGULATOR	1
5	3B8998	FITTING	2
6	1F1344	NUT (1 in each 3B8998 Fitting)	2
7	3J5389	PLUG	1
8	5S6108	BONNET	1
9	5S6051	GASKET	2
10	L1143	BOLT	2
11	5H4454	CLAMP	2

12	4S6825	HOSE	1
13	5S9588	GASKET	1
14	5S6154	TUBE	1
15	T225	GASKET	1
16	S1594	BOLT	2
17	5S6141	TUBE ASSEM.	1
18	S1571	BOLT	2
19	5S9059	GASKET	1
20	S1588	BOLT	3
21	1A2029	BOLT	1
22	1M9390	GASKET	1
23	L1352	BOLT	1
24	5S6061	BONNET	1

111526

WATER LINES (7S1699 N/S)
Effective with Serial No. 11K3220



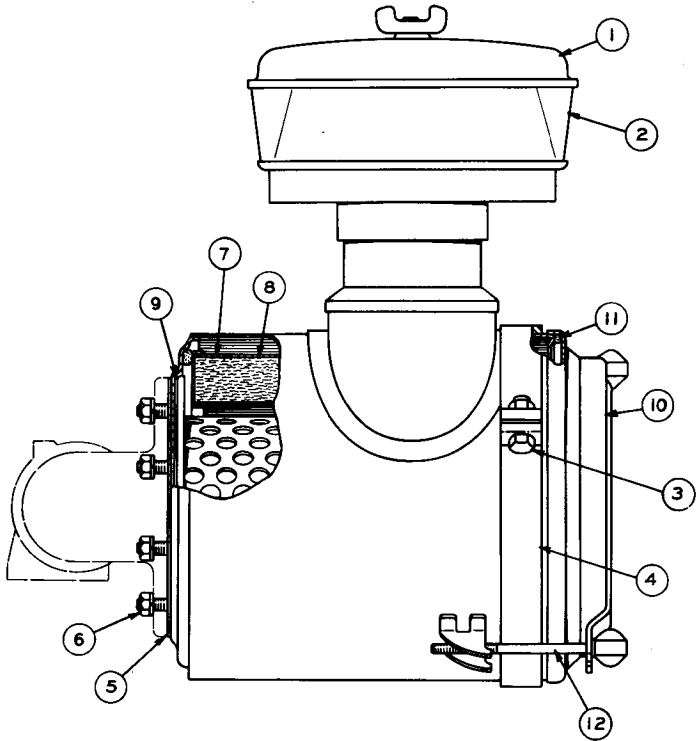
▲ ORDER BY THE FOOT
O. D. = Outside Diameter

REF. NO.	PART NUMBER	DESCRIPTION	QTY
1	4S6998	INDICATOR--(Air Filter Service)--	1
2	8M9937	BOLT-----	2
	8M9936	LOCKWASHER-----	2
3	3B8995	FITTING-----	1
	1F1344	NUT----- (Part of 3B8995 Fitting)	1
4	4S8385	TUBING-----(.25" O. D.)----33.61"	1
	2B2404	CLIP-----	1
5	S509	BOLT-----	1
	3B4506	LOCKWASHER-----	9
6	3B8998	FITTING-----	1
	1F1344	NUT----- (Part of 3B8998 Fitting)	1
7	5L7942	PRECLEANER ASSEM.-----	1
	9M5201	COVER ASSEM.-----	1
8	6H8021	BODY----- (Parts of 5L7942 Assem.)	1

REF. NO.	PART NUMBER	DESCRIPTION	QTY
9	1A1460	BOLT-----	1
	1D4719	NUT-----	1
	4B4280	WASHER-----	1
10	1S1739	BAND-----	1
11	4M4299	GASKET-----	1
12	1D4717	NUT-----	8
	3S2298	AIR CLEANER ASSEM.-----	1
Consisting of:			
13	7M9045	ELEMENT------(Primary)	1
14	2S1287	ELEMENT------(Secondary)	1
15	4M4299	GASKET-----	1
		(Part of 2S1287 Element)	
16	9M4895	CUP ASSEM.-----	1
17	9M8513	GASKET-----	1
18	4S5416	(Part of 9M4895 Cup Assem.)	
		BODY ASSEM.-----	1
19	4S6818	ROD ASSEM.----- (Part of 4S5416 Body Assem.)	1

108259

AIR CLEANER—Dry Type
Serial No. 11K1 to 11K2662 inclusive
Refer also to Page 144B for special parts



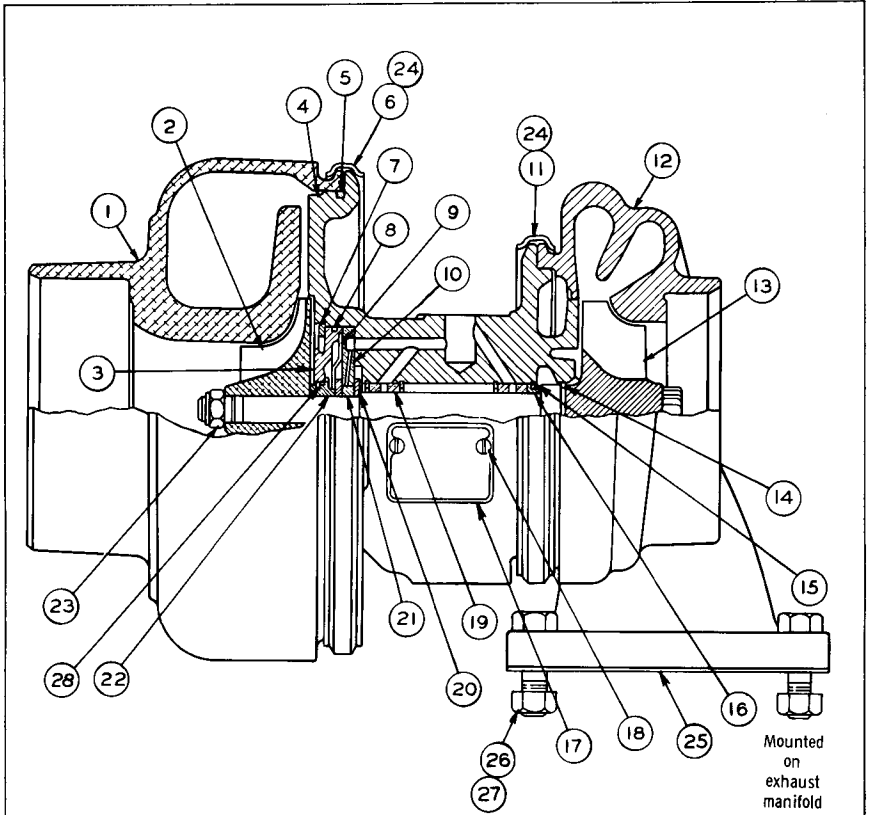
C INDICATES CHANGE FROM PREVIOUS TYPE

REF. NO.	PART NUMBER	DESCRIPTION	QTY
1	5L7942	PRECLEANER ASSEM.-----	1
	9M5201	COVER ASSEM.-----	1
2	6H8021	BODY-----	1
		(Parts of 5L7942 Assem.)	
	1A1460	BOLT-----	1
3	1D4719	NUT-----	1
	4B4280	WASHER-----	1
4	1S1739	BAND-----	1
5	4M4299	GASKET-----	1
6	1D4717	NUT-----	8
C	3B4506	LOCKWASHER-----	8

	3S2298	AIR CLEANER ASSEM.-----	1	
		Consisting of:		
7	7M9045	ELEMENT----- (Primary)-----	1	
8	2S1287	ELEMENT----- (Secondary)-----	1	
9	4M4299	GASKET-----	1	
		(Part of 2S1287 Element)		
10	9M4895	CUP ASSEM.-----	1	
11	9M8513	GASKET-----	1	
		(Part of 9M4895 Assem.)		
C	12	4S6818	ROD ASSEM.-----	2

129758

AIR CLEANER—Dry Type
 Effective with Serial No. 11K2663
 Refer also to Page 144B for special parts

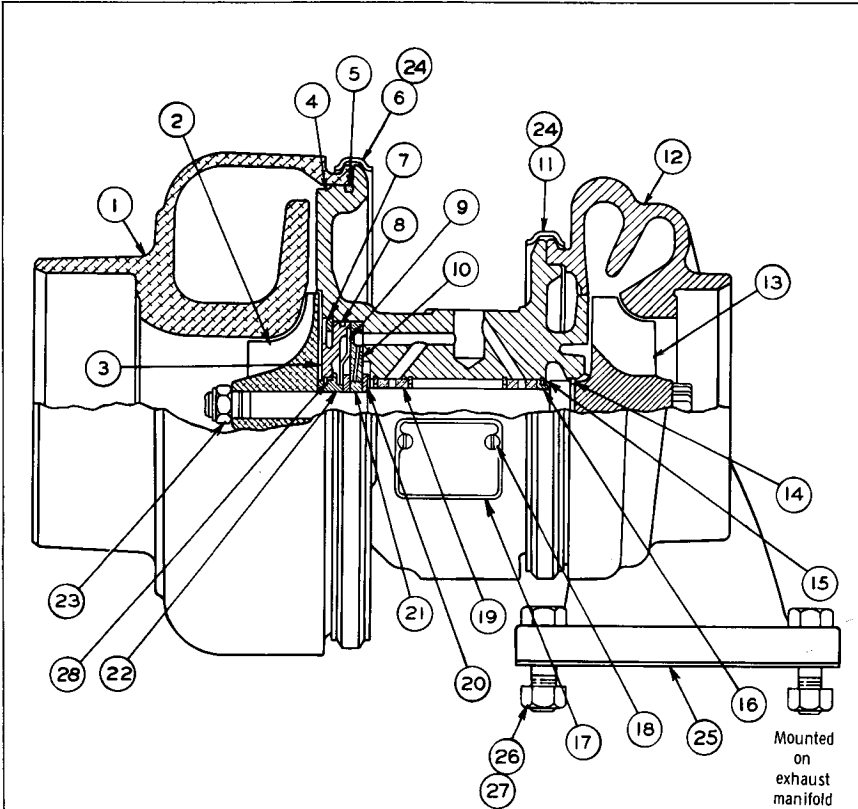


REF. NO.	PART NUMBER	DESCRIPTION	QTY.
1	7S7698	COVER------(Compressor)-----	1
2	7S7697	WHEEL-----	1
3	5S4556	INSERT-----	1
4	5S4543	HOUSING ASSEM.-----	1
	5S5199	PIN-----	2
		(Part of 5S4543 Housing Assem.)	
5	5S4554	"O" RING-----	1
6	5S4558	V CLAMP-----	1
7	5S4546	RING-----	1
8	5S4548	"O" RING-----	1
9	5S4549	DEFLECTOR-----	1
10	5S4552	BEARING-----	1
11	5S4517	V CLAMP-----	1
12	8S1430	HOUSING------(Turbine)-----	1
13	8S4989	WHEEL ASSEM.-----	1
14	4S9248	RING-----	1
15	4M6983	RING-----	4

REF. NO.	PART NUMBER	DESCRIPTION	QTY.
16	5S4551	SLEEVE-----	1
17	5S4545	PLATE------(Name-Warning)-----	1
	2S1507	PLATE------(Name-Cartridge)-----	1
18	8H3710	SCREW-----	3
19	5S4557	BEARING-----	2
20	5S4550	RING-----	2
21	5S4547	SLEEVE-----	1
22	5S4553	SLEEVE-----	1
23	5S4555	LOCKNUT-----	1
24	7M9918	NUT-----	2
25	1S4295	GASKET-----	1
26	AS-1571	BOLT------(1.75" Long)-----	2
	AS-1590	BOLT------(2" Long)-----	2
27	1B5355	NUT-----	4
28	4M8013	RING-----	1
	8S4579	CARTRIDGE ASSEM.-----	1
		(Consists of all parts except those marked ▲ and ●)	

102458

5S9583 TURBOCHARGER ASSEMBLY
 Serial No. 11K1 to 11K698 and 11K700 to 11K702 inclusive



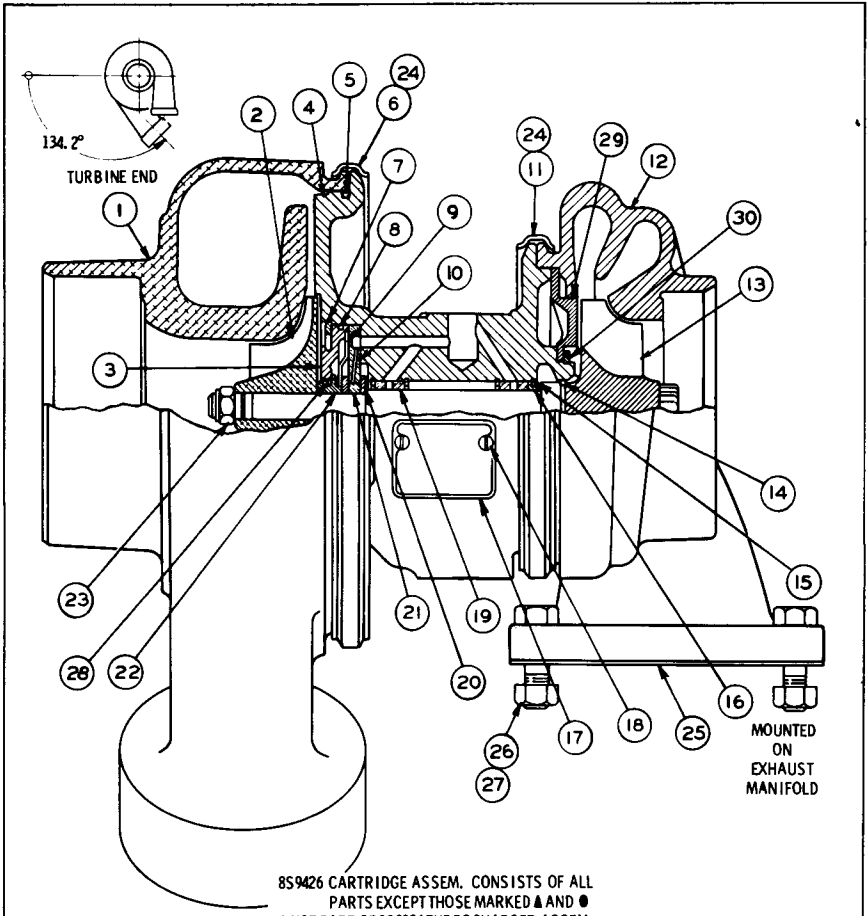
▲ NOT PART OF 8S4987 TURBOCHARGER ASSEM.

REF. NO.	PART NUMBER	DESCRIPTION	QTY.
1	7S7698	COVER----- (Compressor)-----	1
2	7S7697	WHEEL-----	1
3	5S4556	INSERT-----	1
4	5S4543	HOUSING ASSEM.-----	1
	5S5199	PIN----- (Part of 5S4543 Housing Assem.)	2
5	5S4554	"O" RING-----	1
6	5S4558	"V" CLAMP-----	1
7	5S4546	RING-----	1
8	5S4548	"O" RING-----	1
9	5S4549	DEFLECTOR-----	1
10	5S4552	BEARING-----	1
11	5S4517	"V" CLAMP-----	1
12	8S1430	HOUSING----- (Turbine)-----	1
13	8S4989	WHEEL ASSEM.-----	1
14	4S9248	RING-----	1
15	4M6983	RING-----	4

REF. NO.	PART NUMBER	DESCRIPTION	QTY.
16	5S4551	SLEEVE-----	1
17	5S4545	PLATE----- (Name-Warning)-----	1
18	8H3710	SCREW-----	2
19	5S4557	BEARING-----	2
20	5S4550	RING-----	2
21	5S4547	SLEEVE-----	1
22	5S4553	SLEEVE-----	1
23	5S4555	LOCKNUT-----	1
24	7M9918	NUT-----	2
▲ 25	1S4295	GASKET-----	1
▲ 26	S1571	BOLT----- (1.75" long)-----	2
	S1590	BOLT----- (2" long)-----	2
▲ 27	1B5355	NUT-----	4
	4M8013	RING-----	1

124825

8S4987 TURBOCHARGER ASSEMBLY
 Serial No. 11K699, 11K703 to 11K1152 & 11K1169 inclusive



8S9426 CARTRIDGE ASSEM. CONSISTS OF ALL PARTS EXCEPT THOSE MARKED ▲ AND ●
 ▲ NOT PART OF 8S9234 TURBOCHARGER ASSEM.

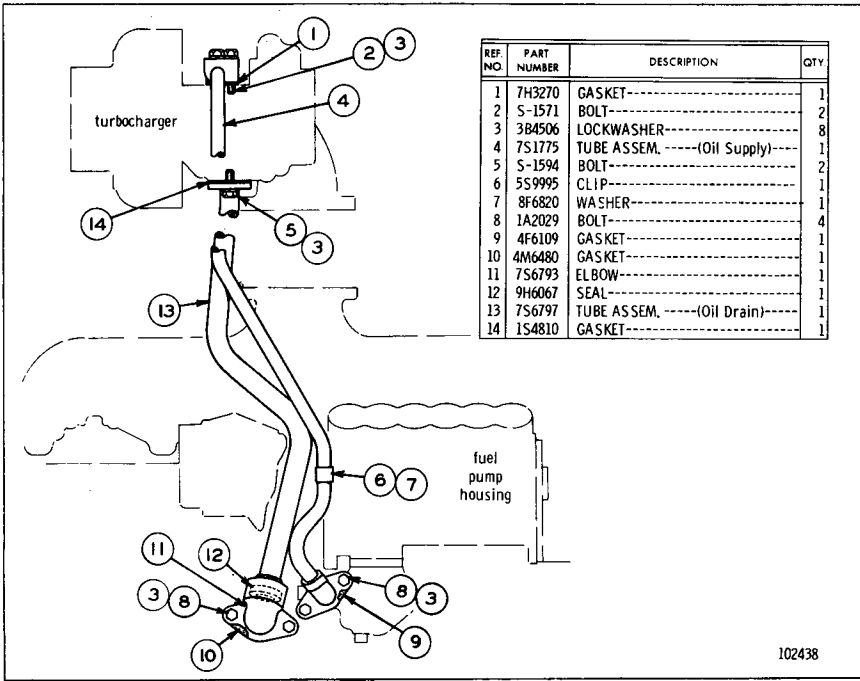
REF. NO.	PART NUMBER	DESCRIPTION	QTY
● 1	7S7698	COVER----- (Compressor)-----	1
2	7S7697	WHEEL-----	1
3	5S4556	INSERT-----	1
4	4N3956	HOUSING ASSEM.-----	1
	5S5199	PIN-----	2
5	5S4554	"O" RING-----	1
● 5	5S4558	"V" CLAMP ASSEM.-----	1
C 6	7M9918	NUT-----	1
7	5S4546	RING-----	1
8	5S4548	"O" RING-----	1
9	5S4549	DEFLECTOR-----	1
10	8S9223	BEARING-----	1
● 11	5S4517	"V" CLAMP ASSEM.-----	1
C 11	7M9918	NUT-----	1
● 12	8S9226	HOUSING----- (Turbine)-----	1
13	8S4989	WHEEL ASSEM.-----	1
14	4S9248	RING-----	1
15	4M6983	RING-----	4

16	5S4551	SLEEVE-----	1
● 17	5S4545	NAMEPLATE-----	1
	9S1180	NAMEPLATE-----	1
18	8H3710	SCREW-----	2
19	5S4557	BEARING-----	2
20	5S4550	RING-----	2
21	5S4547	SLEEVE-----	1
22	8S9222	SLEEVE-----	1
23	5S4555	LOCKNUT-----	1
24	7M9918	NUT-----	2
▲ 25	1S4295	GASKET-----	1
▲ 26	51571	BOLT----- (1.75" long)	2
	51590	BOLT----- (2" long)	2
▲ 27	1B5355	NUT-----	4
28	4M8013	RING-----	2
29	8S9221	SHROUD-----	1
30	4M6990	RING-----	1

C INDICATES CHANGE

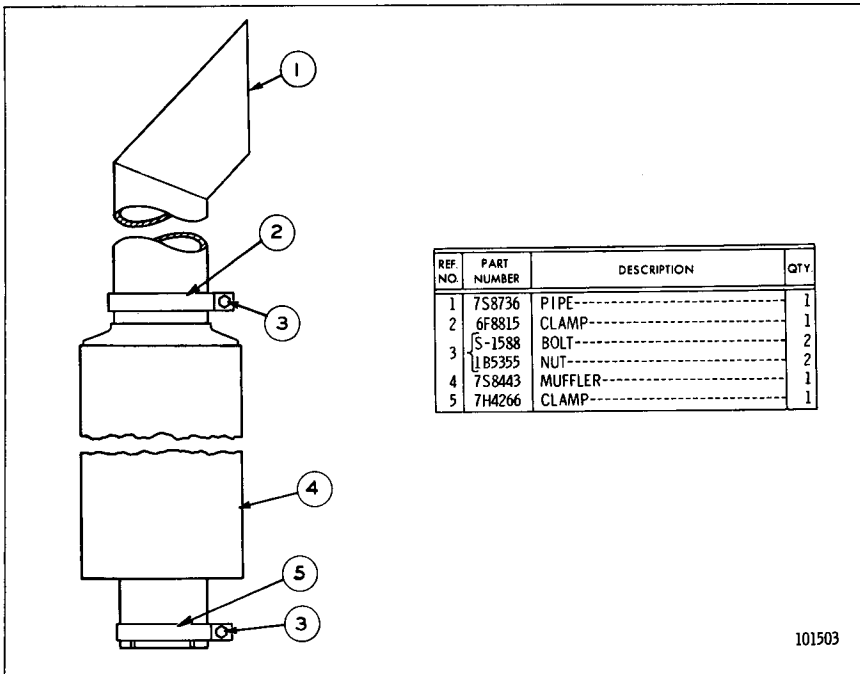
117417

8S9234 TURBOCHARGER ASSEMBLY
 Serial No. 11K1153 to 11K1168 and 11K1170—Up



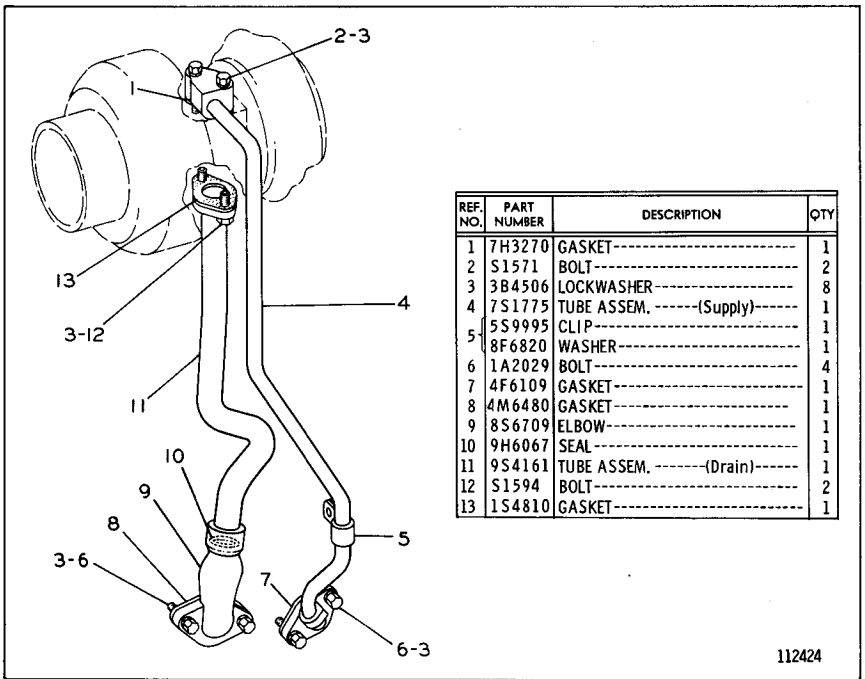
102438

TURBOCHARGER OIL LINES
 Serial No. 11K1 to 11K2084 inclusive



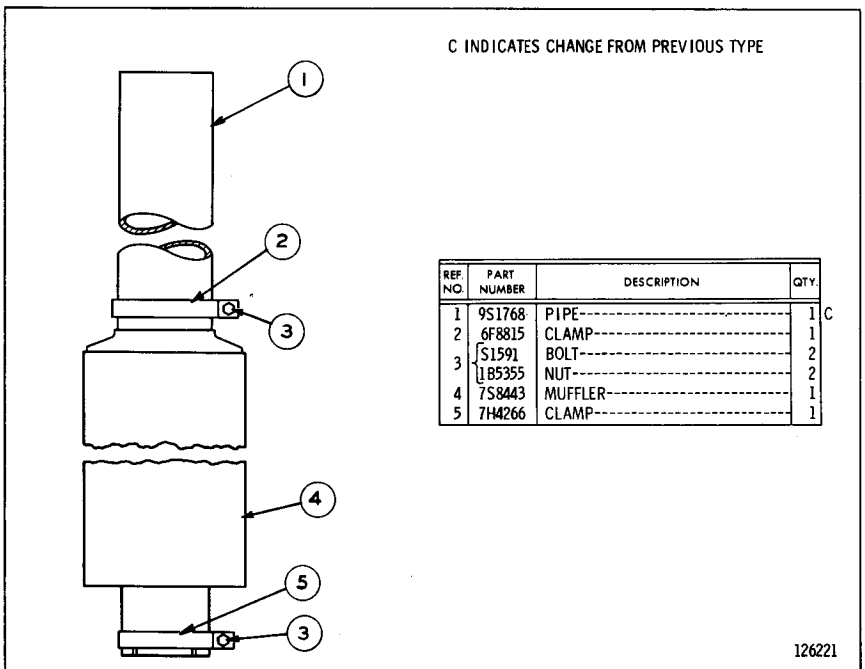
101503

MUFFLER
 Serial No. 11K1 to 11K1702 inclusive
 Note: 7S1784 Rain Cap is available



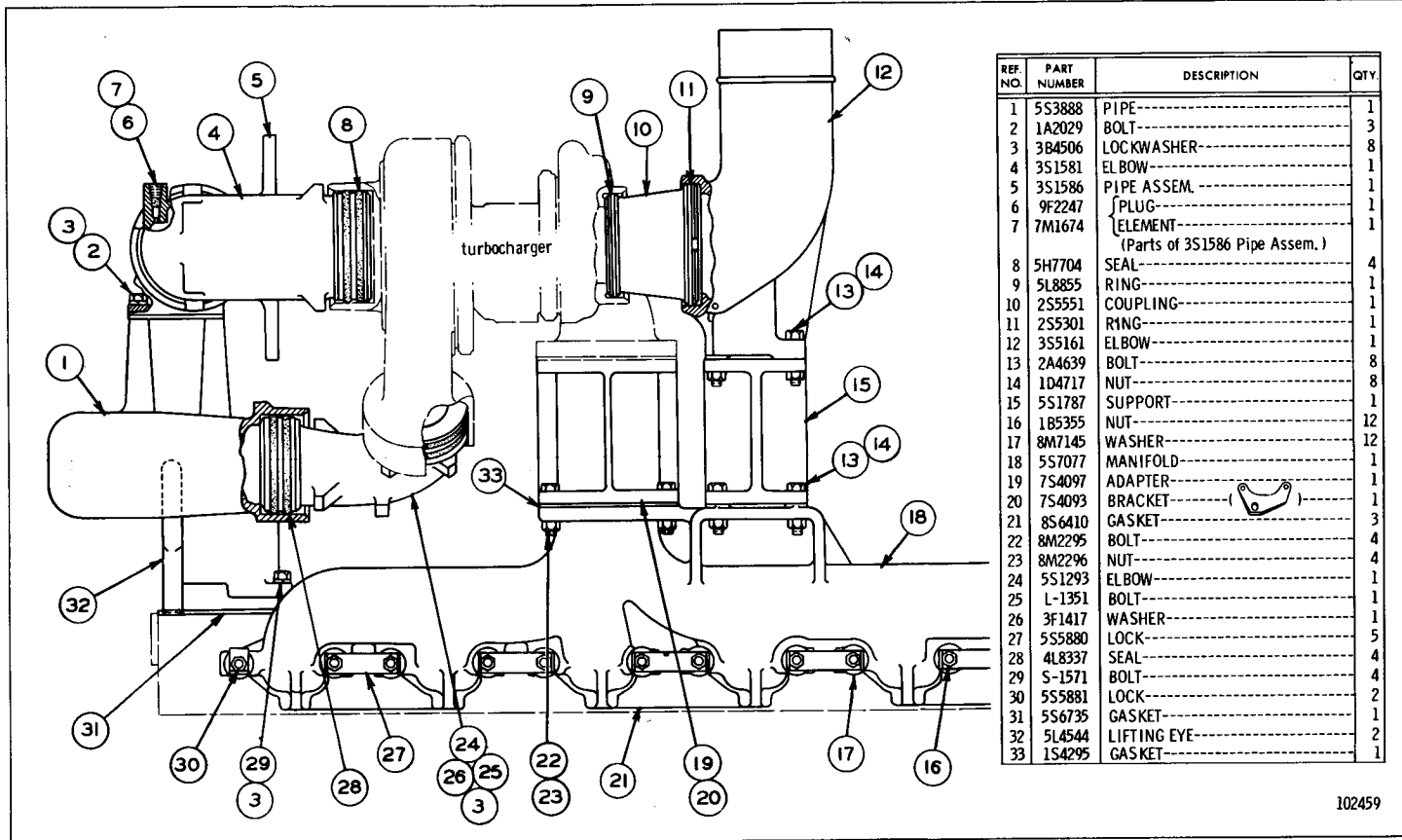
112424

TURBOCHARGER OIL LINES (7S1746 N/S)
Serial No. 11K2085-Up



126221

MUFFLER (7S6741 N/S)
Serial No. 11K1703-Up
Note: 7S1784 Rain Cap is available

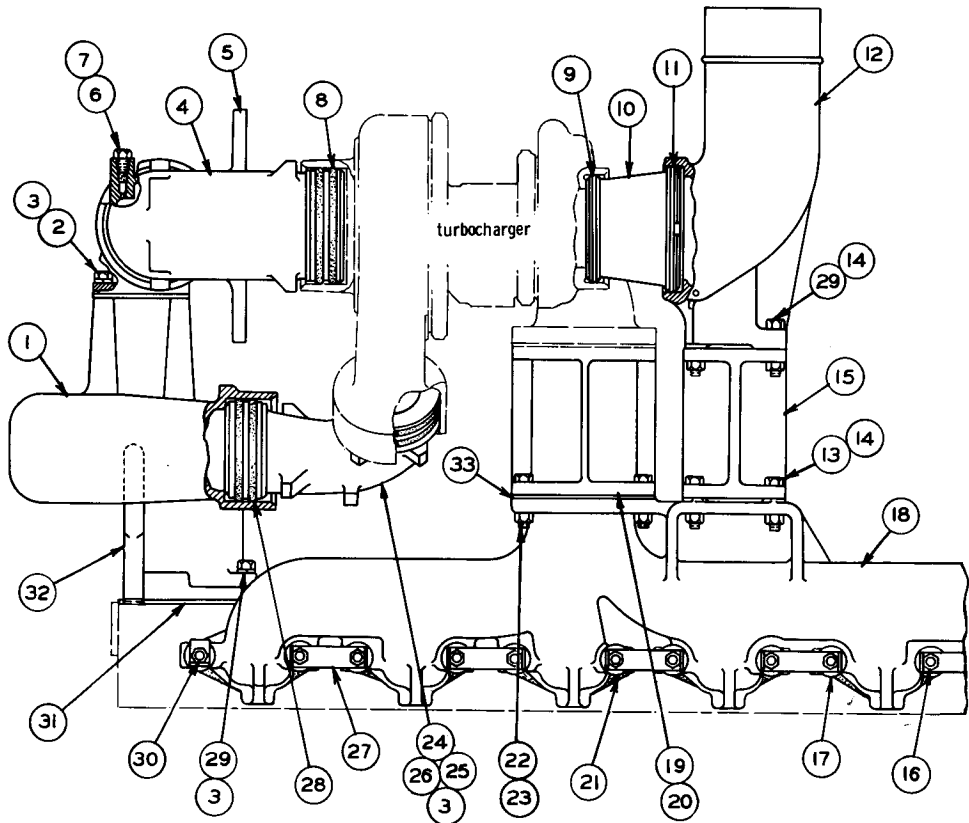


102459

MANIFOLD

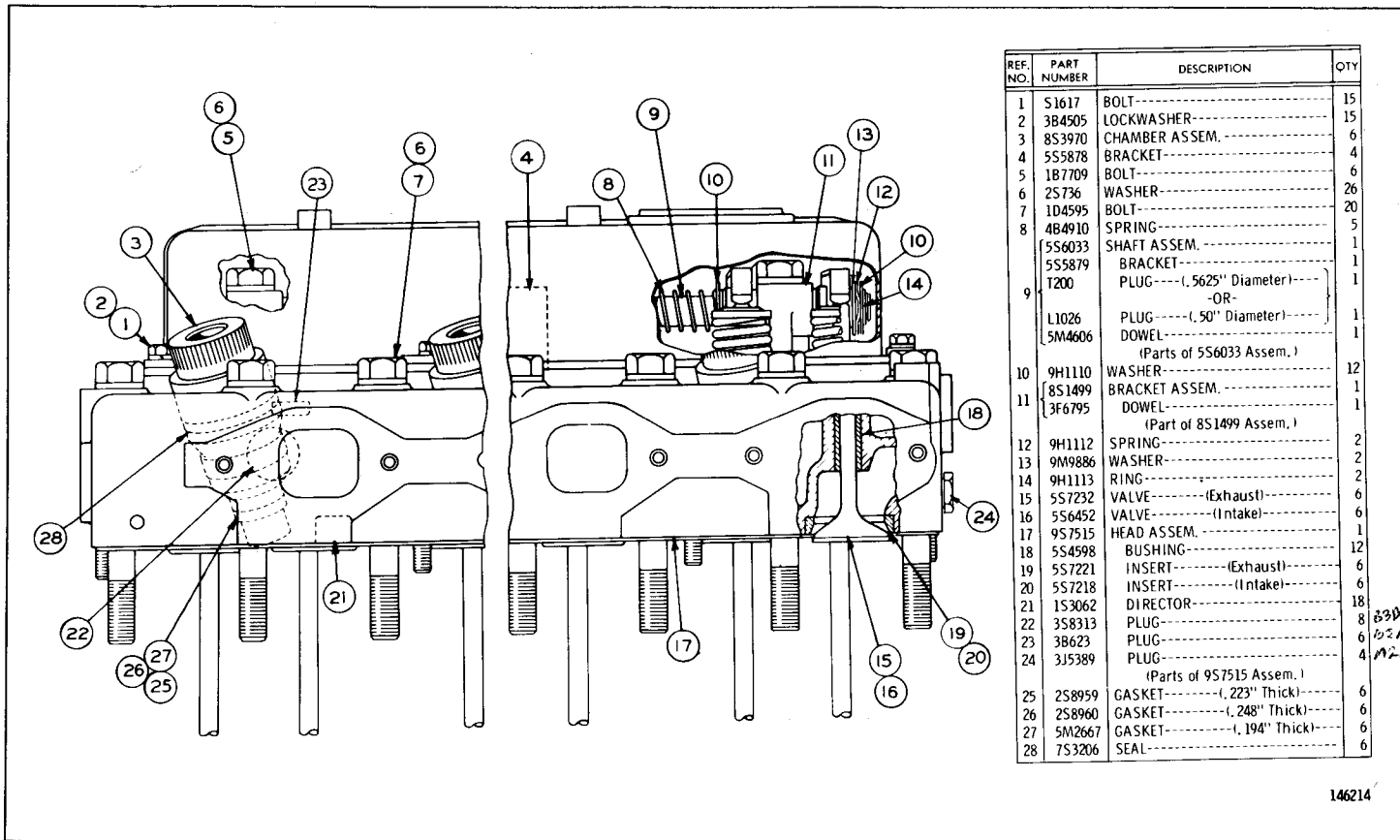
Serial No. 11K1 to 470, 473, 474, 476 to 480, 482, 483, 485, 494 and 11K552 inclusive

MANIFOLD
 Serial No. 11K471, 472, 475, 481, 484, 486 to 493, 495 to 551 and 11K553-Up



REF. NO.	PART NUMBER	DESCRIPTION	QTY.
1	5S3888	PIPE-----	1
2	1A2029	BOLT-----	3
3	3B4506	LOCKWASHER-----	8
4	3S1581	ELBOW-----	1
5	3S1586	PIPE ASSEM.-----	1
6	5M6214	PLUG-----	1
7	7M1674	ELEMENT-----	1
		(Parts of 3S1586 Pipe Assem.)	
8	5H7704	SEAL-----	4
9	5L8855	RING-----	1
10	2S5551	COUPLING-----	1
11	2S5301	RING-----	1
12	3S5161	ELBOW-----	1
13	2A4639	BOLT-----	4
14	1D4717	NUT-----	8
15	5S1787	SUPPORT-----	1
16	1B5355	NUT-----	12
17	8M7145	WASHER-----	12
18	9S2354	MANIFOLD-----	1
19	7S4097	ADAPTER-----	1
20	7S4093	BRACKET-----	1
21	8S8258	GASKET-----	6
22	8M2295	BOLT-----	4
23	8M2296	NUT-----	4
24	5S1293	ELBOW-----	1
25	L 1351	BOLT-----	1
26	3F1417	WASHER-----	1
27	5S5880	LOCK-----	5
28	4L8337	SEAL-----	4
29	S-1571	BOLT-----	8
30	5S5881	LOCK-----	2
31	5S6735	GASKET-----	1
32	5L4544	LIFTING EYE-----	2
33	1S4295	GASKET-----	1

108256



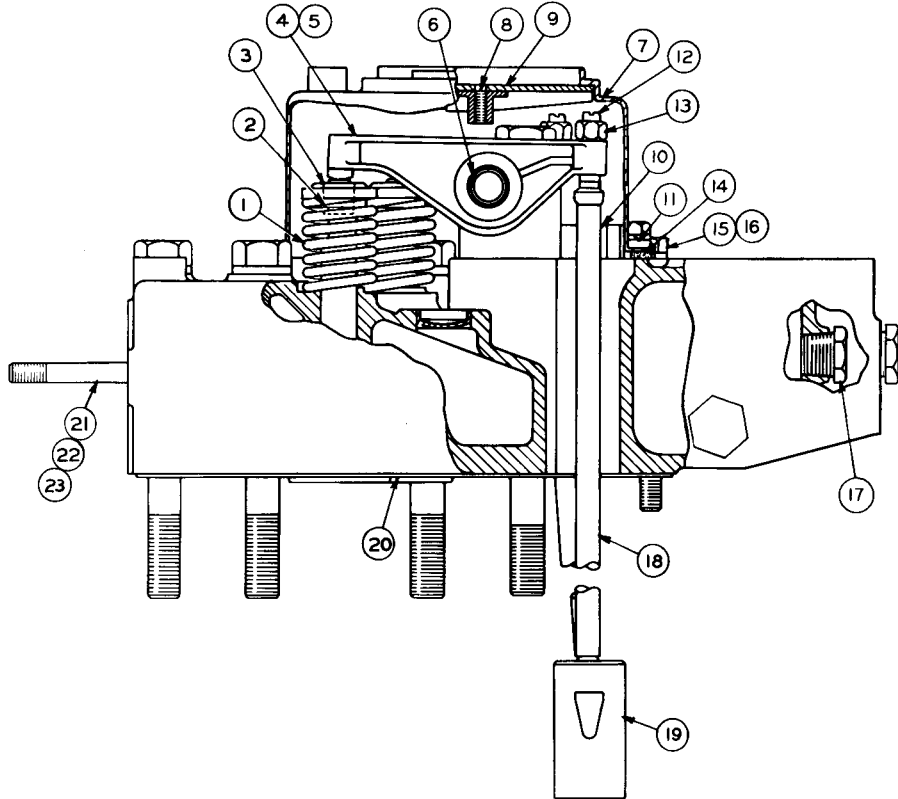
CYLINDER HEAD AND VALVE MECHANISM (5S6687 N/S)—Side View

Serial No. 11K1 to 11K3234 inclusive

See Page 26 for Gasket Kits

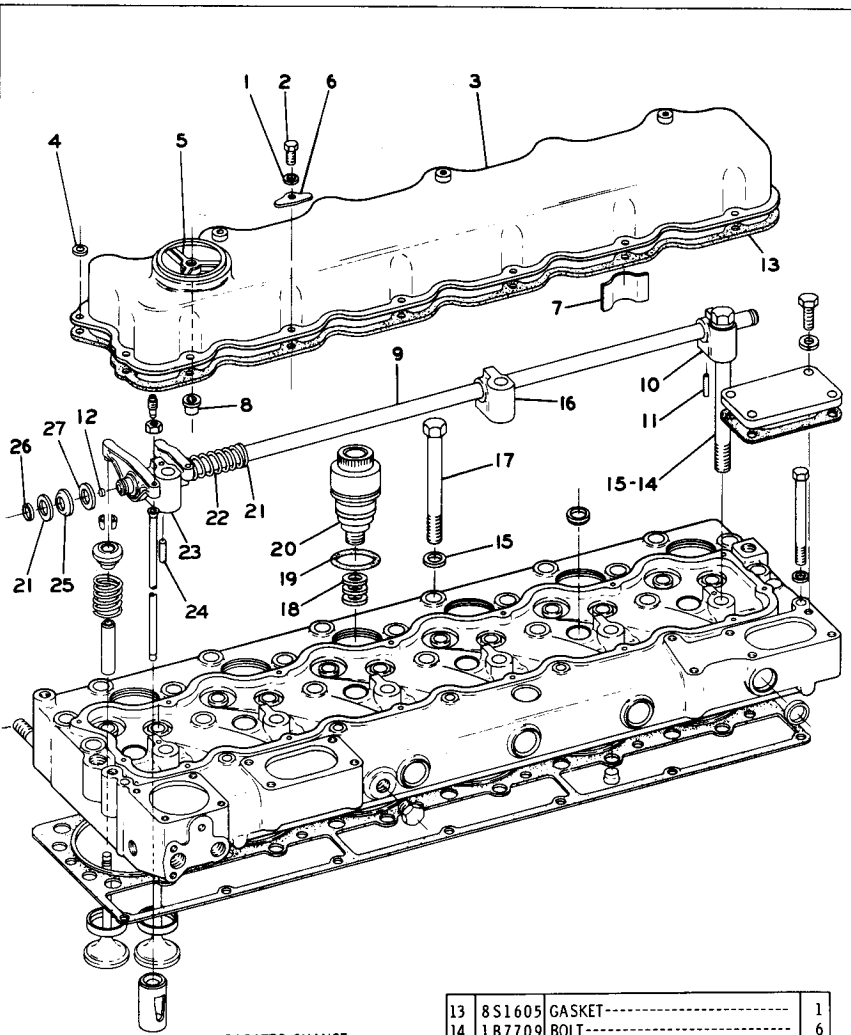
146214

CYLINDER HEAD AND VALVE MECHANISM (5S6687 N/S)—End View
 Serial No. 11K1 to 11K3234 inclusive



REF NO	PART NUMBER	DESCRIPTION	QTY
1	7S7144	SPRING-----	12
2	2A4429	LOCK-----	24
3	5S5874	ROTOCOIL-----	12
4	5S6855	ARM ASSEM. -----(Exhaust)	6
5	5S6854	ARM ASSEM. -----(Intake)	6
6	4F443	BUSHING-----	12
(1 each in 5S6854 & 5S6855 Arm Assem.)			
7	5S6453	COVER ASSEM.-----	1
8	8S801	NUT-----	1
8	8S800	WASHER-----	4
9	8S799	SUPPORT----- (Breather)	1
10	8S3738	STRIP-----	15
11	7S5913	REINFORCEMENT-----	11
(Parts of 5S6453 Cover Assem.)			
12	5S5917	SCREW-----	12
13	1B4203	NUT-----	12
14	8S1605	GASKET-----	1
15	1A5183	BOLT-----	7
16	5B3850	WASHER-----	7
17	3J5389	PLUG-----	1
18	5S5918	ROD-----	12
19	7S3161	LIFTER-----	12
20	5S6281	GASKET-----	1
21	7S6719	STUD----- (2.70" Long)	9
22	8M1871	STUD----- (2.40" Long)	1
23	3M496	STUD----- (2.60" Long)	2

134101



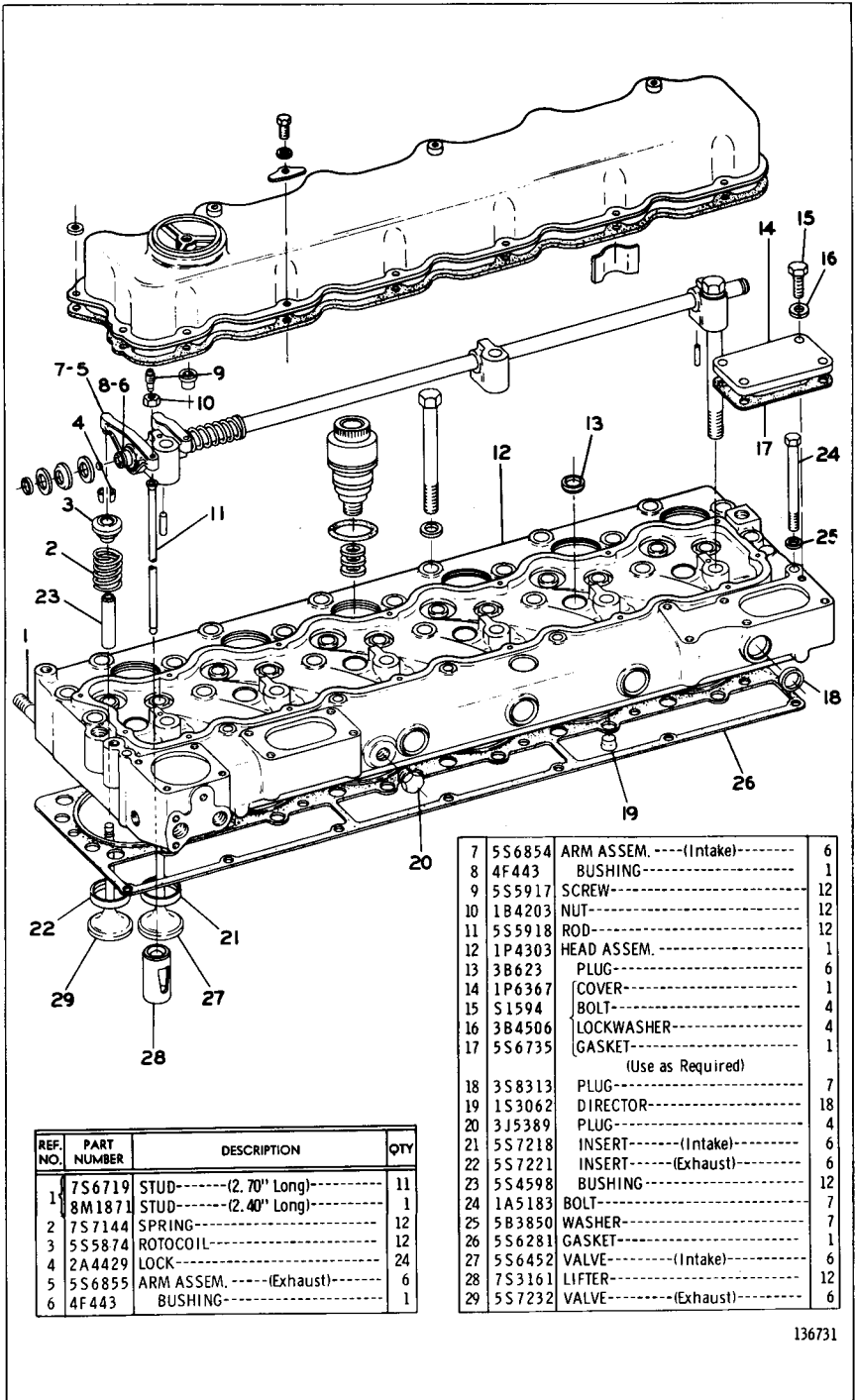
C INDICATES CHANGE

REF. NO.	PART NUMBER	DESCRIPTION	QTY
1	3B4505	LOCKWASHER-----	15
2	S1617	BOLT-----	15
3	5S6453	COVER ASSEM.-----	4
4	8S800	WASHER-----	1
5	8S799	SUPPORT-----	1
6	7S5913	REINFORCEMENT-----	11
7	8S3738	STRIP-----	15
8	8S801	NUT-----	1
9	9S9203	SHAFT ASSEM.-----	1
10	5S5879	BRACKET-----	1
11	5M4606	DOWEL-----	1
12	L1026	PLUG-----	2

13	8S1605	GASKET-----	1
14	1B7709	BOLT-----	6
15	2S736	WASHER-----	26
16	5S5878	BRACKET-----	4
17	1D4595	BOLT-----	20
18	2S8959	GASKET----- (.223" Thick)-----	6
18	2S8960	GASKET----- (.248" Thick)-----	6
18	5M2667	GASKET----- (.194" Thick)-----	6
19	7S3206	SEAL-----	6
20	8S3970	CHAMBER ASSEM.-----	6
21	9H1110	WASHER-----	12
22	4B4910	SPRING-----	5
23	8S1499	BRACKET ASSEM.-----	1
24	3F6795	DOWEL-----	1
25	9H1112	SPRING-----	2
26	9H1113	RING-----	2
27	9M9886	WASHER-----	2

113437

CYLINDER HEAD AND VALVE MECHANISM (5S6687 N/S)—Part 1
 Serial No. 11K3235 to 11K3471, 11K3473 to 11K3487, 11K3492, 11K3498,
 11K3499 and 11K3517 inclusive
 See Page 26 for Gasket Kits

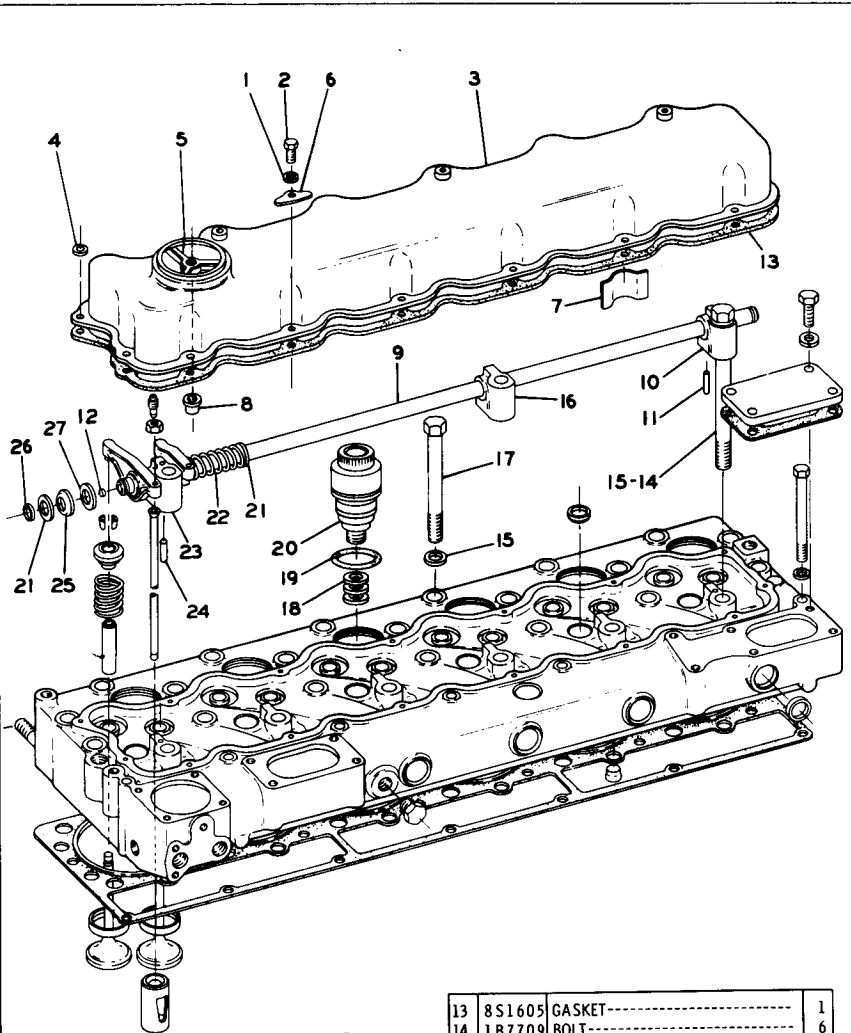


REF. NO.	PART NUMBER	DESCRIPTION	QTY
1	7S6719	STUD----- (2.70" Long)-----	11
	8M1871	STUD----- (2.40" Long)-----	1
2	7S7144	SPRING-----	12
3	5S5874	ROTCOIL-----	12
4	2A4429	LOCK-----	24
5	5S6855	ARM ASSEM. -----(Exhaust)-----	6
6	4F443	BUSHING-----	6

7	5S6854	ARM ASSEM. -----(Intake)-----	6
8	4F443	BUSHING-----	1
9	5S5917	SCREW-----	12
10	1B4203	NUT-----	12
11	5S5918	ROD-----	12
12	1P4303	HEAD ASSEM. ----	1
13	3B623	PLUG-----	6
14	1P6367	COVER-----	1
15	S1594	BOLT-----	4
16	3B4506	LOCKWASHER-----	4
17	5S6735	GASKET-----	1
(Use as Required)			
18	3S8313	PLUG-----	7
19	1S3062	DIRECTOR-----	18
20	3J5389	PLUG-----	4
21	5S7218	INSERT----- (Intake)-----	6
22	5S7221	INSERT----- (Exhaust)-----	6
23	5S4598	BUSHING-----	12
24	1A5183	BOLT-----	7
25	5B3850	WASHER-----	7
26	5S6281	GASKET-----	1
27	5S6452	VALVE----- (Intake)-----	6
28	7S3161	LIFTER-----	12
29	5S7232	VALVE----- (Exhaust)-----	6

136731

CYLINDER HEAD AND VALVE MECHANISM (5S6687 N/S)–Part 2
 Serial No. 11K3235 to 11K3471, 11K3473 to 11K3487, 11K3492, 11K3498,
 11K3499 and 11K3517 inclusive



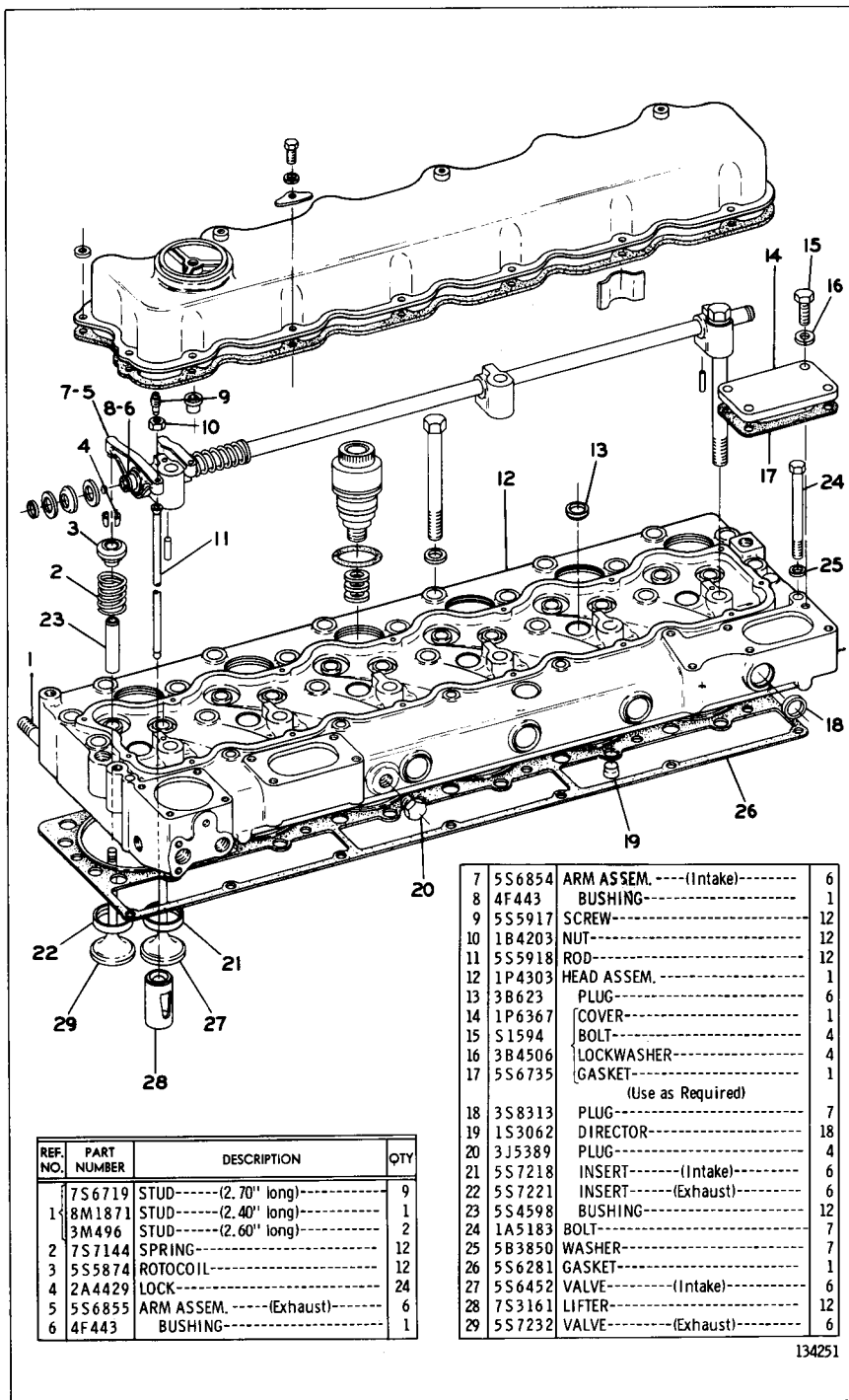
C INDICATES CHANGE

REF. NO.	PART NUMBER	DESCRIPTION	QTY
1	3B4505	LOCKWASHER-----	15
2	S1617	BOLT-----	15
3	5S6453	COVER ASSEM.-----	1
4	8S800	WASHER-----	4
5	8S799	SUPPORT-----	1
6	7S5913	REINFORCEMENT-----	11
7	8S3738	STRIP-----	15
8	8S801	NUT-----	1
9	9S9203	SHAFT ASSEM.-----	1
10	5S5879	BRACKET-----	1
11	5M4606	DOWEL-----	1
12	L1026	PLUG-----	2

13	8S1605	GASKET-----	1
14	1B7709	BOLT-----	6
15	2S736	WASHER-----	26
16	5S5878	BRACKET-----	4
17	1D4595	BOLT-----	20
	2S8959	GASKET----- (.223" Thick)	6
18	2S8960	GASKET----- (.248" Thick)	6
	5M2667	GASKET----- (.194" Thick)	6
19	7S3206	SEAL-----	6
20	8S3970	CHAMBER ASSEM.-----	6
21	9H1110	WASHER-----	12
22	4B4910	SPRING-----	5
23	8S1499	BRACKET ASSEM.-----	1
24	3F6795	DOWEL-----	1
25	9H1112	SPRING-----	2
26	9H1113	RING-----	2
27	9M9886	WASHER-----	2

113437

CYLINDER HEAD AND VALVE MECHANISM (5S6687 N/S)—Part 1
 Serial No. 11K3472, 11K3488 to 11K3491, 11K3493 to 11K3497, 11K3500
 to 11K3516 and 11K3518-Up
 See Page 26 for Gasket Kits

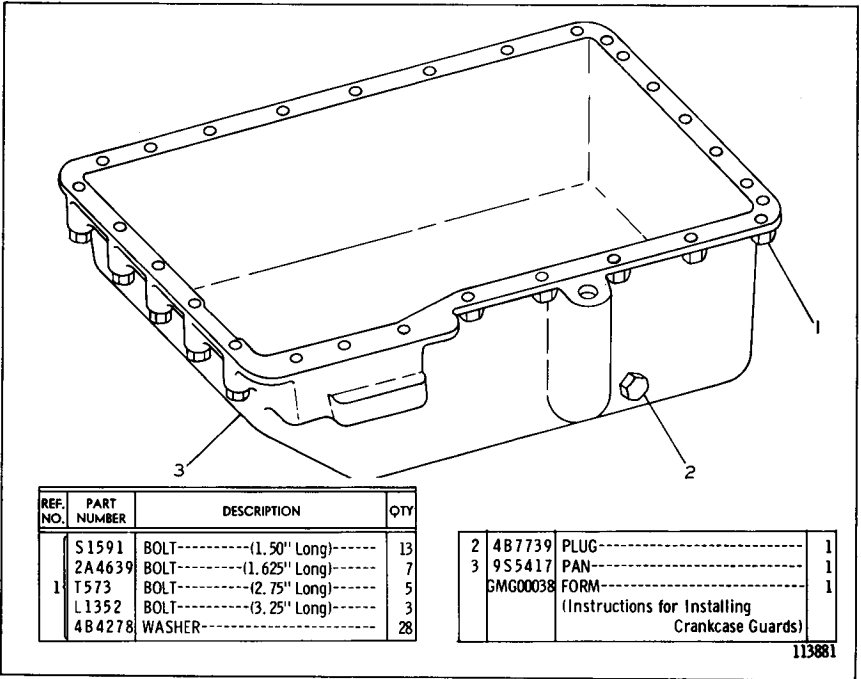


REF. NO.	PART NUMBER	DESCRIPTION	QTY
	7S6719	STUD-----(.70" long)-----	9
1	8M1871	STUD-----(.240" long)-----	1
	3M496	STUD-----(.260" long)-----	2
2	7S7144	SPRING-----	12
3	5S5874	ROTCOIL-----	12
4	2A4429	LOCK-----	24
5	5S6855	ARM ASSEM. -----(Exhaust)-----	6
6	4F443	BUSHING-----	1

7	5S6854	ARM ASSEM. -----(Intake)-----	6
8	4F443	BUSHING-----	1
9	5S5917	SCREW-----	12
10	1B4203	NUT-----	12
11	5S5918	ROD-----	12
12	1P4303	HEAD ASSEM.-----	1
13	3B823	PLUG-----	6
14	1P6367	COVER-----	1
15	S1594	BOLT-----	4
16	3B4506	LOCKWASHER-----	4
17	5S6735	GASKET-----	1
(Use as Required)			
18	3S8313	PLUG-----	7
19	1S3062	DIRECTOR-----	18
20	3J5389	PLUG-----	4
21	5S7218	INSERT----- (Intake)-----	6
22	5S7221	INSERT----- (Exhaust)-----	6
23	5S4598	BUSHING-----	12
24	1A5183	BOLT-----	7
25	5B3850	WASHER-----	7
26	5S6281	GASKET-----	1
27	5S6452	VALVE----- (Intake)-----	6
28	7S3161	LIFTER-----	12
29	5S7232	VALVE----- (Exhaust)-----	6

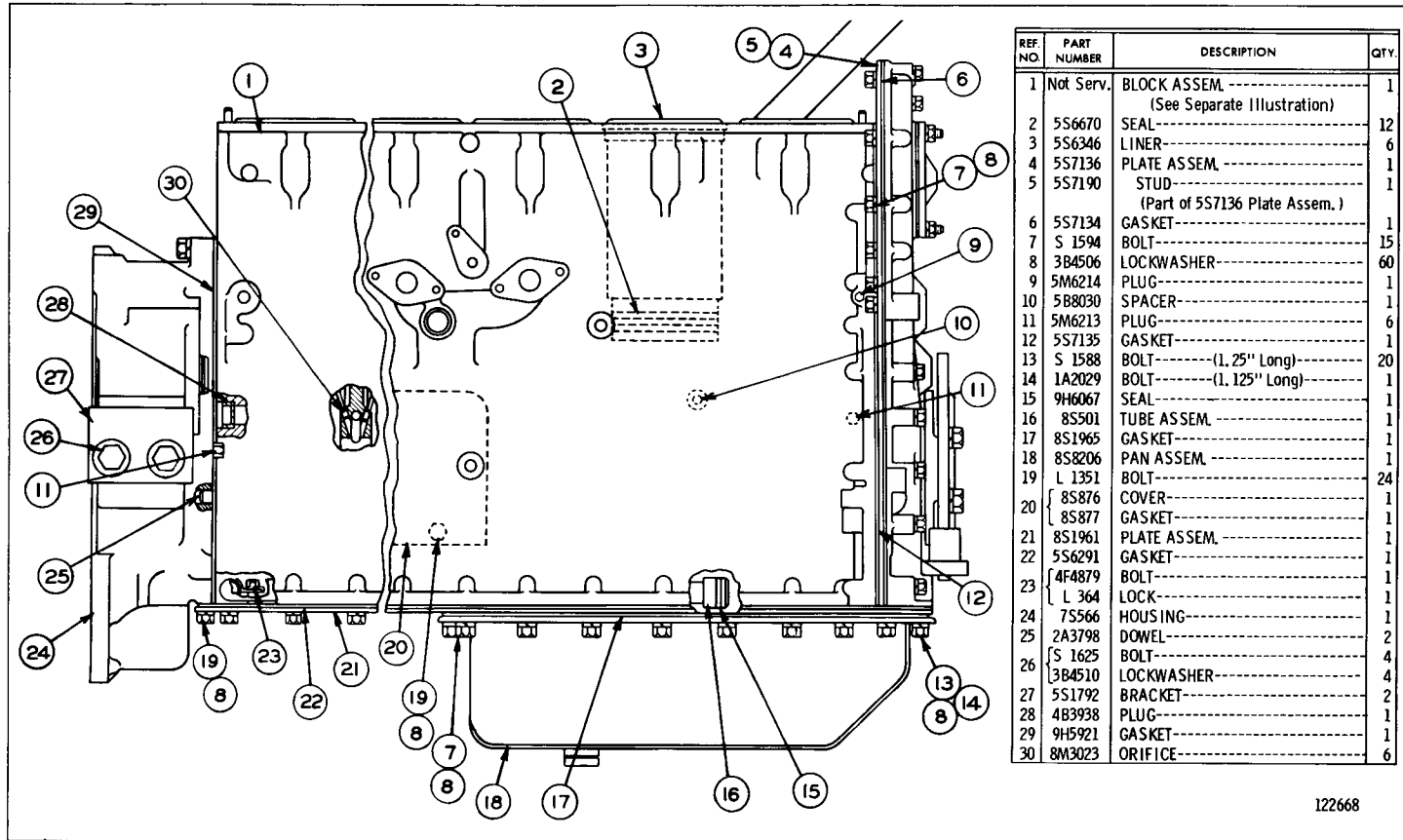
134251

CYLINDER HEAD AND VALVE MECHANISM (5S6687 N/S) -Part 2
 Serial No. 11K3472, 11K3488 to 11K3491, 11K3493 to 11K3497, 11K3500
 to 11K3516 and 11K3518-Up



9S3105 OIL PAN SERVICE GROUP

Serial No. 11K1 to 11K953, 11K955 to 11K959, 11K972 and 11K975 inclusive
Provides Field Replacement for 8S8206 Oil Pan



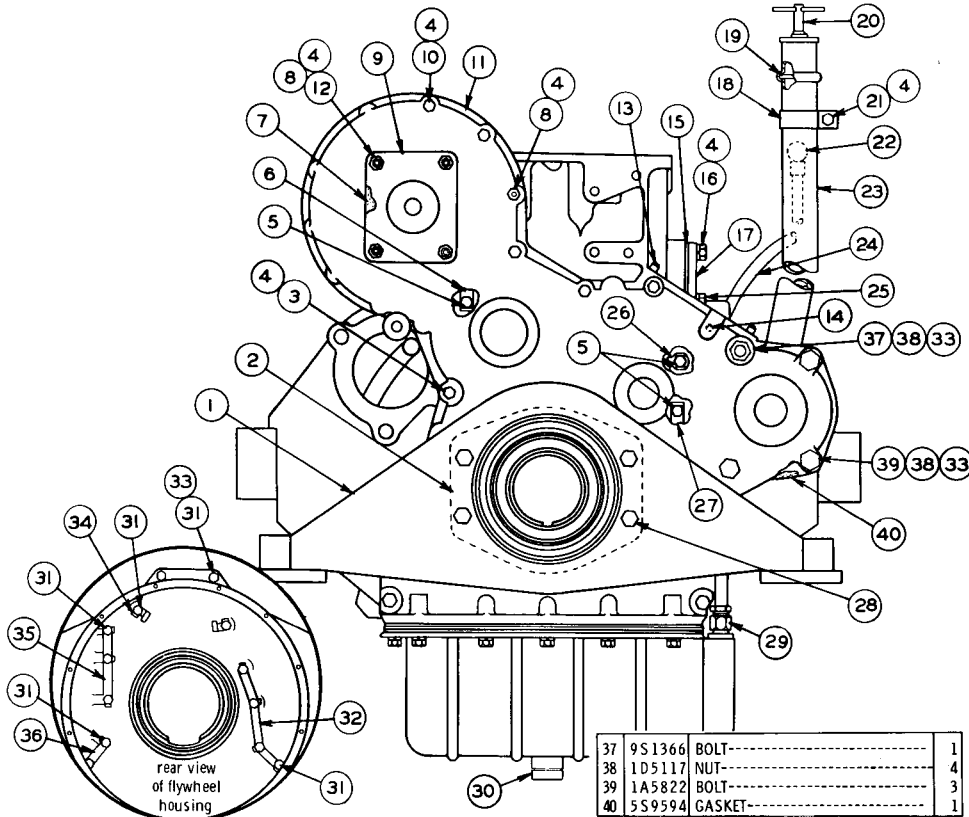
REF. NO.	PART NUMBER	DESCRIPTION	QTY.
1	Not Serv.	BLOCK ASSEM. ----- (See Separate Illustration)	1
2	5S6670	SEAL-----	12
3	5S6346	LINER-----	6
4	5S7136	PLATE ASSEM.-----	1
5	5S7190	STUD----- (Part of 5S7136 Plate Assem.)	1
6	5S7134	GASKET-----	1
7	S 1594	BOLT-----	15
8	3B4506	LOCKWASHER-----	60
9	5M6214	PLUG-----	1
10	5B8030	SPACER-----	1
11	5M6213	PLUG-----	6
12	5S7135	GASKET-----	1
13	S 1588	BOLT----- (L. 25" Long)	20
14	1A2029	BOLT----- (L. 125" Long)	1
15	9H6067	SEAL-----	1
16	8S501	TUBE ASSEM.-----	1
17	8S1965	GASKET-----	1
18	8S8206	PAN ASSEM.-----	1
19	L 1351	BOLT-----	24
20	{ 8S876	COVER-----	1
	{ 8S877	GASKET-----	1
21	8S1961	PLATE ASSEM.-----	1
22	5S6291	GASKET-----	1
23	{ 4F4879	BOLT-----	1
	{ L 364	LOCK-----	1
24	7S566	HOUSING-----	1
25	2A3798	DOWEL-----	2
26	{ S 1625	BOLT-----	4
	{ 3B4510	LOCKWASHER-----	4
27	5S1792	BRACKET-----	2
28	4B3938	PLUG-----	1
29	9H5921	GASKET-----	1
30	8M3023	ORIFICE-----	6

122668

CYLINDER BLOCK AND COVERS--Side View

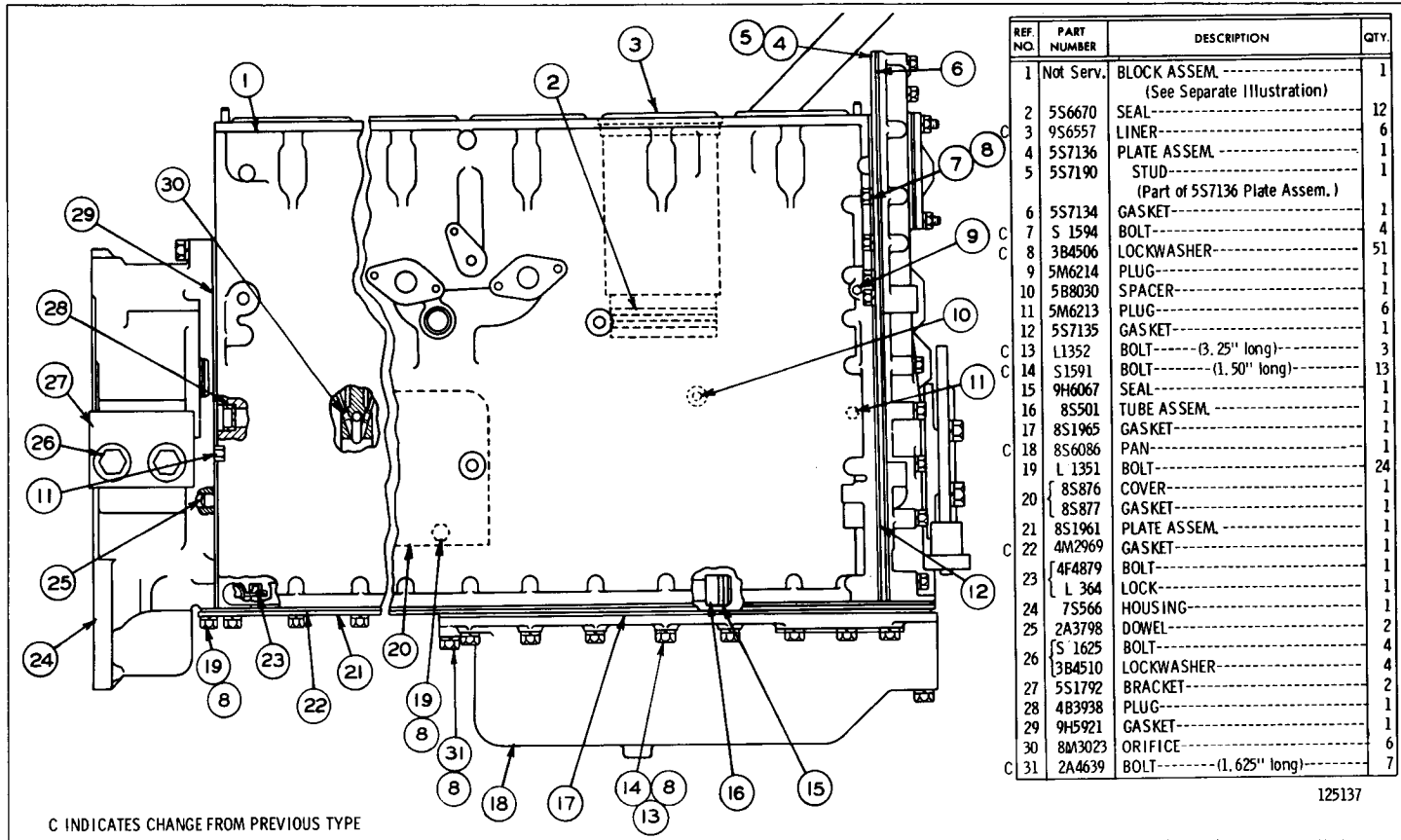
Serial No. 11K1 to 11K953, 11K955 to 11K959, 11K972 & 11K975 inclusive. Cylinder Block parts are shown on Page 24
See Page 26 for Gasket Kits. Note: 8S4635 Piston and Liner Group, consisting of: 1--Piston Assembly, 1--Liner & 2--Seal, is available

CYLINDER BLOCK AND COVERS (7S1835 N/S)—End View
 Serial No. 11K1 to 11K953, 11K955 to 11K959, 11K972 & 11K975 inclusive



REF NO	PART NUMBER	DESCRIPTION	QTY
1	7S1776	SUPPORT ASSEM.	1
2	7S1234	BUSHING ASSEM.	1
3	L 1143	BOLT-----	9
4	3B4506	LOCKWASHER-----	21
5	S 1594	BOLT-----	8
6	7H9831	LOCK-----	1
7	9H4891	GASKET-----	1
8	1B4203	NUT-----	6
9	7M232	COVER-----	1
10	1C2251	BOLT-----	2
11	5S6385	COVER ASSEM.	1
12	6H192	{ STUD-----	4
13	2A3630	{ PIN-----	2
14	3B2460	{ STUD-----	1
		(Parts of 5S6385 Cover Assem.)	
15	5S8055	GASKET-----	1
16	L 1351	BOLT-----	3
17	5S8054	COVER-----	1
18	8M6744	CLAMP-----	1
19	7S1801	ANCHOR-----	1
20	7S1803	CAP ASSEM.	1
21	3B1915	BOLT-----	1
22	8S3994	GAUGE ASSEM.	1
23	8S1315	TUBE ASSEM.	1
24	5S3046	TUBE ASSEM.	1
25	8M9307	PLUG-----	1
	{ 6F7062	GASKET-----	1
26	L 364	LOCK-----	2
27	4M4419	LOCK-----	2
	{ 6H1717	BOLT-----	4
28	{ 9B453	LOCKWASHER-----	4
29	8S1326	FITTING-----	1
	{ 4B2363	PLUG-----	1
30	{ 6F4868	GASKET-----	1
31	1A1460	BOLT-----	13
32	5M9131	LOCK-----	1
33	3B4508	LOCKWASHER-----	6
34	7M7205	LOCK-----	2
35	5M9132	LOCK-----	1
36	5M9136	LOCK-----	1

134219



C INDICATES CHANGE FROM PREVIOUS TYPE

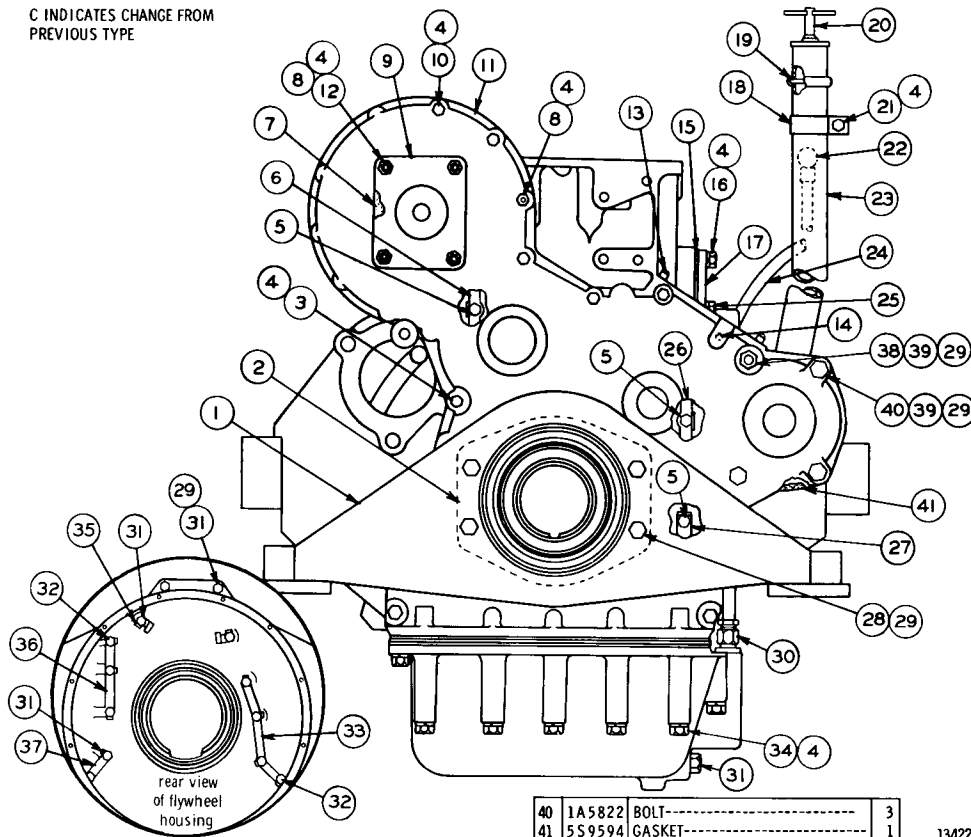
125137

CYLINDER BLOCK AND COVERS--Side View

Serial No. 11K954, 11K960 to 11K971, 11K973, 11K974 & 11K976 to 11K1179 inclusive. Cylinder Block parts are shown on Page 24. See Page 26 for Gasket Kits. Note: 8S4635 Piston & Liner Group, consisting of: 1--Piston Assembly, 1--Liner and 2--Seal, is available

CYLINDER BLOCK AND COVERS (7S1835 N/S)—End View
 Serial No. 11K954, 11K960 to 11K971, 11K973, 11K974 & 11K976 to 11K1179 inclusive

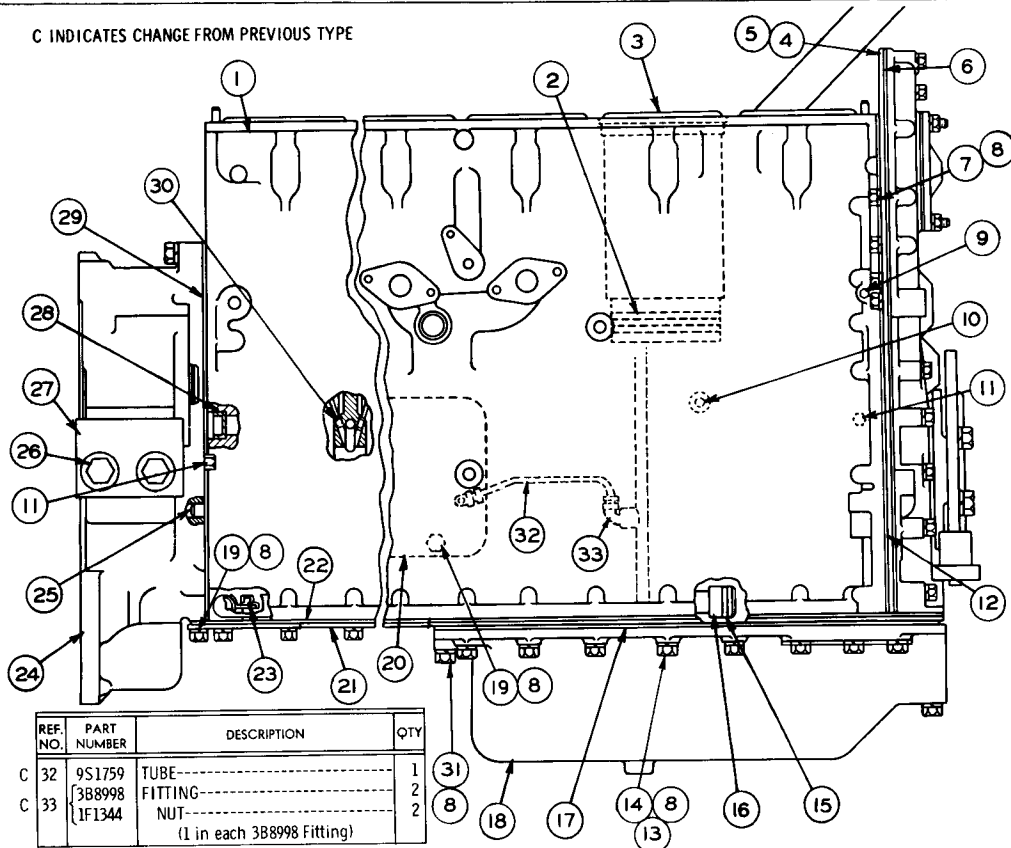
C INDICATES CHANGE FROM PREVIOUS TYPE



REF. NO.	PART NUMBER	DESCRIPTION	QTY
1	7S1776	SUPPORT ASSEM.-----	1
2	7S1234	BUSHING ASSEM.-----	1
3	L1143	BOLT-----	9
C 4	3B4506	LOCKWASHER-----	20
5	S1594	BOLT-----	8
C 6	9S3187	LOCK-----	1
7	9H4891	GASKET-----	1
8	1B4203	NUT-----	6
9	7M232	COVER-----	1
10	1C2251	BOLT-----	2
11	5S6385	COVER ASSEM.-----	1
12	6H192	STUD-----	4
13	2A3630	PIN-----	2
14	3B2460	STUD-----	1
15	5S8055	GASKET-----	1
16	L1351	BOLT-----	3
17	5S8054	COVER-----	1
18	8M6744	CLAMP-----	1
19	7S1801	ANCHOR-----	1
20	7S1803	CAP ASSEM.-----	1
21	3B1915	BOLT-----	1
22	8S3994	GUAGE ASSEM.-----	1
23	8S1315	TUBE ASSEM.-----	1
24	5S3046	TUBE ASSEM.-----	1
25	8M9307	PLUG-----	1
25	6F7062	GASKET-----	1
C 26	9S3188	LOCK-----	1
27	4M4419	LOCK-----	1
C 28	S1595	BOLT-----	4
C 29	3B4508	LOCKWASHER-----	10
30	8S1326	FITTING-----	1
C 31	7S9415	PLUG-----	1
C 32	S1587	BOLT-----	13
33	5M9131	LOCK-----	1
C 34	1A5964	BOLT-----	5
35	7M7205	LOCK-----	2
36	5M9132	LOCK-----	1
37	5M9136	LOCK-----	1
38	9S1366	BOLT-----	1
39	1D5117	NUT-----	4

134220

C INDICATES CHANGE FROM PREVIOUS TYPE



REF. NO.	PART NUMBER	DESCRIPTION	QTY
C 32	9S1759	TUBE-----	1
	3B8998	FITTING-----	2
C 33	1F1344	NUT----- (1 in each 3B8998 Fitting)	2

REF. NO.	PART NUMBER	DESCRIPTION	QTY.
1	Not Serv.	BLOCK ASSEM. ----- (See Separate Illustration)	1
2	5S6670	SEAL-----	12
3	9S6557	LINER-----	6
4	5S7136	PLATE ASSEM. -----	1
5	5S7190	STUD----- (Part of 5S7136 Plate Assem.)	1
6	5S7134	GASKET-----	1
7	S 1594	BOLT-----	4
8	3B4506	LOCKWASHER-----	51
9	5M6214	PLUG-----	1
10	5B8030	SPACER-----	1
11	5M6213	PLUG-----	6
12	5S7135	GASKET-----	1
13	L1352	BOLT----- (3.25" long)	3
14	S1591	BOLT----- (1.50" long)	13
15	9H6067	SEAL-----	1
16	8S501	TUBE ASSEM. -----	1
17	8S1965	GASKET-----	1
18	8S6086	PAN-----	1
19	L 1351	BOLT-----	24
20	9S1799	COVER-----	1
	8S877	GASKET-----	1
21	8S1961	PLATE ASSEM. -----	1
22	4M2969	GASKET-----	1
	4F4879	BOLT-----	1
23	L 364	LOCK-----	1
24	7S566	HOUSING-----	1
25	2A3798	DOWEL-----	2
	S 1625	BOLT-----	4
26	3B4510	LOCKWASHER-----	4
27	5S1792	BRACKET-----	2
28	4B3938	PLUG-----	1
29	9H5921	GASKET-----	1
30	8M3023	ORIFICE-----	6
31	2A4639	BOLT----- (1.625" long)	7

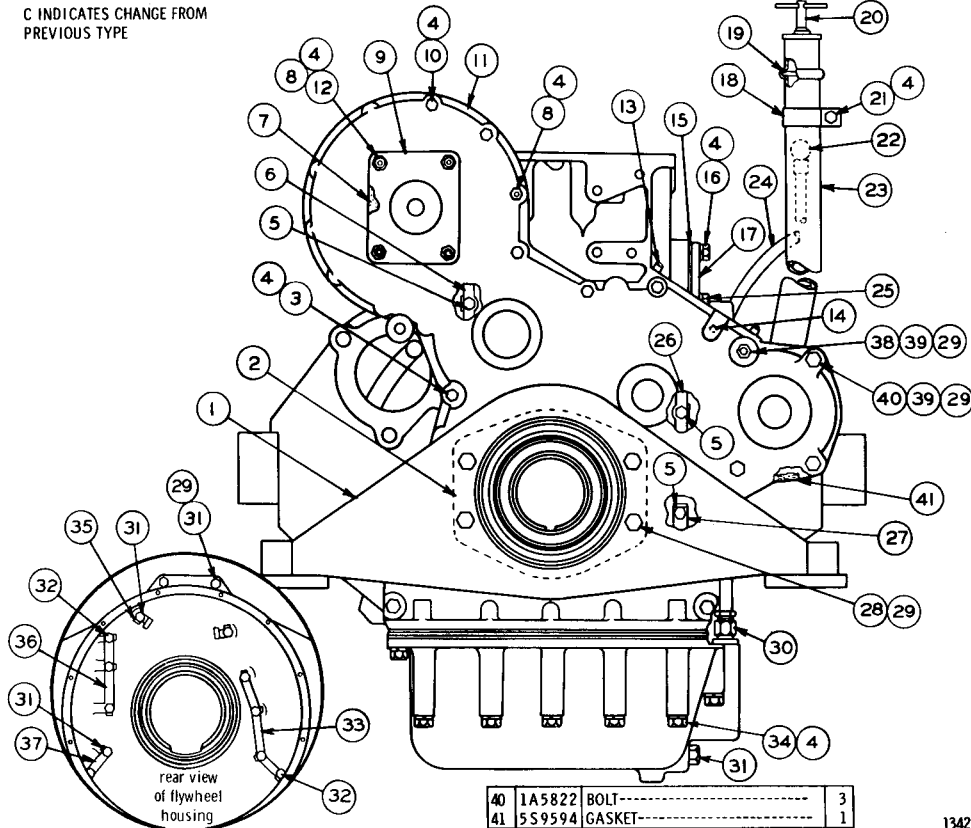
125139

CYLINDER BLOCK AND COVERS—Side View

Serial No. 11K1180 to 11K1295 inclusive. Cylinder Block parts are shown on Page 24. See Page 26 for Gasket Kits
 Note: 8S4635 Piston & Liner Group, consisting of: 1—Piston Assembly, 1—Liner & 2—Seal, is available

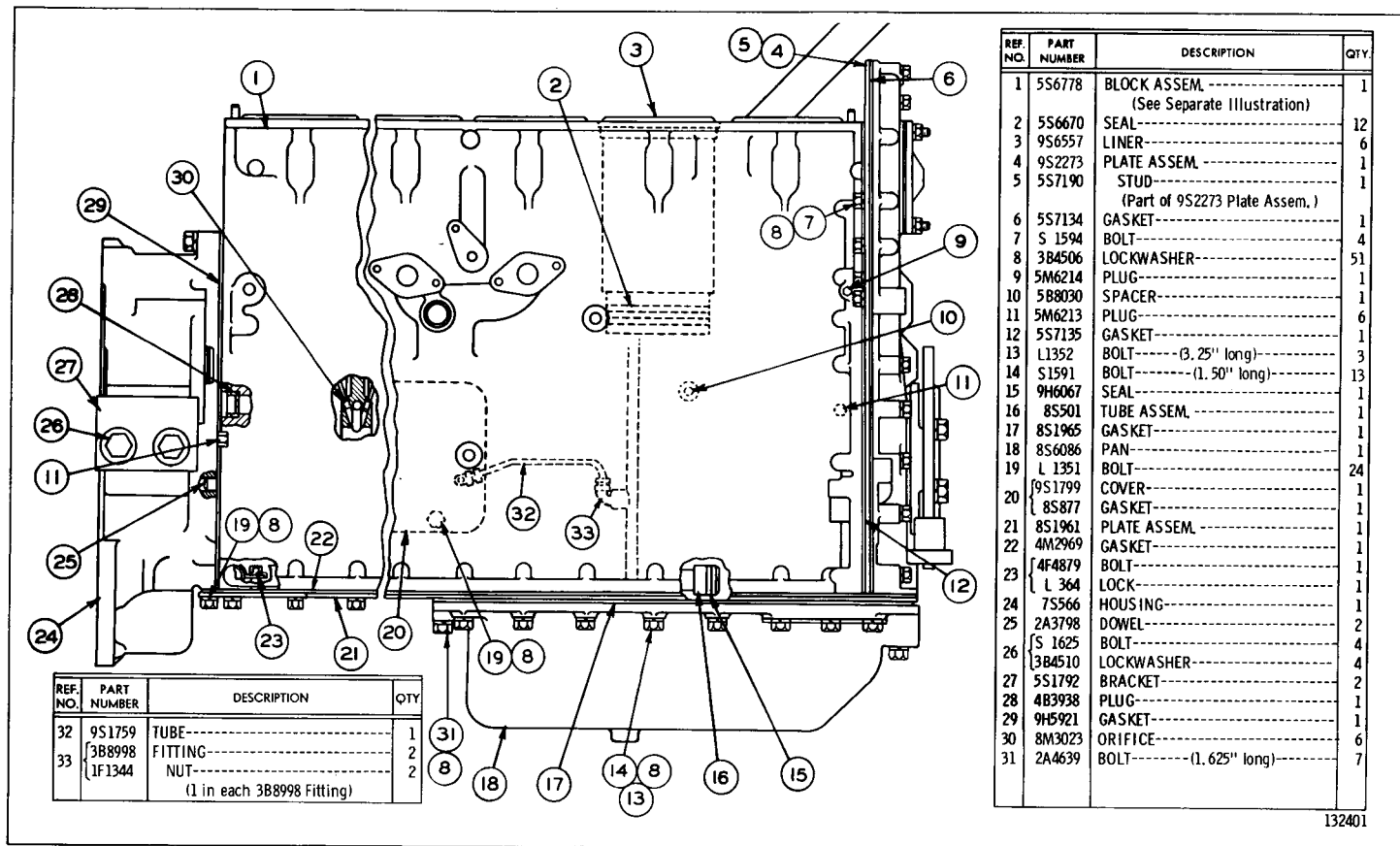
CYLINDER BLOCK AND COVERS (7S1835 N/S)—End View
 Serial No. 11K1180 to 11K1295 inclusive

C INDICATES CHANGE FROM PREVIOUS TYPE



REF. NO.	PART NUMBER	DESCRIPTION	QTY
1	7S1776	SUPPORT ASSEM.-----	1
2	7S1234	BUSHING ASSEM.-----	1
3	11143	BOLT-----	9
4	3B4506	LOCKWASHER-----	20
5	S1594	BOLT-----	8
6	9S3187	LOCK-----	1
7	9H4891	GASKET-----	1
8	1B4203	NUT-----	6
9	7M232	COVER-----	1
10	1C2251	BOLT-----	2
11	5S6385	COVER ASSEM.-----	1
12	6H192	STUD-----	4
13	2A3630	PIN-----	2
14	3B2460	STUD-----	1
15	5S8055	GASKET-----	1
16	L1351	BOLT-----	3
17	5S8054	COVER-----	1
18	8M6744	CLAMP-----	1
19	7S1801	ANCHOR-----	1
20	7S1803	CAP ASSEM.-----	1
21	3B1915	BOLT-----	1
22	8S3994	GAUGE ASSEM.-----	1
23	8S1315	TUBE ASSEM.-----	1
24	9S1798	TUBE ASSEM.-----	1
25	8M9307	PLUG-----	1
26	6F7062	GASKET-----	1
27	9S3188	LOCK-----	1
28	4M4419	LOCK-----	1
29	S1595	BOLT-----	4
30	3B4508	LOCKWASHER-----	10
31	8S1326	FITTING-----	1
32	7S9415	PLUG-----	1
33	S1587	BOLT-----	13
34	5M9131	LOCK-----	1
35	1A5964	BOLT-----	5
36	7M7205	LOCK-----	2
37	5M9132	LOCK-----	1
38	5M9136	LOCK-----	1
39	9S1366	BOLT-----	1
40	1D5117	NUT-----	4

134221

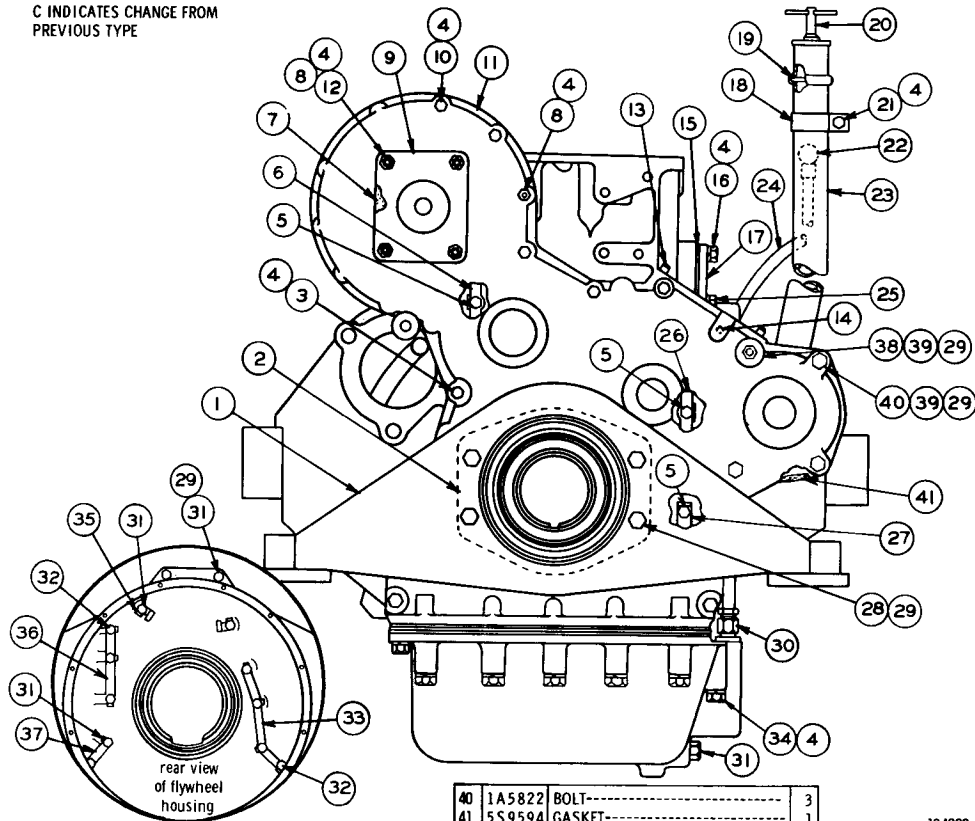


132401

CYLINDER BLOCK AND COVERS (7S1835 N/S)–Side View
 Serial No. 11K1296 to 11K3487, 11K3492, 11K3498 & 11K3499 inclusive
 5S6778 Cylinder Block parts are shown on Page 24A. See Page 26 for Gasket Kits

CYLINDER BLOCK AND COVERS (7S1835 N/S)—End View
 Serial No. 11K1296 to 11K3487, 11K3492, 11K3498 & 11K3499 inclusive

C INDICATES CHANGE FROM PREVIOUS TYPE



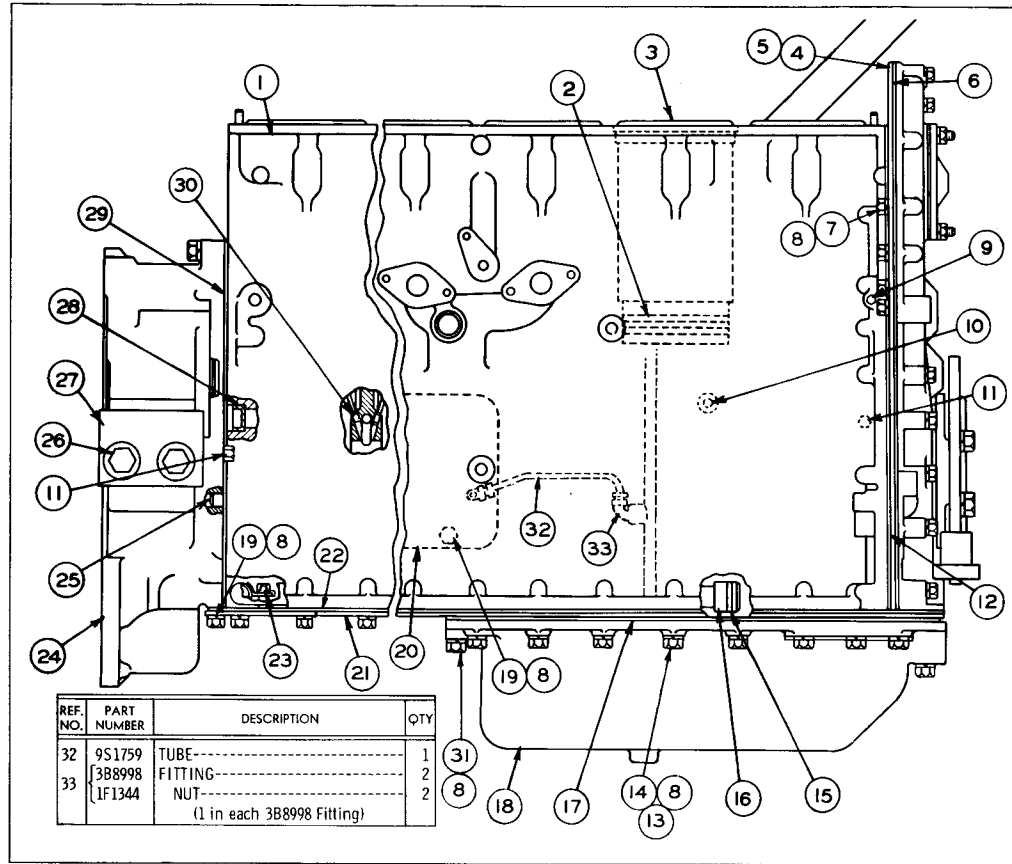
40	1A5822	BOLT-----	3
41	5S9594	GASKET-----	1

REF. NO.	PART NUMBER	DESCRIPTION	QTY
1	7S1776	SUPPORT ASSEM.	1
2	7S1234	BUSHING ASSEM.	1
3	L1143	BOLT-----	9
4	3B4506	LOCKWASHER-----	20
5	S1594	BOLT-----	8
6	9S3187	LOCK-----	1
7	9H4891	GASKET-----	1
8	1B4203	NUT-----	6
9	7M232	COVER-----	1
10	1C2251	BOLT-----	2
11	5S6385	COVER ASSEM.	1
12	6H192	STUD-----	4
13	3B6814	DOWEL-----	2
14	3B2460	STUD-----	1
15	5S8055	GASKET-----	1
16	L1351	BOLT-----	3
17	5S8054	COVER-----	1
18	8M6744	CLAMP-----	1
19	7S1801	ANCHOR-----	1
20	7S1803	CAP ASSEM.	1
21	3B1915	BOLT-----	1
22	8S3994	GAUGE ASSEM.	1
23	8S1315	TUBE ASSEM.	1
24	9S1798	TUBE ASSEM.	1
25	8M9307	PLUG-----	1
25	6F7062	GASKET-----	1
26	9S3188	LOCK-----	1
27	4M4419	LOCK-----	1
28	S1595	BOLT-----	4
29	3B4508	LOCKWASHER-----	10
30	8S1326	FITTING-----	1
31	4B7739	PLUG-----	1
32	S1587	BOLT-----	13
33	5M9131	LOCK-----	1
34	T573	BOLT-----	5
35	7M7205	LOCK-----	2
36	5M9132	LOCK-----	1
37	5M9136	LOCK-----	1
38	9S1366	BOLT-----	1
39	1D5117	NUT-----	4

134222

DIESEL ENGINE

22G



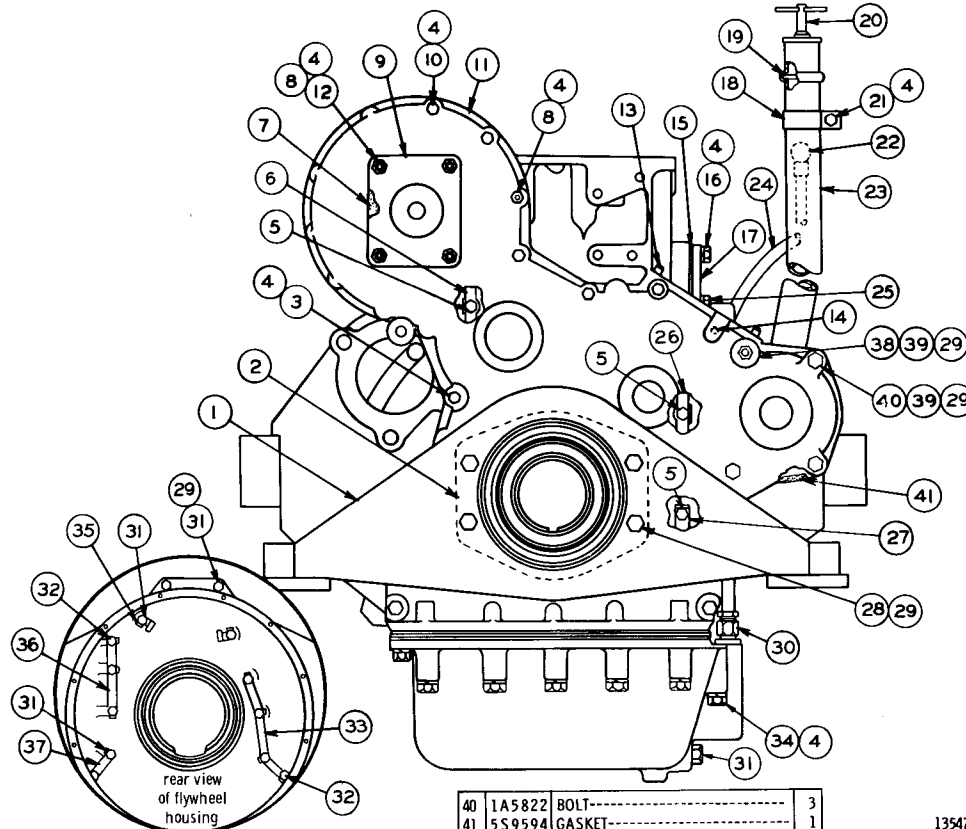
REF. NO.	PART NUMBER	DESCRIPTION	QTY.
32	9S1759	TUBE-----	1
33	3B8998	FITTING-----	2
	1F1344	NUT-----	2
(1 in each 3B8998 Fitting)			

REF. NO.	PART NUMBER	DESCRIPTION	QTY.
1	5S6778	BLOCK ASSEM. ----- (See Separate Illustration)	1
2	5S6670	SEAL-----	12
3	9S6557	LINER-----	6
4	9S2273	PLATE ASSEM.-----	1
5	5S7190	STUD----- (Part of 9S2273 Plate Assem.)	1
6	5S7134	GASKET-----	1
7	S 1594	BOLT-----	4
8	3B4506	LOCKWASHER-----	51
9	5M6214	PLUG-----	1
10	5B8030	SPACER-----	1
11	5M6213	PLUG-----	6
12	5S7135	GASKET-----	1
13	L1352	BOLT----- (3.25" long)	3
14	S1591	BOLT----- (1.50" long)	13
15	9H6067	SEAL-----	1
16	8S501	TUBE ASSEM.-----	1
17	8S1965	GASKET-----	1
18	8S6086	PAN-----	1
19	L 1351	BOLT-----	24
20	9S1799	COVER-----	1
21	8S877	GASKET-----	1
	8S1961	PLATE ASSEM.-----	1
22	4M2969	GASKET-----	1
23	4F4879	BOLT-----	1
24	L 364	LOCK-----	1
25	75566	HOUSING-----	1
26	2A3798	DOWEL-----	2
	S 1625	BOLT-----	4
27	3B4510	LOCKWASHER-----	4
	5S1792	BRACKET-----	2
28	4B3938	PLUG-----	1
29	9H5921	GASKET-----	1
30	8M3023	ORIFICE-----	6
31	2A4639	BOLT----- (1.625" long)	7

132401

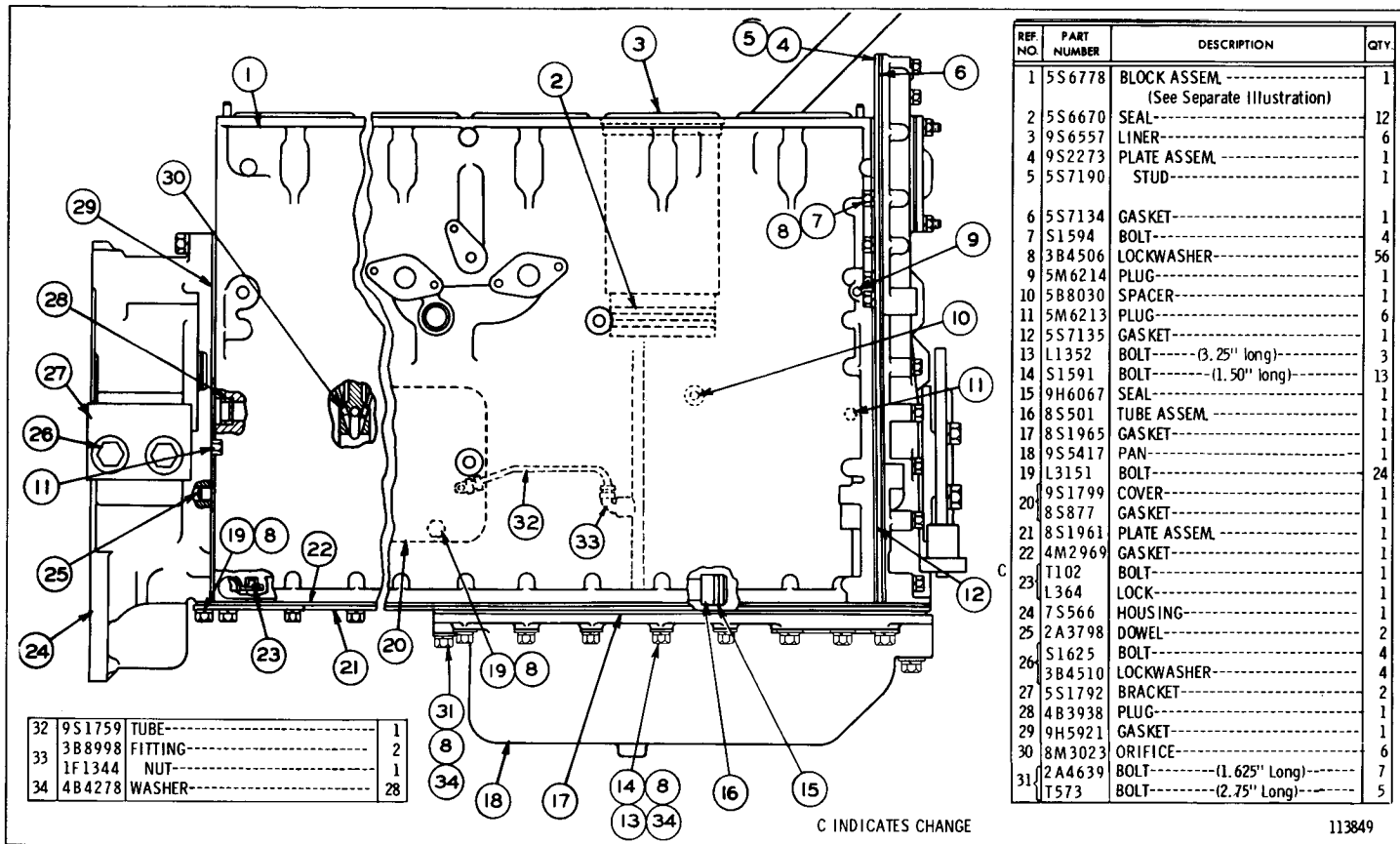
CYLINDER BLOCK AND COVERS (7S1835 N/S)—Side View
 Serial No. 11K3488 to 3491, 3493 to 3497, 3500 to 3507, 3510, 3512, 3516 to 3518, 3555 & 11K3561 inclusive
 5S6778 Cylinder Block parts are shown on Page 24A. Note: 9S8914 Piston and Liner Group, consisting of:
 1—Piston Assembly, 1—Liner and 2—Seal, is available. See Page 26 for Gasket Kits

CYLINDER BLOCK AND COVERS (7S1835 N/S)—End View
 Serial No. 11K3488 to 11K3491, 11K3493 to 11K3497, 3500 to 3507, 3510, 3512, 3516 to 3518,
 3555 and 11K3561 inclusive



REF. NO.	PART NUMBER	DESCRIPTION	QTY
1	7S1776	SUPPORT ASSEM.-----	1
2	7S1234	BUSHING ASSEM.-----	1
3	L1143	BOLT-----	9
4	3B4506	LOCKWASHER-----	20
5	S1594	BOLT-----	8
6	9S3187	LOCK-----	1
7	9H4891	GASKET-----	1
8	1B4203	NUT-----	6
9	2N2753	COVER-----	1
10	1C2251	BOLT-----	2
11	9S8991	COVER ASSEM.-----	1
12	T101	STUD-----	4
13	8S6814	DOWEL-----	2
14	3B2460	STUD-----	1
15	5S8055	GASKET-----	1
16	L1351	BOLT-----	3
17	5S8054	COVER-----	1
18	8M6744	CLAMP-----	1
19	7S1801	ANCHOR-----	1
20	7S1803	CAP ASSEM.-----	1
21	3B1915	BOLT-----	1
22	8S3994	GUAGE ASSEM.-----	1
23	8S1315	TUBE ASSEM.-----	1
24	9S1798	TUBE ASSEM.-----	1
25	8M9307	PLUG-----	1
26	6F7062	GASKET-----	1
27	9S3188	LOCK-----	1
28	4M4419	LOCK-----	1
29	S1595	BOLT-----	4
30	3B4508	LOCKWASHER-----	10
31	8S1326	FITTING-----	1
32	4B7739	PLUG-----	1
33	S1587	BOLT-----	13
34	5M9131	LOCK-----	1
35	T573	BOLT-----	5
36	7M7205	LOCK-----	2
37	5M9132	LOCK-----	1
38	5M9136	LOCK-----	1
39	9S1366	BOLT-----	1
40	1D5117	NUT-----	4

135474

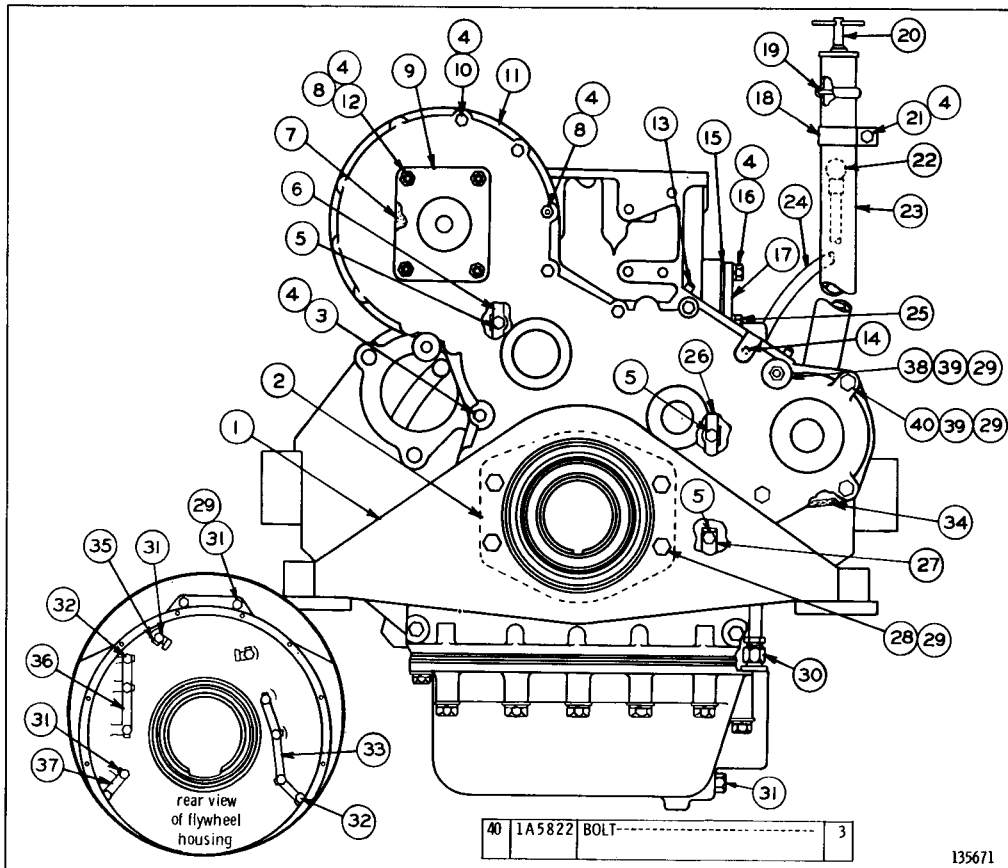


CYLINDER BLOCK AND COVERS (7S1835 N/S)—Side View

Serial No. 11K3508, 3509, 3511, 3513 to 3515, 3519 to 3554, 3556 to 3560 and 11K3562-Up. 5S6778 Cylinder Block parts are shown on Page 24A. Note: 9S8914 Piston and Liner Group, consisting of: 1—Piston Assembly, 1—Liner and 2—Seal, is available. See Page 26 for Gasket Kits

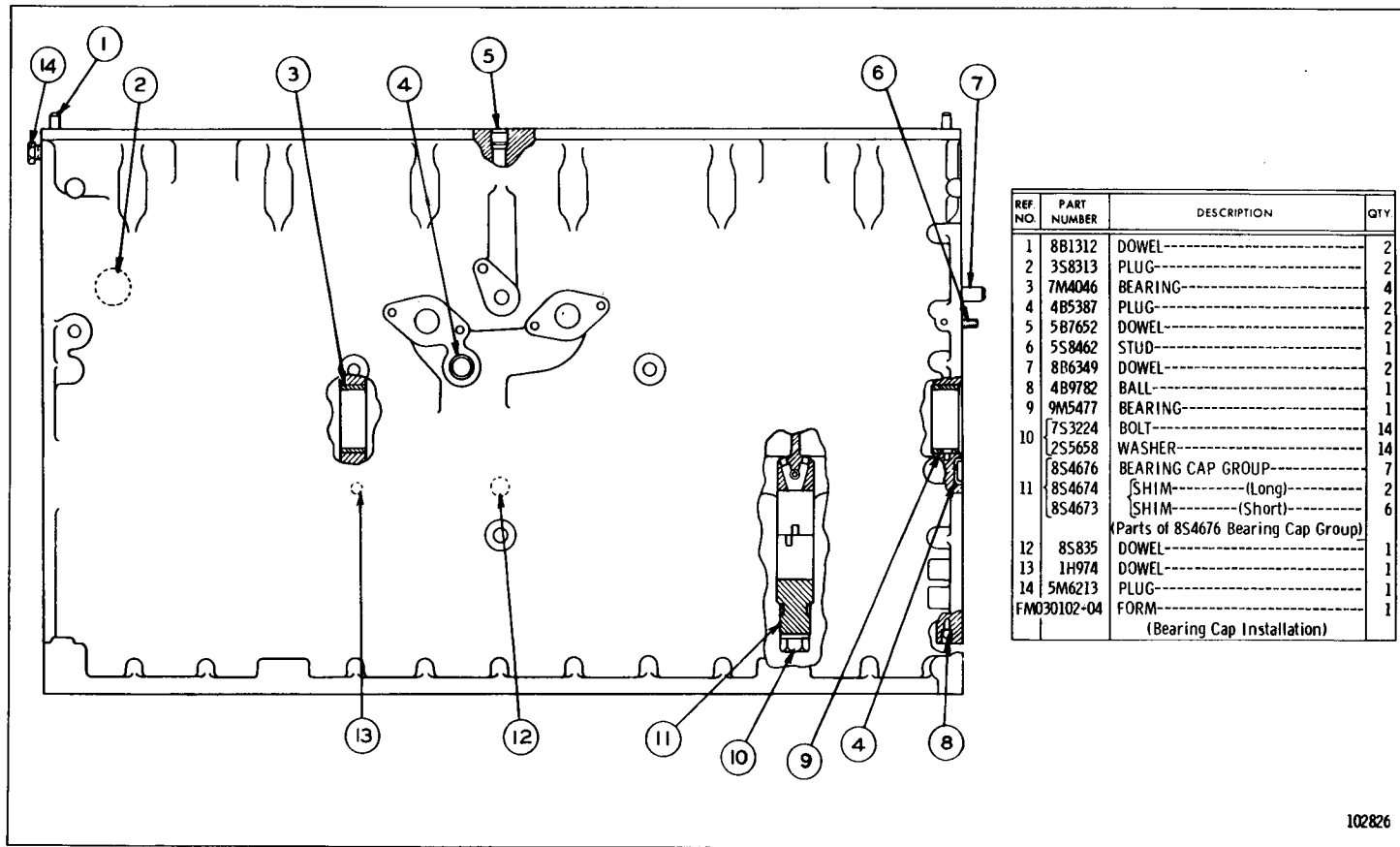
113849

CYLINDER BLOCK AND COVERS (7S1835 N/S)—End View
 Serial No. 11K3508, 3509, 3511, 3513 to 3515, 3619 to 3654, 3556 to 3560 and 11K3562-Up



REF. NO.	PART NUMBER	DESCRIPTION	QTY
1	7S1776	SUPPORT ASSEM. -----	1
2	7S1234	BUSHING ASSEM. -----	1
3	L1143	BOLT -----	9
4	3B4506	LOCKWASHER -----	15
5	S1594	BOLT -----	8
6	9S3187	LOCK -----	1
7	9H4891	GASKET -----	1
8	1B4203	NUT -----	6
9	2N2753	COVER -----	1
10	1C2251	BOLT -----	2
11	9S8991	COVER ASSEM. -----	1
12	T101	STUD -----	4
13	8S6814	DOWEL -----	2
14	3B2460	STUD -----	1
15	5S8055	GASKET -----	1
16	L1351	BOLT -----	3
17	5S8054	COVER -----	1
18	8M6744	CLAMP -----	1
19	7S1801	ANCHOR -----	1
20	7S1803	CAP ASSEM. -----	1
21	3B1915	BOLT -----	1
22	8S3994	GUAGE ASSEM. -----	1
23	8S1315	TUBE ASSEM. -----	1
24	9S1798	TUBE ASSEM. -----	1
25	8M9307	PLUG -----	1
26	6F7062	GASKET -----	1
27	9S3188	LOCK -----	1
28	4M4419	LOCK -----	1
29	S1595	BOLT -----	4
30	3B4508	LOCKWASHER -----	10
31	8S1326	FITTING -----	1
32	4B7739	PLUG -----	1
33	S1587	BOLT -----	13
34	5M9131	LOCK -----	1
35	5S9594	GASKET -----	1
36	7M7205	LOCK -----	2
37	5M9132	LOCK -----	1
38	5M9136	LOCK -----	1
39	9S1366	BOLT -----	1
40	1D5117	NUT -----	4
40	1A5822	BOLT -----	3

135671



102826

CYLINDER BLOCK ASSEMBLY

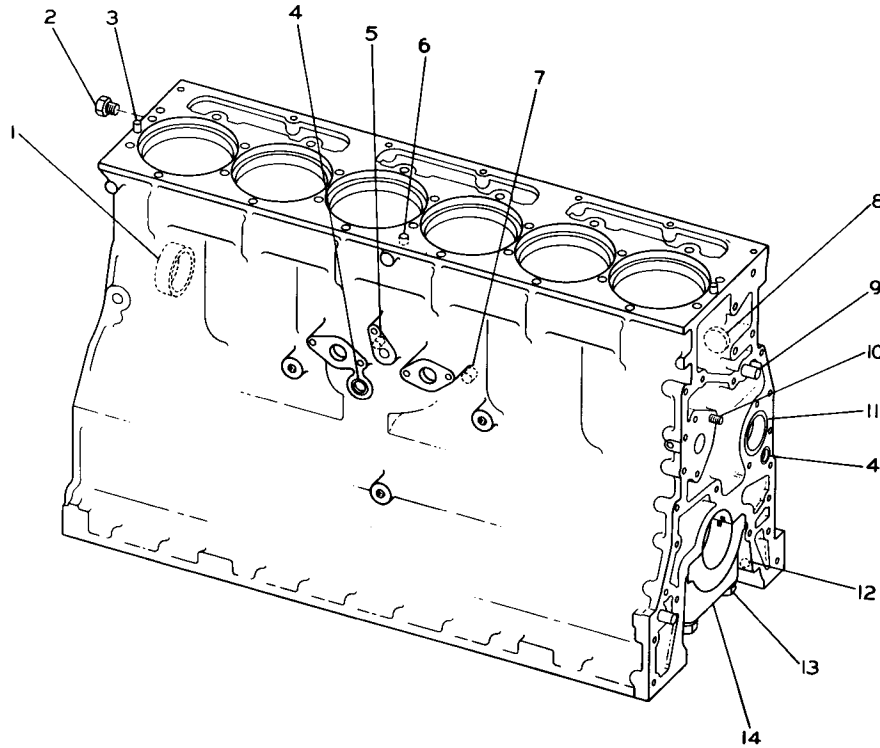
Serial No. 11K1 to 11K1295 inclusive, Part of Cylinder Block and Covers shown on Pages 22, 22B and 22D. Note: For Field Replacement order 5S6778 Block plus 1-9S5603 Hardware Kit

5S6778 CYLINDER BLOCK ASSEMBLY

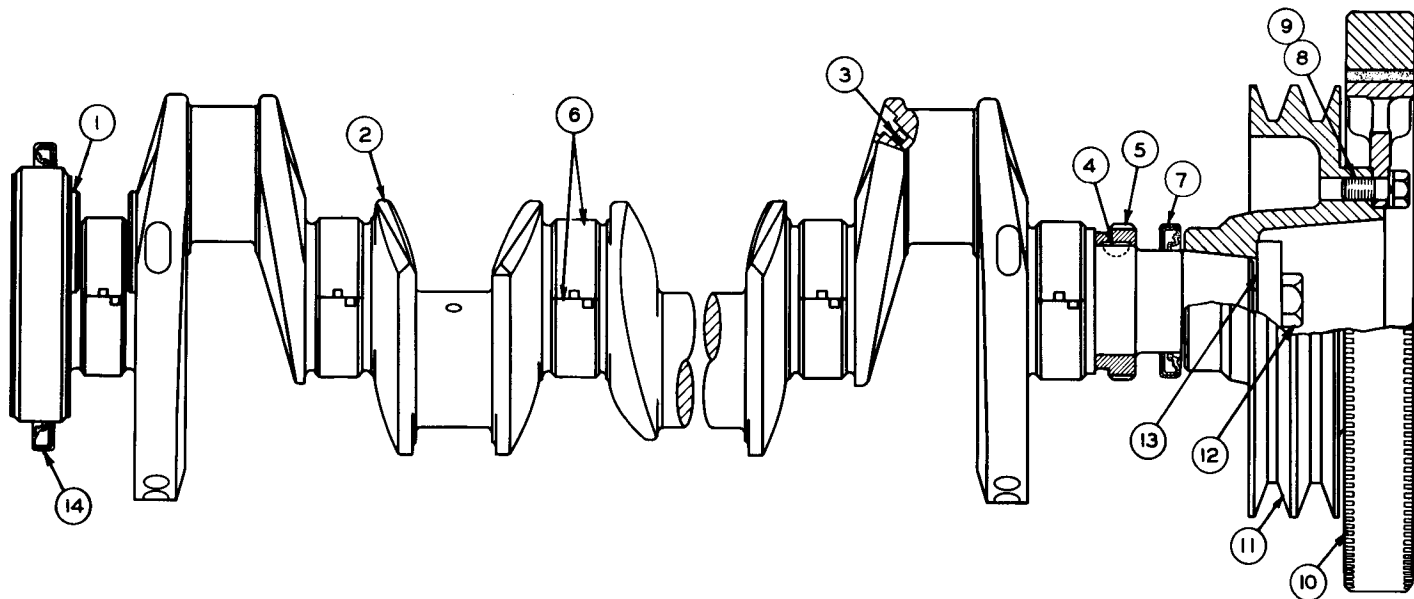
Serial No. 11K1296-Up

Part of Cylinder Block and Covers shown on Pages 24F, 24H and 24K

Note: For Field Replacement order 5S6778 Block plus 1-9S5603 Hardware Kit



REF. NO.	PART NUMBER	DESCRIPTION	QTY
1	7M4046	BEARING-----	4
2	5M6213	PLUG-----	1
3	8B1312	DOWEL-----	2
4	4B5387	PLUG-----	2
5	1H974	DOWEL-----	1
6	5B7652	DOWEL-----	2
7	8S835	DOWEL-----	1
8	3S8313	PLUG-----	2
9	8B6349	DOWEL-----	2
10	5S8462	STUD-----	1
11	9M5477	BEARING-----	1
12	4B9782	BALL-----	1
13	7S3224	BOLT-----	14
	2S5658	WASHER-----	14
	8S4676	BEARING CAP GROUP-----	7
	8S4674	SHIM----- (Long)	2
14	8S4673	SHIM----- (Short)	6
		-OR-	
	1P2717	BEARING CAP-----	7
	FMO30102	FORM-----	1
		(Instructions For Installing Bearing Cap Groups)	



REF. NO.	PART NUMBER	DESCRIPTION	QTY.
1	1P7960	PLATE-----	2
2	5S5871	CRANKSHAFT ASSEM.-----	1
3	9F2247	PLUG-----	6
4	5H2671	KEY-----	1
5	4M9933	GEAR----- (40 Teeth)-----	1
(Parts of 5S5871 Crankshaft Assem.)			

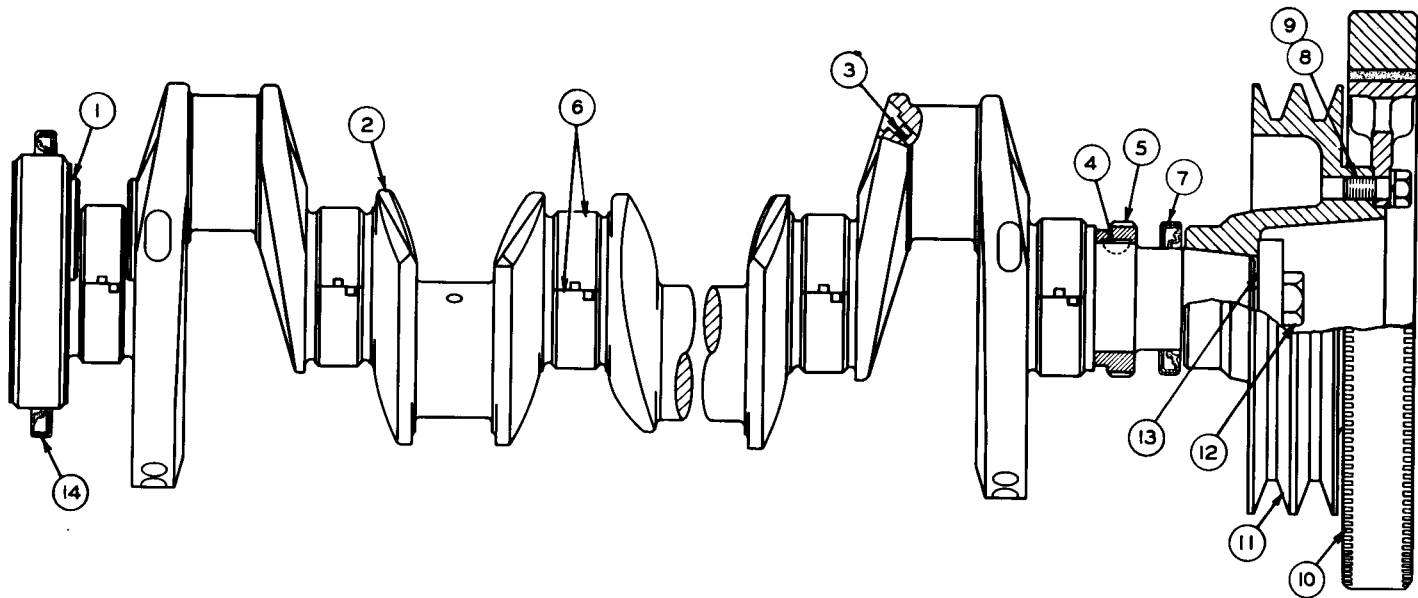
REF. NO.	PART NUMBER	DESCRIPTION	QTY.
6	3S9730	BEARING-----	7
7	5S9021	SEAL-----	1
8	S 1595	BOLT-----	6
9	3B4508	LOCKWASHER-----	6

REF. NO.	PART NUMBER	DESCRIPTION	QTY.
10	8S1503	DAMPER ASSEM.-----	1
11	5S8478	PULLEY-----	1
12	6B5310	BOLT-----	1
13	5S9948	WASHER-----	1
14	5S6297	SEAL-----	1

132959

CRANKSHAFT (5S8509 N/S)
Serial No. 11K1 to 11K3219 inclusive

CRANKSHAFT (5S8509 N/S)
Serial No. 11K3220-Up



C INDICATES CHANGE

REF NO	PART NUMBER	DESCRIPTION	QTY.
C 1	2P716	PLATE-----	2
2	5S5871	CRANKSHAFT ASSEM.-----	1
3	9F2247	PLUG-----	6
4	5H2671	KEY-----	1
5	4M9933	GEAR----- (40 Teeth)-----	1

6	3S9730	BEARING-----	7
7	5S9021	SEAL-----	1
8	S1595	BOLT-----	6
9	3B4508	LOCKWASHER-----	6

10	8S1503	DAMPER ASSEM.-----	1
11	9S9791	PULLEY-----	1
12	6B5310	BOLT-----	1
13	5S9948	WASHER-----	1
14	5S6297	SEAL-----	1

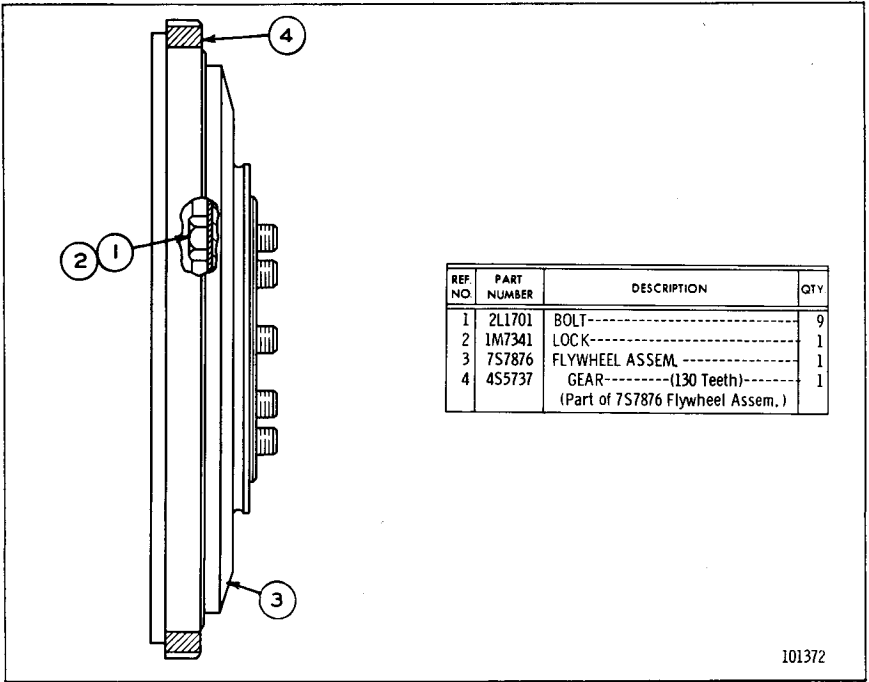
113418

8S3982	FOR USE WITH STANDARD CRANKSHAFT	
	Consists of:	
	Complete set of Bearing Assemblies as shown with Standard Crankshaft	
8S3983	FOR USE WITH .010 UNDERSIZE CRANKSHAFT	
	Consists of:	
7	4S8881	Bearing
2	2P716	Plate
8S3984	FOR USE WITH .020 UNDERSIZE CRANKSHAFT	
	Consists of:	
7	4S8883	Bearing
2	2P716	Plate
8S3985	FOR USE WITH .030 UNDERSIZE CRANKSHAFT	
	Consists of:	
7	4S8885	Bearing
2	2P716	Plate

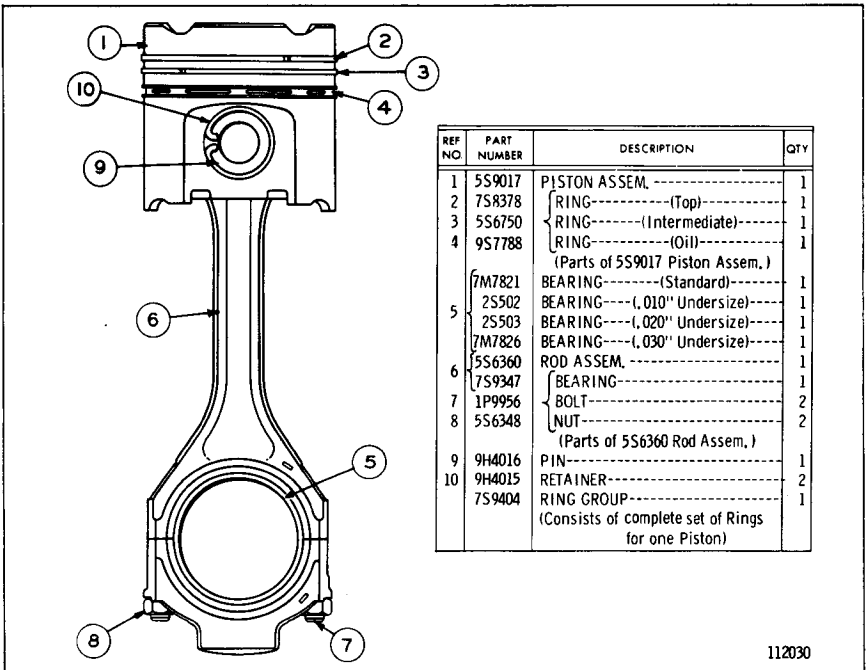
CRANKSHAFT BEARING REPLACEMENT GROUPS

8S7062	DIESEL ENGINE BASIC
8S7068	DIESEL ENGINE SUPPLEMENTARY
8S7061	VALVE GRINDING
8S7057	WATER PUMP
9S1062	TORQUE CONVERTER
9S1069	TRANSMISSION
3P1889	POWER TRAIN OIL SYSTEM

GASKET KITS



FLYWHEEL (7S7877 N/S)—Type 1

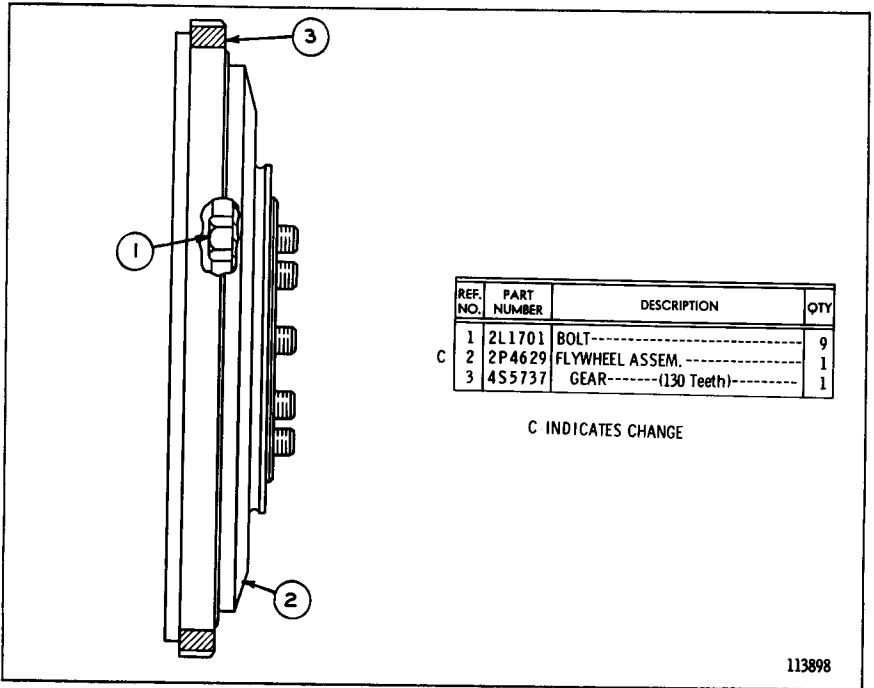


CONNECTING ROD AND PISTON (5S6429 N/S)—6 Required
Serial No. 11K1 to 11K2756 inclusive. Note: 8S4635 Piston & Liner Group,
consisting of: 1—Piston Assembly, 1—Liner & 2—Seal, is available

BEARINGS FOR REBORED CYLINDER BLOCK

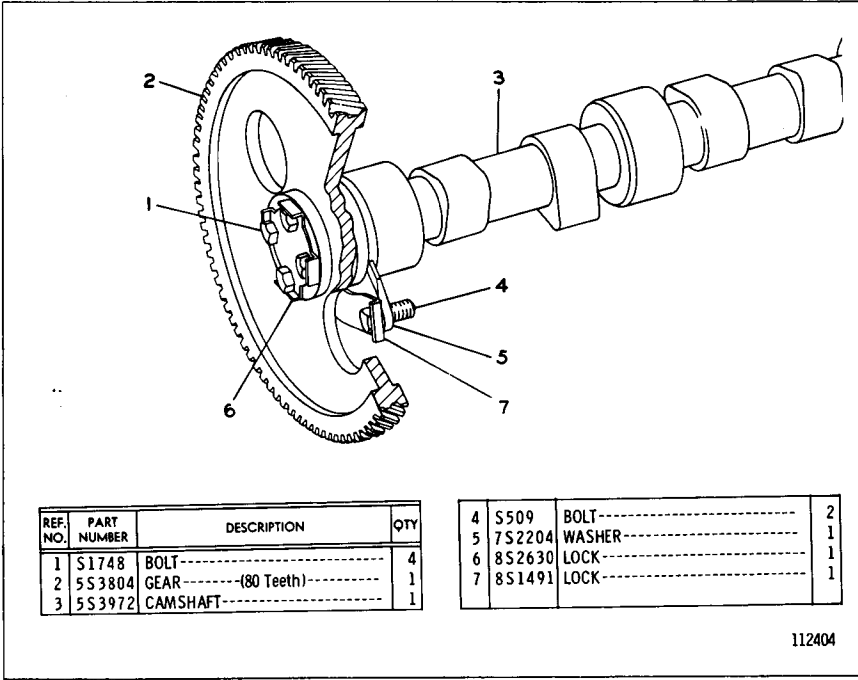
- 7 6N3822 BEARING--MAIN
(.020 OVERSIZE AND .010 UNDERSIZE)
- 7 6N3823 BEARING--MAIN
(.020 OVERSIZE)

CRANKSHAFT BEARING REPLACEMENTS

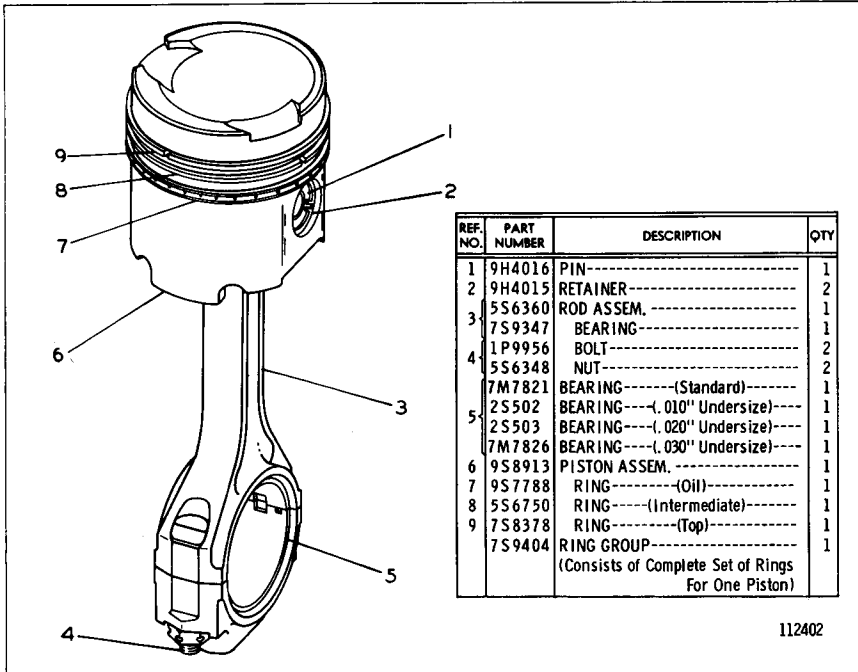


FLYWHEEL (7S7877 N/S)-Type 2

113898

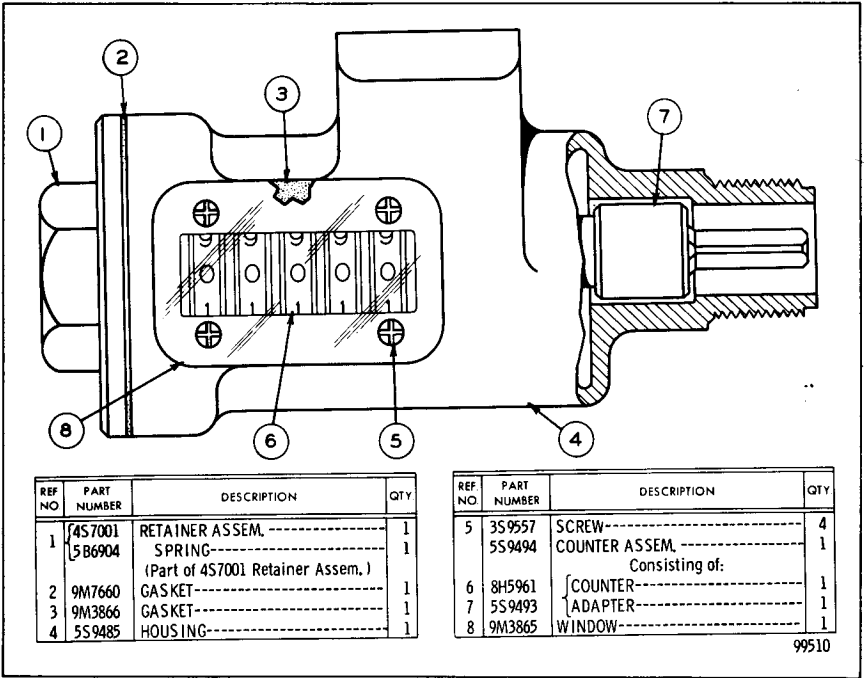


CAMSHAFT (5S6438 N/S)

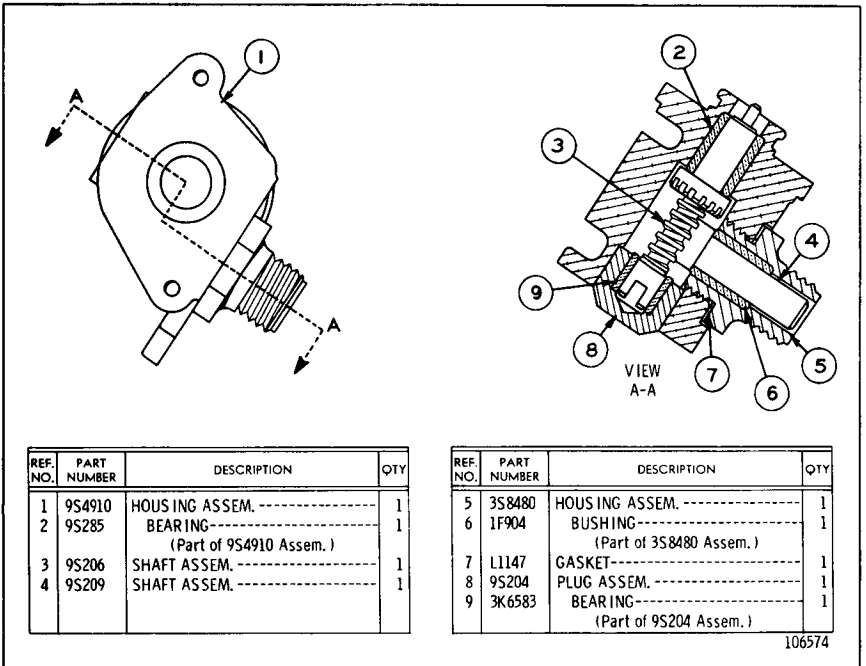


CONNECTING ROD AND PISTON (9S8912 N/S)—6 Required
Serial No. 11K2757-Up

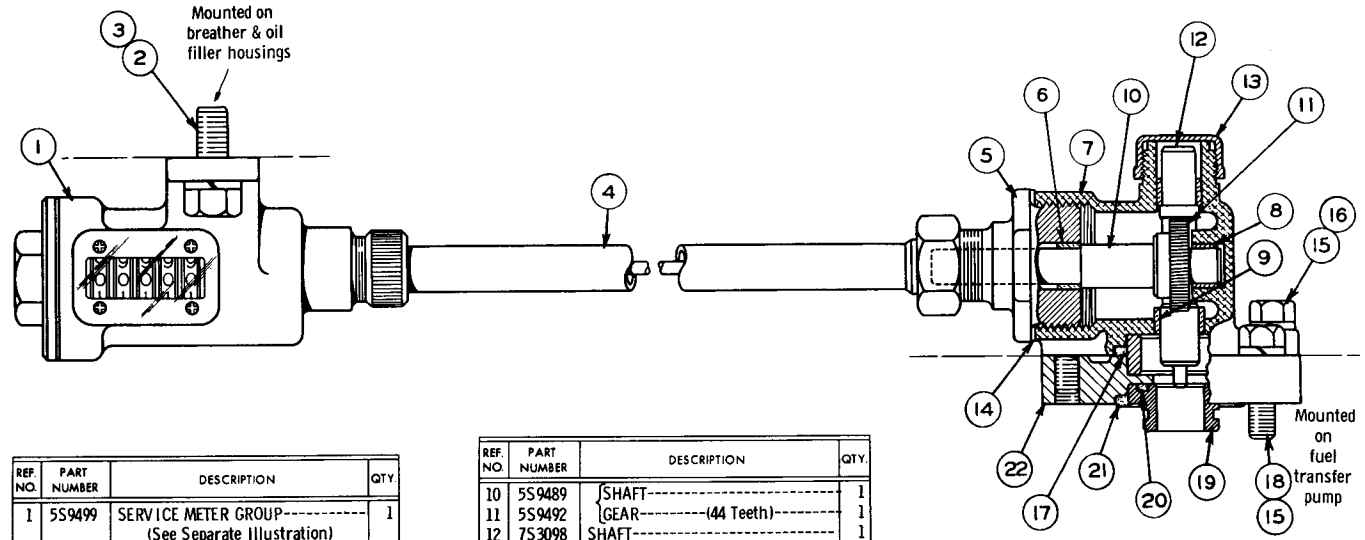
Note: 9S8914 Piston and Liner Group, consisting of: 1—Piston Assembly, 1—Liner and 2—Seal, is available



5S9499 SERVICE METER GROUP
Part of Service Meter shown on Page 28B



9S5734 SERVICE METER DRIVE GROUP
Part of Service Meter Drive shown on Page 29

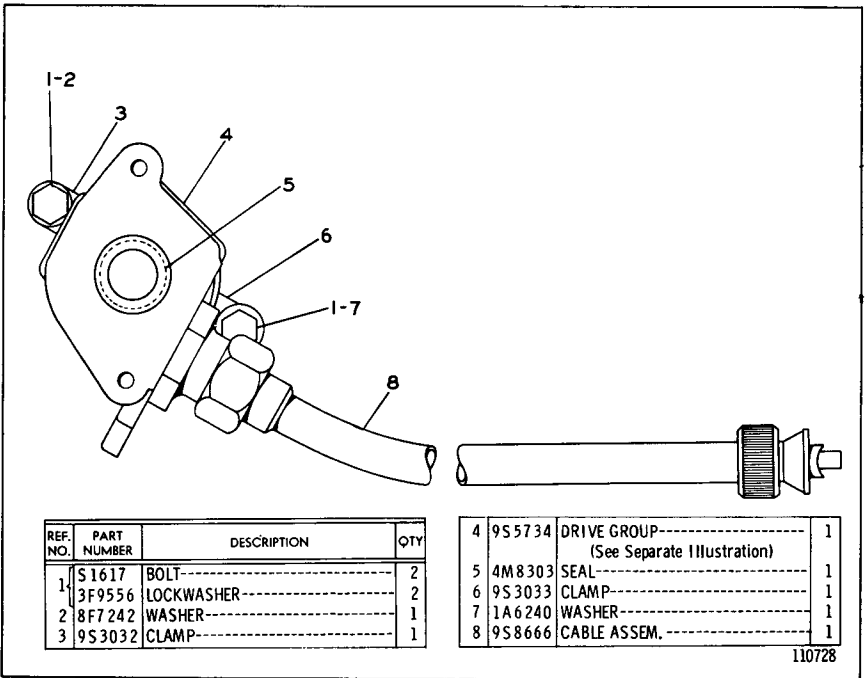


REF. NO.	PART NUMBER	DESCRIPTION	QTY.
1	5S9499	SERVICE METER GROUP----- (See Separate Illustration)	1
2	S-1594	BOLT-----	2
3	3B4506	LOCKWASHER-----	2
4	7S2173	CABLE ASSEM.-----	1
5	5S9496	ADAPTER ASSEM.-----	1
6	2S1270	BEARING----- (Part of 5S9496 Adapter Assem.)	1
7	5S9488	HOUSING ASSEM.-----	1
8	2S1270	BEARING-----	2
9	9M4256	BEARING----- (Parts of 5S9488 Housing Assem.)	1
	5S9490	SHAFT ASSEM.----- Consisting of:	1

REF. NO.	PART NUMBER	DESCRIPTION	QTY.
10	5S9489	SHAFT-----	1
11	5S9492	GEAR----- (44 Teeth)	1
12	7S3098	SHAFT-----	1
13	9B2232	CAP-----	1
14	5S9508	GASKET-----	1
15	2B2695	BOLT-----	2
16	3B4505	LOCKWASHER-----	4
17	4F7391	SEAL-----	1
18	4B3388	BOLT-----	2
19	7S4441	ADAPTER-----	1
20	4M8303	SEAL-----	1
21	4D9986	SEAL-----	1
22	7S6721	ADAPTER ASSEM.-----	1
	9M3723	RETAINER----- (Part of 7S6721 Adapter Assem.)	1

102434

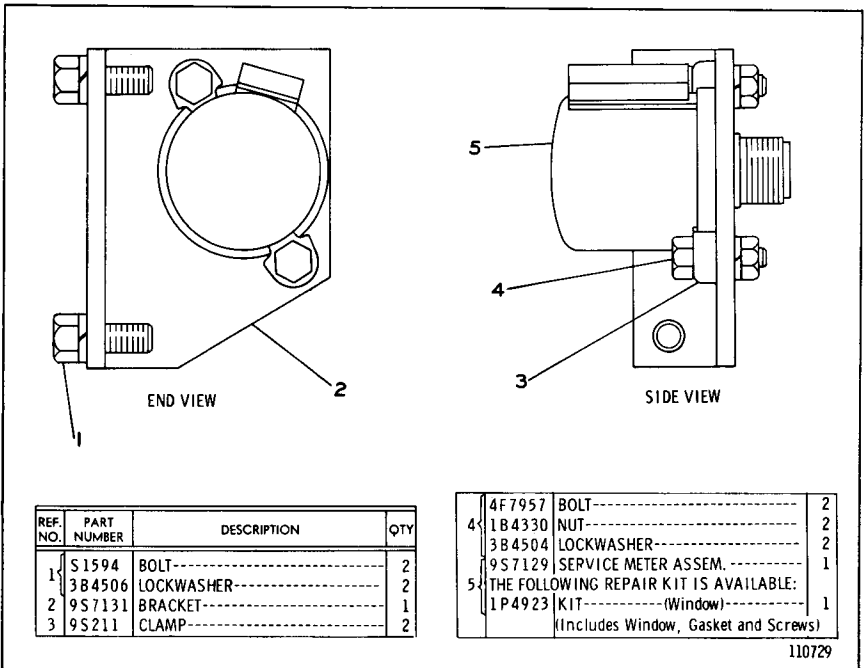
SERVICE METER
 Serial No. 11K1 to 11K2703 inclusive
 5S9499 Service Meter parts are shown on Page 28A



SERVICE METER DRIVE

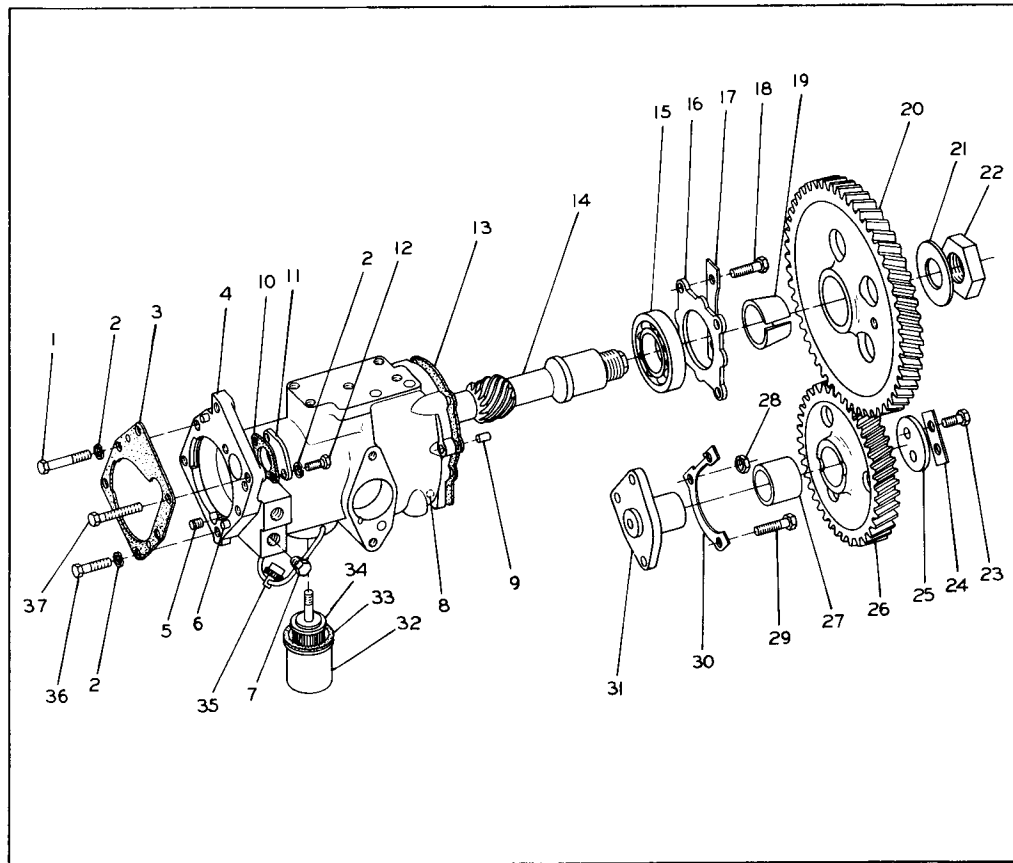
Effective with Serial No. 11K2704

9S5734 Service Meter Drive parts are shown on Page 28A



SERVICE METER

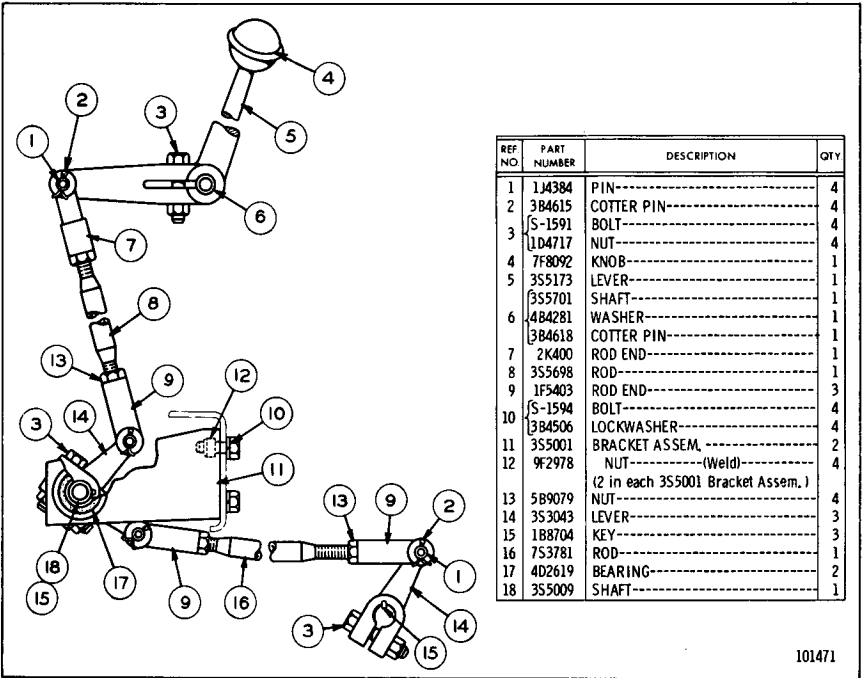
Effective with Serial No. 11K2704



REF. NO.	PART NUMBER	DESCRIPTION	QTY
1	1B9575	BOLT	2
2	3B4505	LOCKWASHER	7
3	8H9220	GASKET	1
4	7S5045	HOUSING ASSEM.	1
5	9F2247	PLUG	1
6	2H1190	DOWEL	2
7	5M6214	PLUG	2
8	2D6642	BALL	1
9	2A3348	DOWEL	1
10	8H9788	GASKET	1
11	8H9787	COVER	1
12	1A9136	BOLT	2
13	8H9364	GASKET	1
14	7S5047	SHAFT	1
15	8H9789	BEARING	1
16	8H9718	RETAINER	1
17	7M9763	LOCK	2
18	S1594	BOLT	4
19	5S3828	SLEEVE	1
20	5S7614	GEAR (80 Teeth)	1
21	7S9847	WASHER	1
22	9S1313	NUT	1
23	2H3755	BOLT	2
24	2F6156	LOCK	1
25	5S7612	PLATE	1
26	5S7660	GEAR ASSEM. (57 Teeth)	1
27	5S7630	BEARING	1
28	5B9079	NUT	1
29	L1351	BOLT	2
30	5S7611	LOCK	1
31	5S7608	SHAFT	1
32	9H2769	BOWL	1
33	9H2770	GASKET	1
34	5S7645	ELEMENT ASSEM.	1
35	4D322	BAIL ASSEM.	1
36	S1618	BOLT	3
37	9L2796	BOLT	1

112403

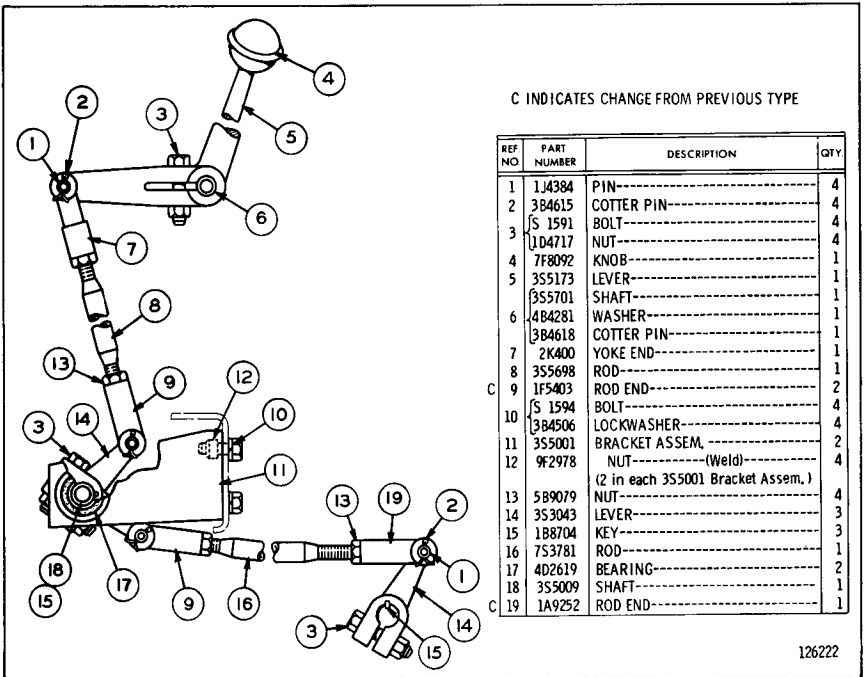
ACCESSORY DRIVE AND PRIMARY FUEL FILTER (5S8056 N/S)



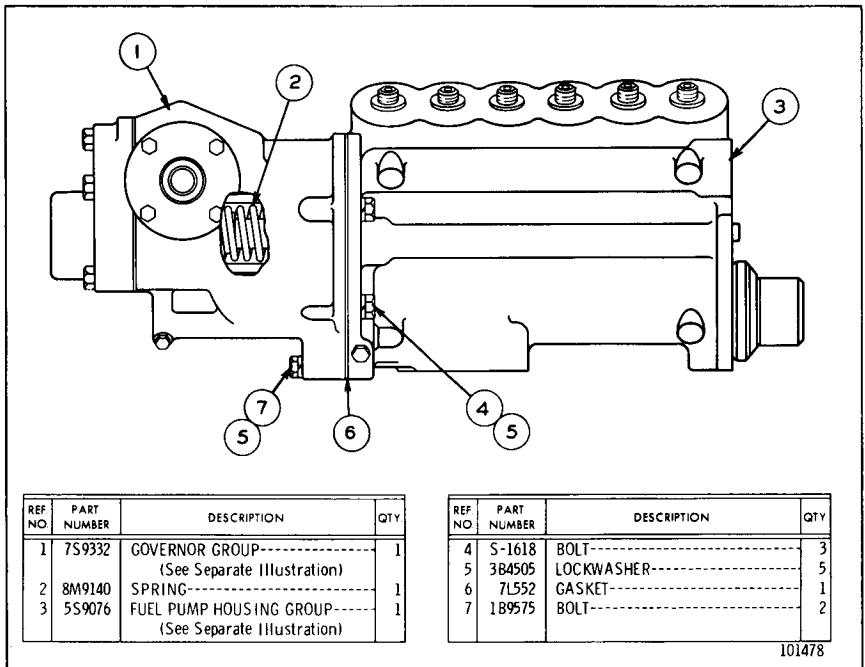
REF NO	PART NUMBER	DESCRIPTION	QTY
1	1J4384	PIN-----	4
2	3B4615	COTTER PIN-----	4
	5S-1591	BOLT-----	4
3	1D4717	NUT-----	4
4	7F8092	KNOB-----	1
5	3S5173	LEVER-----	1
	3S5701	SHAFT-----	1
6	4B4281	WASHER-----	1
	3B4618	COTTER PIN-----	1
7	2K400	ROD END-----	1
8	3S5698	ROD-----	1
9	1F5403	ROD END-----	3
	5S-1594	BOLT-----	4
10	3B4506	LOCKWASHER-----	4
11	3S5001	BRACKET ASSEM.-----	2
12	9F2978	NUT----- (Weld)	4
		(2 in each 3S5001 Bracket Assem.)	
13	5B9079	NUT-----	4
14	3S3043	LEVER-----	3
15	1B8704	KEY-----	3
16	7S3781	ROD-----	1
17	4D2619	BEARING-----	2
18	3S5009	SHAFT-----	1

101471

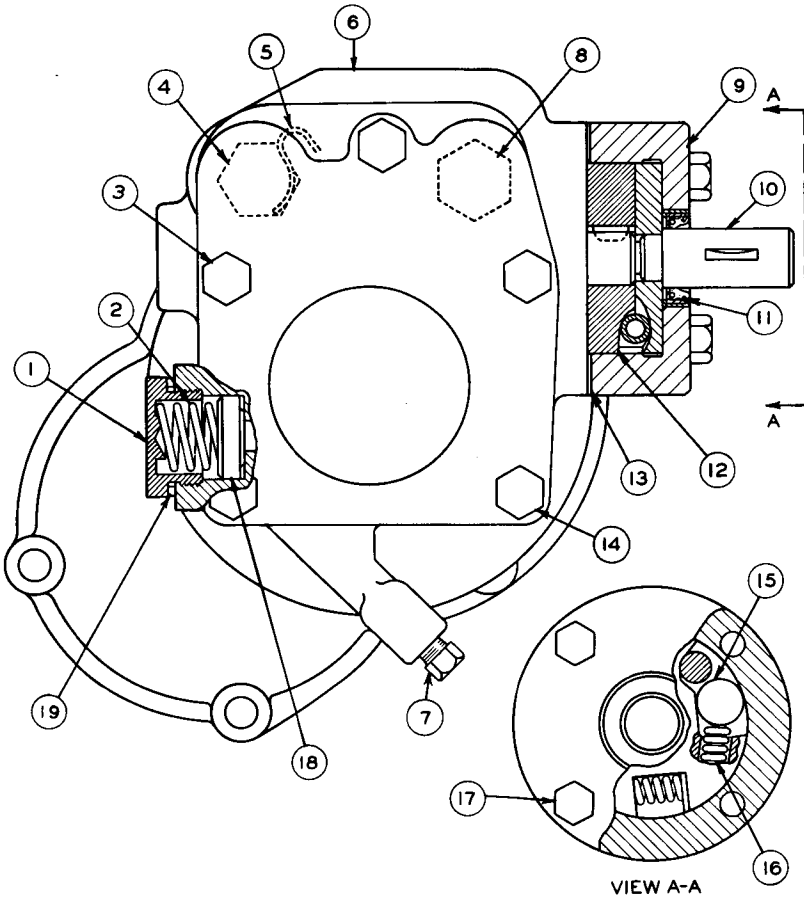
GOVERNOR CONTROL—As Viewed from Right Hand Side of Machine
 Serial No. 11K1 to 11K1780 inclusive



GOVERNOR CONTROL—As Viewed from Right Hand Side of Machine
Effective with Serial No. 11K1781



FUEL PUMP HOUSING AND GOVERNOR
7S9332 Governor and 5S9076 Fuel Pump Housing parts are shown
on Pages 32 through 33 and 37

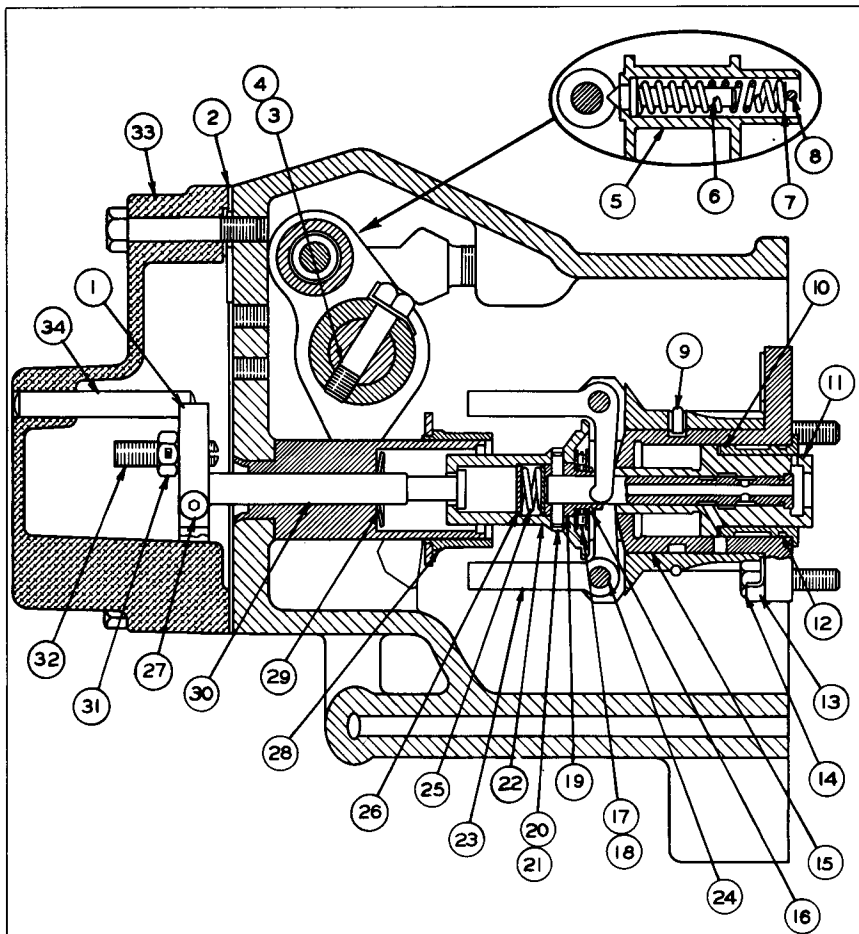


REF NO	PART NUMBER	DESCRIPTION	QTY
1	9M4690	PLUG-----	1
2	1S9312	SPRING-----	1
3	1B2790	BOLT-----	3
4	8M8763	SCREW----- (Low Idle)-----	1
5	5S1221	SPRING-----	1
	7S8826	HOUSING ASSEM.-----	1
6	8M8403	GUIDE-----	1
	8S134	BEARING-----	1
7	2S7905	PLUG-----	1
		(Parts of 7S8826 Housing Assem.)	
8	7S9331	SCREW----- (High Idle)-----	1

REF NO	PART NUMBER	DESCRIPTION	QTY
9	7M2167	RING-----	1
10	3S2898	PLATE ASSEM.-----	1
11	8H9180	SEAL-----	1
12	3S3005	SHAFT ASSEM.-----	1
13	7M6955	GASKET-----	1
14	6H5636	BOLT-----	2
15	8H9182	ROLLER-----	1
16	8H9186	SPRING-----	2
17	2A5546	BOLT-----	4
18	9M1216	PLUNGER-----	1
19	9F4522	GASKET-----	1

125433

7S9332 GOVERNOR GROUP--Part 1
 Serial No. 11K1 to 11K1493 inclusive
 Part of Fuel Pump Housing and Governor shown on Page 31



REF NO.	PART NUMBER	DESCRIPTION	QTY.
1	8L4154	COLLAR-----	1
2	4S8513	GASKET-----	1
3	1S219	BOLT-----	1
4	2F4159	LOCK-----	1
5	3S9640	LEVER ASSEM.-----	1
6	9M9788	PLUNGER-----	1
7	7M7316	SPRING-----	1
8	5H1351	PIN-----	1
9	7B8105	LOCK-----	1
10	7L8777	SLEEVE-----	1
11	7S8447	PISTON ASSEM.-----	1
12	8M8997	SEAL-----	1
13	9M6293	LOCK-----	1
14	S-1615	BOLT-----	3
15	1S4741	CYLINDER-----	1
16	3K810	RING-----	1
17	7M7219	BEARING-----	1
18	7M7193	RACE-----	2
19	257	SLEEVE-----	1

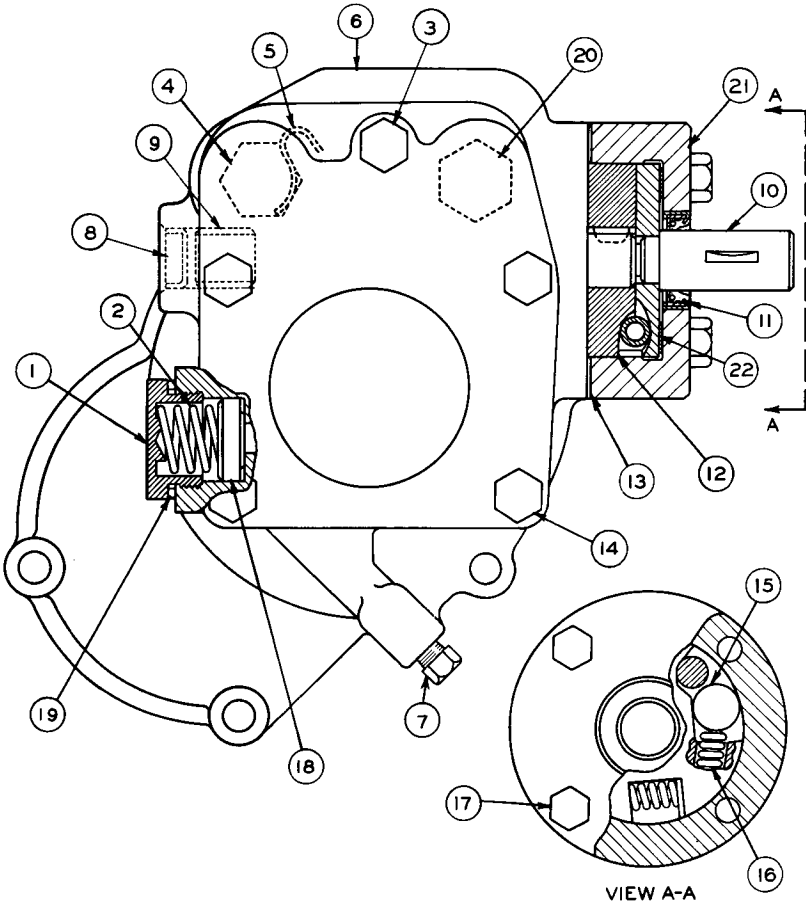
REF NO.	PART NUMBER	DESCRIPTION	QTY.
20	8M8726	DOWEL-----	1
21	8M8993	RING-----	1
22	258	SEAT-----	1
23	5S5060	WEIGHT ASSEM.-----	1
	5S101	WEIGHT-----	2
24	1S5440	DOWEL-----	2
		(Parts of 5S5060 Weight Assem.)	
25	9M6303	SPRING-----	1
26	9M6302	WASHER-----	2
27	9M4704	SCREW-----	1
28	3S9639	SEAT ASSEM.-----	1
29	8H9181	SPRING-----	1
30	8M8739	BOLT-----	1
31	5S9607	NUT-----	1
32	8L4155	SCREW-----	1
33	7S8828	COVER ASSEM.-----	1
34	2S7316	DOWEL-----	1
		(Part of 7S8828 Cover Assem.)	

101480

7S9332 GOVERNOR GROUP—Part 2

Serial No. 11K1 to 11K1493 inclusive

Part of Fuel Pump Housing and Governor shown on Page 31



C INDICATES CHANGE FROM PREVIOUS TYPE

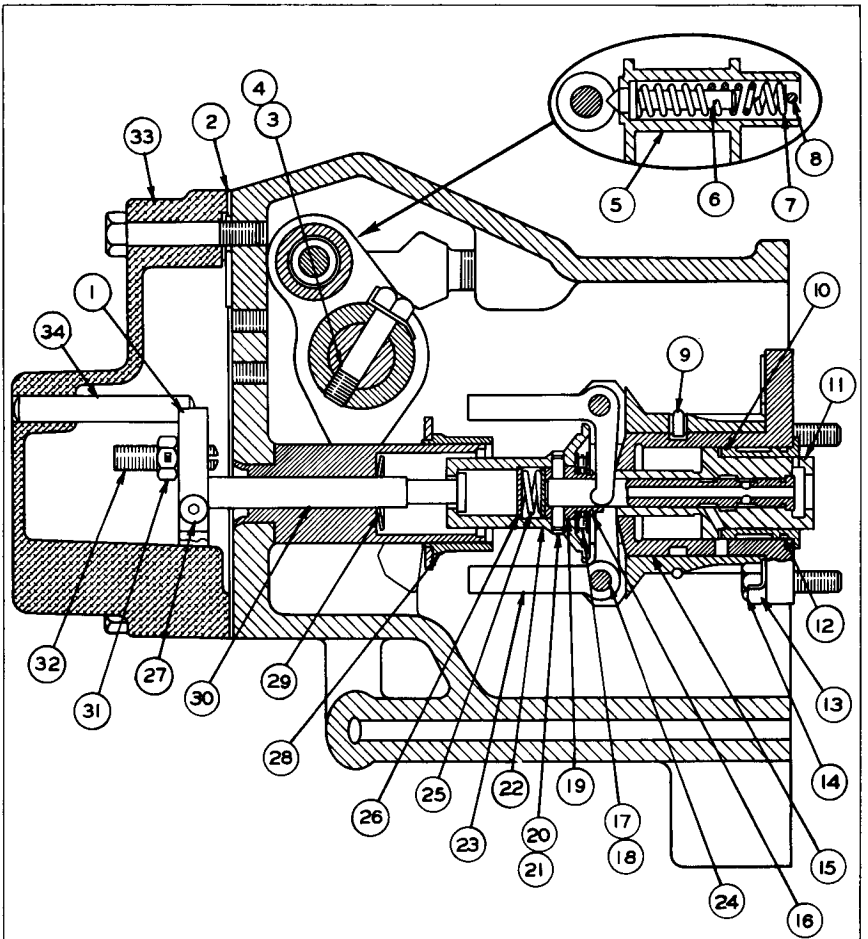
REF. NO.	PART NUMBER	DESCRIPTION	QTY
1	9M4690	PLUG-----	1
2	1S9312	SPRING-----	1
3	1B2790	BOLT-----	3
C 4	8S8950	SCREW----- (Low Idle)	1
5	5S1221	SPRING-----	1
C 6	9S1726	HOUSING ASSEM.-----	1
8	8M8403	GUIDE-----	1
7	2S7905	PLUG-----	1
8	4F4585	PLUG-----	1
9	8S134	BEARING----- (Parts of 9S1726 Assem.)	1
10	3S2898	PLATE ASSEM.-----	1

REF. NO.	PART NUMBER	DESCRIPTION	QTY
C 11	9S4671	SEAL-----	1
12	3S3005	SHAFT ASSEM.-----	1
C 13	9S2308	GASKET-----	1
14	6H5636	BOLT-----	2
15	8H9182	ROLLER-----	1
16	8H9186	SPRING-----	2
17	2A5946	BOLT-----	4
18	9M1216	PLUNGER-----	1
19	9F4522	GASKET-----	1
20	7S9331	SCREW----- (High Idle)	1
21	7M2167	RING-----	1
C 22	9S2309	WASHER-----	1

108240

7S9332 GOVERNOR GROUP—Part 1

Serial No. 11K1494 to 11K3532, 11K3534 to 11K3536, 11K3538 and 11K3547 inclusive. Part of Fuel Pump Housing & Governor shown on Page 31



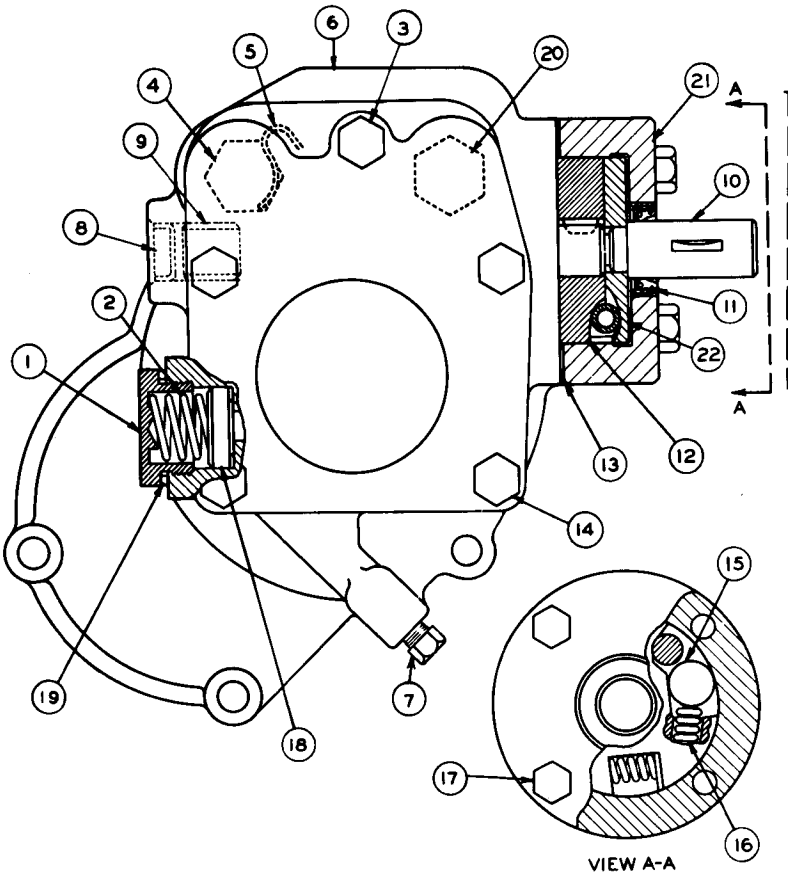
REF. NO.	PART NUMBER	DESCRIPTION	QTY
1	8L4154	COLLAR-----	1
2	4S8513	GASKET-----	1
3	1S219	BOLT-----	1
4	2F4159	LOCK-----	1
5	3S9640	LEVER ASSEM.-----	1
6	9M9788	PLUNGER-----	1
7	7M7316	SPRING-----	1
8	5H1351	PIN-----	1
9	7B8105	LOCK-----	1
10	7L8777	SLEEVE-----	1
11	7S8447	PISTON ASSEM.-----	1
12	8M8997	SEAL-----	1
13	9M6293	LOCK-----	1
14	S-1615	BOLT-----	3
15	1S4741	CYLINDER-----	1
16	3K810	RING-----	1
17	7M7219	BEARING-----	1
18	7M7193	RACE-----	2
19	257	SLEEVE-----	1

REF. NO.	PART NUMBER	DESCRIPTION	QTY
20	8M8726	DOWEL-----	1
21	8M8993	RING-----	1
22	258	SEAT-----	1
23	5S5060	WEIGHT ASSEM.-----	1
	5S101	WEIGHT-----	2
24	1S5440	DOWEL-----	2
(Parts of 5S5060 Weight Assem.)			
25	9M6303	SPRING-----	1
26	9M6302	WASHER-----	2
27	9M4704	SCREW-----	1
28	3S9639	SEAT ASSEM.-----	1
29	8H9181	SPRING-----	1
30	8M8739	BOLT-----	1
31	5S9607	NUT-----	1
32	8L4155	SCREW-----	1
33	7S8828	COVER ASSEM.-----	1
34	2S7316	DOWEL-----	1
(Part of 7S8828 Cover Assem.)			

101480

7S9332 GOVERNOR GROUP—Part 2

Serial No. 11K1494 to 11K3532, 11K3534 to 11K3536, 11K3538 and 11K3547 inclusive. Part of Fuel Pump Housing and Governor shown on Page 31



REF. NO.	PART NUMBER	DESCRIPTION	QTY
1	9M4690	PLUG-----	1
2	1S9312	SPRING-----	1
3	1B2790	BOLT-----	3
4	8S8950	SCREW----- (Low Idle)	1
5	5S1221	SPRING-----	1
6	9S1726	HOUSING ASSEM.-----	1
8	8M8403	GUIDE-----	1
7	2S7905	PLUG-----	1
8	4F4585	PLUG-----	1
9	8S134	BEARING-----	1
10	3S2898	PLATE ASSEM.-----	1

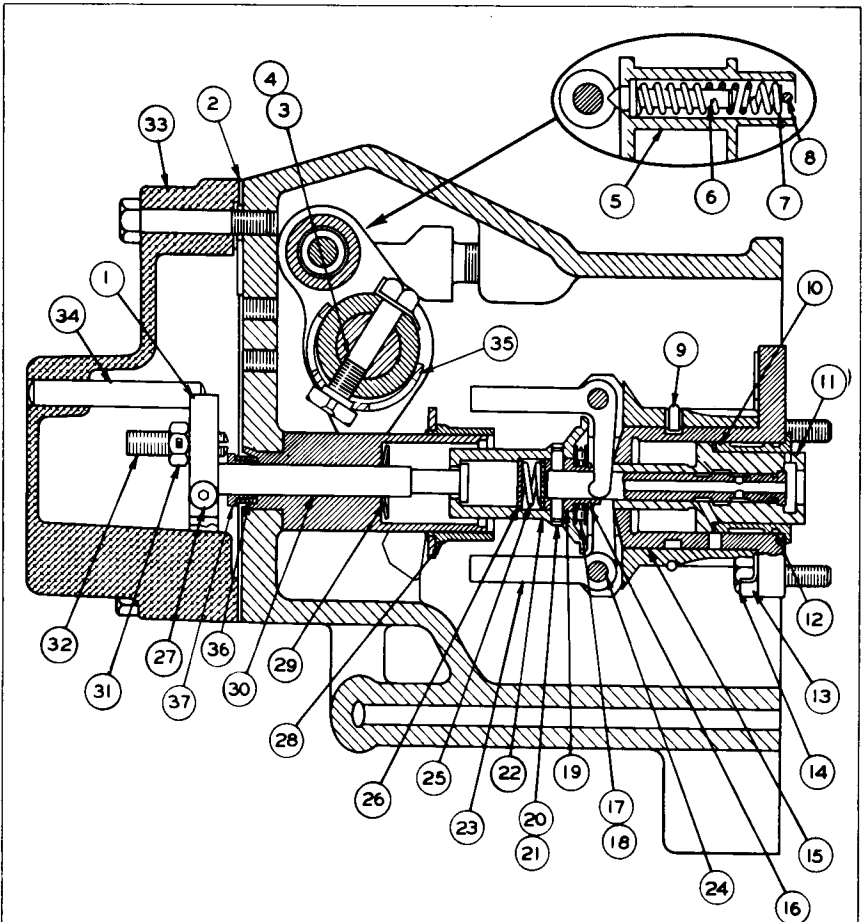
11	9S4671	SEAL-----	1
12	3S3005	SHAFT ASSEM.-----	1
13	9S2308	GASKET-----	1
14	6H5636	BOLT-----	2
15	8H9182	ROLLER-----	1
16	8H9186	SPRING-----	2
17	2A5546	BOLT-----	4
18	9M1216	PLUNGER-----	1
19	2P8763	GASKET-----	1
20	7S9331	SCREW----- (High Idle)	1
21	7M2167	RING-----	1
22	9S2309	WASHER-----	1

C INDICATES CHANGE

117428

7S9332 GOVERNOR GROUP—Part 1

Serial No. 11K3533, 11K3537, 11K3539 to 11K3546 and 11K3548-Up
 Part of Fuel Pump Housing and Governor shown on Page 31



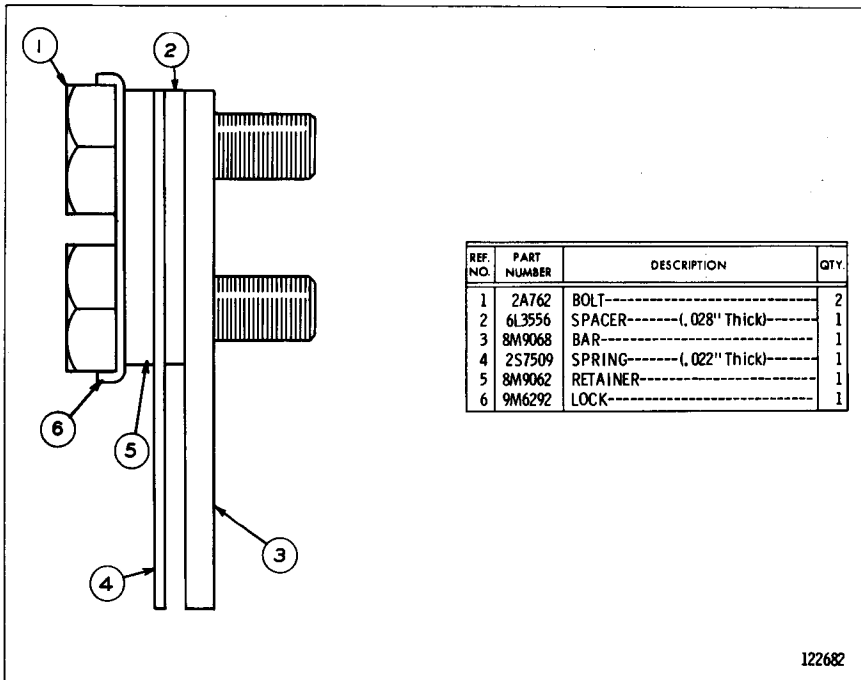
C INDICATES CHANGE

REF NO	PART NUMBER	DESCRIPTION	QTY
1	8L4154	COLLAR-----	1
2	4S8513	GASKET-----	1
3	9S4468	BOLT-----	1
4	2F4159	LOCK-----	1
5	9S4466	LEVER ASSEM.	1
6	9M9788	PLUNGER-----	1
7	7M7316	SPRING-----	1
8	5H1351	PIN-----	1
9	7B8105	LOCK-----	1
10	7L8777	SLEEVE-----	1
11	7S8447	PISTON ASSEM.	1
12	8M8997	SEAL-----	1
13	9M6293	LOCK-----	1
14	S1615	BOLT-----	3
15	1S4741	CYLINDER-----	1
16	3K810	RING-----	1
17	7M7219	BEARING-----	1
18	7M7193	RACE-----	2
19	2S7	SLEEVE-----	1

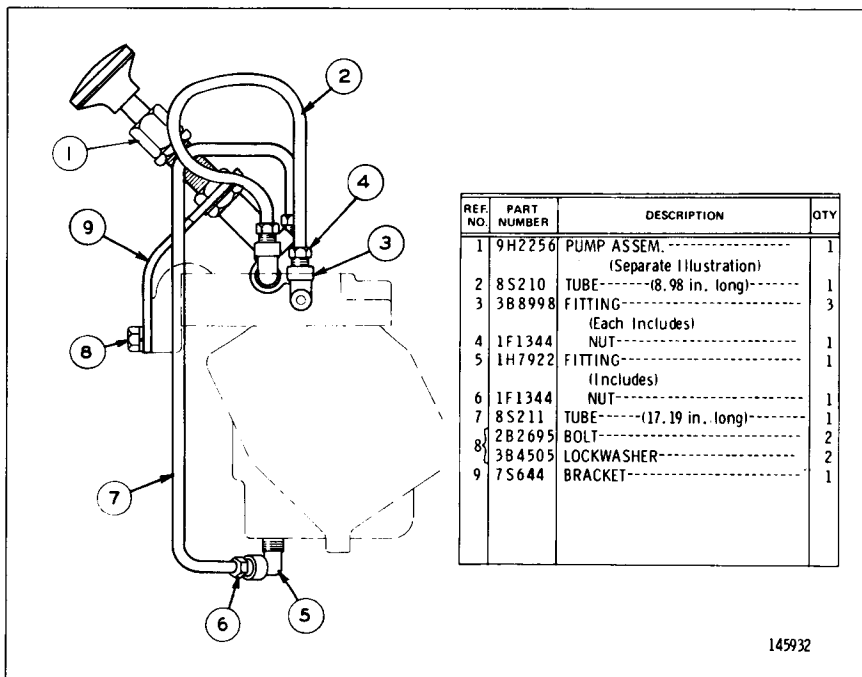
20	8M8726	DOWEL-----	1
21	8M8993	RING-----	1
22	2S8	SEAT-----	1
23	5S5060	WEIGHT ASSEM.	1
23	2S101	WEIGHT-----	2
24	1S5440	DOWEL-----	2
25	9M6303	SPRING-----	1
26	9M6302	WASHER-----	2
27	9M4704	SCREW-----	1
28	3S9639	SEAT ASSEM.	1
29	8H9181	SPRING-----	1
30	8M8739	BOLT-----	1
31	5S9607	NUT-----	1
32	8L4155	SCREW-----	1
33	7S8828	COVER ASSEM.	1
34	2S7316	DOWEL-----	1
35	9S4673	BAND ASSEM.	1
36	2S7235	SPRING-----	1
37	2S7289	COLLAR-----	1

202751

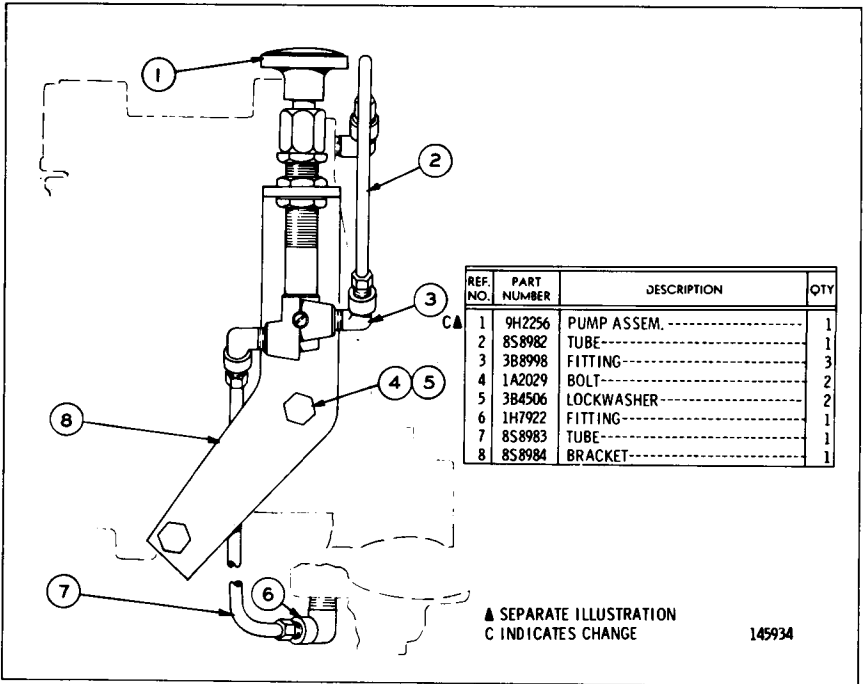
7S9332 GOVERNOR GROUP—Part 2
 Serial No. 11K3533, 11K3537, 11K3539 to 11K3546 and 11K3548-Up
 Part of Fuel Pump Housing and Governor shown on Page 31



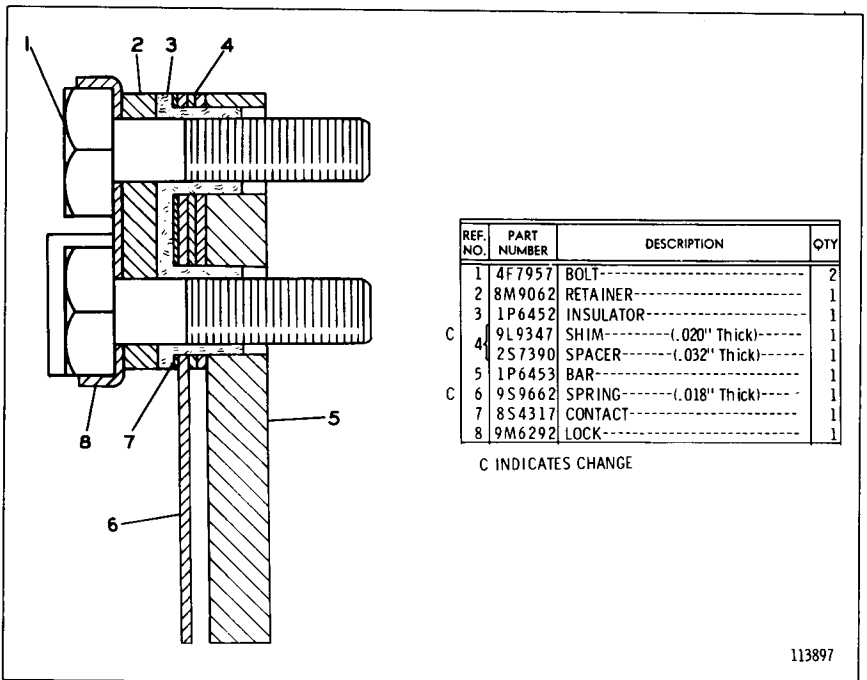
GOVERNOR TORQUE SPRING (8S5042 N/S)
Serial No. 11K1 to 11K3220 inclusive



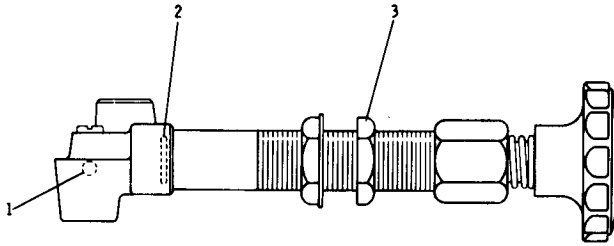
FUEL PRIMING PUMP (5S2100 N/S)
Serial No. 11K1 to 11K942 inclusive
9H2256 Pump parts are shown on Page 35B



FUEL PRIMING PUMP (8S8985 N/S)
Serial No. 11K943—Up
9H2256 Pump parts are shown on Page 35B



GOVERNOR TORQUE SPRING (8S5042 N/S)
Serial No. 11K3221—Up

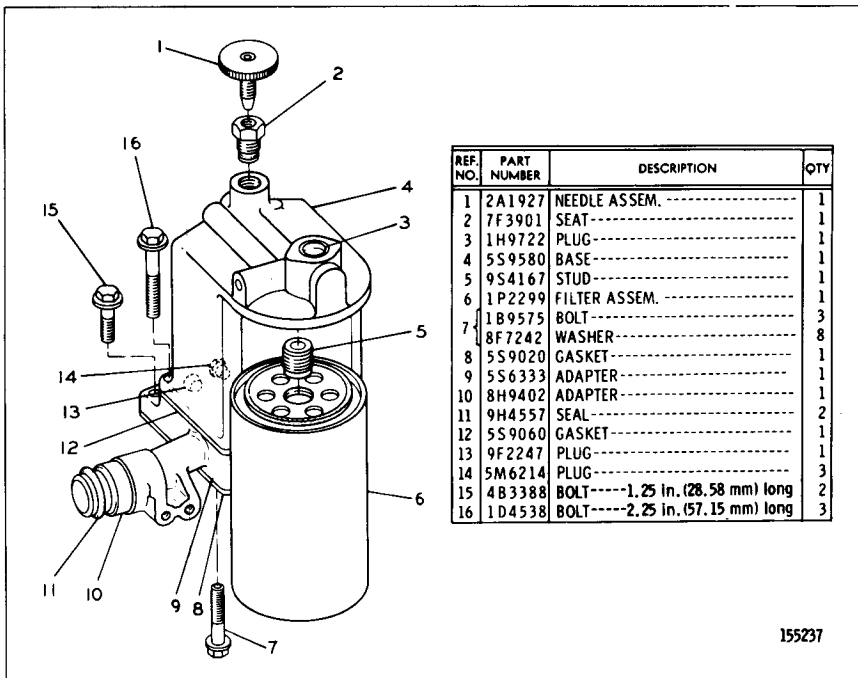


REF. NO.	PART NUMBER	DESCRIPTION	QTY
1	1M6718	BALL-----	2
2	1H1023	SEAL-----	2
C 3	1M6781	NUT-----	2

C INDICATES CHANGE

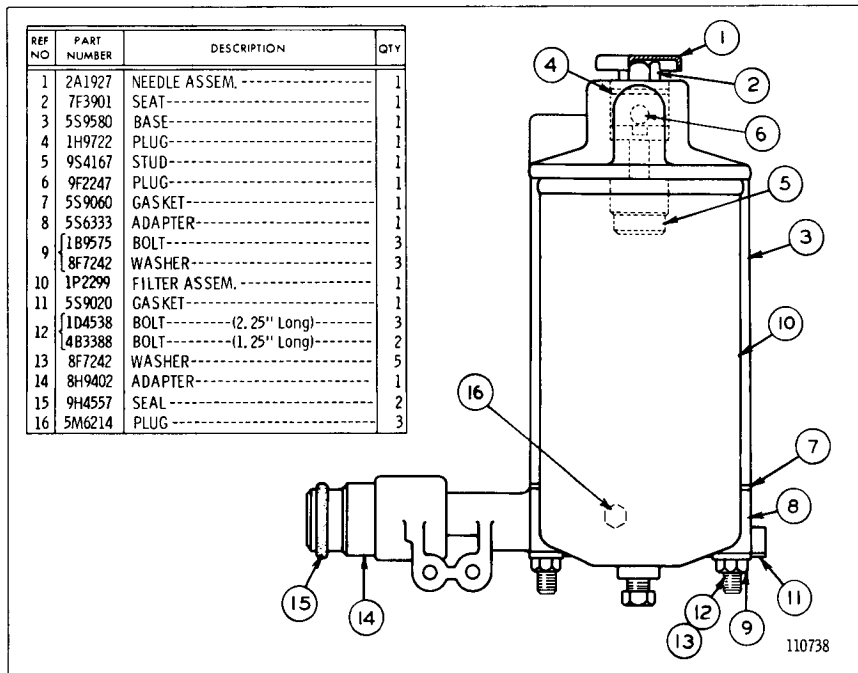
147588

9H2256 PUMP ASSEMBLY
 Part of 5S2100, 8S8985 & 7S1251 Fuel Priming
 Pump Groups shown on Pages 34, 35 & 130-1a



155237

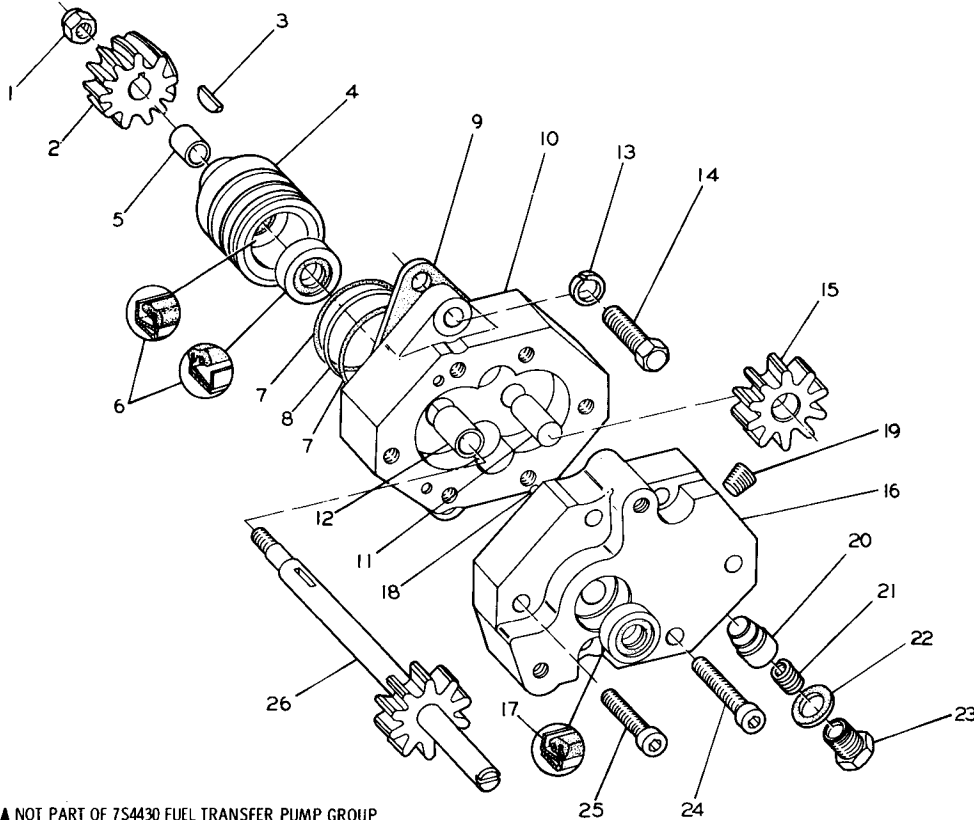
5S9666 FUEL FILTER GOUP
Serial No. 11K1 to 11K942 inclusive



110738

8S9311 FUEL FILTER GROUP
Serial No. 11K943-Up

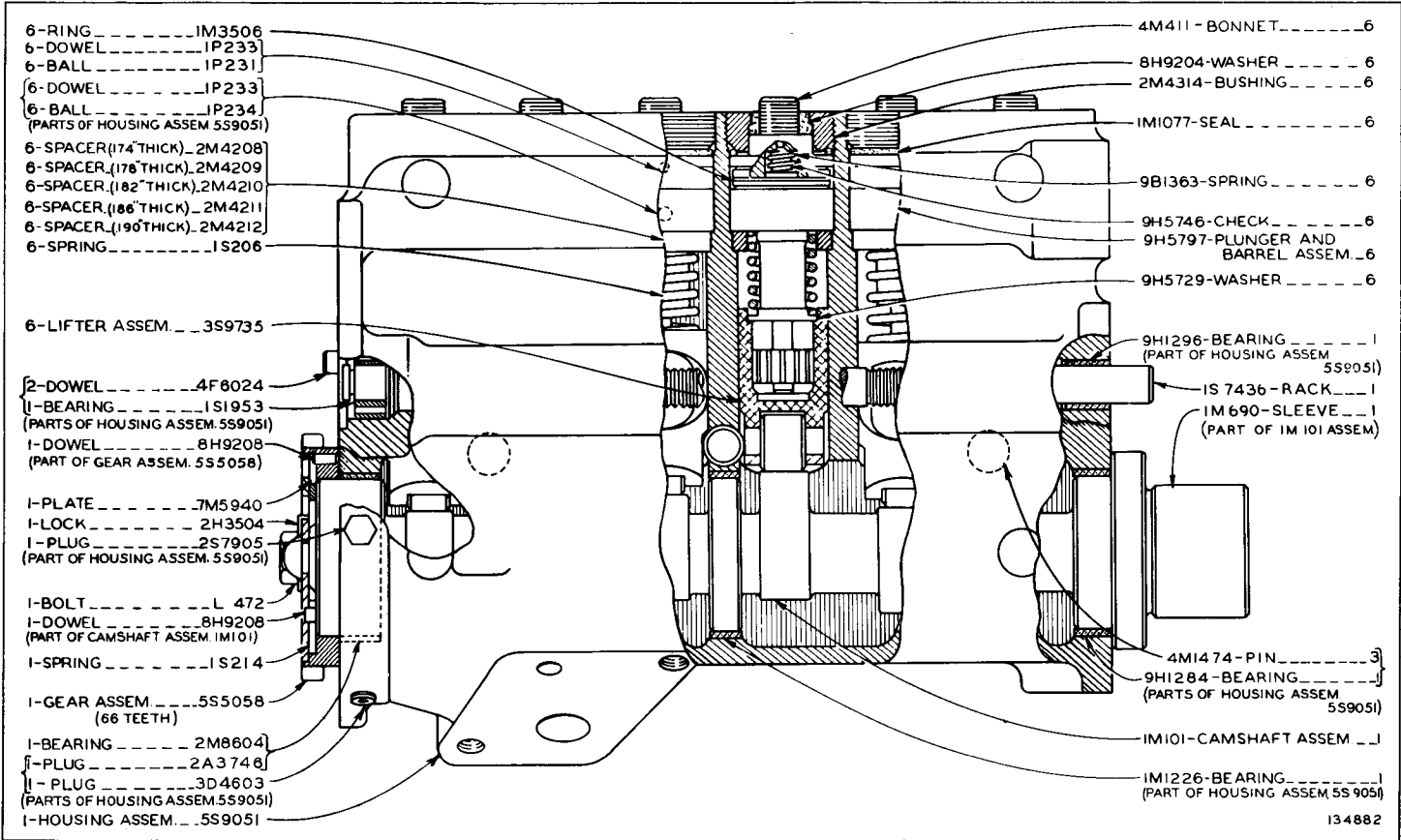
7S4430 FUEL TRANSFER PUMP GROUP



REF. NO.	PART NUMBER	DESCRIPTION	QTY
1	2F8616	NUT-----	1
2	8H9806	GEAR----- (11 Teeth-Drive)----	1
3	3H1489	KEY-----	1
4	8S4375	CAGE ASSEM.-----	1
5	8F6058	BUSHING-----	1
6	4S7756	SEAL-----	2
7	6J2419	SEAL-----	2
8	7S4439	RING-----	1
9	7S2374	GASKET-----	1
10	7S4434	BODY ASSEM.-----	1
11	2S6838	SHAFT-----	1
12	8F6058	BUSHING-----	1
▲ 13	3B4505	LOCKWASHER-----	2
14	4B3388	BOLT-----	2
15	8S4368	GEAR----- (10 Teeth-Idler)----	1
16	8S5581	COVER ASSEM.-----	1
17	8S5575	SEAL-----	1
18	7S4433	FERRULE-----	2
19	7H3171	PLUG-----	1
20	8M874	PLUNGER ASSEM.-----	1
21	8M3210	SPRING-----	1
22	2A1913	GASKET-----	1
23	7S4440	BOLT-----	1
24	7S6701	SCREW----- (1.75" long)-----	2
25	9F6641	SCREW----- (1.25" long)-----	4
26	8S4373	SHAFT ASSEM. -- (10 Teeth-Drive)--	1

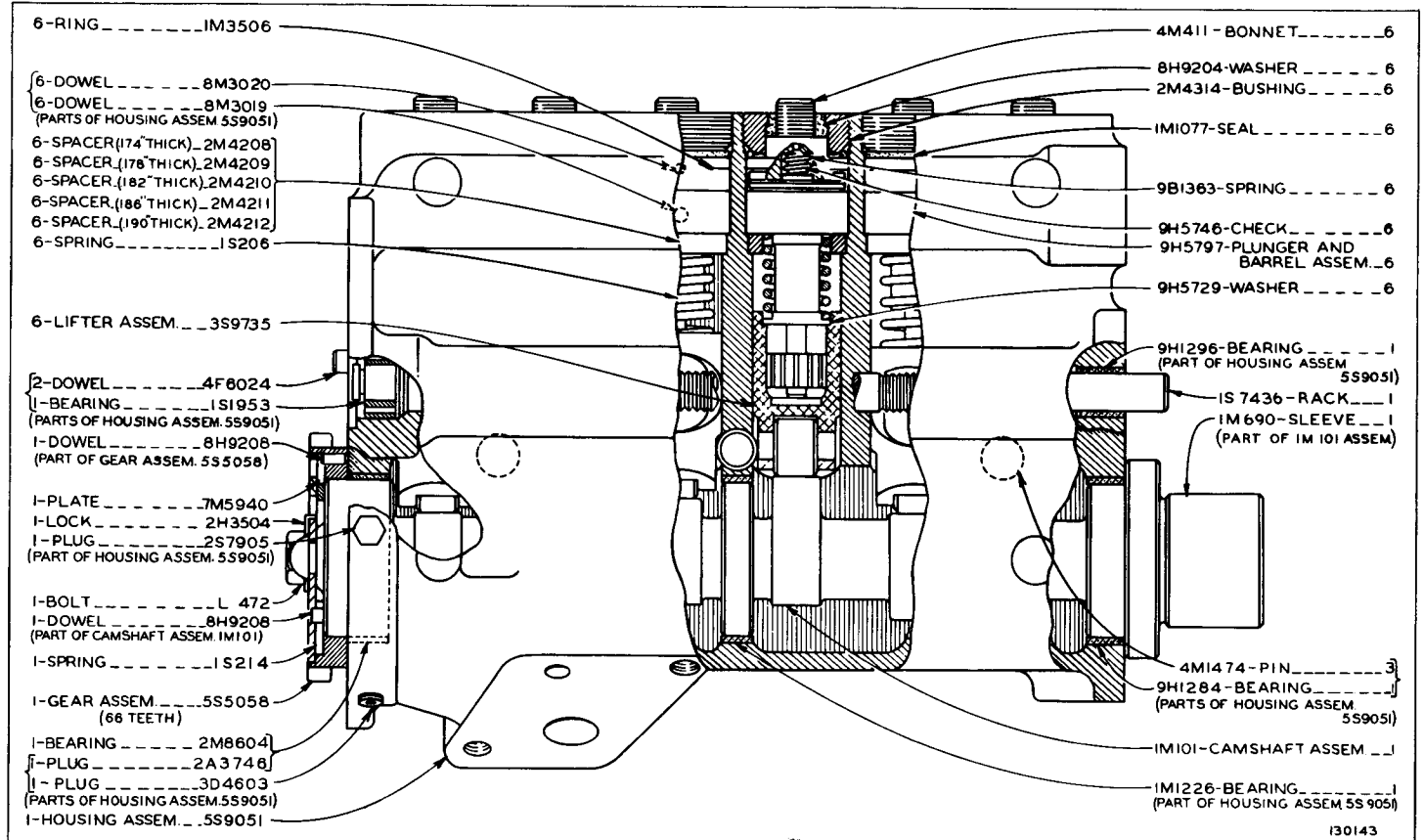
▲ NOT PART OF 7S4430 FUEL TRANSFER PUMP GROUP

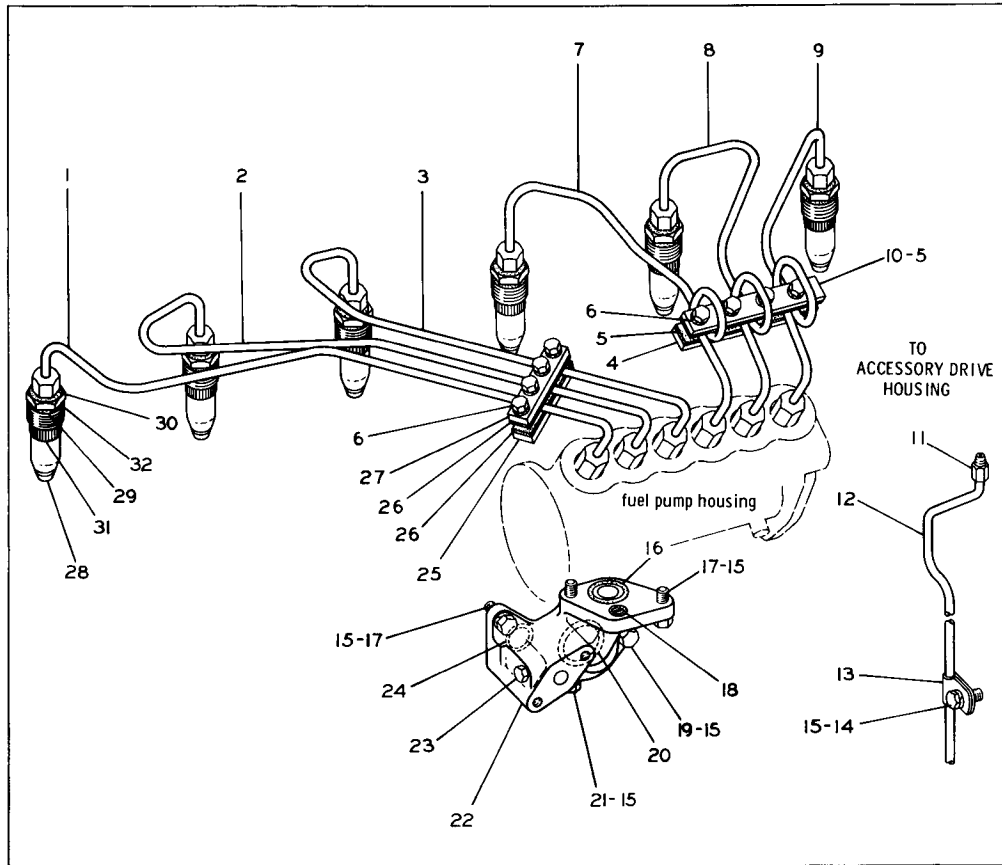
112418



5S9076 FUEL PUMP HOUSING GROUP—Type 2
 Part of Fuel Pump Housing and Governor shown on Page 31

5S9076 FUEL PUMP HOUSING GROUP—Type 1
 Part of Fuel Pump Housing and Governor shown on Page 31





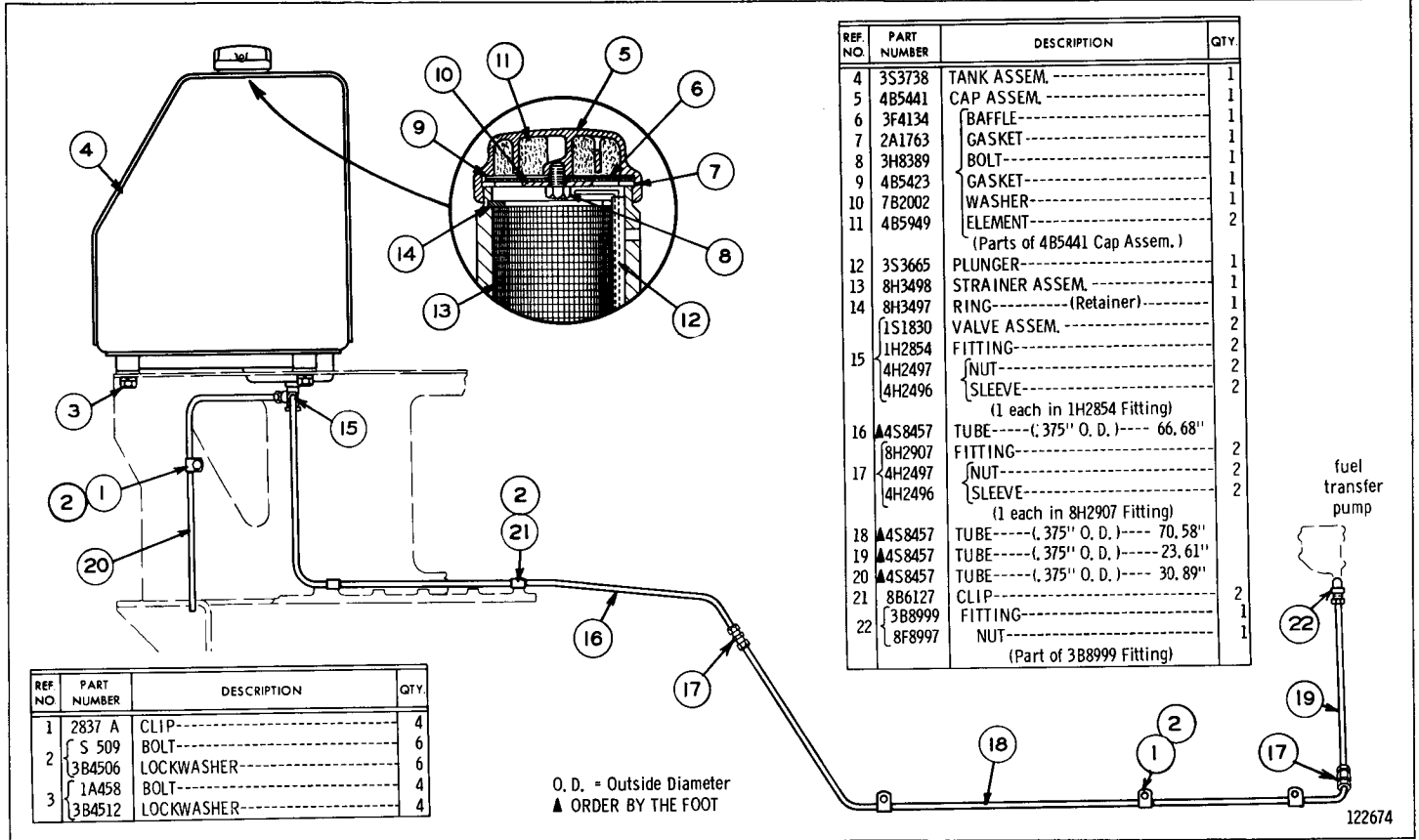
REF. NO.	PART NUMBER	DESCRIPTION	QTY
1	5S7176	LINE ASSEM. ----(No. 6)-----	1
2	5S7175	LINE ASSEM. ----(No. 5)-----	1
3	9S1230	LINE ASSEM. ----(No. 4)-----	1
4	8S4003	CLAMP-----	1
5	8S4005	DAMPER-----	2
6	1B2790	BOLT-----	8
	3B4505	LOCKWASHER-----	8
7	5S7173	LINE ASSEM. ----(No. 3)-----	1
8	5S7172	LINE ASSEM. ----(No. 2)-----	1
9	5S7171	LINE ASSEM. ----(No. 1)-----	1
10	8S4004	CLAMP-----	1
11	1P9328	FITTING-----	1
12	5S7223	TUBE -----(Drain)-----	1
13	9S1350	CLIP-----	1
14	5S09	BOLT-----	1
15	3B4506	LOCKWASHER-----	6
16	8M5248	SEAL-----	1
17	1A2029	BOLT-----	2
18	8M5260	SEAL-----	1
19	3B1915	BOLT----- (1.375" Long)---	1
	S1571	BOLT----- (1.75" Long)---	1
20	8M4987	SEAL-----	1
21	T55	BOLT-----	1
22	7S6722	BRACKET-----	1
23	5M6214	PLUG-----	1
24	8M4445	SEAL-----	1
25	8S3998	CLAMP-----	1
26	8S4000	DAMPER-----	2
27	8S3999	CLAMP-----	1
28	7S9891	VALVE SERVICE GROUP-----	6
29	5B3718	SEAL-----	1
30	6F1069	SEAL-----	1
31	8S2389	BODY-----	6
32	5H7225	NUT-----	6

112421

FUEL INJECTION VALVES AND LINES (5S7248 N/S)

FUEL SYSTEM

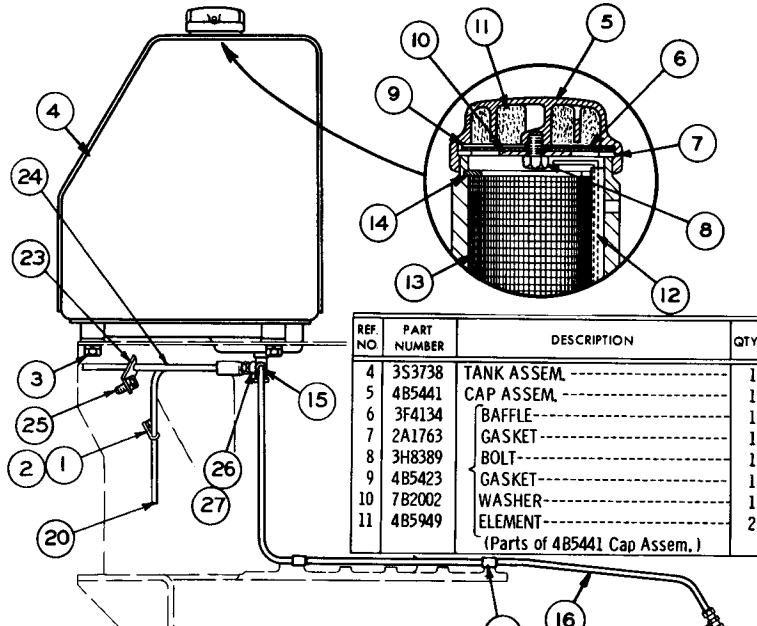
Serial No. 11K1 to 11K2169 inclusive
Refer also to Pages 128 and 129 for special parts



FUEL SYSTEM

Effective with Serial No. 11K2170

Refer also to Pages 128 and 129 for special parts



REF. NO.	PART NUMBER	DESCRIPTION	QTY.
4	3S3738	TANK ASSEM. -----	1
5	4B5441	CAP ASSEM. -----	1
6	3F4134	BAFFLE -----	1
7	2A1763	GASKET -----	1
8	3H8389	BOLT -----	1
9	4B5423	GASKET -----	1
10	7B2002	WASHER -----	1
11	4B5949	ELEMENT -----	2
(Parts of 4B5441 Cap Assem.)			

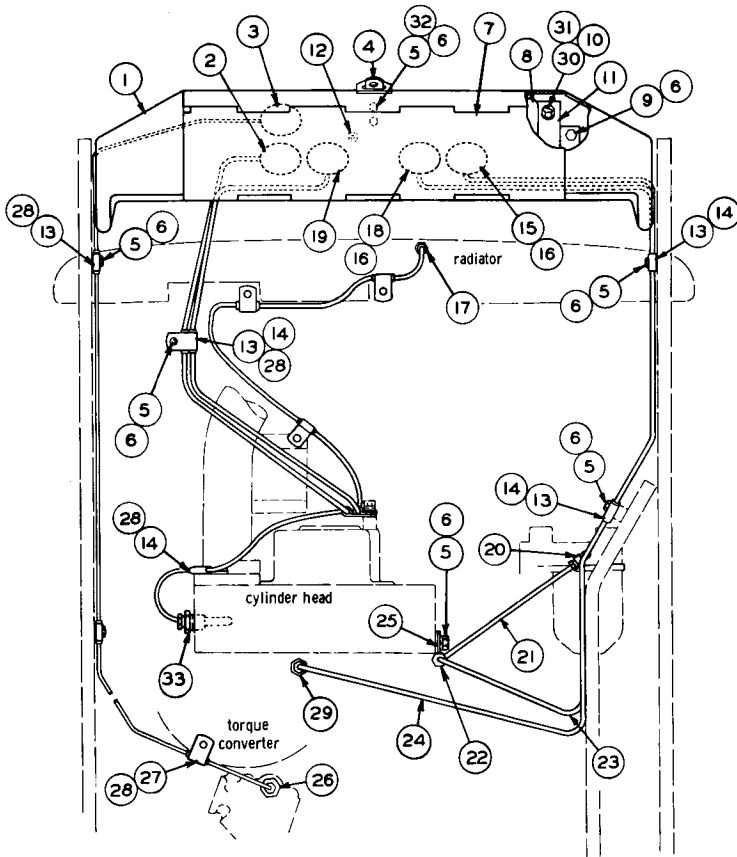
REF. NO.	PART NUMBER	DESCRIPTION	QTY.
1	9S1350	CLIP -----	4
2	5 509	BOLT -----	6
	3B4506	LOCKWASHER -----	6
3	1A458	BOLT -----	4
	3B4512	LOCKWASHER -----	4

REF. NO.	PART NUMBER	DESCRIPTION	QTY.
12	3S3665	PLUNGER -----	1
13	8H3498	STRAINER ASSEM. -----	1
14	8H3497	RING ----- (Retainer) -----	1
15	1S1830	VALVE ASSEM. -----	2
	1H2854	FITTING -----	2
	4H2497	NUT -----	2
	4H2496	SLEEVE -----	2
	(1 each in 1H2854 Fitting)		
16	4A58457	TUBE ----- (.375" O. D.) ----- 66.68"	2
	8H2907	FITTING -----	2
17	4H2497	NUT -----	2
	4H2496	SLEEVE -----	2
	(1 each in 8H2907 Fitting)		
18	4A58457	TUBE ----- (.375" O. D.) ----- 70.58"	1
19	4A58457	TUBE ----- (.375" O. D.) ----- 23.61"	1
C 20	4A58457	TUBE ----- (.375" O. D.) ----- 36"	1
	8B6127	CLIP -----	2
C 21	3B8999	FITTING -----	1
	8F8997	NUT -----	1
(Part of 3B8999 Fitting)			
C 23	9S7230	SPRING -----	1
C 24	9S7229	FITTING -----	1
C 25	L1351	BOLT -----	1
C 26	3B4506	LOCKWASHER -----	1
	3B6553	ELBOW -----	1
C 27	9S9371	SCREEN ASSEM. -----	1
	9S9370	BUSHING -----	1
	2S5103	SCREEN -----	1
(Parts of 9S9371 Assem.)			

C INDICATES CHANGE FROM PREVIOUS TYPE
 O. D. = Outside Diameter
 ▲ ORDER BY THE FOOT

fuel transfer pump

128110

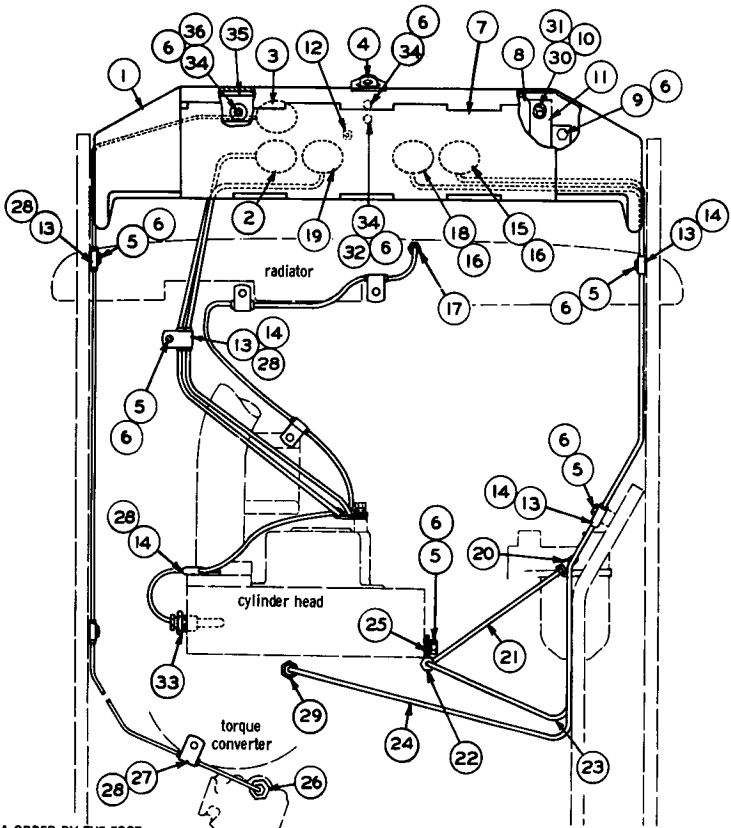


REF NO	PART NUMBER	DESCRIPTION	QTY
1	3S3805	COVER-----	1
2	3S4131	GAUGE----- (Water Pressure)-----	1
3	6H6692	HEAT INDICATOR--- (Converter)-----	1
4	4S9252	STAPLE-----	1
5	S 509	BOLT-----	9
6	3B4506	LOCKWASHER-----	13
7	3S5325	DOOR ASSEM.-----	1
8	9M5733	RIVET-----	5
9	3S6072	INLAY-----	1
9	L 1351	BOLT-----	4
10	4K3533	WASHER-----	4
11	3S6065	PLATE ASSEM.-----	1
	9F2978	NUT----- (Weld)-----	4
	9F6445	NUT----- (Weld)-----	2
		(Parts of 3S6065 Plate Assem.)	
13	2B2404	CLIP----- (Short)-----	12
14	L 2072	CLIP----- (Long)-----	5
15	5S9068	GAUGE----- (Fuel Pressure)-----	1
16	3B9001	FITTING-----	2
	1F1344	NUT-----	2
		(1 in each 3B9001 Fitting)	
17	3B9054	FITTING-----	1
	8F8996	NUT-----	1
		(Part of 3B9054 Fitting)	

REF NO	PART NUMBER	DESCRIPTION	QTY
18	5M1065	GAUGE----- (Oil Pressure)-----	1
19	4S8409	HEAT INDICATOR--- (Water)-----	1
20	3B8998	FITTING-----	1
	1F1344	NUT-----	1
		(Part of 3B8998 Fitting)	
▲ 21	4S8385	TUBE----- (1.25" O. D.)----- 40.98"	1
	3B8990	FITTING-----	1
22	1F1344	NUT-----	1
		(Part of 3B8990 Fitting)	
▲ 23	4S8385	TUBE----- (1.25" O. D.)----- 53.17"	1
▲ 24	4S8385	TUBE----- (1.25" O. D.)----- 53.08"	1
25	2B2404	CLIP-----	1
26	5B1959	ADAPTER-----	1
27	2B5721	GASKET-----	1
27	6H3068	CLIP-----	1
28	8F244	GROMMET-----	14
28	1F7552	FITTING-----	1
29	1F1344	NUT-----	1
		(Part of 1F7552 Fitting)	
30	4B1330	SCREW-----	4
31	6J450	SHIM-----	4
32	4B4278	WASHER-----	2
33	6H6699	ADAPTER-----	1
		▲ ORDER BY THE FOOT	

124886

Gauges and Instrument Panel
Serial No. 11K1 to 11K252 inclusive



▲ ORDER BY THE FOOT

O. D. = OUTSIDE DIAMETER

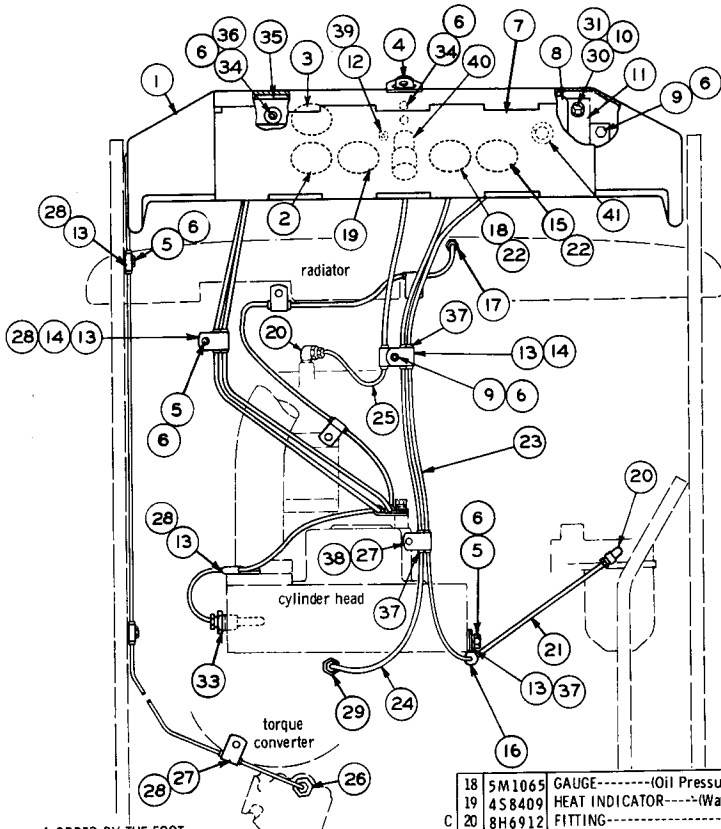
REF. NO.	PART NUMBER	DESCRIPTION	QTY
1	8S971	COVER-----	1
2	3S4131	GAUGE----(Water Pressure)----	1
3	6H6692	HEAT INDICATOR---(Converter)---	1
4	8S987	STAPLE-----	1
5	5S09	BOLT-----	7
6	3B4506	LOCKWASHER-----	15
7	3S5325	DOOR ASSEM.-----	1
7	9M5733	RIVET-----	5
8	3S6072	INLAY-----	1
9	L1351	BOLT-----	4
10	4K3533	WASHER-----	4
11	3S6065	PLATE ASSEM.-----	1
	9F2978	NUT----- (Weld)	4
12	9F6445	NUT----- (Weld)	2
		(Parts of 3S6065 Plate Assem.)	
13	2B2404	CLIP----- (Short)	12
14	L2072	CLIP----- (Long)	5
15	5S9068	GAUGE----(Fuel Pressure)----	1
	3B9001	FITTING-----	2
16	1F1344	NUT-----	2
		(1 in each 3B9001 Fitting)	
17	3B9054	FITTING-----	1
	8F8996	NUT-----	1
		(Part of 3B9054 Fitting)	

REF. NO.	PART NUMBER	DESCRIPTION	QTY
18	5M1065	GAUGE----- (Oil Pressure)-----	1
19	4S8409	HEAT INDICATOR----(Water)----	1
20	3B8998	FITTING-----	1
	1F1344	NUT-----	1
		(Part of 3B8998 Fitting)	
▲ 21	4S8385	TUBE----- (.25" O. D.)-----40.98"	1
	3B8990	FITTING-----	1
22	1F1344	NUT-----	1
		(Part of 3B8990 Fitting)	
▲ 23	4S8385	TUBE----- (.25" O. D.)-----53.17"	1
▲ 24	4S8385	TUBE----- (.25" O. D.)-----53.08"	1
25	2B2404	CLIP-----	1
26	5B1959	ADAPTER-----	1
	2B5721	GASKET-----	1
27	6H3068	CLIP-----	1
28	8F244	GROMMET-----	14
29	1F7552	FITTING-----	1
	1F1344	NUT-----	1
		(Part of 1F7552 Fitting)	
30	4B1330	SCREW-----	4
31	6J450	SHIM-----	4
32	4B4278	WASHER-----	1
33	6H6699	ADAPTER-----	1
34	S1594	BOLT-----	4
35	7S8240	SUPPORT ASSEM.-----	1
36	9H7084	WASHER-----	2
		(Part of 7S8240 Support Assem.)	

130601

GAUGES AND INSTRUMENT PANEL
Serial No. 11K253 to 11K2662 inclusive

CATERPILLAR 977K TRAXCAVATOR



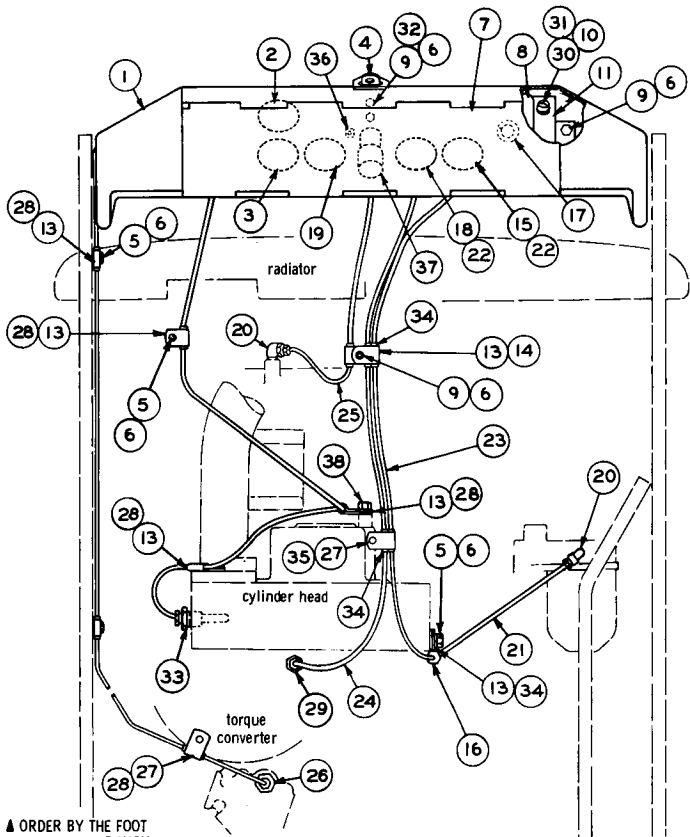
▲ ORDER BY THE FOOT
C INDICATES CHANGE FROM PREVIOUS TYPE

REF. NO.	PART NUMBER	DESCRIPTION	QTY
1	8S971	COVER-----	1
2	3S4131	GAUGE----- (Water Pressure)	1
3	6H6692	HEAT INDICATOR--- (Converter)	1
4	8S987	STAPLE-----	4
C 5	5S09	BOLT-----	4
C 6	3B4506	LOCKWASHER-----	13
7	3S5325	DOOR ASSEM.-----	1
7	9M5733	RIVET-----	5
8	3S6072	INLAY-----	1
C 9	L1351	BOLT-----	5
10	4K3533	WASHER-----	4
11	3S6065	PLATE ASSEM.-----	1
11	9F2978	NUT----- (Weld)	4
12	9F6445	NUT----- (Weld)	2
		(Parts of 3S6065 Assem.)	
13	2B2404	CLIP----- (Short)	13
14	L2072	CLIP----- (Long)	4
15	5S9068	GAUGE----- (Fuel Pressure)	1
C 16	2D9885	FITTING-----	1
	1F1344	NUT-----	1
		(1 in each 2D9885 Fitting)	
17	3B9054	FITTING-----	1
	8F8996	NUT-----	1
		(Part of 3B9054 Fitting)	

18	5M1065	GAUGE----- (Oil Pressure)	1
19	4S8409	HEAT INDICATOR--- (Water)	1
C 20	8H6912	FITTING-----	2
CA 21	4S8456	TUBE----- (Copper)-----41.41"	1
C 22	5K5805	FITTING-----	2
	5K5804	NUT-----	2
	5K5803	SLEEVE-----	2
		(1 each in 5K5805 Fitting)	
CA 23	4S8381	TUBE----- (Nylon)-----50"	1
CA 24	4S8381	TUBE----- (Nylon)-----53"	1
CA 25	4S8381	TUBE----- (Nylon)-----33"	1
	5B1959	ADAPTER-----	1
26	2B5721	GASKET-----	1
C 27	6H3068	CLIP----- (Short)	2
28	8F244	GROMMET-----	14
C 29	3K6853	FITTING-----	1
	3B6768	BUSHING-----	1
30	4B1330	SCREW-----	4
31	6J450	SHIM-----	4
C 32	4B4278	WASHER-----	1
33	6H6699	ADAPTER-----	1
C 34	S1594	BOLT-----	4
C 35	7S8240	SUPPORT ASSEM.-----	1
36	9H7084	WASHER-----	2
		(Part of 7S8240 Assem.)	
C 37	3D5102	GROMMET-----	6
C 38	6H5506	CLIP----- (Long)	1
C 39	8M9937	BOLT-----	2
C 39	8M9936	LOCKWASHER-----	2
C 40	4S6998	INDICATOR-----	1
	1M3010	FITTING-----	1
C 41	9S9405	GROMMET-----5"	1

129759

GAUGES AND INSTRUMENT PANEL (3S2028 N/S)
Serial No. 11K2663 to 11K3520 inclusive



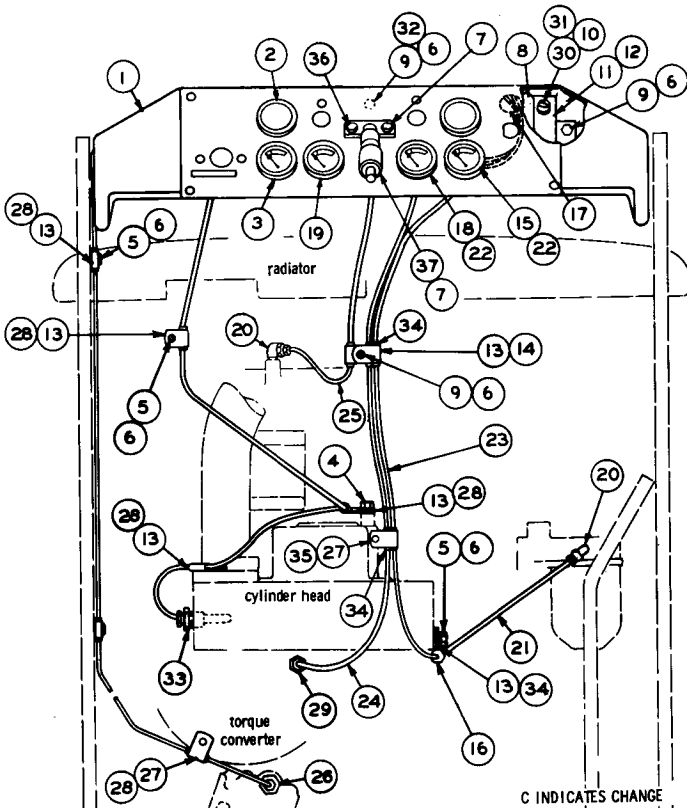
▲ ORDER BY THE FOOT
● ORDER BY THE INCH

REF. NO.	PART NUMBER	DESCRIPTION	QTY
1	8S971	COVER-----	1
2	1L6377	BUTTON-----	1
3	1P5486	HEAT INDICATOR---(Converter)---	1
4	8S987	STAPLE-----	1
5	5509	BOLT-----	4
6	3B4506	LOCKWASHER-----	11
7	3S5325	DOOR ASSEM.-----	1
8	9M5733	RIVET-----	5
9	1P7217	INLAY-----	1
10	L1351	BOLT-----	7
11	4K3533	WASHER-----	4
12	1P4888	PLATE ASSEM.-----	1
	9F2978	NUT-----	4
	9F6445	NUT-----	2
13	2B2404	CLIP----- (Short)-----	9
14	L2072	CLIP----- (Long)-----	1
15	1P5488	GAUGE----- (Fuel Pressure)-----	1
16	2D9885	FITTING-----	1
	1F1344	NUT-----	1
● 17	9S9405	GROMMET-----5"-----	1

18	1P5487	GAUGE----- (Oil Pressure)-----	1
19	9M2745	INDICATOR----- (Water Temp.)-----	1
20	8H6912	FITTING-----	2
▲ 21	4S8456	TUBE----- (Copper)-----41.41"-----	1
	5K5805	FITTING-----	2
22	5K5804	NUT-----	1
	5K5803	SLEEVE-----	1
▲ 23	4S8381	TUBE----- (Nylon)-----50"-----	1
▲ 24	4S8381	TUBE----- (Nylon)-----53"-----	1
▲ 25	4S8381	TUBE----- (Nylon)-----33"-----	1
26	5B1959	ADAPTER-----	1
	2B5721	GASKET-----	1
27	6H3068	CLIP----- (Short)-----	2
28	8F244	GROMMET-----	7
29	3K6853	FITTING-----	1
	3B6768	BUSHING-----	1
30	4B1330	SCREW-----	4
31	6J450	SHIM-----	4
32	4B4278	WASHER-----	1
33	6H6699	ADAPTER-----	1
34	3D5102	GROMMET-----	6
35	6H5506	CLIP----- (Long)-----	1
16	8M9937	BOLT-----	2
36	8M9936	LOCKWASHER-----	2
	4S6998	INDICATOR-----	1
37	1M3010	FITTING-----	1
38	51617	BOLT-----	2

134414

GAUGES AND INSTRUMENT PANEL (3S2028 N/S)
Serial No. 11K3521 to 11K3773 inclusive



▲ ORDER BY THE FOOT
● ORDER BY THE INCH

C INDICATES CHANGE

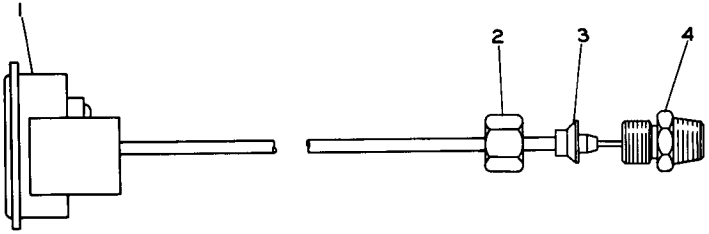
REF. NO.	PART NUMBER	DESCRIPTION	QTY
1	8S971	COVER-----	1
2	1L6377	BUTTON-----	1
3	1P5486	HEAT INDICATOR---(Converter)---	1
C 4	S1617	BOLT-----	4
5	S509	BOLT-----	4
C 6	3B4506	LOCKWASHER-----	10
C 7	1P6886	ADAPTER-----	1
C 8	1P7217	INLAY-----	1
C 9	1L1351	BOLT-----	6
10	4K3533	WASHER-----	4
11	1P4888	PLATE ASSEM.-----	1
12	9F2978	NUT-----	4
13	9F6445	NUT-----	2
14	2B2404	CLIP----- (Short)	9
15	L2072	CLIP----- (Long)	1
16	1P5488	GAUGE----- (Fuel Pressure)	1
17	2D9885	FITTING-----	1
18	1F1344	NUT-----	1
19	9S9405	GROMMET----- 5"	1

18	1P5487	GAUGE----- (Oil Pressure)	1
19	9M2745	INDICATOR----- (Water Temp.)	1
20	8H6912	FITTING-----	2
▲ 21	4S8456	TUBE----- (Copper)----- 41.41"	1
22	5K5805	FITTING-----	2
23	5K5804	NUT-----	1
24	5K5803	SLEEVE-----	1
▲ 25	4S8381	TUBE----- (Nylon)----- 50"	1
▲ 26	4S8381	TUBE----- (Nylon)----- 53"	1
▲ 27	4S8381	TUBE----- (Nylon)----- 33"	1
28	5B1959	ADAPTER-----	1
29	2B5721	GASKET-----	1
30	6H3068	CLIP----- (Short)	2
31	8F244	GROMMET-----	7
32	3K6853	FITTING-----	1
33	3B6768	BUSHING-----	1
34	4B1330	SCREW-----	4
35	6J450	SHIM-----	4
36	4B4278	WASHER-----	1
37	6H6699	ADAPTER-----	1
38	3D5102	GROMMET-----	6
39	6H5506	CLIP----- (Long)	1
40	8M9937	BOLT-----	2
41	3K6116	WASHER-----	2
42	7S687	INDICATOR-----	1
43	1M3010	FITTING-----	1

136142

GAUGES AND INSTRUMENT PANEL (3S2028 N/S)

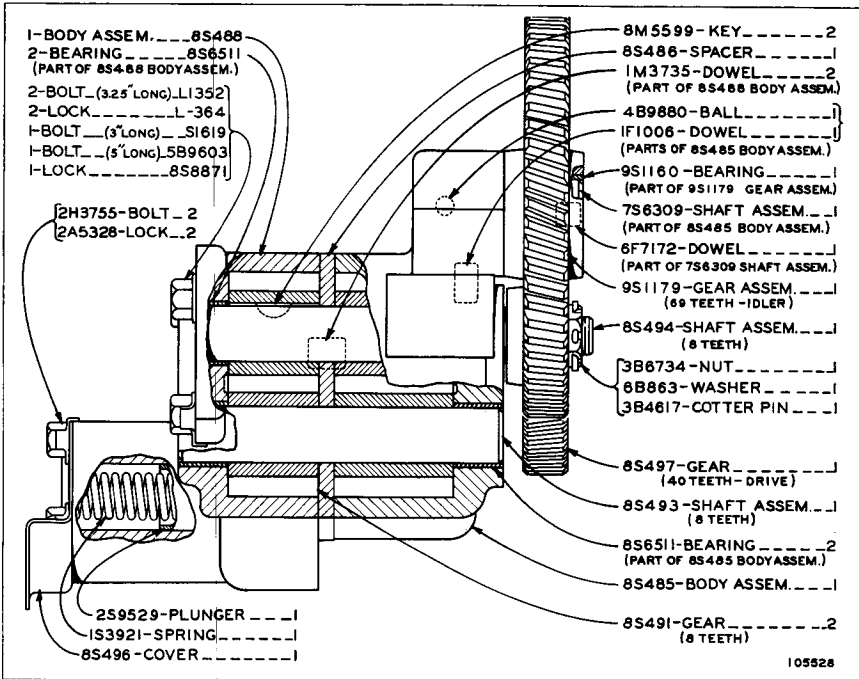
Serial No. 11K3774-Up



REF. NO.	PART NUMBER	DESCRIPTION	QTY
1	3 S 4131	GAUGE---(Water Pressure)-----	1
2	1 P 8563	NUT-----	1
3	1 P 8561	SLEEVE-----	1
4	1 P 8560	CONNECTOR-----	1
	1 P 9132	ELBOW----- (90°)-----	1
		(Not Shown)	

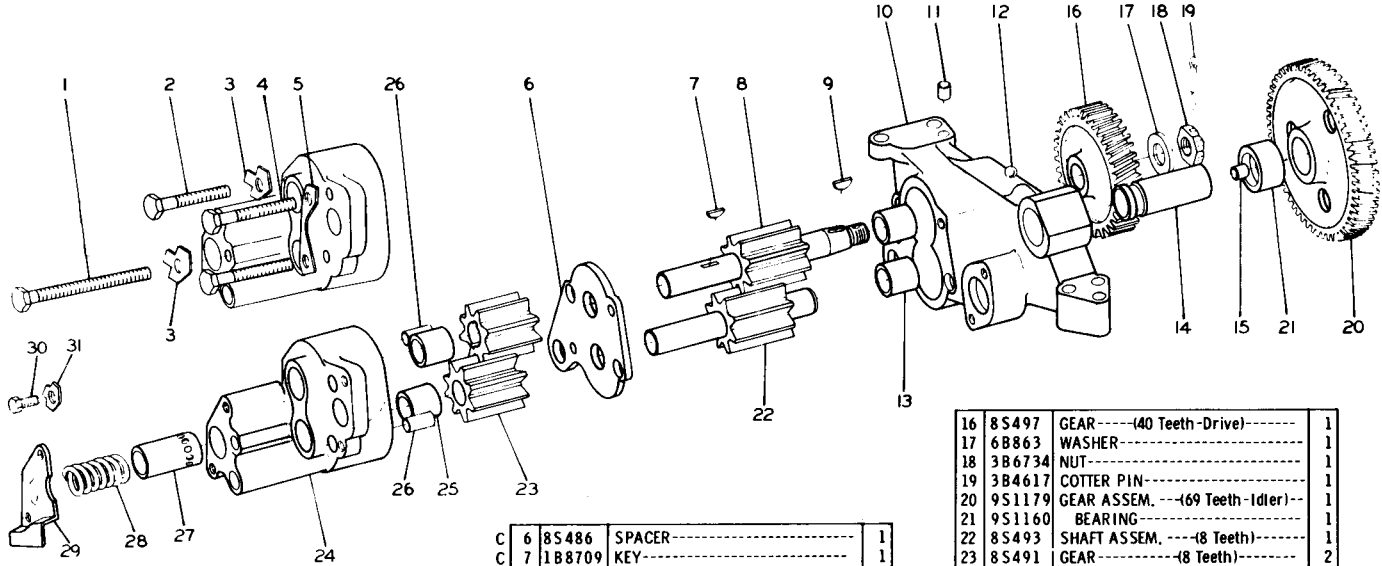
111984

9S2326 WATER PRESSURE GAUGE GROUP—Field Installation



7S9461 GEAR PUMP GROUP
 Serial No. 11K1 to 11K1773 inclusive
 Part of Oil Pump shown on Page 41

7S9461 GEAR PUMP GROUP
 Serial No. 11K1774—Up
 Part of 8S5022 Oil Pump Group shown on Page 41



REF. NO.	PART NUMBER	DESCRIPTION	QTY
1	5B9603	BOLT-----(5" long)-----	1
2	S1619	BOLT-----(3" long)-----	1
3	L364	LOCK-----	2
4	L1352	BOLT----- (3.25" long)-----	2
5	8S8871	LOCK-----	1

C	6	8S486	SPACER-----	1
C	7	1B8709	KEY-----	1
	8	9S3040	SHAFT ASSEM. --- (8 Teeth)---	1
C	9	8M5599	KEY-----	1
	10	8S485	BODY ASSEM.-----	1
	11	1F1006	DOWEL-----	1
	12	4B9880	BALL-----	1
	13	8S6511	BEARING-----	2
	14	7S6309	SHAFT ASSEM.-----	1
	15	6F7172	DOWEL-----	1

16	8S497	GEAR----(40 Teeth-Drive)-----	1
17	6B863	WASHER-----	1
18	3B6734	NUT-----	1
19	3B4617	COTTER PIN-----	1
20	9S1179	GEAR ASSEM. -- (69 Teeth-Idler)--	1
21	9S1160	BEARING-----	1
22	8S493	SHAFT ASSEM. --- (8 Teeth)---	1
23	8S491	GEAR----(8 Teeth)-----	2
24	8S488	BODY ASSEM.-----	1
25	8S6511	BEARING-----	2
26	1M3735	DOWEL-----	2
27	2S9529	PLUNGER-----	1
28	1S3921	SPRING-----	1
29	8S496	COVER-----	1
30	2H3755	COVER-----	2
31	2A5328	LOCK-----	2

C INDICATES CHANGE

205667

REF. NO.	PART NUMBER	DESCRIPTION	QTY
1	T102	BOLT-----	1
2	L364	LOCK-----	1
2	S1590	BOLT-----	4
3	6H4208	LOCK-----	1

4	7S9461	GEAR PUMP-----	1
		(Separate Illustration)	
5	7H1861	LOCK-----	2
6	1A2029	BOLT-----	2
7	T329	LOCK-----	1
8	8M904	GASKET-----	1
9	8S8874	LOCK-----	1
10	S1594	BOLT-----	2
C 11	2P2221	ELBOW ASSEM.-----	1
C 12	4B3938	PLUG-----	2
13	7H1796	GASKET-----	1
14	8S5015	BELL ASSEM.-----	1

C INDICATES CHANGE

115887

OIL PUMP (8S5022 N/S)

7S9461 Pump parts are shown on Pages 40F and 40G

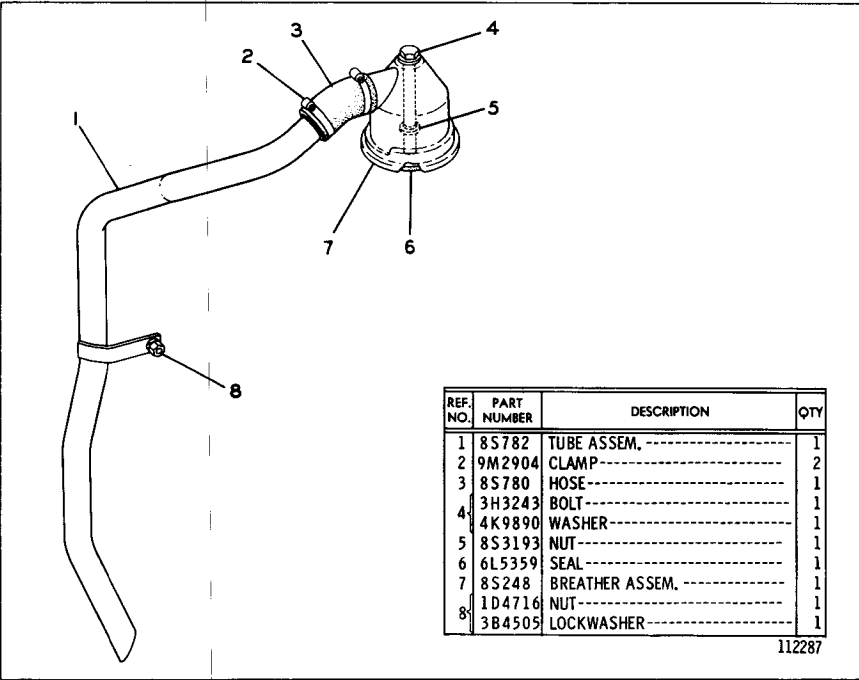
REF. NO.	PART NUMBER	DESCRIPTION	QTY
1	5S6051	GASKET-----	1
2	5S6395	BONNET-----	1
3	5B213	BOLT-----	3
4	3B4506	LOCKWASHER-----	14
5	3J5390	PLUG-----	1
6	5M4741	GASKET-----	2
7	S-1588	BOLT-----	8
8	5S6807	CORE ASSEM.-----	1
9	5S7163	BONNET-----	1
10	S-1594	BOLT-----	1
11	2H8829	PLUG-----	1
12	6F7062	GASKET-----	1
13	3B1915	BOLT-----	2
14	5S6396	BRACKET-----	1
	1M9390	GASKET-----	1

102142

TORQUE CONVERTER OIL COOLER (5S6439 N/S)

Serial No. 11K1 to 11K953, 11K955 to 11K959, 11K972 and 11K975 inclusive

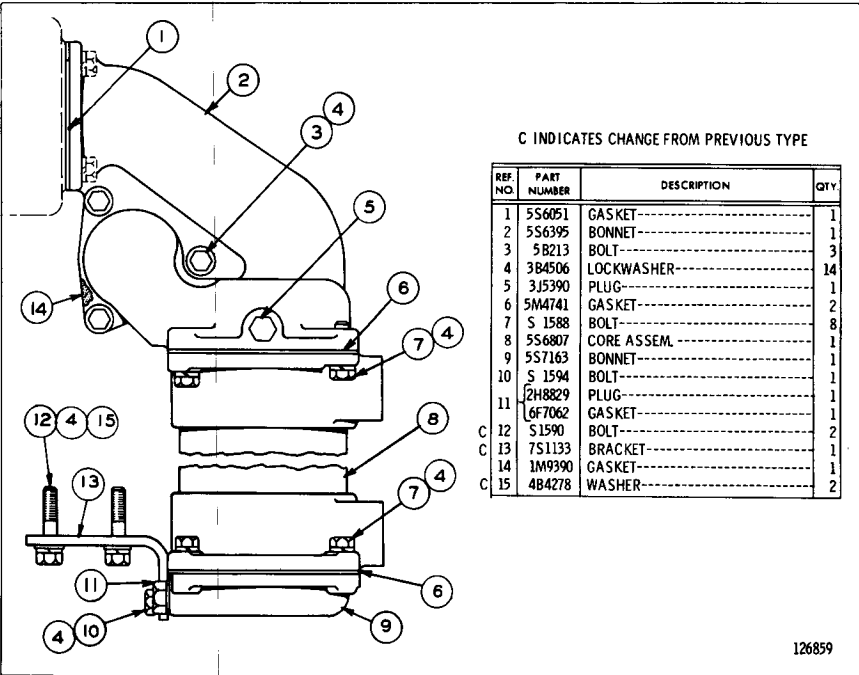
CATERPILLAR 977K TRAXCAVATOR



REF. NO.	PART NUMBER	DESCRIPTION	QTY
1	8S782	TUBE ASSEM.-----	1
2	9M2904	CLAMP-----	2
3	8S780	HOSE-----	1
4	3H3243	BOLT-----	1
4	4K9890	WASHER-----	1
5	8S3193	NUT-----	1
6	6L5359	SEAL-----	1
7	8S248	BREATHER ASSEM.-----	1
8	1D4716	NUT-----	1
	3B4505	LOCKWASHER-----	1

112287

BREATHER AND FUMES DISPOSAL (5S6437 N/S)

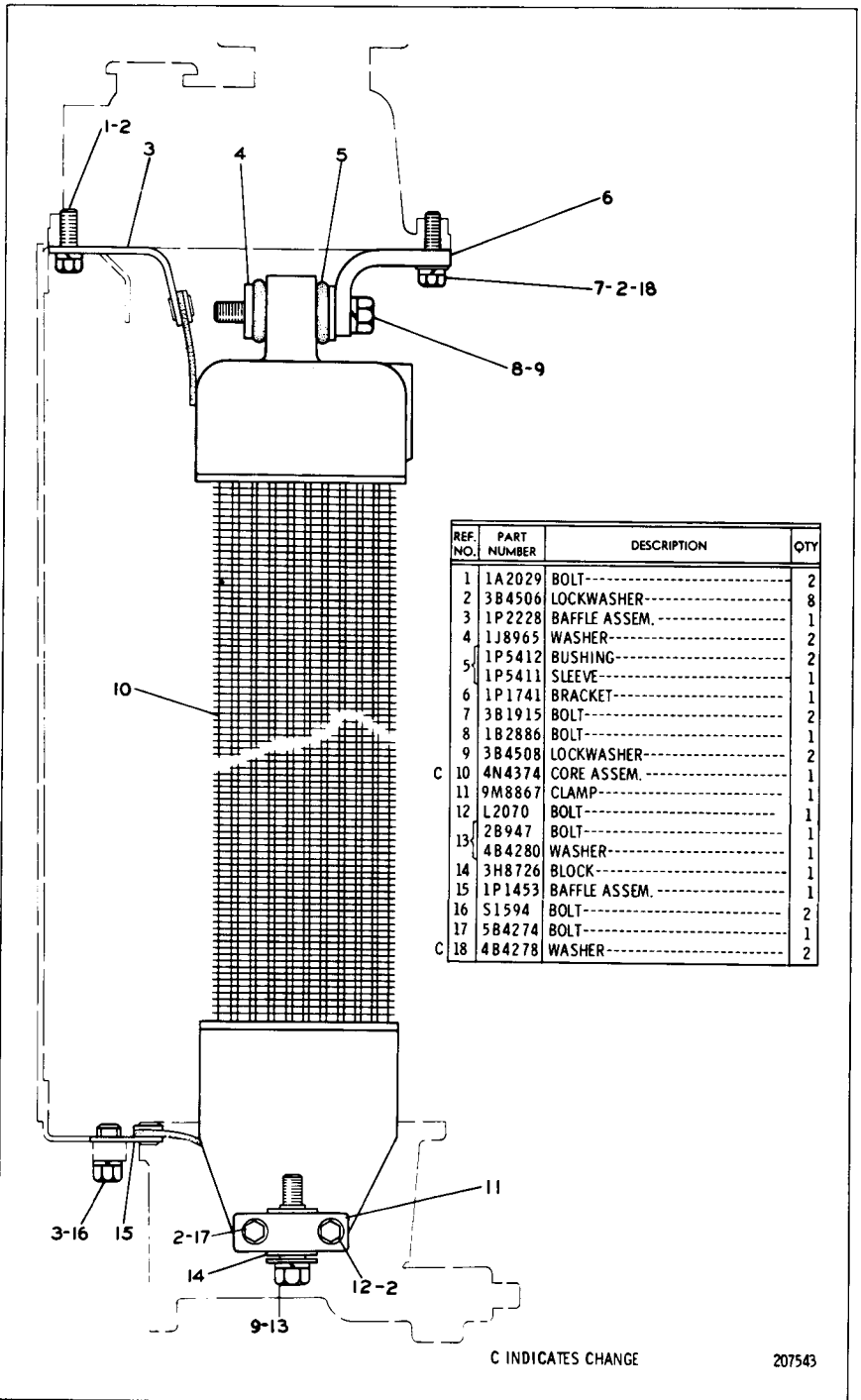


C INDICATES CHANGE FROM PREVIOUS TYPE

REF. NO.	PART NUMBER	DESCRIPTION	QTY
1	5S6051	GASKET-----	1
2	5S6395	BONNET-----	1
3	5B213	BOLT-----	3
4	3B4506	LOCKWASHER-----	14
5	3J5390	PLUG-----	1
6	5M4741	GASKET-----	2
7	S 1588	BOLT-----	8
8	5S6807	CORE ASSEM.-----	1
9	5S7163	BONNET-----	1
10	S 1594	BOLT-----	1
11	2H8829	PLUG-----	1
	6F7062	GASKET-----	1
C 12	S1590	BOLT-----	2
C 13	7S1133	BRACKET-----	1
14	1M9390	GASKET-----	1
C 15	4B4278	WASHER-----	2

126859

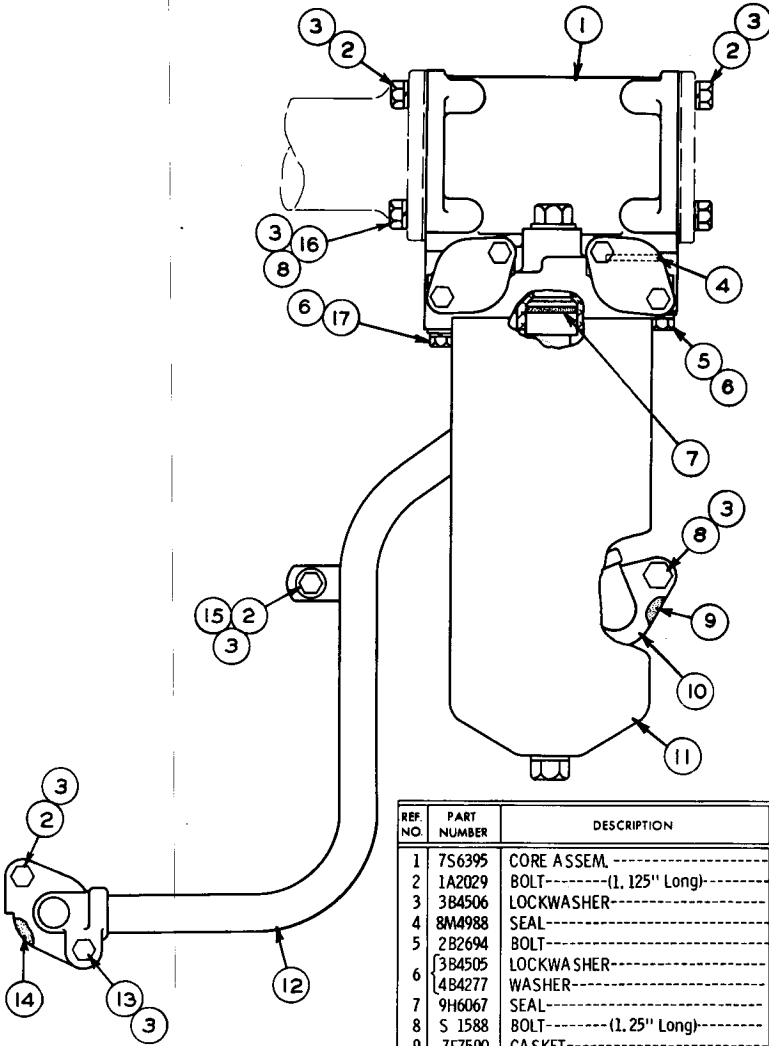
TORQUE CONVERTER OIL COOLER (5S6439 N/S)
 Serial No. 11K954, 11K960 to 11K971, 11K973, 11K974
 and 11K976 to 11K3219 inclusive



C INDICATES CHANGE

207543

1P2444 TORQUE CONVERTER AND HYDRAULIC OIL COOLER GROUP
Serial No. 11K3220—Up



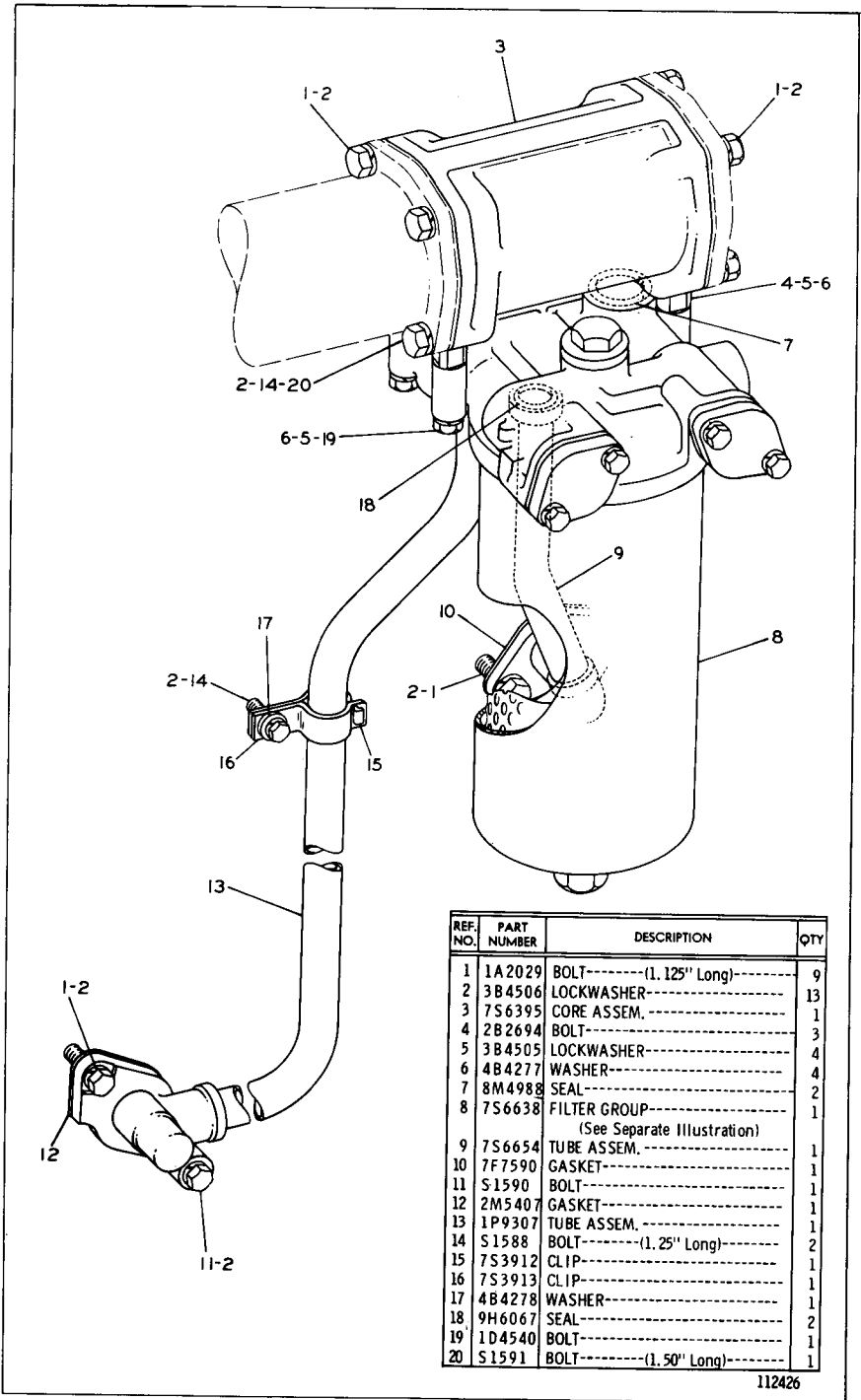
REF. NO.	PART NUMBER	DESCRIPTION	QTY.
1	7S6395	CORE ASSEM. -----	1
2	1A2029	BOLT----- (1.125" Long)-----	8
3	3B4506	LOCKWASHER-----	13
4	8M4988	SEAL-----	2
5	2B2694	BOLT-----	3
6	3B4505	LOCKWASHER-----	4
6	4B4277	WASHER-----	4
7	9H6067	SEAL-----	2
8	S 1588	BOLT----- (1.25" Long)-----	3
9	7F7590	GASKET-----	1
10	7S6654	TUBE ASSEM. -----	1
11	7S6638	FILTER ASSEM. ----- (See Separate Illustration)	1
12	8S7657	TUBE ASSEM. -----	1
13	S 1590	BOLT-----	1
14	2M5407	GASKET-----	1
15	4B4278	WASHER-----	1
16	S1591	BOLT----- (1.50" Long)-----	1
17	1D4540	BOLT-----	1

104326

OIL FILTER, OIL COOLER AND LINES (5S7252 N/S)

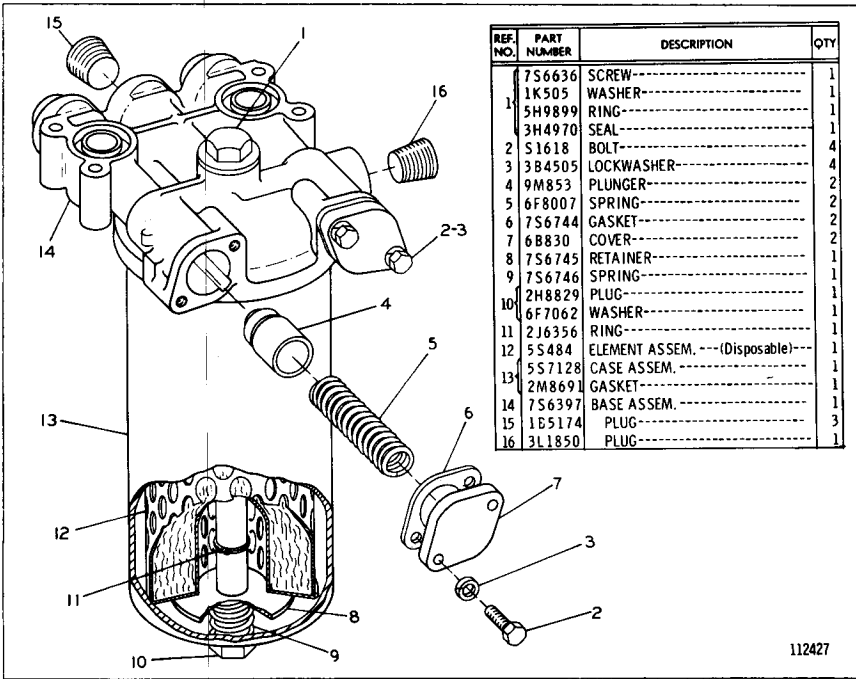
Serial No. 11K1 to 11K3220 inclusive

7S6638 Oil Filter parts are shown on page 44



112426

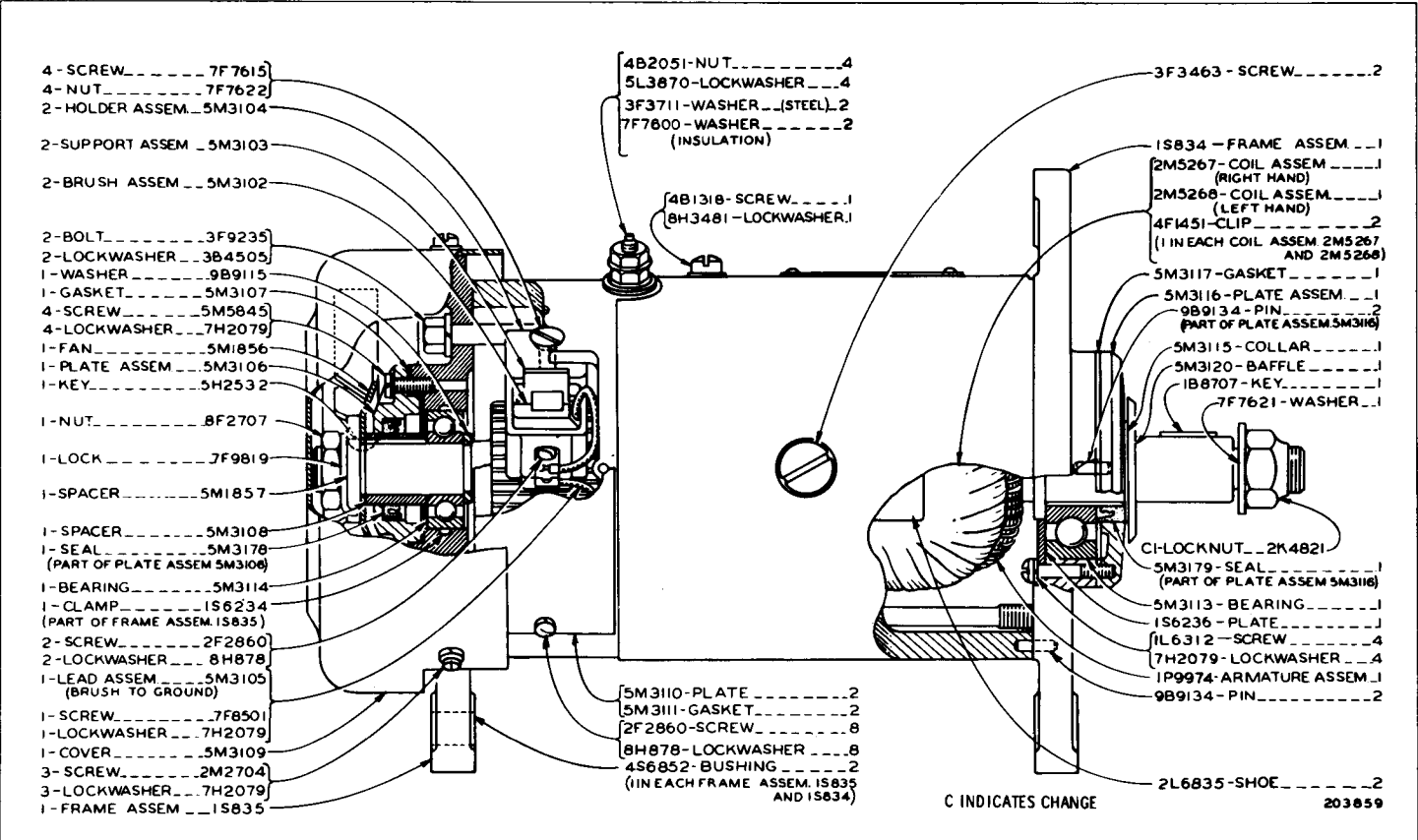
OIL FILTER, OIL COOLER AND LINES (5S7252 N/S)
 Serial No. 11K3221-Up
 7S6638 Filter parts are shown on Page 44



7S6638 OIL FILTER ASSEMBLY

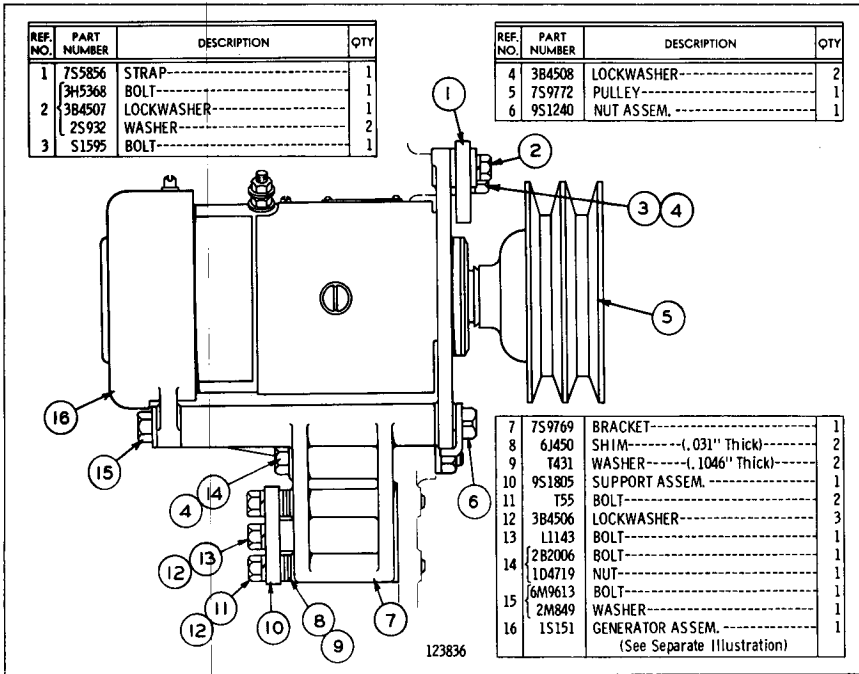
Part of Oil Filter, Oil Cooler and Lines shown on Pages 42B & 43

1S151 GENERATOR ASSEMBLY—24 Volt, 15 Ampere
 Part of 8S891 Generator Group shown on Pages 46 and 46A



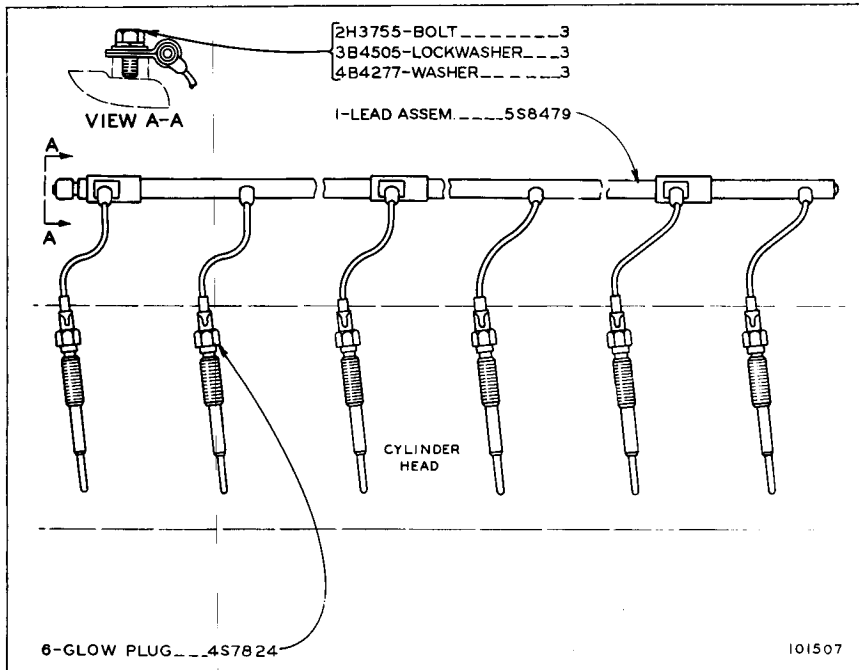
C INDICATES CHANGE

DIESEL ENGINE

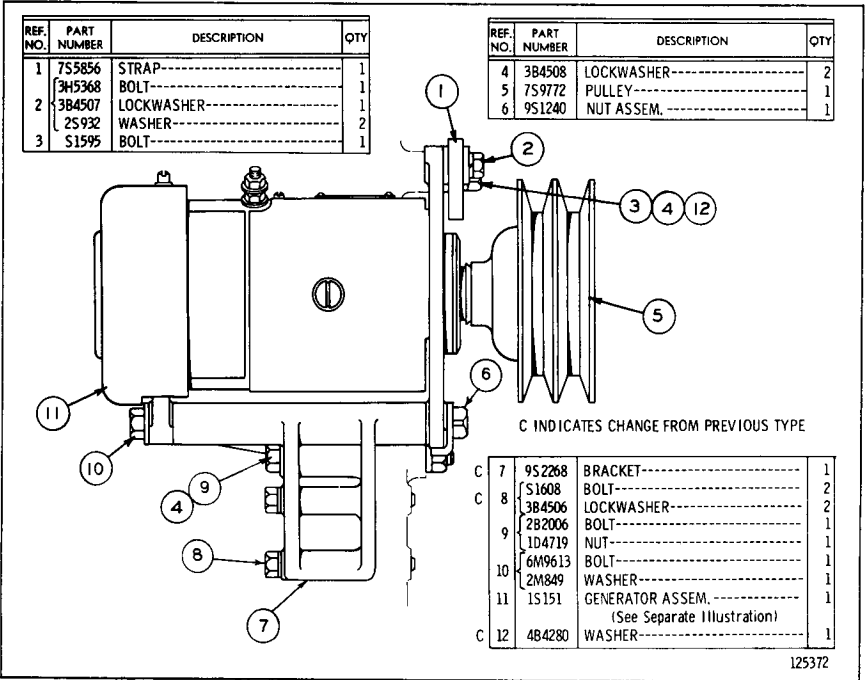


GENERATOR—24 Volt, 15 Ampere
Serial No. 11K1 to 11K1295 inclusive

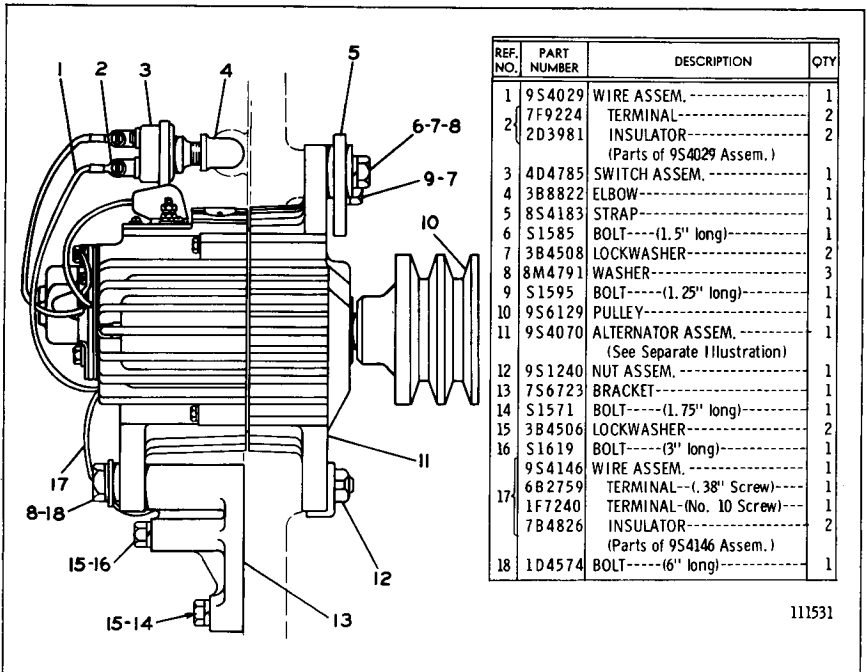
1S151 Generator parts are shown on Page 45. Refer also to Page 121 for special parts



GLOW PLUG & WIRING—24 Volt



GENERATOR (8S891 N/S)—24 Volt, 15 Ampere
 Serial No. 11K1296 to 11K3219 inclusive. 1S151 Generator parts are shown on Page 45. Refer also to Page 121 for special parts



ALTERNATOR (8S5152 N/S)—24 Volt, 19 Ampere
 Effective with Serial No. 11K3220
 9S4070 Alternator parts are shown on Page 46B

REF. NO.	PART NUMBER	DESCRIPTION	QTY
1	9S4029	WIRE ASSEM.-----	1
2	7F9224	TERMINAL-----	2
	2D3981	INSULATOR-----	2
		(Parts of 9S4029 Assem.)	
3	4D4785	SWITCH ASSEM.-----	1
4	3B8822	ELBOW-----	1
5	8S4183	STRAP-----	1
6	S1585	BOLT-----(1.5" long)---	1
7	3B4508	LOCKWASHER-----	2
8	8M4791	WASHER-----	3
9	S1595	BOLT-----(1.25" long)---	1
10	5S9080	PULLEY-----	1
11	9S4070	ALTERNATOR ASSEM.-----	1
		(See Separate Illustration)	
12	9S1240	NUT ASSEM.-----	1
13	7S6723	BRACKET-----	1
14	S1571	BOLT-----(1.75" long)---	1
15	3B4506	LOCKWASHER-----	2
16	S1619	BOLT-----(3" long)-----	1
	9S4146	WIRE ASSEM.-----	1
17	6B2759	TERMINAL--(.38" Screw)---	1
	1F7240	TERMINAL--(No. 10 Screw)---	1
	7B4826	INSULATOR-----	2
		(Parts of 9S4146 Assem.)	
18	1D4574	BOLT-----(6" long)-----	1
19	7M185	VEE BELT SET-----(2 Belts)---	1
	GMG0067	FORM-----(Conversion Instr.)---	1

136852

**1P7773 ALTERNATOR GROUP-24 Volt, 19 Ampere-Type 1
FIELD INSTALLATION**

Serial No. 11K1 to 11K3219 inclusive
9S4070 Alternator parts are shown on Page 46B

C INDICATES CHANGE

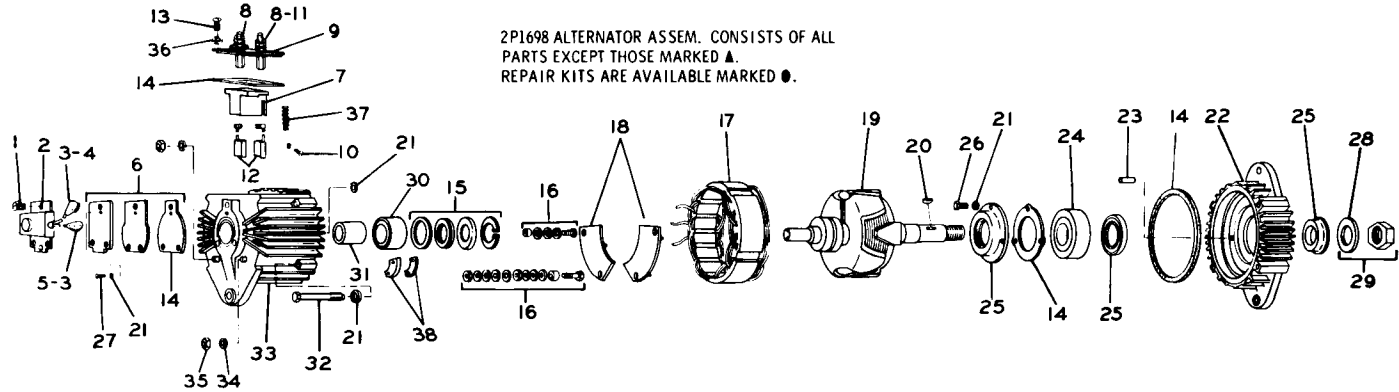
REF. NO.	PART NUMBER	DESCRIPTION	QTY
1	4D674	WIRE ASSEM.-----	1
2	6B2759	TERMINAL-----	1
3	7B4826	INSULATOR-----	2
4	1F7240	TERMINAL-----	1
5	8S4183	STRAP-----	1
6	S1585	BOLT-----(1.5" Long)---	2
7	3B4508	LOCKWASHER-----	1
8	8M4791	WASHER-----	3
9	S1595	BOLT-----(1.25" Long)---	1
10	5S9080	PULLEY-----	1
11	2P1204	ALTERNATOR GROUP-----	1
		(See Separate Illustration)	
12	9S1240	NUT ASSEM.-----	1
13	7S6723	BRACKET-----	1
14	S1571	BOLT-----(1.75" Long)---	1
15	3B4506	LOCKWASHER-----	2
16	S1619	BOLT-----(3" Long)-----	1
17	2L8071	TERMINAL-----	1
18	1D4574	BOLT-----(6" Long)-----	1
19	7M185	VEE BELT SET-----(2 Belts)---	1
	GMG0067	FORM-----(Conversion Instr.)---	1

136853

**1P7773 ALTERNATOR GROUP-24 Volt, 19 Ampere-Type 2
FIELD INSTALLATION**

Serial No. 11K1 to 11K3219 inclusive

2P1204 ALTERNATOR GROUP—24 Volt, 19 Ampere
 Serial No. 11K1 to 11K3219 inclusive
 Part of 1P7773 Alternator Group shown on Page 46A-1



REF NO.	PART NUMBER	DESCRIPTION	QTY
	1 310243	SCREW	3
C▲	6N3821	REGULATOR ASSEM.	1
2	3K6234	SCREW	1
	4B4863	WASHER	1
3	98708	BOOT	2
4	2L8076	TERMINAL	1
5	2L8077	TERMINAL	1
●	1P1091	KIT-(Reg. Mounting Plate & Gasket)	1
7	1P1145	HOLDER ASSEM.	1
	1P1137	HOLDER	1
8	4B2049	NUT	4
	3B4502	LOCKWASHER	4
9	1P1138	FIELD TERMINAL & PLATE ASSEM.	1
10	5S4245	SCREW	2
	6B4542	LOCKWASHER	2
11	4B4274	WASHER	1

●	12	1P1130	KIT------(2 Brushes)-----	1
	13	324000	SCREW	4
●	14	2P1714	KIT------(4 Gaskets)-----	1
●	15	1P1080	KIT------(Retainer and Seals)-----	1
C●	16	6N6717	KIT----- (Insulator) (Terminal Stud)	1
	17	2P1709	RECTIFIER & STATOR ASSEM.	1
		2P1719	PLATE & RECTIFIER ASSEM. (Positive)	1
	18	2P1720	PLATE & RECTIFIER ASSEM. (Negative)	1
C	19	6N1226	ROTOR ASSEM.	1
	20	1B8705	KEY	1
	21	3B4502	LOCKWASHER	10
C	22	6N5255	HEAD ASSEM.	1
	23	6D9953	PIN	2
C	24	1B5387	BEARING	1

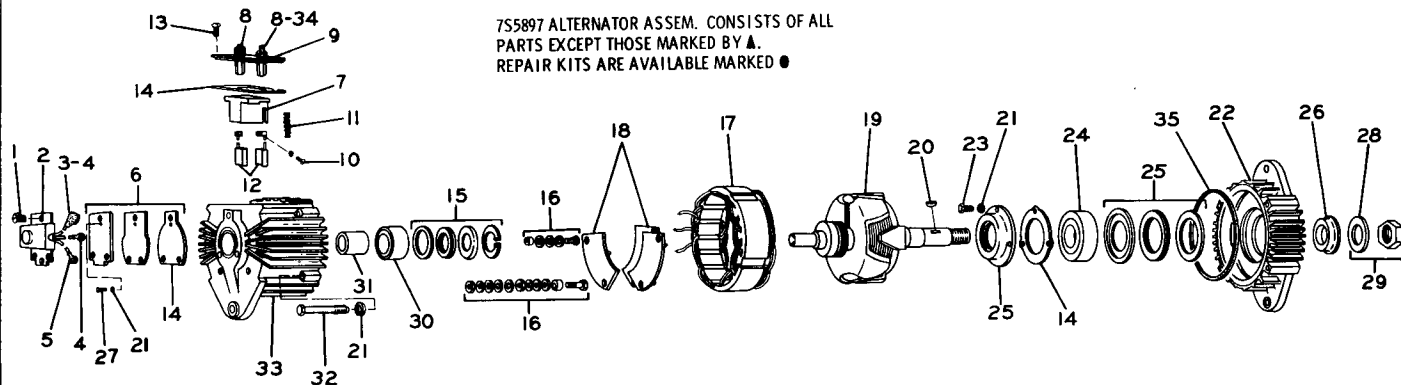
GMG00844-FORM(Alternator Installation)-1

●	25	2P1713	KIT------(Retainer and Seal)----- (Retainer, Seal, Spacer, Washer)	1
	26	172311	SCREW	3
	27	9M5520	SCREW	1
	28	3B4511	LOCKWASHER	1
●	29	1P1131	KIT-(Shaft Parts-Nut & Lockwasher)	1
	30	2L611	BEARING	1
	31	1P1134	RACE	1
C●	32	6N5257	KIT--- (frame screw-12 bolts) ---	1
C	33	6N5254	HEAD ASSEM.	1
	34	3B4507	LOCKWASHER-11mm(.437 in.)) D.	2
		3B4504	LOCKWASHER-6.35mm(.25 in.)) D.	2
	35	1D4718	NUT-----11mm(.437 in.)) D.	2
		9M1311	NUT-----6.35mm(.25 in.)) D.	2
	36	2H6139	LOCKWASHER	4
●	37	1P1088	KIT------(2 Brush Springs)-----	1
C	38	2P6261	INSULATOR	2

C INDICATES CHANGE

207038

7S5897 ALTERNATOR ASSEM. CONSISTS OF ALL PARTS EXCEPT THOSE MARKED BY ▲. REPAIR KITS ARE AVAILABLE MARKED ●



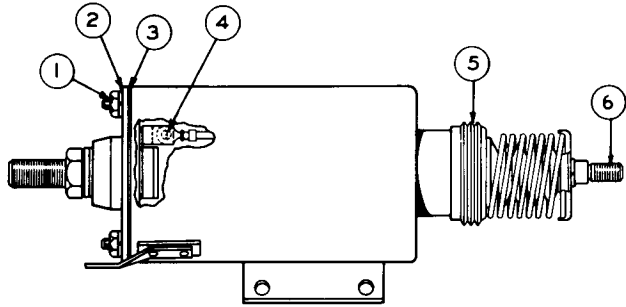
REF. NO.	PART NUMBER	DESCRIPTION	QTY
1	1P1135	SCREW-----	3
▲	9S2329	REGULATOR ASSEM.-----	1
2	3K6234	SCREW-----	1
	4B4863	WASHER-----	1
3	7S7182	BOOT-----	1
4	2L8076	TERMINAL-----	2
5	2L8077	TERMINAL-----	1
●	1P1091	KIT (Reg. Mounting Plate & Gasket)	1
	1P1145	HOLDER ASSEM.-----	1
7	1P1137	HOLDER-----	1
	4B2049	NUT-----	3
8	3B4502	LOCKWASHER-----	3
9	1P1138	FIELD TERMINAL & PLATE ASSEM	1
	5S4245	SCREW-----	2
10	6B4542	LOCKWASHER-----	2

●	11	1P1088	KIT----- (2 Brush Springs)-----	1
	12	1P1130	KIT----- (2 Brushes)-----	1
	13	5H8548	SCREW ASSEM.-----	4
	14	1P1090	KIT----- (3 Gaskets)-----	1
	15	1P1080	KIT----- (Retainer and Seals)-----	1
●	16	2P5111	KIT----- (Terminal Stud and Hardware)	1
	17	1P1078	RECTIFIER & STATOR ASSEM.-----	1
		1P1076	PLATE & RECTIFIER ASSEM.----- (Positive)	1
	18	1P1077	PLATE & RECTIFIER ASSEM.----- (Negative)	1
		2P6262	INSULATOR-----	1
	19	1P1185	ROTOR ASSEM.-----	1
	20	1B8705	KEY-----	1
	21	3B4502	LOCKWASHER-----	8

	22	1P1223	HEAD ASSEM.-----	1
		6D9953	PIN-----	1
	23	5M6755	SCREW-----	3
	24	1B5387	BEARING-----	1
●	25	1P1084	KIT----- (Retainer and Seal)----- (Seal and 3 Retainers)	1
	26	1P1082	SPACER-----	1
	27	5H6467	SCREW-----	1
	28	3B4511	LOCKWASHER-----	1
●	29	1P1131	KIT (Shaft Parts-Nut & Lockwasher)	1
	30	2L611	BEARING-----	1
	31	1P1134	RACE-----	1
●	32	1P1086	KIT----- (Frame Screw-4 Screws)---	1
	33	1P1079	HEAD ASSEM.-----	1
	34	4B4274	WASHER-----	1
	35	2P2232	GASKET-----	1

137941

9S4070 ALTERNATOR ASSEMBLY—24 Volt, 19 Ampere
Part of Alternator and 1P7773 Alternator Group shown on Pages 46A and 46A-1



REF. NO.	PART NUMBER	DESCRIPTION	QTY.
C 1	9M7657	NUT-----	4
2	8S8023	COVER ASSEM.-----	1
3	8S8024	GASKET----- (Part of 8S8023 Cover Assem.)	1
4	9B7235	SCREW-----	1
	9M7233	LOCKWASHER-----	1
5	8S1528	BOOT-----	1
6	8S8021	CORE ASSEM.-----	1

The following Repair Kits are available:
 8S1524-KIT------(Terminal Stud-Battery)-----1
 8S1525-KIT------(Terminal Stud-Motor)-----1
 9S8688-KIT------(Core-Contact End)-----1
 8S1527-KIT------(Core-Yoke End)-----1

C INDICATES CHANGE

115899

9S7976 SOLENOID ASSEMBLY—24 Volt
 Serial No. 11K3442, 3446, 3447, 3451, 3454 to 3457, 3459 to 3878,
 3880 to 3883, 3887, 3891 & 11K3895 inclusive. Part of 1P7839
 Electric Starting Motor Group shown on Page 48F

REF. NO.	PART NUMBER	DESCRIPTION	QTY.
1	1P7838	MOTOR-----	1
		-OR-	
	1P7839	MOTOR----- (See Separate Illustration)	1

2	8S2332	BOLT-----	3
3	3B4510	LOCKWASHER-----	3
4	4H7869	GASKET-----	1
5	9F4337	WIRE ASSEM.-----	1
6	7F8032	TERMINAL------(Ground)	1
7	9F5509	INSULATOR-----	2
8	9F3068	TERMINAL-----	1

113238

7S3622 STARTING MOTOR GROUP—24 Volt
 Serial No. 11K3442, 3446, 3447, 3451, 3454 to 3457, 3459 to 3878,
 3880 to 3883, 3887, 3891 and 11K3895 inclusive. 1P7839 & 1P7838 Motor
 parts are shown on Pages 48F through 49. Refer also to Page 121 for special parts

REF. NO.	PART NUMBER	DESCRIPTION	QTY
1	4M1816	TERMINAL ASSEM.-----	1
	4M1834	PLATE-----	1
2	7F4907	STRIP-----	1
3	3H3681	NUT-----	2
4	3B4508	LOCKWASHER-----	2
5	3H3680	NUT-----	4
6	7F4909	WASHER-----	2
7	4M1836	INSULATOR-----	2
8	4M1837	BUSHING-----	2
9	7F4906	STUD----- (R. H.)-----	1
	4M1835	STUD----- (L. H.)-----	1
10	4M2800	TERMINAL-----	1

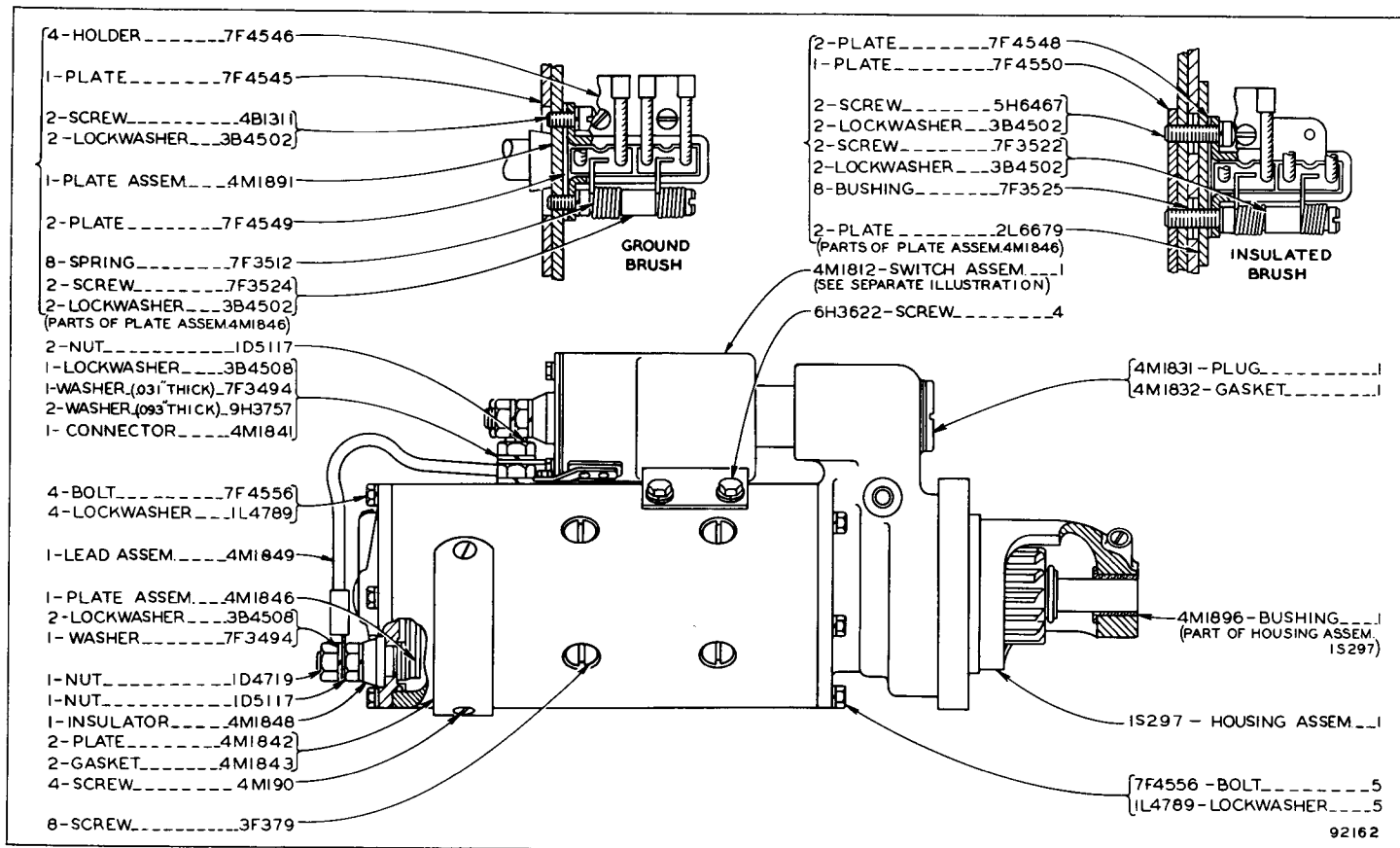
11	9S4490	GASKET-----	1
12	4M5274	SCREW-----	1
13	1P3879	LEAD ASSEM.-----	1
14	4M3217	SCREW-----	2
15	4M1814	CONTACT ASSEM.-----	1
16	4M1813	CASE ASSEM.-----	1
17	1F73	CLIP-----	2
18	4M1815	SPRING-----	1
	9M7657	NUT-----	4
19		-OR-	
	9S4489	SCREW ASSEM.-----	4

115620

4M1812 SOLENOID SWITCH ASSEMBLY
 Part of 9M1662P7838 AND 8S3961 Starting Motors shown on
 Pages 48, 48B, 48D, 48H and 123

103857

7S3622 STARTING MOTOR GROUP—24 Volt
 Serial No. 11K1 to 3441, 3443 to 3445, 3448 to 3450, 3452, 3453, 3458,
 3879, 3884 to 3886, 3888 to 3890, 3892 to 3894 and 11K3896-Up
 9M1662 Motor parts are shown on Pages 48 through 48E
 Refer also to Page 121 for special parts

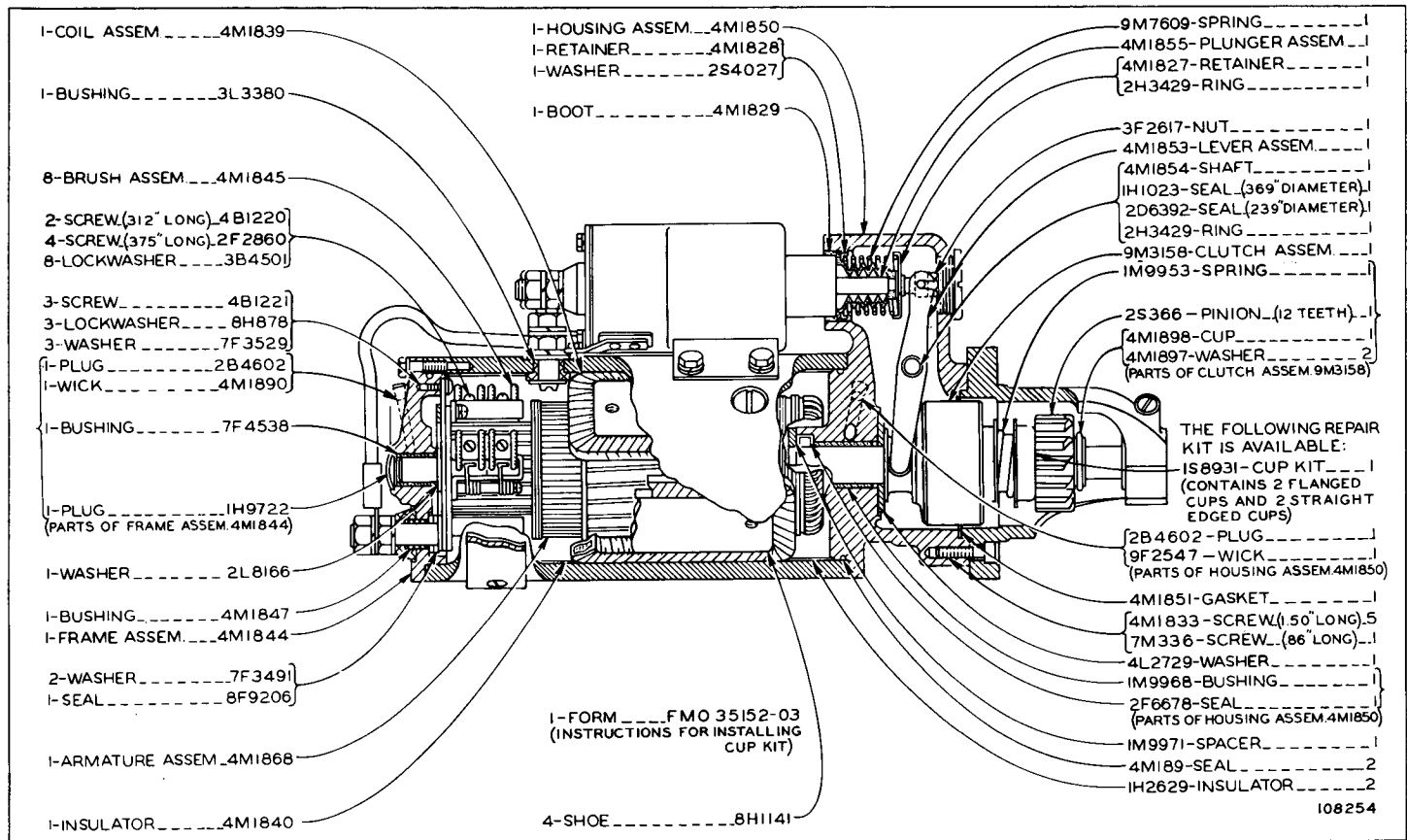


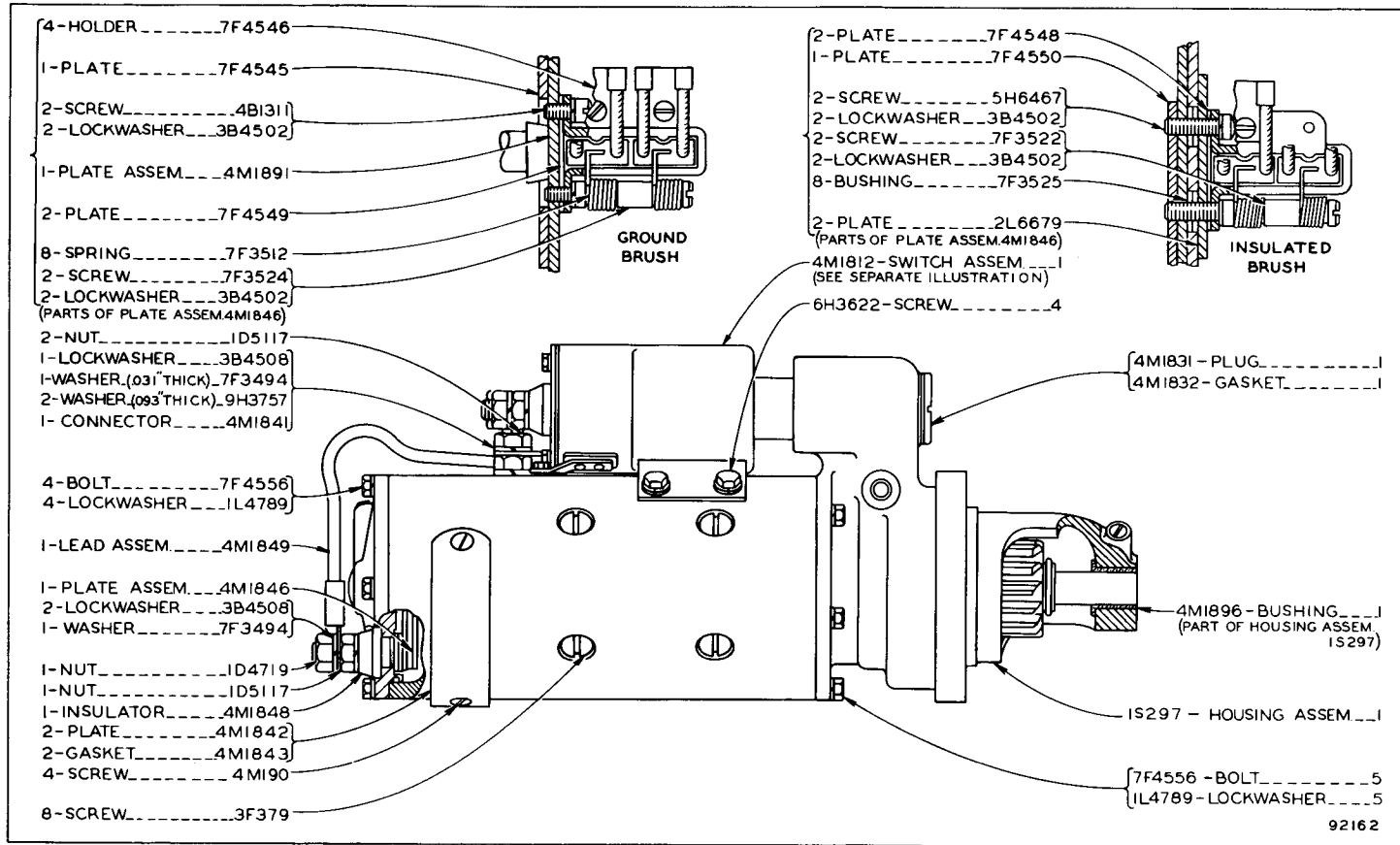
9M1662 ELECTRIC STARTING MOTOR ASSEMBLY—24 Volt—Part 1

Serial No. 11K1 to 11K413 inclusive. Part of 7S3622 Starting Motor Group shown on Page 47

4M1812 Switch parts are shown on Page 47

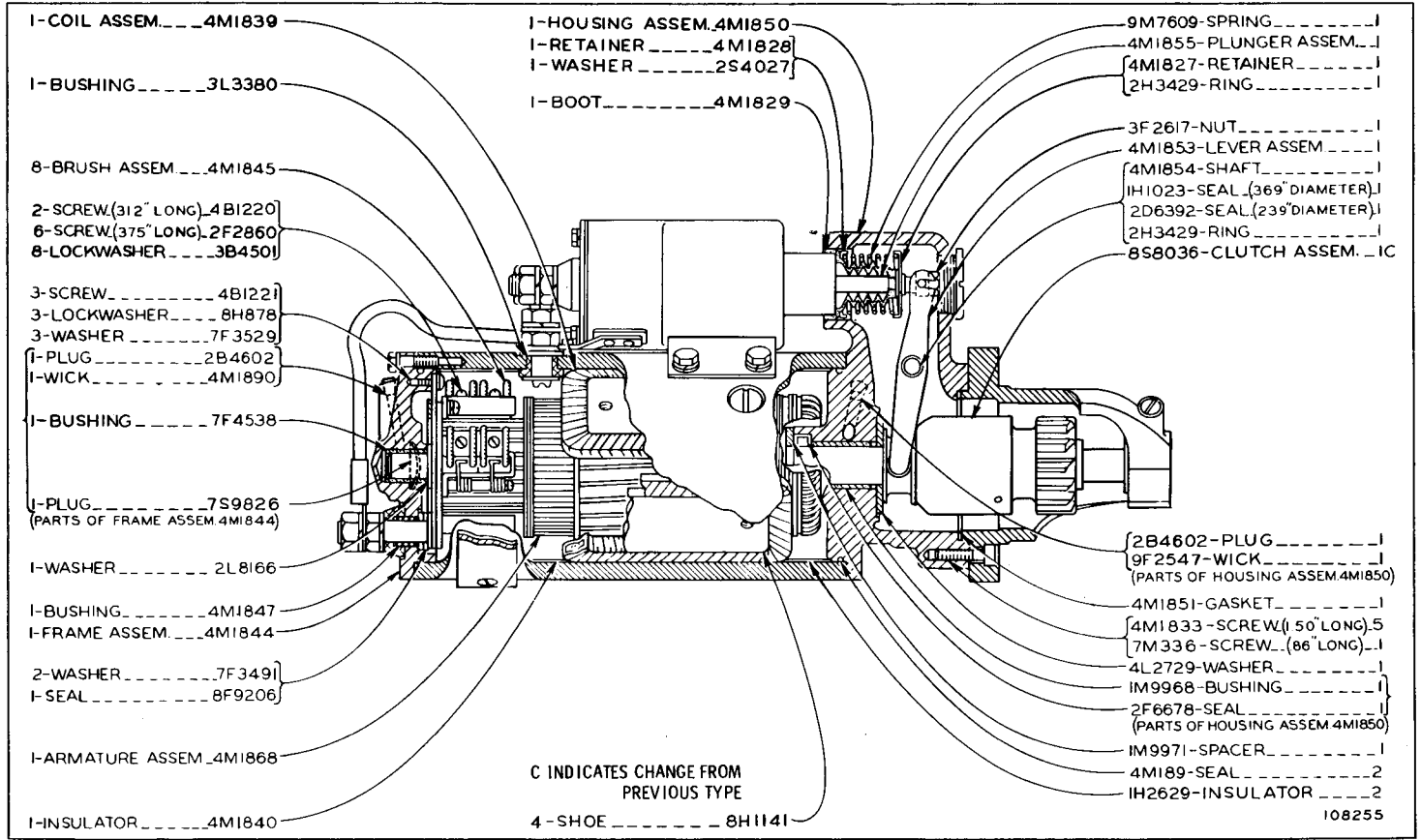
9M1662 ELECTRIC STARTING MOTOR ASSEMBLY—24 Volt—Part 2
 Serial No. 11K1 to 11K413 inclusive. Part of 7S3622 Starting Motor Group shown on Page 47





9M1662 ELECTRIC STARTING MOTOR ASSEMBLY—24 Volt—Part 1
 Serial No. 11K414 to 11K2180 inclusive. Part of 7S3622 Starting Motor Group shown on
 Page 47. 4M1812 Switch parts are shown on Page 47

9M1662 ELECTRIC STARTING MOTOR ASSEMBLY—24 Volt—Part 2
 Serial No. 11K414 to 11K2180 inclusive. Part of 7S3622 Starting Motor
 Group shown on Page 47



- 1-COIL ASSEM. ___ 4M1839
- 1-BUSHING ___ 3L3380
- 8-BRUSH ASSEM. ___ 4M1845
- 2-SCREW (312" LONG) ___ 4B1220
- 6-SCREW (375" LONG) ___ 2F2860
- 6-LOCKWASHER ___ 3B4501
- 3-SCREW ___ 4B1221
- 3-LOCKWASHER ___ 8H878
- 3-WASHER ___ 7F3529
- 1-PLUG ___ 2B4602
- 1-WICK ___ 4M1890
- 1-BUSHING ___ 7F4538
- 1-PLUG ___ 7S9826
(PARTS OF FRAME ASSEM 4M1844)
- 1-WASHER ___ 2L8166
- 1-BUSHING ___ 4M1847
- 1-FRAME ASSEM. ___ 4M1844
- 2-WASHER ___ 7F3491
- 1-SEAL ___ 8F9206
- 1-ARMATURE ASSEM. ___ 4M1868
- 1-INSULATOR ___ 4M1840

- 1-HOUSING ASSEM. ___ 4M1850
- 1-RETAINER ___ 4M1828
- 1-WASHER ___ 2S4027
- 1-BOOT ___ 4M1829

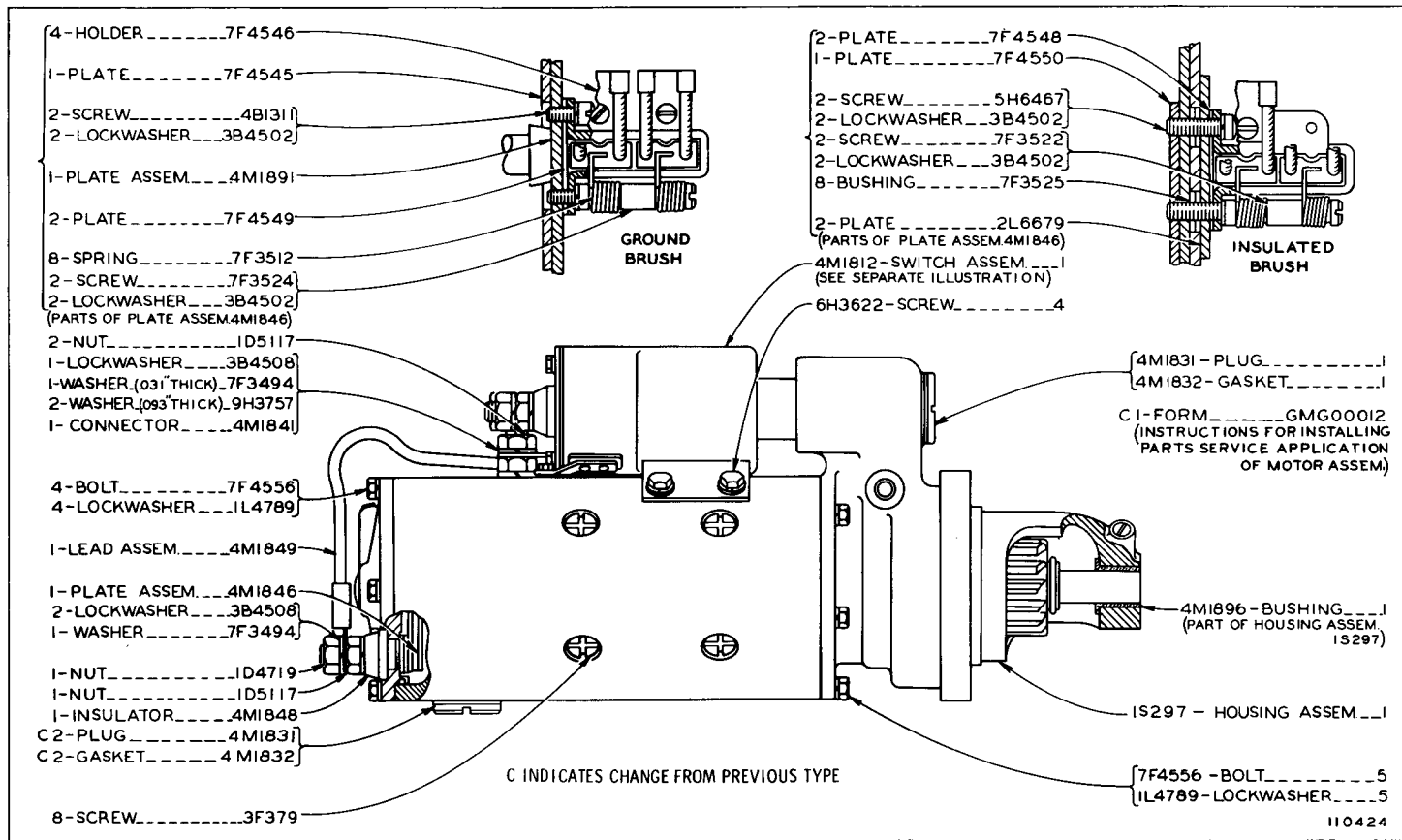
- 9M7609-SPRING ___ 1
- 4M1855-PLUNGER ASSEM. ___ 1
- 4M1827-RETAINER ___ 1
- 2H3429-RING ___ 1
- 3F2617-NUT ___ 1
- 4M1853-LEVER ASSEM. ___ 1
- 4M1854-SHAFT ___ 1
- 1H1023-SEAL (.369" DIAMETER) ___ 1
- 2D6392-SEAL (.239" DIAMETER) ___ 1
- 2H3429-RING ___ 1
- 8S8036-CLUTCH ASSEM. ___ 1C
- 2B4602-PLUG ___ 1
- 9F2547-WICK ___ 1
(PARTS OF HOUSING ASSEM 4M1850)
- 4M1851-GASKET ___ 1
- 4M1833-SCREW (.150" LONG) ___ 5
- 7M336-SCREW (.86" LONG) ___ 1
- 4L2729-WASHER ___ 1
- 1M9968-BUSHING ___ 1
- 2F6678-SEAL ___ 1
(PARTS OF HOUSING ASSEM 4M1850)
- 1M9971-SPACER ___ 1
- 4M189-SEAL ___ 2
- 1H2629-INSULATOR ___ 2

C INDICATES CHANGE FROM
 PREVIOUS TYPE
 4-SHOE ___ 8H1141

108255

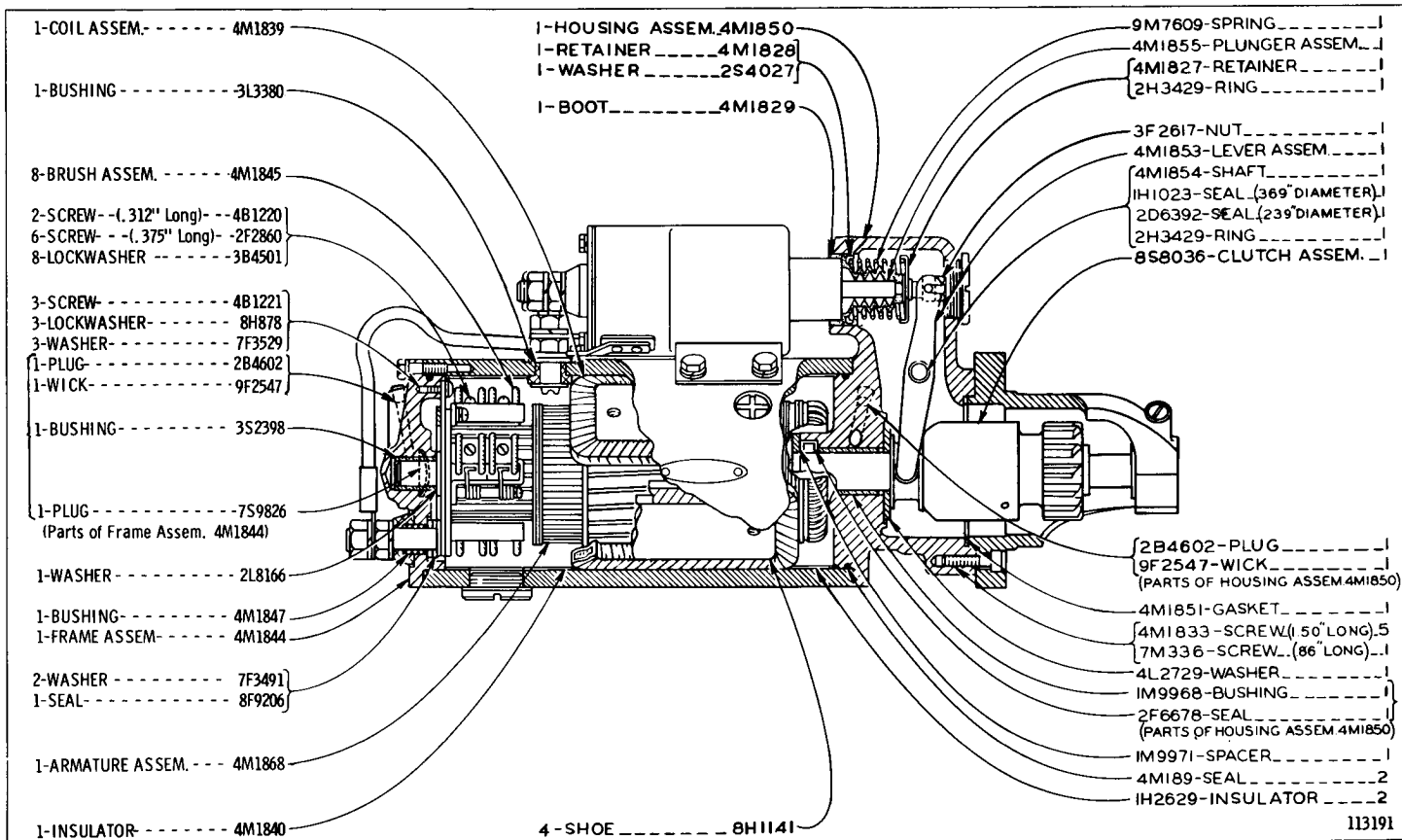
DIESEL ENGINE

48C



9M1662 ELECTRIC STARTING MOTOR ASSEMBLY--24 Volt--Part 1
 Serial No. 11K2181 to 3441, 3443 to 3445, 3448 to 3450, 3452, 3453, 3458, 3879, 3884 to 3886,
 3888 to 3890, 3892 to 3894 and 11K3896-Up. Part of 7S3622 Motor Group shown on Page 47
 4M1812 Switch parts are shown on Page 47

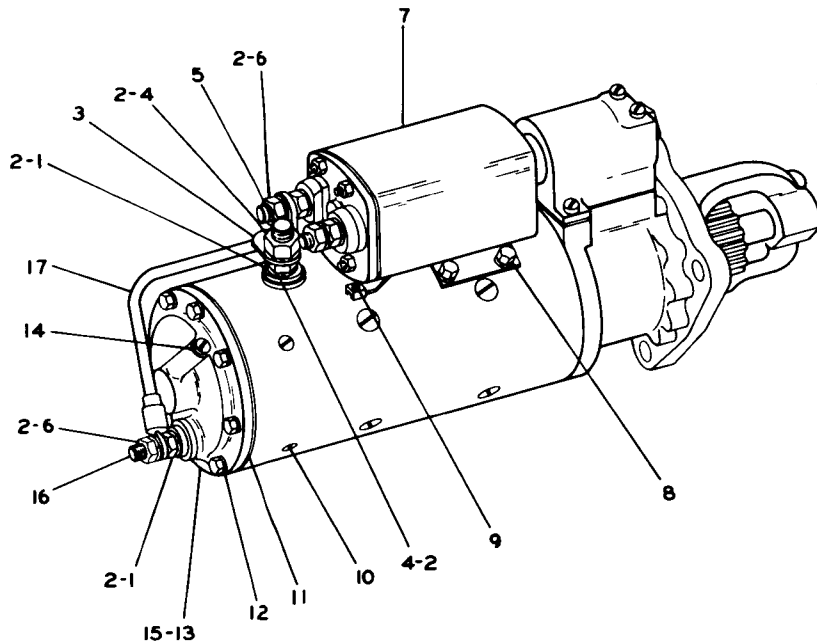
9M1662 ELECTRIC STARTING MOTOR ASSEMBLY—24 Volt—Part 2
 Serial No. 11K2181 to 3441, 3443 to 3445, 3448 to 3450, 3452, 3453, 3458, 3879, 3884 to 3886, 3888 to 3890, 3892
 to 3894 and 11K3896-Up. Part of 7S3622 Motor Group shown on Page 47



113191

DIESEL ENGINE

48E



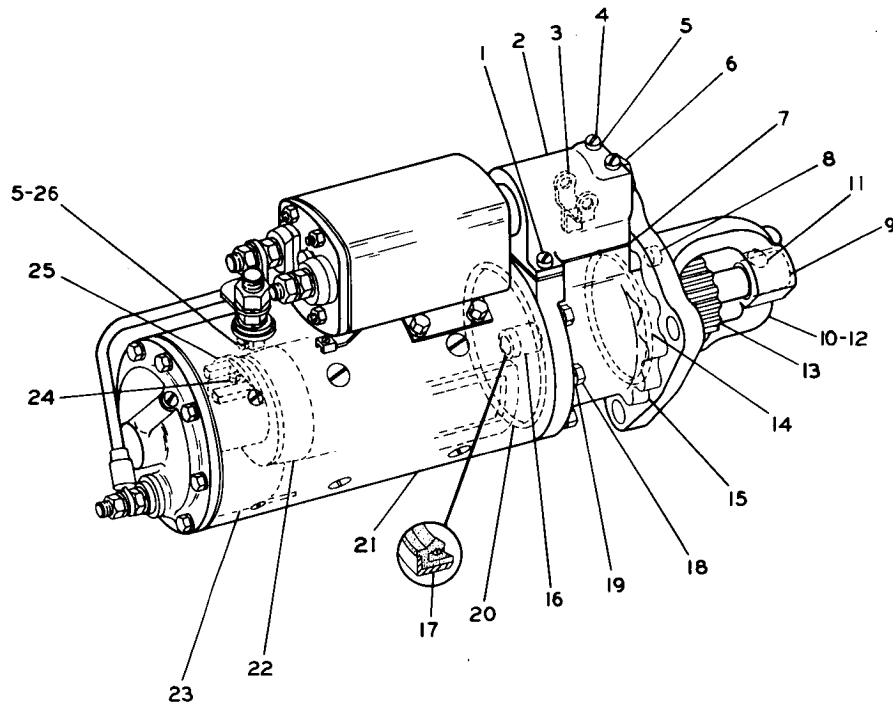
REF. NO.	PART NUMBER	DESCRIPTION	QTY
1	1D5117	NUT-----	2
2	3B4508	LOCKWASHER-----	6
3	8S1562	CONNECTOR-----	1
4	3H3680	NUT-----	2
5	8S4683	KIT----- (Field Terminal Stud)----- (Includes Stud, Bushing & Washers)	1
6	1D4719	NUT-----	2
7	9S7976	SOLENOID ASSEM. ----- (See Separate Illustration)	1
8	6H3622	SCREW-----	4
	3B4504	LOCKWASHER-----	4
	3K6116	WASHER-----	4
9	4M3217	SCREW-----	2
10	4B1220	SCREW-----	3
11	8S1553	GASKET-----	1
12	3B4502	LOCKWASHER-----	7
13	1P7831	HEAD ASSEM. --(Commutator End)--	1
14	2B4602	PLUG-----	1
15	1P7832	KIT----- (Bearing & Wick)-----	1
16	8S4679	KIT-(Commutator End Terminal Stud) (Includes Stud, Bushing & Washers)	1
17	8S1560	LEAD ASSEM. -----	1

C INDICATES CHANGE

203077

1P7839 ELECTRIC STARTING MOTOR GROUP—Prestolite—24 Volt—Part 1
 Serial No. 11K3442, 3446, 3447, 3451, 3454 to 3457, 3459 to 3878, 3880 to 3883, 3887, 3891 and 11K3895 inclusive
 Part of 7S3622 Motor Group shown on Page 46C. 9S7976 Solenoid parts are shown on Page 46C

1P7839 ELECTRIC STARTING MOTOR GROUP—Prestolite—24 Volt—Part 2
 Serial No. 11K3442, 3446, 3447, 3451, 3454 to 3457, 3459 to 3878, 3880 to 3883, 3887, 3891 and 11K3895 inclusive
 Part of 7S3622 Motor Group shown on Page 46C

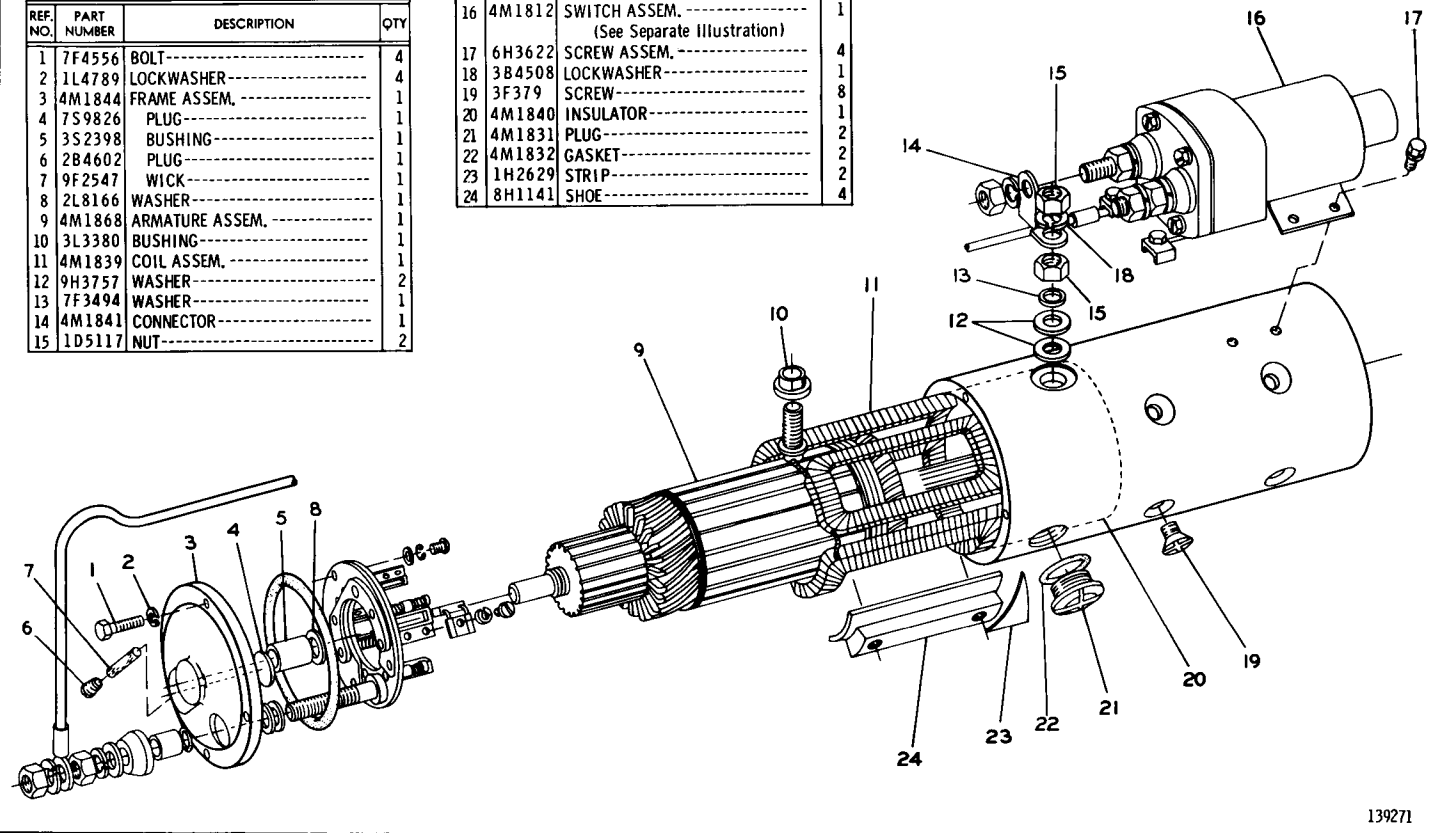


REF. NO.	PART NUMBER	DESCRIPTION	QTY
1	4B1265	SCREW-----	2
2	8S1536	COVER-----	1
3	8S1537	SHIFT YOKE ASSEM.-----	1
4	8S8069	KIT---(Yoke & Cover Mounting)--- (Includes Screws, Washers & Seals)	1
5	3B4502	LOCKWASHER-----	3
6	8S8065	KIT----- (Yoke Adjusting)----- (Includes Plug, Pin, Gasket & Nut)	1
7	8S1533	GASKET-----	1
8	8S1535	KIT----- (Includes 6 Plugs)---	1
9	8S4684	KIT----- (Bearing & Wick)-----	1
10	8S1543	HOUSING ASSEM. --(Pinion)----	1
11	2B4602	PLUG-----	1
12	8S4680	KIT----- (Includes 10 Seals)----	1
13	8S1541	POSITORK DRIVE ASSEM.-----	1
14	2H3931	SEAL-----	1
15	8S1544	HOUSING ASSEM.-----	1
16	2B4602	PLUG-----	1
17	8S2226	BUSHING-----	1
18	8S2225	SEAL-----	1
19	8S8070	KIT---(Head & Housing Screw)---	1
20	3B4504	LOCKWASHER-----	7
21	4M189	SEAL-----	1
22	8S8054	KIT----- (Field Coil)----- (Includes Coils, Gaskets, Insulation & Screws)	1
23	2P1790	KIT----- (Pole Shoe)-----	1
24	2P1791	KIT--(Pole Shoe Screw & Gasket)---	1
25	8S1546	ARMATURE ASSEM.-----	1
26	8S8075	KIT--(Armature Thrust Washers)---	1
27	8S2222	KIT--(Includes 10 Insulations)---	1
28	4B1222	SCREW-----	4
29	8H878	LOCKWASHER-----	4
30	8S1531	PLATE ASSEM.-----	1
31	8S1565	KIT----- (Includes 8 Brushes)---	1
32	4B1237	SCREW-----	1

112281

REF. NO.	PART NUMBER	DESCRIPTION	QTY
1	7F4556	BOLT-----	4
2	1L4789	LOCKWASHER-----	4
3	4M1844	FRAME ASSEM.-----	1
4	7S9826	PLUG-----	1
5	3S2398	BUSHING-----	1
6	2B4602	PLUG-----	1
7	9F2547	WICK-----	1
8	2L8166	WASHER-----	1
9	4M1868	ARMATURE ASSEM.-----	1
10	3L3380	BUSHING-----	1
11	4M1839	COIL ASSEM.-----	1
12	9H3757	WASHER-----	2
13	7F3494	WASHER-----	1
14	4M1841	CONNECTOR-----	1
15	1D5117	NUT-----	2

16	4M1812	SWITCH ASSEM.-----	1
		(See Separate Illustration)	
17	6H3622	SCREW ASSEM.-----	4
18	3B4508	LOCKWASHER-----	1
19	3F379	SCREW-----	8
20	4M1840	INSULATOR-----	1
21	4M1831	PLUG-----	2
22	4M1832	GASKET-----	2
23	1H2629	STRIP-----	2
24	8H1141	SHOE-----	4

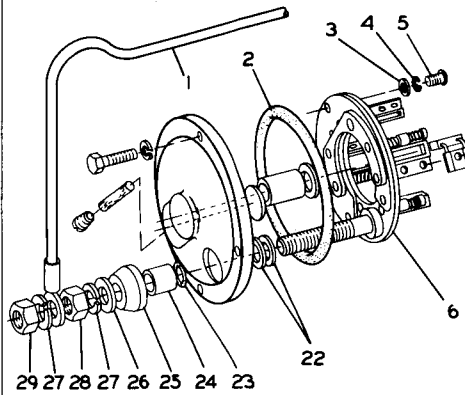
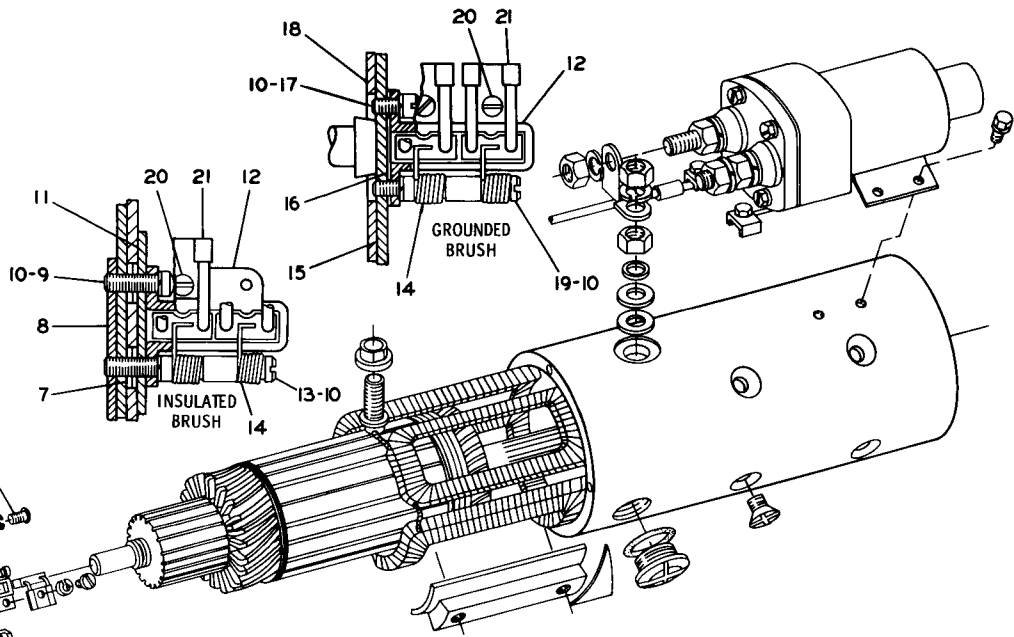


139271

1P7838 ELECTRIC STARTING MOTOR GROUP—Delco-Remy—24 Volt—Part 1 of 3
 Serial No. 11K3442, 3446, 3447, 3451, 3454 to 3457, 3459 to 3878, 3880 to 3883, 3887, 3891 and 11K3895 inclusive
 4M1812 Switch parts are shown on Page 47. Part of 7S3622 Motor Group shown on Page 46C
 Only separate parts serviced. When complete Group is required order 1P7837

1P7838 ELECTRIC STARTING MOTOR GROUP—Delco-Remy—24 Volt—Part 2 of 3
 Serial No. 11K3442, 3446, 3447, 3451, 3454 to 3457, 3459 to 3878, 3880 to 3883, 3887, 3891 and 11K3895 inclusive
 Part of 7S3622 Motor Group shown on Page 46C. Only separate parts serviced
 When complete Group is required order 1P7837

REF. NO.	PART NUMBER	DESCRIPTION	QTY
1	4M1849	LEAD ASSEM.-----	1
2	4M189	SEAL-----	1
3	7F3529	WASHER-----	3
4	8H878	LOCKWASHER-----	3
5	4B1221	SCREW-----	3
6	4M1846	PLATE ASSEM.-----	1
7	7F3525	BUSHING-----	8
8	7F4550	PLATE-----	1
9	5H6467	SCREW-----	2
10	7H2079	LOCKWASHER-----	8
11	2L6679	PLATE-----	2
12	7F4546	HOLDER-----	4
13	7F3522	SCREW-----	2
14	7F3512	SPRING-----	8
15	4M1891	PLATE ASSEM.-----	1
16	7F4549	PLATE-----	2
17	4B1311	SCREW-----	2
18	7F4545	PLATE-----	1
19	3H3697	SCREW-----	2

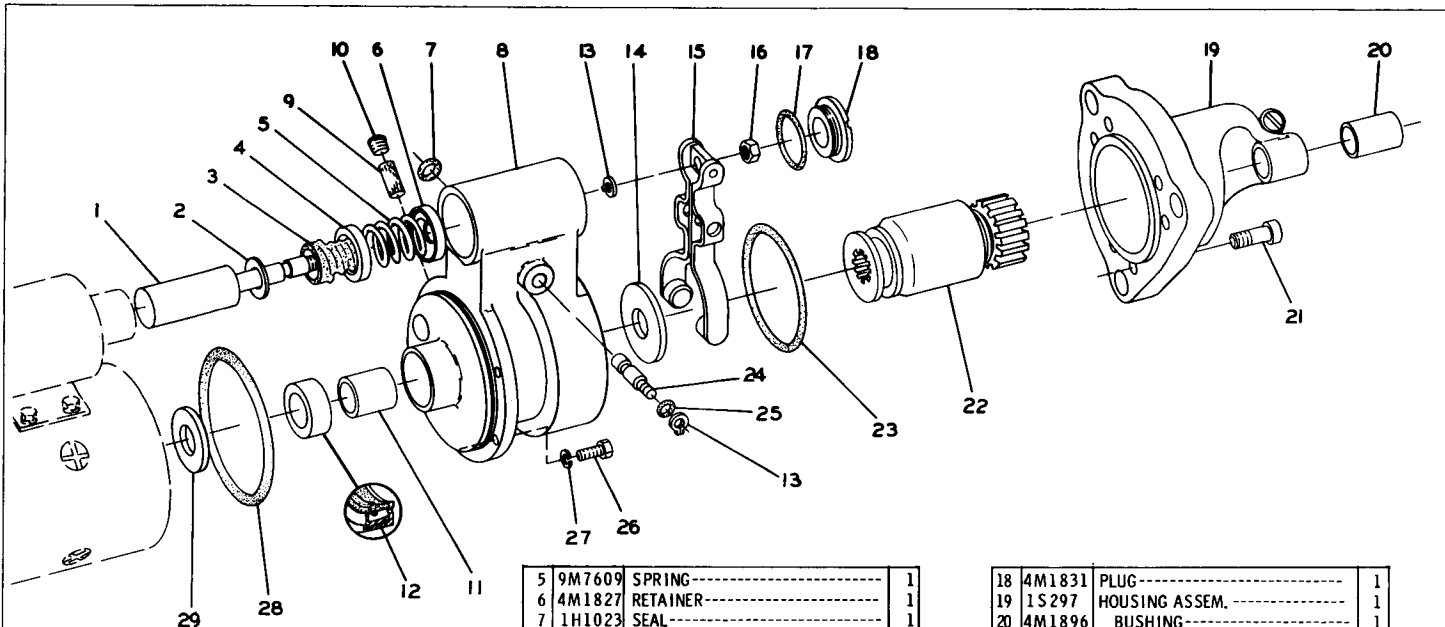


20	2F2860	SCREW----- (.312" long)-----	6
	4B1220	SCREW----- (.375" long)-----	2
	3B4501	LOCKWASHER-----	8
21	4M1845	BRUSH ASSEM.-----	8
22	7F3491	WASHER-----	2
23	8F9206	SEAL-----	1

24	4M1847	BUSHING-----	1
25	4M1848	INSULATOR-----	1
26	7F3494	WASHER-----	1
27	3B4508	LOCKWASHER-----	2
28	1D5117	NUT-----	1
29	1D4719	NUT-----	1

DIESEL ENGINE

1P7838 ELECTRIC STARTING MOTOR GROUP—Delco-Remy—24 Volt—Part 3 of 3
 Serial No. 11K3442, 3446, 3447, 3451, 3454 to 3457, 3459 to 3878, 3880 to 3883, 3887, 3891 and 11K3895 inclusive
 Part of 7S3622 Motor Group shown on Page 46C. Only separate parts serviced
 When complete Group is required order 1P7837

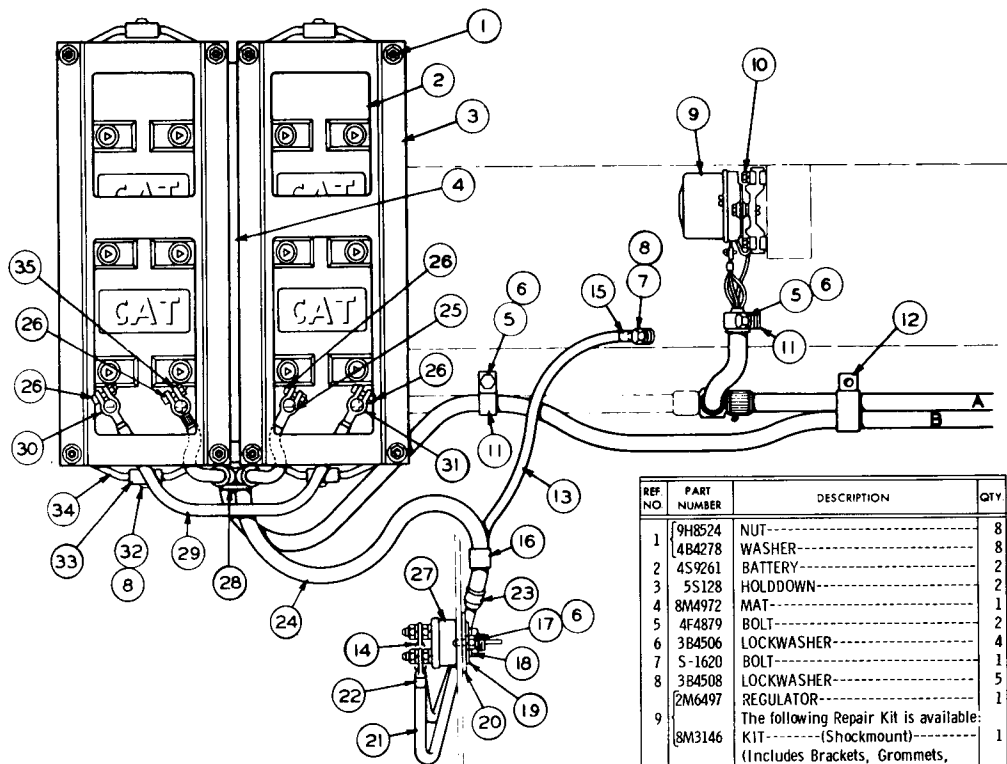


REF. NO.	PART NUMBER	DESCRIPTION	QTY
1	4M1855	PLUNGER ASSEM.	1
	FMO59075	FORM—(Installation Instructions)—	1
2	2S4027	WASHER	1
3	4M1829	BOOT	1
4	4M1828	RETAINER	1

5	9M7609	SPRING	1
6	4M1827	RETAINER	1
7	1H1023	SEAL	1
8	4M1850	HOUSING ASSEM.	1
9	9F2547	WICK	1
10	2B4602	PLUG	1
11	1M9968	BUSHING	1
12	2F6678	SEAL	1
13	2H3429	RING	2
14	4L2729	WASHER	1
15	4M1853	LEVER ASSEM.	1
16	3F2617	NUT	1
17	4M1832	GASKET	1

18	4M1831	PLUG	1
19	1S297	HOUSING ASSEM.	1
20	4M1896	BUSHING	1
21	4M1833	SCREW—(1.50" long)	5
	7M336	SCREW—(.875" long)	1
22	8S8036	CLUTCH ASSEM.	1
23	4M1851	GASKET	1
24	4M1854	SHAFT	1
25	2D6392	SEAL	1
26	7F4556	BOLT	5
27	1L4789	LOCKWASHER	5
28	4M189	SEAL	1
29	1M9971	SPACER	1

136639



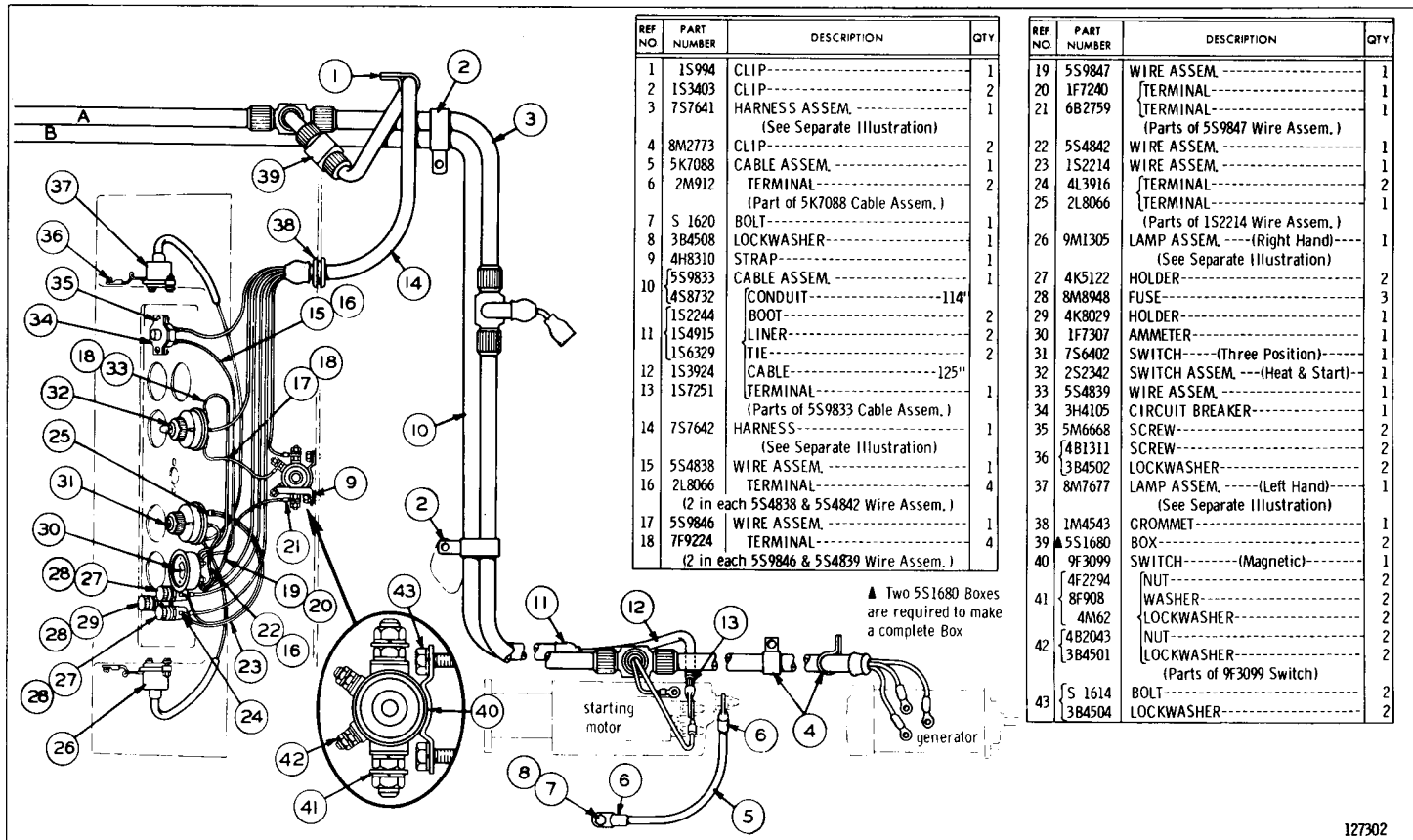
REF NO	PART NUMBER	DESCRIPTION	QTY
1	9H8524	NUT	8
2	4B4278	WASHER	8
3	4S9261	BATTERY	2
4	5S128	HOLDDOWN	2
5	8M4972	MAT	1
6	4F4879	BOLT	2
7	3B4506	LOCKWASHER	4
8	S-1620	BOLT	1
9	3B4508	LOCKWASHER	5
	2M6497	REGULATOR	1
	3M3146	The following Repair Kit is available: (Shockmount) (Includes Brackets, Grommets, Lead Assembly and Hardware)	1

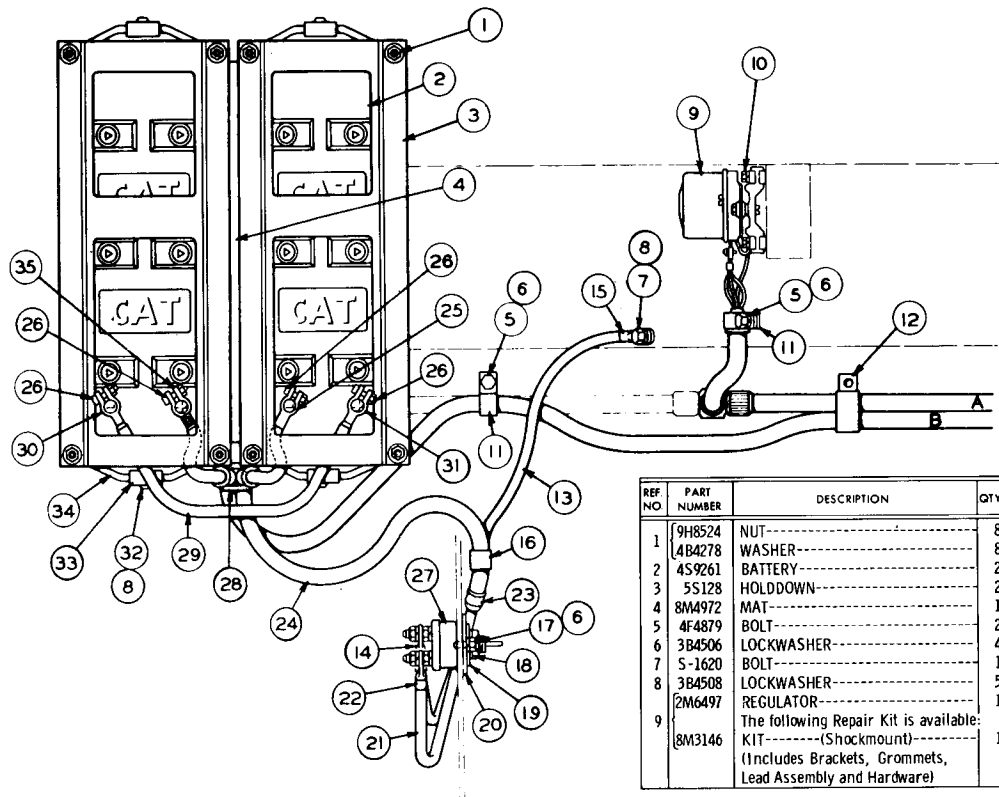
REF NO	PART NUMBER	DESCRIPTION	QTY
10	7B2742	BOLT	4
	3B4504	LOCKWASHER	4
11	1S994	CLIP	2
12	7S1912	CLIP	1
13	4D2775	CABLE ASSEM.	1
14	2M912	TERMINAL	1
15	2M913	TERMINAL (Parts of 4D2775 Cable Assem.)	1
16	1S3403	CLIP	1
17	T-102	BOLT	2
18	L-1325	WASHER	1
19	8H8648	PLATE	1
20	3S7007	PLATE	1
	5S4783	CABLE ASSEM.	1
		Consisting of:	
21	6B2670	CABLE	46"
22	1S7252	TERMINAL	1
	1S2244	BOOT	2
23	1S4915	LINER	2
	1S6329	TIE	2
24	4S8732	CONDUIT	35"
25	3S6050	TERMINAL ASSEM.	1
26	2D8788	BOLT	4
	2D8787	NUT	4
		(1 in each 3S6050 & 3S6049 Terminal Assem.)	
27	7H7290	SWITCH	1
		(See Separate Illustration)	
28	2S1647	GROMMET	1
	5S131	CABLE ASSEM.	1
		Consisting of:	
29	4S8733	CABLE	16"
30	3S6050	TERMINAL ASSEM.	1
31	3S6049	TERMINAL ASSEM.	1
32	1D5117	NUT	6
	4B4280	WASHER	2
33	5S129	CLIP ASSEM.	4
34	2S1686	"U" BOLT	4
35	3S6049	TERMINAL ASSEM. (Part of 5S9833 Cable Assem.)	1

101485

7S7611 BATTERY AND WIRING GROUP—24 Volt—Top View—Part 1
 Serial No. 11K1 to 11K1170 inclusive. 7H7290 Switch parts are shown on Page 54
 See Page 52 for Wiring Diagram

7S7611 BATTERY AND WIRING GROUP—24 Volt—Top View—Part 2
 Serial No. 11K1 to 11K1170 inclusive. 7S7641, 7S7642 Harness, 9M1305 & 8M7677 Lamp parts are shown
 on Pages 52B, 54 and 55. See Page 52 for Wiring Diagram





REF NO	PART NUMBER	DESCRIPTION	QTY
1	9H8524	NUT-----	8
	4B4278	WASHER-----	8
2	4S9261	BATTERY-----	2
3	5S128	HOLDDOWN-----	2
4	8M4972	MAT-----	1
5	4F4879	BOLT-----	2
6	3B4506	LOCKWASHER-----	4
7	5-1620	BOLT-----	1
8	3B4508	LOCKWASHER-----	5
	2M6497	REGULATOR-----	1
9		The following Repair Kit is available: (Includes Brackets, Grommets, Lead Assembly and Hardware)	1
	8M3146	KIT-----	1

REF NO	PART NUMBER	DESCRIPTION	QTY
10	7B2742	BOLT-----	4
	3B4504	LOCKWASHER-----	4
11	1S994	CLIP-----	2
12	7S1912	CLIP-----	1
13	4D2775	CABLE ASSEM.-----	1
14	2M912	TERMINAL-----	1
15	2M913	TERMINAL----- (Parts of 4D2775 Cable Assem.)	1
16	1S3403	CLIP-----	1
17	T-102	BOLT-----	2
18	L-1325	WASHER-----	1
19	8H8648	PLATE-----	1
20	3S7007	PLATE-----	1
	5S4783	CABLE ASSEM.-----	1
		Consisting of:	
21	6B2670	CABLE-----46"	1
22	1S7252	TERMINAL-----	1
	1S2244	BOOT-----	2
23	1S4915	LINER-----	2
	1S6329	TIE-----	2
24	458732	CONDUIT-----35"	1
25	3S6050	TERMINAL ASSEM.-----	1
26	2D8788	BOLT-----	4
	2D8787	NUT-----	4
		(1 in each 3S6050 & 3S6049 Terminal Assem.)	
27	7H7290	SWITCH-----	1
		(See Separate Illustration)	
28	2S1647	GROMMET-----	1
	5S131	CABLE ASSEM.-----	1
		Consisting of:	
29	4S8733	CABLE-----16"	1
30	3S6050	TERMINAL ASSEM.-----	1
31	3S6049	TERMINAL ASSEM.-----	1
32	1D5117	NUT-----	6
	4B4280	WASHER-----	2
33	5S129	CLIP ASSEM.-----	4
34	2S1686	"U" BOLT-----	4
35	3S6049	TERMINAL ASSEM.----- (Part of 5S9833 Cable Assem.)	1

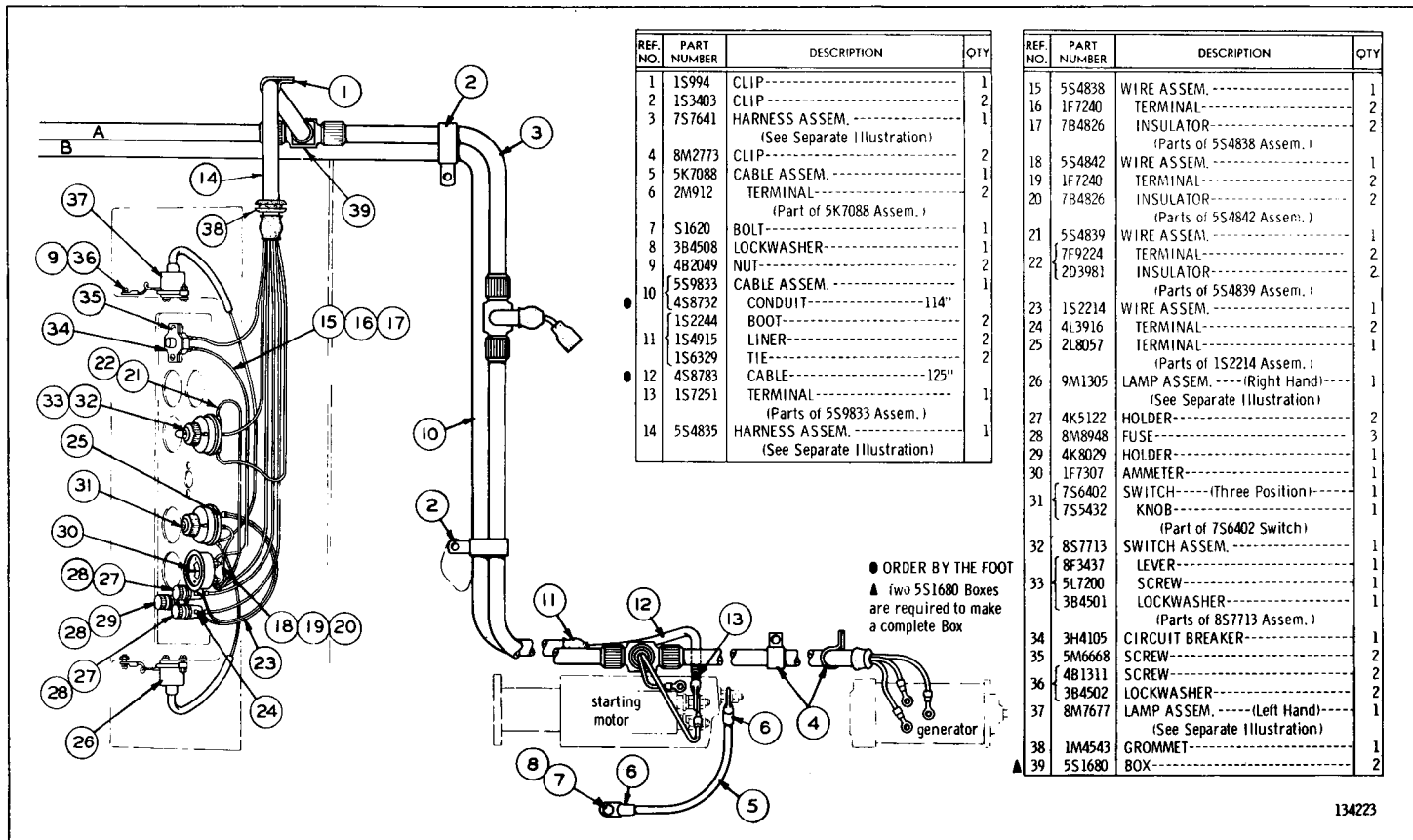
101485

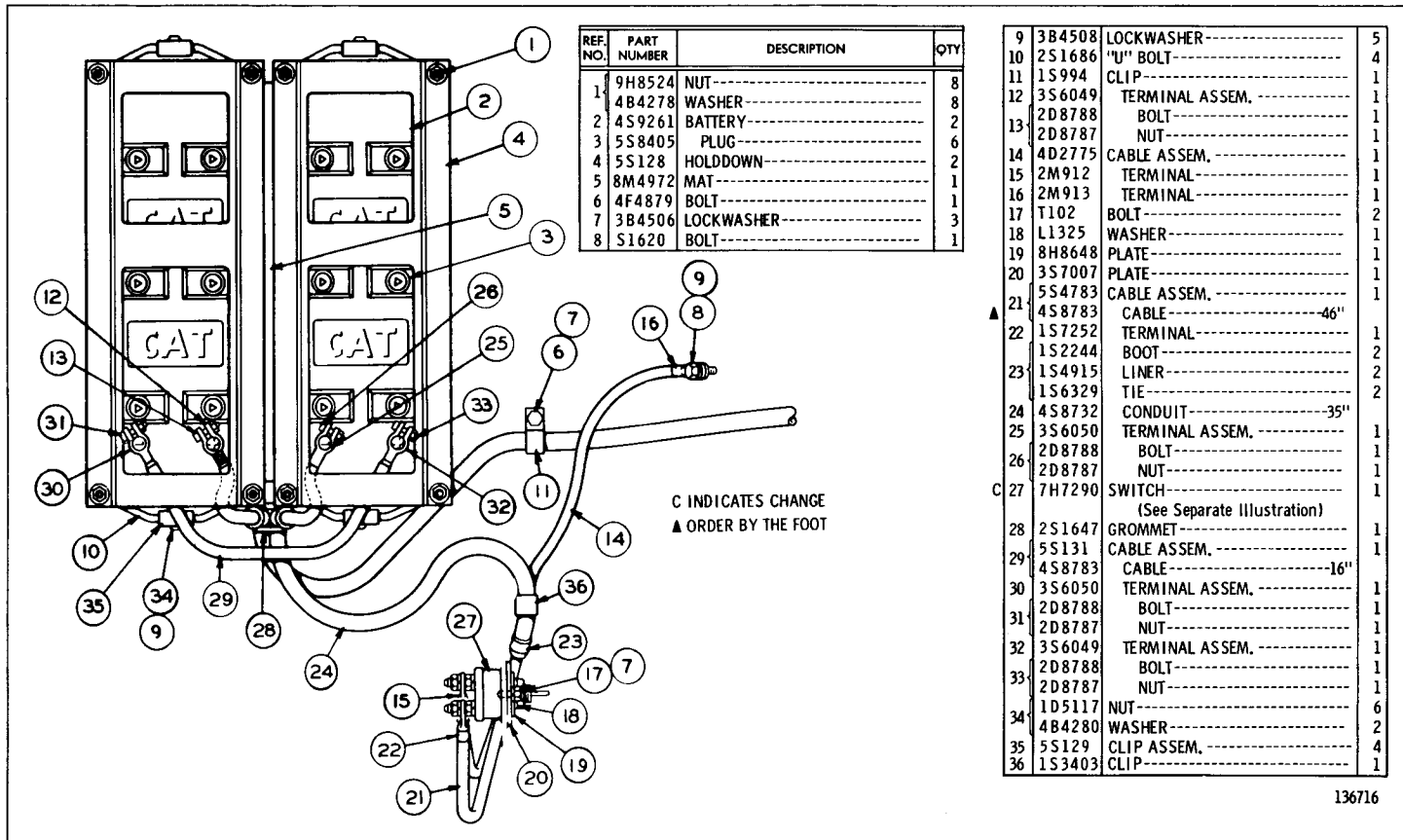
BATTERY AND WIRING (7S7611 N/S)—24 Volt—Top View—Part 1

Serial No. 11K1171 to 11K3219 inclusive

7H7290 Switch parts are shown on Page 54. See Page 52 for Wiring Diagram

BATTERY AND WIRING (7S7611 N/S)—24 Volt—Top View—Part 2
 Serial No. 11K1171 to 11K3219 inclusive. 7S7641, 5S4835 Harness, 9M1305 and 8M7677 Lamp parts are shown on
 Pages 52B, 54A and 55. See Page 52 for Wiring Diagram





136716

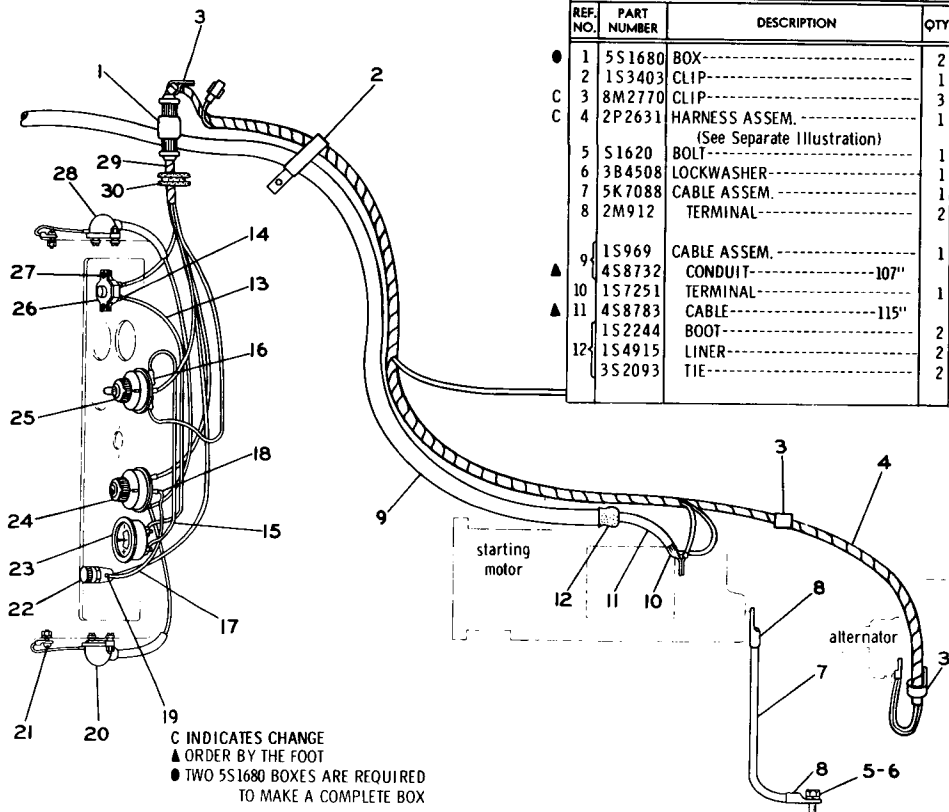
BATTERY AND WIRING (1P4784 N/S)—24 Volt—Top View—Part 1
 Serial No. 11K3757 to 11K3808 inclusive. 7H7290 Switch parts are shown on Page 54
 See Page 52A for Wiring Diagram

BATTERY AND WIRING (1P4784 N/S)—24 Volt—Top View—Part 2

Serial No. 11K3757 to 11K3808 inclusive

2P2631, 2P2632 Harness, 9M1305 and 8M7677 Lamp parts are shown on Pages 54B and 55

See Page 52A for Wiring Diagram

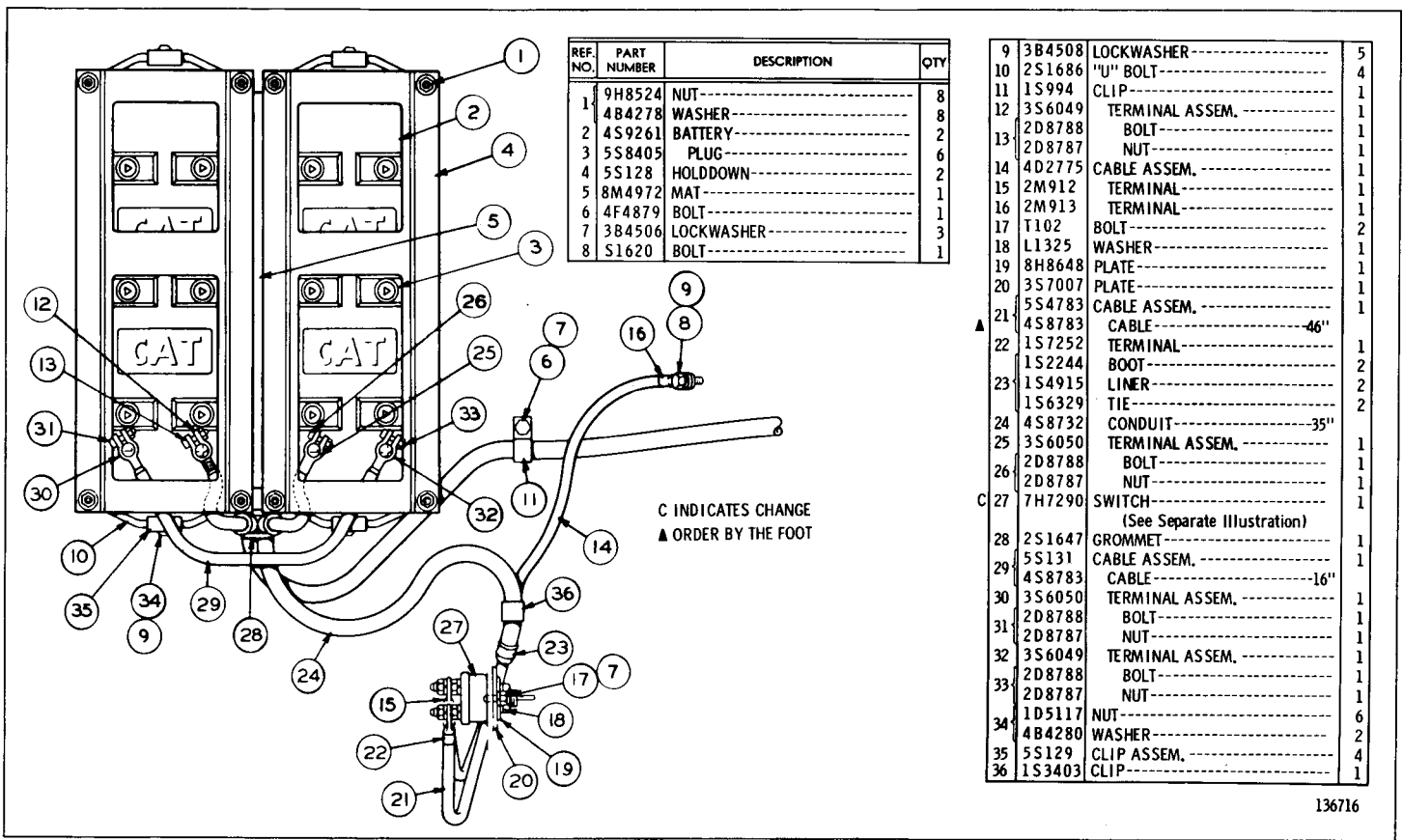


REF. NO.	PART NUMBER	DESCRIPTION	QTY
● 1	5S1680	BOX-----	2
2	1S3403	CLIP-----	1
C 3	8M2770	CLIP-----	3
C 4	2P2631	HARNES ASSEM. (See Separate Illustration)	1
5	51620	BOLT-----	1
6	3B4508	LOCKWASHER-----	1
7	5K7088	CABLE ASSEM.-----	1
8	2M912	TERMINAL-----	2
9	1S969	CABLE ASSEM.-----	1
▲ 10	4S8732	CONDUIT-----107"	1
▲ 11	1S7251	TERMINAL-----	1
▲ 12	4S8783	CABLE-----115"	1
13	1S2244	BOOT-----	2
14	1S4915	LINER-----	2
15	3S2093	TIE-----	2

13	5S4838	WIRE ASSEM.-----	1
14	1F7240	TERMINAL-----	2
	7B4826	INSULATOR-----	2
15	5S4839	WIRE ASSEM.-----	1
16	7F9224	TERMINAL-----	2
	2D3981	INSULATOR-----	2
17	1P7187	WIRE ASSEM.-----	1
18	2L8066	TERMINAL-----	1
19	6K9704	TERMINAL-----	1
20	9M1305	LAMP ASSEM.----- (R. H.) (See Separate Illustration)	1
	4B1311	SCREW-----	2
21	4B2049	NUT-----	2
	3B4502	LOCKWASHER-----	2
	4K5122	HOLDER-----	1
22	8M8948	FUSE-----	1
23	1F7307	AMMETER-----	1
24	7S6402	SWITCH----- (Three Position)	1
	7S5432	KNOB-----	1
	8S7713	SWITCH ASSEM.-----	1
25	8F3437	LEVER-----	1
	5L7200	SCREW-----	1
	3B4501	LOCKWASHER-----	1
26	5M2555	CIRCUIT BREAKER-----	1
27	5M6668	SCREW-----	2
28	8M7677	LAMP ASSEM.----- (L. H.) (See Separate Illustration)	1
29	2P2632	HARNES ASSEM. (See Separate Illustration)	1
30	1M4543	GROMMET-----	1

C INDICATES CHANGE
 ▲ ORDER BY THE FOOT
 ● TWO 5S1680 BOXES ARE REQUIRED
 TO MAKE A COMPLETE BOX

136246



REF. NO.	PART NUMBER	DESCRIPTION	QTY
1	9H8524	NUT-----	8
	4B4278	WASHER-----	8
2	4S9261	BATTERY-----	2
3	5S8405	PLUG-----	2
4	5S128	HOLDDOWN-----	2
5	8M4972	MAT-----	1
6	4F4879	BOLT-----	1
7	3B4506	LOCKWASHER-----	3
8	S1620	BOLT-----	1

9	3B4508	LOCKWASHER-----	5
10	2S1686	"U" BOLT-----	4
11	1S994	CLIP-----	1
12	3S6049	TERMINAL ASSEM.-----	1
	2D8788	BOLT-----	1
13	2D8787	NUT-----	1
14	4D2775	CABLE ASSEM.-----	1
15	2M912	TERMINAL-----	1
16	2M913	TERMINAL-----	1
17	T102	BOLT-----	2
18	L1325	WASHER-----	1
19	8H8648	PLATE-----	1
20	3S7007	PLATE-----	1
21	5S4783	CABLE ASSEM.-----	1
	4S8783	CABLE-----46"	1
22	1S7252	TERMINAL-----	1
	1S2244	BOOT-----	2
23	1S4915	LINER-----	2
	1S6329	TIE-----	2
24	4S8732	CONDUIT-----35"	1
25	3S6050	TERMINAL ASSEM.-----	1
26	2D8788	BOLT-----	1
	2D8787	NUT-----	1
C 27	7H7290	SWITCH-----	1
(See Separate Illustration)			
28	2S1647	GROMMET-----	1
29	5S131	CABLE ASSEM.-----	1
	4S8783	CABLE-----16"	1
30	3S6050	TERMINAL ASSEM.-----	1
	2D8788	BOLT-----	1
31	2D8787	NUT-----	1
32	3S6049	TERMINAL ASSEM.-----	1
	2D8788	BOLT-----	1
33	2D8787	NUT-----	1
	1D5117	NUT-----	6
34	4B4280	WASHER-----	2
35	5S129	CLIP ASSEM.-----	4
36	1S3403	CLIP-----	1

C INDICATES CHANGE
▲ ORDER BY THE FOOT

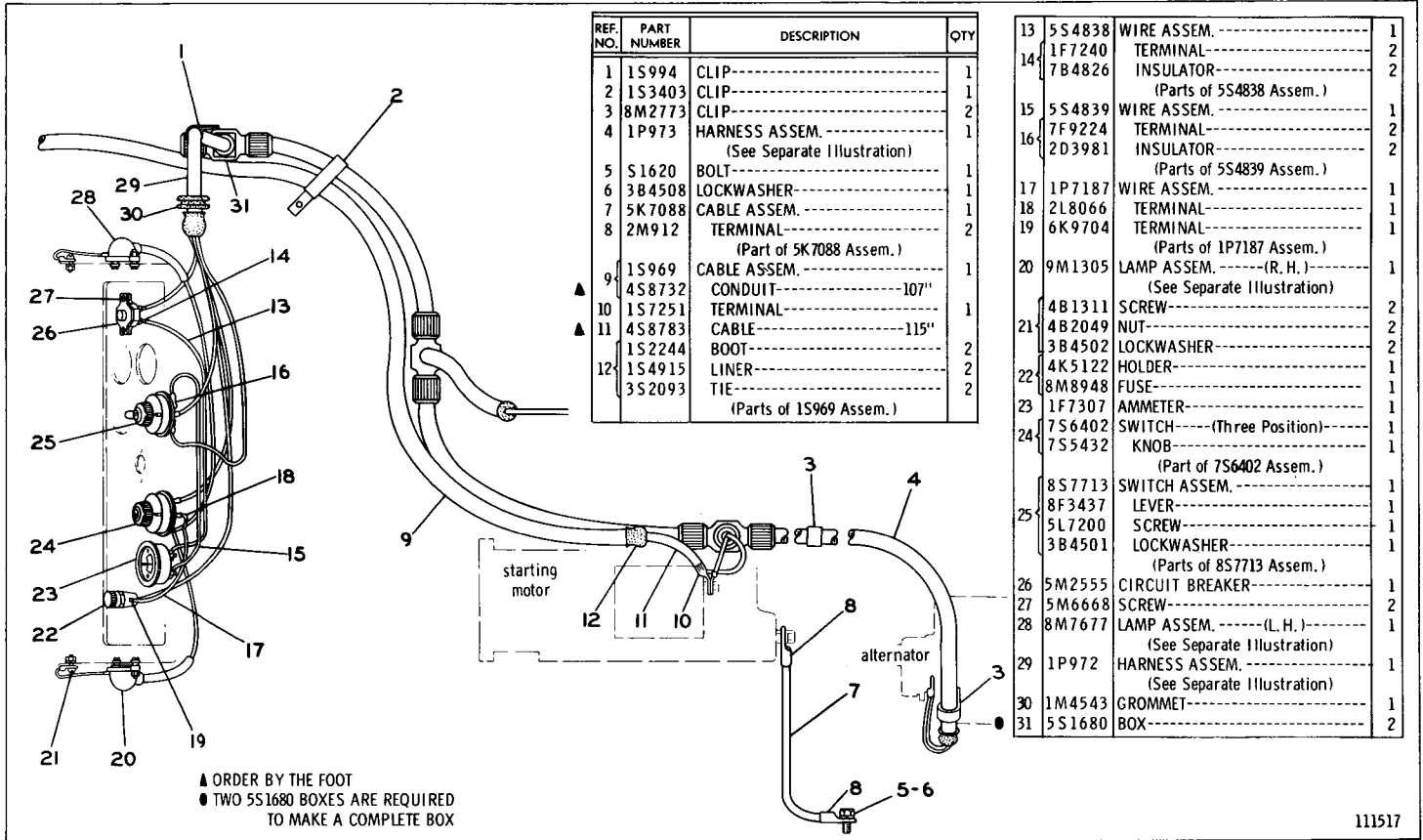
BATTERY AND WIRING (1P4784 N/S)—24 Volt—Top View—Part 1
 Serial No. 11K3220 to 11K3756 and 11K3809-Up
 7H7290 Switch parts are shown on Page 54. See Page 52A for Wiring Diagram

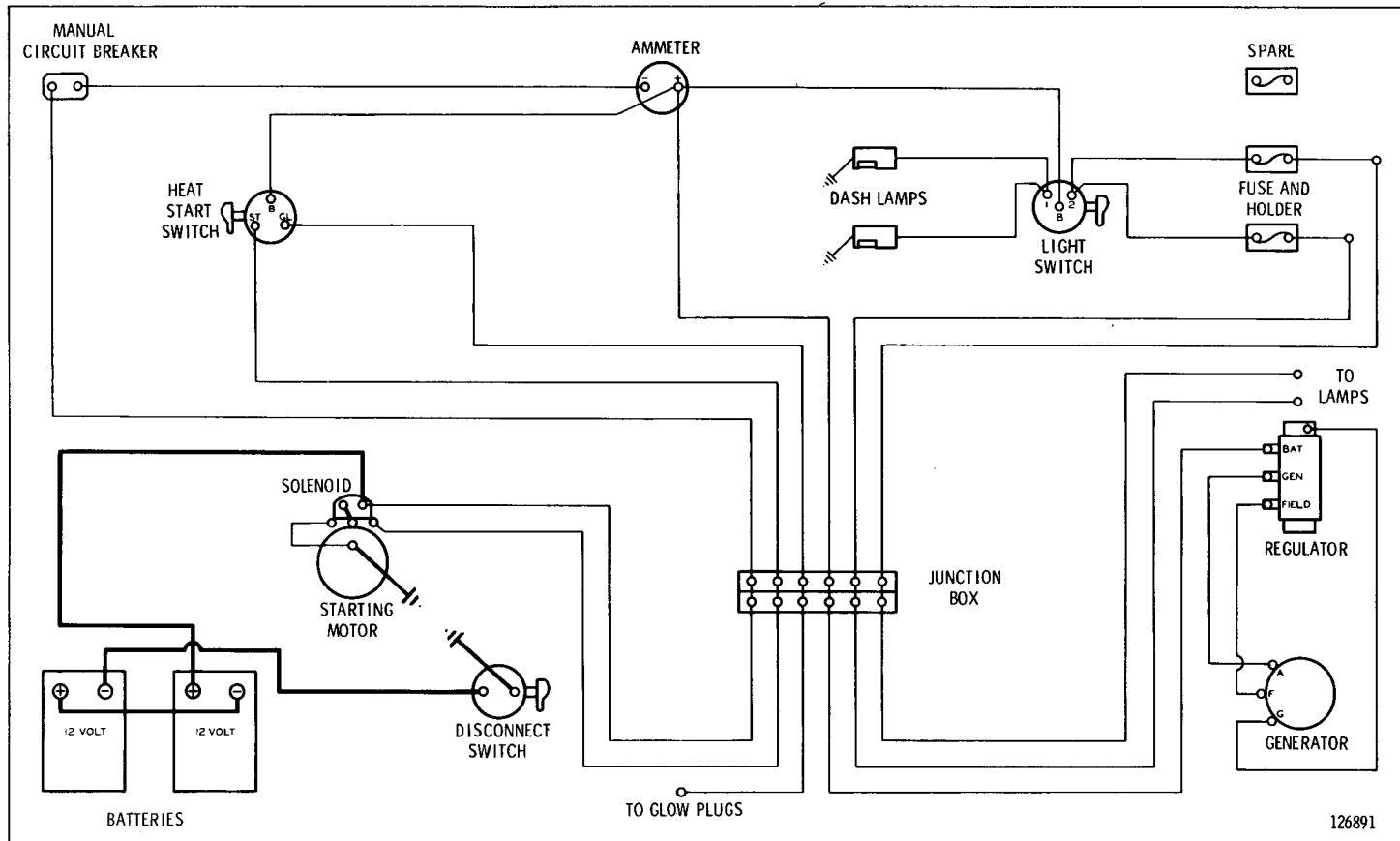
BATTERY AND WIRING (1P4784 N/S)—24 Volt—Top View—Part 2

Serial No. 11K3220 to 11K3756 and 11K3809-Up

1P973, 1P972 Harness, 9M1305 and 8M7677 Lamp parts are shown on Pages 53, 54A and 55

See Page 52A for Wiring Diagram

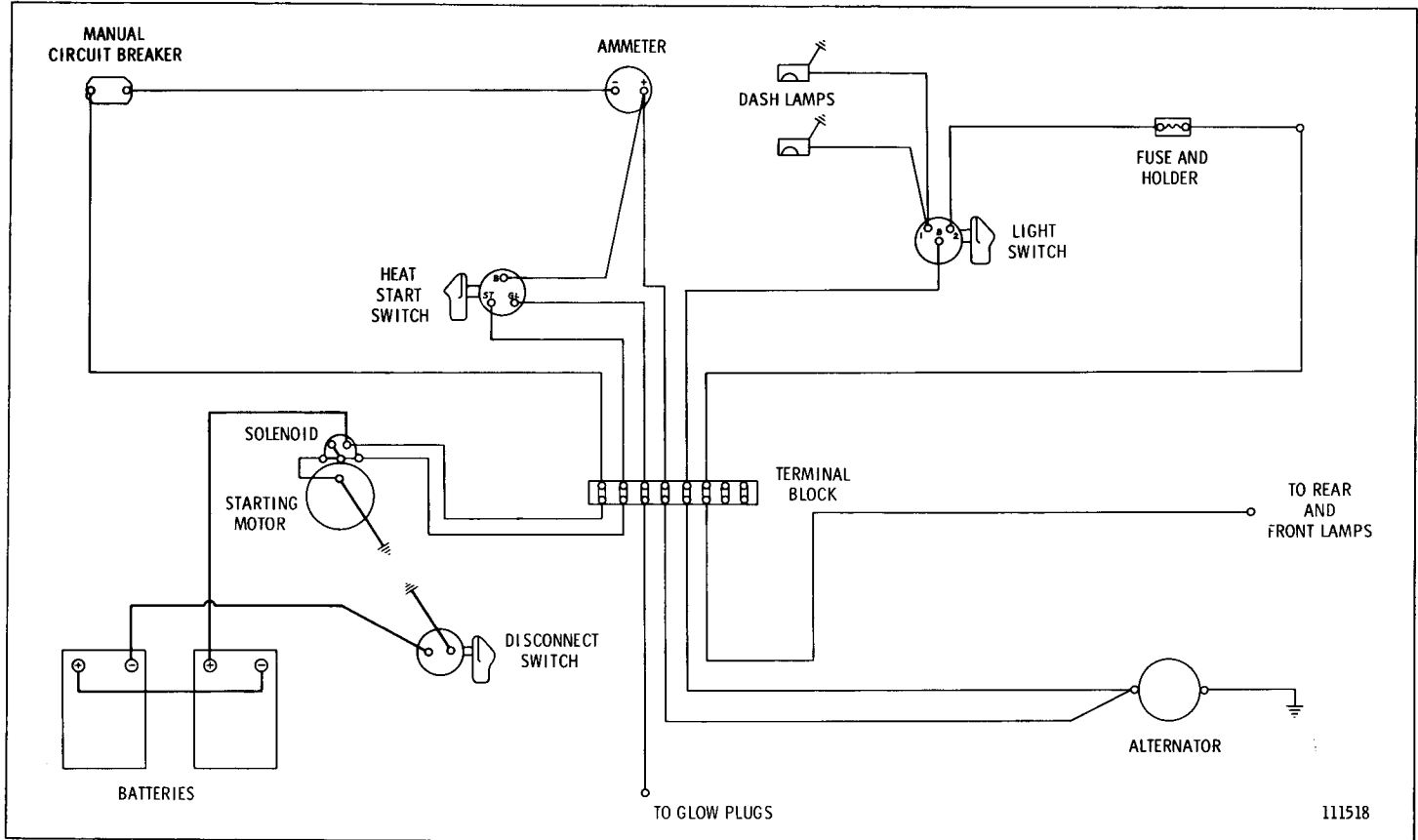


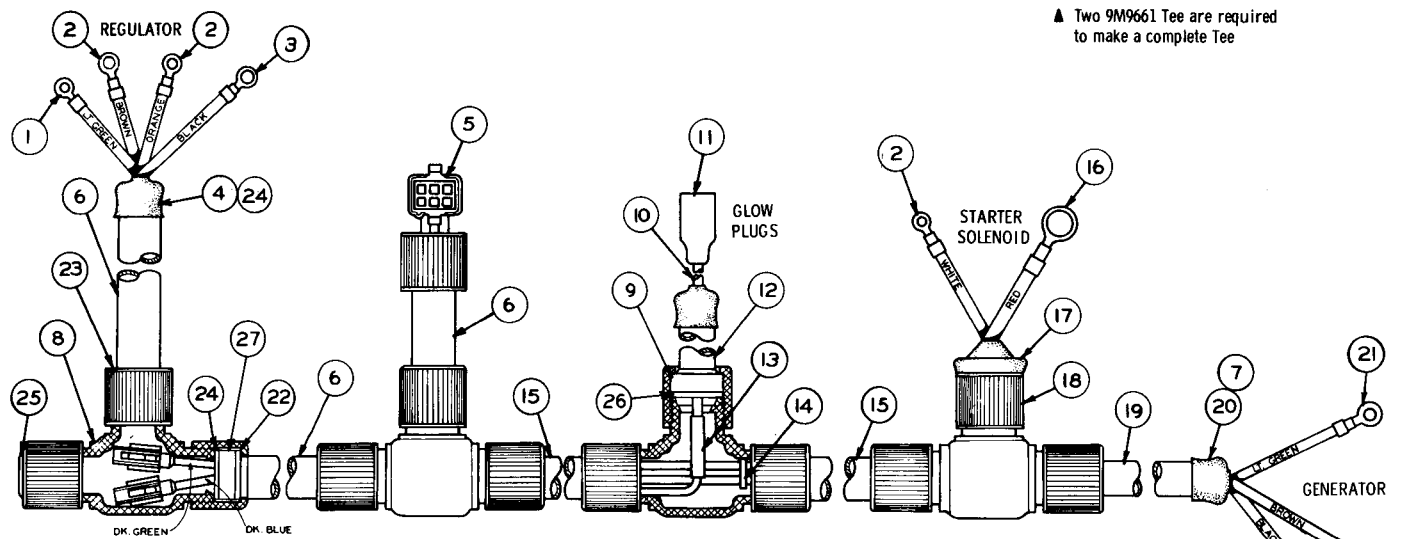


WIRING DIAGRAM—24 Volt System
Serial No. 11K1 to 11K3219 inclusive

126891

WIRING DIAGRAM—24 Volt System
Effective with Serial No. 11K3220





▲ Two 9M9661 Tee are required to make a complete Tee

REF NO	PART NUMBER	DESCRIPTION	QTY
1	2L8076	TERMINAL-----	1
2	2L8066	TERMINAL-----	3
3	2L8067	TERMINAL-----	3
4	1S2244	BOOT-----	1
5	2S5061	PLUG ASSEM.-----	1
6	4S8732	CONDUIT--(,500" diameter)--2 feet	1
7	1S6870	LINER-----	2
8	▲ 9M9661	TEE-----	8
9	8S5782	RING-----	2
10	4S7951	CABLE ASSEM.-----	1

REF NO	PART NUMBER	DESCRIPTION	QTY
11	2R1034	SHELL-----	1
	3M6018	TERMINAL-----	1
	2R1033	WASHER-----	1
		(Parts of 4S7951 Cable Assem.)	
12	4S8751	CONDUIT--(,375" diameter)--1 foot	1
13	2S1043	BUTT-----	1
14	3S2093	TIE-----	2
15	4S8732	CONDUIT--(,500" diameter)--3 feet	1
16	2L8071	TERMINAL-----	1
17	1S945	BOOT-----	1

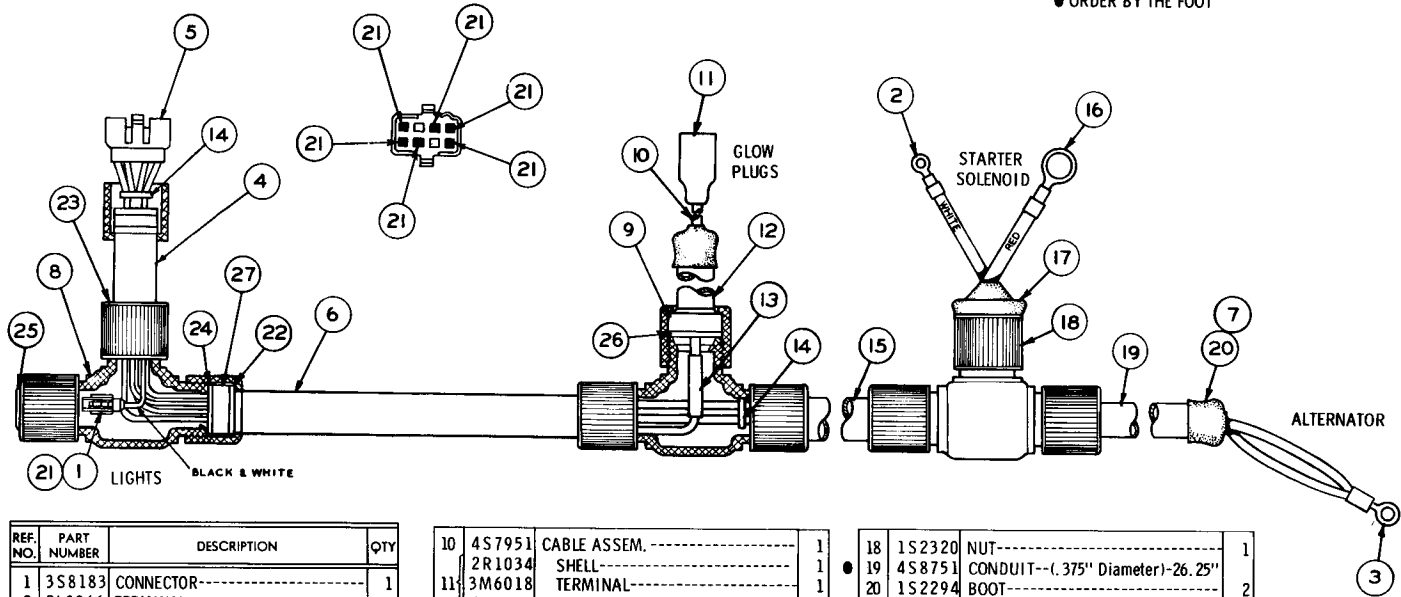
REF NO	PART NUMBER	DESCRIPTION	QTY
18	1S2320	NUT-----	1
19	4S8751	CONDUIT--(,375" diameter)--3 feet	1
20	1S2294	BOOT-----	2
21	2L8077	TERMINAL-----	1
22	8S5784	RING-----	9
23	9M9662	NUT-----	12
24	1S4915	LINER-----	10
25	2S3163	PLUG-----	1
26	8S5783	LINER-----	2
27	8S5210	FERRULE-----	9

130093

7S7641 WIRING HARNESS
 Serial No. 11K1 to 11K3219 inclusive
 Part of Battery and Wiring shown on pages 50A and 50C

1P973 WIRING HARNESS ASSEMBLY—24 Volt
 Serial No. 11K3220 to 11K3756 and 11K3809-Up
 Part of Battery and Wiring and 1P5391 Wiring Group shown on Pages 51 and 121A

▲ Two 9M9661 Tee are required to make a complete Tee
 ● ORDER BY THE FOOT

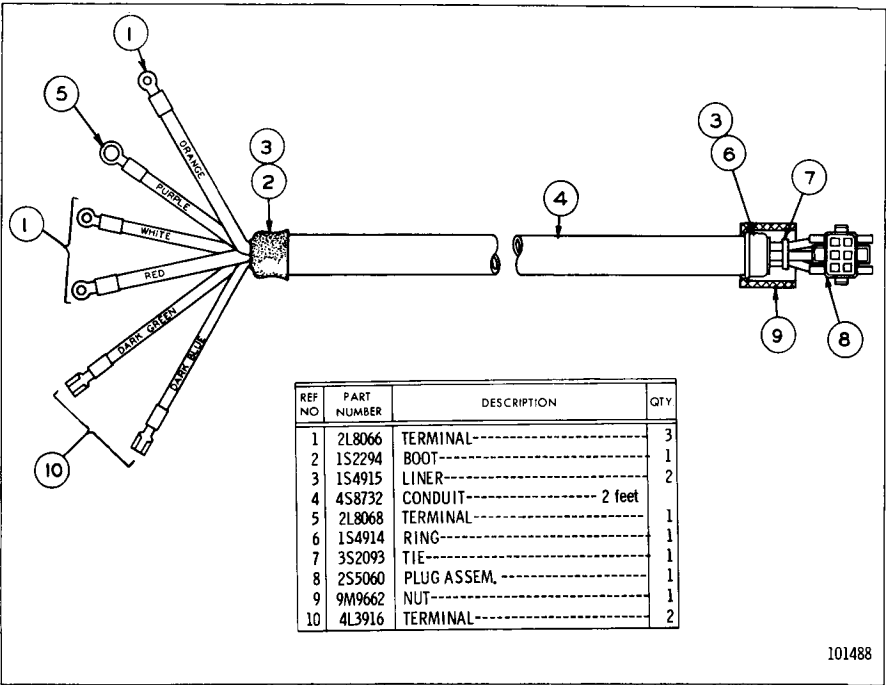


REF. NO.	PART NUMBER	DESCRIPTION	QTY
1	3S8183	CONNECTOR-----	1
2	2L8066	TERMINAL-----	1
3	2L8054	TERMINAL-----	1
● 4	4S8732	CONDUIT-----2.75"	1
● 5	2S9340	BODY-----	1
● 6	4S8732	CONDUIT-(.500" Diameter)----16"	1
7	1S6870	LINER-----	2
▲ 8	9M9661	TEE-----	6
9	8S5782	RING-----	2

10	4S7951	CABLE ASSEM.-----	1
	2R1034	SHELL-----	1
11	3M6018	TERMINAL-----	1
	2R1033	WASHER-----	1
		(Parts of 4S7951 Assem.)	
● 12	4S8751	CONDUIT--(.375" Diameter)-11.62"	1
13	2S1043	BUTT-----	1
14	3S2093	TIE-----	2
● 15	4S8732	CONDUIT--(.500" Diameter)-17.50"	1
16	2L8071	TERMINAL-----	1
17	1S945	BOOT-----	1

18	1S2320	NUT-----	1
19	4S8751	CONDUIT--(.375" Diameter)-26.25"	1
● 20	1S2294	BOOT-----	2
21	2S5016	TERMINAL-----	7
22	8S5784	RING-----	6
23	9M9662	NUT-----	9
24	1S4915	LINER-----	6
25	2S3163	PLUG-----	1
26	8S5783	LINER-----	2
27	8S5210	FERRULE-----	6

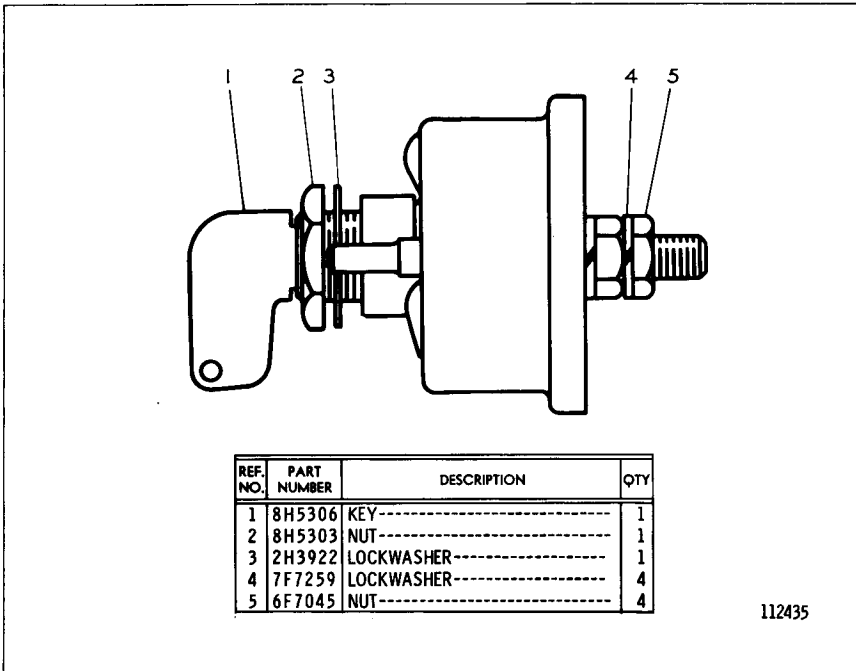
111520



101488

7S7642 WIRING HARNESS

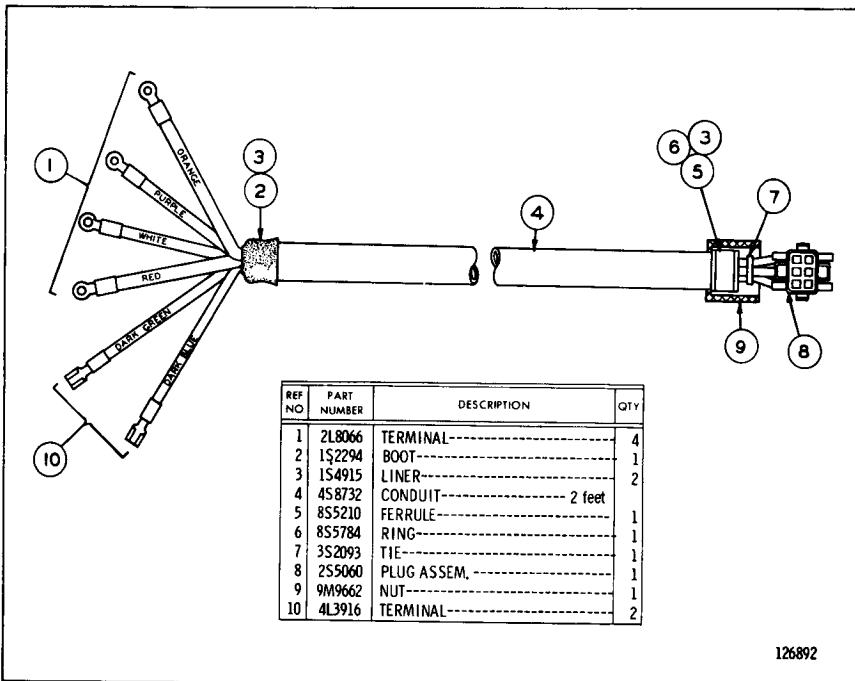
Serial No. 11K1 to 11K1170 inclusive
Part of Battery and Wiring shown on Page 50A



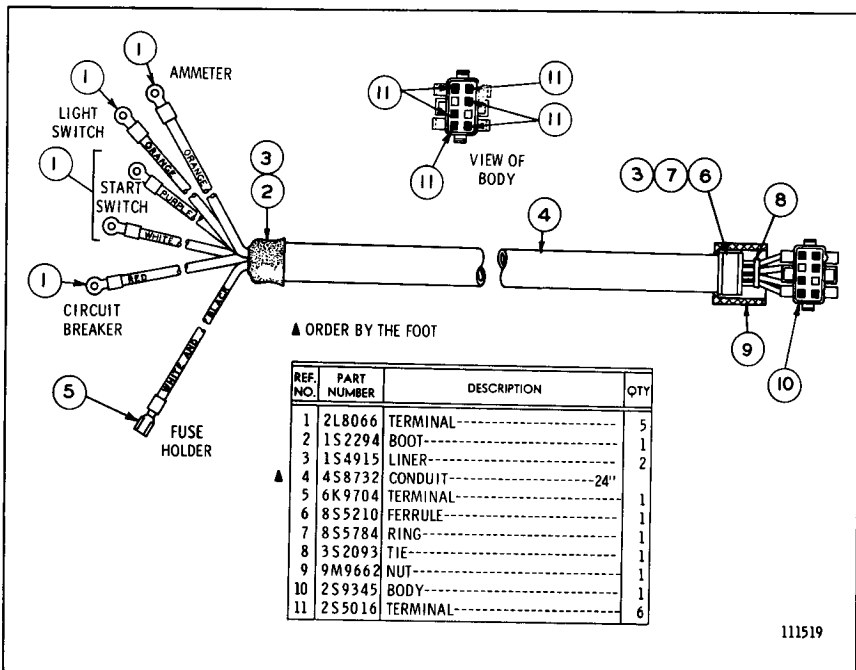
112435

7H7290 DISCONNECT SWITCH ASSEMBLY

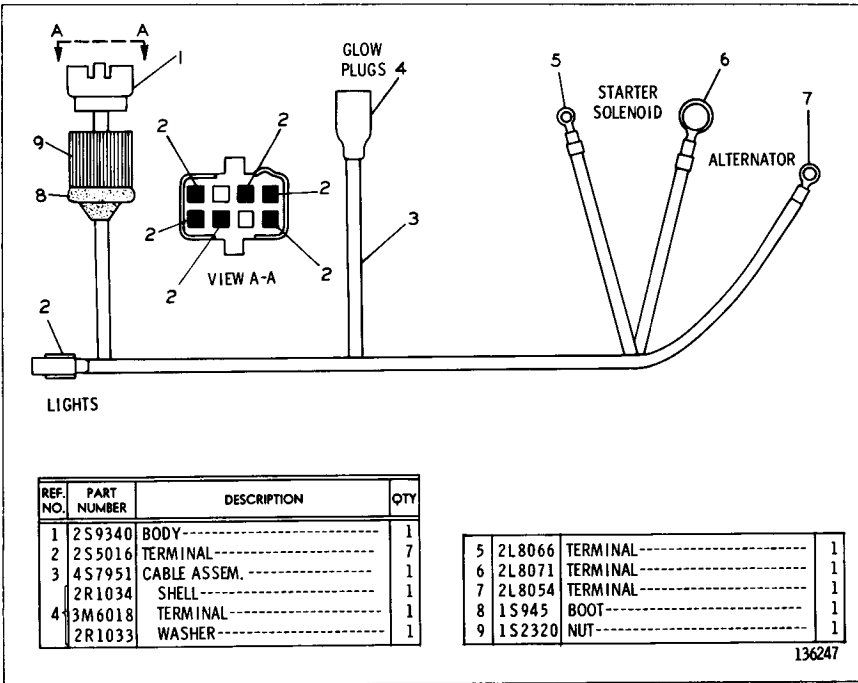
Part of Battery and Wiring shown on Pages 50, 50B, 50D and 50F



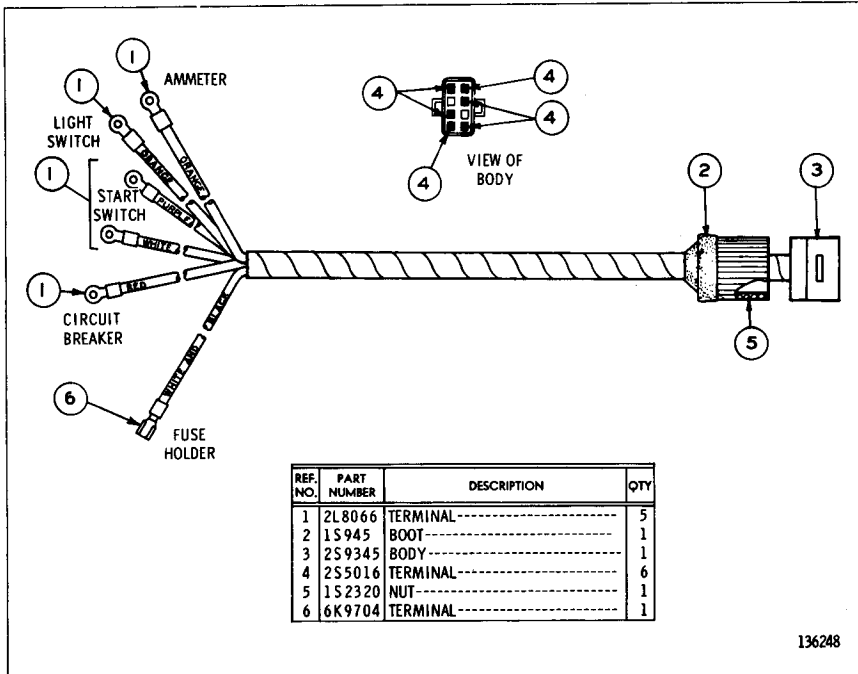
5S4835 WIRING HARNESS ASSEMBLY—24 Volt
 Serial No. 11K1171 to 11K3219 inclusive
 Part of Battery and Wiring shown on Page 50C



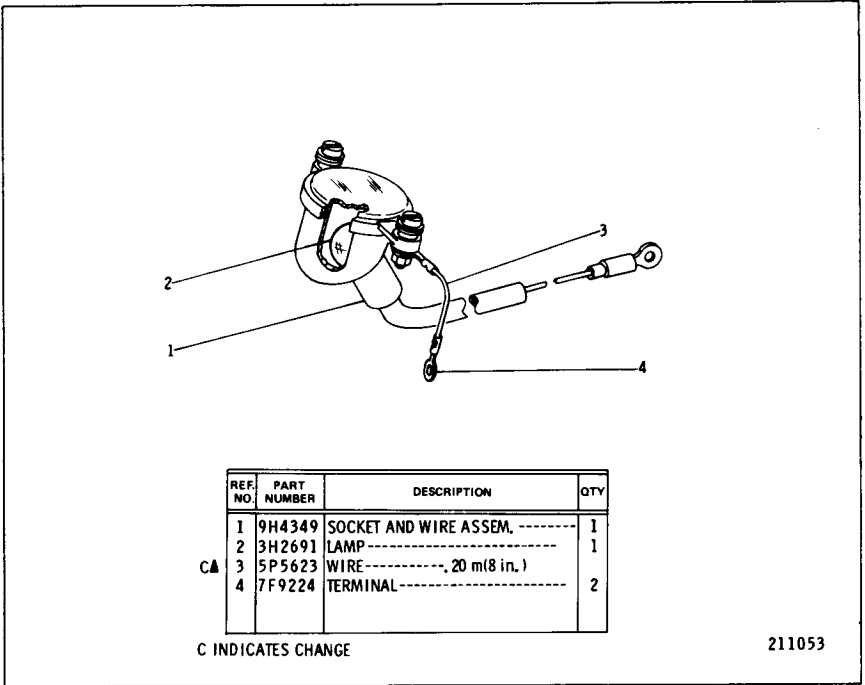
1P972 WIRING HARNESS ASSEMBLY—24 Volt
 Serial No. 11K3220 to 11K3756 and 11K3809-Up
 Part of Battery and Wiring and 1P5391 Wiring Group shown on Pages 51 & 121A



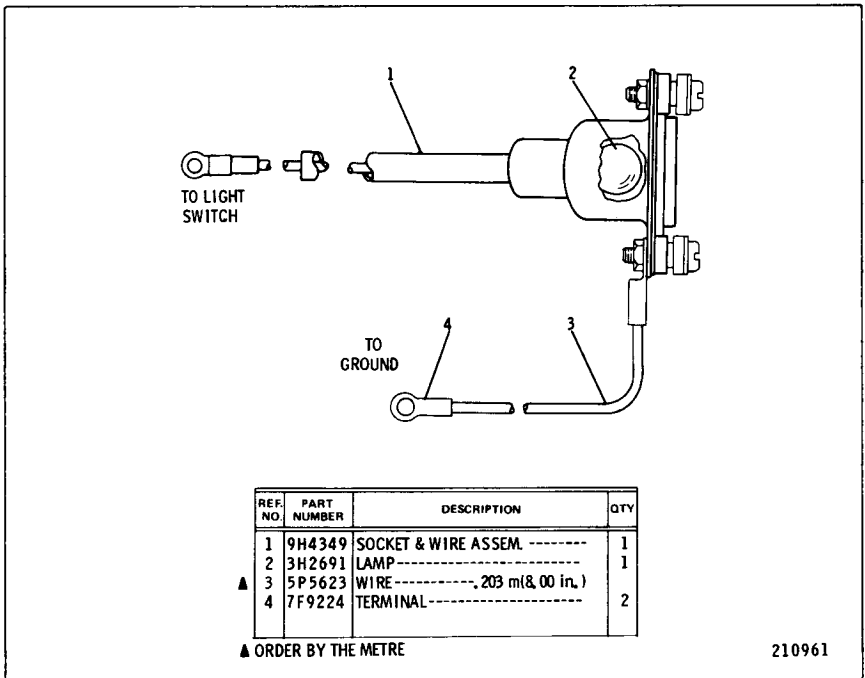
2P2631 WIRING HARNESS ASSEMBLY--24 Volt
 Serial No. 11K3757 to 11K3808 inclusive
 Part of Battery and Wiring shown on Page 50E



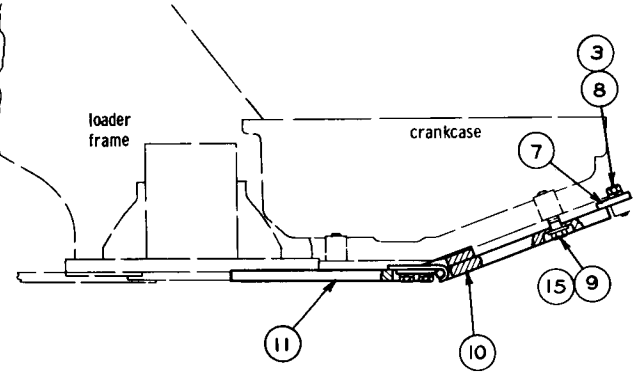
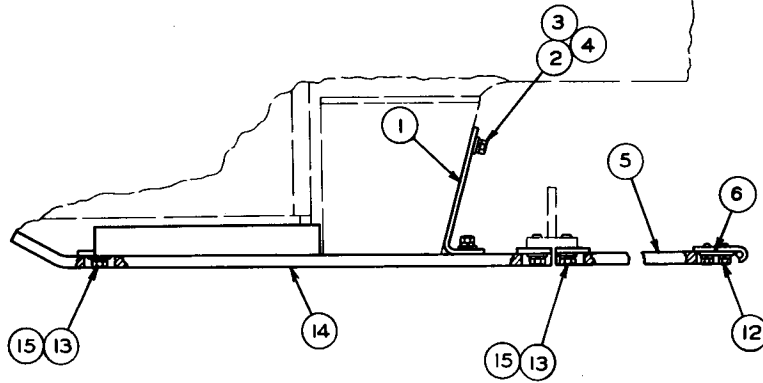
2P2632 WIRING HARNESS ASSEMBLY--24 Volt
 Serial No. 11K3757 to 11K3808 inclusive
 Part of Battery and Wiring shown on Page 50E



9M1305 DASH LAMP ASSEMBLY—24 Volt
 Part of 7S7611 & 1P4784 Battery and Wiring Groups shown on Pages 50A, 50C, 50E & 51



8M7677 DASH LAMP ASSEMBLY—24 Volt
 Part of 7S7611 & 1P4784 Battery & Wiring Groups shown on Pages 50A, 50C, 50E & 51



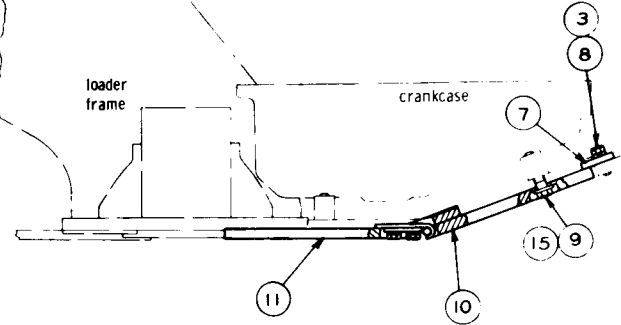
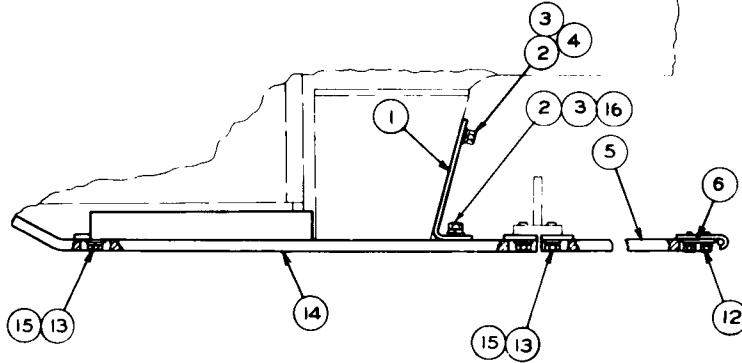
REF. NO.	PART NUMBER	DESCRIPTION	QTY.
1	6K2487	PLATE----- (Right Hand)-----	1
	6K2488	PLATE----- (Left Hand)-----	1
2	6H1717	BOLT-----	6
3	3B4508	LOCKWASHER-----	8
4	4B4280	WASHER-----	6
5	6K2352	GUARD ASSEM.-----	1
6	6K2356	BAR-----	4
7	6K2451	BAR-----	1
8	S 1595	BOLT-----	2

REF. NO.	PART NUMBER	DESCRIPTION	QTY.
9	8S9092	BOLT-----	4
10	6K9538	GUARD ASSEM.----- (Front)-----	1
11	6K9537	GUARD ASSEM.-----	1
	2A762	BOLT-----	8
12	3B4504	LOCKWASHER-----	8
	S 1592	BOLT-----	9
13	3B4510	LOCKWASHER-----	9
14	6K2446	GUARD ASSEM.----- (Rear)-----	1
15	4B4281	WASHER-----	13

108253

CRANKCASE GUARD (6K8368 N/S)–Type 1

CRANKCASE GUARD (6K8368 N/S)—Type 2

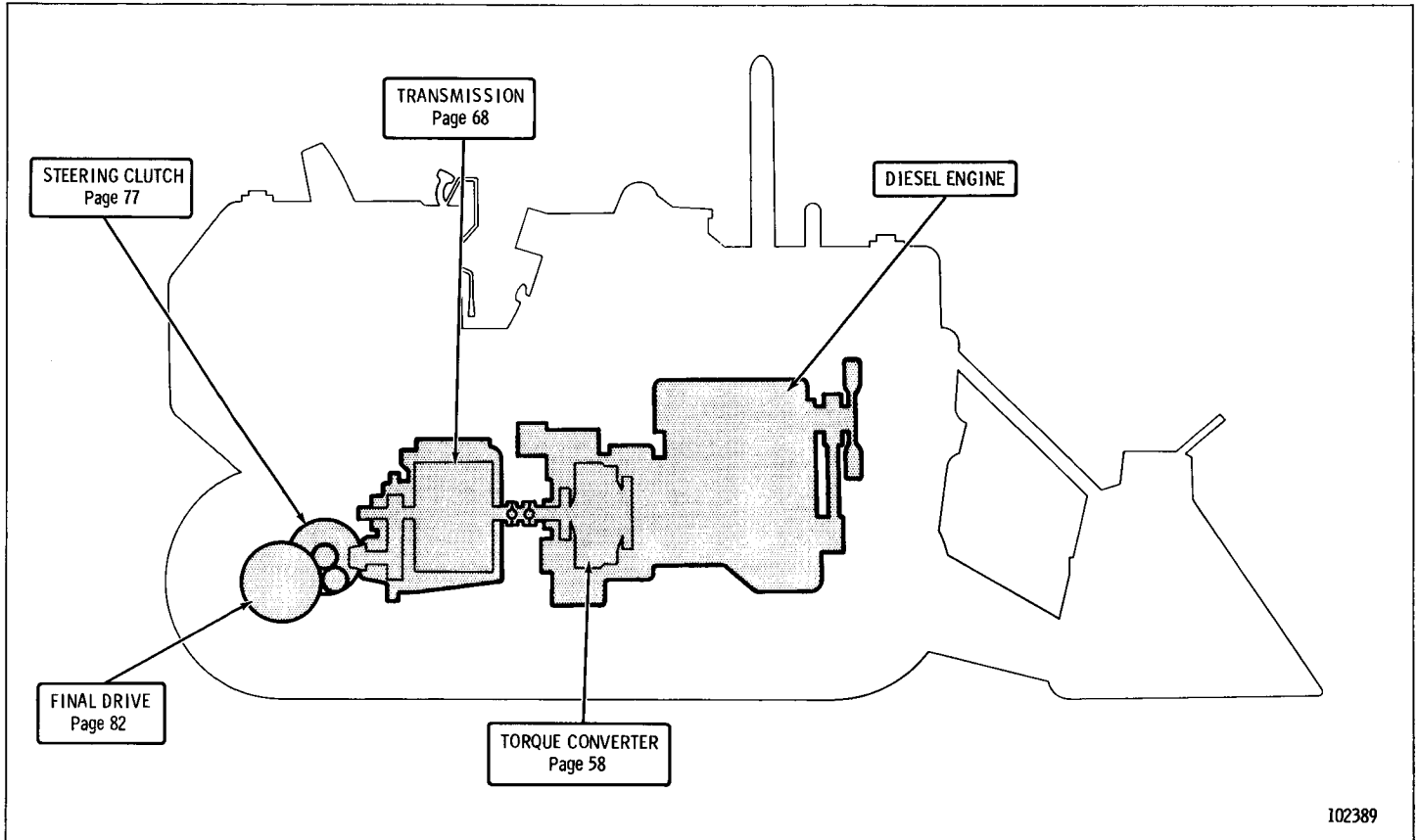


REF NO	PART NUMBER	DESCRIPTION	QTY
	6K 2487	PLATE----- (Right Hand)-----	1
1	6K 2488	PLATE----- (Left Hand)-----	1
	2 6H 1717	BOLT-----	6
	3 3B 4508	LOCKWASHER-----	8
C	4 4B 4280	WASHER-----	2
	5 6K 2352	GUARD ASSEM.-----	1
C	6 7K 1705	BAR-----	4
	7 6K 2451	BAR-----	1
	8 S 1595	BOLT-----	2

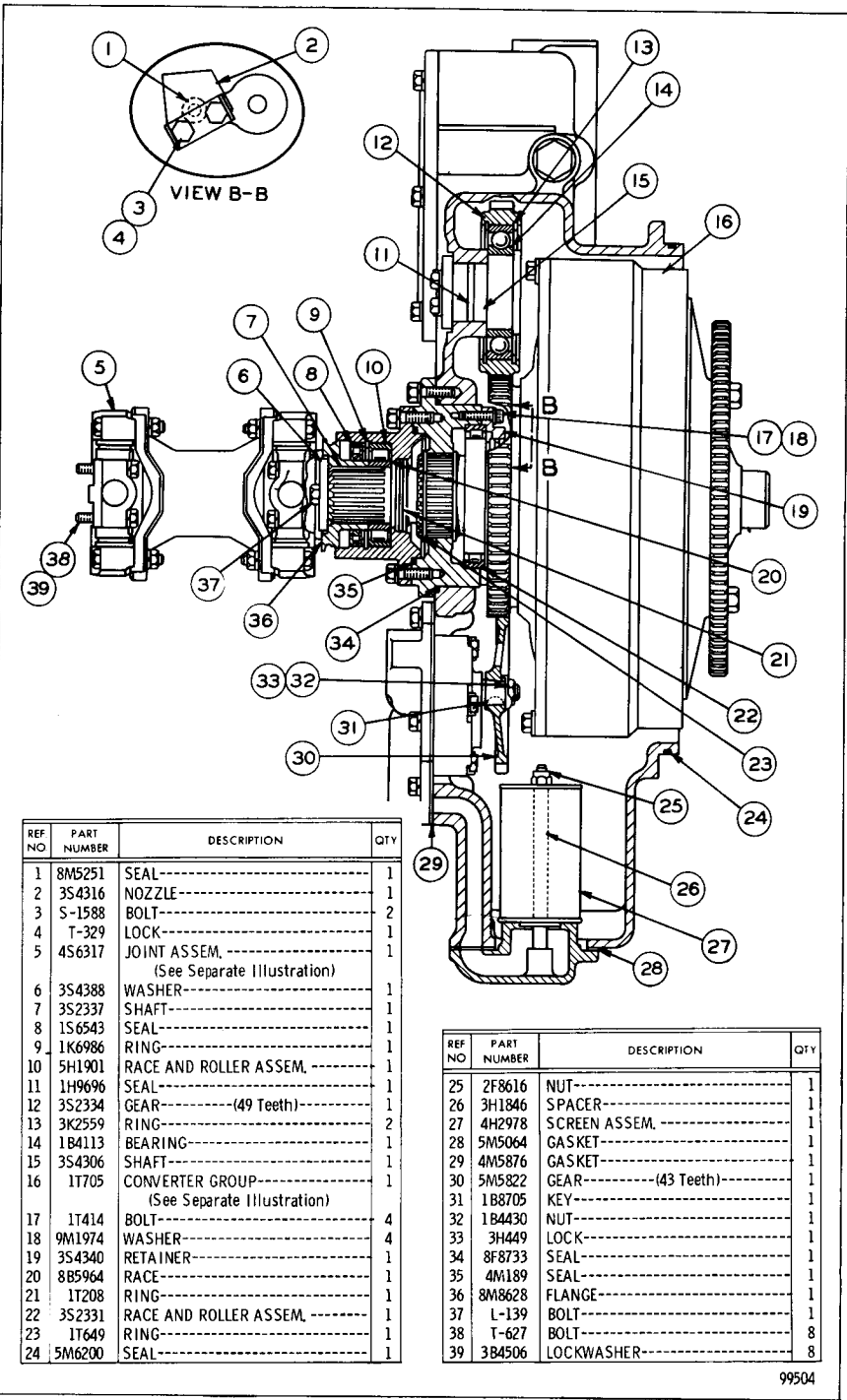
	9 8S 9092	BOLT-----	4
	10 6K 9538	GUARD ASSEM.----- (Front)-----	1
	11 6K 9537	GUARD ASSEM.-----	1
C	12 S 1615	BOLT-----	8
	3B 4504	LOCKWASHER-----	8
	S 1592	BOLT-----	9
13	3B 4510	LOCKWASHER-----	9
	14 6K 2446	GUARD ASSEM.----- (Rear)-----	1
	15 4B 4281	WASHER-----	13
C	16 1A 2519	WASHER-----	4

C INDICATES CHANGE

POWER TRAIN ARRANGEMENT



102389

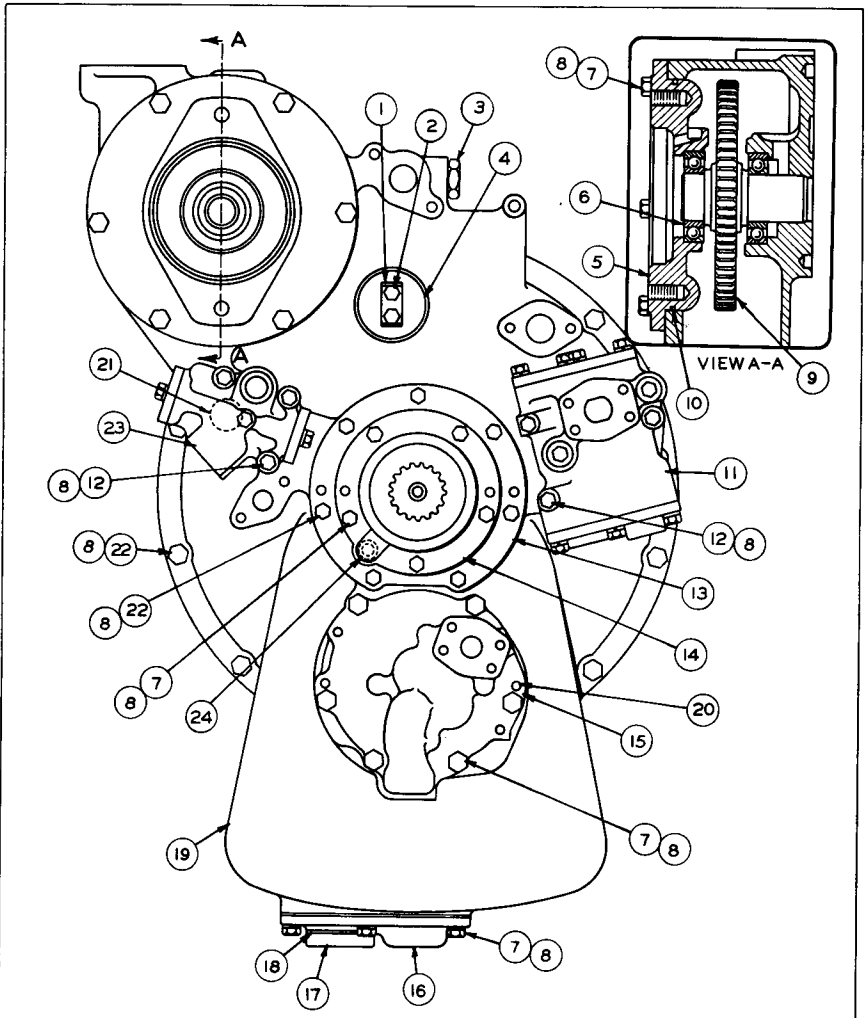


REF NO	PART NUMBER	DESCRIPTION	QTY
1	8M5251	SEAL-----	1
2	3S4316	NOZZLE-----	1
3	S-1588	BOLT-----	2
4	T-329	LOCK-----	1
5	4S6317	JOINT ASSEM.----- (See Separate Illustration)	1
6	3S4388	WASHER-----	1
7	3S2337	SHAFT-----	1
8	1S6543	SEAL-----	1
9	1K6986	RING-----	1
10	5H1901	RACE AND ROLLER ASSEM.-----	1
11	1H9696	SEAL-----	1
12	3S2334	GEAR----- (49 Teeth)-----	1
13	3K2559	RING-----	2
14	1B4113	BEARING-----	1
15	3S4306	SHAFT-----	1
16	1T705	CONVERTER GROUP----- (See Separate Illustration)	1
17	1T414	BOLT-----	4
18	9M1974	WASHER-----	4
19	3S4340	RETAINER-----	1
20	8B5964	RACE-----	1
21	1T208	RING-----	1
22	3S2331	RACE AND ROLLER ASSEM.-----	1
23	1T649	RING-----	1
24	5M6200	SEAL-----	1

REF NO	PART NUMBER	DESCRIPTION	QTY
25	2F8616	NUT-----	1
26	3H1846	SPACER-----	1
27	4H2978	SCREEN ASSEM.-----	1
28	5M5064	GASKET-----	1
29	4M5876	GASKET-----	1
30	5M5822	GEAR----- (43 Teeth)-----	1
31	1B8705	KEY-----	1
32	1B4430	NUT-----	1
33	3H449	LOCK-----	1
34	8F8733	SEAL-----	1
35	4M189	SEAL-----	1
36	8M8628	FLANGE-----	1
37	L-139	BOLT-----	1
38	T-627	BOLT-----	8
39	3B4506	LOCKWASHER-----	8

99504

TORQUE CONVERTER—As Viewed from R.H. Side of Machine—Part 1
 Serial No. 11K1 to 11K1685 inclusive. 1T705 Torque Converter & 4S6317 Universal
 Joint parts are shown on Pages 60 and 62

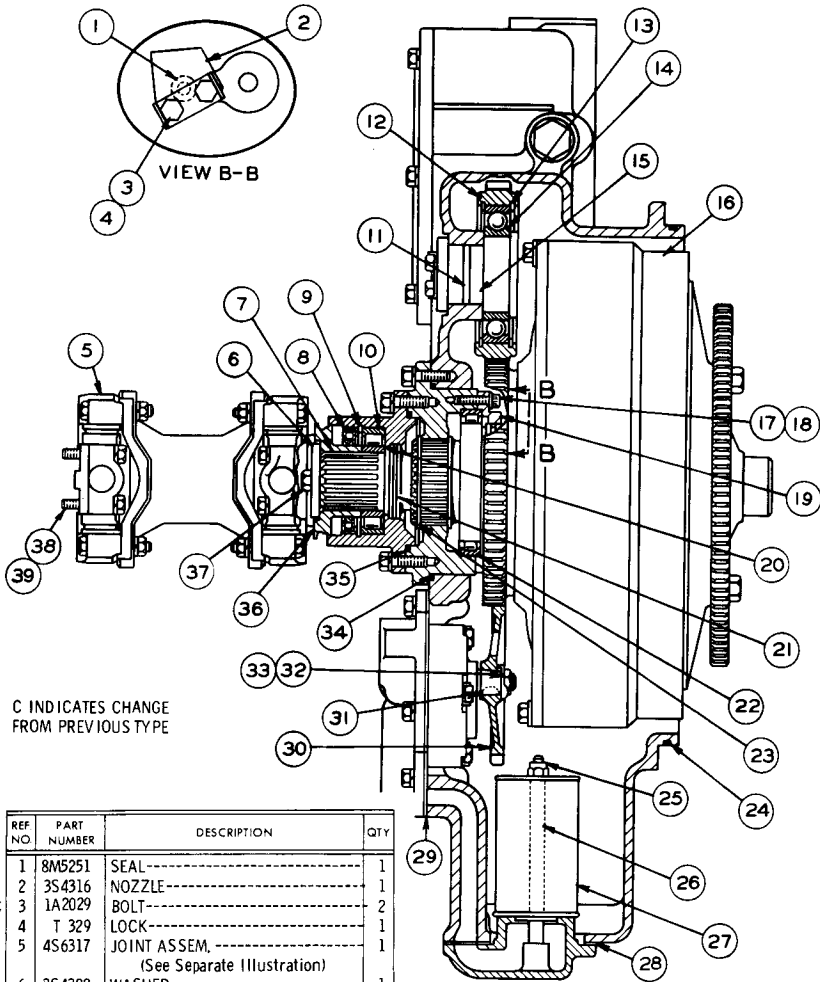


REF NO	PART NUMBER	DESCRIPTION	QTY
1	9M1367	LOCK-----	1
2	5-1594	BOLT-----	2
3	4S8566	PLUG ASSEM.	1
	3D2824	"O" RING (Part of 4S8566 Plug Assem.)	1
4	5M7339	WASHER-----	1
5	3S9905	ADAPTER-----	1
6	4S5874	BEARING-----	2
7	1A2029	BOLT-----	22
8	3B4506	LOCKWASHER-----	45
9	3S4303	GEAR----- (65 Teeth)	1
10	1J2176	SEAL-----	1
11	1S6463	VALVE GROUP----- (See Separate Illustration)	1
12	5-1619	BOLT-----	6
13	3S4282	CARRIER-----	1

REF NO	PART NUMBER	DESCRIPTION	QTY
14	3S4334	SUPPORT-----	1
15	5M7864	PUMP GROUP----- (See Separate Illustration)	1
16	5M5067 19B1484	COVER ASSEM. STUD----- (Part of 5M5067 Cover Assem.)	1
17	8B6599	PLUG-----	1
18	L-1124	GASKET-----	1
19	3S4281	COVER ASSEM.	1
20	5B5812	DOWEL-----	2
21	1A4672	PLUG----- (Parts of 3S4281 Cover Assem.)	2
22	5-1588	BOLT-----	17
23	3S2695	VALVE GROUP----- (See Separate Illustration)	1
24	8M5251	SEAL-----	1

99505

TORQUE CONVERTER—As Viewed from Rear of Machine—Part 2
 Serial No. 11K1 to 11K1685 inclusive
 1S6463, 3S2695 Valve & 5M7864 Pump parts are shown on Pages 61 & 62



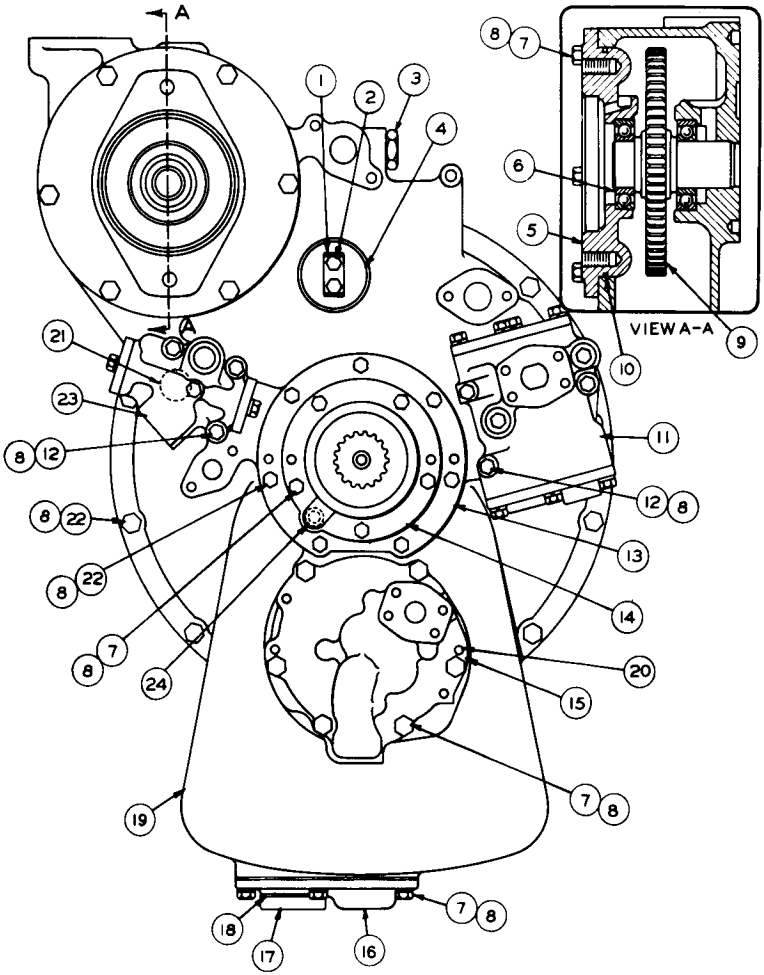
C INDICATES CHANGE
FROM PREVIOUS TYPE

REF NO	PART NUMBER	DESCRIPTION	QTY
1	8M5251	SEAL-----	1
2	3S4316	NOZZLE-----	1
3	1A2029	BOLT-----	2
4	T 329	LOCK-----	1
5	4S6317	JOINT ASSEM.----- (See Separate Illustration)	1
6	3S4388	WASHER-----	1
7	3S2337	SHAFT-----	1
8	1S6543	SEAL-----	1
9	1K6986	RING-----	1
10	5H1901	RACE AND ROLLER ASSEM.-----	1
11	1H9696	SEAL-----	1
12	8S9064	GEAR----- (49 Teeth)-----	1
13	3K2559	RING-----	2
14	1B4113	BEARING-----	1
15	3S4306	SHAFT-----	1
16	1T705	CONVERTER GROUP----- (See Separate Illustration)	1
17	1T414	BOLT-----	4
18	9M1974	WASHER-----	4
19	3S4340	RETAINER-----	1
20	8B5964	RACE-----	1
21	1T208	RING-----	1
22	3S2331	RACE AND ROLLER ASSEM.-----	1
23	1T649	RING-----	1
24	5M6200	SEAL-----	1

REF NO	PART NUMBER	DESCRIPTION	QTY
25	2F8616	NUT-----	1
26	3H1846	SPACER-----	1
27	4H2978	SCREEN ASSEM.-----	1
28	5M5064	GASKET-----	1
29	4M5876	GASKET-----	1
30	5M5822	GEAR----- (43 Teeth)-----	1
31	1B8705	KEY-----	1
32	1B4430	NUT-----	1
33	3H449	LOCK-----	1
34	8F8733	SEAL-----	1
35	4M189	SEAL-----	1
36	8M8628	FLANGE-----	1
37	L 139	BOLT-----	1
38	T 627	BOLT-----	8
39	3B4506	LOCKWASHER-----	8

126310

3S2700 TORQUE CONVERTER GROUP—As Viewed from Right Hand Side of Machine
Serial NO. 11K1686 to 11K3352 and 11K3446 to 11K3680 inclusive
1T705 Torque Converter and 4S6317 Universal Joint parts are shown
on Pages 60 and 62



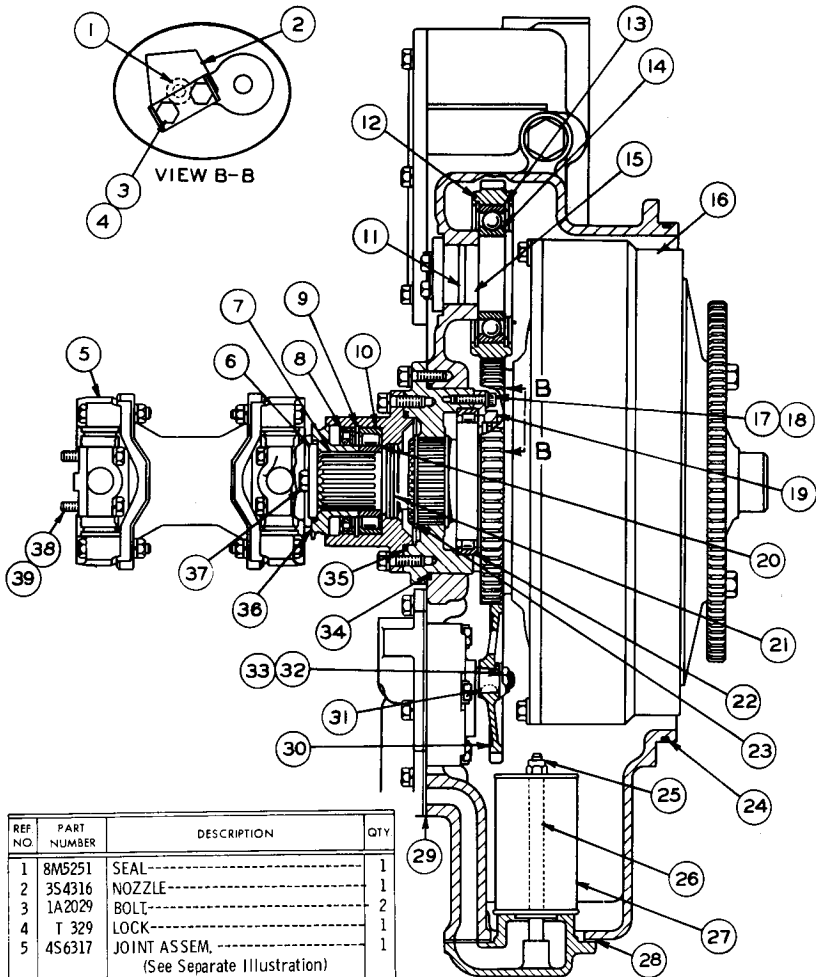
REF NO	PART NUMBER	DESCRIPTION	QTY
1	9M1367	LOCK-----	1
2	S 1594	BOLT-----	2
3	4S8566	PLUG ASSEM-----	1
	3D2824	'O' RING----- (Part of 4S8566 Plug Assem.)	1
4	5M7339	WASHER-----	1
5	3S9905	ADAPTER-----	1
6	4S5874	BEARING-----	2
7	1A2029	BOLT-----	22
8	3B4506	LOCKWASHER-----	45
9	3S4303	GEAR----- (65 Teeth)	1
10	1J2176	SEAL-----	1
C 11	9S5281	VALVE GROUP----- (Separate Illustration)	1
12	S 1619	BOLT-----	6
13	3S4282	CARRIER-----	1

14	3S4334	SUPPORT-----	1
15	5M7864	PUMP GROUP----- (Separate Illustration)	1
16	5M5071	COVER-----	1
	7B533	STUD-----	1
17	8B6599	PLUG-----	1
18	L1124	GASKET-----	1
19	3S4281	COVER ASSEM-----	1
20	5B5812	DOWEL-----	2
21	1A4672	PLUG----- (Parts of 3S4281 Assem.)	2
22	S1588	BOLT-----	17
23	3S2695	VALVE GROUP----- (Separate Illustration)	1
24	8M5251	SEAL-----	1

C INDICATES CHANGE

158374

3S2700 TORQUE CONVERTER GROUP—As Viewed from Rear of Machine
 Serial No. 11K1686 to 11K3352 and 11K3446 to 11K3680 inclusive
 9S5281, 3S2695 Valve and 5M7864 Pump parts are shown
 on Pages 60C, 61 and 62

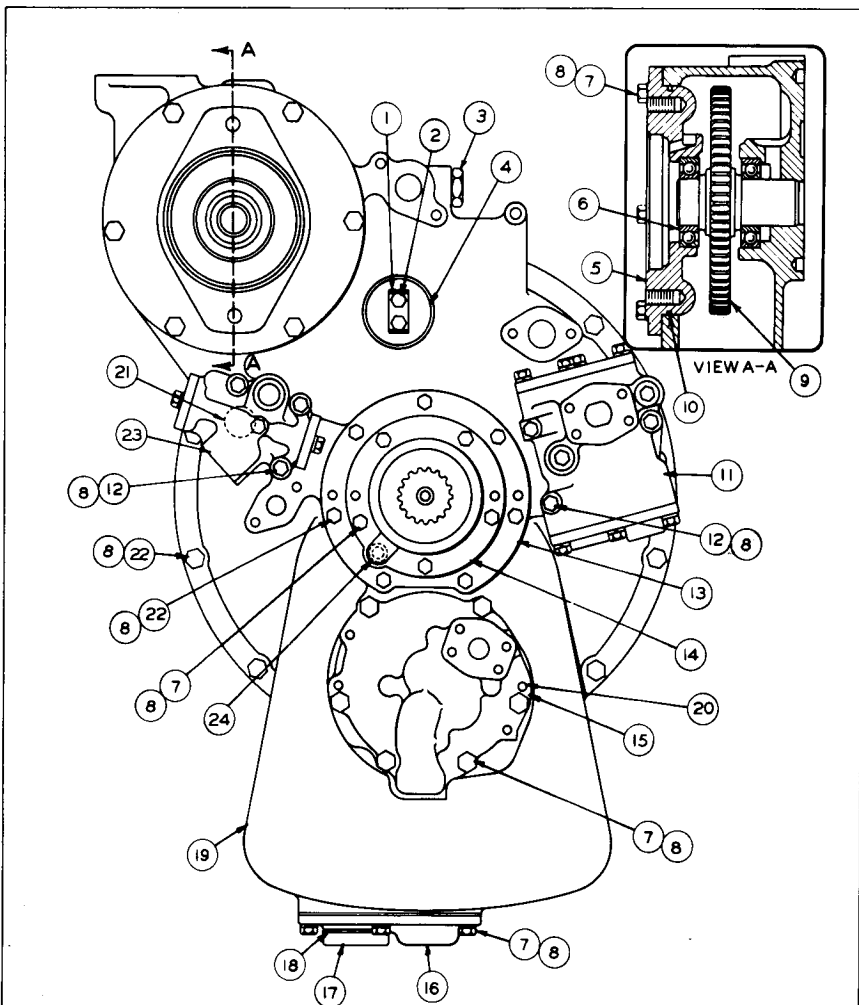


REF NO	PART NUMBER	DESCRIPTION	QTY
1	8M5251	SEAL-----	1
2	3S4316	NOZZLE-----	1
3	1A2029	BOLT-----	2
4	T 329	LOCK-----	1
5	4S6317	JOINT ASSEM. (See Separate Illustration)	1
6	3S4388	WASHER-----	1
7	3S2337	SHAFT-----	1
8	1S6543	SEAL-----	1
9	1K6986	RING-----	1
10	5H1901	RACE AND ROLLER ASSEM.	1
11	1H9696	SEAL-----	1
12	8S9059	GEAR----- (37 Teeth)	1
13	3K2525	RING-----	2
14	1B4113	BEARING-----	1
15	3S4306	SHAFT-----	1
16	1T1000	CONVERTER GROUP (See Separate Illustration)	1
17	1T414	BOLT-----	4
18	9M1974	WASHER-----	4
19	3S4340	RETAINER-----	1
20	8B5964	RACE-----	1
21	1T208	RING-----	1
22	3S2331	RACE AND ROLLER ASSEM.	1
23	1T649	RING-----	1
24	5M6200	SEAL-----	1

REF NO	PART NUMBER	DESCRIPTION	QTY
25	2F8616	NUT-----	1
26	3H1846	SPACER-----	1
27	4H2978	SCREEN ASSEM.	1
28	5M5064	GASKET-----	1
29	4M5876	GASKET-----	1
30	1P6160	GEAR----- (32 Teeth)	1
31	1B8705	KEY-----	1
32	1B4430	NUT-----	1
33	3H4449	LOCK-----	1
34	8F8733	SEAL-----	1
35	4M189	SEAL-----	1
36	8M8628	FLANGE-----	1
37	L 139	BOLT-----	1
38	T 627	BOLT-----	8
39	3B4506	LOCKWASHER-----	8

111708

3S2700 TORQUE CONVERTER GROUP—As Viewed from Right Hand Side of Machine
 Serial No. 11K3353 to 11K3445 and 11K3681 to 11K3740 inclusive
 1T1000 Converter and 4S6317 Joint parts are shown on Pages 60A and 62



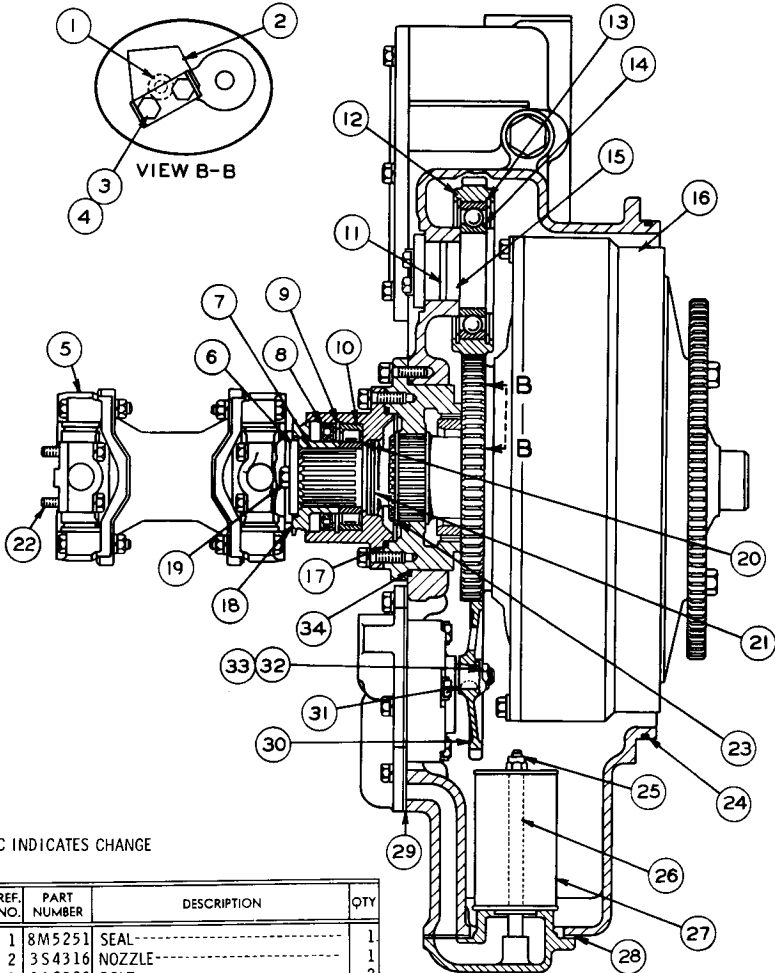
REF NO	PART NUMBER	DESCRIPTION	QTY
1	9M1367	LOCK-----	1
2	S 1594	BOLT-----	2
3	4S8566	PLUG ASSEM.-----	1
	3D2824	"O" RING----- (Part of 4S8566 Plug Assem.)	1
4	5M7339	WASHER-----	1
5	3S9905	ADAPTER-----	1
6	4S5874	BEARING-----	2
7	1A2029	BOLT-----	22
8	3B4506	LOCKWASHFR-----	45
9	1P6161	GEAR----- (48 Teeth)	1
10	1J2176	SEAL-----	1
11	9S5281	VALVE GROUP----- (Separate Illustration)	1
12	S 1619	BOLT-----	6
13	3S4282	CARRIER-----	1

14	3S4334	SUPPORT-----	1
15	5M7864	PUMP GROUP----- (Separate Illustration)	1
16	5M5071	COVER-----	1
	7B533	STUD-----	1
17	8B6599	PLUG-----	1
18	L1124	GASKET-----	1
19	3S4281	COVER ASSEM.-----	1
20	5B5812	DOWEL-----	2
21	1A4672	PLUG----- (Parts of 3S4281 Assem.)	2
22	S1588	BOLT-----	17
23	3S2695	VALVE GROUP----- (Separate Illustration)	1
24	8M5251	SEAL-----	1

C INDICATES CHANGE

158375

3S2700 TORQUE CONVERTER GROUP—As Viewed from Rear of Machine
Serial No. 11K3353 to 11K3445 and 11K3681 to 11K3740 inclusive. 9S5281, 3S2695
Valve and 5M7864 Pump parts are shown on Pages 60C, 61 and 62



C INDICATES CHANGE

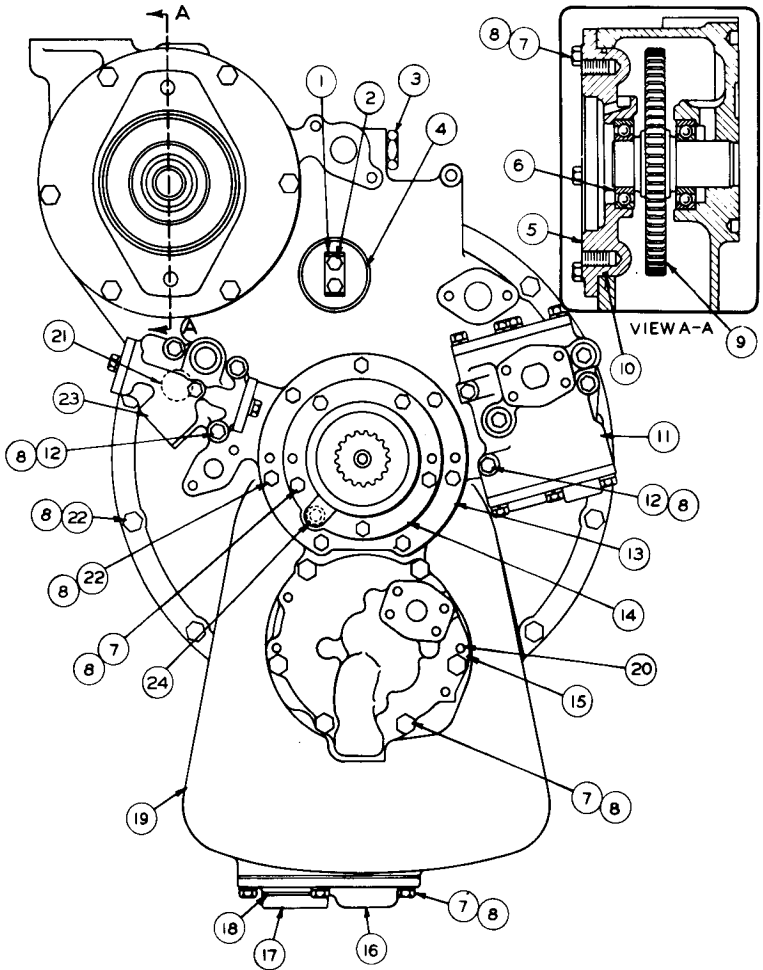
REF. NO.	PART NUMBER	DESCRIPTION	QTY
1	8M5251	SEAL-----	1
2	3S4316	NOZZLE-----	1
3	1A2029	BOLT-----	2
4	T329	LOCK-----	1
5	4S6317	JOINT ASSEM.----- (See Separate Illustration)	1
6	3S4388	WASHER-----	1
7	3S2337	SHAFT-----	1
8	1S6543	SEAL-----	1
9	1K6986	RING-----	1
10	5H1901	RACE AND ROLLER ASSEM.-----	1
11	1H9696	SEAL-----	1
12	8S9059	GEAR----- (37 Teeth)-----	1
13	3K2559	RING-----	2
14	1B4113	BEARING-----	1
15	3S4306	SHAFT-----	1
16	1T1010	CONVERTER GROUP----- (See Separate Illustration)	1
17	4M189	SEAL-----	1
18	8M8628	FLANGE-----	1

19	L139	BOLT-----	1
20	8B5964	RACE-----	1
21	1T208	RING-----	1
	T627	BOLT-----	8
22	3B4506	LOCKWASHER-----	8
23	1T649	RING-----	1
24	5M6200	SEAL-----	1
25	2F8616	NUT-----	1
26	3H1846	SPACER-----	1
27	4H2978	SCREEN ASSEM.-----	1
28	5M5064	GASKET-----	1
29	4M5876	GASKET-----	1
30	1P6160	GEAR----- (32 Teeth)-----	1
31	1B8705	KEY-----	1
32	1B4430	NUT-----	1
33	3H449	LOCK-----	1
34	8F8733	SEAL-----	1

137232

3S2700 TORQUE CONVERTER GROUP—As Viewed from Right Hand Side of Machine
Serial No. 11K3741—Up

1T1010 Converter and 4S6317 Joint parts are shown on Pages 60B and 62



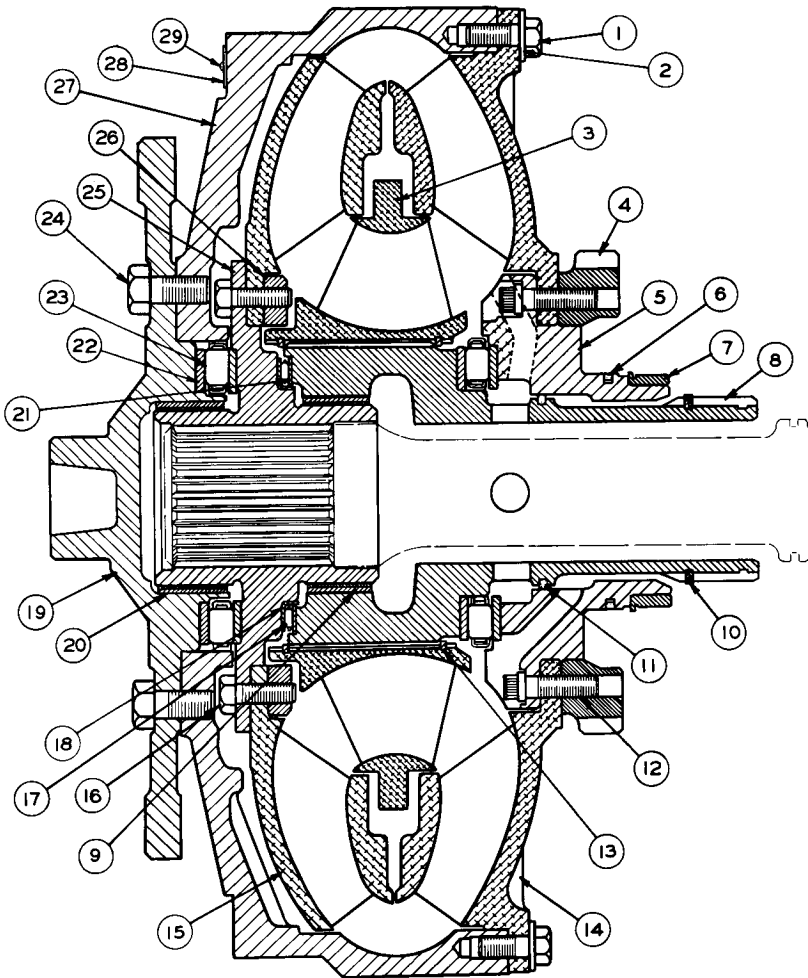
REF. NO.	PART NUMBER	DESCRIPTION	QTY
1	9M1367	LOCK	1
2	S1594	BOLT	2
3	4S8566	PLUG ASSEM.	1
4	3D2824	"O" RING	1
5	5M7339	WASHER	1
5	3S9905	ADAPTER	1
6	4S5874	BEARING	2
7	1A2029	BOLT	22
8	3B4506	LOCKWASHER	45
9	1P6161	GEAR (48 Teeth)	1
10	1J2176	SEAL	1
11	9S5281	VALVE GROUP (Separate Illustration)	1
12	S1619	BOLT	6

C 13	2P1059	CARRIER ASSEM.	1
	1T969	BEARING	1
14	3S4334	SUPPORT	1
15	5M7864	PUMP GROUP (Separate Illustration)	1
	5M5071	COVER	1
16	7B533	STUD	1
17	8B6599	PLUG	1
18	L1124	GASKET	1
19	3S4281	COVER ASSEM.	1
C 20	5B5812	DOWEL	2
	1A4672	PLUG	2
22	S1588	BOLT	17
23	3S2695	VALVE GROUP (Separate Illustration)	1
24	8M5251	SEAL (Separate Illustration)	1

C INDICATES CHANGE

158376

3S2700 TORQUE CONVERTER GROUP—As Viewed from Rear of Machine
 Serial No. 11K3741—Up. 9S5281, 3S2695 Valve and 5M7864 Pump parts
 are shown on Pages 60C, 61 and 62



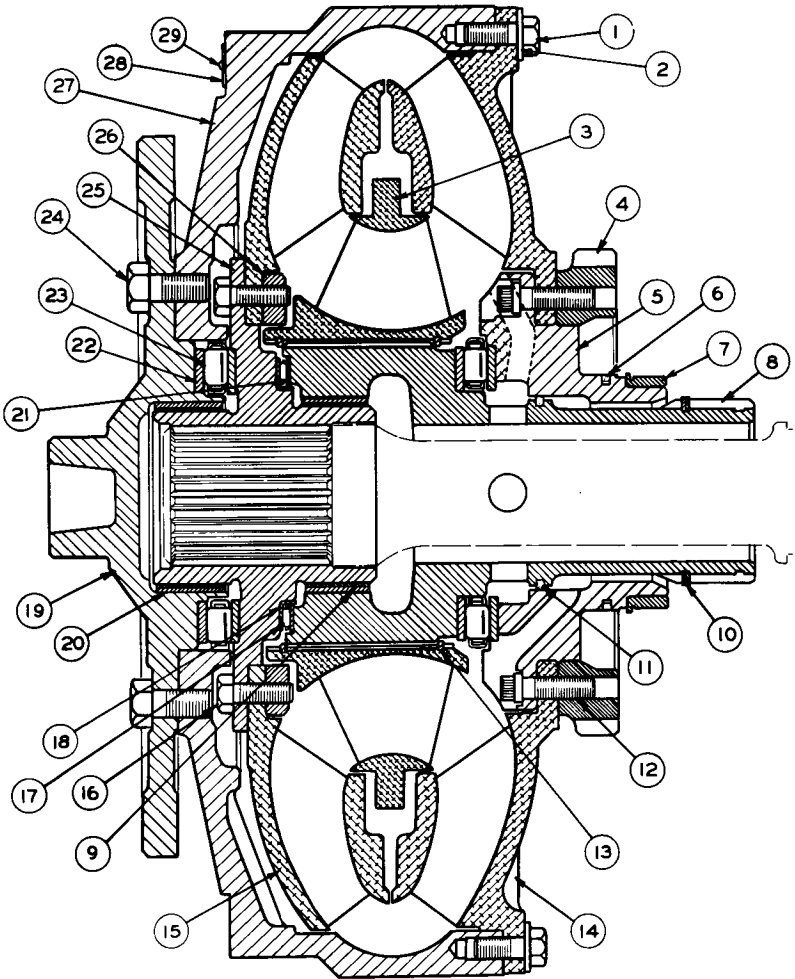
REF NO	PART NUMBER	DESCRIPTION	QTY
1	S1594	BOLT-----	36
2	1T689	WASHER-----	36
3	1T708	STATOR-----	1
4	1T712	GEAR----- (64 Teeth)	1
5	1T713	HUB-----	1
6	2S6498	SEAL-----	1
7	1T944	RACE-----	1
8	1T711	CARRIER ASSEM-----	1
9	1T766	BEARING----- (Part of 1T711 Carrier Assem.)	1
10	1T649	RING-----	1
11	1T648	SEAL-----	1
12	1T720	BOLT-----	12
13	1T651	RING-----	2
14	1T709	IMPELLER-----	1
15	1T662	TURBINE-----	1

REF NO	PART NUMBER	DESCRIPTION	QTY
16	6F7030	BOLT-----	20
17	1T706	BEARING-----	1
18	1T762	RACE-----	1
19	1T716	SPIDER ASSEM-----	1
20	1T766	BEARING----- (Part of 1T716 Spider Assem.)	1
21	1T763	RACE-----	1
22	1T686	RACE-----	4
23	1T655	BEARING-----	2
24	S1621	BOLT-----	12
25	1T714	HUB-----	1
26	1T665	RING-----	1
27	1T669	HOUSING-----	1
28	1T688	PLATE-----	1
29	4B4158	SCREW-----	2

110760

1T705 TORQUE CONVERTER ASSEMBLY

Serial No. 11K1 to 11K3352 and 11K3446 to 11K3680 inclusive
Part of Torque Converter shown on Pages 58 and 58B

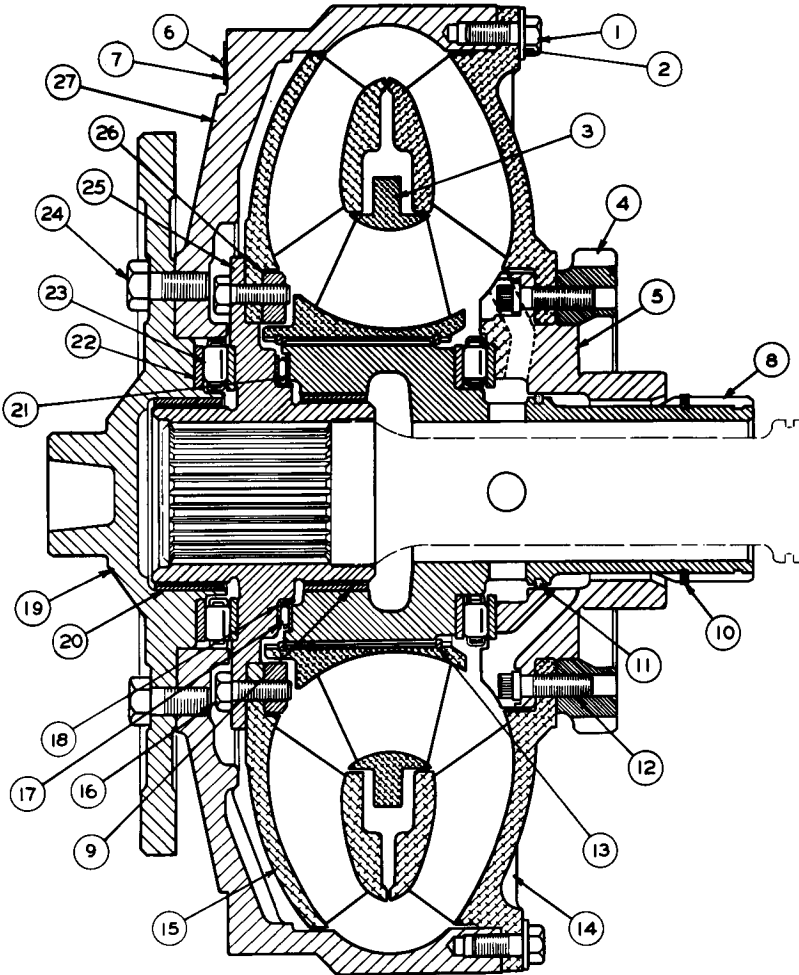


REF NO	PART NUMBER	DESCRIPTION	QTY
1	S1594	BOLT-----	36
2	1T689	WASHER-----	36
3	1T708	STATOR-----	1
4	1T989	GEAR----- (47 Teeth)	1
5	1T713	HUB-----	1
6	2S6498	SEAL-----	1
7	1T944	RACE-----	1
8	1T711	CARRIER ASSEM.-----	1
9	1T766	BEARING----- (Part of 1T711 Carrier Assem.)	1
10	1T649	RING-----	1
11	1T648	SEAL-----	1
12	1T720	BOLT-----	12
13	1T651	RING-----	2
14	1T709	IMPELLER-----	1
15	1T662	TURBINE-----	1

REF NO	PART NUMBER	DESCRIPTION	QTY
16	6F7030	BOLT-----	20
17	1T706	BEARING-----	1
18	1T762	RACE-----	1
19	1T716	SPIDER ASSEM.-----	1
20	1T766	BEARING----- (Part of 1T716 Spider Assem.)	1
21	1T763	RACE-----	1
22	1T686	RACE-----	4
23	1T655	BEARING-----	2
24	S1621	BOLT-----	12
25	1T714	HUB-----	1
26	1T665	RING-----	1
27	1T669	HOUSING-----	1
28	5M2477	PLATE-----	1
29	4B4158	SCREW-----	2

111710

1T1000 TORQUE CONVERTER ASSEMBLY
 Serial No. 11K3353 to 11K3445 and 11K3681 to 11K3740 inclusive
 Part of Torque Converter shown on Page 58D

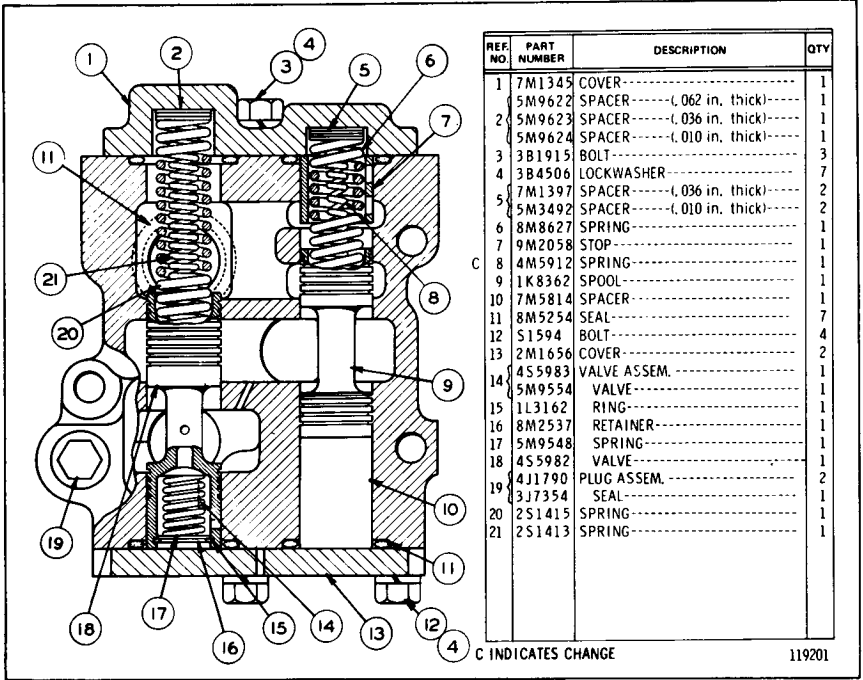


REF NO	PART NUMBER	DESCRIPTION	QTY
1	S1594	BOLT-----	36
2	1T689	WASHER-----	36
3	1T708	STATOR-----	1
4	1T989	GEAR----- (47 Teeth)	1
5	1T987	HUB-----	1
6	4B4158	SCREW-----	2
7	1T688	PLATE-----	1
8	1T711	CARRIER ASSEM.	1
9	1T766	BEARING-----	1
10	1T649	RING-----	1
11	1T648	SEAL-----	1
12	1T720	BOLT-----	12
13	1T651	RING-----	2
14	1T709	IMPELLER-----	1
15	1T662	TURBINE-----	1

16	6F7030	BOLT-----	20
17	1T706	BEARING-----	1
18	1T762	RACE-----	1
19	1T716	SPIDER ASSEM.	1
20	1T766	BEARING-----	1
21	1T763	RACE-----	1
22	1T686	RACE-----	4
23	1T655	BEARING-----	2
24	S1621	BOLT-----	12
25	1T714	HUB-----	1
26	1T665	RING-----	1
27	1T669	HOUSING-----	1

137234

1T1010 TORQUE CONVERTER GROUP
 Serial No. 11K3741-Up
 Part of Torque Converter shown on Page 58F



9S5281 RELIEF VALVE GROUP

Serial No. 11K1686-Up

Part of Torque Converter shown on Pages 58C, 58E and 59

REF. NO.	PART NUMBER	DESCRIPTION	QTY.
1	7M1345	COVER-----	1
	5M9622	SPACER-----(.062" Thick)	1
2	5M9623	SPACER-----(.036" Thick)	1
	5M9624	SPACER-----(.010" Thick)	1
3	3B1915	BOLT-----	3
4	3B4506	LOCKWASHER-----	7
5	7M1397	SPACER-----(.036" Thick)	2
	5M3492	SPACER-----(.010" Thick)	2
6	8M8627	SPRING-----	1
7	9M2058	STOP-----	1
8	1S6462	BODY-----	1
9	1K8362	SPOOL-----	1
10	7M5814	SPACER-----	1
11	8M5254	SEAL-----	4
12	S-1594	BOLT-----	4
13	2M1656	COVER-----	2
	4S5983	VALVE ASSEM.-----	1
Consisting of:			
14	5M9554	VALVE-----	1
15	1L3162	RING-----	1
16	8M2537	RETAINER-----	1
17	5M9548	SPRING-----	1
18	4S5982	VALVE-----	1
19	4J1790	PLUG ASSEM.-----	2
	3J7354	SEAL-----	2
(1 in each 4J1790 Plug Assem.)			
20	8M6402	SPRING-----	1
21	8M6403	SPRING-----	1
22	8M5254	SEAL-----	3

99773

1S6463 RELIEF VALVE GROUP

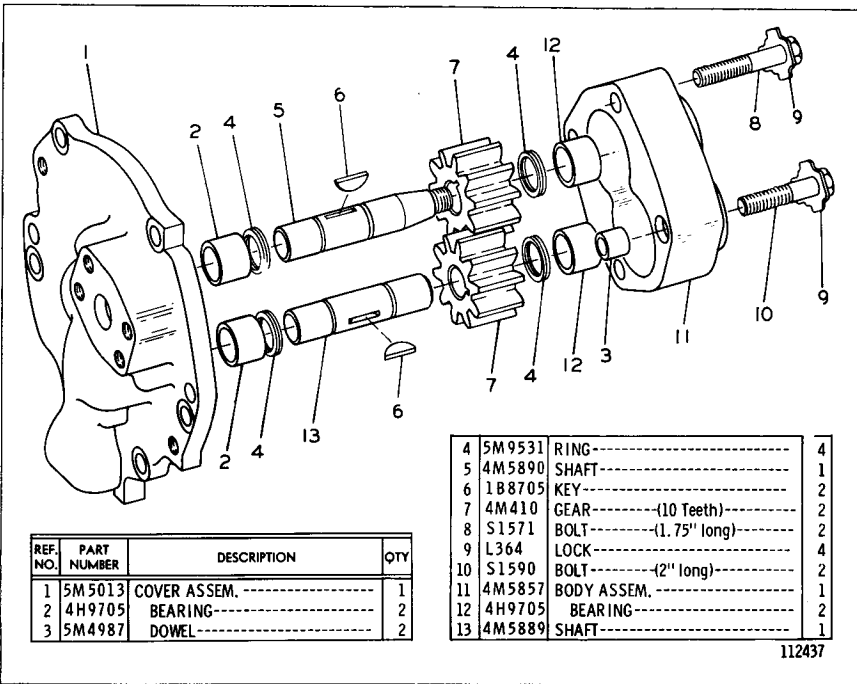
Serial No. 11K1 to 11K1685 inclusive. Part of Torque Converter shown on Page 58A

REF. NO.	PART NUMBER	DESCRIPTION	QTY.
1	2S1384	SPOOL ASSEM.-----	1
	2S1385	SPOOL-----	1
2	8M2538	POPPET-----	1
3	5M9548	SPRING-----	1
4	8M4409	RETAINER-----	1
5	7M8592	RING-----	1
6	5M6214	PLUG-----	1
7	7B3028	SCREW-----	1
8	3S2654	PLATE----- (identification)-----	1
9	S1594	BOLT-----	4
	3B4506	LOCKWASHER-----	4
10	4M8239	COVER-----	2
11	8M4986	SEAL-----	3
12	8M8157	SEAL-----	1
13	2S1382	SPRING-----	1
14	4M1751	SPACER----- (.016 in. thick)	3
	5S7001	SPACER----- (.036 in. thick)	5

119206

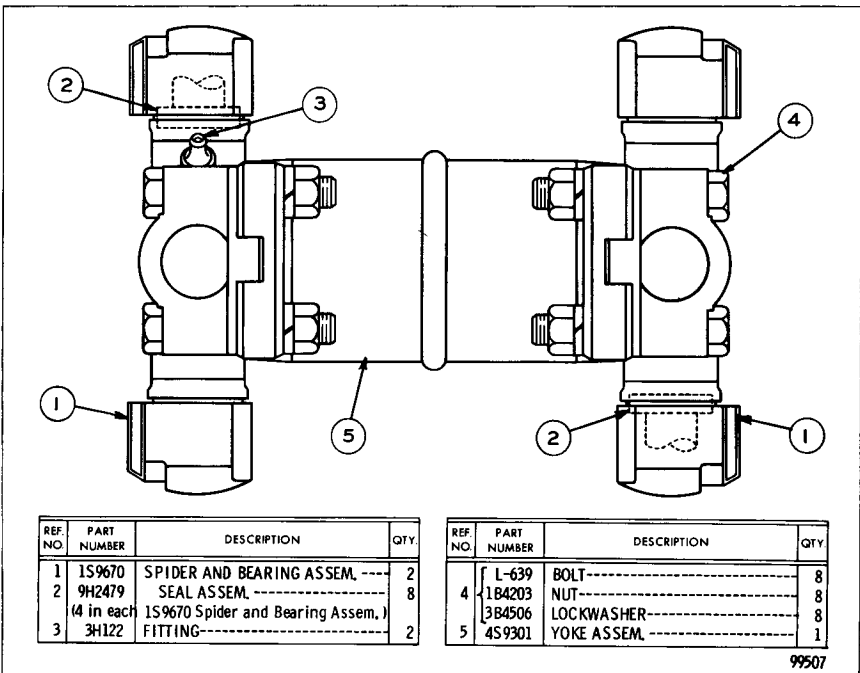
3S2695 RELIEF VALVE GROUP

Part of Torque Converter shown on Pages 58A, 58C and 59



5M7864 SCAVENGE PUMP GROUP

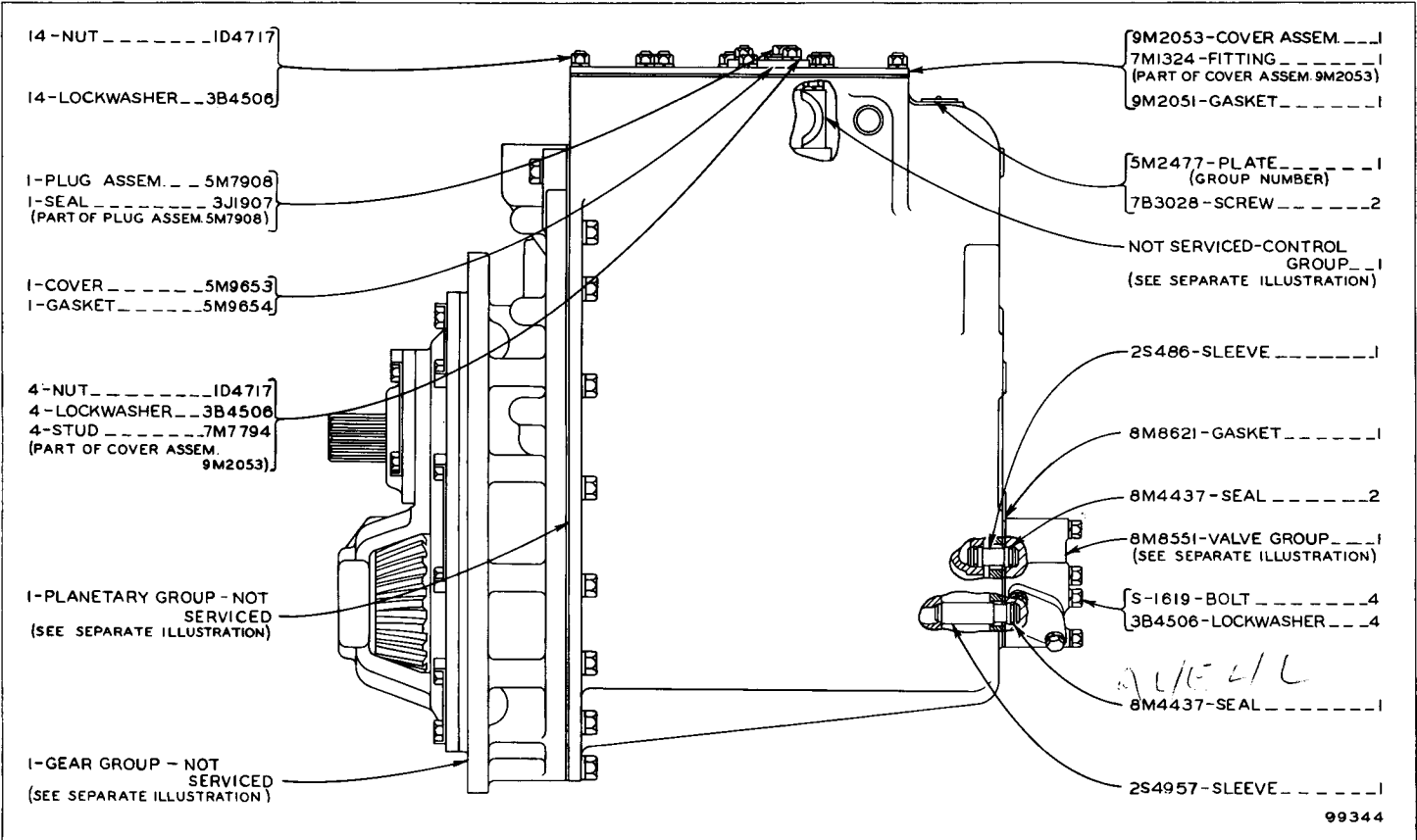
Part of Torque Converter shown on Pages 58A, 58C, 58E & 59



4S6317 UNIVERSAL JOINT ASSEMBLY

Part of Torque Converter shown on Pages 58, 58B, 58D & 58F

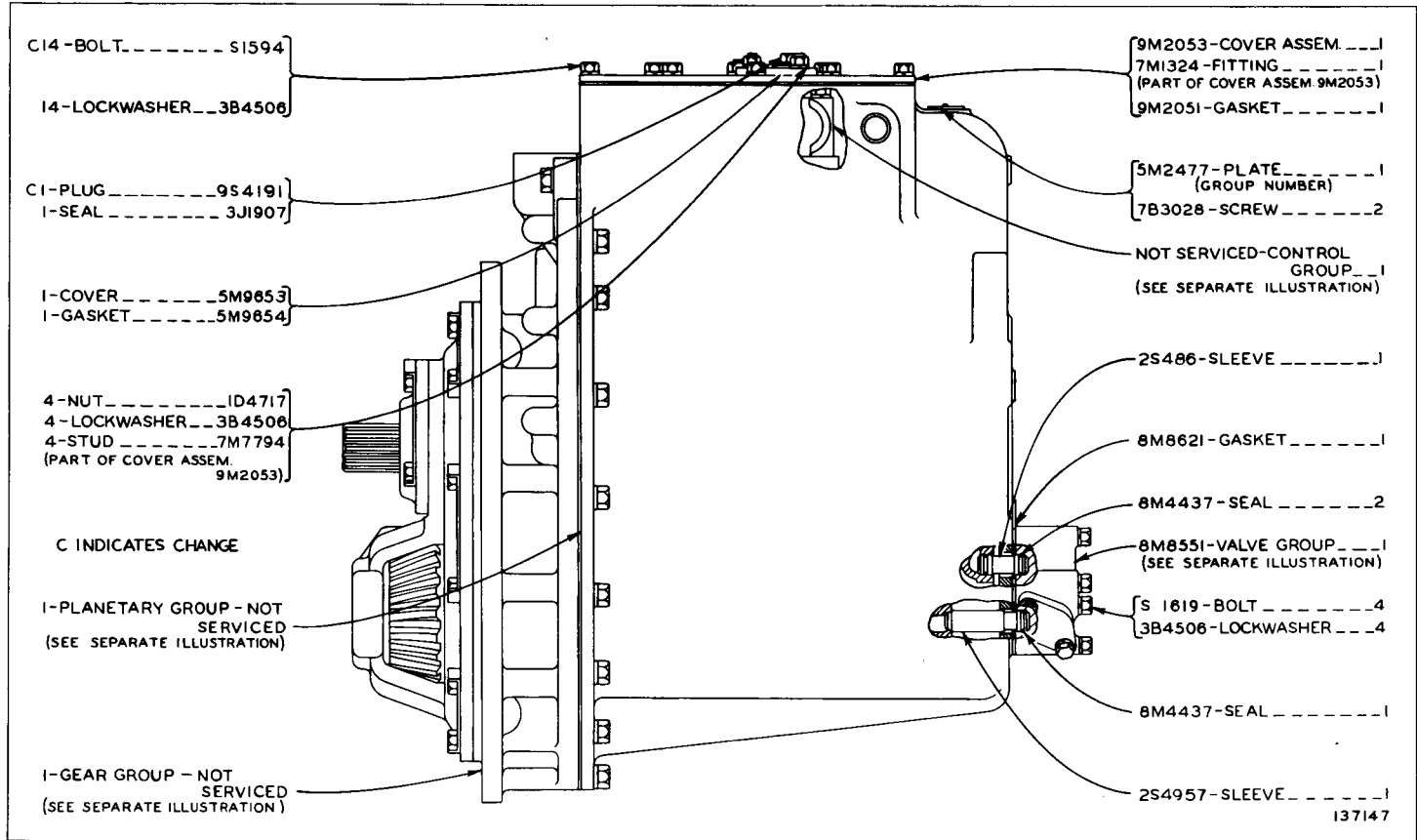
3S2706 RANGE TRANSMISSION ARRANGEMENT—As Viewed from Right Hand Side of Machine
 Serial No. 11K1 to 11K3542 inclusive
 Transmission Hydraulic Control, Transfer Gears, Planetary Transmission & 8M8551 Relief Valve parts are
 shown on Pages 64, 66B, 68, 68A and 70

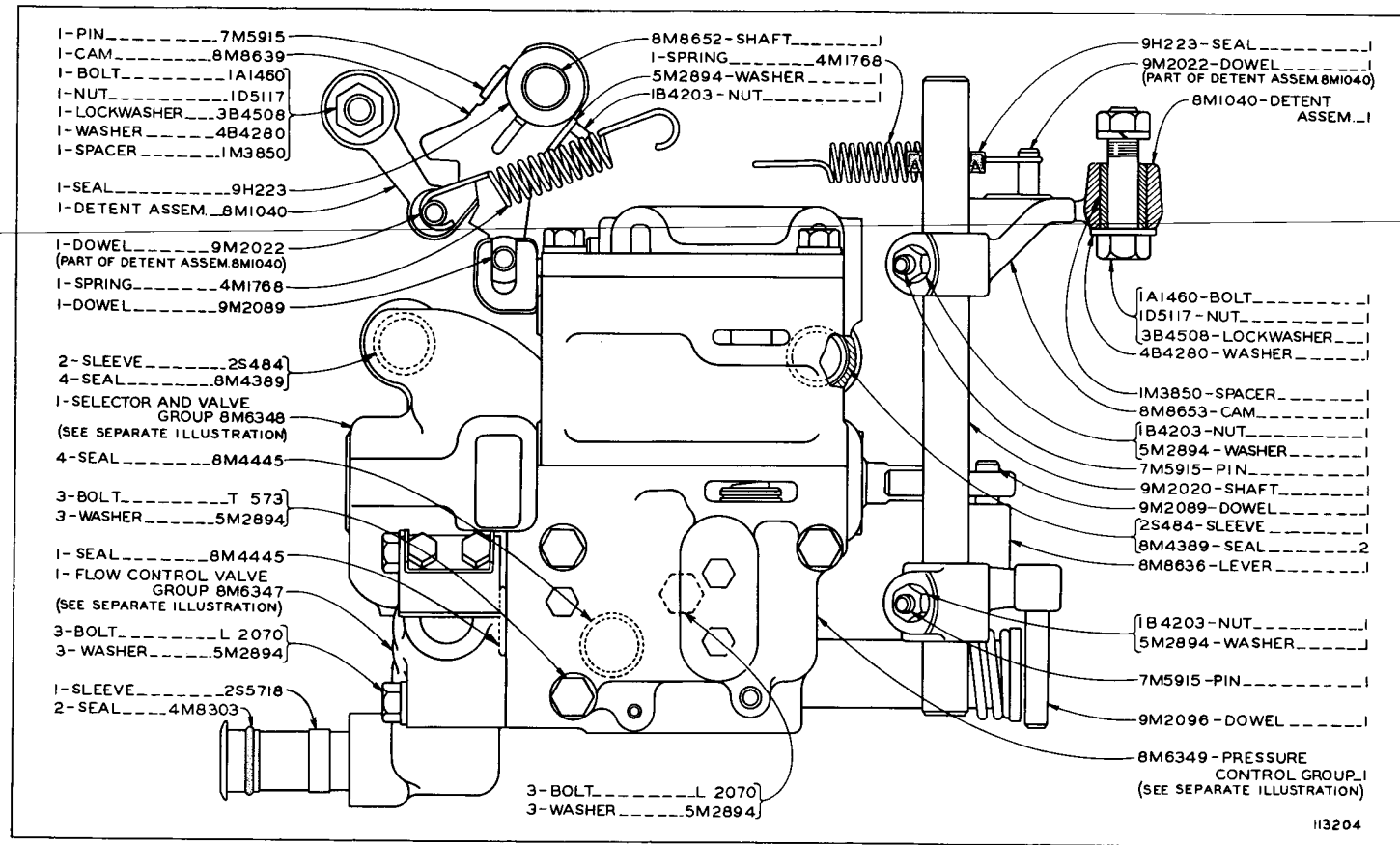


TRANSMISSION AND CHASSIS

62A

3S2706 RANGE TRANSMISSION ARRANGEMENT—As Viewed from Right Hand Side of Machine
 Serial No. 11K3543-Up and Test No. 22148-Up
 Transmission Hydraulic Control, Transfer Gears, Planetary Transmission and 8M8551 Relief Valve parts
 are shown on Pages 64, 66B, 67, 68B, 69 and 70



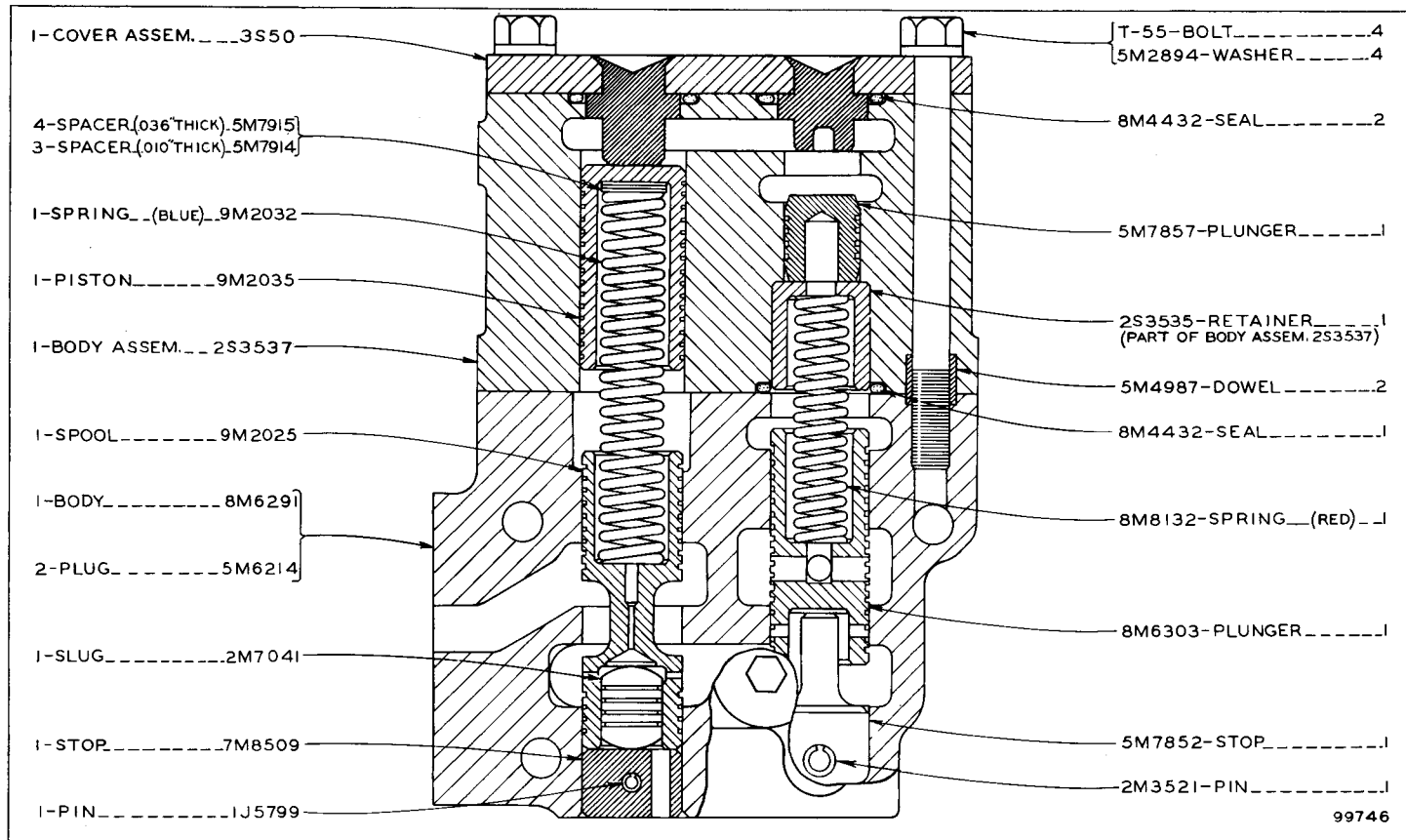


113204

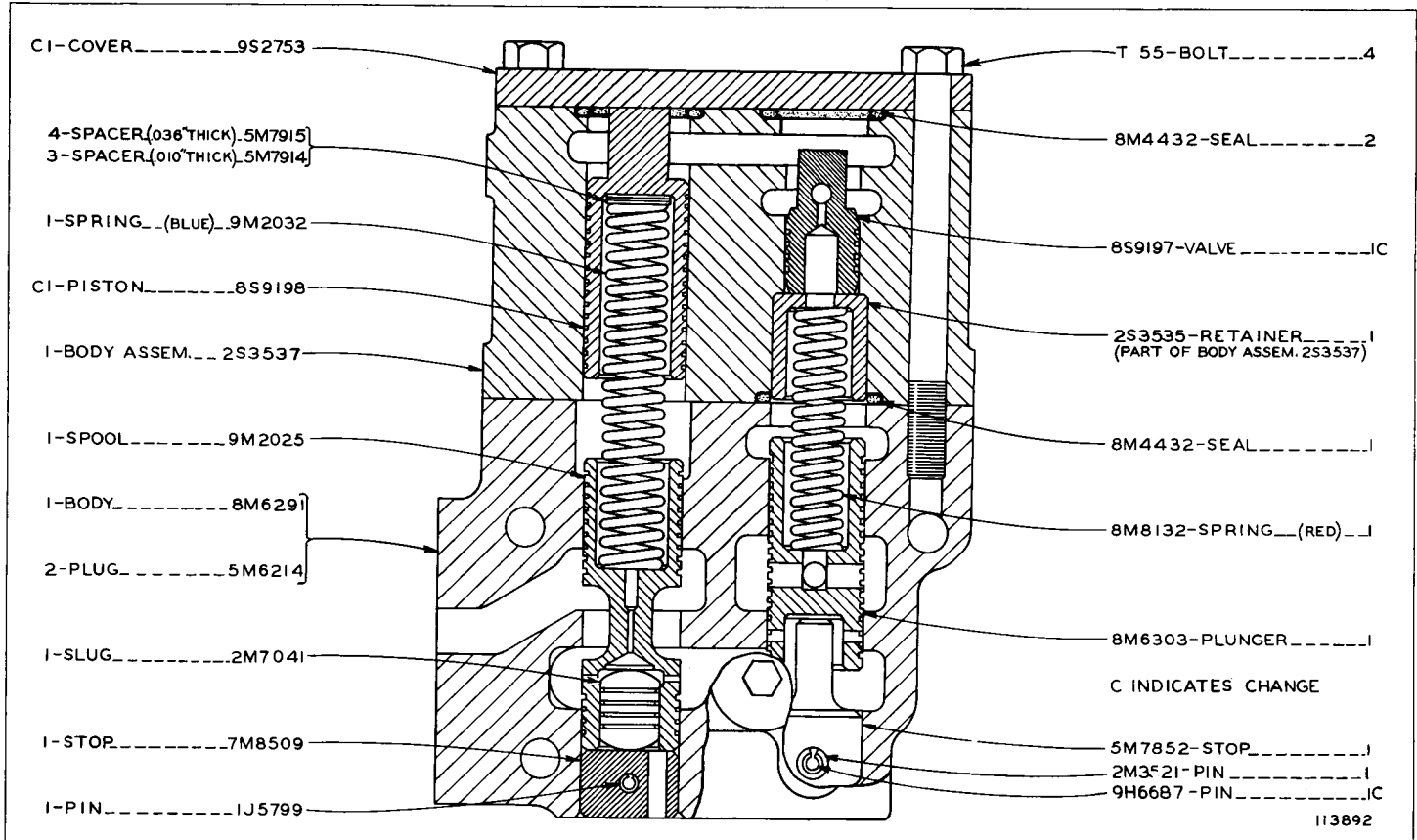
TRANSMISSION HYDRAULIC CONTROL (8M6350 N/S)

Part of 3S2706 Transmission Arrangement shown on Pages 62A and 63
 8M6349 Pressure Control, 8M6347 and 8M6348 Valve parts are shown on Pages 64A, 65, 66 and 66A

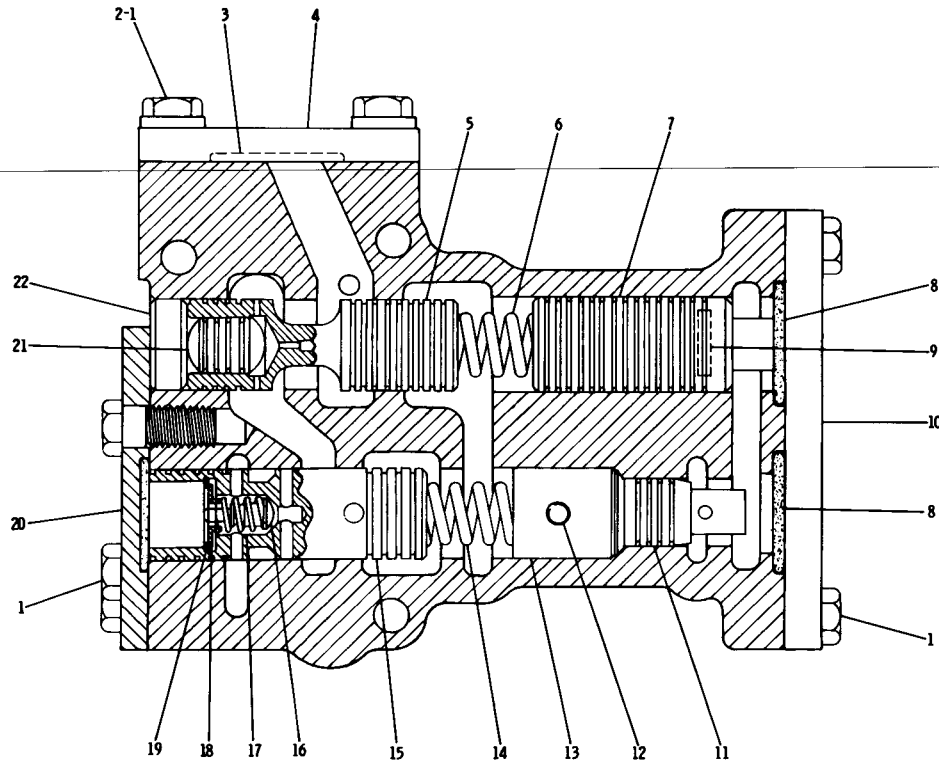
8M6349 PRESSURE CONTROL GROUP
 Serial No. 11K1 to 11K1744 inclusive
 Part of Transmission Hydraulic Control



8M6349 PRESSURE CONTROL GROUP
 Serial No. 11K1745-Up and Test No. 13924-Up
 Part of Transmission Hydraulic Control shown on Page 64



113892



REF. NO.	PART NUMBER	DESCRIPTION	QTY
1	51594	BOLT-----	9
2	5M2894	WASHER-----	2
3	8M4433	SEAL-----	1
4	1P9666	COVER-----	1
5	9M2025	SPOOL-----	1
6	2P5744	SPRING-----	1
7	8S9198	PISTON-----	1
8	8M5248	SEAL-----	3
9	5M7914	SPACER---(.010 in. thick)---	3
	5M7915	SPACER---(.036 in. thick)---	4
10	9S2753	COVER-----	1
11	8S9197	VALVE-----	1
12	6D3036	DOWEL-----	2
13	1P9665	RETAINER-----	1
14	8M8132	SPRING-----	1
15	1P6593	SPOOL ASSEM.-----	1
16	1S2121	PLUNGER-----	1
17	4M2381	SPRING-----	1
18	8S508	RETAINER-----	1
19	2M8191	RING-----	1
20	1P8573	COVER-----	1
21	2M7041	SLUG-----	1
22	1P8612	STOP-----	1
	5M6214	PLUG-----	2
	4B9880	BALL-----	2
C	GMG02516	FORM-----	1
		(Installing Selector Valves and Pressure Controls)	

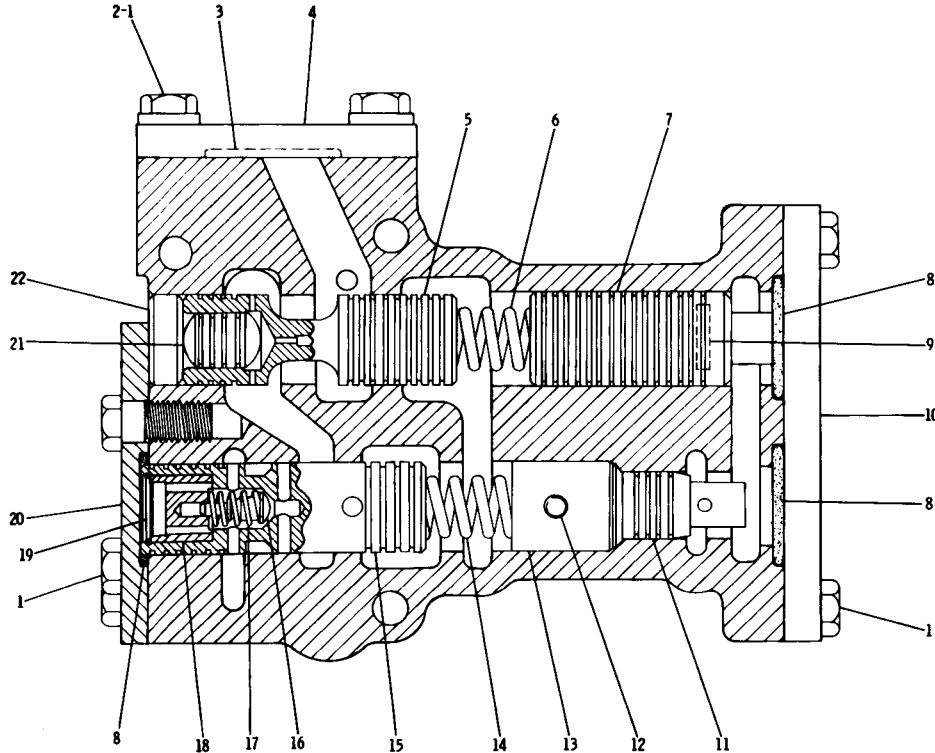
▲ NOT SHOWN

L50522

1P9674 PRESSURE CONTROL GROUP—Type 1

Provides Field Replacement for 8M6349 Pressure Control Group shown on Pages 64A and 65

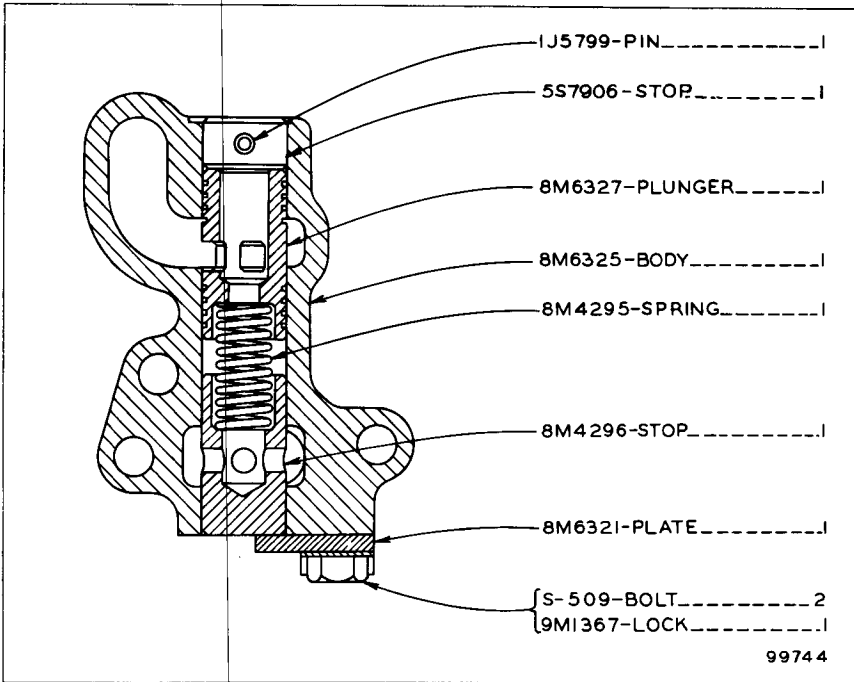
1P9674 PRESSURE CONTROL GROUP—Type 2
 Provides Field Replacement for 8M6349 Pressure Control Group shown on Pages 64A and 65



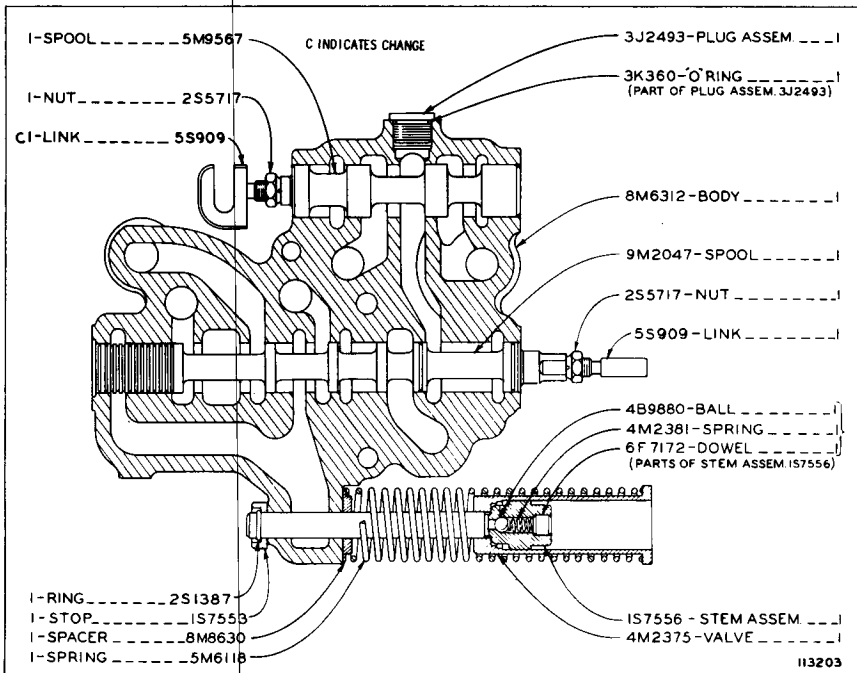
REF. NO.	PART NUMBER	DESCRIPTION	QTY.
1	S1594	BOLT	9
2	5M2894	WASHER	2
3	8M4433	SEAL	1
4	1P9666	COVER	1
5	9M2025	SPOOL	1
6	2P5744	SPRING	1
7	8S9198	PISTON	1
8	8M5248	SEAL	3
9	5M7914	SPACER-----(.010 in. thick)	3
	5M7915	SPACER-----(.036 in. thick)	4
10	9S2753	COVER	1
11	8S9197	VALVE	1
12	6D3036	DOWEL	2
13	1P9665	RETAINER	1
14	8M8132	SPRING	1
C	6P4711	SPOOL ASSEM.	1
		(Includes)	
16	6P8848	PLUNGER	1
17	9H2367	SPRING	1
18	6P4717	SLEEVE	1
19	2M8191	RING	1
20	1P8573	COVER	1
21	2M7041	SLUG	1
22	1P8612	STOP	1
	5M6214	PLUG	2
	4B9880	BALL	2
C	GMG02516	FORM	1
		(Installing Selector Valves and Pressure Controls)	

▲ NOT SHOWN

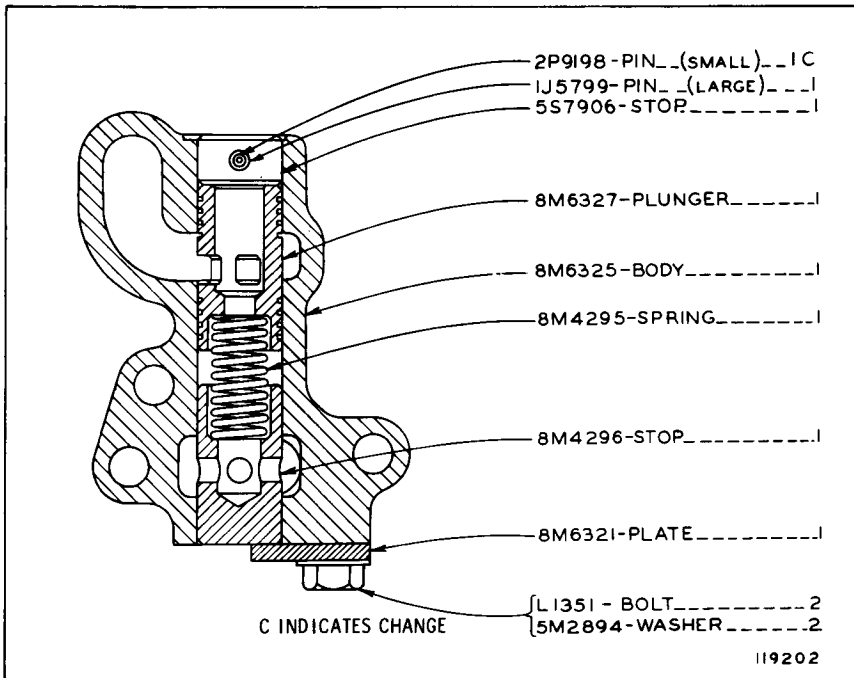
152757



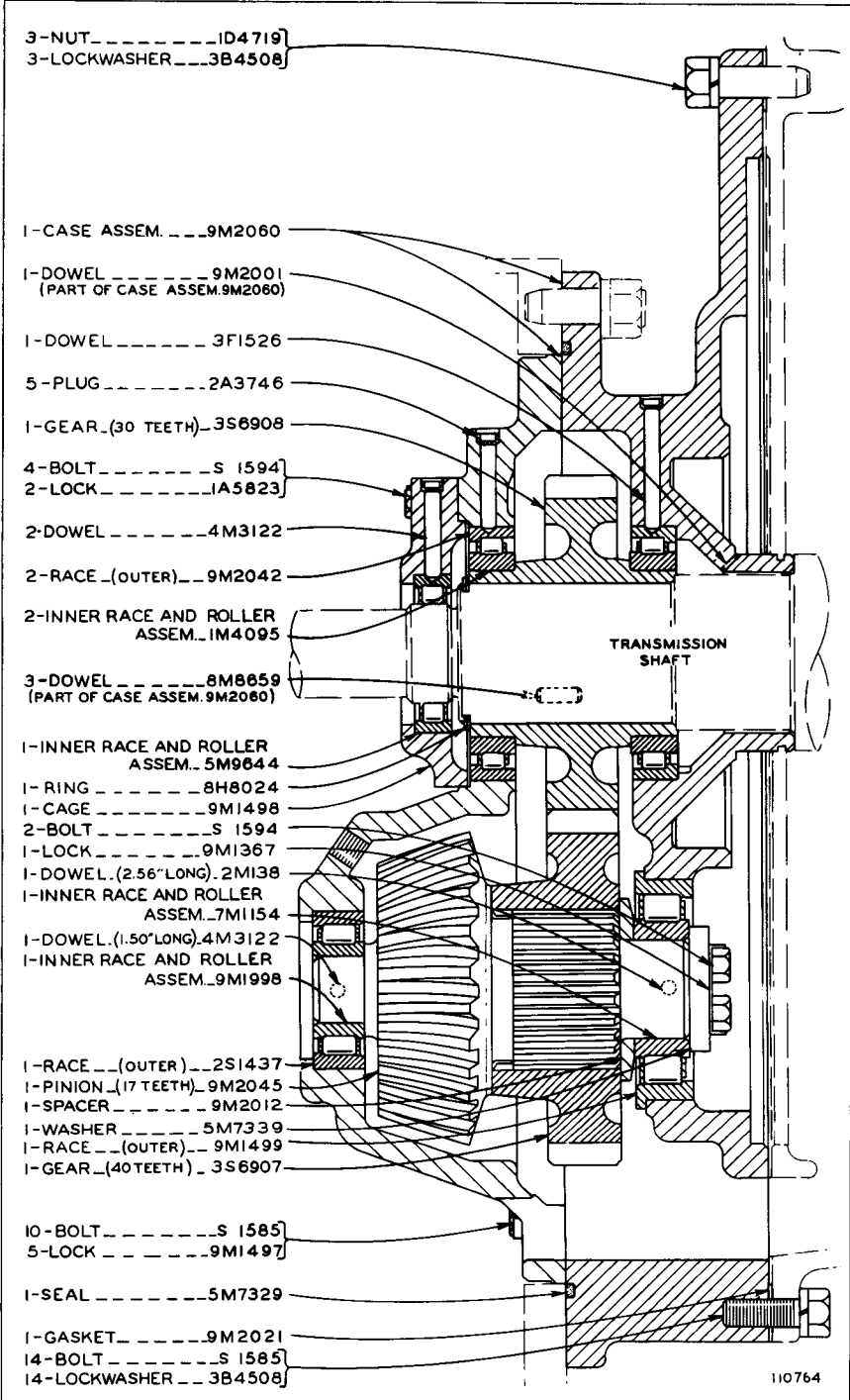
8M6347 FLOW CONTROL VALVE GROUP—Type 1
 Part of Transmission Hydraulic Control shown on Page 64



8M6348 SELECTOR AND SAFETY VALVE GROUP
 Part of Transmission Hydraulic Control shown on Page 64



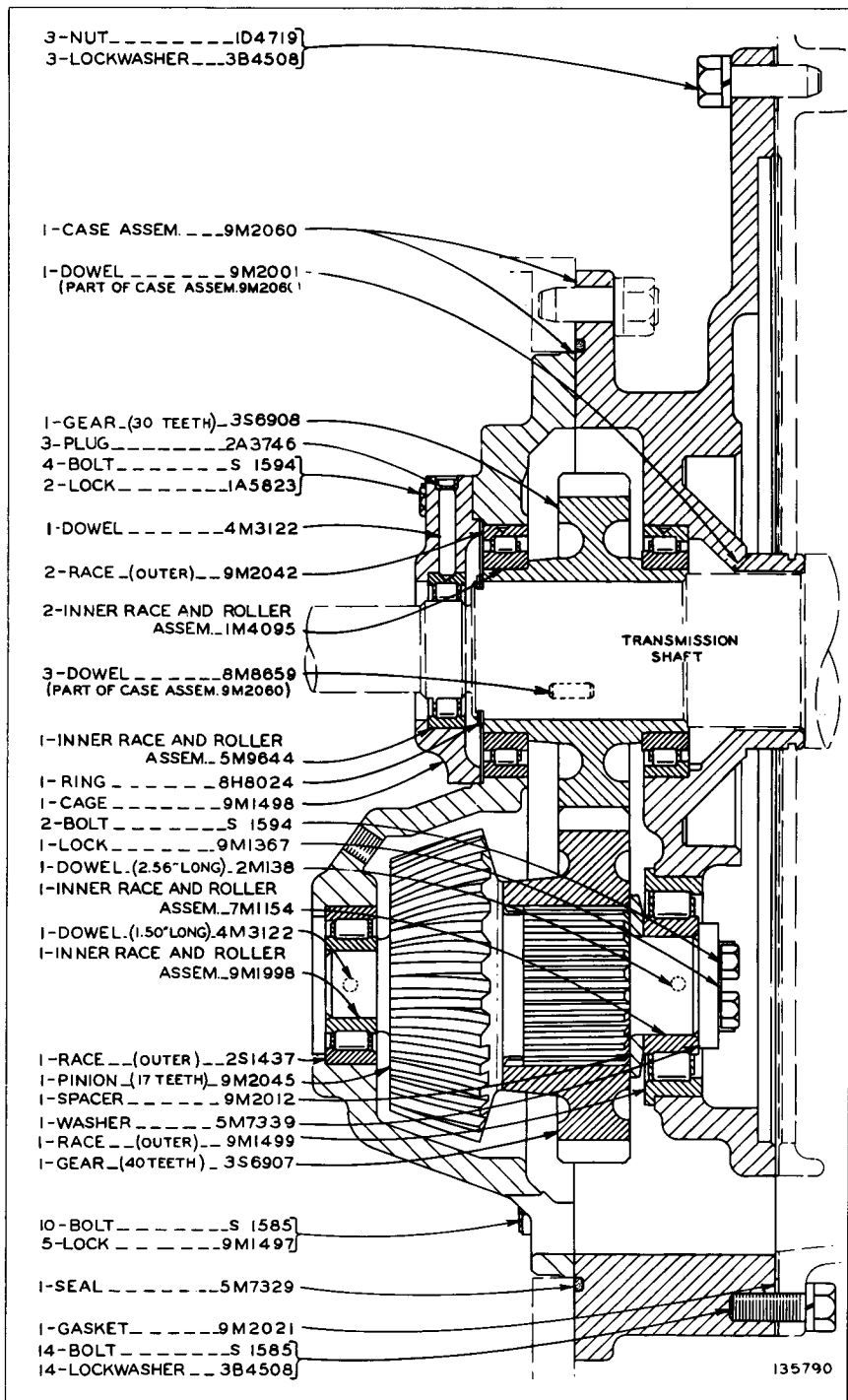
8M6347 FLOW CONTROL VALVE GROUP—Type 2
 Part of Transmission Hydraulic Control shown on Page 64



TRANSFER GEARS (3S6922 N/S)

Serial No. 11K1 to 11K3669 inclusive

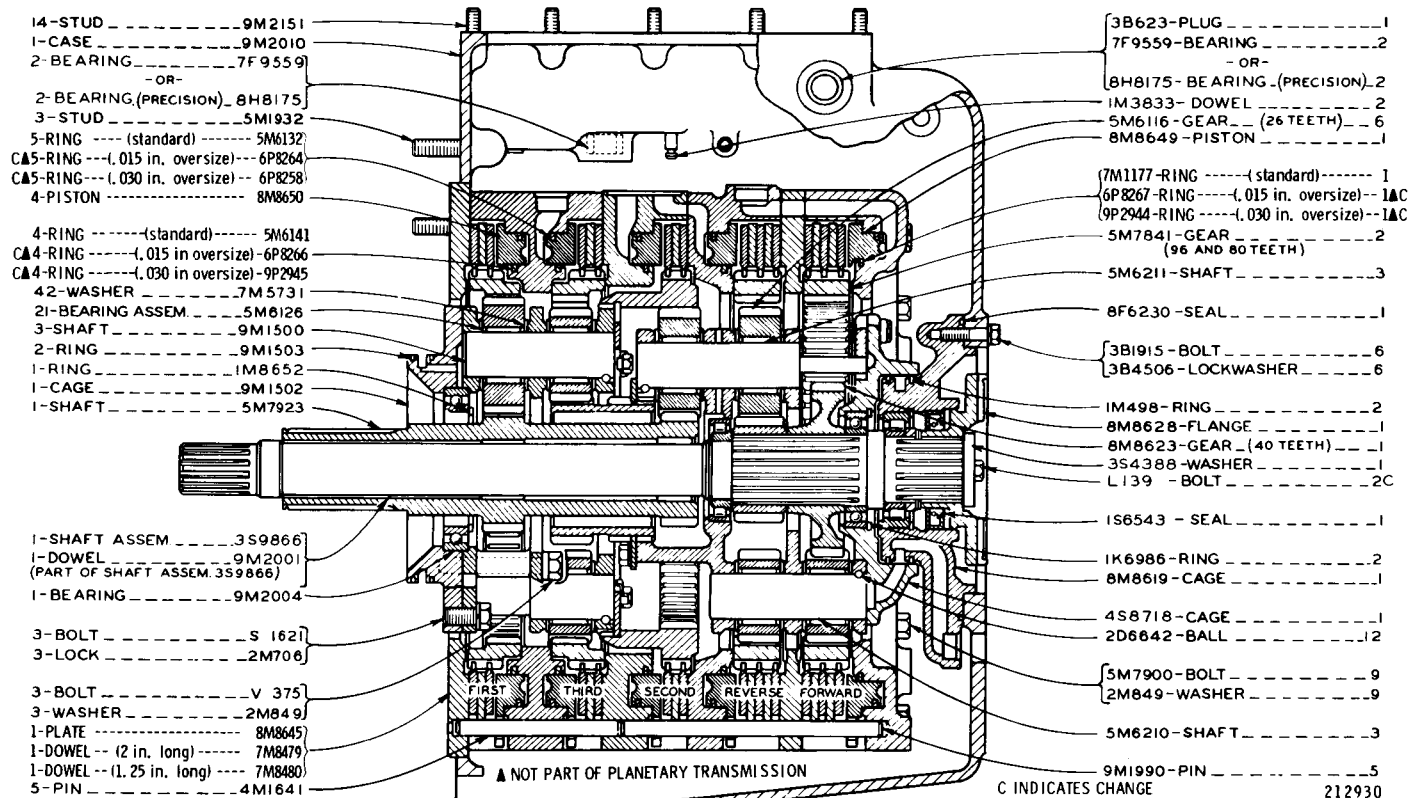
Part of 3S2706 Range Transmission shown on Pages 62A and 63



TRANSFER GEARS (3S6922 N/S)

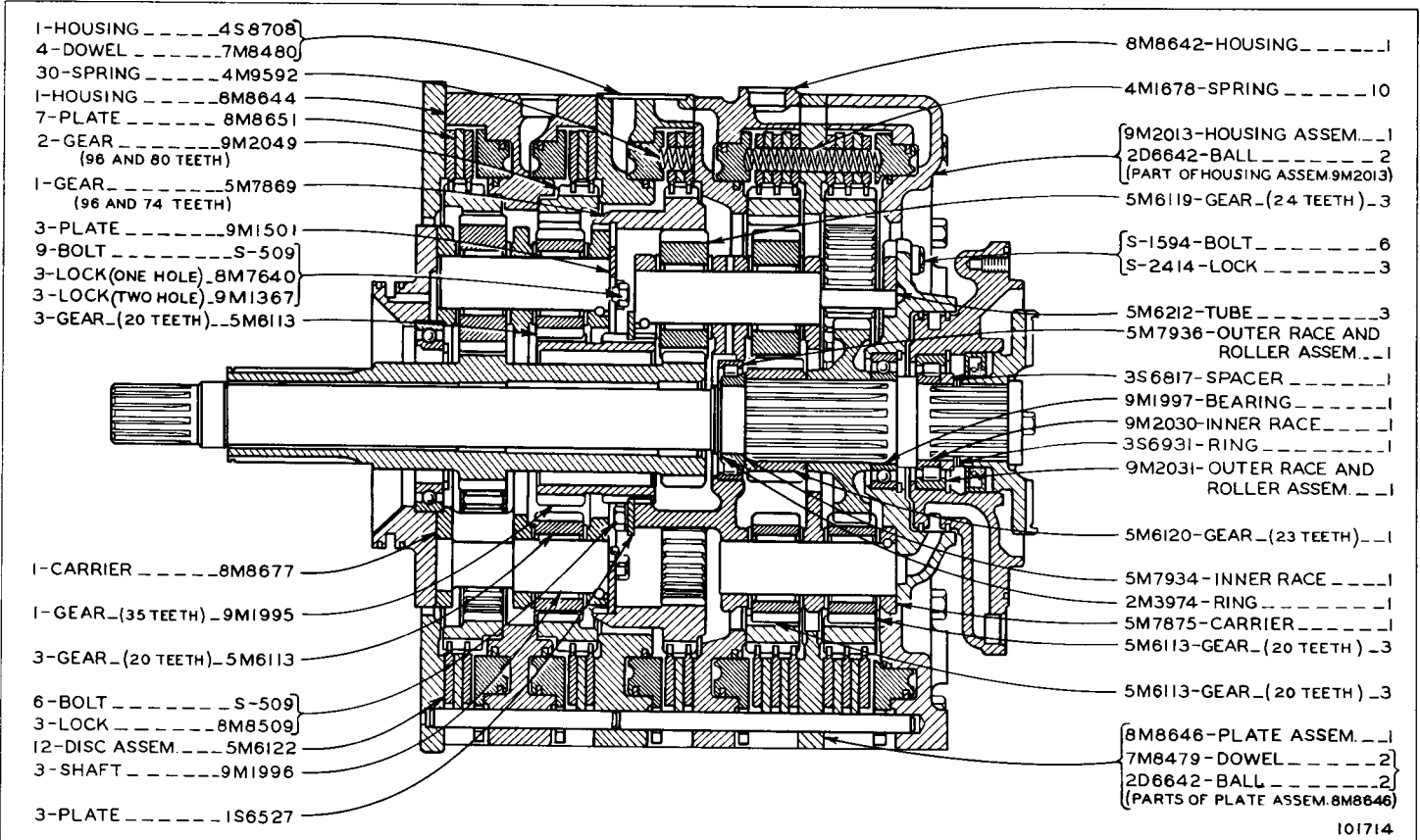
Serial No. 11K3670-Up and Test No. 22696-Up

Part of 3S2706 Range Transmission Arrangement shown on Page 63



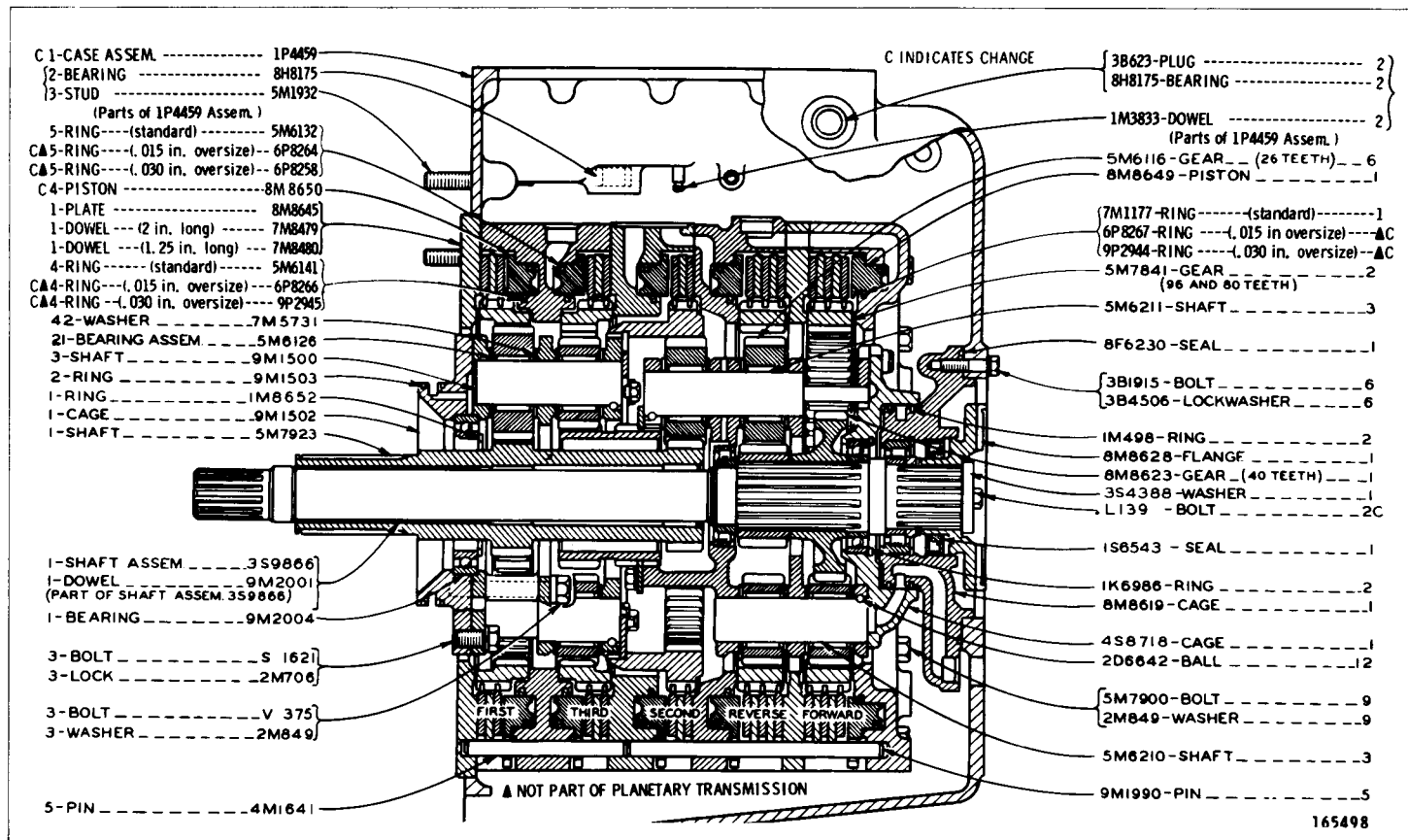
9M2040 PLANETARY TRANSMISSION GROUP—Part 1
 Serial No. 11K1 to 11K3542 inclusive and Test No. 3860 to 22147 inclusive
 Part of 3S2706 Range Transmission Arrangement shown on Page 62A

9M2040 PLANETARY TRANSMISSION GROUP—Part 2
 Serial No. 11K1 to 11K3542 inclusive and Test No. 3860 to 22147 inclusive
 Part of 3S2706 Range Transmission Arrangement shown on Page 62A



101714

TRANSMISSION AND CHASSIS



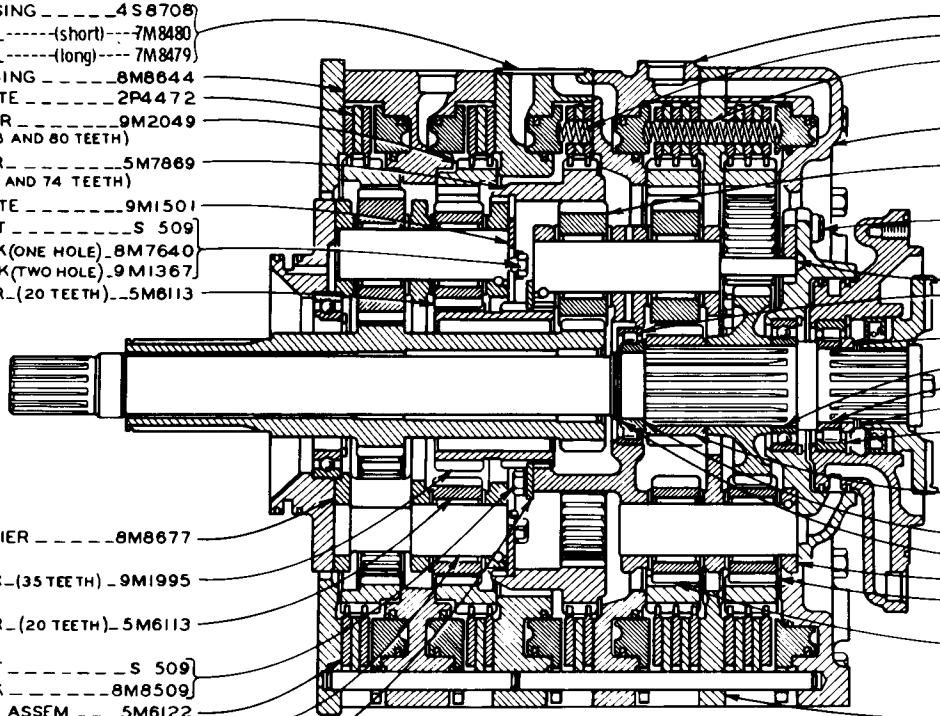
9M2040 PLANETARY TRANSMISSION GROUP—Part 1
Serial No. 11K3543—Up and Test No. 22148—Up
Part of 3S2706 Range Transmission Arrangement shown on Page 63

9M2040 PLANETARY TRANSMISSION GROUP—Part 2
 Serial No. 11K3543—Up and Test No. 22148—Up
 Part of 3S2706 Range Transmission Arrangement shown on Page 63

- 1-HOUSING -----4S8708
- C2-DOWEL-----[short]---7M8480
- C2-DOWEL-----[long]---7M8479
- 1-HOUSING -----8M8644
- 7-PLATE -----2P4472
- 2-GEAR -----9M2049
(96 AND 80 TEETH)
- 1-GEAR -----5M7869
(96 AND 74 TEETH)
- 3-PLATE -----9M1501
- 9-BOLT -----S 509
- 3-LOCK (ONE HOLE) 8M7640
- 3-LOCK (TWO HOLE) 9M1367
- 3-GEAR_(20 TEETH) 5M8113

- 1-CARRIER -----8M8677
- 1-GEAR_(35 TEETH) 9M1995
- 3-GEAR_(20 TEETH) 5M6113
- 6-BOLT -----S 509
- 3-LOCK -----8M8509
- 12-DISC ASSEM -----5M6122
- 3-SHAFT -----9M1996

- 3-PLATE -----IS6527



- 8M8642-HOUSING -----1
- 4M9592-SPRING -----3
- 4M1678-SPRING -----10

- 9M2013-HOUSING ASSEM...1
- 2D6642-BALL -----2
(PART OF HOUSING ASSEM 9M2013)
- 5M8119-GEAR_(24 TEETH) 3

- S1594 -BOLT -----6
- 6H4208-LOCK -----3C

- 5M6212-TUBE -----3
- 5M7936- OUTER RACE AND
ROLLER ASSEM ...1
- 3S6817-SPACER -----1
- 9M1997-BEARING -----1
- 9M2030-INNER RACE -----1
- 3S6931-RING -----1
- 9M2031- OUTER RACE AND
ROLLER ASSEM ...1

- 5M6120-GEAR_(23 TEETH) 1
- 5M7934 - INNER RACE -----1
- 2M3974 - RING -----1
- 5M7875-CARRIER -----1
- 5M6113-GEAR_(20 TEETH) 3

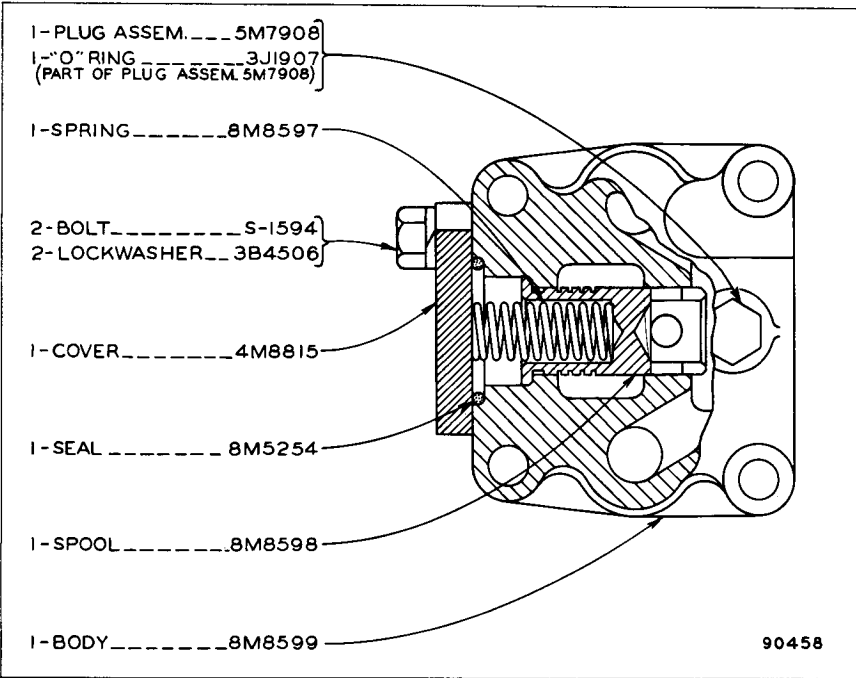
- 5M6113-GEAR_(20 TEETH) 3

- 8M8646-PLATE ASSEM...1
- 7M8479 -DOWEL -----2
- 2D6642-BALL -----2
(PARTS OF PLAT ASSEM 8M8646)

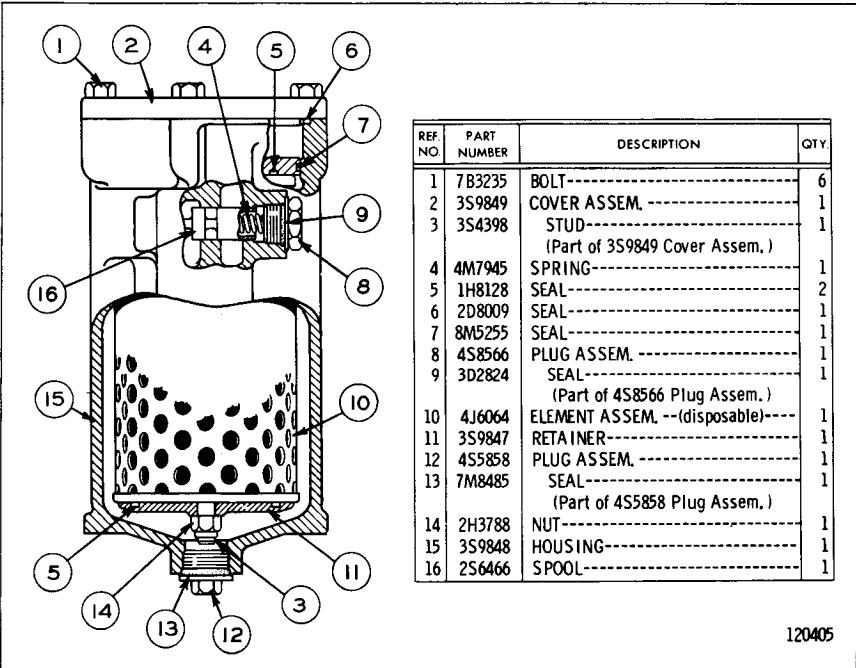
C INDICATES CHANGE

208189

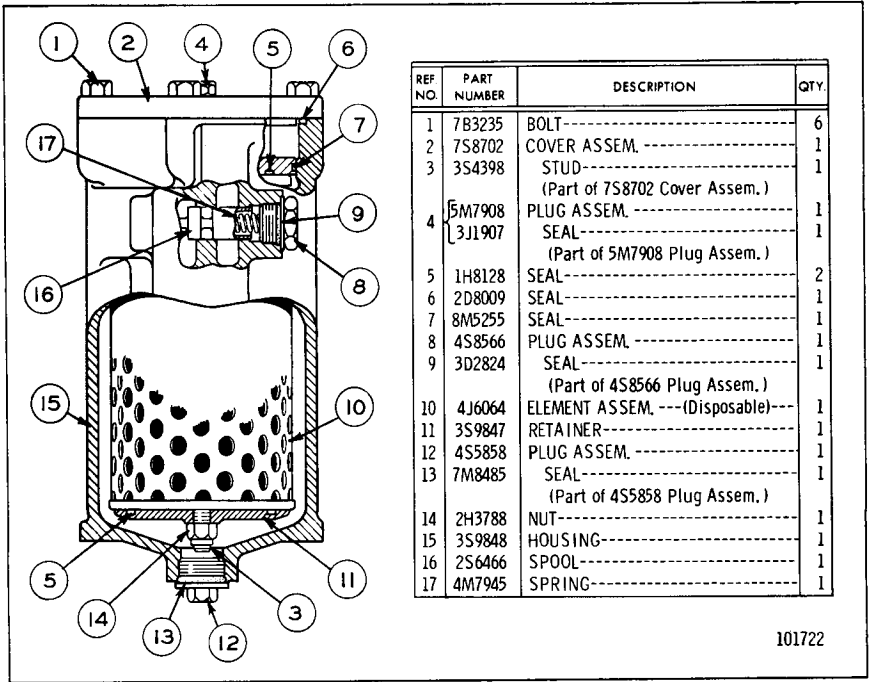
TRANSMISSION AND CHASSIS



8M8551 RELIEF VALVE GROUP
 Part of 3S2706 Range Transmission shown on Page 63



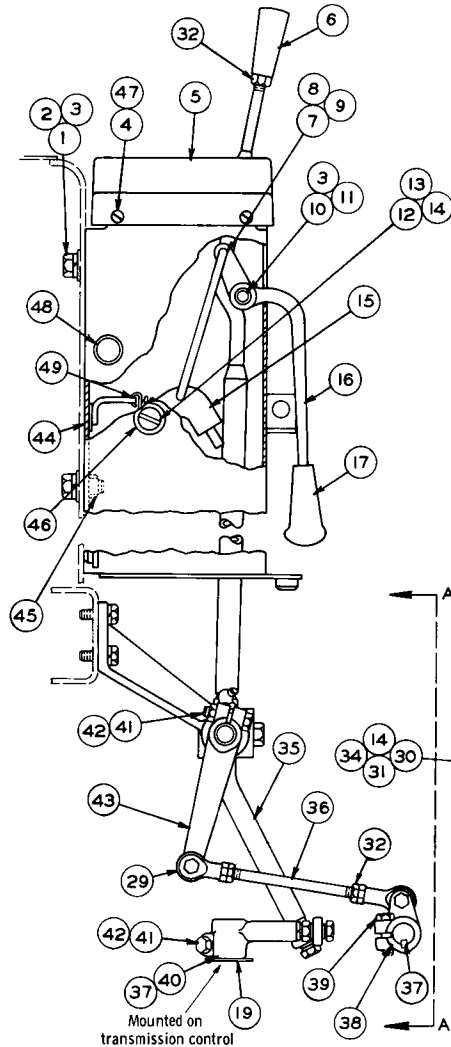
3S9851 TRANSMISSION FILTER GROUP
 Serial No. 11K1 to 11K195 inclusive
 Part of Lubrication System shown on Page 72



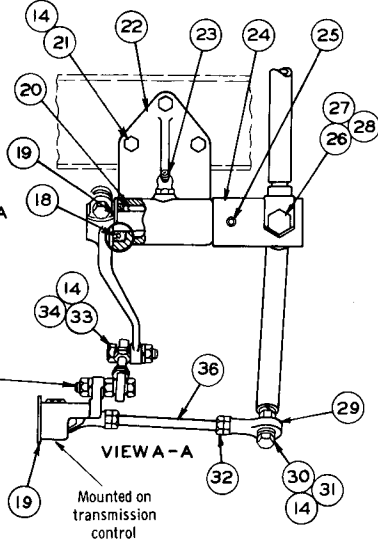
REF NO.	PART NUMBER	DESCRIPTION	QTY
1	7B3235	BOLT-----	6
2	7S8702	COVER ASSEM.-----	1
3	3S4398	STUD----- (Part of 7S8702 Cover Assem.)	1
4	5M7908	PLUG ASSEM.-----	1
	3J1907	SEAL----- (Part of 5M7908 Plug Assem.)	1
5	1H8128	SEAL-----	2
6	2D8009	SEAL-----	1
7	8M5255	SEAL-----	1
8	4S8566	PLUG ASSEM.-----	1
9	3D2824	SEAL----- (Part of 4S8566 Plug Assem.)	1
10	4J6064	ELEMENT ASSEM. ----(Disposable)---	1
11	3S9847	RETAINER-----	1
12	4S5858	PLUG ASSEM.-----	1
13	7M8485	SEAL----- (Part of 4S5858 Plug Assem.)	1
14	2H3788	NUT-----	1
15	3S9848	HOUSING-----	1
16	2S6466	SPOOL-----	1
17	4M7945	SPRING-----	1

101722

3S9851 TRANSMISSION FILTER GROUP
 Effective with Serial No. 11K196
 Part of Lubrication System shown on Page 72



REF NO	PART NUMBER	DESCRIPTION	QTY
15	3S5728	LEVER ASSEM.-----	1
16	3S5722	LEVER-----	1
17	2M8908	KNOB-----	1
18	5H6406	SEAL-----	2
19	8B4037	WASHER-----	3
20	7F7983	BEARING-----	2
21	1A2029	BOLT-----	3
22	3S4971	BRACKET-----	1
23	4H3947	FITTING-----	1
24	3S5714	SHAFT ASSEM.-----	1
25	2L1699	PIN (Part of 3S5714 Shaft Assem.)	1
26	1A1460	BOLT-----	1
27	8B2278	LOCK-----	1
28	2M7167	SPACER-----	1
29	4D4064	ROD END-----	4
30	4M496	BOLT-----	3
31	4M497	NUT-----	3

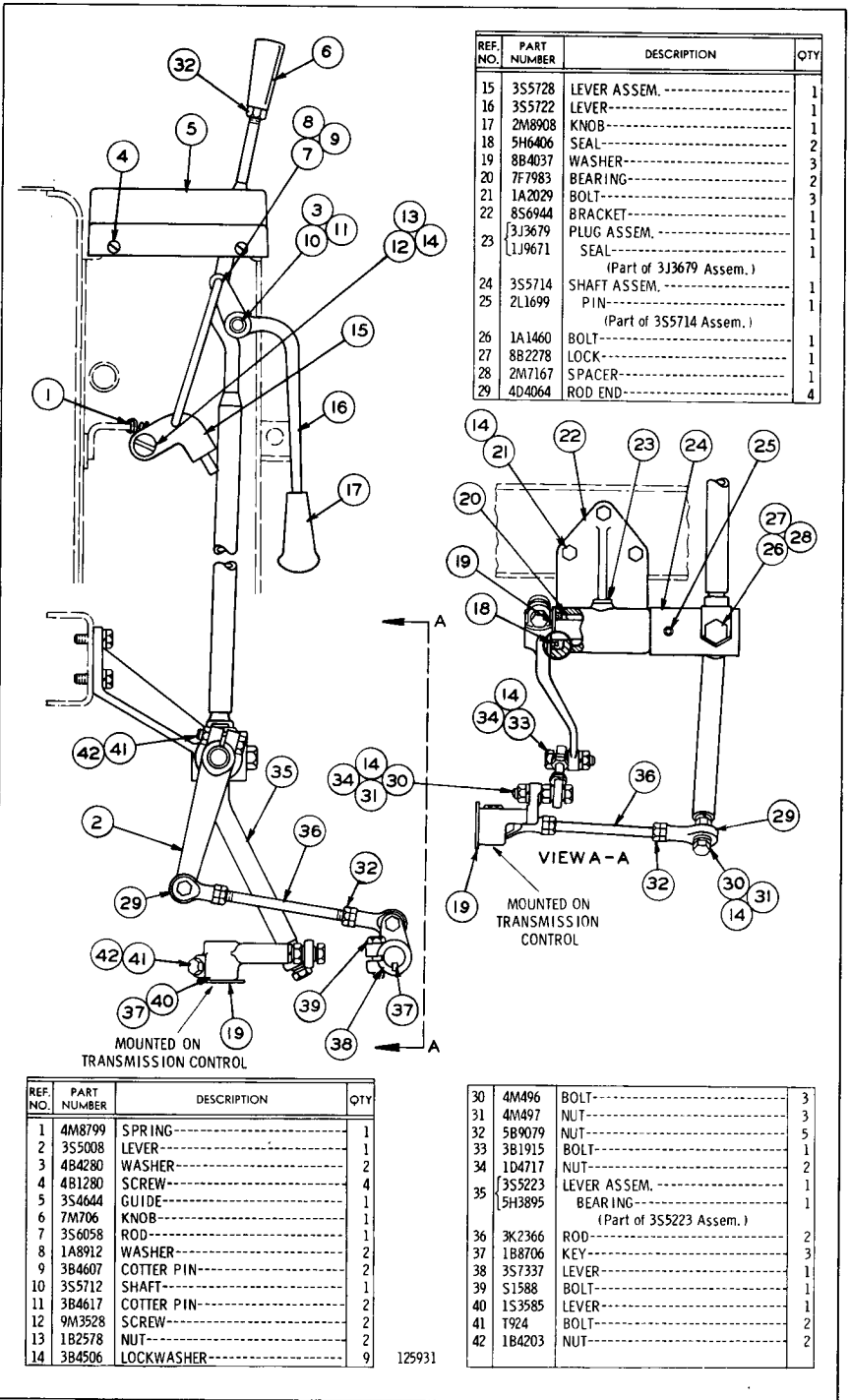


REF NO	PART NUMBER	DESCRIPTION	QTY
32	5B9079	NUT-----	5
33	3B1915	BOLT-----	1
34	1D4717	NUT-----	3
35	3S5223	LEVER ASSEM.-----	1
	5H3895	BEARING (Part of 3S5223 Lever Assem.)	1
36	3K2366	ROD-----	2
37	1B8706	KEY-----	3
38	3S7337	LEVER-----	1
39	S-1588	BOLT-----	1
40	1S3585	LEVER-----	1
41	T-924	BOLT-----	2
42	1B4203	NUT-----	2
43	3S5008	LEVER-----	1
44	3S6057	GUARD ASSEM.-----	1
	9F2978	NUT (Weld)	2
45	1F748	NUT (Weld)	10
46	4B897	PLATE-----	2
47	9F6445	NUT (Weld)	4
48	5H1592	BEARING (Parts of 3S6057 Guard Assem.)	2
49	4M8799	SPRING-----	1

REF NO	PART NUMBER	DESCRIPTION	QTY
1	S-1621	BOLT-----	6
2	3B4508	LOCKWASHER-----	6
3	4B4280	WASHER-----	8
4	4B1280	SCREW-----	4
5	3S4644	GUIDE-----	1
6	7M706	KNOB-----	1
7	3S6058	ROD-----	1
8	1A8912	WASHER-----	2
9	3B4607	COTTER PIN-----	2
10	3S5712	SHAFT-----	1
11	3B4617	COTTER PIN-----	2
12	9M3528	SCREW-----	2
13	1B2578	NUT-----	2
14	3B4506	LOCKWASHER-----	9

121277

TRANSMISSION CONTROL LINKAGE
Serial No. 11K1 to 11K178 inclusive



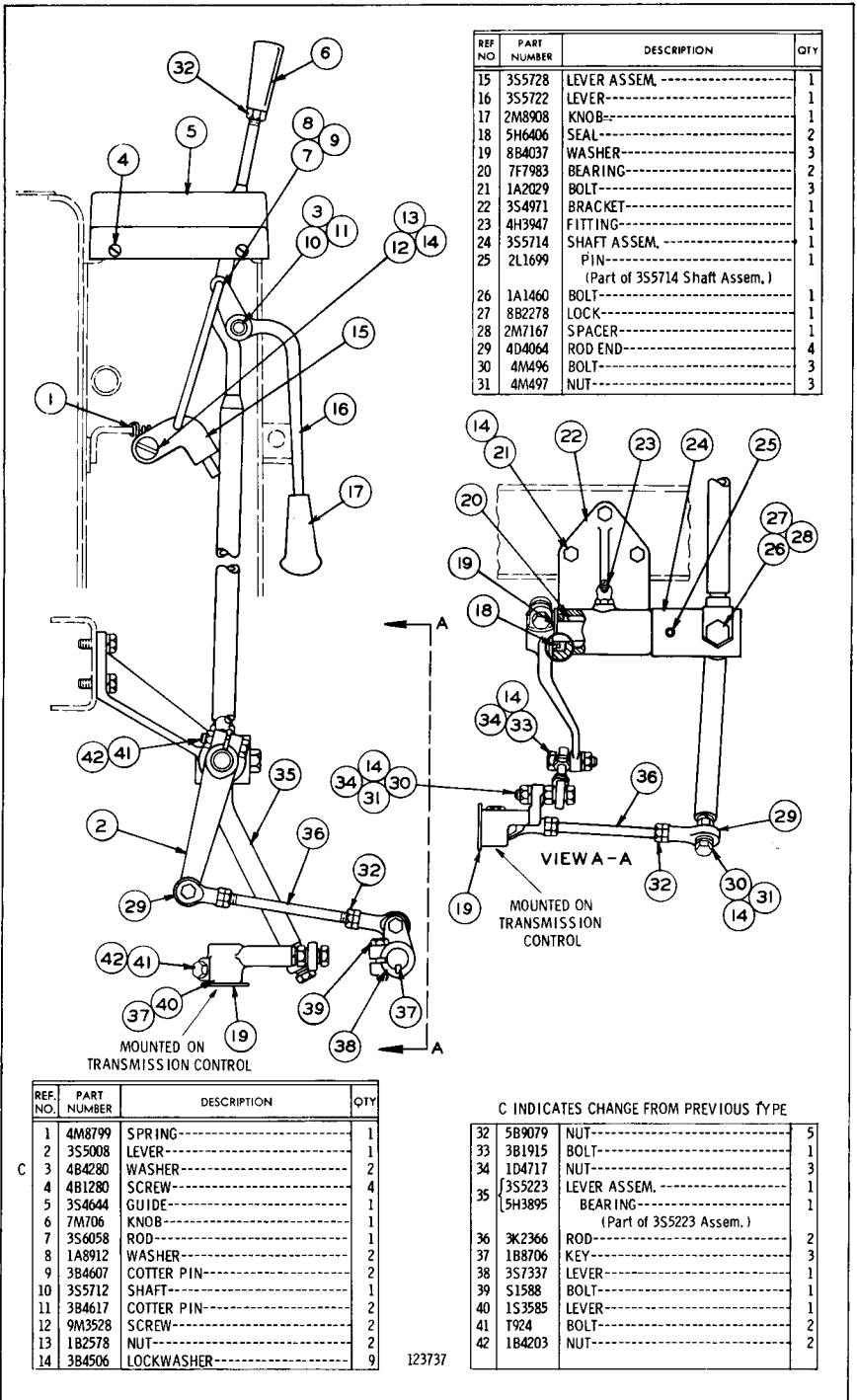
REF. NO.	PART NUMBER	DESCRIPTION	QTY
15	3S5728	LEVER ASSEM.-----	1
16	3S5722	LEVER-----	1
17	2M8908	KNOB-----	1
18	5H6406	SEAL-----	2
19	8B4037	WASHER-----	3
20	7F7983	BEARING-----	2
21	1A2029	BOLT-----	3
22	856944	BRACKET-----	1
23	3J3679	PLUG ASSEM.-----	1
	1J9671	SEAL-----	1
		(Part of 3J3679 Assem.)	
24	3S5714	SHAFT ASSEM.-----	1
25	2L1699	PIN-----	1
		(Part of 3S5714 Assem.)	
26	1A1460	BOLT-----	1
27	8B2278	LOCK-----	1
28	2M7167	SPACER-----	1
29	4D4064	ROD END-----	4

REF. NO.	PART NUMBER	DESCRIPTION	QTY
1	4M8799	SPRING-----	1
2	3S5008	LEVER-----	1
3	4B4280	WASHER-----	2
4	4B1280	SCREW-----	4
5	3S4644	GUIDE-----	1
6	7M706	KNOB-----	1
7	3S6058	ROD-----	1
8	1A8912	WASHER-----	2
9	3B4607	COTTER PIN-----	2
10	3S5712	SHAFT-----	1
11	3B4617	COTTER PIN-----	2
12	9M3528	SCREW-----	2
13	1B2578	NUT-----	2
14	3B4506	LOCKWASHER-----	9

30	4M496	BOLT-----	3
31	4M497	NUT-----	3
32	5B9079	NUT-----	5
33	3B1915	BOLT-----	1
34	1D4717	NUT-----	2
35	3S5223	LEVER ASSEM.-----	1
	5H3895	BEARING-----	1
		(Part of 3S5223 Assem.)	
36	3K2366	ROD-----	2
37	1B8706	KEY-----	3
38	3S7337	LEVER-----	1
39	S1588	BOLT-----	1
40	S13585	LEVER-----	1
41	T924	BOLT-----	2
42	1B4203	NUT-----	2

125931

TRANSMISSION CONTROL LINKAGE
Serial No. 11K1500 to 11K1702 inclusive



REF NO	PART NUMBER	DESCRIPTION	QTY
15	355728	LEVER ASSEM.	1
16	355722	LEVER.....	1
17	2M8908	KNOB.....	1
18	5H4606	SEAL.....	2
19	8B4037	WASHER.....	3
20	7F7983	BEARING.....	2
21	1A2029	BOLT.....	3
22	354971	BRACKET.....	1
23	4H3947	FITTING.....	1
24	355714	SHAFT ASSEM.	1
25	2L1699	PIN.....	1
(Part of 355714 Shaft Assem.)			
26	1A1460	BOLT.....	1
27	8B2278	LOCK.....	1
28	2M7167	SPACER.....	1
29	4D4064	ROD END.....	4
30	4M496	BOLT.....	3
31	4M497	NUT.....	3

REF NO.	PART NUMBER	DESCRIPTION	QTY
1	4M8799	SPRING.....	1
2	3S5008	LEVER.....	1
3	4B4280	WASHER.....	2
4	4B1280	SCREW.....	4
5	3S4644	GUIDE.....	1
6	7M706	KNOB.....	1
7	3S6058	ROD.....	1
8	1A8912	WASHER.....	2
9	3B4607	COTTER PIN.....	2
10	3S5712	SHAFT.....	1
11	3B4617	COTTER PIN.....	2
12	9M3528	SCREW.....	2
13	1B2578	NUT.....	2
14	3B4506	LOCKWASHER.....	9

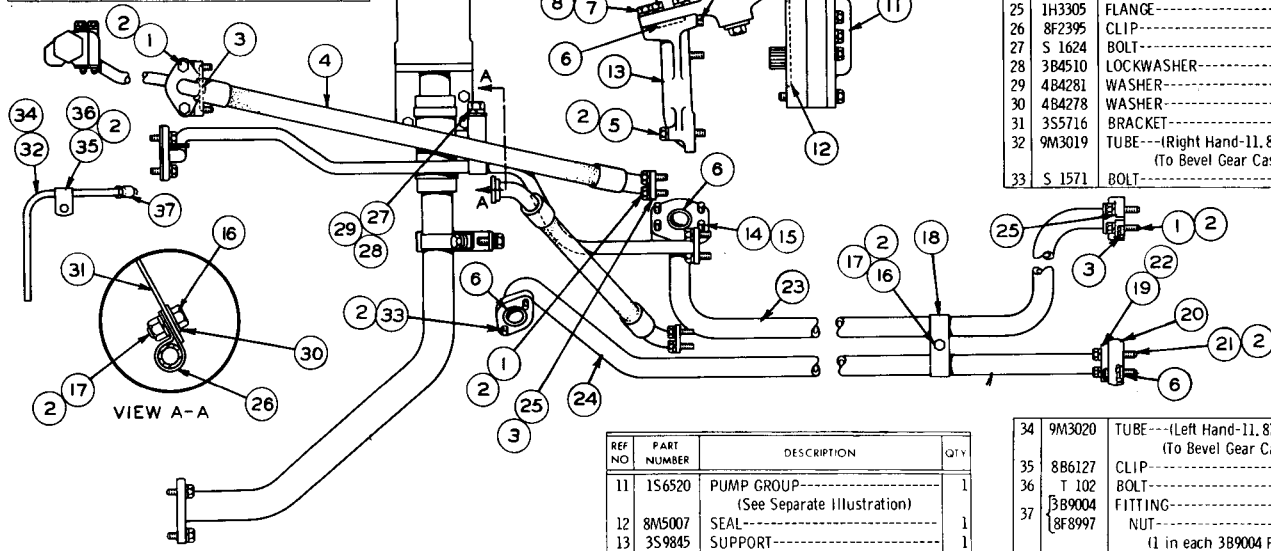
C INDICATES CHANGE FROM PREVIOUS TYPE

32	5B9079	NUT.....	5
33	3B1915	BOLT.....	1
34	1D4717	NUT.....	3
35	3S5223	LEVER ASSEM.	1
35	5H3895	BEARING.....	1
(Part of 3S5223 Assem.)			
36	3K2366	ROD.....	2
37	1B8706	KEY.....	3
38	3S7337	LEVER.....	1
39	S1588	BOLT.....	1
40	1S3585	LEVER.....	1
41	T924	BOLT.....	2
42	1B4203	NUT.....	2

123737

TRANSMISSION CONTROL LINKAGE
Serial No. 11K179 to 11K1499 and 11K1703-Up

REF NO	PART NUMBER	DESCRIPTION	QTY
1	S 1588	BOLT-----	12
2	3B4506	LOCKWASHER-----	25
3	8M4987	SEAL-----	4
4	9S2693	HOSE ASSEM.---(27" long overall)--- (Relief Valve to Tube Assem.)	1
5	L 2070	BOLT-----	4
6	8M4986	SEAL-----	5
7	S 1585	BOLT-----	5
8	3B4508	LOCKWASHER-----	5
9	3S9851	FILTER GROUP----- (See Separate Illustration)	1
10	3B1915	BOLT-----	1



REF NO	PART NUMBER	DESCRIPTION	QTY
14	T 768	BOLT-----	4
15	3B4507	LOCKWASHER-----	4
16	S 1594	BOLT-----	2
17	1D4717	NUT-----	2
18	1H5948	CLAMP-----	2
19	7S3877	FLANGE-----	1
20	7S3878	FLANGE-----	1
21	1C2251	BOLT-----	4
22	8M4991	SEAL-----	1
23	7S3873	TUBE ASSEM.---(40.82" long overall)---	1
24	7S3875	TUBE ASSEM.---(38.82" long overall)--- (Relief Valve to Transmission Oil Cooler)	1
25	1H3305	FLANGE-----	4
26	8F2395	CLIP-----	1
27	S 1624	BOLT-----	1
28	3B4510	LOCKWASHER-----	1
29	4B4281	WASHER-----	1
30	4B4278	WASHER-----	1
31	3S5716	BRACKET-----	1
32	9M3019	TUBE---(Right Hand-11.87" Long)--- (To Bevel Gear Case)	1
33	S 1571	BOLT-----	2

REF NO	PART NUMBER	DESCRIPTION	QTY
11	1S6520	PUMP GROUP----- (See Separate Illustration)	1
12	8M5007	SEAL-----	1
13	3S9845	SUPPORT-----	1

34	9M3020	TUBE---(Left Hand-11.87" Long)--- (To Bevel Gear Case)	1
35	8B6127	CLIP-----	2
36	T 102	BOLT-----	2
37	3B9004	FITTING-----	2
	8F8997	NUT----- (1 in each 3B9004 Fitting)	2

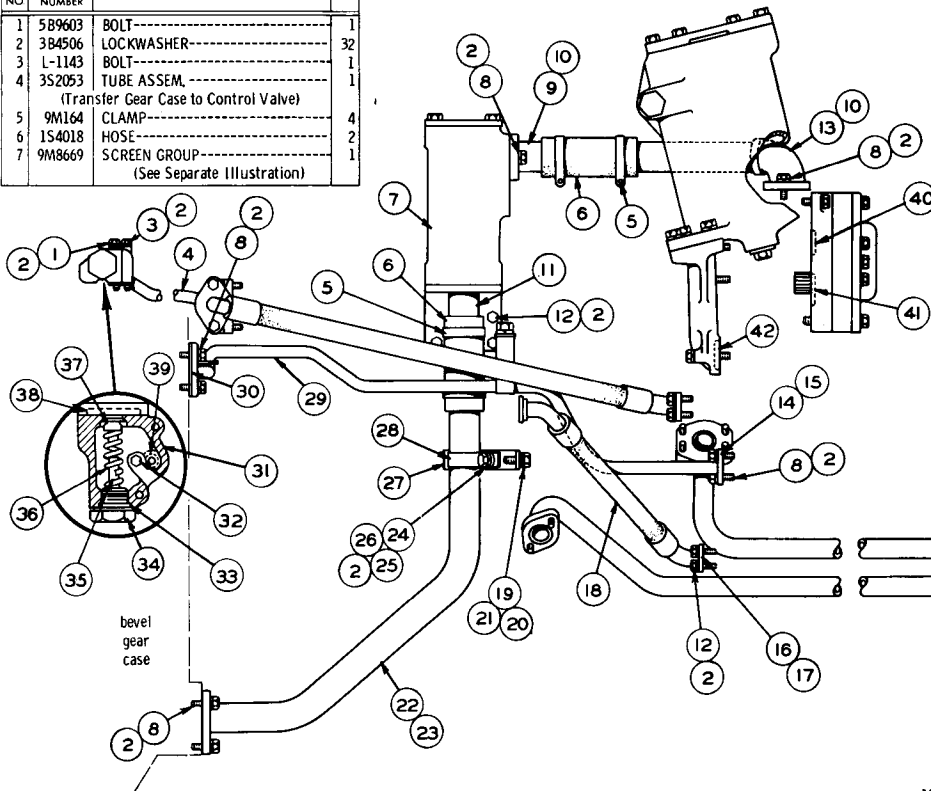
108244

TRANSMISSION AND STEERING CLUTCH LUBRICATION SYSTEM—Part 1
 Serial No. 11K1 to 11K2737 inclusive
 3S9851 Filter and 1S6520 Pump parts are shown on Pages 70, 70A & 74

TRANSMISSION AND STEERING CLUTCH LUBRICATION SYSTEM—Part 2

Serial No. 11K1 to 11K2737 inclusive
9M8669 Screen parts are shown on Page 74

REF NO	PART NUMBER	DESCRIPTION	QTY
1	5B9603	BOLT-----	1
2	3B4506	LOCKWASHER-----	32
3	L-1143	BOLT-----	1
4	3S2053	TUBE ASSEM.-----	1
		(Transfer Gear Case to Control Valve)	
5	9M164	CLAMP-----	4
6	1S4018	HOSE-----	2
7	9M8669	SCREEN GROUP-----	1
		(See Separate Illustration)	

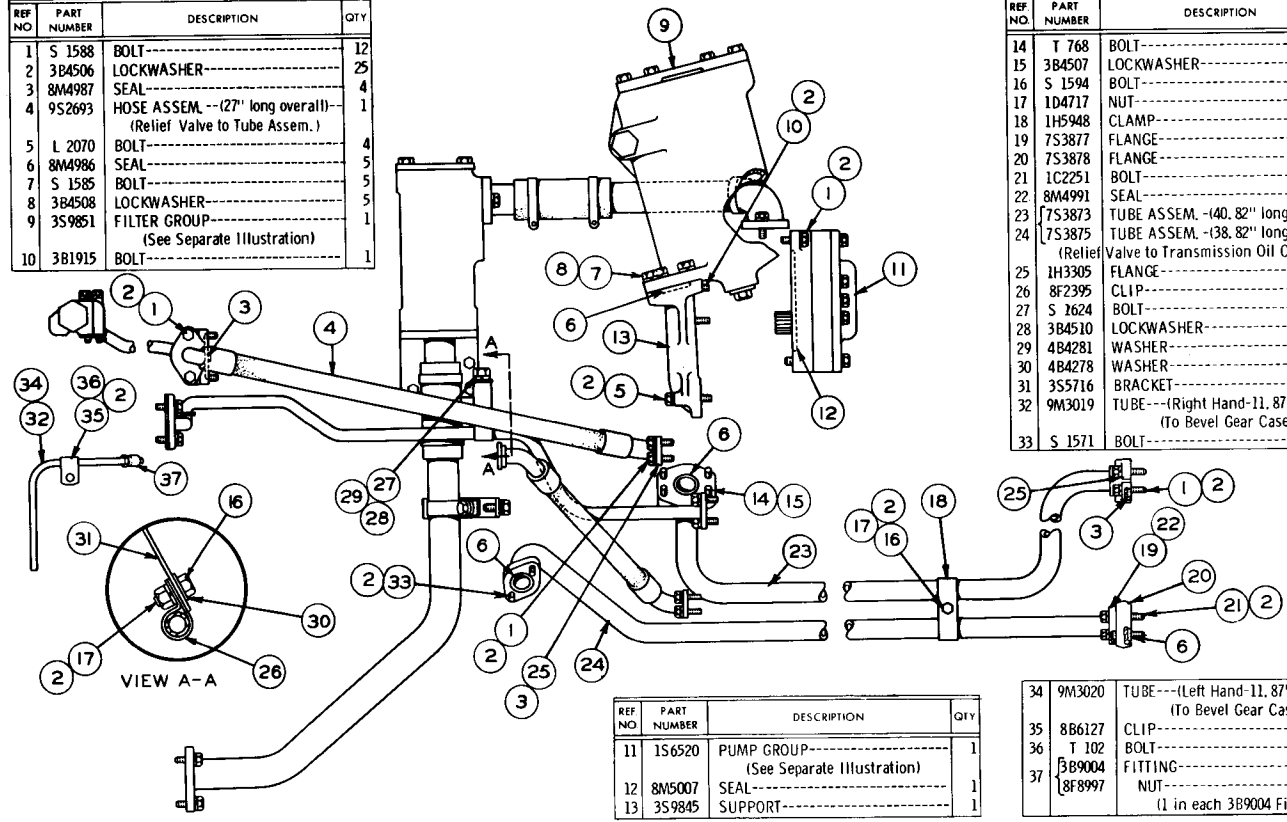


REF NO	PART NUMBER	DESCRIPTION	QTY
8	1A2029	BOLT-----	17
9	3S3703	TUBE ASSEM. -(3.75" long overall)- (Ref. No. 7 to Ref. No. 6)	1
10	8M4436	SEAL-----	2
11	3S3708	TUBE ASSEM. -(3.75" long overall)- (Ref. No. 7 to Ref. No. 22)	1
12	S-1588	BOLT-----	11
13	3S3740	TUBE ASSEM. -(10.14" long overall)- (Ref. No. 9 to Fuel Transfer Pump)	1
14	9M9037	FLANGE-----	1
15	1S4	SEAL-----	1
16	2K190	FLANGE-----	4
17	8M4988	SEAL-----	2
18	3S3711	HOSE ASSEM. -(15.75" long overall)- (Scavenger Pump to Transmission)	1
19	6H1717	BOLT-----	1
20	3B4508	LOCKWASHER-----	1
21	4B4280	WASHER-----	1
22	3S3698	TUBE ASSEM. -(33.60" long overall)- (Ref. No. 7 to Bevel Gear Case)	1
23	8M4390	SEAL-----	1
24	S-1594	BOLT-----	2
25	1D4717	NUT-----	2
26	4B4278	WASHER-----	2
27	2H8930	CLAMP-----	1
28	3S3676	BRACKET-----	1
29	3S3737	TUBE ASSEM. -(36.49" long overall)- (Transmission Case to Bevel Gear Case)	1
30	1F3133	GASKET-----	1
31	2S8373	VALVE GROUP-----	1
32	5M6214	PLUG-----	1
33	8M4988	SEAL-----	1
34	9M135	PLUG-----	1
35	7B472	PIN-----	1
36	L-1142	SPRING-----	1
37	3S8236	VALVE-----	1
		(Parts of 2S8373 Valve Group)	
38	8M4445	SEAL-----	1
39	8M4448	SEAL-----	1
40	8M4987	SEAL-----	1
41	8M4992	SEAL-----	1
42	8M5254	SEAL-----	2

101469

REF NO	PART NUMBER	DESCRIPTION	QTY
1	S 1588	BOLT	12
2	3B4506	LOCKWASHER	25
3	8M4987	SEAL	4
4	9S2693	HOSE ASSEM. --(27" long overall)-- (Relief Valve to Tube Assem.)	1
5	L 2070	BOLT	4
6	8M4986	SEAL	5
7	S 1585	BOLT	5
8	3B4508	LOCKWASHER	5
9	3S9851	FILTER GROUP (See Separate Illustration)	1
10	3B1915	BOLT	1

REF NO	PART NUMBER	DESCRIPTION	QTY
14	T 768	BOLT	4
15	3B4507	LOCKWASHER	4
16	S 1594	BOLT	2
17	1D4717	NUT	2
18	1H5948	CLAMP	2
19	7S3877	FLANGE	1
20	7S3878	FLANGE	1
21	1C2251	BOLT	4
22	8M4991	SEAL	1
23	7S3873	TUBE ASSEM. -(40. 82" long overall)	1
24	7S3875	TUBE ASSEM. -(38. 82" long overall) (Relief Valve to Transmission Oil Cooler)	1
25	1H3305	FLANGE	4
26	8F2395	CLIP	1
27	S 2624	BOLT	1
28	3B4510	LOCKWASHER	1
29	4B4281	WASHER	1
30	4B4278	WASHER	1
31	3S5716	BRACKET	1
32	9M3019	TUBE ---(Right Hand-11. 87" Long)-- (To Bevel Gear Case)	1
33	S 1571	BOLT	2



REF NO	PART NUMBER	DESCRIPTION	QTY
11	1S6520	PUMP GROUP (See Separate Illustration)	1
12	8M5007	SEAL	1
13	3S9845	SUPPORT	1

34	9M3020	TUBE ---(Left Hand-11. 87" Long)-- (To Bevel Gear Case)	1
35	8B6127	CLIP	2
36	T 102	BOLT	2
37	3B9004	FITTING	2
	8F8997	NUT (1 in each 3B9004 Fitting)	2

108244

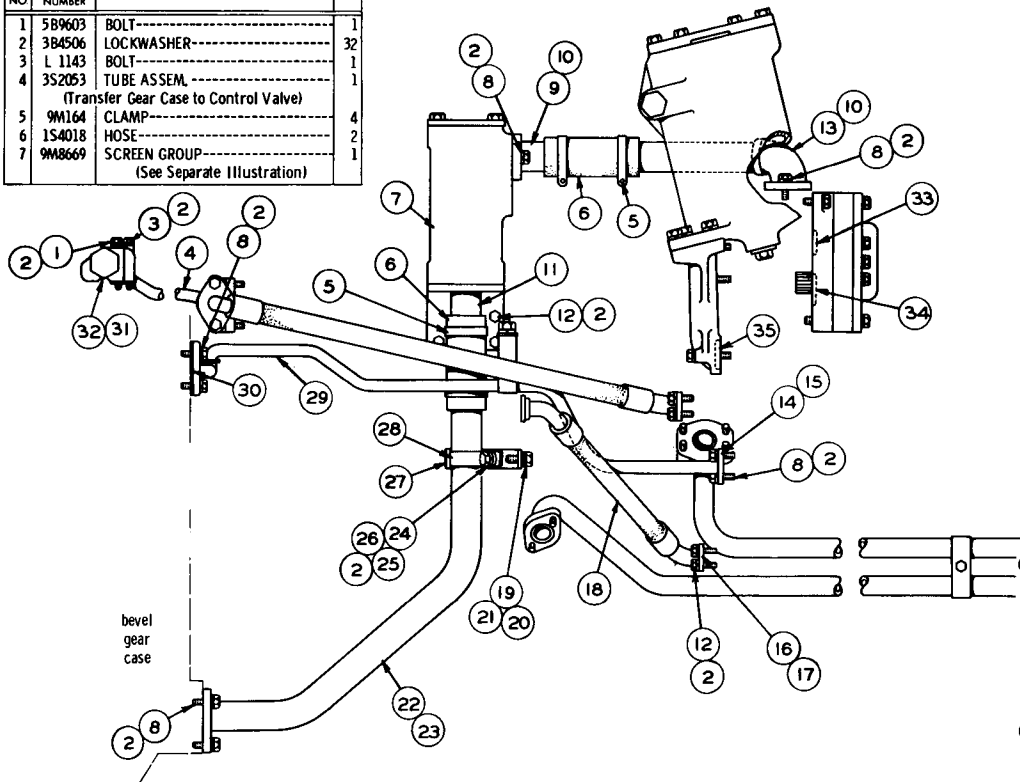
TRANSMISSION AND STEERING CLUTCH LUBRICATION SYSTEM (7S7401 N/S)--Part 1
 Serial No. 11K2738 to 11K3219 inclusive
 3S9851 Filter and 1S6520 Pump parts are shown on Pages 70A & 74

TRANSMISSION AND STEERING CLUTCH LUBRICATION SYSTEM (7S7401 N/S)—Part 2

Serial No. 11K2738 to 11K3219 inclusive

9M8669 Screen and 1P1899 Valve parts are shown on Pages 74 & 74A

REF NO	PART NUMBER	DESCRIPTION	QTY
1	5B9603	BOLT-----	1
2	3B4506	LOCKWASHER-----	32
3	L 1143	BOLT-----	1
4	3S2053	TUBE ASSEM.----- (Transfer Gear Case to Control Valve)	1
5	9M164	CLAMP-----	4
6	1S4018	HOSE-----	2
7	9M8669	SCREEN GROUP----- (See Separate Illustration)	1



REF NO	PART NUMBER	DESCRIPTION	QTY
8	1A2029	BOLT-----	17
9	3S3703	TUBE ASSEM. -(3, 75" long overall)- (Ref. No. 7 to Ref. No. 6)	1
10	8M4436	SEAL-----	2
11	3S3708	TUBE ASSEM. -(3, 75" long overall)- (Ref. No. 7 to Ref. No. 22)	1
12	S 1588	BOLT-----	11
13	3S3740	TUBE ASSEM. -(10, 14" long overall)- (Ref. No. 9 to Fuel Transfer Pump)	1
14	9M9037	FLANGE-----	1
15	154	SEAL-----	1
16	2K190	FLANGE-----	4
17	8M4988	SEAL-----	2
18	3S3711	HOSE ASSEM. -(15, 75" long overall)- (Scavenger Pump to Transmission)	1
19	6H1717	BOLT-----	1
20	3B4508	LOCKWASHER-----	1
21	4B4280	WASHER-----	1
22	3S3698	TUBE ASSEM. -(33, 60" long overall)- (Ref. No. 7 to Bevel Gear Case)	1
23	8M4390	SEAL-----	1
24	S 1594	BOLT-----	2
25	1D4717	NUT-----	2
26	4B4278	WASHER-----	2
27	2H8930	CLAMP-----	1
28	3S3676	BRACKET-----	1
29	3S3737	TUBE ASSEM. -(36, 49" long overall)- (Transmission Case to Bevel Gear Case)	1
30	1F3133	GASKET-----	1
31	1P1899	VALVE GROUP----- (See Separate Illustration)	1
32	8M4445	SEAL--- (.859" Inside Diameter)---	1
	8M4448	SEAL--- (.612" Inside Diameter)---	1
33	8M4987	SEAL-----	1
34	8M4992	SEAL-----	1
35	8M5254	SEAL-----	2

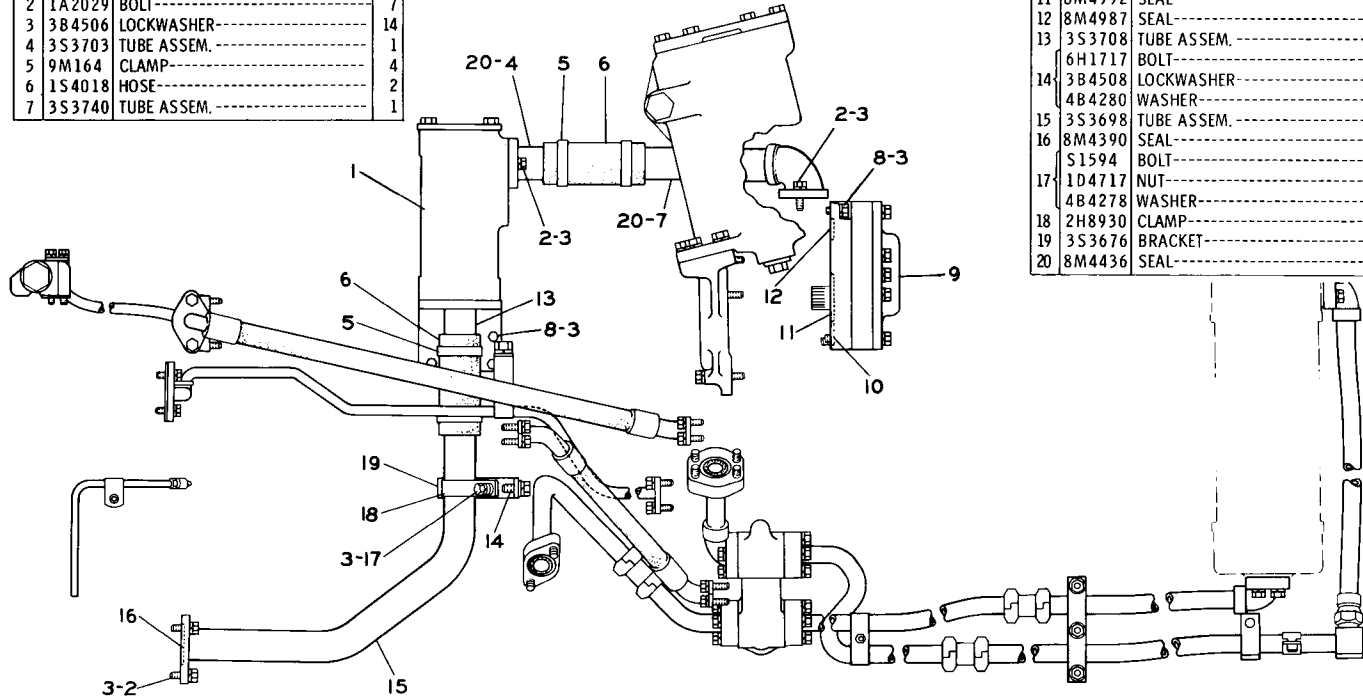
C INDICATES CHANGE FROM PREVIOUS TYPE

129405

TRANSMISSION AND STEERING CLUTCH LUBRICATION SYSTEM (7S7401 N/S)—Part 2 of 3
 Effective with Serial No. 11K3220
 9M8669 Screen and 1S6520 Pump parts are shown on Page 74

REF. NO.	PART NUMBER	DESCRIPTION	QTY
1	9M8669	SCREEN GROUP----- (See Separate Illustration)	1
2	1A2029	BOLT-----	7
3	3B4506	LOCKWASHER-----	14
4	3S3703	TUBE ASSEM.-----	1
5	9M164	CLAMP-----	4
6	1S4018	HOSE-----	2
7	3S3740	TUBE ASSEM.-----	1

8	S1588	BOLT-----	5
9	1S6520	PUMP GROUP----- (See Separate Illustration)	1
10	8M5007	SEAL-----	1
11	8M4992	SEAL-----	1
12	8M4987	SEAL-----	1
13	3S3708	TUBE ASSEM.-----	1
14	6H1717	BOLT-----	1
	3B4508	LOCKWASHER-----	1
14	4B4280	WASHER-----	1
	3S3698	TUBE ASSEM.-----	1
15	3S3698	TUBE ASSEM.-----	1
16	8M4390	SEAL-----	1
16	S1594	BOLT-----	2
17	1D4717	NUT-----	2
17	4B4278	WASHER-----	2
	2H8930	CLAMP-----	1
18	2H8930	CLAMP-----	1
19	3S3676	BRACKET-----	1
20	8M4436	SEAL-----	2



TRANSMISSION AND CHASSIS

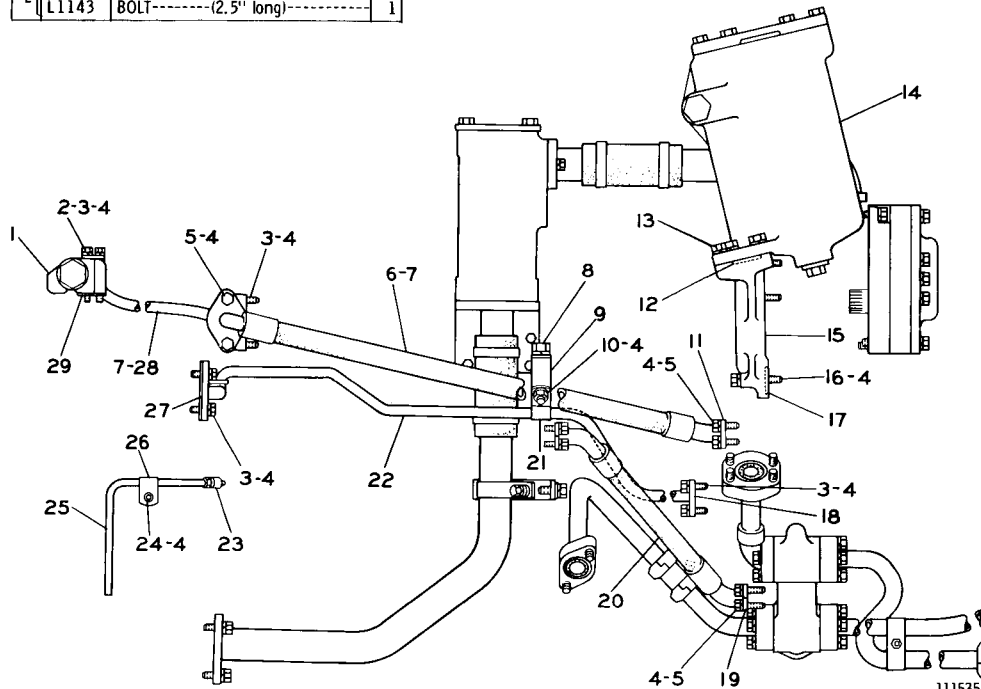
72E

TRANSMISSION AND STEERING CLUTCH LUBRICATION SYSTEM (7S7401 N/S)—Part 3 of 3

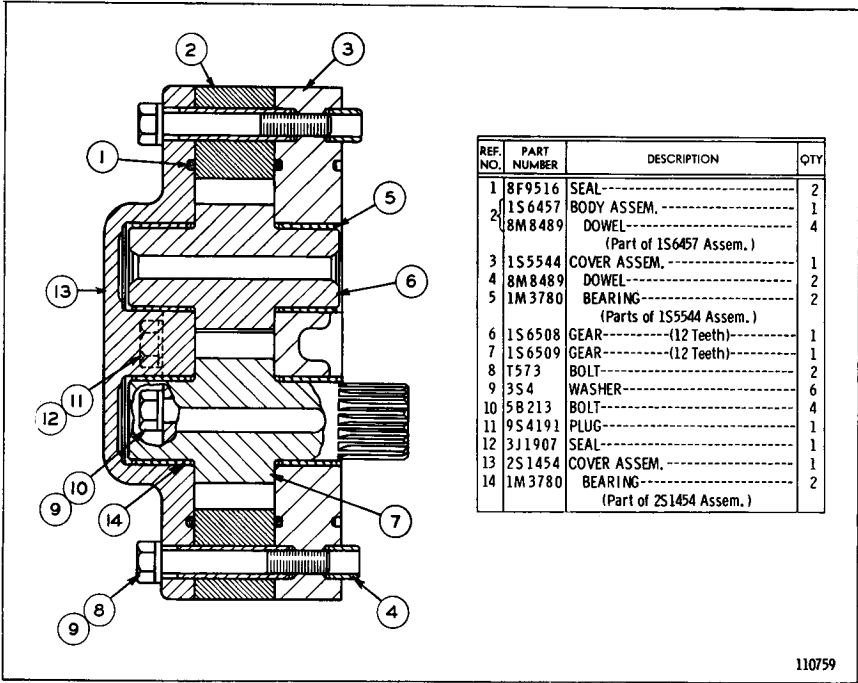
Effective with Serial No. 11K3220

3S9851 Filter and 1P1899 Valve parts are shown on Pages 70A and 74A

REF. NO.	PART NUMBER	DESCRIPTION	QTY
1	1P1899	VALVE GROUP----- (See Separate Illustration)	1
1	8M4445	SEAL-----	1
2	5B9603	BOLT-----('5" long)-----	1
2	L1143	BOLT-----('2.5" long)-----	1



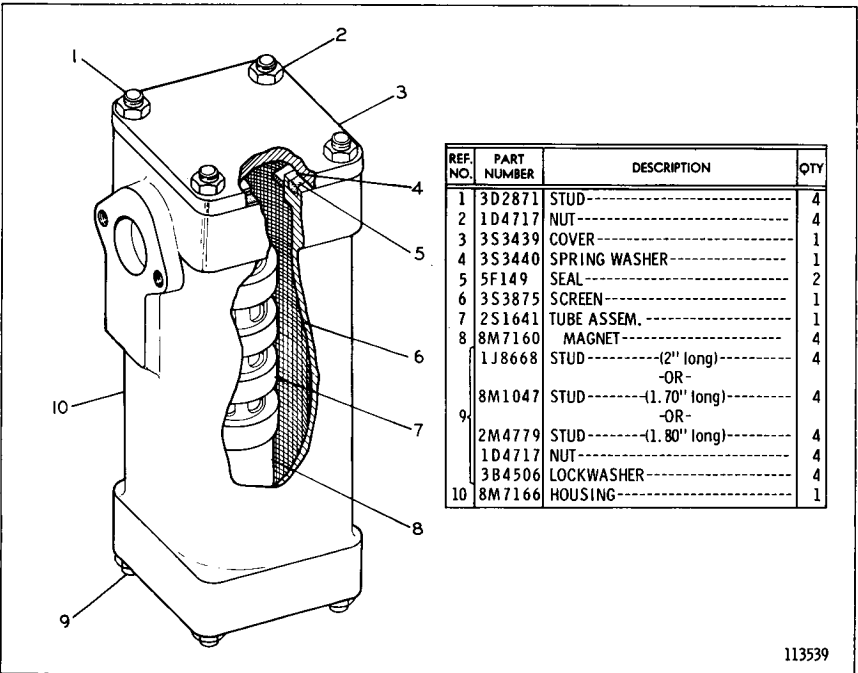
3	1A2029	BOLT-----('1.125" long)-----	8
4	3B4506	LOCKWASHER-----	32
5	S1588	BOLT-----	14
6	9S2693	HOSE ASSEM.-----('27" long)-----	1
7	8M4987	SEAL-----	3
	S1624	BOLT-----	1
8	3B4510	LOCKWASHER-----	1
	4B4281	WASHER-----	1
9	3S5716	BRACKET-----	1
	S1594	BOLT-----	1
10	1D4717	NUT-----	1
	4B4278	WASHER-----	1
11	1H3305	FLANGE-----	2
12	8M4986	SEAL-----	2
	S1585	BOLT-----	5
13	3B4508	LOCKWASHER-----	5
14	3S9851	FILTER GROUP----- (See Separate Illustration)	1
15	3S9845	SUPPORT-----	1
	L2070	BOLT-----('2.25" long)-----	4
16	3B1915	BOLT-----('1.375" long)-----	1
17	8M5254	SEAL-----	2
	9M9037	FLANGE-----	1
18	1S4	SEAL-----	1
19	2K190	FLANGE-----	4
	3S3711	HOSE ASSEM.---('15.75" long)-----	1
20	8M4988	SEAL-----	2
21	8F2395	CLIP-----	1
22	3S3737	TUBE ASSEM.-----	1
	3B9004	FITTING-----	2
23	8F8997	NUT----- (1 in each 3B9004 Fitting)	2
24	T102	BOLT-----	2
	9M3019	TUBE----- (R. H.)-----	1
25	9M3020	TUBE----- (L. H.)----- (Bevel Gear Oiling)	1
26	8B6127	CLIP-----	2
27	1F3133	GASKET-----	1
28	3S2053	TUBE ASSEM.-----	1
29	8M4448	SEAL-----	1



110759

1S6520 OIL PUMP GROUP

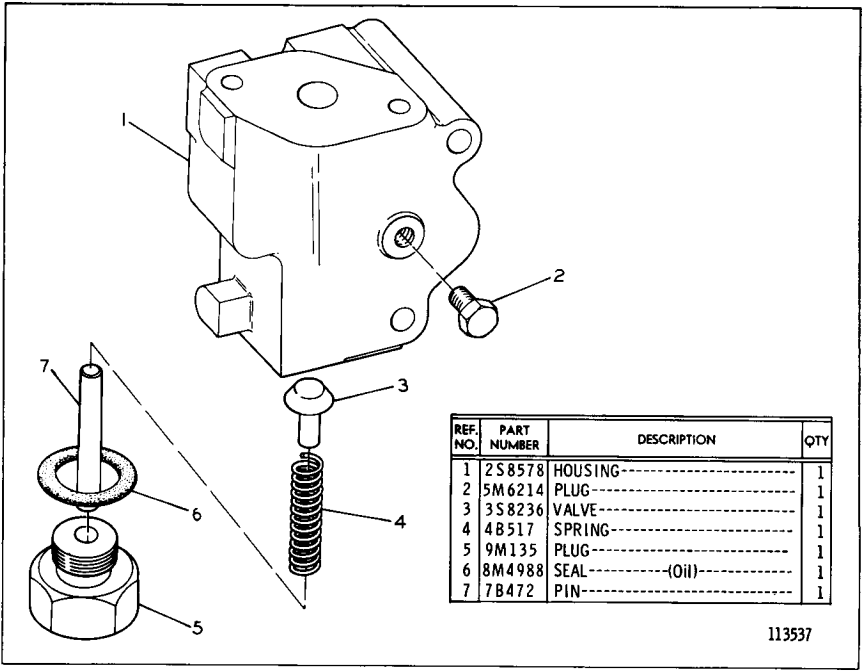
Part of Transmission & Steering Clutch Lubrication System
shown on Pages 72, 72B and 72E



113539

9M8669 MAGNETIC SCREEN GROUP

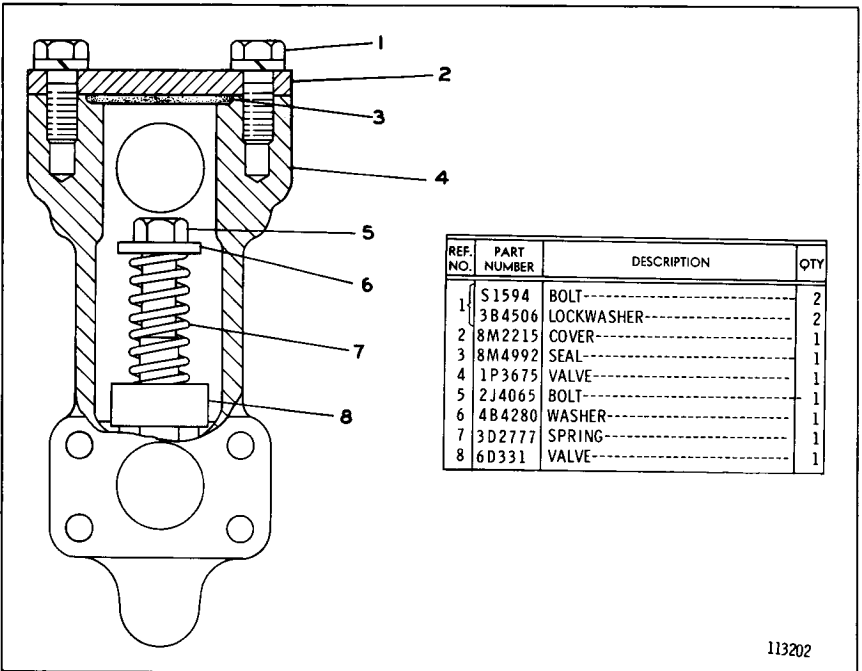
Part of Transmission & Steering Clutch Lubrication System
shown on Pages 72A, 72C and 72E



1P1899 CHECK VALVE GROUP

Serial No. 11K2738-Up

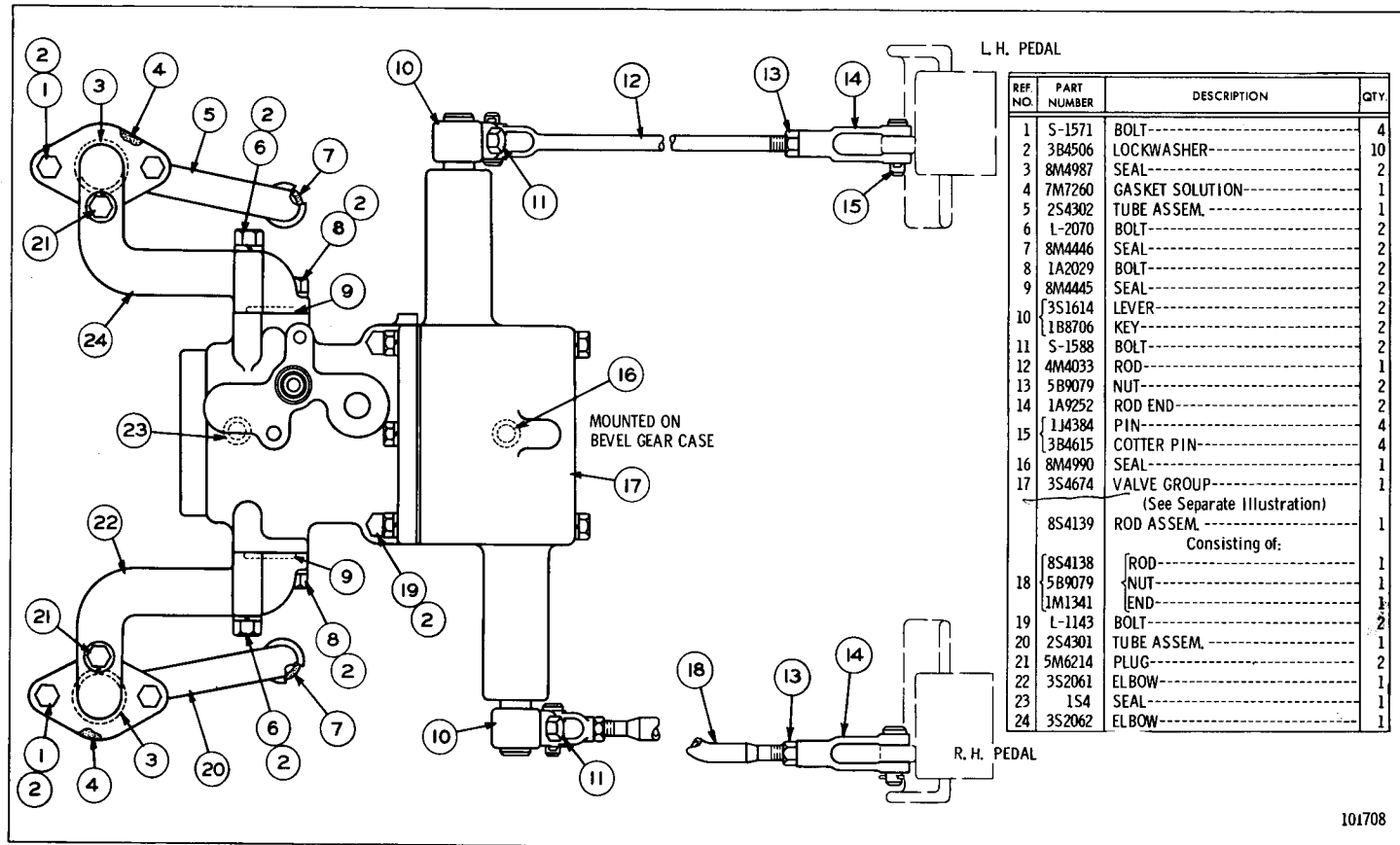
Part of Transmission and Steering Clutch Lubrication System
shown on Pages 72C and 73



1P3676 BY-PASS VALVE GROUP

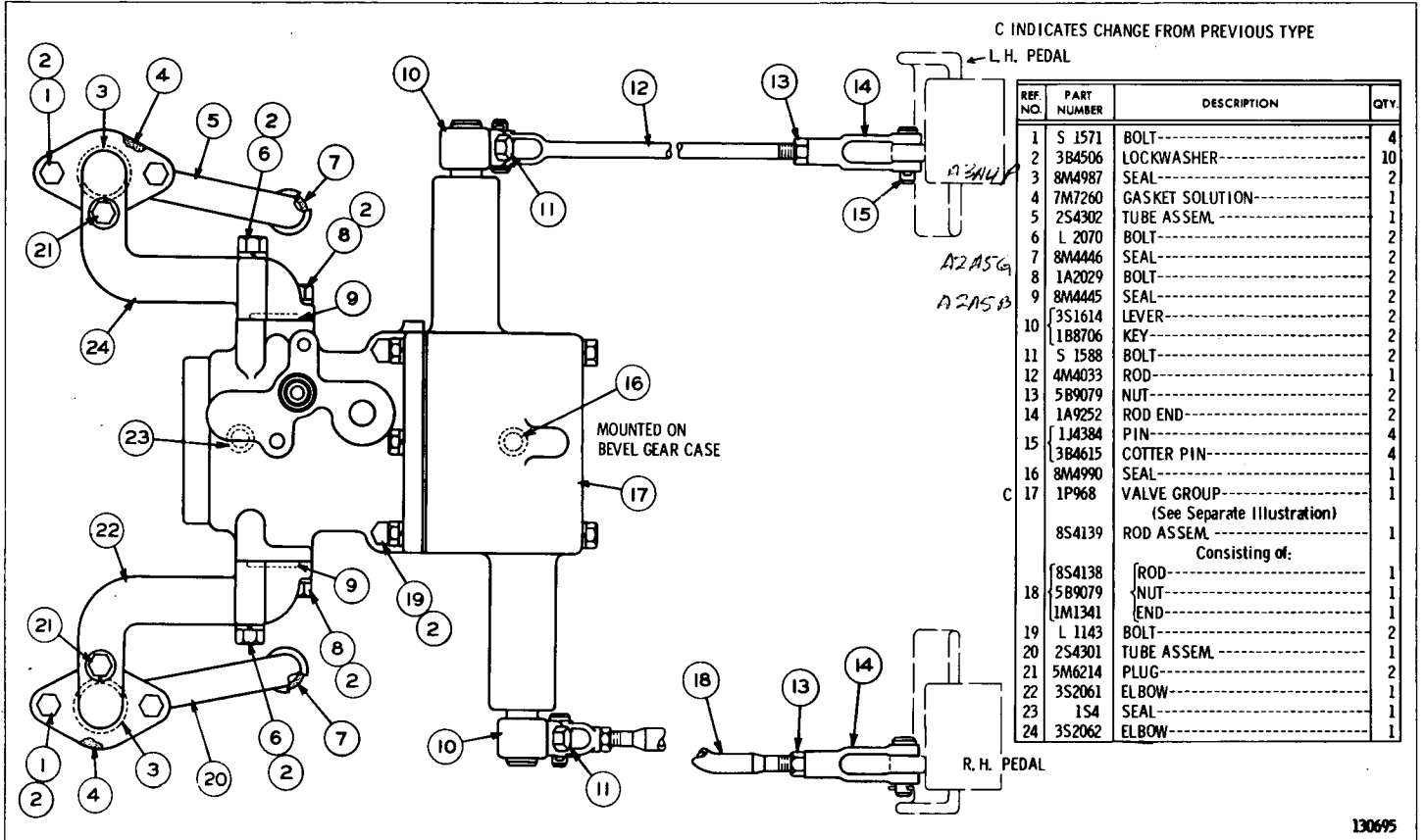
Serial No. 11K3220-Up

Part of Transmission and Steering Clutch Lubrication System
shown on Page 72D



STEERING CLUTCH HYDRAULIC CONTROL (3S2036 N/S)—Top View
 Serial No. 11K1 to 11K2656, 11K2894 to 11K3219 and 11K3236 to 11K3611 inclusive
 3S4674 Control Valve parts are shown on Page 76

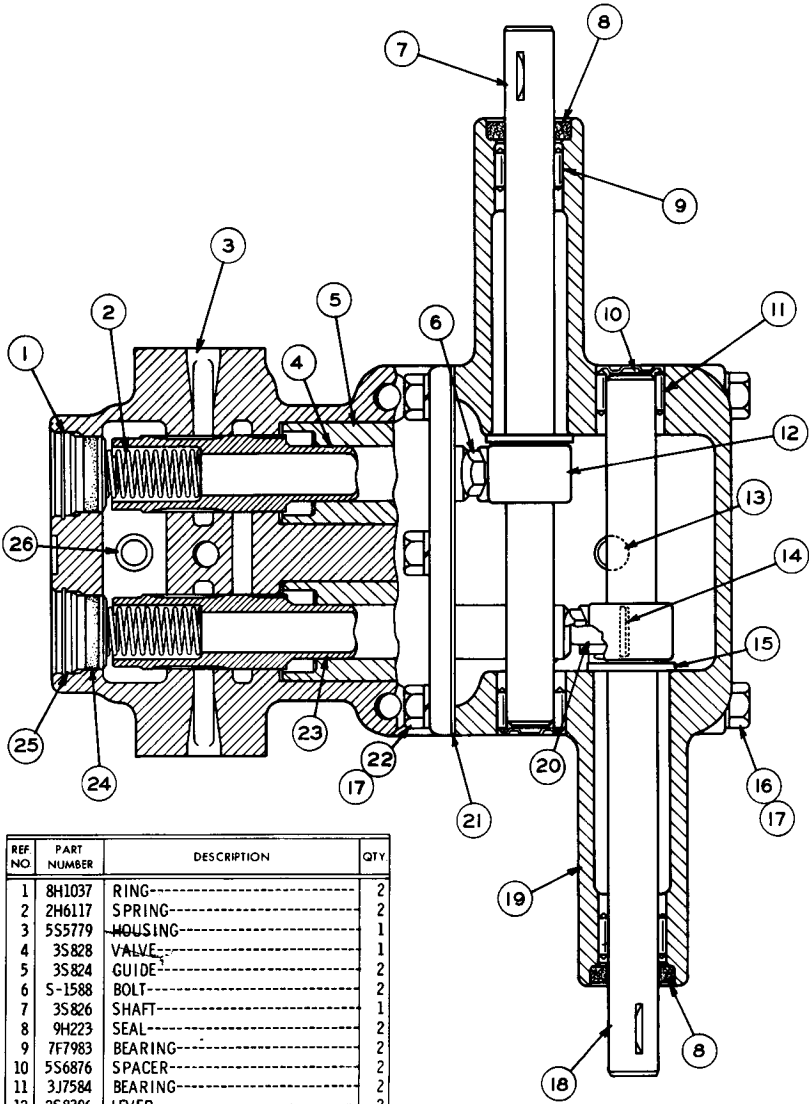
STEERING CLUTCH HYDRAULIC CONTROL (3S2036 N/S)—Top View
 Serial No. 11K2657 to 11K2893, 11K3220 to 11K3235 and 11K3612-Up
 1P968 Control Valve parts are shown on Page 76A



C INDICATES CHANGE FROM PREVIOUS TYPE

REF. NO.	PART NUMBER	DESCRIPTION	QTY
1	S 1571	BOLT-----	4
2	3B4506	LOCKWASHER-----	10
3	8M4987	SEAL-----	2
4	7M7260	GASKET SOLUTION-----	1
5	2S4302	TUBE ASSEM.-----	1
6	L 2070	BOLT-----	2
7	8M4446	SEAL-----	2
8	1A2029	BOLT-----	2
9	8M4445	SEAL-----	2
10	{ 3S1614	LEVER-----	2
	{ 1B8706	KEY-----	2
11	S 1588	BOLT-----	2
12	4M4033	ROD-----	1
13	5B9079	NUT-----	2
14	1A9252	ROD END-----	2
15	{ 1J4384	PIN-----	4
	{ 3B4615	COTTER PIN-----	4
16	8M4990	SEAL-----	1
C 17	1P968	VALVE GROUP-----	1
		(See Separate Illustration)	
	8S4139	ROD ASSEM.-----	1
		Consisting of:	
18	{ 8S4138	ROD-----	1
	{ 5B9079	NUT-----	1
	{ 1M1341	END-----	1
19	L 1143	BOLT-----	2
20	2S4301	TUBE ASSEM.-----	1
21	5M6214	PLUG-----	2
22	3S2061	ELBOW-----	1
23	154	SEAL-----	1
24	3S2062	ELBOW-----	1

TRANSMISSION AND CHASSIS



REF NO	PART NUMBER	DESCRIPTION	QTY
1	8H1037	RING-----	2
2	2H6117	SPRING-----	2
3	5S5779	HOUSING-----	1
4	3S828	VALVE-----	1
5	3S824	GUIDE-----	2
6	S-1588	BOLT-----	2
7	3S826	SHAFT-----	1
8	9H223	SEAL-----	2
9	7F7983	BEARING-----	2
10	5S6876	SPACER-----	2
11	3J7584	BEARING-----	2
12	2S8396	LEVER-----	2
13	2S8413	STANDPIPE-----	1
14	1B8706	KEY-----	2
15	L-1325	WASHER-----	2
16	1A5183	BOLT-----	2
17	3B4506	LOCKWASHER-----	5
18	3S825	SHAFT-----	1
19	3S841	HOUSING-----	1
	2S8411	ROLLER-----	2
20	1J4384	PIN-----	2
	3B4615	COTTER PIN-----	2

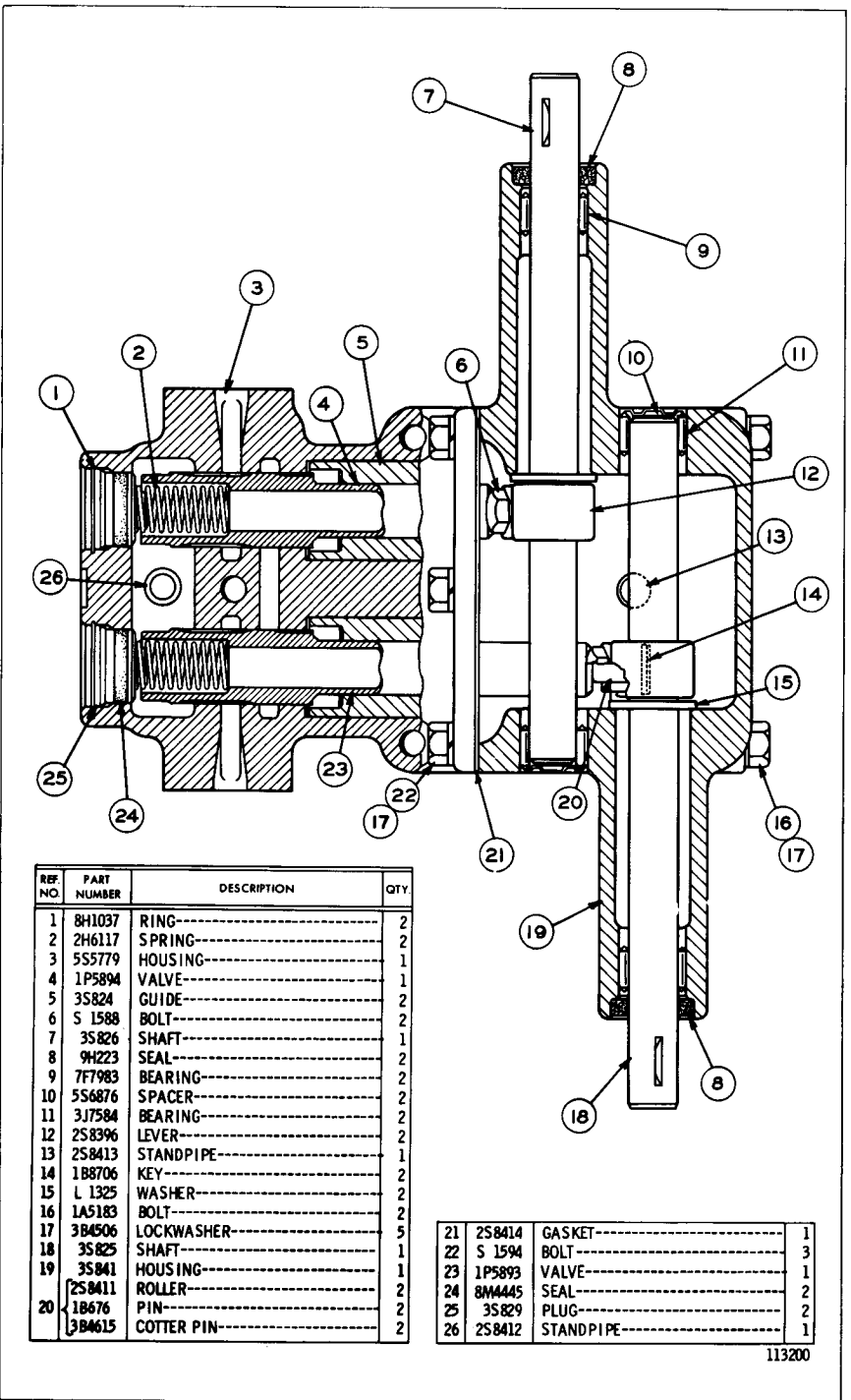
REF NO	PART NUMBER	DESCRIPTION	QTY
21	2S8414	GASKET-----	1
22	S-1594	BOLT-----	3
23	3S827	VALVE-----	1
24	8M4445	SEAL-----	2
25	3S829	PLUG-----	2
26	2S8412	STANDPIPE-----	1

120382

3S4674 STEERING CLUTCH CONTROL VALVE GROUP

Serial No. 11K1 to 11K2656, 11K2894 to 11K3219 & 11K3236 to 11K3611 inclusive

Part of Steering Clutch Hydraulic Control shown on Page 74B



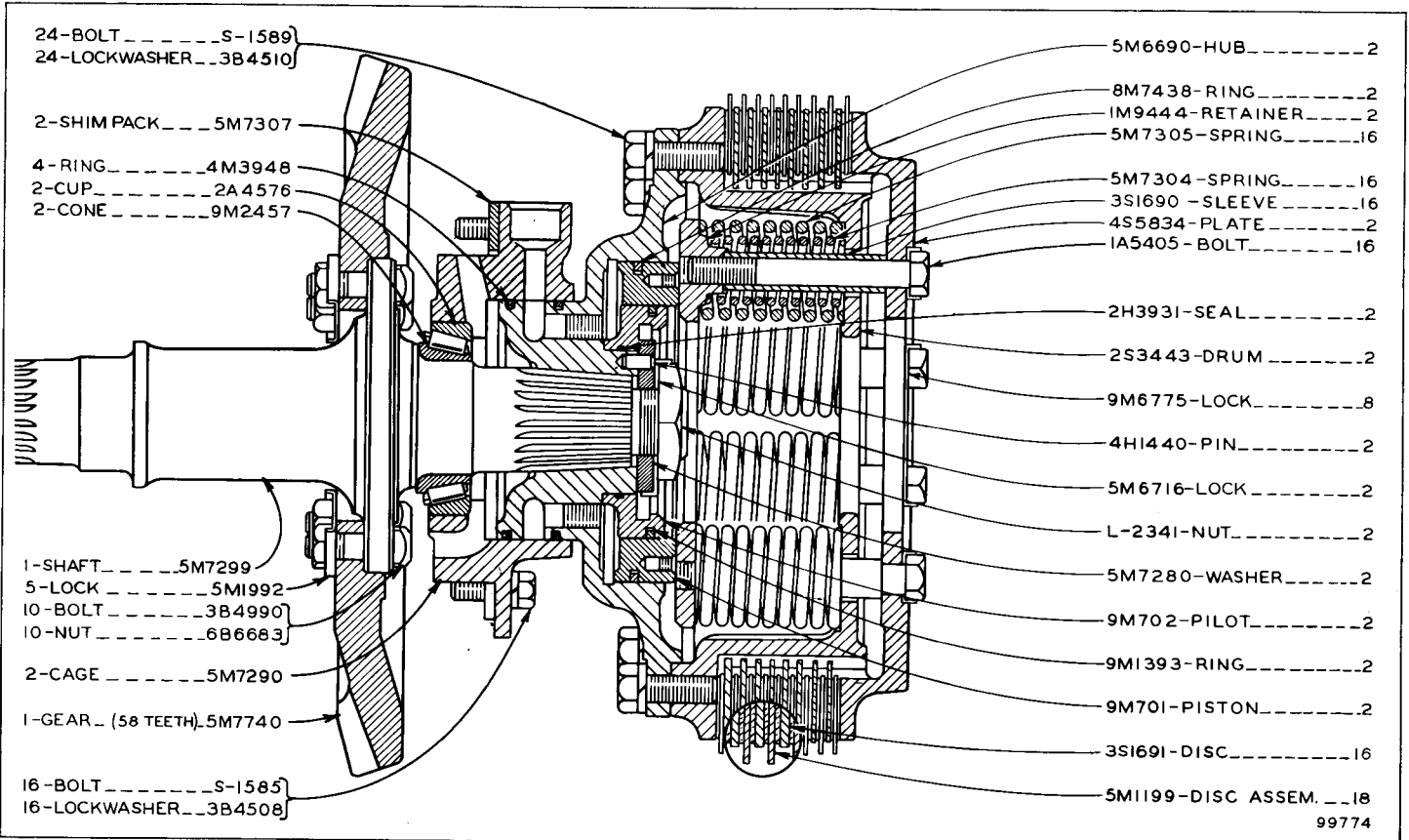
REF NO	PART NUMBER	DESCRIPTION	QTY
1	8H1037	RING-----	2
2	2H6117	SPRING-----	2
3	5S5779	HOUSING-----	1
4	1P5894	VALVE-----	1
5	3S824	GUIDE-----	2
6	S 1588	BOLT-----	2
7	3S826	SHAFT-----	1
8	9H223	SEAL-----	2
9	7F7983	BEARING-----	2
10	5S6876	SPACER-----	2
11	3J7584	BEARING-----	2
12	2S8396	LEVER-----	2
13	2S8413	STANDPIPE-----	1
14	1B8706	KEY-----	2
15	L 1325	WASHER-----	2
16	1A5183	BOLT-----	2
17	3B4506	LOCKWASHER-----	5
18	3S825	SHAFT-----	1
19	3S841	HOUSING-----	1
20	2S8411	ROLLER-----	2
	18676	PIN-----	2
	3B4615	COTTER PIN-----	2

21	2S8414	GASKET-----	1
22	S 1594	BOLT-----	3
23	1P5893	VALVE-----	1
24	8M4445	SEAL-----	2
25	3S829	PLUG-----	2
26	2S8412	STANDPIPE-----	1

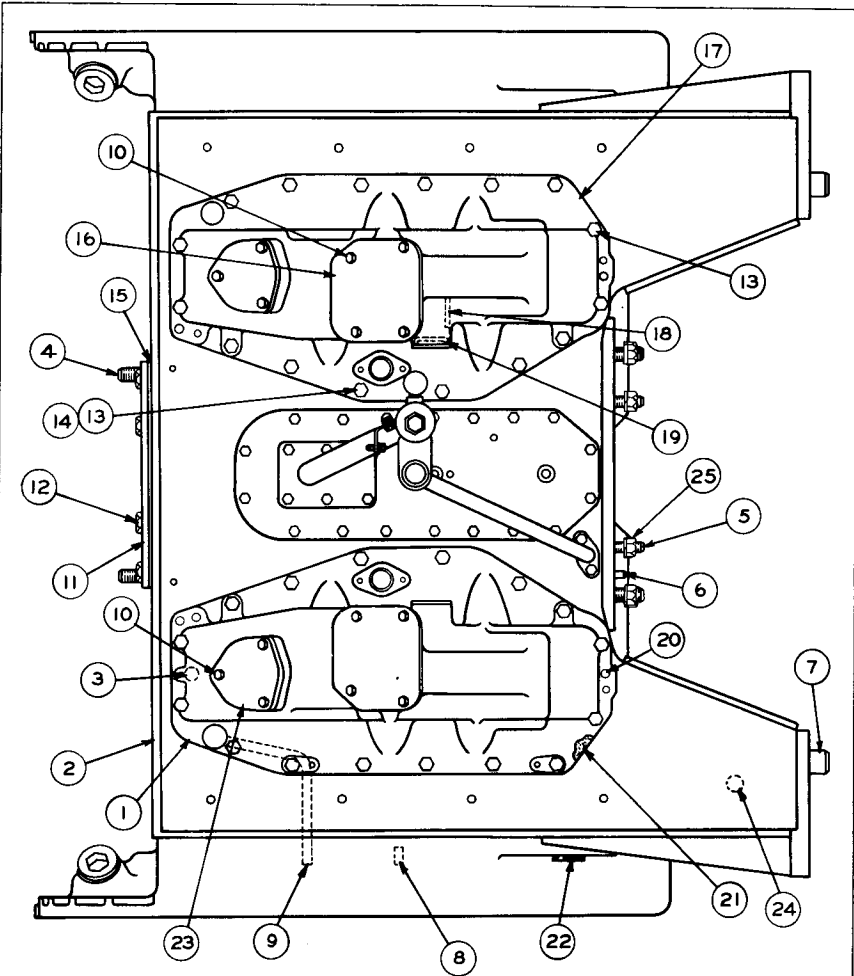
113200

1P968 STEERING CLUTCH CONTROL VALVE GROUP
 Serial No. 11K2657 to 11K2893, 11K3220 to 11K3235 & 11K3612-Up
 Part of Steering Clutch Hydraulic Control shown on Page 75

STEERING CLUTCH



99774

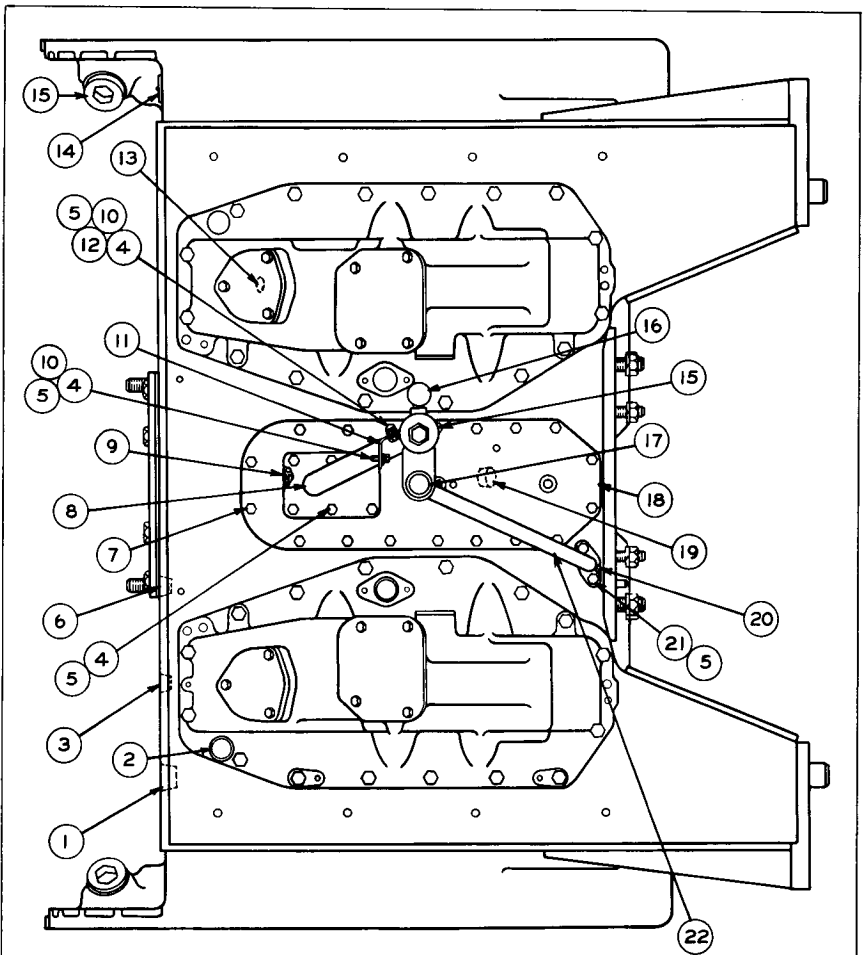


REF NO	PART NUMBER	DESCRIPTION	QTY
1	8M6891	COVER-----	1
2	3S3038	CASE ASSEM.-----	1
3	8M2615	DOWEL-----	4
3	4L6943	RING-----	4
4	2S3390	STUD-----	4
4	9H5999	STUD-----	8
6	8M3405	DOWEL-----	1
7	5H7911	DOWEL-----	2
8	L2061	DOWEL-----	4
9	3S1967	TUBE----- (Right Hand)	1
9	3S1968	TUBE----- (Left Hand)	1
(Parts of 3S3038 Case Assem.)			
10	L1351	BOLT-----	14
10	3B4506	LOCKWASHER-----	14
11	3S3447	COVER-----	1
11	7H2069	BOLT-----	6
12	3B4512	LOCKWASHER-----	6
12	6H190	WASHER-----	6

REF NO	PART NUMBER	DESCRIPTION	QTY
13	9S1366	BOLT-----	32
13	3B4508	LOCKWASHER-----	32
14	1K4649	SPACER-----	2
15	7B206	GASKET-----	1
16	8M7542	COVER-----	2
16	8M7543	GASKET-----	2
17	8M6892	COVER-----	1
18	5F5363	BEARING-----	4
19	L1021	PLUG-----	2
20	3B2225	DOWEL-----	4
21	8M7433	GASKET-----	2
22	7B9665	PLUG-----	2
23	8M5584	COVER-----	2
23	8M5585	GASKET-----	2
24	5S4017	PLUG-----	2
25	1B4206	NUT-----	8
25	3B4510	LOCKWASHER-----	8

110762

BEVEL GEAR CASE AND COVERS (3S2035 N/S)—Top View—Part 1
Serial No. 11K1 to 11K3246 inclusive

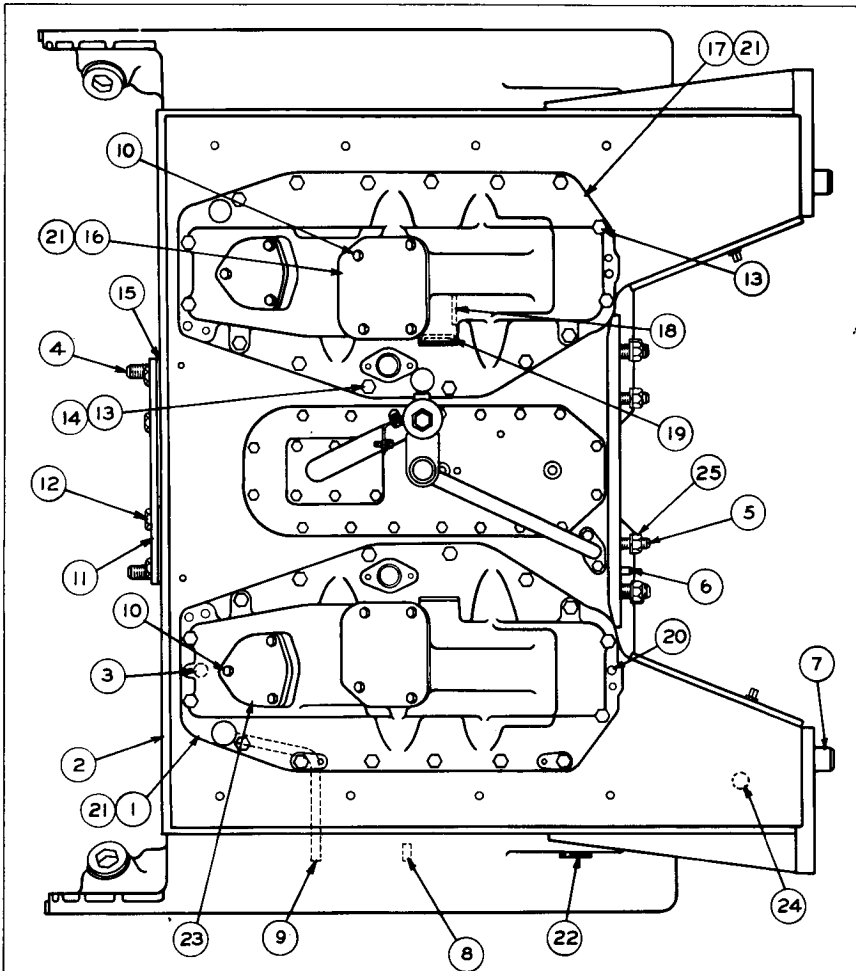


REF. NO.	PART NUMBER	DESCRIPTION	QTY.
1	7M4515	CORK-----	6
	8S5820	BREATHER-----	2
2	3B6488	COUPLING-----	2
	5B7442	NIPPLE-(.25" diameter-4.75" long)-	2
3	2B7563	CORK-----	8
4	L 1351	BOLT-----	8
5	3B4506	LOCKWASHER-----	10
6	2B7583	CORK-----	2
7	1C2251	BOLT-----	18
	5M2894	WASHER-----	18
	3S5694	SPOUT ASSEM.-----	1
8	2S2053	CLIP-----	1
9	9M1939	GASKET-----	1
10	4B4278	WASHER-----	2
11	2S3822	BRACKET-----	1
12	104717	NUT-----	1

REF. NO.	PART NUMBER	DESCRIPTION	QTY.
13	2B7409	PLUG-----	1
14	2M6831	PLATE----- (Serial Number)	1
	4B4159	SCREW-----	2
	1827	PLUG-----	3
15	L1124	GASKET-----	3
	8S5820	BREATHER-----	1
16	3B6773	ELBOW-----	1
	3S3062	PLUNGER ASSEM.-----	1
17	1M4543	GROMMET-----	1
	3S1740	PLATE-----	1
18	7M7260	GASKET SOLUTION-----	1
19	5S4017	PLUG-----	3
20	7M1588	GASKET-----	1
21	S 1594	BOLT-----	2
22	3S5696	GUIDE ASSEM.-----	1

110763

BEVEL GEAR CASE AND COVERS (3S2035 N/S)—Top View—Part 2
Serial No. 11K1 to 11K3246 inclusive



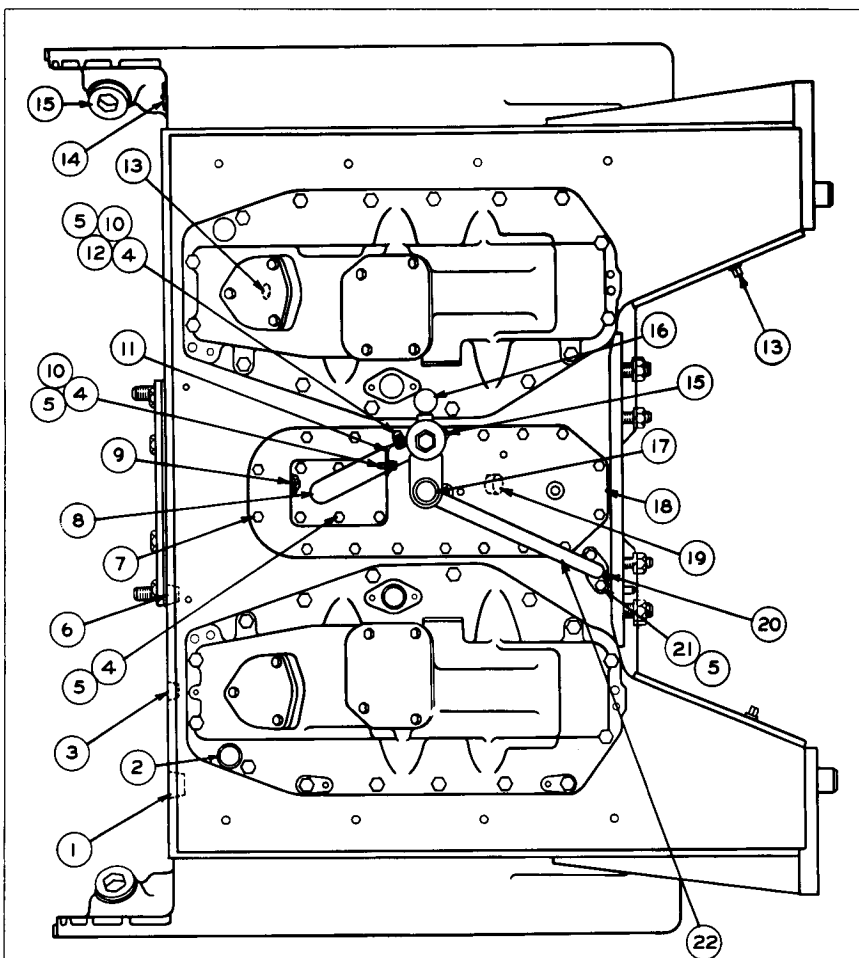
C INDICATES CHANGE

REF. NO.	PART NUMBER	DESCRIPTION	QTY
1	8M6891	COVER-----	1
2	3S3038	CASE ASSEM.-----	1
	2L3650	PIN-----	1
3	8M2615	DOWEL-----	4
	4L6943	RING-----	4
4	2S3390	STUD-----	4
5	9H5999	STUD-----	8
6	8M3405	DOWEL-----	1
7	5H7911	DOWEL-----	2
8	L2061	DOWEL-----	4
9	3S1967	TUBE----- (Right Hand)	1
	3S1968	TUBE----- (Left Hand)	1
10	L1351	BOLT-----	14
	3B4506	LOCKWASHER-----	14
11	3S3447	COVER-----	1
	7H2069	BOLT-----	6
12	3B4512	LOCKWASHER-----	6
	6H190	WASHER-----	6

13	9S1366	BOLT-----	32
	3B4508	LOCKWASHER-----	32
14	1K4649	SPACER-----	2
15	7B206	GASKET-----	1
16	8M7542	COVER-----	2
17	8M6892	COVER-----	1
18	5F5363	BEARING-----	4
19	L1021	PLUG-----	2
20	3B2225	DOWEL-----	4
C 21	7M7260	LIQUID GASKET-----	
	7B9665	PLUG-----	2
23	8M5584	COVER-----	2
	8M5585	GASKET-----	2
24	5S4017	PLUG-----	2
	1B4206	NUT-----	8
25	3B4510	LOCKWASHER-----	8

113411

BEVEL GEAR CASE AND COVERS (3S2035 N/S)—Top View—Part 1
Serial No. 11K3247-Up



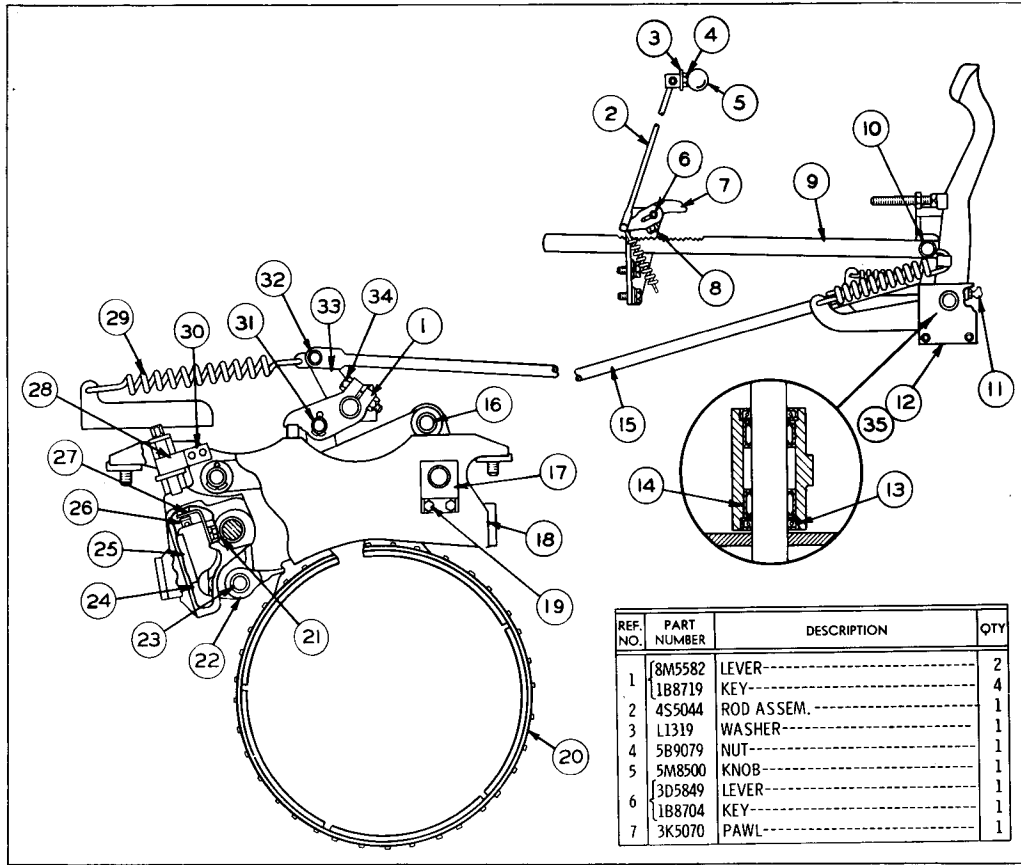
C INDICATES CHANGE

REF NO	PART NUMBER	DESCRIPTION	QTY
1	7M4515	CORK-----	6
	8S5820	BREATHER-----	2
2	3B6488	COUPLING-----	2
	5B7442	NIPPLE-L, 25" diameter-4.75" long)-----	2
C 3	2B7561	CORK-----	8
4	L1351	BOLT-----	8
5	3B4506	LOCKWASHER-----	10
6	2B7583	CORK-----	2
	1C2251	BOLT-----	18
7	5M2894	WASHER-----	18
	3S5694	SPOUT ASSEM.-----	1
8	2S2053	CLIP-----	1
9	9M1939	GASKET-----	1
10	4B4278	WASHER-----	2
11	2S3822	BRACKET-----	1
12	1D4717	NUT-----	1

C 13	2B7409	PLUG-----	3
	2M6831	PLATE----- (Serial Number)-----	1
14	4B4159	SCREW-----	2
	L827	PLUG-----	3
15	L1124	GASKET-----	3
	8S5820	BREATHER-----	1
16	3B6773	EL BOW-----	1
	3S3062	PLUNGER ASSEM.-----	1
17	1M4543	GROMMET-----	1
	3S1740	PLATE-----	1
18	7M7260	GASKET SOLUTION-----	1
C 19	5S4017	PLUG-----	1
20	7M1588	GASKET-----	1
21	S 1594	BOLT-----	2
22	3S5696	GUIDE ASSEM.-----	1

113412

BEVEL GEAR CASE AND COVERS (3S2035 N/S) - Top View - Part 2
Serial No. 11K3247-Up



REF NO.	PART NUMBER	DESCRIPTION	QTY
8	S 1616	BOLT	1
9	5K6309	RATCHET	1
10	S 175	PIN	1
10	3B4617	COTTER PIN	1
11	3B8488	FITTING	5
12	3S3048	SUPPORT ASSEM.	1
13	9M7432	SEAL	10
14	4F2926	BEARING	10
15	3S3044	ROD	2
16	8H376	PIN	4
16	8H350	RING	8
17	8M5587	SHAFT ASSEM.	4
18	8M5589	SUPPORT ASSEM.	2
19	T 102	BOLT	8
19	5B2200	LOCK	4
20	9M8068	BAND AND LINING ASSEM. (See Separate Illustration)	2
21	L 1351	BOLT	2
21	3B4506	LOCKWASHER	2
22	1M3778	STRUT	4
23	1M3788	PIN	4
23	1K9740	RING	8
24	8M5583	LEVER	2
25	1M4025	WEDGE	2
26	2M7188	SCREW	2
27	5H6624	SUPPORT	2
28	3S3859	SPRING	4
29	9H6700	SPRING	2
30	2F6156	LOCK	4
30	4H8493	PIN	2
31	3B4629	COTTER PIN	2
31	9S1315	PIN	2
32	3B4617	COTTER PIN	2
33	7M3417	LINK	2
34	S 1589	BOLT	2
34	1B4206	NUT	2
35	4B4280	WASHER	3

REF. NO.	PART NUMBER	DESCRIPTION	QTY
1	8M5582	LEVER	2
1	1B8719	KEY	4
2	4S5044	ROD ASSEM.	1
3	L1319	WASHER	1
4	5B9079	NUT	1
5	5M8500	KNOB	1
6	3D5849	LEVER	1
6	1B8704	KEY	1
7	3K5070	PAWL	1

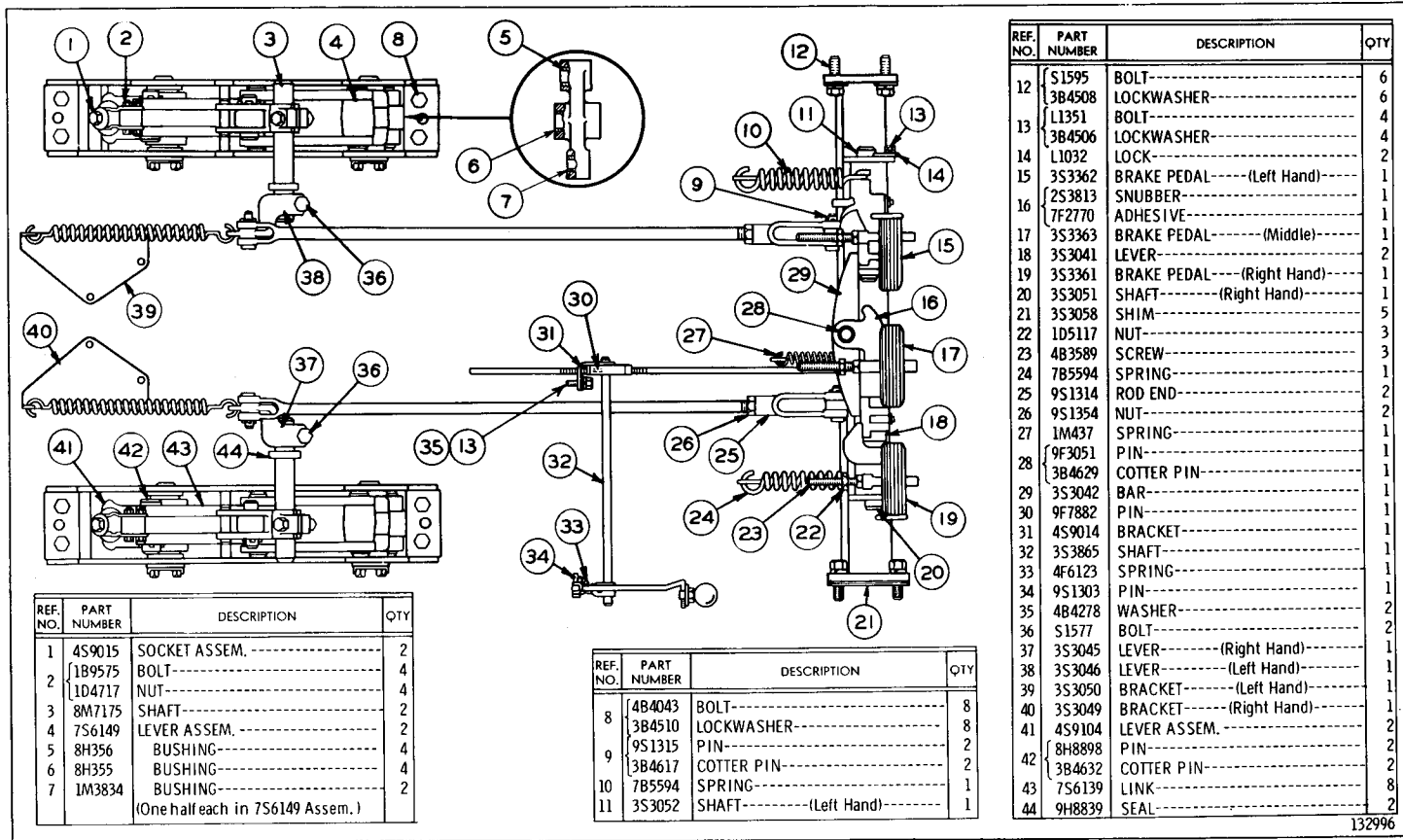
125927

BRAKES—As Viewed from Right Hand Side of Machine—Part 1
 Serial No. 11K1 to 11K1499 & 11K1651 to 11K1902 inclusive. 9M8068 Band & Lining parts are shown on Page 86
 Note: Quantities shown are those required for both R.H. & L.H. Brakes

BRAKES—Top View—Part 2

Serial No. 11K1 to 11K1499 & 11K1651 to 11K1902 inclusive

Note: Quantities shown are those required for both R.H. & L.H. Brakes

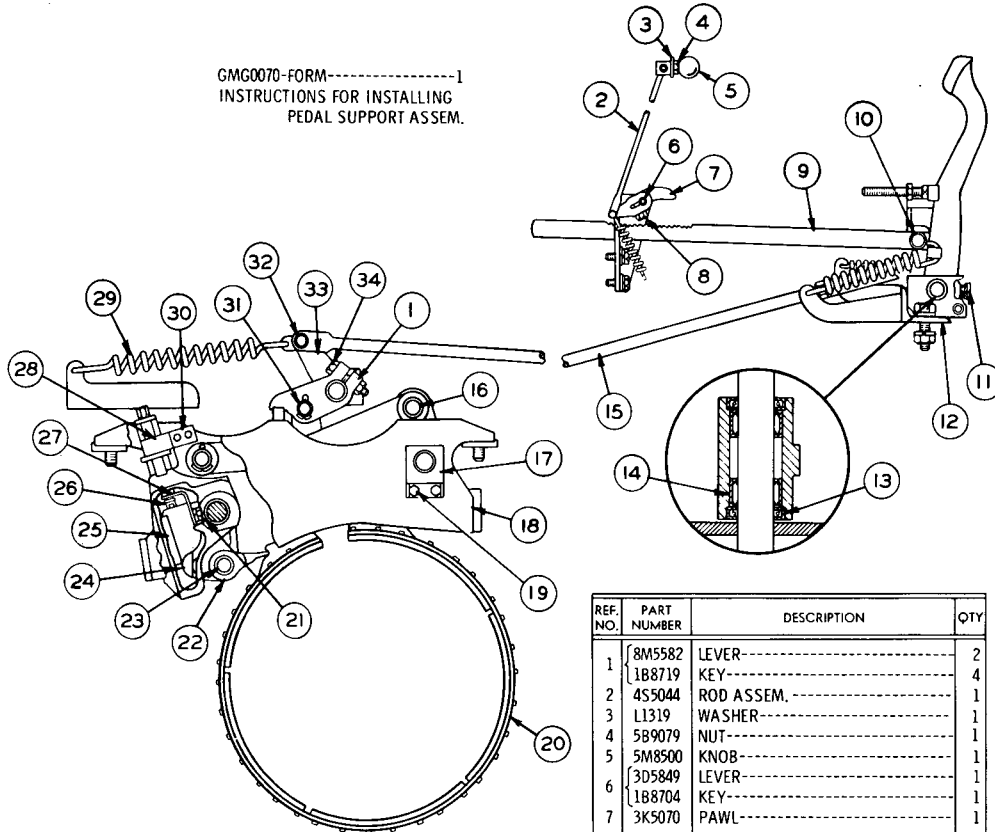


REF. NO.	PART NUMBER	DESCRIPTION	QTY
1	4S9015	SOCKET ASSEM.-----	2
2	1B9575	BOLT-----	4
	1D4717	NUT-----	4
3	8M7175	SHAFT-----	2
4	7S6149	LEVER ASSEM.-----	2
5	8H356	BUSHING-----	4
6	8H355	BUSHING-----	4
7	1M3834	BUSHING-----	2
		(One half each in 7S6149 Assem.)	

REF. NO.	PART NUMBER	DESCRIPTION	QTY
8	4B4043	BOLT-----	8
	3B4510	LOCKWASHER-----	8
9	9S1315	PIN-----	2
	3B4617	COTTER PIN-----	2
10	7B5594	SPRING-----	1
11	3S3052	SHAFT----- (Left Hand)	1

REF. NO.	PART NUMBER	DESCRIPTION	QTY
12	5S1595	BOLT-----	6
	3B4508	LOCKWASHER-----	6
	1L1351	BOLT-----	4
13	3B4506	LOCKWASHER-----	4
	1L1032	LOCK-----	2
14	3S3362	BRAKE PEDAL----- (Left Hand)	1
15	2S3813	SNUBBER-----	1
	7F2770	ADHESIVE-----	1
17	3S3363	BRAKE PEDAL----- (Middle)	1
18	3S3041	LEVER-----	2
19	3S3361	BRAKE PEDAL----- (Right Hand)	1
20	3S3051	SHAFT----- (Right Hand)	1
21	3S3058	SHIM-----	5
22	1D5117	NUT-----	3
23	4B3589	SCREW-----	3
24	7B5594	SPRING-----	1
25	9S1314	ROD END-----	2
26	9S1354	NUT-----	2
27	1M437	SPRING-----	1
	9F3051	PIN-----	1
28	3B4629	COTTER PIN-----	1
29	3S3042	BAR-----	1
30	9F7882	PIN-----	1
31	4S9014	BRACKET-----	1
32	3S3865	SHAFT-----	1
33	4F6123	SPRING-----	1
34	9S1303	PIN-----	1
35	4B4278	WASHER-----	2
36	S1577	BOLT-----	2
37	3S3045	LEVER----- (Right Hand)	1
38	3S3046	LEVER----- (Left Hand)	1
39	3S3050	BRACKET----- (Left Hand)	1
40	3S3049	BRACKET----- (Right Hand)	1
41	4S9104	LEVER ASSEM.-----	2
	8H8898	PIN-----	2
42	3B4632	COTTER PIN-----	2
43	7S6139	LINK-----	8
44	9H8839	SEAL-----	2

GMG0070-FORM-----1
INSTRUCTIONS FOR INSTALLING
PEDAL SUPPORT ASSEM.



REF. NO.	PART NUMBER	DESCRIPTION	QTY
1	8M5582	LEVER-----	2
	1B8719	KEY-----	4
2	4S5044	ROD ASSEM.-----	1
3	L1319	WASHER-----	1
4	5B9079	NUT-----	1
5	5M8500	KNOB-----	1
	3D5849	LEVER-----	1
6	1B8704	KEY-----	1
7	3K5070	PAWL-----	1

REF. NO.	PART NUMBER	DESCRIPTION	QTY
8	S1616	BOLT-----	1
9	5K6309	RATCHET-----	1
10	S175	PIN-----	1
	3B4617	COTTER PIN-----	1
	9S8003	PLUG-----	1
11	1J9671	SEAL-----	1
12	9S3325	SUPPORT ASSEM.-----	1
13	9M7432	SEAL-----	10
14	4F2926	BEARING-----	10
15	3S3044	ROD-----	2
	8H376	PIN-----	4
	8H350	RING-----	8
17	8M5587	SHAFT ASSEM.-----	4
18	8M5589	SUPPORT ASSEM.-----	2
19	T102	BOLT-----	8
	5B2200	LOCK-----	4
20	9M8068	BAND AND LINING ASSEM.----- (See Separate Illustration)	2
21	L1351	BOLT-----	2
	3B4506	LOCKWASHER-----	2
22	1M3778	STRUT-----	4
	1M3788	PIN-----	4
23	1K9740	RING-----	8
24	8M5583	LEVER ASSEM.-----	2
25	1M4025	WEDGE-----	2
26	2M7188	SCREW-----	2
27	5H6624	SUPPORT-----	2
28	3S3859	SPRING-----	4
29	9H6700	SPRING-----	2
30	2F6156	LOCK-----	4
	4H8493	PIN-----	2
31	3B4629	COTTER PIN-----	2
	9S1315	PIN-----	2
32	3B4617	COTTER PIN-----	2
33	7M3417	LINK-----	2
	S1589	BOLT-----	2
34	1B4206	NUT-----	2

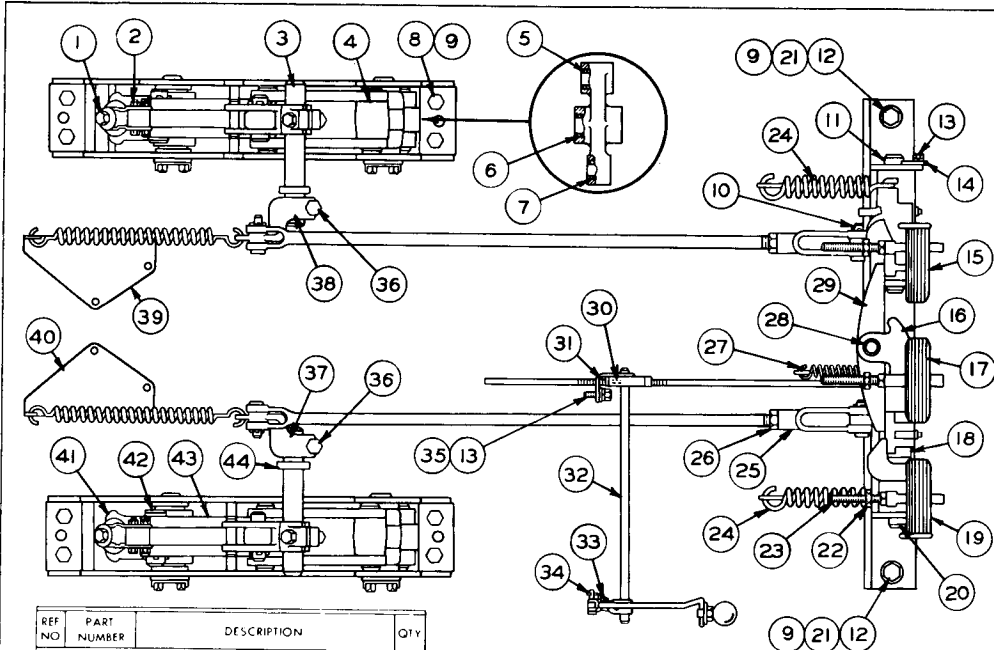
125929

BRAKES—As Viewed from Right Hand Side of Machine—Part 1
Serial No. 11K1500 to 11K1650 inclusive. 9M8068 Band & Lining parts are shown on Page 86
Note: Quantities shown are those required for both R.H. & L.H. Brakes

BRAKES—Top View—Part 2

Serial No. 11K1500 to 11K1650 inclusive

Note: Quantities shown are those required for both R.H. & L.H. Brakes



REF NO	PART NUMBER	DESCRIPTION	QTY
1	4S9105	SOCKET ASSEM.-----	2
2	1B9575	BOLT-----	4
	1D4716	NUT-----	4
3	8M7175	SHAFT-----	2
4	7S6149	LEVER ASSEM.-----	2
	8H356	BUSHING-----	4
	8H355	BUSHING-----	4
	1M3834	BUSHING-----	2

(One Half each in 7S6149 Lever Assem.)

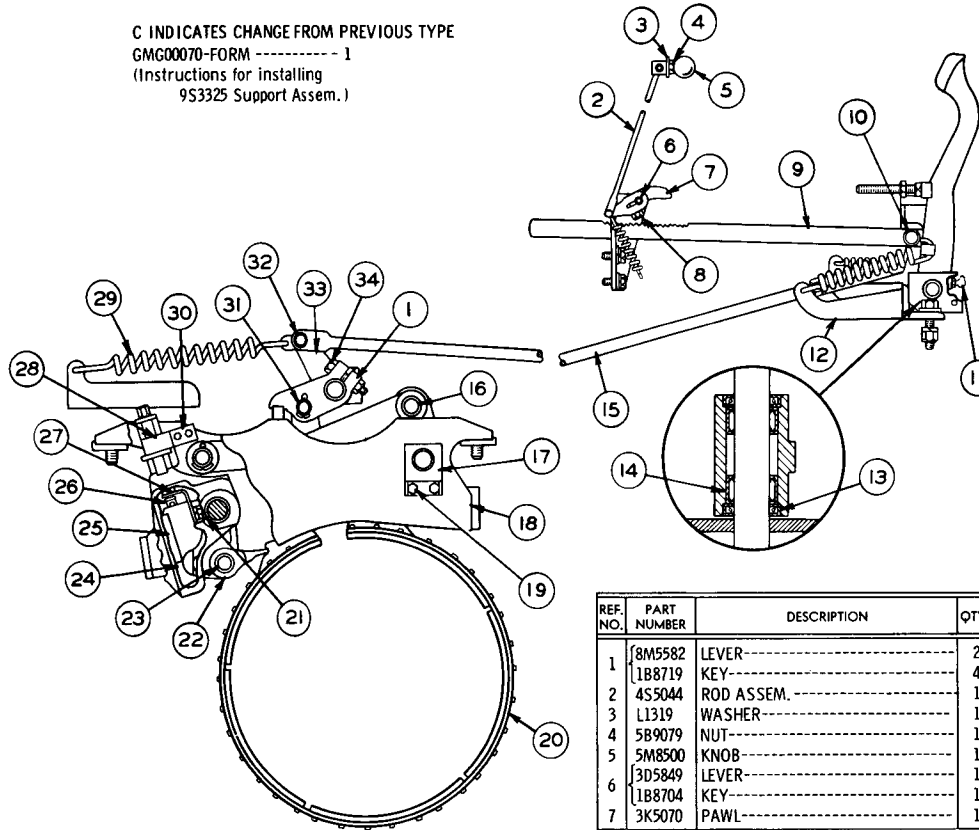
REF. NO.	PART NUMBER	DESCRIPTION	QTY
8	4B4043	BOLT-----	8
9	3B4510	LOCKWASHER-----	10
10	9S1315	PIN-----	2
	3B4617	COTTER PIN-----	2
11	3S3052	SHAFT----- (Left Hand)-----	1

REF. NO.	PART NUMBER	DESCRIPTION	QTY
12	S1589	BOLT-----	2
	4D3704	WASHER-----	2
13	L1351	BOLT-----	4
	3B4506	LOCKWASHER-----	4
14	L1032	LOCK-----	2
15	8S6940	BRAKE PEDAL----- (Left Hand)-----	1
16	2S3813	SNUBBER-----	1
	7F2770	ADHESIVE-----	1
17	8S6941	BRAKE PEDAL----- (Middle)-----	1
18	8S6942	LEVER-----	2
19	8S6939	BRAKE PEDAL----- (Right Hand)-----	1
20	3S3051	SHAFT----- (Right Hand)-----	1
21	1D4720	NUT-----	2
22	1D5117	NUT-----	3
23	4B3589	SCREW-----	3
24	7B5594	SPRING-----	2
25	9S1315	ROD END-----	2
26	9S1354	NUT-----	2
27	1M437	SPRING-----	1
28	9F3051	PIN-----	1
	3B4629	COTTER PIN-----	1
29	3S3042	BAR-----	1
30	9F7882	PIN-----	1
31	4S9014	BRACKET-----	1
32	3S3865	SHAFT-----	1
33	4F6123	SPRING-----	1
34	9S1303	PIN-----	1
35	4B4278	WASHER-----	2
36	S1577	BOLT-----	2
37	3S3045	LEVER----- (Right Hand)-----	1
38	3S3046	LEVER----- (Left Hand)-----	1
39	3S3050	BRACKET----- (Left Hand)-----	1
40	3S3049	BRACKET----- (Right Hand)-----	1
41	4S9104	LEVER ASSEM.-----	2
	8H8898	PIN-----	2
	3B4632	COTTER PIN-----	2
43	7S6139	LINK-----	8
44	9H8839	SEAL-----	2

TRANSMISSION AND CHASSIS

80C

C INDICATES CHANGE FROM PREVIOUS TYPE
 GMG00070-FORM ----- 1
 (Instructions for installing
 953325 Support Assem.)



REF. NO.	PART NUMBER	DESCRIPTION	QTY
1	8M5582	LEVER-----	2
	1B8719	KEY-----	4
2	4S5044	ROD ASSEM.-----	1
3	L1319	WASHER-----	1
4	5B9079	NUT-----	1
5	5M8500	KNOB-----	1
6	3D5849	LEVER-----	1
	1B8704	KEY-----	1
7	3K5070	PAWL-----	1

REF. NO.	PART NUMBER	DESCRIPTION	QTY
8	S1616	BOLT-----	1
9	5K6309	RATCHET-----	1
	S175	PIN-----	1
10	3B4617	COTTER PIN-----	1
11	3B8488	FITTING-----	5
12	9S3325	SUPPORT ASSEM.-----	1
13	9M7432	SEAL-----	10
14	4F2926	BEARING-----	10
15	3S3044	ROD-----	2
	8H376	PIN-----	4
16	8H350	RING-----	8
17	8M5587	SHAFT ASSEM.-----	4
18	8M5589	SUPPORT ASSEM.-----	2
19	T102	BOLT-----	8
	5B2200	LOCK-----	4
20	9M8068	BAND AND LINING ASSEM.----- (See Separate Illustration)	2
21	L1351	BOLT-----	2
	3B4506	LOCKWASHER-----	2
22	1M3778	STRUT-----	4
	1M3788	PIN-----	4
23	1K9740	RING-----	8
24	8M5583	LEVER-----	2
25	1M4025	WEDGE-----	2
26	2M7188	SCREW-----	2
27	5H6624	SUPPORT-----	2
28	3S3859	SPRING-----	4
29	9H6700	SPRING-----	2
30	2F6156	LOCK-----	4
	4H8493	PIN-----	2
31	3B4629	COTTER PIN-----	2
	9S1315	PIN-----	2
32	3B4617	COTTER PIN-----	2
33	7M3417	LINK-----	2
	S1589	BOLT-----	2
34	1B4206	NUT-----	2

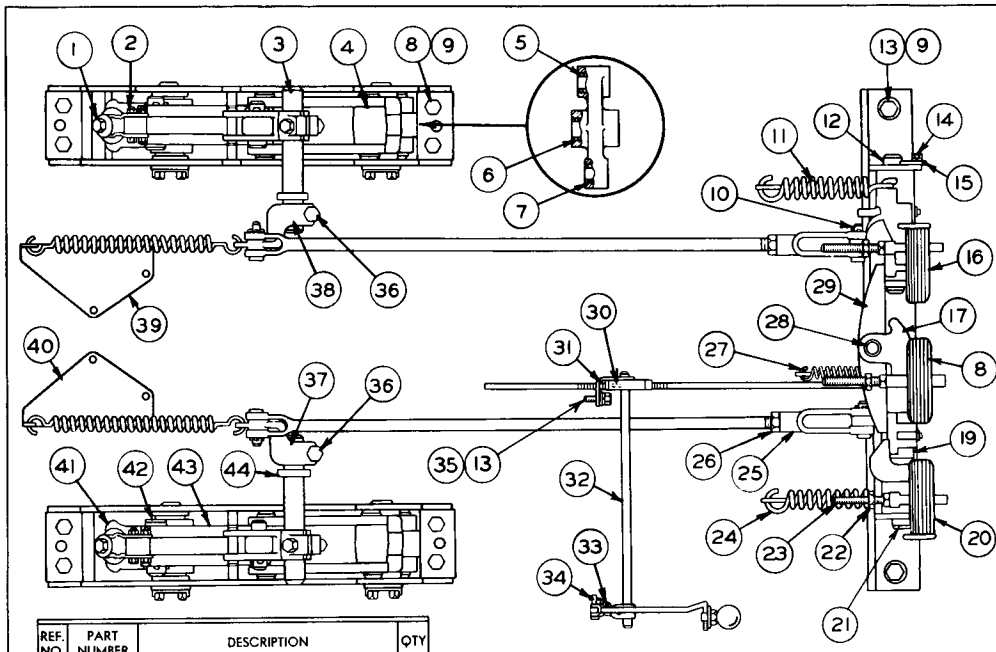
125707

BRAKES—As Viewed from Right Hand Side of Machine—Part 1
 Serial No. 11K1903 to 11K1933 inclusive. 9M8068 Band & Lining parts are shown on Page 86
 Note: Quantities shown are those required for both R.H. & L.H. Brakes

BRAKES—Top View—Part 2

Serial No. 11K1903 to 11K1933 inclusive

Note: Quantities shown are those required for both R.H. & L.H. Brakes

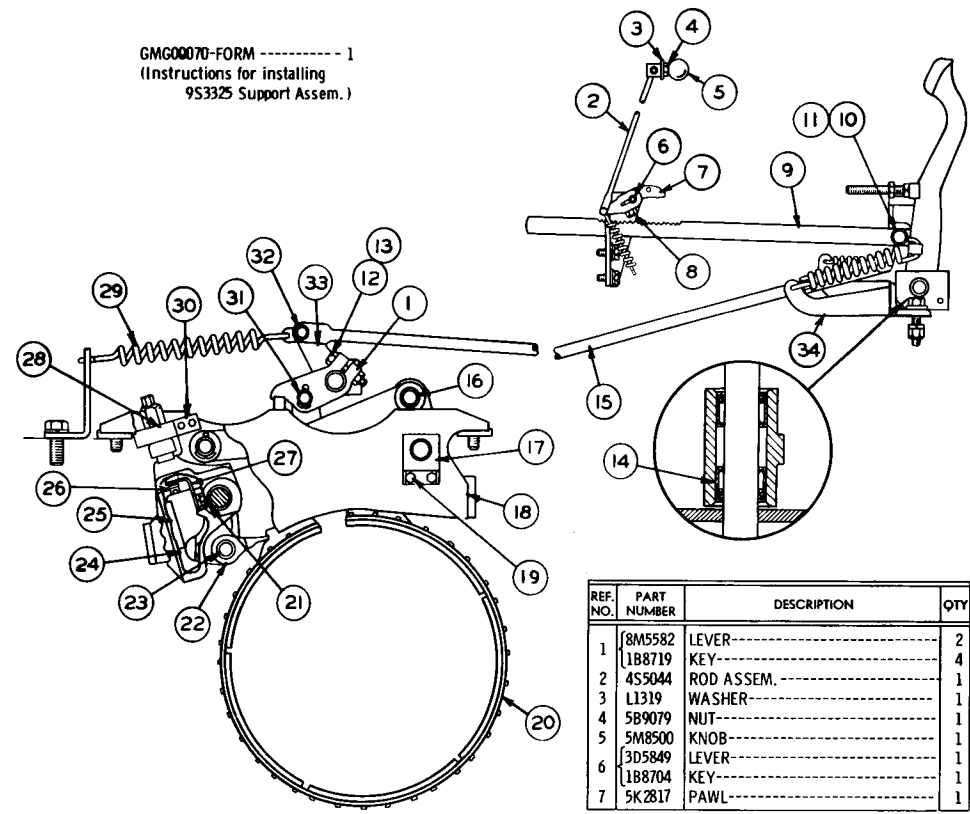


REF. NO.	PART NUMBER	DESCRIPTION	QTY
1	4S9105	SOCKET ASSEM.-----	2
2	1B9575	BOLT-----	4
2	1D4717	NUT-----	4
3	8M7175	SHAFT-----	2
4	7S6149	LEVER ASSEM.-----	2
5	8H356	BUSHING-----	4
6	8H355	BUSHING-----	4
7	1M3834	BUSHING-----	2
(One half each in 7S6149 Assem.)			

REF. NO.	PART NUMBER	DESCRIPTION	QTY
8	4B4043	BOLT-----	8
9	3B4510	LOCKWASHER-----	14
10	9S1315	PIN-----	2
	3B4617	COTTER PIN-----	2
11	7B5594	SPRING-----	1
12	3S3052	SHAFT----- (Left Hand)	1

REF. NO.	PART NUMBER	DESCRIPTION	QTY
13	5S1589	BOLT-----	2
	1D4720	NUT-----	2
	4D3704	WASHER-----	2
14	L1351	BOLT-----	4
	3B4506	LOCKWASHER-----	4
15	L1032	LOCK-----	2
	3S3362	BRAKE PEDAL---- (Left Hand)	1
17	2S3813	SNUBBER-----	1
	7F2770	ADHESIVE-----	1
18	3S3363	BRAKE PEDAL---- (Middle)	1
19	3S3041	LEVER-----	2
20	3S3361	BRAKE PEDAL---- (Right Hand)	1
21	3S3051	SHAFT----- (Right Hand)	1
22	1D5117	NUT-----	3
23	4B3589	SCREW-----	3
24	7B5594	SPRING-----	1
25	9S1314	ROD END-----	2
26	9S1354	NUT-----	2
27	1M437	SPRING-----	1
28	9F3051	PIN-----	1
	3B4629	COTTER PIN-----	1
29	3S3042	BAR-----	1
30	9F7882	PIN-----	1
31	4S9014	BRACKET-----	1
32	3S3865	SHAFT-----	1
33	4F6123	SPRING-----	1
34	9S1303	PIN-----	1
35	4B4278	WASHER-----	1
36	S1577	BOLT-----	2
37	3S3045	LEVER----- (Right Hand)	1
38	3S3046	LEVER----- (Left Hand)	1
39	3S3050	BRACKET----- (Left Hand)	1
40	3S3049	BRACKET----- (Right Hand)	1
41	4S9104	LEVER ASSEM.-----	2
	8H8898	PIN-----	2
42	3B4632	COTTER PIN-----	2
	7S6139	LINK-----	8
43	7S6139	LINK-----	8
44	9H8839	SEAL-----	2

GMG00070-FORM ----- 1
 (Instructions for installing
 9S3325 Support Assem.)



REF. NO.	PART NUMBER	DESCRIPTION	QTY
1	8M5582	LEVER-----	2
	1B8719	KEY-----	4
2	4S5044	ROD ASSEM.-----	1
3	L1319	WASHER-----	1
4	5B9079	NUT-----	1
5	5M8500	KNOB-----	1
	3D5849	LEVER-----	1
6	1B8704	KEY-----	1
7	5K2817	PAWL-----	1

8	S1616	BOLT-----	1
9	5K6309	RATCHET-----	1
10	S175	PIN-----	1
11	3B4617	COTTER PIN-----	1
12	S1577	BOLT----- (Fine Thread)	2
	1B4206	NUT-----	2
		-OR-	
13	8S9092	BOLT----- (Coarse Thread)	2
	1D4720	NUT-----	2
14	6K8088	BEARING-----	10
15	3S3044	ROD-----	2
16	8H376	PIN-----	4
	8H350	RING-----	8
17	8M5587	SHAFT ASSEM.-----	4
18	8M5589	SUPPORT ASSEM.-----	2
19	T102	BOLT-----	8
	5B2200	LOCK-----	4
20	9M8068	BAND AND LINING ASSEM.-----	2
		(See Separate Illustration)	
21	L1351	BOLT-----	2
	3B4506	LOCKWASHER-----	2
22	1M3778	STRUT-----	4
	1M3788	PIN-----	4
23	1K9740	RING-----	8
24	7S6148	LEVER ASSEM.-----	2
25	1M4025	WEDGE-----	2
26	2M7188	SCREW-----	2
27	5H6624	SUPPORT-----	2
28	9S8220	SPRING-----	2
29	9H6700	SPRING-----	2
30	2F6156	LOCK-----	4
			2
31	4H8493	PIN-----	2
	3B4629	COTTER PIN-----	2
32	9S1315	PIN-----	2
	3B4617	COTTER PIN-----	2
33	7M3417	LINK-----	2
	9S3325	SUPPORT ASSEM.-----	1

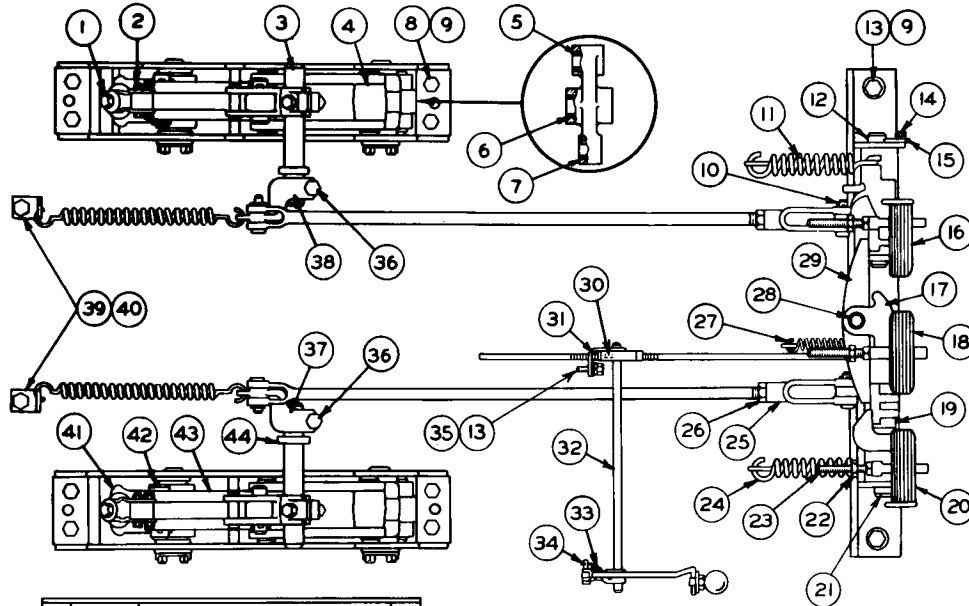
113415

BRAKES (3S2034 N/S)—As Viewed from Right Hand Side of Machine—Part 1
 Serial No. 11K1934-Up
 9M8068 Band and Lining parts are shown on Page 86
 Note: Quantities shown are those required for both R.H. and L.H. Brakes

BRAKES (3S2034 N/S)--Top View--Part 2

Serial No. 11K1934-Up

Note: Quantities shown are those required for both R.H. and L.H. Brakes

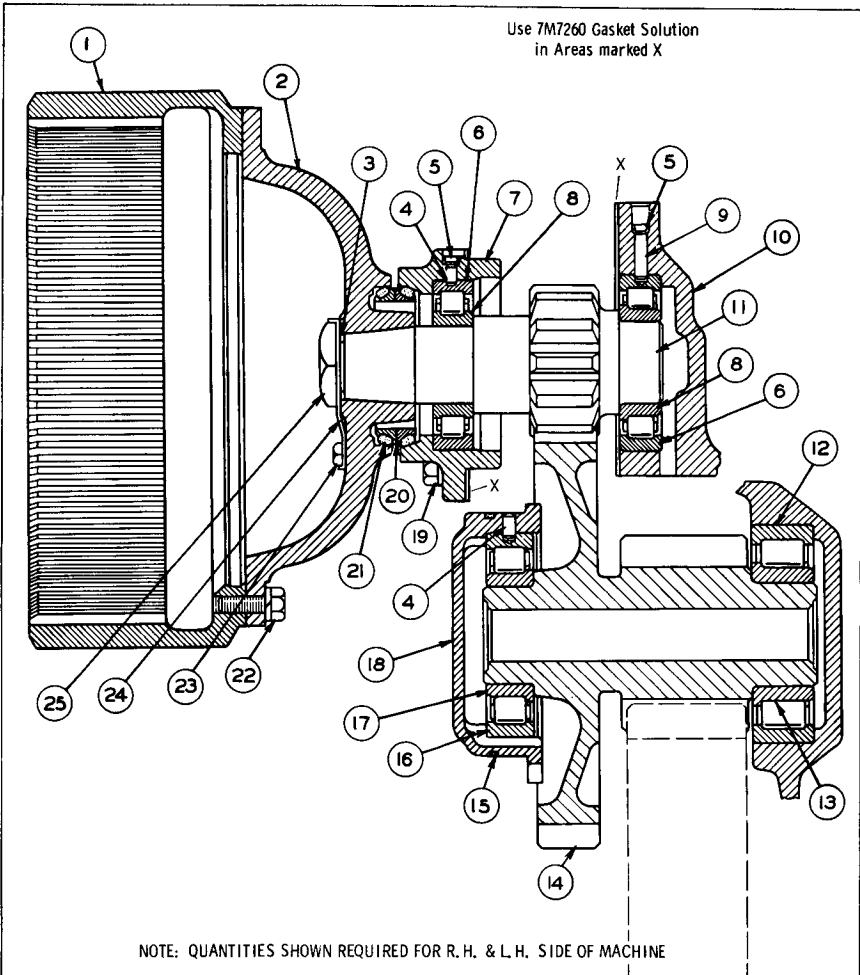


REF. NO.	PART NUMBER	DESCRIPTION	QTY
1	1P4524	SOCKET-----	2
2	1B9575	BOLT-----	4
	1D4717	NUT-----	4
3	8M7175	SHAFT-----	2
4	7S6149	LEVER ASSEM.-----	2
5	8H356	BUSHING-----	2
6	8H355	BUSHING-----	2
7	1M3834	BUSHING-----	1

8	4B4043	BOLT-----	8
9	3B4510	LOCKWASHER-----	14
	9S1315	PIN-----	2
10	3B4617	COTTER PIN-----	2
	7B5594	SPRING-----	1
11	7B5594	SPRING-----	1
12	3S3052	SHAFT----- (Left Hand)	1

	S1589	BOLT-----	2
13	1D4720	NUT-----	2
	4D3704	WASHER-----	2
14	L1351	BOLT-----	4
	3B4506	LOCKWASHER-----	4
15	L1032	LOCK-----	2
16	9S4232	BRAKE PEDAL----(Left Hand)-----	1
17	2S3813	SNUBBER-----	1
	7F2770	ADHESIVE-----	1
18	9S4233	BRAKE PEDAL----(Middle)-----	1
19	9S4229	LEVER-----	2
20	9S4231	BRAKE PEDAL----(Right Hand)-----	1
21	3S3051	SHAFT----- (Right Hand)	1
22	1D5117	NUT-----	3
23	4B3589	SCREW-----	3
24	7B5594	SPRING-----	1
25	9S1314	ROD END-----	2
26	9S1354	NUT-----	2
27	1M437	SPRING-----	1
28	9F3051	PIN-----	1
	3B4529	COTTER PIN-----	1
29	3S3042	BAR-----	1
30	9F7882	PIN-----	1
31	4S9014	BRACKET-----	1
32	3S3865	SHAFT-----	1
33	4F6123	SPRING-----	1
34	9S1303	PIN-----	1
35	4B4278	WASHER-----	2
36	S1589	BOLT-----	2
37	3S3045	LEVER----- (Right Hand)	1
38	3S3046	LEVER----- (Left Hand)	1
39	4M4982	SUPPORT-----	2
40	6H1717	BOLT-----	2
	3B4508	LOCKWASHER-----	2
41	4S9104	LEVER ASSEM.-----	2
42	8H8898	PIN-----	2
	3B4632	COTTER PIN-----	2
43	7S6139	LINK-----	8
44	9H8839	SEAL-----	2

113416



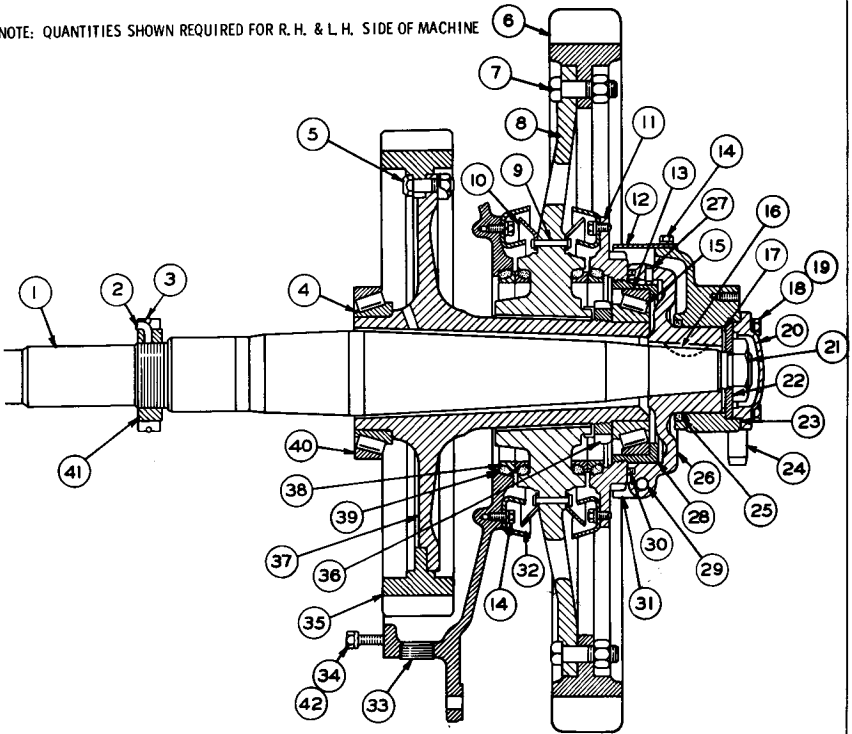
REF NO	PART NUMBER	DESCRIPTION	QTY
1	2S7603	DRUM-----	2
2	2S7607	FLANGE-----	2
3	5M6711	GASKET-----	2
4	3F1953	DOWEL-----	6
5	L-1026	PLUG-----	6
6	6B5163	RACE AND ROLLER ASSEM.-----	4
7	7S847	CAGE-----	2
8	6B5162	RACE-----	4
9	3H4174	DOWEL-----	2
10	3S2485	CASE----- (Right Hand)	1
	3S2486	CASE----- (Left Hand)	1
	2B7557	CORK-----	6
	1A5919	DOWEL-----	6
11	5S192	PINION----- (12 Teeth)	2
12	5M7705	RACE AND ROLLER ASSEM.-----	2
13	5M7706	RACE-----	2

REF NO	PART NUMBER	DESCRIPTION	QTY
14	8S1064	GEAR AND PINION-(38 & 10 Teeth)	2
15	1S4974	SEAL-----	2
16	6B5067	RACE AND ROLLER ASSEM.-----	2
17	9M5606	RACE-----	2
18	5M7383	CAGE-----	2
19	S-1585	BOLT-----	12
19	3H7654	WASHER-----	12
20	1M8748	SEAL GROUP-----	2
21	6H1309	SEAL----- (Rubber) (2 in each 1M8748 Seal Group)	4
22	S-1589	BOLT-----	24
	3B4510	LOCKWASHER-----	24
23	1K6705	BOLT-----	2
24	5M6704	LOCK-----	2
25	L-2341	NUT-----	2
	FE055108	FORM---(Seal Group installation)	1

101711

FINAL DRIVE—Upper Half
Serial No. 11K1 to 11K1959 & 11K1969 to 11K2024 inclusive

NOTE: QUANTITIES SHOWN REQUIRED FOR R. H. & L. H. SIDE OF MACHINE



REF NO.	PART NUMBER	DESCRIPTION	QTY.
1	5M6670	SHAFT-----	2
2	2B7906	PIN-----	2
3	2B8091	RING-----	2
4	9M2744	CONE-----	2
5	3B4990	BOLT-----	36
	6B6683	NUT-----	36
	5M6623	LOCK-----	18
	3S9202	SPROCKET GROUP-----	2
		Each consisting of:	
6	3S9201	SEGMENT-----	9
	3S336	BOLT-----	27
7	7H3608	NUT-----	27
8	3S9200	HUB ASSEM.-----	1
9	3S2182	RIVET-----	18
10	2S7068	GUARD-----	4
		(One Half each in 3S9200 Hub Assem.)	
11	3S776	NUT-----	2
12	3S771	GUARD-----	2
13	6B4370	CUP-----	2
14	S 509	BOLT-----	48
	3B4506	LOCKWASHER-----	48
15	1L7518	CONE-----	2
16	1B8742	KEY-----	2
17	6B4823	SHIM-----	6
18	7B3235	BOLT-----	8
19	3B4508	LOCKWASHER-----	8
20	4S8958	CAP-----	2
	4S9065	GASKET-----	2
21	1A7486	NUT-----	2
	6B4809	LOCK-----	2

REF NO.	PART NUMBER	DESCRIPTION	QTY.
22	6B4936	WASHER ASSEM.-----	2
	2H1190	DOWEL----- (1 in each 6B4936 Washer Assem.)	2
23	3S777	BEARING-----	2
24	2M122	DOWEL-----	4
	6H1309	RING-----	2
26	3S773	HOLDER ASSEM.-----	2
	4F2954	PIN-----	4
27	L 2061	DOWEL----- (One Half each in 3S773 Holder Assem.)	2
28	3S775	CAGE-----	2
	6F7024	BOLT-----	2
29	1B4206	NUT-----	2
	1F4583	SEAL-----	2
30	5M5080	GASKET-----	2
31	7S7330	LOCK-----	2
32	2S7067	GUARD-----	4
33	5S4017	PLUG-----	2
34	S 1585	BOLT----- (1, 50" Long)	56
	1B2886	BOLT----- (3, 75" Long)	8
35	2S6344	GEAR----- (51 Teeth)	2
36	2S7511	NUT-----	2
	3S772	LOCK-----	2
37	3S2181	HUB-----	2
38	5M8647	SEAL GROUP-----	4
39	1M9011	SEAL----- (Rubber) (2 in each 5M8647 Seal Group)	8
40	1M6573	CUP-----	2
41	5M2130	NUT-----	2
42	2M849	WASHER-----	84

127151

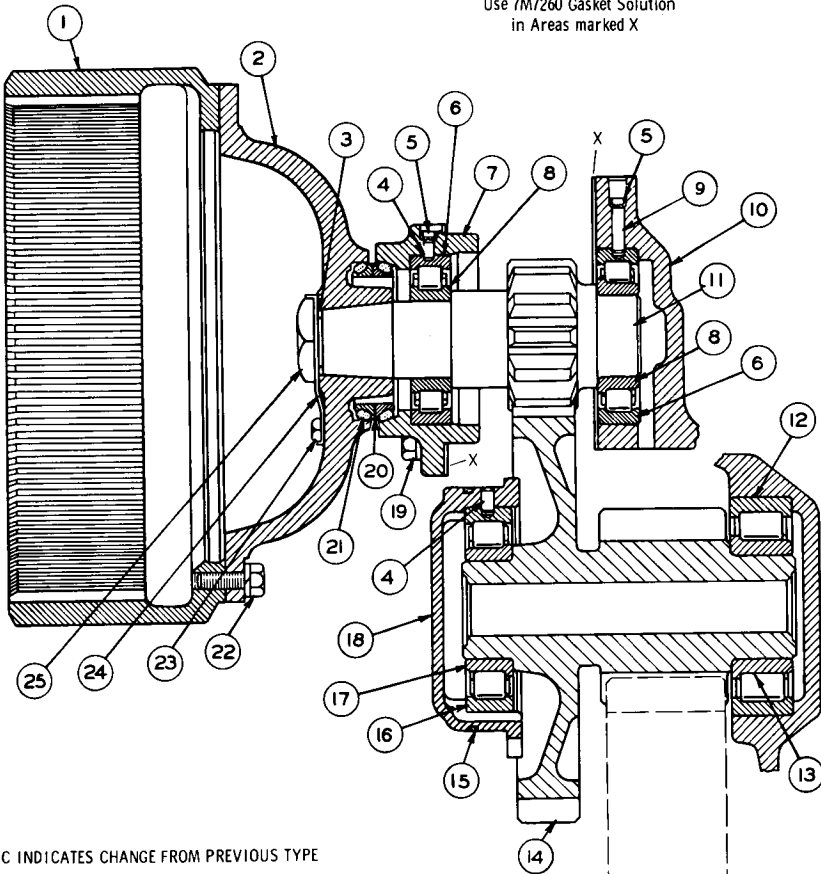
FINAL DRIVE--Lower Half

Serial No. 11K1 to 11K1959 & 11K1969 to 11K2024 inclusive

Note: 5S58 Sprocket Segment Group, consisting of: 9--3S9201 Segment, is available

CATERPILLAR 977K TRAXCAVATOR

Use 7M7260 Gasket Solution
in Areas marked X



C INDICATES CHANGE FROM PREVIOUS TYPE

NOTE: QUANTITIES SHOWN REQUIRED FOR R. H. & L. H. SIDE OF MACHINE

REF NO	PART NUMBER	DESCRIPTION	QTY
1	257603	DRUM-----	2
2	257607	FLANGE-----	2
3	5M6711	GASKET-----	2
4	3F1953	DOWEL-----	6
5	L 1026	PLUG-----	6
6	6B5163	RACE AND ROLLER ASSEM.-----	4
7	75847	CAGE-----	2
8	6B5162	RACE-----	4
9	3H4174	DOWEL-----	2
10	3S2485	CASE----- (Right Hand)	1
	3S2486	CASE----- (Left Hand)	1
	2B7557	CORK-----	6
	1A5919	DOWEL-----	6
11	55192	PINION----- (12 Teeth)	2
12	5M7705	RACE AND ROLLER ASSEM.-----	2
C 13	9S4085	RACE-----	2

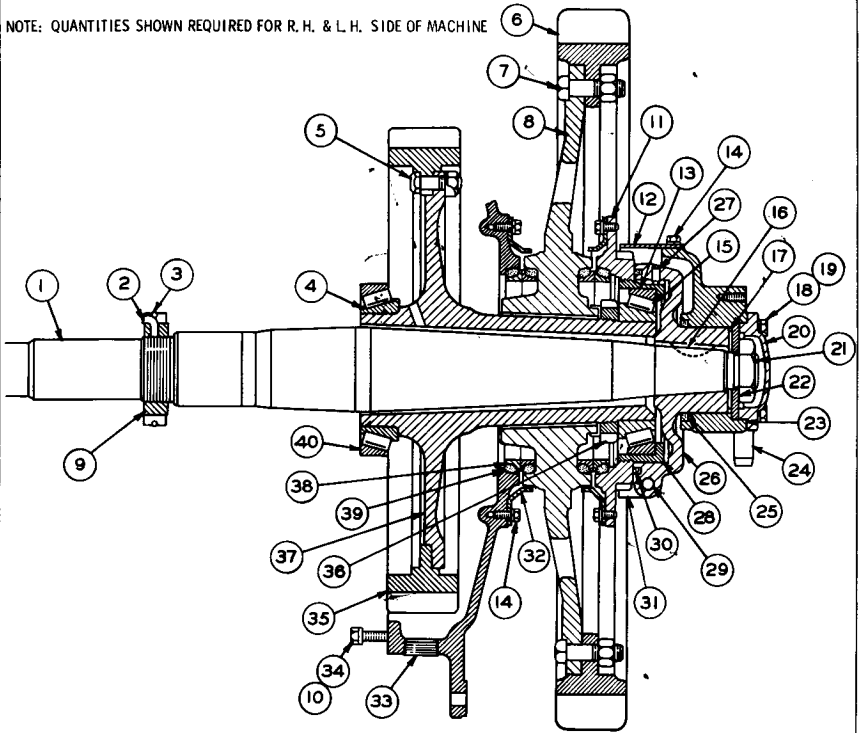
REF NO	PART NUMBER	DESCRIPTION	QTY
14	8S1064	GEAR AND PINION-(38 & 10 Teeth)	2
15	1S4974	SEAL-----	2
16	6B5067	RACE AND ROLLER ASSEM.-----	2
C 17	9S8669	RACE-----	2
18	5M7383	CAGE-----	2
19	S 1585	BOLT-----	12
	3H7654	WASHER-----	12
20	1M8748	SEAL GROUP-----	2
21	6H1309	SEAL----- (Rubber)	4
22	S 1589	BOLT-----	24
	3B4510	LOCKWASHER-----	24
	1K6705	BOLT-----	2
23	1K6705	BOLT-----	2
24	5M6704	LOCK-----	2
25	L 2341	NUT-----	2
	FE055108	FORM---(Seal Group installation)---	1

126880

FINAL DRIVE--Upper Half

Serial No. 11K1960 to 11K1968 & 11K2025 to 11K2959 inclusive

NOTE: QUANTITIES SHOWN REQUIRED FOR R. H. & L. H. SIDE OF MACHINE



C INDICATES CHANGE FROM PREVIOUS TYPE

REF. NO.	PART NUMBER	DESCRIPTION	QTY.
1	5M6670	SHAFT	2
2	2B7906	PIN	2
3	2B8091	RING	2
4	9A2744	CONE	2
	3B4990	BOLT	36
5	6B6683	NUT	36
	5M6623	LOCK	18
	3S9202	SPROCKET GROUP	2
		Each consisting of:	
6	3S9201	SEGMENT	9
	3S336	BOLT	27
	7H3608	NUT	27
7	3S9199	HUB	1
8	5M2130	NUT	2
9	2M849	WASHER	64
10	9S4236	NUT	2
11	3S771	GUARD	2
12	6B4370	CUP	2
13	5 509	BOLT	48
14	3B4506	LOCKWASHER	48
15	1L7518	CONE	2
16	1B8742	KEY	2
17	6B4823	SHIM	6
18	7B3235	BOLT	8
19	3B4508	LOCKWASHER	8
20	4S8958	CAP	2
	4S9065	GASKET	2
	1A7486	NUT	2
21	6B4809	LOCK	2

REF. NO.	PART NUMBER	DESCRIPTION	QTY.
22	6B4936	WASHER ASSEM.	2
	2H1190	DOWEL	2
		(1 in each 6B4936 Washer Assem.)	
23	3S777	BEARING	2
24	2M122	DOWEL	4
25	6H1309	RING	2
	9S4235	HOLDER ASSEM.	2
26	4F2954	PIN	4
	L 2061	DOWEL	2
		(One Half each in 9S4235 Holder Assem.)	
28	3S775	CAGE	2
29	6F7024	BOLT	2
	1B4206	NUT	2
	1F4583	SEAL	2
30	5M5080	GASKET	2
31	7S7330	LOCK	2
32	9S2172	GUARD	4
33	5S4017	PLUG	2
34	5 1585	BOLT	56
	1B2886	BOLT	8
	2S6344	GEAR	2
35	2S7511	NUT	2
36	3S772	LOCK	2
37	3S2181	HUB	2
38	5M8647	SEAL GROUP	4
39	1M9011	SEAL	8
		(2 in each 5M8647 Seal Group)	
40	1M6573	CUP	2

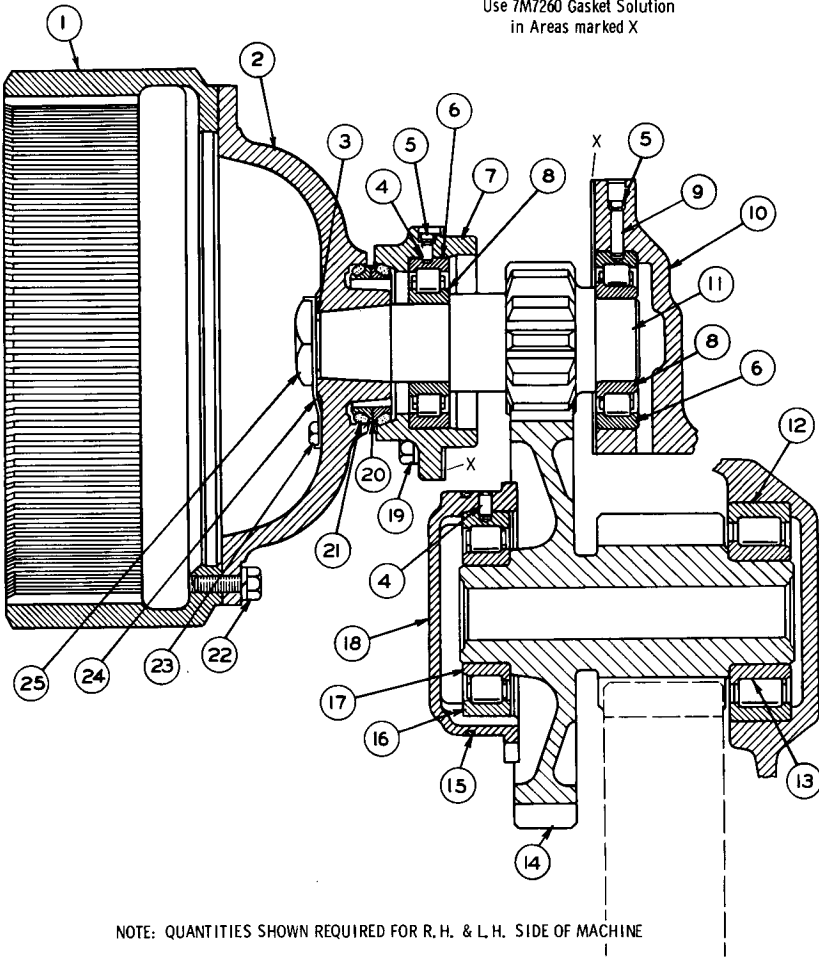
126881

FINAL DRIVE—Lower Half

Serial No. 11K1960 to 11K1968 & 11K2025 to 11K2959 inclusive

Note: 5S58 Sprocket Segment Group, consisting of: 9—3S9201 Segment, is available

Use 7M7260 Gasket Solution
in Areas marked X



NOTE: QUANTITIES SHOWN REQUIRED FOR R. H. & L. H. SIDE OF MACHINE

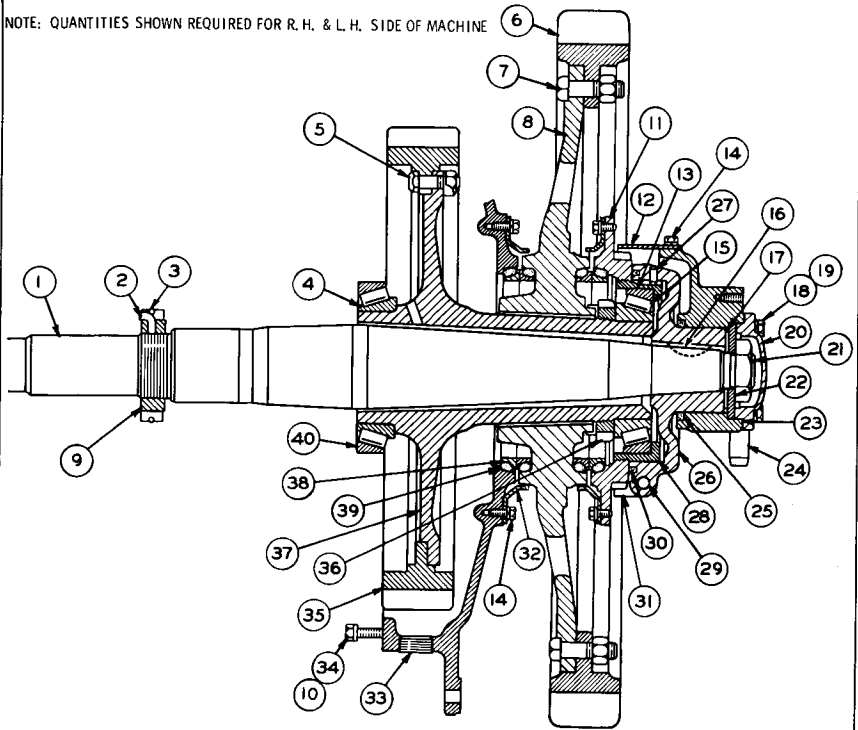
REF NO	PART NUMBER	DESCRIPTION	QTY
1	2S7603	DRUM-----	2
2	2S7607	FLANGE-----	2
3	5M6711	GASKET-----	2
4	3F1953	DOWEL-----	6
5	L 1026	PLUG-----	6
6	6B5163	RACE AND ROLLER ASSEM.-----	4
7	7S847	CAGE-----	2
8	6B5162	RACE-----	4
9	3H4174	DOWEL-----	2
10	3S2485	CASE----- (Right Hand)	1
	3S2486	CASE----- (Left Hand)	1
	2B7557	CORK-----	6
	1A5919	DOWEL-----	6
11	5S192	PINION----- (12 Teeth)	2
12	5M7705	RACE AND ROLLER ASSEM.-----	2
13	9S4085	RACE-----	2

REF NO	PART NUMBER	DESCRIPTION	QTY
14	8S1064	GEAR AND PINION-(38 & 10 Teeth)	2
15	1S4974	SEAL-----	2
16	6B5067	RACE AND ROLLER ASSEM.-----	2
17	9S8669	RACE-----	2
18	5M7383	CAGE-----	2
19	S 1585	BOLT-----	12
	3H7654	WASHER-----	12
20	1M8748	SEAL GROUP-----	2
21	6H1309	SEAL----- (Rubber)	4
		(2 in each 1M8748 Seal Group)	
22	S 1589	BOLT-----	24
	3B4510	LOCKWASHER-----	24
23	1K6705	BOLT-----	2
24	5M6704	LOCK-----	2
25	L 2341	NUT-----	2
	FE055108	FORM---(Seal Group installation)	1

129932

FINAL DRIVE--Upper Half
Serial No. 11K2960 to 11K3018 inclusive

NOTE: QUANTITIES SHOWN REQUIRED FOR R. H. & L. H. SIDE OF MACHINE



C INDICATES CHANGE FROM PREVIOUS TYPE

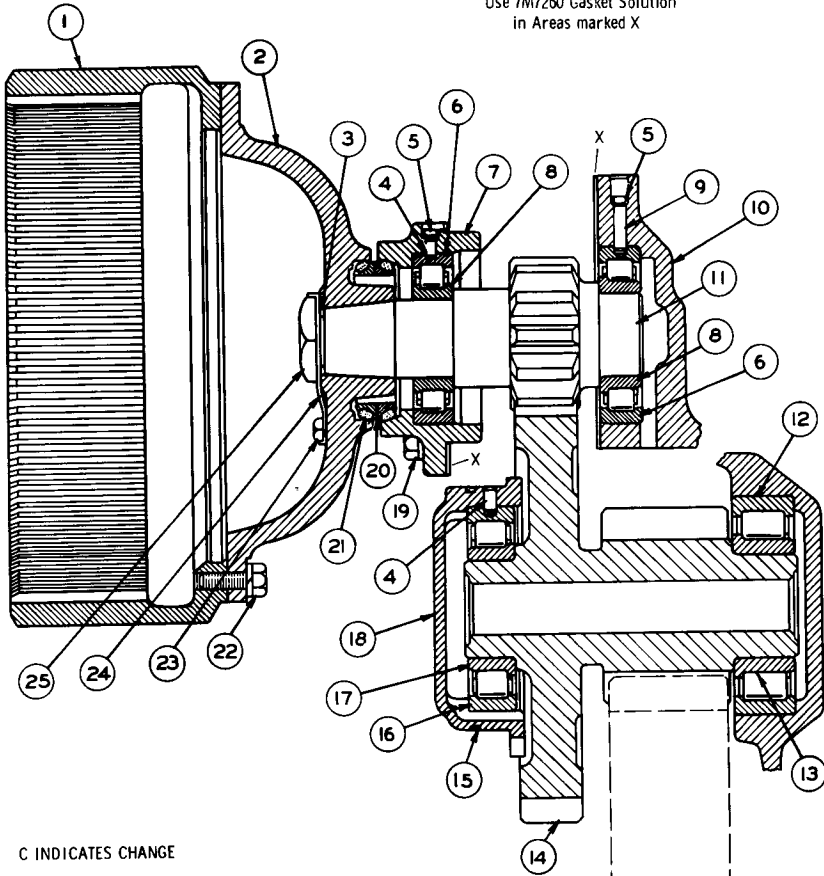
REF NO	PART NUMBER	DESCRIPTION	QTY
1	5M6670	SHAFT-----	2
2	2B7906	PIN-----	2
3	2B8091	RING-----	2
4	9M2744	CONE-----	2
	3B4990	BOLT-----	36
5	6B6683	NUT-----	36
	5M6623	LOCK-----	18
	1P971	SPROCKET GROUP-----	2
		Each consisting of:	
6	5S58	SEGMENT GROUP-(9 Segments)-----	1
	3S336	BOLT-----	27
7	7H3608	NUT-----	27
8	9S9651	HUB-----	1
9	5M2130	NUT-----	2
10	2M849	WASHER-----	64
11	9S4236	NUT-----	2
12	3S771	GUARD-----	2
13	6B4370	CUP-----	2
14	5 509	BOLT-----	48
	3B4506	LOCKWASHER-----	48
15	1L7518	CONE-----	2
16	1B8742	KEY-----	2
17	6B4823	SHIM-----	6
18	7B3235	BOLT-----	8
19	3B4508	LOCKWASHER-----	8
20	AS8958	CAP-----	2
	AS9065	GASKET-----	2
	1A7486	NUT-----	2
21	6B4809	LOCK-----	2

REF NO	PART NUMBER	DESCRIPTION	QTY
22	6B4936	WASHER ASSEM.-----	2
	2H1190	DOWEL-----	2
		(1 in each 6B4936 Washer Assem.)	
23	3S777	BEARING-----	2
24	2M122	DOWEL-----	4
25	6H1309	RING-----	2
26	9S4235	HOLDER ASSEM.-----	2
	4F2954	PIN-----	4
27	L 2061	DOWEL-----	2
		(One Half each in 9S4235 Holder Assem.)	
28	3S775	CAGE-----	2
	6F7024	BOLT-----	2
29	1B4206	NUT-----	2
	1F4583	SEAL-----	2
30	5M5080	GASKET-----	2
31	7S7330	LOCK-----	2
32	9S2172	GUARD-----	4
33	5S4017	PLUG-----	2
34	S 1585	BOLT----- (1.50" Long)-----	56
	1B2886	BOLT----- (3.75" Long)-----	8
35	2S6344	GEAR----- (51 Teeth)-----	2
C 36	9S9649	NUT-----	2
	9S9648	LOCK-----	2
C 37	9S9650	HUB-----	2
38	5M8647	SEAL GROUP-----	4
39	1M9011	SEAL----- (Rubber)-----	8
		(2 in each 5M8647 Seal Group)	
40	1M6573	CUP-----	2

129933

FINAL DRIVE—Lower Half
Serial No. 11K2960 to 11K3018 inclusive

Use 7M7260 Gasket Solution
in Areas marked X



C INDICATES CHANGE

NOTE: QUANTITIES SHOWN REQUIRED FOR R. H. & L. H. SIDE OF MACHINE

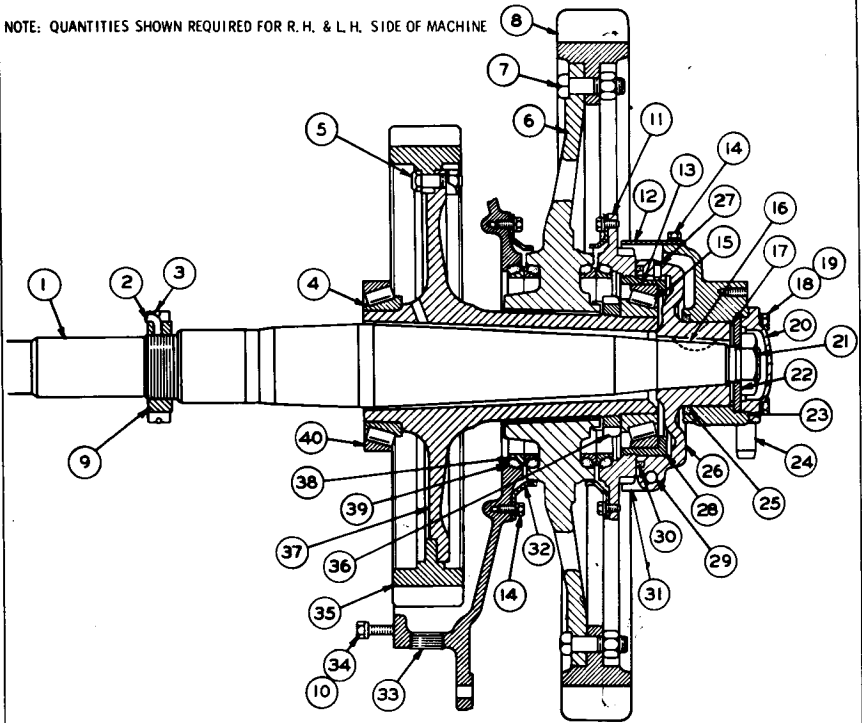
REF. NO.	PART NUMBER	DESCRIPTION	QTY
1	2S7603	DRUM-----	2
2	2S7607	FLANGE-----	2
3	5M6711	GASKET-----	2
4	3F1953	DOWEL-----	6
5	L1026	PLUG-----	6
6	6B5163	RACE AND ROLLER ASSEM.-----	4
7	7S847	CAGE-----	2
8	2P2810	RACE-----	4
9	3H4174	DOWEL-----	2
C	3S2485	CASE----- (Right Hand)	1
	3S2486	CASE----- (Left Hand)	1
10	2B7557	CORK-----	6
	1A5919	DOWEL-----	6
	5S1192	PINION----- (12 Teeth)	2
12	5M7705	RACE AND ROLLER ASSEM.-----	2

13	9S4085	RACE-----	2
14	1P1898	GEAR AND PINION-(38 & 10 Teeth)-	2
15	1S4974	SEAL-----	2
16	6B5067	RACE AND ROLLER ASSEM.-----	2
17	9S8669	RACE-----	2
18	5M7383	CAGE-----	2
19	S1585	BOLT-----	12
	3H7654	WASHER-----	12
20	1M8748	SEAL GROUP-----	2
21	6H1309	SEAL----- (Rubber)	2
22	S1589	BOLT-----	24
	3B4510	LOCKWASHER-----	24
23	1K6705	BOLT-----	2
24	5M6704	LOCK-----	2
25	L2341	NUT-----	2
	FE055108	FORM---(Seal Group Installation)---	1

113494

FINAL DRIVE (3S2038 N/S)---Upper Half
Serial No. 11K3019-Up

NOTE: QUANTITIES SHOWN REQUIRED FOR R. H. & L. H. SIDE OF MACHINE



C INDICATES CHANGE

REF. NO.	PART NUMBER	DESCRIPTION	QTY
1	5M6670	SHAFT-----	2
2	287906	PIN-----	2
3	288091	RING-----	2
4	9M2744	CONE-----	2
	384990	BOLT-----	36
5	686683	NUT-----	36
	5M6623	LOCK-----	18
	1P971	SPROCKET GROUP-----	2
6	9S9651	HUB-----	1
	3S536	BOLT-----	27
7	7H3608	NUT-----	27
8	5S58	SEGMENT GROUP- (9 Segments)-	1
9	5M2130	NUT-----	2
10	2M849	WASHER-----	64
11	9S4236	NUT-----	2
12	3S771	GUARD-----	2
13	6B4370	CUP-----	2
14	S 509	BOLT-----	48
	3B4506	LOCKWASHER-----	48
15	1L7518	CONE-----	2
16	188742	KEY-----	2
17	6B4823	SHIM-----	6
18	7B3235	BOLT-----	8
19	3B4508	LOCKWASHER-----	8
20	4S8958	CAP-----	2
	4S9065	GASKET-----	2
21	1A7486	NUT-----	2
	6B4809	LOCK-----	2

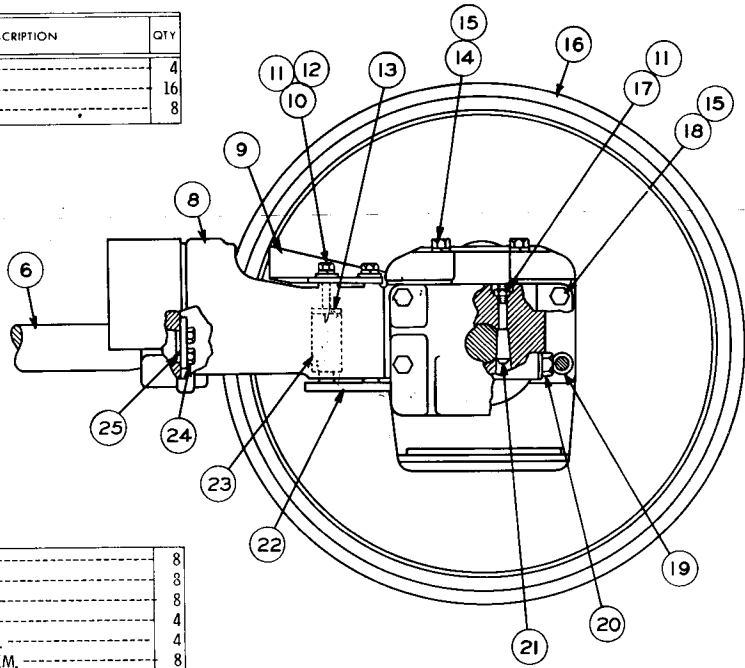
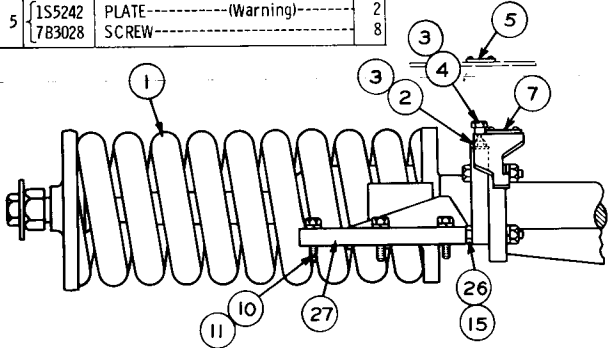
22	684936	WASHER ASSEM.-----	2
	2H1190	DOWEL-----	1
23	3S777	BEARING-----	2
24	2M122	DOWEL-----	4
25	6H1309	RING-----	2
	9S4235	HOLDER ASSEM.-----	2
26	4F2954	PIN-----	2
27	L 2061	DOWEL-----	1
28	3S775	CAGE-----	2
	6F7024	BOLT-----	2
29	1B4206	NUT-----	2
	1F4583	SEAL-----	2
C 30	2P1507	GASKET-----	2
31	7S7330	LOCK-----	2
32	9S2172	GUARD-----	4
33	5S4017	PLUG-----	2
	S 1585	BOLT----- (1.50" Long)	56
34	1B2886	BOLT----- (3.75" Long)	8
C 35	1P1897	GEAR----- (51 Teeth)	2
	9S9649	NUT-----	2
	9S9648	LOCK-----	2
37	9S9650	HUB-----	2
38	5M8647	SEAL GROUP----- (Rubber)	4
39	1M9011	SEAL-----	4
40	1M6573	CUP-----	2

113201

FINAL DRIVE (3S2Q38 N/S)-Lower Half
Serial No. 11K3019-Up

REF NO	PART NUMBER	DESCRIPTION	QTY
1	2S7567	SPRING-----	2
2	2S5925	VALVE-----	2
3	5M6708	WASHER-----	4
4	2S5926	VALVE-----	2
5	1S5242	PLATE----- (Warning)-----	2
	7B3028	SCREW-----	8

REF NO	PART NUMBER	DESCRIPTION	QTY
17	1B4205	NUT-----	4
18	1D4590	BOLT-----	16
	2M7116	STRIP-----	8



6	5S8627	ROD GROUP-----	2
	2S5927	PLATE----- (Warning)-----	2
7	7B3028	SCREW-----	8
		(One half each in 5S8627 Rod Group)	
8	3S4879	YOKE ASSEM.-----	2
	7M5337	GUARD-----	2
		(Right Hand Outer-Left Hand Inner)	
9	7M5338	GUARD-----	2
		(Right Hand Inner-Left Hand Outer)	
10	1A1460	BOLT-----	20
11	3B4508	LOCKWASHER-----	24
12	7F502	WASHER-----	8
13	4B1398	PLATE-----	8
14	1B4367	BOLT-----	8
15	3B4510	LOCKWASHER-----	32
16	9H8489	IDLER ASSEM.-----	2

19	7M6571	SPACER-----	8
	6F4991	BOLT-----	8
20	3B4514	LOCKWASHER-----	8
21	8M344	PIN-----	4
22	3S3878	PLATE ASSEM.-----	4
23	4F5003	SPRING ASSEM.-----	8
24	7B3235	BOLT-----	4
25	8M9478	WASHER-----	2
	1A8537	BOLT-----	8
26	1D4720	NUT-----	8
	2S5967	STOP-----	2
		(Right Hand Outer-Left Hand inner)	
27	2S5968	STOP-----	2
		(Right Hand Inner-Left Hand Outer)	

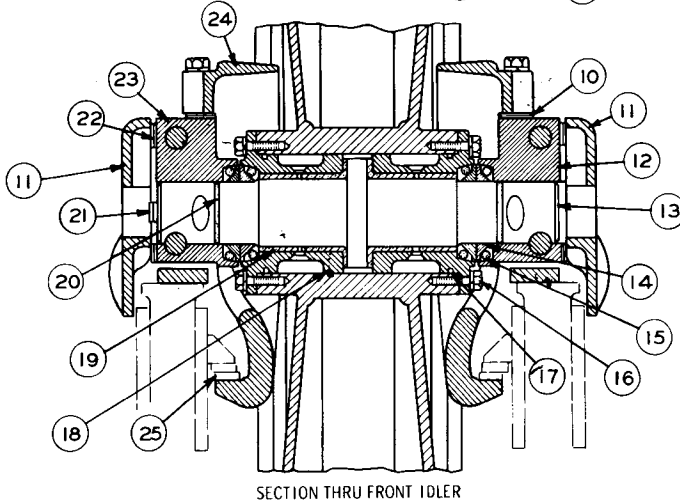
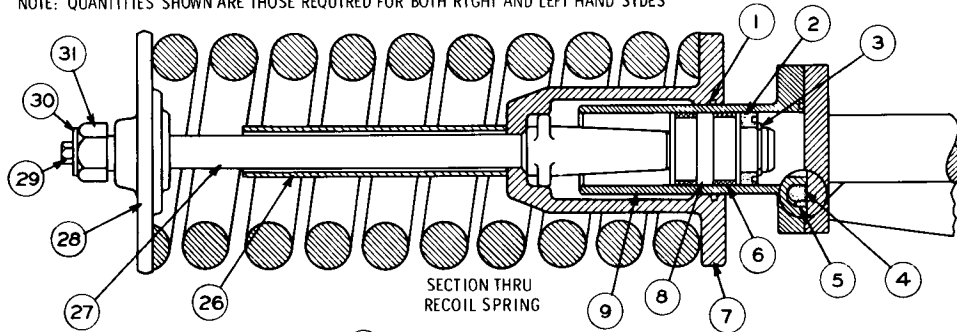
NOTE: QUANTITIES SHOWN ARE THOSE REQUIRED FOR BOTH RIGHT AND LEFT HAND SIDES

122671

3S2026 FRONT IDLER GROUP—Part 1
 Serial NO. 11K1 to 11K2211 inclusive. Note: 6P3527 Idler Group (with curved side plate), consisting of: 2-6P1000 Idler Assembly, is available. Refer also to Page 144A for Special parts

3S2026 FRONT IDLER GROUP—Part 2
Serial No. 11K1 to 11K2211 inclusive

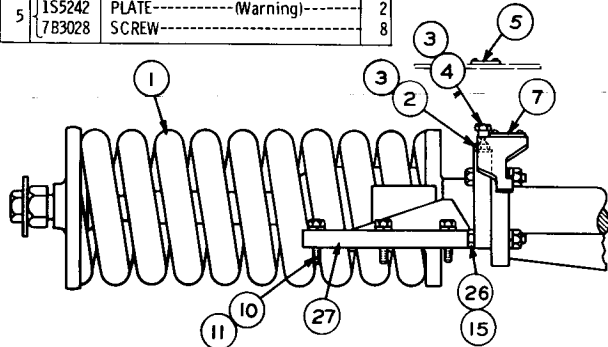
NOTE: QUANTITIES SHOWN ARE THOSE REQUIRED FOR BOTH RIGHT AND LEFT HAND SIDES



REF NO	PART NUMBER	DESCRIPTION	QTY
1	5F149	SEAL	2
2	4S9006	SEAL	2
3	1H8397	RING	2
4	5M2997	SEAL	2
5	5M2998	RING	2
6	6H6269	RING	4
7	1S816	PILOT ASSEM.	2
8	8H7980	PISTON	2
9	1S5331	CYLINDER	2
10	2M3514	SHIM	12
11	3S1969	PLATE	4
12	8M342	BEARING	2
		(Right Hand Inner-Left Hand Outer)	
13	8M343	SHAFT	2
14	1M8747	SEAL GROUP	4
15	8H2262	RING	8
		(2 in each 1M8747 Seal Group)	
16	3B1915	BOLT	24
	3B4506	LOCKWASHER	24
17	4H9105	SEAL	4
18	8H3934	BUSHING ASSEM.	4
	9B2289	PIN	8
19	8H3938	BEARING	4
		(One half each in 8H3934 Bushing Assem.)	
20	8F6711	SEAL	4
21	2S1731	PLUG	2
22	9M729	SHIM	48
23	8M341	BEARING	2
		(Right Hand Outer-Left Hand Inner)	
24	2M7112	COLLAR ASSEM.	4
25	2M7097	STRIP	4
		(1 in each 2M7112 Collar Assem.)	
26	8M6191	SLEEVE	2
27	1S814	BOLT	2
28	2M369	PILOT	2
29	S-1620	BOLT	2
30	2S1654	WASHER	2
31	9M3770	NUT	2

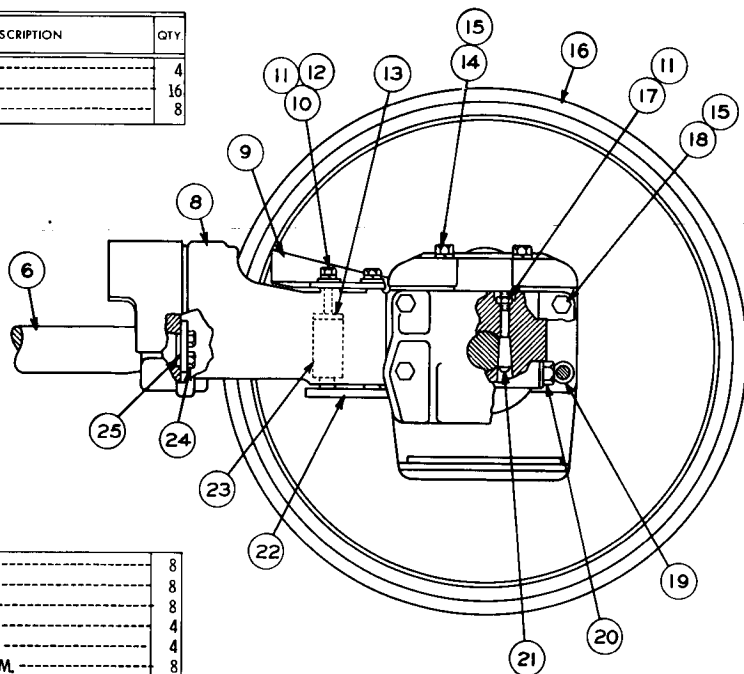
REF. NO.	PART NUMBER	DESCRIPTION	QTY.
1	2S7567	SPRING-----	2
2	2S5925	VALVE-----	2
3	5M6708	WASHER-----	4
4	2S5926	VALVE-----	2
5	1S5242	PLATE----- (Warning)	2
	7B3028	SCREW-----	8

REF. NO.	PART NUMBER	DESCRIPTION	QTY.
17	1B4205	NUT-----	4
18	1D4590	BOLT-----	16
	2M7116	STRIP-----	8



6	5S8627	ROD GROUP-----	2
	2S5927	PLATE----- (Warning)	2
	7B3028	SCREW-----	8
(One half each in 5S8627 Rod Group)			
8	3S4879	YOKE ASSEM-----	2
9	7M5337	GUARD-----	2
	(Right Hand Outer-Left Hand Inner)		
9	7M5338	GUARD-----	2
	(Right Hand Inner-Left Hand Outer)		
10	1A1460	BOLT-----	20
11	3B4508	LOCKWASHER-----	24
12	7F502	WASHER-----	8
13	4B1398	PLATE-----	8
14	1B4367	BOLT-----	8
15	3B4510	LOCKWASHER-----	32
16	9H8489	IDLER ASSEM.-----	2

19	7M6571	SPACER-----	8
20	6F4991	BOLT-----	8
	3B4514	LOCKWASHER-----	8
21	8M344	PIN-----	4
22	3S3878	PLATE ASSEM.-----	4
23	4F5003	SPRING ASSEM.-----	8
24	7B3235	BOLT-----	4
25	8M9478	WASHER-----	2
26	1A8537	BOLT-----	8
	1D4720	NUT-----	8
27	2S5967	STOP-----	2
	(Right Hand Outer-Left Hand inner)		
27	2S5968	STOP-----	2
	(Right Hand Inner-Left Hand Outer)		



NOTE: QUANTITIES SHOWN ARE THOSE REQUIRED FOR BOTH RIGHT AND LEFT HAND SIDES

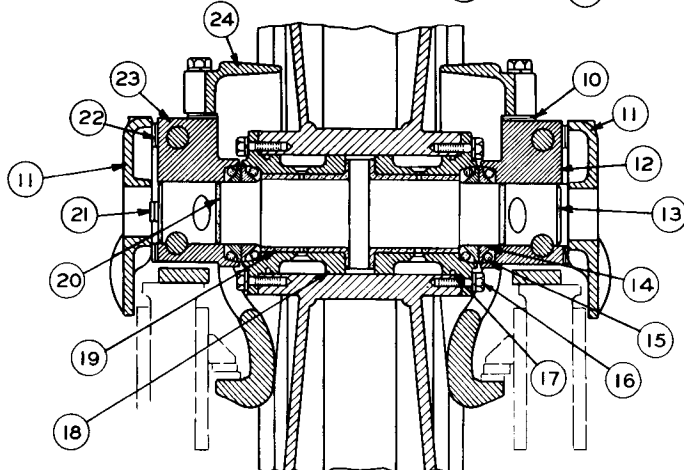
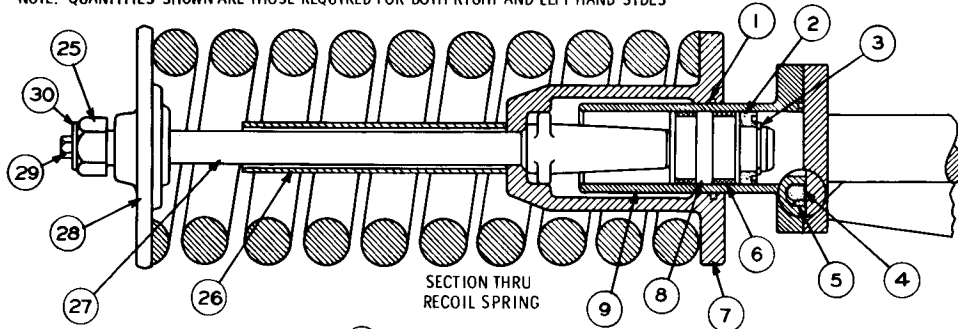
108250

3S2026 FRONT IDLER GROUP—Part 1

Serial No. 11K2212 to 11K3071 inclusive. Note: 6P3527 Idler Group (with curved side plate), consisting of: 2-6P1000 Idler Assembly, is available. Refer also to Page 144A for special parts

3S2026 FRONT IDLER GROUP—Part 2
Serial No. 11K2212 to 11K3071 inclusive

NOTE: QUANTITIES SHOWN ARE THOSE REQUIRED FOR BOTH RIGHT AND LEFT HAND SIDES



SECTION THRU FRONT IDLER

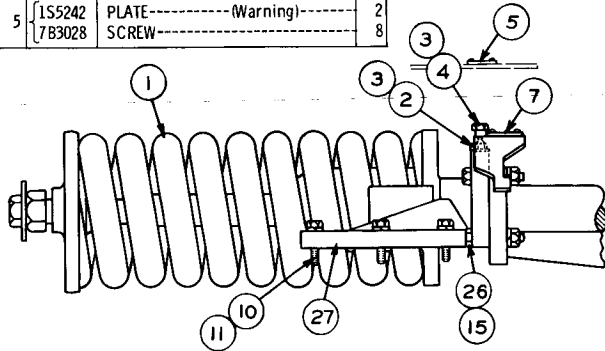
C INDICATES CHANGE FROM PREVIOUS TYPE

REF NO	PART NUMBER	DESCRIPTION	QTY
1	5F149	SEAL-----	2
2	459006	SEAL-----	2
3	1H8397	RING-----	2
4	5M2997	SEAL-----	2
5	5M2998	RING-----	2
6	6H6269	RING-----	4
7	1S816	PILOT ASSEM,-----	2
8	8H7980	PISTON-----	2
9	1S5331	CYLINDER-----	2
10	2M3514	SHIM-----	12
C 11	9S3599	PLATE-----	4
12	8M342	BEARING-----	2
13	8M343	SHAFT----- (Idler)-----	2
14	1M8747	SEAL GROUP-----	4
15	8H2262	RING----- (2 in each 1M8747 Seal Group)	8
16	{ 3B1915 3B4506	BOLT----- LOCKWASHER-----	24
17	4H9105	SEAL-----	4
C 18	{ 2S9451 9B2289	BUSHING ASSEM,----- PIN-----	4
19	8S2539	BEARING----- (One half each in 2S9451 Bushing Assem.)	4
20	8F6711	SEAL-----	4
21	2S1731	PLUG-----	2
22	9M729	SHIM-----	48
23	8M341	BEARING----- (Right Hand Outer-Left Hand Inner)	2
C 24	9S5515	COLLAR ASSEM,-----	4
25	9M3770	NUT-----	2
26	8M6191	SLEEVE-----	2
27	1S814	BOLT-----	2
28	2M369	PILOT-----	2
29	S1620	BOLT-----	2
30	2S1654	WASHER-----	2

108251

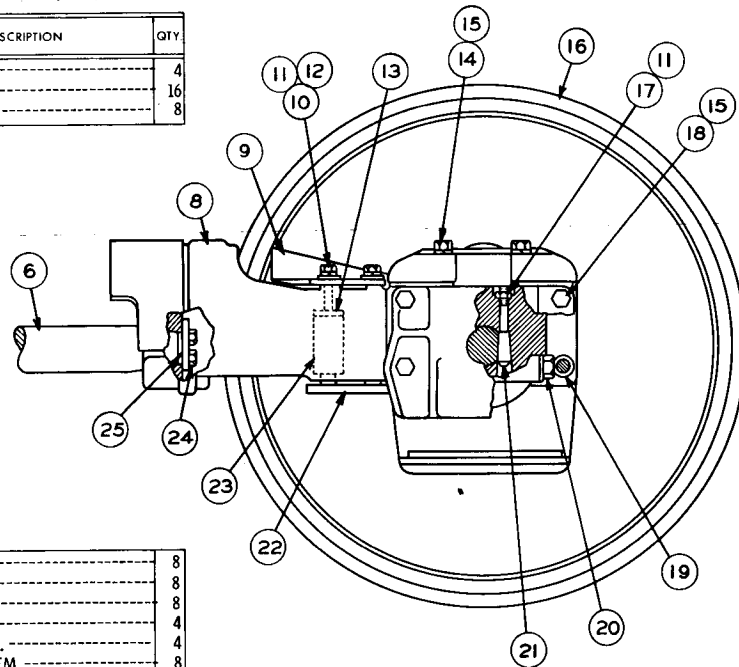
REF NO	PART NUMBER	DESCRIPTION	QTY
1	2S7567	SPRING-----	2
2	2S5925	VALVE-----	2
3	5M6708	WASHER-----	4
4	2S5926	VALVE-----	2
5	1S5242	PLATE----- (Warning)	2
	7B3028	SCREW-----	8

REF NO	PART NUMBER	DESCRIPTION	QTY
17	1B4205	NUT-----	4
18	1D4590	BOLT-----	16
	2M7116	STRIP-----	8



6	5S8627	ROD GROUP-----	2
7	2S5927	PLATE----- (Warning)	2
	7B3028	SCREW-----	8
	(One half each in 5S8627 Rod Group)		
8	3S4879	YOKE ASSEM.-----	2
	7M5337	GUARD-----	2
	(Right Hand Outer-Left Hand Inner)		
9	7M5338	GUARD-----	2
	(Right Hand Inner-Left Hand Outer)		
10	1A1460	BOLT-----	20
11	3B4508	LOCKWASHER-----	24
12	7F502	WASHER-----	8
13	4B1398	PLATE-----	8
14	1B4367	BOLT-----	8
15	3B4510	LOCKWASHER-----	32
C 16	1S8186	IDLER ASSEM.-----	2

19	7M6571	SPACER-----	8
20	6F4991	BOLT-----	8
	3B4514	LOCKWASHER-----	8
21	8M344	PIN-----	4
22	3S3878	PLATE ASSEM.-----	4
23	4F5003	SPRING ASSEM.-----	8
24	7B3235	BOLT-----	4
25	8M9478	WASHER-----	2
	1A8537	BOLT-----	8
26	1D4720	NUT-----	8
	2S5967	STOP-----	2
	(Right Hand Outer-Left Hand inner)		
27	2S5968	STOP-----	2
	(Right Hand Inner-Left Hand Outer)		



C INDICATES CHANGE FROM PREVIOUS TYPE
 NOTE: QUANTITIES SHOWN ARE THOSE REQUIRED
 FOR BOTH RIGHT AND LEFT HAND SIDES

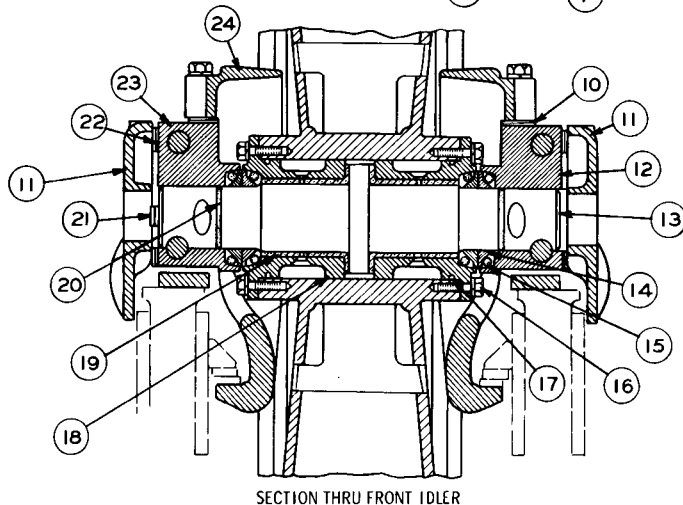
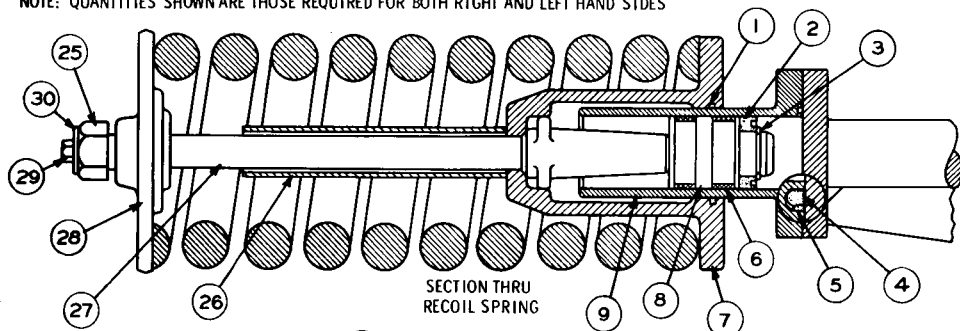
110732

3S2026 FRONT IDLER GROUP—Part 1

Serial No. 11K3072 to 11K3167 inclusive. Note: 6P3527 Idler Group (with curved side plate), consisting of: 2-6P1000 Idler Assembly, is available. Refer also to Page 144A for special parts

3S2026 FRONT IDLER GROUP—Part 2
Serial No. 11K3072 to 11K3167 inclusive

NOTE: QUANTITIES SHOWN ARE THOSE REQUIRED FOR BOTH RIGHT AND LEFT HAND SIDES

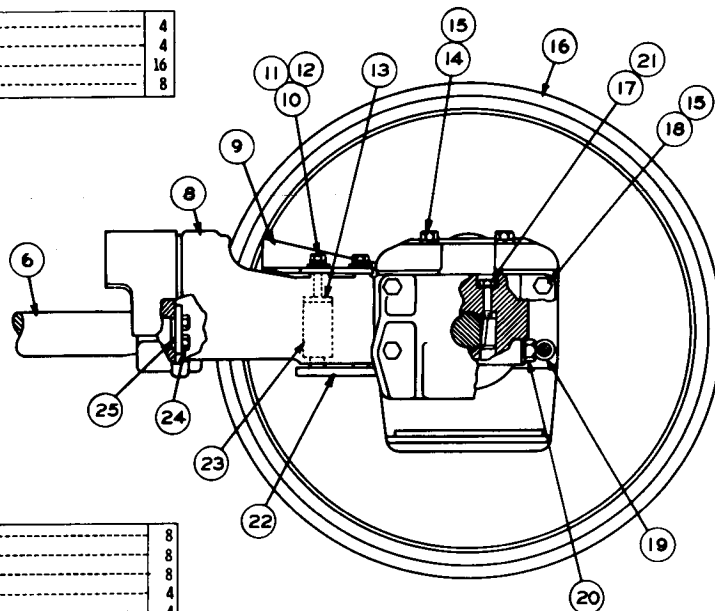
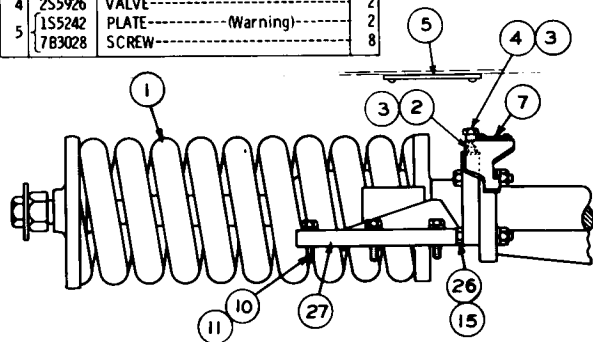


REF NO	PART NUMBER	DESCRIPTION	QTY
1	5F149	SEAL-----	2
2	4S9006	SEAL-----	2
3	1H8397	RING-----	2
4	5M2997	SEAL-----	2
5	5M2998	RING-----	2
6	6H6269	RING-----	4
7	1S816	PILOT ASSEM.-----	2
8	8H7980	PISTON-----	2
9	1S5331	CYLINDER-----	2
10	2M3514	SHIM-----	12
11	9S3599	PLATE-----	4
12	8M342	BEARING-----	2
		(Right Hand Inner-Left Hand Outer)	
13	8M343	SHAFT----- (Idler)-----	2
14	1M8747	SEAL GROUP-----	4
15	8H2262	RING-----	8
		(2 in each 1M8747 Seal Group)	
16	{3B1915	BOLT-----	24
	{3B4506	LOCKWASHER-----	24
17	4H9105	SEAL-----	4
18	{2S9451	BUSHING ASSEM.-----	4
	{9B2289	{PIN-----	8
19	8S2539	{BEARING-----	4
		(One half each in 2S9451 Bushing Assem.)	
20	8F6711	SEAL-----	4
21	2S1731	PLUG-----	2
22	9M729	SHIM-----	48
23	8M341	BEARING-----	2
		(Right Hand Outer-Left Hand Inner)	
24	9S5515	COLLAR ASSEM.-----	4
25	9M3770	NUT-----	2
26	8M6191	SLEEVE-----	2
27	1S814	BOLT-----	2
28	2M369	PILOT-----	2
29	S1620	BOLT-----	2
30	2S1654	WASHER-----	2

110733

REF NO	PART NUMBER	DESCRIPTION	QTY
1	2S7567	SPRING-----	2
2	2S5925	VALVE-----	2
3	5M6708	WASHER-----	4
4	2S5926	VALVE-----	2
5	1S5242	PLATE----- (Warning)	2
	7B3028	SCREW-----	8

17	4F5192	BOLT-----	4
	3B4507	LOCKWASHER-----	4
18	1D4590	BOLT-----	16
	2M7116	STRIP-----	8



6	5S8627	ROD GROUP-----	2
	2S5927	PLATE----- (Warning)	2
7	7B3028	SCREW-----	8
		(One half each in 5S8627 Rod Group)	
8	3S4879	YOKE ASSEM.-----	2
	7M5337	GUARD-----	2
		(Right Hand Outer-Left Hand Inner)	
9	7M5338	GUARD-----	2
		(Right Hand Inner-Left Hand Outer)	
10	1A1460	BOLT-----	20
11	3B4508	LOCKWASHER-----	20
12	7F502	WASHER-----	8
13	4B1398	PLATE-----	8
14	1B4367	BOLT-----	8
15	3B4510	LOCKWASHER-----	32
16	1S8186	IDLER ASSEM.-----	2

19	7M6571	SPACER-----	8
	6F4991	BOLT-----	8
20	3B4514	LOCKWASHER-----	8
	5M5000	LOCK-----	4
22	3S3878	PLATE ASSEM.-----	4
23	4F5003	SPRING ASSEM.-----	8
24	7B3235	BOLT-----	4
25	8M9478	WASHER-----	2
	1A8537	BOLT-----	8
26	1D4720	NUT-----	8
	2S5967	STOP-----	2
		(Right Hand Outer-Left Hand inner)	
27	2S5968	STOP-----	2
		(Right Hand Inner-Left Hand Outer)	

NOTE: QUANTITIES SHOWN ARE THOSE REQUIRED FOR BOTH RIGHT AND LEFT HAND SIDES

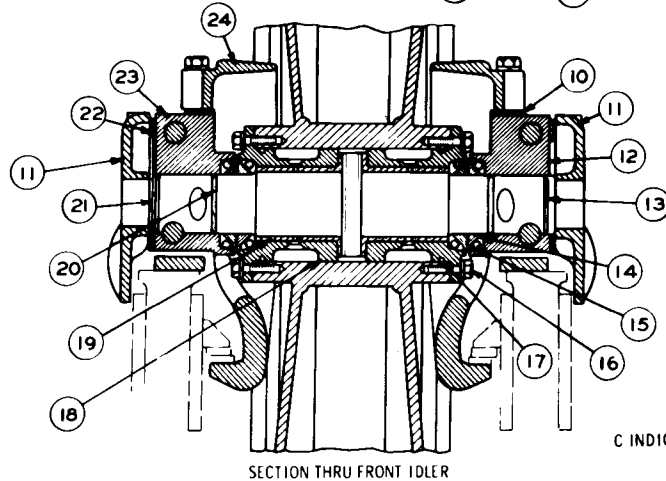
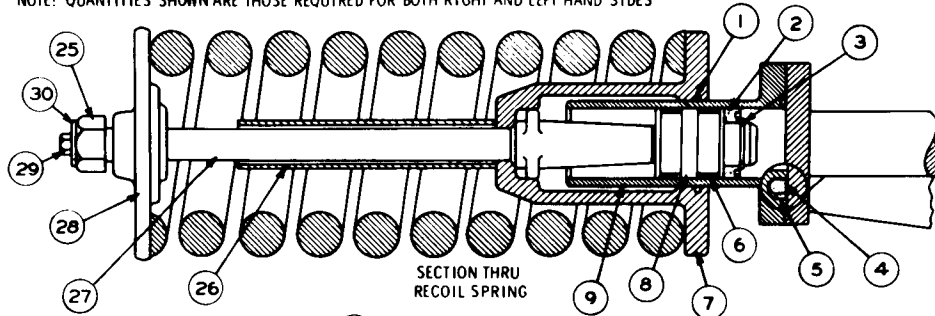
119190

3S2026 FRONT IDLER GROUP—Part 1

Serial No. 11K3168—Up. Note: 6P3527 Idler Group (with curved side plate), consisting of:
2—6P1000 Idler Assembly, is available. Refer also to Page 144A for special parts

3S2026 FRONT IDLER GROUP—Part 2
Serial No. 11K3168—Up

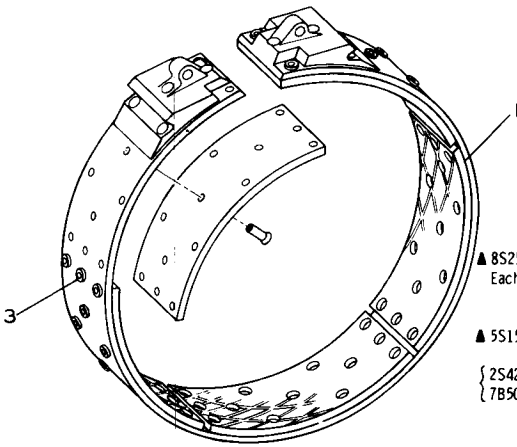
NOTE: QUANTITIES SHOWN ARE THOSE REQUIRED FOR BOTH RIGHT AND LEFT HAND SIDES



C INDICATES CHANGE

REF NO	PART NUMBER	DESCRIPTION	QTY
1	5F149	SEAL-----	2
2	4S9006	SEAL-----	2
3	1H8397	RING-----	2
4	5M2997	SEAL-----	2
5	5M2998	RING-----	2
6	6H6269	RING-----	4
7	1S816	PILOT ASSEM.	2
8	8H7980	PISTON-----	2
9	1S5331	CYLINDER-----	2
10	2M3514	SHIM-----	12
11	9S3599	PLATE-----	4
12	9M9760	BEARING-----	2
		(R. H. Inner-L. H. Outer)	
13	9M9758	SHAFT-----	2
		(Idler)	
14	1M8747	SEAL GROUP-----	4
15	8H2262	RING-----	2
16	3B1915	BOLT-----	24
	3B4506	LOCKWASHER-----	24
17	4H9105	SEAL-----	4
18	3P8432	BUSHING ASSEM.	4
	9B2289	PIN-----	2
19	8S2539	BEARING-----	1
20	8F6711	SEAL-----	4
21	2P347	PLUG-----	2
	1S8947	SEAL-----	2
22	1P7659	SHIM-----	48
23	9M9759	BEARING-----	2
		(R. H. Inner-L. H. Outer)	
24	3P6060	COLLAR ASSEM.	4
25	9M3770	NUT-----	2
26	8M6191	SLEEVE-----	2
27	1S814	BOLT-----	2
28	2M369	PILOT-----	2
29	S1620	BOLT-----	2
30	2S1654	WASHER-----	2

155488



▲ 8S2515-BRAKE LINING GROUP--(molded) -2
 Each consisting of a complete set of Linings
 and Rivets for one Brake

▲ 5S1513-BRAKE LINING GROUP--(woven)-2
 Each consisting of:
 { 2S4297-LINING -----(woven)-----5
 { 7B5060-RIVET ----- 65

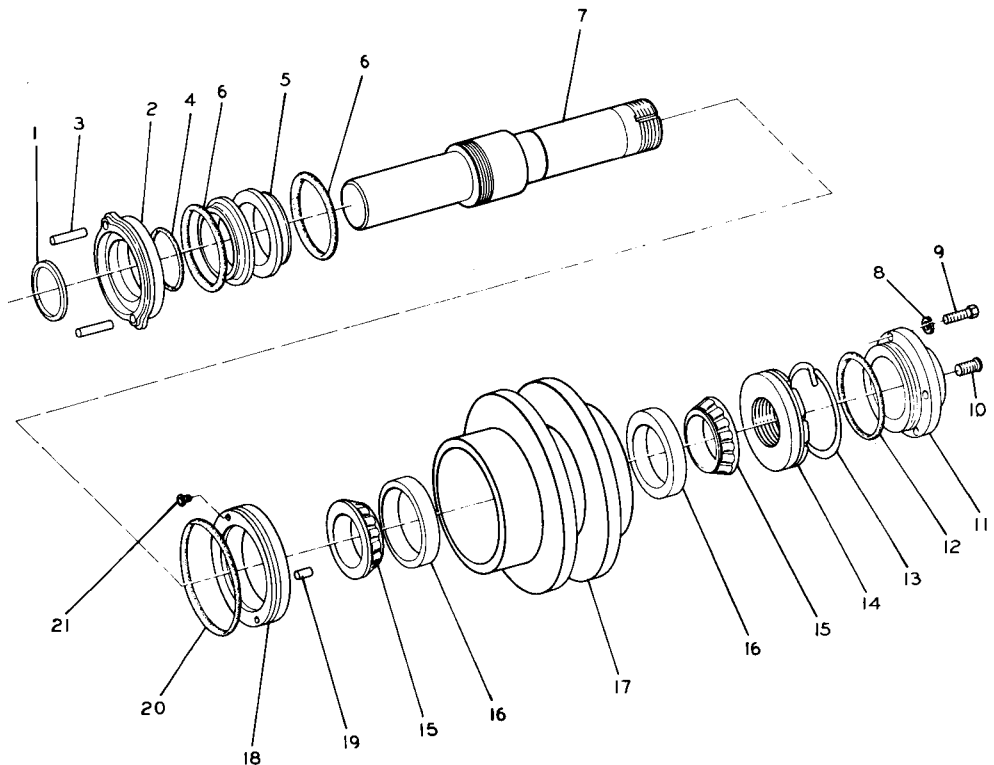
▲ NOT PART OF 9M8068 BRAKE ASSEM.

REF. NO.	PART NUMBER	DESCRIPTION	QTY
1	5S5658	LINING-----	5
3	7B5060	RIVET-----	65

200433

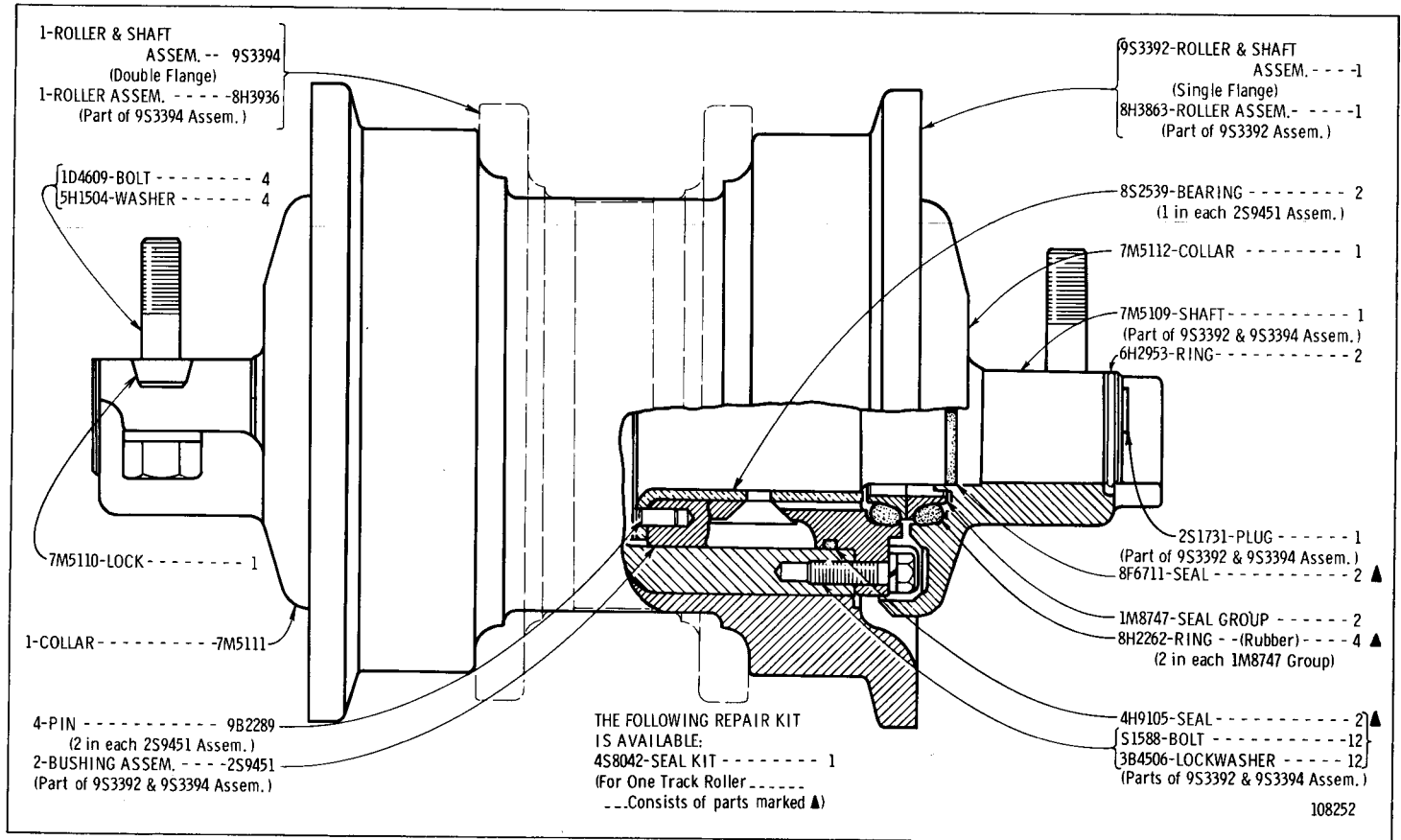
9M8068 BAND AND LINING ASSEMBLY—2 Required
Part of Brakes shown on Pages 80, 80B, 80D & 80F

4S9691 TRACK CARRIER ROLLER GROUP—4 Required
 Refer also to Page 144A for special parts



REF. NO.	PART NUMBER	DESCRIPTION	QTY
1	7H4574	RING-----	1
2	7H4571	COLLAR ASSEM.-----	1
3	1M4291	DOWEL-----	2
4	1H8720	SEAL-----	1
5	1M8747	SEAL GROUP-----	1
6	8H2262	RING----- (Rubber)	2
7	4S9692	SHAFT-----	1
8	3B4506	LOCKWASHER-----	4
9	S1594	BOLT-----	4
10	2S1731	PLUG-----	1
11	9M632	COVER-----	1
12	2H3934	SEAL-----	1
13	8H5412	RING-----	1
14	8H5411	NUT-----	1
15	7H4573	CONE-----	2
16	7H4566	CUP-----	2
17	9S8321	ROLLER ASSEM.-----	1
18	9H7687	SUPPORT ASSEM.-----	1
19	2H1190	DOWEL-----	2
20	5F3144	SEAL-----	1
21	1J1256	PLUG-----	2

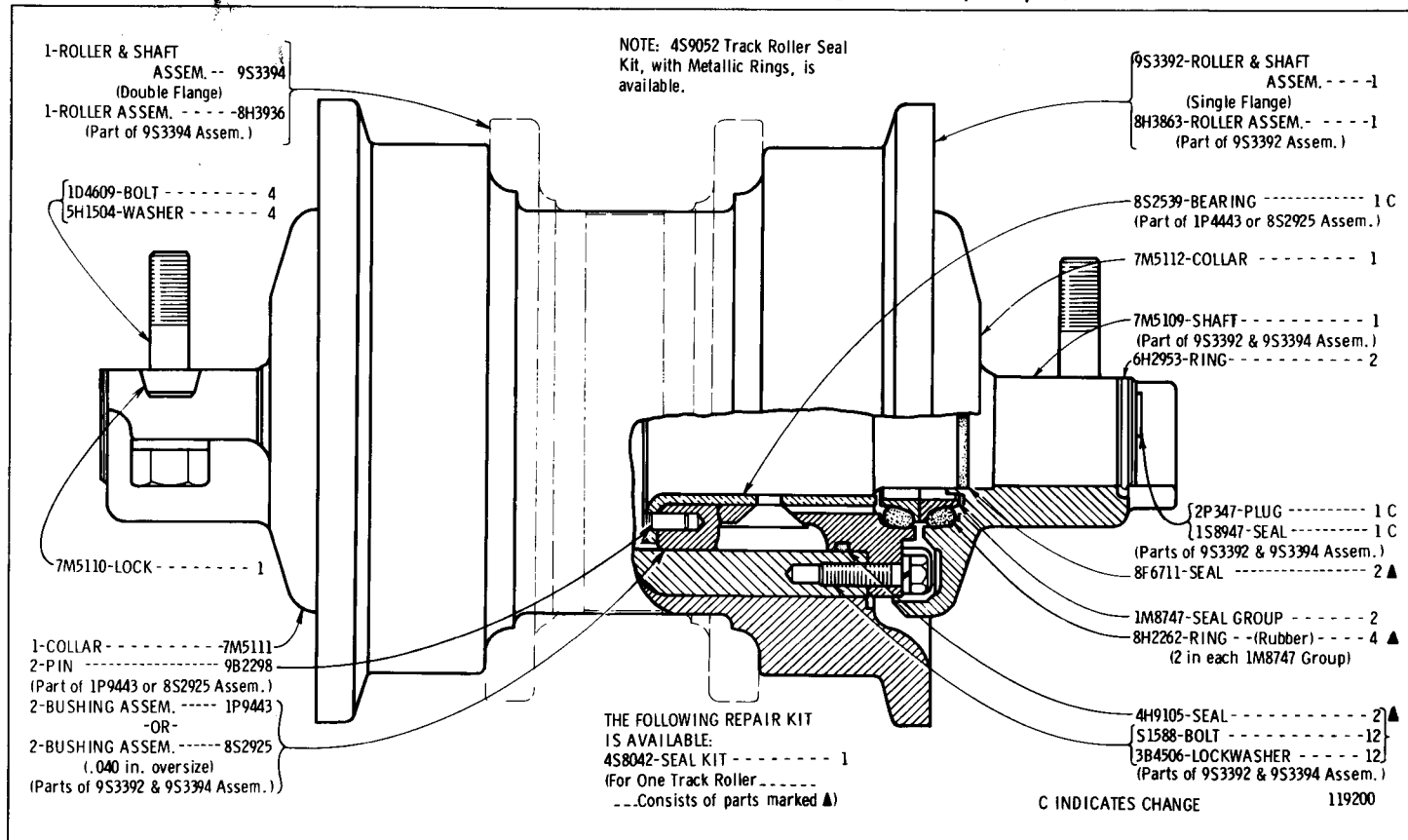
113549



9S3393 TRACK ROLLER GROUP—Single Flange—6 Required
 Serial No. 11K2203 to 11K3529 inclusive
 9S3395 TRACK ROLLER GROUP—Double Flange—8 Required
 Serial No. 11K2203 to 11K3439 inclusive

Note: 4S9052 Track Roller Seal Kit, with metallic Rings, is available. Refer also to Page 144A for special parts

9S3393 TRACK ROLLER GROUP—Single Flange—6 Required
Effective with Serial No. 11K3530
9S3395 TRACK ROLLER GROUP—Double Flange—8 Required
Effective with Serial No. 11K3440. Refer also to Page 144A for special parts



1-ROLLER & SHAFT ASSEM. -- 9S3394 (Double Flange)
 1-ROLLER ASSEM. ----- 8H3936 (Part of 9S3394 Assem.)

1D4609-BOLT ----- 4
 5H1504-WASHER ----- 4

7M5110-LOCK ----- 1

1-COLLAR ----- 7M5111
 2-PIN ----- 9B2298 (Part of 1P9443 or 8S2925 Assem.)
 2-BUSHING ASSEM. ----- 1P9443 -OR-
 2-BUSHING ASSEM. ----- 8S2925 (.040 in. oversize) (Parts of 9S3392 & 9S3394 Assem.)

9S3392-ROLLER & SHAFT ASSEM. ----- 1 (Single Flange)
 8H3863-ROLLER ASSEM. ----- 1 (Part of 9S3392 Assem.)

8S2539-BEARING ----- 1 C (Part of 1P4443 or 8S2925 Assem.)

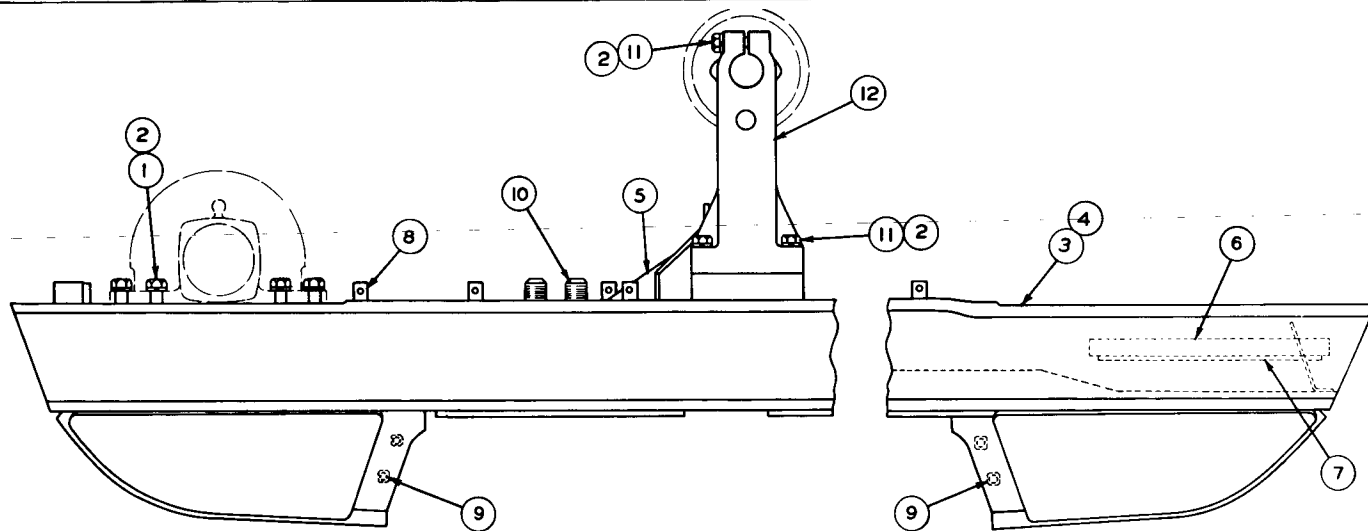
7M5112-COLLAR ----- 1

7M5109-SHAFT ----- 1 (Part of 9S3392 & 9S3394 Assem.)
 6H2953-RING ----- 2

2P347-PLUG ----- 1 C
 1S8947-SEAL ----- 1 C (Parts of 9S3392 & 9S3394 Assem.)
 8F6711-SEAL ----- 2 ▲

1M8747-SEAL GROUP ----- 2
 8H2262-RING -- (Rubber) ----- 4 ▲ (2 in each 1M8747 Group)

4H9105-SEAL ----- 2 ▲
 S1588-BOLT ----- 12
 3B4506-LOCKWASHER ----- 12 (Parts of 9S3392 & 9S3394 Assem.)



REF NO	PART NUMBER	DESCRIPTION	QTY
1	1D4609	BOLT-----	8
2	3B4512	LOCKWASHER-----	32
3	2S1883	FRAME ASSEM. ----(Right Hand)---	1
3	2S1884	FRAME ASSEM. ----(Left Hand)---	1
4	1F1006	DOWEL-----	8
		(4 in each 2S1883 & 2S1884 Frame Assem.)	

REF NO.	PART NUMBER	DESCRIPTION	QTY
5	1J1120	REINFORCEMENT-----	4
6	7M5146	GUIDE ASSEM.-----	4
		(2 each in 2S1883 & 2S1884 Frame Assem.)	
7	5M2004	STRIP-----	4
		(1 in each 7M5146 Guide Assem.)	
8	2M473	LUG-----	24
		(12 in each 2S1883 & 2S1884 Frame Assem.)	

REF NO	PART NUMBER	DESCRIPTION	QTY
9	2M2933	NUT-----(-Weld)	12
		(6 in each 2S1883 & 2S1884 Frame Assem.)	
10	6J1551	BOLT-----	8
	7S2831	WASHER-----	8
11	1D4610	BOLT-----	24
12	7S9029	BRACKET-----	4

NOTE: QUANTITIES SHOWN ARE THOSE REQUIRED FOR BOTH R. H. AND L. H. FRAME ASSEMBLIES

101703

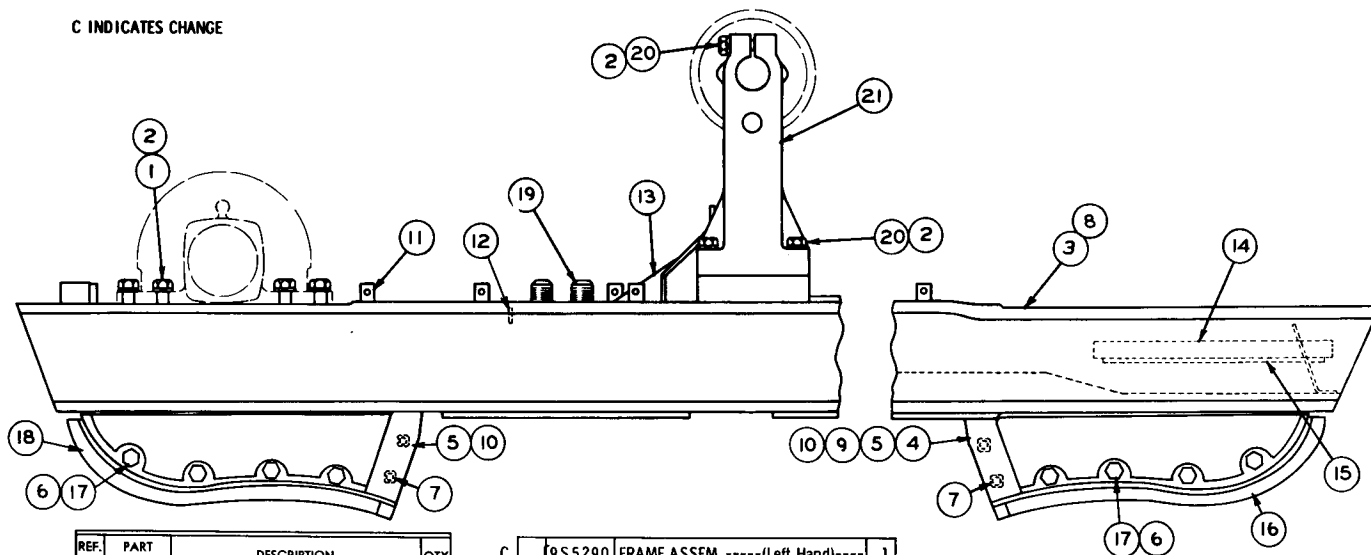
TRACK ROLLER FRAME (3S2024 N/S)
 Serial No. 11K1 to 11K2215 inclusive
 Refer also to Page 144A for special parts

TRACK ROLLER FRAME (3S2024 N/S)

Serial No. 11K2216-Up

Refer also to Page 144A for special parts

C INDICATES CHANGE



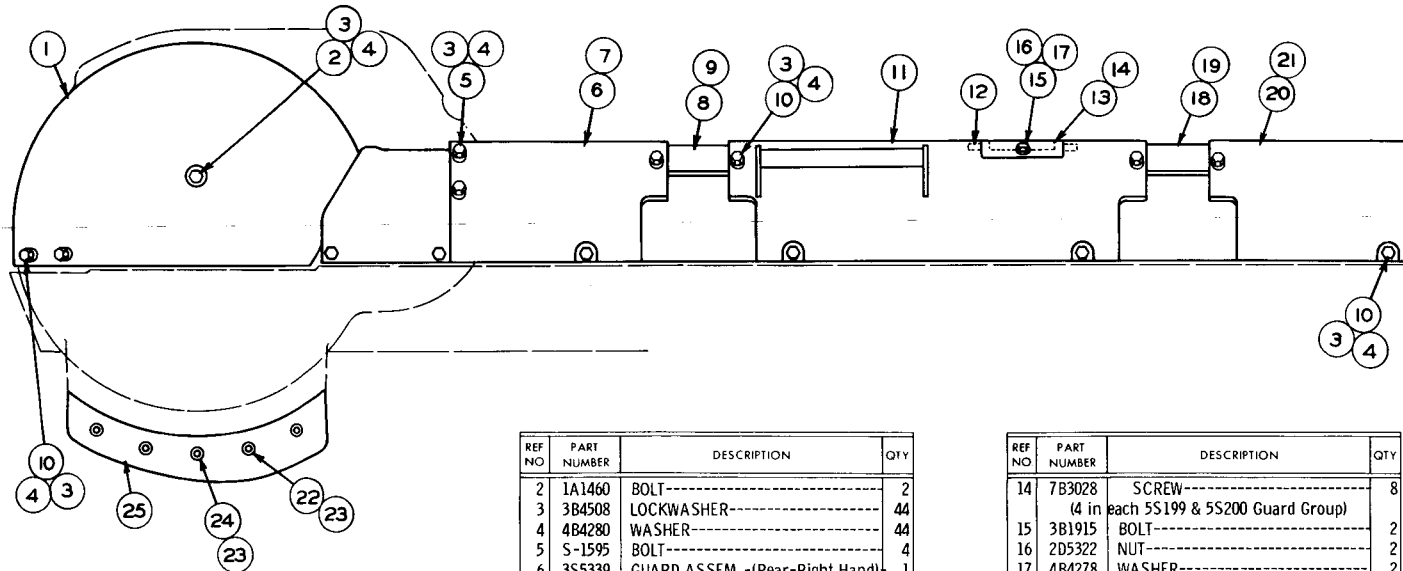
REF. NO.	PART NUMBER	DESCRIPTION	QTY
1	1D4609	BOLT-----	8
2	3B4512	LOCKWASHER-----	32
C 3	9S5289	FRAME ASSEM. ----(Right Hand)---	1
3	1F1006	DOWEL-----	4
4	9S5294	GUARD ASSEM. --(Front Outer)--	1
5	9S5293	GUARD ASSEM. (Rear Outer-front inner) (Parts of 9S5289 Assem.)	2
6	L1325	WASHER-----	24
7	2M2933	NUT----- (1/6 each in 9S5294 & 9S5293 Assem.)	12

C 8	9S5290	FRAME ASSEM. ----(Left Hand)---	1
8	1F1006	DOWEL-----	4
9	9S5293	GUARD ASSEM. --- (Front Outer)-	1
10	9S5294	GUARD ASSEM. (Rear Outer-Front Inner) (Parts of 9S5290 Assem.)	2
11	2M473	LUG-----	24
12	1J3909	PLATE-----	2
13	1J1120	REINFORCEMENT-----	4
C 14	9S918	GUIDE ASSEM. (1/2 each in 9S5289 & 9S5290 Assem.)	4
15	9S917	STRIP----- (1 in each 9S918 Assem.)	4

C 16	9S1045	STRIP-----	3
16	S1566	BOLT-----	24
C 17	3B4510	LOCKWASHER-----	24
17	9S1046	STRIP-----	3
C 18	9S1046	STRIP-----	3
18	6J1551	BOLT-----	8
19	7S2831	WASHER-----	8
20	1D4610	BOLT-----	24
21	7S9029	BRACKET-----	4

NOTE: QUANTITIES SHOWN ARE THOSE REQUIRED FOR BOTH R. H. AND L. H. SIDES

113896



REF NO	PART NUMBER	DESCRIPTION	QTY
1	3S5343	GUARD ASSEM. --- (Right Hand)---	1
	3S5344	GUARD ASSEM. --- (Left Hand)---	1
	1F748	NUT-----	4
	(2 in each 3S5343 & 3S5344 Guard Assem.)		
	1B2355	BUSHING---	2
(1 in each 3S5343 & 3S5344 Guard Assem.)			

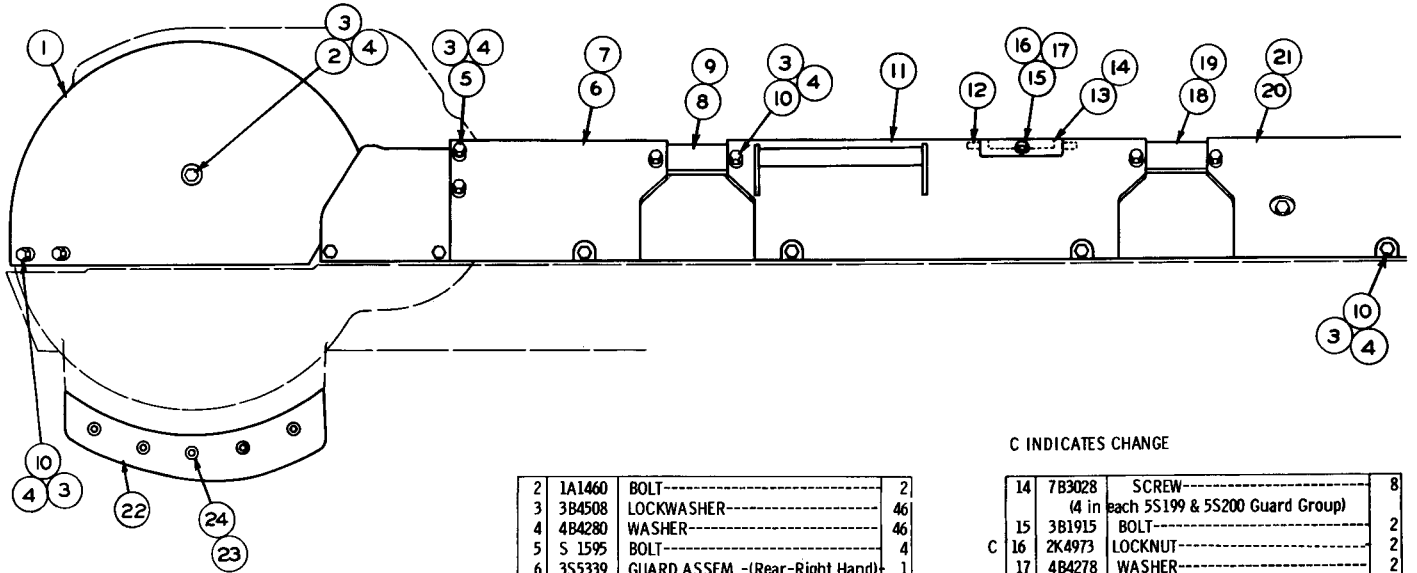
REF NO	PART NUMBER	DESCRIPTION	QTY
2	1A1460	BOLT-----	2
3	3B4508	LOCKWASHER-----	44
4	4B4280	WASHER-----	44
5	S-1595	BOLT-----	4
6	3S5339	GUARD ASSEM. -(Rear-Right Hand)-	1
7	3S5340	GUARD ASSEM. -(Rear-Left Hand)-	1
8	4S9506	GUARD ASSEM. --- (Rear)---	2
9	1F748	NUT----- (Weld)-----	4
(2 in each 4S9506 Guard Assem.)			
10	S-1621	BOLT-----	38
11	5S199	GUARD GROUP--- (Right Hand)---	1
	5S200	GUARD GROUP--- (Left Hand)---	1
12	9F2978	NUT----- (Weld)-----	2
	5H8991	SHAFT-----	2
13	1S5242	PLATE----- (Warning)---	2
(1 each in 5S199 & 5S200 Guard Group)			

REF NO	PART NUMBER	DESCRIPTION	QTY
14	7B3028	SCREW-----	8
(4 in each 5S199 & 5S200 Guard Group)			
15	3B1915	BOLT-----	2
16	2D5322	NUT-----	2
17	4B4278	WASHER-----	2
18	3S5331	GUARD ASSEM. -(Front Right Hand)-	1
	3S5332	GUARD ASSEM. -(Front Left Hand)-	1
19	1F748	NUT-----	6
	(3 in each 3S5331 & 3S5332 Guard Assem.)		
20	3S5327	GUARD ASSEM. --- (Right Hand)---	1
21	3S5328	GUARD ASSEM. --- (Left Hand)---	1
22	S-1589	BOLT-----	4
23	3B4510	LOCKWASHER-----	10
24	S-1566	BOLT-----	6
25	5M1516	GUARD-----	2

99320

RECOIL MECHANISM GUARD (3S2025 N/S)
Serial No. 11K1 to 11K3216 inclusive

RECOIL MECHANISM GUARD (3S2025 N/S)
Serial No. 11K3217-Up



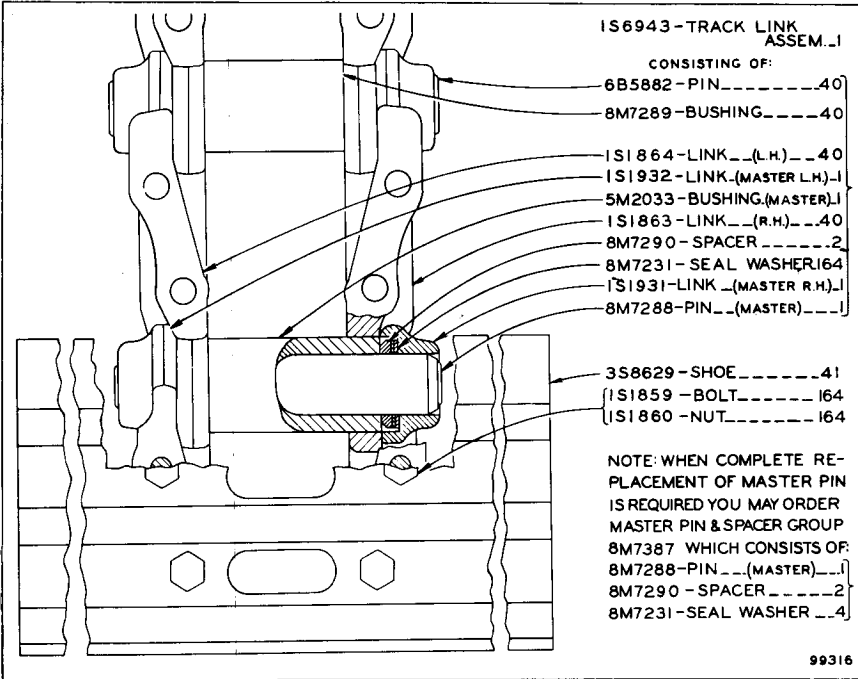
REF NO	PART NUMBER	DESCRIPTION	QTY
1	3S5343	GUARD ASSEM. ---(Right Hand)---	1
	3S5344	GUARD ASSEM. ---(Left Hand)---	1
	1F748	NUT-----	4
	(2 in each 3S5343 & 3S5344 Guard Assem.)		
	1B2355	BUSHING-----	2
(1 in each 3S5343 & 3S5344 Guard Assem.)			

2	1A1460	BOLT-----	2
3	3B4508	LOCKWASHER-----	46
4	4B4280	WASHER-----	46
5	S 1595	BOLT-----	4
6	3S5339	GUARD ASSEM. ---(Rear-Right Hand)---	1
7	3S5340	GUARD ASSEM. ---(Rear-Left Hand)---	1
8	4S9506	GUARD ASSEM. ---(Rear)---	2
9	1F748	NUT----- (Weld)----- (2 in each 4S9506 Guard Assem.)	4
10	S 1621	BOLT-----	40
11	5S199	GUARD GROUP---(Right Hand)---	1
	5S200	GUARD GROUP---(Left Hand)---	1
12	9F2978	NUT----- (Weld)-----	2
	5H8991	SHAFT-----	2
13	1S5242	PLATE----- (Warping)---	2
(1 each in 5S199 & 5S200 Guard Group)			

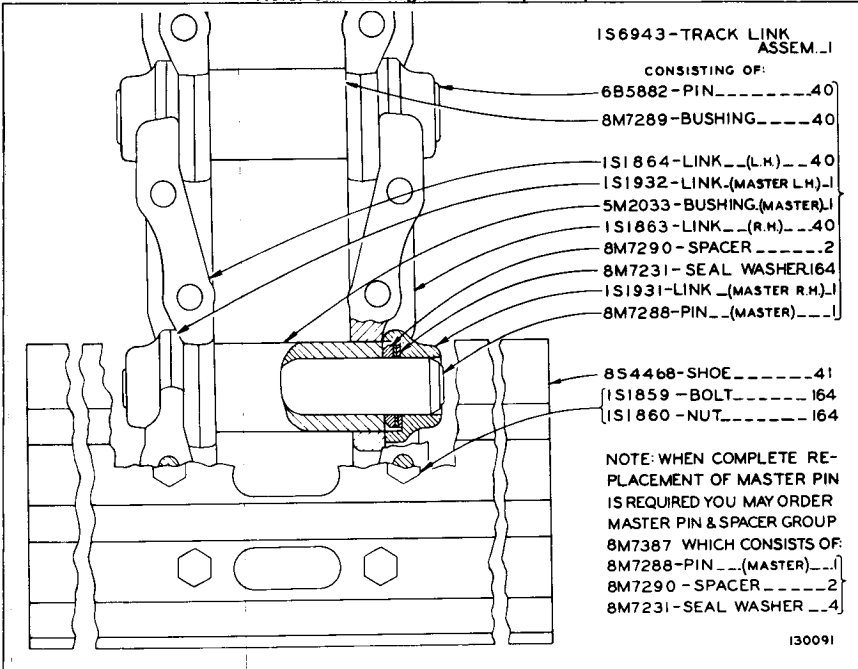
C INDICATES CHANGE

14	7B3028	SCREW-----	8
(4 in each 5S199 & 5S200 Guard Group)			
15	3B1915	BOLT-----	2
16	2K4973	LOCKNUT-----	2
17	4B4278	WASHER-----	2
18	3S5331	GUARD ASSEM. ---(Front Right Hand)---	1
	3S5332	GUARD ASSEM. ---(Front Left Hand)---	1
19	1F748	NUT----- (3 in each 3S5331 & 3S5332 Guard Assem.)	6
20	1P6283	GUARD ASSEM. --- (R. H.) ---	1
21	1P6284	GUARD ASSEM. --- (L. H.) ---	1
22	5M1516	GUARD-----	2
23	3B4510	LOCKWASHER-----	10
24	S1566	BOLT-----	10
	GMG00627	FORM-----	1
(Instructions for Installing Recoil Spring Guard)			

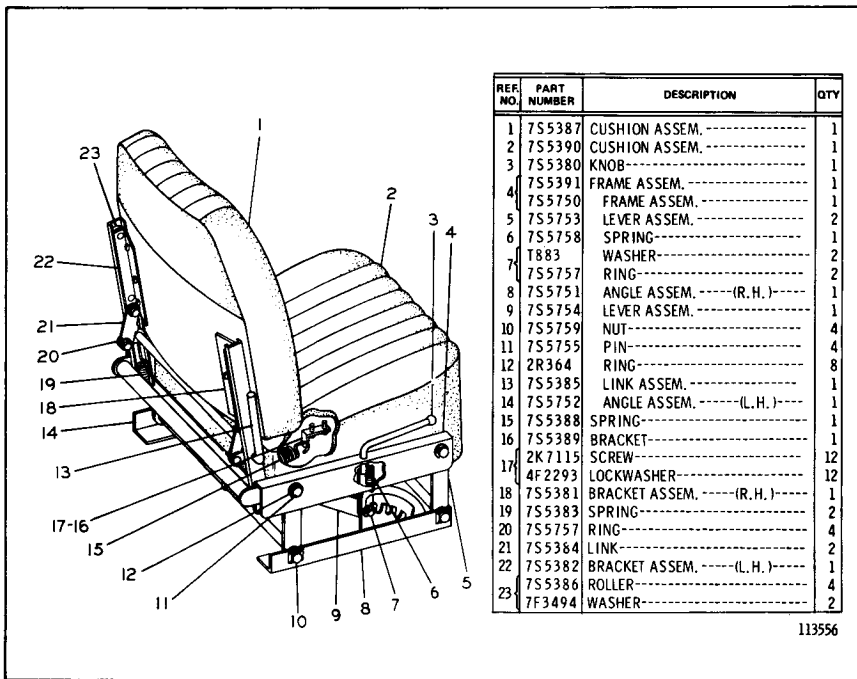
113413



3S2040 TRACK GROUP—18" Triple Grouser Shoe—2 Required
 Serial No. 11K1 to 11K2805 inclusive. Note: 8M7385 Track Pin & Bushing Group, consisting of a complete set of Pins and Bushings for one Track, is available
 Refer also to Page 185 for special parts



8S4469 TRACK GROUP—18" Triple Grouser Shoe—2 Required
 Effective with Serial No. 11K2806. Note: 8M7385 Track Pin and Bushing Group, consisting of a complete set of Pins and Bushings for one Track, is available
 Refer also to Page 185 for special parts



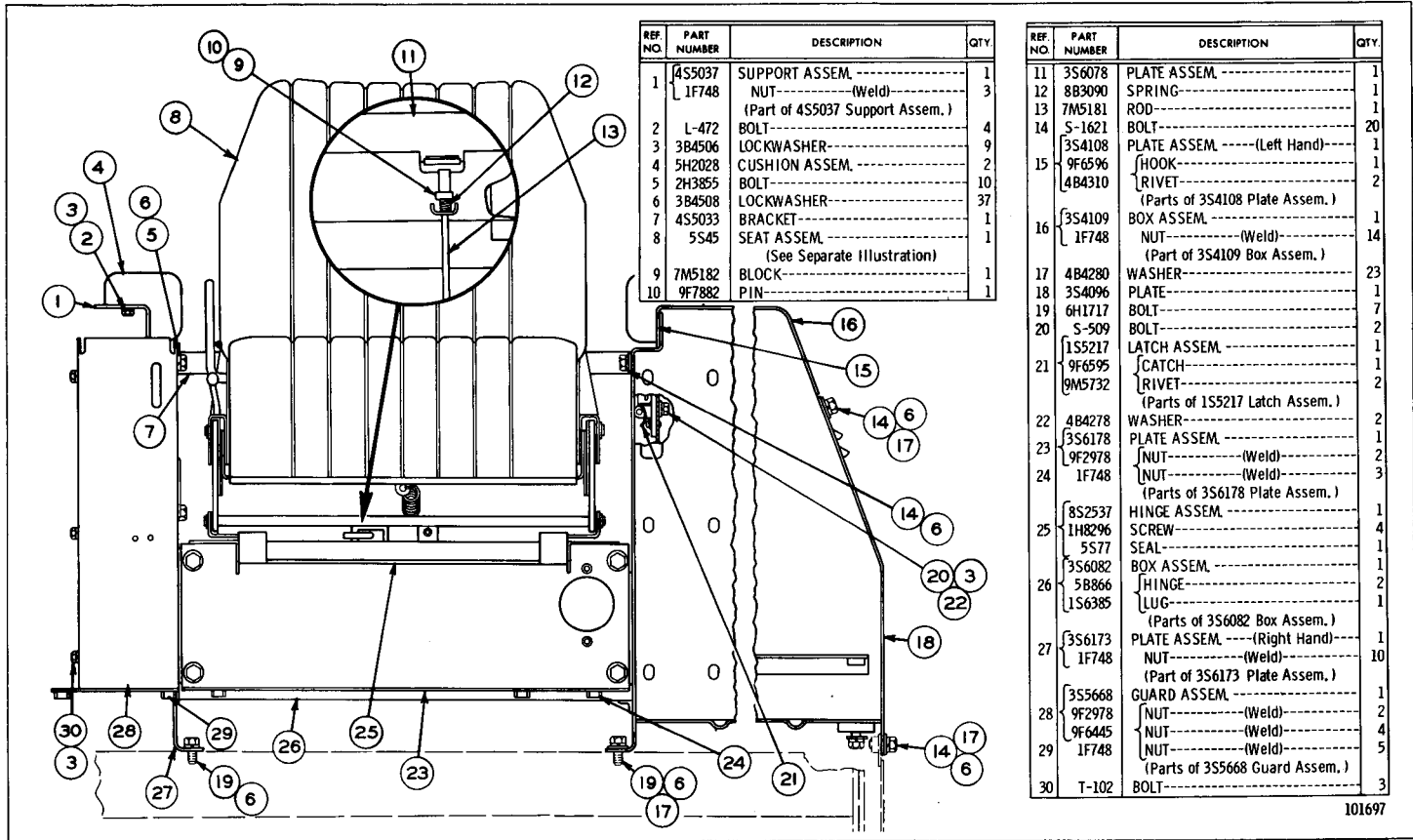
REF. NO.	PART NUMBER	DESCRIPTION	QTY
1	7S5387	CUSHION ASSEM. -----	1
2	7S5390	CUSHION ASSEM. -----	1
3	7S5380	KNOB-----	1
4	7S5391	FRAME ASSEM. -----	1
	7S5750	FRAME ASSEM. -----	1
5	7S5753	LEVER ASSEM. -----	2
6	7S5758	SPRING-----	1
	T883	WASHER-----	2
7	7S5757	RING-----	2
8	7S5751	ANGLE ASSEM. -----(R. H.)----	1
9	7S5754	LEVER ASSEM. -----	1
10	7S5759	NUT-----	4
11	7S5755	PIN-----	4
12	2R364	RING-----	8
13	7S5385	LINK ASSEM. -----	1
14	7S5752	ANGLE ASSEM. -----(L. H.)----	1
15	7S5388	SPRING-----	1
16	7S5389	BRACKET-----	1
	2K7115	SCREW-----	12
17	4F2293	LOCKWASHER-----	12
18	7S5381	BRACKET ASSEM. -----(R. H.)----	1
19	7S5383	SPRING-----	2
20	7S5757	RING-----	4
21	7S5384	LINK-----	2
22	7S5382	BRACKET ASSEM. -----(L. H.)----	1
	7S5386	ROLLER-----	4
23	7F3494	WASHER-----	2

113556

5S45 SEAT ASSEMBLY

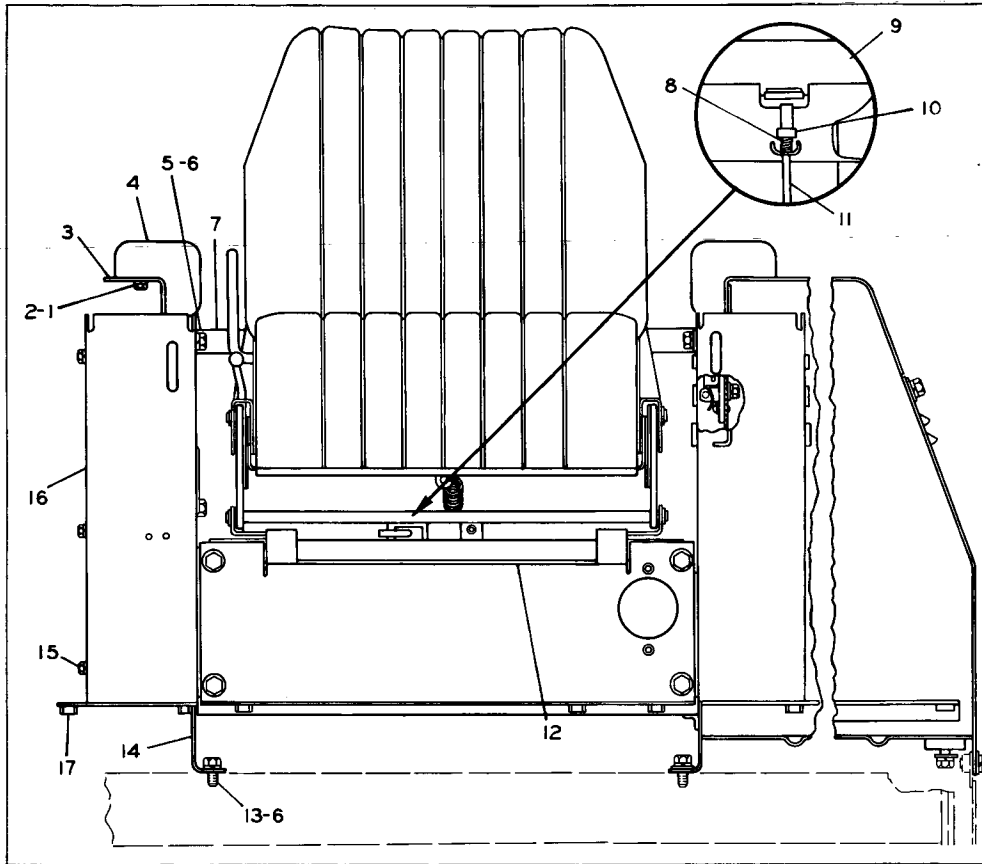
Part of Seat Cushion & Frame shown on Pages 90C, 90E, 90G, 90J, 90L & 91

SEAT CUSHION AND FRAME
 Serial No. 11K1 to 11K178 inclusive
 5S45 Seat parts are shown on Page 90A. Note: 6D4709 Seat Belt is available



REF NO.	PART NUMBER	DESCRIPTION	QTY.
1	4S5037	SUPPORT ASSEM.-----	1
	1F748	NUT----- (Weld)----- (Part of 4S5037 Support Assem.)	3
2	L-472	BOLT-----	4
3	3B4506	LOCKWASHER-----	9
4	5H2028	CUSHION ASSEM.-----	2
5	2H3855	BOLT-----	10
6	3B4508	LOCKWASHER-----	37
7	4S5033	BRACKET-----	1
8	5S45	SEAT ASSEM.----- (See Separate Illustration)	1
9	7M5182	BLOCK-----	1
10	9F7882	PIN-----	1

REF NO.	PART NUMBER	DESCRIPTION	QTY.
11	3S6078	PLATE ASSEM.-----	1
12	8B3090	SPRING-----	1
13	7M5181	ROD-----	1
14	S-1621	BOLT-----	20
	3S4108	PLATE ASSEM.----- (Left Hand)-----	1
15	9F6596	{HOOK-----	1
	4B4310	{RIVET----- (Parts of 3S4108 Plate Assem.)	2
16	3S4109	BOX ASSEM.-----	1
	1F748	NUT----- (Weld)----- (Part of 3S4109 Box Assem.)	14
17	4B4280	WASHER-----	23
18	3S4096	PLATE-----	1
19	6H1717	BOLT-----	7
20	S-509	BOLT-----	2
	1S5217	LATCH ASSEM.-----	1
21	9F6595	{CATCH-----	1
	9M5732	{RIVET----- (Parts of 1S5217 Latch Assem.)	2
22	4B4278	WASHER-----	2
23	3S6178	PLATE ASSEM.-----	1
24	9F2978	{NUT----- (Weld)-----	2
	1F748	{NUT----- (Weld)----- (Parts of 3S6178 Plate Assem.)	3
25	8S2537	HINGE ASSEM.-----	1
	1H8296	SCREW-----	4
26	5S77	SEAL-----	1
26	3S6082	BOX ASSEM.-----	1
	5B866	{HINGE-----	2
27	1S6385	{LUG----- (Parts of 3S6082 Box Assem.)	1
	3S6173	PLATE ASSEM.----- (Right Hand)-----	1
27	1F748	NUT----- (Weld)----- (Part of 3S6173 Plate Assem.)	10
	3S5668	GUARD ASSEM.-----	1
28	9F2978	{NUT----- (Weld)-----	4
	9F6445	{NUT----- (Weld)-----	4
29	1F748	{NUT----- (Weld)----- (Parts of 3S5668 Guard Assem.)	5
	T-102	BOLT-----	3

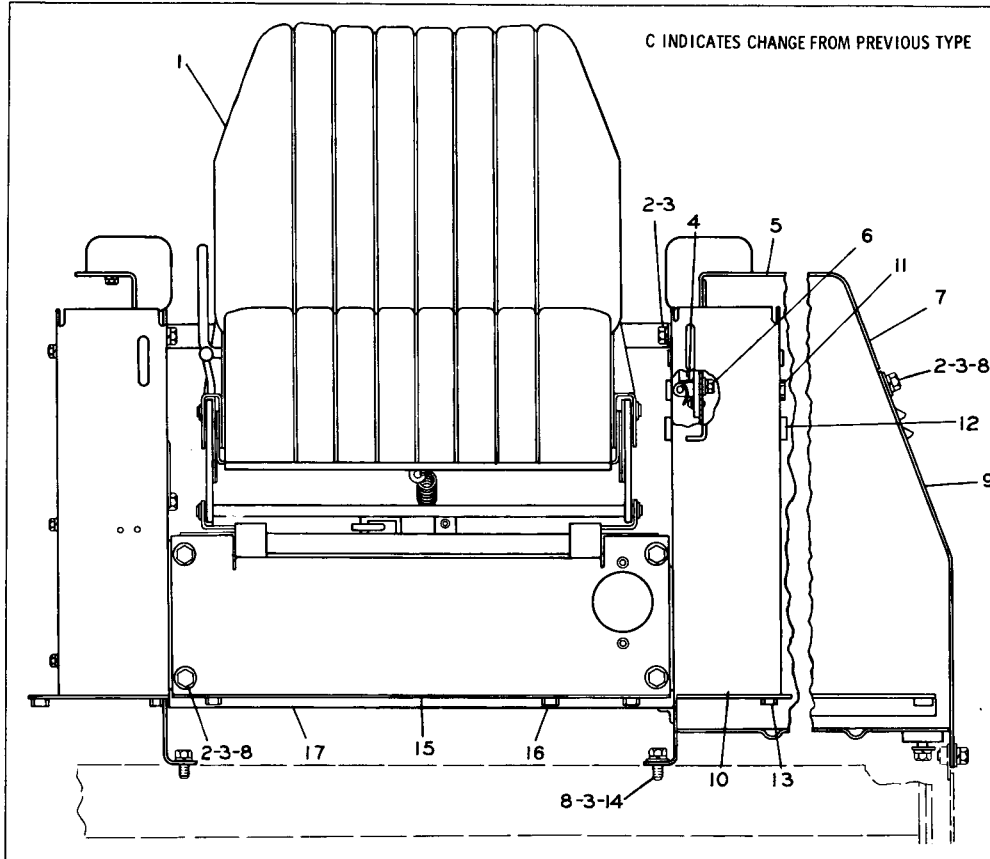


REF. NO.	PART NUMBER	DESCRIPTION	QTY
1	L472	BOLT-----	4
2	3B4506	LOCKWASHER-----	7
3	4S5037	SUPPORT ASSEM.-----	1
	1F748	NUT-----	3
		(Part of 4S5037 Assem.)	
4	5H2028	CUSHION ASSEM.-----	2
5	2H3855	BOLT-----	4
6	3B4508	LOCKWASHER-----	6
7	4S5033	BRACKET-----	1
8	8B3090	SPRING-----	1
9	3S6078	PLATE ASSEM.-----	1
10	7M5182	BLOCK-----	1
	9F7882	PIN-----	1
11	7M5181	ROD-----	1
	8S2537	HINGE ASSEM.-----	1
12	1H8296	SCREW-----	4
	5S77	SEAL-----	1
13	6H1717	BOLT-----	2
	3S6173	PLATE ASSEM.-----(Right Hand)---	1
14	1F748	NUT-----	10
		(Part of 3S6173 Assem.)	
15	T102	BOLT-----	3
	3S5668	GUARD ASSEM.-----	1
16	9F2978	NUT-----	2
	9F6445	NUT-----	4
	1F748	NUT-----	5
		(Parts of 3S5668 Assem.)	

124617

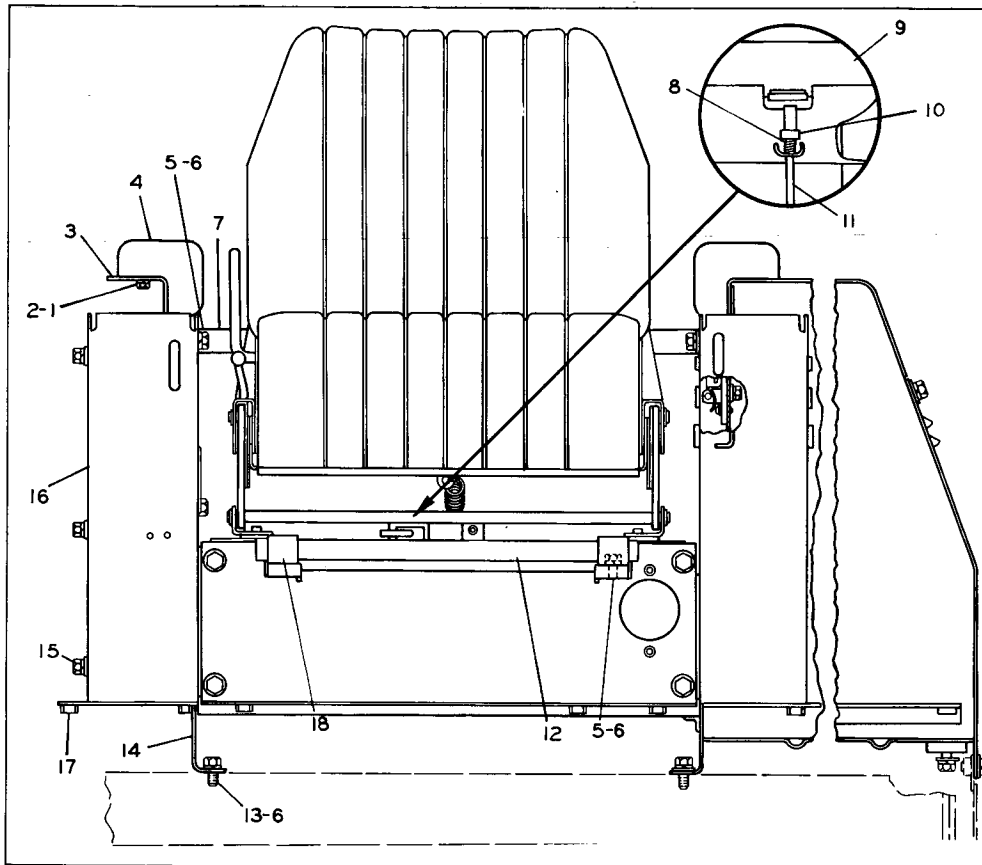
SEAT CUSHION AND FRAME--Part 1
 Serial No. 11K179 to 11K613 inclusive
 Note: 6D4709 Seat Belt is available

SEAT CUSHION AND FRAME—Part 2
 Serial No. 11K179 to 11K613 inclusive
 5S45 Seat parts are shown on Page 90A



REF. NO.	PART NUMBER	DESCRIPTION	QTY
1	5S45	SEAT ASSEM. ----- (See Separate Illustration)	1
C 2	S1621	BOLT-----	26
C 3	3B4508	LOCKWASHER-----	37
4	1S5217	LATCH ASSEM.-----	1
	9F6595	CATCH-----	1
	9M5732	RIVET-----	2
(Parts of 1S5217 Assem.)			
5	3S4108	PLATE ASSEM.----- (Left Hand)	1
	9F6596	HOOK-----	1
	4B4310	RIVET-----	2
(Parts of 3S4108 Assem.)			
6	S509	BOLT-----	2
	3B4506	LOCKWASHER-----	2
	3B4278	WASHER-----	2
7	3S4109	BOX ASSEM.-----	1
	1F748	NUT-----	14
	(Part of 3S4109 Assem.)		
C 8	4B4280	WASHER-----	29
9	3S4096	PLATE-----	1
	3S6057	GUARD ASSEM.-----	1
C 10	9F2978	NUT-----	2
	9F6445	NUT-----	4
11	5H1592	BEARING-----	2
12	4B897	PLATE-----	2
13	1F748	NUT-----	10
(Parts of 3S6057 Assem.)			
14	6H1717	BOLT-----	5
15	3S6178	PLATE ASSEM.-----	1
	9F2978	NUT-----	2
16	1F748	NUT-----	3
(Parts of 3S6178 Assem.)			
17	3S6082	BOX ASSEM.-----	1
	5B866	HINGE-----	2
	1S6385	LUG-----	1
(Parts of 3S6082 Assem.)			

125641



C INDICATES CHANGE FROM PREVIOUS TYPE

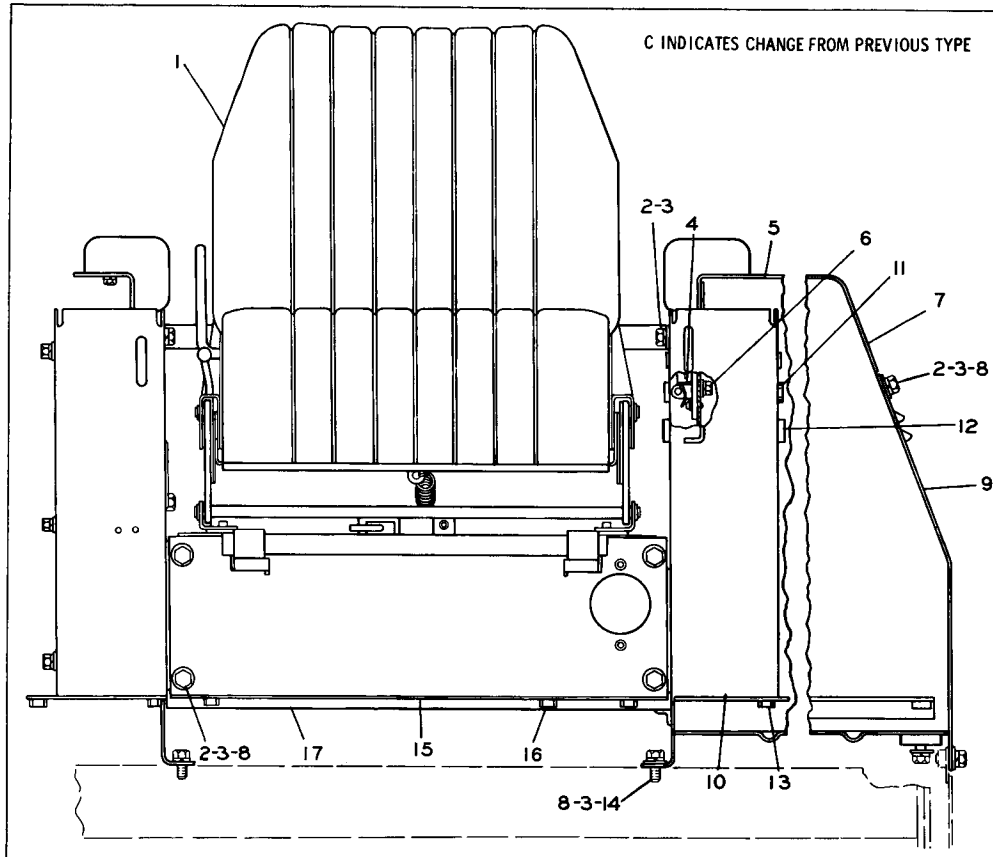
REF. NO.	PART NUMBER	DESCRIPTION	QTY
1	L472	BOLT-----	4
2	3B4506	LOCKWASHER-----	7
3	4S5037	SUPPORT ASSEM.-----	1
	1F748	NUT-----	3
		(Part of 4S5037 Assem.)	
4	5H2028	CUSHION ASSEM.-----	2
5	2H3855	BOLT-----	12
6	3B4508	LOCKWASHER-----	14
7	4S5033	BRACKET-----	1
8	8B3090	SPRING-----	1
9	3S6078	PLATE ASSEM.-----	1
10	7M5182	BLOCK-----	1
	9F7882	PIN-----	1
	7M5181	ROD-----	1
	8S2537	HINGE ASSEM.-----	1
12	1H8296	SCREW-----	4
	5S77	SEAL-----	1
13	6H1717	BOLT-----	2
14	3S6173	PLATE ASSEM.-----(Right Hand)-----	1
	1F748	NUT-----	10
		(Part of 3S6173 Assem.)	
C 15	S509	BOLT-----	3
	4B4278	WASHER-----	3
	3S5668	GUARD ASSEM.-----	1
16	9F2978	NUT-----	2
	9F6445	NUT-----	4
17	1F748	NUT-----	5
		(Parts of 3S5668 Assem.)	
C 18	1S1476	CLIP-----	2

124618

SEAT CUSHION AND FRAME—Part 1
 Serial No. 11K614 to 11K2046 inclusive
 Note: 6D4709 Seat Belt is available

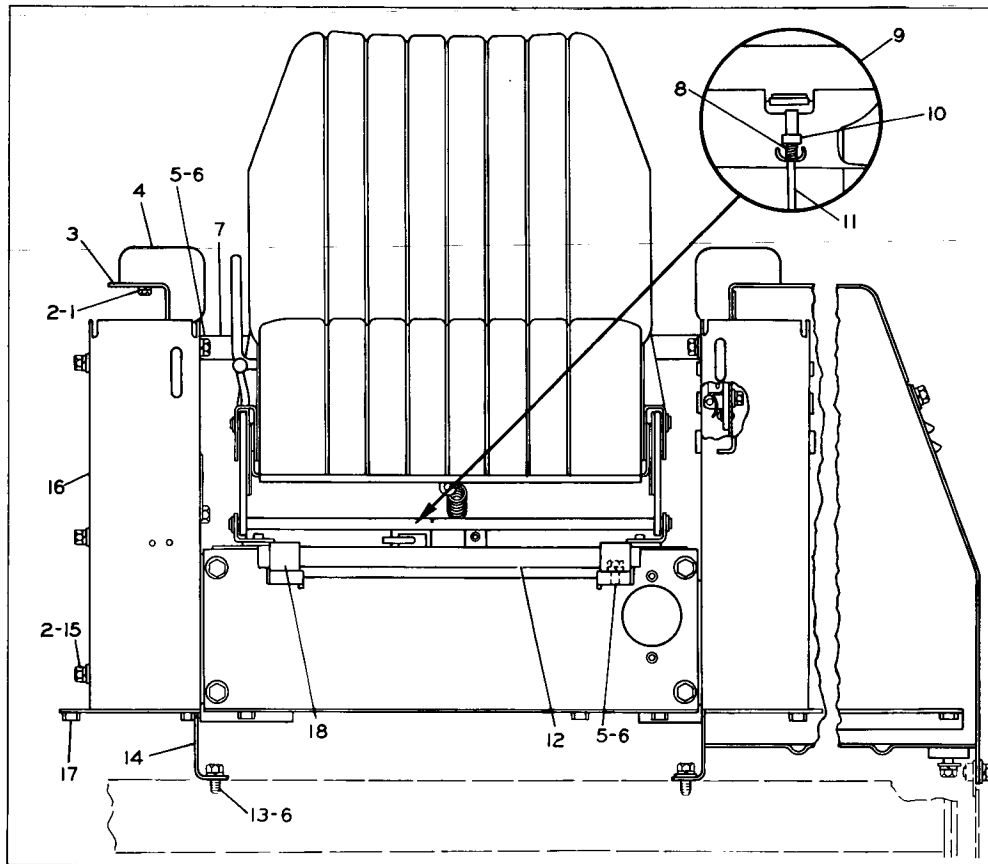
SEAT CUSHION AND FRAME—Part 2
 Serial No. 11K614 to 11K2046 inclusive
 5S45 Seat parts are shown on Page 90A

C INDICATES CHANGE FROM PREVIOUS TYPE



REF. NO.	PART NUMBER	DESCRIPTION	QTY
1	5S45	SEAT ASSEM. ----- (See Separate Illustration)	1
2	S1621	BOLT-----	26
3	3B4508	LOCKWASHER-----	31
4	{1S5217	LATCH ASSEM.-----	1
	{9F6595	CATCH-----	1
4	{9M5732	RIVET-----	2
		(Parts of 1S5217 Assem.)	
5	{3S4108	PLATE ASSEM. -----(Left Hand)-----	1
	{9F6596	HOOK-----	1
	{4B4310	RIVET-----	2
		(Parts of 3S4108 Assem.)	
6	{S509	BOLT-----	2
	{3B4506	LOCKWASHER-----	2
	{3B4278	WASHER-----	2
7	{3S4109	BOX ASSEM.-----	1
	{1F748	NUT-----	14
		(Part of 3S4109 Assem.)	
8	4B4280	WASHER-----	29
9	3S4096	PLATE-----	1
10	{3S6057	GUARD ASSEM.-----	1
	{9F2978	NUT-----	2
	{9F6445	NUT-----	4
11	5H1592	BEARING-----	2
12	4B897	PLATE-----	2
13	1F748	NUT-----	10
		(Parts of 3S6057 Assem.)	
14	6H1717	BOLT-----	5
15	{8S4547	PLATE ASSEM.-----	1
	{9F2978	NUT-----	2
16	{1F748	NUT-----	3
		(Parts of 8S4547 Assem.)	
17	{3S6082	BOX ASSEM.-----	1
	{5B866	HINGE-----	2
	{1S6385	LUG-----	1
		(Parts of 3S6082 Assem.)	

125642



C INDICATES CHANGE FROM PREVIOUS TYPE

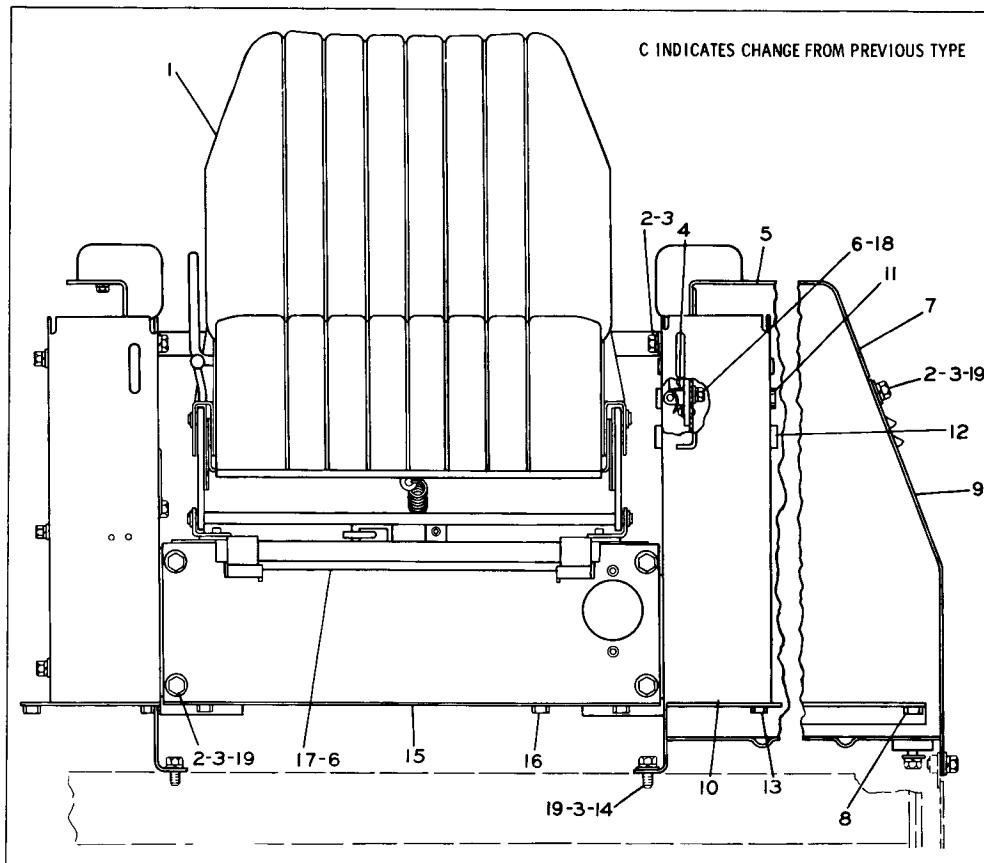
REF. NO.	PART NUMBER	DESCRIPTION	QTY
1	1472	BOLT-----	4
2	3B4506	LOCKWASHER-----	7
3	4S5037	SUPPORT ASSEM.-----	1
	1F748	NUT-----	3
		(Part of 4S5037 Assem.)	
4	5H2028	CUSHION ASSEM.-----	2
C 5	2H3855	BOLT-----	8
C 6	3B4508	LOCKWASHER-----	10
7	4S5033	BRACKET-----	1
8	8B3090	SPRING-----	1
9	3S6078	PLATE ASSEM.-----	1
10	7M5182	BLOCK-----	1
	9F7882	PIN-----	1
11	7M5181	ROD-----	1
	8S2537	HINGE ASSEM.-----	1
12	1H8296	SCREW-----	4
	5S77	SEAL-----	1
13	6H1717	BOLT-----	2
C 14	9S5331	PLATE ASSEM.-----(Right Hand)-----	1
	1F748	NUT-----	6
	9F2978	NUT-----	2
		(Parts of 9S5331 Assem.)	
15	5S09	BOLT-----	3
	4B4278	WASHER-----	3
	3S5668	GUARD ASSEM.-----	1
16	9F2978	NUT-----	2
	9F6445	NUT-----	4
17	1F748	NUT-----	5
		(Parts of 3S5668 Assem.)	
18	1S1476	CLIP-----	2

107562

SEAT CUSHION AND FRAME--Part 1
 Serial No. 11K2047 to 11K2528 inclusive
 Note: 6D4709 Seat Belt is available

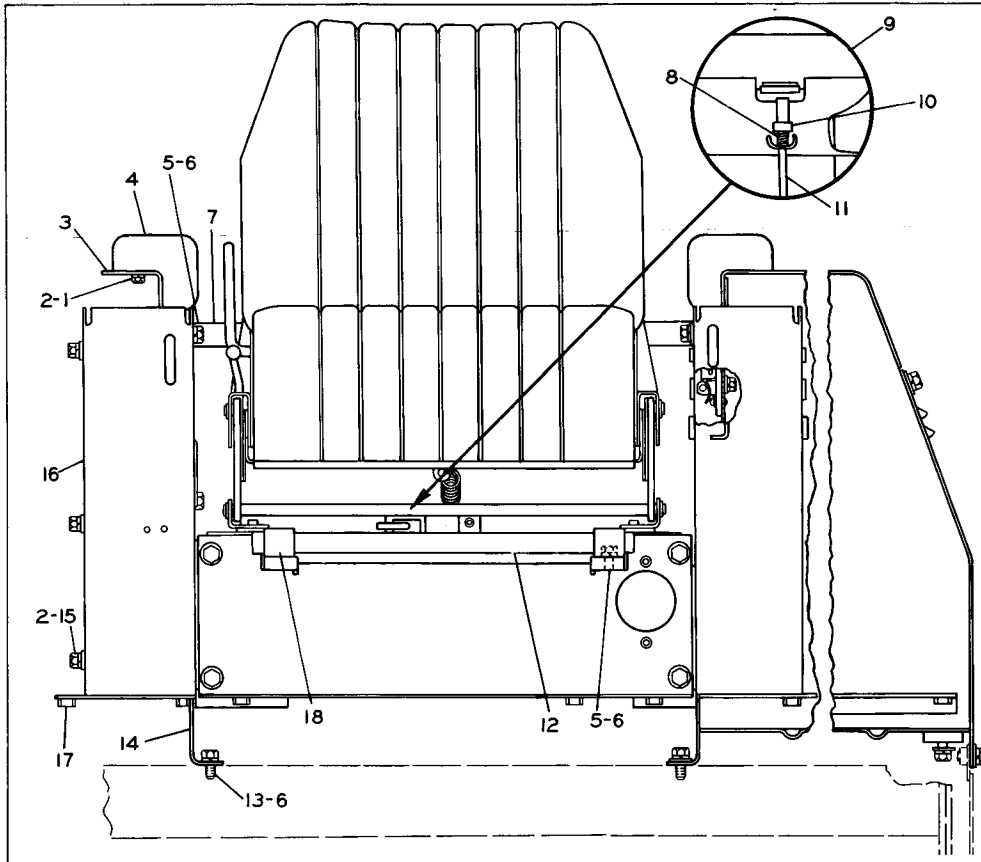
SEAT CUSHION AND FRAME--Part 2
 Serial No. 11K2047 to 11K2528 inclusive
 5S45 Seat parts are shown on Page 90A

C INDICATES CHANGE FROM PREVIOUS TYPE



REF. NO.	PART NUMBER	DESCRIPTION	QTY
1	5S45	SEAT ASSEM. ----- (See Separate Illustration)	1
C 2	S1621	BOLT-----	22
C 3	3B4508	LOCKWASHER-----	27
	1S5217	LATCH ASSEM.-----	1
4	9F6595	CATCH-----	1
	9M5732	RIVET-----	2
		(Parts of 1S5217 Assem.)	
	3S4108	PLATE ASSEM.----- (Left Hand)-----	1
5	9F6596	HOOK-----	1
	4B4310	RIVET-----	2
		(Parts of 9S4108 Assem.)	
C 6	S509	BOLT-----	6
C 6	3B4506	LOCKWASHER-----	6
C 7	9S5330	BOX ASSEM.-----	1
	9F2978	NUT-----	3
8	1F748	NUT-----	10
		(Parts of 9S5330 Assem.)	
9	3S4096	PLATE-----	1
	3S6057	GUARD ASSEM.-----	1
10	9F2978	NUT-----	2
	9F6445	NUT-----	4
11	5H1592	BEARING-----	2
12	4B897	PLATE-----	2
13	1F748	NUT-----	10
		(Parts of 3S6057 Assem.)	
14	6H1717	BOLT-----	5
15	8S4547	PLATE ASSEM.-----	1
	9F2978	NUT-----	2
16	1F748	NUT-----	3
		(Parts of 8S4547 Assem.)	
C 17	3B3427	BOX ASSEM.-----	1
18	4B4278	WASHER-----	2
C 19	4B4280	WASHER-----	25

107563



C INDICATES CHANGE FROM PREVIOUS TYPE

REF. NO.	PART NUMBER	DESCRIPTION	QTY
1	L472	BOLT-----	4
2	3B4506	LOCKWASHER-----	11
3	4S5037	SUPPORT ASSEM.-----	1
	1F748	NUT-----	3
		(Part of 4S5037 Assem.)	
4	5H2028	CUSHION ASSEM.-----	2
5	2H3855	BOLT-----	8
6	3B4508	LOCKWASHER-----	10
7	4S5033	BRACKET-----	1
8	8B3090	SPRING-----	1
9	3S6078	PLATE ASSEM.-----	1
10	7M5182	BLOCK-----	1
	9F7882	PIN-----	1
11	7M5181	ROD-----	1
C 12	9S9645	HINGE ASSEM.-----	1
	L1351	BOLT-----	4
	5S77	SEAL-----	1
13	6H1717	BOLT-----	2
	9S5331	PLATE ASSEM.-----(Right Hand)	1
14	1F748	NUT-----	6
	9F2978	NUT-----	2
		(Parts of 9S5331 Assem.)	
15	5S09	BOLT-----	3
	4B4278	WASHER-----	3
	3S5668	GUARD ASSEM.-----	1
16	9F2978	NUT-----	2
	9F6445	NUT-----	4
17	1F748	NUT-----	5
		(Parts of 3S5668 Assem.)	
18	1S1476	CLIP-----	2

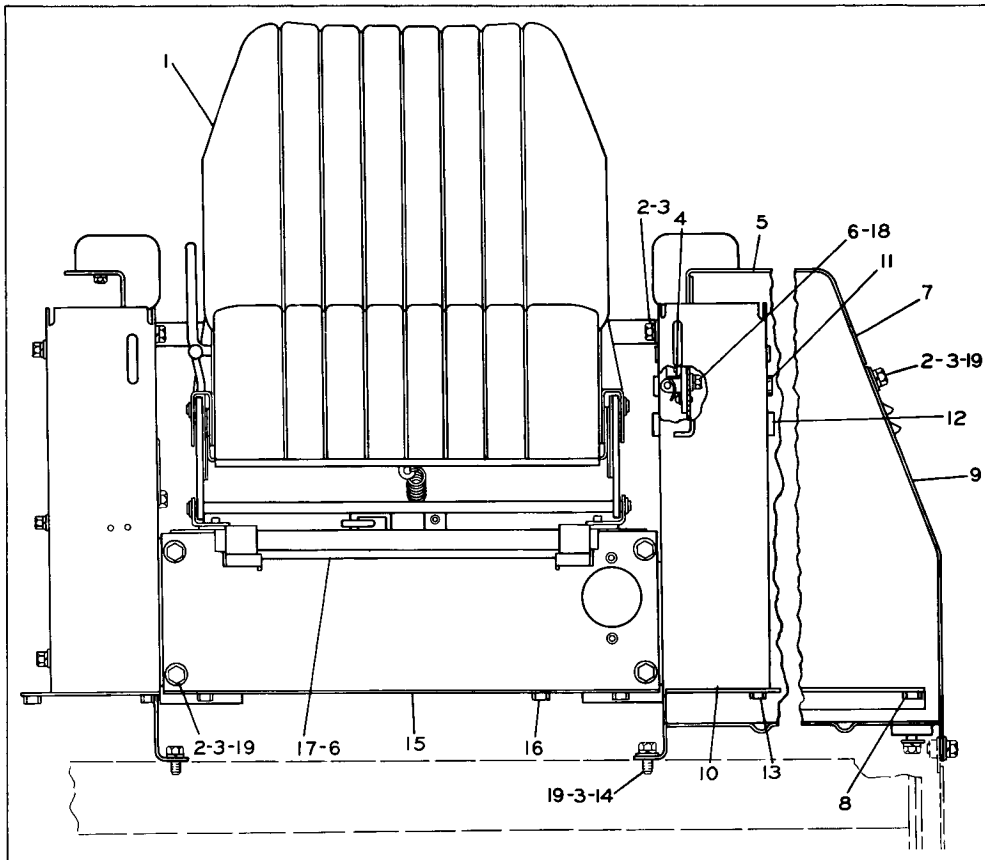
127487

SEAT CUSHION AND FRAME--Part 1

Serial No. 11K2529 go 11K2996 & 11K2998 to 11K3004 inclusive

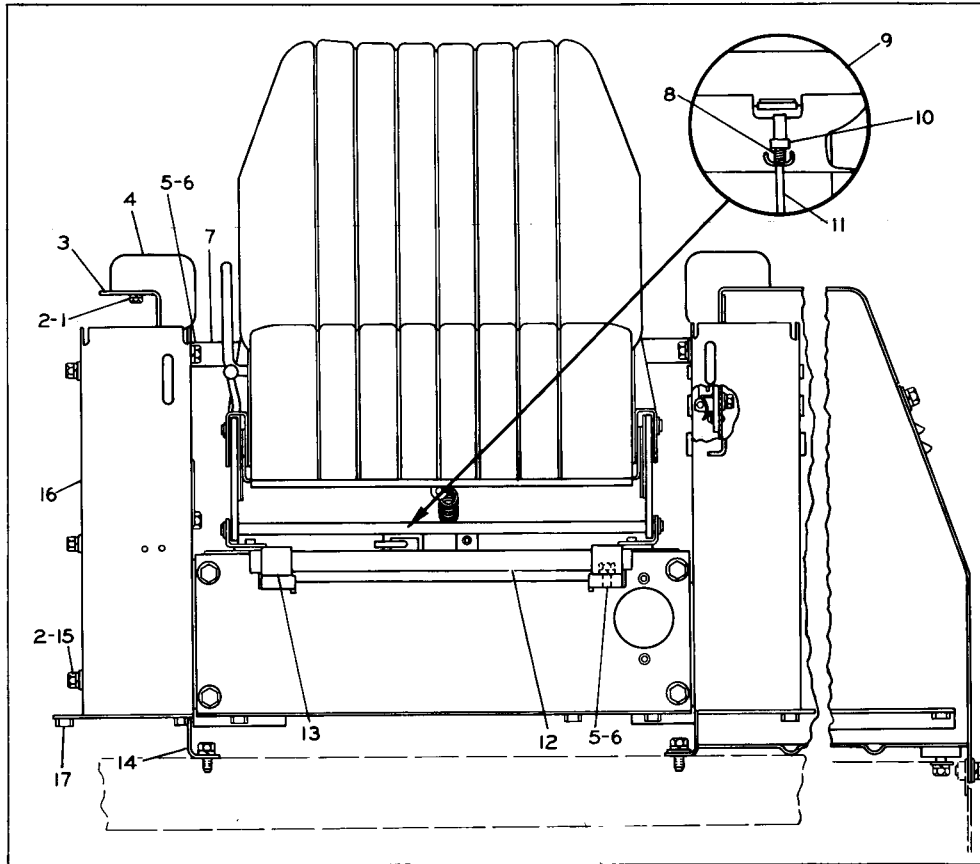
Note: 6D4709 Seat Belt is available

SEAT CUSHION AND FRAME—Part 2
 Serial No. 11K2529 to 11K2996 & 11K2998 to 11K3004 inclusive
 5S45 Seat parts are shown on Page 90A



REF. NO.	PART NUMBER	DESCRIPTION	QTY
1	5S45	SEAT ASSEM.----- (See Separate Illustration)	1
2	S1621	BOLT-----	22
3	3B4508	LOCKWASHER-----	27
4	1S5217	LATCH ASSEM.-----	1
	9F6595	CATCH-----	1
	9M5732	RIVET-----	2
	(Parts of 1S5217 Assem.)		
5	3S4108	PLATE ASSEM.----- (Left Hand)	1
	9F6596	HOOK-----	1
	4B4310	RIVET----- (Parts of 3S4108 Assem.)	2
6	S509	BOLT-----	6
	3B4506	LOCKWASHER-----	6
7	9S5330	BOX ASSEM.-----	1
	9F2978	NUT-----	3
8	1F748	NUT----- (Parts of 9S5330 Assem.)	10
9	3S4096	PLATE-----	1
10	3S6057	GUARD ASSEM.-----	1
	9F2978	NUT-----	2
	9F6445	NUT-----	4
11	5H1592	BEARING-----	2
12	4B897	PLATE-----	2
	1F748	NUT----- (Parts of 3S6057 Assem.)	10
14	6H1717	BOLT-----	5
15	8S4547	PLATE ASSEM.-----	1
	9F2978	NUT-----	2
	1F748	NUT----- (Parts of 8S4547 Assem.)	3
17	3B3427	BOX ASSEM.-----	1
18	4B4278	WASHER-----	2
	4B4280	WASHER-----	25

127488

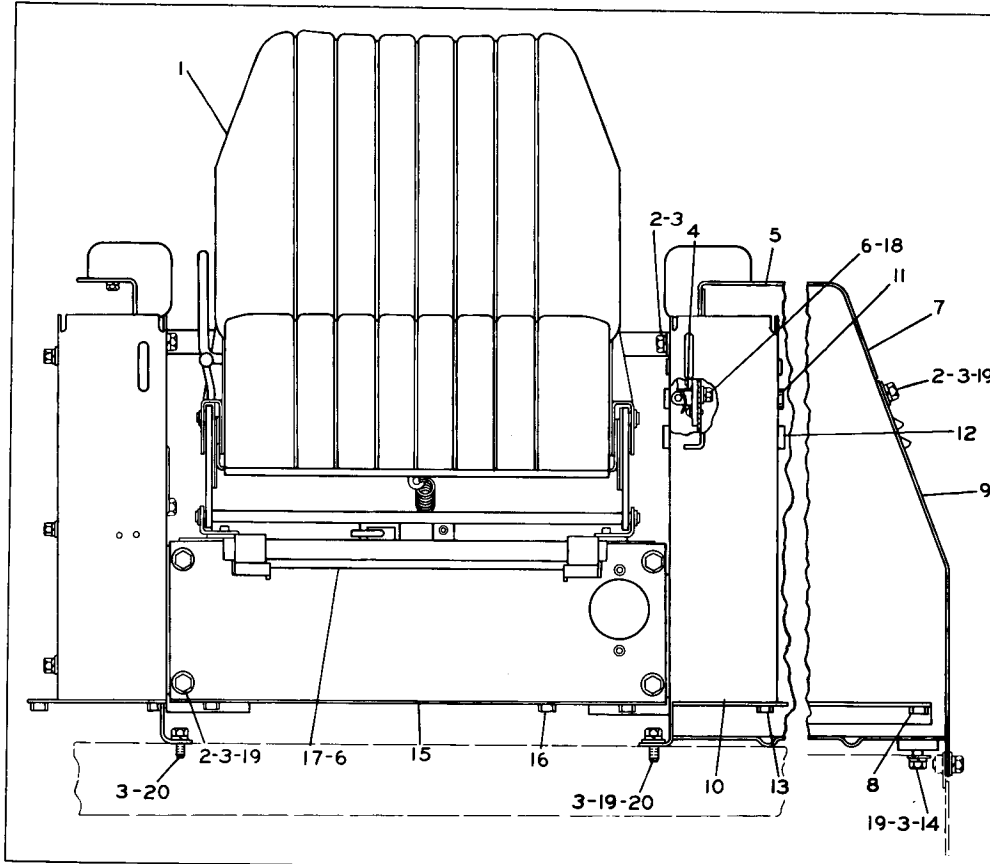


REF. NO.	PART NUMBER	DESCRIPTION	QTY
1	L472	BOLT-----	4
2	3B4506	LOCKWASHER-----	11
3	4S5037	SUPPORT ASSEM.-----	1
	1F748	NUT-----	3
		(Part of 4S5037 Assem.)	
4	5H2028	CUSHION ASSEM.-----	2
5	2H3855	BOLT-----	8
6	3B4508	LOCKWASHER-----	10
7	4S5033	BRACKET-----	1
8	8B3090	SPRING-----	1
9	3S6078	PLATE ASSEM.-----	1
	7M5182	BLOCK-----	1
10	9F7882	PIN-----	1
11	7M5181	ROD-----	1
	9S9645	HINGE ASSEM.-----	1
12	L1351	BOLT-----	4
	5S77	SEAL-----	1
13	1S1476	CLIP-----	2
	1P977	PLATE ASSEM.-----(Right Hand)-----	1
14	1F748	NUT-----	6
	9F2978	NUT-----	2
		(Parts of 1P977 Assem.)	
15	5S09	BOLT-----	3
	4B4278	WASHER-----	3
	3S5668	GUARD ASSEM.-----	1
16	9F2978	NUT-----	2
	9F6445	NUT-----	4
17	1F748	NUT-----	5
		(Parts of 3S5668 Assem.)	

110734

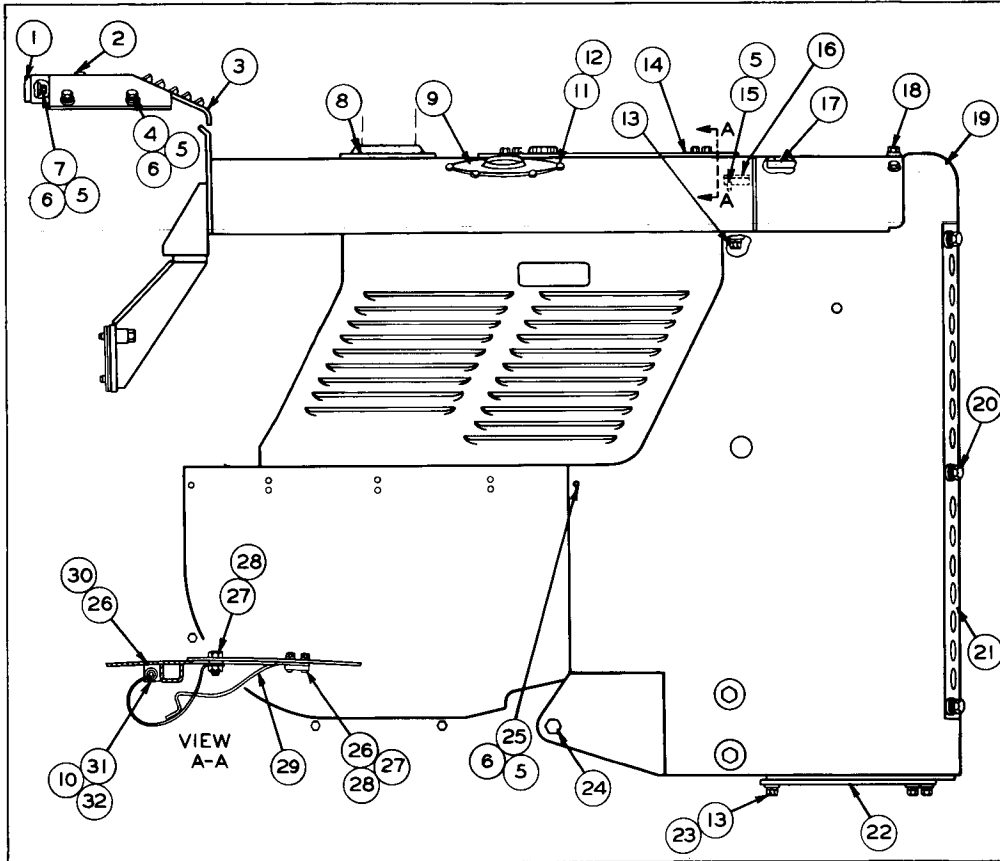
SEAT CUSHION AND FRAME—Part 1
 Serial No. 11K2997 and 11K3005—Up
 Note: 6D4709 Seat Belt is available

SEAT CUSHION AND FRAME—Part 2
 Serial No. 11K2997 and 11K3005—Up
 5S45 Seat parts are shown on Page 90A



REF. NO.	PART NUMBER	DESCRIPTION	QTY
1	5S45	SEAT ASSEM. ----- (See Separate Illustration)	1
2	S1621	BOLT-----	22
3	3B4508	LOCKWASHER-----	27
4	1S5217	LATCH ASSEM. -----	1
	9F6595	CATCH-----	1
5	9M5732	RIVET-----	2
	3S4108	PLATE ASSEM. ----- (Left Hand)-----	1
6	9F6596	HOOK-----	1
	4B4310	RIVET-----	2
7	S509	BOLT-----	6
	3B4506	LOCKWASHER-----	6
8	1P976	BOX ASSEM. -----	1
	9F2978	NUT-----	3
9	1F748	NUT-----	10
	3S4096	PLATE-----	1
10	3S6057	GUARD ASSEM. -----	1
	9F2978	NUT-----	2
11	9F6445	NUT-----	4
	5H1592	BEARING-----	2
12	4B897	PLATE-----	2
	1F748	NUT-----	10
13	6H1717	BOLT-----	3
	8S4547	PLATE ASSEM. -----	1
14	9F2978	NUT-----	2
	1F748	NUT-----	3
15	3B3427	BOX ASSEM. -----	1
	4B4278	WASHER-----	2
16	4B4280	WASHER-----	2
	S1595	BOLT-----	4

110735

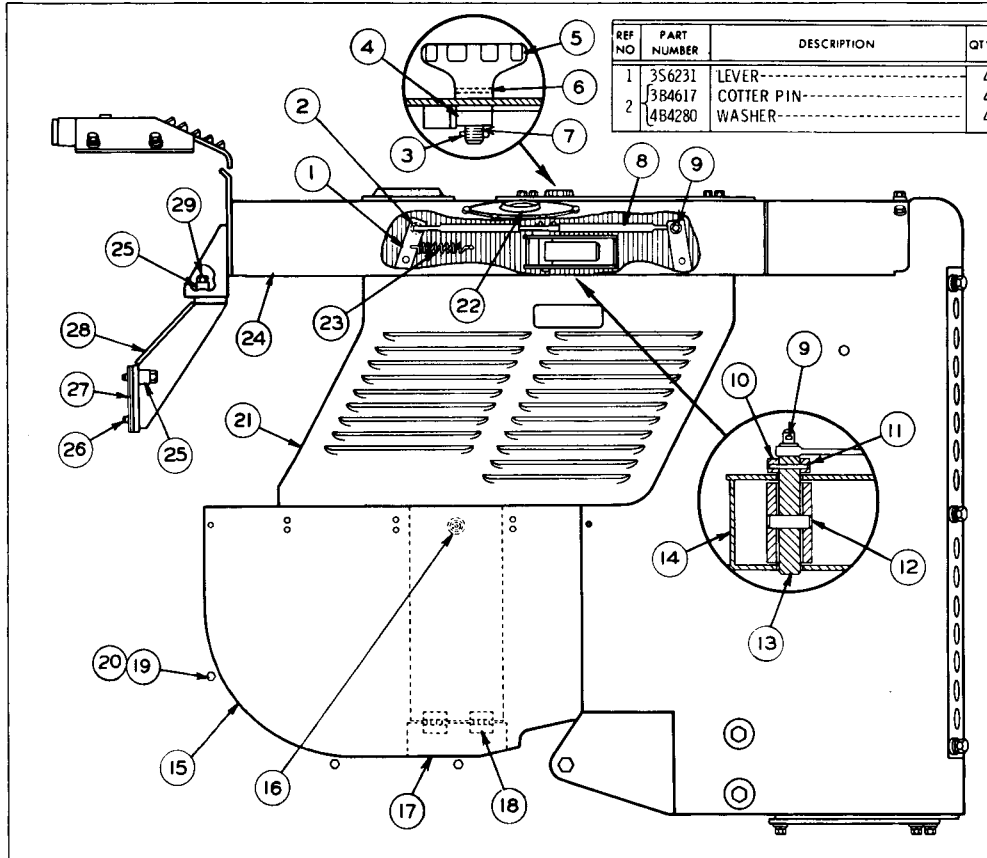


REF. NO.	PART NUMBER	DESCRIPTION	QTY.
1	3S5250	SUPPORT ASSEM.-----	1
2	1L6377	BUTTON-----	1
3	3S4996	SHROUD-----	1
4	S-509	BOLT-----	4
5	3B4506	LOCKWASHER-----	14
6	4B4278	WASHER-----	10
7	S-1588	BOLT-----	2
8	8S2572	GROMMET-----	1
9	3S5570	RETAINER-----	1
10	4B4277	WASHER-----	2
11	4B4274	WASHER-----	6
12	9M5732	RIVET-----	6
13	S-1595	BOLT-----	13
	3B4508	LOCKWASHER-----	13
14	3S5733	DOOR ASSEM.-----	1
15	L-1351	BOLT-----	4
16	4L6784	COVER-----	1
17	3S3489	GROMMET-----	1
18	3322-A	BOLT-----	4
	2M849	WASHER-----	4
19	8S4467	GUARD ASSEM.-----	1
	S-1592	BOLT-----	6
20	3B4510	LOCKWASHER-----	6
	4B4281	WASHER-----	6
21	3S3702	PLATE-----	1
22	3S3683	PLATE-----	1
23	4B4280	WASHER-----	11
	3S7837	BOLT-----	6
24	1B4208	NUT-----	6
	3B4514	LOCKWASHER-----	6
25	T-102	BOLT-----	4
26	3S5735	LUG-----	3
27	2A762	BOLT-----	6
28	3B4504	LOCKWASHER-----	6
29	7S7670	SUPPORT-----	1
30	3S5734	HINGE-----	2
31	3S5736	PIN-----	1
32	3B4607	COTTER PIN-----	2

101889

HOOD AND GUARD—Part 1
 Serial No. 11K1 to 11K252 inclusive
 Refer also to Page 130 for special parts

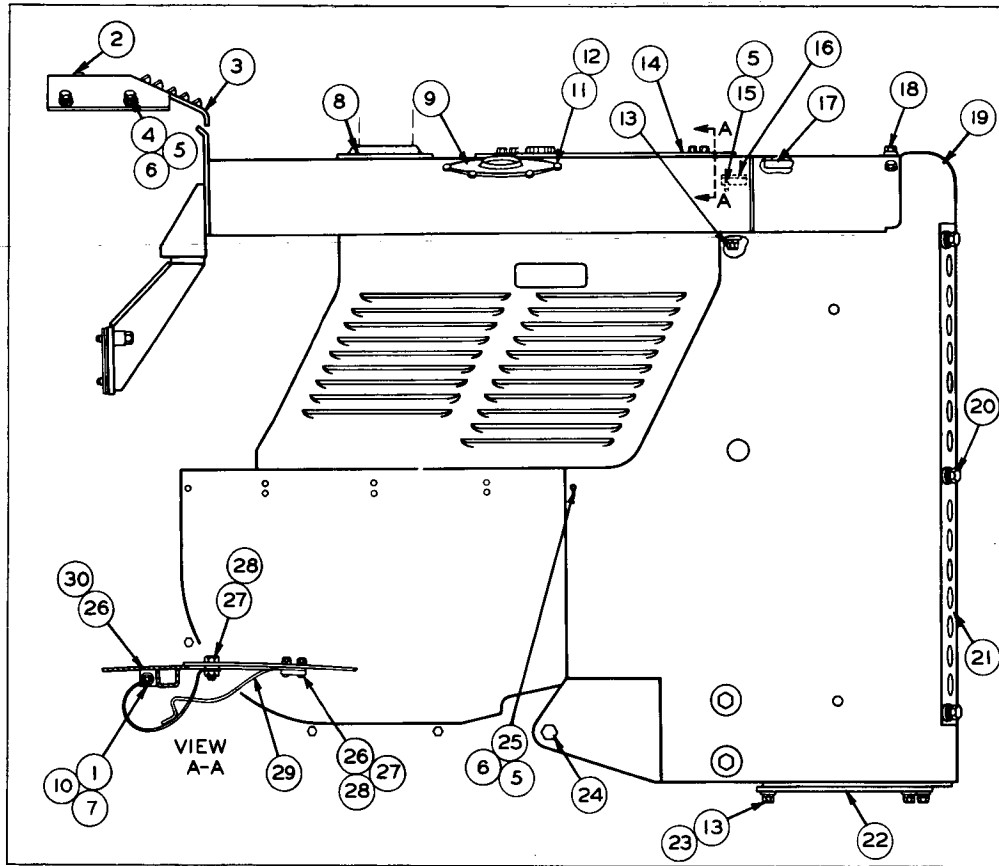
HOOD AND GUARD—Part 2
 Serial No. 11K1 to 11K252 inclusive



REF NO	PART NUMBER	DESCRIPTION	QTY
1	356231	LEVER-----	4
2	384617	COTTER PIN-----	4
	484280	WASHER-----	4

REF NO	PART NUMBER	DESCRIPTION	QTY
3	4H1641	PIN-----	1
4	752046	BLOCK ASSEM.-----	1
5	752043	KNOB ASSEM.-----	1
6	3H6660	PIN-----	1
7	752042	STUD----- (Parts of 752043 Knob Assem.)	1
8	455134	ROD ASSEM.-----	4
9	384607	COTTER PIN-----	8
	484276	WASHER-----	8
10	356246	PLATE ASSEM.-----	2
11	9F7882	PIN-----	2
12	8H3692	PIN-----	2
13	356243	PIN-----	2
14	356244	HANDLE ASSEM.-----	2
15	857982	PLATE ASSEM.-----(Right Hand)	1
	853072	PLATE ASSEM.-----(Left Hand)	1
	5 1621	BOLT-----	1
	384508	LOCKWASHER-----	1
16	484280	WASHER-----	1
	2M473	LUG-----	1
17	853077	PLATE ASSEM.----- (Parts of 853072 Plate Assem.)	1
18	982923	HINGE----- (Part of 853077 Plate Assem.)	2
19	5 1591	BOLT-----	6
20	384506	LOCKWASHER-----	6
21	356275	PLATE ASSEM.-----(Right Hand)	1
	356276	PLATE ASSEM.-----(Left Hand)	1
22	853048	COLLAR--(4.525" inside diameter)	1
23	1D1313	SPRING-----	2
24	355568	HOOD ASSEM.-----	1
	9F2978	NUT----- (Weld)	4
		(Part of 355568 Hood Assem.)	
25	753820	SPACER-----	12
26	2B947	BOLT-----	8
27	852938	SHIM-----	4
28	556618	SUPPORT ASSEM.-----	2
29	1A1460	BOLT-----	4

126391

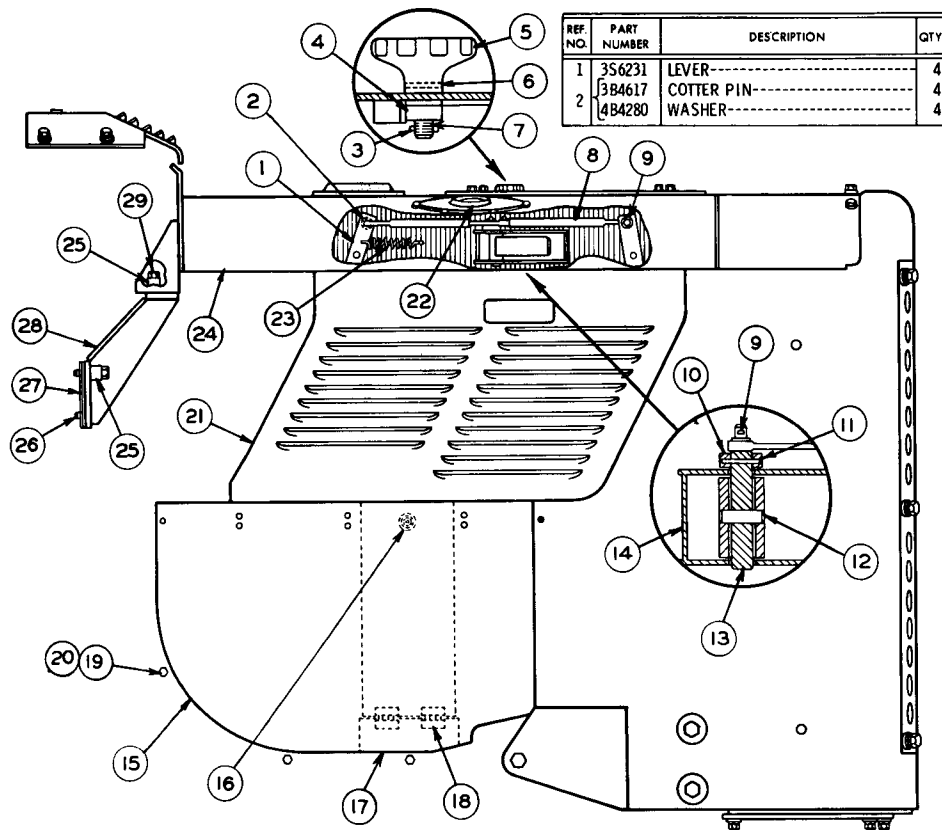


REF. NO.	PART NUMBER	DESCRIPTION	QTY
1	3S5736	PIN-----	1
2	1L6377	BUTTON-----	1
3	3S4996	SHROUD-----	1
4	S 509	BOLT-----	4
5	3B4506	LOCKWASHER-----	12
6	4B4278	WASHER-----	8
7	3B4607	COTTER PIN-----	2
8	8S2572	GROMMET-----	1
9	3S5570	RETAINER-----	1
10	4B4277	WASHER-----	2
11	4B4274	WASHER-----	6
12	9M5732	RIVET-----	6
13	S 1595	BOLT-----	13
	3B4508	LOCKWASHER-----	13
14	3S5733	DOOR ASSEM.-----	1
15	L 1351	BOLT-----	4
16	4L6784	COVER-----	1
17	3S3489	GROMMET-----	1
18	9S1366	BOLT-----	4
	2M849	WASHER-----	4
19	8S4467	GUARD ASSEM.-----	1
	S 1592	BOLT-----	6
20	3B4510	LOCKWASHER-----	6
	4B4281	WASHER-----	6
21	3S3702	PLATE-----	1
22	3S3683	PLATE-----	1
23	4B4280	WASHER-----	11
	3S7837	BOLT-----	6
24	1B4208	NUT-----	6
	3B4514	LOCKWASHER-----	6
25	T 102	BOLT-----	4
26	3S5735	LUG-----	3
27	2A762	BOLT-----	6
28	3B4504	LOCKWASHER-----	6
29	7S7670	SUPPORT-----	1
30	3S5734	HINGE-----	2

126628

HOOD AND GUARD—Part 1
 Serial No. 11K253 to 11K942 inclusive
 Refer also to Page 130 for special parts

HOOD AND GUARD—Part 2
 Serial No. 11K253 to 11K942 inclusive



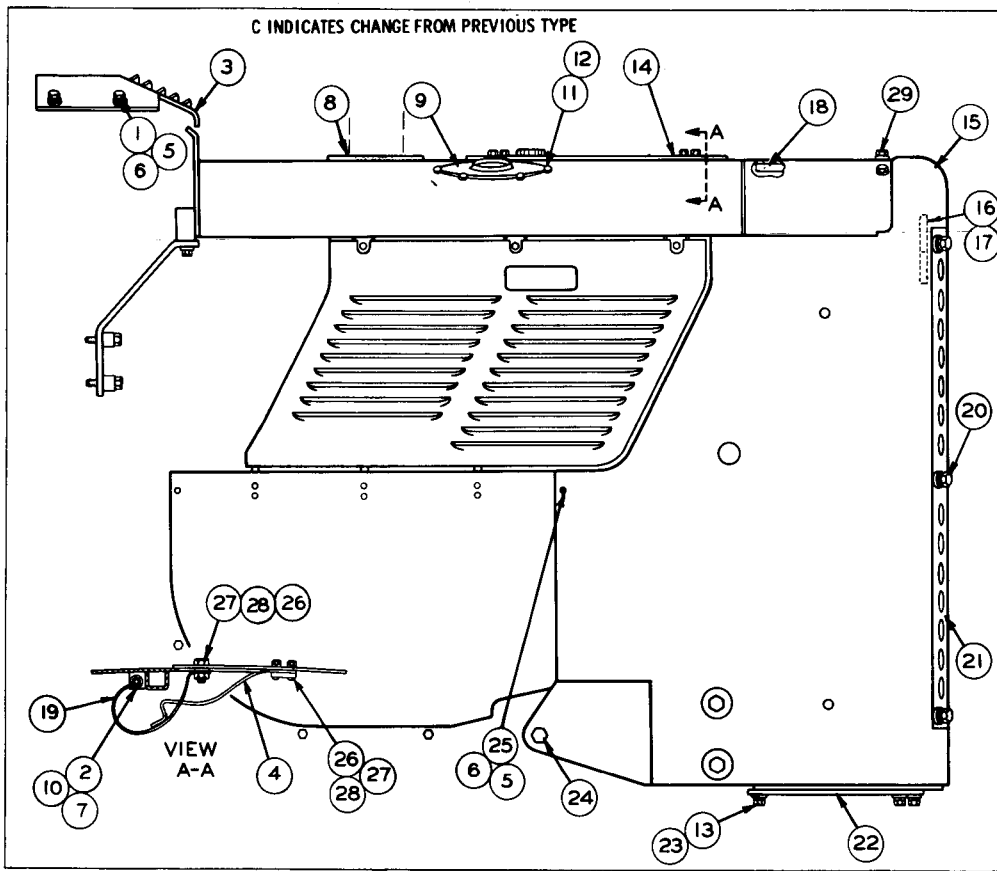
REF. NO.	PART NUMBER	DESCRIPTION	QTY.
1	3S6231	LEVER-----	4
2	3B4617	COTTER PIN-----	4
	4B4280	WASHER-----	4

REF. NO.	PART NUMBER	DESCRIPTION	QTY.
3	4H1641	PIN-----	1
4	7S2046	BLOCK ASSEM.-----	1
5	7S2043	KNOB ASSEM.-----	1
6	3H6660	{PIN-----	1
7	7S2042	{STUD-----	1
		(Parts of 7S2043 Knob Assem.)	
8	4S5134	ROD ASSEM.-----	4
	3B4607	COTTER PIN-----	8
9	4B4276	WASHER-----	8
10	3S6246	PLATE ASSEM.-----	2
11	9F7882	PIN-----	2
12	8H3692	PIN-----	2
13	3S6243	PIN-----	2
14	3S6244	HANDLE ASSEM.-----	2
	8S7982	PLATE ASSEM.-----(Right Hand)-----	1
15	8S3072	PLATE ASSEM.-----(Left Hand)-----	1
	S 1621	{BOLT-----	1
	3B4508	{LOCKWASHER-----	1
16	4B4280	{WASHER-----	1
	2M473	{LUG-----	1
17	8S3077	{PLATE ASSEM.-----	1
		(Parts of 8S3072 Plate Assem.)	
18	9B2923	HINGE-----	2
		(Part of 8S3077 Plate Assem.)	
19	S 1591	BOLT-----	6
20	3B4506	LOCKWASHER-----	6
	3S6275	PLATE ASSEM.-----(Right Hand)-----	1
21	3S6276	PLATE ASSEM.-----(Left Hand)-----	1
22	8S3048	COLLAR--(4.525" inside diameter)-----	1
23	1D1313	SPRING-----	2
	3S5568	HOOD ASSEM.-----	1
24	9F2978	NUT----- (Weld)-----	4
		(Part of 3S5568 Hood Assem.)	
25	7S3820	SPACER-----	12
26	2B947	BOLT-----	8
27	8S2938	SHIM-----	4
28	5S6618	SUPPORT ASSEM.-----	2
29	1A1460	BOLT-----	4

126392

TRANSMISSION AND CHASSIS

92C

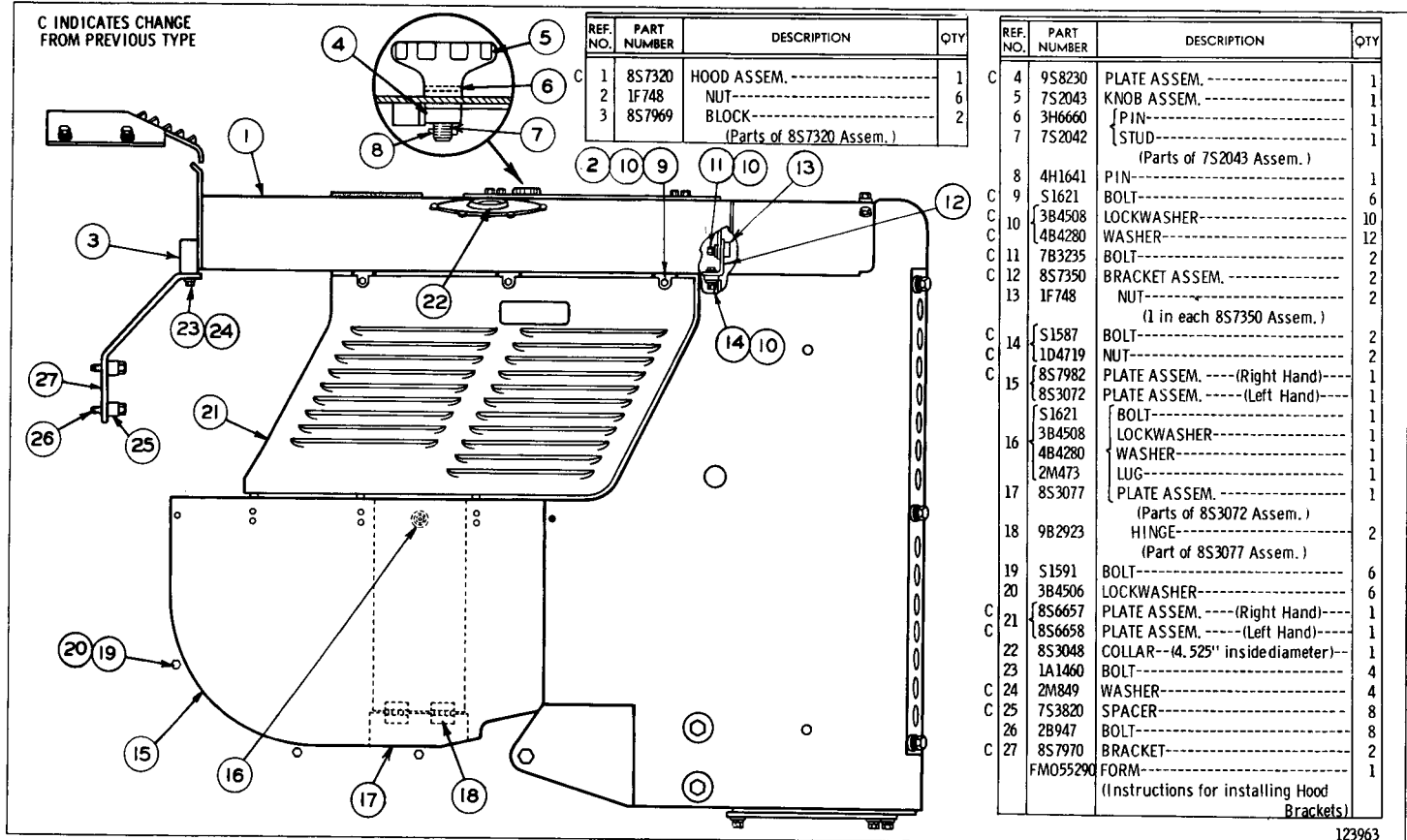


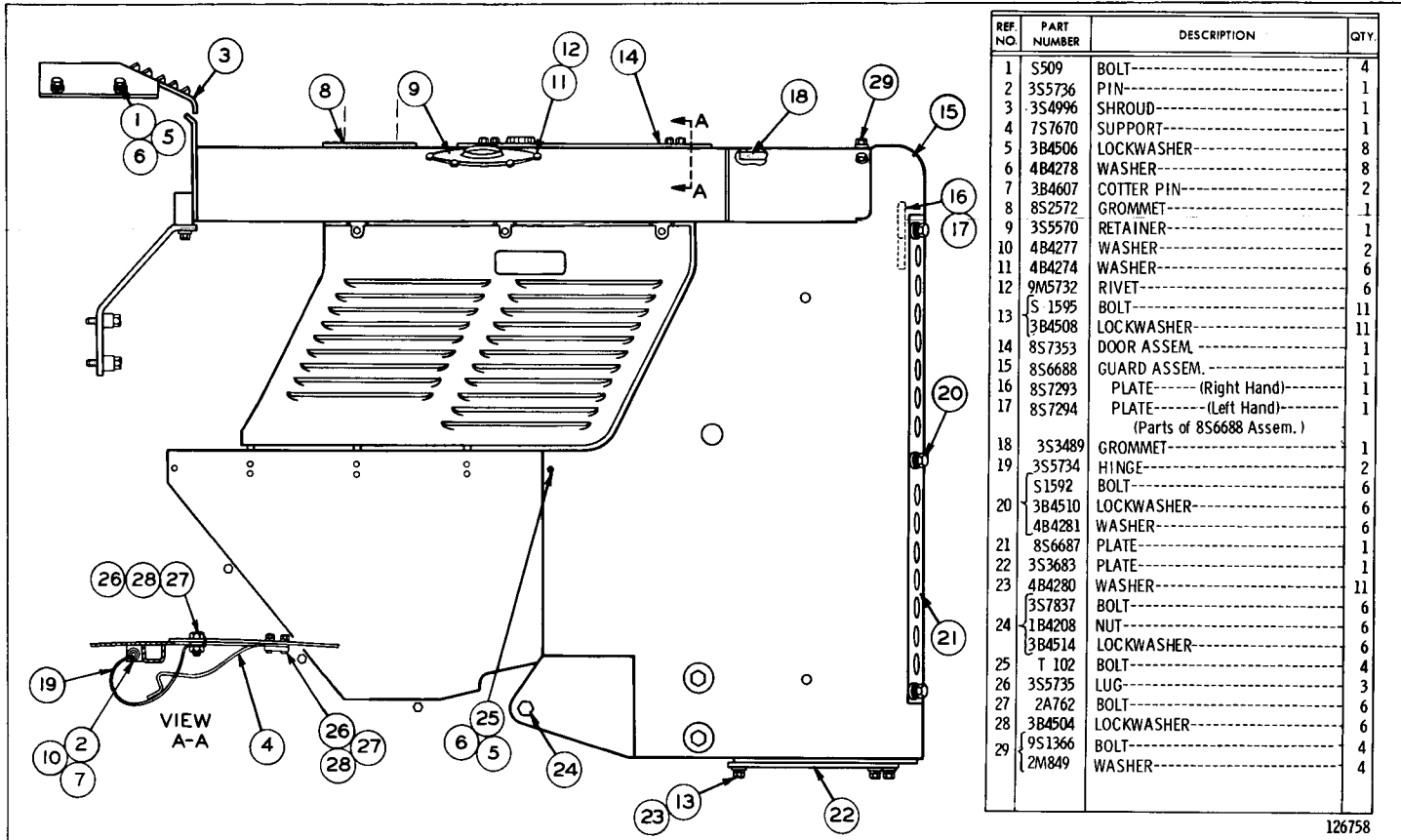
REF NO.	PART NUMBER	DESCRIPTION	QTY
1	5509	BOLT-----	4
2	3S5736	PIN-----	1
3	3S4996	SHROUD-----	1
4	7S7670	SUPPORT-----	1
5	3B4506	LOCKWASHER-----	8
6	4B4278	WASHER-----	8
7	3B4607	COTTER PIN-----	2
8	8S2572	GROMMET-----	1
9	3S5570	RETAINER-----	1
10	4B4277	WASHER-----	2
11	4B4274	WASHER-----	6
12	9M5732	RIVET-----	6
13	S 1595	BOLT-----	11
13	3B4508	LOCKWASHER-----	11
14	8S7353	DOOR ASSEM-----	1
15	8S6688	GUARD ASSEM-----	1
16	8S7293	PLATE----- (Right Hand)	1
17	8S7294	PLATE----- (Left Hand)	1
		(Parts of 8S6688 Assem.)	
18	3S3489	GROMMET-----	1
19	3S5734	HINGE-----	2
	S1592	BOLT-----	6
20	3B4510	LOCKWASHER-----	6
	4B4281	WASHER-----	6
21	8S6687	PLATE-----	1
22	3S3683	PLATE-----	1
23	4B4280	WASHER-----	11
	3S7837	BOLT-----	6
24	1B4208	NUT-----	6
	3B4514	LOCKWASHER-----	6
25	T 102	BOLT-----	4
26	3S5735	LUG-----	3
27	2A762	BOLT-----	6
28	3B4504	LOCKWASHER-----	6
29	9S1366	BOLT-----	4
	2M849	WASHER-----	4

123962

HOOD AND GUARD-Part 1
 Serial No. 11K943 to 11K1917 inclusive
 Refer also to Page 130 for special parts

HOOD AND GUARD—Part 2
 Serial No. 11K943 to 11K1917 inclusive



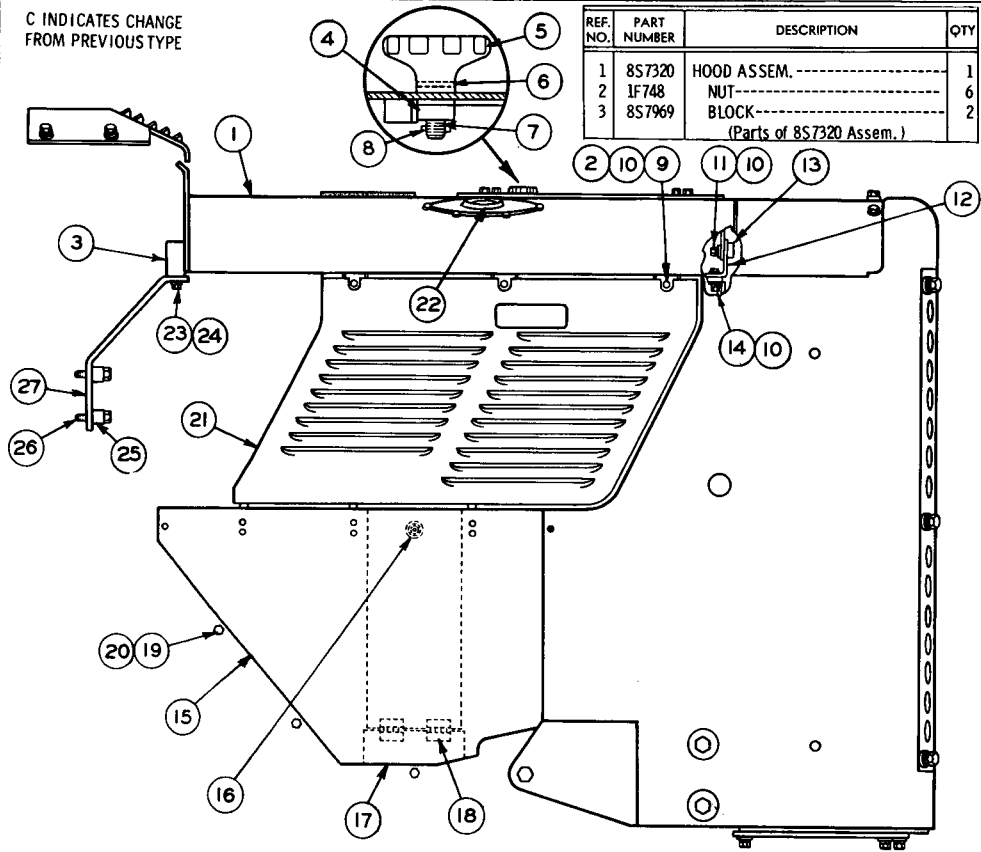


126758

HOOD AND GUARD—Part 1
 Serial No. 11K1918 to 11K2363 inclusive
 Refer also to Page 130 for special parts

HOOD AND GUARD-Part 2
 Serial No. 11K1918 to 11K2363 inclusive

C INDICATES CHANGE
 FROM PREVIOUS TYPE



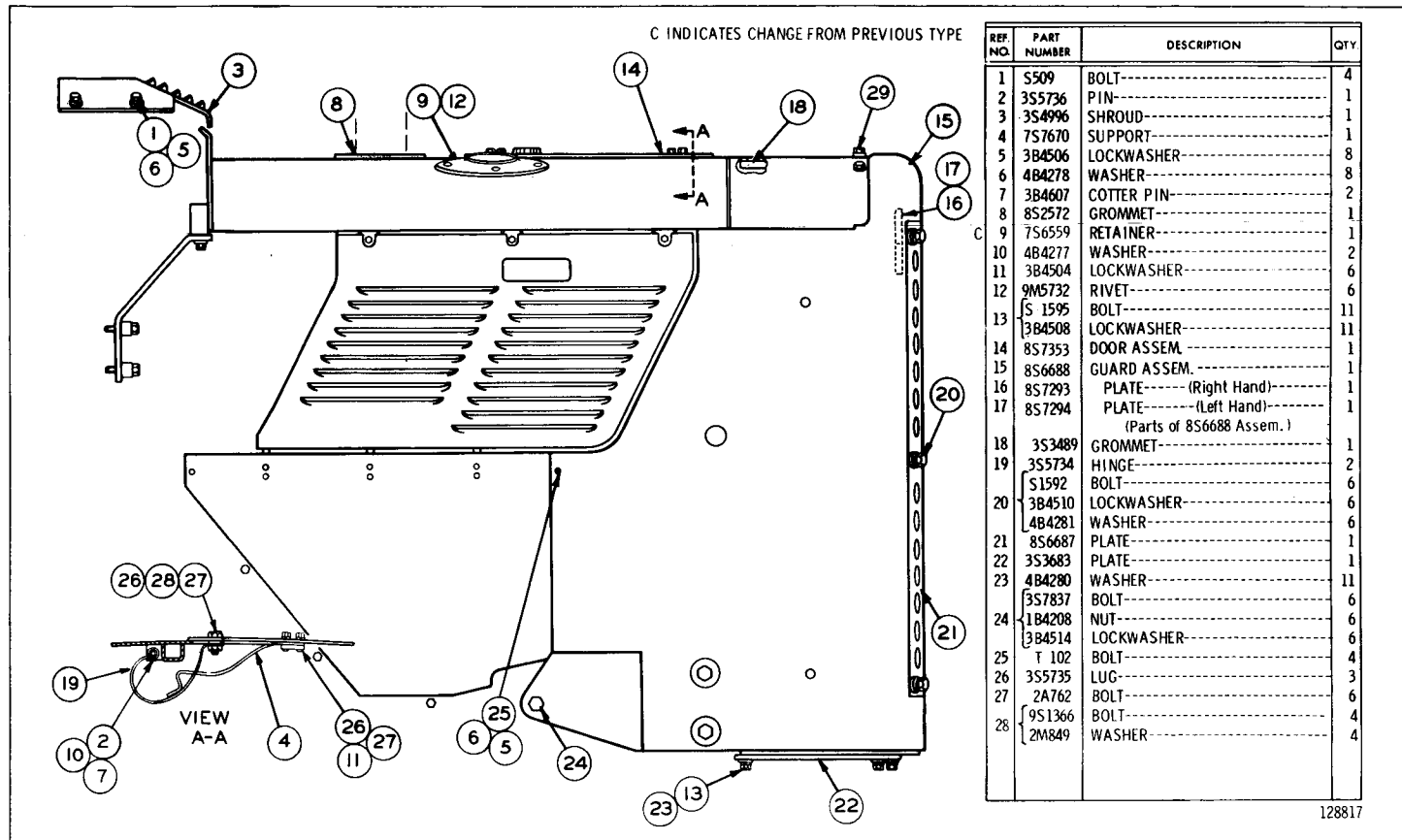
REF. NO.	PART NUMBER	DESCRIPTION	QTY
1	8S7320	HOOD ASSEM.-----	1
2	1F748	NUT-----	6
3	8S7969	BLOCK-----	2
(Parts of 8S7320 Assem.)			

REF. NO.	PART NUMBER	DESCRIPTION	QTY
4	9S8230	PLATE ASSEM.-----	1
5	7S2043	KNOB ASSEM.-----	1
6	3H6660	{ PIN-----	1
7	7S2042	{ STUD-----	1
(Parts of 7S2043 Assem.)			
8	4H1641	PIN-----	1
9	S1621	BOLT-----	6
10	3B4508	LOCKWASHER-----	10
	4B4280	WASHER-----	12
11	7B3235	BOLT-----	2
12	8S7350	BRACKET ASSEM.-----	2
13	1F748	NUT-----	2
(1 in each 8S7350 Assem.)			
14	{ S1587	BOLT-----	2
	{ 1D4719	NUT-----	2
15	9S8209	PLATE ASSEM.-----(Right Hand)---	1
	9S8210	PLATE ASSEM.-----(Left Hand)---	1
	{ S1621	BOLT-----	1
16	{ 3B4508	LOCKWASHER-----	1
	{ 4B4280	WASHER-----	1
	{ 2M473	LUG-----	1
17	8S3077	PLATE ASSEM.-----	1
(Parts of 9S8210 Assem.)			
18	9B2923	HINGE-----	2
(Part of 8S3077 Assem.)			
19	S1591	BOLT-----	6
20	3B4506	LOCKWASHER-----	6
21	{ 8S6657	PLATE ASSEM.-----(Right Hand)---	1
	{ 8S6658	PLATE ASSEM.-----(Left Hand)---	1
22	8S3048	COLLAR--(4.525" inside diameter)--	1
23	1A1460	BOLT-----	4
24	2M849	WASHER-----	4
25	7S3820	SPACER-----	8
26	2B947	BOLT-----	8
27	8S7970	BRACKET-----	2
	FMO55290	FORM-----	1
(Instructions for installing Hood Brackets)			

C

TRANSMISSION AND CHASSIS

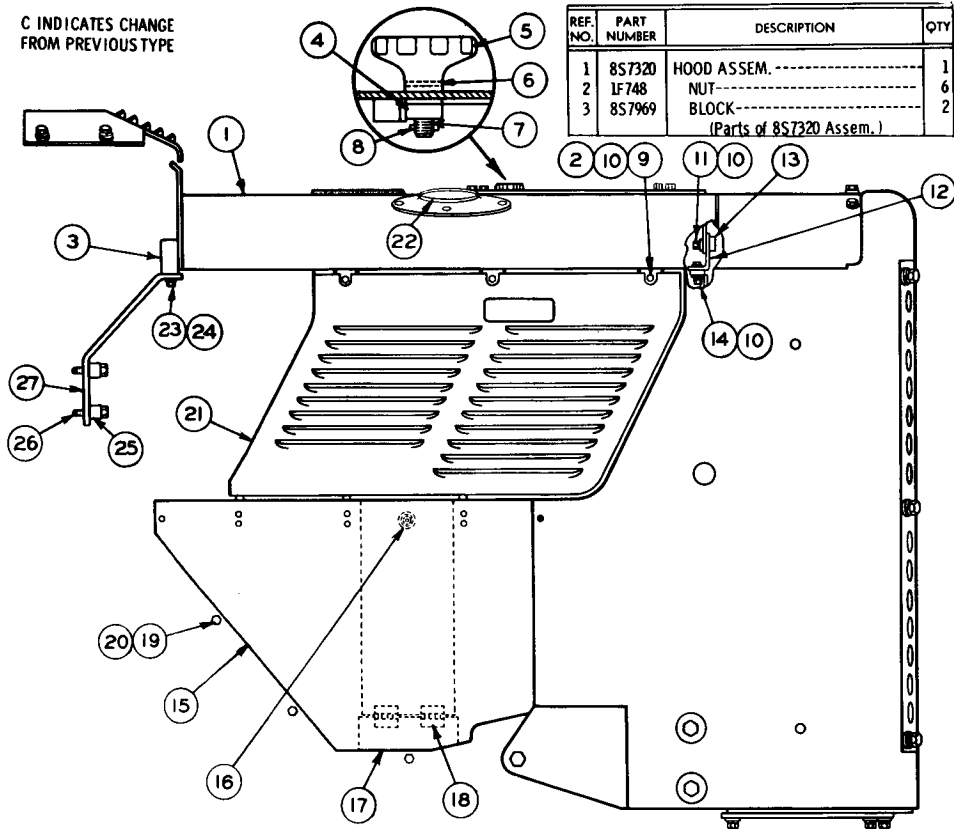
926



HOOD AND GUARD (3S2030 N/S)—Part 1
 Serial No. 11K2364 to 11K3219 inclusive
 Refer also to Page 130 for special parts

HOOD AND GUARD (3S2030 N/S)—Part 2
 Serial No. 11K2364 to 11K3219 inclusive

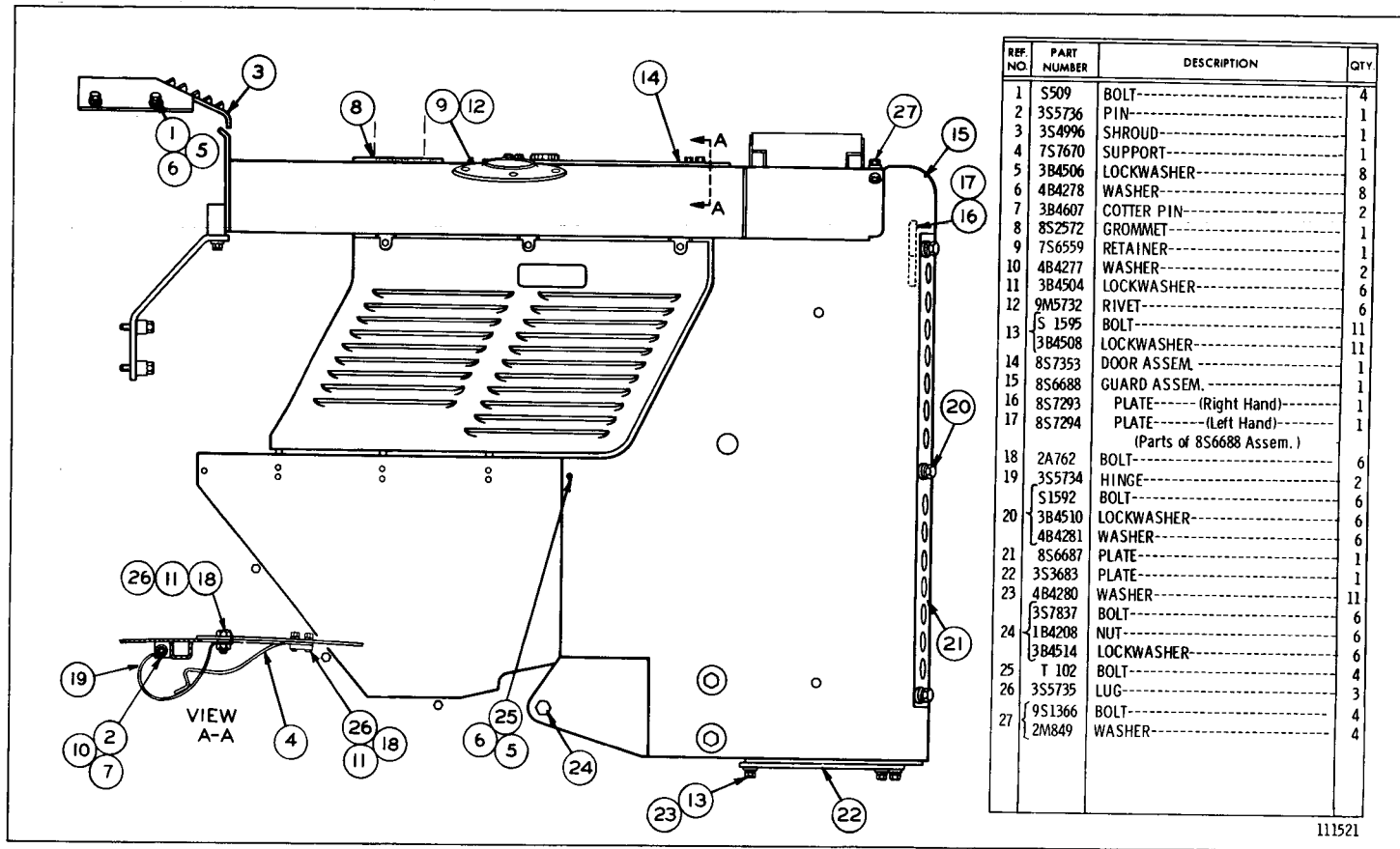
C INDICATES CHANGE
 FROM PREVIOUS TYPE



REF. NO.	PART NUMBER	DESCRIPTION	QTY
1	8S7320	HOOD ASSEM.-----	1
2	1F748	NUT-----	6
3	8S7969	BLOCK----- (Parts of 8S7320 Assem.)	2

REF. NO.	PART NUMBER	DESCRIPTION	QTY
4	9S8230	PLATE ASSEM.-----	1
5	7S2043	KNOB ASSEM.-----	1
6	3B6660	PIN-----	1
7	7S2042	STUD----- (Parts of 7S2043 Assem.)	1
8	4H1641	PIN-----	1
9	S1621	BOLT-----	6
10	3B4508	LOCKWASHER-----	10
10	4B4280	WASHER-----	12
11	7B3235	BOLT-----	2
12	8S7350	BRACKET ASSEM.-----	2
13	1F748	NUT----- (1 in each 8S7350 Assem.)	2
14	S1587	BOLT-----	2
14	1D4719	NUT-----	2
15	9S8209	PLATE ASSEM.-----(Right Hand)---	1
15	9S8210	PLATE ASSEM.-----(Left Hand)---	1
16	S1621	BOLT-----	1
16	3B4508	LOCKWASHER-----	1
16	4B4280	WASHER-----	1
16	2M473	LUG-----	1
17	8S3077	PLATE ASSEM.----- (Parts of 9S8210 Assem.)	1
18	9B2923	HINGE----- (Part of 8S3077 Assem.)	2
19	S1591	BOLT-----	6
20	3B4506	LOCKWASHER-----	6
21	8S6657	PLATE ASSEM.-----(Right Hand)---	1
21	8S6658	PLATE ASSEM.-----(Left Hand)---	1
22	9S5659	COLLAR-----	1
23	1A1460	BOLT-----	4
24	2M849	WASHER-----	4
25	7S3820	SPACER-----	8
26	2B947	BOLT-----	8
27	8S7970	BRACKET-----	2
27	FMO55290	FORM----- (Instructions for installing Hood Brackets)	1

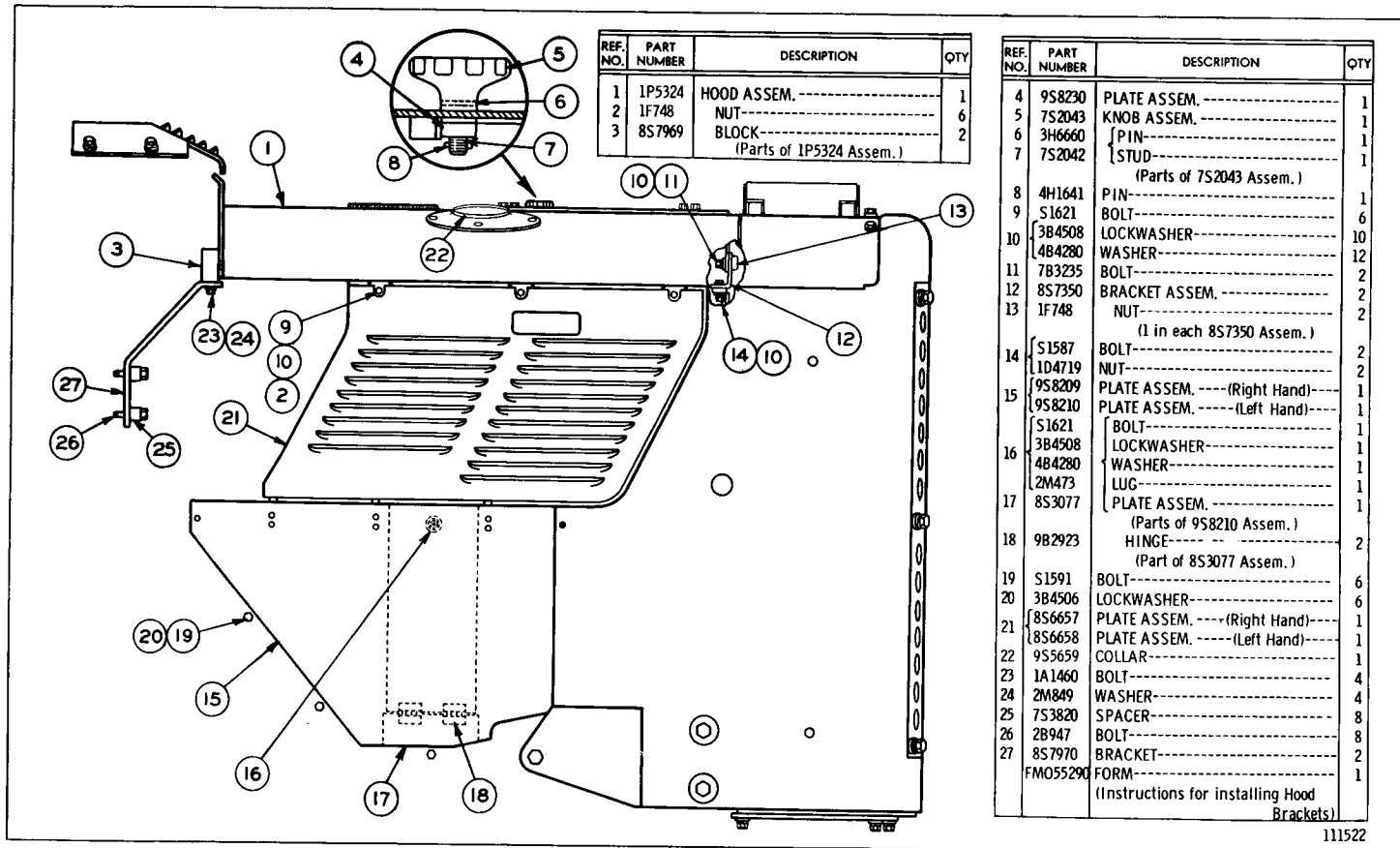
128818



111521

HOOD AND GUARD (3S2030 N/S)---Part 1
 Serial No. 11K3220 to 11K3322 inclusive. Refer also to Page 130
 for special parts

HOOD AND GUARD (3S2030 N/S)—Part 2
Serial No. 11K3220 to 11K3322 inclusive

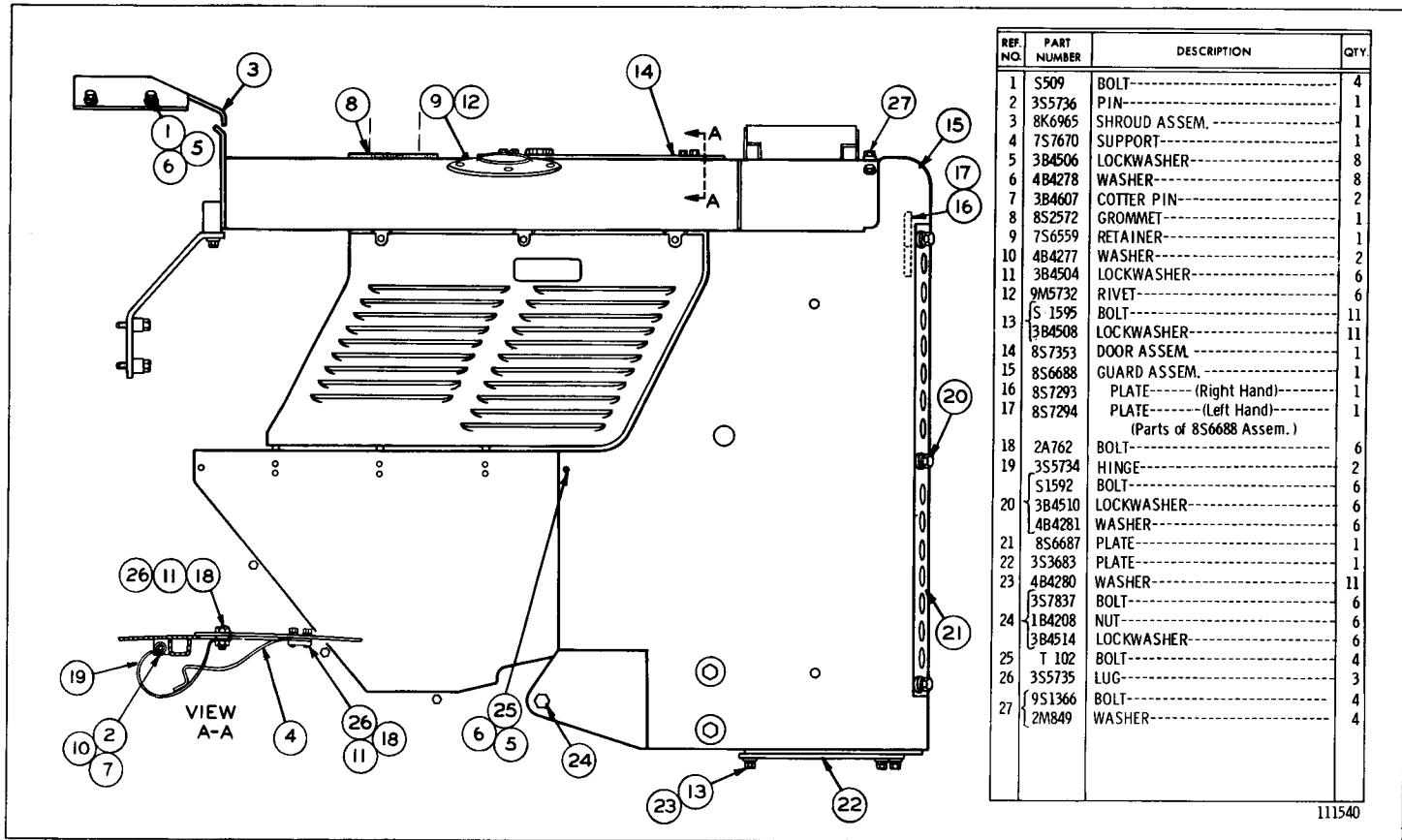


REF. NO.	PART NUMBER	DESCRIPTION	QTY
1	1P5324	HOOD ASSEM.	1
2	1F748	NUT	6
3	8S7969	BLOCK	2
(Parts of 1P5324 Assem.)			

REF. NO.	PART NUMBER	DESCRIPTION	QTY
4	9S8230	PLATE ASSEM.	1
5	7S2043	KNOB ASSEM.	1
6	3H6660	{ PIN	1
7	7S2042	{ STUD	1
(Parts of 7S2043 Assem.)			
8	4H1641	PIN	1
9	S1621	BOLT	6
10	3B4508	LOCKWASHER	10
	4B4280	WASHER	12
11	7B3235	BOLT	2
12	8S7350	BRACKET ASSEM.	2
13	1F748	NUT	2
(1 in each 8S7350 Assem.)			
14	S1587	BOLT	2
	1D4719	NUT	2
15	9S8209	PLATE ASSEM. (Right Hand)	1
	9S8210	PLATE ASSEM. (Left Hand)	1
	S1621	{ BOLT	1
16	3B4508	{ LOCKWASHER	1
	4B4280	{ WASHER	1
	2M473	{ LUG	1
17	8S3077	{ PLATE ASSEM.	1
(Parts of 9S8210 Assem.)			
18	9B2923	HINGE	2
(Part of 8S3077 Assem.)			
19	S1591	BOLT	6
20	3B4506	LOCKWASHER	6
21	8S6657	PLATE ASSEM. (Right Hand)	1
	8S6658	PLATE ASSEM. (Left Hand)	1
22	9S5659	COLLAR	1
23	1A1460	BOLT	4
24	2M849	WASHER	4
25	7S3820	SPACER	8
26	2B947	BOLT	8
27	8S7970	BRACKET	2
	FMO55290	FORM	1
(Instructions for installing Hood Brackets)			

TRANSMISSION AND CHASSIS

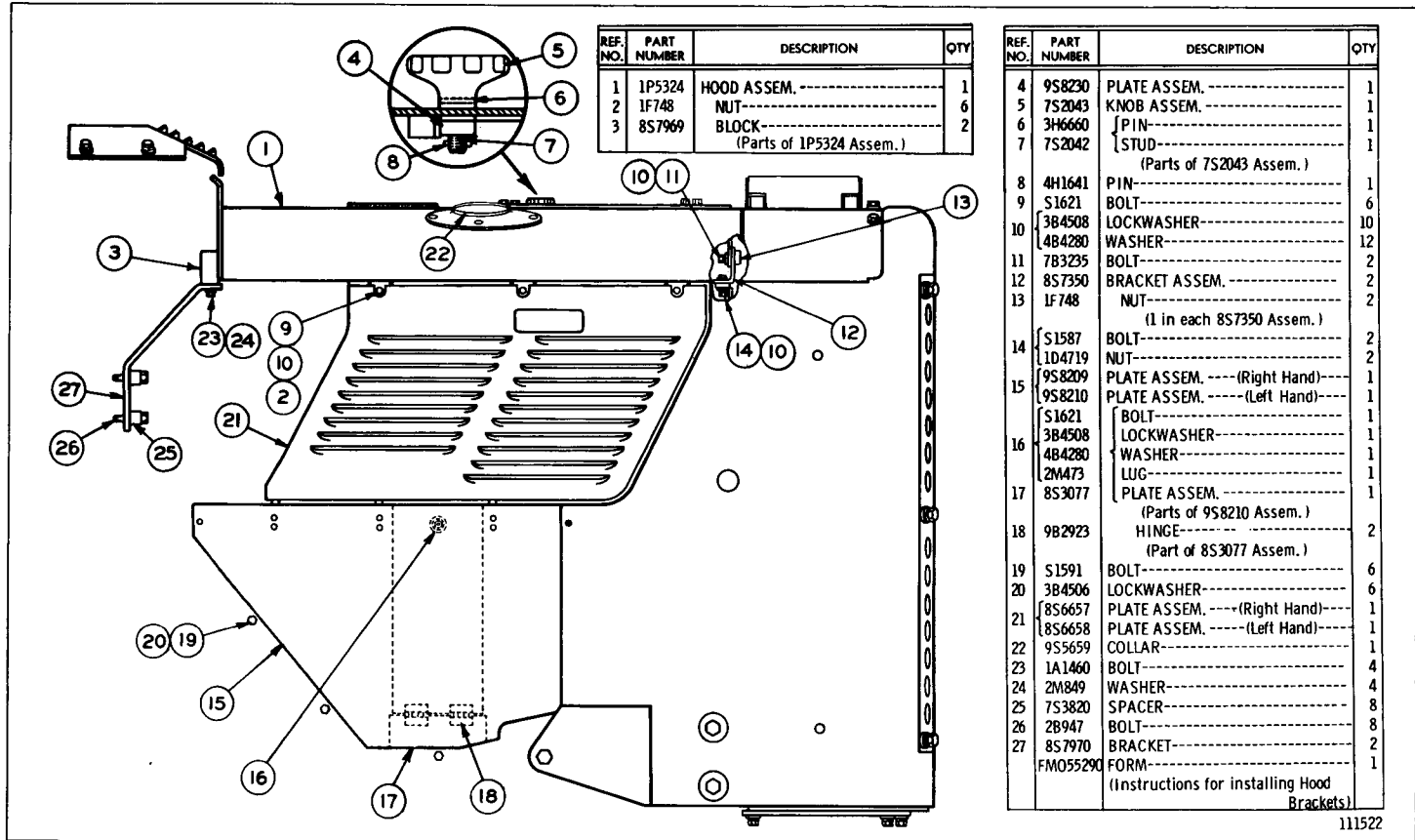
92L



111540

HOOD AND GUARD (3S2030 N/S)—Part 1
 Effective with Serial No. 11K3323, Refer also to Page 130
 for special parts

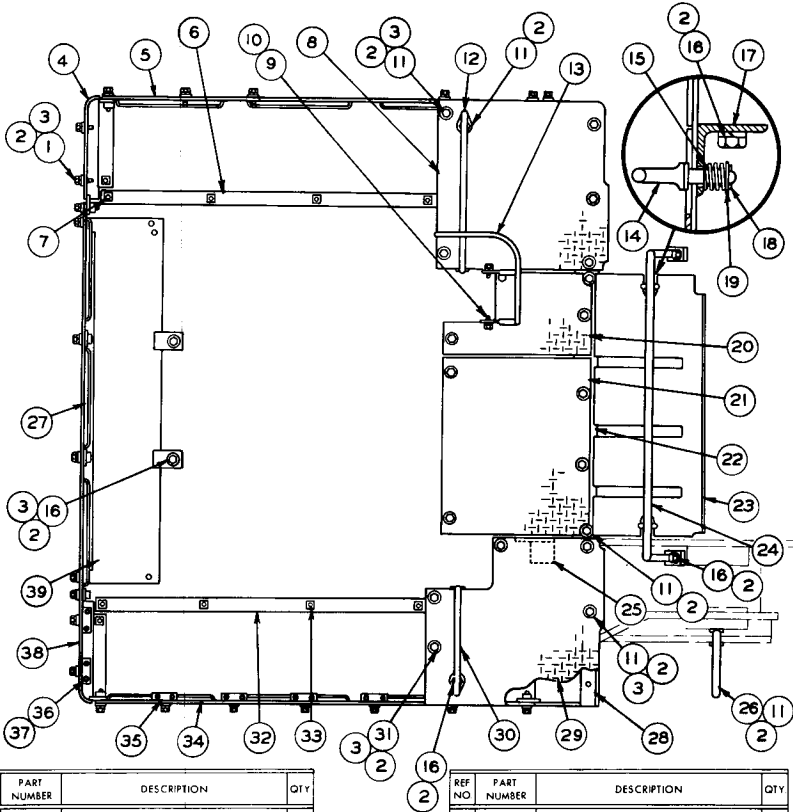
HOOD AND GUARD (3S2030 N/S)—Part 2
Effective with Serial No. 11K3323



REF. NO.	PART NUMBER	DESCRIPTION	QTY
1	1P5324	HOOD ASSEM.-----	1
2	1F748	NUT-----	6
3	8S7969	BLOCK----- (Parts of 1P5324 Assem.)	2

REF. NO.	PART NUMBER	DESCRIPTION	QTY
4	9S8230	PLATE ASSEM.-----	1
5	7S2043	KNOB ASSEM.-----	1
6	3H6660	PIN-----	1
7	7S2042	STUD----- (Parts of 7S2043 Assem.)	1
8	4H1641	PIN-----	1
9	S1621	BOLT-----	6
10	3B4508	LOCKWASHER-----	10
	4B4280	WASHER-----	12
11	7B3235	BOLT-----	2
12	8S7350	BRACKET ASSEM.-----	2
13	1F748	NUT----- (1 in each 8S7350 Assem.)	2
14	S1587	BOLT-----	2
	104719	NUT-----	2
15	9S8209	PLATE ASSEM. -----(Right Hand)---	1
	9S8210	PLATE ASSEM. -----(Left Hand)---	1
	S1621	BOLT-----	1
16	3B4508	LOCKWASHER-----	1
	4B4280	WASHER-----	1
	2M473	LUG-----	1
17	8S3077	PLATE ASSEM.----- (Parts of 9S8210 Assem.)	1
18	9B2923	HINGE----- (Part of 8S3077 Assem.)	2
19	S1591	BOLT-----	6
20	3B4506	LOCKWASHER-----	6
	8S6657	PLATE ASSEM. -----(Right Hand)---	1
21	8S6658	PLATE ASSEM. -----(Left Hand)---	1
22	9S5659	COLLAR-----	1
23	1A1460	BOLT-----	4
24	2M849	WASHER-----	4
25	7S3820	SPACER-----	8
26	2B947	BOLT-----	8
27	8S7970	BRACKET-----	2
	FMO55290	FORM----- (Instructions for installing Hood Brackets)	1

111522

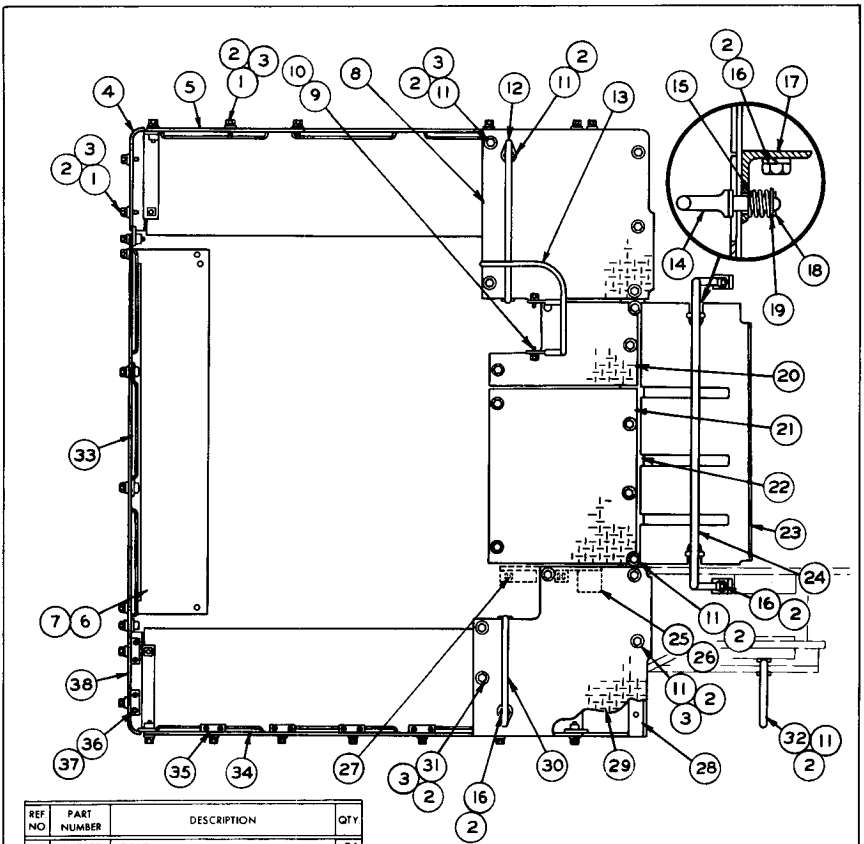


REF NO.	PART NUMBER	DESCRIPTION	QTY
1	2H3855	BOLT-----	62
2	3B4508	LOCKWASHER-----	106
3	4B4280	WASHER-----	88
4	3S3936	GUARD ASSEM. ---(Left Hand)---	1
	1F748	NUT----- (Weld)	5
		(Part of 3S3936 Guard Assem.)	
5	3S5676	GUARD ASSEM. --- (Left Hand)---	1
6	3S5664	GUARD ASSEM. --- (Left Hand)---	1
7	1F748	NUT----- (Weld)	5
		(Part of 3S5664 Guard Assem.)	
8	3S5670	PLATE ASSEM. --- (Left Hand)---	1
	1F748	NUT----- (Weld)	1
		(Part of 3S5670 Plate Assem.)	
9	S-509	BOLT-----	3
10	3B4506	LOCKWASHER-----	3
11	S-1621	BOLT-----	31
12	3S6103	GRAB IRON-----	1
13	4S9027	GUARD ASSEM.-----	1
14	9B1783	FASTENER-----	2
15	4B7033	SPRING-----	2
16	6H1717	BOLT-----	12
	3S5391	ANGLE ASSEM.-----	2
	1F748	NUT-----	4
		(2 in each 3S5391 Angle Assem.)	
18	3B4623	COTTER PIN-----	2
19	4B4278	WASHER-----	2
20	3S5380	PLATE-----	1
21	3S5388	PLATE-----	1
22	3S5385	PLATE ASSEM.-----	1
	1F748	NUT-----	5
		(Part of 3S5385 Plate Assem.)	
23	3S5386	PLATE ASSEM.-----	1

REF NO.	PART NUMBER	DESCRIPTION	QTY
24	5S8380	GRAB IRON ASSEM.-----	1
25	3S7883	PLATE----- (Right Hand)---	1
	3S7884	PLATE----- (Left Hand)---	1
26	3S6074	GRAB IRON-----	2
27	3S3930	GUARD ASSEM.-----	1
	3S5211	GUARD ASSEM. --- (Right Hand)---	1
	1F748	NUT----- (Weld)	4
	9F2978	NUT----- (Weld)	2
		(Parts of 3S5211 Guard Assem.)	
28	3S5212	GUARD ASSEM. --- (Left Hand)---	1
	1F748	NUT----- (Weld)	4
	9F6445	NUT----- (Weld)	4
		(Parts of 3S5212 Guard Assem.)	
29	3S5669	PLATE ASSEM. --- (Right Hand)---	1
	1F748	NUT----- (Weld)	4
		(Part of 3S5669 Plate Assem.)	
30	3S6073	GRAB IRON-----	1
31	L-1329	BOLT-----	1
32	3S5663	GUARD ASSEM.-----	1
	1F748	NUT----- (Weld)	5
		(Part of 3S5663 Guard Assem.)	
34	3S5675	GUARD----- (Right Hand)---	1
35	3S4584	BLOCK-----	6
36	1D4707	BOLT-----	12
37	3B4507	LOCKWASHER-----	12
	3S3935	GUARD ASSEM. --- (Right Hand)---	1
	1F748	NUT-----	5
		(Part of 3S3935 Guard Assem.)	
39	3S3933	GUARD ASSEM.-----	1
	1F748	NUT-----	4
		(Part of 3S3933 Guard Assem.)	

101707

FLOOR PLATES, GUARDS AND GRAB IRONS--Top View
Serial No. 11K1 to 11K2996 & 11K2998 to 11K3004 inclusive

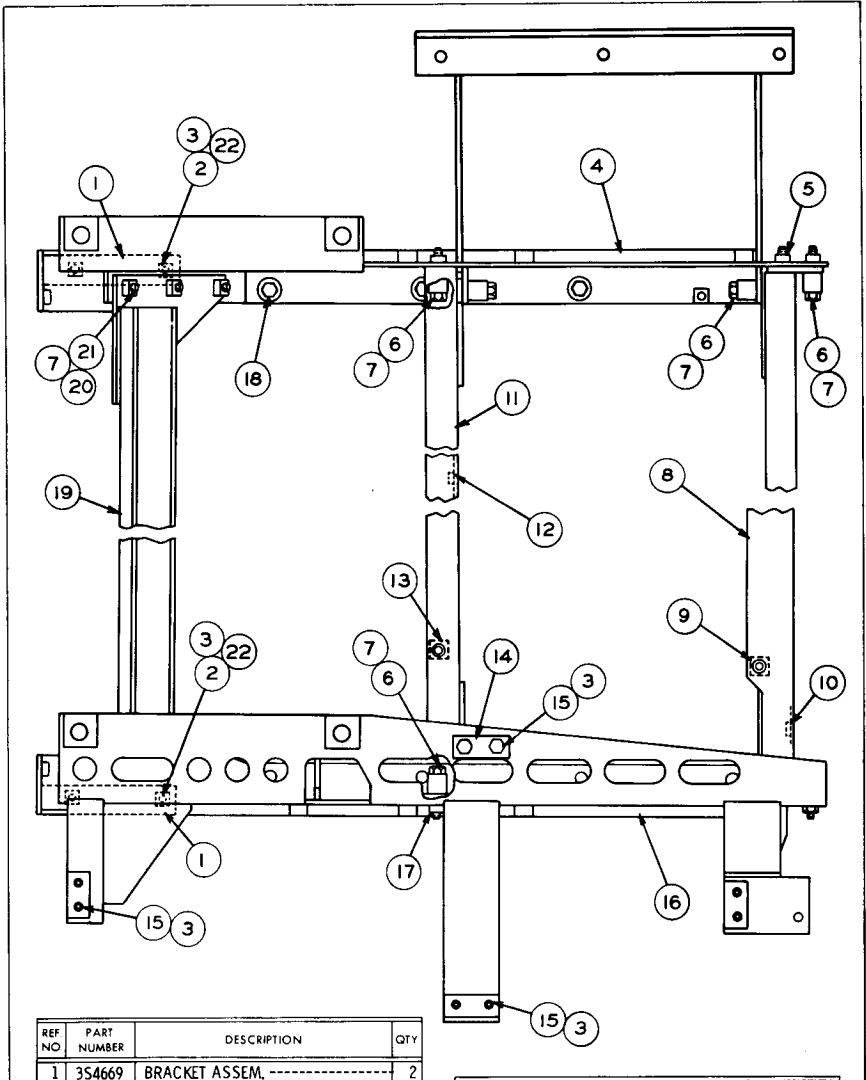


REF NO	PART NUMBER	DESCRIPTION	QTY
1	2H3855	BOLT-----	56
2	3B4508	LOCKWASHER-----	98
3	4B4280	WASHER-----	80
4	3S3936	GUARD ASSEM.-----(Left Hand)	1
	1F748	NUT------(Weld)	5
		(Part of 3S3936 Guard Assem.)	
5	3S5676	GUARD ASSEM.-----(Left Hand)	1
6	3S3933	GUARD ASSEM.-----(Left Hand)	1
7	1F748	NUT------(Weld)	4
		(Part of 3S3933 Assem.)	
8	3S5670	PLATE ASSEM.-----(Left Hand)	1
	1F748	NUT------(Weld)	1
		(Part of 3S5670 Plate Assem.)	
9	S-509	BOLT-----	3
10	3B4506	LOCKWASHER-----	3
11	S-1621	BOLT-----	31
12	3S6103	GRAB IRON-----	1
13	4S9027	GUARD ASSEM.-----(Left Hand)	1
14	9B1783	FASTENER-----	2
15	4B7033	SPRINGER-----	2
16	6H1717	BOLT-----	10
	3S5391	ANGLE ASSEM.-----(Left Hand)	2
	1F748	NUT------(Weld)	4
		(2 in each 3S5391 Angle Assem.)	
18	3B4623	COTTER PIN-----	2
19	4B4278	WASHER-----	2
20	3S5380	PLATE-----	1
21	3S5388	PLATE-----	1
22	3S5385	PLATE ASSEM.-----(Right Hand)	1
	1F748	NUT------(Weld)	5
		(Part of 3S5385 Plate Assem.)	
23	3S5386	PLATE ASSEM.-----(Right Hand)	1

24	5S8380	GRAB IRON ASSEM.-----(Right Hand)	1
25	8S8751	PLATE ASSEM.-----(Right Hand)	1
26	8S8752	PLATE ASSEM.-----(Left Hand)	1
27	1F748	NUT------(Weld)	4
		(2 in each 8S8751 & 8S8752 Assem.)	
	3S5211	GUARD ASSEM.-----(Right Hand)	1
	1F748	NUT------(Weld)	4
	9F2978	NUT------(Weld)	2
		(Parts of 3S5211 Assem.)	
28	3S5212	GUARD ASSEM.-----(Left Hand)	1
	1F748	NUT------(Weld)	4
	9F6445	NUT------(Weld)	4
		(Parts of 3S5212 Assem.)	
29	3S5669	PLATE ASSEM.-----(Right Hand)	1
	1F748	NUT------(Weld)	4
		(Part of 3S5669 Assem.)	
30	3S6073	GRAB IRON-----	1
31	L1329	BOLT-----	1
32	3S6074	GRAB IRON-----	2
33	3S3928	GUARD ASSEM.-----(Left Hand)	1
34	3S5675	GUARD ASSEM.-----(Right Hand)	1
35	3S4584	BLOCK-----	6
36	1D4707	BOLT-----	12
37	3B4507	LOCKWASHER-----	12
	3S3935	GUARD ASSEM.-----(Right Hand)	1
	1F748	NUT------(Weld)	5
		(Part of 3S3935 Assem.)	

110730

FLOOR PLATES, GUARDS AND GRAB IRONS—Top View
Serial No. 11K2997 & 11K3005—Up



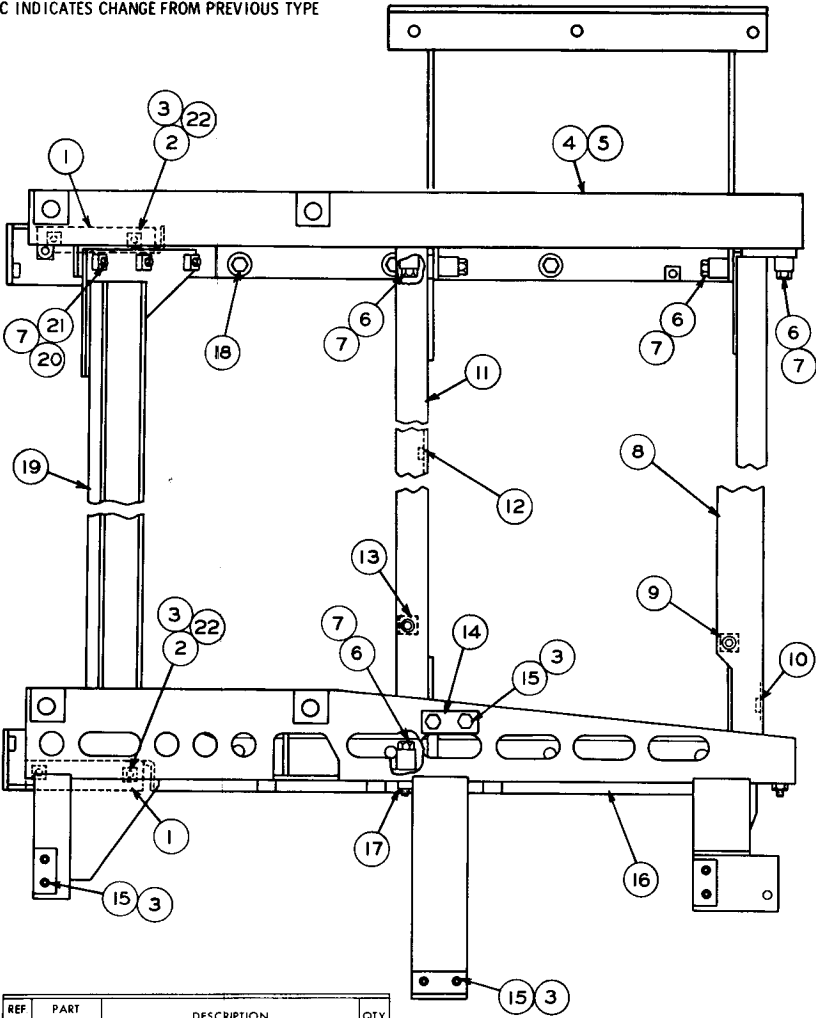
REF NO	PART NUMBER	DESCRIPTION	QTY
1	3S4669	BRACKET ASSEM. -----	2
2	7B3235	BOLT-----	8
3	3B4508	LOCKWASHER-----	16
4	3S5318	SUPPORT ASSEM. ---(Left Hand)---	1
5	1F748	NUT------(Weld)-----	8
		(Part of 3S5318 Support Assem.)	
6	2B947	BOLT-----	16
7	7S3820	SPACER-----	22
8	2S1850	CHANNEL ASSEM. -----	1
9	1F748	{NUT------(Weld)-----	6
10	9F2978	{NUT------(Weld)-----	9
		(Parts of 2S1850 Channel Assem.)	
11	3S3937	ANGLE ASSEM. -----	1
12	9F2978	{NUT------(Weld)-----	1
13	1F748	{NUT------(Weld)-----	6
		(Parts of 3S3937 Angle Assem.)	

REF NO	PART NUMBER	DESCRIPTION	QTY
14	{4S7995	SPACER-----	1
	{ 5S59	SHIM-----	10
15	V-375	BOLT-----	8
16	3S5317	SUPPORT ASSEM. --(Right Hand)---	1
17	1F748	NUT------(Weld)-----	8
		(Part of 3S5317 Support Assem.)	
18	{1A8537	BOLT-----	8
	{7S3885	SPACER-----	8
19	5S185	BRACE ASSEM. -----	1
20	1F748	NUT------(Weld)-----	6
		(Part of 5S185 Brace Assem.)	
21	1A1460	BOLT-----	6
22	3H7654	WASHER-----	8

120509

FUEL TANK, HYDRAULIC TANK AND SEAT SUPPORTS--Top View
Serial No. 11K1 to 11K1912 inclusive

C INDICATES CHANGE FROM PREVIOUS TYPE

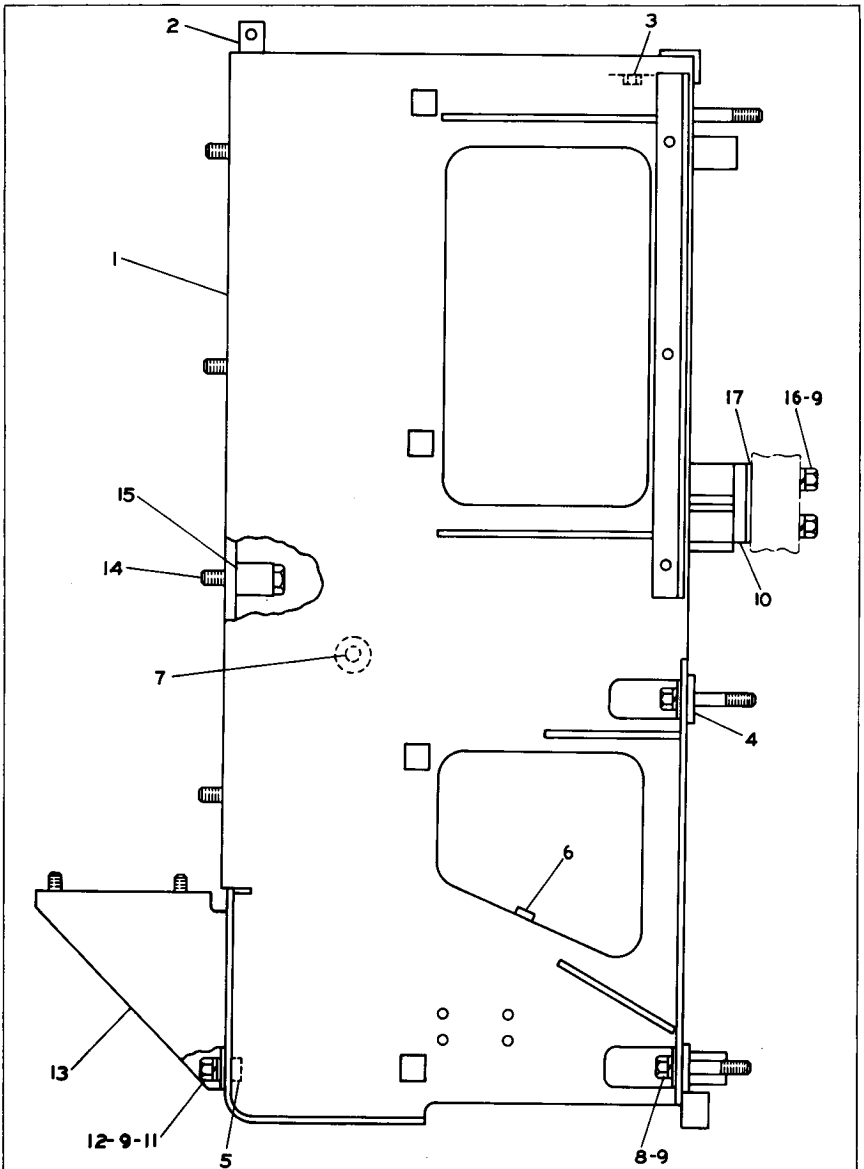


REF NO	PART NUMBER	DESCRIPTION	QTY
C 1	9S3931	BRACKET-----	2
2	7B3235	BOLT-----	8
3	3B4508	LOCKWASHER-----	16
4	3S5318	SUPPORT ASSEM. ---(Left Hand)---	1
5	1F748	NUT----- (Part of 3S5318 Support Assem.)	8
6	2B947	BOLT-----	16
7	7S3820	SPACER-----	22
8	2S1850	CHANNEL ASSEM. -----	1
9	1F748	NUT----- (Weld)-----	6
10	9F2978	NUT----- (Weld)----- (Parts of 2S1850 Channel Assem.)	9
11	3S3937	ANGLE ASSEM. -----	1
12	9F2978	NUT----- (Weld)-----	1
13	1F748	NUT----- (Weld)----- (Parts of 3S3937 Angle Assem.)	6

REF. NO.	PART NUMBER	DESCRIPTION	QTY
C 14	4S7995	SPACER-----	1
15	5S59	SHIM PACK-----	1
15	V375	BOLT-----	8
16	3S5317	SUPPORT ASSEM. --(Right Hand)--	1
C 17	1F748	NUT----- (Weld)----- (Part of 3S5317 Assem.)	9
18	1A8537	BOLT-----	8
18	7S3885	SPACER-----	8
19	5S185	BRACE ASSEM. -----	1
20	1F748	NUT----- (Weld)-----	6
20	9F2978	NUT----- (Weld)----- (Parts of 5S185 Assem.)	1
21	1A1460	BOLT-----	6
22	3H7654	WASHER-----	8

126923

FUEL TANK, HYDRAULIC TANK AND SEAT SUPPORTS--Top View
Serial No. 11K1913 to 11K2996 & 11K2998 to 11K3004 inclusive

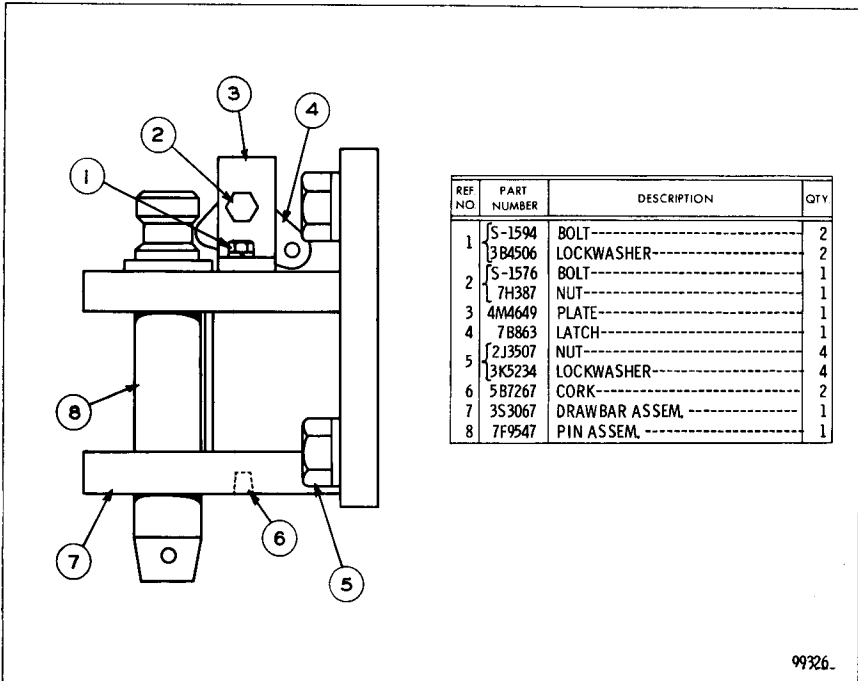


REF. NO.	PART NUMBER	DESCRIPTION	QTY
1	8S8766	SUPPORT ASSEM.-----	1
2	6B7697	PLATE-----	10
3	9F2978	NUT----- (Weld)-----	11
4	4M6013	WASHER-----	4
5	1F748	NUT----- (Weld)-----	12
6	5M3012	LUG-----	4
7	3R451	BOSS-----	1

8	V375	BOLT-----	6
9	3B4508	LOCKWASHER-----	16
10	4S7995	SPACER-----	1
11	7B3235	BOLT-----	8
12	3H7654	WASHER-----	8
13	9S3931	BRACKET-----	2
14	1A8537	BOLT-----	8
15	7S3885	SPACER-----	8
16	1D4566	BOLT-----	2
17	5S59	SHIMPACK----- (10 Pieces)-----	1

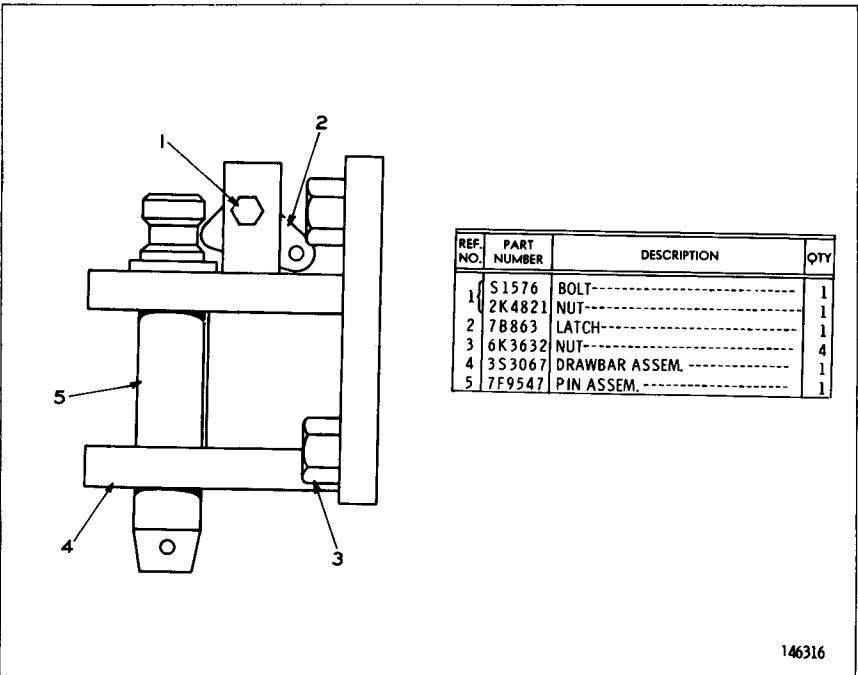
113174

FUEL TANK, HYDRAULIC TANK AND SEAT SUPPORTS (3S2032 N/S) Side View
 Serial No. 11K2997 and 11K3005-Up



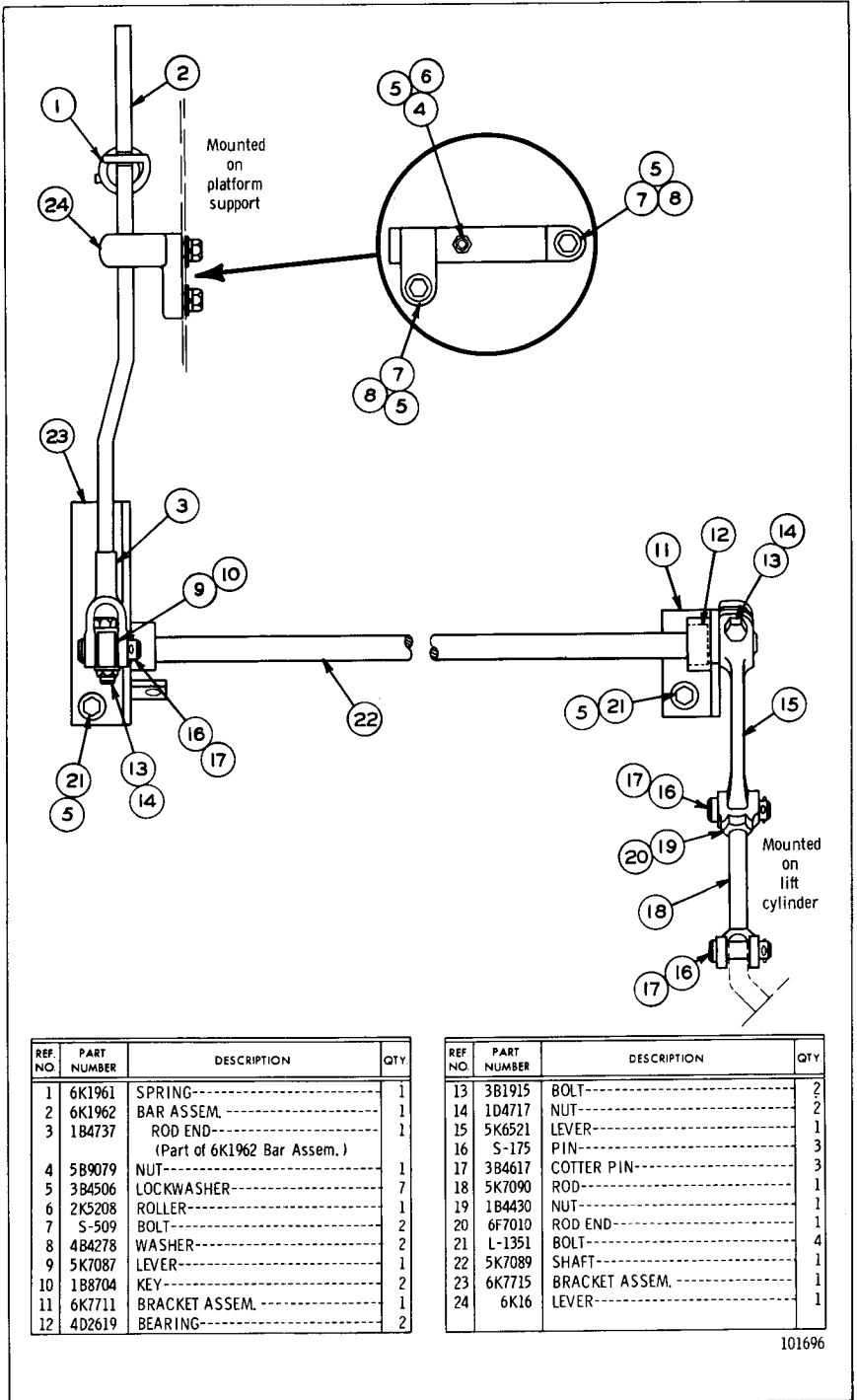
99326.

DRAWBAR (3S3397 N/S)
Serial No. 11K1 to 11K3133 inclusive



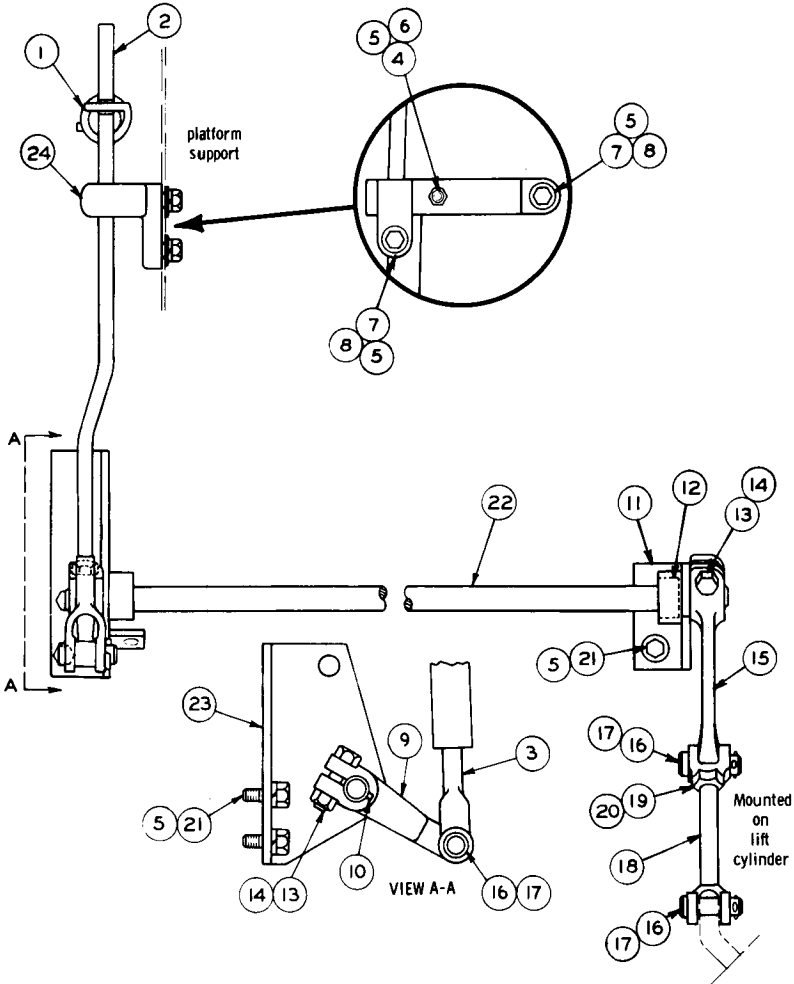
146316

DRAWBAR (3S3397 N/S)
Serial No. 11K3134-Up



101696

KICKOUT
Serial No. 11K1 to 11K2996 & 11K2998 to 11K3004 inclusive



REF NO	PART NUMBER	DESCRIPTION	QTY
1	6K1961	SPRING	1
2	6K1962	BAR ASSEM.	1
3	1B4737	ROD END	1
4	5R9079	NUT	1
5	3R4506	LOCKWASHER	7
6	7K854	ROLLER	1
7	S509	BOLT	2
8	4B4278	WASHER	2
9	5K7087	LEVER	1
10	1B8704	KEY	2
11	6K7711	BRACKET ASSEM.	1
12	4D2619	BEARING	2

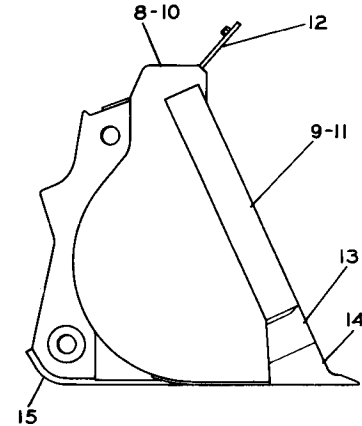
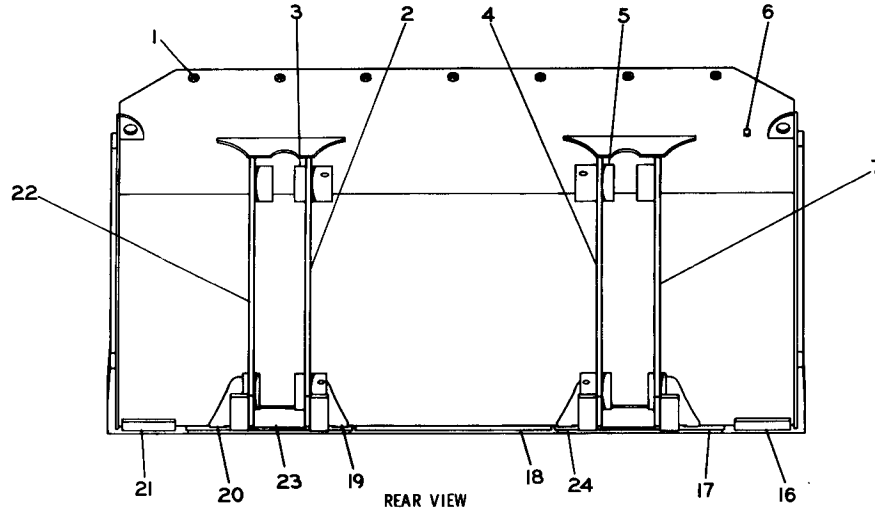
13	3B1915	BOLT	2
14	1D4717	NUT	2
15	5K6521	LEVER	1
16	S175	PIN	3
17	3B4617	COTTER PIN	3
18	5K7090	ROD	1
19	1B4430	NUT	1
20	6F7010	ROD END	1
21	L1351	BOLT (1.875" long)	4
		-OR-	
C	1A2029	BOLT (1.125" long)	4
22	5K7089	SHAFT	1
23	8S8757	BRACKET ASSEM.	1
24	6K16	LEVER	1

C INDICATES CHANGE

116392

KICKOUT (5K6006 N/S)
Serial No. 11K2997 and 11K3005-Up

**5K6001 BUCKET ASSEMBLY—2.5 Cubic Yard—96" Wide
APPLICABLE TO AUSTRALIAN USE ONLY**



REAR VIEW

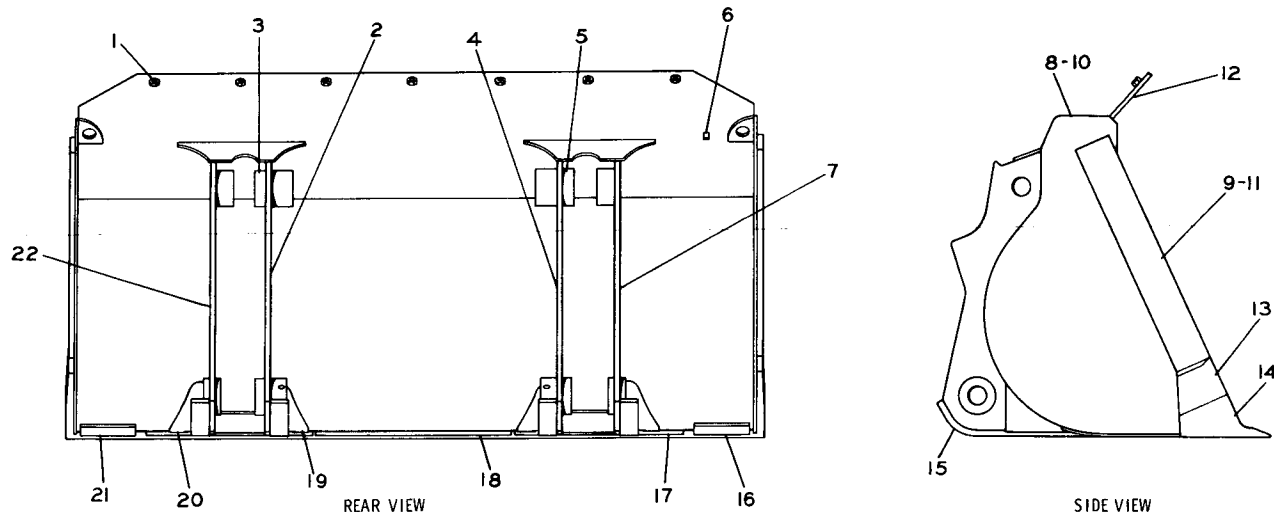
SIDE VIEW

REF. NO.	PART NUMBER	DESCRIPTION	QTY
1	1B4331	NUT-----	7
2	5K6064	HINGE ASSEM.--(Left Hand Inner)-	1
3	1J2315	BOSS (Part of 5K6064 Assem.)	1
4	5K6063	HINGE ASSEM.-(Right Hand Inner)-	1
5	1J2315	BOSS (Part of 5K6063 Assem.)	1
6	2K3656	BAR-----	1
7	5K6061	HINGE ASSEM.-(Right Hand Outer)-	1

REF. NO.	PART NUMBER	DESCRIPTION	QTY
8	5K5851	PLATE ASSEM.---(Right Hand)-----	1
9	5K6243	BAR----- (Right Hand) (Part of 5K5851 Assem.)	1
10	5K5852	PLATE ASSEM.---(Left Hand)-----	1
11	5K6244	BAR----- (Left Hand) (Part of 5K5852 Assem.)	1
12	5K6101	PLATE-----	1
	6K4667	CUTTING EDGE ASSEM.-----	1
		Consisting of:	
	5K9099	CORNER----- (Right Hand)-----	1
13	5K9100	CORNER----- (Left Hand)-----	1
14	6K4668	EDGE-----	1

15	5K5854	BAR-----	4
16	5K7847	BAR----- (R. H.)-----	1
17	2C6976	PLATE-----	2
18	5K5853	PLATE-----	1
19	4K5971	PLATE--(L. H. Inner-R. H. Outer)-	2
20	4K5972	PLATE--(L. H. Outer - R. H. Inner)-	2
21	5K7848	BAR----- (L. H.)-----	1
22	5K6062	HINGE ASSEM.---(L. H. Outer)---	1
23	5K6098	BAR-----	2
24	2C6975	PLATE-----	2

M2841



REF. NO.	PART NUMBER	DESCRIPTION	QTY
1	1B4331	NUT-----	7
2	5K6064	HINGE ASSEM.--(Left Hand Inner)-	1
3	1J2315	BOSS-----	1
		(Part of 5K6064 Assem.)	
4	5K6063	HINGE ASSEM.--(Right Hand Inner)-	1
5	1J2315	BOSS-----	1
		(Part of 5K6063 Assem.)	
6	2K3656	BAR-----	1
7	5K6061	HINGE ASSEM.--(Right Hand Outer)-	1

REF. NO.	PART NUMBER	DESCRIPTION	QTY
8	5K5851	PLATE ASSEM.---(Right Hand)-----	1
9	5K6243	BAR----- (Right Hand)-----	1
		(Part of 5K5851 Assem.)	
10	5K5852	PLATE ASSEM.----(Left Hand)-----	1
11	5K6244	BAR----- (Left Hand)-----	1
		(Part of 5K5852 Assem.)	
12	5K6101	PLATE-----	1
	6K4667	CUTTING EDGE ASSEM.-----	1
		Consisting of:	
	5K9099	CORNER----- (Right Hand)-----	1
13	5K9100	CORNER----- (Left Hand)-----	1
	6K4668	EDGE-----	1

REF. NO.	PART NUMBER	DESCRIPTION	QTY
15	5K5854	BAR-----	4
16	5K7847	BAR----- (Right Hand)-----	1
17	5K5848	PLATE-----	2
18	5K5853	PLATE-----	1
19	4K5971	PLATE----- (Right Hand)-----	2
20	4K5972	PLATE----- (Left Hand)-----	2
21	5K7848	BAR----- (Left Hand)-----	1
22	5K6062	HINGE ASSEM.----(Left Hand)-----	1

108245

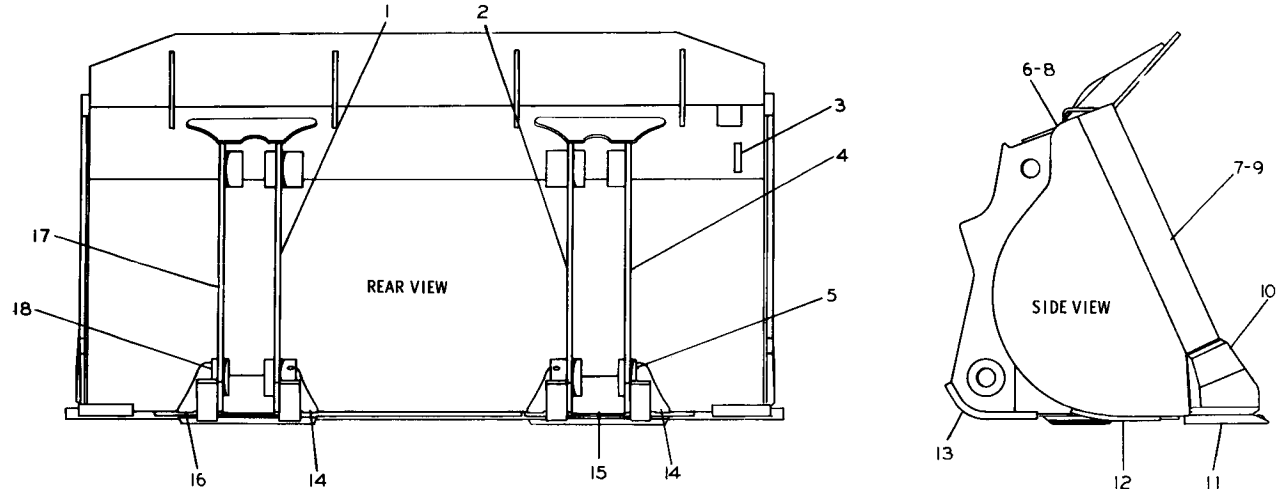
5K6001 GENERAL PURPOSE BUCKET ASSEMBLY—2.5 Cubic Yard—96" Wide

Serial No. 11K1 to 3496, 3498, 3504, 3507, 3510 to 3570, 3576, 3579, 3581, 3583, 3588 to 3603, 3606 to 3608, 3611 to 3645, 3647, 3648, 3650 to 3654, 3656, 3661, 3671, 3674, 3680, 3684, 3691 to 3697, 3699, 3701, 3706 to 3709, 3711, 3718, 3720, 3722, 3724, 3726, 3728, 3729, 3736 to 3742, 3744, 3745, 3747, 3749, 3751, 3753, 3757, 3759, 3761, 3762, 3770, 3772 to 3774, 3778 and 11K3784 inclusive. Refer also to Pages 130A through 142 for special parts

8K7850 GENERAL PURPOSE BUCKET ASSEMBLY—2.75 Cubic Yard—98" Wide

Serial No. 11K3497, 3499 to 3503, 3505, 3506, 3508, 3509, 3571 to 3575, 3577, 3578, 3580, 3582, 3584 to 3587, 3604, 3605, 3609, 3610, 3646, 3649, 3655, 3657 to 3660, 3662 to 3670, 3672, 3673, 3675 to 3679, 3681 to 3683, 3685 to 3690, 3698, 3700, 3702 to 3705, 3710, 3712 to 3717, 3719, 3721, 3723, 3725, 3727, 3730 to 3735, 3743, 3746, 3748, 3750, 3752, 3754 to 3756, 3758, 3760, 3763 to 3769, 3771, 3775 to 3777, 3779 to 3783 and 11K3785-Up

Refer also to Pages 130A through 142 for special parts

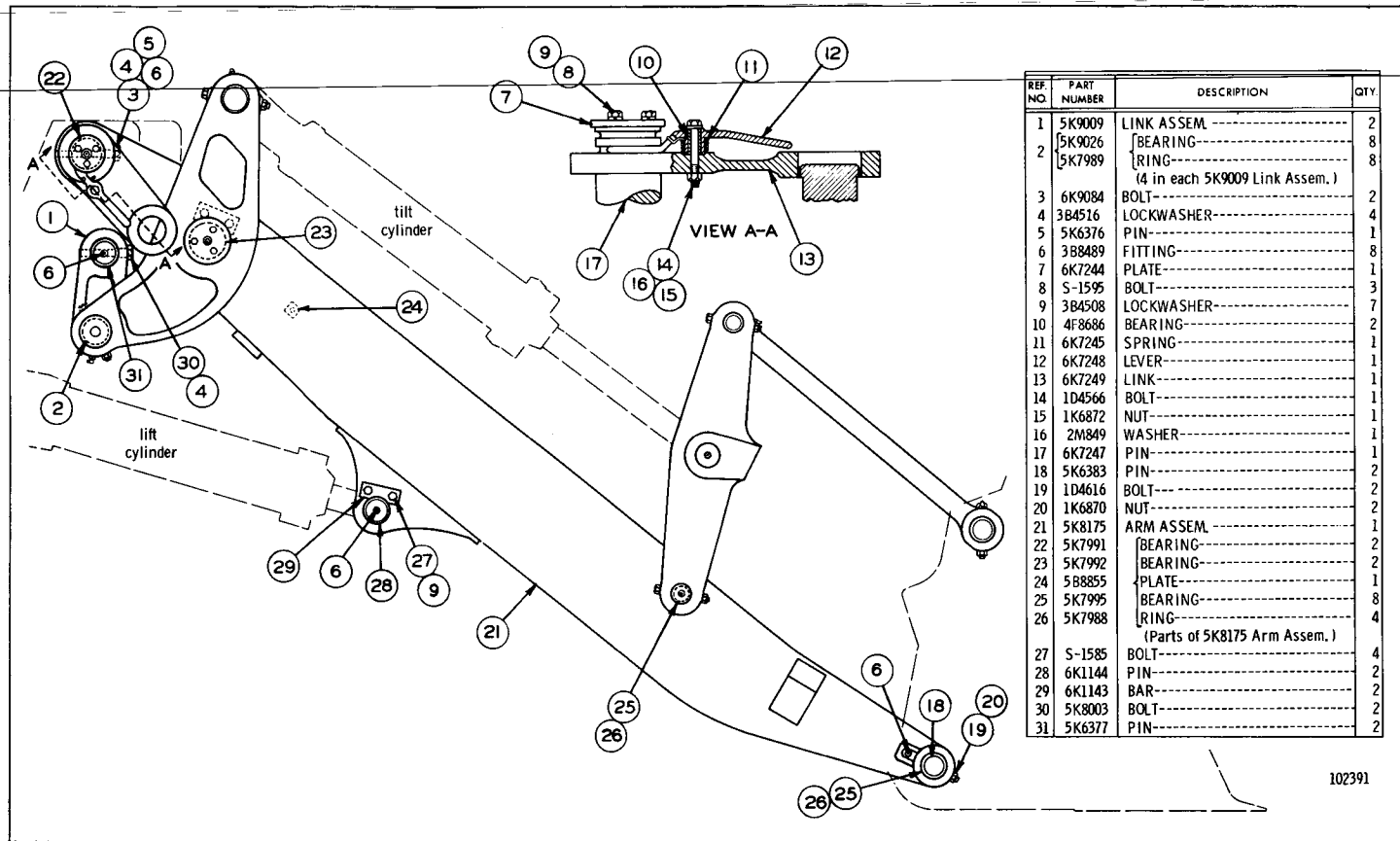


REF. NO.	PART NUMBER	DESCRIPTION	QTY
1	8K7854	HINGE ASSEM. ----(L. H. Inner)--	1
2	8K7853	HINGE ASSEM. ----(R. H. Inner)--	1
3	2K3656	BAR-----	1
4	8K7855	HINGE ASSEM. ----(R. H. Outer)--	1
5	2K4615	BOSS-----	2

6	8K7851	PLATE ASSEM. -----(R. H.)-----	1
7	8K7846	BAR-----	1
8	8K7852	PLATE ASSEM.-----	1
9	8K7846	BAR-----	1
10	8K7525	CORNER-----(R. H.)-----	1
	8K7526	CORNER-----(L. H.)-----	1
11	8K7858	CUTTING EDGE-----	1

12	8K7847	PLATE-----	2
13	8K7840	BAR-----	4
14	4K5971	PLATE------(R. H.)-----	2
15	8K7845	PLATE-----	2
16	4K5972	PLATE-----	2
17	8K7856	HINGE ASSEM. -----(L. H. Outer)--	1
18	2K4615	BOSS-----	2

137202

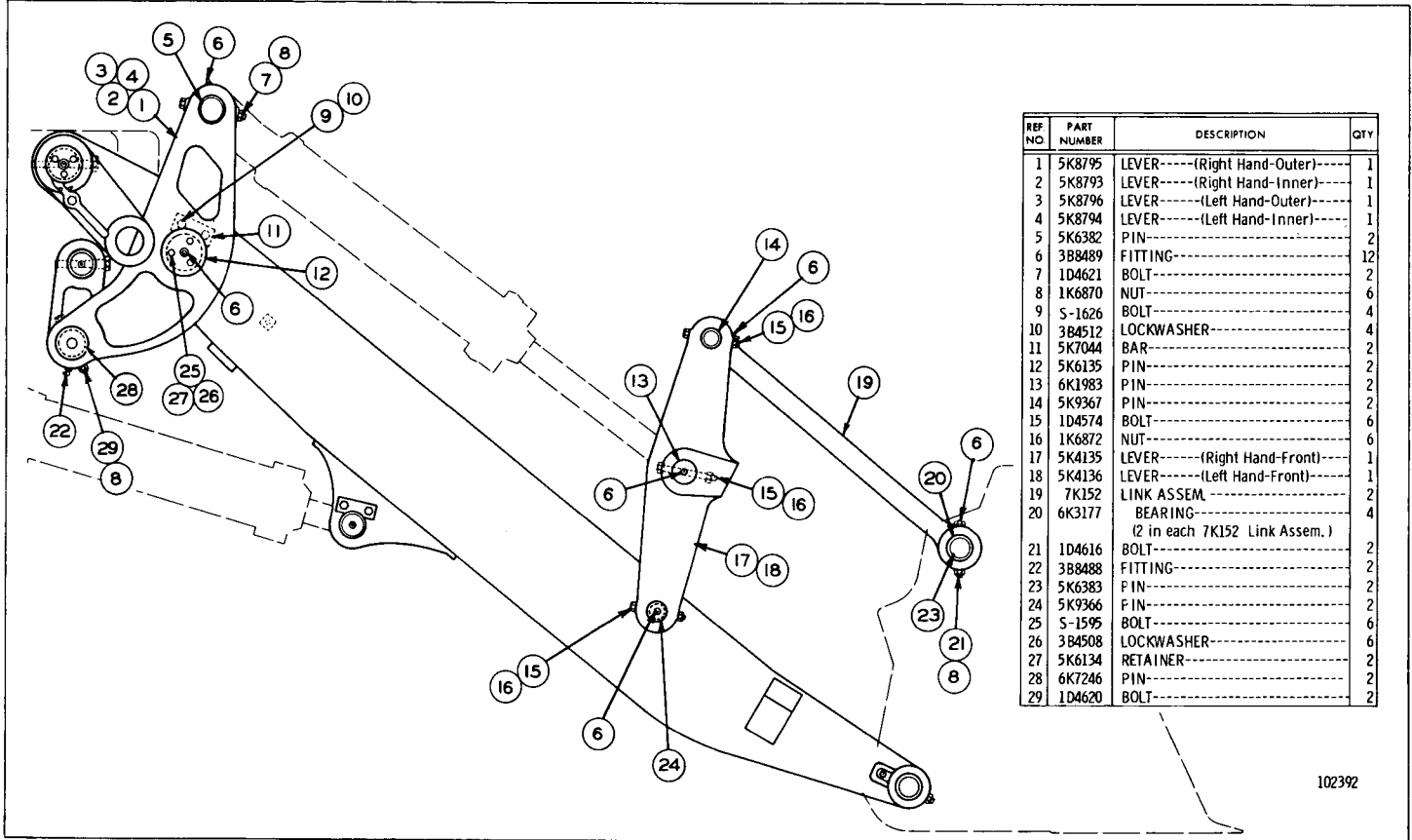


REF. NO.	PART NUMBER	DESCRIPTION	QTY.
1	5K9009	LINK ASSEM.	2
2	5K9026	{ BEARING	8
	5K7989	{ RING	8
		(4 in each 5K9009 Link Assem.)	
3	6K9084	BOLT	2
4	3B4516	LOCKWASHER	4
5	5K6376	PIN	1
6	3B8489	FITTING	8
7	6K7244	PLATE	1
8	S-1595	BOLT	3
9	3B4508	LOCKWASHER	7
10	4F8686	BEARING	2
11	6K7245	SPRING	1
12	6K7248	LEVER	1
13	6K7249	LINK	1
14	1D4566	BOLT	1
15	1K6872	NUT	1
16	2M849	WASHER	1
17	6K7247	PIN	1
18	5K6383	PIN	2
19	1D4616	BOLT	2
20	1K6870	NUT	2
21	5K8175	ARM ASSEM.	1
22	5K7991	{ BEARING	2
	5K7992	{ BEARING	2
23	5K7992	{ BEARING	2
24	5B8855	{ PLATE	1
25	5K7995	{ BEARING	8
	5K7988	{ RING	4
		(Parts of 5K8175 Arm Assem.)	
27	S-1585	BOLT	4
28	6K1144	PIN	2
29	6K1143	BAR	2
30	5K8003	BOLT	2
31	5K6377	PIN	2

102391

BUCKET CONTROL—Part 1
Serial No. 11K1 to 11K1651 inclusive

BUCKET CONTROL—Part 2
 Serial No. 11K1 to 11K1651 inclusive

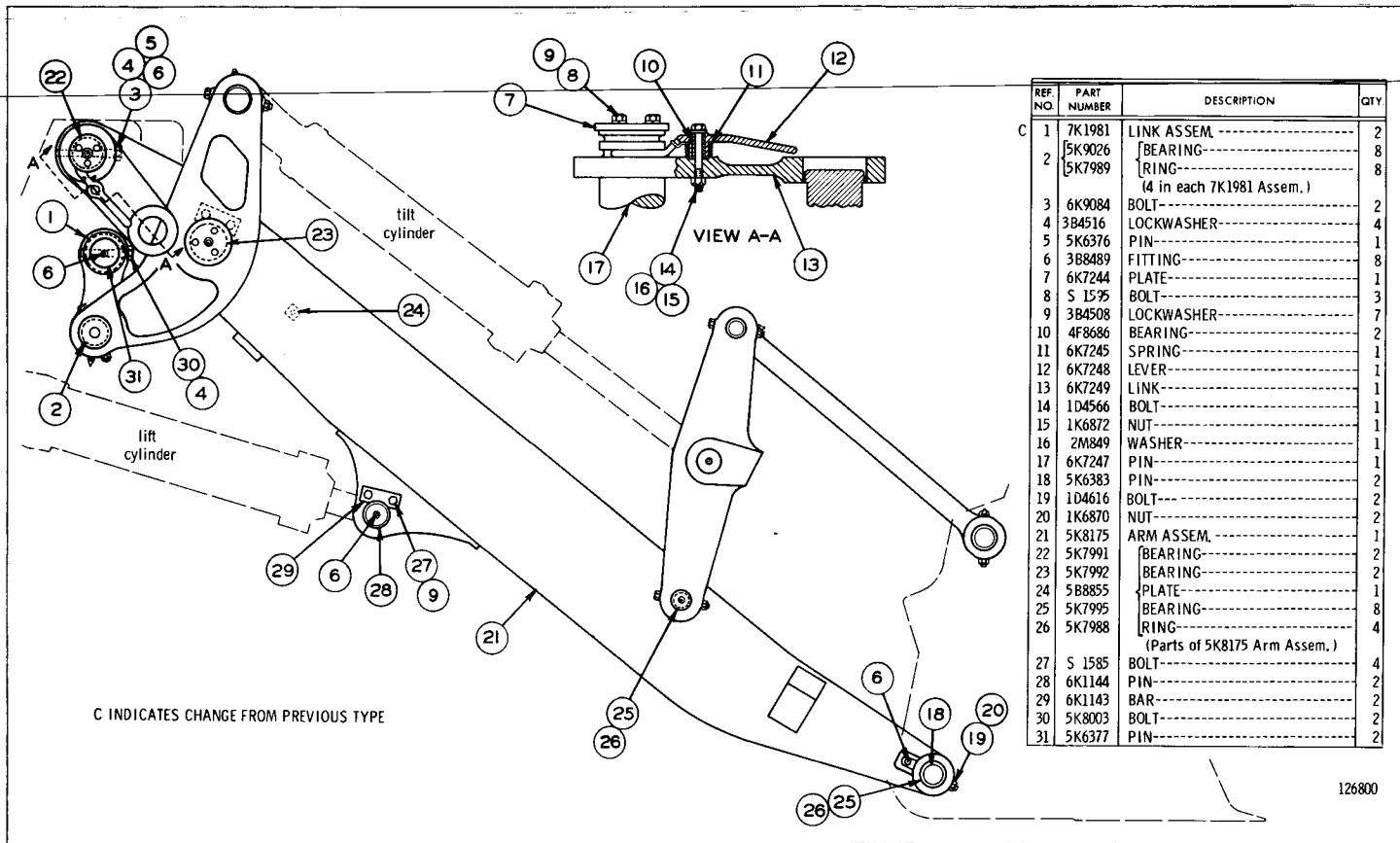


REF NO	PART NUMBER	DESCRIPTION	QTY
1	5K8795	LEVER----(Right Hand-Outer)----	1
2	5K8793	LEVER----(Right Hand-Inner)----	1
3	5K8796	LEVER----(Left Hand-Outer)----	1
4	5K8794	LEVER----(Left Hand-Inner)----	1
5	5K6382	PIN-----	2
6	3B8489	FITTING-----	12
7	1D4621	BOLT-----	2
8	1K6870	NUT-----	6
9	5-1626	BOLT-----	4
10	3B4512	LOCKWASHER-----	4
11	5K7044	BAR-----	2
12	5K6135	PIN-----	2
13	6K1983	PIN-----	2
14	5K9367	PIN-----	2
15	1D4574	BOLT-----	6
16	1K6872	NUT-----	6
17	5K4135	LEVER----(Right Hand-Front)----	1
18	5K4136	LEVER----(Left Hand-Front)----	1
19	7K152	LINK ASSEM-----	2
20	6K3177	BEARING----- (2 in each 7K152 Link Assem.)	4
21	1D4616	BOLT-----	2
22	3B8488	FITTING-----	2
23	5K6383	PIN-----	2
24	5K9366	PIN-----	2
25	5-1595	BOLT-----	6
26	3B4508	LOCKWASHER-----	6
27	5K6134	RETAINER-----	2
28	6K7246	PIN-----	2
29	1D4620	BOLT-----	2

102392

TRACCAVATOR

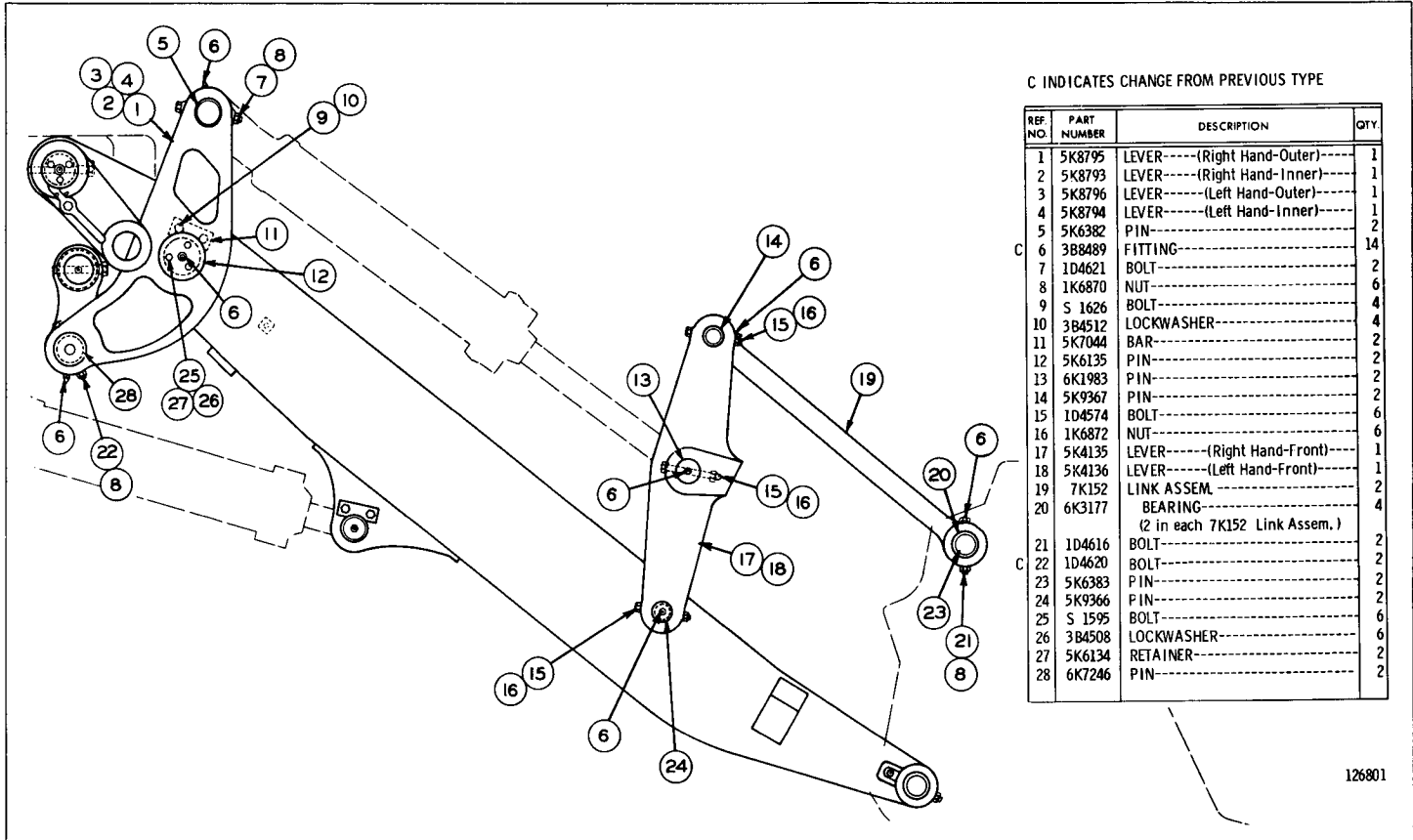
98A



126800

BUCKET CONTROL—Part 1
Serial No. 11K1652 to 11K2379 inclusive

BUCKET CONTROL—Part 2
 Serial No. 11K1652 to 11K2379 inclusive



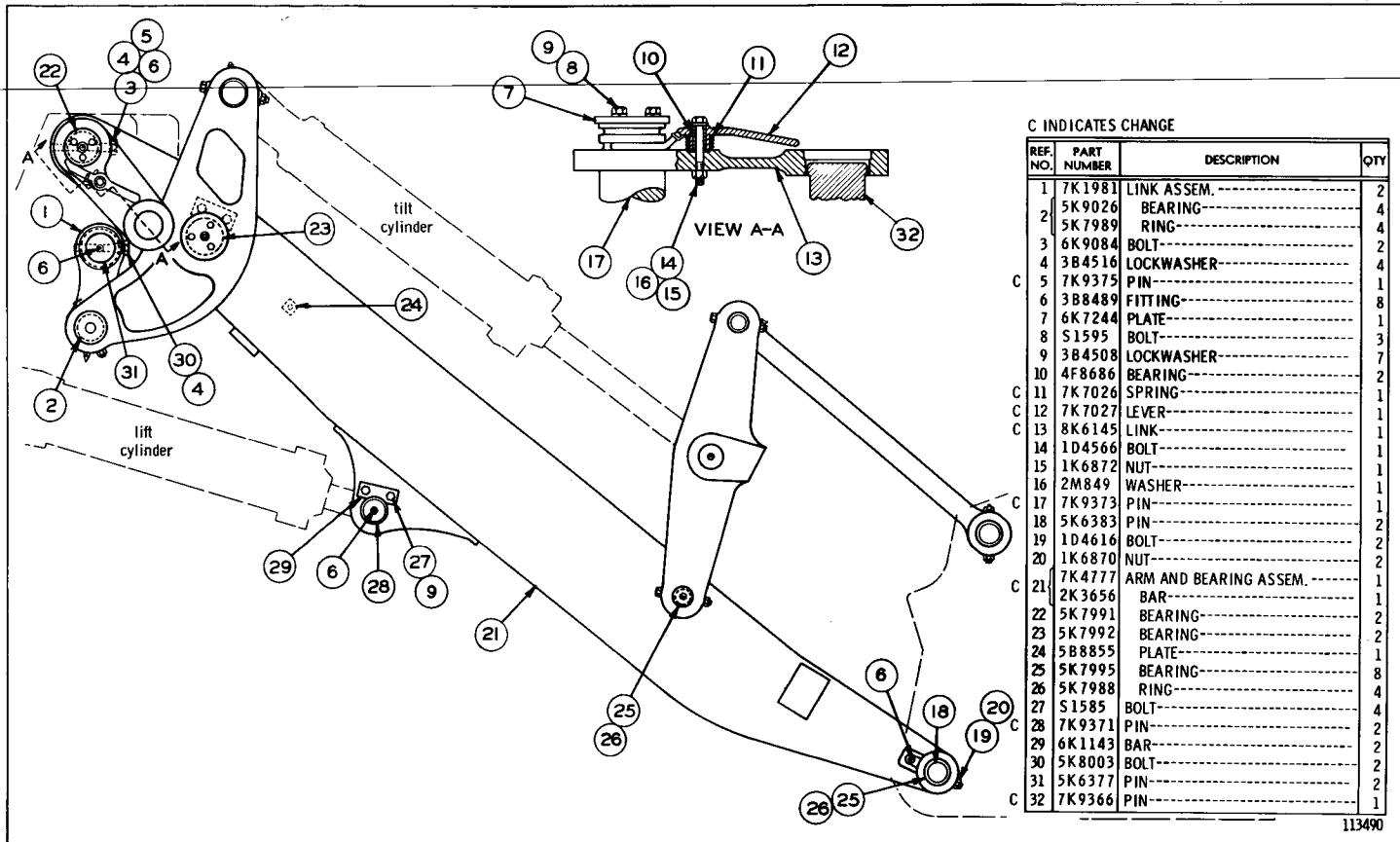
C INDICATES CHANGE FROM PREVIOUS TYPE

REF. NO.	PART NUMBER	DESCRIPTION	QTY.
1	5K8795	LEVER----(Right Hand-Outer)----	1
2	5K8793	LEVER----(Right Hand-Inner)----	1
3	5K8796	LEVER----(Left Hand-Outer)----	1
4	5K8794	LEVER----(Left Hand-Inner)----	1
5	5K6382	PIN-----	2
6	3B8489	FITTING-----	14
7	1D4621	BOLT-----	2
8	1K6870	NUT-----	6
9	S 1626	BOLT-----	4
10	3B4512	LOCKWASHER-----	4
11	5K7044	BAR-----	2
12	5K6135	PIN-----	2
13	6K1983	PIN-----	2
14	5K9367	PIN-----	2
15	1D4574	BOLT-----	6
16	1K6872	NUT-----	6
17	5K4135	LEVER----(Right Hand-Front)----	1
18	5K4136	LEVER----(Left Hand-Front)----	1
19	7K152	LINK ASSEM.	2
20	6K3177	BEARING (2 in each 7K152 Link Assem.)	4
21	1D4616	BOLT-----	2
22	1D4620	BOLT-----	2
23	5K6383	PIN-----	2
24	5K9366	PIN-----	2
25	S 1595	BOLT-----	6
26	3B4508	LOCKWASHER-----	6
27	5K6134	RETAINER-----	2
28	6K7246	PIN-----	2

TRACCAVATOR

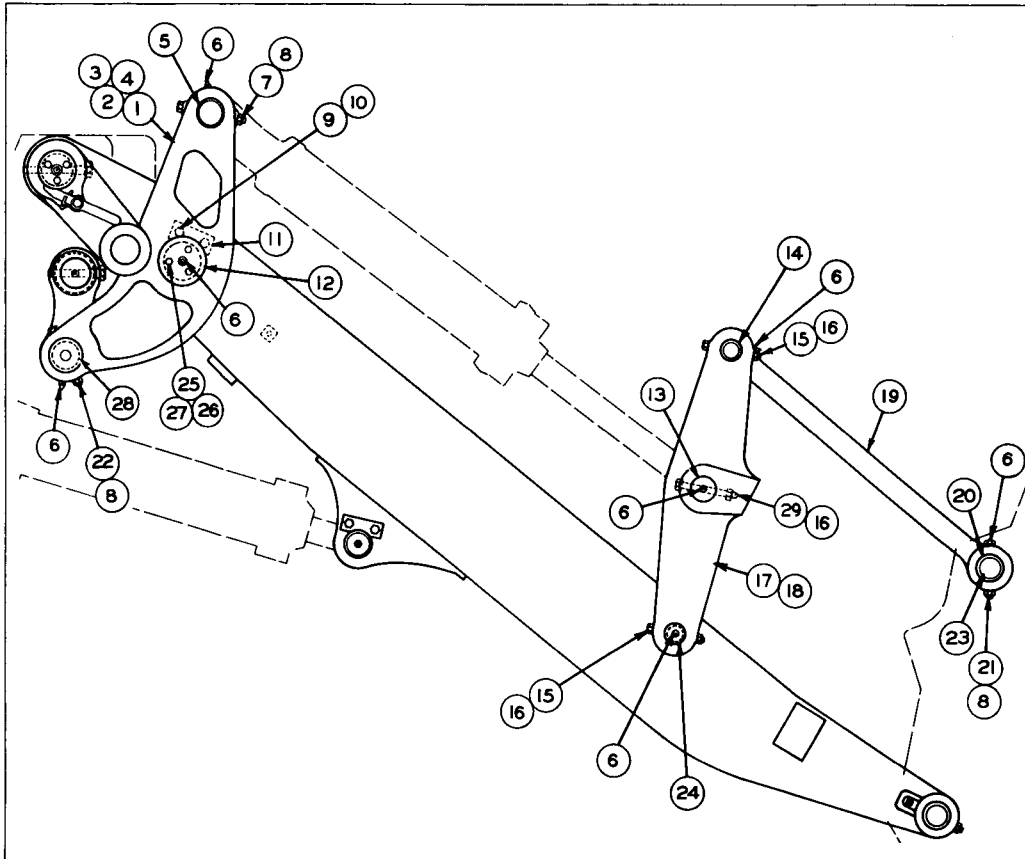
98C

126801



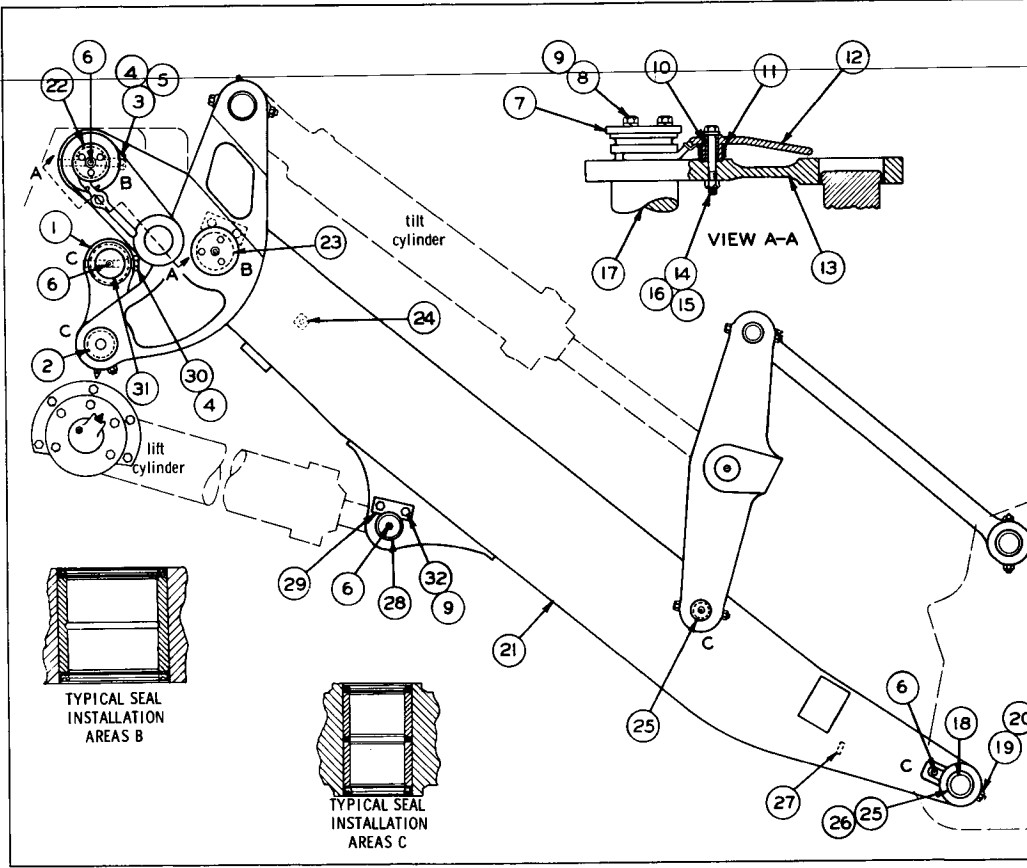
BUCKET CONTROL (5K6002 N/S)—Part 1
Serial No. 11K2380 to 11K3686 inclusive

BUCKET CONTROL (5K6002 N/S)—Part 2
 Serial No. 11K2380 to 11K3686 inclusive



C INDICATES CHANGE

REF. NO.	PART NUMBER	DESCRIPTION	QTY
1	5K8795	LEVER-----(Right Hand-Outer)-----	1
2	5K8793	LEVER-----(Right Hand- Inner)-----	1
3	5K8796	LEVER----- (Left Hand-Outer)-----	1
4	5K8794	LEVER----- (Left Hand- Inner)-----	1
5	5K6382	PIN-----	2
6	3B8489	FITTING-----	14
7	1D4621	BOLT-----	2
8	1K6870	NUT-----	6
9	S1626	BOLT-----	4
10	3B4512	LOCKWASHER-----	4
11	5K7044	BAR-----	2
C 12	7K9370	PIN-----	2
13	6K1983	PIN-----	2
14	5K9367	PIN-----	2
15	1D4574	BOLT-----	4
16	1K6872	NUT-----	6
17	5K4135	LEVER----- (Right Hand-Front)-----	1
18	5K4136	LEVER----- (Left Hand-Front)-----	1
19	7K152	LINK ASSEM.	2
20	6K3177	BEARING-----	2
21	1D4616	BOLT-----	2
22	1D4620	BOLT-----	2
23	5K6383	PIN-----	2
C 24	7K9374	PIN-----	2
25	S1595	BOLT-----	6
26	3B4508	LOCKWASHER-----	6
27	5K6134	RETAINER-----	1
C 28	7K9369	PIN-----	2
C 29	2A1531	BOLT-----	2

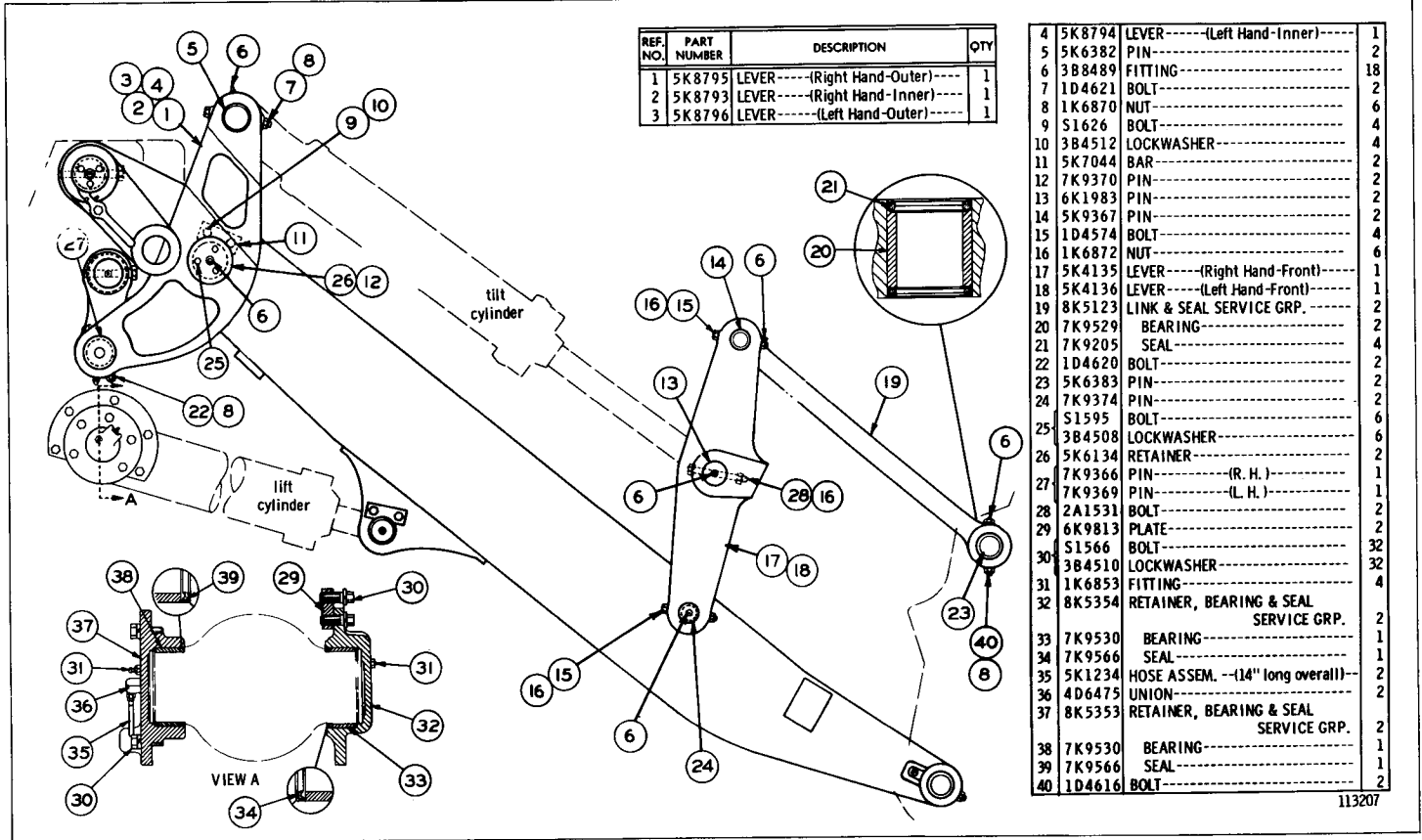


REF. NO.	PART NUMBER	DESCRIPTION	QTY
1	8K5124	LINK AND SEAL SERVICE GROUP	2
	7K9531	BEARING	4
2	5K7989	RING	4
	7K9210	SEAL	4
3	6K9084	BOLT	2
4	3B4516	LOCKWASHER	4
5	7K9375	PIN	1
6	3B8489	FITTING	8
7	6K7244	PLATE	1
8	S1595	BOLT	3
9	3B4508	LOCKWASHER	7
10	4F8686	BEARING	2
11	7K7026	SPRING	1
12	7K7027	LEVER	1
13	8K6145	LINK	1
14	1D4566	BOLT	1
15	1K6872	NUT	1
16	2M849	WASHER	1
17	7K9373	PIN	1
18	5K6383	PIN	2
19	1D4616	BOLT	2
20	1K6870	NUT	2
21	8K5125	ARM, BEARING & SEAL SERVICE GRP.	1
	7K9852	ARM ASSEM.	1
22	7K9532	BEARING	2
	7K9217	SEAL	4
23	7K9533	BEARING	2
	7K9220	SEAL	4
24	5B8855	PLATE	1
	7K9528	BEARING	8
25	5K7988	RING	4
	7K9205	SEAL	8
26	7K9227	WASHER	8
27	2K3656	BAR	1
28	7K9371	PIN	2
29	6K1143	BAR	2
30	5K8003	BOLT	2
31	5K6377	PIN	2
32	S1585	BOLT	4

113206

BUCKET CONTROL (7K9738 N/S)-Part 1
Serial No. 11K3687-Up

BUCKET CONTROL (7K9738 N/S) -Part 2
 Serial No. 11K3687-Up



REF. NO.	PART NUMBER	DESCRIPTION	QTY
1	5K 8795	LEVER----(Right Hand-Outer)----	1
2	5K 8793	LEVER----(Right Hand-Inner)----	1
3	5K 8796	LEVER----(Left Hand-Outer)----	1

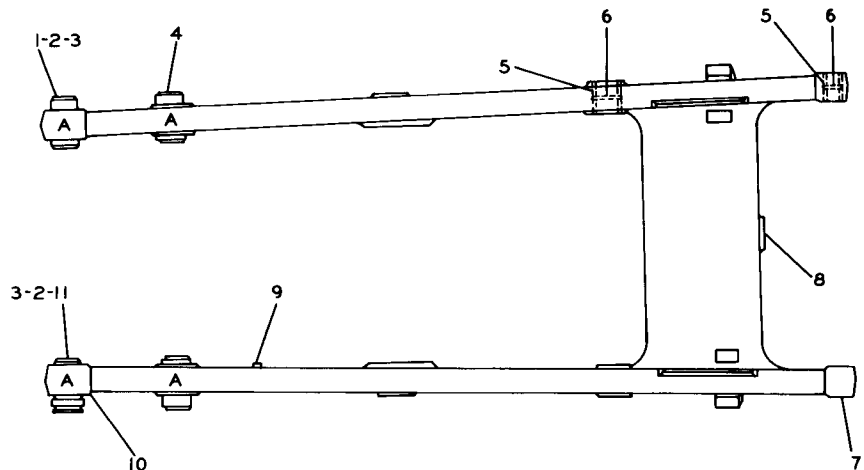
4	5K 8794	LEVER----(Left Hand-Inner)----	1
5	5K 6382	PIN-----	2
6	3B 8489	FITTING-----	18
7	1D 4621	BOLT-----	2
8	1K 6870	NUT-----	6
9	5I 626	BOLT-----	4
10	3B 4512	LOCKWASHER-----	4
11	5K 7044	BAR-----	2
12	7K 9370	PIN-----	2
13	6K 1983	PIN-----	2
14	5K 9367	PIN-----	2
15	1D 4574	BOLT-----	4
16	1K 6872	NUT-----	6
17	5K 4135	LEVER----(Right Hand-Front)----	1
18	5K 4136	LEVER----(Left Hand-Front)----	1
19	8K 5123	LINK & SEAL SERVICE GRP.-----	2
20	7K 9529	BEARING-----	2
21	7K 9205	SEAL-----	4
22	1D 4620	BOLT-----	2
23	5K 6383	PIN-----	2
24	7K 9374	PIN-----	2
25	5I 595	BOLT-----	6
26	3B 4508	LOCKWASHER-----	6
27	5K 6134	RETAINER-----	2
28	7K 9366	PIN----- (R. H.)-----	1
29	7K 9369	PIN----- (L. H.)-----	1
30	2A 1531	BOLT-----	2
31	6K 9813	PLATE-----	2
32	5I 566	BOLT-----	32
33	3B 4510	LOCKWASHER-----	32
34	1K 6853	FITTING-----	4
35	8K 5354	RETAINER, BEARING & SEAL SERVICE GRP.-----	2
36	7K 9530	BEARING-----	1
37	7K 9566	SEAL-----	1
38	5K 1234	HOSE ASSEM. --(14" long overall)--	2
39	4D 6475	UNION-----	2
40	8K 5353	RETAINER, BEARING & SEAL SERVICE GRP.-----	2
41	7K 9530	BEARING-----	1
42	7K 9566	SEAL-----	1
43	1D 4616	BOLT-----	2

113207

9K3834 ARM, BEARING, SEAL AND PIN SERVICE GROUP

Serial No. 11K2380 to 11K3686 inclusive

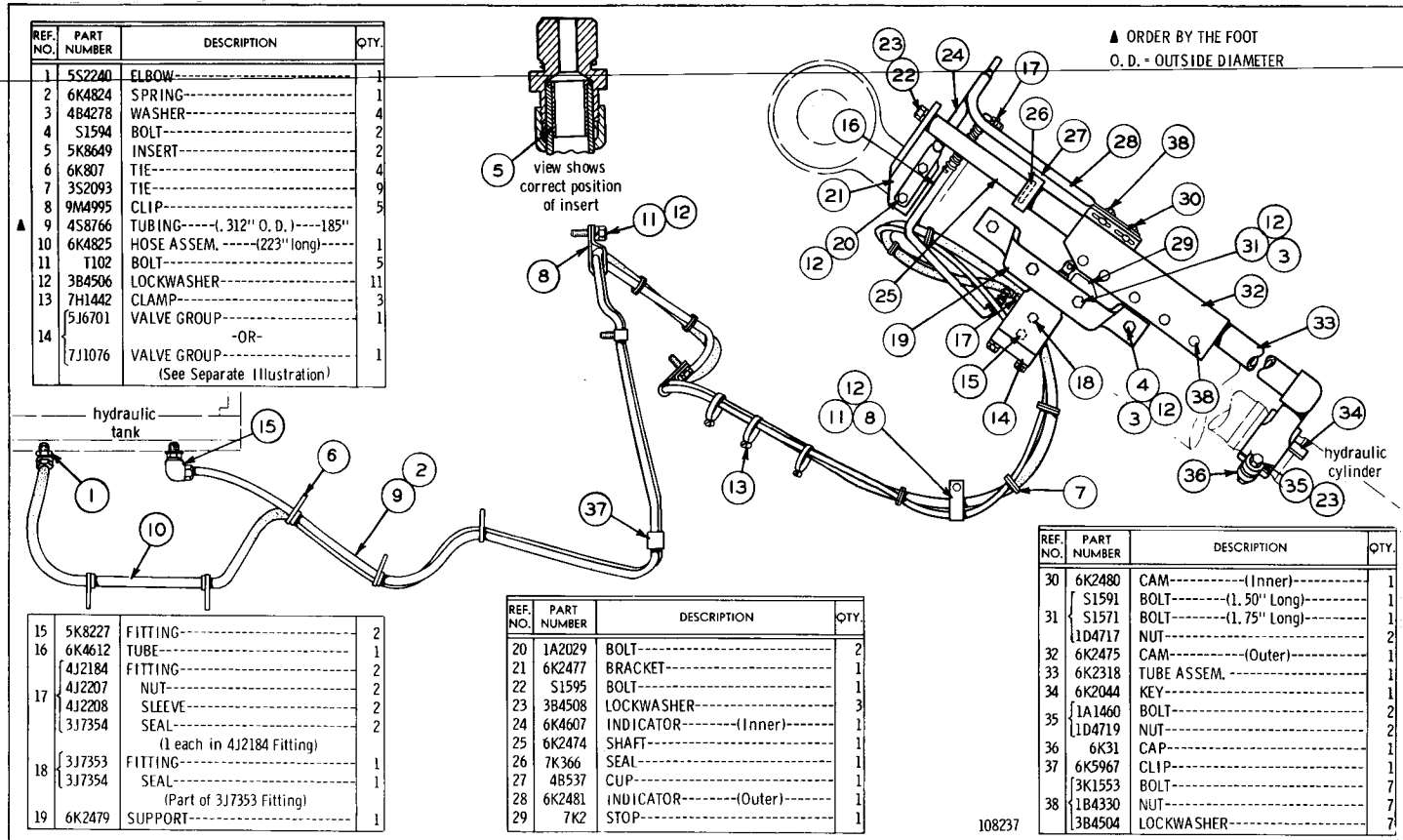
Provides Field Replacement for 7K4777 Arm Assembly shown on Page 98D



TYPICAL SEAL
INSTALLATION
AREAS A

REF. NO.	PART NUMBER	DESCRIPTION	QTY
1	7K9375	PIN-----	1
2	5P67	SEAL-----	4
3	7K9532	BEARING-----	2
4	7K9370	PIN-----	2
4	7K9533	BEARING-----	2
5	5P68	SEAL-----	4
5	5K7995	BEARING-----	4
6	5K7988	RING-----	4
7	5K7819	BOSS-----	2
8	2K3656	BAR-----	2
9	5B8855	PLATE-----	1
10	5K7820	BOSS-----	2
11	7K9373	PIN-----	1

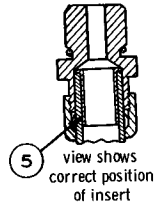
11657



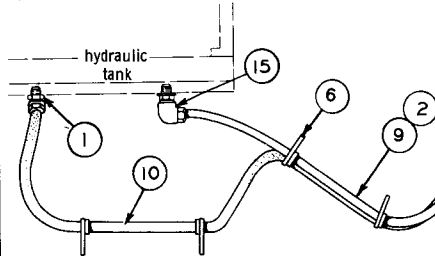
BUCKET POSITIONER (6K2459 N/S)—As Viewed from Right Hand Side of Machine
Serial No. 11K1 to 11K1877 inclusive
5J6701 nad 7J1076 Valve parts are shown on Page 100C

BUCKET POSITIONER—As Viewed from Right Hand Side of Machine
 Serial No. 11K1878 to 2102, 2104 to 2119, 2122 to 2133, 2135 to 2141 & 11K2143 to 11K2149 inclusive
 7J1076 Valve parts are shown on Page 100C

REF. NO.	PART NUMBER	DESCRIPTION	QTY.
1	5S2240	ELBOW-----	1
2	6K4824	SPRING-----	1
3	4B4278	WASHER-----	4
4	51594	BOLT-----	2
5	5K8649	INSERT-----	2
6	6K807	TIE-----	4
7	3S2093	TIE-----	9
8	9M4995	CLIP-----	5
▲ 9	4S8766	TUBING----- (1.312" O.D.)-----185"	1
10	6K4825	HOSE ASSEM.----- (223" long)-----	1
11	T102	BOLT-----	5
12	3B4506	LOCKWASHER-----	11
13	7H1442	CLAMP-----	3

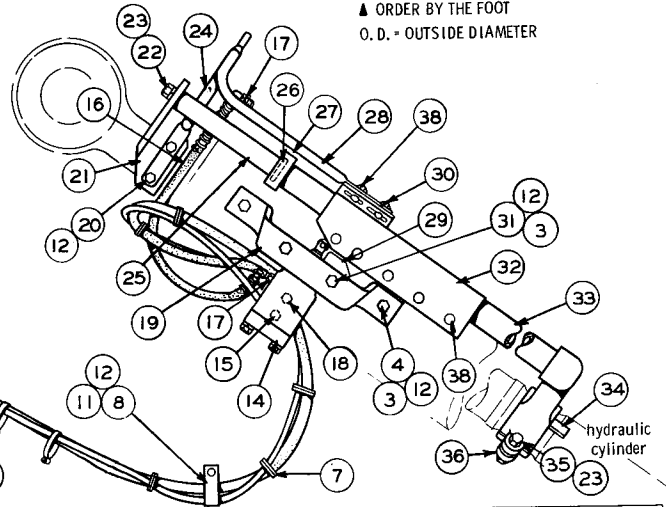


C INDICATES CHANGE FROM PREVIOUS TYPE



14	7J1076	VALVE GROUP----- (See Separate Illustration)	1
15	5K8227	FITTING-----	2
C 16	7K4572	HOSE ASSEM. -- (19" long overall) --	1
16	3J7353	FITTING-----	2
C 17	3J7354	SEAL----- (1 in each 3J7353 Fitting)	2
18	3J7353	FITTING-----	1
18	3J7354	SEAL-----	1
19	6K2479	SUPPORT-----	1

REF. NO.	PART NUMBER	DESCRIPTION	QTY.
20	1A2029	BOLT-----	2
21	6K2477	BRACKET-----	1
22	S1595	BOLT-----	1
23	3B4508	LOCKWASHER-----	3
24	6K4607	INDICATOR----- (Inner)	1
25	6K2474	SHAFT-----	1
26	7K366	SEAL-----	1
27	4B537	CUP-----	1
28	6K2481	INDICATOR----- (Outer)	1
29	7K2	STOP-----	1

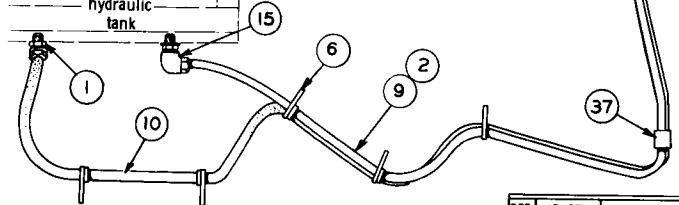
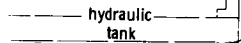


REF. NO.	PART NUMBER	DESCRIPTION	QTY.
30	6K2480	CAM----- (Inner)	1
31	S1591	BOLT----- (1.50" Long)	1
31	S1571	BOLT----- (1.75" Long)	1
31	1D4717	NUT-----	2
32	6K2475	CAM----- (Outer)	1
33	6K2318	TUBE ASSEM.-----	1
34	6K2044	KEY-----	1
35	1A1460	BOLT-----	2
35	1D4719	NUT-----	2
36	6K31	CAP-----	1
37	6K5967	CLIP-----	1
38	3K1553	BOLT-----	7
38	1B4330	NUT-----	7
38	3B4504	LOCKWASHER-----	7

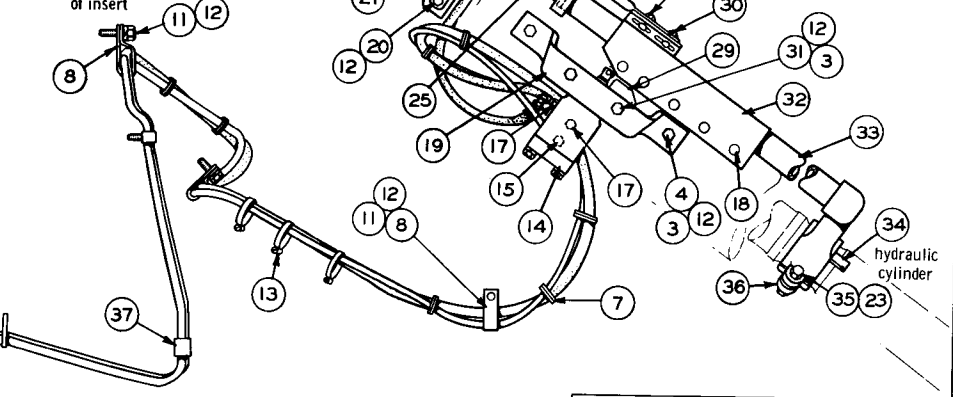
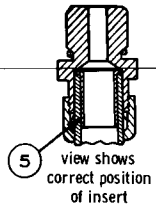
108232

REF. NO.	PART NUMBER	DESCRIPTION	QTY.
1	5S2240	ELBOW-----	1
2	6K4824	SPRING-----	1
3	4B4278	WASHER-----	2
4	S1594	BOLT-----	4
5	5K8649	INSERT-----	2
6	6K807	TIE-----	4
7	3S2093	TIE-----	9
8	9M4995	CLIP-----	5
▲ 9	4S8766	TUBING----- (1.312" O. D.)-----	185"
10	6K4825	HOSE ASSEM.----- (223" long)	1
11	T102	BOLT-----	5
12	3B4506	LOCKWASHER-----	11
13	7H1442	CLAMP-----	3

C INDICATES CHANGE FROM PREVIOUS TYPE



14	7J1076	VALVE GROUP----- (See Separate Illustration)	1
15	5K8227	FITTING-----	2
16	7K4572	HOSE ASSEM. -- (19" long overall)	1
17	3J7353	FITTING-----	3
	3J7354	SEAL----- (1 in each 3J7353 Fitting)	3
	3K1553	BOLT-----	7
18	1B4330	NUT-----	7
	3B4504	LOCKWASHER-----	7
19	6K2479	SUPPORT-----	1



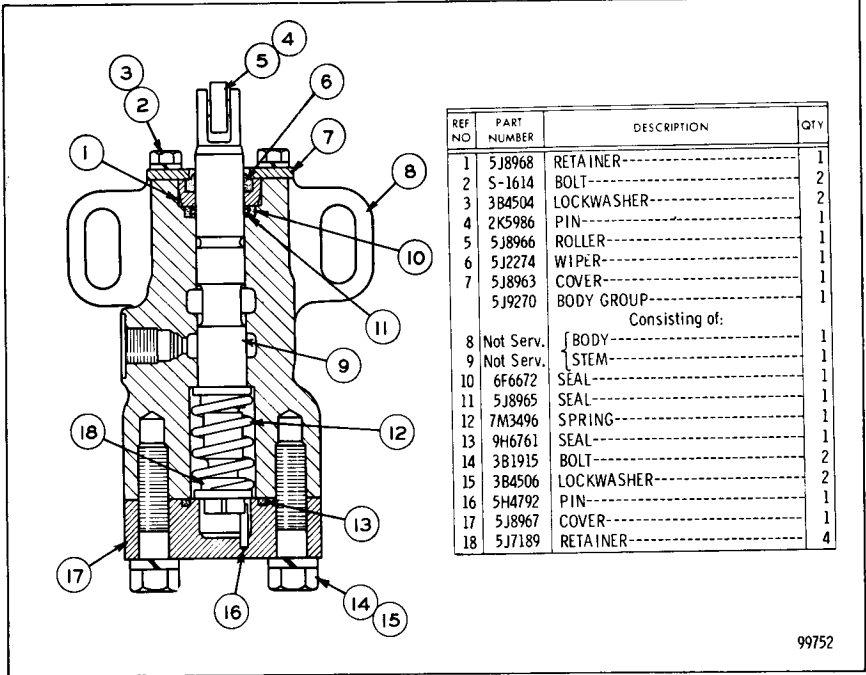
▲ ORDER BY THE FOOT
O. D. - OUTSIDE DIAMETER

REF. NO.	PART NUMBER	DESCRIPTION	QTY.
20	1A2029	BOLT-----	2
21	6K2477	BRACKET-----	1
22	S1595	BOLT-----	3
23	3B4508	LOCKWASHER-----	1
24	6K4607	INDICATOR----- (Inner)	1
25	6K2474	SHAFT-----	1
26	7K366	SEAL-----	1
27	7K3312	BEARING-----	1
28	6K2481	INDICATOR----- (Outer)	1
29	7K2	STOP-----	1

30	6K2480	CAM----- (Inner)	1
	S1591	BOLT----- (1.50" Long)	1
31	S1571	BOLT----- (1.75" Long)	1
	1D4717	NUT-----	2
32	6K2475	CAM----- (Outer)	1
33	7K4044	TUBE ASSEM.-----	1
34	6K2044	KEY-----	1
35	1A1460	BOLT-----	2
	1D4719	NUT-----	2
36	6K31	CAP-----	1
37	6K5967	CLIP-----	1

108239

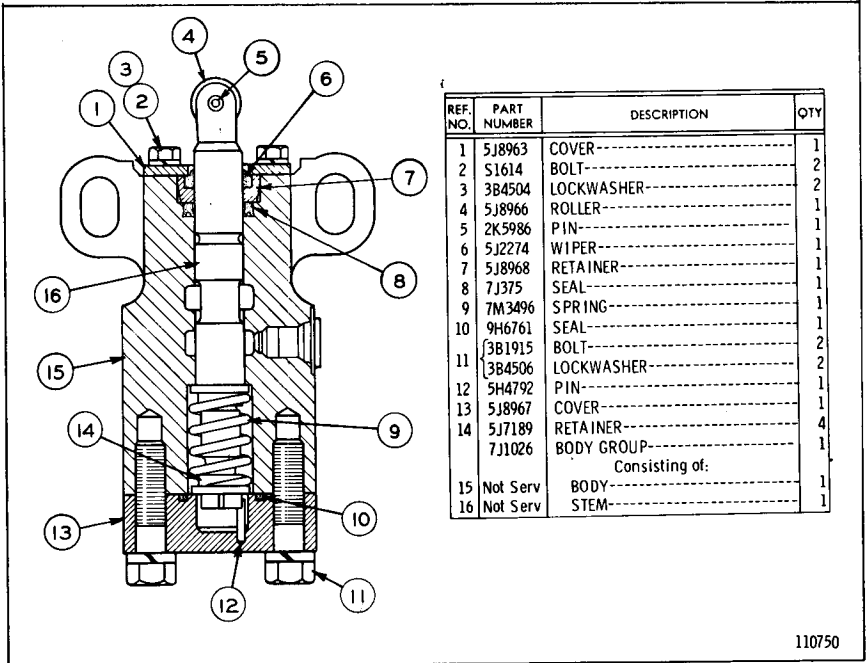
BUCKET POSITIONER—As Viewed from Right Hand Side of Machine
Serial No. 11K2103, 2120, 2121, 2134, 2142 and 11K2150—Up



99752

5J6701 MASTER VALVE GROUP

Serial No. 11K1 to 460, 462 to 712, 714 to 800, 802, 805 to 810, 813 to 815, 817, 819, 820, 823, 825 to 828, 832 & 11K834 to 11K838 inclusive
Part of Bucket Positioner shown on Page 100

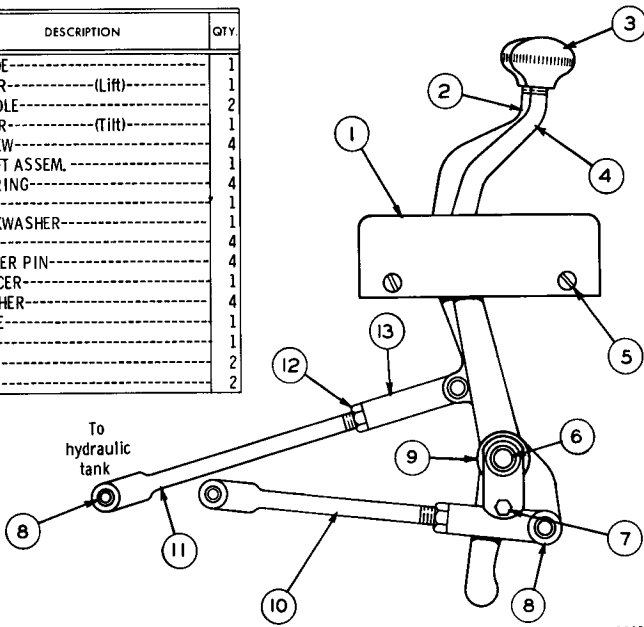


110750

7J1076 MASTER VALVE GROUP

Serial No. 11K461, 713, 801, 803, 804, 811, 812, 816, 818, 821, 822, 824, 829 to 831, 833 & 11K839—Up. Part of Bucket Positioner shown on Pages 100, 100A & 100B

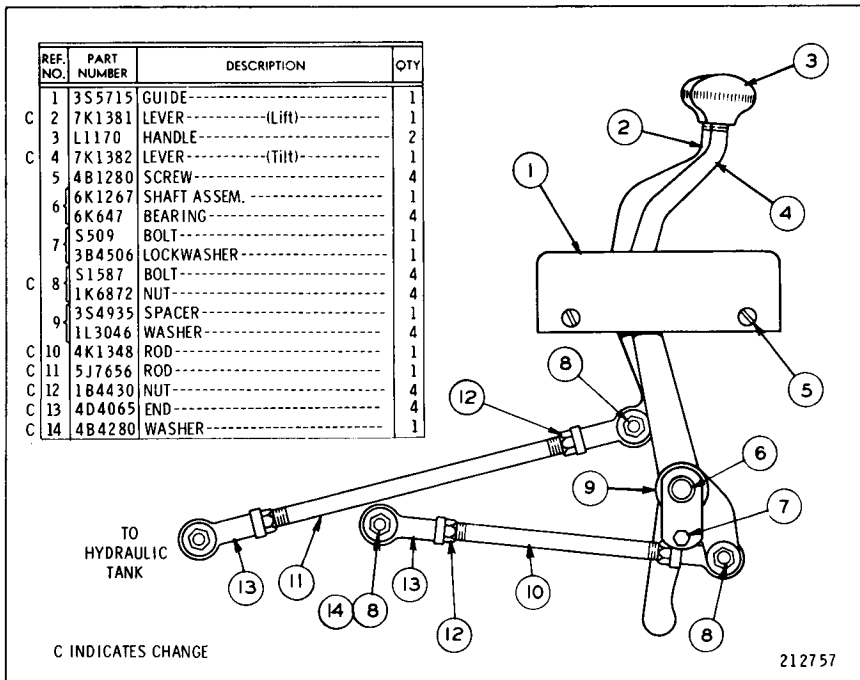
REF NO.	PART NUMBER	DESCRIPTION	QTY.
1	3S5715	GUIDE-----	1
2	6K1862	LEVER----- (Lift)-----	1
3	L-1170	HANDLE-----	2
4	6K5858	LEVER----- (Tilt)-----	1
5	4B1280	SCREW-----	4
6	6K1267	SHAFT ASSEM.-----	1
	6K647	BEARING-----	4
	S-509	BOLT-----	1
7	3B4506	LOCKWASHER-----	1
	S-175	PIN-----	4
8	3B4617	COTTER PIN-----	4
	3S4935	SPACER-----	1
9	1L3046	WASHER-----	4
10	3J7994	YOKE-----	1
11	2H4344	ROD-----	1
12	1B4430	NUT-----	2
13	6F7010	END-----	2



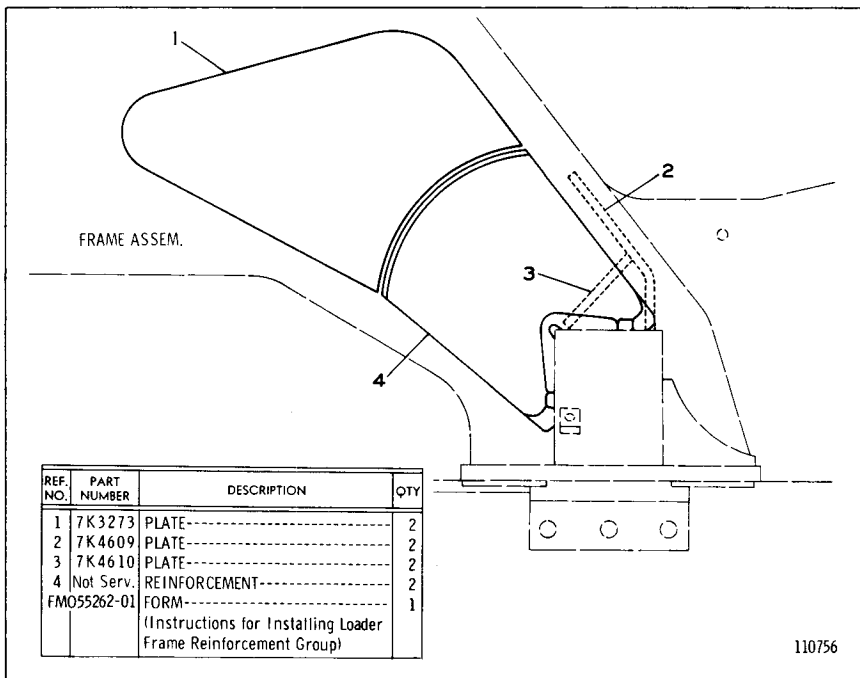
120381

HAND CONTROL

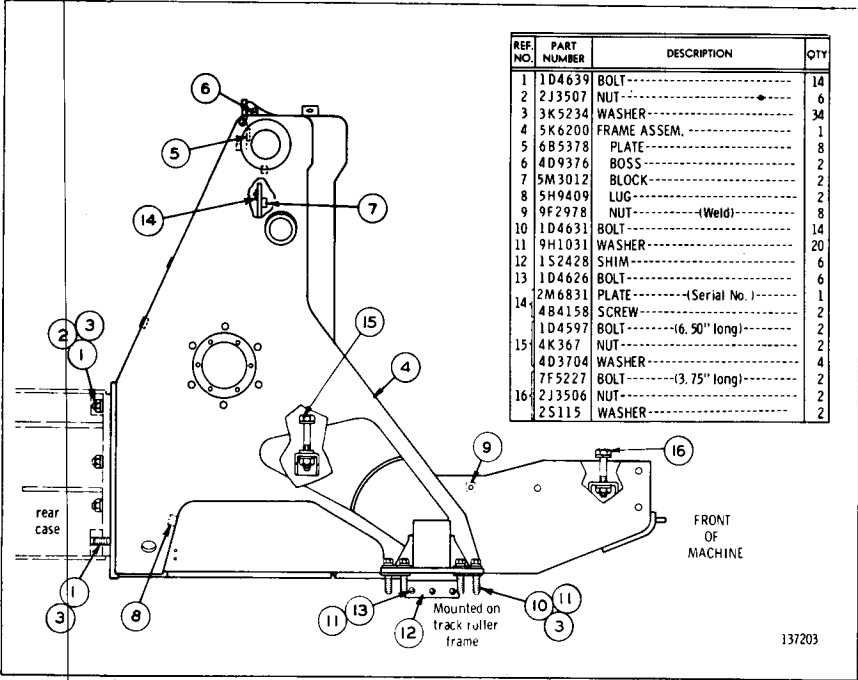
Serial No. 11K1 to 11K1022 and 11K1024 to 11K1729 inclusive



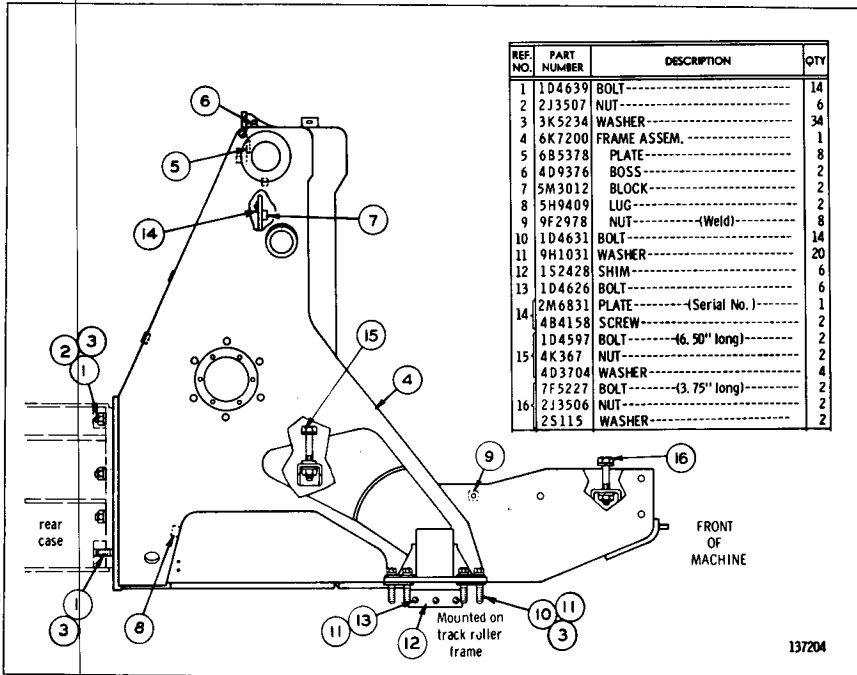
3S4673 HAND CONTROL GROUP
Serial No. 11K1023 and 11K1730—Up



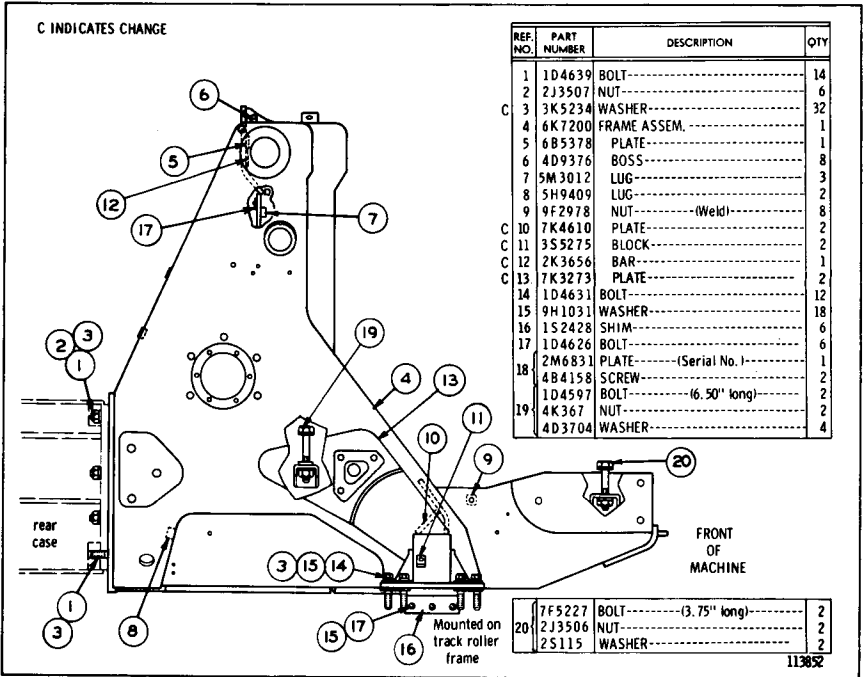
7K4581 LOADER FRAME REINFORCEMENT GROUP—Field Installation
Serial No. 11K1 to 11K1733 inclusive



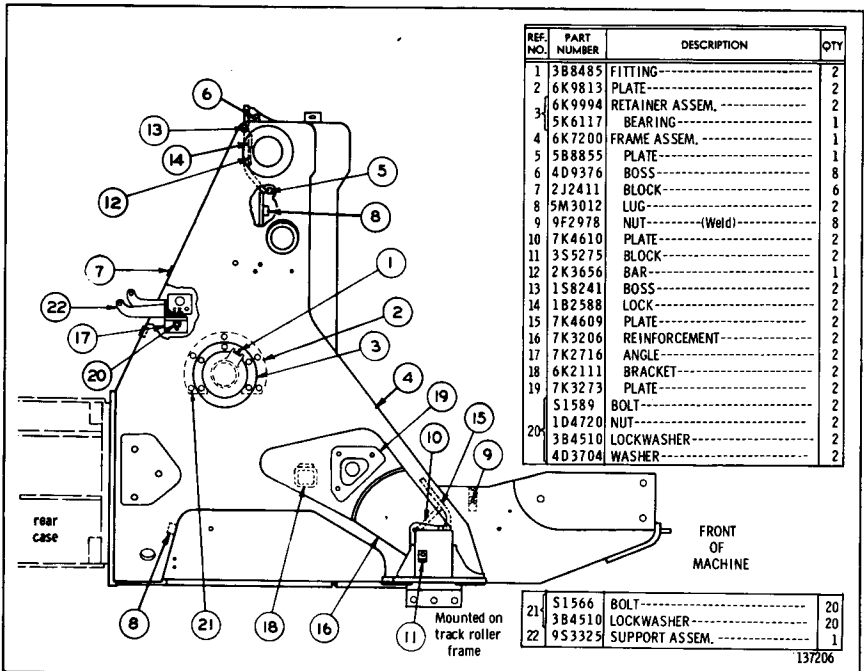
LOADER FRAME (5K6003 N/S)
 Serial No. 11K1 to 11K742 and 11K838 to 11K853 inclusive



LOADER FRAME (7K111 N/S)
 Serial No. 11K743 to 11K837 & 11K854 to 11K1733 inclusive

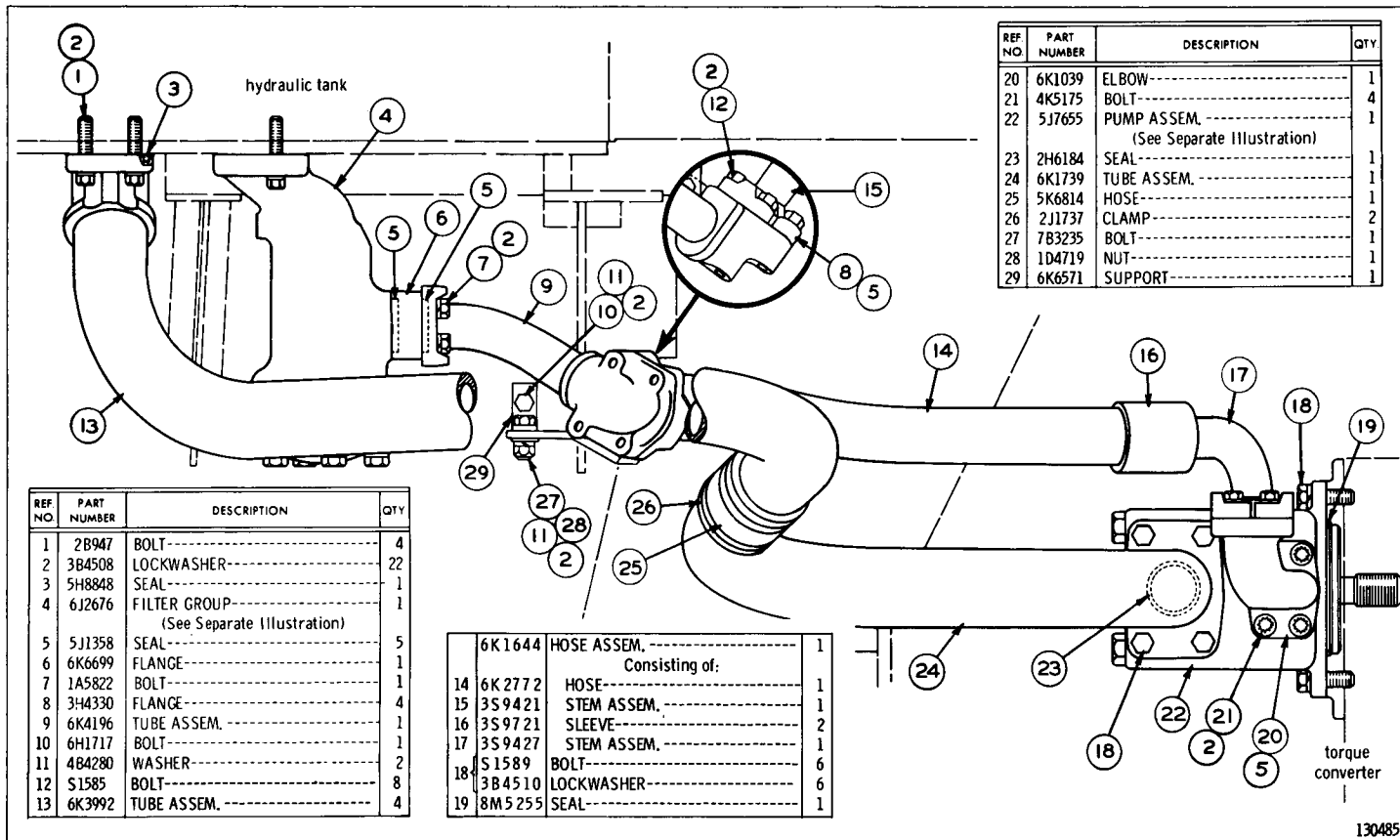


LOADER FRAME (7K111 N/S)
Serial No. 11K1734-Up



7K2101 LOADER FRAME GROUP
Provides Field Replacement for 5K6200 and 6K7200 Frame Assemblies

HYDRAULIC PUMP AND LINES—As Viewed from Right Hand Side of Machine
 Serial No. 11K1 to 11K1739 inclusive
 5J7655 Pump and 6J2676 Filter parts are shown on Pages 104 & 104A

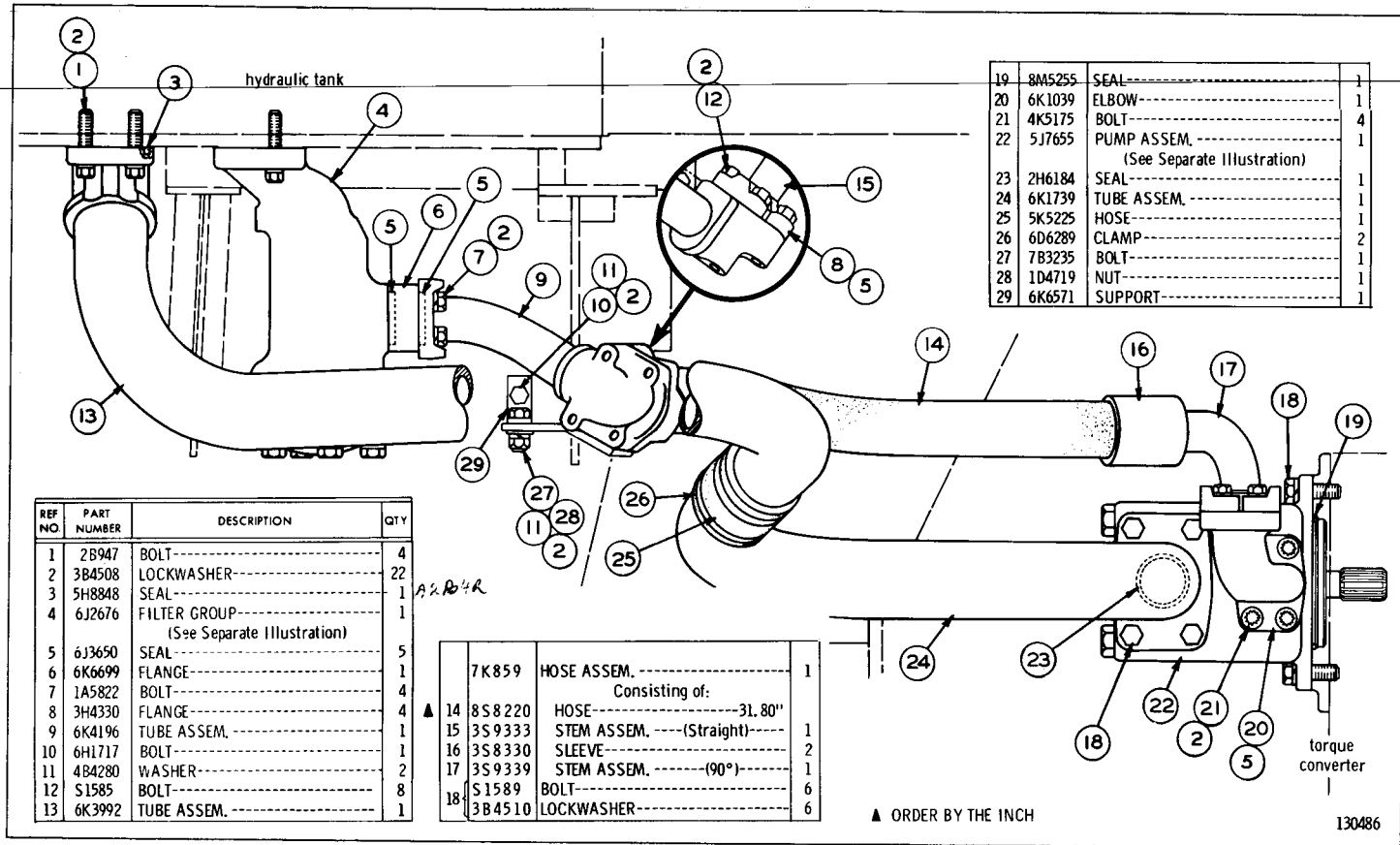


REF NO.	PART NUMBER	DESCRIPTION	QTY.
20	6K1039	ELBOW-----	1
21	4K5175	BOLT-----	4
22	5J7655	PUMP ASSEM. (See Separate Illustration)	1
23	2H6184	SEAL-----	1
24	6K1739	TUBE ASSEM.-----	1
25	5K6814	HOSE-----	1
26	2J1737	CLAMP-----	2
27	7B3235	BOLT-----	1
28	1D4719	NUT-----	1
29	6K6571	SUPPORT-----	1

REF NO.	PART NUMBER	DESCRIPTION	QTY.
1	2B947	BOLT-----	4
2	3B4508	LOCKWASHER-----	22
3	5H8848	SEAL-----	1
4	6J2676	FILTER GROUP----- (See Separate Illustration)	1
5	5J1358	SEAL-----	5
6	6K6699	FLANGE-----	1
7	1A5822	BOLT-----	1
8	3H4330	FLANGE-----	4
9	6K4196	TUBE ASSEM.-----	1
10	6H1717	BOLT-----	1
11	4B4280	WASHER-----	2
12	S1585	BOLT-----	8
13	6K3992	TUBE ASSEM.-----	4

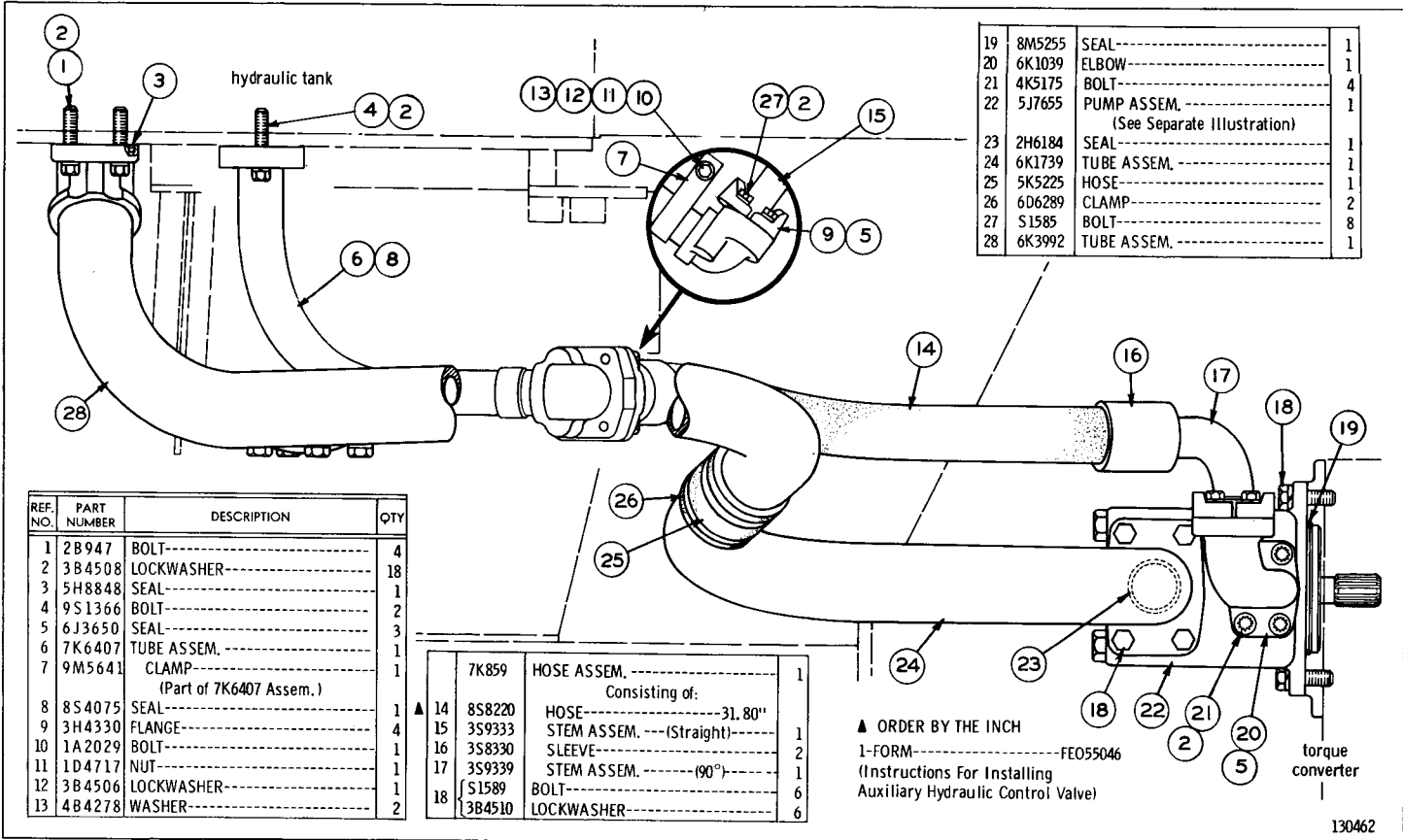
6K1644	HOSE ASSEM.-----	1	
Consisting of:			
14	6K2772	HOSE-----	1
15	3S9421	STEM ASSEM.-----	1
16	3S9721	SLEEVE-----	2
17	3S9427	STEM ASSEM.-----	1
18	S1589	BOLT-----	6
	3B4510	LOCKWASHER-----	6
19	8M5255	SEAL-----	1

HYDRAULIC CONTROL



HYDRAULIC PUMP AND LINES—As Viewed from Right Hand Side of Machine
 Serial No. 11K1740 to 2770, 2773 to 2776, 2780 and 11K2781 inclusive
 5J7655 Pump and 6J2676 Filter parts are shown on Page 104A

HYDRAULIC PUMP AND LINES (6K1993 N/S)—As Viewed from Right Hand Side of Machine
 Serial No. 11K2771, 2772, 2777 to 2779 and 11K2782 to 11K3246 inclusive
 5J7655 Pump parts are shown on Page 104A



19	8M5255	SEAL-----	1
20	6K1039	ELBOW-----	1
21	4K5175	BOLT-----	4
22	5J7655	PUMP ASSEM., (See Separate Illustration)	1
23	2H6184	SEAL-----	1
24	6K1739	TUBE ASSEM.,	1
25	5K5225	HOSE-----	1
26	6D6289	CLAMP-----	2
27	S1585	BOLT-----	8
28	6K3992	TUBE ASSEM.,	1

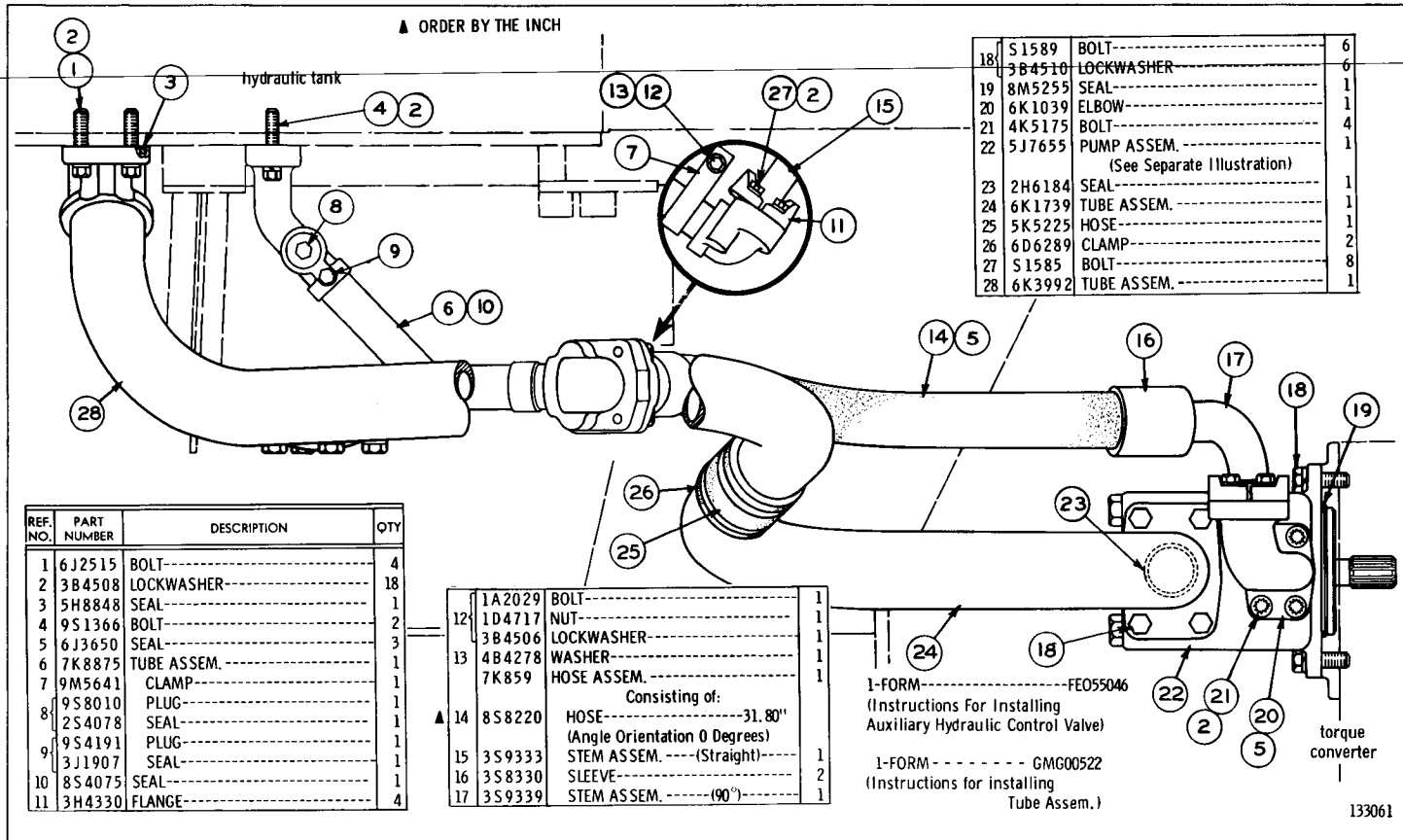
REF. NO.	PART NUMBER	DESCRIPTION	QTY
1	2B947	BOLT-----	4
2	3B4508	LOCKWASHER-----	18
3	5H8848	SEAL-----	1
4	9S1366	BOLT-----	2
5	6J3650	SEAL-----	3
6	7K6407	TUBE ASSEM.,	1
7	9M5641	CLAMP (Part of 7K6407 Assem.)	1
8	8S4075	SEAL-----	1
9	3H4330	FLANGE-----	4
10	1A2029	BOLT-----	1
11	1D4717	NUT-----	1
12	3B4506	LOCKWASHER-----	1
13	4B4278	WASHER-----	2

7K859	HOSE ASSEM.,	1	
Consisting of:			
14	8S8220	HOSE-----31.80"	1
15	3S9333	STEM ASSEM.,---(Straight)	1
16	3S8330	SLEEVE-----	2
17	3S9339	STEM ASSEM.,---(90°)	1
18	S1589	BOLT-----	6
	3B4510	LOCKWASHER-----	6

▲ ORDER BY THE INCH
 1-FORM-----FE055046
 (Instructions For Installing
 Auxiliary Hydraulic Control Valve)

HYDRAULIC CONTROL

1038



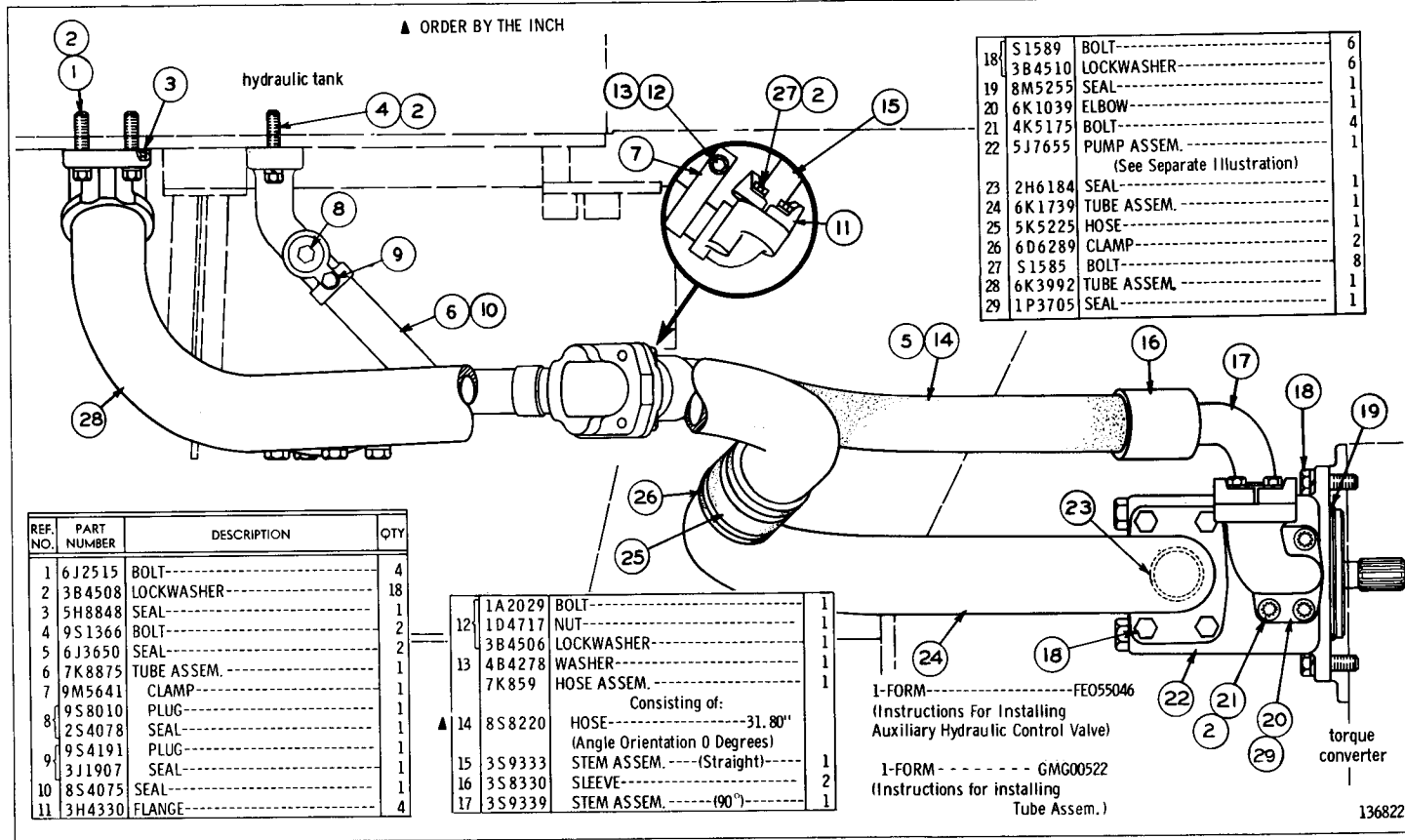
HYDRAULIC PUMP AND LINES (6K1993 N/S)—As Viewed from Right Hand Side of Machine

Serial No. 11K3247 to 11K3296 inclusive

5J7655 Pump parts are shown on Page 104A

HYDRAULIC PUMP AND LINES (6K1993 N/S)—As Viewed from Right Hand Side of Machine
 Serial No. 11K3297-Up
 5J7655 Pump parts are shown on Page 104A

▲ ORDER BY THE INCH

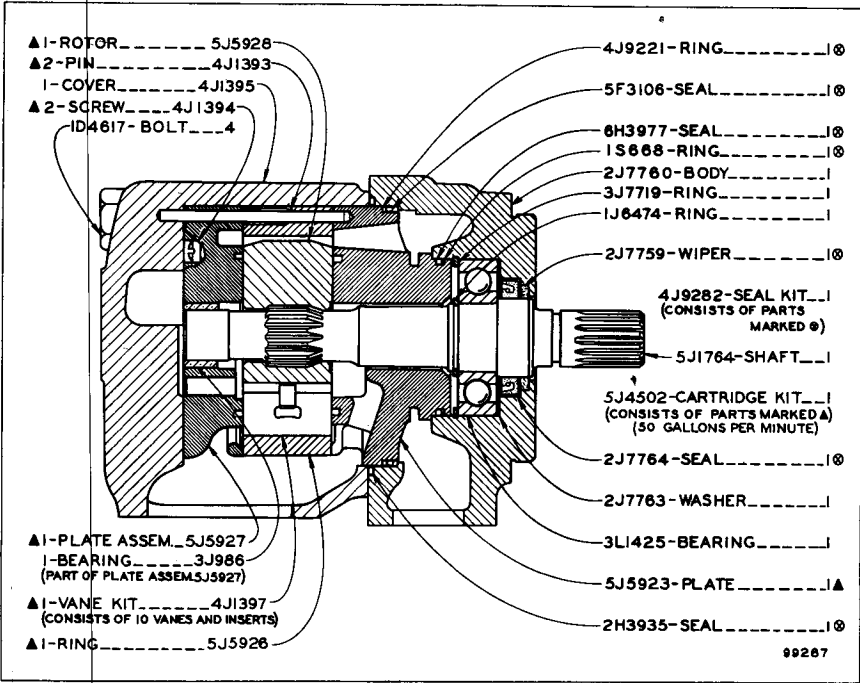


HYDRAULIC CONTROL

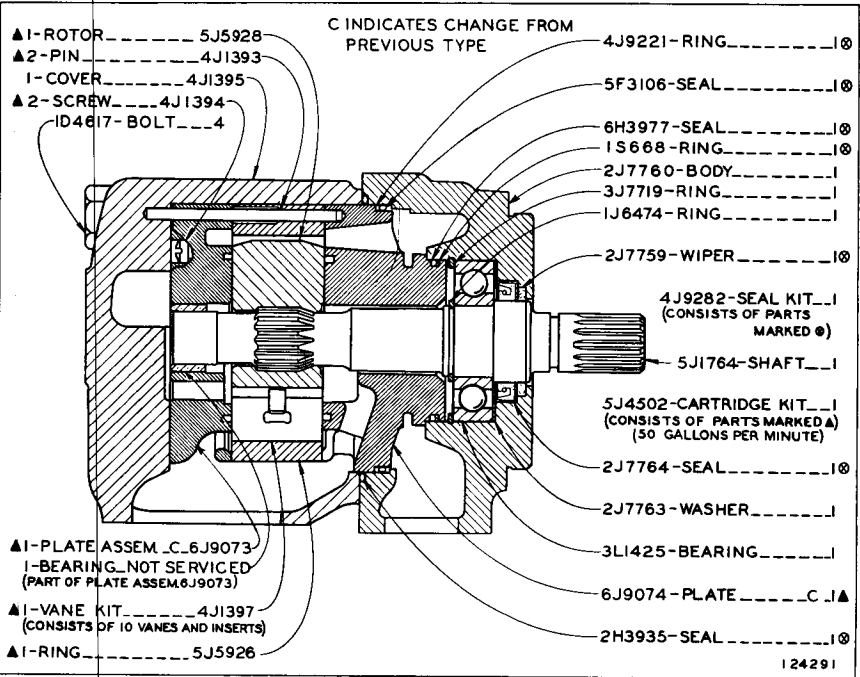
103D

136822

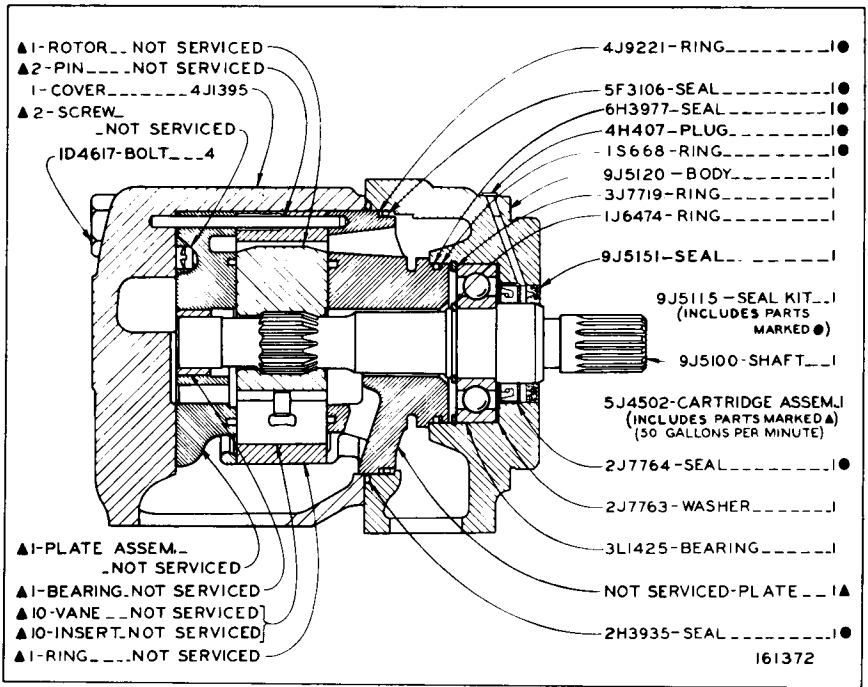
CATERPILLAR 977K TRAXCAVATOR



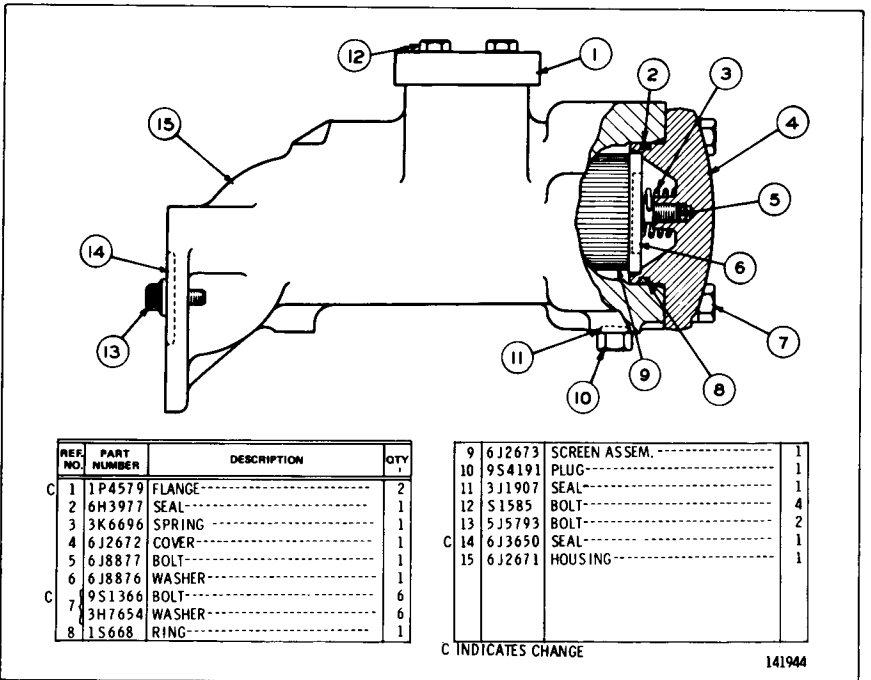
5J765 HYDRAULIC PUMP ASSEMBLY
 Serial No. 11K1 to 11K544 inclusive
 Part of Hydraulic Pump and Lines shown on Page 103



5J765 HYDRAULIC PUMP ASSEMBLY
 Serial No. 11K545 to 11K635 inclusive
 Part of Hydraulic Pump and Lines shown on Page 103

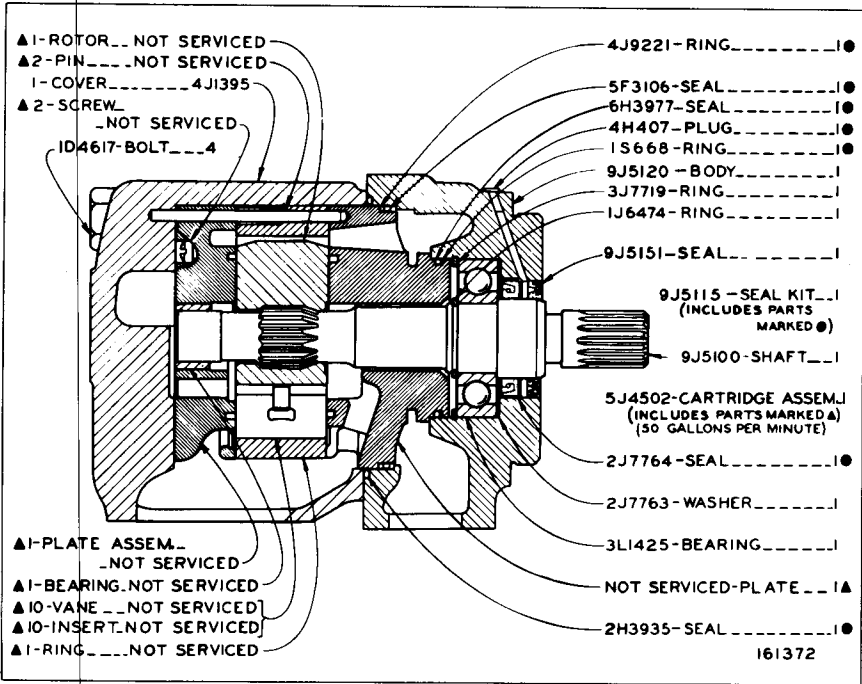


5J7655 HYDRAULIC PUMP ASSEMBLY—Replaced by 9J8197 shown on Page 104B
 Serial No. 11K636—Up
 Part of Hydraulic Pump & Lines shown on Pages 103, 103A & 103B



6J2676 SCREEN FILTER GROUP
 Part of Hydraulic Pump & Lines shown on Pages 103, 103A & 103B

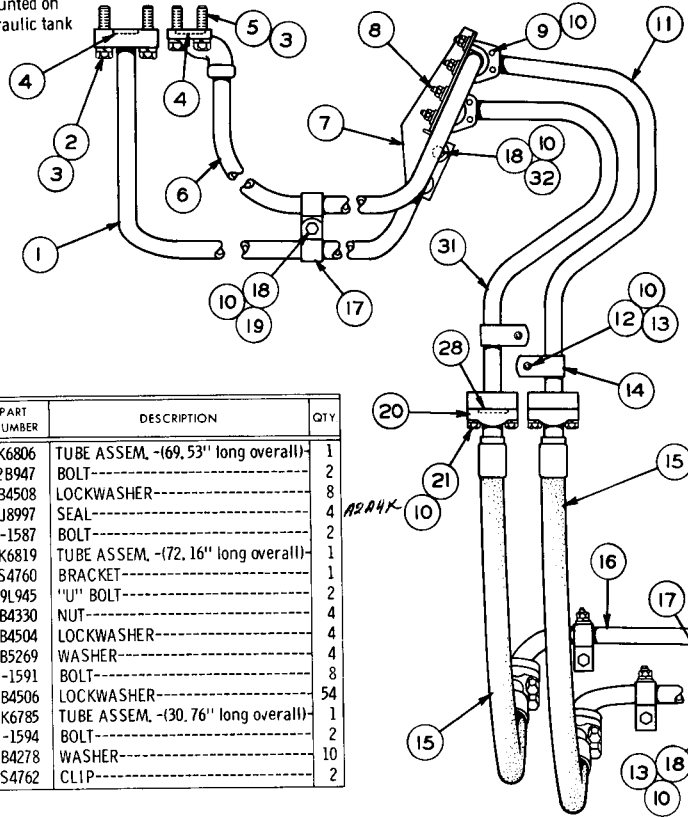
CATERPILLAR 977K TRAXCAVATOR



9J8197 VANE PUMP GROUP
 Provides Field Replacement for 5J7655 Hydraulic Pump Assembly
 shown on Pages 104 and 104A

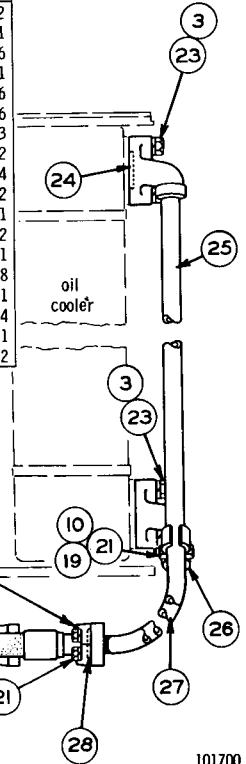
HYDRAULIC OIL COOLER LINES—As Viewed from Right Hand Side of Machine
 Serial No. 11K1 to 11K1076 inclusive

Mounted on hydraulic tank



REF NO	PART NUMBER	DESCRIPTION	QTY
15	5K7017	HOSE ASSEM. -(38, 56" long overall)-	2
16	5K7179	TUBE ASSEM. -(60, 30" long overall)-	1
17	1S3618	CLIP-----	6
18	L-1351	BOLT-----	11
19	1D4717	NUT-----	6
20	2K190	FLANGE-----	16
21	S-1588	BOLT-----	33
22	5K7018	HOSE ASSEM. -(21" long overall)-	2
23	1A1460	BOLT-----	4
24	4J521	SEAL-----	2
25	5K7117	TUBE ASSEM. -(46, 43" long overall)-	1
26	9M9130	CLAMP-----	2
27	5S9066	TUBE ASSEM. -(15, 08" long overall)-	1
28	4J5267	SEAL-----	8
29	5K7132	TUBE ASSEM. -(52, 78" long overall)-	1
30	5K7147	BRACKET-----	4
31	5K6850	TUBE ASSEM. -(28, 95" long overall)-	1
32	4B5271	WASHER-----	2

REF NO	PART NUMBER	DESCRIPTION	QTY
1	5K6806	TUBE ASSEM. -(69, 53" long overall)-	1
2	2B947	BOLT-----	2
3	3B4508	LOCKWASHER-----	8
4	4J8997	SEAL-----	4
5	S-1587	BOLT-----	2
6	5K6819	TUBE ASSEM. -(72, 16" long overall)-	1
7	5S4760	BRACKET-----	1
8	9L945	"U" BOLT-----	2
	1B4330	NUT-----	4
8	3B4504	LOCKWASHER-----	4
	4B5269	WASHER-----	4
9	S-1591	BOLT-----	8
10	3B4506	LOCKWASHER-----	54
11	5K6785	TUBE ASSEM. -(30, 76" long overall)-	1
12	S-1594	BOLT-----	2
13	4B4278	WASHER-----	10
14	2S4762	CLIP-----	2



HYDRAULIC CONTROL

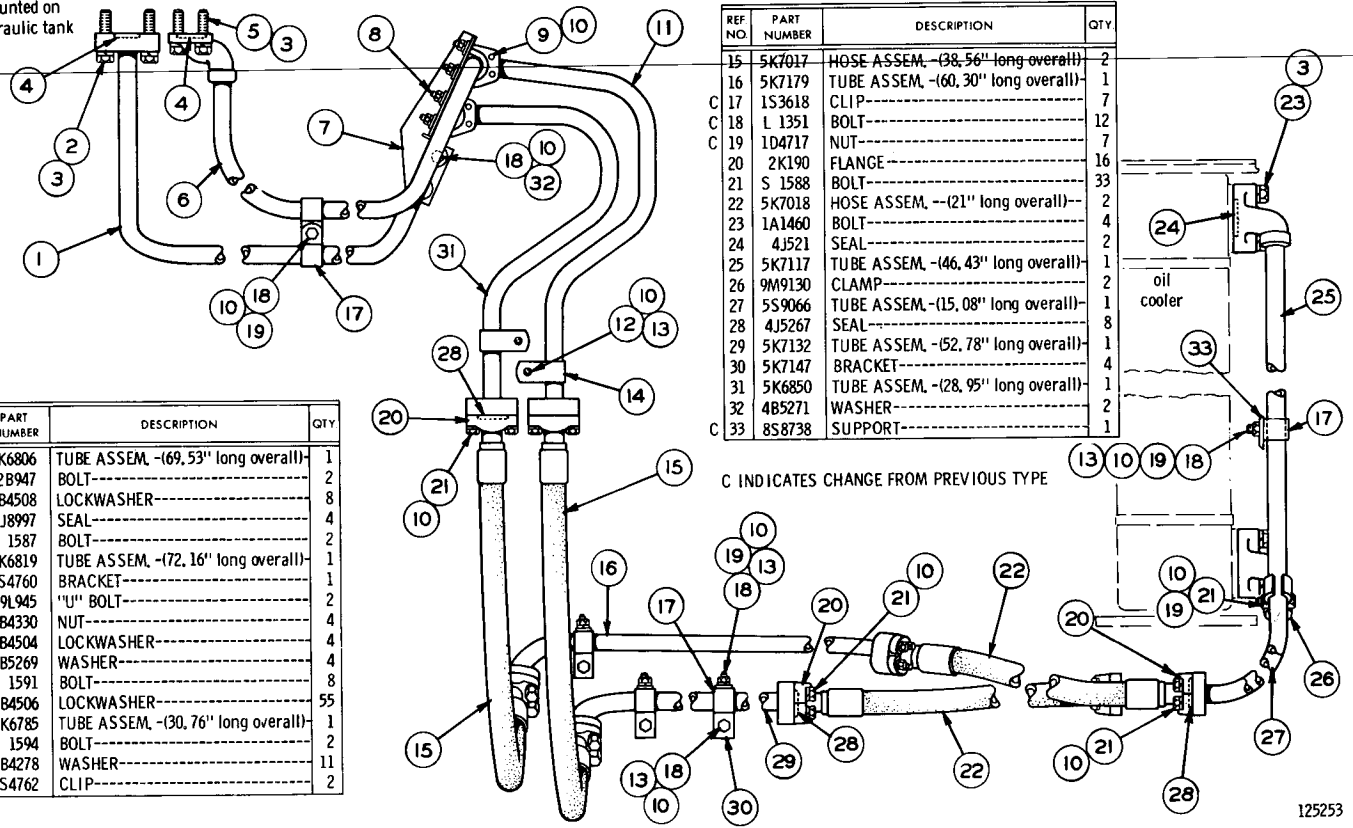
104C

Mounted on hydraulic tank

REF NO	PART NUMBER	DESCRIPTION	QTY
1	5K6806	TUBE ASSEM. -(69,53" long overall)	1
2	2B947	BOLT-----	2
3	3B4508	LOCKWASHER-----	4
4	4J8997	SEAL-----	4
5	S 1587	BOLT-----	2
6	5K6819	TUBE ASSEM. -(72,16" long overall)	1
7	5S4760	BRACKET-----	1
	9L945	"U" BOLT-----	2
	1B4330	NUT-----	4
8	3B4504	LOCKWASHER-----	4
	4B5269	WASHER-----	4
9	S 1591	BOLT-----	4
C 10	3B4506	LOCKWASHER-----	55
11	5K6785	TUBE ASSEM. -(30,76" long overall)	1
12	S 1594	BOLT-----	2
C 13	4B4278	WASHER-----	11
14	2S4762	CLIP-----	2

REF NO	PART NUMBER	DESCRIPTION	QTY
15	5K7017	HOSE ASSEM. -(38,56" long overall)	2
16	5K7179	TUBE ASSEM. -(60,30" long overall)	1
17	1S3618	CLIP-----	7
C 18	L 1351	BOLT-----	12
C 19	1D4717	NUT-----	7
20	2K190	FLANGE-----	16
21	S 1588	BOLT-----	33
22	5K7018	HOSE ASSEM. -(21" long overall)	2
23	1A1460	BOLT-----	4
24	4J521	SEAL-----	2
25	5K7117	TUBE ASSEM. -(46,43" long overall)	1
26	9M9130	CLAMP-----	2
27	5S9066	TUBE ASSEM. -(15,08" long overall)	1
28	4J5267	SEAL-----	8
29	5K7132	TUBE ASSEM. -(52,78" long overall)	1
30	5K7147	BRACKET-----	4
31	5K6850	TUBE ASSEM. -(28,95" long overall)	1
32	4B5271	WASHER-----	2
C 33	8S8738	SUPPORT-----	1

C INDICATES CHANGE FROM PREVIOUS TYPE

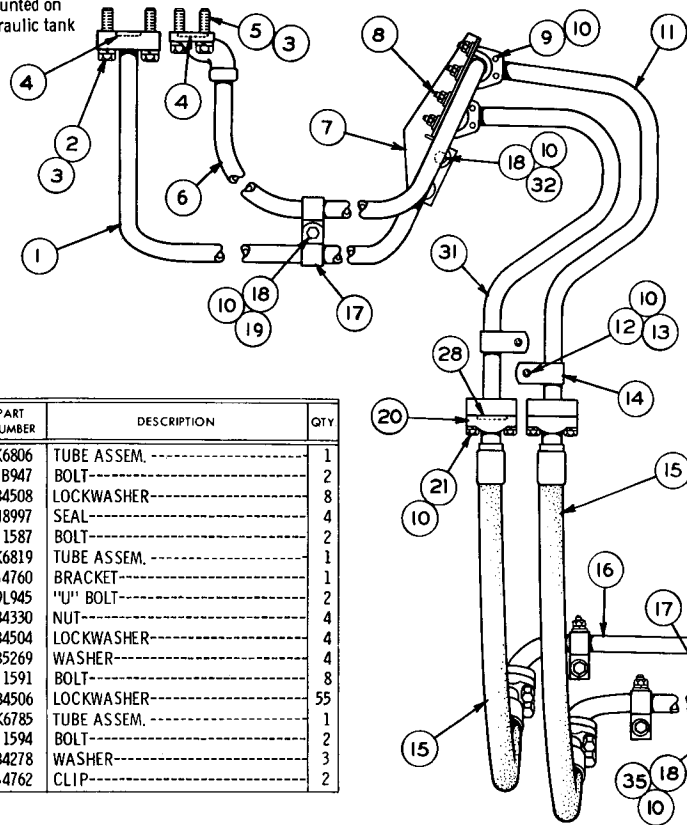


125253

HYDRAULIC OIL COOLER LINES—As Viewed from Right Hand Side of Machine
Serial No. 11K1077 to 11K2560 inclusive

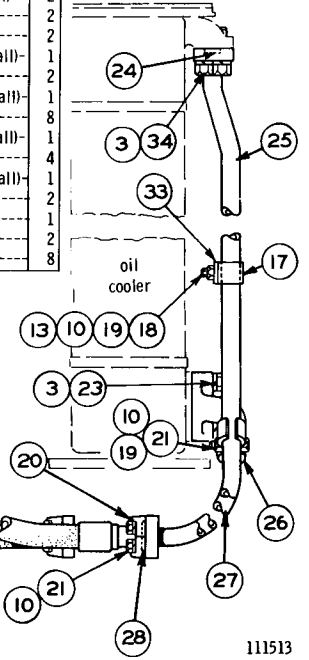
HYDRAULIC OIL COOLER LINES (5K6983 N/S)—As Viewed from Right Hand Side of Machine
 Serial No. 11K2561 to 1K3219 inclusive

Mounted on hydraulic tank



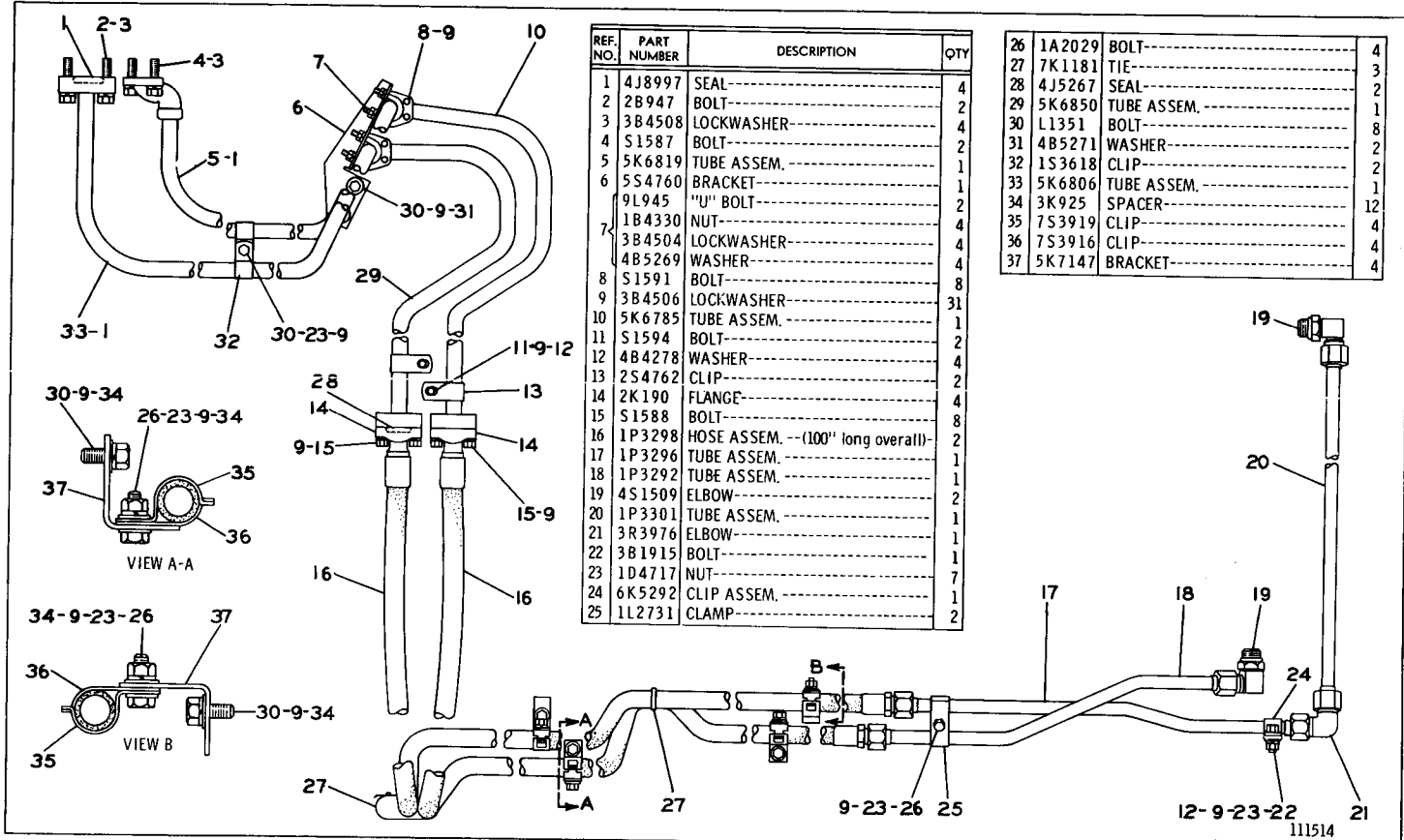
15	5K 7017	HOSE ASSEM. --(38.56" long overall)--	2
16	5K 7179	TUBE ASSEM. --(60.30" long overall)--	1
17	1S 3618	CLIP-----	7
18	L1351	BOLT-----	12
19	1D4717	NUT-----	7
20	2K 190	FLANGE-----	16
21	S 1588	BOLT-----	33
22	5K 7018	HOSE ASSEM. --(21" long overall)--	2
23	1A 1460	BOLT-----	2
24	4J521	SEAL-----	2
25	9S 8387	TUBE ASSEM. --(46.76" long overall)--	1
26	9M9130	CLAMP-----	2
27	5S 9066	TUBE ASSEM. --(15.08" long overall)--	1
28	4J5267	SEAL-----	8
29	5K 7132	TUBE ASSEM. --(52.78" long overall)--	1
30	5K 7147	BRACKET-----	4
31	5K 6850	TUBE ASSEM. --(28.95" long overall)--	1
32	4B 5271	WASHER-----	2
33	8S 8738	SUPPORT-----	1
34	S 1585	BOLT-----	2
35	3K 925	SPACER-----	8

REF NO.	PART NUMBER	DESCRIPTION	QTY
1	5K6806	TUBE ASSEM. -----	1
2	2B947	BOLT-----	2
3	3B4508	LOCKWASHER-----	8
4	4J8997	SEAL-----	4
5	S 1587	BOLT-----	2
6	5K6819	TUBE ASSEM. -----	1
7	5S4760	BRACKET-----	1
	9L945	"U" BOLT-----	2
	1B4330	NUT-----	4
8	3B4504	LOCKWASHER-----	4
	4B5269	WASHER-----	4
9	S 1591	BOLT-----	8
10	3B4506	LOCKWASHER-----	55
11	5K6785	TUBE ASSEM. -----	1
12	S 1594	BOLT-----	2
13	4B4278	WASHER-----	3
14	2S4762	CLIP-----	2



HYDRAULIC CONTROL

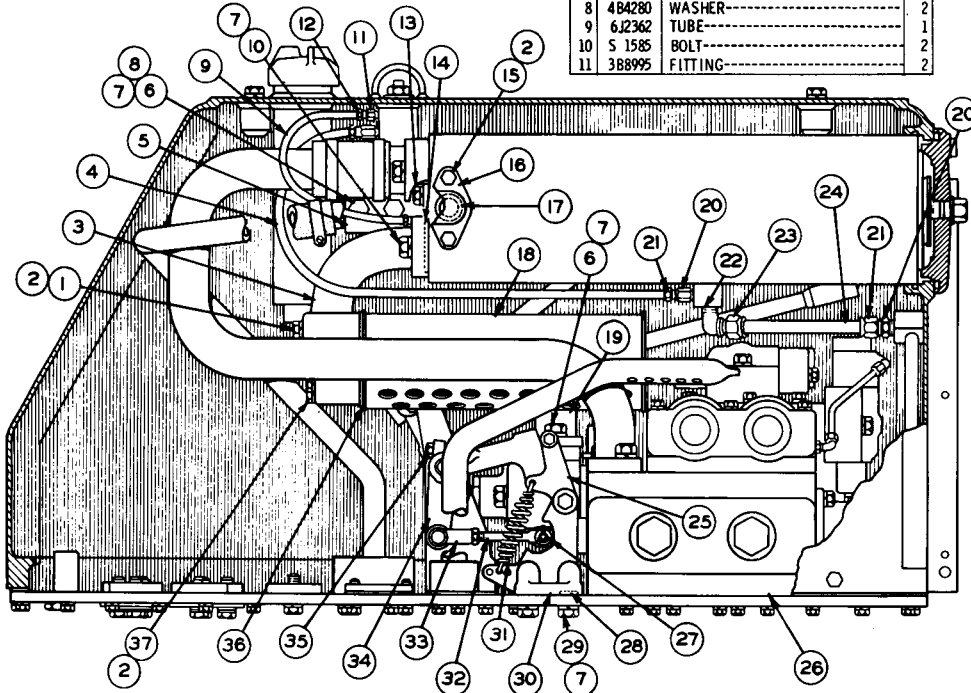
HYDRAULIC OIL COOLER LINES (1P3719 N/S)—As Viewed from Right Hand Side of Machine
Effective with Serial No. 11K3220



REF NO	PART NUMBER	DESCRIPTION	QTY
1	L 1352	BOLT-----	2
2	3B4506	LOCKWASHER-----	6
3	5J5937	TUBE ASSEM.-----	1

REF NO	PART NUMBER	DESCRIPTION	QTY
4	6J2363	TUBE-----	1
5	5J5146	BRACKET-----	1
6	6H1717	BOLT-----	4
7	3B4508	LOCKWASHER-----	8
8	4B4280	WASHER-----	2
9	6J2362	TUBE-----	1
10	S 1585	BOLT-----	2
11	3B8995	FITTING-----	2

REF NO	PART NUMBER	DESCRIPTION	QTY
12	1F1344	NUT-----	2
		(1 in each 3B8995 Fitting)	
	T 318	BOLT-----	2
13	3B4507	LOCKWASHER-----	2
	4B4279	WASHER-----	2
14	7F8267	SEAL-----	1
15	1A2029	BOLT-----	2
16	6J236	TUBE ASSEM.-----	1
17	5F1678	SEAL-----	1
18	6J3909	TUBE ASSEM.-----	1
19	5J6022	TUBE ASSEM.-----	1
20	3B8996	FITTING-----	3
21	8F8997	NUT-----	3
		(1 in each 3B8996 Fitting)	
22	3B8999	FITTING-----	1
23	1F1344	NUT-----	1
		(Part of 3B8999 Fitting)	
24	6J5488	TUBE-----	1
25	5J5108	LEVER-----	1
26	5J7953	CONTROL VALVE GROUP-----	1
		(See Separate Illustration)	
	1J4384	PIN-----	1
27	3B4615	COTTER PIN-----	1
28	8F3469	SEAL-----	2
29	7B3235	BOLT-----	2
30	5J5006	BRACKET-----	1
31	6J471	SPRING-----	1
32	5J5932	ROD-----	1
33	1J8489	END-----	1
	5B9079	NUT-----	1
	5J5110	LEVER-----	1
34	1B8706	KEY-----	1
35	1A2209	BOLT-----	1
36	5J5942	GASKET-----	1
	5J9261	DISC-----	1
37	T 573	BOLT-----	2



123195

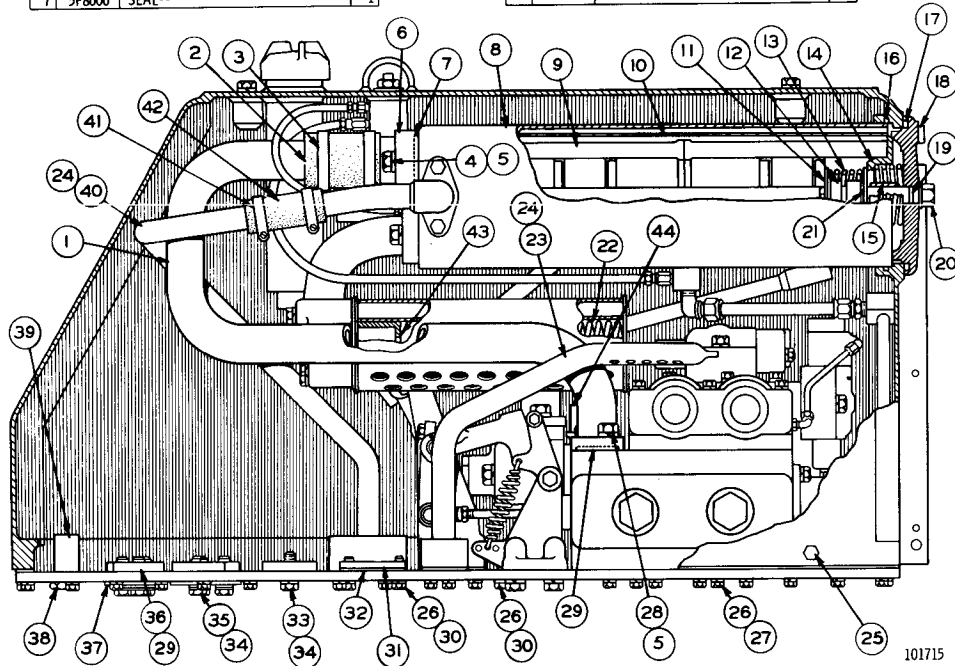
HYDRAULIC TANK AND VALVE—As Viewed from Right Hand Side of Machine—Part 1 of 4
 Serial No. 11K1 to 11K1176 inclusive. 5J7953 Valve parts are shown on Pages 110 and 111
 Refer also to Pages 153, 154 and 155 for special parts

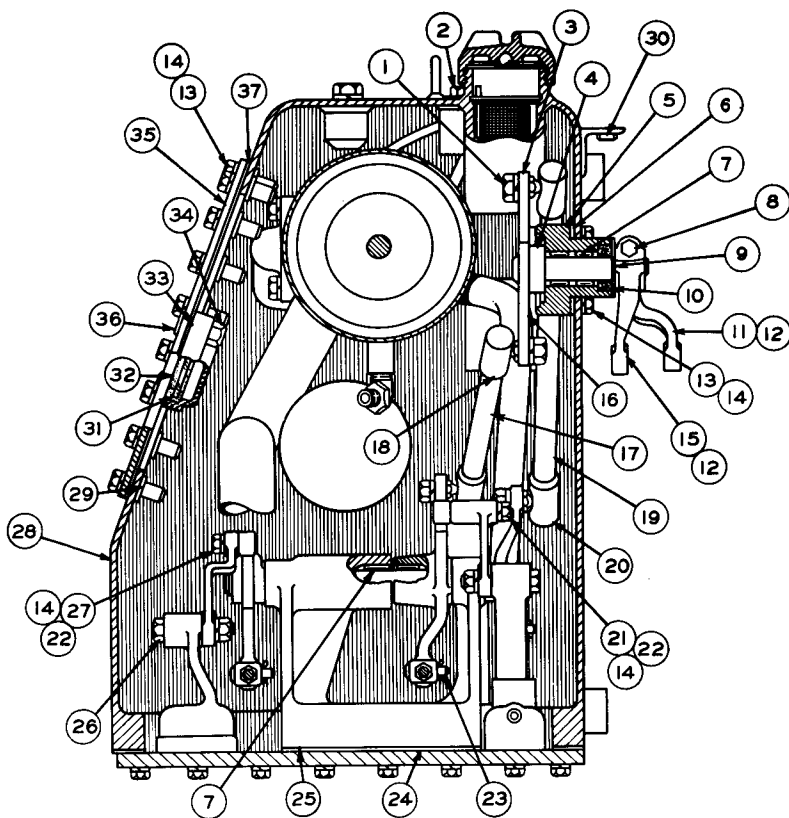
HYDRAULIC TANK AND VALVE—As Viewed from Right Hand Side of Machine—Part 2 of 4
 Serial No. 11K1 to 11K1176 inclusive

REF NO	PART NUMBER	DESCRIPTION	QTY
1	5J5182	TUBE ASSEM.-----	1
2	4J7313	HOSE-----	1
3	4M7139	CLAMP-----	2
4	S-1587	BOLT-----	2
5	3B4508	LOCKWASHER-----	4
6	5J5157	TUBE ASSEM.-----	1
7	5F8000	SEAL-----	1

REF NO	PART NUMBER	DESCRIPTION	QTY
8	5J4962	TUBE ASSEM.-----	1
9	4J6064	ELEMENT ASSEM.-----	2
10	6J3795	SCREEN ASSEM.-----	1
	2J917	RETAINER-----	1
11	1H1200	PIN----- (1.25" Long)	1
	6H3956	PIN----- (1" Long)	1

REF NO	PART NUMBER	DESCRIPTION	QTY
12	5J1607	SPACER-----	1
13	5J2926	SPRING-----	1
14	4J1704	SEAT-----	1
15	6J2236	SPRING-----	1
16	2K4472	SEAL-----	1
	6J2933	COVER-----	1
	9L5032	SEAL-----	1
17	2J2864	PLUG-----	1
	6F5559	SEAL-----	1
19	6F4855	SEAL-----	1
20	5J4871	BOLT ASSEM.-----	1
	3B9363	WASHER-----	1
	2J918	VALVE-----	1
21	6J3911	SPRING-----	1
23	5J5204	TUBE ASSEM.-----	1
24	5J5166	GASKET-----	2
25	3K8460	PLUG-----	1
	1J9671	SEAL-----	1
26	1A2029	BULB-----	15
27	3B4506	LOCKWASHER-----	4
28	S-1585	BOLT-----	2
29	1H9696	SEAL-----	5
	5L5840	WASHER----- (washer)	11
30	5B9628	WASHER----- (washer)	11
31	3J9306	COVER-----	2
32	4J8425	GASKET-----	2
33	S-1595	BOLT-----	2
34	5L5180	WASHER----- (washer)	10
	1K4703	WASHER----- (washer)	10
35	7B3235	BOLT-----	8
36	3J9296	COVER-----	5
	4J9957	COVER-----	4
37	2J1799	GASKET-----	4
	7M5897	PLUG ASSEM.-----	1
38	2M9780	SEAL----- (Part of 7M5897 Plug Assem.)	1
39	6J1888	BLOCK-----	2
	3F4479	PIN-----	2
40	5J5202	TUBE ASSEM.-----	1
41	9M7958	CLAMP-----	2
42	5J5211	HOSE-----	1
43	6J3908	ORIFICE-----	1
44	6J4578	STOP-----	1



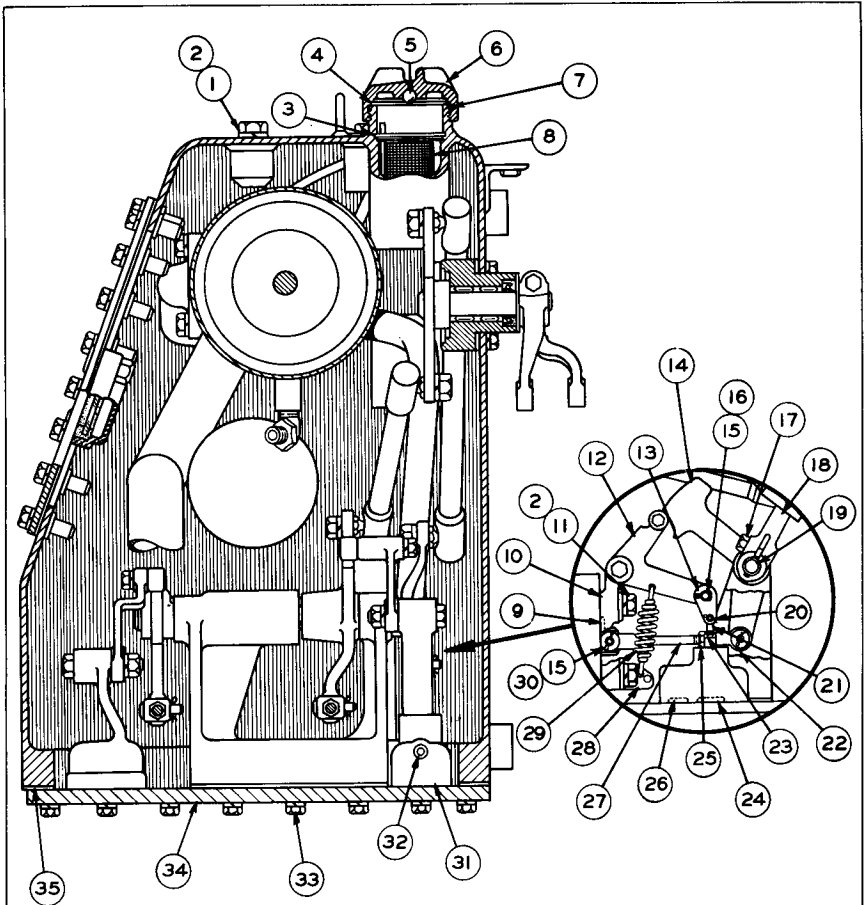


REF NO.	PART NUMBER	DESCRIPTION	QTY.
1	1B4205	NUT-----	4
	3B4508	LOCKWASHER-----	4
2	6J468	INDICATOR ASSEM.-----	1
3	5J5774	LEVER ASSEM.-----	1
4	2H5746	ADAPTER-----	2
5	5J8102	HOUSING-----	2
6	4J8425	GASKET-----	2
7	7F7983	BEARING-----	8
8	S-1571	BOLT-----	2
	1D4717	NUT-----	2
9	8B4037	WASHER-----	2
10	3J4407	SEAL-----	2
11	5J5728	LEVER-----	1
12	1B8706	KEY-----	2
13	S-1594	BOLT-----	52
14	3B4506	LOCKWASHER-----	54
15	5J5729	LEVER-----	1
16	5J5776	LEVER ASSEM.-----	1
17	5J5765	ROD ASSEM.-----	1
18	2H9250	JOINT-----	2
		(Part of 5J5765 Rod Assem.)	
19	5J5764	ROD ASSEM.-----	1
20	2H9250	JOINT-----	2
		(Part of 5J5764 Rod Assem.)	

REF NO.	PART NUMBER	DESCRIPTION	QTY.
21	4J3441	ROLLER-----	1
22	1B4203	NUT-----	2
23	1J4384	PIN-----	2
	3B4615	COTTER PIN-----	2
24	5J5247	GASKET-----	1
25	5J5033	BRACKET-----	1
	2J6602	PIN-----	2
26	1B4204	NUT-----	2
	3B4507	LOCKWASHER-----	2
27	2J8262	ROLLER-----	1
28	5J5155	TANK ASSEM.-----	1
29	6J2237	BOSS-----	44
30	9F2978	NUT----- (Weld) (Parts of 5J5155 Tank Assem.)	2
31	4J8252	GLASS-----	1
32	4J8251	GROMMET-----	1
33	4J8250	RETAINER-----	1
34	4J8265	NUT-----	4
	6J2459	COVER ASSEM.-----	1
		Consisting of:	
35	5J5159	COVER-----	1
36	5J96	STUD-----	4
37	5J5160	GASKET-----	1

120355

HYDRAULIC TANK AND VALVE—As Viewed from Front of Machine—Part 3 of 4
Serial No. 11K1 to 11K1176 inclusive



REF NO	PART NUMBER	DESCRIPTION	QTY
1	S-1620	BOLT-----	2
2	3B4508	LOCKWASHER-----	4
3	6H9361	RING-----	1
4	6H5139	PLATE-----	1
5	7B6368	BALL-----	1
6	7H1447	CAP-----	1
7	9H6454	GASKET-----	1
8	6J2025	STRAINER ASSEM.-----	1
9	4J519	SEAL-----	1
10	5J5109	BRACKET-----	1
11	S-1587	BOLT-----	2
12	5J5071	LEVER-----	1
13	5J7518	LINK-----	2
14	5J5111	LEVER-----	1
15	1J4384	PIN-----	2
16	3B4618	COTTER PIN-----	1
17	7H3912	BUSHING-----	1
18	S-1588	BOLT-----	1
18	4J7739	LEVER-----	1
18	1B8706	KEY-----	1
19	5J5105	SHAFT-----	1

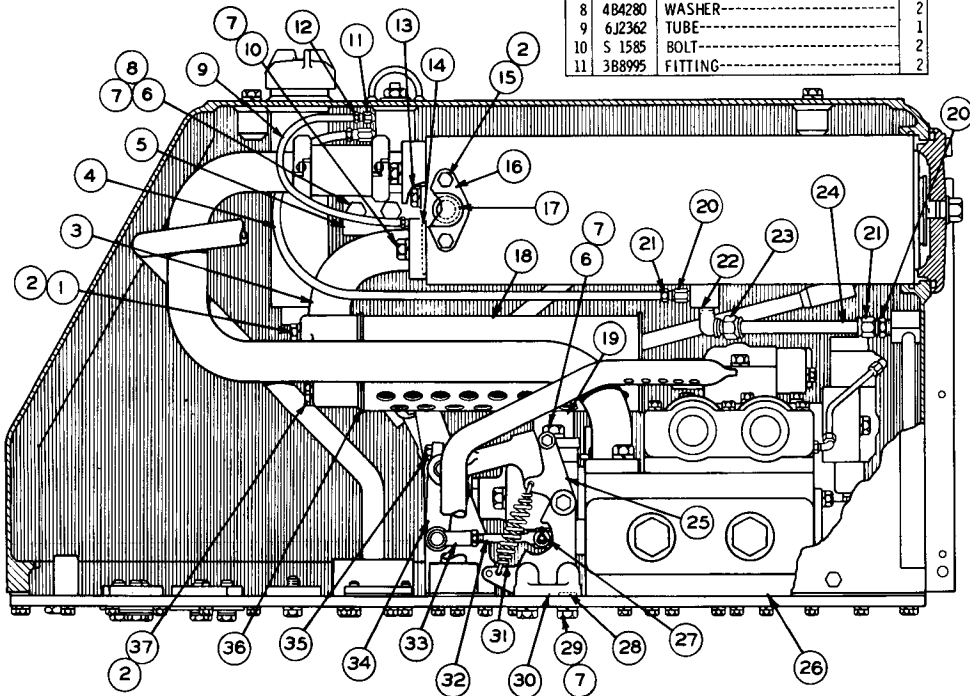
REF NO	PART NUMBER	DESCRIPTION	QTY
20	2S975	PIN-----	1
20	3B4607	COTTER PIN-----	1
21	5J7546	ROD-----	1
22	1J8489	END-----	1
23	6F612	NUT-----	1
24	5F7054	SEAL-----	1
25	5B9079	NUT-----	1
26	6F4855	SEAL-----	1
27	5J5933	ROD-----	1
28	5J5941	BRACKET-----	1
29	6J471	SPRING-----	1
30	3B4615	COTTER PIN-----	1
30	5J7958	BODY GROUP-----	1
Consisting of:			
31	Not Serv.	BODY-----	1
31	Not Serv.	STEM-----	1
32	304603	PLUG-----	1
33	T-320	BOLT-----	52
33	3B4507	LOCKWASHER-----	52
34	5J5178	PLATE-----	1
35	5J5234	GASKET-----	1

121722

HYDRAULIC TANK AND VALVE—As Viewed from Front of Machine—Part 4 of 4
 Serial No. 11K1 to 11K1176 inclusive
 Refer also to Page 127B for special parts

REF NO	PART NUMBER	DESCRIPTION	QTY
1	L 1352	BOLT-----	2
2	3B4506	LOCKWASHER-----	6
3	5J5937	TUBE ASSEM.-----	1

REF NO	PART NUMBER	DESCRIPTION	QTY
4	6J2363	TUBE-----	1
5	5J5146	BRACKET-----	1
6	6H1717	BOLT-----	4
7	3B4508	LOCKWASHER-----	8
8	4B4280	WASHER-----	2
9	6J2362	TUBE-----	1
10	S 1585	BOLT-----	2
11	3B8995	FITTING-----	2



REF NO	PART NUMBER	DESCRIPTION	QTY
12	1F1344	NUT-----	2
		(1 in each 3B8995 Fitting)	
13	T 318	BOLT-----	2
	3B4507	LOCKWASHER-----	2
	4B4279	WASHER-----	2
14	7F8267	SEAL-----	1
15	1A2029	BOLT-----	2
16	6J236	TUBE ASSEM.-----	1
17	5F1678	SEAL-----	1
18	6J3909	TUBE ASSEM.-----	1
19	5J6022	TUBE ASSEM.-----	1
20	3B8996	FITTING-----	3
21	8F8997	NUT-----	3
		(1 in each 3B8996 Fitting)	
22	3B8999	FITTING-----	1
23	1F1344	NUT-----	1
		(Part of 3B8999 Fitting)	
24	6J5488	TUBE-----	1
25	5J5108	LEVER-----	1
26	5J7953	CONTROL VALVE GROUP-----	1
		(See Separate Illustration)	
27	1J4384	PIN-----	1
	3B4615	COTTER PIN-----	1
28	8F3469	SEAL-----	2
29	7B3235	BOLT-----	2
30	5J5006	BRACKET-----	1
31	7J771	SPRING-----	1
32	5J5932	ROD-----	1
33	1J8489	END-----	1
	5B9079	NUT-----	1
34	5J5110	LEVER-----	1
	1B8706	KEY-----	1
35	1A2209	BOLT-----	1
36	5J5942	GASKET-----	1
	5J9261	DISC-----	1
37	T 573	BOLT-----	2

C INDICATES CHANGE
FROM PREVIOUS TYPE

128182

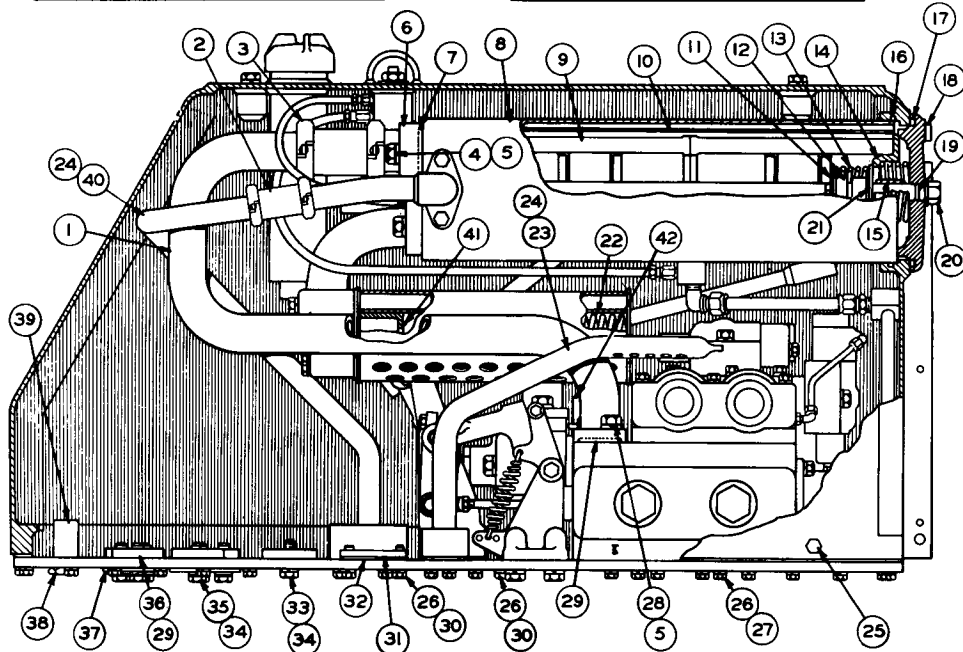
HYDRAULIC TANK AND VALVE—As Viewed from Right Hand Side of Machine—Part 1 of 4
Serial No. 11K1177 to 11K1786 & 11K2009 inclusive. 5J7953 Valve parts are shown on Pages 110 and 111
Refer also to Pages 153, 154 and 155 for special parts

HYDRAULIC TANK AND VALVE—As Viewed from Right Hand Side of Machine—Part 2 of 4
 Serial No. 11K1177 to 11K1786 & 11K2009 inclusive

REF NO.	PART NUMBER	DESCRIPTION	QTY
1	5J5182	TUBE ASSEM.	1
2	2S7070	JOINT ASSEM.	1
3	6L2849	COUPLING.....	2
4	S 1587	BOLT.....	2
5	3B4508	LOCKWASHER.....	4
6	5J5157	TUBE ASSEM.	1
7	5F8000	SEAL.....	1

REF NO.	PART NUMBER	DESCRIPTION	QTY
8	5J4962	TUBE ASSEM.	1
9	4J6064	ELEMENT ASSEM.	2
10	6J3795	SCREEN ASSEM.	1
	2J917	RETAINER.....	1
11	1H1200	PIN----- (L. 25" Long)	1
	6H3956	PIN----- (L. 1" Long)	1

C INDICATES CHANGE FROM PREVIOUS TYPE

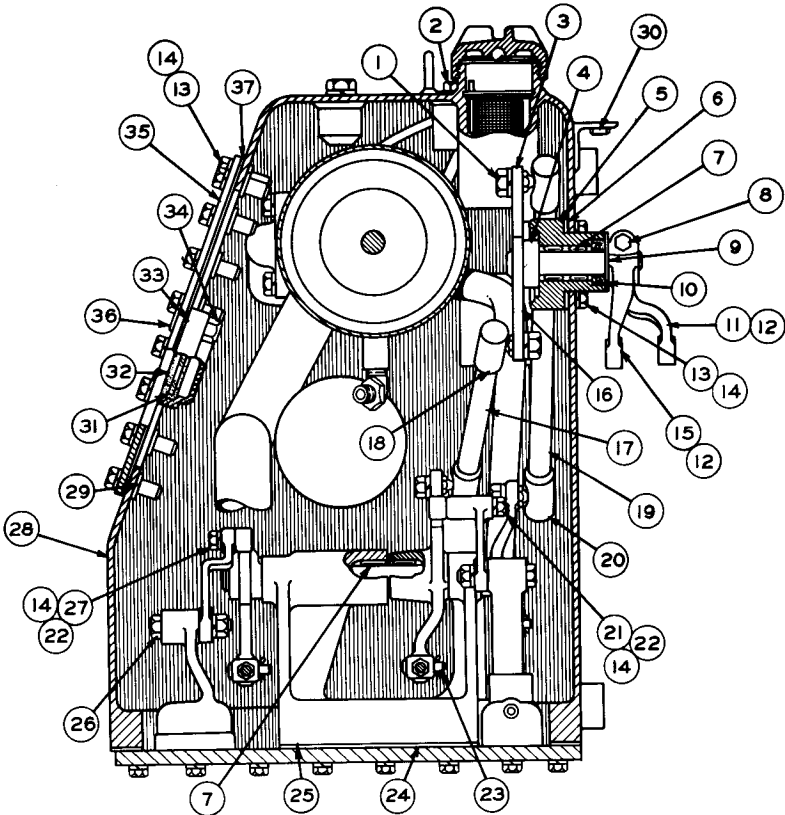


REF NO.	PART NUMBER	DESCRIPTION	QTY
12	5J1607	SPACER.....	1
13	5J2926	SPRING.....	1
14	4J1704	SEAT.....	1
15	6J2236	SPRING.....	1
16	2K4472	SEAL.....	1
	6J2933	COVER.....	1
17	5J5032	SEAL.....	1
	2J2864	PLUG.....	1
18	6F5559	SEAL.....	1
19	6F4855	SEAL.....	1
20	5J4871	BOLT ASSEM.	1
	3B9363	WASHER.....	1
21	2J918	VALVE.....	1
22	6J3911	SPRING.....	1
23	5J5204	TUBE ASSEM.	1
24	5J5166	GASKET.....	2
25	3K8460	PLUG.....	2
	1J9671	SEAL.....	1
26	1A2029	BOLT.....	15
27	3B4506	LOCKWASHER.....	4
28	S 1585	BOLT.....	2
29	1H9696	SEAL.....	5
30	5L5840	WASHER..... ()	11
	5B9628	WASHER..... ()	11
31	3J9306	COVER.....	2
32	4J8425	GASKET.....	2
33	S 1595	BOLT.....	2
34	5L5180	WASHER..... ()	10
	1K4703	WASHER..... ()	10
35	7B3235	BOLT.....	8
36	3J9296	COVER.....	5
	4J9957	COVER.....	4
37	2J1799	GASKET.....	4
	7M5897	PLUG ASSEM.	1
38	2M9780	SEAL.....	1
		(Part of 7M5897 Plug Assem.)	
39	6J1888	BLOCK.....	2
	3F4479	PIN.....	2
40	5J5202	TUBE ASSEM.	1
41	6J3908	ORIFICE.....	1
42	6J4578	STOP.....	1

128183

HYDRAULIC CONTROL

108C

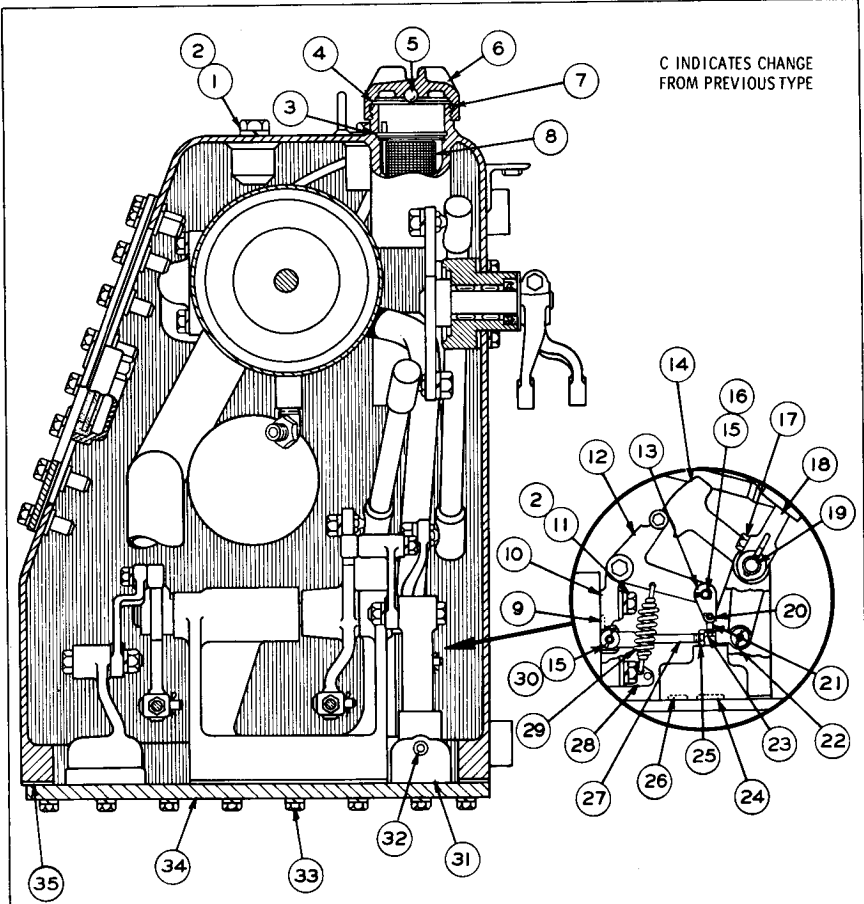


REF NO.	PART NUMBER	DESCRIPTION	QTY
1	1B4205	NUT-----	4
	3B4508	LOCKWASHER-----	4
2	6J468	INDICATOR ASSEM.-----	1
3	5J5774	LEVER ASSEM.-----	1
4	2H5746	ADAPTER-----	2
5	5J8102	HOUSING-----	2
6	4J8425	GASKET-----	2
7	7F7983	BEARING-----	8
8	S-1571	BOLT-----	2
	1D4717	NUT-----	2
9	8B4037	WASHER-----	2
10	3J4407	SEAL-----	2
11	5J5728	LEVER-----	1
12	1B8706	KEY-----	2
13	S-1594	BOLT-----	52
14	3B4506	LOCKWASHER-----	54
15	5J5729	LEVER-----	1
16	5J5776	LEVER ASSEM.-----	1
17	5J5765	ROD ASSEM.-----	1
18	2H9250	JOINT----- (Part of 5J5765 Rod Assem.)	2
19	5J5764	ROD ASSEM.-----	1
20	2H9250	JOINT----- (Part of 5J5764 Rod Assem.)	2

REF NO.	PART NUMBER	DESCRIPTION	QTY
21	4J3441	ROLLER-----	1
22	1B4203	NUT-----	2
23	1J4384	PIN-----	2
	3B4615	COTTER PIN-----	2
24	5J5247	GASKET-----	1
25	5J5033	BRACKET-----	1
26	2J6602	PIN-----	2
	1B4204	NUT-----	2
27	3B4507	LOCKWASHER-----	2
	2J8262	ROLLER-----	1
28	5J5155	TANK ASSEM.-----	1
29	6J2237	BOSS-----	44
	9F2978	NUT----- (Weld)	2
(Parts of 5J5155 Tank Assem.)			
31	4J8252	GLASS-----	1
32	4J8251	GROMMET-----	1
33	4J8250	RETAINER-----	1
34	4J8265	NUT-----	4
	6J2459	COVER ASSEM.-----	1
Consisting of:			
35	5J5159	COVER-----	1
36	5J96	STUD-----	4
37	5J5160	GASKET-----	1

120355

HYDRAULIC TANK AND VALVE—As Viewed from Front of Machine—Part 3 of 4
Serial No. 11K1177 to 11K1786 & 11K2009 inclusive



REF NO	PART NUMBER	DESCRIPTION	QTY
1	S 1620	BOLT-----	2
2	3B4508	LOCKWASHER-----	4
3	6H9361	RING-----	1
4	6H5139	PLATE-----	1
5	7B6368	BALL-----	1
6	7H1447	CAP-----	1
7	9H6454	GASKET-----	1
8	6J2025	STRAINER ASSEM.-----	1
9	4J519	SEAL-----	1
10	5J5109	BRACKET-----	1
11	S 1587	BOLT-----	2
12	5J5071	LEVER-----	1
13	5J7518	LINK-----	2
14	5J5111	LEVER-----	1
15	1J4384	PIN-----	2
16	3B4618	COTTER PIN-----	1
17	7H3912	BUSHING-----	1
18	S 1588	BOLT-----	1
19	4J7739	LEVER-----	1
19	1B8706	KEY-----	1
19	5J5105	SHAFT-----	1

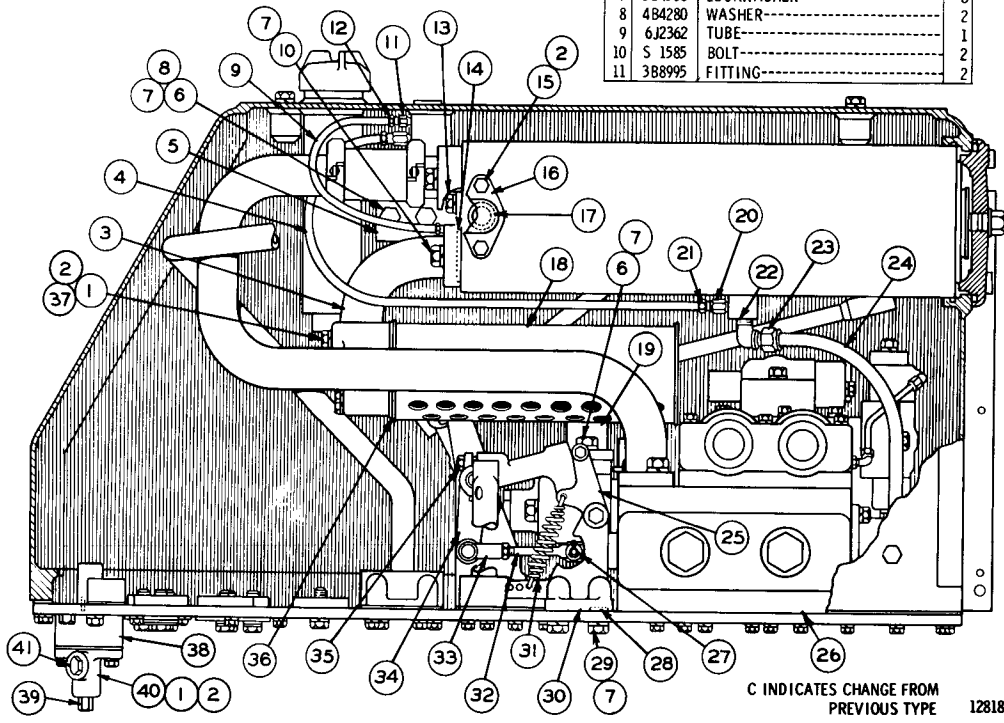
REF NO	PART NUMBER	DESCRIPTION	QTY
20	2S975	PIN-----	1
20	3B4607	COTTER PIN-----	1
21	5J7546	ROD-----	1
22	1J8489	END-----	1
23	6F612	NUT-----	1
24	5F7054	SEAL-----	1
25	5B9079	NUT-----	1
26	6F4855	SEAL-----	1
27	5J5933	ROD-----	1
28	5J5941	BRACKET-----	1
29	7J770	SPRING-----	1
30	3B4615	COTTER PIN-----	1
30	5J7958	BODY GROUP-----	1
Consisting of:			
31	[Not Serv.	BODY-----	1
31	[Not Serv.	STEM-----	1
32	3D4603	PLUG-----	1
33	[T 320	BOLT-----	52
33	[3B4507	LOCKWASHER-----	52
34	5J5178	PLATE-----	1
35	5J5234	GASKET-----	1

128184

HYDRAULIC TANK AND VALVE—As Viewed from Front of Machine—Part 4 of 4
 Serial No. 11K1177 to 11K1786 & 11K2009 inclusive
 Refer also to Page 127B for special parts

REF NO	PART NUMBER	DESCRIPTION	QTY
C 1	L 1352	BOLT-----	4
C 2	3B4506	LOCKWASHER-----	8
3	5J5937	TUBE ASSEM.-----	1

REF NO	PART NUMBER	DESCRIPTION	QTY
4	6J2363	TUBE-----	1
5	5J5146	BRACKET-----	1
6	6H1717	BOLT-----	4
7	3B4508	LOCKWASHER-----	8
8	4B4280	WASHER-----	2
9	6J2362	TUBE-----	1
10	S 1585	BOLT-----	2
11	3B8995	FITTING-----	2



REF NO	PART NUMBER	DESCRIPTION	QTY
12	1F1344	NUT----- (1 in each 3B8995 Fitting)	2
13	T 318	BOLT-----	2
	3B4507	LOCKWASHER-----	2
	4B4279	WASHER-----	2
14	7F8267	SEAL-----	1
15	1A2029	BOLT-----	2
16	6J236	TUBE ASSEM.-----	1
17	5F1678	SEAL-----	1
C 18	7J773	TUBE ASSEM.-----	1
19	5J6022	TUBE ASSEM.-----	1
C 20	3B8996	FITTING-----	2
21	8F8997	NUT----- (1 in each 3B8996 Fitting)	2
C 22	3B9053	FITTING-----	1
23	8B8997	NUT----- (Part of 3B9053 Fitting)	1
C 24	7J748	TUBE-----	1
25	5J5108	LEVER-----	1
26	5J7953	CONTROL VALVE GROUP----- (See Separate Illustration)	1
27	1J8384	PIN-----	1
	3B4615	COTTER PIN-----	1
28	8F3469	SEAL-----	2
29	7B3235	BOLT-----	2
30	5J5006	BRACKET-----	1
31	7J771	SPRING-----	1
32	5J5932	ROD-----	1
33	1J8489	END-----	1
	5B9079	NUT-----	1
34	5J5110	LEVER-----	1
	1B8706	KEY-----	1
35	1A2209	BOLT-----	1
36	5J5942	GASKET-----	2
	5J9261	DISC-----	1
37	7573	BOLT-----	2
	7J439	SPACER-----	1
C 38	8H9818	GASKET-----	2
C 39	4B7739	PLUG-----	1
C 40	8H9819	ADAPTER-----	1
C 41	3J5389	PLUG-----	1

C INDICATES CHANGE FROM PREVIOUS TYPE

128185 C

HYDRAULIC TANK AND VALVE—As Viewed from Right Hand Side of Machine—Part 1 of 4
 Serial No. 11K1787 to 1975, 1978 to 2008, 2010 to 2042, 2047 to 2066, 2072 & 11K2073 inclusive
 5J7953 Valve parts are shown on Pages 110 & 111. Refer also to Pages 153, 154 & 155 for special parts

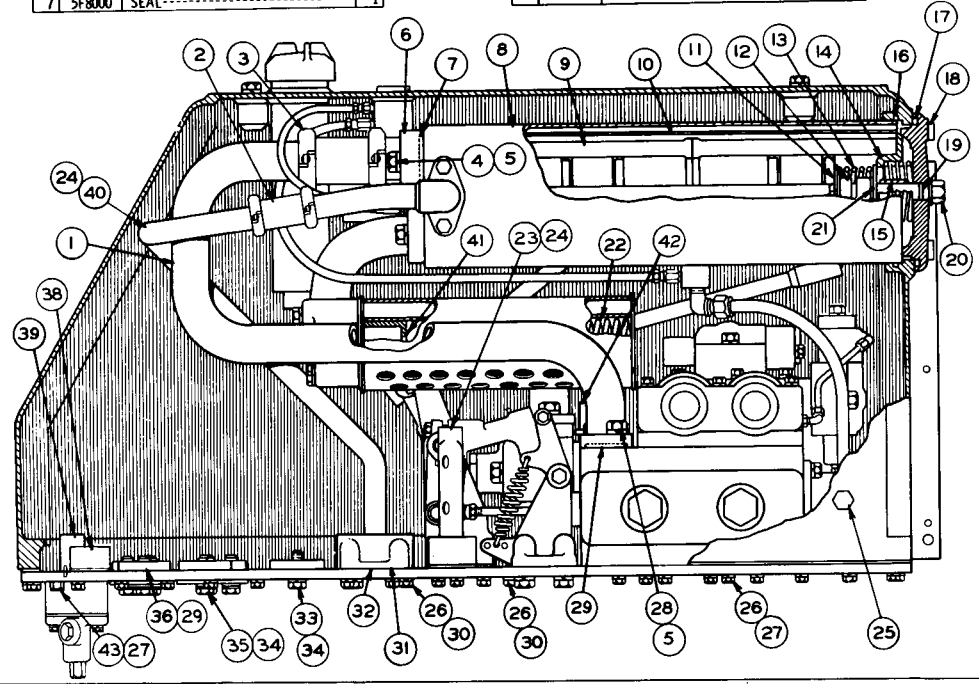
HYDRAULIC TANK AND VALVE—As Viewed from Right Hand Side of Machine—Part 2 of 4
 Serial No. 11K1787 to 1975, 1978 to 2008, 2010 to 2042, 2047 to 2066, 2072 & 11K2073 inclusive

REF NO	PART NUMBER	DESCRIPTION	QTY
1	5J5182	TUBE ASSEM.	1
2	2S7070	JOINT ASSEM.	1
3	6L2849	COUPLING.....	2
4	S 1587	BOLT.....	2
5	3B4508	LOCKWASHER.....	4
6	5J5157	TUBE ASSEM.	1
7	5F8000	SEAL.....	1

REF NO	PART NUMBER	DESCRIPTION	QTY
C 8	7J769	TUBE ASSEM.	1
9	4J6064	ELEMENT ASSEM.	2
10	6J3795	SCREEN ASSEM.	1
	2J917	RETAINER.....	1
11	1H1200	PIN.....(1.25" Long)	1
	6H3956	PIN.....(1" Long)	1

C INDICATES
CHANGE FROM
PREVIOUS TYPE

REF NO	PART NUMBER	DESCRIPTION	QTY
12	5J1607	SPACER.....	1
13	5J2926	SPRING.....	1
14	4J1704	SEAT.....	1
15	6J2236	SPRING.....	1
16	2K4472	SEAL.....	1
C 17	6J9716	COVER.....	1
	5L5032	SEAL.....	1
C 18	2J2864	PLUG.....	2
	6F5559	SEAL.....	2
	6F4855	SEAL.....	1
19	5J4871	BOLT ASSEM.	1
	3B9363	WASHER.....	1
21	2J918	VALVE.....	1
22	6J3911	SPRING.....	1
C 23	7J772	TUBE ASSEM.	1
24	5J5166	GASKET.....	2
C 25	9S4182	PLUG.....	1
	3J7354	SEAL.....	1
C 26	1A2029	BOLT.....	15
C 27	3B4506	LOCKWASHER.....	5
28	S 1585	BOLT.....	2
29	1H9696	SEAL.....	5
30	5L5840	WASHER.....	11
	5B9628	WASHER.....	11
31	3J9306	COVER.....	2
32	4J8425	GASKET.....	2
33	S 1595	BOLT.....	2
34	5L5180	WASHER.....	10
	1K4703	WASHER.....	10
35	7B3235	BOLT.....	8
36	3J9296	COVER.....	5
	4J9957	COVER.....	4
37	2J1799	GASKET.....	4
	6J9523	FLANGE.....	1
C 38	7J96	GASKET.....	1
	6J1888	BLOCK.....	2
39	3F4479	PIN.....	2
40	5J5202	TUBE ASSEM.	1
41	6J3908	ORIFICE.....	1
42	6J4578	STOP.....	1
C 43	S1588	BOLT.....	1

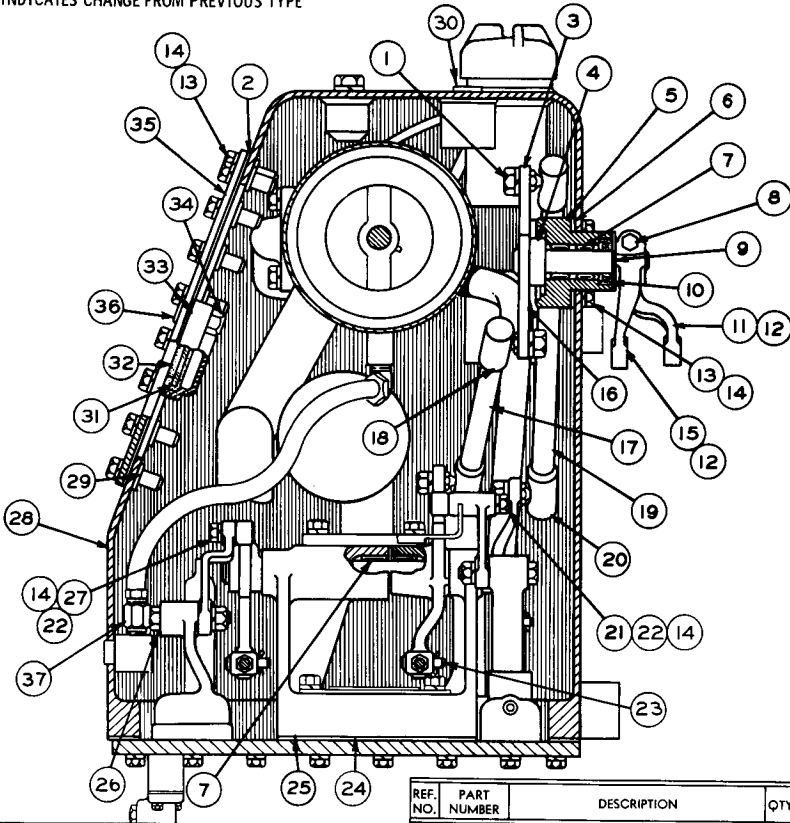


128186

HYDRAULIC CONTROL

1086

C INDICATES CHANGE FROM PREVIOUS TYPE

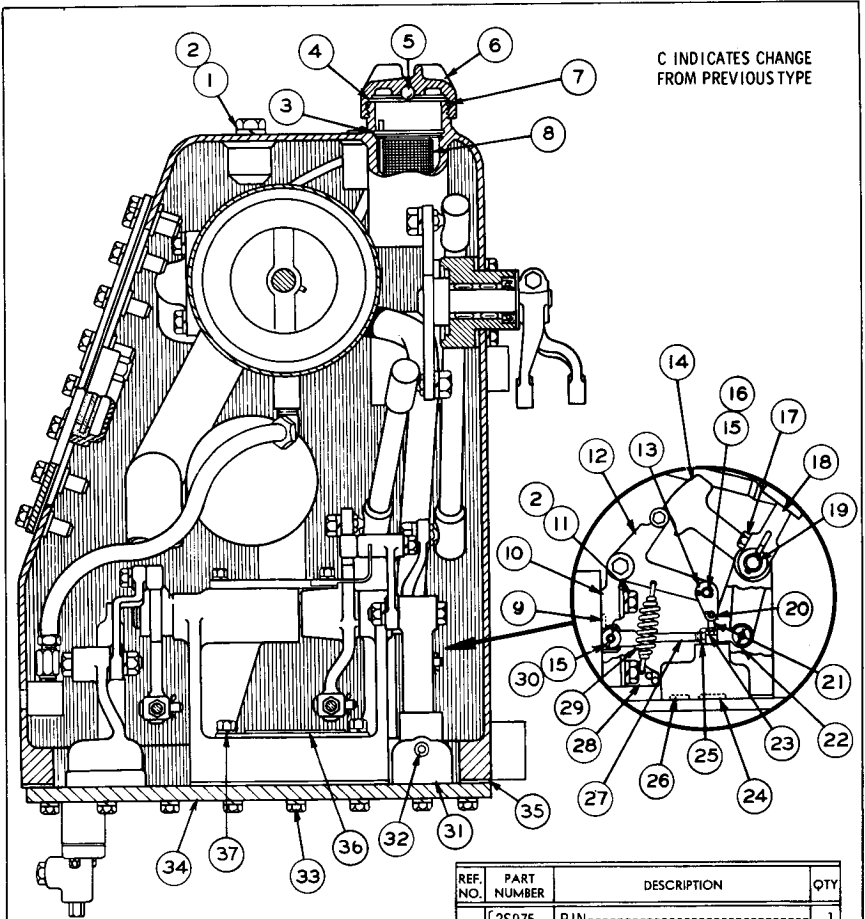


REF. NO.	PART NUMBER	DESCRIPTION	QTY.
	1B4205	NUT	4
1	3B4508	LOCKWASHER	4
2	5J5160	GASKET	1
3	5J5774	LEVER ASSEM.	1
4	2H5746	ADAPTER	2
5	5J8102	HOUSING	2
6	4J8425	GASKET	2
7	7F7983	BEARING	8
8	5 1571	BOLT	2
	1D4717	NUT	2
9	8B4037	WASHER	2
10	3J4407	SEAL	2
11	5J5728	LEVER	1
12	1B8706	KEY	2
13	S 1594	BOLT	52
14	3B4506	LOCKWASHER	54
15	5J5729	LEVER	1
16	5J5776	LEVER ASSEM.	1
17	5J5765	ROD ASSEM.	1
18	2H9250	JOINT	2
		(Part of 5J5765 Rod Assem.)	
19	5J5764	ROD ASSEM.	1
20	2H9250	JOINT	2
		(Part of 5J5764 Rod Assem.)	

REF. NO.	PART NUMBER	DESCRIPTION	QTY.
21	4J3441	ROLLER	1
22	1B4203	NUT	2
	1J4384	PIN	2
23	3B4615	COTTER PIN	2
24	5J5247	GASKET	1
C 25	7J779	BRACKET	1
	2J6602	PIN	2
26	1B4204	NUT	2
	3B4507	LOCKWASHER	2
27	2J8262	ROLLER	1
C 28	7J775	TANK ASSEM.	1
29	6J2237	BOSS	44
		(Part of 7J775 Assem.)	
C 30	9S8006	PLUG (shipping & storage)	1
C	2M9780	SEAL (shipping & storage)	1
	4J8252	GLASS	1
31	4J8251	GROMMET	1
32	4J8250	RETAINER	1
33	4J8265	NUT	4
34	6J2459	COVER ASSEM.	1
		Consisting of:	
35	5J5159	COVER	1
36	5J96	STUD	4
C 37	3B8997	FITTING	1
	8F8998	NUT	1
		(Part of 3B8997 Fitting)	

128187

HYDRAULIC TANK AND VALVE—As Viewed from Front of Machine—Part 3 of 4
 Serial No. 11K1787 to 1975, 1978 to 2008, 2010 to 2042,
 2047 to 2066, 2072 & 11K2073 inclusive
 Note: 6J468 Indicator Assembly is available



REF NO	PART NUMBER	DESCRIPTION	QTY
1	S 1620	BOLT-----	2
2	3B4508	LOCKWASHER-----	4
3	6H9361	RING-----	1
4	6H5139	PLATE-----	1
5	7B6368	BALL-----	1
6	7H1447	CAP-----	1
7	9H6454	GASKET-----	1
8	6J2025	STRAINER ASSEM.-----	1
9	4J519	SEAL-----	1
10	5J5109	BRACKET-----	1
11	S 1587	BOLT-----	2
12	5J5071	LEVER-----	1
13	5J7518	LINK-----	2
14	5J5111	LEVER-----	1
15	1J4384	PIN-----	2
16	3B4618	COTTER PIN-----	1
17	7H3912	BUSHING-----	1
18	S 1588	BOLT-----	1
19	4J7739	LEVER-----	1
18	1B8706	KEY-----	1
19	5J5105	SHAFT-----	1

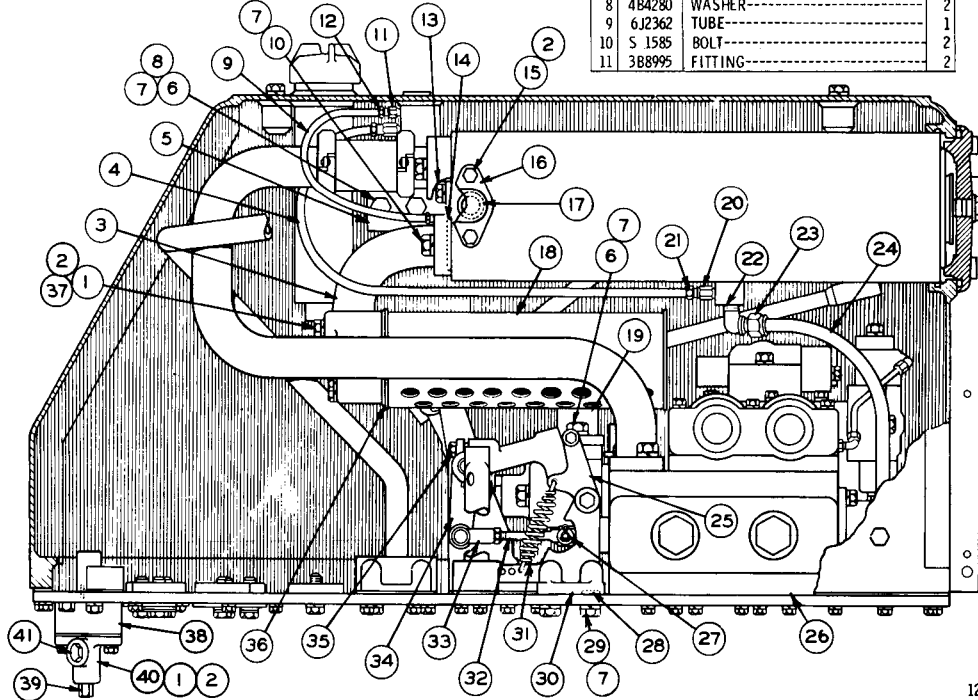
REF. NO.	PART NUMBER	DESCRIPTION	QTY
20	2S975	PIN-----	1
	3B4607	COTTER PIN-----	1
21	5J7546	ROD-----	1
22	1J8489	END-----	1
23	6F612	NUT-----	1
24	5F7054	SEAL-----	1
25	5B9079	NUT-----	1
26	6F4855	SEAL-----	1
27	5J5933	ROD-----	1
28	5J5941	BRACKET-----	1
29	7J771	SPRING-----	1
30	3B4615	COTTER PIN-----	1
	5J7958	BODY GROUP-----	1
		Consisting of:	
31	Not Serv	BODY-----	1
	Not Serv	STEM-----	1
32	3D4603	PLUG-----	1
33	7J320	BOLT-----	52
	3B4507	LOCKWASHER-----	52
C 34	7J777	PLATE-----	1
35	5J5234	GASKET-----	1
C 36	6J8118	SCREEN ASSEM.-----	1
C 37	2H3755	BOLT-----	2
	3B4505	LOCKWASHER-----	2

128188

HYDRAULIC TANK AND VALVE—As Viewed from Front of Machine—Part 4 of 4
 Serial No. 11K1787 to 1975, 1978 to 2008, 2010 to 2042, 2047 to 2066, 2072 and
 11K2073 inclusive. Refer also to Page 127B for special parts

REF NO	PART NUMBER	DESCRIPTION	QTY
1	L 1352	BOLT-----	4
2	3B4506	LOCKWASHER-----	8
3	5J5937	TUBE ASSEM.-----	1

REF NO	PART NUMBER	DESCRIPTION	QTY
4	6J2363	TUBE-----	1
5	5J5146	BRACKET-----	1
6	6H1717	BOLT-----	4
7	3B4508	LOCKWASHER-----	8
8	4B4280	WASHER-----	2
9	6J2362	TUBE-----	1
10	S 1585	BOLT-----	2
11	3B8995	FITTING-----	2



128189

REF NO	PART NUMBER	DESCRIPTION	QTY
12	1F1344	NUT-----	2
		(1 in each 3B8995 Fitting)	
13	3B4507	LOCKWASHER-----	2
	4B4279	WASHER-----	2
14	7F8267	SEAL-----	1
15	1A2029	BOLT-----	2
16	6J236	TUBE ASSEM.-----	2
17	5F1678	SEAL-----	1
18	7J773	TUBE ASSEM.-----	1
19	5J6022	TUBE ASSEM.-----	1
20	3B8996	FITTING-----	2
21	8F8997	NUT-----	2
		(1 in each 3B8996 Fitting)	
22	3B9053	FITTING-----	1
23	8B8997	NUT-----	1
		(Part of 3B9053 Fitting)	
24	7J748	TUBE-----	1
25	5J5108	LEVER-----	1
26	5J7953	CONTROL VALVE GROUP-----	1
		(See Separate Illustration)	
27	1J4384	PIN-----	1
	3B4615	COTTER PIN-----	1
28	8F3469	SEAL-----	2
29	7B3235	BOLT-----	2
30	5J5006	BRACKET-----	1
31	7J771	SPRING-----	1
32	5J5932	ROD-----	1
33	1J8489	END-----	1
	5B9079	NUT-----	1
34	5J5110	LEVER-----	1
	1B8706	KEY-----	1
35	1A2209	BOLT-----	1
36	5J5942	GASKET-----	2
	5J9261	DISC-----	1
37	7573	BOLT-----	2
	7J439	SPACER-----	1
38	8H9818	GASKET-----	2
39	4B7739	PLUG-----	1
40	8H9819	ADAPTER-----	1
41	3J5389	PLUG-----	1

HYDRAULIC TANK AND VALVE—As Viewed from Right Hand Side of Machine—Part 1 of 4
 Serial No. 11K1976, 1977, 2043 to 2046, 2067 to 2071 & 11K2074 to 11K2785 inclusive
 5J7953 Valve parts are shown on Pages 110 & 111. Refer also to Pages 153, 154 & 155 for special parts

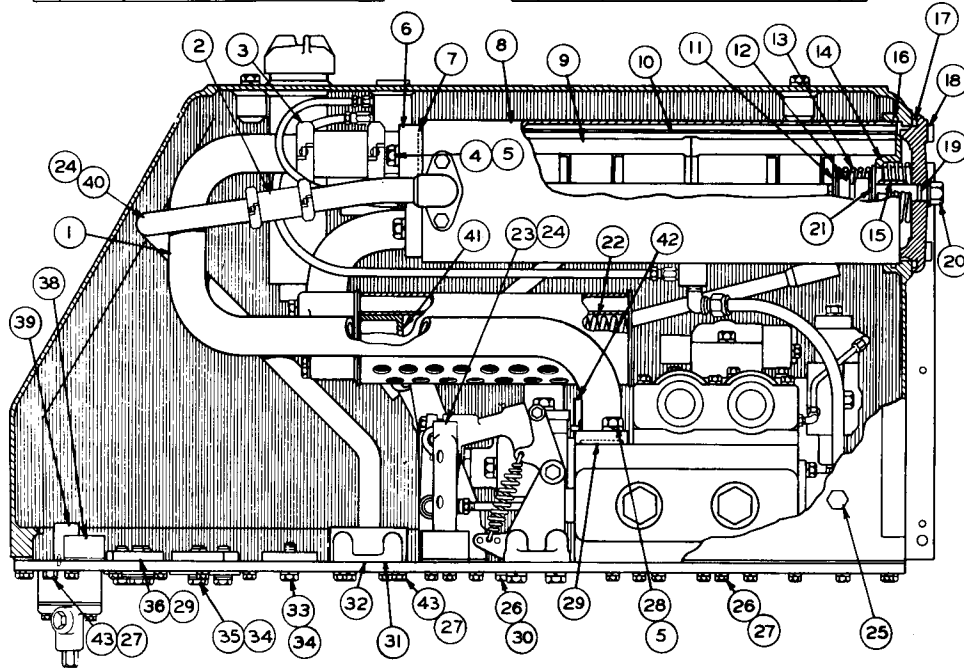
HYDRAULIC TANK AND VALVE—As Viewed from Right Hand Side of Machine—Part 2 of 4
 Serial No. 11K1976, 1977, 2043 to 2046, 2067 to 2071 & 11K2074 to 11K2785 inclusive

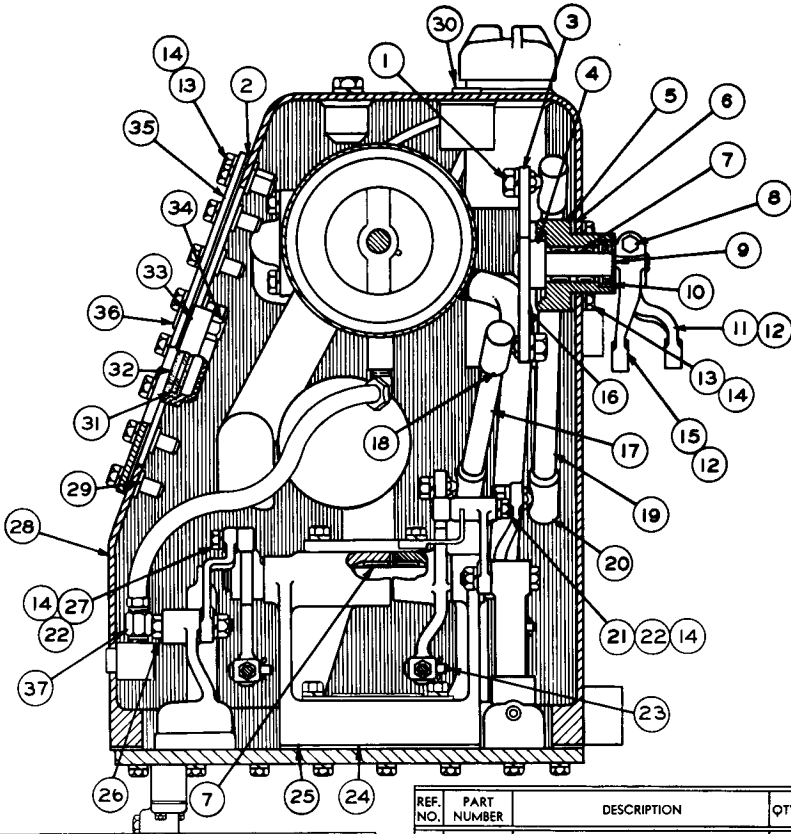
REF NO	PART NUMBER	DESCRIPTION	QTY
1	5J5182	TUBE ASSEM.	1
2	257070	JOINT ASSEM.	1
3	6L2849	COUPLING	2
4	S 1587	BOLT	2
5	3B4508	LOCKWASHER	4
6	5J5157	TUBE ASSEM.	1
7	5F8000	SEAL	1

REF NO	PART NUMBER	DESCRIPTION	QTY
8	7J769	TUBE ASSEM.	1
9	4J6064	ELEMENT ASSEM.	2
10	6J3795	SCREEN ASSEM.	1
	2J197	RETAINER	1
11	1H1200	PIN	1
	6H3956	PIN	1

C INDICATES
CHANGE FROM
PREVIOUS TYPE

REF NO	PART NUMBER	DESCRIPTION	QTY
12	5J1607	SPACER	1
13	5J2926	SPRING	1
14	4J1704	SEAT	1
15	6J2236	SPRING	1
16	2K4472	SEAL	1
	6J9716	COVER	1
17	5L5032	SEAL	1
	2J2864	PLUG	2
18	6F5559	SEAL	2
19	6F4855	SEAL	1
	5J4871	BOLT ASSEM.	1
20	3B9363	WASHER	1
21	2J918	VALVE	1
22	6J3911	SPRING	1
23	7J772	TUBE ASSEM.	1
24	5J5166	GASKET	2
25	9S4182	PLUG	1
	3J7354	SEAL	1
C 26	1A2029	BOLT	7
C 27	3B4506	LOCKWASHER	13
28	S 1585	BOLT	2
29	1H9696	SEAL	5
C 30	5L5840	WASHER	3
	5B9628	WASHER	3
C 31	7J2852	COVER	2
32	4J8425	GASKET	2
33	S 1595	BOLT	2
34	5L5180	WASHER	10
	1K4703	WASHER	10
35	7B3235	BOLT	8
36	3J9296	COVER	5
	4J9957	COVER	4
37	2J1799	GASKET	4
	6J0523	FLANGE	1
38	7J96	GASKET	1
	6J1888	BLOCK	2
39	3F4479	PIN	2
40	5J5202	TUBE ASSEM.	1
41	6J3908	ORIFICE	1
42	6J4578	STOP	1
C 43	S1588	BOLT	9



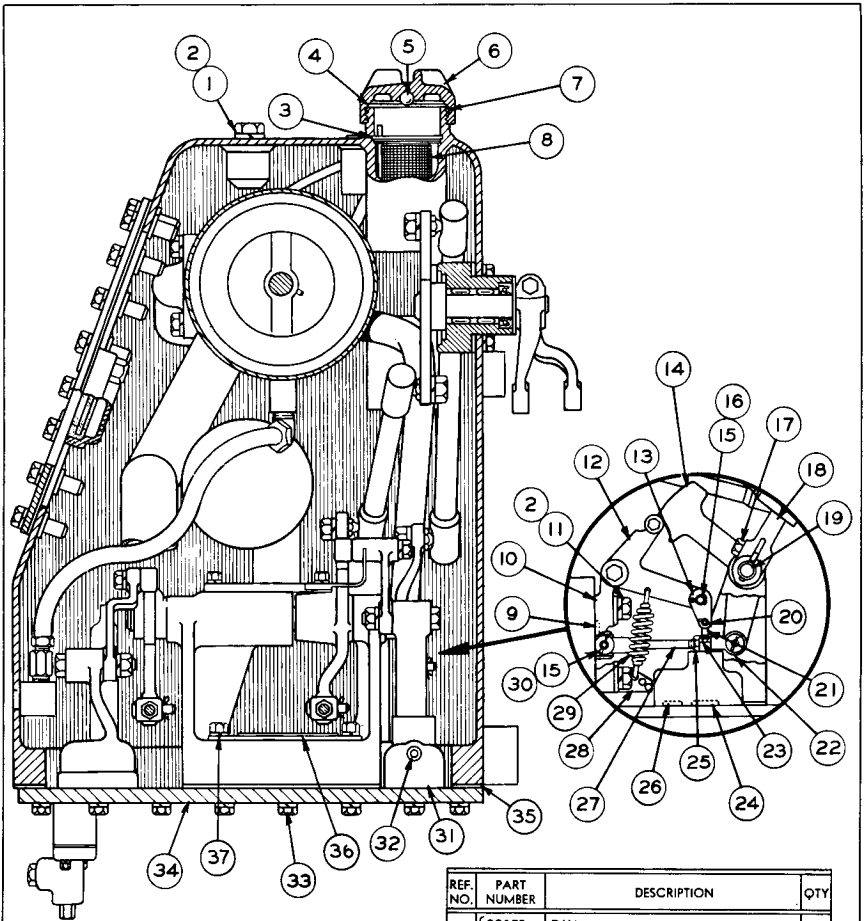


REF NO.	PART NUMBER	DESCRIPTION	QTY
1	1B4205	NUT-----	4
	3B4508	LOCKWASHER-----	4
2	5J5160	GASKET-----	1
3	5J5774	LEVER ASSEM.-----	1
4	2H5746	ADAPTER-----	2
5	5J8102	HOUSING-----	2
6	4J8425	GASKET-----	2
7	7F7983	BEARING-----	8
8	S 1571	BOLT-----	2
	1D4717	NUT-----	2
9	8B4037	WASHER-----	2
10	3J4407	SEAL-----	2
11	5J5728	LEVER-----	1
12	1B8706	KEY-----	2
13	S 1594	BOLT-----	52
14	3B4506	LOCKWASHER-----	54
15	5J5729	LEVER-----	1
16	5J5776	LEVER ASSEM.-----	1
17	5J5765	ROD ASSEM.-----	1
18	2H9250	JOINT-----	2
		(Part of 5J5765 Rod Assem.)	
19	5J5764	ROD ASSEM.-----	1
20	2H9250	JOINT-----	2
		(Part of 5J5764 Rod Assem.)	

REF. NO.	PART NUMBER	DESCRIPTION	QTY
21	4J3441	ROLLER-----	1
22	1B4203	NUT-----	2
	1J4384	PIN-----	2
23	3B4615	COTTER PIN-----	2
24	5J5247	GASKET-----	1
25	7J779	BRACKET-----	1
	2J6602	PIN-----	2
26	1B4204	NUT-----	2
	3B4507	LOCKWASHER-----	2
27	2J8262	ROLLER-----	1
28	7J775	TANK ASSEM.-----	1
29	6J2237	BOSS-----	44
		(Part of 7J775 Assem.)	
	9S8006	PLUG----- (shipping & storage)---	1
30	2M9780	SEAL----- (shipping & storage)---	1
31	4J8252	GLASS-----	1
32	4J8251	GROMMET-----	1
33	4J8250	RETAINER-----	1
34	4J8265	NUT-----	4
	6J2459	COVER ASSEM.-----	1
		Consisting of:	
35	5J5159	COVER-----	1
36	5J96	STUD-----	4
37	3B8997	FITTING-----	1
	8F8998	NUT-----	1
		(Part of 3B8997 Fitting)	

128230

HYDRAULIC TANK AND VALVE—As Viewed from Front of Machine—Part 3 of 4
 Serial No. 11K1976, 1977, 2043 to 2046, 2067 to 2071 & 11K2074 to 11K2785 inclusive
 Note: 6J468 Indicator Assembly is available



REF NO	PART NUMBER	DESCRIPTION	QTY
1	S 1620	BOLT-----	2
2	3B4508	LOCKWASHER-----	4
3	6H9361	RING-----	1
4	6H5139	PLATE-----	1
5	7B6368	BALL-----	1
6	7H1447	CAP-----	1
7	9H6454	GASKET-----	1
8	6J2025	STRAINER ASSEM.-----	1
9	4J519	SEAL-----	1
10	5J5109	BRACKET-----	1
11	S 1587	BOLT-----	2
12	5J5071	LEVER-----	1
13	5J7518	LINK-----	2
14	5J5111	LEVER-----	1
15	1J4384	PIN-----	2
16	3B4618	COTTER PIN-----	1
17	7H3912	BUSHING-----	1
18	S 1588	BOLT-----	1
18	4J7739	LEVER-----	1
18	1I88706	KEY-----	1
19	5J5105	SHAFT-----	1

REF. NO.	PART NUMBER	DESCRIPTION	QTY
20	2S975	PIN-----	1
	3B4607	COTTER PIN-----	1
21	5J7546	ROD-----	1
22	1J8489	END-----	1
23	6F612	NUT-----	1
24	5F7054	SEAL-----	1
25	5B9079	NUT-----	1
26	6F4855	SEAL-----	1
27	5J5933	ROD-----	1
28	5J5941	BRACKET-----	1
29	7J771	SPRING-----	1
30	3B4615	COTTER PIN-----	1
	5J7958	BODY GROUP-----	1
		Consisting of:	
31	Not Serv	BODY-----	1
	Not Serv	STEM-----	1
32	3D4603	PLUG-----	1
33	T320	BOLT-----	52
	3B4507	LOCKWASHER-----	52
34	7J777	PLATE-----	1
35	5J5234	GASKET-----	1
36	6J8118	SCREEN ASSEM.-----	1
	2H3755	BOLT-----	2
37	3B4505	LOCKWASHER-----	2

128231

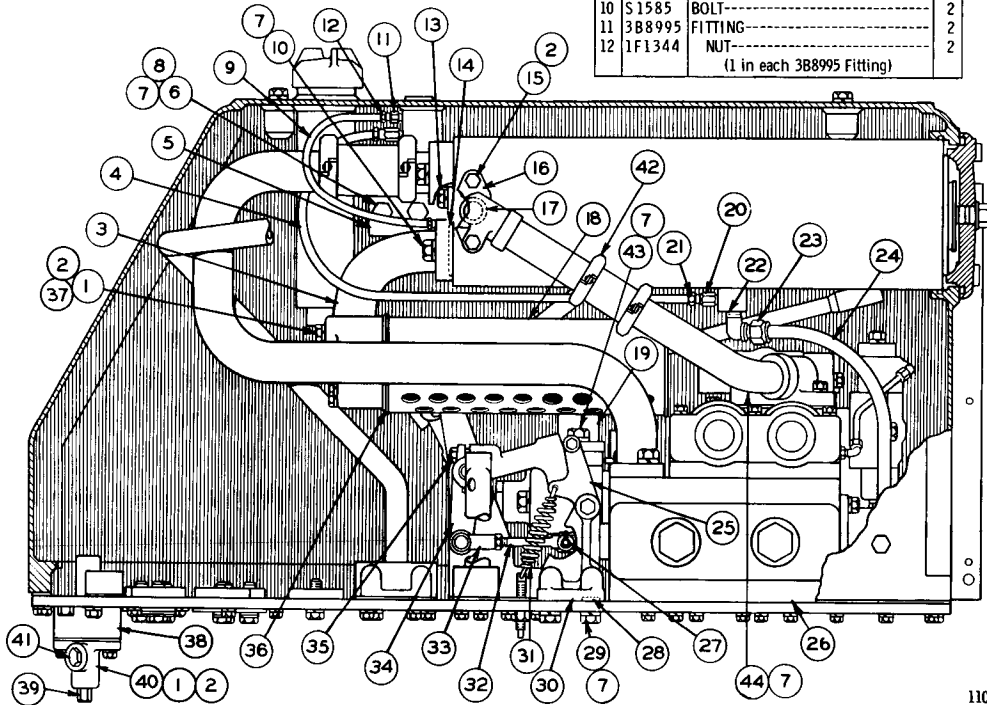
HYDRAULIC TANK AND VALVE—As Viewed from Front of Machine—Part 4 of 4
 Serial No. 11K1976, 1977, 2043 to 2046, 2067 to 2071 & 11K2074 to 11K2785 inclusive
 Refer also to Page 127B for special parts

REF NO	PART NUMBER	DESCRIPTION	QTY
1	L 1352	BOLT-----	4
2	3B4506	LOCKWASHER-----	8
3	5J5937	TUBE ASSEM.-----	1

4	6J2363	TUBE-----	1
5	5J5146	BRACKET-----	1
6	6H1717	BOLT-----	2
7	3B4508	LOCKWASHER-----	10
8	4B4280	WASHER-----	2
9	6J2362	TUBE-----	1
10	S 1585	BOLT-----	2
11	3B8995	FITTING-----	2
12	1F1344	NUT-----	2

(1 in each 3B8995 Fitting)

	T318	BOLT-----	2
13	3B4507	LOCKWASHER-----	2
	4B4279	WASHER-----	2
14	7F8267	SEAL-----	1
15	S1591	BOLT----- (1.50" long)	1
	S1619	BOLT----- (3.00" long)	1
16	7J3572	TUBE ASSEM.-----	1
17	3D9412	GASKET-----	1
18	7J773	TUBE ASSEM.-----	1
19	516022	TUBE ASSEM.-----	1
20	3B8996	FITTING-----	2
21	8F8997	NUT--(1 in each 3B8996 Fitting)---	2
22	3B9053	FITTING-----	1
23	888997	NUT--(Part of 3B9053 Fitting)---	1
24	7J748	TUBE-----	1
25	5J5108	LEVER-----	1
26	5J7953	CONTROL VALVE GROUP----- (See Separate Illustration)	1
27	1J4384	PIN-----	1
	3B4615	COTTER PIN-----	1
28	8F3469	SEAL-----	2
29	7B3235	BOLT-----	1
30	7J6226	BRACKET-----	1
31	6H962	SPRING-----	1
32	5J5932	ROD-----	1
	1J8489	END-----	1
33	5B9079	NUT-----	1
	5J5110	LEVER-----	1
34	1B8706	KEY-----	1
35	1A2209	BOLT-----	1
	5J5942	GASKET-----	2
36	5J9261	DISC-----	1
37	T573	BOLT-----	2
	7J439	SPACER-----	1
38	8H9818	GASKET-----	2
39	4B7739	PLUG-----	1
40	8H9819	ADAPTER-----	1
41	3J5389	PLUG-----	1
42	7S8062	JOINT-----	1
43	S1595	BOLT-----	2
	7J3570	TUBE ASSEM.-----	1
44	7J3573	GASKET-----	1
	2B2006	BOLT-----	2



110752

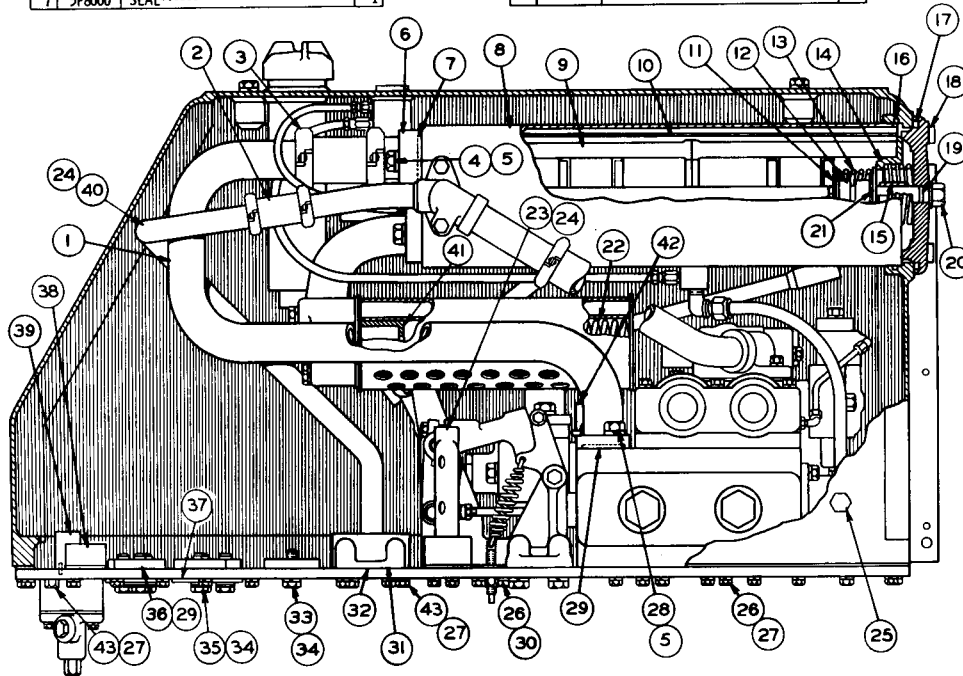
HYDRAULIC TANK AND VALVE (5J5722 N/S)—As Viewed from R.H. Side of Machine—Part 1 of 4
 Serial No. 11K2786 to 11K3156 inclusive. 5J7953 Valve parts are shown on Pages 110 and 111
 Refer also to Pages 153, 154 and 155 for special parts

HYDRAULIC TANK AND VALVE (5J5722 N/S)—As Viewed from R.H. Side of Machine—Part 2 of 4
 Serial No. 11K2786 to 11K3156 inclusive

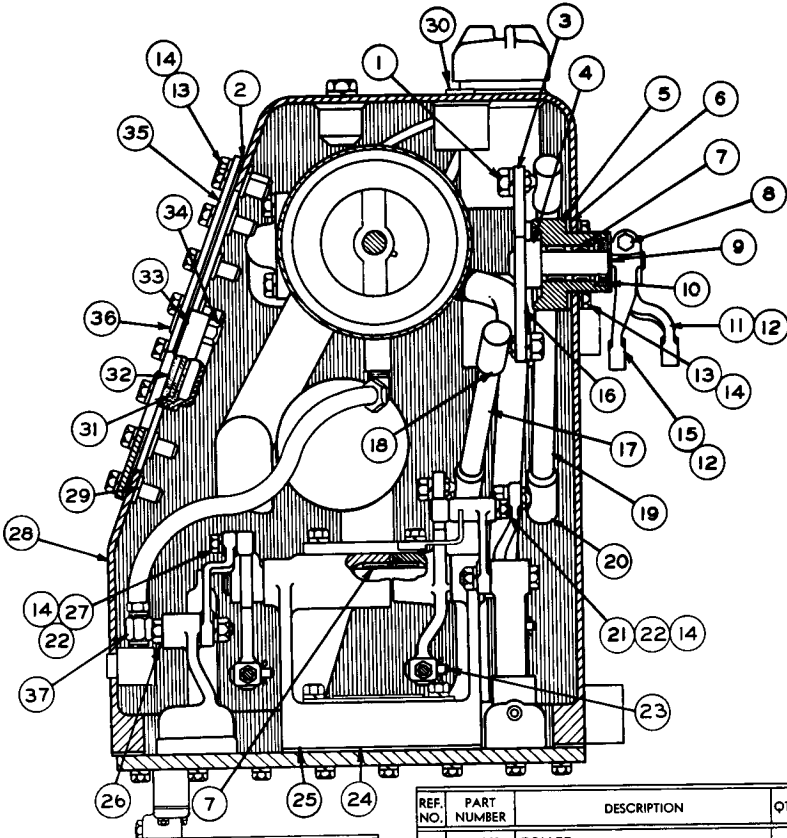
REF NO.	PART NUMBER	DESCRIPTION	QTY
1	5J5182	TUBE ASSEM.	1
2	2S7070	JOINT ASSEM.	1
3	6L2849	COUPLING	2
4	S 1587	BOLT	2
5	3B4508	LOCKWASHER	4
6	5J5157	TUBE ASSEM.	1
7	5F8000	SEAL	1

REF NO.	PART NUMBER	DESCRIPTION	QTY
8	7J6096	TUBE ASSEM.	1
9	4J6064	ELEMENT ASSEM.	2
10	6J3795	SCREEN ASSEM.	1
11	2J917	RETAINER	1
	1H1200	PIN—(1.25" Long)	1
	6H3956	PIN—(1" Long)	1

REF NO.	PART NUMBER	DESCRIPTION	QTY
12	5J1607	SPACER	1
13	5J2926	SPRING	1
14	4J1704	SEAT	1
15	6J2236	SPRING	1
16	2K4472	SEAL	1
17	6J9716	COVER	1
	5L5032	SEAL	1
	2J2864	PLUG	2
18	6F5559	SEAL	2
	6F4855	SEAL	1
19	5J4871	BOLT ASSEM.	1
20	3B9363	WASHER	1
21	2J918	VALVE	1
22	6J3911	SPRING	1
23	7J772	TUBE ASSEM.	1
24	5J5166	GASKET	2
25	9S4182	PLUG	1
	3J7354	SEAL	1
26	1A2029	BOLT	7
27	3B4506	LOCKWASHER	13
28	S 1585	BOLT	2
29	1H9696	SEAL	5
	5L5840	WASHER	3
30	5B9628	WASHER	3
31	7J2852	COVER	2
32	4J8425	GASKET	2
33	S 1595	BOLT	2
	5L5180	WASHER	10
34	1K4703	WASHER	10
35	7B3235	BOLT	8
36	3J9296	COVER	5
	4J9957	COVER	4
37	2J1799	GASKET	4
	6J9523	FLANGE	1
38	7J96	GASKET	1
	6J1888	BLOCK	2
39	3F4479	PIN	2
40	5J5202	TUBE ASSEM.	1
41	6J3908	ORIFICE	1
42	6J4578	STOP	1
43	5J588	BOLT	9



110753

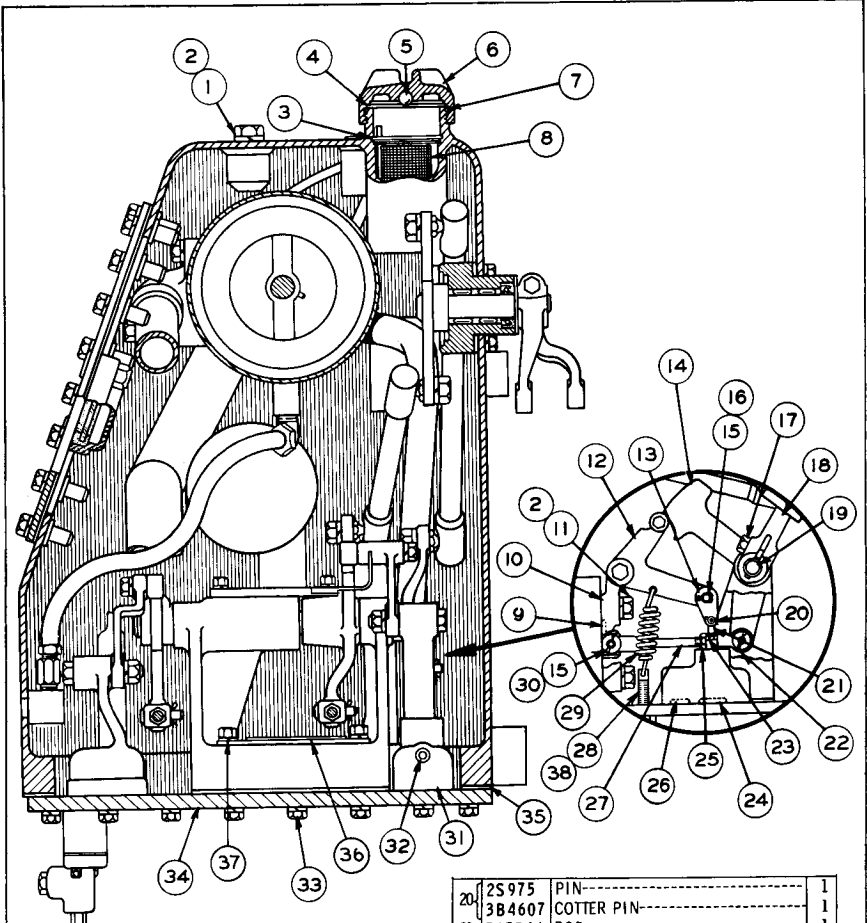


REF NO	PART NUMBER	DESCRIPTION	QTY
1	1B4205	NUT-----	4
	3B4508	LOCKWASHER-----	4
2	5J5160	GASKET-----	1
3	5J5774	LEVER ASSEM.-----	1
4	2H5746	ADAPTER-----	2
5	5J8102	HOUSING-----	2
6	4J8425	GASKET-----	2
7	7F7983	BEARING-----	8
8	S 1571	BOLT-----	2
	1D4717	NUT-----	2
9	8B4037	WASHER-----	2
10	3J4407	SEAL-----	2
11	5J5728	LEVER-----	1
12	1B8706	KEY-----	2
13	S 1594	BOLT-----	52
14	3B4506	LOCKWASHER-----	54
15	5J5729	LEVER-----	1
16	5J5776	LEVER ASSEM.-----	1
17	5J5765	ROD ASSEM.-----	1
18	2H9250	JOINT-----	2
		(Part of 5J5765 Rod Assem.)	
19	5J5764	ROD ASSEM.-----	1
20	2H9250	JOINT-----	2
		(Part of 5J5764 Rod Assem.)	

REF. NO.	PART NUMBER	DESCRIPTION	QTY
21	4J3441	ROLLER-----	1
22	1B4203	NUT-----	2
23	1J4384	PIN-----	2
	3B4615	COTTER PIN-----	2
24	5J5247	GASKET-----	1
25	7J779	BRACKET-----	1
26	2J6602	PIN-----	2
	1B4204	NUT-----	2
27	3B4507	LOCKWASHER-----	2
	2I8262	ROLLER-----	1
28	7J775	TANK ASSEM.-----	1
29	6J2237	BOSS-----	44
		(Part of 7J775 Assem.)	
30	9S8006	PLUG----- (shipping & storage)-----	1
	2M9780	SEAL----- (shipping & storage)-----	1
31	4J8252	GLASS-----	1
32	4J8251	GROMMET-----	1
33	4J8250	RETAINER-----	1
34	4J8265	NUT-----	4
	6J2459	COVER ASSEM.-----	1
		Consisting of:	
35	5J5159	COVER-----	1
36	5J96	STUD-----	4
37	3B8997	FITTING-----	1
	8F8998	NUT-----	1
		(Part of 3B8997 Fitting)	

128230

HYDRAULIC TANK AND VALVE (5J5722 N/S)—Part 3 of 4
 AS VIEWED FROM FRONT OF MACHINE
 Serial No. 11K2786 to 11K3156 inclusive
 Note: 6J468 Indicator Assembly is available



REF NO	PART NUMBER	DESCRIPTION	QTY
1	S 1620	BOLT-----	2
2	3B4508	LOCKWASHER-----	4
3	6H9361	RING-----	1
4	6H5139	PLATE-----	1
5	7B6368	BALL-----	1
6	7H1447	CAP-----	1
7	9H6454	GASKET-----	1
8	6J2025	STRAINER ASSEM.-----	1
9	4J519	SEAL-----	1
10	5J5109	BRACKET-----	1
11	S 1585	BOLT-----	2
12	5J5071	LEVER-----	2
13	5J7518	LINK-----	1
14	5J5111	LEVER-----	1
15	1J4384	PIN-----	2
16	3B4618	COTTER PIN-----	1
17	7H3912	BUSHING-----	1
18	S 1588	BOLT-----	1
19	4J7739	LEVER-----	1
	1B8706	KEY-----	1
	5J5105	SHAFT-----	1

20	2S975	PIN-----	1
	3B4607	COTTER PIN-----	1
21	5J7546	ROD-----	1
22	1J8489	END-----	1
23	6F612	NUT-----	1
24	5F7054	SEAL-----	1
25	5B9079	NUT-----	1
26	6F4855	SEAL-----	1
27	5J5933	ROD-----	1
28	7J6227	EYESCREW-----	2
29	6H962	SPRING-----	1
30	3B4615	COTTER PIN-----	1
	5J7958	BODY GROUP-----	1
		Consisting of:	
		BODY-----	1
		STEM-----	1
31	Not Serv	PLUG-----	1
	3D4603	PLUG-----	1
32	T 320	BOLT-----	52
33	3B4507	LOCKWASHER-----	52
34	7J6225	PLATE-----	1
35	5J5234	GASKET-----	1
36	6J8118	SCREEN ASSEM.-----	1
37	2H3755	BOLT-----	2
	3B4505	LOCKWASHER-----	2
38	4J8265	NUT-----	2
	1B4218	WASHER-----	2

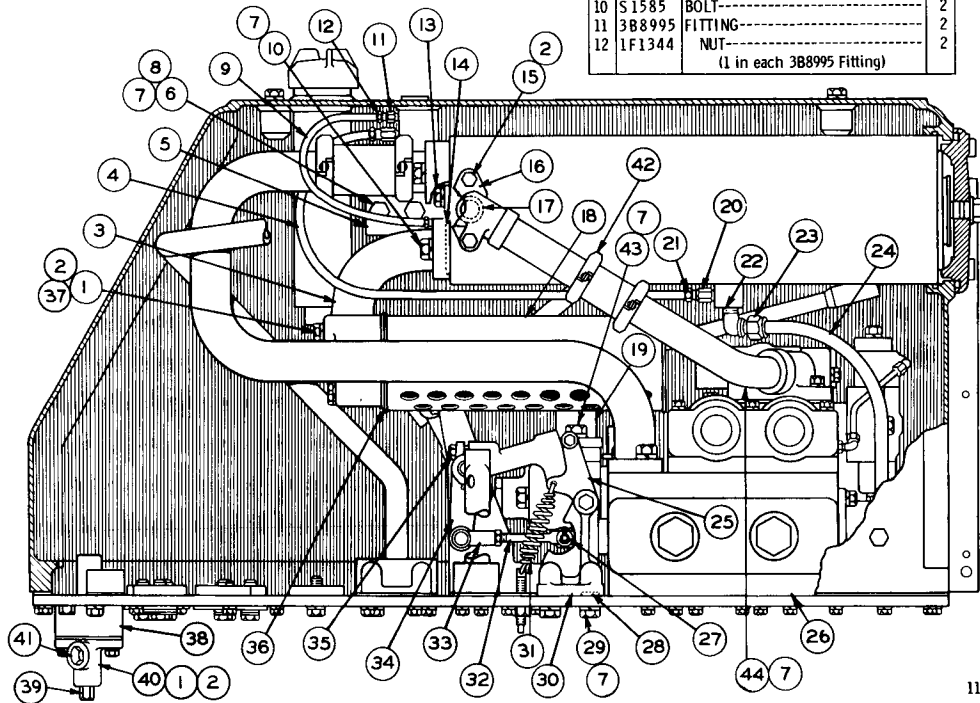
110754

HYDRAULIC TANK AND VALVE (5J5722 N/S)—Part 4 of 4
 AS VIEWED FROM FRONT OF MACHINE
 Serial No. 11K2786 to 11K3156 inclusive
 Refer also to Page 127B for special parts

REF NO	PART NUMBER	DESCRIPTION	QTY
1	L 1352	BOLT-----	4
2	3B4506	LOCKWASHER-----	8
3	5J5937	TUBE ASSEM.-----	1

4	6J2363	TUBE-----	1
5	5J5146	BRACKET-----	1
6	6H1717	BOLT-----	2
7	3B4508	LOCKWASHER-----	10
8	4B4280	WASHER-----	2
9	6J2362	TUBE-----	1
10	S1585	BOLT-----	2
11	3B8995	FITTING-----	2
12	1F1344	NUT-----	2

(1 in each 3B8995 Fitting)



110752

	T318	BOLT-----	2
13	3B4507	LOCKWASHER-----	2
	4B4279	WASHER-----	2
14	7F8267	SEAL-----	1
	S1591	BOLT----- (1.50" long)	1
15	S1619	BOLT----- (3.00" long)	1
16	7J3572	TUBE ASSEM.-----	1
17	3D9412	GASKET-----	1
18	7J773	TUBE ASSEM.-----	1
19	5J6022	TUBE ASSEM.-----	1
20	3B8996	FITTING-----	2
21	8F8997	NUT--(1 in each 3B8996 Fitting)---	2
22	3B9053	FITTING-----	1
23	8B8997	NUT--(Part of 3B9053 Fitting)---	1
24	7J748	TUBE-----	1
25	5J5108	LEVER-----	1
26	5J7953	CONTROL VALVE GROUP----- (See Separate Illustration)	1
27	1J4384	PIN-----	1
	3B4615	COTTER PIN-----	1
28	8F3469	SEAL-----	2
29	7B3235	BOLT-----	2
30	7J6226	BRACKET-----	1
31	6H962	SPRING-----	1
32	5J5932	ROD-----	1
33	1J8489	END-----	1
	5B9079	NUT-----	1
34	5J5110	LEVER-----	1
	1B8706	KEY-----	1
35	1A2209	BOLT-----	1
36	5J5942	GASKET-----	2
	5J9261	DISC-----	1
37	T573	BOLT-----	2
	7J439	SPACER-----	1
38	8H9818	GASKET-----	2
39	4B7739	PLUG-----	1
40	8H9819	ADAPTER-----	1
41	3J5389	PLUG-----	1
42	7S8062	JOINT-----	1
43	S1595	BOLT-----	2
	7J3570	TUBE ASSEM.-----	1
44	7J3573	GASKET-----	1
	2B2006	BOLT-----	2

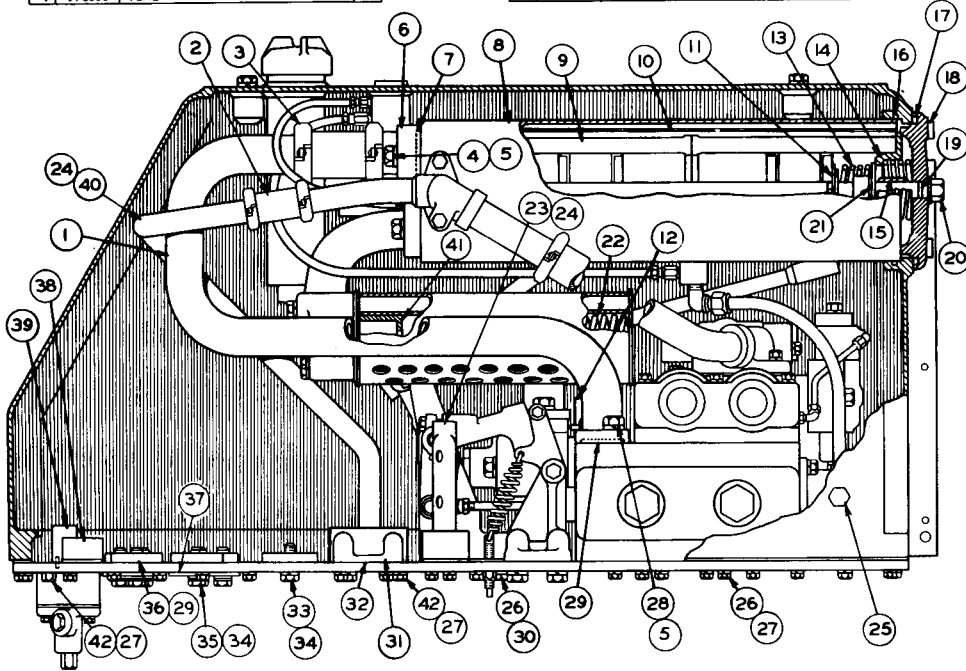
HYDRAULIC TANK AND VALVE (5J5722 N/S)—As Viewed from R.H. Side of Machine—Part 1 of 4
 Serial No. 11K3157 to 11K3457 inclusive. 5J7953 Valve parts are shown on Pages 110 and 111
 Refer also to Pages 153, 154 and 155 for special parts

HYDRAULIC TANK AND VALVE (5J5722 N/S)—As Viewed from R.H. Side of Machine—Part 2 of 4
 Serial No. 11K3157 to 11K3457 inclusive

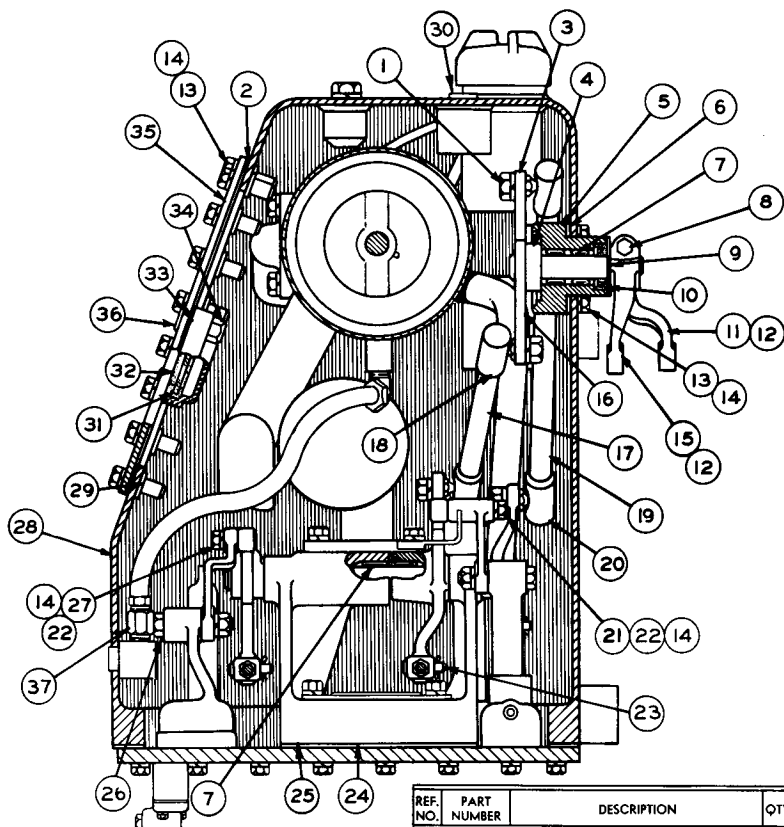
REF. NO.	PART NUMBER	DESCRIPTION	QTY
1	5J5182	TUBE ASSEM.	1
2	257070	JOINT ASSEM.	1
3	6L2849	COUPLING	2
4	S 1587	BOLT	2
5	3B4508	LOCKWASHER	4
6	5J5157	TUBE ASSEM.	1
7	5F8000	SEAL	1

REF. NO.	PART NUMBER	DESCRIPTION	QTY
8	7J6096	TUBE ASSEM.	1
9	4J6064	ELEMENT ASSEM.	2
10	6J3795	SCREEN ASSEM.	1
11	2J1917	RETAINER	1
	1H1200	PIN----- (1.25" Long)	1
	7J5925	PIN----- (1" Long)	1

REF. NO.	PART NUMBER	DESCRIPTION	QTY
12	6J4578	STOP	1
13	5J2926	SPRING	1
14	4J1704	SEAT	1
15	6J2236	SPRING	1
16	2K4472	SEAL	1
17	6J19716	COVER	1
	5L5032	SEAL	1
18	2J2864	PLUG	2
	6F5559	SEAL	2
19	6F4855	SEAL	1
20	7J5586	BOLT	1
21	2J918	VALVE	1
22	6J3911	SPRING	1
23	7J772	TUBE ASSEM.	1
24	5J5166	GASKET	2
25	9S4182	PLUG	1
	3J7354	SEAL	1
26	1A2029	BOLT	7
27	3B4506	LOCKWASHER	13
28	S 1585	BOLT	2
29	1H9696	SEAL	5
30	5L5840	WASHER----- ()	3
	5B9628	WASHER----- ()	3
31	7J2852	COVER	2
32	4J8425	GASKET	2
33	S 1595	BOLT	2
34	5L5180	WASHER----- ()	10
	1K4703	WASHER----- ()	10
35	7B3235	BOLT	8
36	3J9296	COVER	5
37	4J9957	COVER	4
	2J1799	GASKET	4
38	6J9523	FLANGE	1
	7J96	GASKET	1
39	6J1888	BLOCK	2
	3F4479	PIN	2
40	5J5202	TUBE ASSEM.	1
41	6J3908	ORIFICE	1
42	S 1588	BOLT	9



110965

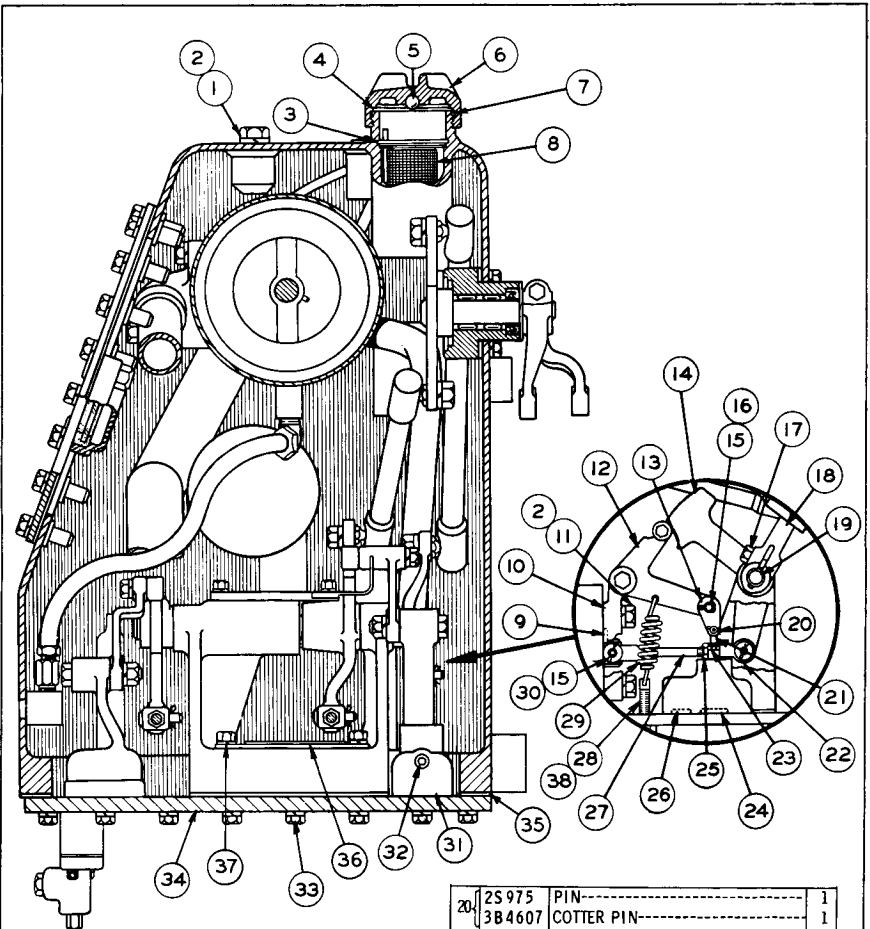


REF. NO.	PART NUMBER	DESCRIPTION	QTY
1	1B4205	NUT-----	4
	3B4508	LOCKWASHER-----	4
2	5J5160	GASKET-----	1
3	5J5774	LEVER ASSEM.-----	1
4	2H5746	ADAPTER-----	2
5	5J8102	HOUSING-----	2
6	4J8425	GASKET-----	2
7	7F7983	BEARING-----	8
8	S 1571	BOLT-----	2
	1D4717	NUT-----	2
9	8B4037	WASHER-----	2
10	3J4407	SEAL-----	2
11	7J9557	LEVER-----	1
12	1B8706	KEY-----	2
13	S 1594	BOLT-----	52
14	3B4506	LOCKWASHER-----	54
15	5J5729	LEVER-----	1
16	5J5776	LEVER ASSEM.-----	1
17	5J5765	ROD ASSEM.-----	1
18	2H9250	JOINT----- (Part of 5J5765 Rod Assem.)	2
19	5J5764	ROD ASSEM.-----	1
20	2H9250	JOINT----- (Part of 5J5764 Rod Assem.)	2

REF. NO.	PART NUMBER	DESCRIPTION	QTY
21	4J3441	ROLLER-----	1
22	1B4203	NUT-----	2
	1J4384	PIN-----	2
23	3B4615	COTTER PIN-----	2
24	5J5247	GASKET-----	1
25	7J779	BRACKET-----	1
	2I6602	PIN-----	2
26	1B4204	NUT-----	2
	3B4507	LOCKWASHER-----	2
27	2J8262	ROLLER-----	1
28	7J775	TANK ASSEM.-----	1
29	6J2237	BOSS----- (Part of 7J775 Assem.)	44
30	9S8006	PLUG----- (shipping & storage)---	1
	2M9780	SEAL----- (shipping & storage)---	1
31	4J8252	GLASS-----	1
32	4J8251	GROMMET-----	1
33	4J8250	RETAINER-----	1
34	4J8265	NUT-----	4
	6J2459	COVER ASSEM.----- Consisting of:	1
35	5J5159	COVER-----	1
36	5J96	STUD-----	4
37	3B8997	FITTING-----	1
	8F8998	NUT----- (Part of 3B8997 Fitting)	1

110966

HYDRAULIC TANK AND VALVE (5J5722 N/S)—Part 3 of 4
 AS VIEWED FROM FRONT OF MACHINE
 Serial No. 11K3157 to 11K3457 inclusive
 Note: 6J468 Indicator Assembly is available



REF NO	PART NUMBER	DESCRIPTION	QTY
1	S 1620	BOLT-----	2
2	3B4508	LOCKWASHER-----	4
3	6H9361	RING-----	1
4	6H5139	PLATE-----	1
5	7B6368	BALL-----	1
6	7H1447	CAP-----	1
7	9H6454	GASKET-----	1
8	6J2025	STRAINER ASSEM.-----	1
9	4J519	SEAL-----	1
10	5J5109	BRACKET-----	1
11	S1585	BOLT-----	2
12	5J5071	LEVER-----	1
13	5J7518	LINK-----	2
14	5J5111	LEVER-----	1
15	1J4384	PIN-----	2
16	3B4618	COTTER PIN-----	1
17	7H3912	BUSHING-----	1
17	S 1588	BOLT-----	1
18	4J7739	LEVER-----	1
18	1B8706	KEY-----	1
19	5J5105	SHAFT-----	1

20	2S 975	PIN-----	1
	3B4607	COTTER PIN-----	1
21	5J7546	ROD-----	1
22	1J8489	END-----	1
23	6F612	NUT-----	1
24	5F7054	SEAL-----	1
25	5B9079	NUT-----	1
26	6F4855	SEAL-----	1
27	5J5933	ROD-----	1
28	7J6227	EYESCREW-----	2
29	6H962	SPRING-----	1
30	3B4615	COTTER PIN-----	1
	5J7958	BODY GROUP-----	1
		Consisting of:	
31	Not Serv	BODY-----	1
	Not Serv	STEM-----	1
32	3D4603	PLUG-----	1
	T320	BOLT-----	52
33	3B4507	LOCKWASHER-----	52
34	7J6225	PLATE-----	1
35	5J5234	GASKET-----	1
36	6J8118	SCREEN ASSEM.-----	1
37	2H3755	BOLT-----	2
	3B4505	LOCKWASHER-----	2
	4J8265	NUT-----	2
38	1B4218	WASHER-----	2

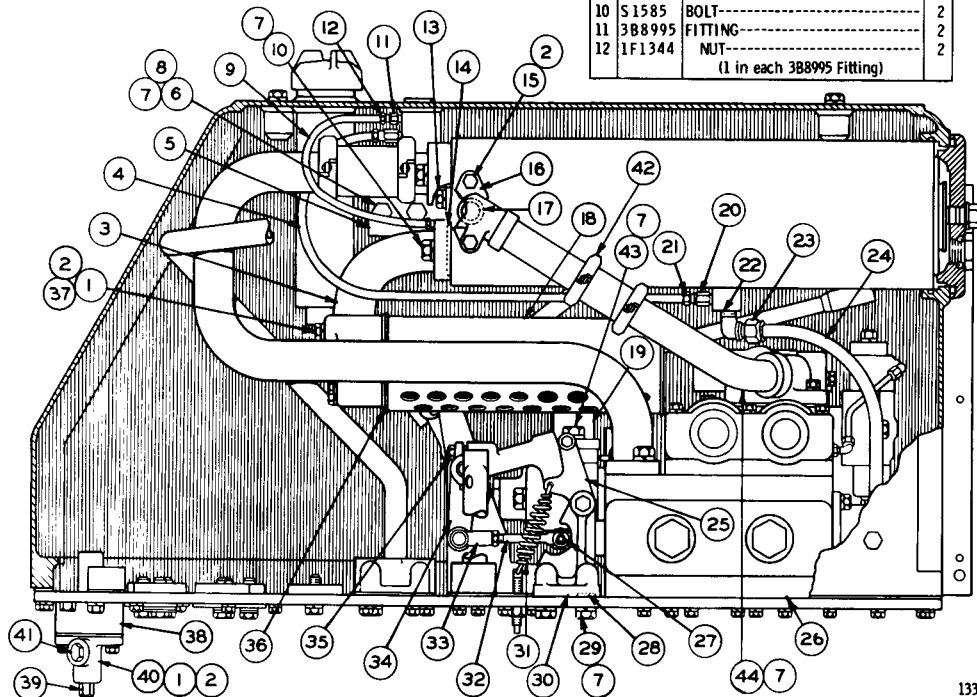
110967

HYDRAULIC TANK AND VALVE (5J5722 N/S)—Part 4 of 4
 AS VIEWED FROM FRONT OF MACHINE, Serial No. 11K3157 to 11K3457 inclusive
 Refer also to Page 127B for special parts

REF NO	PART NUMBER	DESCRIPTION	QTY
1	L 1352	BOLT-----	4
2	3B4506	LOCKWASHER-----	8
3	5J5937	TUBE ASSEM.-----	1

4	6J2363	TUBE-----	1
5	5J5146	BRACKET-----	1
6	6H1717	BOLT-----	2
7	3B4508	LOCKWASHER-----	10
8	4B4280	WASHER-----	2
9	6J2362	TUBE-----	1
10	S1585	BOLT-----	2
11	3B8995	FITTING-----	2
12	1F1344	NUT-----	2

(1 in each 3B8995 Fitting)



133991

13	T318	BOLT-----	2
	3B4507	LOCKWASHER-----	2
	4B4279	WASHER-----	2
14	7F8267	SEAL-----	1
	S1591	BOLT----- (1.50" long)-----	1
15	S1619	BOLT----- (3.00" long)-----	1
16	7J3572	TUBE ASSEM.-----	1
17	3D9412	GASKET-----	1
18	7J773	TUBE ASSEM.-----	1
19	5J6022	TUBE ASSEM.-----	1
20	3B8996	FITTING-----	2
21	8F8997	NUT--(1 in each 3B8996 Fitting)---	2
22	3B9053	FITTING-----	1
23	8B8997	NUT--(Part of 3B9053 Fitting)---	1
24	7J748	TUBE-----	1
25	5J5108	LEVER-----	1
26	5J7953	CONTROL VALVE GROUP----- (See Separate Illustration)	1
27	1J4384	PIN-----	1
	3B4615	COTTER PIN-----	1
28	8F3469	SEAL-----	2
29	7B3235	BOLT-----	2
30	7J6226	BRACKET-----	1
31	6H962	SPRING-----	1
32	5J5932	ROD-----	1
	1J8489	END-----	1
33	5B9079	NUT-----	1
	5J5110	LEVER-----	1
34	1B8706	KEY-----	1
35	1A2209	BOLT-----	1
	5J5942	GASKET-----	2
36	5J9261	DISC-----	1
37	T573	BOLT-----	2
	7J439	SPACER-----	1
38	8H9818	GASKET-----	2
39	4B7739	PLUG-----	1
40	8H9819	ADAPTER-----	1
41	8J135	PLUG-----	1
42	7S8062	JOINT-----	1
43	S1595	BOLT-----	2
	7J3570	TUBE ASSEM.-----	1
44	7J3573	GASKET-----	1
	2B2006	BOLT-----	2

HYDRAULIC TANK AND VALVE (5J5722 N/S)—As Viewed from Right Hand Side of Machine—Part 1 of 4

Serial No. 11K3458 to 11K3915 inclusive

5J7953 Valve parts are shown on Pages 110, 110A, 110B and 111

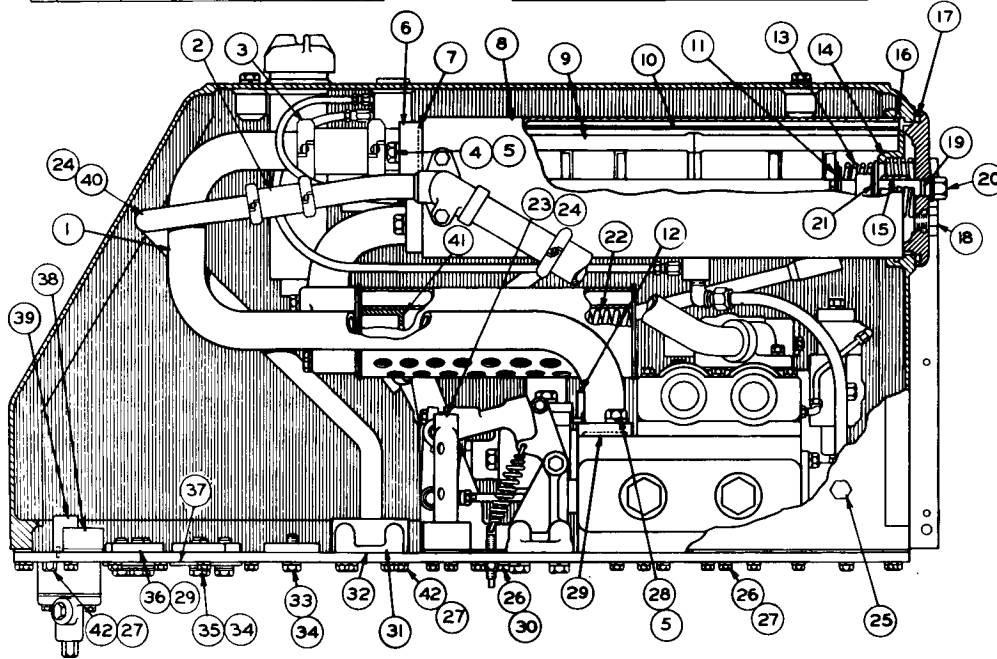
Refer also to Pages 153, 154 and 155 for special parts

HYDRAULIC TANK AND VALVE (5J5722 N/S)—As Viewed from Right Hand Side of Machine—Part 2 of 4
 Serial No. 11K3458 to 11K3915 inclusive

REF NO	PART NUMBER	DESCRIPTION	QTY
1	5J5182	TUBE ASSEM.	1
2	2S7070	JOINT ASSEM.	1
3	6L2849	COUPLING 2	2
4	S 1587	BOLT 2	2
5	3B4508	LOCKWASHER 4	4
6	5J5157	TUBE ASSEM.	1
7	5F8000	SEAL 1	1

REF NO	PART NUMBER	DESCRIPTION	QTY
8	7J6096	TUBE ASSEM.	1
9	4J6064	ELEMENT ASSEM.	2
10	6J3795	SCREEN ASSEM.	1
	2J917	RETAINER 1	1
	1H1200	PIN—(1.25" Long).....	1
	7J5925	PIN—(1" Long).....	1

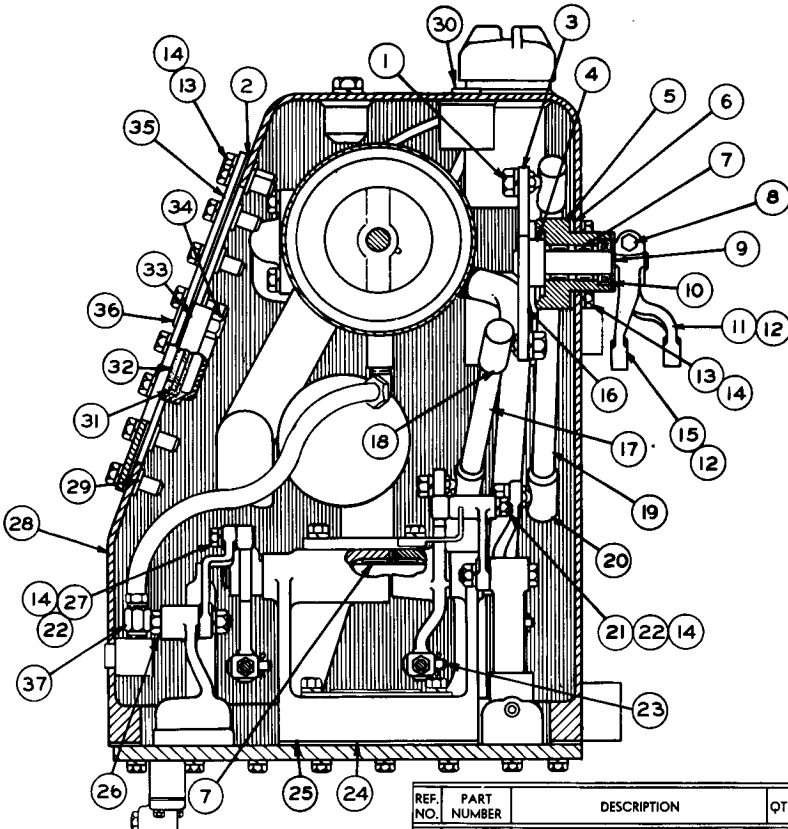
REF NO	PART NUMBER	DESCRIPTION	QTY
12	6J4578	STOP 1	1
13	5J2926	SPRING 1	1
14	4J1704	SEAT 1	1
15	6J2236	SPRING 1	1
16	2K4472	SEAL 1	1
	7J9197	COVER 1	1
17	5L5032	SEAL 1	1
	9S8010	PLUG 1	1
18	2S4078	SEAL 1	1
19	6F4855	SEAL 1	1
20	7J5586	BOLT 1	1
21	2J918	VALVE 1	1
22	6J3911	SPRING 1	1
23	7J772	TUBE ASSEM.	1
24	5J5166	GASKET 2	2
25	9S4182	PLUG 1	1
	3J7354	SEAL 1	1
26	1A2029	BOLT 7	7
27	3B4506	LOCKWASHER 13	13
28	S1585	BOLT 2	2
29	1H9696	SEAL 5	5
30	4B5167	WASHER 3	3
31	7J2852	COVER 2	2
32	4J8425	GASKET 2	2
33	S1595	BOLT 2	2
34	5B5689	WASHER 10	10
35	7B3235	BOLT 8	8
36	3J9296	COVER 5	5
	4J9957	COVER 4	4
37	2J1799	GASKET 4	4
	6J9523	FLANGE 1	1
38	7J96	GASKET 1	1
	6J1888	BLOCK 2	2
39	3F4479	PIN 2	2
40	5J5202	TUBE ASSEM.	1
	6J3908	ORIFICE 1	1
42	S1588	BOLT 9	9



133992

HYDRAULIC CONTROL

108Y

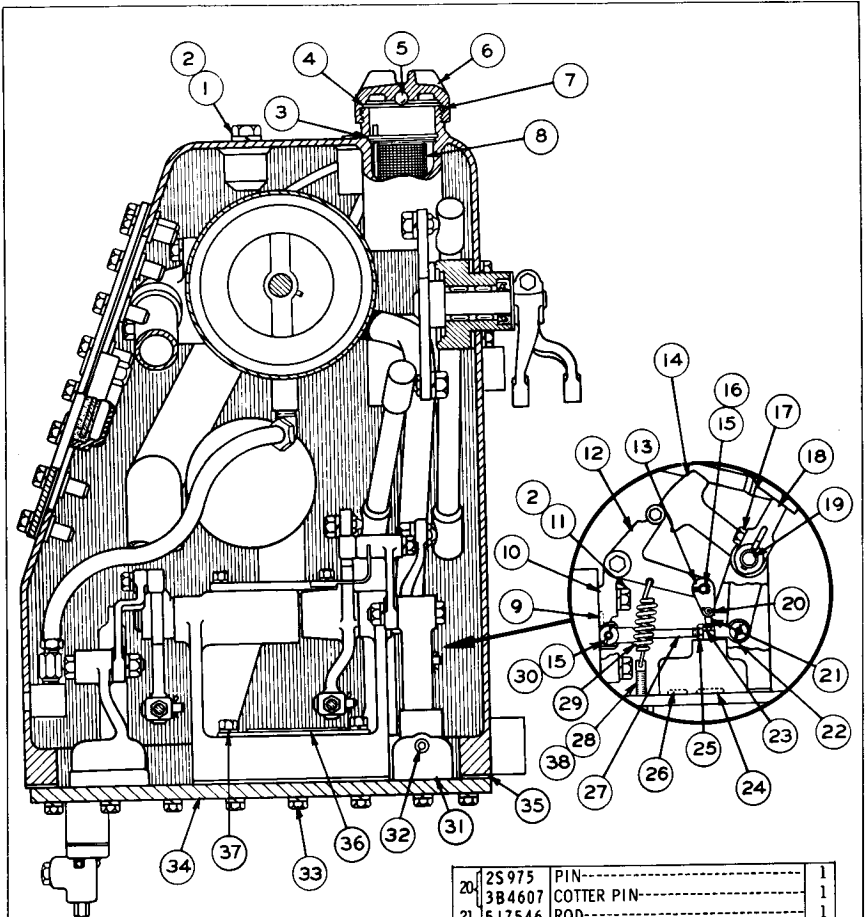


REF NO.	PART NUMBER	DESCRIPTION	QTY
1	1B4205	NUT-----	4
	3B4508	LOCKWASHER-----	4
2	5J5160	GASKET-----	1
3	5J5774	LEVER ASSEM.-----	1
4	2H5746	ADAPTER-----	2
5	5J8102	HOUSING-----	2
6	4J8425	GASKET-----	2
7	7F7983	BEARING-----	8
8	S 1571	BOLT-----	2
	1D4717	NUT-----	2
9	8B4037	WASHER-----	2
10	3J4407	SEAL-----	2
11	7J9557	LEVER-----	1
12	1B8706	KEY-----	2
13	S 1594	BOLT-----	52
14	3B4506	LOCKWASHER-----	54
15	5J5729	LEVER-----	1
16	5J5776	LEVER ASSEM.-----	1
17	5J5765	ROD ASSEM.-----	1
18	2H9250	JOINT-----	2
		(Part of 5J5765 Rod Assem.)	
19	5J5764	ROD ASSEM.-----	1
20	2H9250	JOINT-----	2
		(Part of 5J5764 Rod Assem.)	

REF. NO.	PART NUMBER	DESCRIPTION	QTY
21	4J3441	ROLLER-----	1
22	1B4203	NUT-----	2
	1J4384	PIN-----	2
	3B4615	COTTER PIN-----	2
24	5J5247	GASKET-----	1
25	7J779	BRACKET-----	1
	2J6602	PIN-----	2
26	1B4204	NUT-----	2
	3B4507	LOCKWASHER-----	2
27	2J8262	ROLLER-----	1
28	7J775	TANK ASSEM.-----	1
29	6J2237	BOSS-----	44
		(Part of 7J775 Assem.)	
30	9S8006	PLUG----- (shipping & storage)-----	1
	2M9780	SEAL----- (shipping & storage)-----	1
31	4J8252	GLASS-----	1
32	4J8251	GROMMET-----	1
33	4J8250	RETAINER-----	1
34	4J8265	NUT-----	4
	6J2459	COVER ASSEM.-----	1
		Consisting of:	
35	5J5159	COVER-----	1
36	5J96	STUD-----	4
	3B8997	FITTING-----	1
37	8F8998	NUT-----	1
		(Part of 3B8997 Fitting)	

110966

HYDRAULIC TANK AND VALVE (5J5722 N/S)—Part 3 of 4
 AS VIEWED FROM FRONT OF MACHINE
 Serial No. 11K3458 to 11K3915 inclusive
 Note: 6J468 Indicator Assembly is available



REF NO	PART NUMBER	DESCRIPTION	QTY
1	S 1620	BOLT-----	2
2	3B4508	LOCKWASHER-----	4
3	6H9361	RING-----	1
4	6H5139	PLATE-----	1
5	7B6368	BALL-----	1
6	7H1447	CAP-----	1
7	9H4654	GASKET-----	1
8	6J2025	STRAINER ASSEM.-----	1
9	4J519	SEAL-----	1
10	5J5109	BRACKET-----	1
11	S1585	BOLT-----	2
12	5J5071	LEVER-----	1
13	5J7518	LINK-----	2
14	5J5111	LEVER-----	1
15	1J4384	PIN-----	2
16	3B4618	COTTER PIN-----	1
17	7H3912	BUSHING-----	1
18	S 1588	BOLT-----	1
19	4J7739	LEVER-----	1
	1B8706	KEY-----	1
	5J5105	SHAFT-----	1

20	2S975	PIN-----	1
	3B4607	COTTER PIN-----	1
21	5J7546	ROD-----	1
22	118489	END-----	1
23	6F612	NUT-----	1
24	5F7054	SEAL-----	1
25	5B9079	NUT-----	1
26	6F4855	SEAL-----	1
27	515933	ROD-----	1
28	7J6227	EYESCREW-----	2
29	6H962	SPRING-----	1
30	3B4615	COTTER PIN-----	1
	5J7958	BODY GROUP-----	1
		Consisting of:	
		BODY-----	1
31	Not Serv	STEM-----	1
	Not Serv	STEM-----	1
32	3D4603	PLUG-----	1
33	T320	BOLT-----	52
	3B4507	LOCKWASHER-----	52
34	7J6225	PLATE-----	1
35	5J5234	GASKET-----	1
36	6J8118	SCREEN ASSEM.-----	1
37	2H3755	BOLT-----	2
	3B4505	LOCKWASHER-----	2
	4J8265	NUT-----	2
38	4B5167	WASHER-----	2

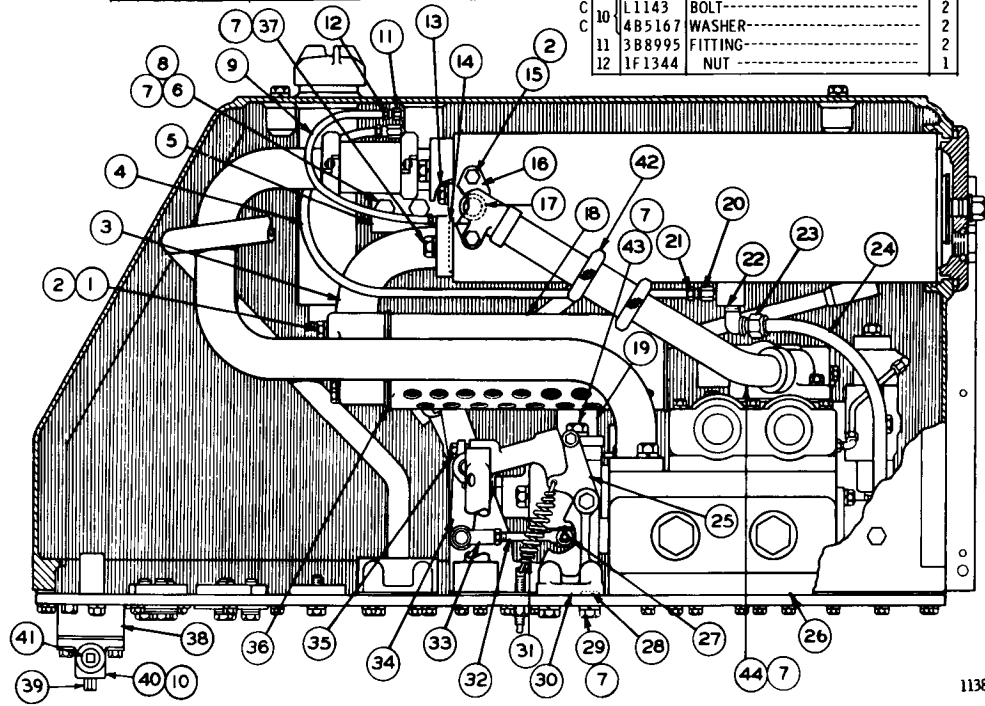
133993

HYDRAULIC TANK AND VALVE (5J5722 N/S)—Part 4 of 4
 AS VIEWED FROM FRONT OF MACHINE
 Serial No. 11K3458 to 11K3915 inclusive
 Refer also to Page 127B for special parts

REF. NO.	PART NUMBER	DESCRIPTION	QTY
C 1	T65	BOLT-----3.5" Long	2
	S1619	BOLT-----3" Long	2
C 2	3B4506	LOCKWASHER	6
3	5J5937	TUBE ASSEM.	1

4	6J2363	TUBE	1
5	5J5146	BRACKET	1
6	6H1717	BOLT	2
7	3B4508	LOCKWASHER	10
8	4B4280	WASHER	2
9	6J2362	TUBE	1
C 10	L1143	BOLT	2
C 11	4B5167	WASHER	2
12	3B8995	FITTING	2
	1F1344	NUT	1

	T318	BOLT	2
13	3B4507	LOCKWASHER	2
	4B4279	WASHER	2
14	7F8267	SEAL	1
C 15	3B1915	BOLT----- (1.375" Long)	1
C 16	2H5330	BOLT----- (2.875" Long)	1
17	7J3572	TUBE ASSEM.	1
18	3D9412	GASKET	1
19	7J773	TUBE ASSEM.	1
20	5J6022	TUBE ASSEM.	1
21	3B8996	FITTING	2
22	8F8997	NUT	1
23	3B9053	FITTING	1
24	8B8997	NUT	1
25	7J748	TUBE	1
26	5J5108	LEVER	1
	5J7953	CONTROL VALVE GROUP (See Separate Illustration)	1
C 27	5F9199	PIN	1
C 28	8S7803	RETAINER	1
29	8F3469	SEAL	4
30	7B3235	BOLT	2
31	7J6226	BRACKET	1
32	6H962	SPRING	1
33	5J5932	ROD	1
	1J8489	END	1
	5B9079	NUT	1
34	5J5110	LEVER	1
	1B8706	KEY	1
35	1A2209	BOLT	1
36	5J5942	GASKET	2
	5J9261	DISC	1
37	S1585	BOLT	2
C 38	8J2288	SPACER	1
	8H9818	GASKET	2
39	4B7739	PLUG	1
40	8H9819	ADAPTER	1
41	8J135	PLUG	1
42	7S8062	JOINT	1
43	S1595	BOLT	2
44	7J3570	TUBE ASSEM.	1
	7J3573	GASKET	1
	2B2006	BOLT	2



113883

HYDRAULIC TANK AND VALVE (5J5722 N/S)—As Viewed from Right Hand Side of Machine—Part 1 of 4
Serial No. 11K3916-Up

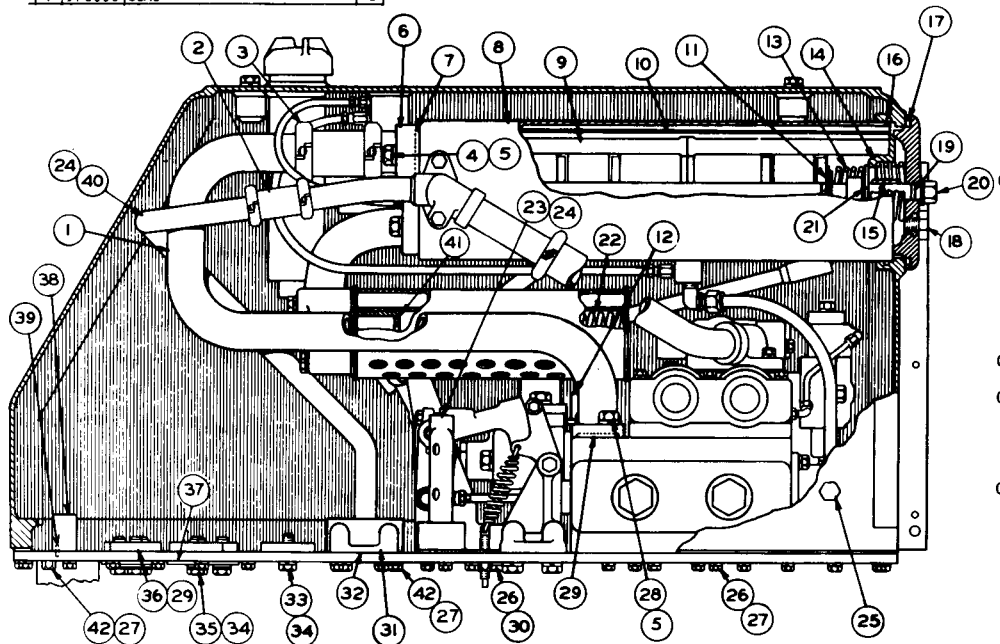
5J7953 Valve parts are shown on Pages 110, 110A, 110B, and 111
Refer also to Pages 153, 154 and 155 for special parts

HYDRAULIC TANK AND VALVE (5J5722 N/S)—As Viewed from Right Hand Side of Machine—Part 2 of 4
Serial No. 11K3916-Up

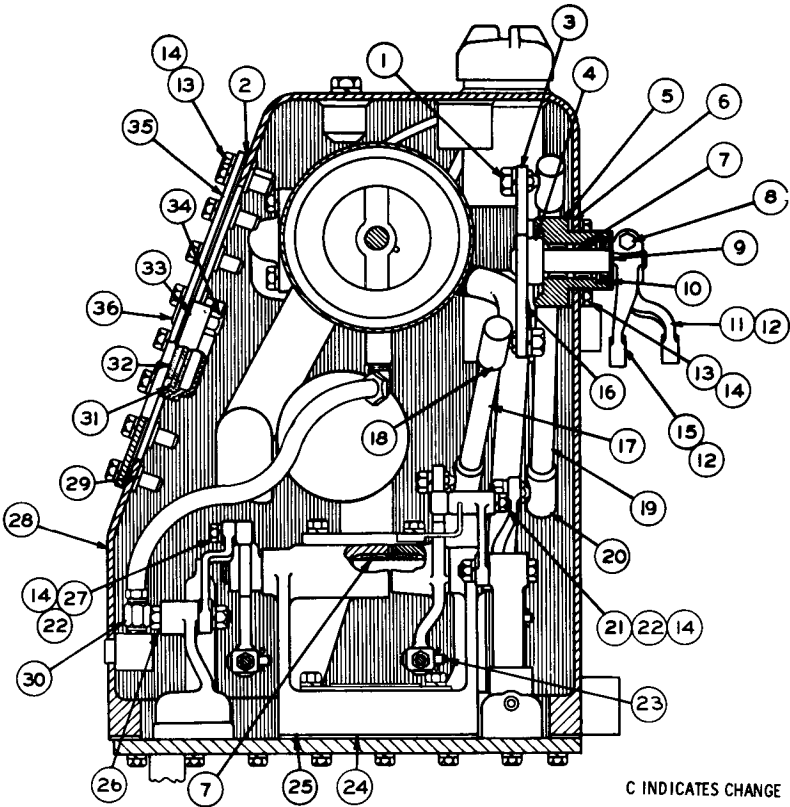
REF. NO.	PART NUMBER	DESCRIPTION	QTY
1	5J5182	TUBE ASSEM.	1
2	2S7070	JOINT ASSEM.	1
3	6L2849	COUPLING	2
4	S1587	BOLT	2
5	3B4508	LOCKWASHER	4
6	5J5157	TUBE ASSEM.	1
7	5F8000	SEAL	1

8	7J6096	TUBE ASSEM.	1
9	4J6064	ELEMENT ASSEM.	2
10	6J3795	SCREEN ASSEM.	1
	2J917	RETAINER	1
11	1H1200	PIN—(1.25" Long)	1
	7J5925	PIN—(1" Long)	1

12	6J4578	STOP	1
13	5J2926	SPRING	1
14	4J1704	SEAT	1
15	6J2236	SPRING	1
16	2K4472	SEAL	1
17	7J9197	COVER	1
	5L5032	SEAL	1
	9S8010	PLUG	1
18	2S4078	SEAL	1
19	6F4855	SEAL	1
20	7J5586	BOLT	1
21	2J918	VALVE	1
22	6J3911	SPRING	1
23	7J772	TUBE ASSEM.	1
24	5J5166	GASKET	2
	9S4182	PLUG	1
25	3J7354	SEAL	1
26	1A2029	BOLT	7
27	3B4506	LOCKWASHER	12
28	S1585	BOLT	2
29	1H9696	SEAL	5
30	4B5167	WASHER	3
31	7J2852	COVER	2
32	4J8425	GASKET	2
33	S1595	BOLT	2
34	5B5689	WASHER	10
35	7B3235	BOLT	8
36	3J9296	COVER	5
37	1J8467	COVER	4
	2J1799	GASKET	4
38	8J2381	BLOCK	2
	8J2352	GASKET	2
39	3F4479	PIN	2
40	5J5202	TUBE ASSEM.	1
41	6J3908	ORIFICE	1
42	S1588	BOLT	8



113884



C INDICATES CHANGE

REF NO	PART NUMBER	DESCRIPTION	QTY
1	1B4205	NUT-----	4
3	3B4508	LOCKWASHER-----	4
2	5J5160	GASKET-----	1
3	5J5774	LEVER ASSEM.-----	1
4	2H5746	ADAPTER-----	2
5	5J8102	HOUSING-----	2
6	4J8425	GASKET-----	2
7	7F7983	BEARING-----	8
8	S1571	BOLT-----	2
	1D4717	NUT-----	2
9	8B4037	WASHER-----	2
10	3J4407	SEAL-----	2
11	7J9557	LEVER-----	1
12	1B8706	KEY-----	2
13	5J594	BOLT-----	52
14	3B4506	LOCKWASHER-----	54
15	5J5729	LEVER-----	1
16	5J5776	LEVER ASSEM.-----	1
17	5J5765	ROD ASSEM.-----	1
18	2H9250	JOINT-----	2
19	5J5764	ROD ASSEM.-----	1
20	2H9250	JOINT-----	2

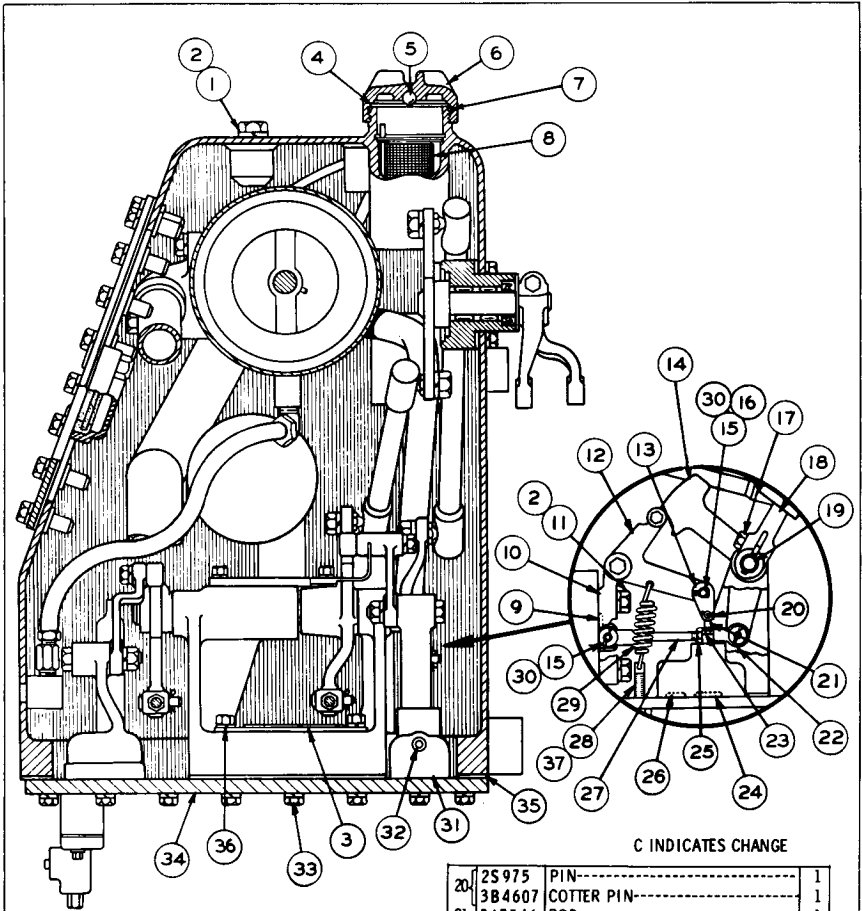
21	4J3441	ROLLER-----	1
22	1B4203	NUT-----	2
C	5F9199	PIN-----	2
23	8S7803	PIN-----	2
24	5J5247	RETAINER-----	1
25	7J779	BRACKET-----	1
	2J6602	PIN-----	2
26	1B4204	NUT-----	2
	3B4507	LOCKWASHER-----	2
27	2J8262	ROLLER-----	1
28	7J775	TANK ASSEM.-----	1
29	6J2237	BOSS-----	44
30	3B8997	FITTING-----	1
	8F8998	NUT-----	1
31	4J8252	GLASS-----	1
32	4J8251	GROMMET-----	1
33	4J8250	RETAINER-----	1
34	4J8265	NUT-----	4
	6J2459	COVER ASSEM.-----	1
35	5J5159	COVER-----	1
36	5J96	STUD-----	4

113885

HYDRAULIC TANK AND VALVE (5J5722 N/S) -Part 3 of 4
AS VIEWED FROM FRONT OF MACHINE

Serial No. 11K3916-Up

Note: 6J468 Indicator Assembly is available



C INDICATES CHANGE

REF. NO.	PART NUMBER	DESCRIPTION	QTY
1	S1620	BOLT-----	2
2	3B4508	LOCKWASHER-----	4
3	6J8118	SCREEN ASSEM.-----	1
4	6H5139	PLATE-----	1
5	7B6368	BALL-----	1
6	7H1447	CAP-----	1
7	9H6454	GASKET-----	1
8	6J2025	STRAINER ASSEM.-----	1
9	4J519	SEAL-----	1
10	5J5109	BRACKET-----	1
11	S1585	BOLT-----	2
12	5J5071	LEVER-----	1
13	5J7518	LINK-----	2
14	5J5111	LEVER-----	1
15	5F9199	PIN-----	2
16	7H3912	BUSHING-----	1
17	S1588	BOLT-----	1
18	4J7739	LEVER-----	1
18	188706	KEY-----	1
19	5J5105	SHAFT-----	1

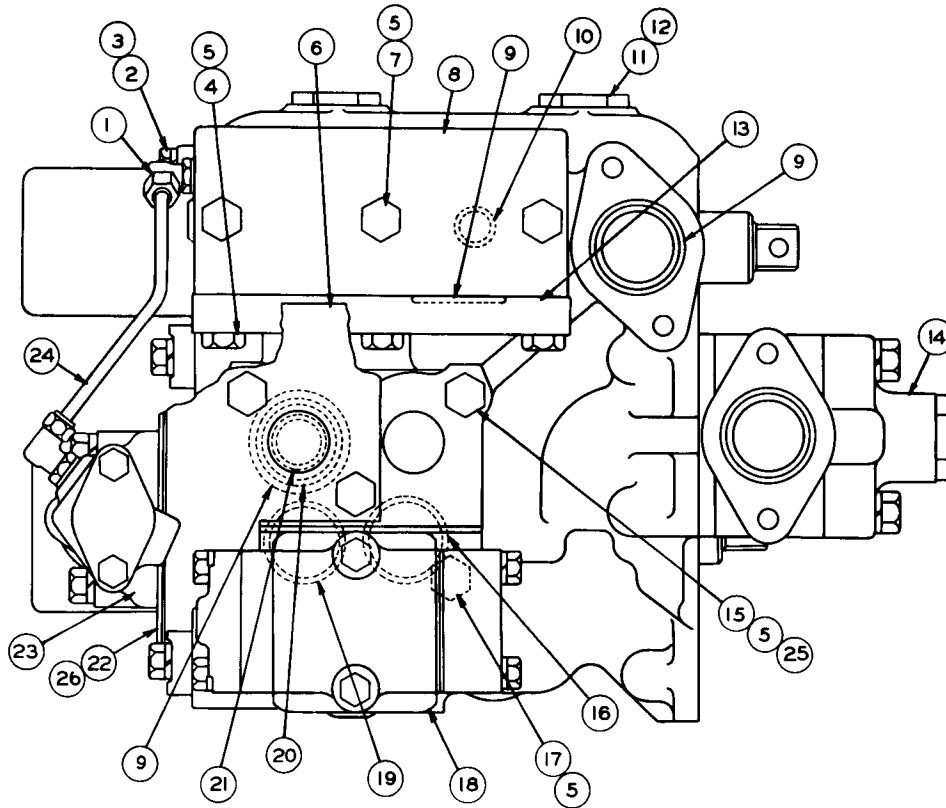
20	2S975	PIN-----	1
21	3B4607	COTTER PIN-----	1
21	5J7546	ROD-----	1
22	1J8489	END-----	1
23	6F612	NUT-----	1
24	5F7054	SEAL-----	1
25	5B9079	NUT-----	1
26	6F4855	SEAL-----	1
27	5J5933	ROD-----	1
28	7J6227	EYESCREW-----	2
29	6H962	SPRING-----	1
30	8S7803	RETAINER-----	2
30	5J7958	BODY GROUP-----	1
31	Not Serv	BODY-----	1
31	Not Serv	STEM-----	1
32	3D4603	PLUG-----	1
33	T320	BOLT-----	52
33	3B4507	LOCKWASHER-----	52
34	8J2333	PLATE-----	1
35	5J5234	GASKET-----	1
36	2H3755	BOLT-----	2
36	3B4505	LOCKWASHER-----	2
37	4J8265	NUT-----	2
37	4B5167	WASHER-----	2

113886

HYDRAULIC TANK AND VALVE (5J5722 N/S)—Part 4 of 4
AS VIEWED FROM FRONT OF MACHINE

Serial No. 11K3916-Up

Refer also to Page 127B for special parts



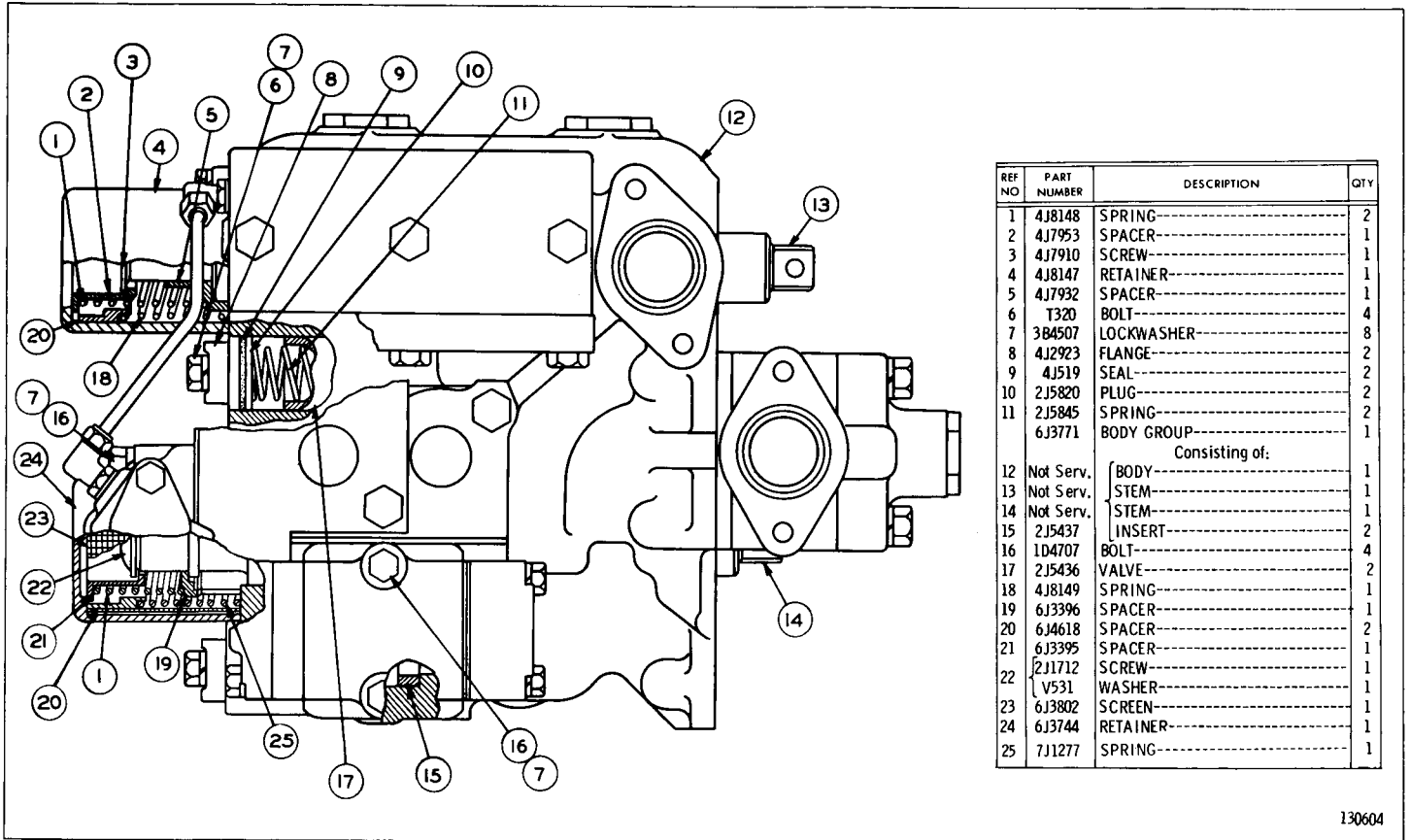
REF. NO.	PART NUMBER	DESCRIPTION	QTY
1	4J2184	FITTING-----	2
	4J2207	NUT-----	2
	4J2208	SLEEVE-----	2
	3J7354	"O" RING-----	2
		(1 in each 4J2184 Fitting)	
2	S1594	BOLT-----	4
3	3B4506	LOCKWASHER-----	4
4	S1585	BOLT-----	3
5	3B4508	LOCKWASHER-----	11
6	5J8316	HOUSING-----	1
7	1D4566	BOLT-----	3
8	5J8359	BODY-----	1
9	4J523	SEAL-----	9
10	8F3469	SEAL-----	12
11	3J1553	PLUG-----	4
12	4J5267	SEAL-----	3
13	6J3620	COVER-----	1
14	5J5274	VALVE GROUP-----	1
		(See Separate Illustration)	
15	S1573	BOLT-----	3
16	4J522	SEAL-----	2
17	L1329	BOLT-----	2
18	3J8878	VALVE GROUP-----	1
		(See Separate Illustration)	
19	4J521	SEAL-----	2
20	4J7415	VALVE-----	4
21	1J8960	SPRING-----	4
22	6J3638	PLATE-----	1
23	6J6289	VALVE GROUP-----	1
		(See Separate Illustration)	
24	5J5931	TUBE----- (5.95" Long)	1
25	4B4280	WASHER-----	2
26	7J3573	GASKET-----	1

130605

5J7953 CONTROL VALVE GROUP—Part 1—Type 1

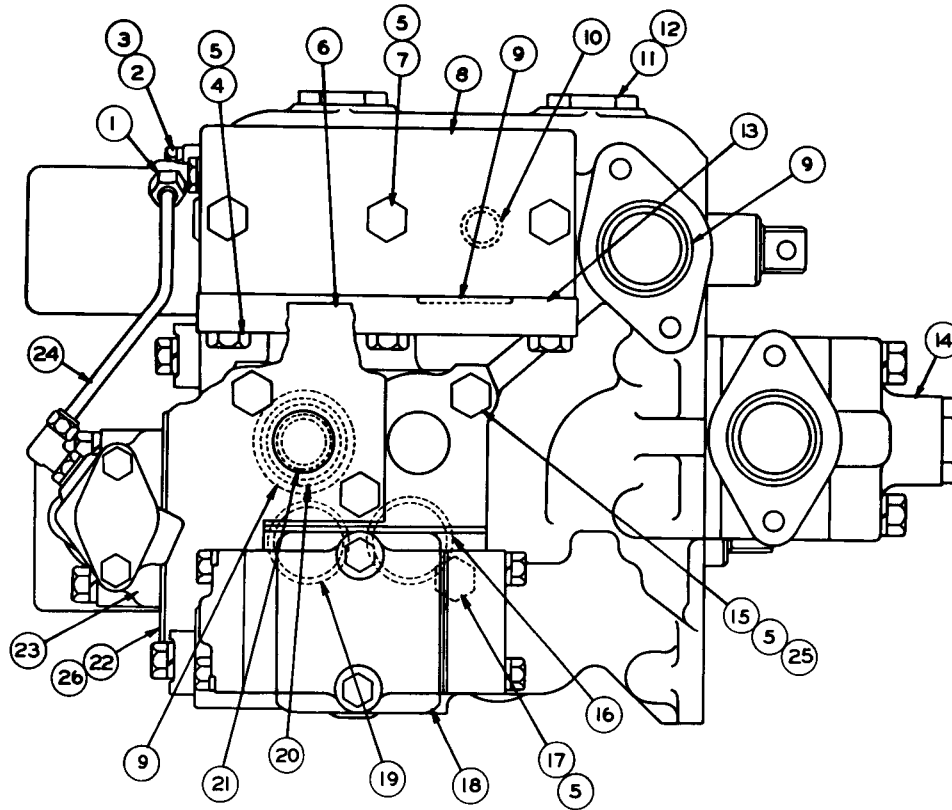
Part of Hydraulic Tank and Valves shown on Pages 106, 108B, 108F, 108K, 108P, 108T, 108X, 108BB,
 156, 160A, 160F, 160L, 161, 165A, 165F, 165L, 178, 180B, 181A & 181E
 6J6289, 3J8878 and 5J5274 Valve parts are shown on Pages 112, 112A and 112B

5J7953 CONTROL VALVE GROUP—Part 2—Type 1
 Part of Hydraulic Tank and Valves shown on Pages 106, 108B, 108F, 108K, 108P, 108T, 108X,
 108BB, 156, 160A, 160F, 160L, 161, 165A, 165F, 165L, 178, 180B, 181A and 181E



REF NO	PART NUMBER	DESCRIPTION	QTY
1	4J8148	SPRING-----	2
2	4J7953	SPACER-----	1
3	4J7910	SCREW-----	1
4	4J8147	RETAINER-----	1
5	4J7932	SPACER-----	1
6	T320	BOLT-----	4
7	3B4507	LOCKWASHER-----	8
8	4J2923	FLANGE-----	2
9	4J519	SEAL-----	2
10	2J5820	PLUG-----	2
11	2J5845	SPRING-----	2
	6J3771	BODY GROUP-----	1
		Consisting of:	
12	Not Serv.	BODY-----	1
13	Not Serv.	STEM-----	1
14	Not Serv.	STEM-----	1
15	2J5437	INSERT-----	2
16	1D4707	BOLT-----	4
17	2J5436	VALVE-----	2
18	4J8149	SPRING-----	1
19	6J3396	SPACER-----	1
20	6J4618	SPACER-----	2
21	6J3395	SPACER-----	1
22	2J1712	SCREW-----	1
	V531	WASHER-----	1
23	6J3802	SCREEN-----	1
24	6J3744	RETAINER-----	1
25	7J1277	SPRING-----	1

C INDICATES CHANGE



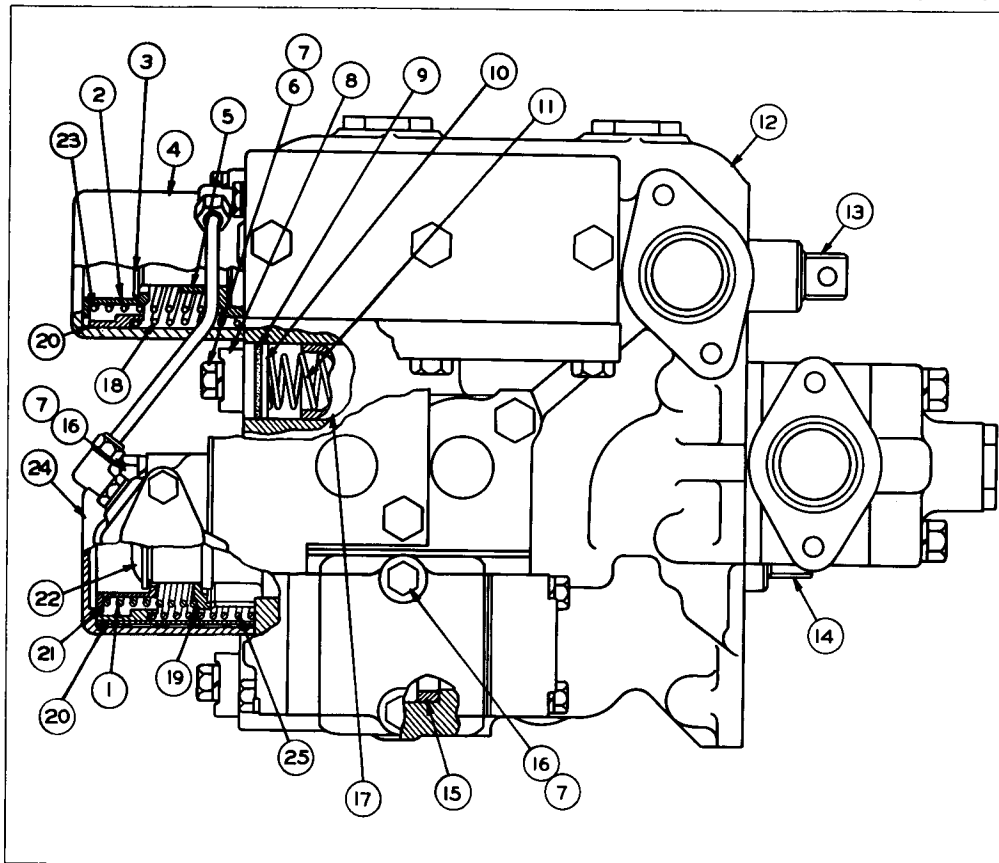
REF. NO.	PART NUMBER	DESCRIPTION	QTY
1	4J2184	FITTING-----	2
	4J2207	NUT-----	1
	4J2208	SLEEVE-----	1
	3J7354	"O" RING-----	1
2	51594	BOLT-----	4
3	3B4506	LOCKWASHER-----	4
4	51585	BOLT-----	3
5	3B4508	LOCKWASHER-----	11
6	5J8316	HOUSING-----	1
7	1D4566	BOLT-----	3
8	5J8359	BODY-----	1
9	4J523	SEAL-----	9
10	8F3469	SEAL-----	12
11	3J1553	PLUG-----	4
12	4J5267	SEAL-----	3
13	6J3620	COVER-----	1
14	5J5274	VALVE GROUP----- (See Separate Illustration)	1
15	51573	BOLT-----	3
16	4J522	SEAL-----	2
17	L1329	BOLT-----	2
18	3J8878	VALVE GROUP----- (See Separate Illustration)	1
19	4J521	SEAL-----	2
20	4J7415	VALVE-----	4
21	1J8960	SPRING-----	4
22	8J285	PLATE-----	1
23	6J6289	VALVE GROUP----- (See Separate Illustration)	1
24	5J5931	TUBE----- (5, 95" Long)	1
25	4B4280	WASHER-----	2
26	7J3573	GASKET-----	1

113879

5J7953 CONTROL VALVE GROUP—Part 1—Type 2

Part of Hydraulic Tank and Valves shown on Pages 106, 108B, 108F, 108K, 108P, 108T, 108X, 108BB, 156, 160A, 160F, 160L, 161, 165A, 165F, 165L, 178, 180B, 181A and 181E
6J6289, 3J8878 and 5J5274 Valve parts are shown on Pages 112, 112A and 112B

5J7953 CONTROL VALVE GROUP—Part 2—Type 2
 Part of Hydraulic Tank and Valves shown on Pages 106, 108B, 108F, 108K, 108P, 108T, 108X,
 108BB, 156, 160A, 160F, 160L, 161, 165A, 165F, 165L, 178, 180B, 181A and 181E



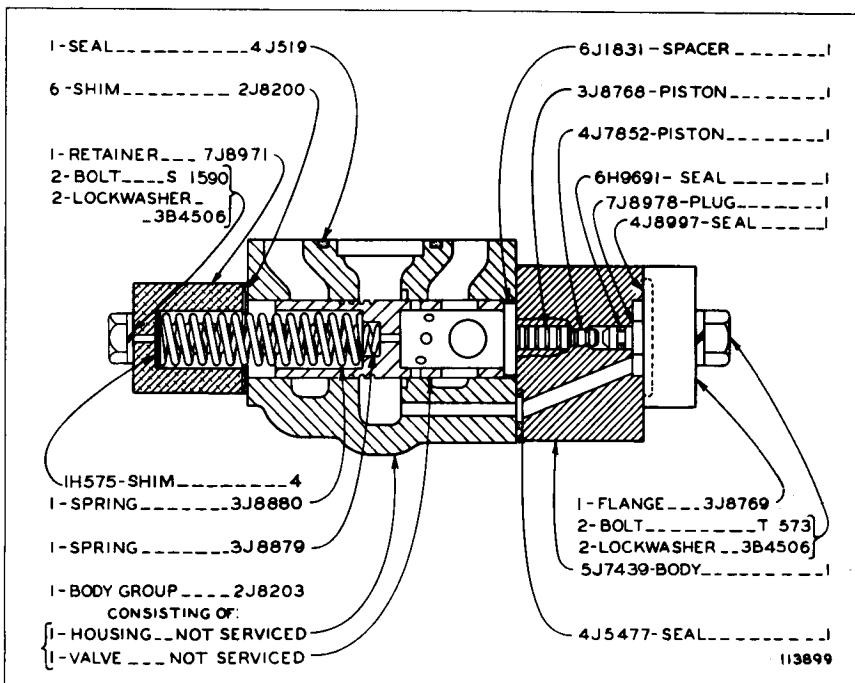
REF. NO.	PART NUMBER	DESCRIPTION	QTY.
1	4J8148	SPRING------(Inner)-----	1
2	4J7953	SPACER-----	1
3	4J7910	SCREW-----	1
4	4J8147	RETAINER-----	1
5	4J7932	SPACER-----	1
6	T320	BOLT-----	4
7	3B4507	LOCKWASHER-----	8
8	4J2923	FLANGE-----	2
9	4J519	SEAL-----	2
10	2J5820	PLUG-----	2
11	2J5845	SPRING-----	2
12	6J3771	BODY GROUP-----	1
	Not Serv	BODY-----	1
13	Not Serv	STEM-----	1
14	Not Serv	STEM-----	1
15	2J5437	INSERT-----	2
16	1D4707	BOLT-----	4
17	2J5436	VALVE-----	2
18	4J8149	SPRING-----	1
19	6J3396	SPACER-----	1
20	6J4618	SPACER-----	2
21	6J3395	SPACER-----	1
22	2J1712	SCREW-----	1
	V531	WASHER-----	1
C 23	8F1560	SPRING------(Inner)-----	1
C 24	8J1759	RETAINER-----	1
25	7J1277	SPRING------(Outer)-----	1

C INDICATES CHANGE

113880

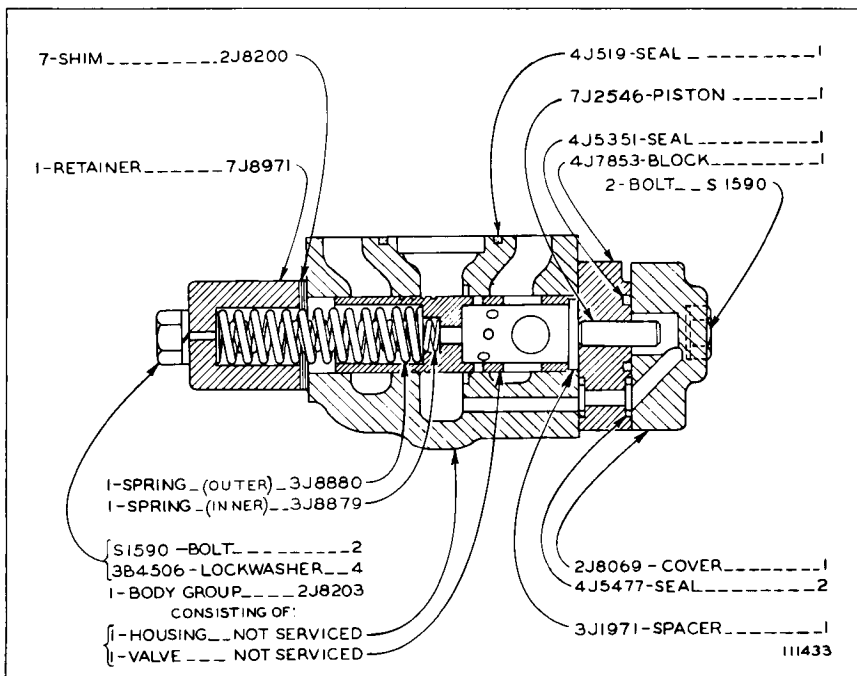
HYDRAULIC CONTROL

111



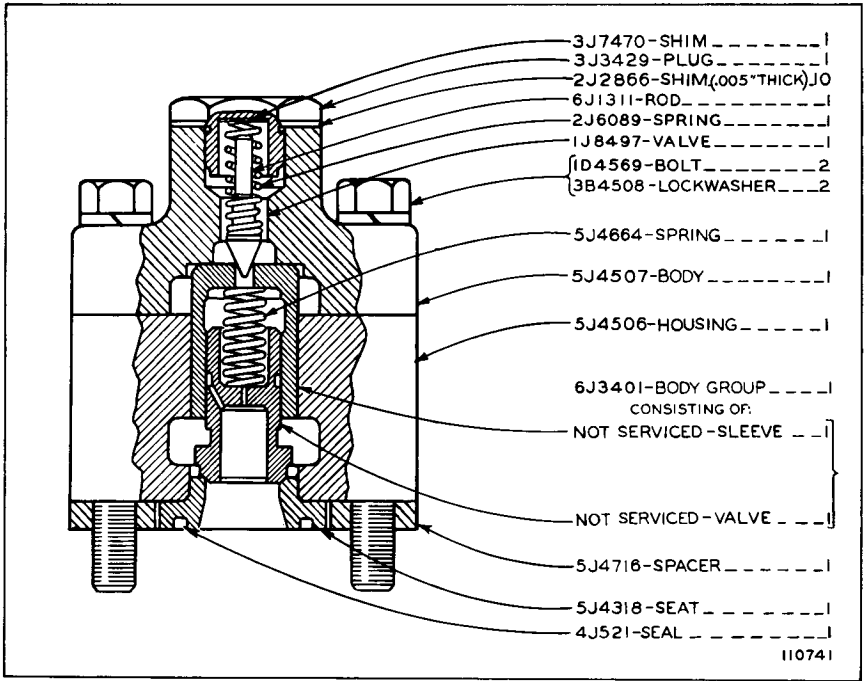
6J6289 TILT RELIEF VALVE GROUP

Part of 5J7953 Control Valve Group shown on Pages 110 and 110B

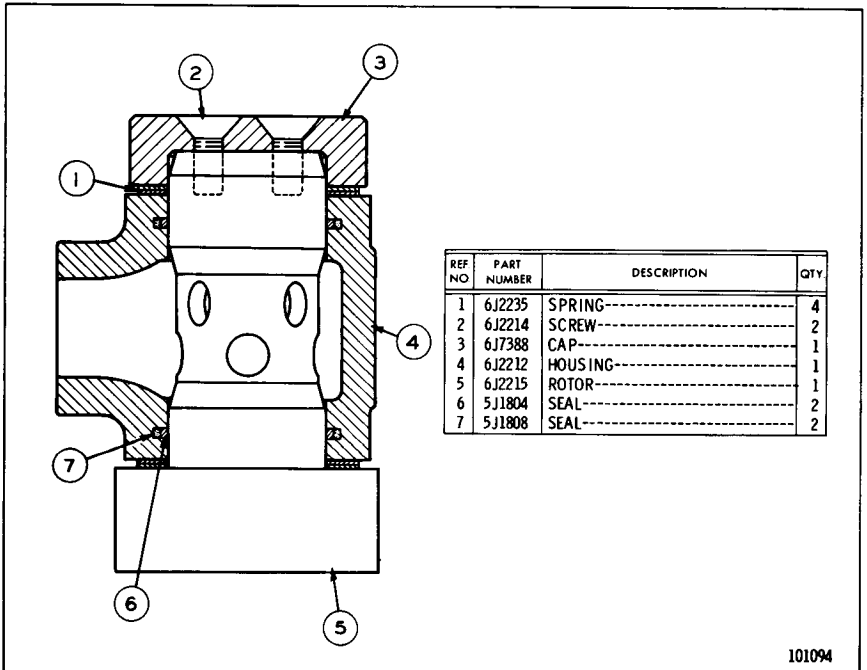


3J8878 TILT RELIEF VALVE GROUP

Part of 5J7953 Control Valve Group shown on Pages 110 and 110B



5J5274 RELIEF VALVE GROUP
 Serial No. 11K1 to 11K3915 inclusive
 Part of 5J7953 Control Valve Group shown on Pages 110 and 110B



6J2216 SWIVEL JOINT GROUP
 Serial No. 11K1 to 11K1758 inclusive
 Part of Tilt Cylinder Lines shown on Page 114

C INDICATES CHANGE

REF. NO.	PART NUMBER	DESCRIPTION	QTY
1	3J3429	PLUG-----	1
1	2J2866	SHIM-----	10
2	3J7470	SHIM-----	1
3	2J6089	SPRING-----	1
4	1J8497	VALVE-----	1
5	8J61	SEAL-----	1
C 5	4J522	SEAL-----	1
7	5J4664	SPRING-----	1
C 8	6J3405	SEAL-----	1
C 9	4J519	SEAL-----	1
C 10	8J60	VALVE GROUP-----	1
11	Not Serv	VALVE-----	1
C 12	2J5357	BODY-----	1
13	1D4569	BOLT-----	2
13	3B4508	LOCKWASHER-----	2
14	6J1311	ROD-----	1
15	6J1688	SPACER-----	1
C 16	4J521	SEAL-----	1

113965

5J5274 RELIEF VALVE GROUP

Serial No. 11K3916-Up

Part of 5J7953 Control Valve Group shown on Pages 110 and 110B

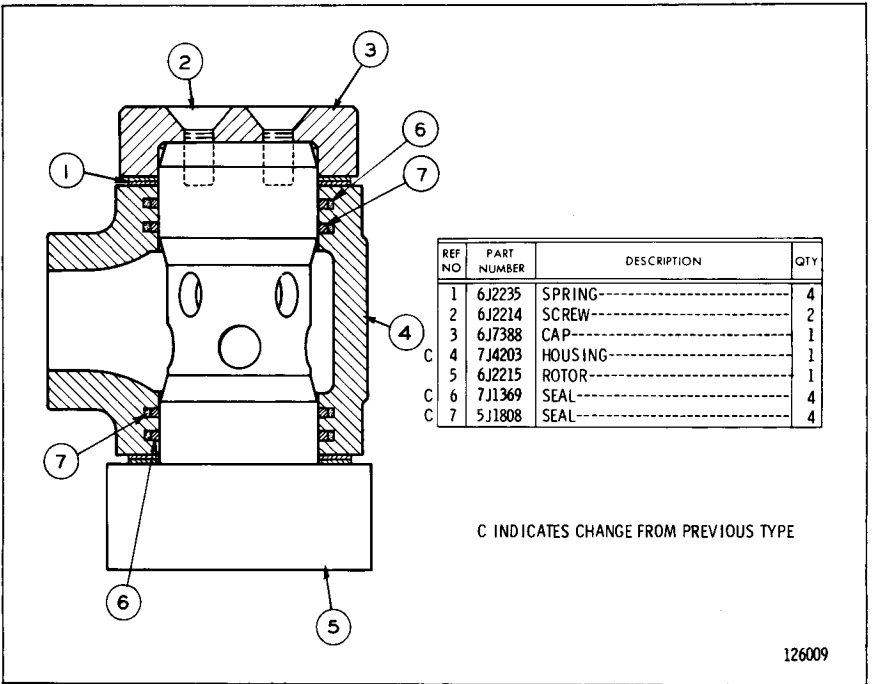
REF. NO.	PART NUMBER	DESCRIPTION	QTY
1	7J2042	FLANGE-----	2
2	7J2038	SEAL-----	2
3	7J2036	SEAL-----	4
4	7J2037	SEAL-----	4
5	7J2039	ROTOR-----	1
6	7J2041	HOUSING-----	1
7	7J2040	WASHER-----	2

111025

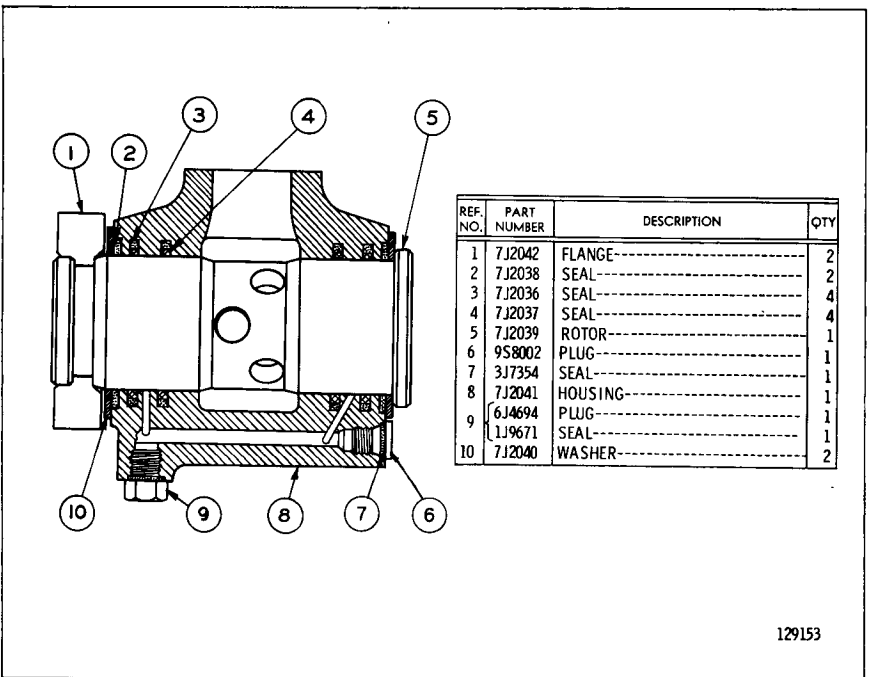
7J2043 SWIVEL JOINT GROUP

Serial No. 11K3291-Up

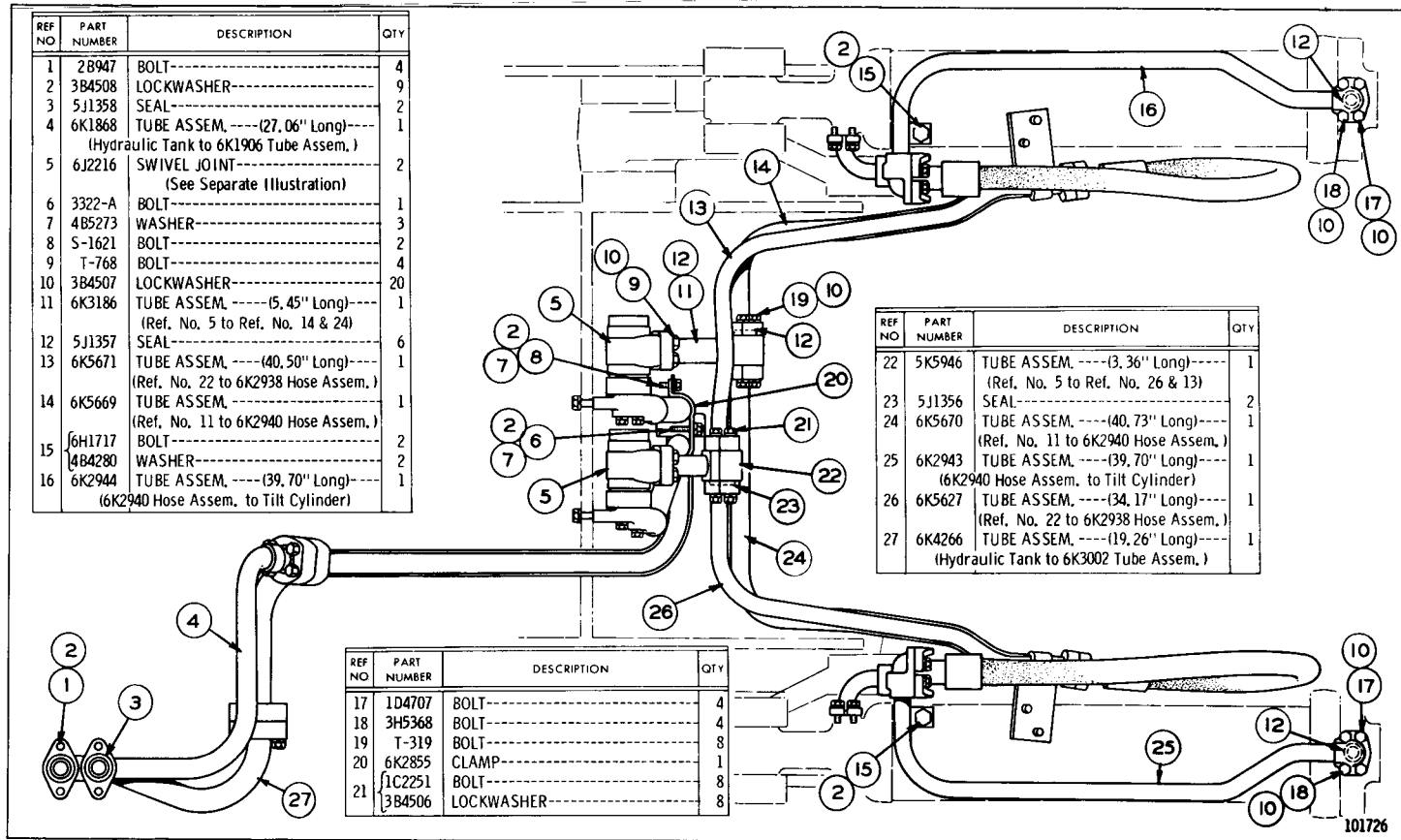
Part of Tilt Cylinder Lines shown on Page 114D



6J2216 SWIVEL JOINT GROUP
 Serial No. 11K1759 to 11K1780 inclusive
 Part of Tilt Cylinder Lines shown on Page 114



7J2043 SWIVEL JOINT GROUP
 Serial No. 11K1781 to 11K3290 inclusive
 Part of Tilt Cylinder Lines shown on Pages 114B and 114D



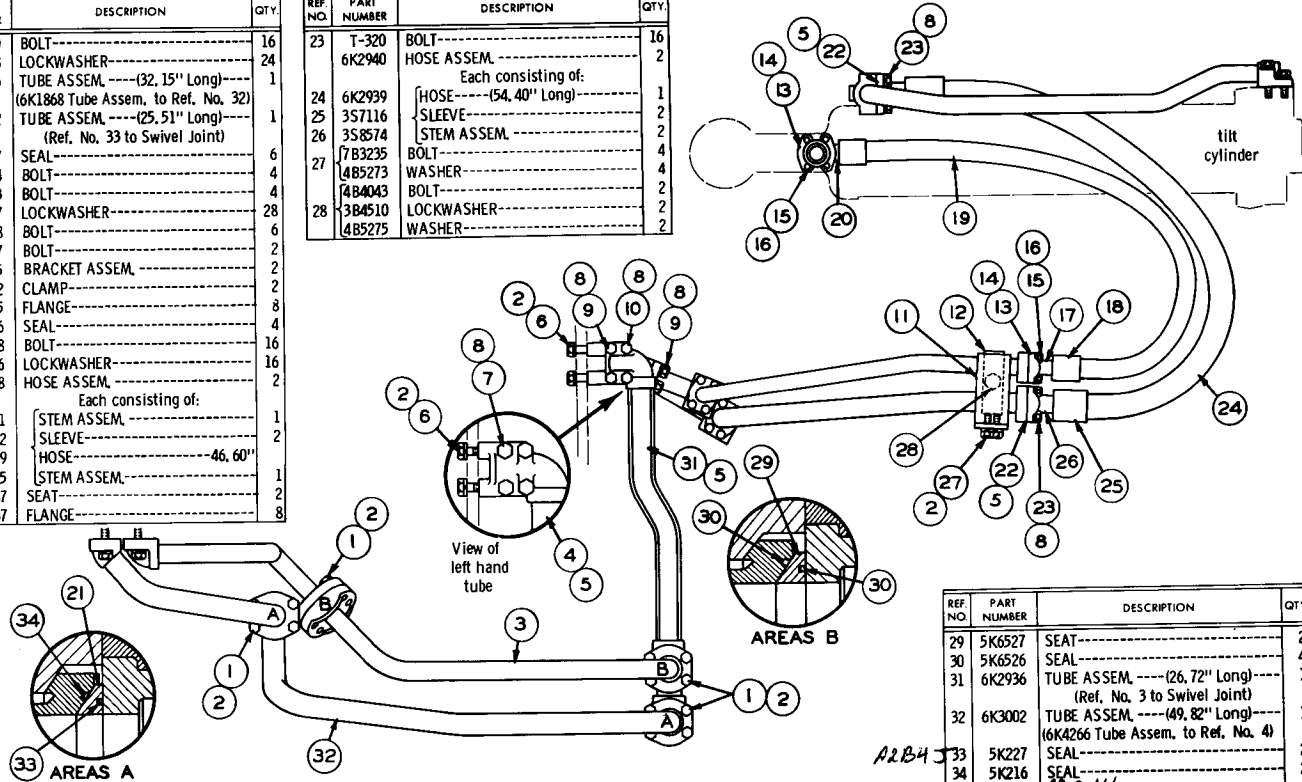
TILT CYLINDER LINES--Top View
 Serial No. 11K1 to 11K1780 inclusive
 6J2216 Swivel Joint parts are shown on Pages 112A and 113

101726

TILT CYLINDER LINES—As Viewed from Right Hand Side of Machine
Serial No. 11K1 to 11K1780 inclusive

REF NO	PART NUMBER	DESCRIPTION	QTY.
1	1A1460	BOLT-----	16
2	3B4508	LOCKWASHER-----	24
3	6K1906	TUBE ASSEM. -----(32, 15" Long)----	1
4	6K1912	TUBE ASSEM. -----(25, 51" Long)----	1
		(Ref. No. 33 to Swivel Joint)	
5	5J1357	SEAL-----	6
6	6K2124	BOLT-----	4
7	1D4703	BOLT-----	4
8	3B4507	LOCKWASHER-----	28
9	T-768	BOLT-----	6
10	1D4707	BOLT-----	2
11	5K5965	BRACKET ASSEM. ----	2
12	6K3312	CLAMP-----	2
13	1H3305	FLANGE-----	8
14	5J1356	SEAL-----	4
15	S-1588	BOLT-----	16
16	3B4506	LOCKWASHER-----	16
	6K2938	HOSE ASSEM. ----	2
		Each consisting of:	
17	3S7251	STEM ASSEM. ----	1
18	3S7252	SLEEVE-----	2
19	4S5699	HOSE-----46, 60"	1
20	3S8495	STEM ASSEM. ----	1
21	4K9887	SEAT-----	2
22	3H3667	FLANGE-----	8

REF NO	PART NUMBER	DESCRIPTION	QTY.
23	T-320	BOLT-----	16
	6K2940	HOSE ASSEM. ----	2
		Each consisting of:	
24	6K2939	HOSE-----54, 40" Long)----	1
25	3S7116	SLEEVE-----	2
26	3S8574	STEM ASSEM. ----	2
	7B3235	BOLT-----	4
27	4B5273	WASHER-----	4
	4B4043	BOLT-----	2
28	3B4510	LOCKWASHER-----	2
	4B5275	WASHER-----	2



REF NO	PART NUMBER	DESCRIPTION	QTY.
29	5K6527	SEAT-----	2
30	5K6526	SEAL-----	4
31	6K2936	TUBE ASSEM. -----(26, 72" Long)----	1
		(Ref. No. 3 to Swivel Joint)	
32	6K3002	TUBE ASSEM. -----(49, 82" Long)----	1
		(6K4266 Tube Assem. to Ref. No. 4)	
	5K227	SEAL-----	2
	5K216	SEAL-----	2

A2B4

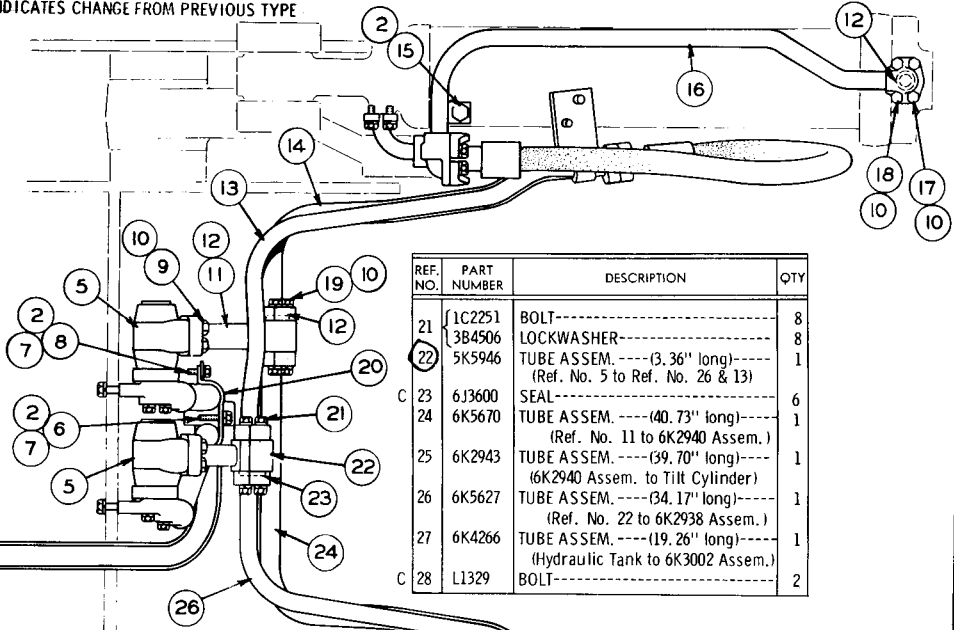
101724

HYDRAULIC CONTROL

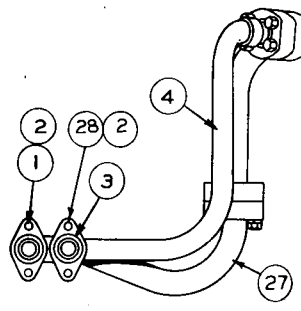
114A

REF NO	PART NUMBER	DESCRIPTION	QTY
C 1	2B947	BOLT-----	2
2	3B4508	LOCKWASHER-----	9
C 3	6J3650	SEAL-----	2
4	6K1868	TUBE ASSEM.-----(27.06" Long) (Hydraulic Tank to 6K1906 Tube Assem.)	1
C 5	7J2043	SWIVEL JOINT (See Separate Illustration)	2
C 6	1A5822	BOLT-----	1
7	4B5273	WASHER-----	3
C 8	S1595	BOLT-----	2
9	T 768	BOLT-----	4
10	3B4507	LOCKWASHER-----	20
11	6K3186	TUBE ASSEM.-----(5.45" Long) (Ref. No. 5 to Ref. No. 14 & 24)	1
C 12	6J3625	SEAL-----	12
13	6K5671	TUBE ASSEM.-----(40.50" Long) (Ref. No. 22 to 6K2938 Hose Assem.)	1
14	6K5669	TUBE ASSEM. (Ref. No. 11 to 6K2940 Hose Assem.)	1
15	6H1717	BOLT-----	2
16	4B4280	WASHER-----	2
16	6K2944	TUBE ASSEM.-----(39.70" Long) (6K2940 Hose Assem. to Tilt Cylinder)	1

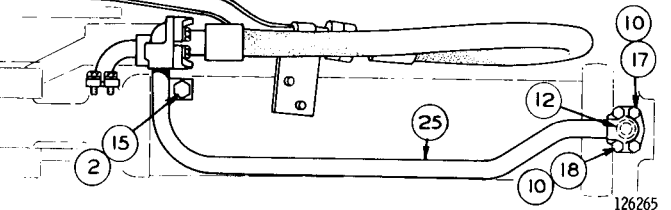
C INDICATES CHANGE FROM PREVIOUS TYPE



REF. NO.	PART NUMBER	DESCRIPTION	QTY
21	1C2251	BOLT-----	8
	3B4506	LOCKWASHER-----	8
22	5K5946	TUBE ASSEM.-----(3.36" long) (Ref. No. 5 to Ref. No. 26 & 13)	1
C 23	6J3600	SEAL-----	6
24	6K5670	TUBE ASSEM.-----(40.73" long) (Ref. No. 11 to 6K2940 Assem.)	1
25	6K2943	TUBE ASSEM.-----(39.70" long) (6K2940 Assem. to Tilt Cylinder)	1
26	6K5627	TUBE ASSEM.-----(34.17" long) (Ref. No. 22 to 6K2938 Assem.)	1
27	6K4266	TUBE ASSEM.-----(19.26" long) (Hydraulic Tank to 6K3002 Assem.)	1
C 28	L1329	BOLT-----	2



REF. NO.	PART NUMBER	DESCRIPTION	QTY
17	1D4707	BOLT-----	4
18	3H5368	BOLT-----	4
19	T319	BOLT-----	8
20	6K2855	CLAMP-----	1
	7K1837	STRIP-----	1

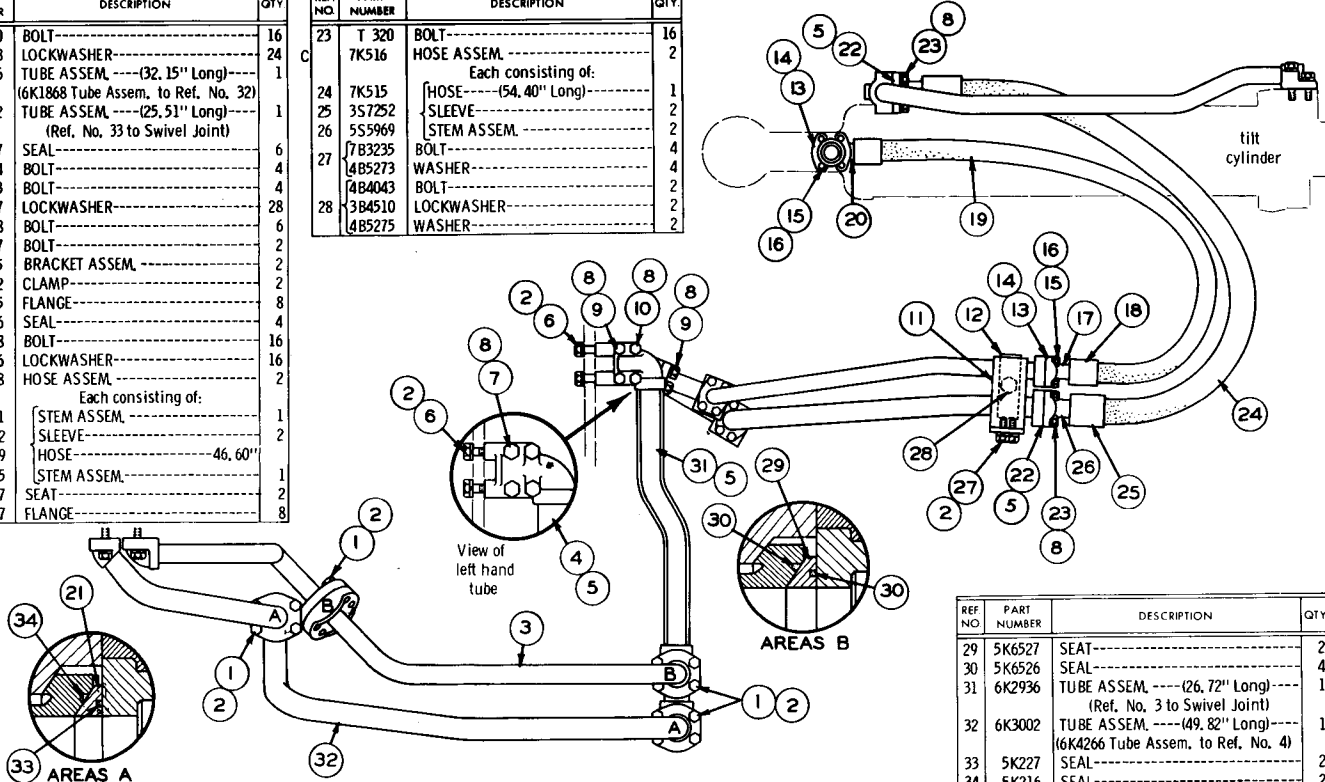


TILT CYLINDER LINES (6K2020 N/S)—Top View
 Serial No. 11K1781 to 11K3265 inclusive
 7J2043 Swivel Joint parts are shown on Page 113

TILT CYLINDER LINES (6K2020 N/S)—As Viewed from Right Hand Side of Machine
 Serial No. 11K1781 to 11K3265 inclusive

REF. NO.	PART NUMBER	DESCRIPTION	QTY.
1	1A1460	BOLT-----	16
2	3B4508	LOCKWASHER-----	24
3	6K1906	TUBE ASSEM.-----(32.15" Long)	1
4	6K1912	(6K1868 Tube Assem, to Ref. No. 32)	
		TUBE ASSEM.-----(25.51" Long)	1
		(Ref. No. 33 to Swivel Joint)	
5	5J1357	SEAL-----	6
6	6K2124	BOLT-----	4
7	1D4703	BOLT-----	4
8	3B4507	LOCKWASHER-----	28
9	T 768	BOLT-----	6
10	1D4707	BOLT-----	2
11	5K5965	BRACKET ASSEM.-----	2
12	6K3312	CLAMP-----	2
13	1H3305	FLANGE-----	8
14	5J1356	SEAL-----	4
15	S 1588	BOLT-----	16
16	3B4506	LOCKWASHER-----	16
	6K2938	HOSE ASSEM.-----	2
		Each consisting of:	
17	357251	STEM ASSEM.-----	1
18	357252	SLEEVE-----	2
19	4S5699	HOSE-----46.60"	
20	3S8495	STEM ASSEM.-----	1
21	4K9887	SEAT-----	2
22	3H3667	FLANGE-----	8

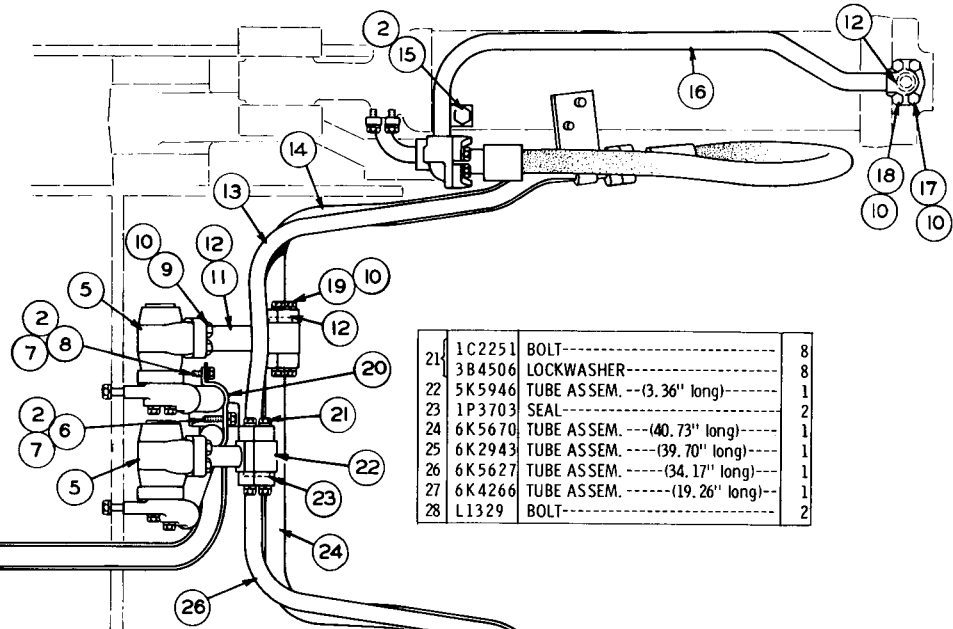
REF. NO.	PART NUMBER	DESCRIPTION	QTY.
23	T 320	BOLT-----	16
	7K516	HOSE ASSEM.-----	2
		Each consisting of:	
24	7K515	HOSE------(54.40" Long)	1
25	357252	SLEEVE-----	2
26	5S5969	STEM ASSEM.-----	2
27	7B3235	BOLT-----	4
	4B5273	WASHER-----	4
	4B4043	BOLT-----	2
28	3B4510	LOCKWASHER-----	2
	4B5275	WASHER-----	2



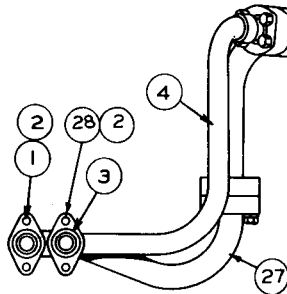
C INDICATES CHANGE FROM PREVIOUS TYPE

REF. NO.	PART NUMBER	DESCRIPTION	QTY.
29	5K6527	SEAT-----	2
30	5K6526	SEAL-----	4
31	6K2936	TUBE ASSEM.-----(26.72" Long)	1
		(Ref. No. 3 to Swivel Joint)	
32	6K3002	TUBE ASSEM.-----(49.82" Long)	1
		(6K4266 Tube Assem, to Ref. No. 4)	
33	5K227	SEAL-----	2
34	5K216	SEAL-----	2

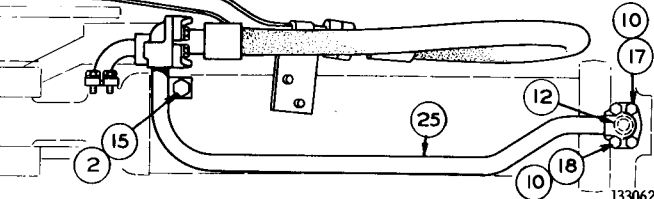
REF. NO.	PART NUMBER	DESCRIPTION	QTY
1	2B947	BOLT-----	2
2	3B4508	LOCKWASHER-----	9
3	6J3650	SEAL-----	2
4	6K1868	TUBE ASSEM. ---(27.06" long)---	1
5	7J2043	SWIVEL JOINT----- (See Separate Illustration)	2
6	1A5822	BOLT-----	1
7	4B5273	WASHER-----	3
8	S1595	BOLT-----	2
9	T768	BOLT-----	4
10	3B4507	LOCKWASHER-----	20
11	6K3186	TUBE ASSEM. ---(5.45" long)---	1
12	1P3704	SEAL-----	4
13	6K5671	TUBE ASSEM. --- (40.50" long)---	1
14	6K5669	TUBE ASSEM.-----	1
15	6H1717	BOLT-----	2
16	4B4280	WASHER-----	2
16	6K2944	TUBE ASSEM. --- (39.70" long)---	1



21	1C2251	BOLT-----	8
	3B4506	LOCKWASHER-----	8
22	5K5946	TUBE ASSEM. --(3.36" long)---	1
23	1P3703	SEAL-----	2
24	6K5670	TUBE ASSEM. --- (40.73" long)---	1
25	6K2943	TUBE ASSEM. --- (39.70" long)---	1
26	6K5627	TUBE ASSEM. --- (34.17" long)---	1
27	6K4266	TUBE ASSEM. --- (19.26" long)---	1
28	L1329	BOLT-----	2



REF. NO.	PART NUMBER	DESCRIPTION	QTY
17	1D4707	BOLT-----	4
18	3H5368	BOLT-----	4
19	T319	BOLT-----	8
20	6K2855	CLAMP-----	1
	7K1837	STRIP-----	1



TILT CYLINDER LINES (6K2020 N/S)—Top View
 Effective with Serial No. 11K3266
 7J2043 Swivel Joint parts are shown on Pages 112B and 113

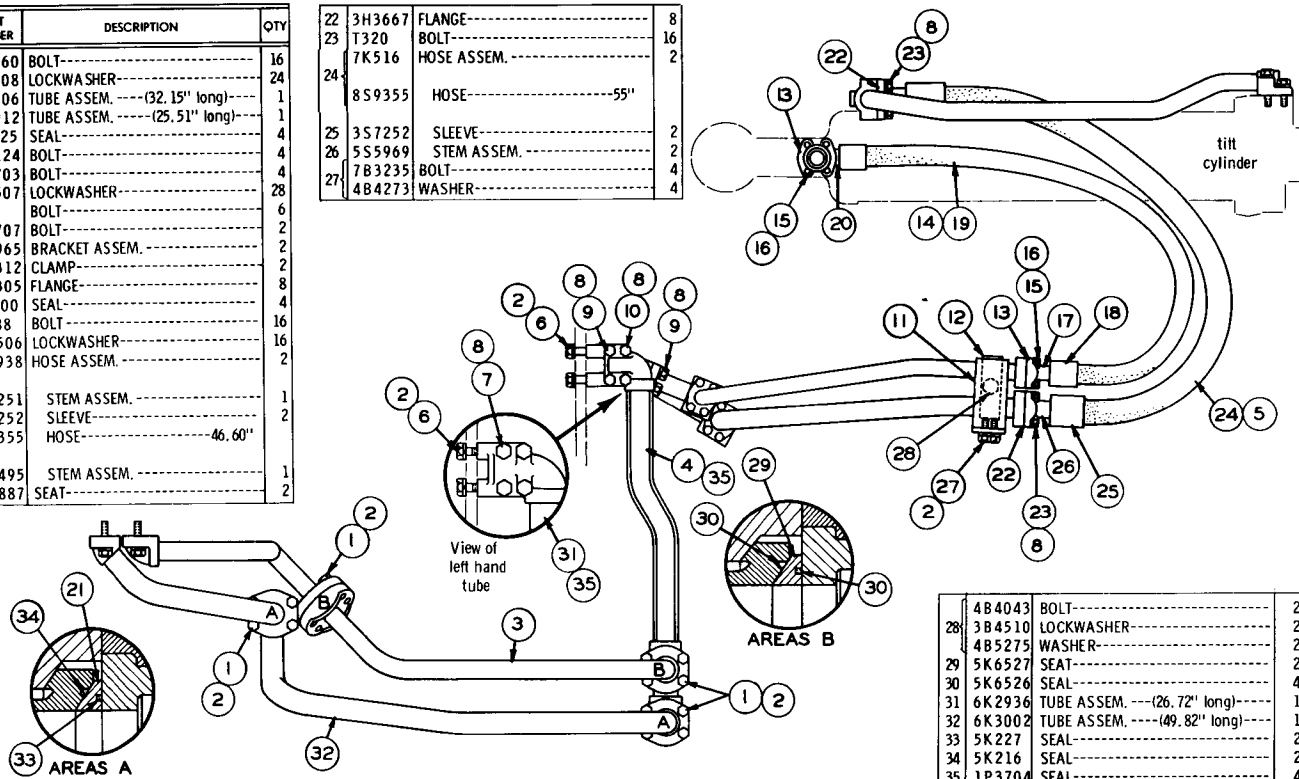
133062

**TILT CYLINDER LINES (6K2020 N/S)—As Viewed from Right Hand Side of Machine
Serial No. 11K3266-Up**

REF. NO.	PART NUMBER	DESCRIPTION	QTY
1	1A1460	BOLT-----	16
2	3B4508	LOCKWASHER-----	24
3	6K1906	TUBE ASSEM. -----(32.15" long)-----	1
4	6K1912	TUBE ASSEM. -----(25.51" long)-----	1
5	6J3625	SEAL-----	4
6	6K2124	BOLT-----	4
7	1D4703	BOLT-----	4
8	3B4507	LOCKWASHER-----	28
9	T768	BOLT-----	6
10	1D4707	BOLT-----	2
11	5K5965	BRACKET ASSEM. ----	2
12	6K3312	CLAMP-----	2
13	1H3305	FLANGE-----	8
14	6J3600	SEAL-----	4
15	S1588	BOLT-----	16
16	3B4506	LOCKWASHER-----	16
16	6K2938	HOSE ASSEM.-----	2
17			
18	3S7251	STEM ASSEM.-----	1
18	3S7252	SLEEVE-----	2
19	8S9355	HOSE-----46.60"	2
20	3S8495	STEM ASSEM.-----	1
21	4K9887	SEAT-----	2

22	3H3667	FLANGE-----	8
23	T320	BOLT-----	16
23	7K516	HOSE ASSEM.-----	2
24			
24	8S9355	HOSE-----55"	2
25	3S7252	SLEEVE-----	2
26	5S5969	STEM ASSEM.-----	2
27	7B3235	BOLT-----	4
27	4B4273	WASHER-----	4

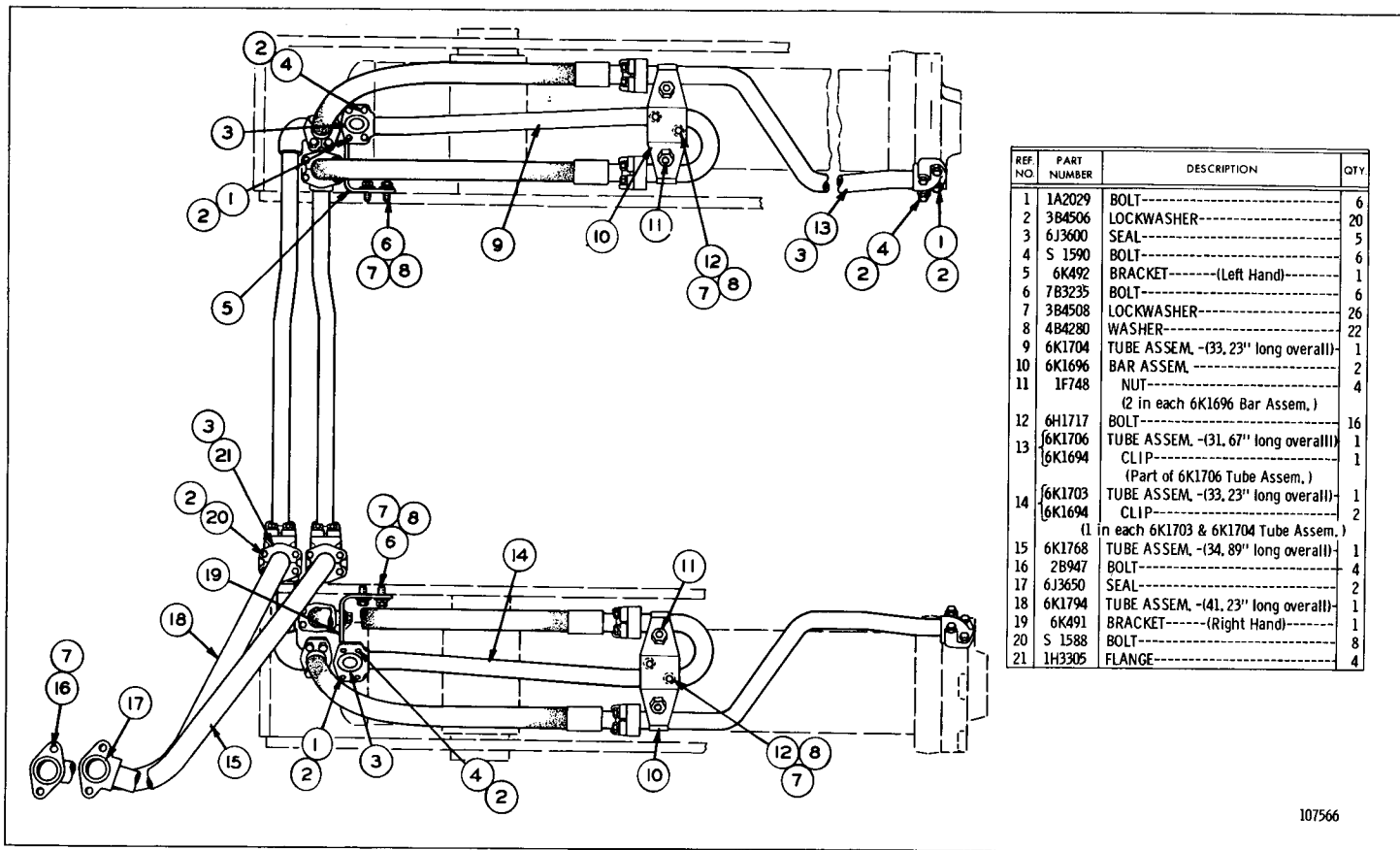
C



28	4B4043	BOLT-----	2
28	3B4510	LOCKWASHER-----	2
28	4B5275	WASHER-----	2
29	5K6527	SEAT-----	2
30	5K6526	SEAL-----	4
31	6K2936	TUBE ASSEM. -----(26.72" long)-----	1
32	6K3002	TUBE ASSEM. -----(49.82" long)-----	1
33	5K227	SEAL-----	2
34	5K216	SEAL-----	2
35	1P3704	SEAL-----	4

C INDICATES CHANGE

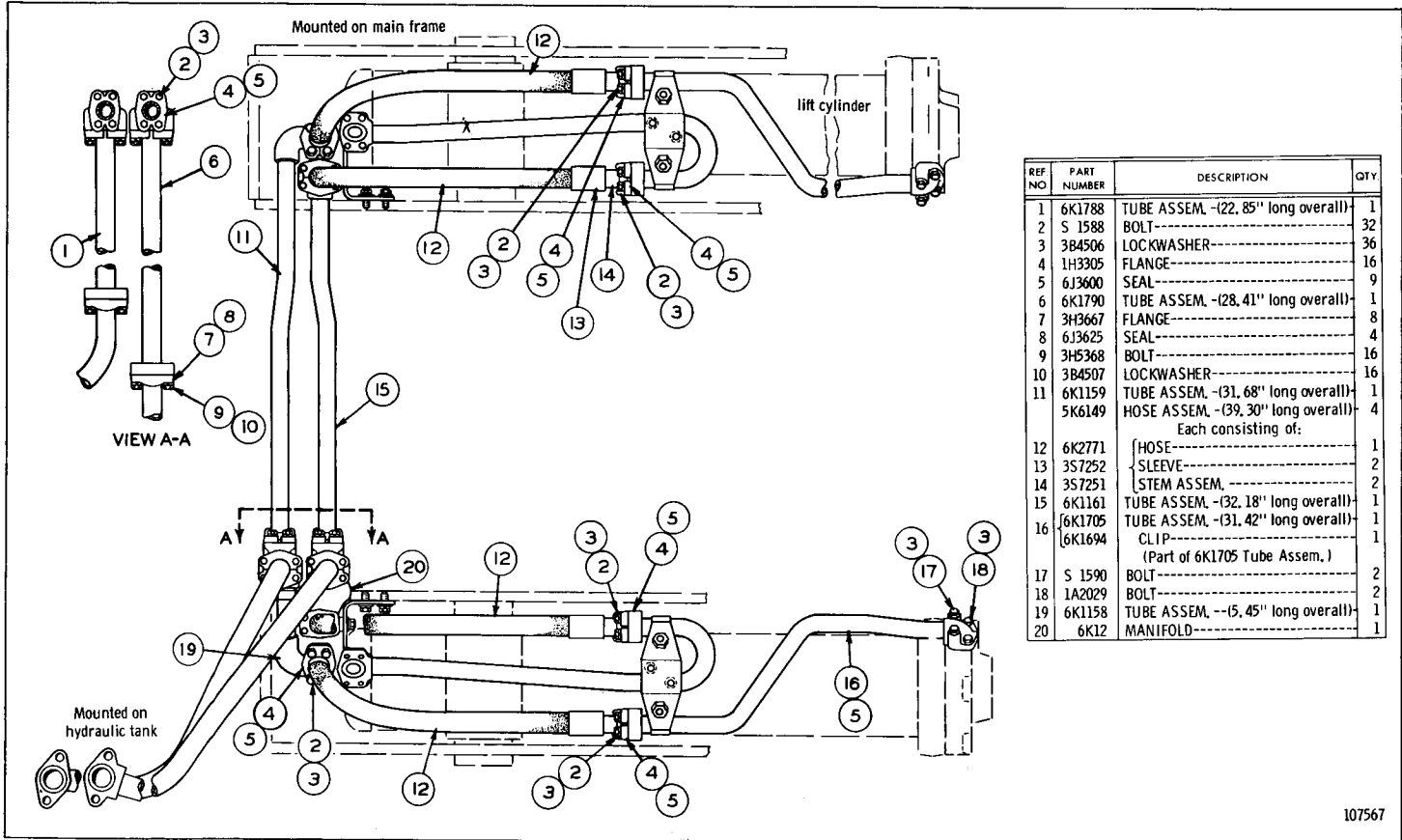
138325

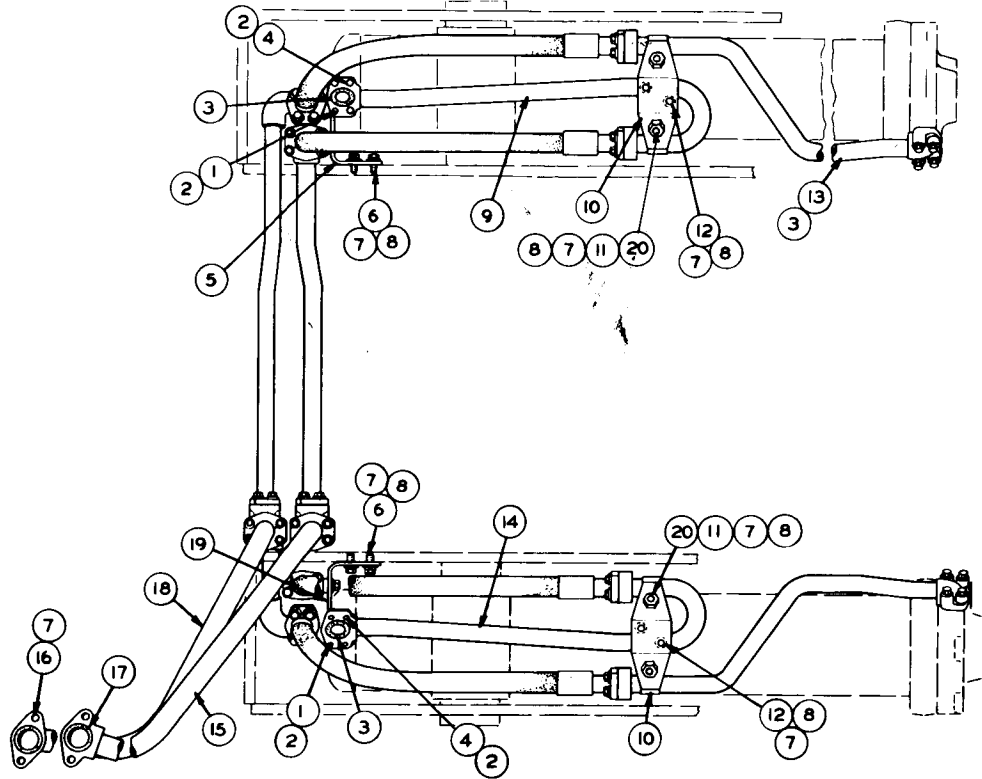


107566

LIFT CYLINDER LINES (6K1987 N/S)—Top View—Part 1
Serial No. 11K1 to 11K3265 inclusive

LIFT CYLINDER LINES (6K1987 N/S)—Top View—Part 2
 Serial No. 11K1 to 11K3265 inclusive





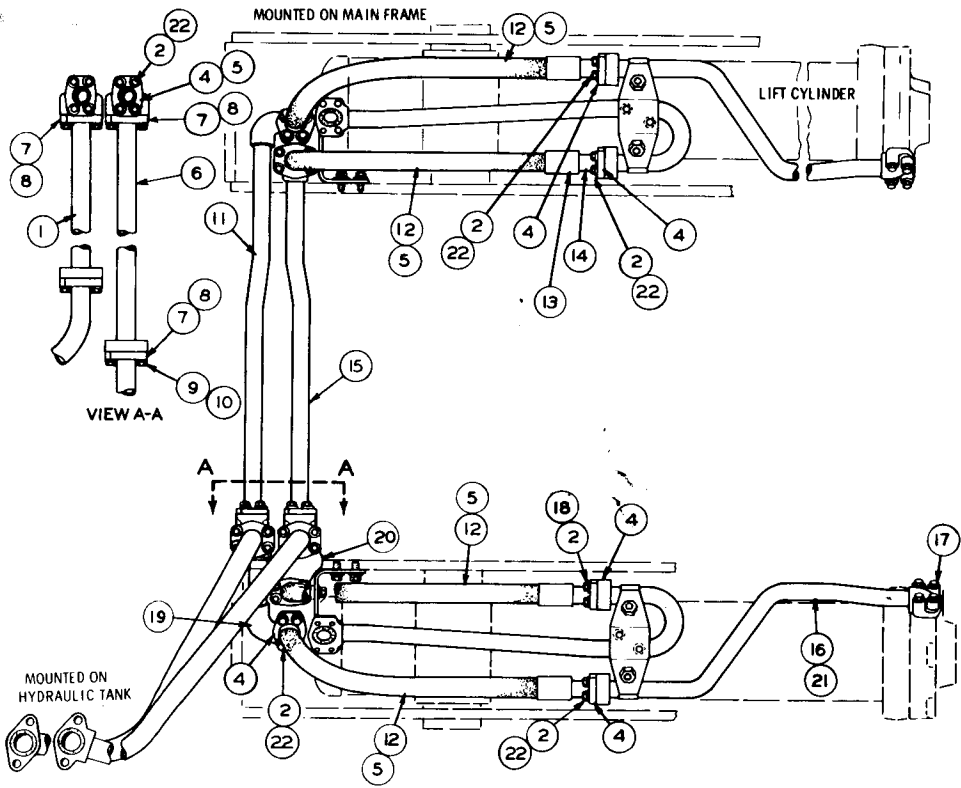
REF. NO.	PART NUMBER	DESCRIPTION	QTY
C 1	1A2029	BOLT	4
C 2	3B4506	LOCKWASHER	8
C 3	1P3703	SEAL	3
C 4	S1590	BOLT	4
5	6K492	BRACKET (L. H.)	1
6	7B3235	BOLT	6
7	3B4508	LOCKWASHER	26
8	4B4280	WASHER	22
9	6K1704	TUBE ASSEM.	1
10	6K1694	CLIP	1
11	1F748	NUT	2
12	6H1717	BOLT	12
13	6K1706	TUBE ASSEM.	1
14	6K1703	TUBE ASSEM.	1
15	6P5027	TUBE ASSEM.	1
16	2B947	BOLT	4
17	6J3650	SEAL	2
18	6K1794	TUBE ASSEM.	1
19	6K491	BRACKET (R. H.)	1
20	S1595	BOLT	4

C INDICATES CHANGE

210938

6K1987 LIFT CYLINDER LINES GROUP—Top View—Part 1
Serial NO. 11K3266—Up

6K1987 LIFT CYLINDER LINES GROUP—Top View—Part 2
Serial No. 11K3266—Up

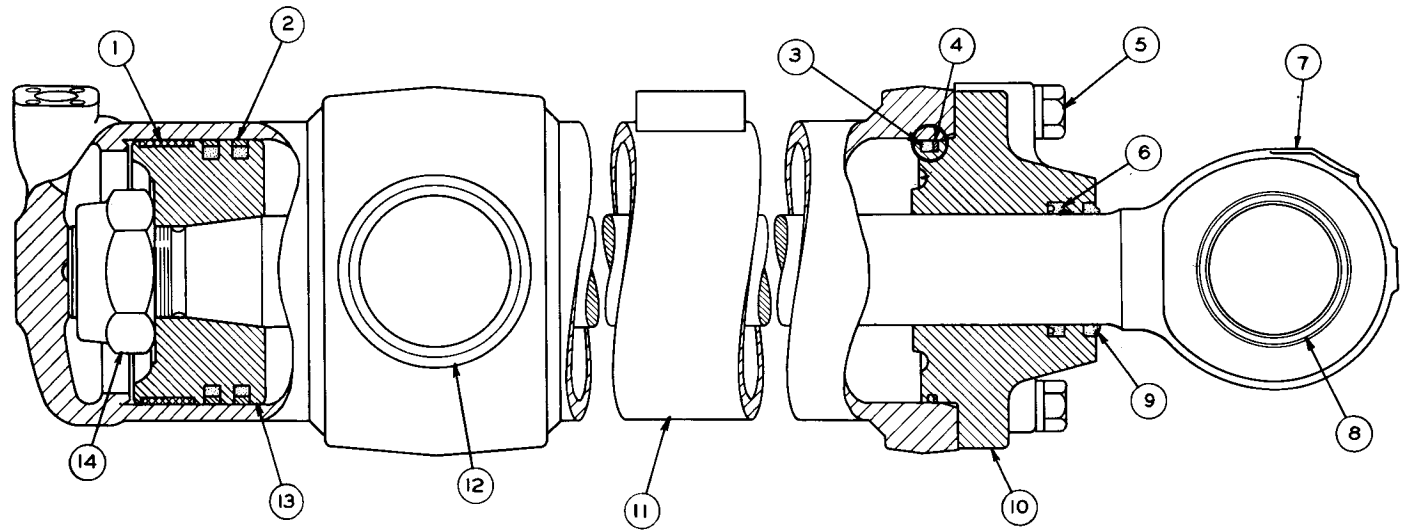


REF. NO.	PART NUMBER	DESCRIPTION	QTY
1	6K1788	TUBE ASSEM. ---58.04 cm(22.85 in.)	1
C 2	S1588	BOLT-----	40
C 4	1P4577	FLANGE-----	20
C 5	6J3600	SEAL-----	10
6	6K1790	TUBE ASSEM. ---72.16 cm(28.41 in.)	1
C 7	1P4578	FLANGE-----	8
8	6J3625	SEAL-----	4
9	3H5368	BOLT-----	16
C 10	4B4279	WASHER-----	16
11	6K1159	TUBE ASSEM. ---80.47 cm(31.68 in.)	1
	5S9318	HOSE ASSEM.-----	4
12	(Each Includes)		
CA 12	5P181	HOSE-----89.15 cm(35.10 in.)	1
13	3S7252	SLEEVE-----	2
14	3S7251	STEM ASSEM. --- (straight)-----	2
15	6K1161	TUBE ASSEM. ---81.74 cm(32.18 in.)	1
	6K1705	TUBE ASSEM. ---79.81 cm(31.42 in.)	1
16	6K1694	CLIP-----	1
C 17	1A2029	BOLT-----29 mm(1.12 in.) long	4
C 17	3B4506	LOCKWASHER-----	8
	-or-		
C 17	S1590	BOLT-----51 mm(2 in.) long	4
C 18	4F8531	SPACER-----	4
C 18	4B4278	WASHER-----	40
19	6K1158	TUBE ASSEM. ---13.84 cm(5.45 in.)	1
20	6K12	MANIFOLD-----	1
21	1P3703	SEAL-----	1

▲ ORDER BY THE CENTIMETRE
C INDICATES CHANGE

210939

HYDRAULIC CONTROL



REF NO	PART NUMBER	DESCRIPTION	QTY
1	3J9027	RING-----	1
2	5J4991	SEAL ASSEM.-----	2
3	2K4472	SEAL-----	1
4	2K4473	WASHER-----	1
5	1D4610	BOLT-----	6
	5H1504	WASHER-----	6

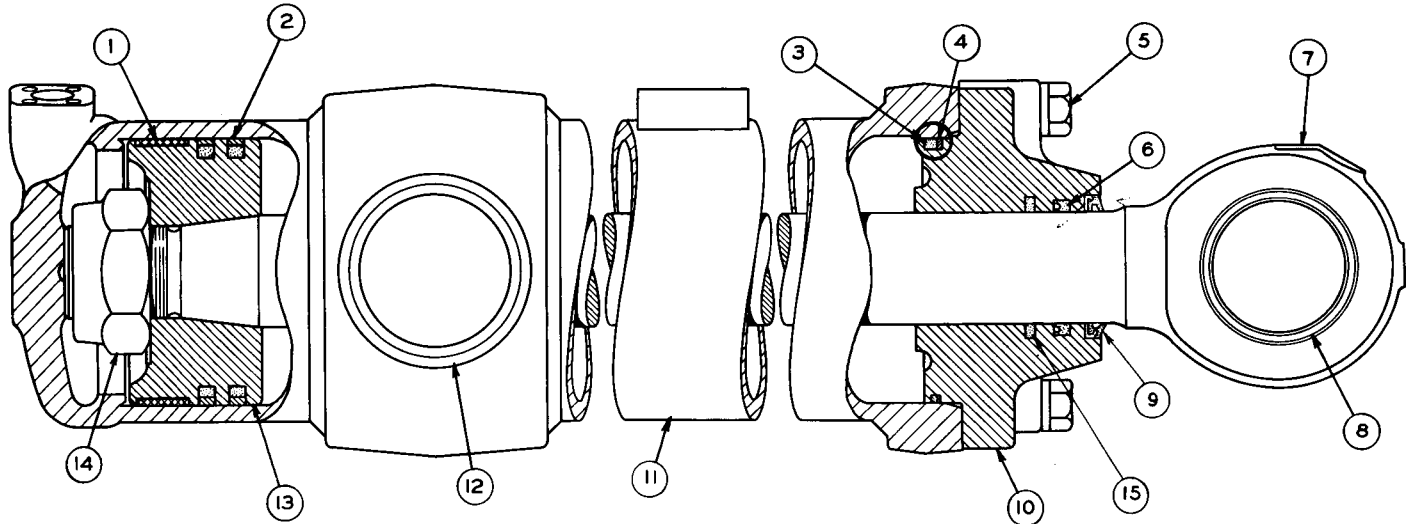
REF NO	PART NUMBER	DESCRIPTION	QTY
6	5J8275	PACKING-----	1
7	5J5195	ROD ASSEM.-----	1
8	6J931	BEARING----- (Part of 5J5195 Rod Assem.)	1
9	5J7036	WIPER-----	1
10	5J5375	HEAD-----	1

REF NO	PART NUMBER	DESCRIPTION	QTY
11	5J7621	CYLINDER ASSEM. --(Right Hand)--	1
	5J7622	CYLINDER ASSEM. ---(Left Hand)---	1
12	5J5370	BEARING-----	2
	(Part of 5J7621 and 5J7622 Cylinder Assemblies)		
13	5J5369	PISTON-----	1
14	5J3488	NUT-----	1

99258

5J7553 LIFT CYLINDER GROUP—R.H.—6.50" Bore x 36.66" Stroke
5J7554 LIFT CYLINDER GROUP—L.H.—6.50" Bore x 36.66" Stroke
 Serial No. 11K1 to 11K524 inclusive

5J7553 LIFT CYLINDER GROUP—R.H.—6.50" Bore x 36.66" Stroke
 Serial No. 11K525 to 11K1792 inclusive
 5J7554 LIFT CYLINDER GROUP—L.H.—6.50" Bore x 36.66" Stroke
 Serial No. 11K525 to 11K1776 inclusive.



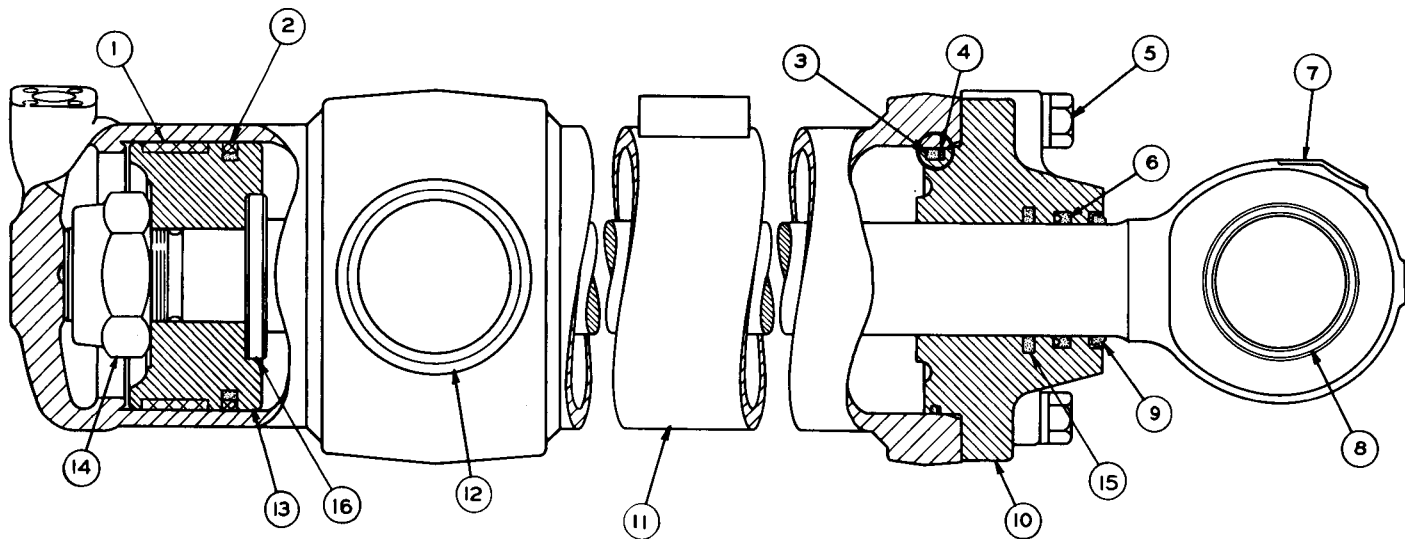
C INDICATES CHANGE FROM PREVIOUS TYPE

REF NO	PART NUMBER	DESCRIPTION	QTY
1	3J9027	RING-----	1
2	5J4991	SEAL ASSEM.-----	2
3	2K4472	SEAL-----	1
4	2K4473	WASHER-----	1
5	1D4610	BOLT-----	6
	5H1504	WASHER-----	6

REF NO	PART NUMBER	DESCRIPTION	QTY
6	5J8275	SEAL-----	1
7	5J5195	ROD ASSEM.-----	1
8	6J931	BEARING----- (Part of 5J5195 Rod Assem.)	1
C 9	1J3540	SEAL-----	1
C 10	6J7829	HEAD-----	1

REF. NO.	PART NUMBER	DESCRIPTION	QTY
11	5J7621	CYLINDER ASSEM.--(Right Hand)--	1
	5J7622	CYLINDER ASSEM.--(Left Hand)--	1
12	5J5370	BEARING----- (Part of 5J7621 & 5J7622 Assem.)	2
13	5J5369	PISTON-----	1
14	5J3488	NUT-----	1
C 15	6J6553	SEAL-----	1

125425



REF NO	PART NUMBER	DESCRIPTION	QTY
1	7J1938	RING-----	1
2	5J4991	SEAL ASSEM.-----	1
3	2K4472	SEAL-----	1
4	2K4473	WASHER-----	1
5	1D4610	BOLT-----	6
	5H1504	WASHER-----	6

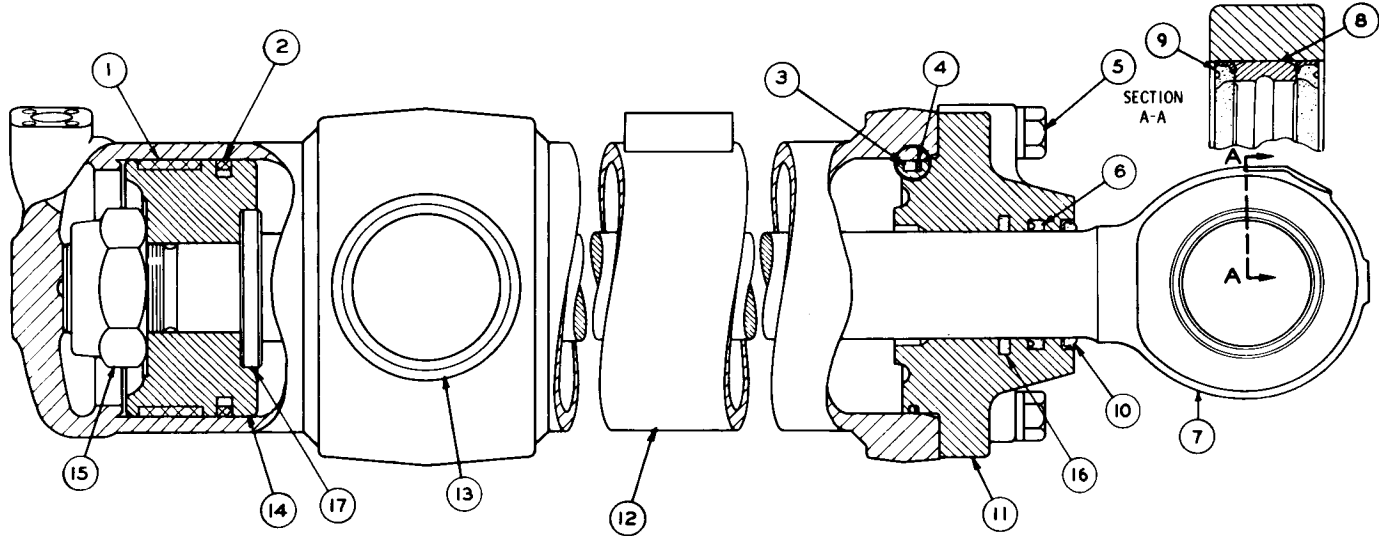
REF NO	PART NUMBER	DESCRIPTION	QTY
6	5J8275	PACKING-----	1
7	7J1931	ROD ASSEM.-----	1
8	6J931	BEARING----- (Part of 7J1931 Rod Assem.)	1
9	1J3540	SEAL-----	1
10	6J7829	HEAD-----	1

REF. NO.	PART NUMBER	DESCRIPTION	QTY
11	5J7621	CYLINDER ASSEM.-----	1
12	5J5370	BEARING----- (Part of 5J7621 Assem.)	2
13	7J1932	PISTON-----	1
14	5J3488	NUT-----	1
15	6J6553	SEAL-----	1
16	7J1937	WASHER-----	1

126306

7J1935 LIFT CYLINDER GROUP—R.H.—6.50" Bore x 36.66" Stroke
Serial No. 11K1793 to 11K3686 inclusive

7J9375 LIFT CYLINDER GROUP—R.H.—(Change 0-2)—6.50" Bore x 36.70" Stroke
 Serial No. 11K3687—Up



REF. NO.	PART NUMBER	DESCRIPTION	QTY
1	7J1938	RING-----	1
2	5J4991	SEAL ASSEM.-----	1
3	2K4472	SEAL-----	1
4	2K4473	WASHER-----	1
5	1D4610	BOLT-----	6
	5H1504	WASHER-----	6

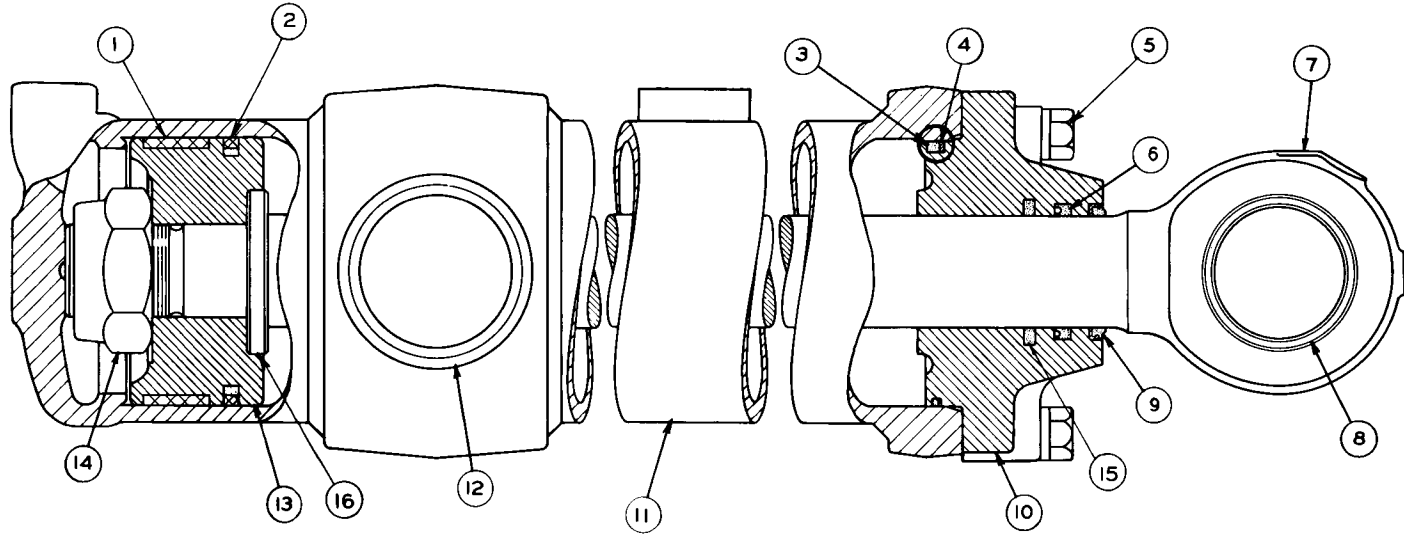
6	5J8275	SEAL-----	1
7	7J9373	ROD ASSEM.-----	1
8	7J9345	BEARING-----	1
9	7K9210	SEAL-----	2
10	1J3540	SEAL-----	1
11	9J5605	HEAD-----	1

C INDICATES CHANGE

12	7J9641	CYLINDER ASSEM.-----	1
13	5J5370	BEARING-----	2
14	7J1932	PISTON-----	1
15	5J3488	NUT-----	1
16	6J6553	SEAL-----	1
17	7J1937	WASHER-----	1

▲ NOT PART OF 7J9375 CYLINDER GROUP

157415



REF NO	PART NUMBER	DESCRIPTION	QTY
1	7J1938	RING-----	1
2	5J4991	SEAL ASSEM.-----	1
3	2K4472	SEAL-----	1
4	2K4473	WASHER-----	1
5	1D4610	BOLT-----	6
	5H1504	WASHER-----	6

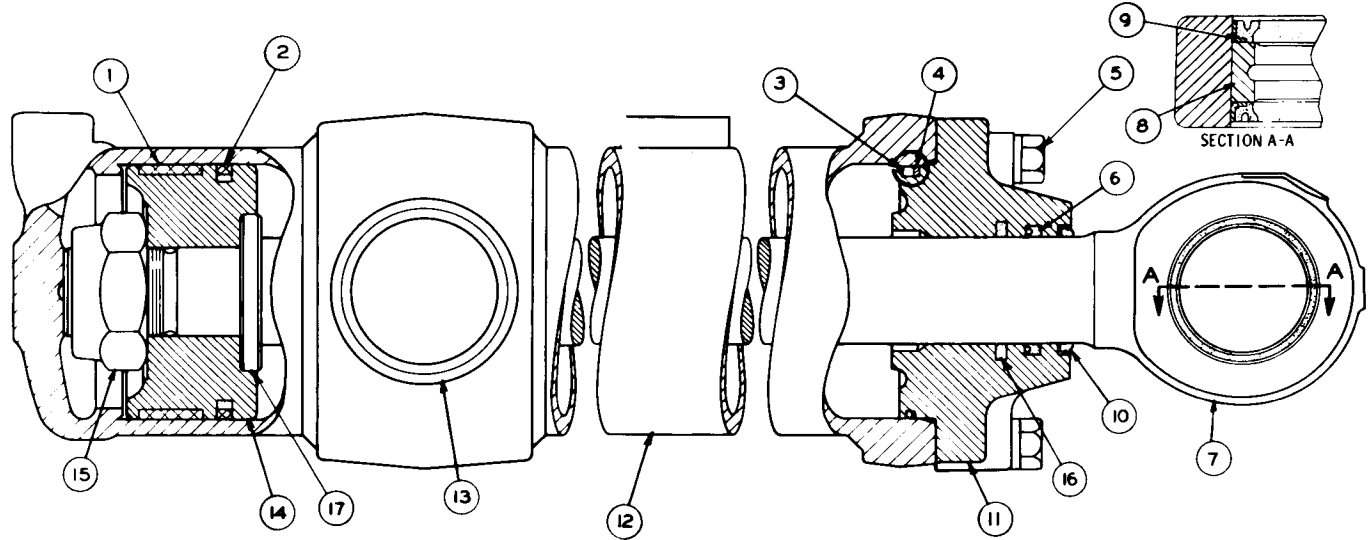
REF NO	PART NUMBER	DESCRIPTION	QTY
6	5J8275	SEAL-----	1
7	7J1931	ROD ASSEM.-----	1
8	6J931	BEARING-----	1
		(Part of 7J1931 Rod Assem.)	
9	1J3540	SEAL-----	1
10	6J7829	HEAD-----	1

REF. NO.	PART NUMBER	DESCRIPTION	QTY
11	5J7622	CYLINDER ASSEM.-----	1
12	5J5370	BEARING-----	2
		(Part of 5J7621 Assem.)	
13	7J1932	PISTON-----	1
14	5J3488	NUT-----	1
15	6J6553	SEAL-----	1
16	7J1937	WASHER-----	1

126307

7J1936 LIFT CYLINDER GROUP—L.H.—6.50" Bore x 36.66" Stroke
Serial No. 11K1777 to 11K3686 inclusive

7J9376 LIFT CYLINDER GROUP—L.H.—(Change 0-3)—6.50" Bore x 36.70" Stroke
 Serial No. 11K3687—Up



REF NO	PART NUMBER	DESCRIPTION	QTY
1	7J1938	RING-----	1
2	5J4991	SEAL ASSEM.-----	1
3	2K4472	SEAL-----	1
4	2K4473	WASHER-----	1
5	1D4610	BOLT-----	6
	5H1504	WASHER-----	6

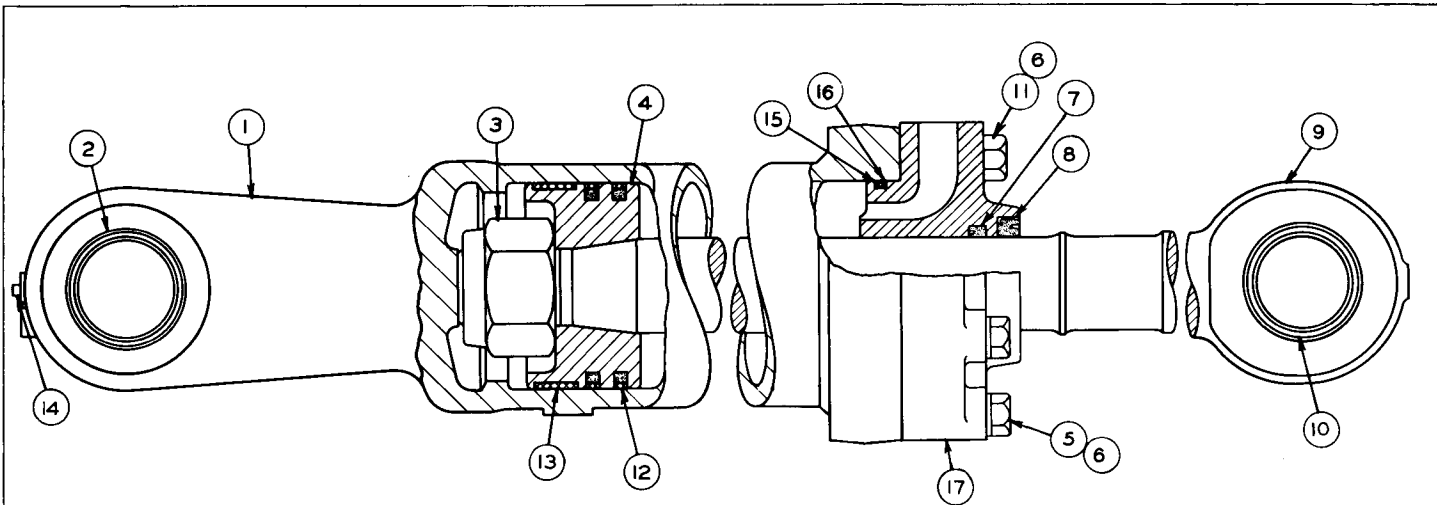
	6	5J8275	SEAL-----	1
	7	7J9373	ROD ASSEM.-----	1
	8	7J9345	BEARING-----	1
CA	9	7K9210	SEAL-----	2
	10	1J3540	SEAL-----	1
C	11	9J5605	HEAD-----	1

C INDICATES CHANGE

	12	7J9642	CYLINDER ASSEM.-----	1
	13	5J5370	BEARING-----	2
	14	7J1932	PISTON-----	1
	15	5J3488	NUT-----	1
	16	6J6553	SEAL-----	1
	17	7J1937	WASHER-----	1

▲ NOT PART OF 7J9376 CYLINDER GROUP

207549



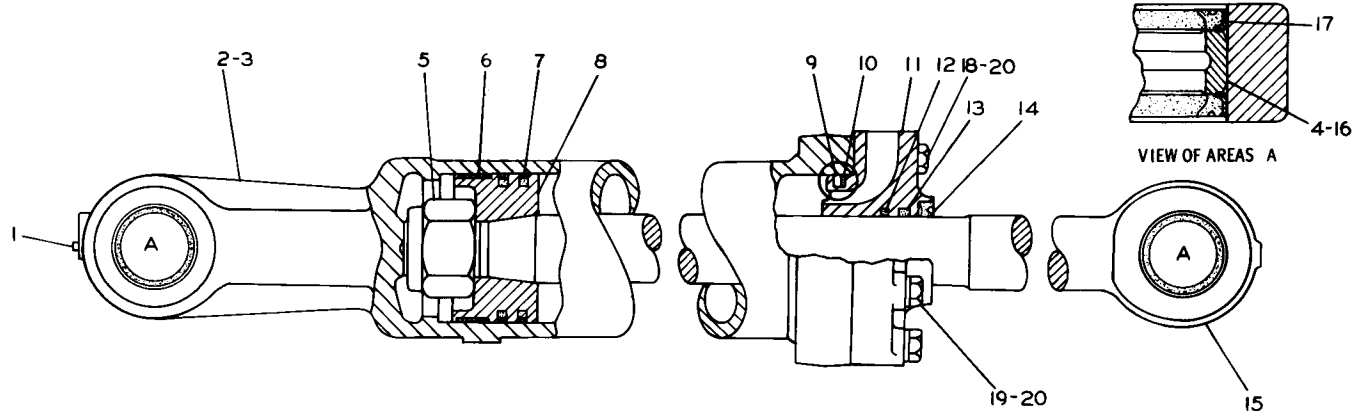
REF. NO.	PART NUMBER	DESCRIPTION	QTY
	5J5387	CYLINDER ASSEM. --(Right Hand)-- (Part of 5J5389 Cylinder Group)	1
1	5J5388	CYLINDER ASSEM. ---(Left Hand)-- (Part of 5J5390 Cylinder Group)	1
	1F748	NUT-----	1
2	5J5973	BEARING----- (Parts of 5J5387 and 5J5388 Cylinder Assem.)	1

REF. NO.	PART NUMBER	DESCRIPTION	QTY
3	3J6899	NUT-----	1
4	5J5056	PISTON-----	1
5	1D4610	BOLT-----	6
6	5H1504	WASHER-----	8
7	5J8275	SEAL-----	1
8	1J3540	SEAL-----	1
9	5J9771	ROD ASSEM.-----	1
10	3K5242	BEARING----- (Part of 5J9771 Rod Assem.)	1

REF. NO.	PART NUMBER	DESCRIPTION	QTY
11	3B2968	BOLT-----	2
12	5J4989	SEAL ASSEM.-----	2
13	1J708	RING-----	1
14	2B7408	PLUG-----	1
15	5H3252	SEAL-----	1
16	2K3258	RING-----	1
17	6J3987	HEAD-----	1

102144

5J5389 TILT CYLINDER GROUP--R.H.--6.00" Bore x 27.36" Stroke
 5J5390 TILT CYLINDER GROUP--L.H.--6.00" Bore x 27.36" Stroke
 Serial No. 11K1 to 385, 387 to 403, 406, 408, 410, 411, 413 and 417 to 11K419 inclusive



REF. NO.	PART NUMBER	DESCRIPTION	QTY
1	2B7408	PLUG-----	1
2	7J9643	CYLINDER ASSEM.-----	1
		(Includes)	
3	1F748	NUT-----	1
4	7J9346	BEARING-----	1
5	3J6899	NUT-----	1

6	1J708	RING-----	1
7	5J4989	SEAL ASSEM.-----	2
8	5J5056	PISTON-----	1
9	5H3252	SEAL-----	1
10	2K3258	RING-----	1
11	6J7591	HEAD-----	1
12	6J6553	SEAL-----	1

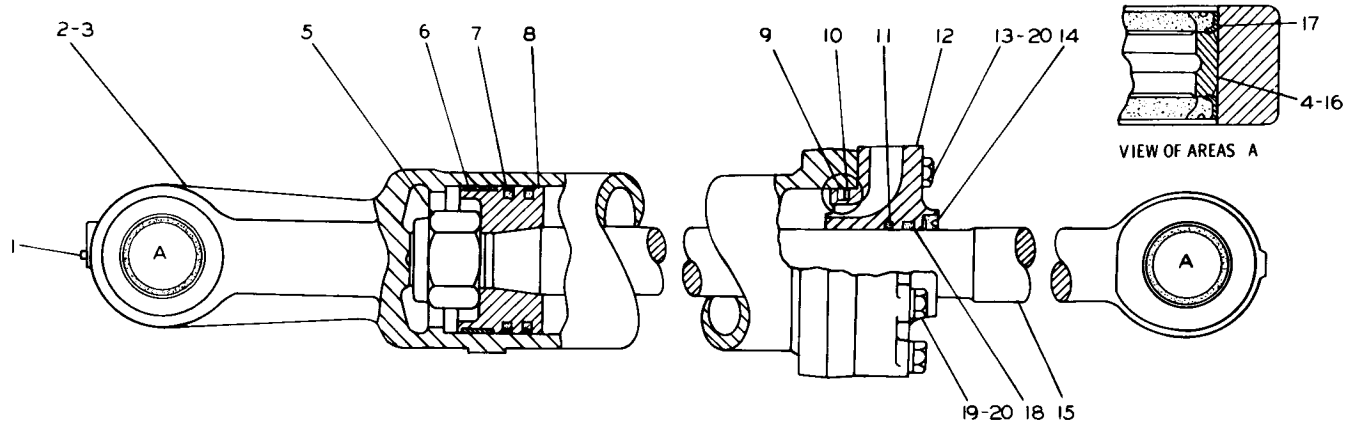
13	5J8275	SEAL-----	1
14	1J3540	SEAL-----	1
15	7J9377	ROD ASSEM.-----	1
		(Includes)	
		BEARING-----	1
▲ 16	7J9346	BEARING-----	1
17	5P64	SEAL-----	4
18	3B2968	BOLT-----	2
19	1D4610	BOLT-----	6
20	5H1504	WASHER-----	8

▲ NOT PART OF 7J9645 CYLINDER GROUP

147785

7J9645 TILT CYLINDER GROUP—R.H.—(Change 0-1)—6.00" Bore x 27.40" Stroke
Serial No. 11K3687—Up

7J9646 TILT CYLINDER GROUP—L.H.—(Change 0)—6.00" Bore x 27.40" Stroke
Serial No. 11K3687—Up



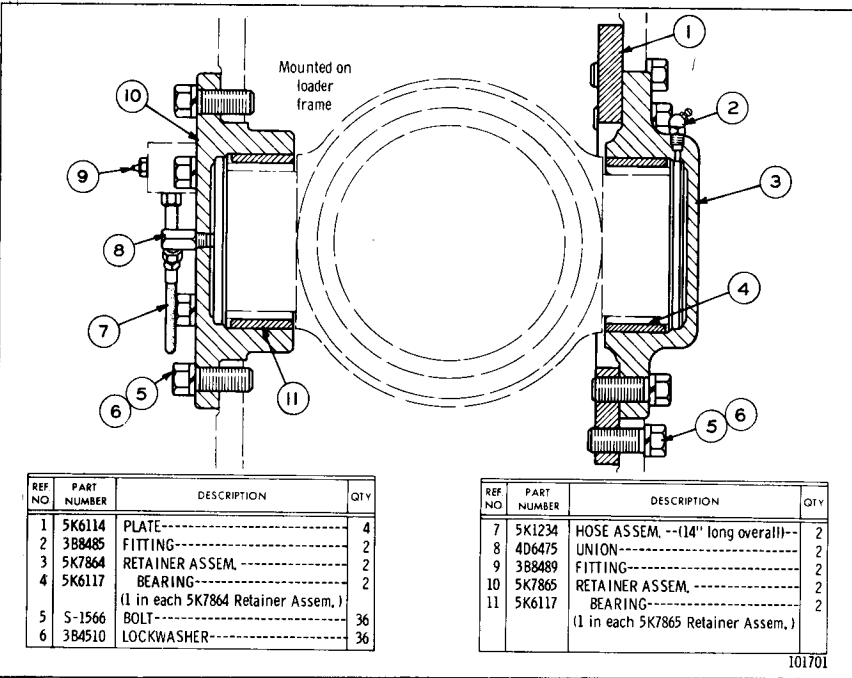
REF. NO.	PART NUMBER	DESCRIPTION	QTY
1	2B7408	PLUG-----	1
2	7J9644	CYLINDER ASSEM. ----- (Includes)	1
3	1F748	NUT-----	1
4	7J9346	BEARING-----	1
5	3J6899	NUT-----	1
6	1J708	RING-----	1

7	5J4989	SEAL ASSEM. -----	2
8	5J5056	PISTON-----	1
9	5H3252	SEAL-----	1
10	2K3258	RING-----	1
11	6J6553	SEAL-----	1
12	6J7591	HEAD-----	1
13	3B2968	BOLT-----	2

14	1J3540	SEAL-----	1
15	7J9648	ROD ASSEM. ----- (Includes)	1
16	7J9346	BEARING-----	1
▲ 17	5P64	SEAL-----	4
18	5J8275	SEAL-----	1
19	1D4610	BOLT-----	6
20	5H1504	WASHER-----	8

▲ NOT PART OF 7J9646 CYLINDER GROUP

147782



LIFT CYLINDER MOUNTING

Serial No. 11K1 to 11K742 and 11K838 to 11K853 inclusive

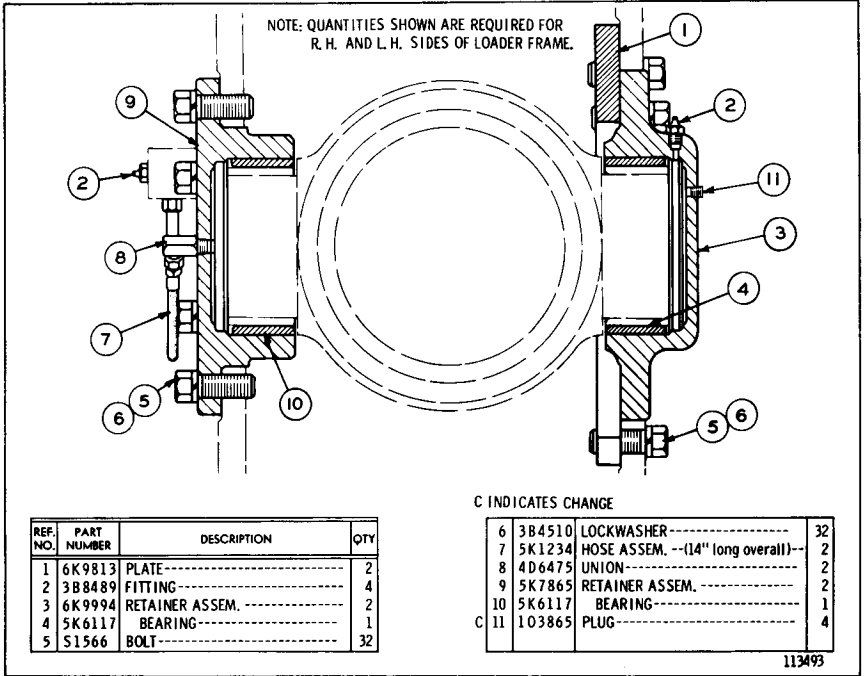
Note: Quantities shown are those required for both R.H. & L.H. sides

CONSISTS OF:

PAGE

- 1 8S3886 STARTING MOTOR GROUP 121
- 1 8S1507 GENERATOR GROUP 121

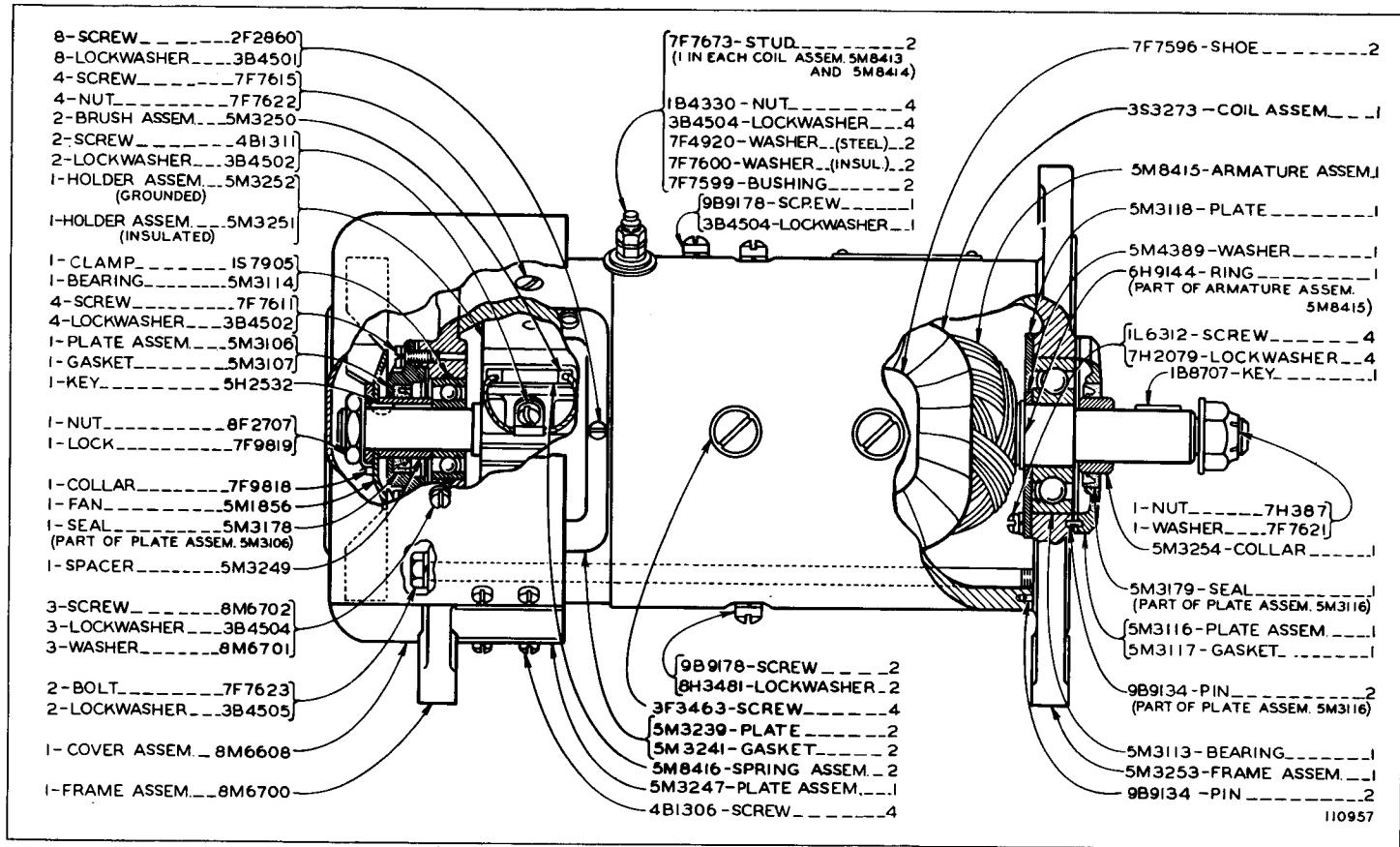
8S3884 DIRECT ELECTRIC STARTING ARRANGEMENT--24 VOLT
FOR USE IN TEMPERATURES OF 0° FAHRENHEIT OR BELOW



7K110 LIFT CYLINDER MOUNTING

Serial No. 11K743 to 11K837 and 11K854-Up

Also part of 1P9409 Steel Mill Arrangement listed on Page 144C



4M9102 GENERATOR ASSEMBLY—24 Volt, 20 Ampere
 Part of 5S1507 Generator Group shown on Page 121

REF. NO.	PART NUMBER	DESCRIPTION	QTY
1	8S3961	MOTOR ASSEM.----- (See Separate Illustration)	1
2	S1589	BOLT-----	2
3	3B4510	LOCKWASHER-----	3
4	4H7869	GASKET-----	1
5	9F4337	WIRE ASSEM.-----	1
6	7F8032	TERMINAL----- (Ground)-----	1
7	9F5509	INSULATOR-----	2
8	9F3068	TERMINAL-----	1
9	8S2332	BOLT----- (12 Point)-----	1

113563

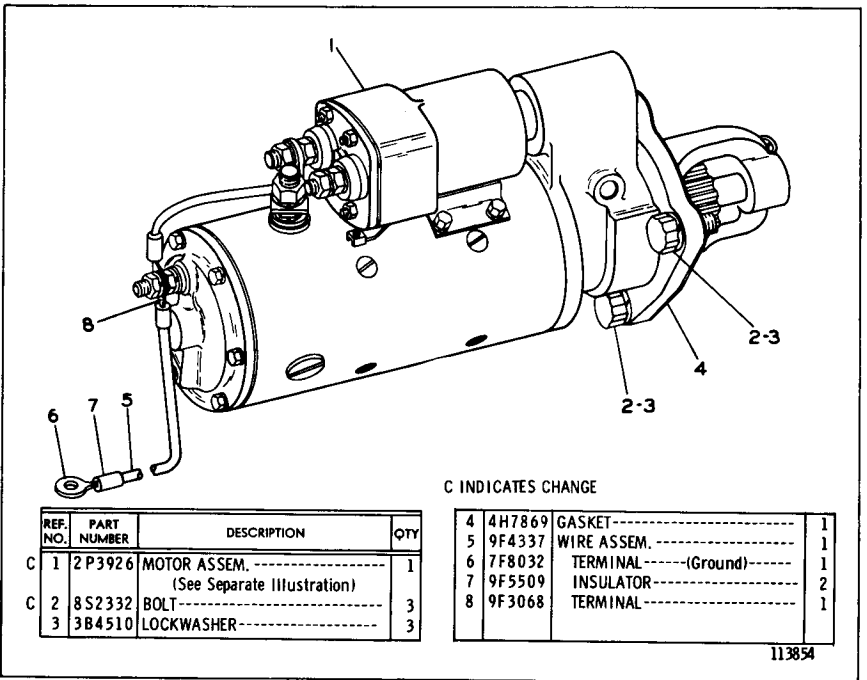
8S3886 STARTING MOTOR GROUP—24 Volt—Type 1
 Part of 8S3884 Direct Electric Starting Arrangement listed on Page 120.
 8S3961 Motor parts are shown on Pages 122, 122A and 122B

REF. NO.	PART NUMBER	DESCRIPTION	QTY
C	7N908	TERMINAL ASSEM.----- (Includes)	1
1	4M1834	PLATE-----	1
2	7F4907	STRIP-----	1
3	3H3681	NUT-----	2
4	3B4508	LOCKWASHER-----	4
5	3H3680	NUT-----	2
6	7F3494	WASHER-----	2
7	4M1836	INSULATOR-----	2
8	4M1837	BUSHING-----	2
9	7N910	TERMINAL ASSEM.-----	1
10	7N909	TERMINAL ASSEM.-----	1
11	9S4490	GASKET-----	1
12	4M5274	SCREW-----	1
13	9S4489	SCREW ASSEM.-----	4
14	4M3217	SCREW-----	2
15	4M1814	CONTACT ASSEM.-----	1
16	3P72	CASE ASSEM.-----	2
17	1F73	CLIP-----	2
18	4M1815	SPRING-----	1

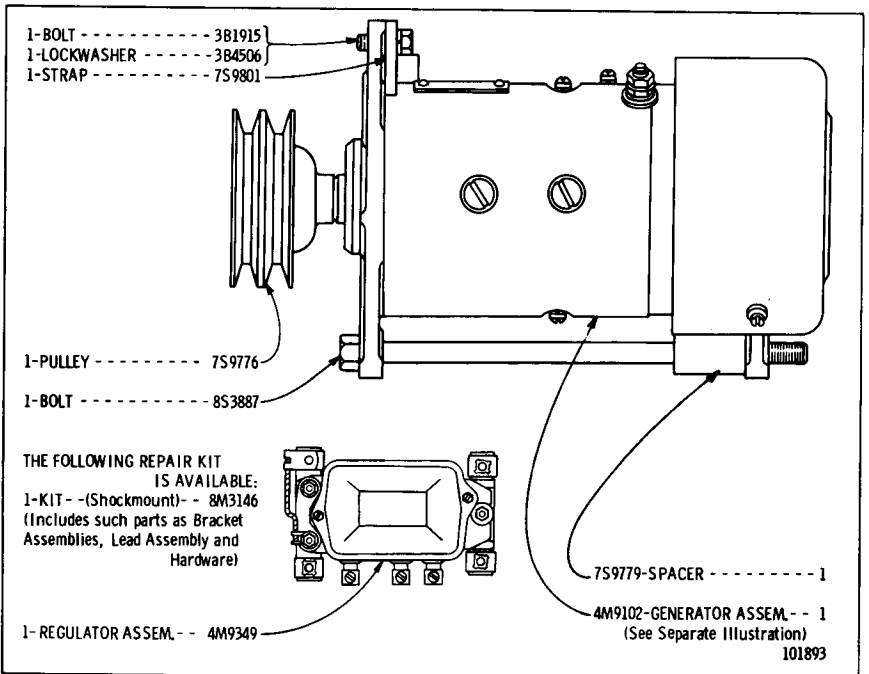
C INDICATES CHANGE

162751

6N5123 SOLENOID SWITCH ASSEMBLY—24 Volt
 Part of 2P3926 Electric Starting Motor Group shown on Page 122C



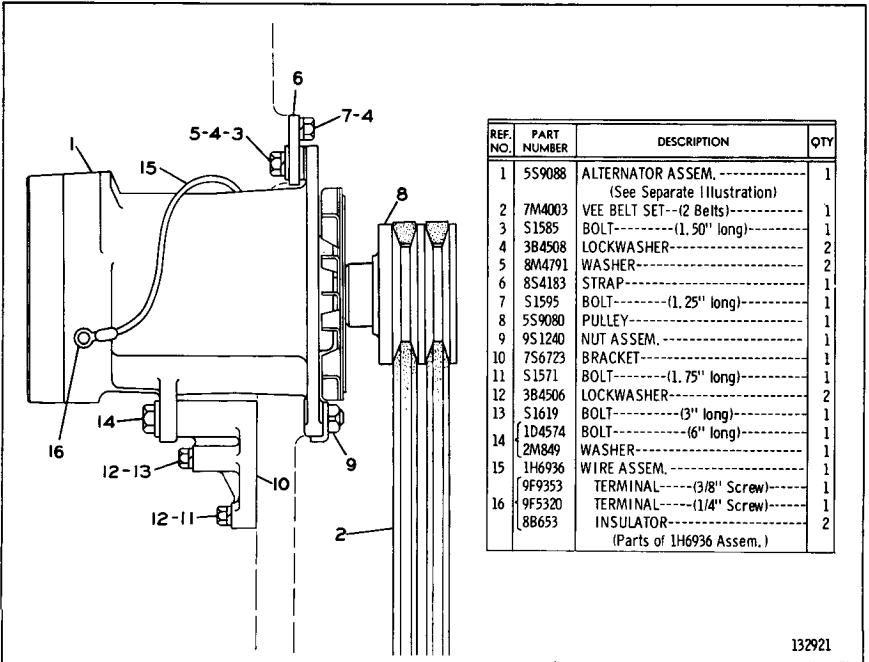
8S3886 STARTING MOTOR GROUP—24 Volt—Type 2
 Part of 8S3884 Starting Arrangement listed on Page 120
 2P3926 Motor parts are shown on Pages 122C, 122D and 123



8S1507 GENERATOR GROUP—24 Volt, 20 Ampere
 Serial No. 11K1 to 11K3219 inclusive
 4M9102 Generator parts are shown on Page 120B
 Also part of 8S3884 Direct Electric Starting Arrangement listed on Page 120

		Consisting of:	Page
1	8S4286	Alternator Group	121B
	-or-		
1	8S6554	Alternator Group	121B
1	8M7892	Ammeter	
1	9S173	Circuit Breaker	
1	1P5391	Alternator Wiring Group	
		Consisting of:	
1	1P972	Wiring Harness Assembly	54B
1	1P973	Wiring Harness Assembly	53
1	8M7892	Ammeter	
1	9S173	Circuit Breaker	

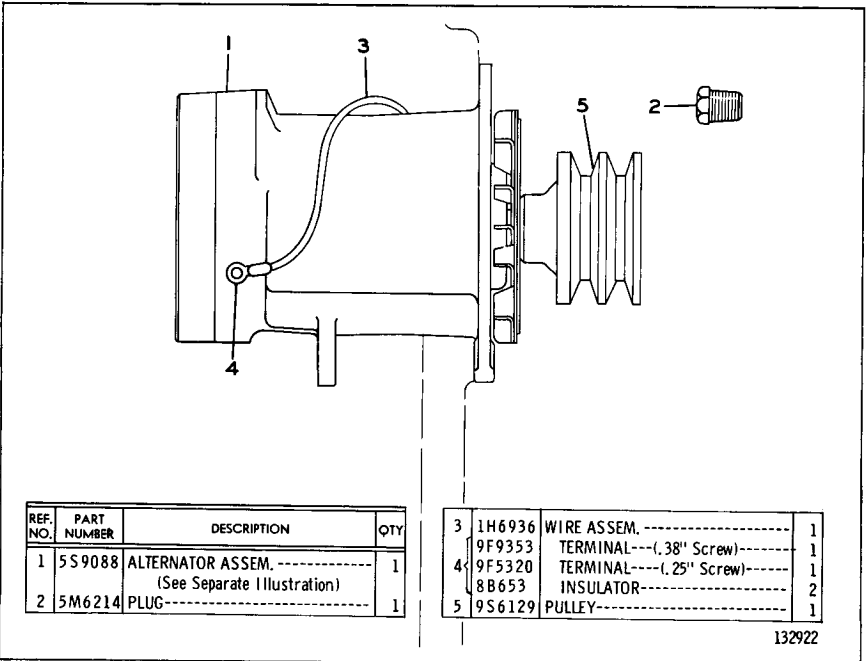
8S8780 ALTERNATOR ARRANGEMENT—24 Volt, 50 Ampere



REF. NO.	PART NUMBER	DESCRIPTION	QTY
1	5S9088	ALTERNATOR ASSEM. ----- (See Separate Illustration)	1
2	7M4003	VEE BELT SET--(2 Belts)-----	1
3	S1585	BOLT----- (1.50" long)-----	1
4	3B4508	LOCKWASHER-----	2
5	8M4791	WASHER-----	2
6	8S4183	STRAP-----	1
7	S1595	BOLT----- (1.25" long)-----	1
8	5S9080	PULLEY-----	1
9	9S1240	NUT ASSEM.-----	1
10	7S6723	BRACKET-----	1
11	S1571	BOLT----- (1.75" long)-----	1
12	3B4506	LOCKWASHER-----	2
13	S1619	BOLT----- (3" long)-----	1
14	{ 1D4574 2M849	{ BOLT----- (6" long)----- WASHER-----	{ 1 1
15	1H6936	WIRE ASSEM.-----	1
	9F9353	TERMINAL----- (3/8" Screw)-----	1
16	9F5320	TERMINAL----- (1/4" Screw)-----	1
	8B653	INSULATOR----- (Parts of 1H6936 Assem.)	2

132921

8S4286 ALTERNATOR GROUP--24 Volt, 50 Ampere
 Serial No. 11K1 to 11K3219 inclusive
 Part of 8S8780 Alternator Arrangement. 5S9088 Alternator parts are shown on Pages 121C and 121D



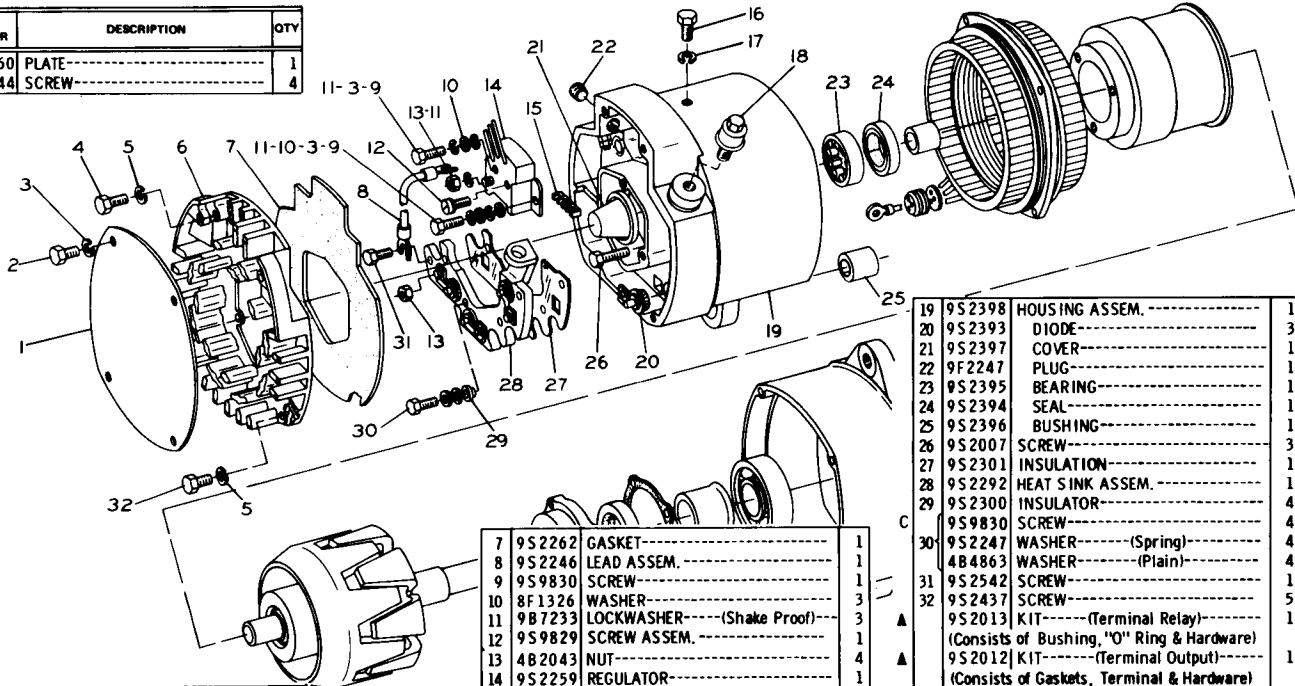
REF. NO.	PART NUMBER	DESCRIPTION	QTY
1	5S9088	ALTERNATOR ASSEM. ----- (See Separate Illustration)	1
2	5M6214	PLUG-----	1

3	1H6936	WIRE ASSEM.-----	1
	9F9353	TERMINAL----- (3/8" Screw)-----	1
4	9F5320	TERMINAL----- (1/4" Screw)-----	1
	8B653	INSULATOR-----	2
5	9S6129	PULLEY-----	1

132922

8S6554 ALTERNATOR GROUP--24 Volt, 50 Ampere
 Effective with Serial No. 11K3220
 Part of 8S8780 Alternator Arrangement
 5S9088 Alternator parts are shown on Pages 121C and 121D

REF. NO.	PART NUMBER	DESCRIPTION	QTY
1	9S2260	PLATE-----	1
2	9S2544	SCREW-----	4



3	8H878	LOCKWASHER-----	6
4	9S2438	SCREW-----	2
5	7H2079	LOCKWASHER-----	7
6	9S2255	COVER-----	1

7	9S2262	GASKET-----	1
8	9S2246	LEAD ASSEM.-----	1
9	9S9830	SCREW-----	1
10	8F1326	WASHER-----	3
11	9B1233	LOCKWASHER----- (Shake Proof)	3
12	9S9829	SCREW ASSEM.-----	1
13	4B2043	NUT-----	4
14	9S2259	REGULATOR-----	1
15	9S2250	GROMMET-----	1
16	9S2011	SCREW-----	1
17	1L4789	LOCKWASHER-----	1
18	9S2389	STUD ASSEM.-----	1

19	9S2398	HOUSING ASSEM.-----	1
20	9S2393	DIODE-----	3
21	9S2397	COVER-----	1
22	9F2247	PLUG-----	1
23	9S2395	BEARING-----	1
24	9S2394	SEAL-----	1
25	9S2396	BUSHING-----	1
26	9S2007	SCREW-----	3
27	9S2301	INSULATION-----	1
28	9S2292	HEAT SINK ASSEM.-----	1
29	9S2300	INSULATOR-----	4
C	9S9830	SCREW-----	4
30	9S2247	WASHER----- (Spring)	4
	4B4863	WASHER----- (Plain)	4
31	9S2542	SCREW-----	1
32	9S2437	SCREW-----	5
▲	9S2013	KIT----- (Terminal Relay)	1
		(Consists of Bushing, 'O' Ring & Hardware)	
▲	9S2012	KIT----- (Terminal Output)	1
		(Consists of Gaskets, Terminal & Hardware)	
▲	9S2290	KIT----- (Heat Sink)	1
		(Diode Junction Hardware)	
▲	9S2291	KIT----- (Heat Sink)	1
		(Positive Diode Hardware)	

C INDICATES CHANGE

▲ NOT PART OF 5S9088 ALTERNATOR ASSEM.

202886

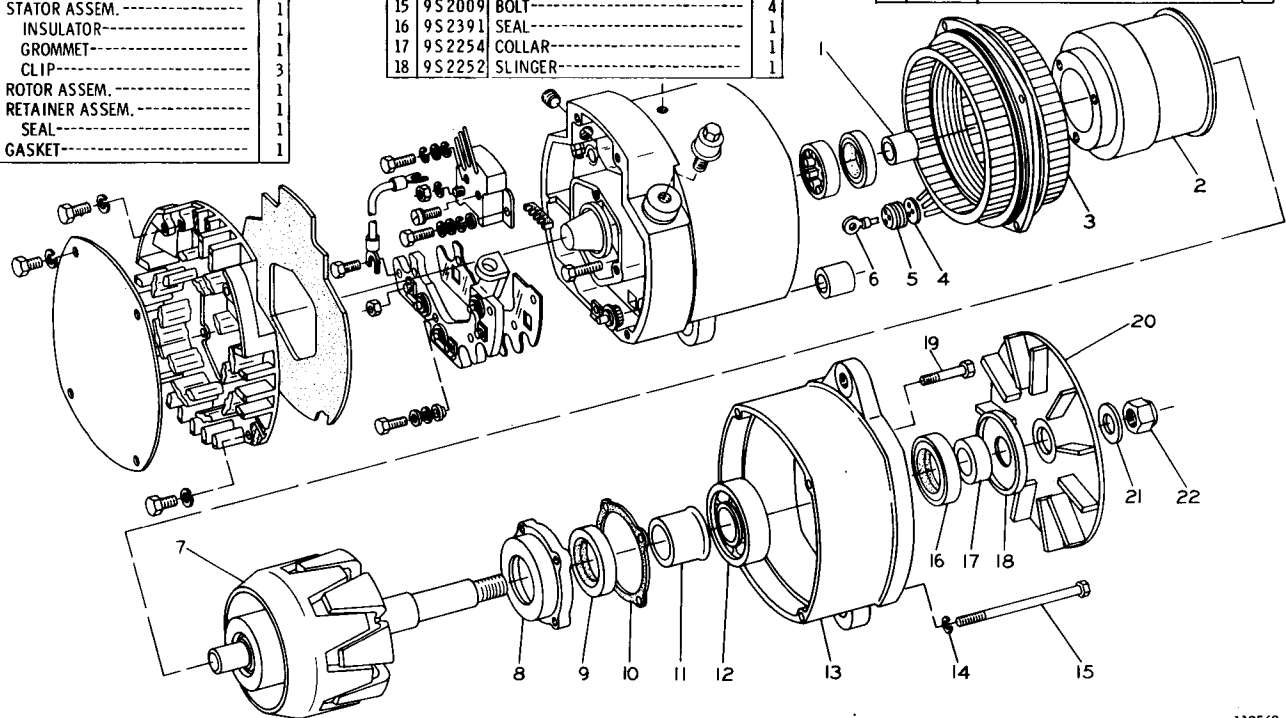
5S9088 ALTERNATOR ASSEMBLY—24 Volt, 50 Ampere—Part 1
Part of 8S4286 and 8S6554 Alternator Groups shown on Page 121B

5S9088 ALTERNATOR ASSEMBLY—24 Volt, 50 Ampere—Part 2
 Part of 8S4286 and 8S6554 Alternator Groups shown on Page 121B

REF. NO.	PART NUMBER	DESCRIPTION	QTY
1	9S2242	RACE-----	1
2	9S2248	FIELD COIL AND SUPPORT ASSEM.-----	1
3	9S2004	STATOR ASSEM.-----	1
4	9S2006	INSULATOR-----	1
5	9S2005	GROMMET-----	1
6	9S2014	CLIP-----	3
7	9S2302	ROTOR ASSEM.-----	1
8	9S2390	RETAINER ASSEM.-----	1
9	9S2391	SEAL-----	1
10	9S2256	GASKET-----	1

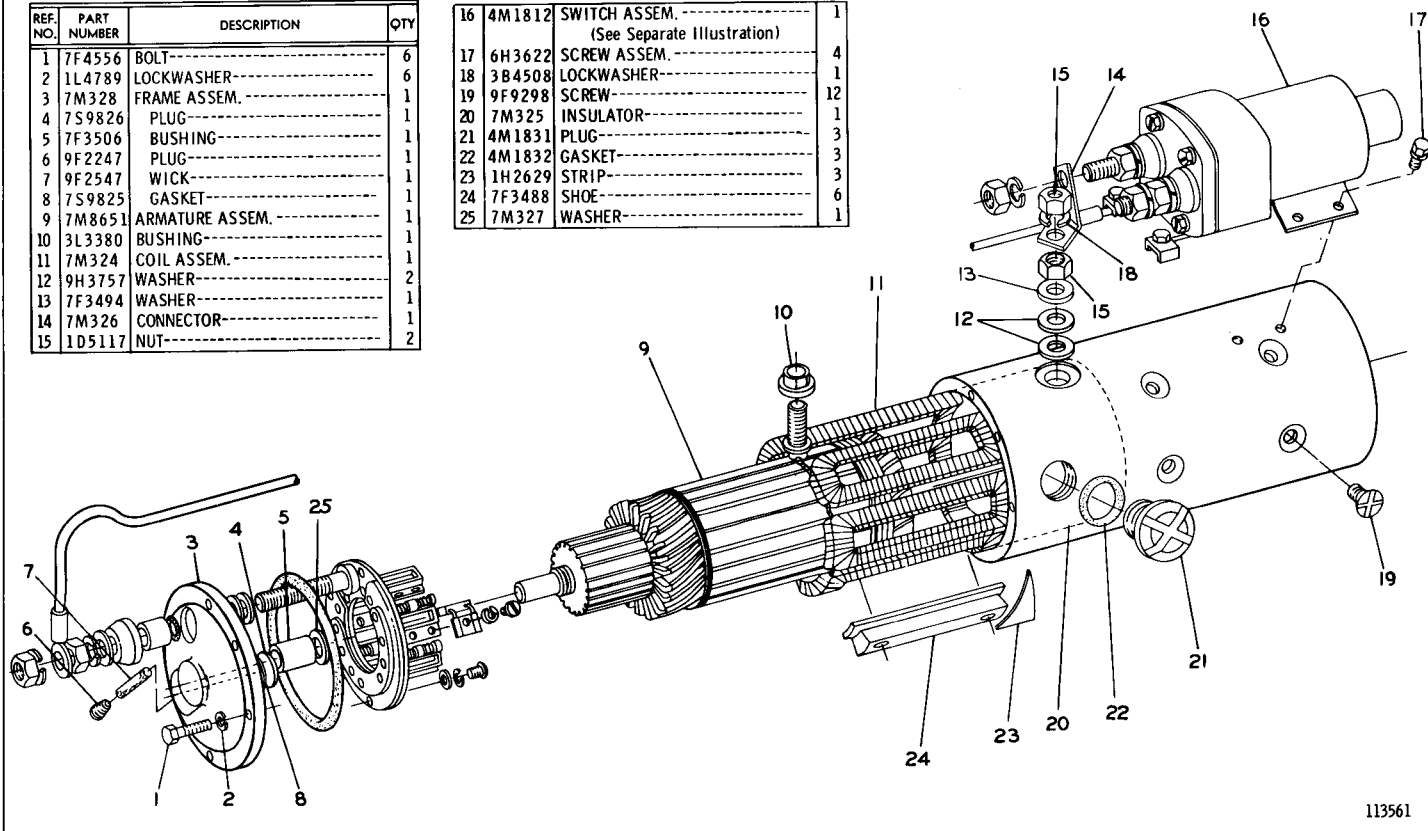
11	9S2261	COLLAR-----	1
12	2F5721	BEARING-----	1
13	2P5616	FRAME-----	1
14	3B4502	LOCKWASHER-----	4
15	9S2009	BOLT-----	4
16	9S2391	SEAL-----	1
17	9S2254	COLLAR-----	1
18	9S2252	SLINGER-----	1

19	9S2008	SCREW-----	4
20	9S2258	FAN AND BAFFLE ASSEM.-----	1
21	7F7621	WASHER-----	1
22	2K4821	LOCKNUT-----	1



REF. NO.	PART NUMBER	DESCRIPTION	QTY
1	7F4556	BOLT-----	6
2	1L4789	LOCKWASHER-----	6
3	7M328	FRAME ASSEM.-----	1
4	7S9826	PLUG-----	1
5	7F3506	BUSHING-----	1
6	9F2247	PLUG-----	1
7	9F2547	WICK-----	1
8	7S9825	GASKET-----	1
9	7M8651	ARMATURE ASSEM.-----	1
10	3L3380	BUSHING-----	1
11	7M324	COIL ASSEM.-----	1
12	9H3757	WASHER-----	2
13	7F3494	WASHER-----	1
14	7M326	CONNECTOR-----	1
15	1D5117	NUT-----	2

16	4M1812	SWITCH ASSEM.-----	1
		(See Separate Illustration)	
17	6H3622	SCREW ASSEM.-----	4
18	3B4508	LOCKWASHER-----	1
19	9F9298	SCREW-----	12
20	7M325	INSULATOR-----	1
21	4M1831	PLUG-----	3
22	4M1832	GASKET-----	3
23	1H2629	STRIP-----	3
24	7F3488	SHOE-----	6
25	7M327	WASHER-----	1

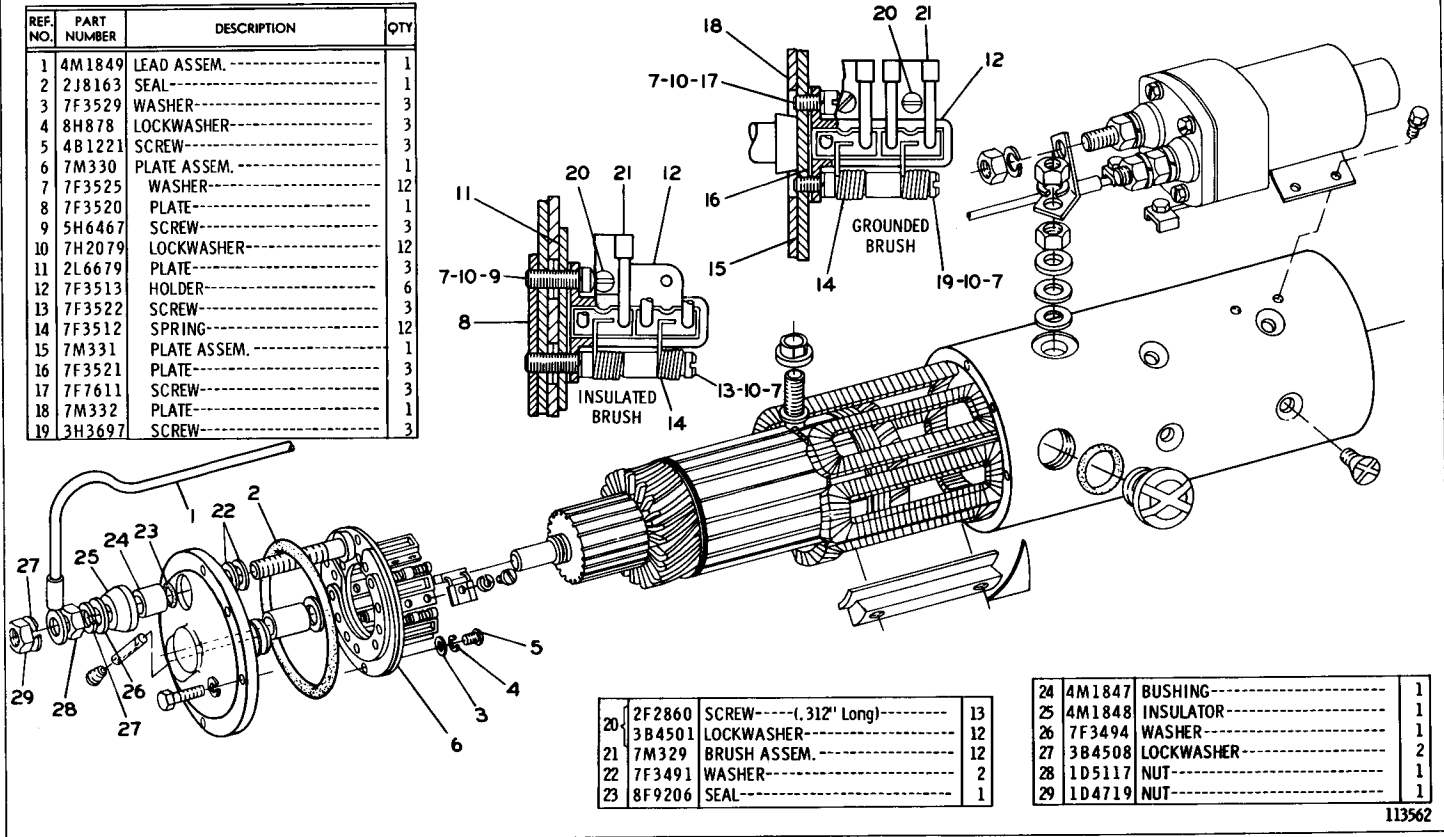


113561

8S3961 ELECTRIC STARTING MOTOR ASSEMBLY—24 Volt—Part 1 of 3
 Part of 8S3886 Starting Motor Group shown on Page 120C
 4M1812 Switch parts are shown on Page 47

8S3961 ELECTRIC STARTING MOTOR ASSEMBLY—24 Volt—Part 2 of 3
 Part of 8S3886 Starting Motor Group shown on Page 120C

REF. NO.	PART NUMBER	DESCRIPTION	QTY
1	4M1849	LEAD ASSEM.-----	1
2	2J8163	SEAL-----	1
3	7F3529	WASHER-----	3
4	8H878	LOCKWASHER-----	3
5	4B1221	SCREW-----	3
6	7M330	PLATE ASSEM.-----	1
7	7F3525	WASHER-----	12
8	7F3520	PLATE-----	1
9	5H6467	SCREW-----	3
10	7H2079	LOCKWASHER-----	12
11	2L6679	PLATE-----	3
12	7F3513	HOLDER-----	6
13	7F3522	SCREW-----	3
14	7F3512	SPRING-----	12
15	7M331	PLATE ASSEM.-----	1
16	7F3521	PLATE-----	3
17	7F7611	SCREW-----	3
18	7M332	PLATE-----	1
19	3H3697	SCREW-----	3

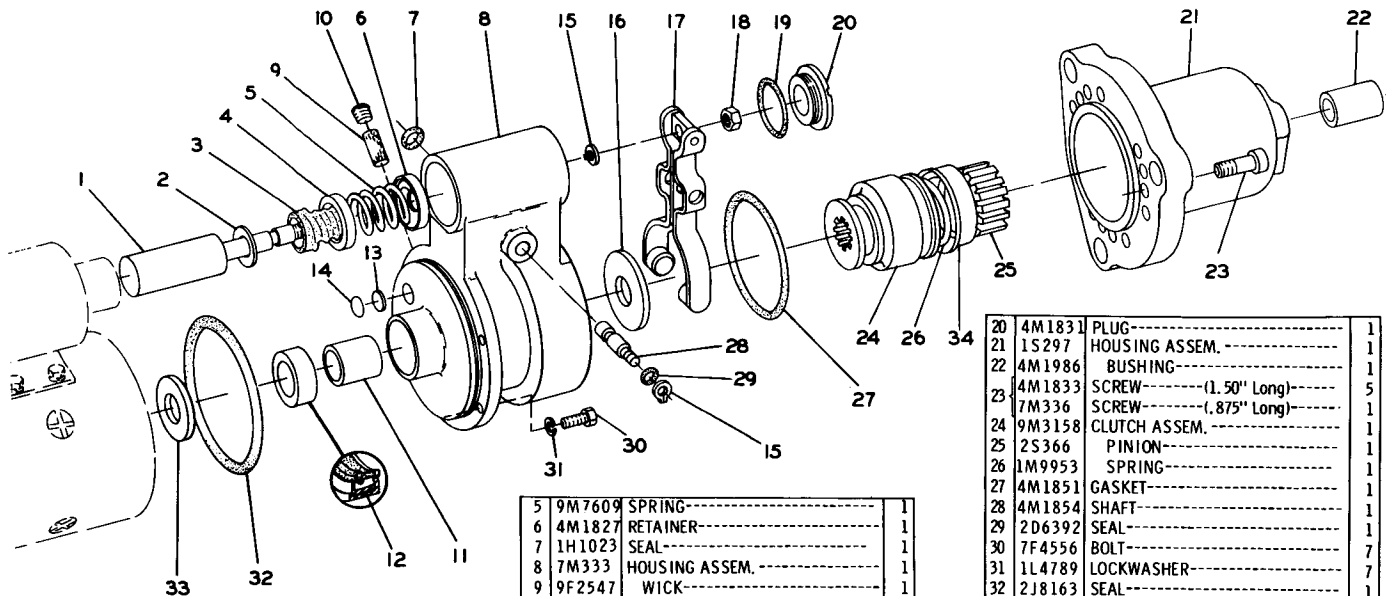


20	2F2860	SCREW-----(.312" Long)-----	13
	3B4501	LOCKWASHER-----	12
21	7M329	BRUSH ASSEM.-----	12
22	7F3491	WASHER-----	2
23	8F9206	SEAL-----	1

24	4M1847	BUSHING-----	1
25	4M1848	INSULATOR-----	1
26	7F3494	WASHER-----	1
27	3B4508	LOCKWASHER-----	2
28	1D5117	NUT-----	1
29	1D4719	NUT-----	1

ATTACHMENTS

122A



REF. NO.	PART NUMBER	DESCRIPTION	QTY
1	4M1855	PLUNGER ASSEM. -----	1
1	FMO5075	FORM--(Installation Instructions)-	1
2	2S4027	WASHER-----	1
3	4M1829	BOOT-----	1
4	4M1828	RETAINER-----	1

5	9M7609	SPRING-----	1
6	4M1827	RETAINER-----	1
7	1H1023	SEAL-----	1
8	7M333	HOUSING ASSEM. -----	1
9	9F2547	WICK-----	1
10	9F2247	PLUG-----	1
11	1M9968	BUSHING-----	1
12	2F6678	SEAL-----	1
13	7S9826	PLUG-----	1
14	7S9825	GASKET-----	1
15	2H3429	RING-----	2
16	4L2729	WASHER-----	1
17	4M1853	LEVER ASSEM.-----	1
18	3F2617	NUT-----	1
19	4M1832	GASKET-----	1

20	4M1831	PLUG-----	1
21	1S297	HOUSING ASSEM. -----	1
22	4M1986	BUSHING-----	1
23	4M1833	SCREW----- (1.50" Long)-	5
23	7M336	SCREW----- (.875" Long)-	1
24	9M3158	CLUTCH ASSEM. -----	1
25	2S366	PINION-----	1
26	1M9953	SPRING-----	1
27	4M1851	GASKET-----	1
28	4M1854	SHAFT-----	1
29	2D6392	SEAL-----	1
30	7F4556	BOLT-----	7
31	1L4789	LOCKWASHER-----	7
32	2J8163	SEAL-----	1
33	1M9971	SPACER-----	1
34	1S8931	THE FOLLOWING REPAIR KIT IS AVAILABLE: KIT----- (Cup)-----	1
		(Includes 2 Straight & 2 Flanged Cups)	
	FMO35152	FORM-----	1
		(Cup Kit Installation)	
	GMG00012	FORM-----	1
		(Electric Starting Motor Change- Over)	

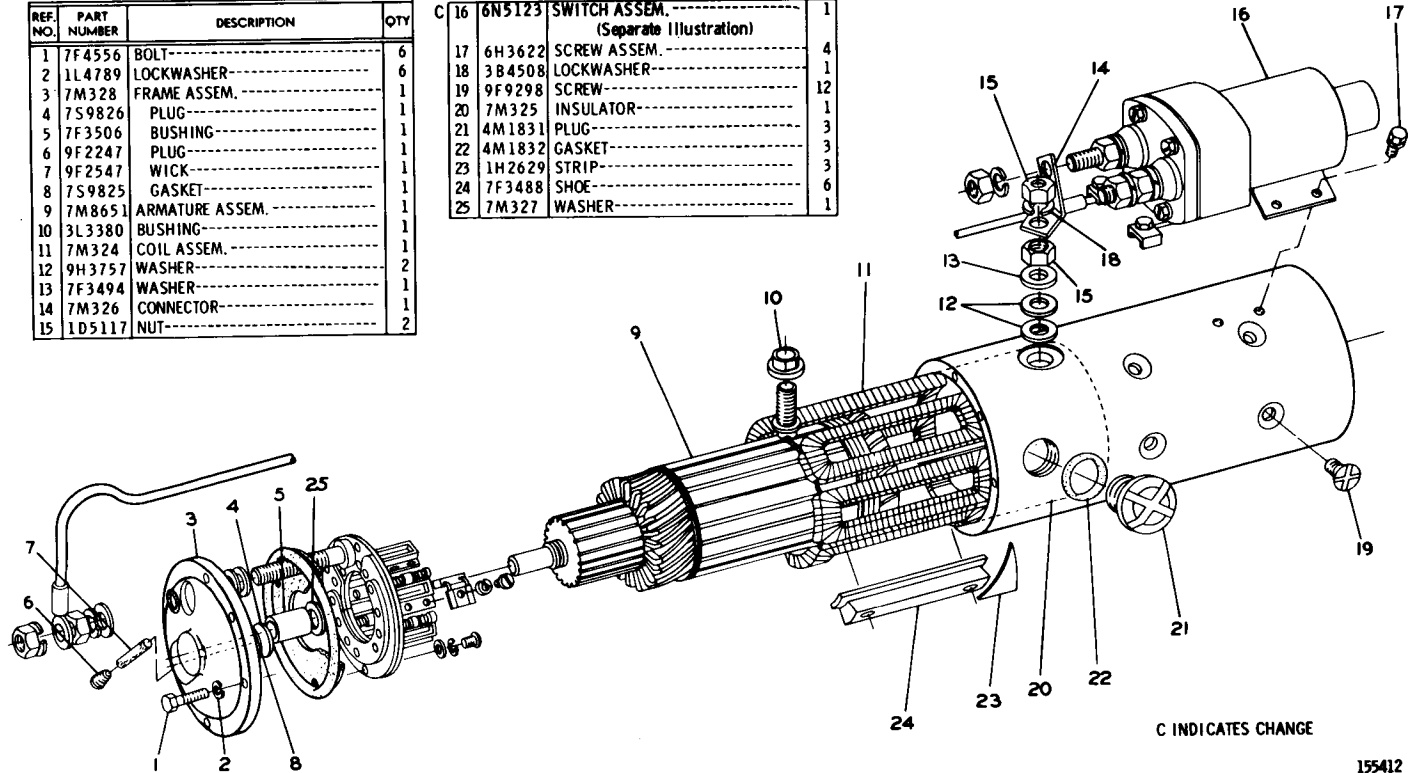
113713

8S3961 ELECTRIC STARTING MOTOR ASSEMBLY—24 Volt—Part 3 of 3
Part of 8S3886 Starting Motor Group shown on Page 120C

2P3926 ELECTRIC STARTING MOTOR GROUP—24 Volt—Part 1 of 3
 Part of 8S3886 Starting Motor Group shown on Page 121
 6N5123 Switch parts are shown on Page 120C

REF. NO.	PART NUMBER	DESCRIPTION	QTY
1	7F4556	BOLT	6
2	1L4789	LOCKWASHER	6
3	7M328	FRAME ASSEM.	1
4	7S9826	PLUG	1
5	7F3506	BUSHING	1
6	9F2247	PLUG	1
7	9F2547	WICK	1
8	7S9825	GASKET	1
9	7M8651	ARMATURE ASSEM.	1
10	3L3380	BUSHING	1
11	7M324	COIL ASSEM.	1
12	9H3757	WASHER	2
13	7F3494	WASHER	1
14	7M326	CONNECTOR	1
15	1D5117	NUT	2

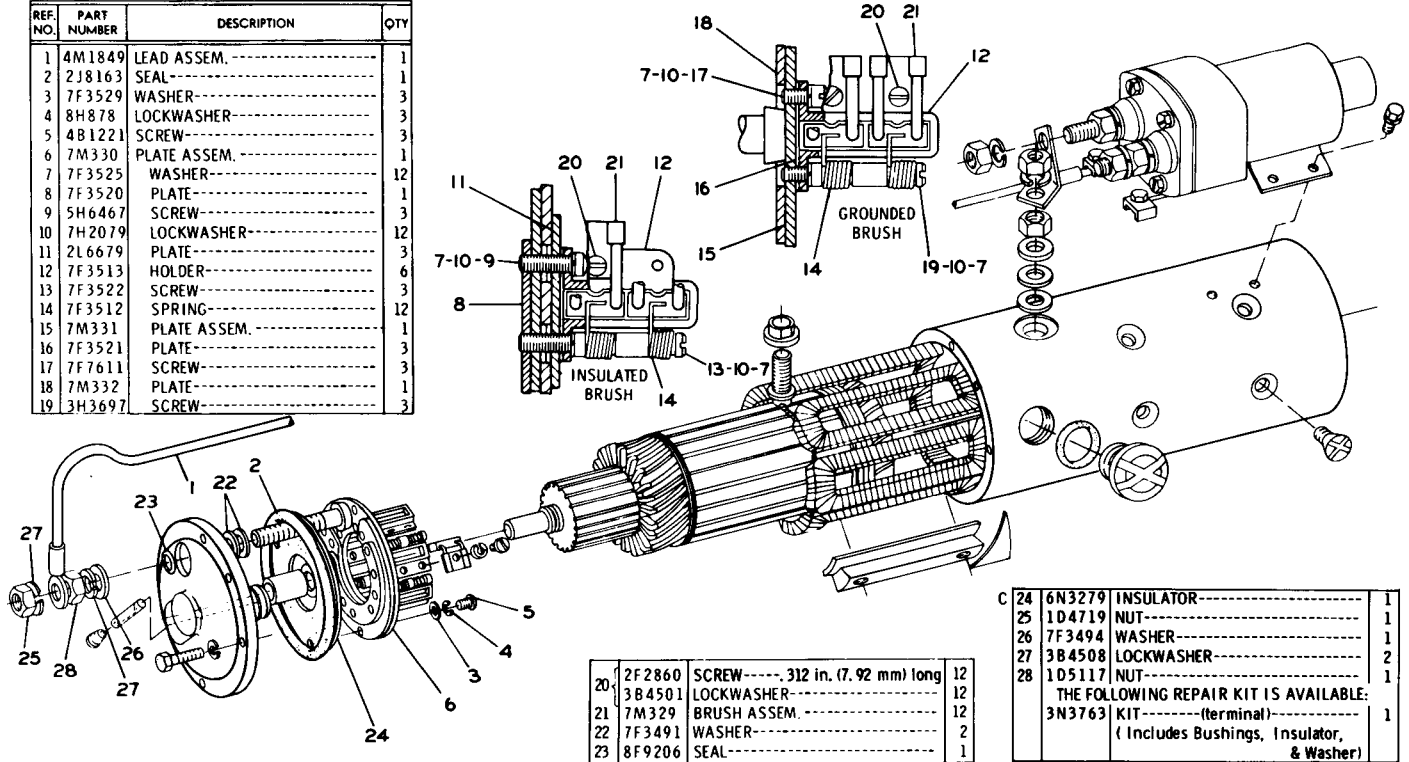
C 16	6N5123	SWITCH ASSEM. (Separate Illustration)	1
17	6H3622	SCREW ASSEM.	4
18	3B4508	LOCKWASHER	1
19	9F9298	SCREW	12
20	7M325	INSULATOR	1
21	4M1831	PLUG	3
22	4M1832	GASKET	3
23	1H2629	STRIP	3
24	7F3488	SHOE	6
25	7M327	WASHER	1



C INDICATES CHANGE

155412

REF. NO.	PART NUMBER	DESCRIPTION	QTY
1	4M1849	LEAD ASSEM.-----	1
2	2J8163	SEAL-----	1
3	7F3529	WASHER-----	3
4	8H878	LOCKWASHER-----	3
5	4B1221	SCREW-----	3
6	7M330	PLATE ASSEM.-----	1
7	7F3525	WASHER-----	12
8	7F3520	PLATE-----	1
9	5H6467	SCREW-----	3
10	7H2079	LOCKWASHER-----	12
11	2L6679	PLATE-----	3
12	7F3513	HOLDER-----	6
13	7F3522	SCREW-----	3
14	7F3512	SPRING-----	12
15	7M331	PLATE ASSEM.-----	1
16	7F3521	PLATE-----	3
17	7F7611	SCREW-----	3
18	7M332	PLATE-----	1
19	3H3697	SCREW-----	3



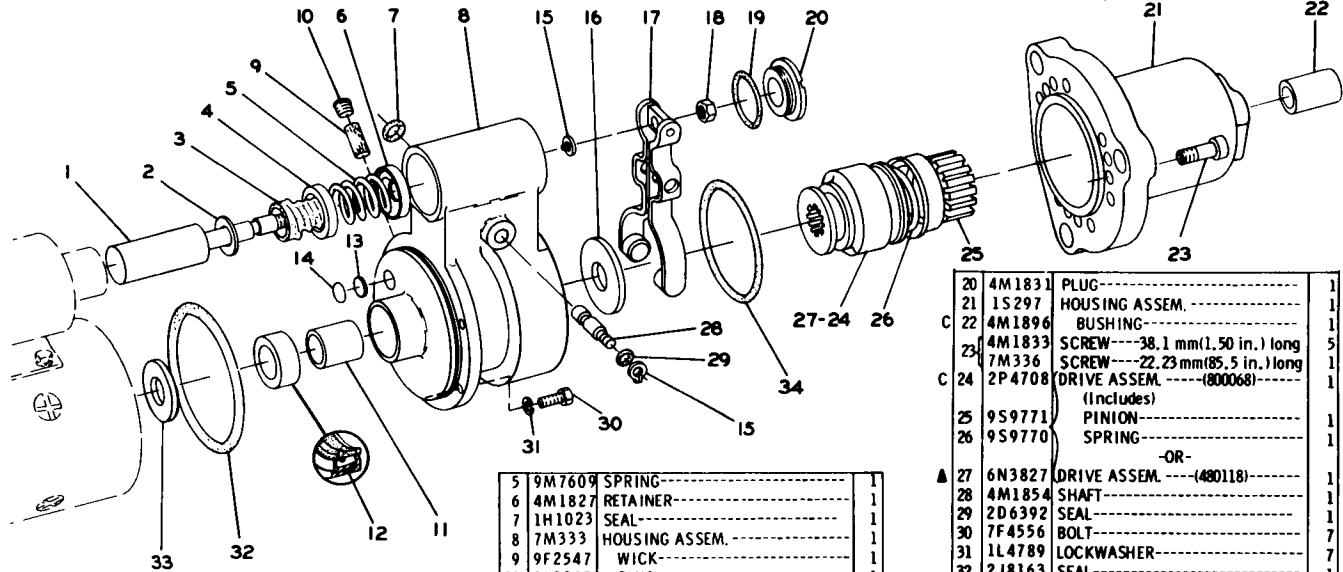
20	2F2860	SCREW-----, 312 in. (7.92 mm) long	12
	3B4501	LOCKWASHER-----	12
21	7M329	BRUSH ASSEM.-----	12
22	7F3491	WASHER-----	2
23	8F9206	SEAL-----	1

C 24	6N3279	INSULATOR-----	1
25	1D4719	NUT-----	1
26	7F3494	WASHER-----	1
27	3B4508	LOCKWASHER-----	2
28	1D5117	NUT-----	1
THE FOLLOWING REPAIR KIT IS AVAILABLE:			
	3N3763	KIT----- (terminal)-----	1
(Includes Bushings, Insulator, & Washer)			

205355

2P3926 ELECTRIC STARTING MOTOR GROUP—24 Volt—Part 2 of 3
Part of 8S3886 Starting Motor Group shown on Page 121

2P3926 ELECTRIC STARTING MOTOR GROUP—24 Volt—Part 3 of 3
Part of 8S3886 Starting Motor Group shown on Page 121



REF. NO.	PART NUMBER	DESCRIPTION	QTY
	4M1855	PLUNGER ASSEM.	1
1	FMO55075	FORM--(Installation Instructions)--	1
2	2S4027	WASHER	1
3	4M1829	BOOT	1
4	4M1828	RETAINER	1

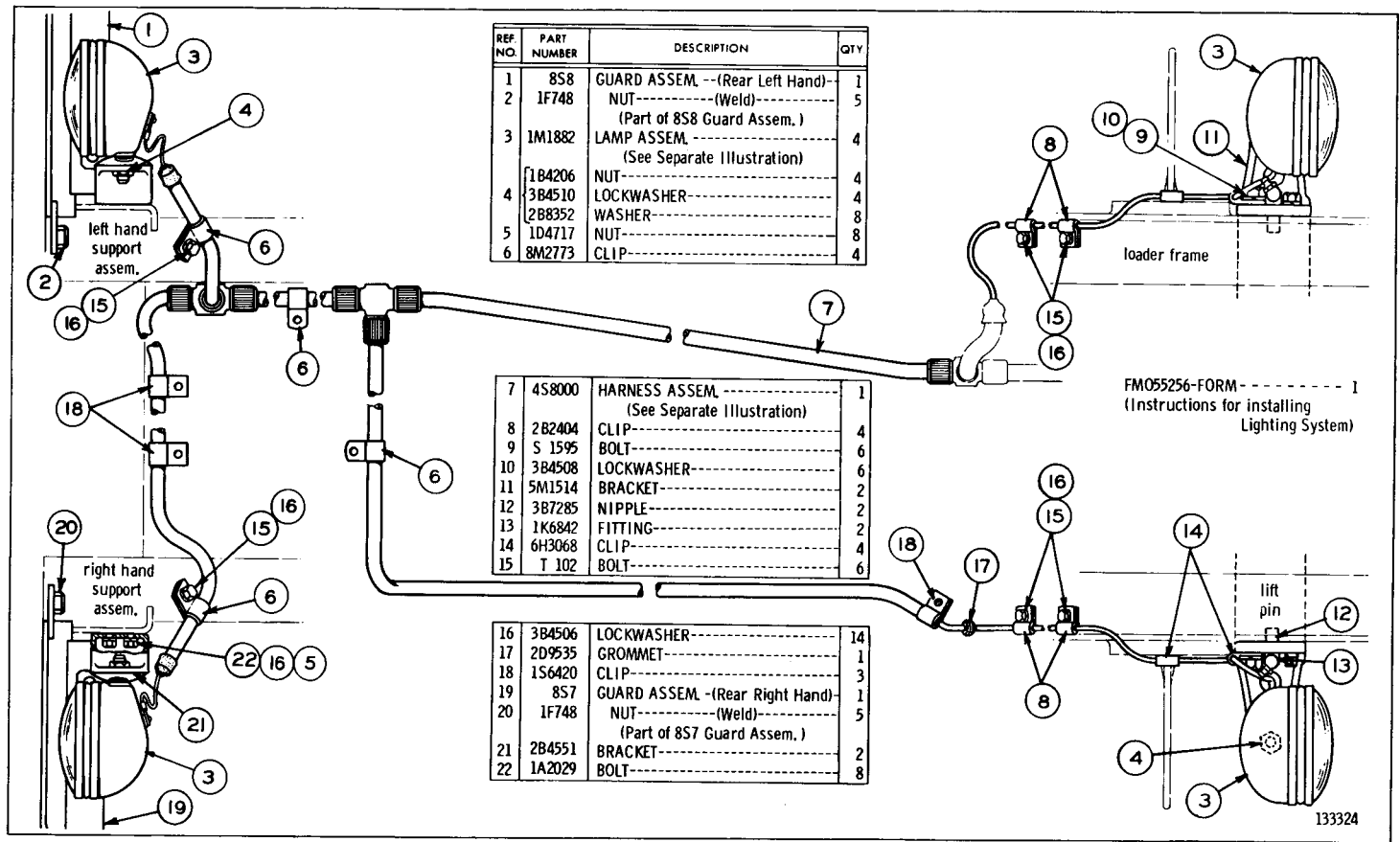
5	9M7609	SPRING.....	1
6	4M1827	RETAINER.....	1
7	1H1023	SEAL.....	1
8	7M333	HOUSING ASSEM.	1
9	9F2547	WICK.....	1
10	9F2247	PLUG.....	1
11	1M9968	BUSHING.....	1
12	2F6678	SEAL.....	1
13	7S9826	PLUG.....	1
14	7S9825	GASKET.....	1
15	2H3429	RING.....	2
16	4L2729	WASHER.....	1
17	4M1853	LEVER ASSEM.	1
18	3F2617	NUT.....	1
19	4M1832	GASKET.....	1

▲ NOT PART OF 2P3926 STARTING MOTOR GROUP

20	4M1831	PLUG.....	1
21	1S297	HOUSING ASSEM.	1
C 22	4M1896	BUSHING.....	1
23	4M1833	SCREW---38.1 mm(1.50 in.) long	5
	7M336	SCREW---22.23 mm(85.5 in.) long	1
C 24	2P4708	DRIVE ASSEM.(800068)	1
		(Includes)	
25	9S9771	PINION.....	1
26	9S9770	SPRING.....	1
		-OR-	
▲ 27	6N3827	DRIVE ASSEM.(480118)	1
28	4M1854	SHAFT.....	1
29	2D6392	SEAL.....	1
30	7F4556	BOLT.....	7
31	1L4789	LOCKWASHER.....	7
32	2J8163	SEAL.....	1
33	1M9971	SPACER.....	1
34	4M1851	GASKET.....	1
THE FOLLOWING REPAIR KITS ARE AVAILABLE FOR 2P4708 DRIVE ASSEM.:			
	9S9825	KIT---(cup).....	1
	4S9459	KIT---(washer).....	1
	FMO35152	FORM---(cup kit installation).....	1
	GMG0012	FORM.....(Electric Starting Motor Changeover)	1

C INDICATES CHANGE

157200

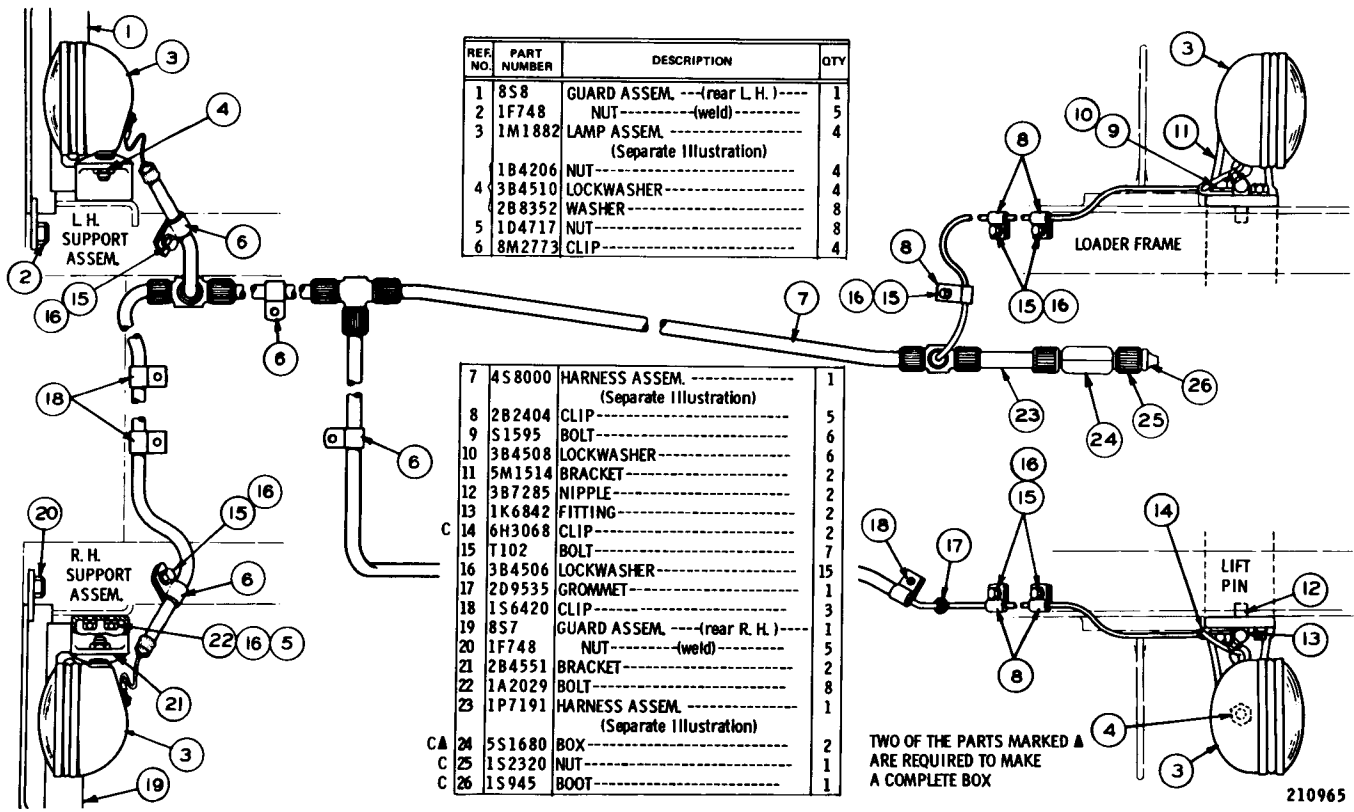


BS2988 LIGHTING SYSTEM—24 Volt—4 Lamp
 Serial No. 11K1 to 11K3219 inclusive. 1M1882 Lamp and 4S8000 Harness parts are shown on Page 126. Only separate parts serviced. When complete Group is required order 8S467 shown on Page 125

1P7210 LIGHTING SYSTEM—24 Volt—4 Lamp

Serial No. 11K3220-Up

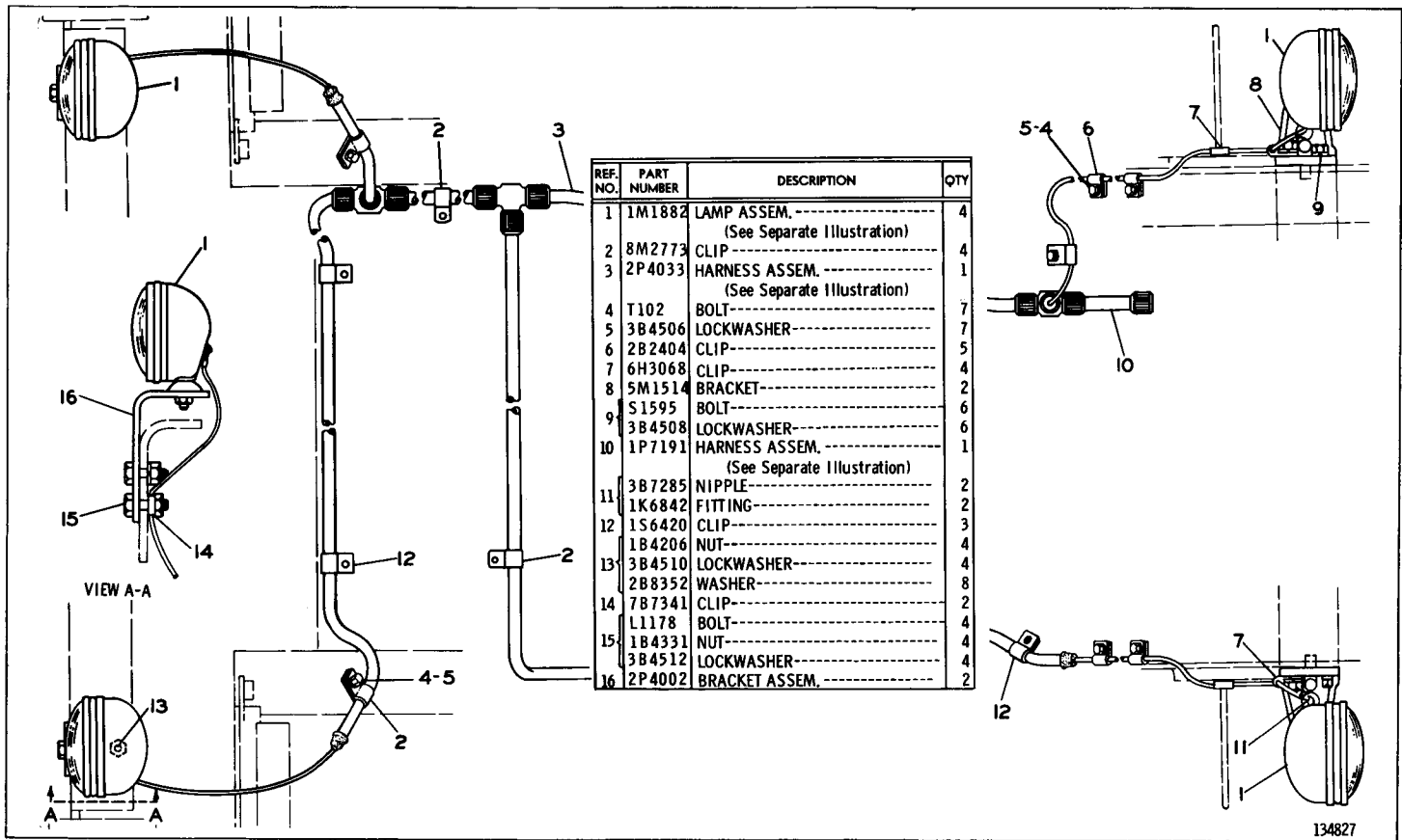
1M1882 Lamp, 4S8000 and 1P7191 Harness parts are shown on Pages 126, 126A and 126B



REF. NO.	PART NUMBER	DESCRIPTION	QTY
1	8S8	GUARD ASSEM. --- (rear L.H.) ---	1
2	1F748	NUT --- (weld) ---	5
3	1M1882	LAMP ASSEM. --- (Separate Illustration)	4
	1B4206	NUT ---	4
4	3B4510	LOCKWASHER ---	4
	2B8352	WASHER ---	8
5	1D4717	NUT ---	8
6	8M2773	CLIP ---	4

7	4S8000	HARNESS ASSEM. --- (Separate Illustration)	1	
8	2B2404	CLIP ---	5	
9	S1595	BOLT ---	6	
10	3B4508	LOCKWASHER ---	6	
11	5M1514	BRACKET ---	2	
12	3B7285	NIPPLE ---	2	
13	1K6842	FITTING ---	2	
14	6H3068	CLIP ---	2	
15	T102	BOLT ---	7	
16	3B4506	LOCKWASHER ---	15	
17	2D9535	GROMMET ---	1	
18	1S6420	CLIP ---	3	
19	8S7	GUARD ASSEM. --- (rear R.H.) ---	1	
20	1F748	NUT --- (weld) ---	5	
21	2B4551	BRACKET ---	2	
22	1A2029	BOLT ---	8	
23	1P7191	HARNESS ASSEM. --- (Separate Illustration)	1	
CA	24	5S1680	BOX ---	2
C	25	1S2320	NUT ---	1
C	26	1S945	BOOT ---	1

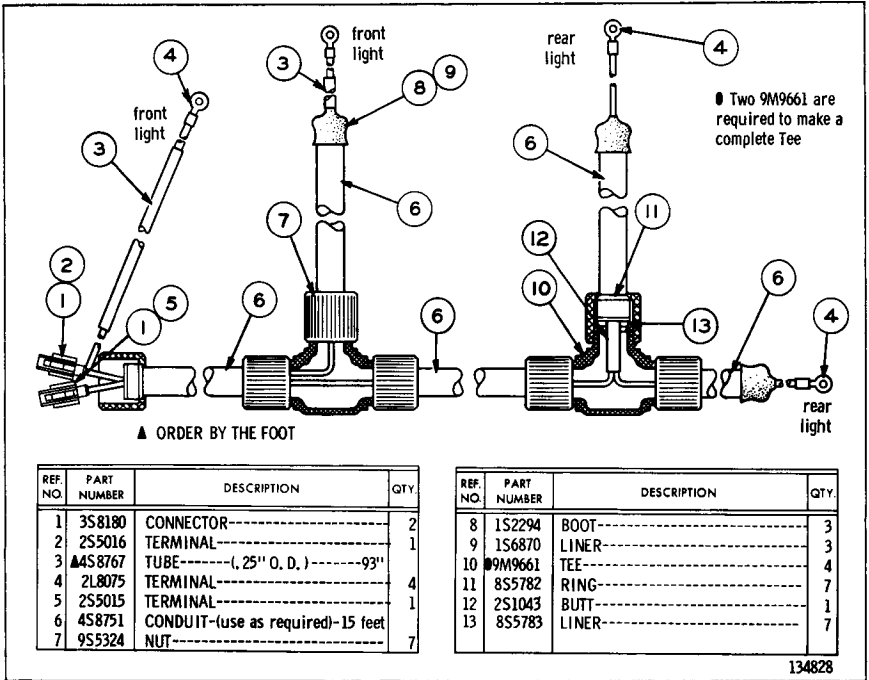
210965



REF. NO.	PART NUMBER	DESCRIPTION	QTY
1	1M1882	LAMP ASSEM. ----- (See Separate Illustration)	4
2	8M2773	CLIP-----	4
3	2P4033	HARNES ASSEM. ----- (See Separate Illustration)	1
4	T102	BOLT-----	7
5	3B4506	LOCKWASHER-----	7
6	2B2404	CLIP-----	5
7	6H3068	CLIP-----	4
8	5M1514	BRACKET-----	2
9	S1595	BOLT-----	6
	3B4508	LOCKWASHER-----	6
10	1P7191	HARNES ASSEM. ----- (See Separate Illustration)	1
	3B7285	NIPPLE-----	2
	1K6842	FITTING-----	2
12	1S6420	CLIP-----	3
	1B4206	NUT-----	4
13	3B4510	LOCKWASHER-----	4
	2B8352	WASHER-----	8
14	7B7341	CLIP-----	2
	L1178	BOLT-----	4
15	1B4331	NUT-----	4
	3B4512	LOCKWASHER-----	4
16	2P4002	BRACKET ASSEM. -----	2

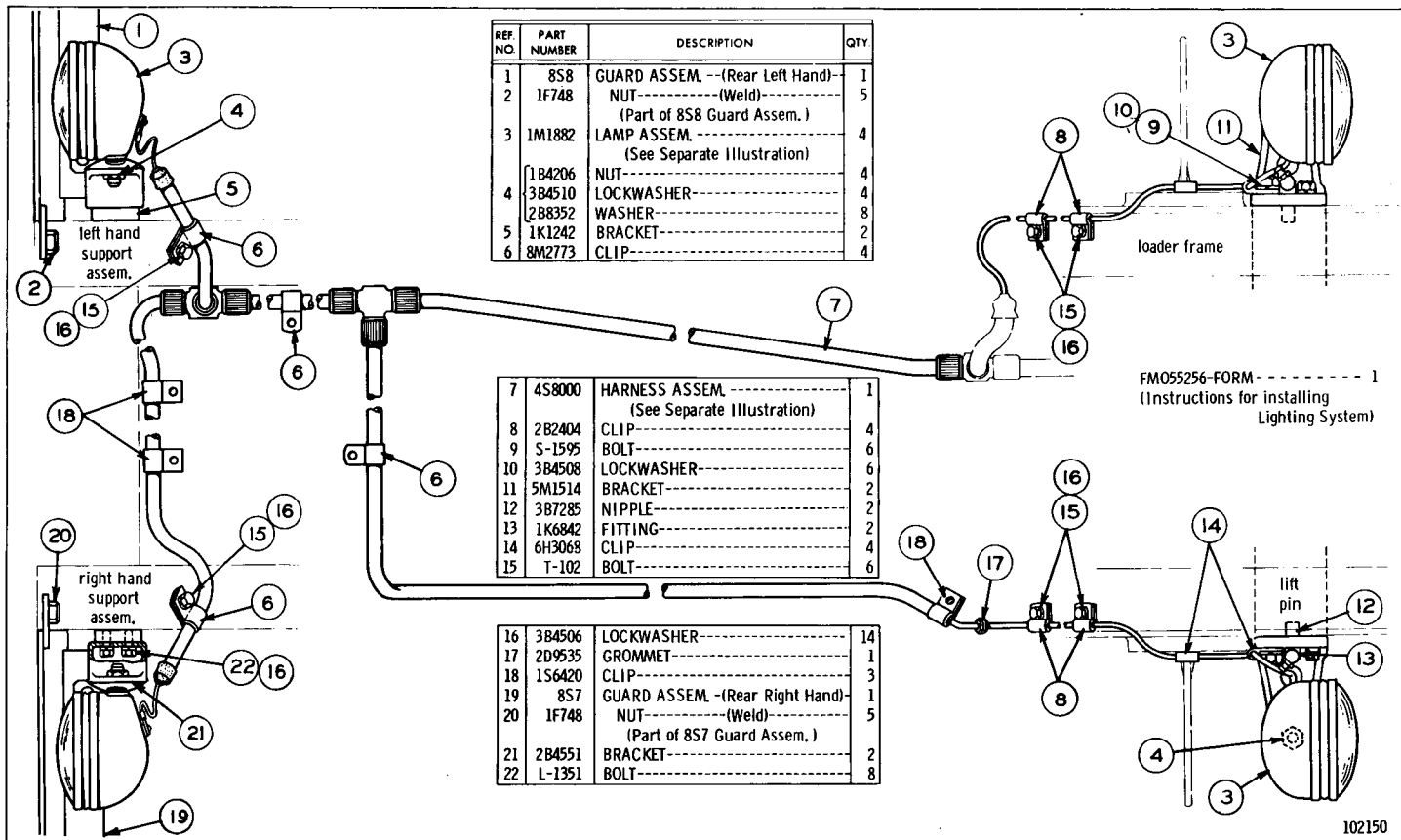
134827

2P4035 LIGHTING GROUP—24 Volt—4 Lamp
 FOR USE WITH 2P3445 MOUNTING GROUP
 2P4033 Harness, 1M1882 Lamp and 1P7191 Harness parts are shown on Pages 124C, 126, 126A & 126B



2P4033 WIRING HARNESS ASSEMBLY
Part of 2P4035 Lighting Group

8S467 LIGHTING SYSTEM GROUP--24 VOLT--4 LAMP
 1M1882 LAMP AND 4S8000 HARNESS PARTS ARE SHOWN ON PAGE 126

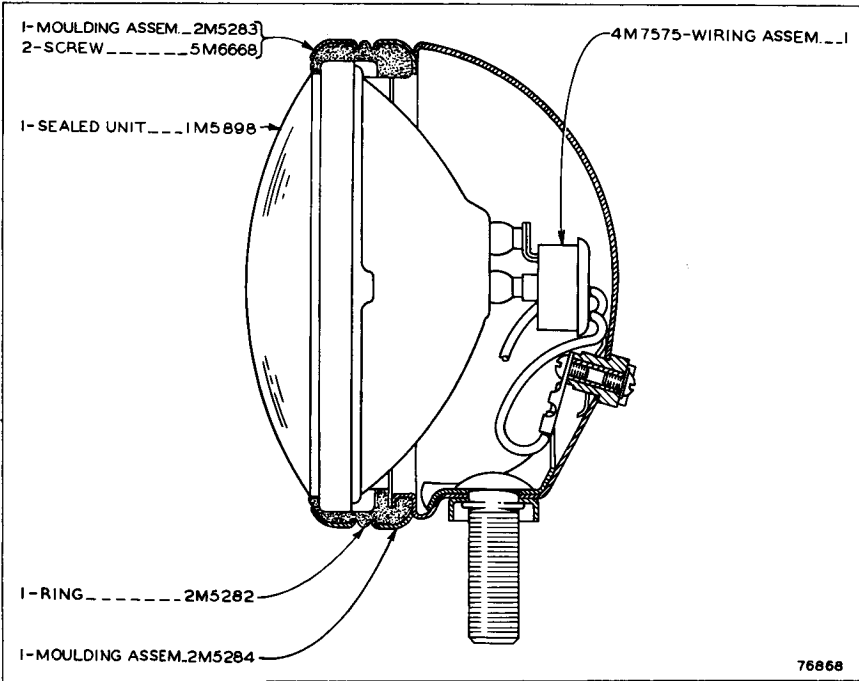


REF. NO	PART NUMBER	DESCRIPTION	QTY
1	8S8	GUARD ASSEM. --(Rear Left Hand)	1
2	1F748	NUT----- (Weld) (Part of 8S8 Guard Assem.)	5
3	1M1882	LAMP ASSEM. ----- (See Separate Illustration)	4
	1B4206	NUT-----	4
	3B4510	LOCKWASHER-----	4
	2B8352	WASHER-----	8
	1K1242	BRACKET-----	2
	8M2773	CLIP-----	4

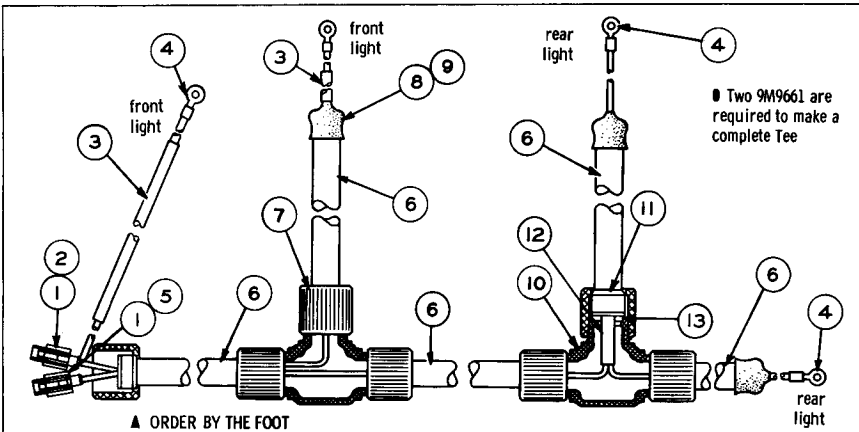
7	4S8000	HARNESS ASSEM. ----- (See Separate Illustration)	1
8	2B2404	CLIP-----	4
9	5-1595	BOLT-----	6
10	3B4508	LOCKWASHER-----	6
11	5M1514	BRACKET-----	2
12	3B7285	NIPPLE-----	2
13	1K6842	FITTING-----	2
14	6H3068	CLIP-----	4
15	T-102	BOLT-----	6

16	3B4506	LOCKWASHER-----	14
17	2D9535	GROMMET-----	1
18	1S6420	CLIP-----	3
19	8S7	GUARD ASSEM. --(Rear Right Hand)	1
20	1F748	NUT----- (Weld) (Part of 8S7 Guard Assem.)	5
21	2B4551	BRACKET-----	2
22	L-1351	BOLT-----	8

FM05256-FORM----- 1
 (Instructions for installing
 Lighting System)



1M1882 FLOOD LAMP ASSEMBLY—24 Volt—Type 1
 Part of 8S2988, 1P7210, 2P4035 and 8S467 Lighting Systems shown
 on Pages 124, 124A, 124B and 125



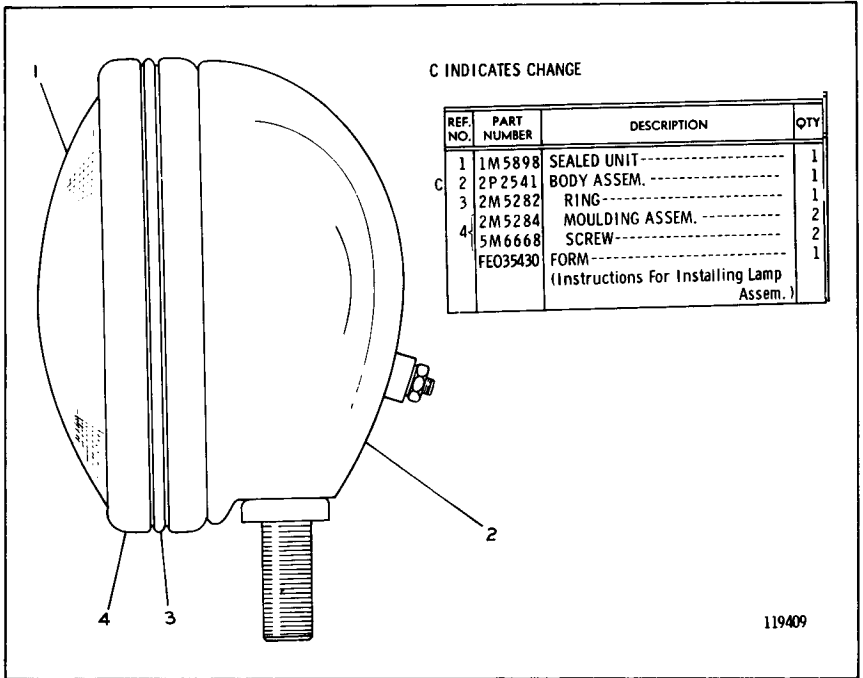
▲ ORDER BY THE FOOT

REF. NO.	PART NUMBER	DESCRIPTION	QTY.
1	3S8180	CONNECTOR-----	2
2	2S5016	TERMINAL-----	1
3	4A58767	TUBE----- (.25" O. D.)-----93"	1
4	2L8075	TERMINAL-----	4
5	2S5015	TERMINAL-----	1
6	4S8751	CONDUIT-(use as required)-15 feet	1
7	9M9662	NUT-----	7

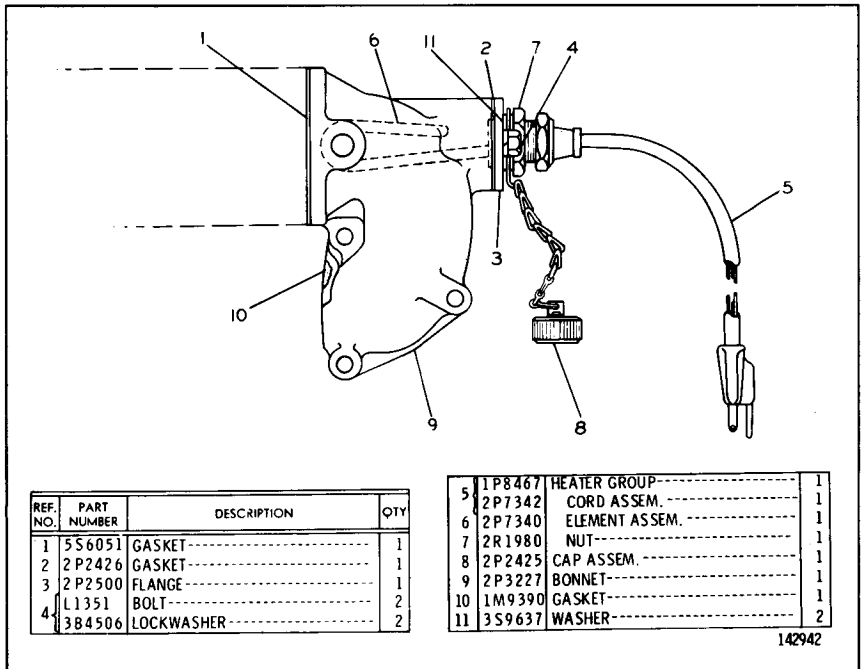
REF. NO.	PART NUMBER	DESCRIPTION	QTY.
8	1S2294	BOOT-----	3
9	1S6870	LINER-----	3
10	9M9661	TEE-----	4
11	8S5782	RING-----	7
12	2S1043	BUTT-----	1
13	8S5783	LINER-----	7

133327

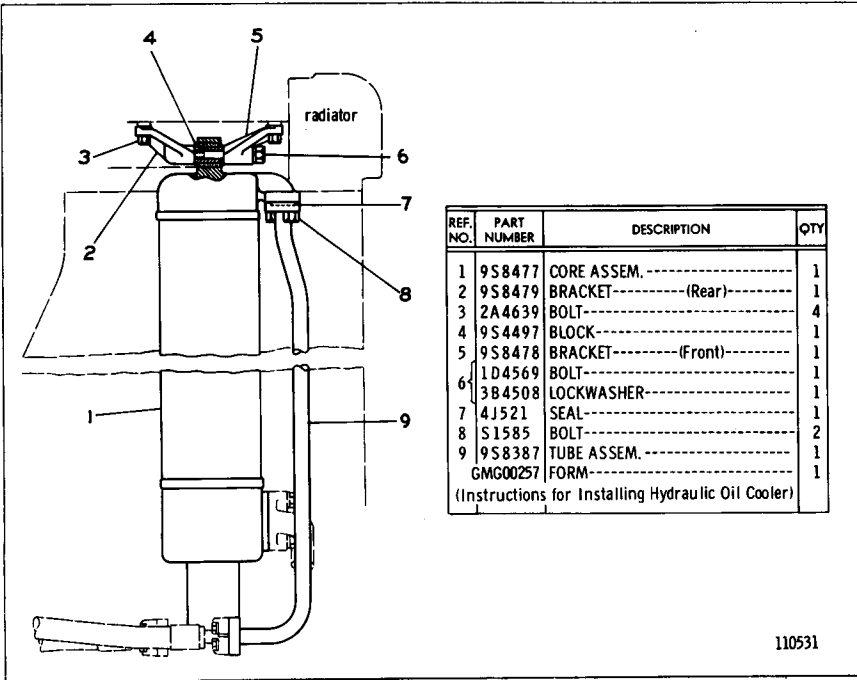
4S8000 WIRING HARNESS
 Part of 8S2988, 1P7210 and 8S467 Lighting Systems shown
 on Pages 124, 124A and 125



1M1882 FLOOD LAMP ASSEMBLY—24 Volt—Type 2
 Part of 8S2988, 1P7210, 2P4035 and 8S467 Lighting Systems
 shown on Pages 124, 124A, 124B & 125. Only separate parts serviced

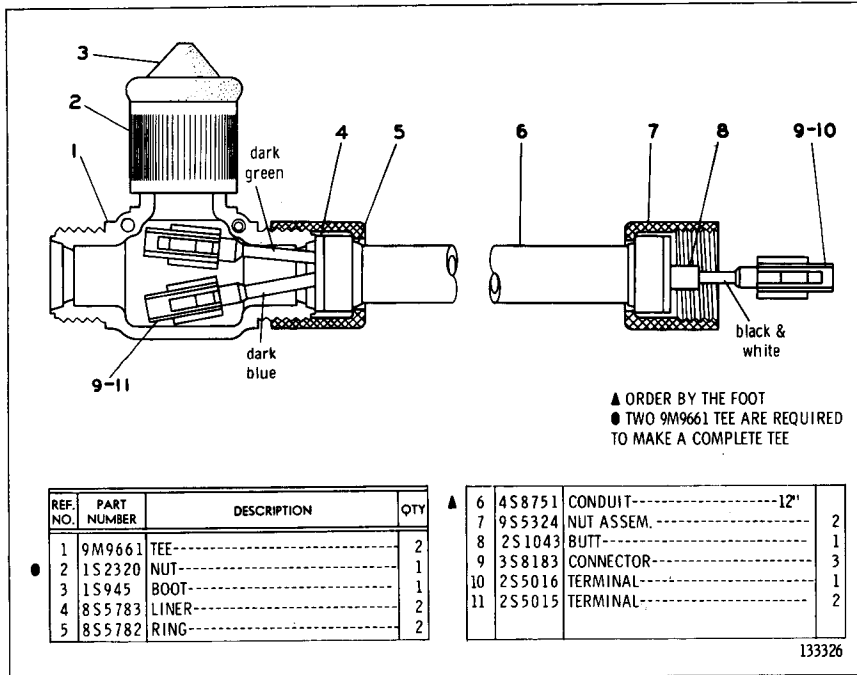


2P3226 JACKET WATER HEATER GROUP
 Serial No. 11K3220-Up



9S9298 HYDRAULIC OIL COOLER GROUP—Factory Installation
Serial No. 11K1 to 11K2560 inclusive

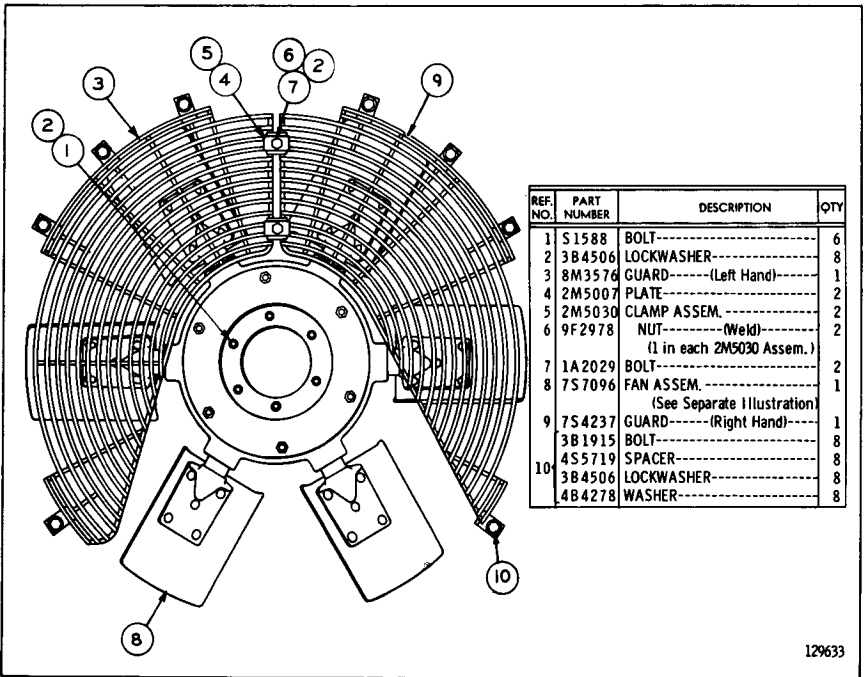
110531



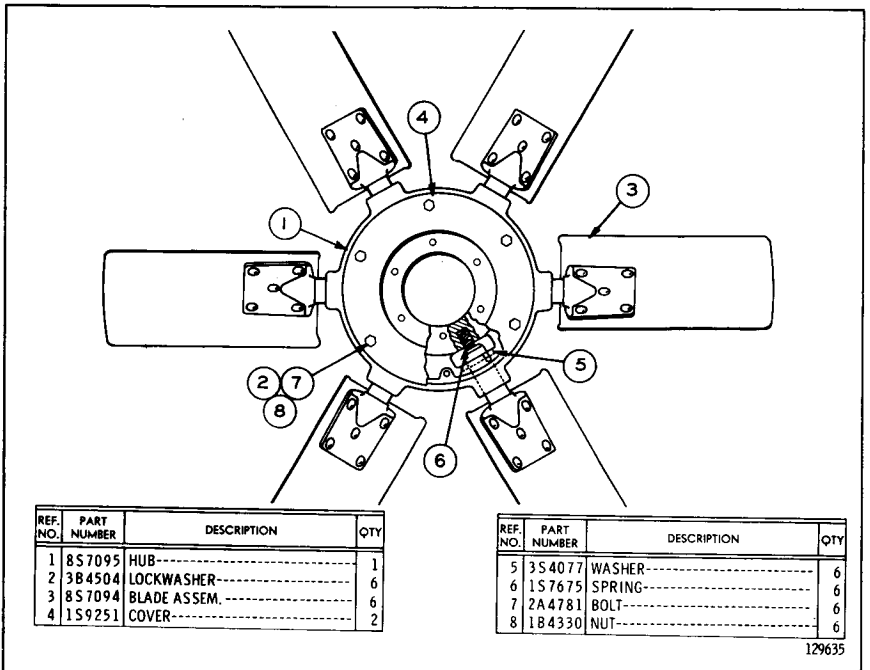
133326

1P7191 HARNESS ASSEMBLY—24 Volt
Serial No. 11K3220-Up

Part of 1P7210 and 2P4035 Lighting Systems shown on Pages 124A & 124B

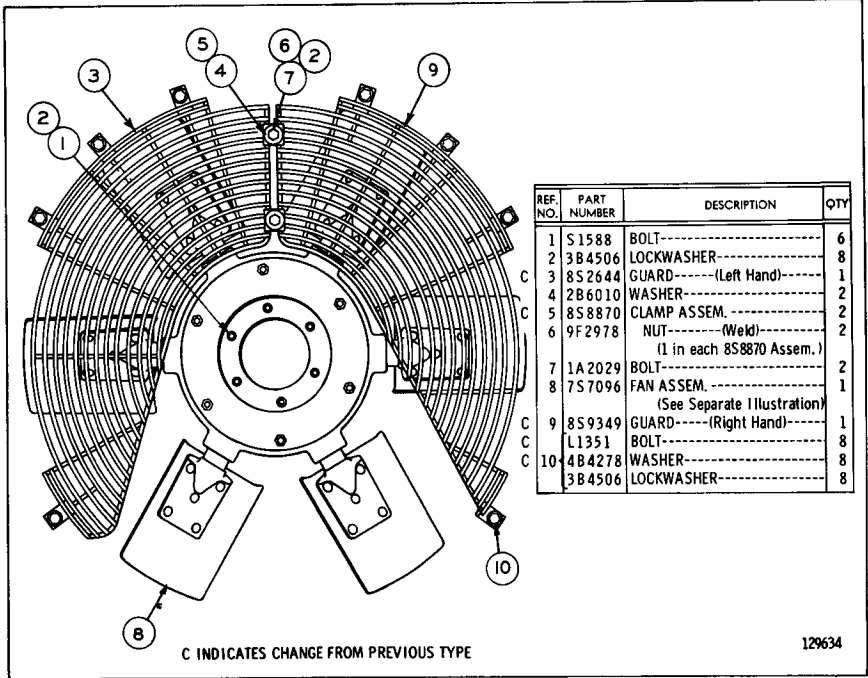


8S788 FAN AND GUARD GROUP—Reversible Blade—Type 1



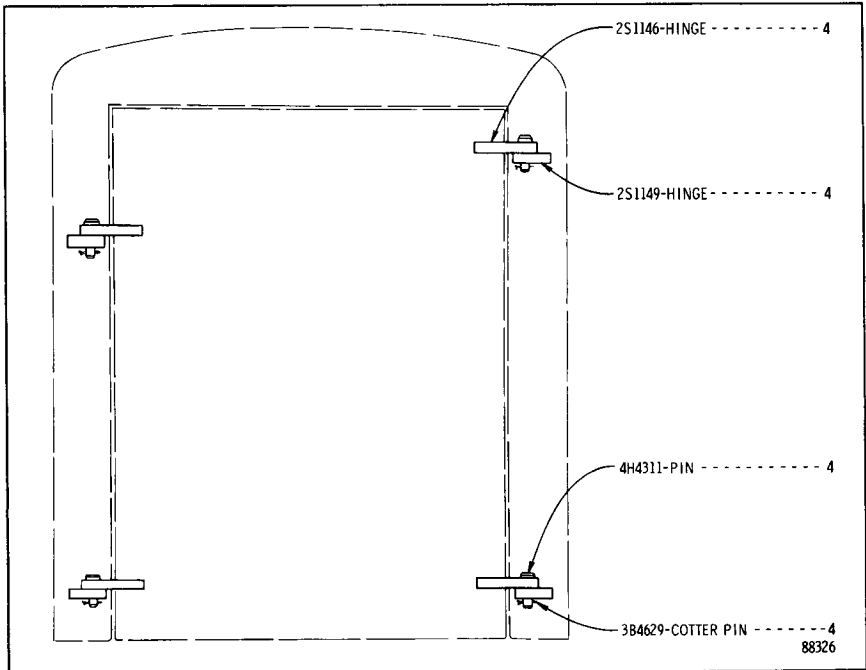
7S7096 FAN ASSEMBLY—Reversible Blade

Part of 8S788 Fan and Guard Group shown on Pages 126C & 127
 Only separate parts serviced. When complete Assembly is required
 order 1P8494 Reversible Fan Assembly



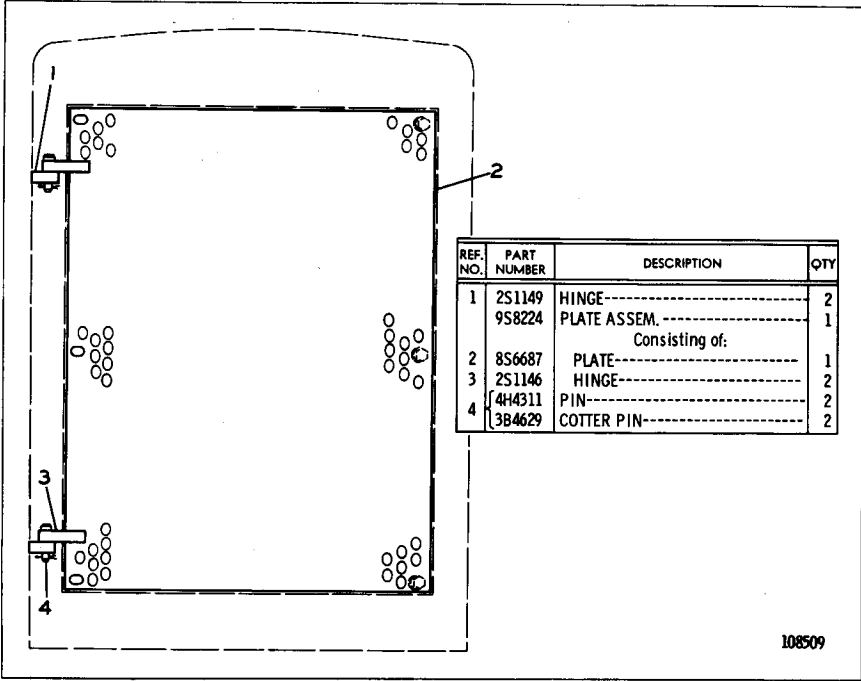
129634

8S788 FAN AND GUARD GROUP—Reversible Blade—Type 2

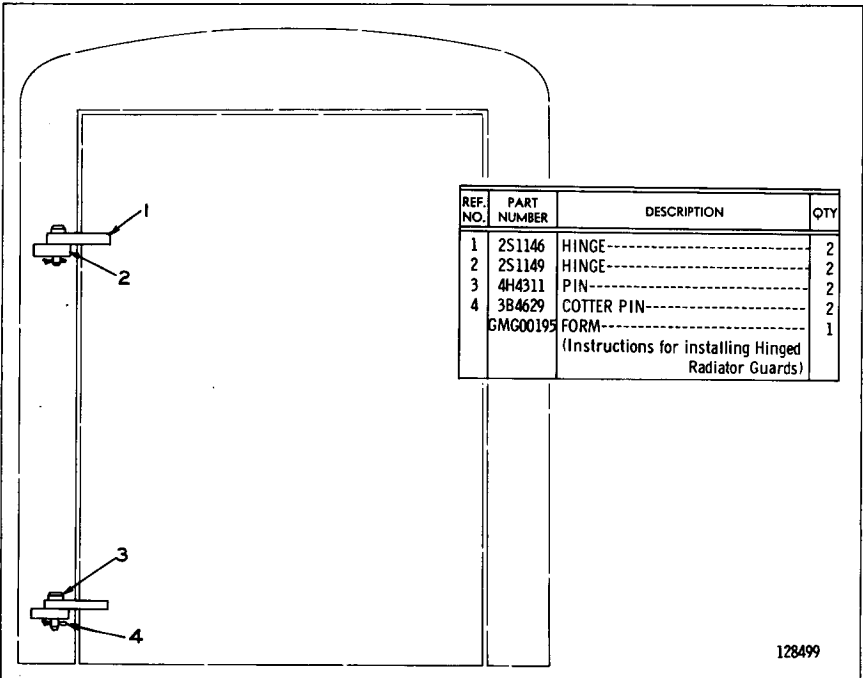


88326

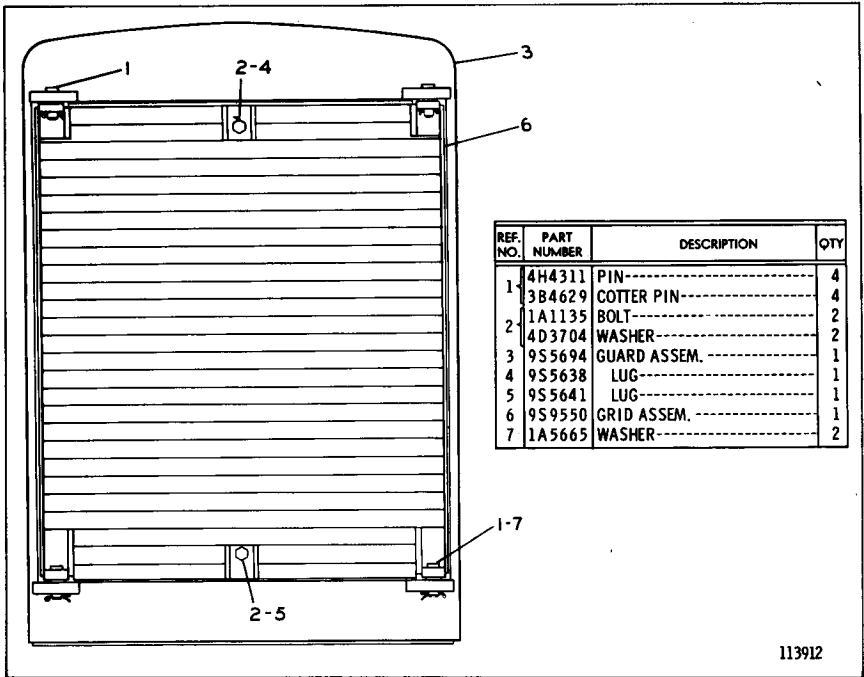
2S1163 RADIATOR GUARD HINGE GROUP



9S8225 RADIATOR HINGED PLATE GROUP—Factory Installation



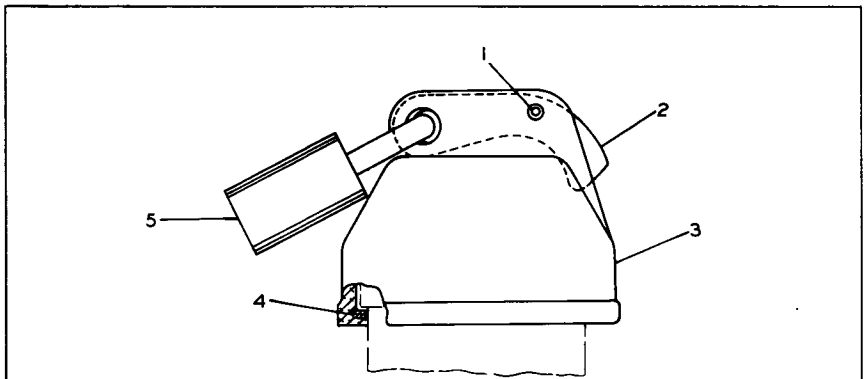
9S7870 RADIATOR GUARD HINGE GROUP—Field Installation



REF. NO.	PART NUMBER	DESCRIPTION	QTY
1	4H4311	PIN-----	4
	3B4629	COTTER PIN-----	4
2	1A1135	BOLT-----	2
	4D3704	WASHER-----	2
3	9S5694	GUARD ASSEM.-----	1
4	9S5638	LUG-----	1
5	9S5641	LUG-----	1
6	9S9550	GRID ASSEM.-----	1
7	1A5665	WASHER-----	2

113912

9S9549 RADIATOR GUARD GROUP



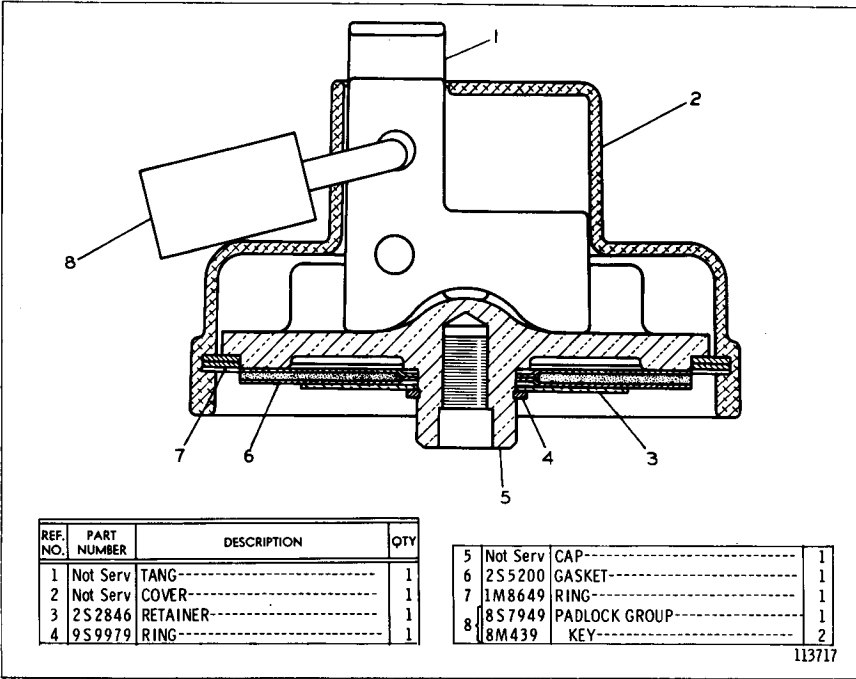
▲ Not Part of Protection Cover Group 5D1910

REF. NO.	PART NUMBER	DESCRIPTION	QTY
1	1L5072	DOWEL-----	1
2	9M7394	LEVER-----	1
3	5D1911	COVER-----	1
4	2J7761	RING-----	1

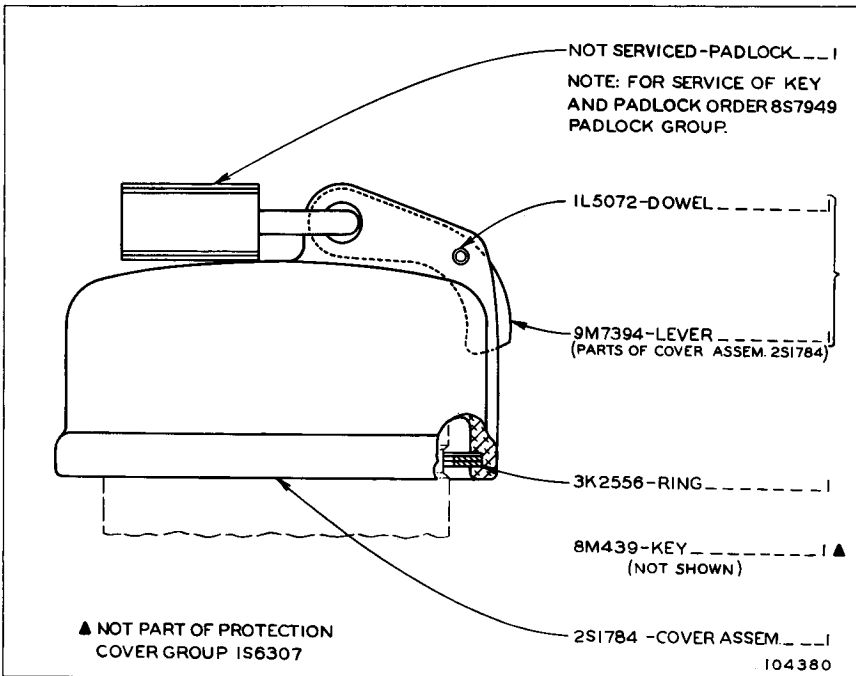
5	Not Serv	PADLOCK----- (For Service of Padlock & Key Order 8S7949 Padlock Group)	1
▲	8M439	KEY----- (NOT SHOWN)	2

113719

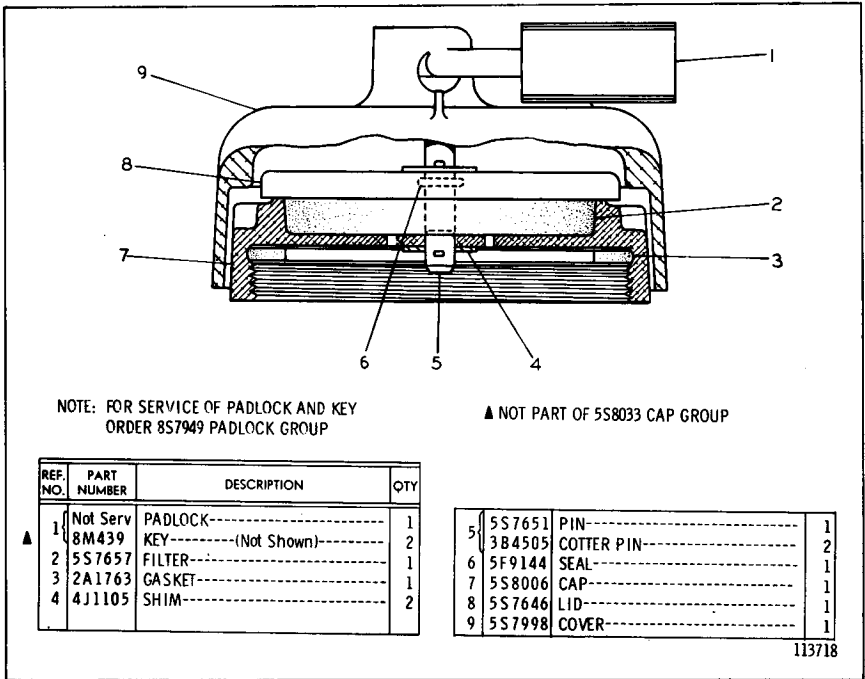
5D1910 PROTECTION COVER GROUP—Hydraulic Tank
Also part of 2P5300 Vandalism Protection Arrangement and 6J7041 Tank and Valve Group shown on Pages 128A, 180, 180D, 181C and 181G



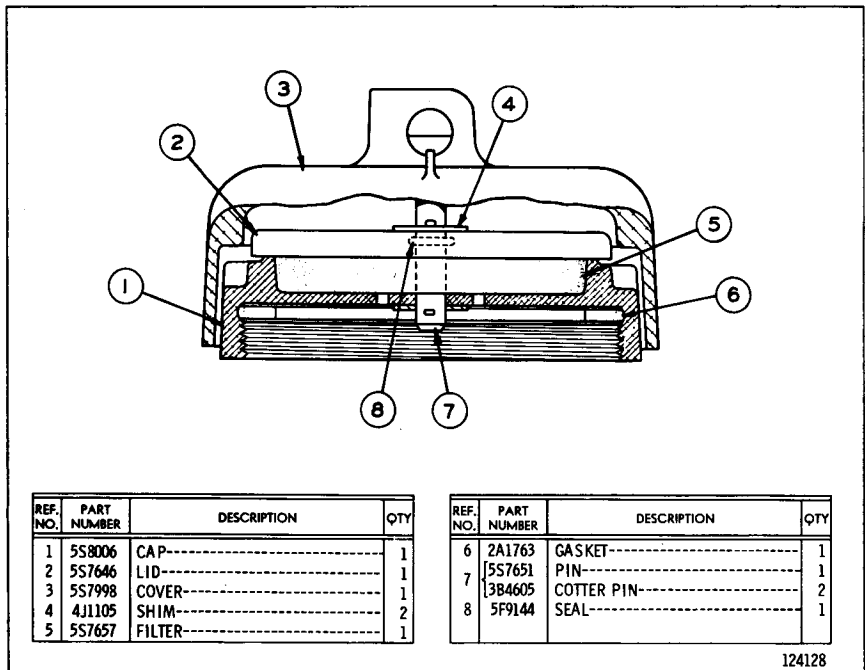
2S6096 PROTECTION COVER GROUP—Radiator Cap
 Serial No. 11K1 to 11K3219 inclusive



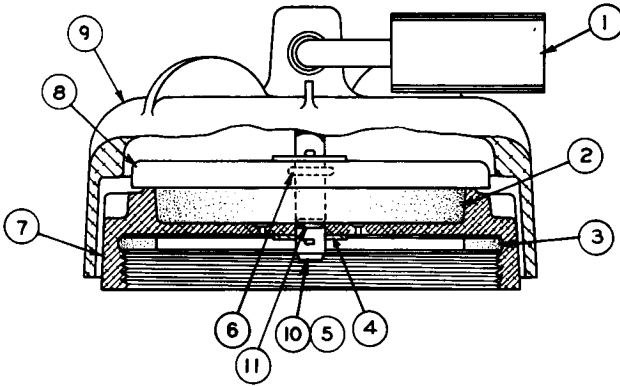
1S6307 PROTECTION COVER GROUP—Fuel Tank Cap
 Only separate parts serviced. When complete Group is required order 1P8678



5S8033 PROTECTION COVER GROUP—Fuel Tank Cap
Only separate parts serviced. When complete Group is required order 1P8678



9S1932 COVER GROUP—Type 1
Provides Field Replacement for 2S1784 Cover Assembly



NOTE: FOR SERVICE OF PADLOCK AND KEY
ORDER 8S7949 PADLOCK GROUP

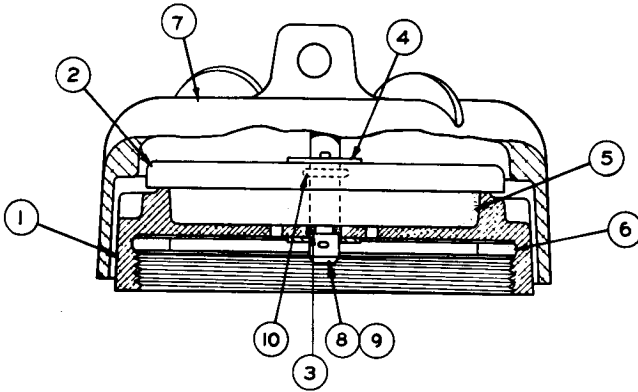
▲ NOT PART OF 1P8678 CAP GROUP

REF. NO.	PART NUMBER	DESCRIPTION	QTY
▲ 1	Not Serv	PADLOCK-----	1
	8M439	KEY----- (Not Shown)-----	2
2	5S7657	FILTER-----	1
3	2A1763	GASKET-----	1
4	4J1105	SHIM-----	2

5	3B4605	COTTER PIN-----	2
6	5F9144	SEAL-----	1
7	1P8680	CAP-----	1
8	5S7646	LID-----	1
9	1P8050	COVER ASSEM.-----	1
	1P8052	RETAINER-----	1
10	1P8679	PIN-----	1
11	8F9538	SEAL-----	1

111574

1P8678 PROTECTION COVER GROUP—Fuel Tank Cap
Also part of 2P5300 Vandalism Protection Arrangement



REF. NO.	PART NUMBER	DESCRIPTION	QTY
C 1	1P8680	CAP-----	1
	5S7646	LID-----	2
C 3	8F9538	SEAL-----	1
4	4J1105	SHIM-----	2
5	5S7657	FILTER-----	1

C 6	2A1763	GASKET-----	1
7	1P8050	COVER ASSEM.-----	1
	1P8052	RETAINER-----	1
8	1P8679	PIN-----	1
9	3B4605	COTTER PIN-----	2
10	5F9144	SEAL-----	1

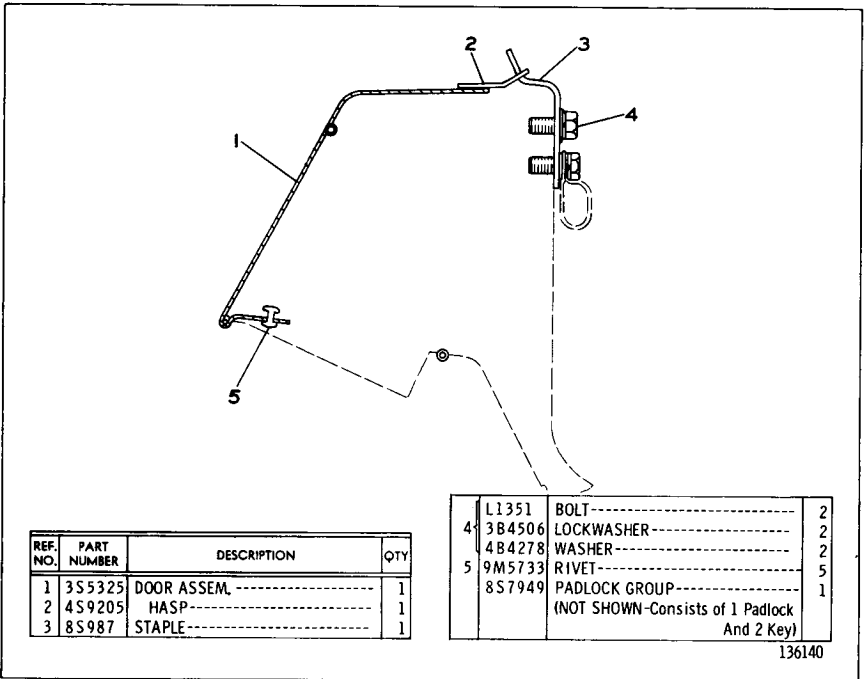
C INDICATES CHANGE

138952

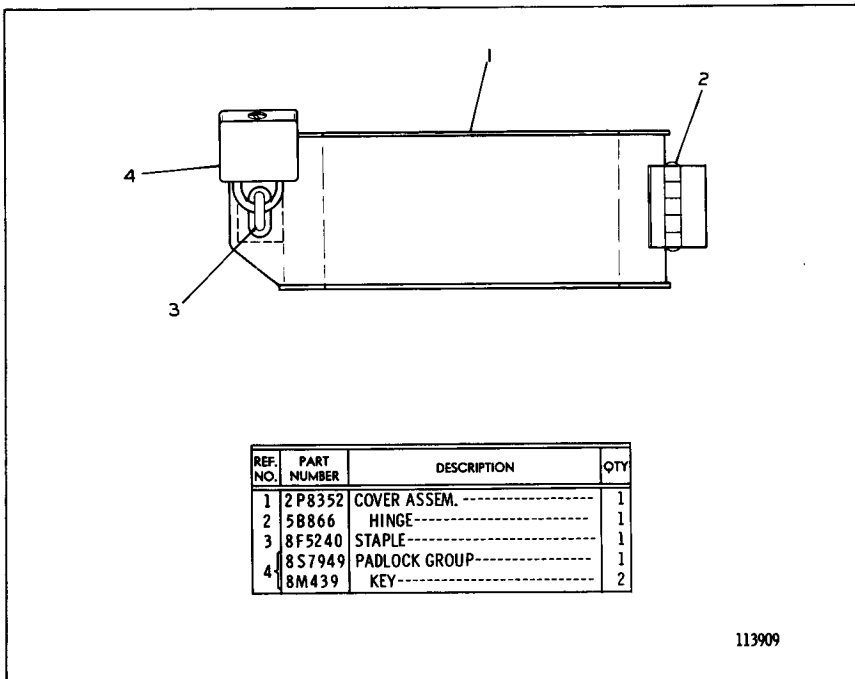
9S1932 COVER GROUP—Type 2
Provides Field Replacement for 2S1784 Cover Assembly

Consists of:			Page
1	5D1910	Protection Cover Group	127B
1	1P8678	Protection Cover Group	128
1	2P5287	Vandalism Guard Group	128A
1	2P7611	Protection Cover Group	129

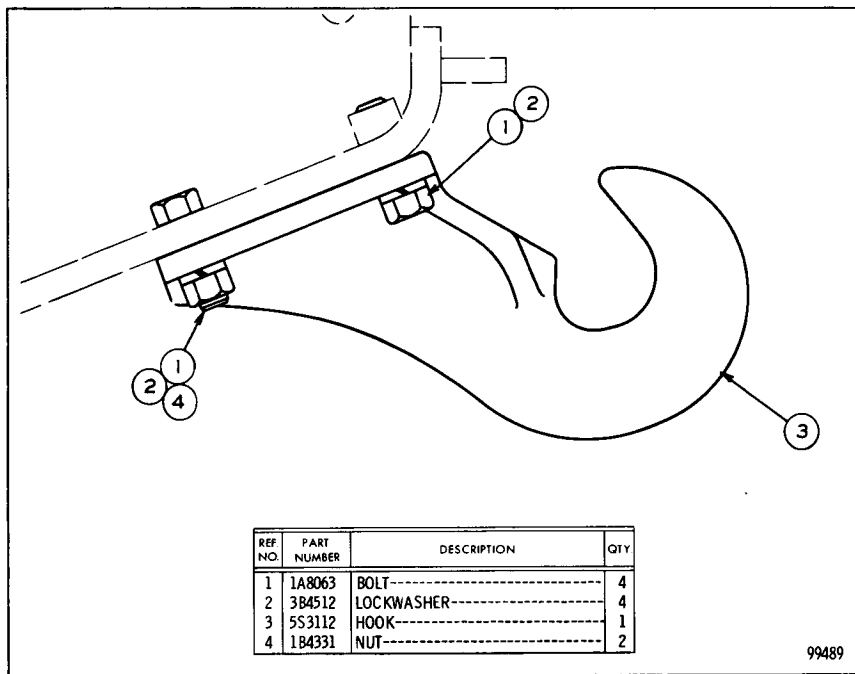
2P5300 VANDALISM PROTECTION ARRANGEMENT
Serial No. 11K3774—Up



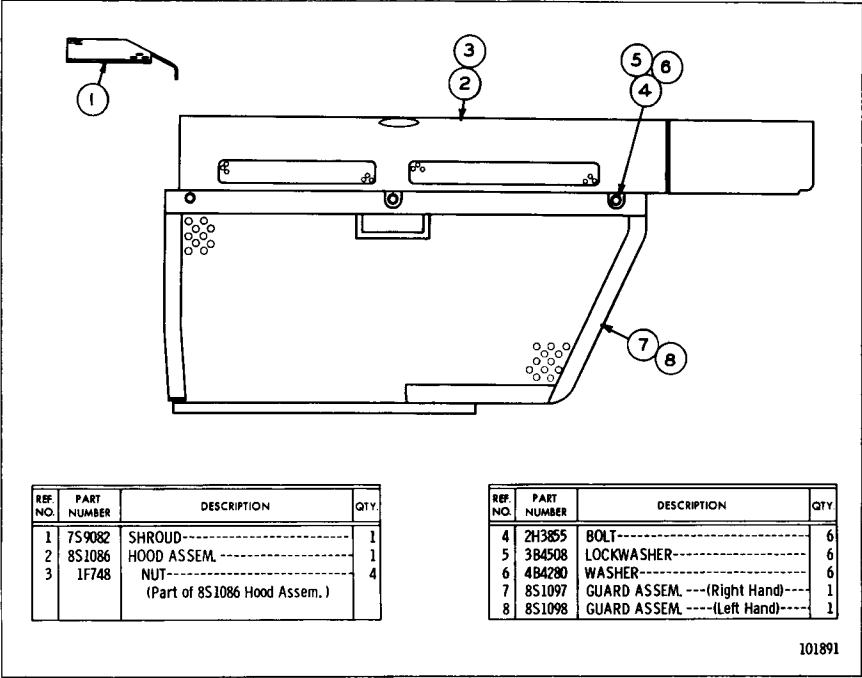
2P5287 VANDALISM GUARD GROUP
Also part of 2P5300 Vandalism Protection Arrangement



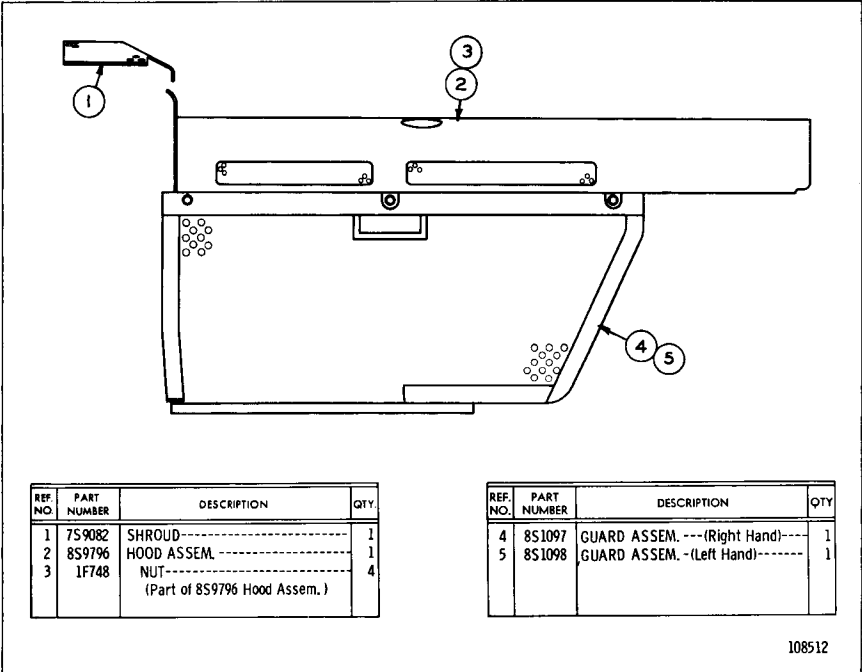
2P7611 PROTECTION COVER GROUP
 Part of 2P5300 Vandalism Protection Arrangement listed on Page 128A



4S8076 FRONT PULL HOOK GROUP



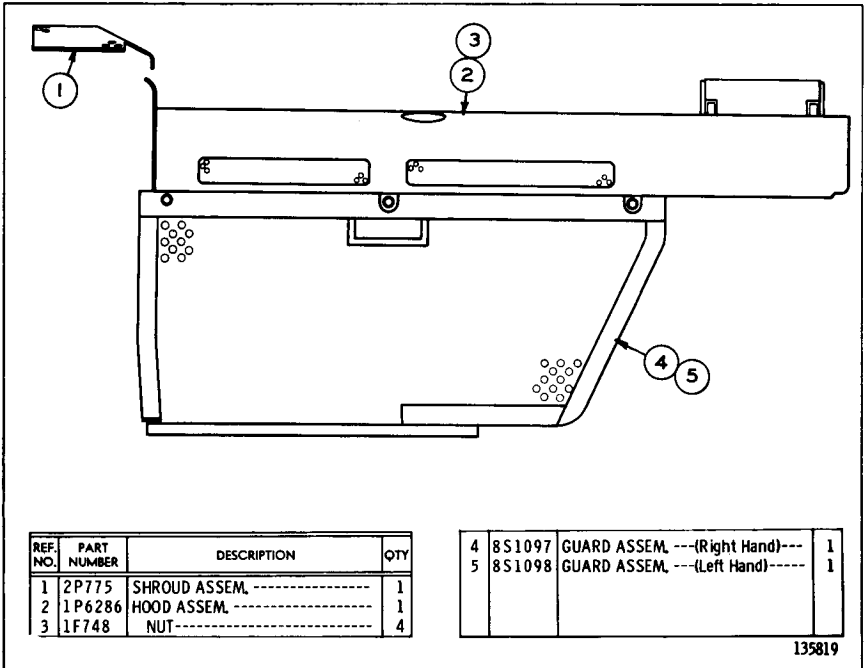
8S1712 HOOD AND GUARD GROUP
 Serial No. 11K1 to 11K942 inclusive
 FOR USE IN LANDFILL OPERATIONS



8S9797 HOOD AND GUARD GROUP
 Effective with Serial No. 11K943
 FOR USE IN LANDFILL OPERATIONS

Consists of:			Page
1	2P4609	Muffler Group	130-2
1	2P4937	Pre-Screener Group	130-2
1	2P4610	Exhaust Elbow	
1	5S5077	Coupling-Turbine to Exhaust Elbow	
1	5L8855	Ring	
1	2P4830	Collar	

2P4859 NOISE SUPPRESSION ARRANGEMENT
FACTORY INSTALLATION



135819

8S9797 HOOD AND GUARD GROUP--Type 2
Serial No. 11K943-Up
FOR USE IN LANDFILL OPERATIONS

CONSISTS OF:

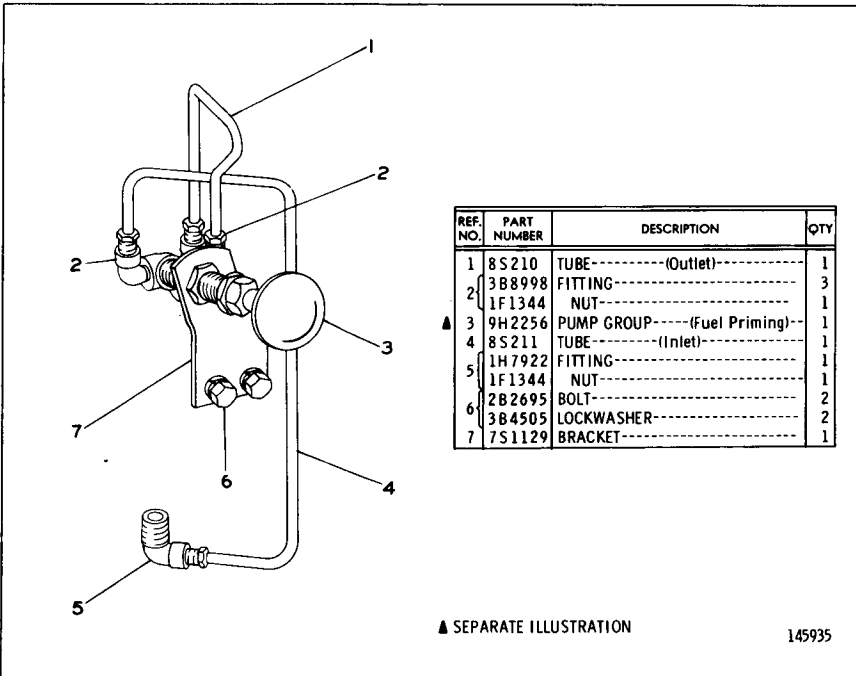
PAGE

- 1 4N5927 REFRIGERANT COMPRESSOR GROUP.....130-1B
- 1 7S1251 FUEL PRIMING PUMP GROUP.....130-1A
- 6 3B4506 LOCKWASHER--ADAPTER TO PULLEY
- 6 1D4717 NUT--ADAPTER TO PULLEY
- 1 4N6014 PULLEY ASSEMBLY--COMPRESSOR DRIVE

CONSISTING OF:

- 6 3M496 STUD
- 1 1P1370 ADAPTER--FAN DRIVE

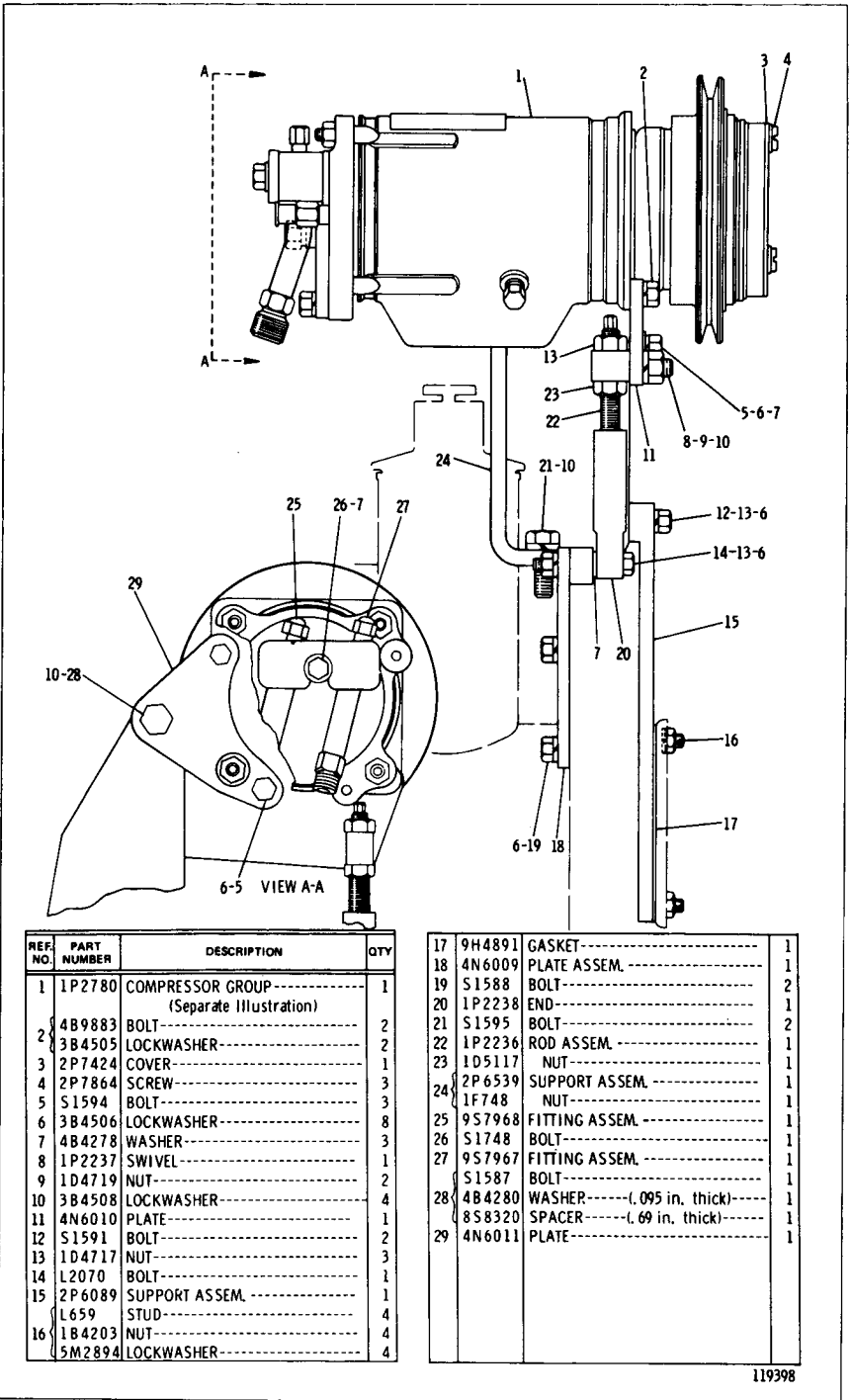
4N5130 REFRIGERANT COMPRESSOR ARRANGEMENT—Factory Installation



▲ SEPARATE ILLUSTRATION

145935

7S1251 FUEL PRIMING PUMP GROUP
 Part of 4N5130 Refrigerant Compressor Arrangement
 9H2256 Pump parts are shown on Page 35B

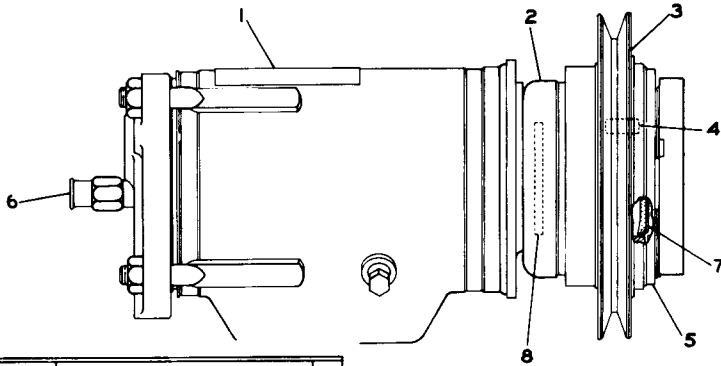


REF. NO.	PART NUMBER	DESCRIPTION	QTY
1	1P2780	COMPRESSOR GROUP----- (Separate Illustration)	1
2	4B9883	BOLT-----	2
	3B4505	LOCKWASHER-----	2
3	2P7424	COVER-----	1
4	2P7864	SCREW-----	3
5	S1594	BOLT-----	3
6	3B4506	LOCKWASHER-----	8
7	4B4278	WASHER-----	3
8	1P2237	SWIVEL-----	1
9	1D4719	NUT-----	2
10	3B4508	LOCKWASHER-----	4
11	4N6010	PLATE-----	1
12	S1591	BOLT-----	2
13	1D4717	NUT-----	3
14	L2070	BOLT-----	1
15	2P6089	SUPPORT ASSEM.-----	1
	L659	STUD-----	4
16	1B4203	NUT-----	4
	5M2894	LOCKWASHER-----	4

17	9H4891	GASKET-----	1
18	4N6009	PLATE ASSEM.-----	1
19	S1588	BOLT-----	2
20	1P2238	END-----	1
21	S1595	BOLT-----	2
22	1P2236	ROD ASSEM.-----	1
23	1D5117	NUT-----	1
24	2P6539	SUPPORT ASSEM.-----	1
	1F748	NUT-----	1
25	9S7968	FITTING ASSEM.-----	1
26	S1748	BOLT-----	1
27	9S7967	FITTING ASSEM.-----	1
	S1587	BOLT-----	1
28	4B4280	WASHER----- (.095 in. thick)	1
	8S8320	SPACER----- (.69 in. thick)	1
29	4N6011	PLATE-----	1

119398

4N5927 REFRIGERANT COMPRESSOR GROUP
 Part of 4N5130 Refrigerant Compressor Arrangement listed on Page 130-1a
 1P2780 Compressor parts are shown on Page 130-1c



REF. NO.	PART NUMBER	DESCRIPTION	QTY
1	1P6416	COMPRESSOR GROUP-----	1
2	4N9269	COIL KIT----- (Consists of Coil Assem. & Gasket)	1
3	4N5417	PULLEY KIT----- (Consists of Pulley Assem., Shield Assem., Gasket & Seal)	1
4	4N5416	BEARING KIT----- (Consists of Bearing, Shield Assem. Seal & Gasket)	1

C INDICATES CHANGE

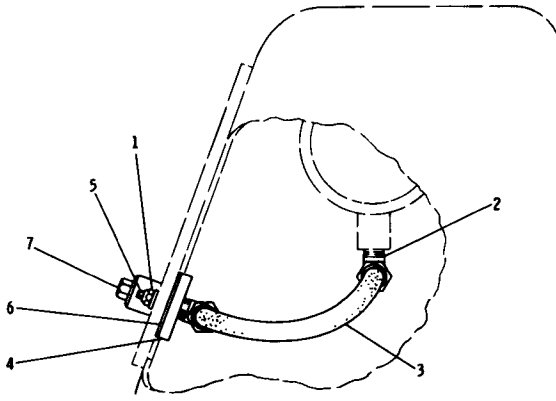
5	1P6361	DRIVE ASSEM.-----	1
6	1P6355	VALVE ASSEM.-----	1
7	4N5418	SEAL KIT----- (Consists of Shield Assem., Seal & Gasket)	1
8	1P6357	SEAL KIT-----	1

▲ REPAIR KITS ARE AVAILABLE

150160

1P2780 REFRIGERANT COMPRESSOR GROUP

Part of 4N5927 Refrigerant Compressor Group shown on Page 130-1b



REF. NO.	PART NUMBER	DESCRIPTION	QTY
1	2K4973	LOCKNUT-----	2
2	5L5840	WASHER-----	2
3	32143	ELBOW-----	2
4	7D6105	HOSE ASSEM. --(15.30 in. long)---	1
5	3P7541	FITTING ASSEM.-----	1
6	S698	STUD-----	2
7	7F7590	GASKET-----	1

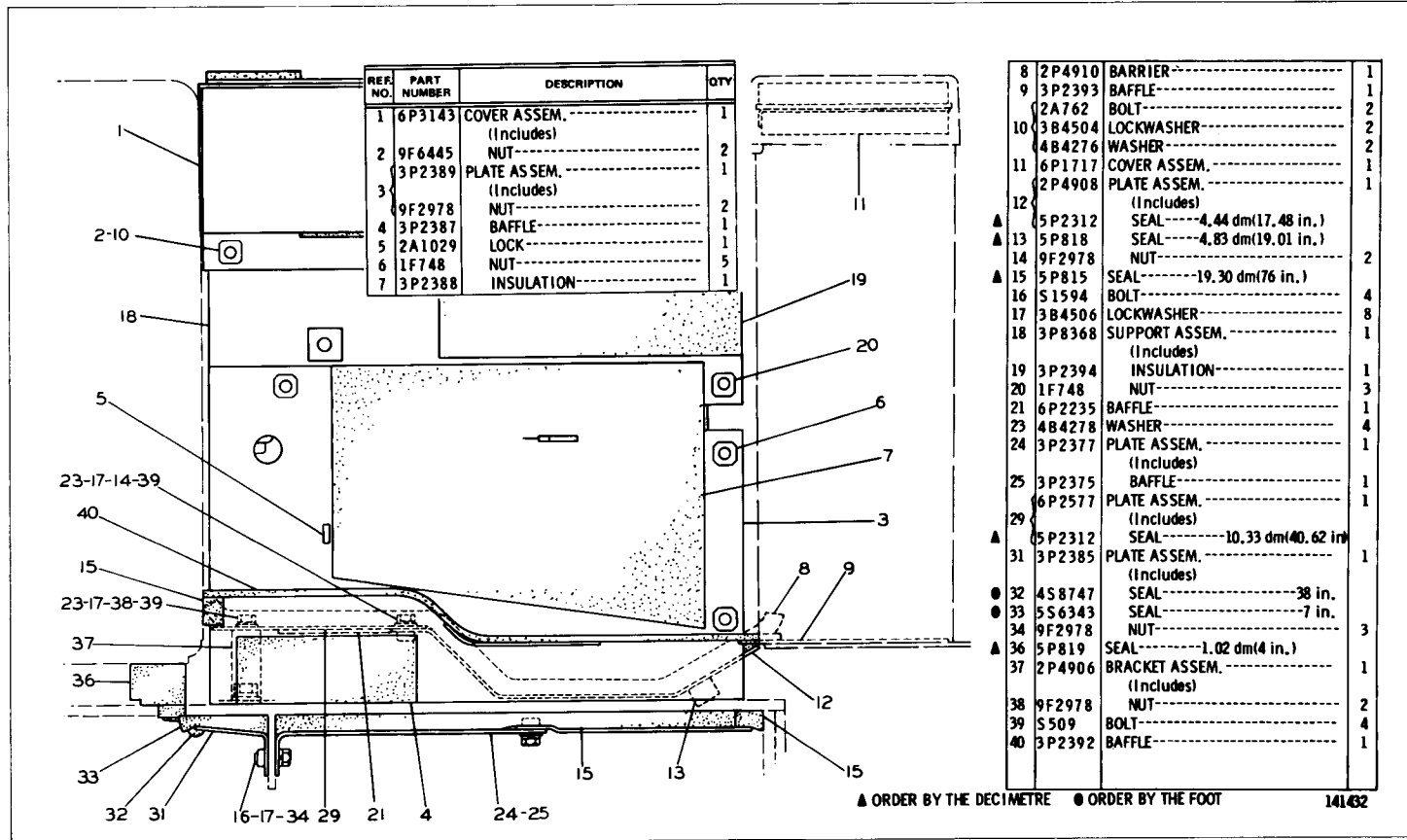
7	9S4182	PLUG-----	1
	3J7354	SEAL-----	1
	GEG02360	FORM-----	1

119384

3P7542 HYDRAULIC FILTER DRAIN GROUP—Field Installation
FOR USE WITH ENCLOSED ROLL-OVER PROTECTIVE STRUCTURE

		PAGE
CONSISTS OF:		
1	2P4867	FLOOR PLATE GROUP..... 130-1H
1	3P2655	SUPPORT & SEAT GROUP..... 130-1E
2	3B4506	LOCKWASHER--3/8" --STRIP & BARRIER TO FIREWALL
1	5B7267	CORK--TO TRANSMISSION CONTROL CONSOLE
2	2P4896	STRIP--TO FIREWALL
1	2P4897	BARRIER--TO FIREWALL
1	3P7973	COVER ASSEMBLY--TO INSTRUMENT PANEL
		CONSISTS OF:
	1	8S971 COVER
	● 8 DM.	5P814 SEAL
1	3P8274	FUEL TANK ASSEMBLY
		CONSISTING OF:
	1	3P3533 COVER
	1	2P1533 TANK ASSEMBLY
		CONSISTING OF:
	1	3P3533 COVER
	1	2P1533 TANK ASSEMBLY
		CONSISTING OF:
	1	8H3496 FITTING
	1	1L5784 FITTING
	1	7M5007 FITTING
1	3P9728	GRAB IRON--HYDRAULIC CONSOLE TO FLOORPLATE
1	3P9733	GUARD ASSEMBLY--TRANSMISSION CONSOLE TO BATTERY BOX
2	S1594	BOLT--STRIP & BARRIER TO FIREWALL

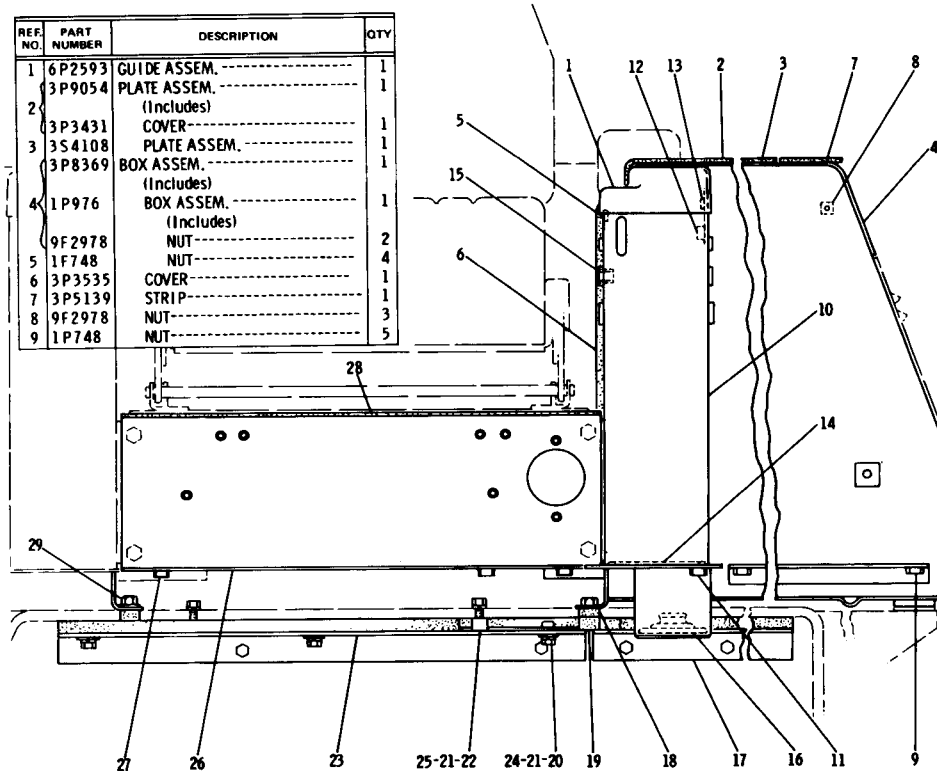
● ORDER BY THE DECIMETRE



3P2655 SUPPORT AND SEAT GROUP—Part 1
Part of 3P6148 Sound Suppression Installation Arrangement listed on Page 130-1d

3P2655 SUPPORT AND SEAT GROUP—Part 2
 Part of 3P6148 Sound Suppression Installation Arrangement listed on Page 130-1d

REF. NO.	PART NUMBER	DESCRIPTION	QTY
1	6P2593	GUIDE ASSEM.-----	1
	3P9054	PLATE ASSEM.-----	1
2		(Includes)	
	3P3431	COVER-----	1
	3S4108	PLATE ASSEM.-----	1
3	3P8369	BOX ASSEM.-----	1
		(Includes)	
4	1P976	BOX ASSEM.-----	1
		(Includes)	
	9F2978	NUT-----	2
	1F748	NUT-----	4
5	3P3535	COVER-----	1
6	3P5139	STRIP-----	1
7	3P5139	STRIP-----	3
8	9F2978	NUT-----	3
9	1P748	NUT-----	5

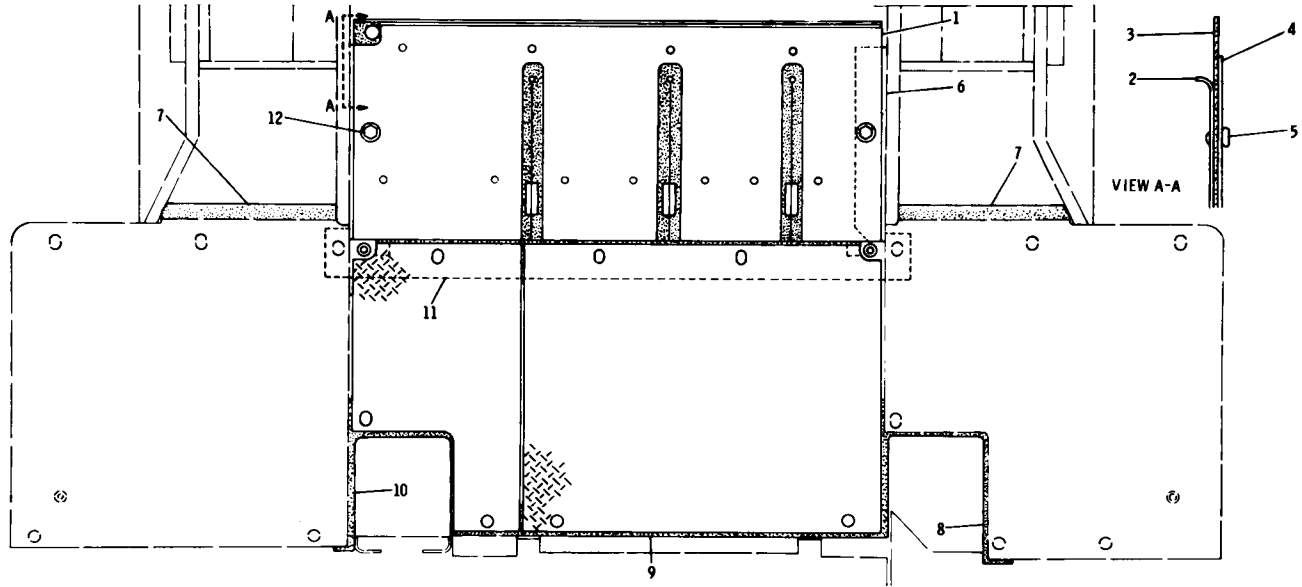


10	6P267	GUARD ASSEM.-----	1
		(Includes)	
	3P5178	GUARD ASSEM.-----	1
		(Includes)	
11	1F748	NUT-----	10
12	9F2978	NUT-----	3
13	9F6445	NUT-----	4
14	3P2390	BAFFLE-----	1
15	5H1592	BEARING-----	2
	5M1284	RING-----	1
16	5M1283	BOOT-----	1
	3P2383	PLATE ASSEM.-----	1
		(Includes)	
17	3P2381	BAFFLE-----	1
18	5P810	SEAL-----7.87 dm(31 in.)	
19	5P812	SEAL-----8.38 dm(33 in.)	
20	L1351	BOLT-----	3
	4B4278	WASHER-----	3
21	3B4506	LOCKWASHER-----	5
22	S1594	BOLT-----	2
	3P2380	PLATE ASSEM.-----	1
		(Includes)	
23	3P2378	BAFFLE-----	1
24	9F2978	NUT-----	3
25	155304	WLG-----	2
	6P2574	PLATE ASSEM.-----	1
		(Includes)	
26	9F2978	NUT-----	8
	1F748	NUT-----	3
27	5P798	SEAL-----6.32 dm(24.88 in.)	
28	7B3235	BOLT-----	4
29	4B4280	WASHER-----	2

▲ ORDER BY THE DECIMETRE

147370

2P4867 FLOORPLATE GROUP
 Part of 3P6148 Sound Suppression Installation Arrangement listed on Page 130-1d

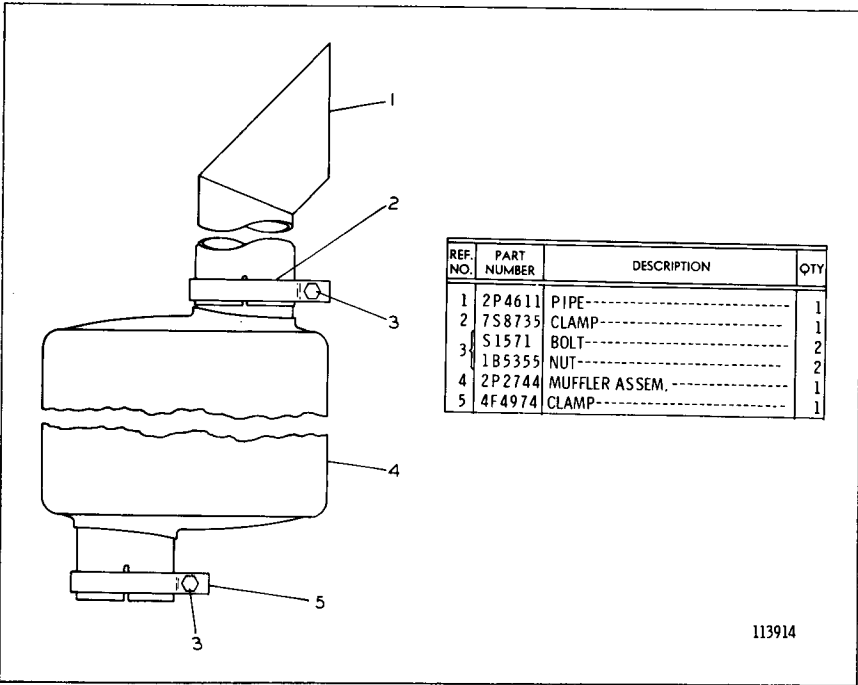


REF. NO.	PART NUMBER	DESCRIPTION	QTY
1	6P2570	PLATE ASSEM. (Includes)	1
2	2P8113	PLATE	1
3	2P4840	PAD	1
4	6P2571	PLATE	1
5	9M5732	RIVET	11

2	2P8110	ANGLE ASSEM. (Includes)	2
6	1F748	NUT	4
7	7S625	SEAL	20 in.
8	2P4843	BAFFLE	1
9	2P5005	BAFFLE	1
10	2P4842	BAFFLE	1
11	2P4844	BAFFLE	1

2	51595	BOLT	2
12	3B4508	LOCKWASHER	2
4	4B4280	WASHER	2

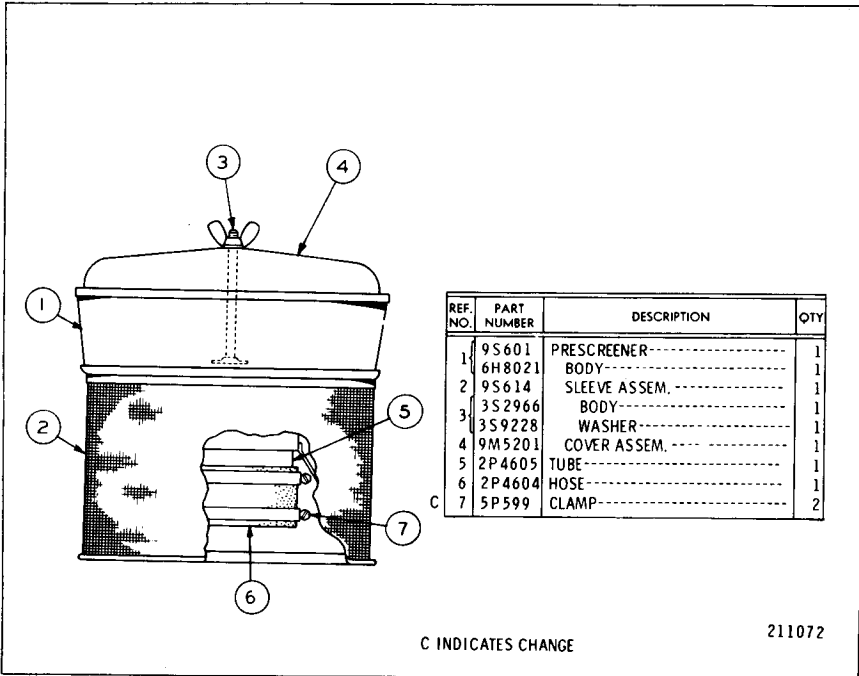
117088



113914

2P4609 MUFFLER GROUP
 Serial No. 11K3220-Up

Part of 2P4859 Noise Suppression Arrangement listed on Page 130-1



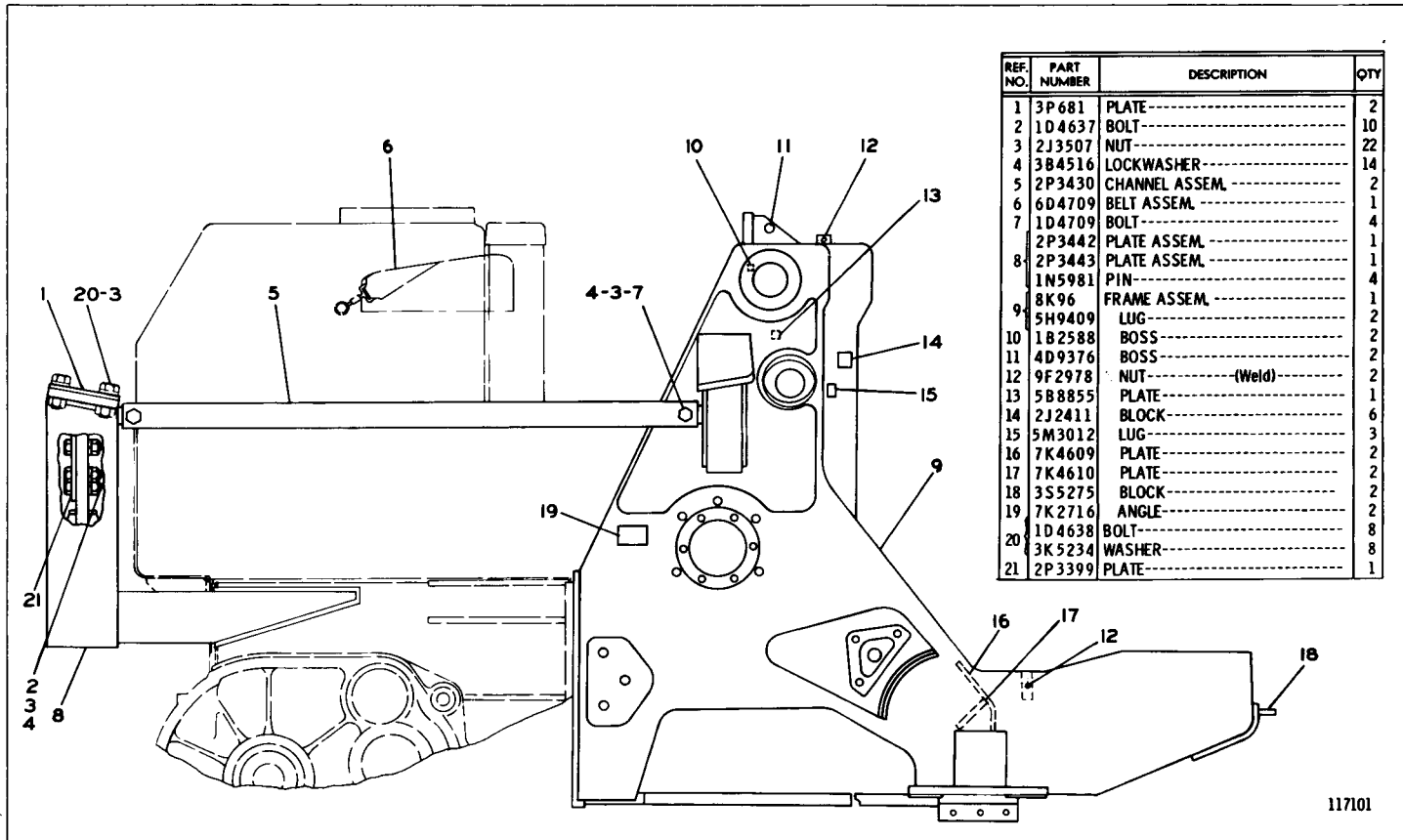
C INDICATES CHANGE

211072

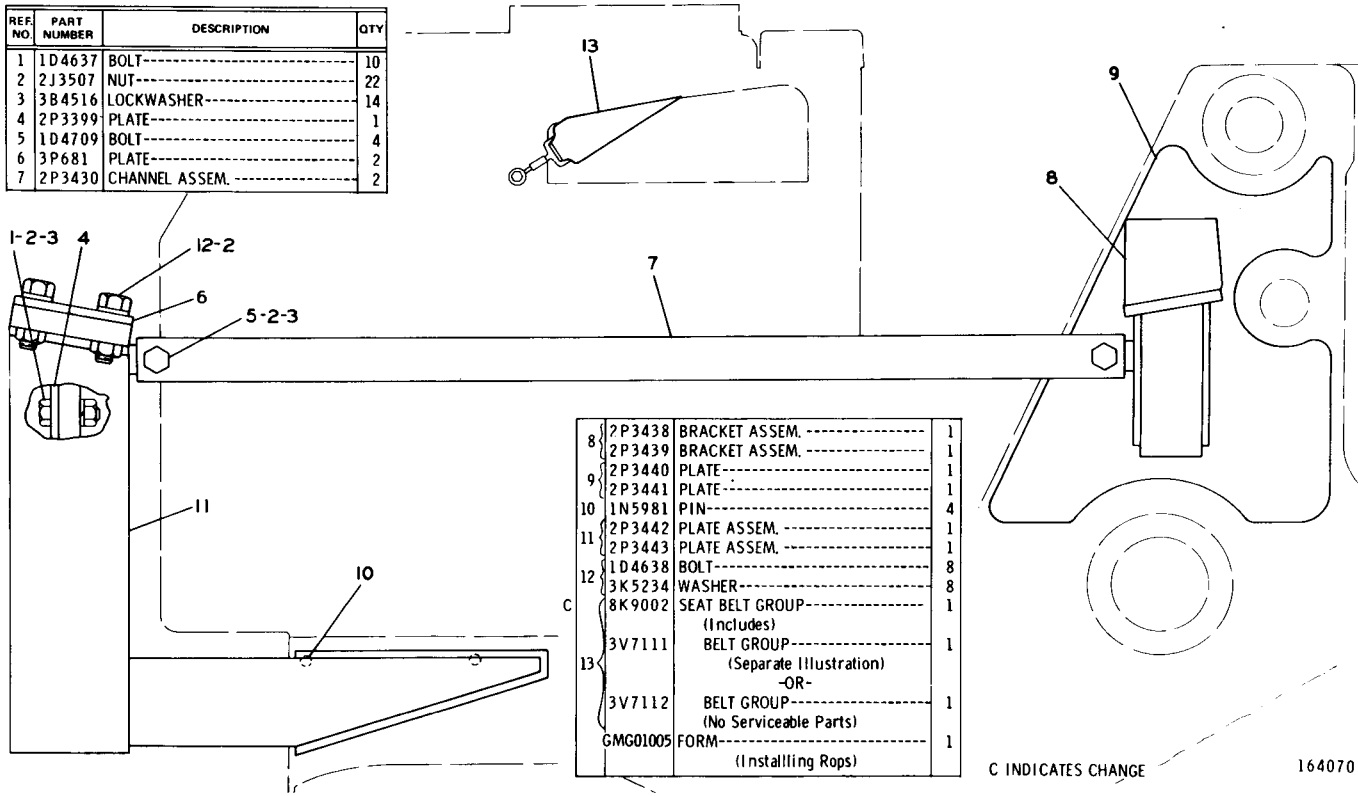
2P4937 PRE-SCREENER GROUP
 Serial No. 11K3220-Up

Part of 2P4859 Noise Suppression Arrangement listed on Page 130-1

2P3445 MOUNTING GROUP
FOR USE WITH OTHER THAN CATERPILLAR BUILT ROLL-OVER PROTECTIVE STRUCTURE



REF. NO.	PART NUMBER	DESCRIPTION	QTY
1	1D4637	BOLT-----	10
2	2J3507	NUT-----	22
3	3B4516	LOCKWASHER-----	14
4	2P3399	PLATE-----	1
5	1D4709	BOLT-----	4
6	3P681	PLATE-----	2
7	2P3430	CHANNEL ASSEM.-----	2



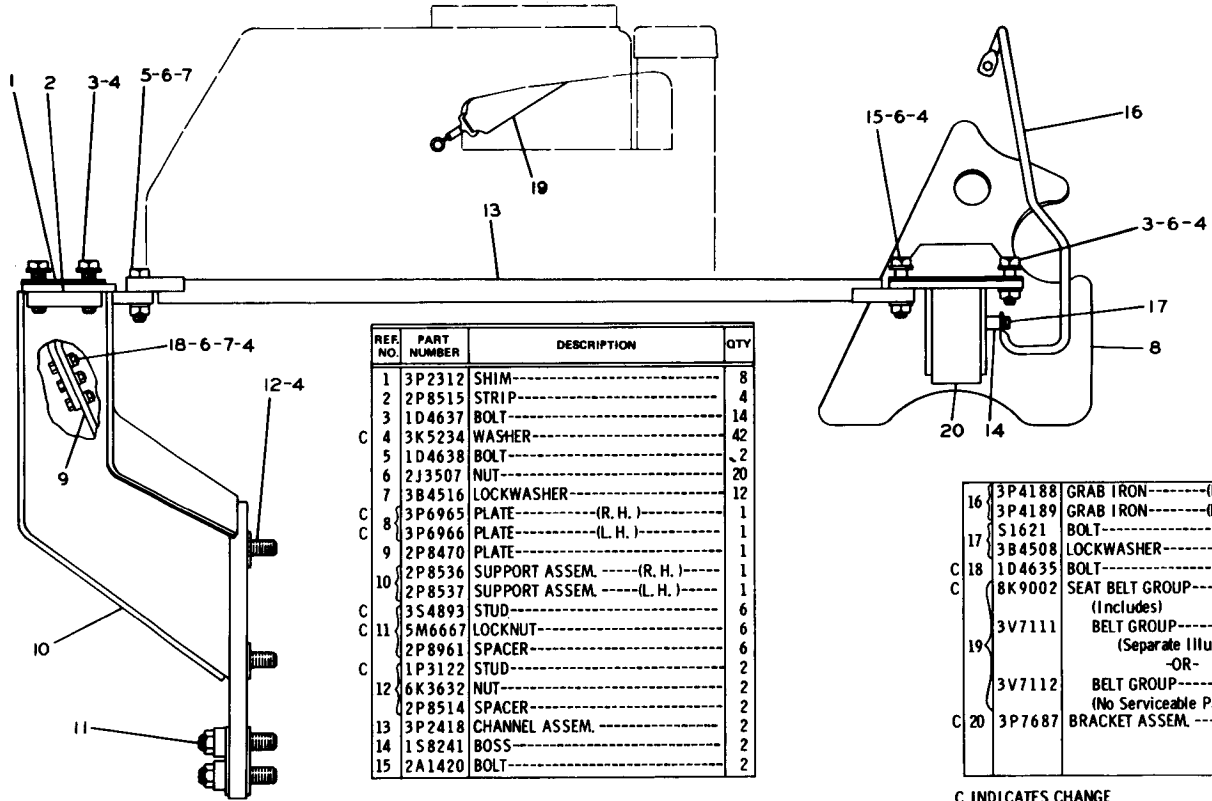
8	2P3438	BRACKET ASSEM.-----	1
	2P3439	BRACKET ASSEM.-----	1
	2P3440	PLATE-----	1
9	2P3441	PLATE-----	1
10	1N5981	PIN-----	4
	2P3442	PLATE ASSEM.-----	1
11	2P3443	PLATE ASSEM.-----	1
12	1D4638	BOLT-----	8
	3K5234	WASHER-----	8
C	8K9002	SEAT BELT GROUP-----	1
		(Includes)	
	3V7111	BELT GROUP-----	1
		(Separate Illustration)	
		-OR-	
	3V7112	BELT GROUP-----	1
		(No Serviceable Parts)	
	GMG01005	FORM-----	1
		(Installing Rops)	

C INDICATES CHANGE

164070

2P4136 MOUNTING GROUP—Field Installation—Replaced by 2P8965 shown on Page 130-5
 3V7111 Seat parts are shown on Page 130-6
 FOR USE WITH ROLL-OVER PROTECTIVE SYSTEM

2P8965 MOUNTING GROUP—Field Installation
 3V7111 Seat parts are shown on Page 130-6
 FOR USE WITH ROLL-OVER PROTECTIVE SYSTEM



REF NO.	PART NUMBER	DESCRIPTION	QTY
1	3P2312	SHIM-----	8
2	2P8515	STRIP-----	4
3	1D4637	BOLT-----	14
C 4	3K5234	WASHER-----	42
5	1D4638	BOLT-----	2
6	2J3507	NUT-----	20
7	3B4516	LOCKWASHER-----	12
C 8	3P6965	PLATE----- (R. H.)	1
C 8	3P6966	PLATE----- (L. H.)	1
9	2P8470	PLATE-----	1
10	2P8536	SUPPORT ASSEM.---- (R. H.)	1
10	2P8537	SUPPORT ASSEM.---- (L. H.)	1
C 11	3S4893	STUD-----	6
C 11	5M6667	LOCKNUT-----	6
	2P8961	SPACER-----	6
C 12	1P3122	STUD-----	2
	6K3632	NUT-----	2
	2P8514	SPACER-----	2
13	3P2418	CHANNEL ASSEM.-----	2
14	1S8241	BOSS-----	2
15	2A1420	BOLT-----	2

16	3P4188	GRAB IRON----- (R. H.)	1
	3P4189	GRAB IRON----- (L. H.)	1
	S1621	BOLT-----	4
17	3B4508	LOCKWASHER-----	4
C 18	1D4635	BOLT-----	10
C 18	8K9002	SEAT BELT GROUP-----	1
		(Includes)	
	3V7111	BELT GROUP-----	1
		(Separate Illustration)	
		-OR-	
	3V7112	BELT GROUP-----	1
		(No Serviceable Parts)	
C 20	3P7687	BRACKET ASSEM.-----	2

C INDICATES CHANGE

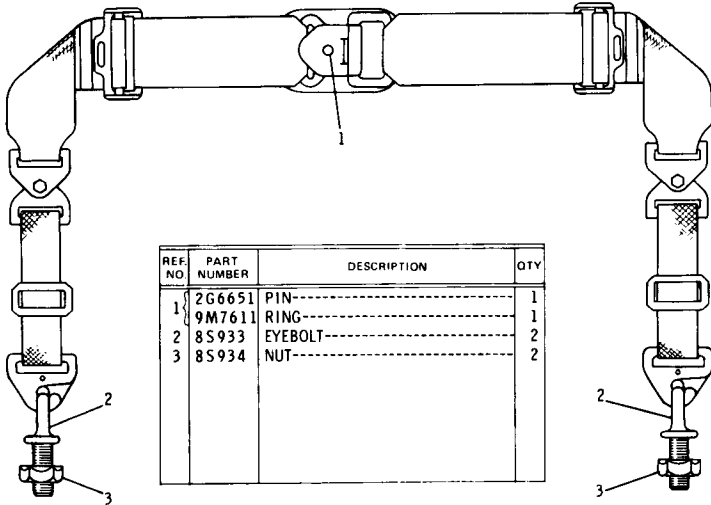
164071

CONSISTS OF:

PAGE

- 1 3P3201 CAB LINER GROUP..... 130-7
- 1 3P9933 ROLL-OVER PROTECTIVE SYSTEM..... 130-10

3P5982 ROLL-OVER PROTECTIVE SYSTEM—Enclosed
 FOR USE WITH 2P8965 MOUNTING GROUP SHOWN ON PAGE 130-5

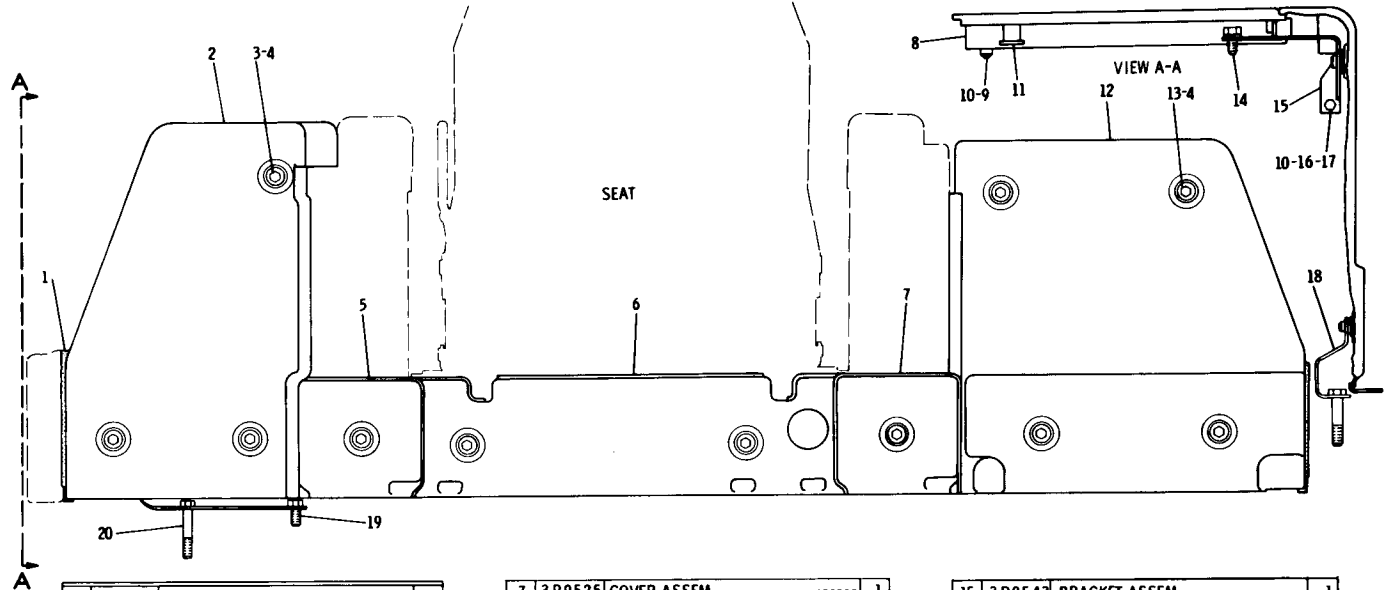


163683

3V7111 BELT GROUP

Part of 2P4136 & 2P8965 Mounting Groups shown on Pages 130-4 & 130-5

3P3201 CAB LINER GROUP—Part 1 of 3
 Part of 3P5982 Roll-Over Protective System listed on Page 130-6

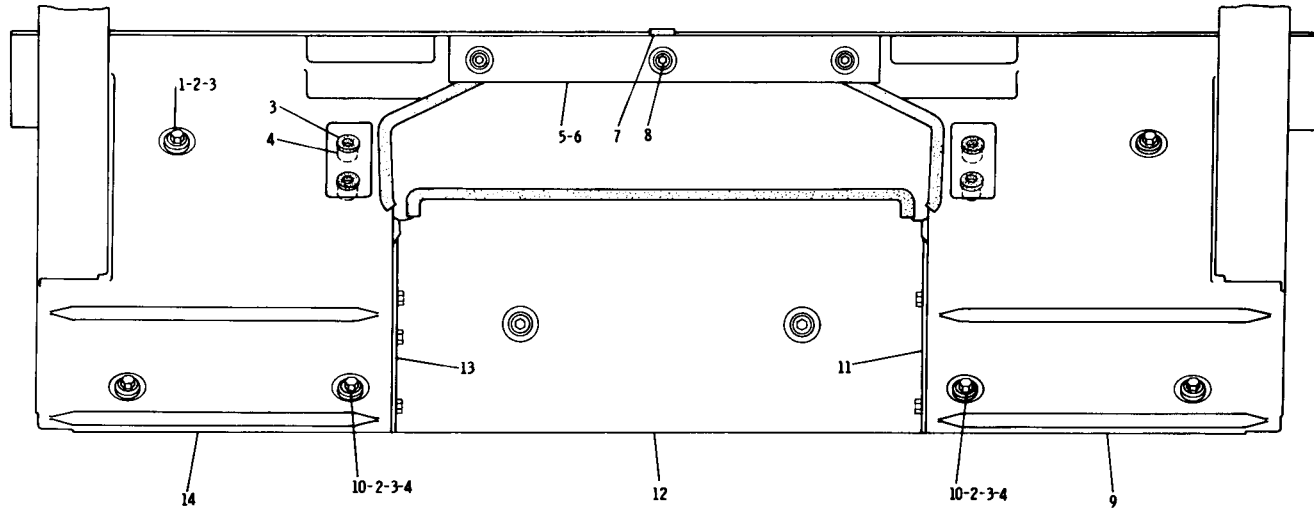


REF. NO.	PART NUMBER	DESCRIPTION	QTY
1	5P810	SEAL-----use as required)-----	
2	3P9917	COVER ASSEM. -----	1
3	9B7237	BOLT-----	10
	3P9900	WASHER-----	11
4	2P18	SPACER-----	11
	618844	GROMMET-----	11
5	3P9526	COVER ASSEM. -----	1
6	3P9568	COVER ASSEM. -----	1

7	3P9525	COVER ASSEM. -----	1
8	3P9555	COVER ASSEM. -----	1
	L1351	BOLT-----	1
9	4B4278	WASHER-----	1
10	3B4506	LOCKWASHER-----	2
11	4M2451	PLUG-----	2
12	3P9534	COVER ASSEM. -----	1
13	5S7382	BOLT-----	1
	S1620	BOLT-----	1
14	3B4508	LOCKWASHER-----	1

15	3P9543	BRACKET ASSEM. -----	1
		(Includes)	
16	6B7469	SPACER-----	1
17	2A4639	BOLT-----	1
18	3P9544	BRACKET ASSEM. -----	1
19	4B3823	BOLT-----	1
20	V375	BOLT-----	1

147371



REF. NO.	PART NUMBER	DESCRIPTION	QTY
1	9B7237	BOLT-----	11
2	2P18	SPACER-----	11
3	3P9900	WASHER-----	13
3	618844	GROMMET-----	17
4	3P9726	SPACER-----	6
5	3P9915	COVER ASSEM.-----	1

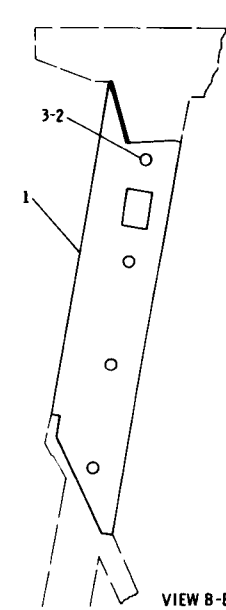
6	5P2061	SEAL-----	(use as required)
7	5P799	SEAL-----	(use as required)
8	1H3337	BOLT-----	3
8	3P9901	WASHER-----	3
8	3P9553	SPACER-----	3
8	3P9554	GROMMET-----	3
9	3P9903	COVER ASSEM.-----	1
10	5S7383	BOLT-----	2

11	3P9539	COVER ASSEM.-----	1
12	3P9551	COVER ASSEM.-----	1
13	6P260	COVER ASSEM.-----	1
14	3P9902	COVER ASSEM.-----	1

147372

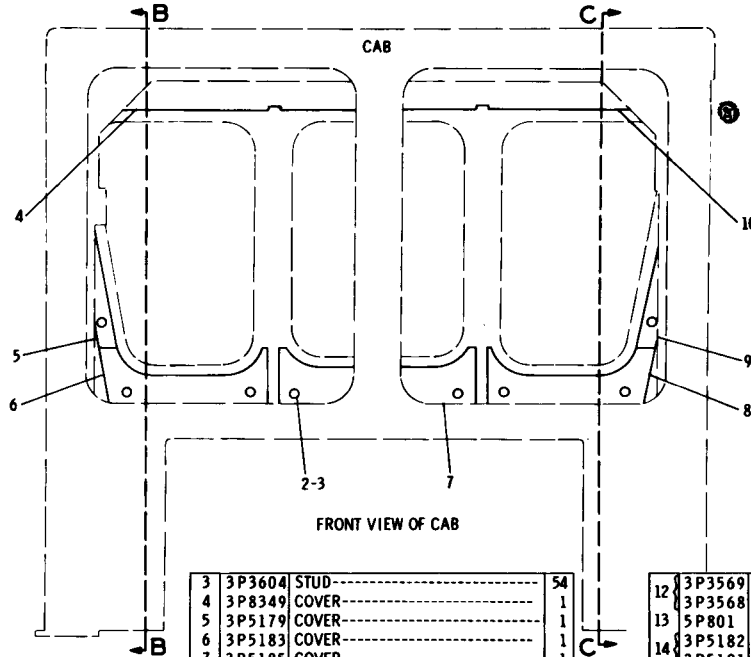
3P3201 CAB LINER GROUP—Part 2 of 3
Part of 3P5982 Roll-Over Protective System listed on Page 130-6

3P3201 CAB LINER GROUP—Part 3 of 3
 Part of 3P5982 Roll-Over Protective System listed on Page 130-6



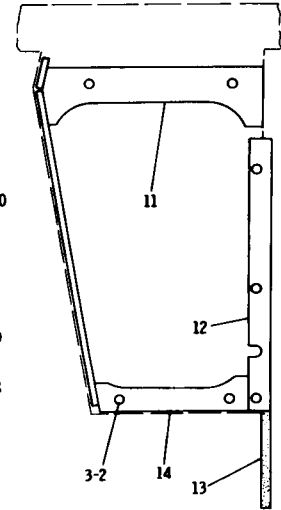
VIEW B-B

REF. NO.	PART NUMBER	DESCRIPTION	QTY
1	3P3578	COVER------(R. H.)-----	1
1	3P3579	COVER------(L. H.)-----	1
2	3P3601	BUTTON-----	54



FRONT VIEW OF CAB

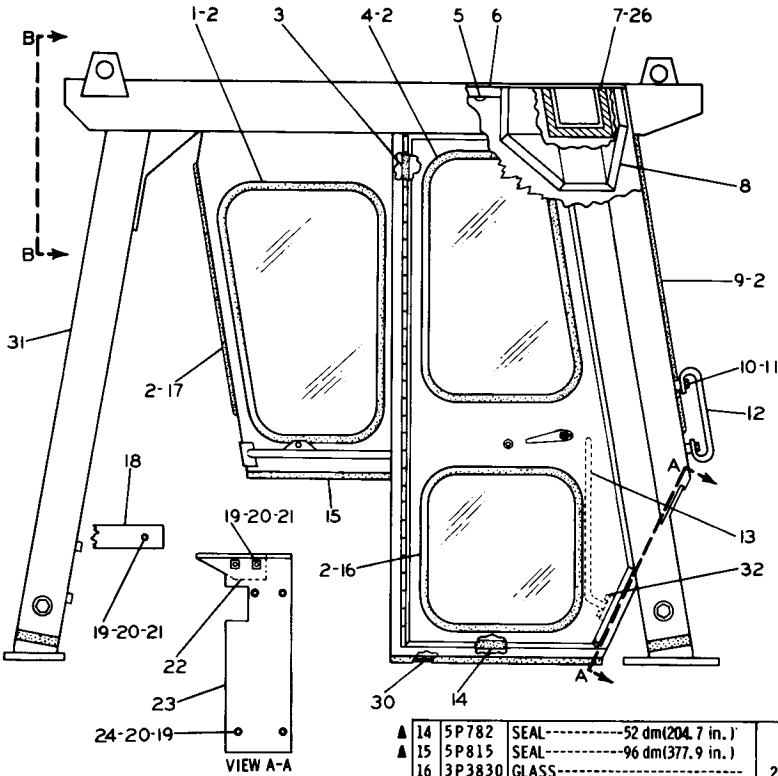
3	3P3604	STUD-----	54
4	3P8349	COVER-----	1
5	3P5179	COVER-----	1
6	3P5183	COVER-----	1
7	3P5185	COVER-----	1
8	3P5184	COVER-----	1
9	3P5180	COVER-----	1
10	3P3580	COVER-----	1
11	3P3573	COVER------(L. H.)-----	1
1	3P3572	COVER------(R. H.)-----	1



VIEW C-C

12	3P3569	COVER------(L. H.)-----	1
3	3P3568	COVER------(R. H.)-----	1
13	5P 801	SEAL------(use as required)-----	1
14	3P5182	COVER------(L. H.)-----	1
1	3P5181	COVER------(R. H.)-----	1

150185



▲ 14	5P782	SEAL-----52 dm(204.7 in.)	
▲ 15	5P815	SEAL-----96 dm(377.9 in.)	
16	3P3830	GLASS-----	2
17	3P3828	GLASS----- (Center Rear)	1
18	3P4345	PLATE-----	2
19	L1351	BOLT-----	16
20	3B4506	LOCKWASHER-----	16
21	3F1417	WASHER-----	8
22	3P4381	PLATE-----	1
	3P4380	PLATE-----	1
	3P4384	PLATE ASSEM.-----	1
23	9F2978	NUT----- (Weld)	2
	3P4385	PLATE ASSEM.-----	2
	9F2978	NUT----- (Weld)	2
24	7H1642	WASHER-----	8
	3P3571	COVER----- (L. H.)	1
25	3P3570	COVER----- (R. H.)	1
26	3P3601	BUTTON-----	8
27	3P3603	BUTTON-----	3
28	S1595	BOLT-----	4
29	8S8782	GRAB IRON-----	2
	3P9940	MAT ASSEM.-----	1
30	3P9927	CARPET-----	1
	3P9926	MAT-----	1
31	3P2047	ROLLOVER GROUP-----	1
		(Separate Illustration)	
	5P2424	BOLT----- (Separate Illustration)	4
	4B4280	WASHER-----	4
32	GEG01012	FORM----- (Installing Canopy)	1
	GEG02360	FORM----- (Installation Instruction for Hydraulic Filter Drain Conversion Group)	

REF. NO.	PART NUMBER	DESCRIPTION	QTY
▲ 1	3P3829	GLASS-----	4
▲ 2	5P822	SEAL-----265 dm (1043.30 in.)	
3	5P811	SEAL-----31 dm (122 in)	
4	3P7490	GLASS-----	2
5	3P3602	BUTTON-----	9
6	3P3577	COVER-----	1
7	3P3576	COVER-----	1
8	3P3574	COVER----- (R. H.)	1
	3P3575	COVER----- (L. H.)	1
9	3P3831	GLASS-----	2
10	S1621	BOLT-----	4
11	3B4508	LOCKWASHER-----	8
12	7B4488	GRAB IRON-----	2
13	3P4039	GRAB IRON ASSEM.-----	1

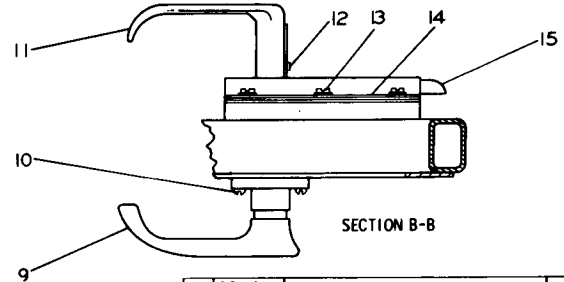
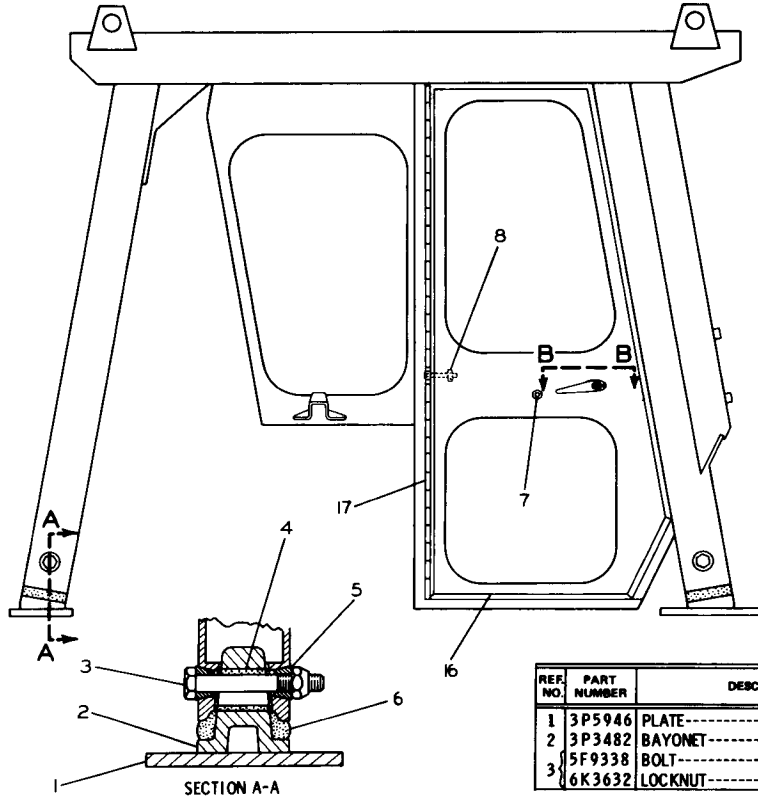
▲ ORDER BY THE DECIMETRE

147373

3P9933 ROLL-OVER PROTECTIVE SYSTEM

Part of 3P5982 Roll-Over Protective System listed on Page 130-6
 3P2047 Roll-Over Protective Structure parts are shown on Page 130-11

3P2047 ROLL-OVER PROTECTIVE STRUCTURE GROUP
 Part of 3P9933 Roll-Over Protective System shown on Page 130-10

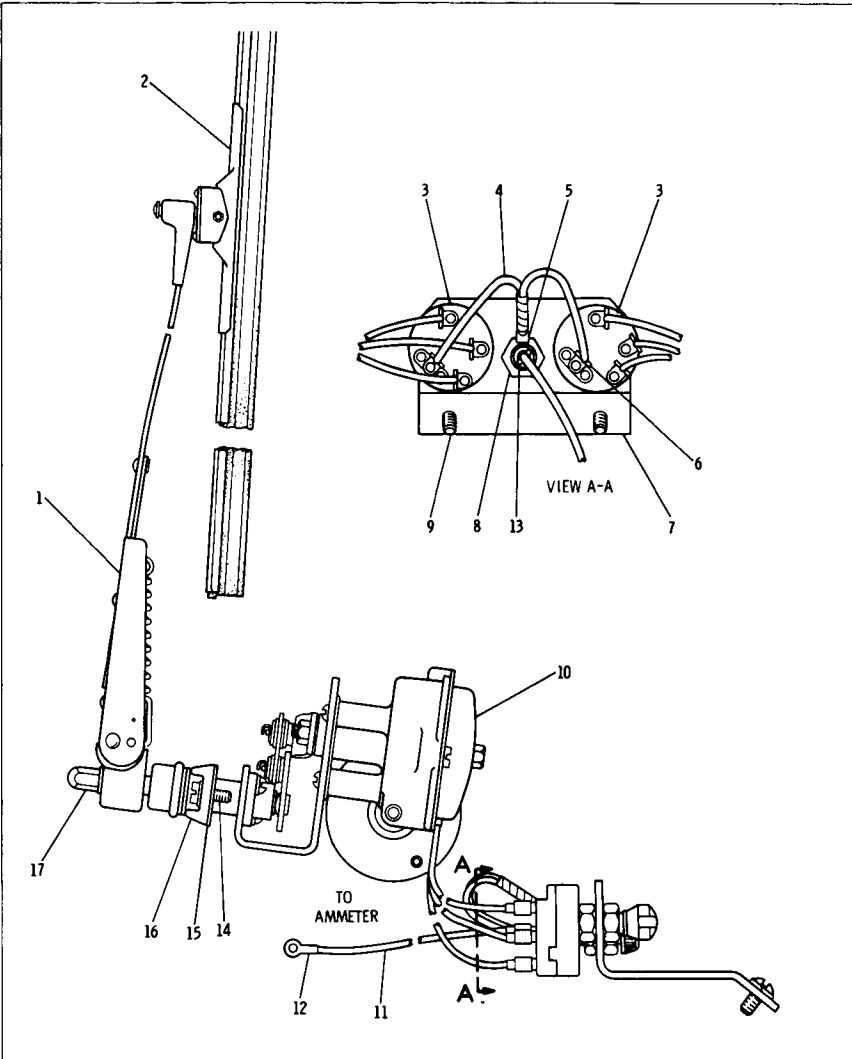


REF. NO.	PART NUMBER	DESCRIPTION	QTY
1	3P5946	PLATE-----	2
2	3P3482	BAYONET-----	4
3	5F9338	BOLT-----	4
	6K3632	LOCKNUT-----	2

4	8D18	BUSHING-----	4
5	8D9054	WEDGE-----	8
6	8D6544	PAD-----	4
7	3H3680	NUT-----	2
	8D6371	KNOB-----	2
C	1B2713	BOLT-----	20
	7H8909	NUT-----	20
C	8	484276 WASHER--.0625 in. (1.57 mm) thick	20
C	8M2337	WASHER--.125 in. (3.18 mm) thick	20
9	3P4539	HANDLE-----	2
10	3P4571	SCREW-----	4
11	3P4542	HANDLE-----	2
C	12	6P4001 SETSCREW----- (locking)-----	2
	6P4002	SETSCREW-----	2
13	1H2204	SCREW-----	12
14	3P6960	SHIM-----	4
C	15	5P5039 LATCH-----	2
C	16	6P4035 DOOR ASSEM.----- (R. H.)-----	1
	6P4034	DOOR ASSEM.----- (L. H.)-----	1
C	17	6P4033 HINGE-----	2
▲	3P6597	KEY----- (door)-----	2
▲	5P1410	FILM----- (ROPS)-----	1

C INDICATES CHANGE ▲ NOT SHOWN

211073



REF. NO.	PART NUMBER	DESCRIPTION	QTY
1	5D3066	ARM ASSEM. -----	2
2	5K1028	BLADE ASSEM. -----	2
		(Each Includes)	
	5K5695	CLIP-----(Anderson Co.)-----	1
3	685824	SWITCH ASSEM. -----	2
4	6P663	WIRE ASSEM. -----	1
		(Includes)	
5	5P5624	WIRE-----, 204 m(8 in.)	1
6	6K9704	TERMINAL-----	1
7	4L3916	TERMINAL-----	2
8	3P4359	BRACKET-----	1
	4K5122	HOLDER-----	1
	8M8948	FUSE----- (15 amp)-----	1

9	172430	SCREW-----	2
	3B4505	LOCKWASHER-----	2
10	8D7732	WIPER GROUP-----	2
		(Separate Illustration)	
	3P3633	WIRE ASSEM. -----	1
		(Includes)	
	5P5624	WIRE-----, 914 m(36 in.)	1
12	2L8076	TERMINAL-----	1
13	4L3916	TERMINAL-----	1
14	2D7563	SCREW-----	4
	1H3244	LOCKWASHER-----	4
15	9K7022	GASKET-----	2
16	9K7021	PIVOT-----	2
17	4D7412	NUT-----	2

▲ ORDER BY THE METRE

210959

6P557 WINDSHIELD WIPER GROUP—24 Volt
8D7732 Wiper parts are shown on Page 130-13

REF. NO.	PART NUMBER	DESCRIPTION	QTY
1	5D3066	ARM ASSEM.-----	2
2	4D7412	NUT-----	2
3	3P9920	COVER ASSEM.-----	1
	6P663	WIRE ASSEM.-----	1
		(Includes)	
C ▲	4	5P5624 WIRE-----, 2032 m(8 in.)	1
	4L3916	TERMINAL-(.945 in. long)	2
	6K9704	TERMINAL-(1.08 in. long)	1
	4K5122	FUSE HOLDER-----	1
	8M8948	FUSE-----	1
	685824	SWITCH-----	2
	3P3633	WIRE ASSEM.-----	1
		(Includes)	
C ▲	4	5P5624 WIRE-----, 9144 m(36 in.)	1
	8	4L3916 TERMINAL-----	1
	9	7F9224 TERMINAL-----	1
	10	8D7732 WIPER GROUP-----	2
		(Separate Illustration)	
	11	9K7021 PIVOT-----	2
		9K7022 GASKET-----	2
	12	2D7563 SCREW-----	4
		1H3244 LOCKWASHER-----	4
		5K1028 BLADE ASSEM.-----	2
	13	(Each Includes)	
		5K5695 CLIP--(Anderson Co.)----	1

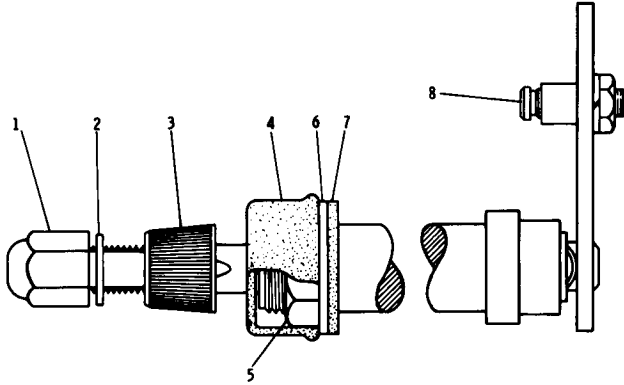
C INDICATES CHANGE ▲ ORDER BY THE METRE 165553

3P9921 WINDSHIELD WIPER GROUP—24 Volt
FOR USE WITH 3P9933 ROLL-OVER PROTECTIVE SYSTEM SHOWN ON PAGE 130-10

REF. NO.	PART NUMBER	DESCRIPTION	QTY
1	9D4510	SHAFT & LINK ASSEM.-----	1
		(Separate Illustration)	
2	4D7411	CLIP-----	2
3	4D7416	SPACER-----	2
4	4D7408	LINK-----	1
5	4B1264	SCREW-----	3
	1H3338	LOCKWASHER-----	3
6	9D202	MOTOR ASSEM.-----	1
7	1B4201	NUT-----	1
	7F9223	LOCKWASHER-----	1
8	6K5499	ARM-----	1
9	4D7421	WASHER-----	1
10	4D7417	BRACKET-----	1
11	8F1315	SCREW ASSEM.-----	2

119801

8D7732 WIPER GROUP
Part of 6P557 & 3P9921 Windshield Wiper Groups shown on Pages 130-12 & 130-13
9D4510 Shaft & Link parts are shown on Page 130-14



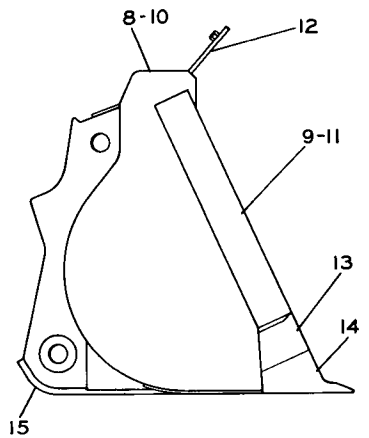
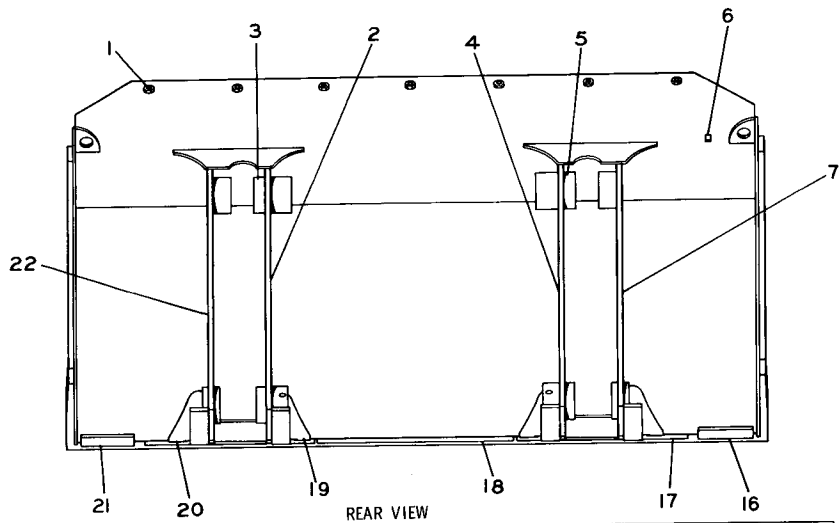
REF. NO.	PART NUMBER	DESCRIPTION	QTY
1	8D237	NUT-----	1
2	9F5644	LOCKWASHER-----	1
3	1V3658	DRIVER-----	1
4	1V3657	CAP-----	1
5	1V3656	NUT-----	1

6	4B1550	WASHER-----	1
7	9S8016	GASKET-----	1
	1V3655	STUD-----	1
8	9M1311	NUT-----	1
	1H3244	LOCKWASHER-----	1

119887

9D4510 SHAFT AND LINK ASSEMBLY
 Part of 8D7732 Wiper Group shown on Page 130-13

5K9999 BUCKET ASSEMBLY—Loose Material—3 Cubic Yard—96" Wide
 Only separate parts serviced. When complete Group is required
 order 8K7931 shown on Page 130D



REAR VIEW

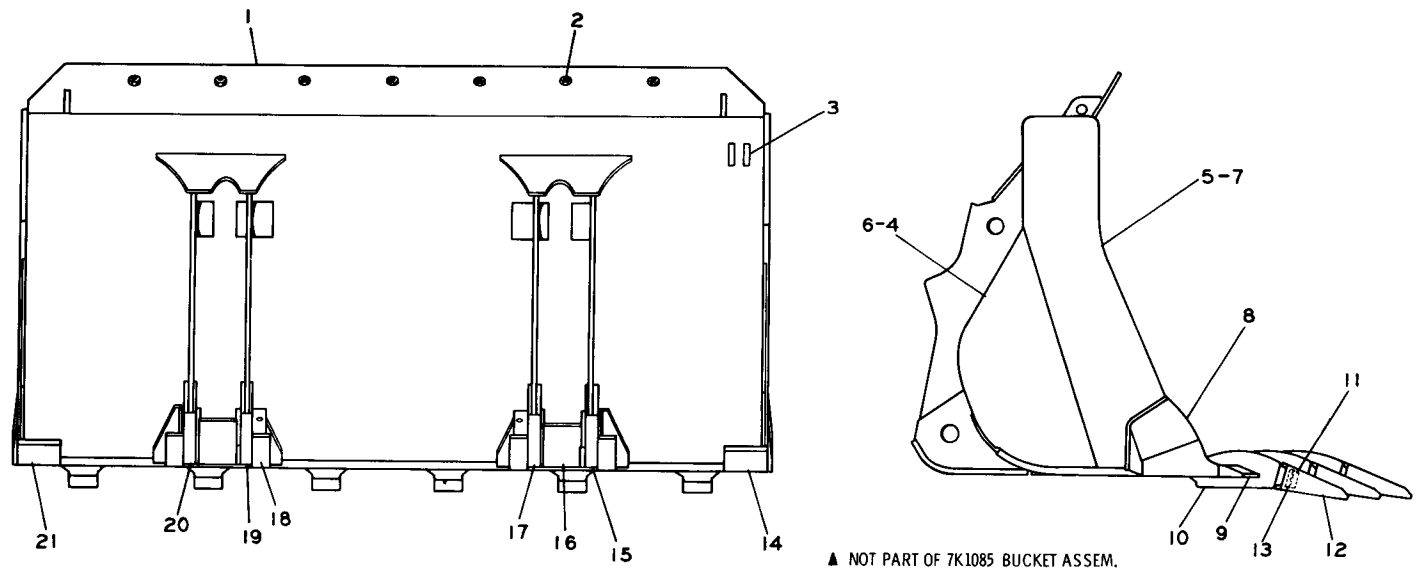
SIDE VIEW

REF. NO.	PART NUMBER	DESCRIPTION	QTY
1	1B4331	NUT-----	7
2	6K268	HINGE ASSEM. --(Left Hand Inner)-	1
3	1J2315	BOSS (Part of 6K268 Assem.)	1
4	6K267	HINGE ASSEM. -(Right Hand Inner)	1
5	1J2315	BOSS----- (Part of 6K267 Assem.)	1
6	2K3656	BAR-----	1
7	6K269	HINGE ASSEM. -(Right Hand Outer)-	1

REF. NO.	PART NUMBER	DESCRIPTION	QTY
8	5K9897	PLATE ASSEM. --- (Right Hand)-----	1
9	5K9895	BAR----- (Right Hand)----- (Part of 5K9897 Assem.)	1
10	5K9898	PLATE ASSEM. --- (Left Hand)-----	1
11	5K9896	BAR----- (Left Hand)----- (Part of 5K9898 Assem.)	1
12	5K9978	PLATE-----	1
	6K4667	CUTTING EDGE ASSEM. ----- Consisting of:	1
13	5K9099	CORNER----- (Right Hand)-----	1
	5K9100	CORNER----- (Left Hand)-----	1
	6K4668	EDGE-----	1

REF. NO.	PART NUMBER	DESCRIPTION	QTY
15	5K5854	BAR-----	4
16	5K9961	BAR----- (Right Hand)-----	1
17	5K9836	PLATE-----	2
18	5K9963	PLATE-----	1
19	4K5971	PLATE----- (Right Hand)-----	2
20	4K5972	PLATE----- (Left Hand)-----	2
21	5K9962	BAR----- (Left Hand)-----	1
22	6K270	HINGE ASSEM. --(Left Hand Outer)-	1

108263



▲ NOT PART OF 7K1085 BUCKET ASSEM.

REF. NO.	PART NUMBER	DESCRIPTION	QTY
1	6K610	PLATE-----	1
2	1B4331	NUT-----	7
3	2K3656	BAR-----	2
4	6K2023	PLATE ASSEM. ----(Right Hand)----	1
5	6K603	PLATE----- (Part of 6K2023 Assem.)	1
6	6K2024	PLATE ASSEM. ----(Left Hand)----	1
7	6K604	PLATE----- (Part of 6K2024 Assem.)	1

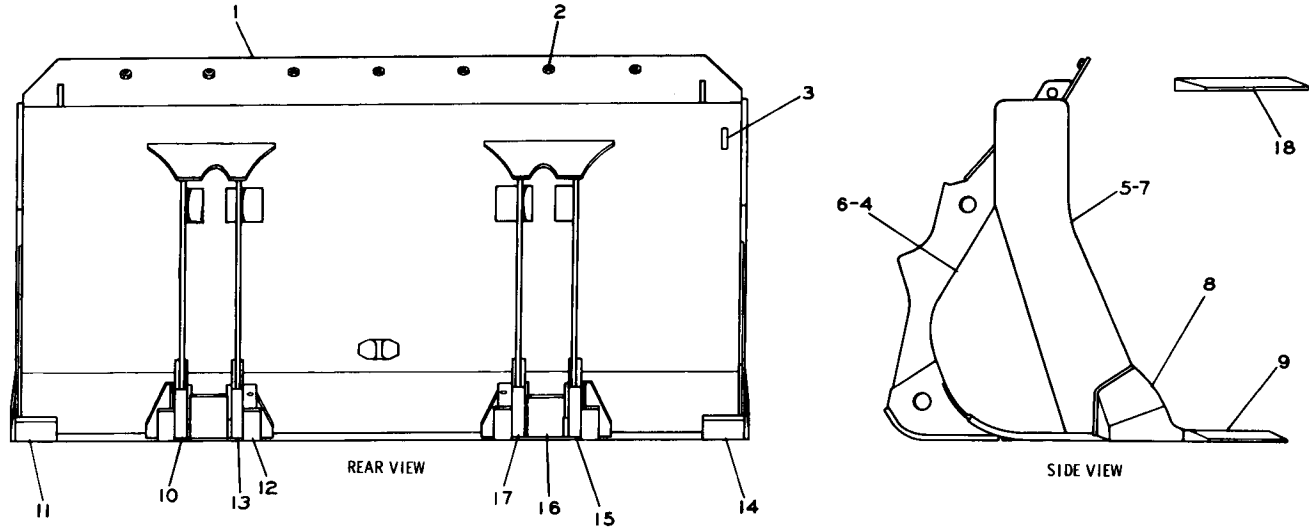
REF. NO.	PART NUMBER	DESCRIPTION	QTY
	7K1009	CUTTING EDGE ASSEM.-----	1
		Consisting of:	
8	4K9757	CORNER----- (Right Hand)-----	1
	4K9758	CORNER----- (Left Hand)-----	1
9	7K1160	CUTTING EDGE-----	1
10	6K7850	ADAPTER-----	6
▲ 11	4K6	PLUG-----	6
▲ 12	6K7228	TIP-----	6
▲ 13	4K33	PIN-----	6

REF. NO.	PART NUMBER	DESCRIPTION	QTY
14	6K263	BAR----- (Right Hand)-----	1
15	6K599	HINGE ASSEM. (Right Hand Outer)	1
16	6K606	PLATE-----	2
17	6K601	HINGE ASSEM. (Right Hand-Inner)	1
18	6K605	BAR-----	4
19	6K602	HINGE ASSEM. -(Left Hand-Inner)	1
20	6K600	HINGE ASSEM. -(Left Hand-Outer)	1
21	6K264	BAR----- (Left Hand)-----	1

126835

7K1085 ROCK BUCKET ASSEMBLY—With Teeth—3 Cubic Yard—104.5" Wide

6K594 BUCKET ASSEMBLY—Rock Loading—3 Cubic Yard—104.5' Wide—Replaced by 1V354 shown on Page 131



REF. NO.	PART NUMBER	DESCRIPTION	QTY
1	6K610	PLATE-----	1
2	1B4331	NUT-----	7
3	2K3656	BAR-----	1
4	6K2023	PLATE ASSEM.-----(Right Hand)---	1
5	6K603	PLATE----- (Part of 6K2023 Assem.)	1
6	6K2024	PLATE ASSEM.-----(Left Hand)---	1
7	6K604	PLATE----- (Part of 6K2024 Assem.)	1

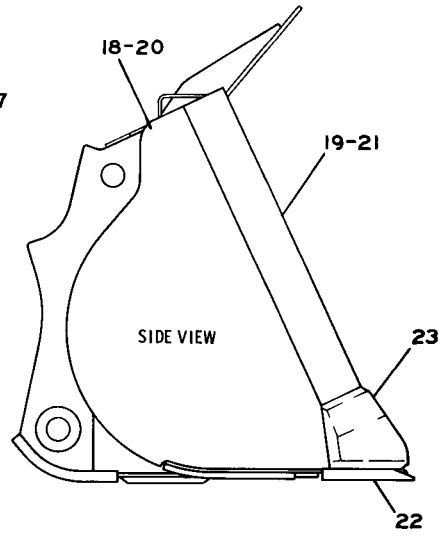
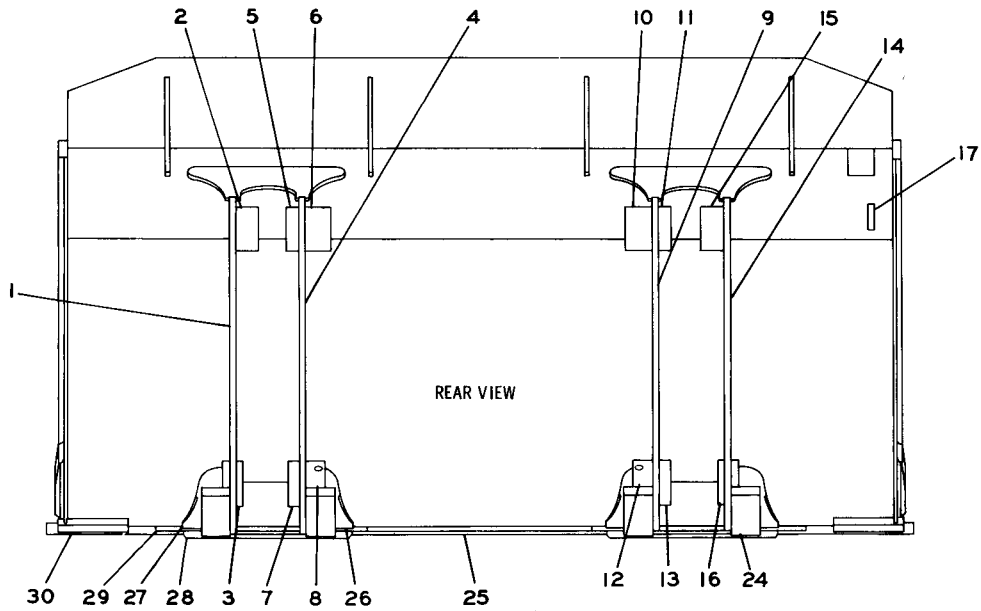
C	8	6K5255	CUTTING EDGE ASSEM.-----	1
	9	7K1160	CUTTING EDGE-----	1
		4K9757	CORNER------(R. H.)---	1
		4K9758	CORNER------(L. H.)---	1
	10	6K600	HINGE ASSEM.-----(L.H. Outer)---	1
	11	6K264	BAR------(L. H.)---	1
	12	6K605	BAR-----	4
	13	6K602	HINGE ASSEM.-----(L.H. Inner)---	1

14	6K263	BAR------(Right Hand)-----	1
15	6K599	HINGE ASSEM.-(Right Hand Outer)-	1
	6K606	PLATE-----	2
	6K601	HINGE ASSEM.-(Right Hand Inner)-	1
▲ 18	6K7032	CUTTING EDGE-----	1
	FEO35705	FORM----- (Instructions for installing Cutting Edge Group)	1

▲ FIELD REPLACEMENT-NOT PART OF 6K594 ASSEM.

C INDICATES CHANGE

A6 L. CAMPBELL



REF. NO.	PART NUMBER	DESCRIPTION	QTY
1	8K7856	HINGE ASSEM. ---(L. H. -Outer)---	1
2	3J7021	BOSS-----	1
3	2K4615	BOSS-----	2
4	8K7854	HINGE ASSEM. ---(L. H. -Inner)---	1
5	1J2315	BOSS-----	1
6	5K1979	BOSS-----	1
7	4K4006	BOSS-----	1
8	4K1624	BOSS-----	1

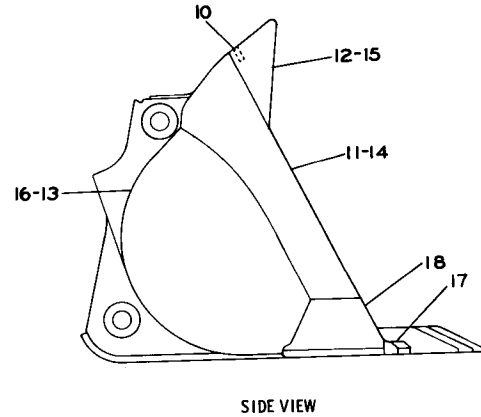
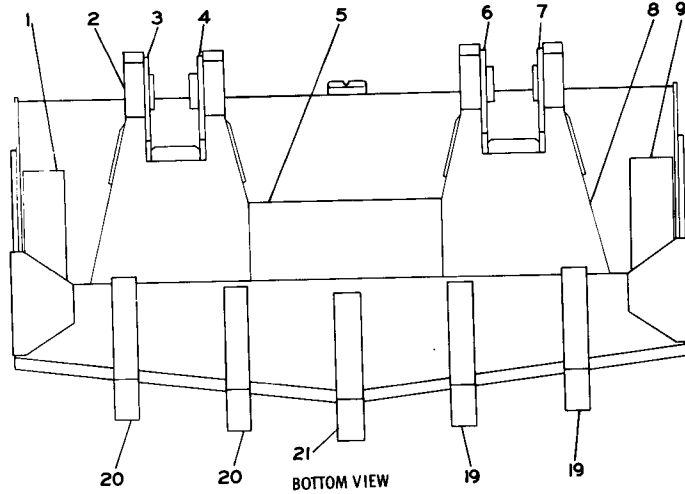
9	8K7853	HINGE ASSEM. ---(R. H. -Inner)---	1
10	5K1979	BOSS-----	1
11	1J2315	BOSS-----	1
12	4K1624	BOSS-----	1
13	4K4006	BOSS-----	1
14	8K7855	HINGE ASSEM. ---(R. H. -Outer)---	1
15	3J7021	BOSS-----	1
16	2K4615	BOSS-----	2
17	2K3656	BAR-----	1
18	8K7975	PLATE ASSEM. -----(R. H.)-----	1
19	8K7974	BAR-----	1

20	8K7976	PLATE ASSEM. -----(L. H.)-----	1
21	8K7974	BAR-----	1
22	8K7858	CUTTING EDGE-----	1
23	8K7525	CORNER -----(R. H.)-----	1
	8K7526	CORNER -----(L. H.)-----	1
24	8K7840	BAR-----	4
25	8K7978	PLATE-----	1
26	4K5971	PLATE -----(R. H.)-----	2
27	4K5972	PLATE -----(L. H.)-----	2
28	8K7845	PLATE-----	2
29	8K7979	PLATE-----	2
30	8K7977	PLATE-----	2

135479

8K7931 BUCKET ASSEMBLY—Loose Material—3.25 Cubic Yard—98" Wide

6K500 BUCKET ASSEMBLY—Slag—2.5 Cubic Yard—96.5" Wide

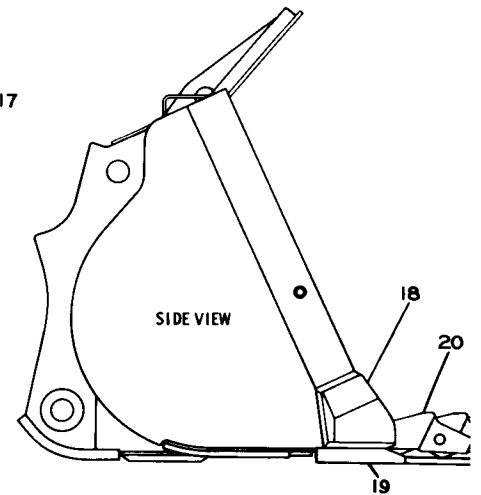
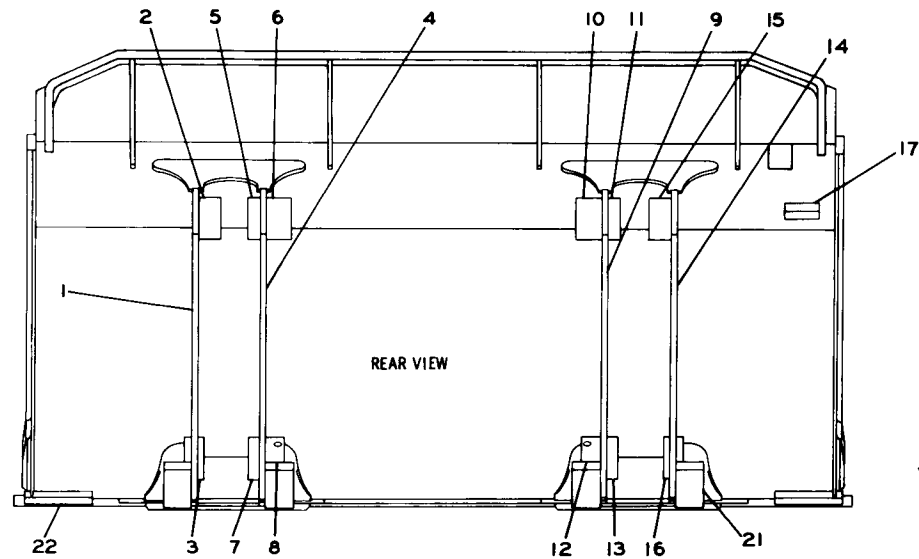


REF. NO.	PART NUMBER	DESCRIPTION	QTY
1	6K476	PLATE------(L. H.)-----	1
2	6K294	PLATE-----	4
3	6K296	HINGE ASSEM.--(L. H.-Outer)---	1
4	6K312	HINGE ASSEM.--(L. H.-Inner)---	1
5	6K327	PLATE-----	1
6	6K311	HINGE ASSEM.--(R. H.-Inner)---	1
7	6K295	HINGE ASSEM.--(R. H.-Outer)---	1
8	6K587	PLATE-----	2
9	6K475	PLATE------(R. H.)-----	1

10	2K3656	BAR-----	1
	6K1437	PLATE ASSEM.-----	1
11	5K7307	PLATE------(R. H.)-----	1
12	4K4341	PLATE-----	1
13	5K7309	PLATE-----	1
	6K1438	PLATE ASSEM.-----	1
14	5K7308	PLATE------(L. H.)-----	1
15	4K4341	PLATE-----	1
16	5K7309	PLATE-----	1

17	5K455	EDGE ASSEM.-----	1
	5K443	EDGE-----	1
18	5K164	CORNER-----	2
19	6K203	TOOTH------(R. H.)-----	2
20	6K204	TOOTH------(L. H.)-----	2
21	2K202	TOOTH------(Center)-----	1

119401



REF. NO.	PART NUMBER	DESCRIPTION	QTY
1	8K7856	HINGE ASSEM. ---(L. H. -outer)---	1
2	3J7021	BOSS-----	1
3	2K4615	BOSS-----	2
4	8K7854	HINGE ASSEM. ---(L. H. -inner)---	1
5	1J2315	BOSS-----	1
6	5K1979	BOSS-----	1
7	4K4006	BOSS-----	1
8	4K1624	BOSS-----	1

9	8K7853	HINGE ASSEM. ---(R. H. -inner)---	1
10	5K1979	BOSS-----	1
11	1J2315	BOSS-----	1
12	4K1624	BOSS-----	1
13	4K4006	BOSS-----	1
14	8K7855	HINGE ASSEM. ---(R. H. -outer)---	1
15	3J7021	BOSS-----	1
16	2K4615	BOSS-----	2
17	2K3656	BAR-----	2
18	8K7525	CORNER----- (R. H.)---	1
	8K7526	CORNER----- (L. H.)---	1

19	9K9815	CUTTING EDGE ASSEM. ---	1
	9K9816	EDGE-----	1
	8J3355	ADAPTER----- (R. H.)---	3
20	8J3354	ADAPTER----- (center)---	2
	8J3356	ADAPTER----- (L. H.)---	3
21	9K8121	BAR-----	4
22	8K7977	PLATE-----	2

A94 L. CAMPBELL

1V133 ROCK LOADING BUCKET ASSEMBLY—3.25 Cubic Yard—106.50' Wide
Part of 1V354 Rock Loading Bucket Group shown on Page 131

FM055154-FORM-----1
(Instructions for installing Bucket Teeth)

REF. NO.	PART NUMBER	DESCRIPTION	QTY
1	5K6061	HINGE ASSEM. ----- (Right Hand-Outer)	1
	5K6063	HINGE ASSEM. ----- (Right Hand-Inner)	1
	5K6062	HINGE ASSEM. ----- (Left Hand-Outer)	1
	5K6064	HINGE ASSEM. ----- (Left Hand-Inner)	1
2	2K3656	BAR-----	2
3	1B4331	NUT-----	7
4	4K33	PIN-----	7
5	4K6	PLUG-----	7
6	6K7228	TIP-----	7
7	6K5752	EDGE ASSEM. -----	1
	6K5751	EDGE-----	1
8	6K2853	ADAPTER----- (Parts of 6K5752 Assem.)	7
9	7K387	BAR-----	2

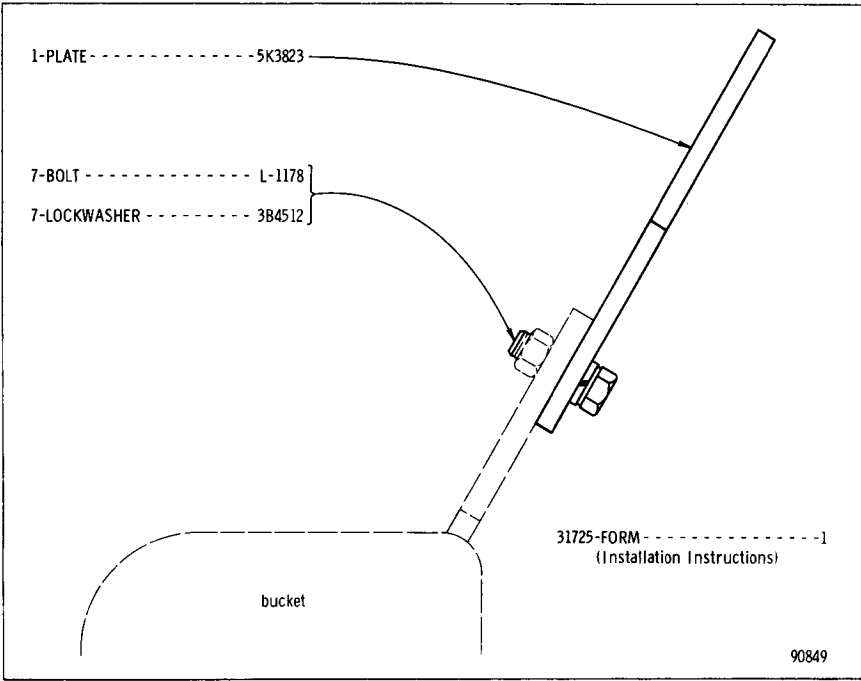
128629

6K2750 BUCKET ASSEMBLY—Skeleton Rock—2.5 Cubic Yard—96" Wide

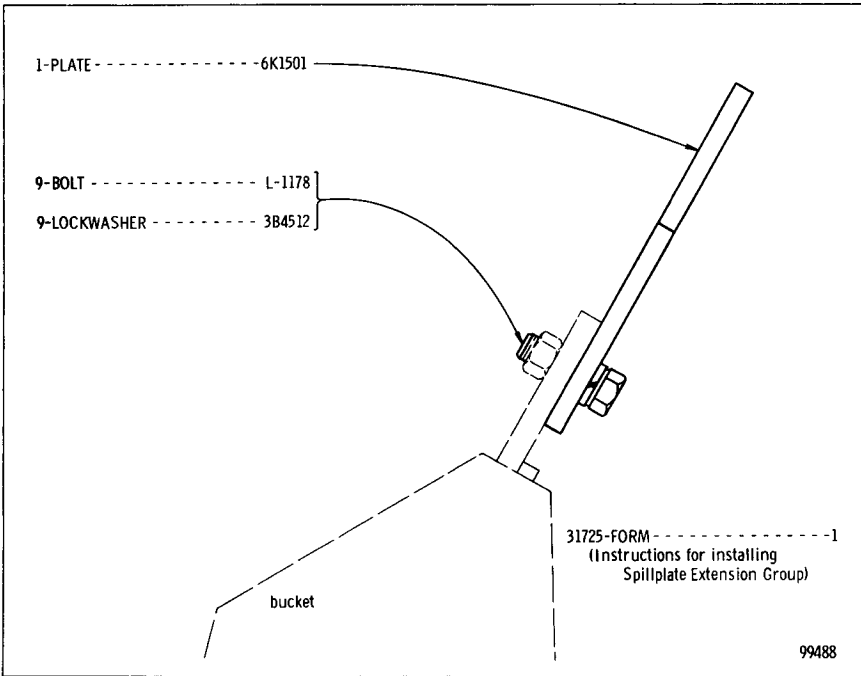
REF. NO.	PART NUMBER	DESCRIPTION	QTY
1	1V133	BUCKET ASSEM. --- (rock loading)--- (Separate Illustration)	1
	5J4772	BOLT-----	8
2	2J3505	NUT-----	8
	9H1031	WASHER-----	8
3	9K9818	PLATE-----	2
4	7J6846	PIN-----	8
	7J6845	RETAINER-----	8
5	8J3351	TIP-----	8

A7 L. CAMPBELL

1V354 ROCK LOADING BUCKET GROUP—3.25 Cubic Yard—106.50" Wide
1V133 Bucket parts are shown on Page 130F



**5K3753 SPILL PLATE EXTENSION GROUP
FOR USE WITH GENERAL PURPOSE, LOOSE MATERIAL,
ROCK LOADING & SKELETON ROCK BUCKETS**



**6K1502 SPILL PLATE EXTENSION GROUP
FOR USE WITH SIDE DUMP BUCKET**

6K7736 DEMOLITION BUCKET ARRANGEMENT

Only separate parts serviced

Consists of:

			Page
2	6J7056	Hydraulic Cylinder Group132D
1	6K7584	Hydraulic Lines Group132B
1	6K8363	Bucket Group132F
1	6K8364	Cylinder Mounting Group132E

7K3397 DEMOLITION BUCKET ARRANGEMENT

Only separate parts serviced

When complete Arrangement is required order 7K8741

Consists of:

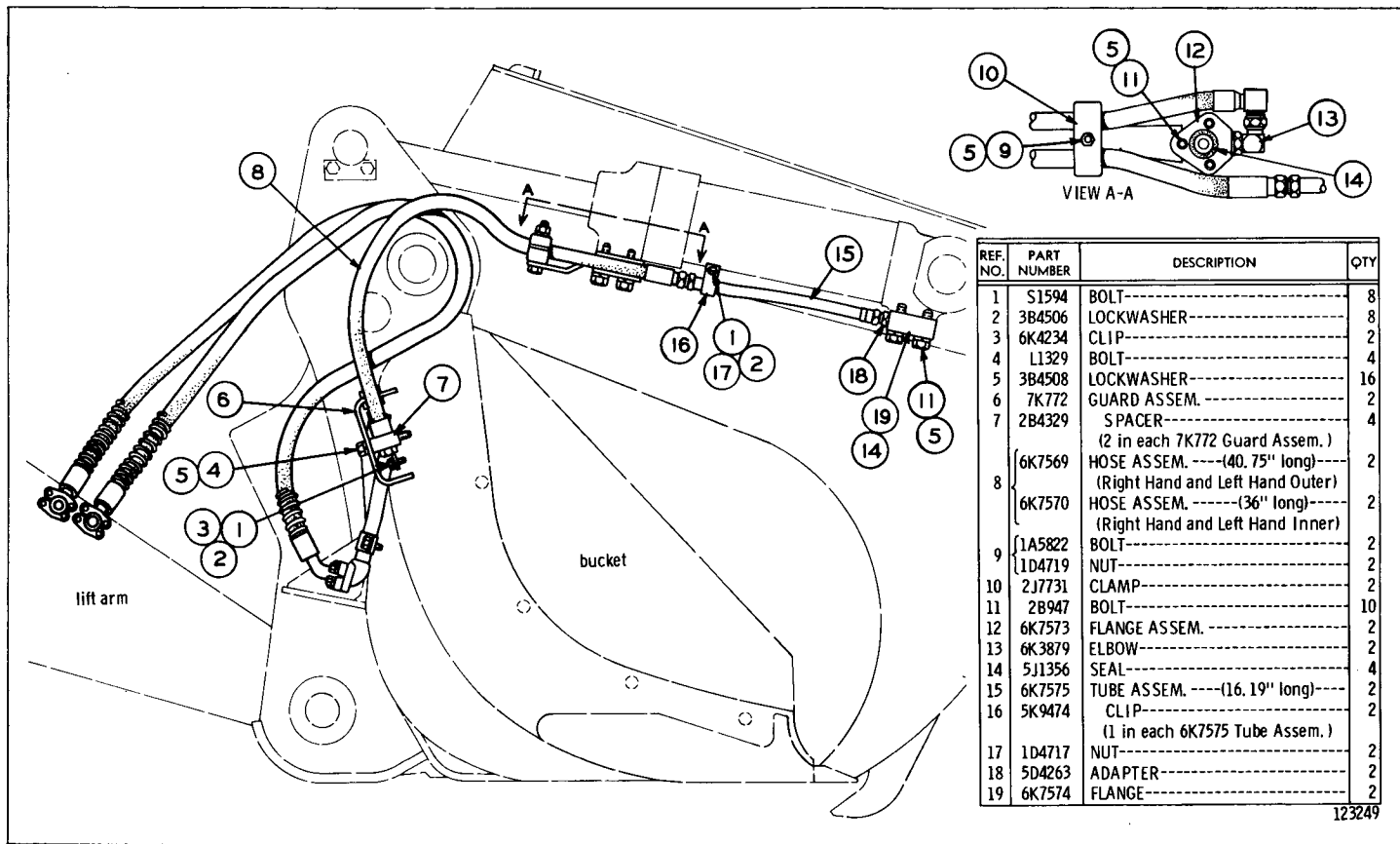
2	6J7056	Hydraulic Cylinder Group132D
1	6K7584	Hydraulic Lines Group132B
1	6K8363	Bucket Group132F
1	6K8364	Cylinder Mounting Group132E
1	7K3399	Bucket Guard Group132G

7K8741 DEMOLITION BUCKET ARRANGEMENT

Only separate parts serviced

Consists of:

2	6J7056	Hydraulic Cylinder Group132D
1	6K7584	Hydraulic Lines Group132B
1	6K8364	Cylinder Mounting Group132E
1	7K3399	Demolition Guard Group132G
1	7K6708	Demolition Bucket Group132H

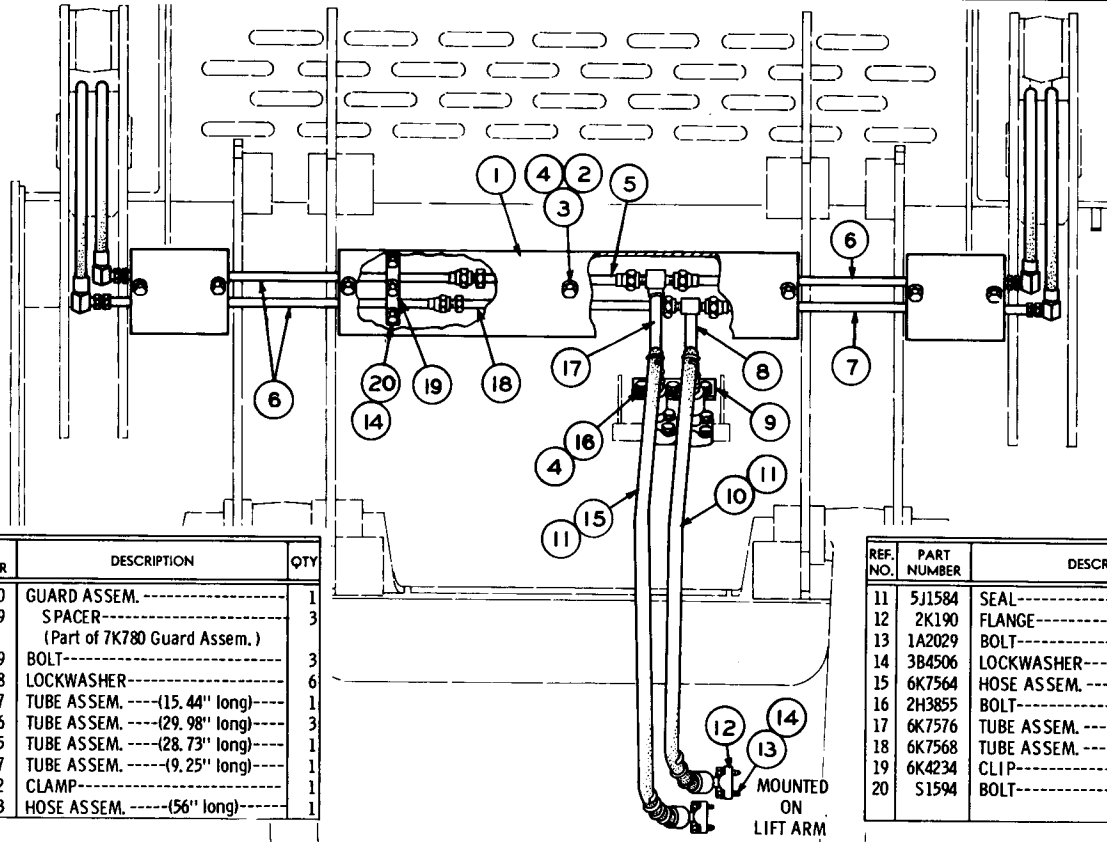


REF. NO.	PART NUMBER	DESCRIPTION	QTY
1	S1594	BOLT-----	8
2	3B4506	LOCKWASHER-----	8
3	6K4234	CLIP-----	2
4	L1329	BOLT-----	4
5	3B4508	LOCKWASHER-----	16
6	7K772	GUARD ASSEM.-----	2
7	2B4329	SPACER-----	4
		(2 in each 7K772 Guard Assem.)	
	6K7569	HOSE ASSEM. -----(40.75" long)----	2
8		(Right Hand and Left Hand Outer)	
	6K7570	HOSE ASSEM. -----(36" long)----	2
		(Right Hand and Left Hand Inner)	
9	1A5822	BOLT-----	2
	1D4719	NUT-----	2
10	2J7731	CLAMP-----	2
11	2B947	BOLT-----	10
12	6K7573	FLANGE ASSEM.-----	2
13	6K3879	ELBOW-----	2
14	5J1356	SEAL-----	4
15	6K7575	TUBE ASSEM. -----(16.19" long)----	2
16	5K9474	CLIP-----	2
		(1 in each 6K7575 Tube Assem.)	
17	1D4717	NUT-----	2
18	5D4263	ADAPTER-----	2
19	6K7574	FLANGE-----	2

123249

6K7584 HYDRAULIC LINES GROUP—Part 1—Type 1
 Part of 6K7736, 7K3397 and 7K8741 Demolition Bucket Arrangements listed on Page 132^

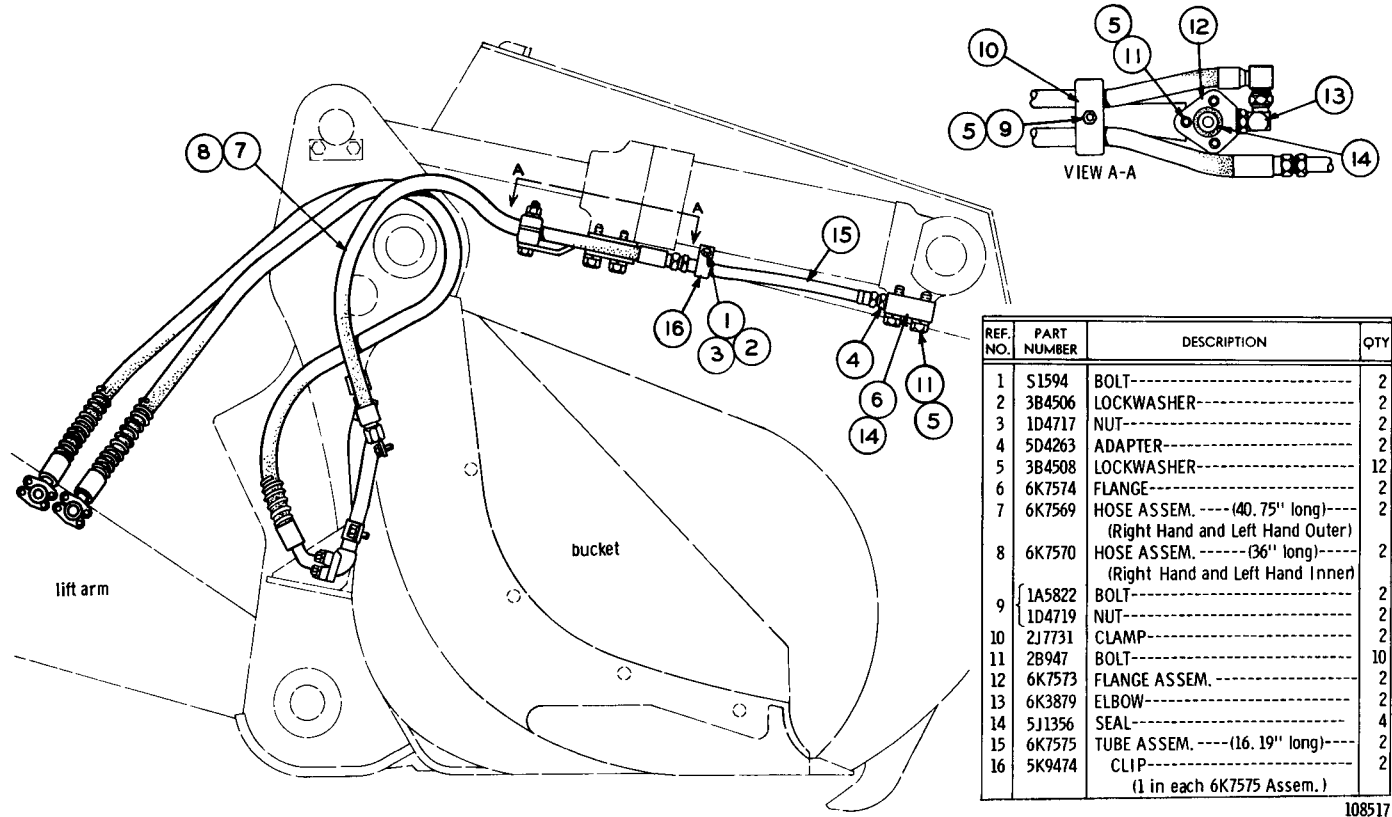
6K7584 HYDRAULIC LINES GROUP—Part 2—Type 1
 Part of 6K7736, 7K3397 and 7K8741 Demolition Bucket Arrangements listed on Page 132A



REF. NO.	PART NUMBER	DESCRIPTION	QTY
1	7K780	GUARD ASSEM. -----	1
2	2B4329	SPACER ----- (Part of 7K780 Guard Assem.)	3
3	11329	BOLT -----	3
4	3B4508	LOCKWASHER -----	6
5	6K7567	TUBE ASSEM. -----(15.44" long)----	1
6	6K7566	TUBE ASSEM. -----(29.98" long)----	3
7	6K7565	TUBE ASSEM. -----(28.73" long)----	1
8	6K7577	TUBE ASSEM. -----(9.25" long)----	1
9	6K7562	CLAMP -----	1
10	6K7563	HOSE ASSEM. -----(56" long)----	1

REF. NO.	PART NUMBER	DESCRIPTION	QTY
11	5J1584	SEAL -----	2
12	2K190	FLANGE -----	8
13	1A2029	BOLT -----	16
14	3B4506	LOCKWASHER -----	22
15	6K7564	HOSE ASSEM. -----(58" long)----	1
16	2H3855	BOLT -----	3
17	6K7576	TUBE ASSEM. -----(11.72" long)----	1
18	6K7568	TUBE ASSEM. -----(20.19" long)----	1
19	6K4234	CLIP -----	2
20	S1594	BOLT -----	6

123250

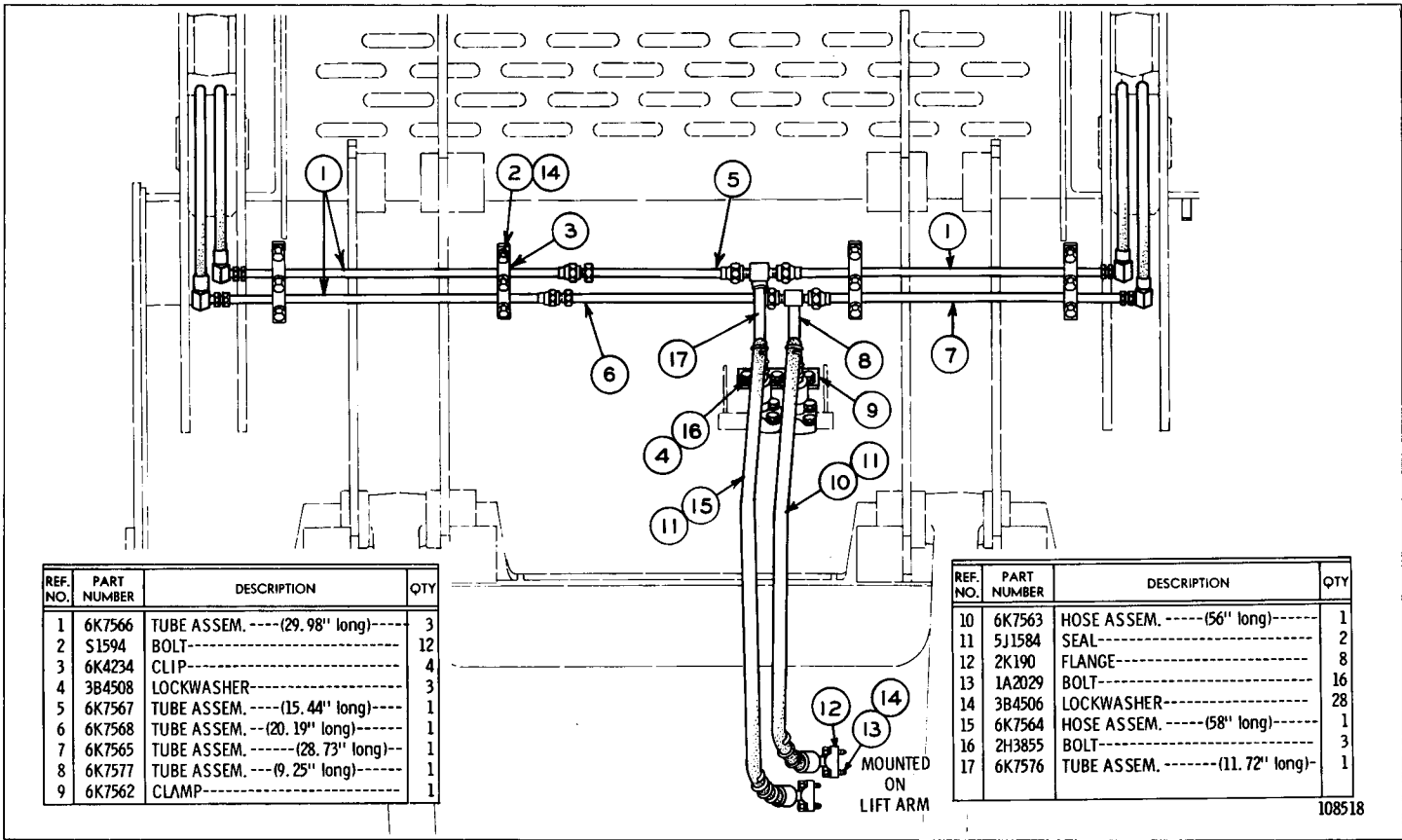


REF. NO.	PART NUMBER	DESCRIPTION	QTY
1	S1594	BOLT-----	2
2	3B4506	LOCKWASHER-----	2
3	1D4717	NUT-----	2
4	5D4263	ADAPTER-----	2
5	3B4508	LOCKWASHER-----	12
6	6K7574	FLANGE-----	2
7	6K7569	HOSE ASSEM. -----(40. 75" long)----- (Right Hand and Left Hand Outer)	2
8	6K7570	HOSE ASSEM. -----(36" long)----- (Right Hand and Left Hand Inner)	2
9	1A5822	BOLT-----	2
	1D4719	NUT-----	2
10	2J7731	CLAMP-----	2
11	2B947	BOLT-----	10
12	6K7573	FLANGE ASSEM.-----	2
13	6K3879	ELBOW-----	2
14	5J1356	SEAL-----	4
15	6K7575	TUBE ASSEM. -----(16. 19" long)-----	2
16	5K9474	CLIP----- (1 in each 6K7575 Assem.)	2

108517

6K7584 HYDRAULIC LINES GROUP—Part 1—Type 2
 Part of 6K7736, 7K3397 and 7K8741 Demolition Bucket Arrangements listed on Page 132A

6K7584 HYDRAULIC LINES GROUP—Part 2—Type 2
 Part of 6K7736, 7K3397 and 7K8741 Demolition Bucket Arrangements listed on Page 132A



REF. NO.	PART NUMBER	DESCRIPTION	QTY
1	6K7566	TUBE ASSEM. ----(29.98" long)----	3
2	S1594	BOLT-----	12
3	6K4234	CLIP-----	4
4	3B4508	LOCKWASHER-----	3
5	6K7567	TUBE ASSEM. ----(15.44" long)----	1
6	6K7568	TUBE ASSEM. --(20.19" long)----	1
7	6K7565	TUBE ASSEM. ----(28.73" long)----	1
8	6K7577	TUBE ASSEM. ----(9.25" long)----	1
9	6K7562	CLAMP-----	1

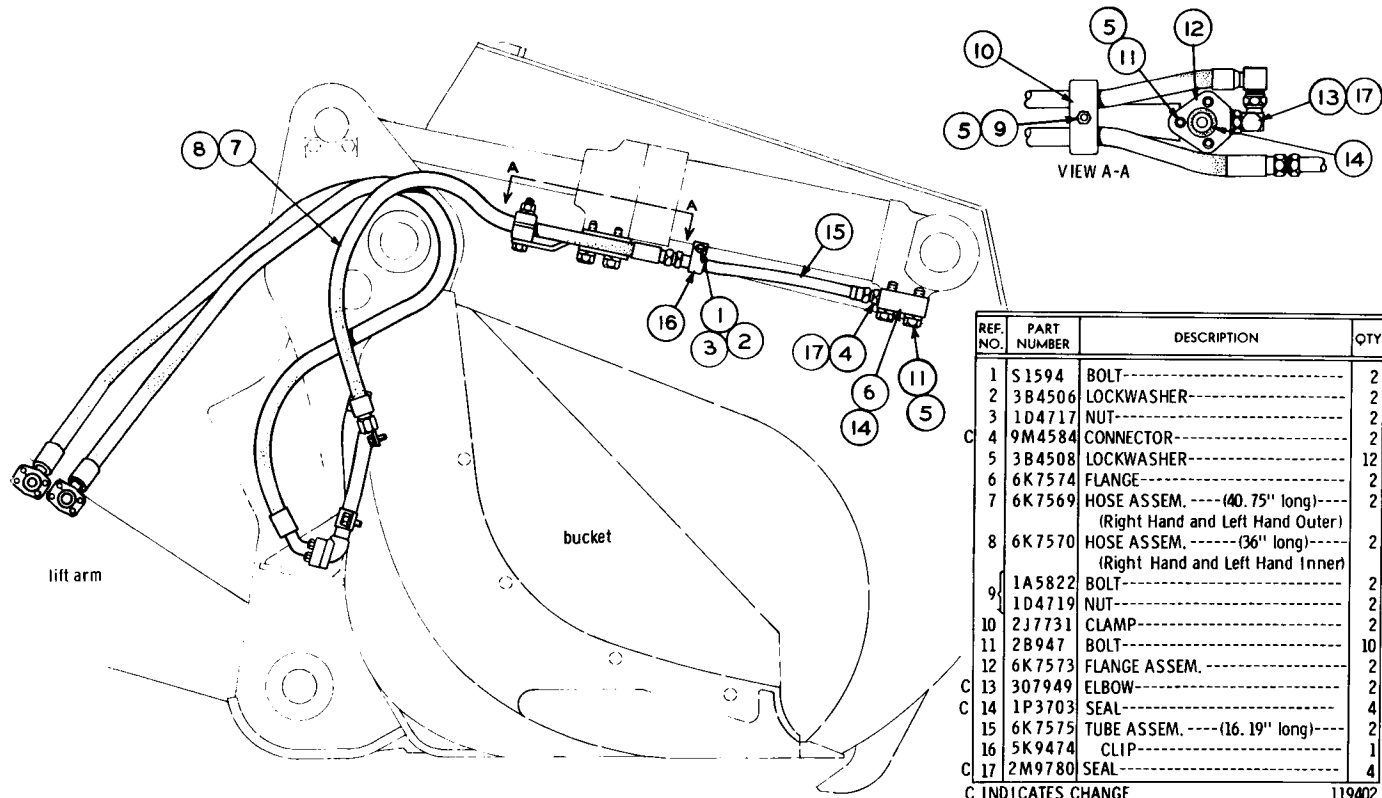
REF. NO.	PART NUMBER	DESCRIPTION	QTY
10	6K7563	HOSE ASSEM. -----(56" long)----	1
11	5J1584	SEAL-----	2
12	2K190	FLANGE-----	8
13	1A2029	BOLT-----	16
14	3B4506	LOCKWASHER-----	28
15	6K7564	HOSE ASSEM. -----(58" long)----	1
16	2H3855	BOLT-----	3
17	6K7576	TUBE ASSEM. -----(11.72" long)----	1

MOUNTED
ON
LIFT ARM

108518

ATTACHMENTS

132B-3

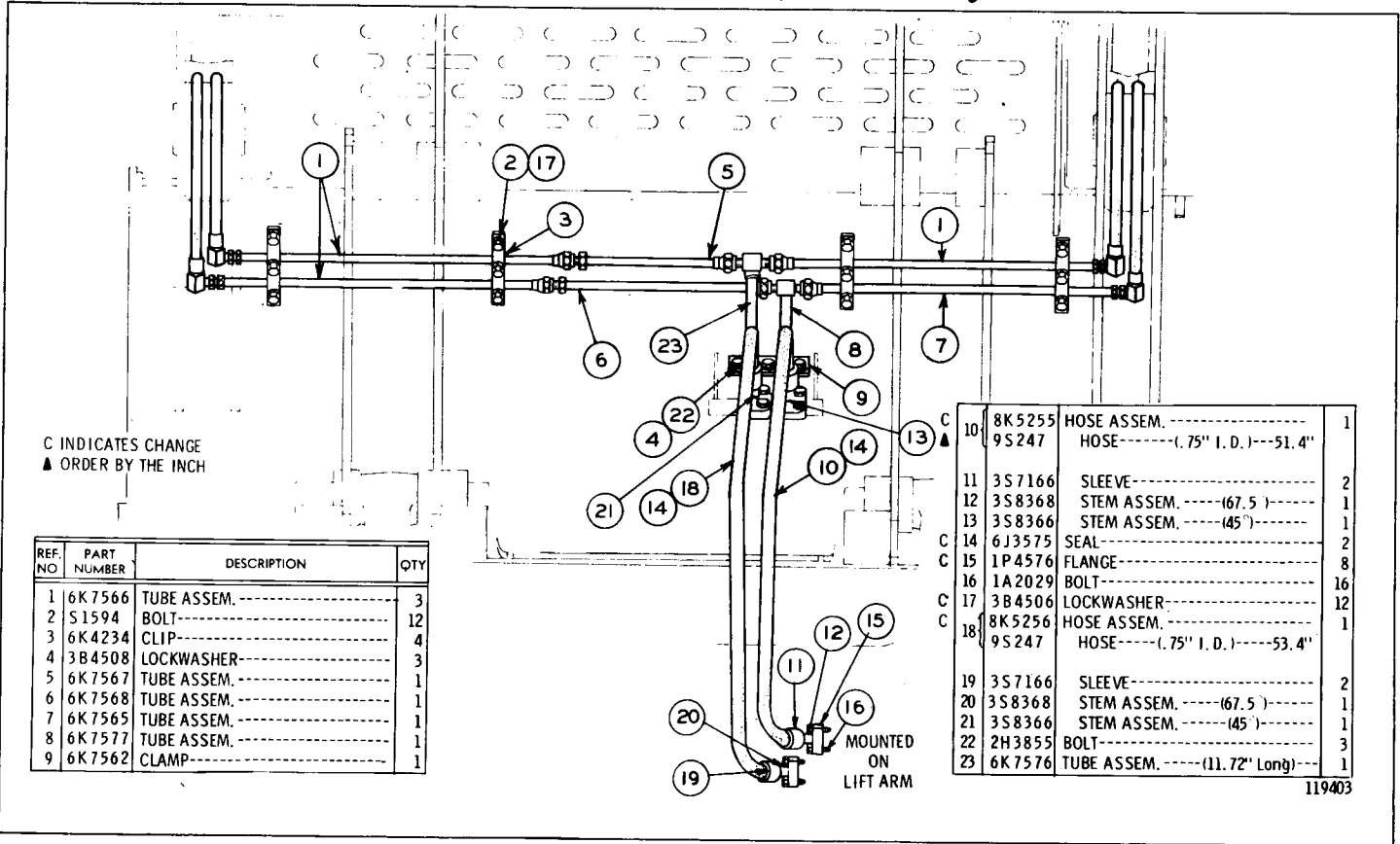


REF. NO.	PART NUMBER	DESCRIPTION	QTY
1	S 1594	BOLT-----	2
2	3B4506	LOCKWASHER-----	2
3	1D4717	NUT-----	2
4	9M4584	CONNECTOR-----	2
5	3B4508	LOCKWASHER-----	12
6	6K7574	FLANGE-----	2
7	6K7569	HOSE ASSEM. ----(40.75" long)----	2
		(Right Hand and Left Hand Outer)	
8	6K7570	HOSE ASSEM. -----(36" long)----	2
		(Right Hand and Left Hand Inner)	
9	1A5822	BOLT-----	2
	1D4719	NUT-----	2
10	2J7731	CLAMP-----	2
11	2B947	BOLT-----	10
12	6K7573	FLANGE ASSEM. ----	2
C 13	307949	ELBOW-----	2
C 14	1P3703	SEAL-----	4
15	6K7575	TUBE ASSEM. -----(16.19" long)----	2
16	5K9474	CLIP-----	1
C 17	2M9780	SEAL-----	4

C INDICATES CHANGE 119402

6K7584 HYDRAULIC LINES GROUP—Part 1—Type 3
 Part of 6K7736, 7K3397 and 7K8741 Arrangements listed on Page 132A

6K7584 HYDRAULIC LINES GROUP—Part 2—Type 3
 Part of 6K7736, 7K3397 and 7K8741 Arrangements listed on Page 132A



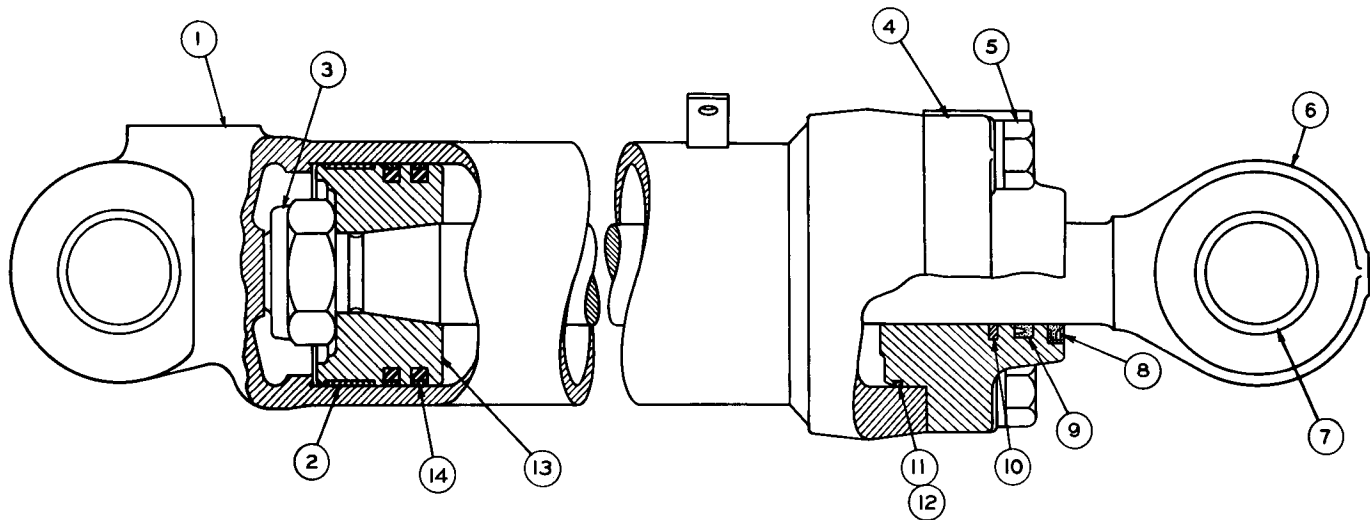
C INDICATES CHANGE
 ▲ ORDER BY THE INCH

REF. NO.	PART NUMBER	DESCRIPTION	QTY
1	6K7566	TUBE ASSEM. -----	3
2	S1594	BOLT-----	12
3	6K4234	CLIP-----	4
4	3B4508	LOCKWASHER-----	3
5	6K7567	TUBE ASSEM. -----	1
6	6K7568	TUBE ASSEM. -----	1
7	6K7565	TUBE ASSEM. -----	1
8	6K7577	TUBE ASSEM. -----	1
9	6K7562	CLAMP-----	1

10	8K5255	HOSE ASSEM. -----	1
	9S247	HOSE-----(.75" I. D.)-----51.4"	
11	3S7166	SLEEVE-----	2
12	3S8368	STEM ASSEM. -----(67.5")-----	1
13	3S8366	STEM ASSEM. -----(45")-----	1
C 14	6J3575	SEAL-----	2
C 15	1P4576	FLANGE-----	8
16	1A2029	BOLT-----	16
C 17	3B4506	LOCKWASHER-----	12
C 18	8K5256	HOSE ASSEM. -----	1
	9S247	HOSE-----(.75" I. D.)-----53.4"	
19	3S7166	SLEEVE-----	2
20	3S8368	STEM ASSEM. -----(67.5")-----	1
21	3S8366	STEM ASSEM. -----(45")-----	1
22	2H3855	BOLT-----	3
23	6K7576	TUBE ASSEM. -----(11.72" Long)-----	1

MOUNTED ON LIFT ARM

119403



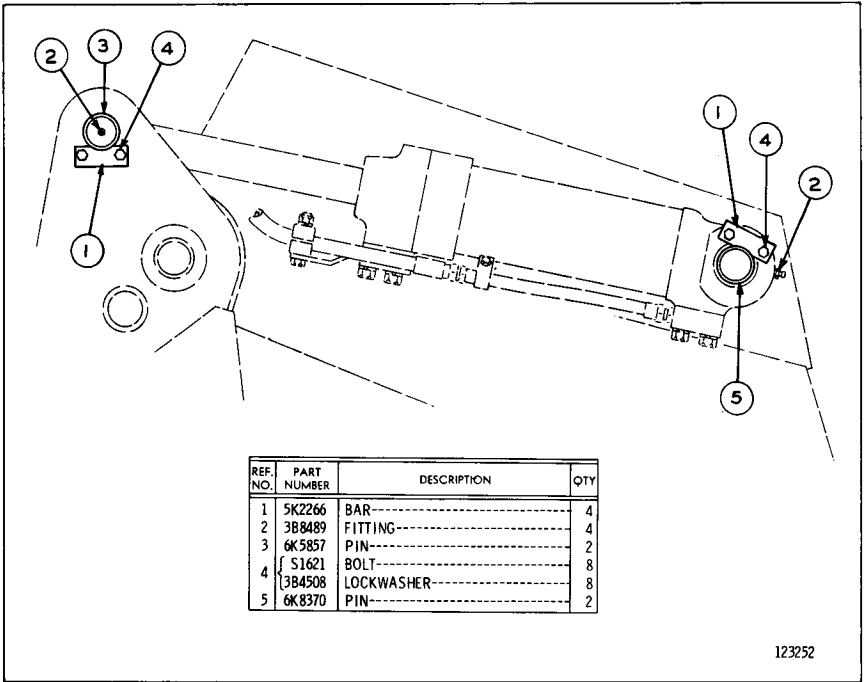
REF. NO.	PART NUMBER	DESCRIPTION	QTY.
1	6J7055	CYLINDER ASSEM.-----	1
	4K300	BEARING----- (Part of 6J7055 Cylinder Assem.)	1
2	4J4606	RING-----	1
3	2J564	NUT-----	1
4	6J7959	HEAD-----	1
5	8H5772	BOLT-----	4
	9M2828	WASHER-----	4

REF. NO.	PART NUMBER	DESCRIPTION	QTY.
6	6J7110	ROD ASSEM.-----	1
7	4K300	BEARING-----	1
		(Part of 6J7110 Rod Assem.)	
8	1K6982	SEAL-----	1
9	5J964	SEAL-----	1
10	5J3620	SEAL-----	1

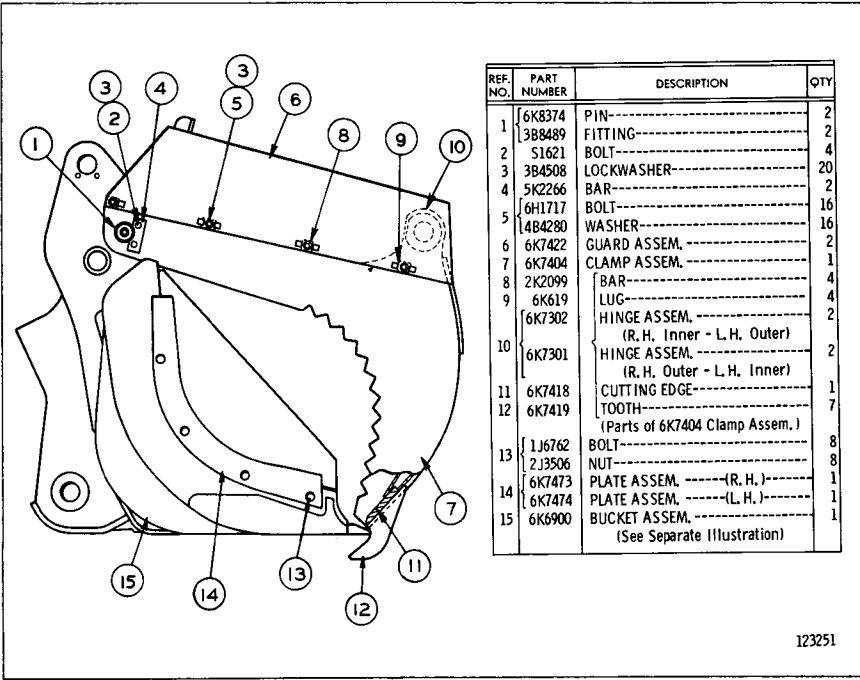
REF. NO.	PART NUMBER	DESCRIPTION	QTY.
11	2H9247	SEAL-----	1
12	2K2961	RING-----	1
13	5J4545	PISTON-----	1
14	5J4988	SEAL ASSEM.-----	2

123248

6J7056 HYDRAULIC CYLINDER GROUP—2 Required—5.50" Bore x 31.70" Stroke
 Part of 6K7736, 9K3397 and 7K8741 Demolition Bucket Arrangements listed on Page 132A



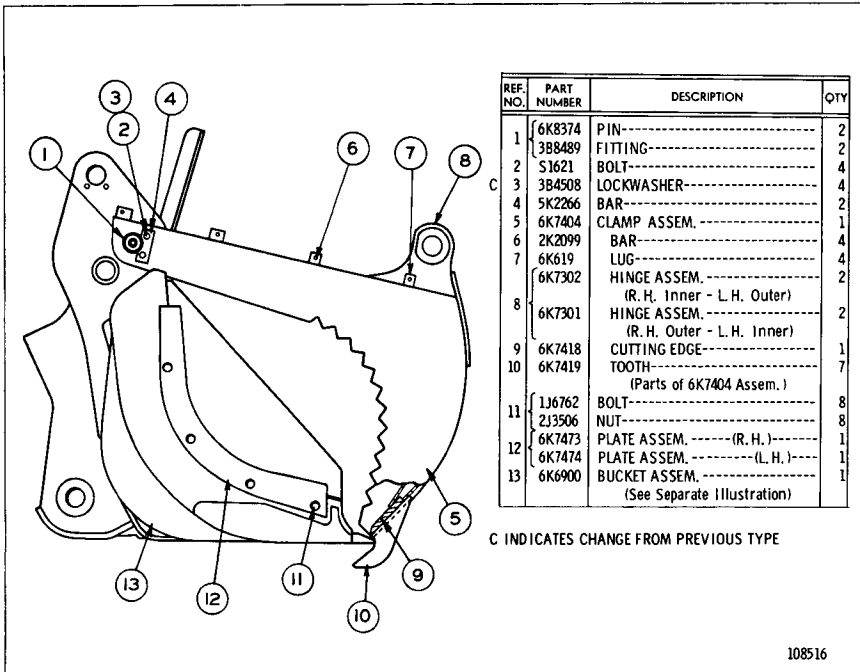
6K8364 CYLINDER MOUNTING GROUP
 Part of 6K7736, 9K3397 and 7K8741 Demolition Bucket
 Arrangements listed on Page 132A



123251

6K8363 BUCKET GROUP—96" Wide—Type 1

Part of 6K7736 & 7K3397 Demolition Bucket Arrangements listed on Page 132A

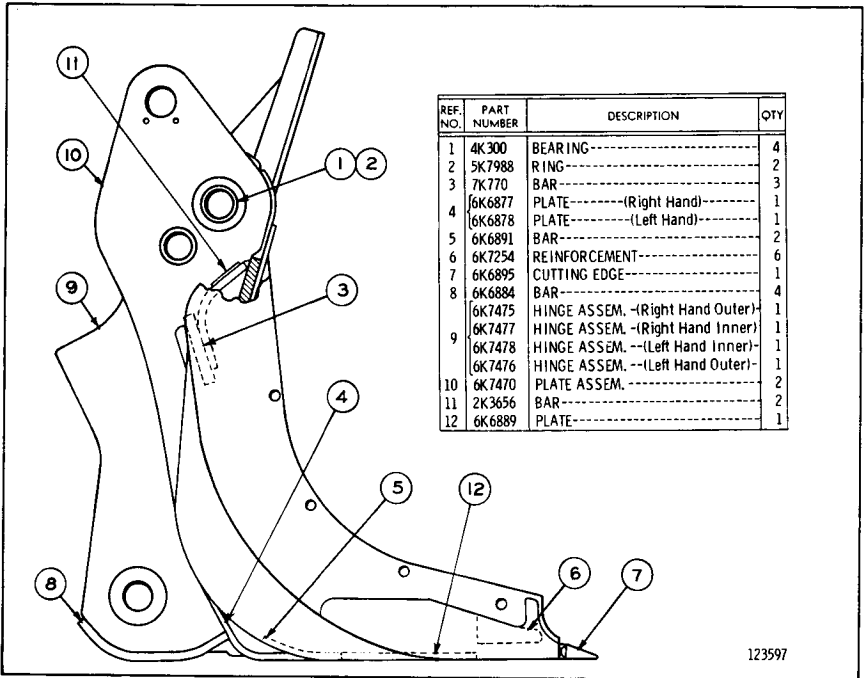


C INDICATES CHANGE FROM PREVIOUS TYPE

108516

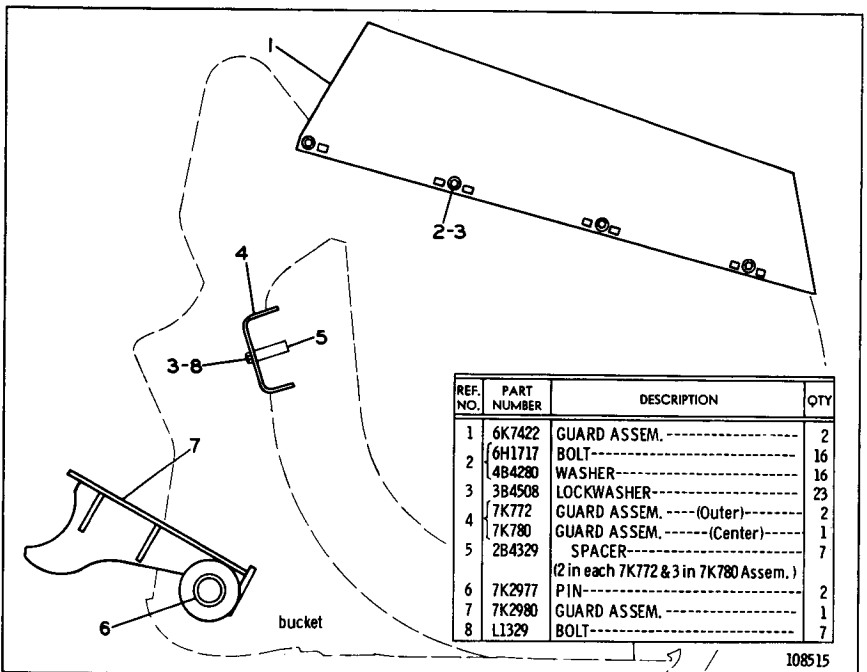
6K8363 BUCKET GROUP—96" Wide—Type 2

Part of 6K7736 & 7K3397 Demolition Bucket Arrangements listed on Page 132A



123597

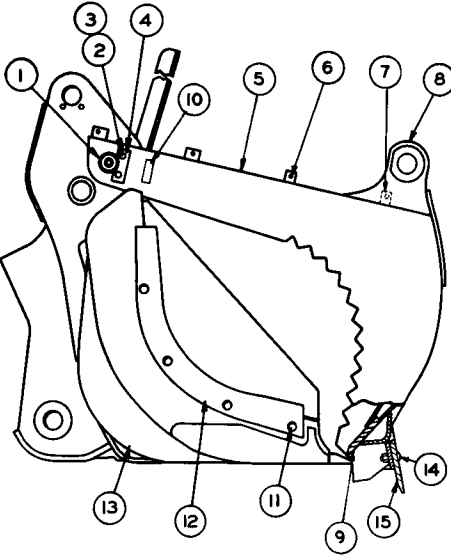
6K6900 BUCKET ASSEMBLY
Part of 6K8363 Bucket Group



108515

7K3399 BUCKET GUARD GROUP—Type 1
Part of 7K3397 and 7K8741 Demolition Bucket Arrangements
listed on Page 132A

C INDICATES CHANGE

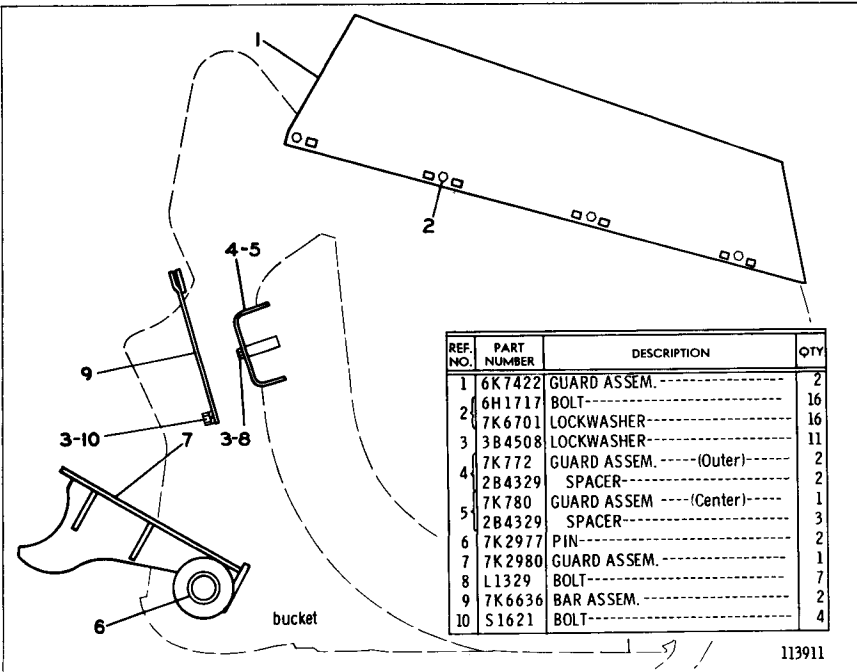


REF. NO.	PART NUMBER	DESCRIPTION	QTY
1	6K8374	PIN-----	2
	3B8489	FITTING-----	2
2	S1621	BOLT-----	4
3	3B4508	LOCKWASHER-----	4
4	5K2266	BAR-----	2
5	7K6704	CLAMP ASSEM.-----	1
6	2K2099	BAR-----	4
7	6K619	LUG-----	4
	6K7302	HINGE ASSEM.-----	2
		(R. H. Inner - L. H. Outer)	
8	6K7301	HINGE ASSEM.-----	2
		(R. H. Outer - L. H. Outer)	
9	6K7418	CUTTING EDGE-----	1
10	2K3656	BAR-----	1
	1J6762	BOLT-----	8
	2J3506	NUT-----	8
12	6K7473	PLATE ASSEM.----- (R. H.)-----	1
	6K7474	PLATE ASSEM.----- (L. H.)-----	1
13	7K6707	BUCKET ASSEM.-----	1
		(See Separate Illustration)	
14	4F3654	BOLT-----	22
	4K367	NUT-----	22
15	5J6906	CUTTING EDGE-----	1

113910

7K6708 BUCKET GROUP—96" Wide

Part of 7K8741 Demolition Bucket Arrangement listed on Page 132A

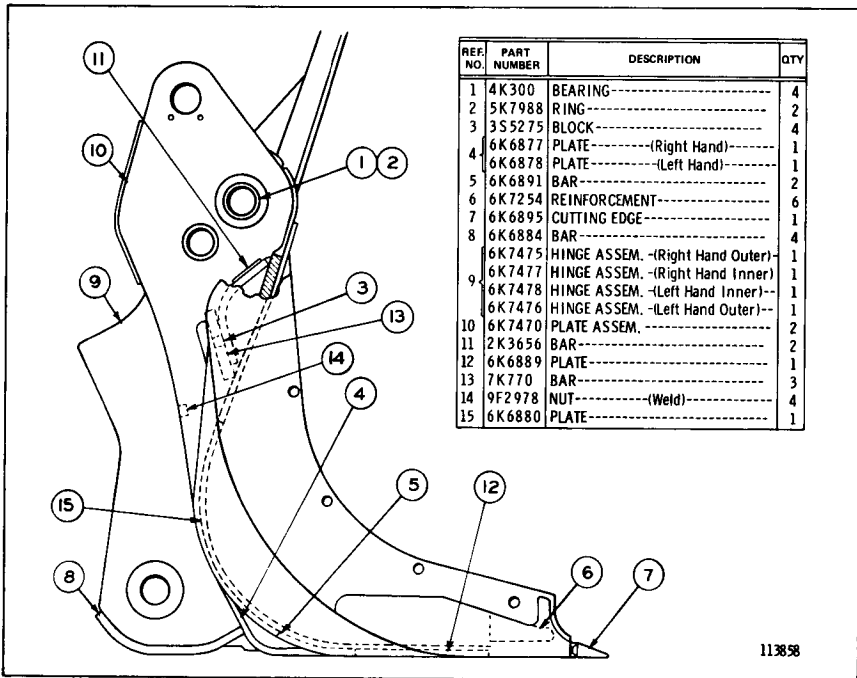


REF. NO.	PART NUMBER	DESCRIPTION	QTY
1	6K7422	GUARD ASSEM.-----	2
2	6H1717	BOLT-----	16
	7K6701	LOCKWASHER-----	16
3	3B4508	LOCKWASHER-----	11
4	7K772	GUARD ASSEM.----- (Outer)-----	2
	2B4329	SPACER-----	2
5	7K780	GUARD ASSEM.----- (Center)-----	1
	2B4329	SPACER-----	3
6	7K2977	PIN-----	2
7	7K2980	GUARD ASSEM.-----	1
8	L1329	BOLT-----	7
9	7K6636	BAR ASSEM.-----	2
10	S1621	BOLT-----	4

113911

7K3399 BUCKET GUARD GROUP—Type 2

Part of 7K3397 and 7K8741 Demolition Bucket Arrangements listed on Page 132A



113858

7K6707 BUCKET ASSEMBLY--96" Wide
Part of 7K6708 Demolition Bucket Group

REF. NO.	PART NUMBER	DESCRIPTION	QTY.
1	2J3505	NUT-----	16
2	5K9024	ADAPTER-----	8
3	4K8	PLUG-----	8
4	6K7227	TIP-----	8

REF. NO.	PART NUMBER	DESCRIPTION	QTY.
5	4K32	PIN-----	8
6	1D4629	BOLT-----	16
	FE034898-04	FORM----- (Instructions for installing Conical Type Bucket Teeth)	1

126033

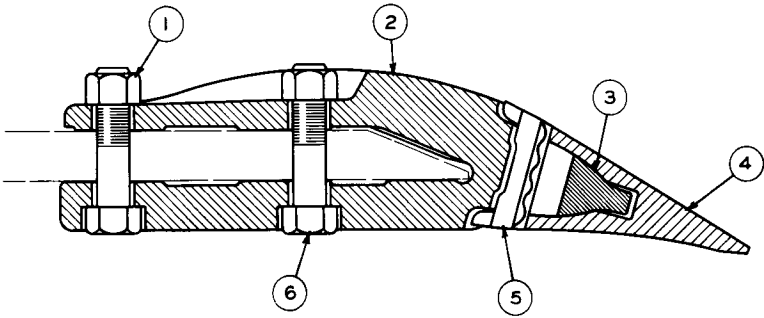
7K3231 TOOTH GROUP—Short Tip
FOR USE WITH 6K7736 AND 7K7841 DEMOLITION BUCKET
ARRANGEMENTS LISTED ON PAGE 132A

REF. NO.	PART NUMBER	DESCRIPTION	QTY.
1	2J3505	NUT-----	16
2	5K9024	ADAPTER-----	8
3	4K8	PLUG-----	8
4	5K2926	TIP-----	8

REF. NO.	PART NUMBER	DESCRIPTION	QTY.
5	4K32	PIN-----	8
6	1D4629	BOLT-----	16
	FE034898	FORM----- (Instructions for installing Conical Type Bucket Teeth)	1

99491

5K9023 TOOTH GROUP—Short Tip
FOR USE WITH GENERAL PURPOSE, LOOSE MATERIAL
AND MULTI-PURPOSE BUCKETS

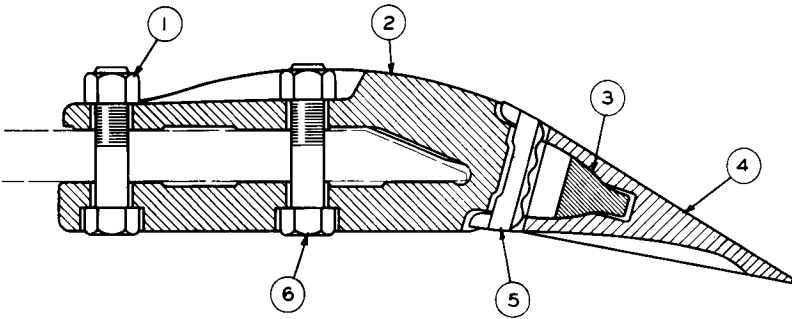


REF NO	PART NUMBER	DESCRIPTION	QTY
1	2J3505	NUT-----	18
2	5K9024	ADAPTER-----	9
3	4K8	PLUG-----	9
4	5K2926	TIP-----	9

REF NO	PART NUMBER	DESCRIPTION	QTY
5	4K32	PIN-----	9
6	1D4629	BOLT-----	9
	34898	FORM--(Installation Instructions)--	1

99492

6K1340 TOOTH GROUP--SHORT TIP
FOR USE WITH GENERAL PURPOSE AND SIDE DUMP BUCKETS



REF NO	PART NUMBER	DESCRIPTION	QTY
1	2J3505	NUT-----	16
2	5K9024	ADAPTER-----	8
3	4K8	PLUG-----	8
4	4K6148	TIP-----	8

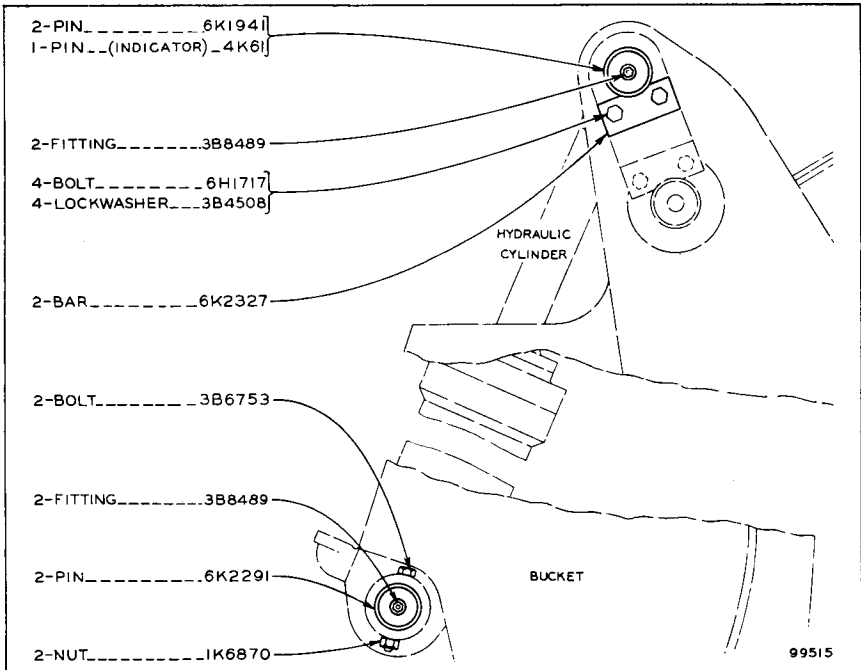
REF NO	PART NUMBER	DESCRIPTION	QTY
5	4K32	PIN-----	8
6	1D4629	BOLT-----	16
	FE034898	FORM-----	1
		(Instructions for installing Conical Type Bucket Teeth)	

99490

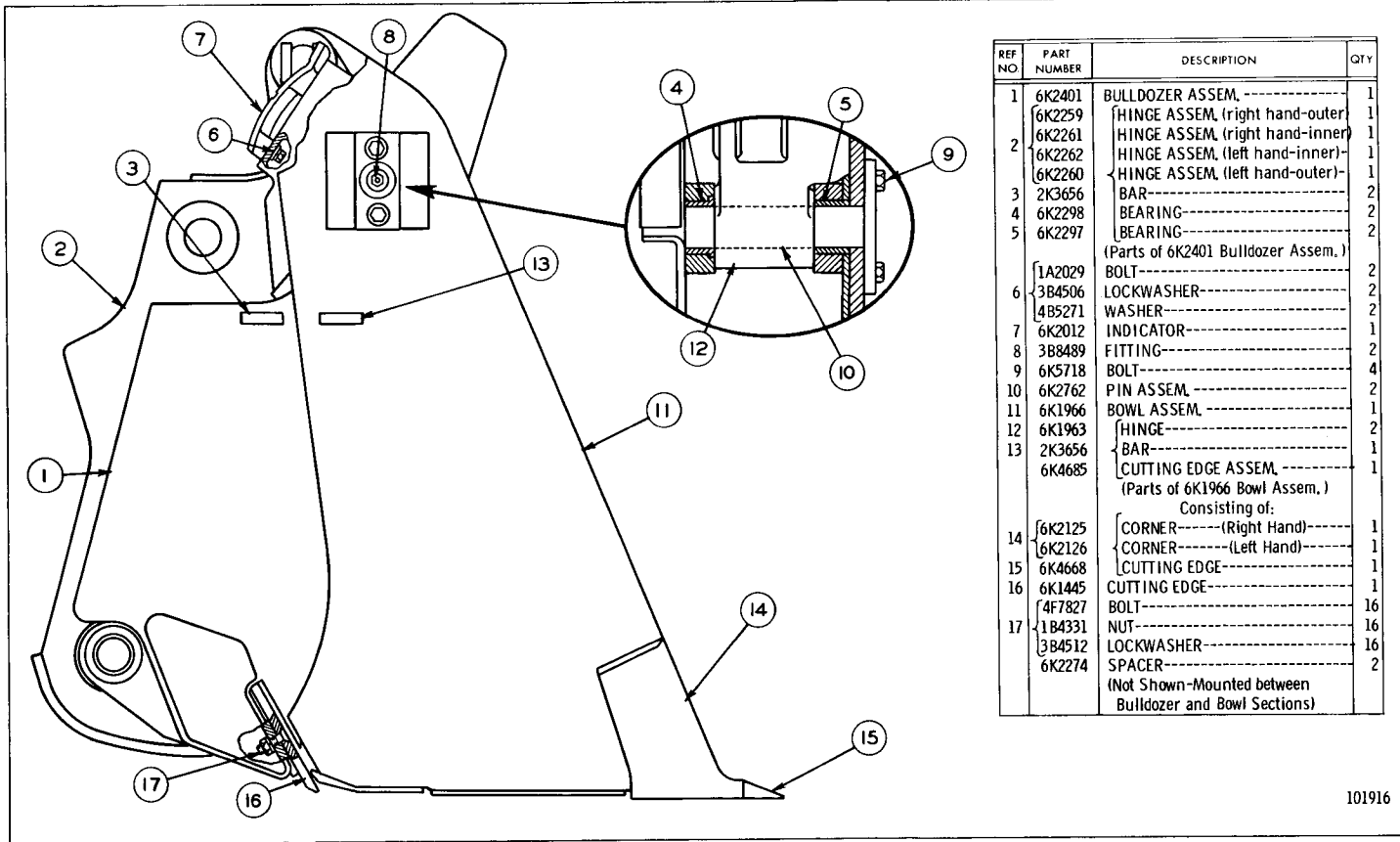
5K9022 TOOTH GROUP--LONG TIP
FOR USE WITH GENERAL PURPOSE AND LOOSE MATERIAL BUCKETS

CONSISTS OF:		PAGE
1	6J1165 CYLINDER GROUP	138
1	6J1166 CYLINDER GROUP	138
1	6K2306 BUCKET GROUP	136
1	6K2564 FRONT LINES GROUP	137
1	6K2925 CYLINDER MOUNTING GROUP	135

6K1096 MULTI-PURPOSE BUCKET ARRANGEMENT
 2.5 CUBIC YARD--96" WIDE
 ONLY SEPARATE PARTS SERVICED



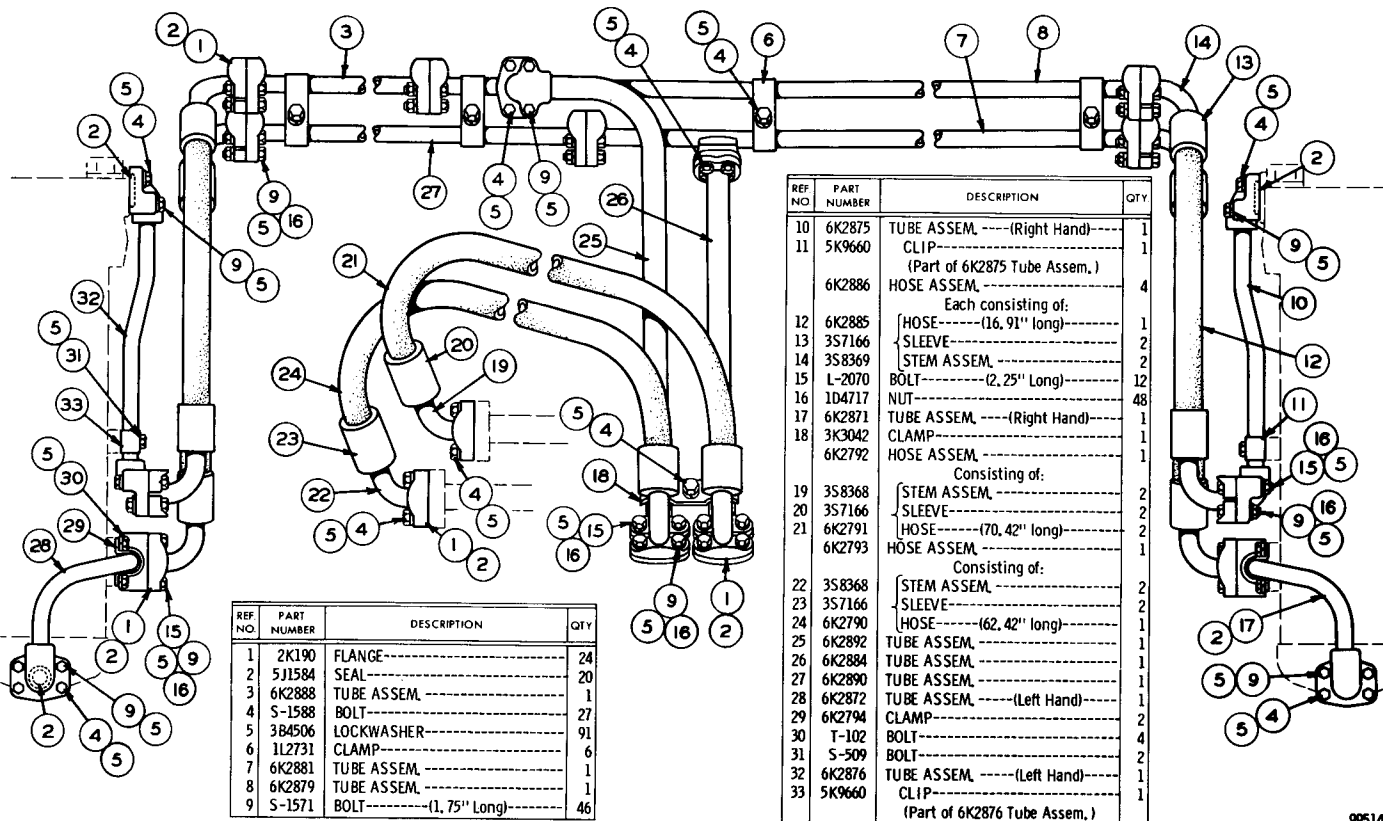
6K2925 CYLINDER MOUNTING GROUP
 PART OF 6K1096 MULTI-PURPOSE BUCKET ARRANGEMENT



101916

6K2306 MULTI-PURPOSE BUCKET GROUP
PART OF 6K1096 MULTI-PURPOSE BUCKET ARRANGEMENT LISTED ON PAGE 135

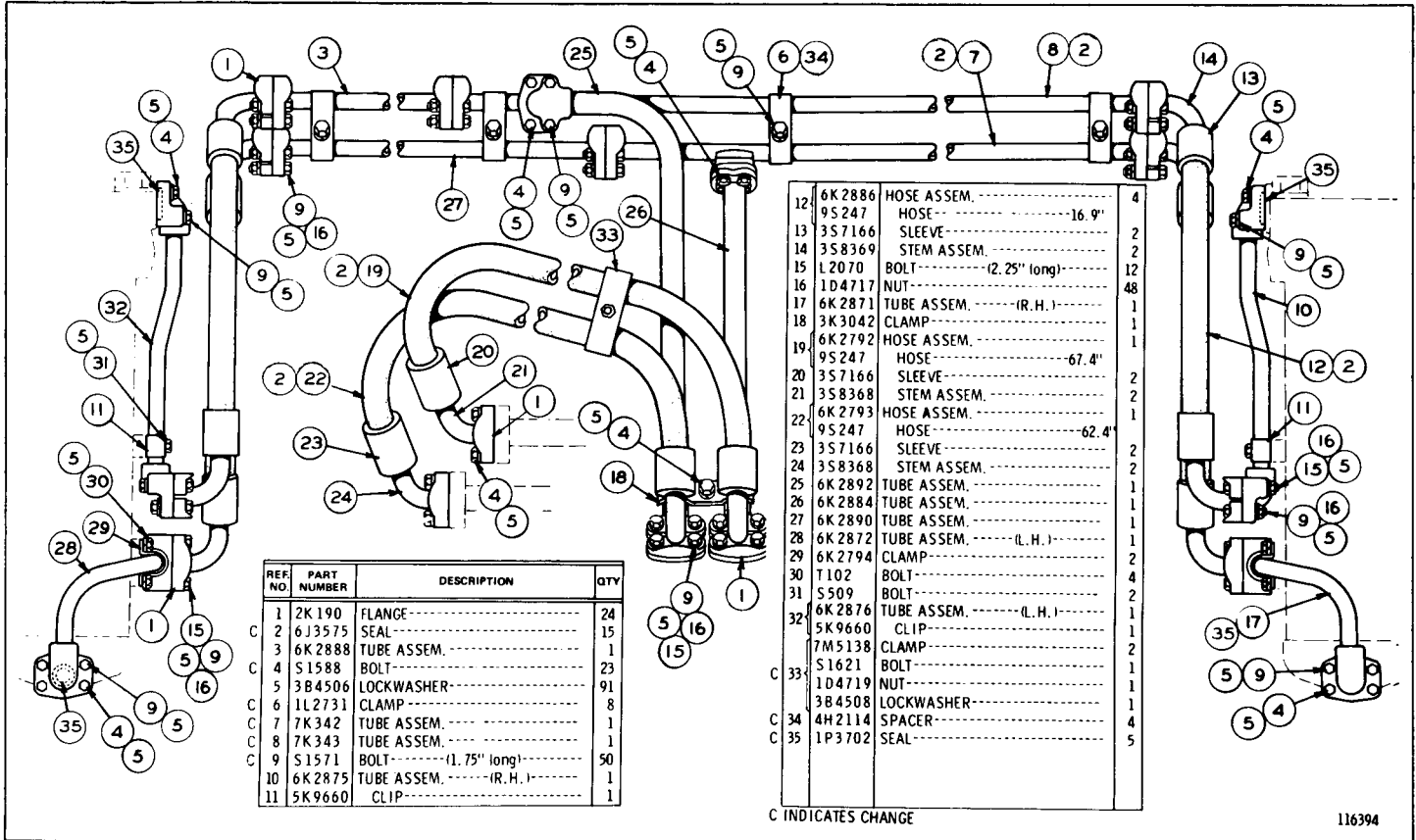
6K2564 FRONT LINES GROUP—As Viewed from Rear of Machine—Type 1
 Part of 6K1096 Multi-Purpose Bucket Arrangement listed on Page 135



ATTACHMENTS

136A

6K2564 FRONT LINES GROUP—As Viewed from Rear of Machine—Type 2
Part of 6K1096 Multi-Purpose Bucket Arrangement listed on Page 135

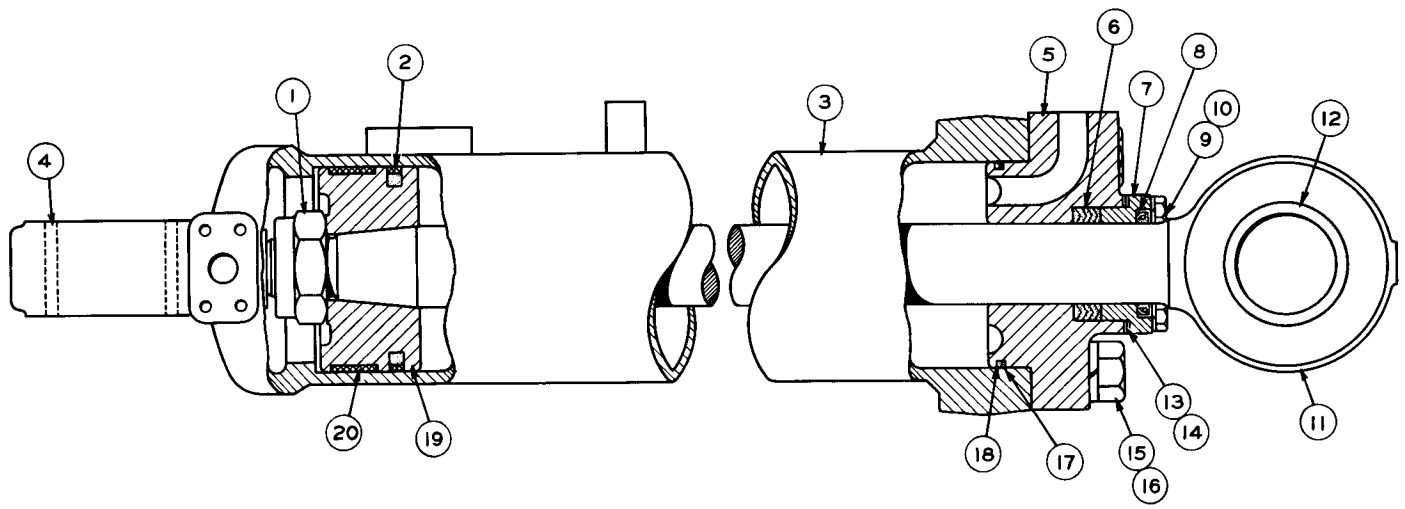


REF. NO.	PART NUMBER	DESCRIPTION	QTY
	1	2K 190 FLANGE	24
	2	6J 3575 SEAL	15
C	3	6K 2888 TUBE ASSEM.	1
C	4	S 1588 BOLT	23
	5	3B 4506 LOCKWASHER	91
	6	1L 2731 CLAMP	8
	7	7K 342 TUBE ASSEM.	1
	8	7K 343 TUBE ASSEM.	1
	9	S 1571 BOLT (1.75" long)	50
	10	6K 2875 TUBE ASSEM. (R. H.)	1
	11	5K 9660 CLIP	1

12	6K 2886	HOSE ASSEM.	4
	9S 247	HOSE (16.9')	
13	3S 7166	SLEEVE	2
14	3S 8369	STEM ASSEM.	2
15	L 2070	BOLT (2.25" long)	12
16	1D 4717	NUT	48
17	6K 2871	TUBE ASSEM. (R. H.)	1
18	3K 3042	CLAMP	1
19	6K 2792	HOSE ASSEM.	1
	9S 247	HOSE (67.4')	
20	3S 7166	SLEEVE	2
21	3S 8368	STEM ASSEM.	2
22	6K 2793	HOSE ASSEM.	1
	9S 247	HOSE (62.4')	
23	3S 7166	SLEEVE	2
24	3S 8368	STEM ASSEM.	2
25	6K 2892	TUBE ASSEM.	1
26	6K 2884	TUBE ASSEM.	1
27	6K 2890	TUBE ASSEM.	1
28	6K 2872	TUBE ASSEM. (L. H.)	1
29	6K 2794	CLAMP	2
30	T 102	BOLT	4
31	S 509	BOLT	2
32	6K 2876	TUBE ASSEM. (L. H.)	1
	5K 9660	CLIP	1
	7M 5138	CLAMP	2
	S 1621	BOLT	1
C 33	1D 4719	NUT	1
	3B 4508	LOCKWASHER	1
C 34	4H 2114	SPACER	4
C 35	1P 3702	SEAL	5

C INDICATES CHANGE

116394



REF. NO.	PART NUMBER	DESCRIPTION	QTY
1	2J3950	NUT-----	1
2	5J5020	SEAL ASSEM.-----	1
3	6J2285	CYLINDER ASSEM. --(Right Hand) (Part of 6J1165 Cylinder Group)	1
	6J1160	CYLINDER ASSEM. ---(Left Hand) (Part of 6J1166 Cylinder Group)	1
4	2K4442	BEARING-----	1
5	6J1163	HEAD-----	1

REF. NO.	PART NUMBER	DESCRIPTION	QTY
6	3F9609	PACKING-----	1
7	2J3860	RETAINER-----	1
8	1K6981	SEAL-----	1
9	3B1915	BOLT-----	4
10	3B4506	LOCKWASHER-----	4
11	6J1162	ROD ASSEM.-----	1
12	2K4442	BEARING----- (Part of 6J1162 Rod Assem.)	1

REF. NO.	PART NUMBER	DESCRIPTION	QTY
13	2J3864	SHIM-----(.0478" Thick)-----	1
14	2J3861	SHIM-----(.010" Thick)-----	6
15	1D4627	BOLT-----	4
16	3B4514	LOCKWASHER-----	4
17	2K4096	RING-----	1
18	5F3144	SEAL-----	1
19	5J1922	PISTON-----	1
20	4J4630	RING-----	1

99512

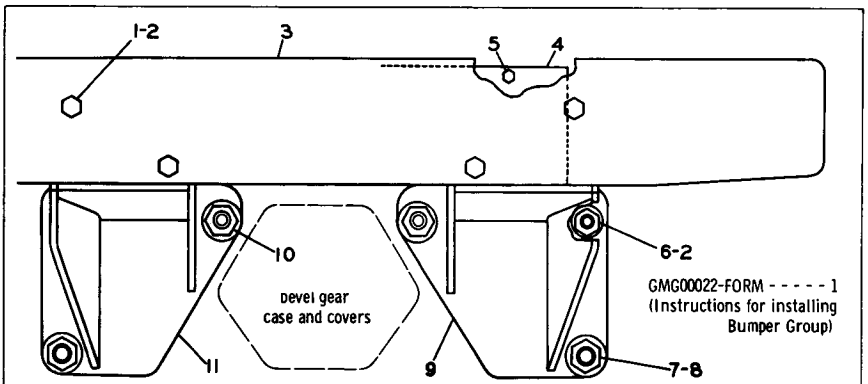
6J1165 CYLINDER GROUP--R.H.--5.00" Bore x 14.10" Stroke
 6J1166 CYLINDER GROUP--L.H.--5.00" Bore x 14.10" Stroke
 Part of 6K1096 Multi-Purpose Bucket Arrangement listed on Page 135

CONSISTS OF:

PAGE

1	5J9893	CYLINDER GROUP.....	141A
	- OR -		
1	8J5749	CYLINDER GROUP.....	141A-1
1	6K904	BUCKET AND SUPPORT GROUP.....	140
1	6K1721	HYDRAULIC LINES GROUP.....	142

6K707 SIDE DUMP BUCKET ARRANGEMENT
 2.5 Cubic Yard—111" Wide. Only separate parts serviced
 FOR USE WITH THIRD HYDRAULIC VALVE AND COUNTERWEIGHT

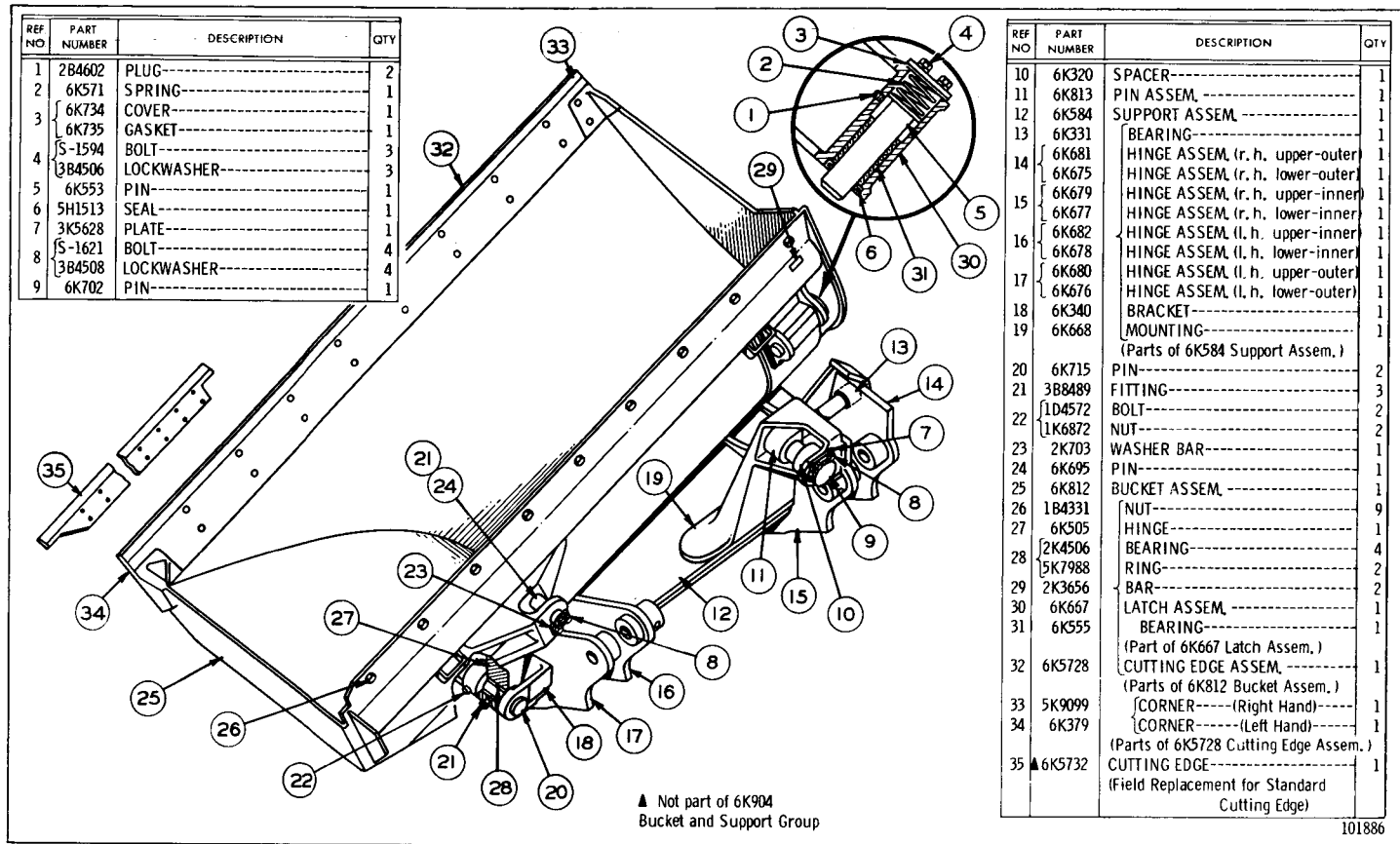


REF. NO.	PART NUMBER	DESCRIPTION	QTY
1	1D4642	BOLT-----	4
	1B4333	NUT-----	6
2	4B4285	WASHER-----	6
3	8S9746	PLATE----- (Bumper)-----	1
4	8S9751	GUARD ASSEM.-----	1
5	1F748	NUT----- (Weld) (Part of 8S9751 Assem.)	2
6	5D3118	STUD-----	2
	3B4516	LOCKWASHER-----	2

REF. NO.	PART NUMBER	DESCRIPTION	QTY
7	2R678	STUD-----	2
	7F482	NUT-----	2
8	3B4524	LOCKWASHER-----	2
	4B5327	WASHER-----	2
9	8S9733	SUPPORT ASSEM. --- (Right Hand)---	1
	3S2113	STUD-----	2
10	1B4210	NUT-----	2
	3B4520	LOCKWASHER-----	2
	4B5326	WASHER-----	2
11	8S9734	SUPPORT ASSEM. --- (Left Hand)---	1

108510

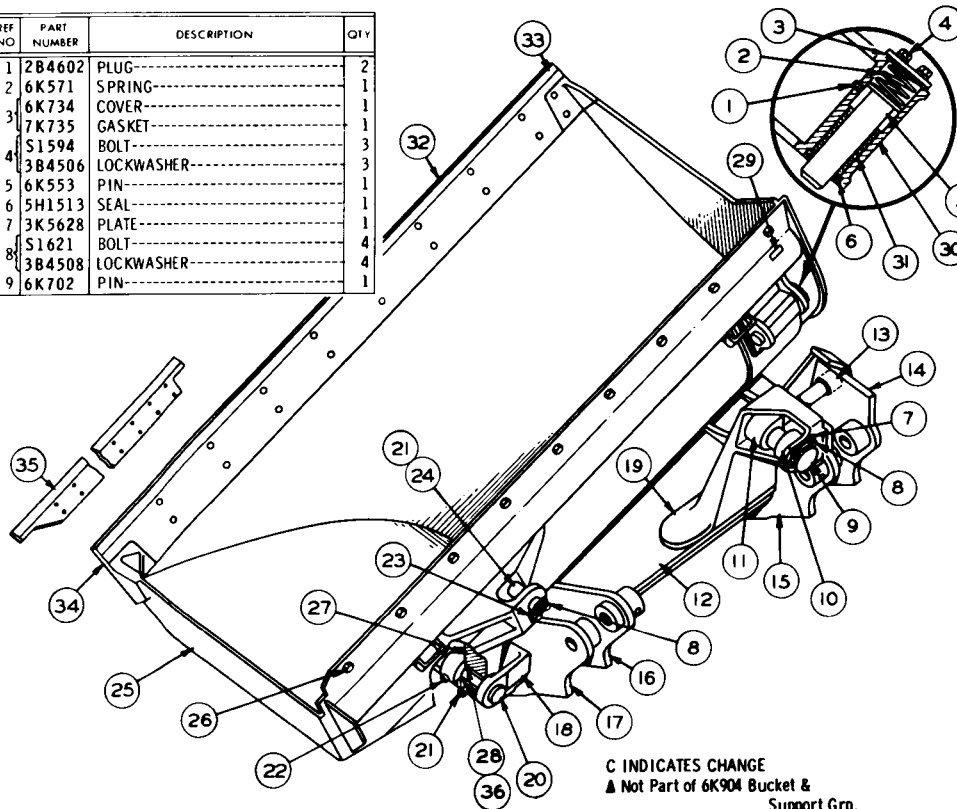
8S9752 BUMPER GROUP



6K904 BUCKET AND SUPPORT GROUP—Type 1
Part of 6K707 Side Dump Bucket Arrangement listed on Page 139

6K904 BUCKET AND SUPPORT GROUP—Type 2
 Part of 6K707 Side Dump Bucket Arrangement listed on Page 139

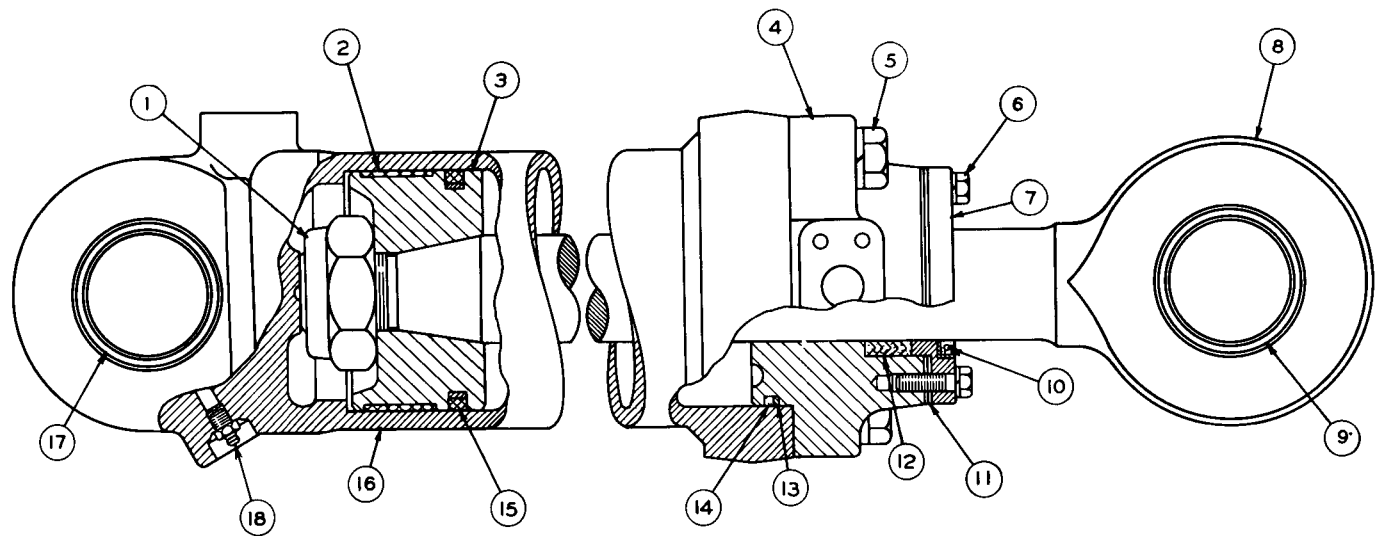
REF NO	PART NUMBER	DESCRIPTION	QTY
1	2B4602	PLUG-----	2
2	6K571	SPRING-----	1
3	6K734	COVER-----	1
3	7K735	GASKET-----	1
4	S1594	BOLT-----	3
4	3B4506	LOCKWASHER---	3
5	6K553	PIN-----	1
6	5H1513	SEAL-----	1
7	3K5628	PLATE-----	1
8	S1621	BOLT-----	4
8	3B4508	LOCKWASHER---	4
9	6K702	PIN-----	1



C INDICATES CHANGE
 ▲ Not Part of 6K904 Bucket & Support Grp.

10	6K320	SPACER-----	1
11	6K813	PIN ASSEM.-----	1
12	6K584	SUPPORT ASSEM.-----	1
13	6K331	BEARING-----	1
14	6K681	HINGE ASSEM. (r. h. upper-outer)	1
14	6K675	HINGE ASSEM. (r. h. lower-outer)	1
14	6K679	HINGE ASSEM. (r. h. upper-inner)	1
15	6K677	HINGE ASSEM. (r. h. lower-inner)	1
16	6K682	HINGE ASSEM. (l. h. upper-inner)	1
16	6K678	HINGE ASSEM. (l. h. lower-inner)	1
17	6K680	HINGE ASSEM. (l. h. upper-outer)	1
17	6K676	HINGE ASSEM. (l. h. lower-outer)	1
18	6K340	BRACKET-----	1
19	6K668	MOUNTING-----	1
20	6K715	PIN-----	2
21	3B8489	FITTING-----	3
21	1D4572	BOLT-----	2
22	1K6872	NUT-----	2
23	2K703	WASHER BAR-----	1
24	6K695	PIN-----	1
25	6K812	BUCKET ASSEM.-----	1
26	1B4331	NUT-----	9
27	6K505	HINGE-----	1
28	9K681	BEARING-----	2
29	2K3656	BAR-----	2
30	6K667	LATCH ASSEM.-----	1
31	6K555	BEARING-----	1
32	6K5728	CUTTING EDGE ASSEM.-----	1
33	5K9099	CORNER (R. H.)-----	1
34	6K379	CORNER (L. H.)-----	1
▲ 35	6K5732	CUTTING EDGE----- (Field Replacement for Standard Cutting Edge)	1
C 36	7K9205	SEAL-----	4

140442



REF NO	PART NUMBER	DESCRIPTION	QTY
1	5J5731	NUT-----	1
2	4J3420	RING-----	1
3	5J9884	PISTON-----	1
4	5J9883	HEAD-----	1
5	1D4608	BOLT-----	4
	3B4512	LOCKWASHER-----	4
	3B1915	BOLT-----	4
6	3B4506	LOCKWASHER-----	4

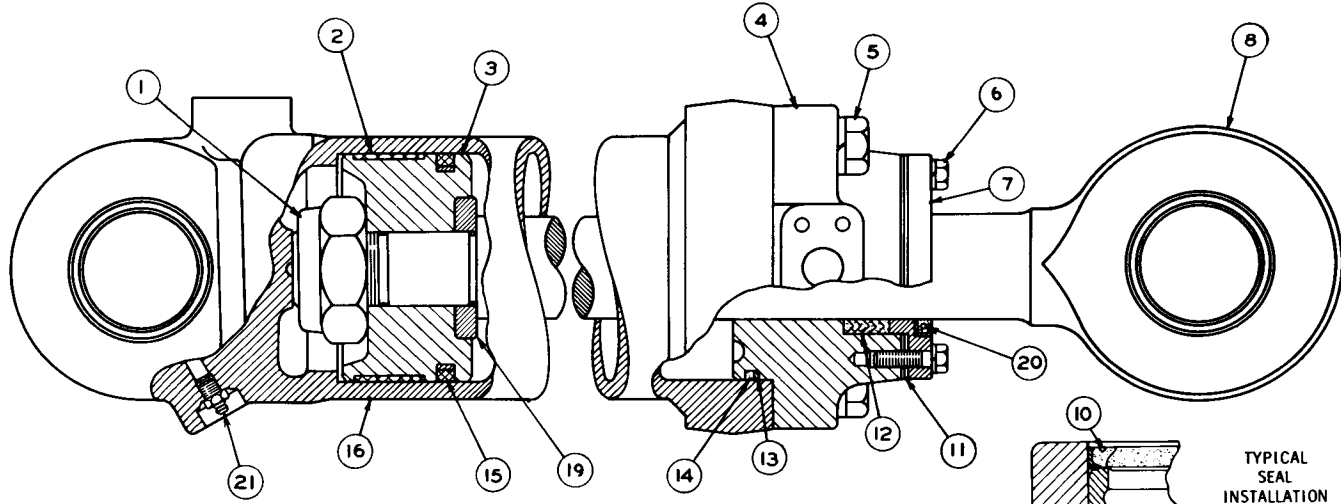
REF NO	PART NUMBER	DESCRIPTION	QTY
7	5J2630	RETAINER-----	1
8	5J9886	ROD ASSEM-----	1
9	2K4507	BEARING (Part of 5J9886 Rod Assem.)	1
10	4J3515	SEAL-----	1
11	5J2629	SHIM-----	6
12	2K4434	PACKING-----	1

REF NO	PART NUMBER	DESCRIPTION	QTY
13	2K4096	RING-----	1
14	5F3144	SEAL-----	1
15	5J5020	SEAL ASSEM-----	1
16	5J9892	CYLINDER ASSEM-----	1
17	5J9889	BEARING (Part of 5J9892 Cylinder Assem.)	1
18	3B8489	FITTING-----	1

99469

5J9893 CYLINDER GROUP--Type 1
Part of 6K707 Side Dump Bucket Arrangement listed on Page 139

8J5749 CYLINDER GROUP (9K3175 N/S)—(Chg. 0-4)
 Part of 6K707 Side Dump Bucket Arrangement listed on Page 139



REF NO	PART NUMBER	DESCRIPTION	QTY
1	5J5731	NUT-----	1
2	4J3420	RING-----	1
3	7J2466	PISTON-----	1
4	5J9883	HEAD-----	1
5	1D4608	BOLT-----	4
	3B4512	LOCKWASHER-----	4
	3B1915	BOLT-----	4
6	3B4506	LOCKWASHER-----	4

7	5J2630	RETAINER-----	1
8	8J5753	ROD ASSEM-----	1
9	7J9344	BEARING-----	1
▲ 10	5P65	SEAL-----	4
11	5J2629	SHIM-----	6
12	2K4434	PACKING-----	1
C 13	2K4096	RING-----	1
14	5F3144	SEAL-----	1
15	5J5020	SEAL ASSEM-----	1
16	8J5750	CYLINDER ASSEM-----	1
17	8J5778	BEARING-----	1

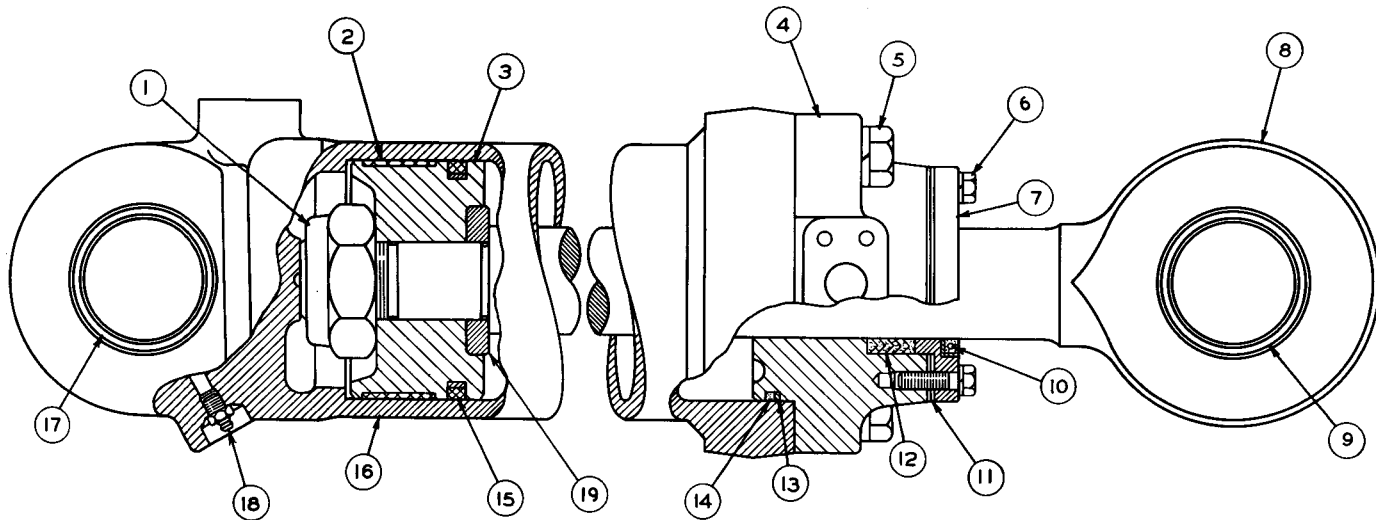
C INDICATES CHANGE

19	7J2467	WASHER-----	1
20	4J3515	SEAL-----	1
21	3B8489	FITTING-----	1

▲ NOT PART OF 8J5749 CYLINDER GROUP

149586

5J9893 CYLINDER GROUP—Type 2
 Part of 6K707 Side Dump Bucket Arrangement listed on Page 139
 Only separate parts serviced. When complete Group is required order 9K3175

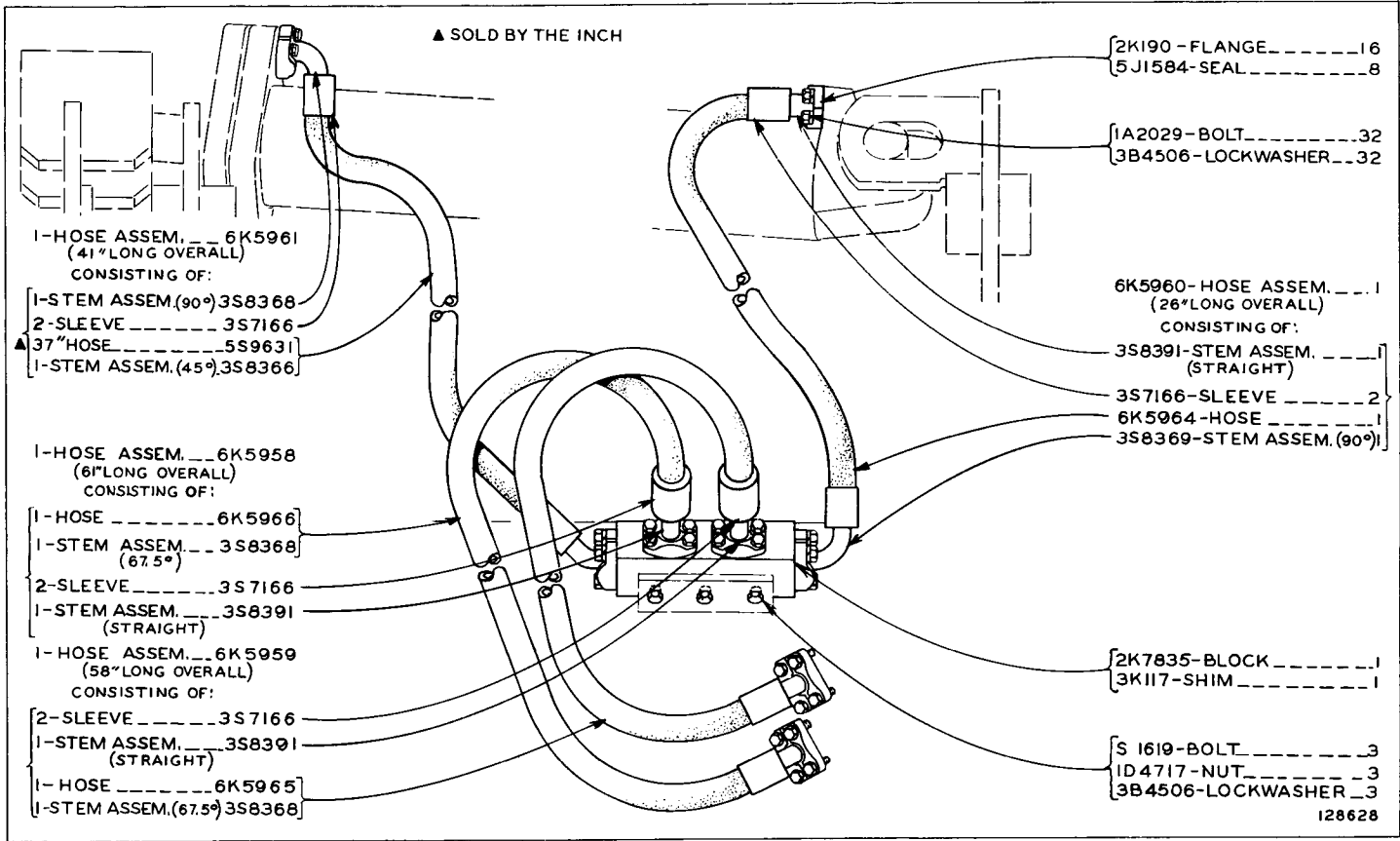


REF. NO.	PART NUMBER	DESCRIPTION	QTY.
1	5J5731	NUT-----	1
2	4J3420	RING-----	1
3	7J2466	PISTON-----	1
4	5J9883	HEAD-----	1
5	1D4608	BOLT-----	4
	3B4512	LOCKWASHER-----	4
6	3B1915	BOLT-----	4
	3B4506	LOCKWASHER-----	4

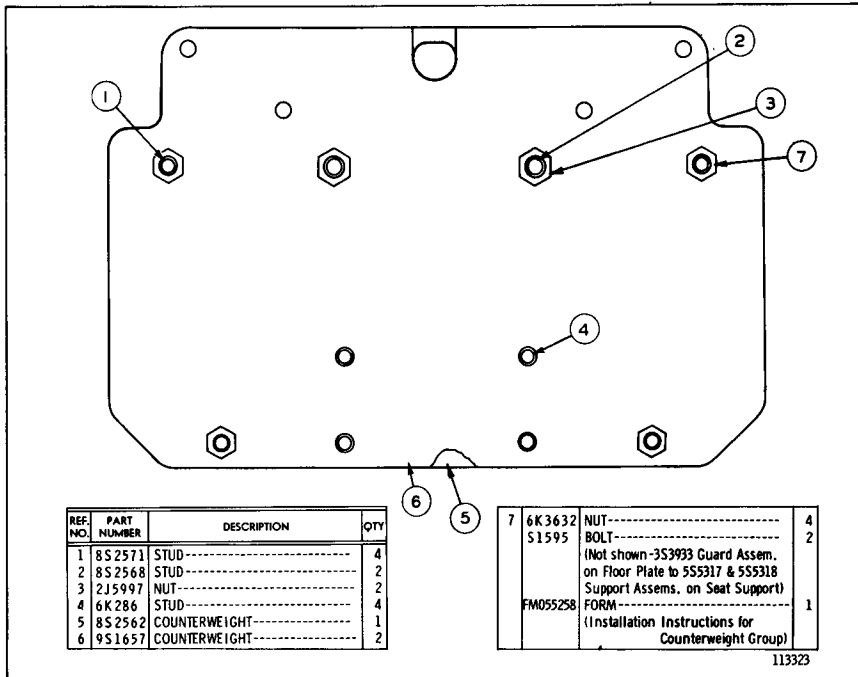
7	5J2630	RETAINER-----	1
8	7J2469	ROD ASSEM.-----	1
9	2K4507	BEARING-----	1
10	4J3515	SEAL-----	1
11	5J2629	SHIM-----	6
12	2K4434	PACKING-----	1

13	2K4069	RING-----	1
14	5F3144	SEAL-----	1
15	5J5020	SEAL ASSEM.-----	1
16	5J9892	CYLINDER ASSEM.-----	1
17	5J9889	BEARING-----	1
18	3B8489	FITTING-----	1
19	7J2467	WASHER-----	1

133930



6K1721 HYDRAULIC LINES GROUP
PART OF 6K707 SIDE DUMP BUCKET ARRANGEMENT LISTED ON PAGE 139

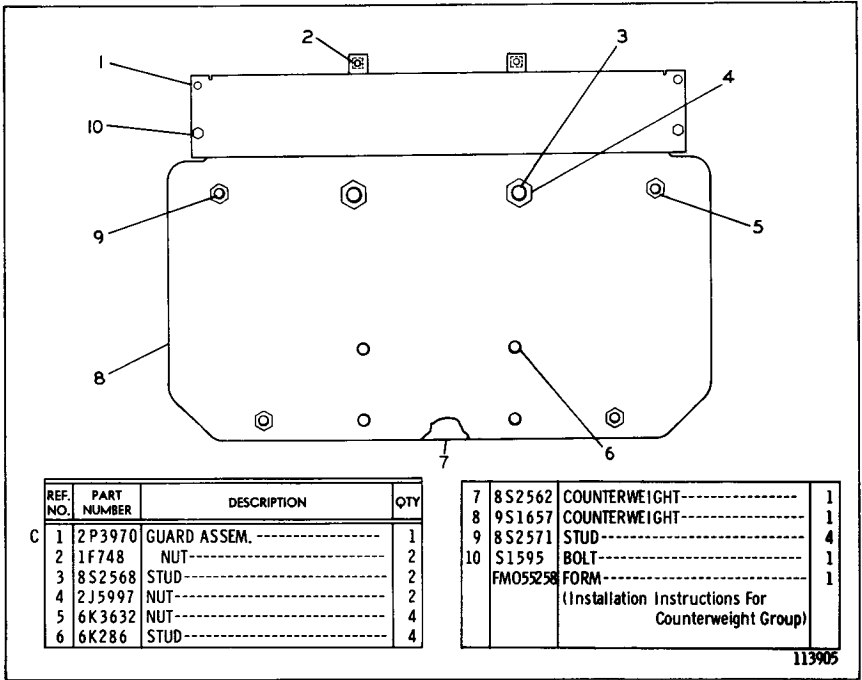


REF. NO.	PART NUMBER	DESCRIPTION	QTY
1	8S2571	STUD-----	4
2	8S2568	STUD-----	2
3	2J5997	NUT-----	2
4	6K286	STUD-----	4
5	8S2562	COUNTERWEIGHT-----	1
6	9S1657	COUNTERWEIGHT-----	2

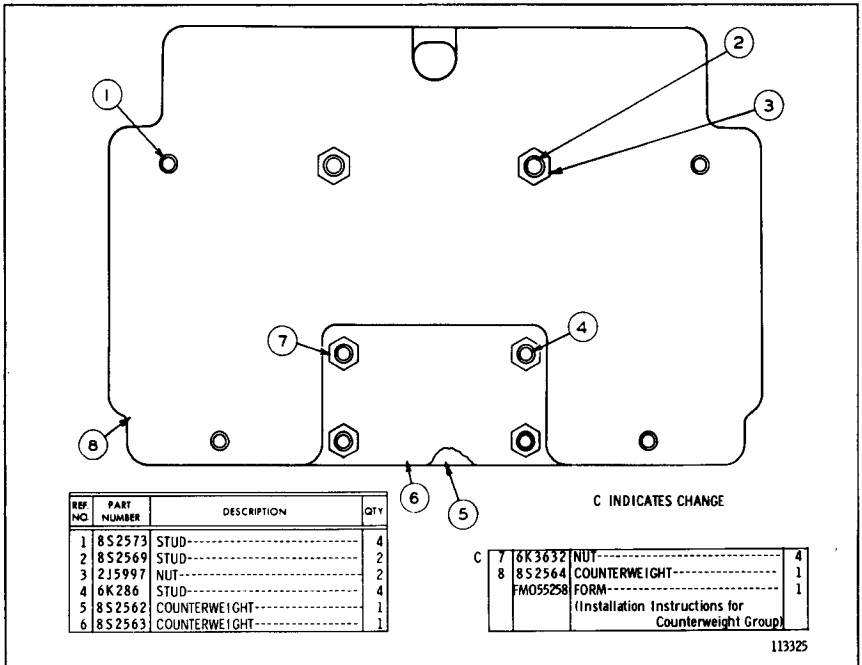
7	6K3632	NUT-----	4
	S1595	BOLT-----	2
		(Not shown-3S3933 Guard Assem. on Floor Plate to 5S5317 & 5S5318 Support Assem. on Seat Support)	
	FM055258	FORM-----	1
		(Installation Instructions for Counterweight Group)	

113323

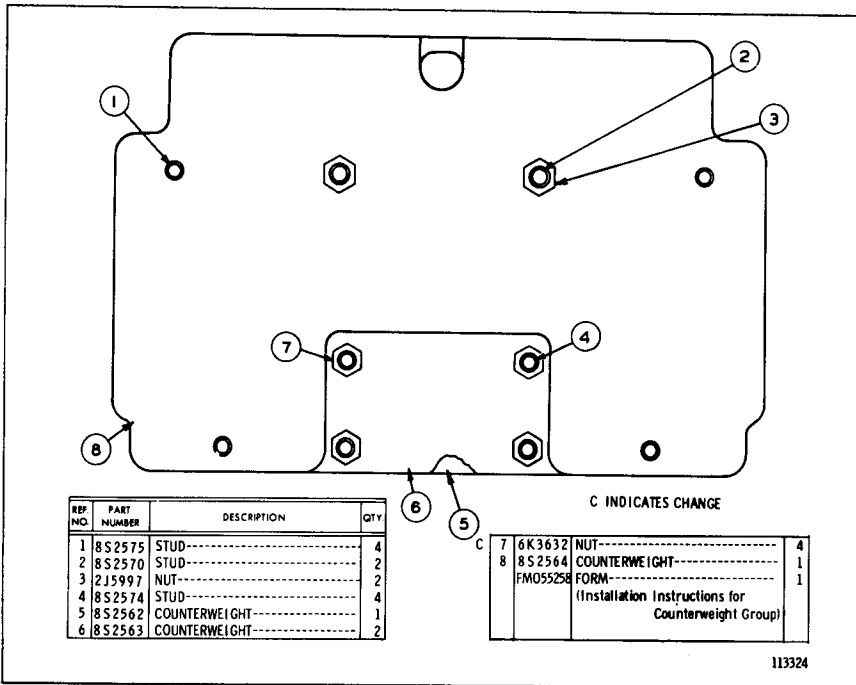
8S2577 COUNTERWEIGHT GROUP—2000 Pounds—Type 1



8S2577 COUNTERWEIGHT GROUP--2000 Pounds--Type 2



8S2578 COUNTERWEIGHT GROUP--3000 Pounds



8S2579 COUNTERWEIGHT GROUP—4000 Pounds

8S9777

STEEL MILL TRAXCAVATOR ARRANGEMENT

Consists of:

Page

- 1 6K5440 Hydraulic Arrangement 175
- 1 5S3270 Traxcavator Arrangement 144A

9S6232

STEEL MILL TRAXCAVATOR ARRANGEMENT

Effective with Serial No. 11K943

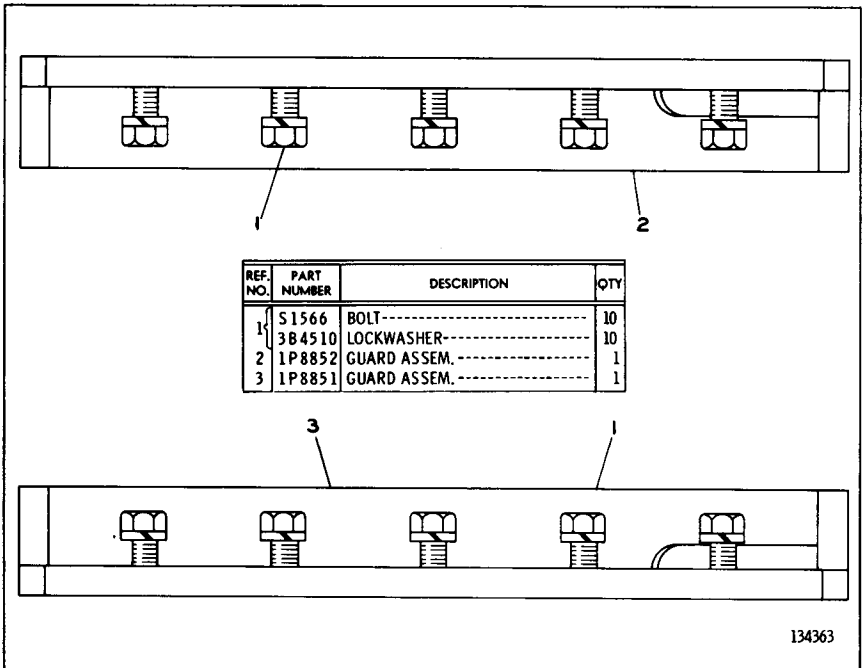
Only separate parts serviced. When complete arrangement is required order 1P9414 listed on Page 144B.

Consists of:

- 1 6K5440 Hydraulic Arrangement 175
- 1 9S6233 Steel Mill Arrangement 144F

Consists of:			Page
1	5K6002	Bucket Control Group	144C-1
1	7K110	Lift Cylinder Mounting Group	120A
6	4S8980	Track Roller Group—Single Flange	148
	- or -		
6	9S7284	Track Roller Group—Single Flange	148A
8	4S8981	Track Roller Group—Double Flange	148
	- or -		
8	9S7386	Track Roller Group—Double Flange	148A
2	5S1503	Band & Lining Assembly	144H
4	5S3271	Track Carrier Roller Group	149
1	5S3272	Track Roller Frame Group	144J
1	5S3273	Front Idler Group	146
1	8S6454	Precleaner Assembly	144G
1	2S7392	Film—Precleaner Instructions	
14	9S2962	Bolt	
6	9S2963	Bolt	
20	9S2964	Washer	
34	9S2965	Washer	

5S3270 STEEL MILL TRAXCAVATOR ARRANGEMENT
Part of 8S9777 Steel Mill Traxcavator Arrangement



134363

1P8853 FINAL DRIVE GUARD GROUP
Also part of 1P9409 Arrangement listed on Page 144C

		Consists of:	Page
1	6K5440	Hydraulic Arrangement	175
1	9S6233	Steel Mill Arrangement	144F

**1P4840 STEEL MILL TRAXCAVATOR ARRANGEMENT—Factory Installation
With Fire Resistant Fluid. Effective with Serial No. 11K943. Only separate
parts serviced. When complete Arrangement is required order 1P9414**

		Consists of:	Page
1	6K5440	Hydraulic Arrangement	175
1	1P9409	Steel Mill Arrangement	144C

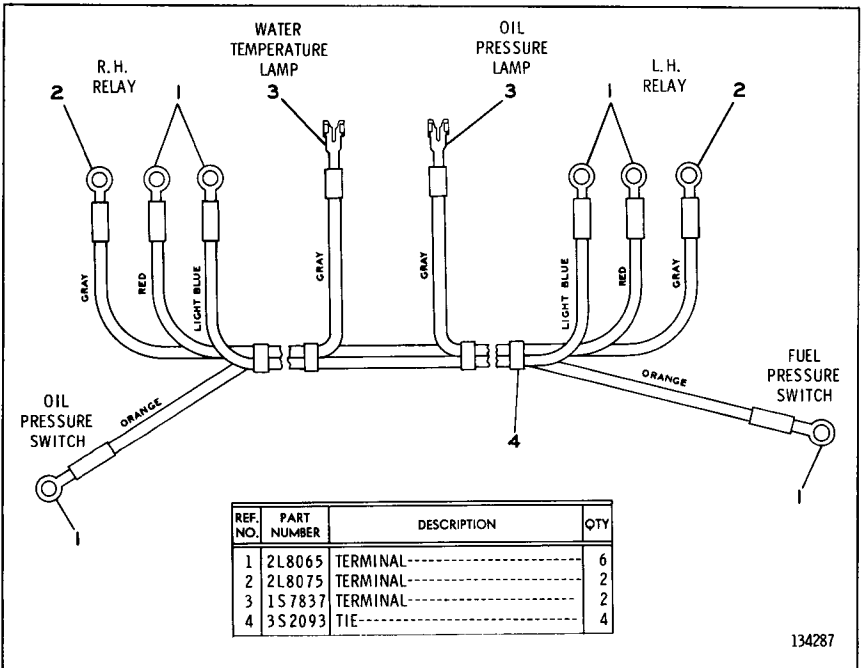
**1P9414 STEEL MILL TRAXCAVATOR ARRANGEMENT—Factory Installation
With Fire Resistant Fluid
Effective with Serial No. 11K943**

Consists of:			Page
1	5K6002	Bucket Control Group	144C-1
1	7K110	Mounting Group	120A
1	1P5381	Engine Function Warning Group	144D
1	1P8853	Final Drive Guard Group	144A
2	5S1503	Band and Lining Assembly	144H
4	5S3271	Track Carrier Roller Group	149
1	5S3272	Track Roller Frame Group	144J
1	5S3273	Front Idler Group	146
1	8S6454	Precleaner Assembly	144G
1	9S5700	Radiator Guard Group	144H
6	9S7284	Track Roller Group—Single Flange	148A
8	9S7386	Track Roller Group—Single Flange	148A
1	1P5323	Hood Assembly	
1	1P5393	Plunger	
1	1P5396	Cap Assembly	
1	2S7392	Film—Precleaner Instructions	
14	9S2962	Bolt	
6	9S2963	Bolt	
20	9S2964	Washer	
34	9S2965	Washer	
1	9S1936	Bushing Assembly—Engine Support	

1P9409 STEEL MILL ARRANGEMENT

Serial No. 11K943-Up

Part of 1P9414 Arrangement

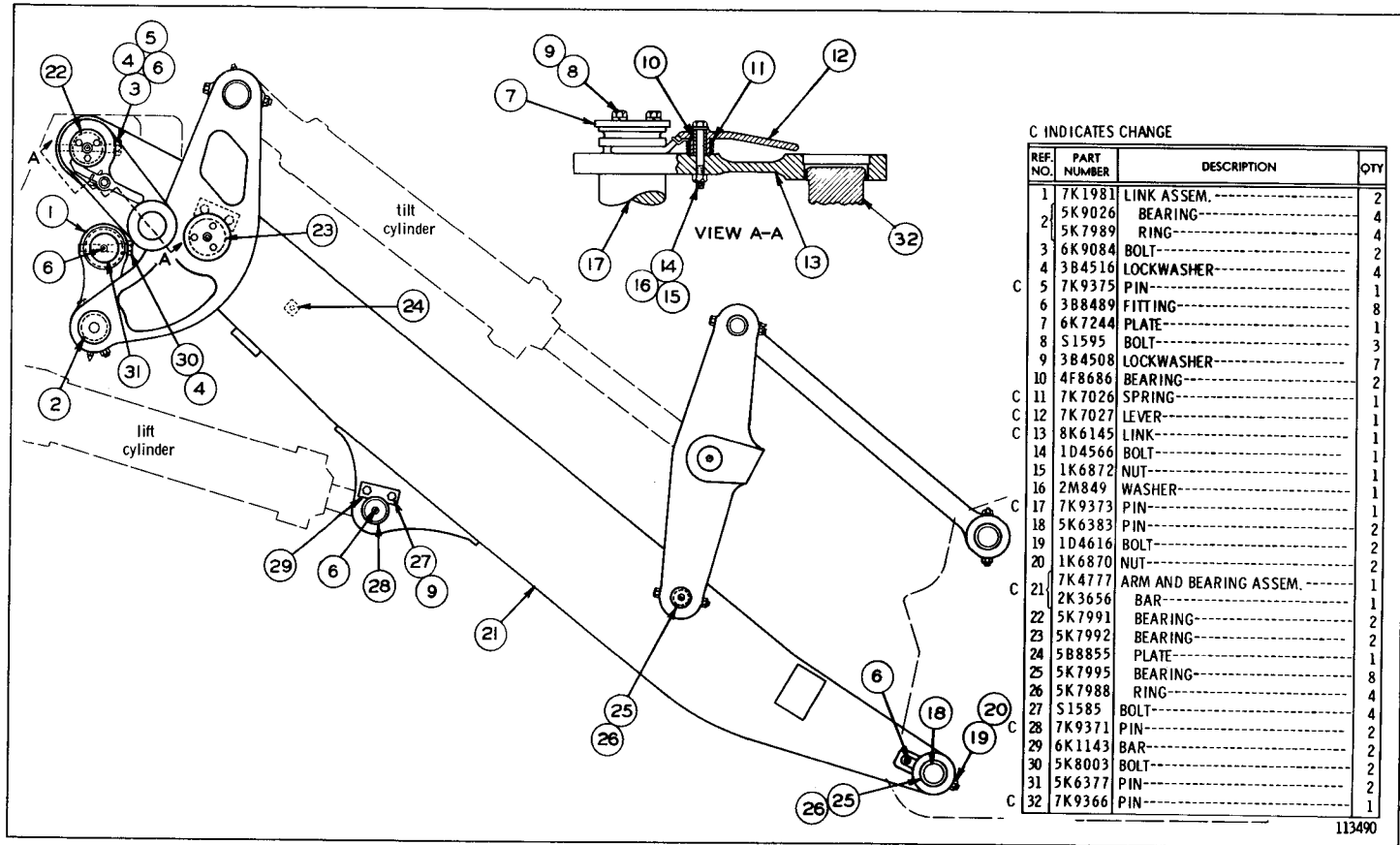


134287

1P4889 WIRING HARNESS ASSEMBLY

Serial No. 11K943-Up

Part of 1P4381 Warning Group shown on Page 144D



5K6002 BUCKET CONTROL GROUP—Part 1—Type 1

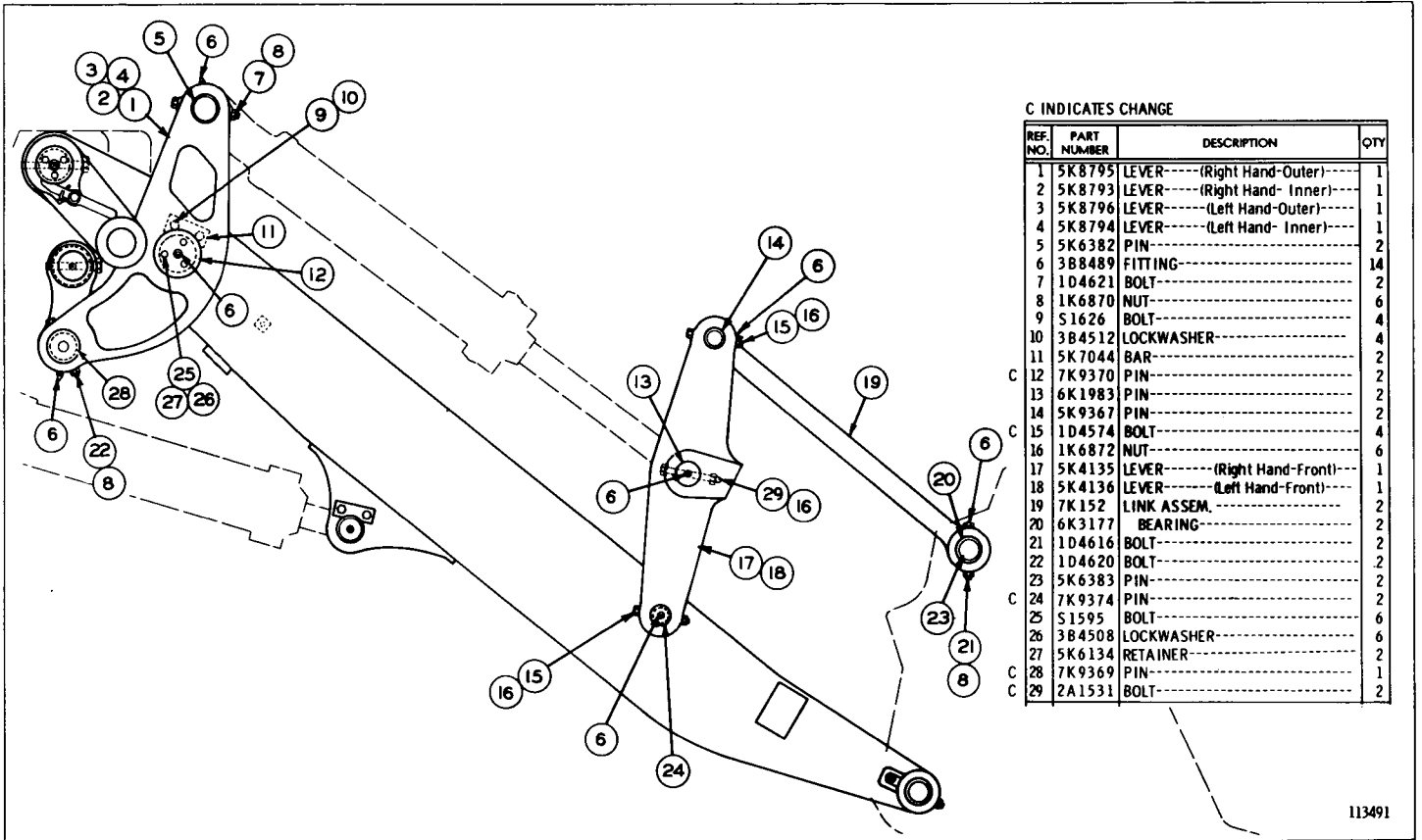
Serial No. 11K3687-Up

Also part of 5S3270 and 1P9409 Arrangements listed on Pages 144A and 144C

5K6002 BUCKET CONTROL GROUP—Part 2—Type 1

Serial No. 11K3687-Up

Also part of 5S3270 and 1P9409 Arrangements listed on Pages 144A and 144C

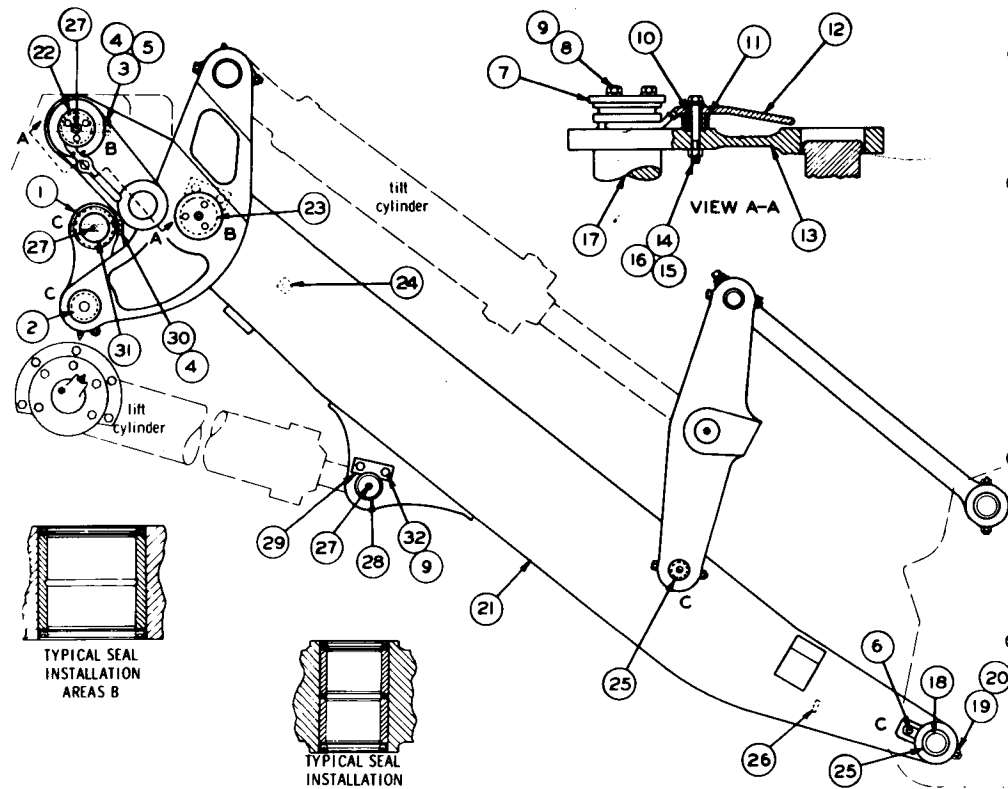


C INDICATES CHANGE

REF. NO.	PART NUMBER	DESCRIPTION	QTY
1	5K8795	LEVER----(Right Hand-Outer)---	1
2	5K8793	LEVER----(Right Hand- Inner)---	1
3	5K8796	LEVER----(Left Hand-Outer)---	1
4	5K8794	LEVER----(Left Hand- Inner)---	1
5	5K6382	PIN-----	2
6	3B8489	FITTING-----	14
7	1D4621	BOLT-----	2
8	1K6870	NUT-----	6
9	S1626	BOLT-----	4
10	3B4512	LOCKWASHER-----	4
11	5K7044	BAR-----	2
12	7K9370	PIN-----	2
13	6K1983	PIN-----	2
14	5K9367	PIN-----	2
15	1D4574	BOLT-----	4
16	1K6872	NUT-----	6
17	5K4135	LEVER----(Right Hand-Front)---	1
18	5K4136	LEVER----(Left Hand-Front)---	1
19	7K152	LINK ASSEM.	2
20	6K3177	BEARING-----	2
21	1D4616	BOLT-----	2
22	1D4620	BOLT-----	2
23	5K6383	PIN-----	2
24	7K9374	PIN-----	2
25	S1595	BOLT-----	6
26	3B4508	LOCKWASHER-----	6
27	5K6134	RETAINER-----	2
28	7K9369	PIN-----	1
29	2A1531	BOLT-----	2

ATTACHMENTS

144C-2



REF NO.	PART NUMBER	DESCRIPTION	QTY	
C 1	8K 5124	LINK AND SEAL SERVICE GROUP	2	
	7K 9531	BEARING	4	
2	5K 7989	RING	4	
	5P 66	SEAL	4	
3	6K 9084	BOLT	2	
4	3B 4516	LOCKWASHER	4	
5	7K 9375	PIN	1	
C 6	3B 8489	FITTING	2	
7	6K 7244	PLATE	1	
8	51595	BOLT	3	
9	3B 4508	LOCKWASHER	7	
10	4F 8686	BEARING	2	
11	7K 7026	SPRING	1	
12	7K 7027	LEVER	1	
13	8K 6145	LINK	1	
14	1D 4566	BOLT	1	
15	1K 6872	NUT	1	
16	2M 849	WASHER	1	
17	7R 9373	PIN	1	
18	5K 6383	PIN	2	
19	1D 4616	BOLT	2	
20	1K 6870	NUT	2	
C 21	9K 2832	ARM, BEARING & SEAL SERVICE GRP.	1	
	7K 9532	BEARING	2	
	5P 67	SEAL	4	
22	7K 9533	BEARING	2	
23	5P 68	SEAL	4	
24	5B 8855	PLATE	1	
	5K 7995	BEARING	8	
25	5K 7988	RING	4	
26	2K 3656	BAR	2	
C 27	5B 651	FITTING	6	
	28	7K 9371	PIN	2
29	6K 1143	BAR	2	
30	5K 8003	BOLT	2	
31	5K 6377	PIN	2	
32	51585	BOLT	4	

C INDICATES CHANGE

116555

5K6002 BUCKET CONTROL GROUP—Part 1—Type 2

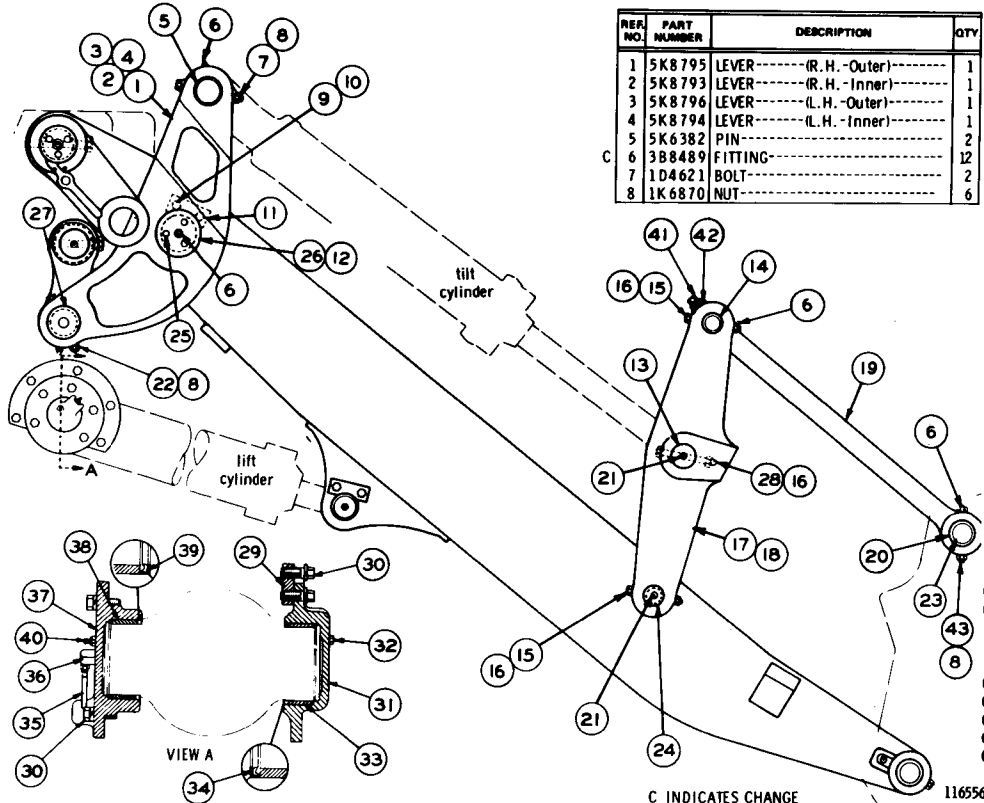
Serial No. 11K3687-Up

Also part of 5S3270 and 1P9409 Arrangements listed on Pages 144A and 144C

5K6002 BUCKET CONTROL GROUP—Part 2—Type 2

Serial No. 11K3687-Up

Also part of 5S3270 and 1P9409 Arrangements listed on Pages 144A and 144C

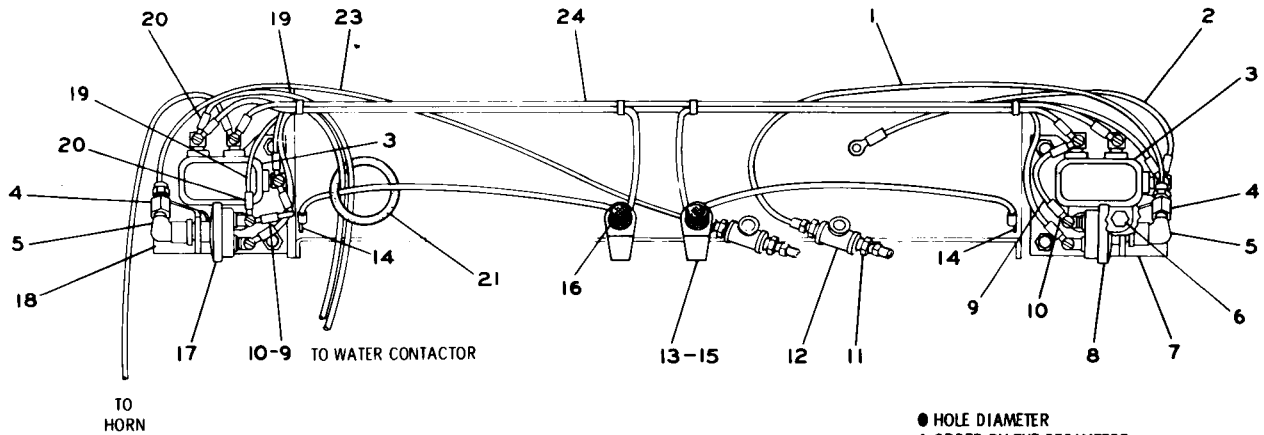


REF. NO.	PART NUMBER	DESCRIPTION	QTY
1	5K8795	LEVER----- (R. H. -Outer)-----	1
2	5K8793	LEVER----- (R. H. -Inner)-----	1
3	5K8796	LEVER----- (L. H. -Outer)-----	1
4	5K8794	LEVER----- (L. H. -Inner)-----	1
5	5K6382	PIN-----	2
6	3B8489	FITTING-----	12
7	1D4621	BOLT-----	2
8	1K6870	NUT-----	6

9	S1626	BOLT-----	4
10	3B4512	LOCKWASHER-----	4
11	5K7044	BAR-----	2
12	7K9370	PIN-----	2
13	6K1983	PIN-----	2
14	5K9367	PIN-----	2
15	1D4574	BOLT-----	4
16	1K6872	NUT-----	6
17	5K4135	LEVER----- (R. H. -Front)-----	1
18	5K4136	LEVER----- (L. H. -Front)-----	1
19	7K152	LINK ASSEM.-----	2
20	6K3177	BEARING-----	2
21	5B651	FITTING-----	4
22	1D4620	BOLT-----	2
23	5K6383	PIN-----	2
24	7K9374	PIN-----	2
25	S1595	BOLT-----	6
26	3B4508	LOCKWASHER-----	6
27	5K6134	RETAINER-----	2
28	7K9366	PIN----- (R. H.)-----	1
29	7K9369	PIN----- (L. H.)-----	1
30	2A1531	BOLT-----	2
31	6K9813	PLATE-----	2
32	S1566	BOLT-----	32
33	3B4510	LOCKWASHER-----	32
34	8K5354	RETAINER, BEARING & SEAL GRP.-----	2
35	3B8489	FITTING-----	1
36	1K6853	FITTING-----	1
37	7K9530	BEARING-----	1
38	5P73	SEAL-----	1
39	5K1234	HOSE ASSEM.----- (14 in. long)-----	2
40	4D6475	UNION-----	2
41	8K5353	RETAINER, BEARING & SEAL GRP.-----	2
42	7K9530	BEARING-----	1
43	5P73	SEAL-----	1
44	1K6853	FITTING-----	1
45	S1588	BOLT-----	2
46	3B4506	LOCKWASHER-----	2
47	4B4278	WASHER----- (.0625 in. thick)-----	2
48	T431	WASHER----- (.0937 in. thick)-----	2
49	7K4541	BAR-----	2
50	1D4616	BOLT-----	2

ATTACHMENTS

144C-4



● HOLE DIAMETER
▲ ORDER BY THE DECIMETRE

REF NO	PART NUMBER	DESCRIPTION	QTY
C▲ 1	5P580	TUBE-----5.08 dm(20 in.)	1
	1P5305	WIRE ASSEM.	1
● 2	2L8066	TERMINAL----4.83mm(.190 in.)	1
● 2	2L8065	TERMINAL----4.17mm(.164 in.)	1
C 3	9L2225	RELAY ASSEM.---(R. H.) & (L. H.)--	2
C 3	5P2949	CONNECTOR-----	2
C 4	4K9822	NUT-----	1
C 4	4K9821	SLEEVE-----	1
5	8H7696	FITTING-----	2
6	S1614	BOLT-----	4
6	3B4504	LOCKWASHER-----	4

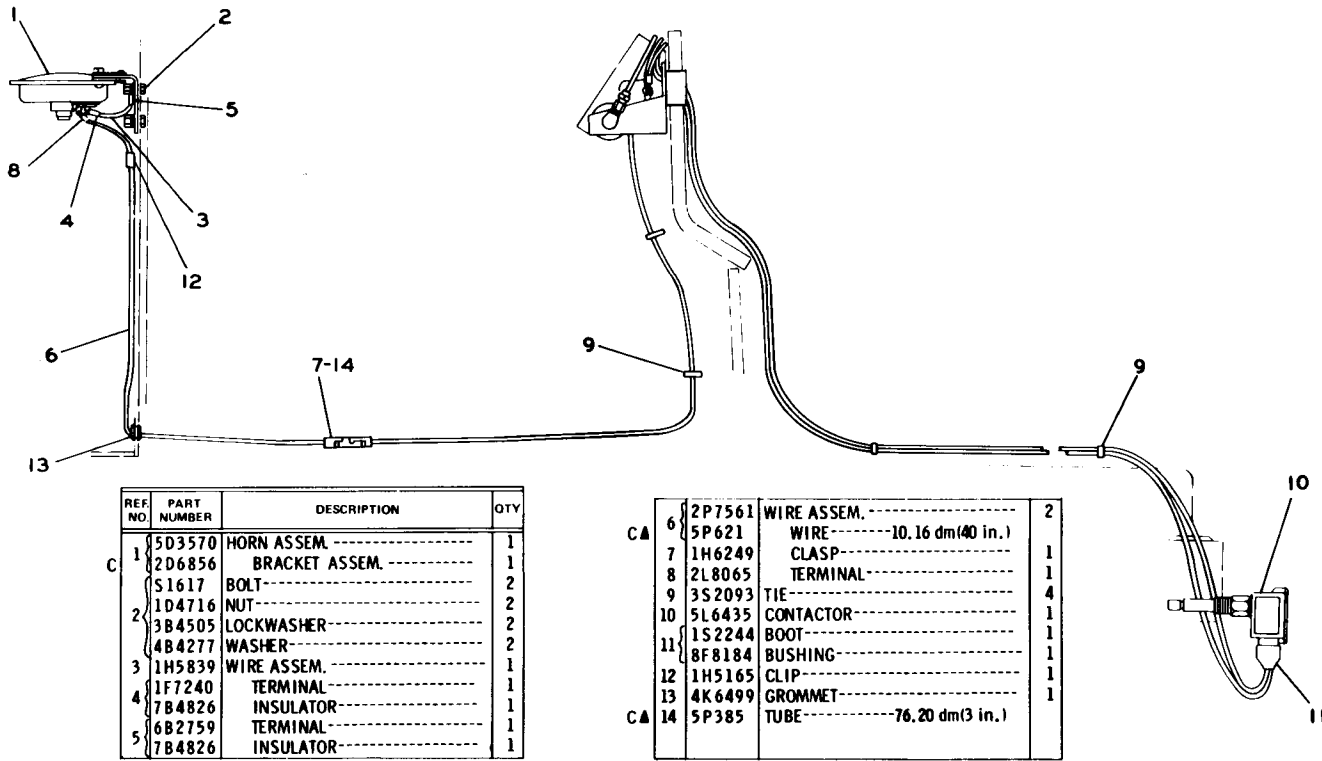
7	1P5319	BRACKET ASSEM.---(R. H.)----	1
8	9F6445	NUT-----	2
8	2L3402	SWITCH---(fuel pressure)----	1
9	1P5304	WIRE ASSEM.	2
10	2L8065	TERMINAL-----	2
10	5P2948	CONNECTOR-----	4
C 11	4K9822	NUT-----	1
C 11	4K9821	SLEEVE-----	1
12	3B7900	TEE-----	2
	1P5384	HOLDER ASSEM.---	2
13	1L6024	HOLDER-----	1
	1S7837	TERMINAL-----	1
14	2L8076	TERMINAL-----	1
C▲ 15	5P385	TUBE-----2.28 dm(9 in.)----	1

16	8M6175	LAMP-----	2
17	3L6306	SWITCH----- (oil pressure)----	1
18	1P5320	BRACKET ASSEM.---(L. H.)----	1
	9F6445	NUT-----	2
	1P5383	WIRE ASSEM.	2
C▲ 19	5P683	WIRE-----21.59 dm(85 in.)	1
● 20	2L8066	TERMINAL----4.83mm(.190 in.)	1
● 20	2L8065	TERMINAL----4.17mm(.164 in.)	1
21	1P1406	GROMMET-----1.27 dm(5 in.)	1
C▲ 23	5P580	TUBE-----5.08 dm(20 in.)	1
24	1P4889	HARNES ASSEM. (Separate Illustration)	1

207566

1P5381 ENGINE FUNCTION WARNING GROUP—Part 1
Serial No. 11K943—Up. Part of 1P9409 and 9S6233 Arrangements listed
on Pages 144C and 144F. 1P4889 Harness parts are shown on Page 144C

1P5381 ENGINE FUNCTION WARNING GROUP—Part 2
 Serial No. 11K943—Up. Part of 1P9409 and 9S6233
 Arrangements listed on Pages 144C and 144F



REF. NO.	PART NUMBER	DESCRIPTION	QTY
C 1	5D3570	HORN ASSEM. -----	1
	2D6856	BRACKET ASSEM. -----	1
	S1617	BOLT -----	2
	1D4716	NUT -----	2
	3B4505	LOCKWASHER -----	2
2	4B4277	WASHER -----	2
	3	1H5839	WIRE ASSEM. -----
4	1F7240	TERMINAL -----	1
	7B4826	INSULATOR -----	1
5	6B2759	TERMINAL -----	1
	7B4826	INSULATOR -----	1

C A	6	2P7561	WIRE ASSEM. -----	2
	7	5P621	WIRE -----10.16 dm(40 in.)	1
	8	1H6249	CLASP -----	1
	9	2L8065	TERMINAL -----	1
	10	3S2093	TIE -----	4
11	5L6435	CONTACTOR -----	1	
	1S2244	BOOT -----	1	
12	8F8184	BUSHING -----	1	
	1H5165	CLIP -----	1	
C A	13	4K6499	GROMMET -----	1
	14	5P385	TUBE -----76.20 dm(3 in.)	1

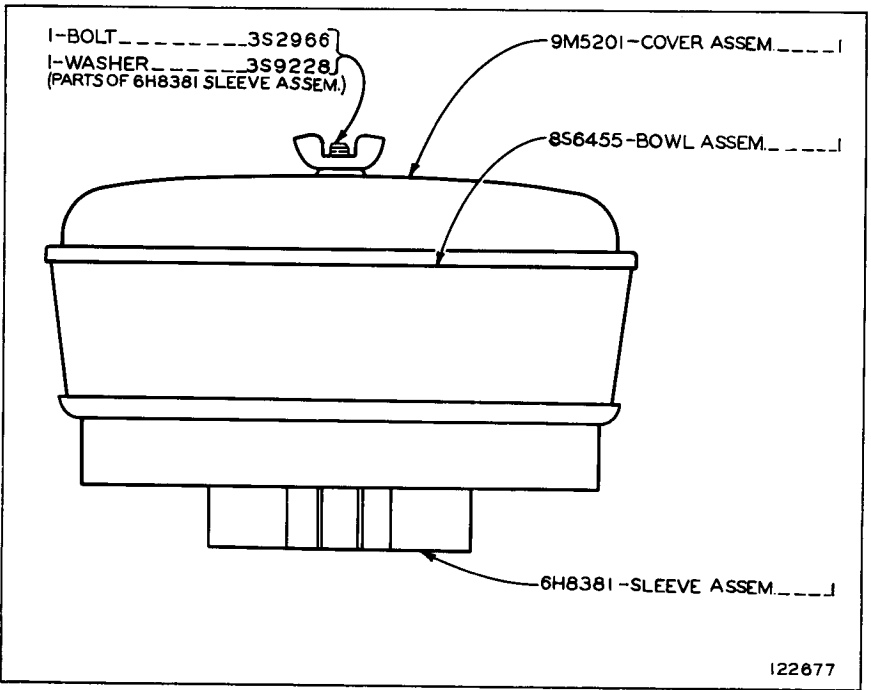
▲ ORDER BY THE DECIMETRE C INDICATES CHANGE

207567

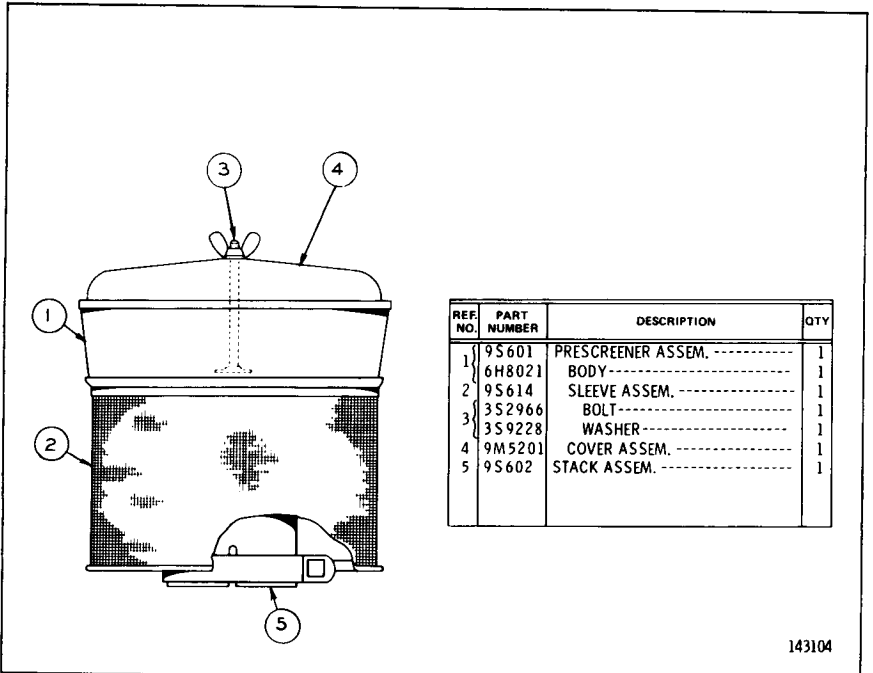
		Consists of:	Page
1	1P5381	Engine Function Warning Group	144D
6	4S8980	Track Roller Group—Single Flange	148
		-or-	
6	9S7284	Track Roller Group—Single Flange	148A
8	4S8981	Track Roller Group—Double Flange	148
		-or-	
8	9S7386	Track Roller Group—Double Flange	148A
2	5S1503	Band and Lining Assembly	144H
4	5S3271	Track Carrier Roller Group	149
1	5S3272	Track Roller Frame Group	144J
1	5S3273	Front Idler Group	146
1	8S6454	Precleaner Assembly	144G
1	9S5700	Radiator Guard Group	144H
1	1P5396	Flame Arrestor Cap Assembly	
		Consists of:	
	1	1P5392 Cap	
	1	1P5395 Tube	
1	1P5393	Plunger	
1	2S7392	Film-Precleaner Instructions	
1	9S1423	Hood Assembly Serial No. 11K943 to 11K3219 inclusive	
		-or-	
1	1P5323	Hood Assembly Serial No. 11K3220-Up	
14	9S2962	Bolt—4.25" Long—High Temperature	
6	9S2963	Bolt—2.75" Long—High Temperature	
20	9S2964	Washer—.906" I.D.—High Temperature	
34	9S2965	Washer—1.031" I.D.—High Temperature	
1	9S1936	Bushing Assembly—Engine Support	

9S6233 STEEL MILL ARRANGEMENT

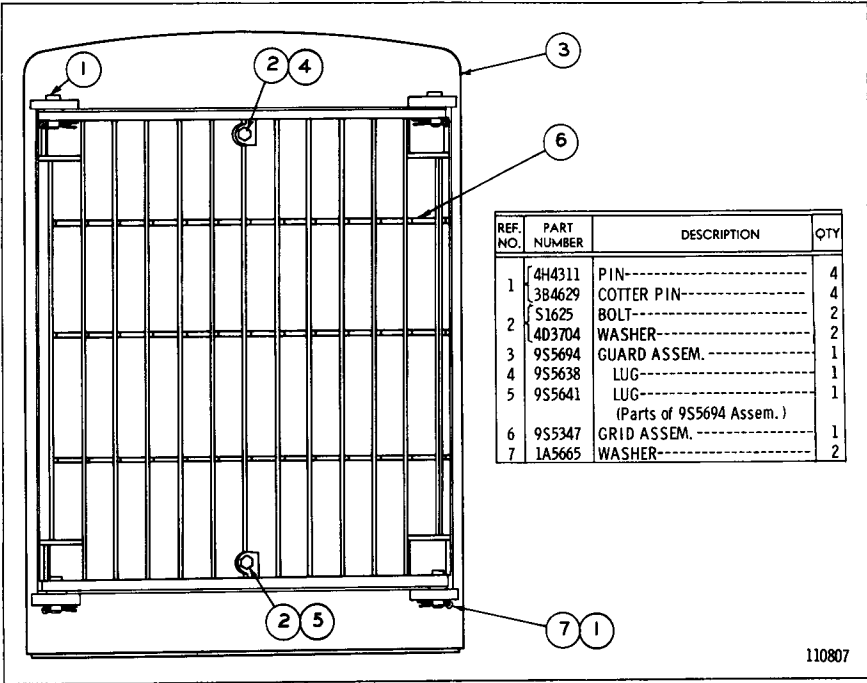
Part of 9S6232 and 1P4840 Steel Mill Traxcavator Arrangements listed on Pages 144 and 144B. Only separate parts serviced. When complete Group is required order 1P9409 listed on Page 144C



8S6454 PRECLEANER ASSEMBLY
 Part of 5S3270, 1P9409 and 9S6233 Arrangements listed on
 Pages 144A, 144C and 144F

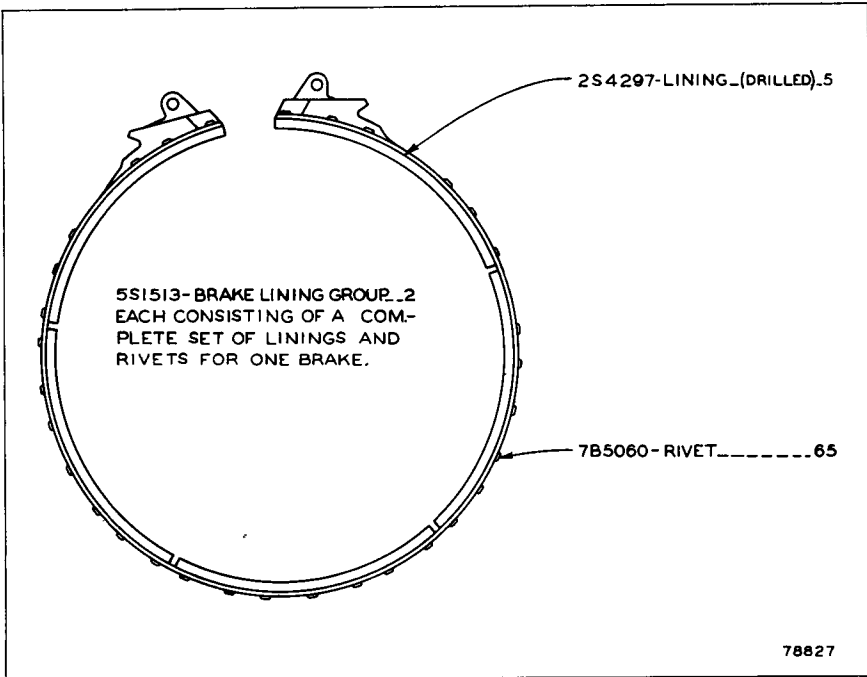


9S603 PRE-SCREENER GROUP



110807

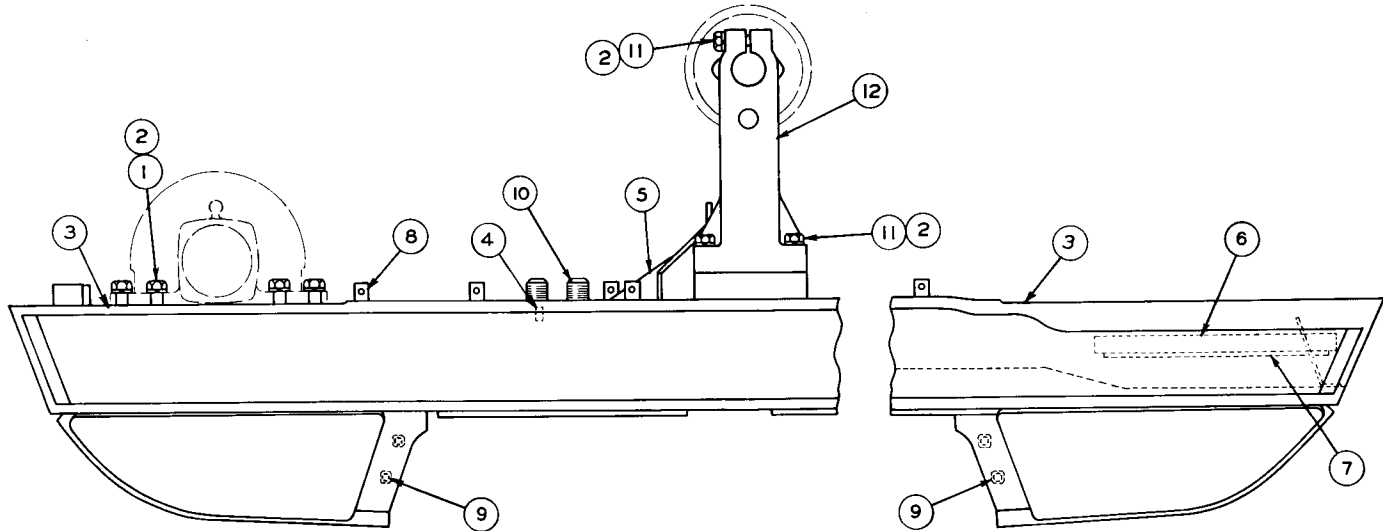
9S5700 RADIATOR GUARD GROUP
 Part of 1P9409 and 9S6233 Arrangements listed on
 Pages 144C and 144F



78827

5S1503 BRAKE BAND AND LINING ASSEMBLY
 Part of 5S3270, 1P9409 and 9S6233 Arrangements listed
 on Pages 144A, 144C and 144F

5S3272 TRACK ROLLER FRAME GROUP—Type 1
Part of 5S3270, 1P9409 and 9S6233 Arrangements
listed on Pages 144A, 144C and 144F



REF NO	PART NUMBER	DESCRIPTION	QTY
1	1D4609	BOLT-----	8
2	3B4512	LOCKWASHER-----	32
	7S5513	FRAME ASSEM. -----(Right Hand)---	1
3	7S5514	FRAME ASSEM. -----(Left Hand)---	1
	1F1006	DOWEL-----	8
		(4 in each 7S5513 & 7S5514 Frame Assem.)	

REF NO	PART NUMBER	DESCRIPTION	QTY
4	1J3909	PLATE-----	2
5	1J1120	REINFORCEMENT-----	4
6	7M5146	GUIDE ASSEM.-----	4
		(1/2 each in 7S5513 & 7S5514 Frame Assem.)	
7	5M2004	STRIP-----	4
		(1 in each 7M5146 Guide Assem.)	
8	2M473	LUG-----	24
		(12 in each 7S5513 & 7S5514 Frame Assem.)	

REF NO	PART NUMBER	DESCRIPTION	QTY
9	2M2933	NUT------(Weld)-----	12
		(6 in each 7S5513 & 7S5514 Frame Assem.)	
	6J1551	BOLT-----	8
10	7S2831	WASHER-----	8
11	1D4610	BOLT-----	24
12	7S9029	BRACKET-----	4

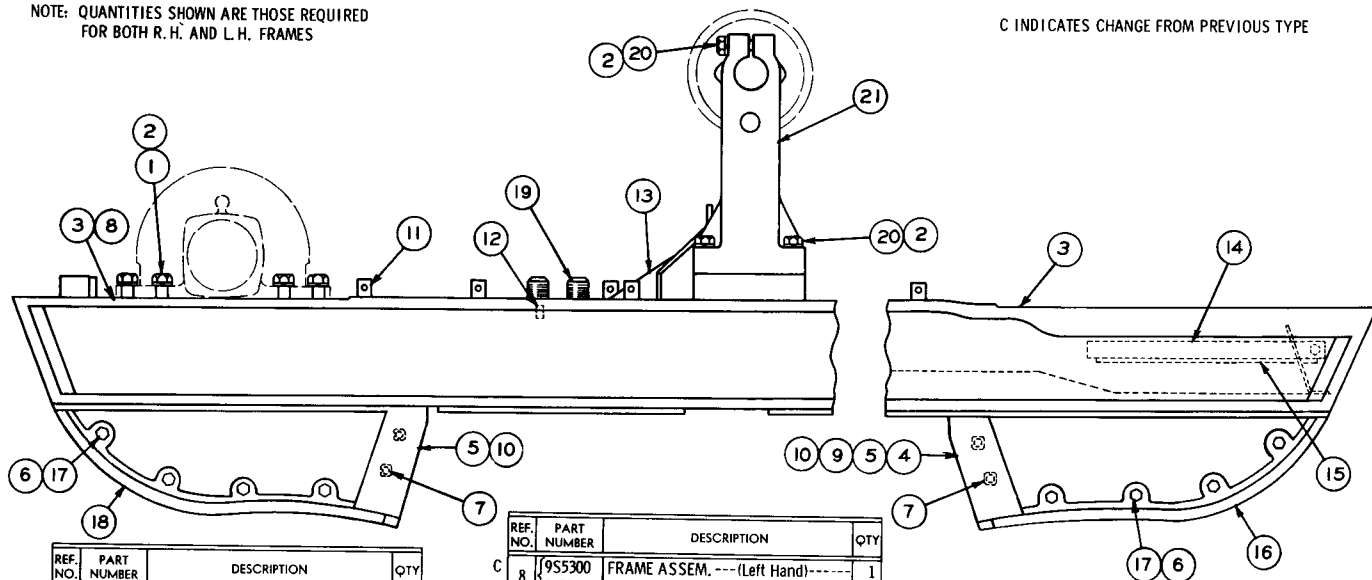
NOTE: QUANTITIES SHOWN ARE THOSE REQUIRED FOR BOTH R. H. AND L. H. FRAME ASSEMBLIES

121752

5S3272 TRACK ROLLER FRAME GROUP—Type 2
Part of 5S3270, 1P9409 and 9S6233 Arrangements
 listed on Pages 144A, 144C and 144F

NOTE: QUANTITIES SHOWN ARE THOSE REQUIRED
 FOR BOTH R. H. AND L. H. FRAMES

C INDICATES CHANGE FROM PREVIOUS TYPE

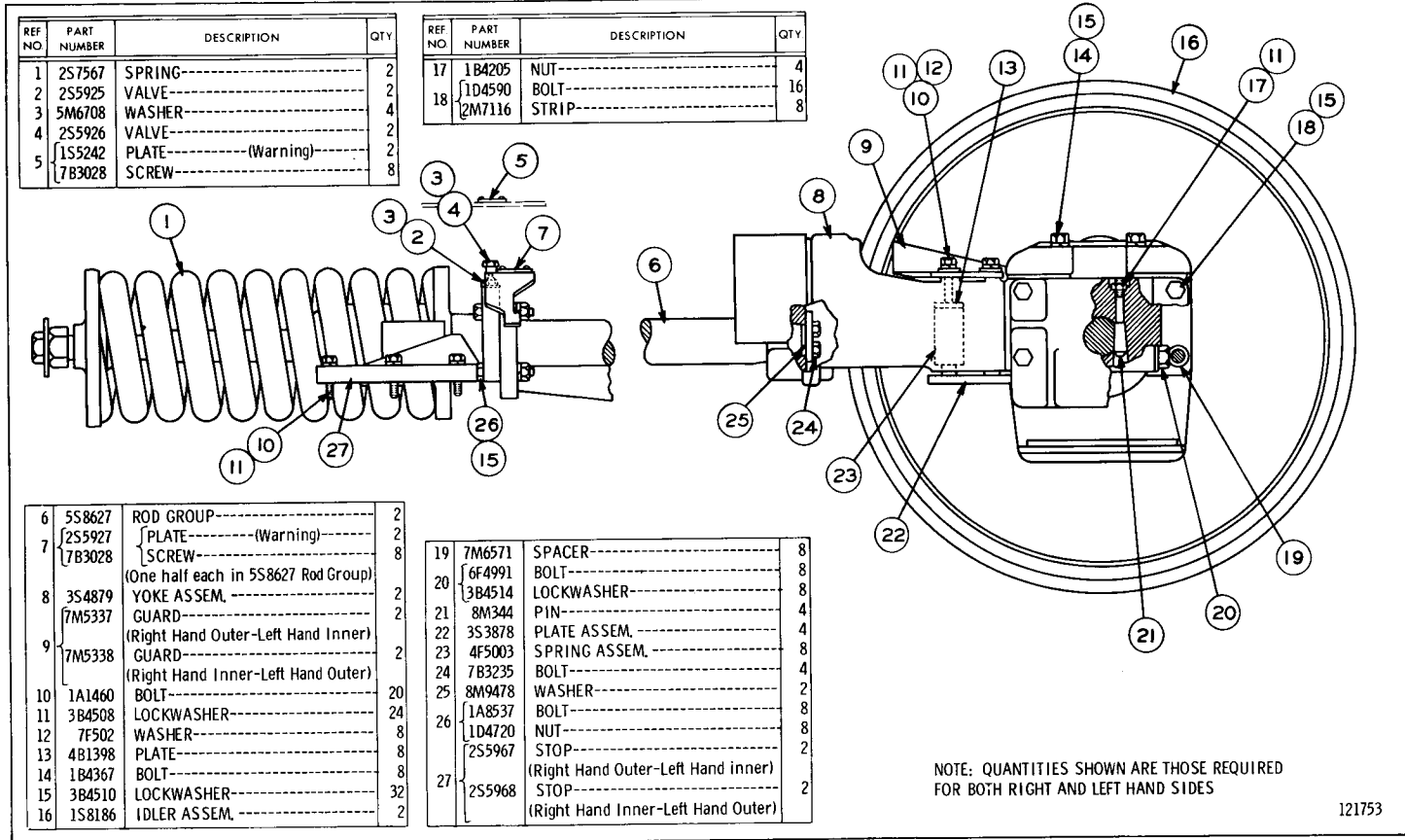


REF. NO.	PART NUMBER	DESCRIPTION	QTY
1	1D4609	BOLT-----	8
2	3B4512	LOCKWASHER-----	32
C 3	9S5299	FRAME ASSEM. --- (Right Hand)---	1
	1F1006	DOWEL-----	4
4	9S5294	GUARD ASSEM. --(Front Outer)--	1
5	9S5293	GUARD ASSEM. (Rear Outer-Front Inner) (Parts of 9S5299 Assem.)	2
6	L1325	WASHER-----	24
7	2M2933	NUT-----	12
		(One Sixth each in 9S5294 & 9S5293 Assem.)	

REF. NO.	PART NUMBER	DESCRIPTION	QTY
C 8	9S5300	FRAME ASSEM. --- (Left Hand)---	1
	1F1006	DOWEL-----	4
9	9S5293	GUARD ASSEM. --(Front Outer)--	1
10	9S5294	GUARD ASSEM. (Rear Outer-Front Inner) (Parts of 9S5300 Assem.)	2
11	2M473	LUG-----	24
12	LJ3909	PLATE-----	2
13	LJ1120	REINFORCEMENT-----	4
14	7M5146	GUIDE ASSEM.-----	4
		(One half each in 9S5299 & 9S5300 Assem.)	
15	5M2004	STRIP-----	4
		(1 in each 7M5146 Assem.)	

REF. NO.	PART NUMBER	DESCRIPTION	QTY
C 16	9S1045	STRIP-----	3
C 17	S1566	BOLT-----	24
C 17	3B4510	LOCKWASHER-----	24
C 18	9S1046	STRIP-----	3
C 19	9S2960	BOLT-----	8
C 19	9S2961	WASHER-----	8
20	1D4610	BOLT-----	24
21	7S9029	BRACKET-----	4

126248

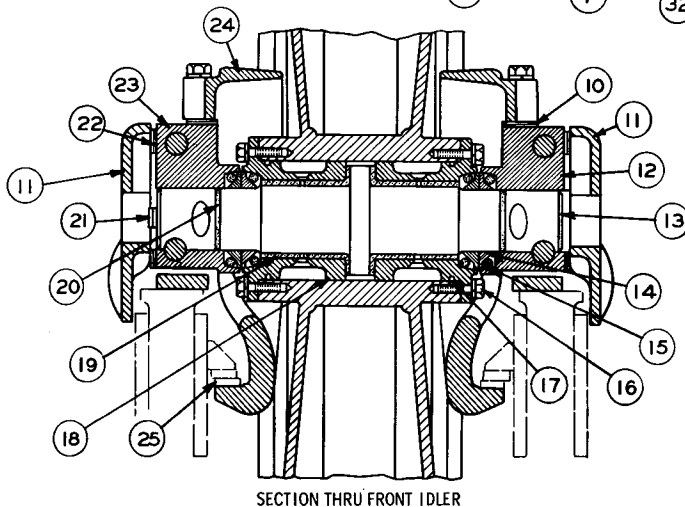
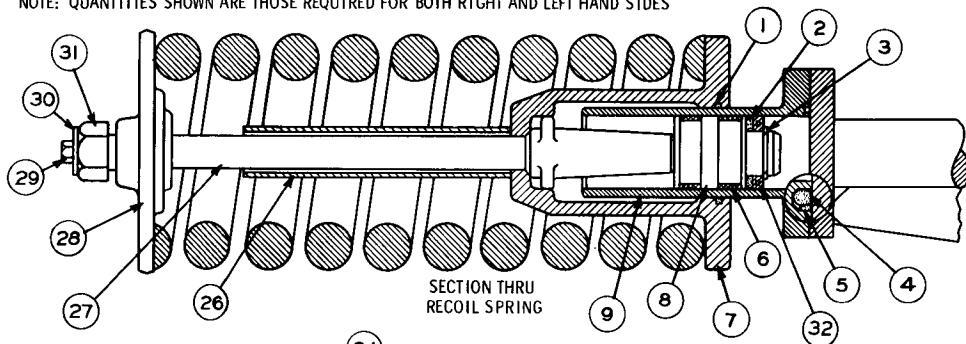


121753

5S3273 FRONT IDLER GROUP—Part 1—Type 1
 Part of 5S3270, 1P9409 and 9S6233 Arrangements
 listed on Pages 144A, 144C and 144F

5S3273 FRONT IDLER GROUP—Part 2—Type 1
Part of 5S3270, 1P9409 and 9S6233 Arrangements
listed on Pages 144A, 144C and 144F

NOTE: QUANTITIES SHOWN ARE THOSE REQUIRED FOR BOTH RIGHT AND LEFT HAND SIDES

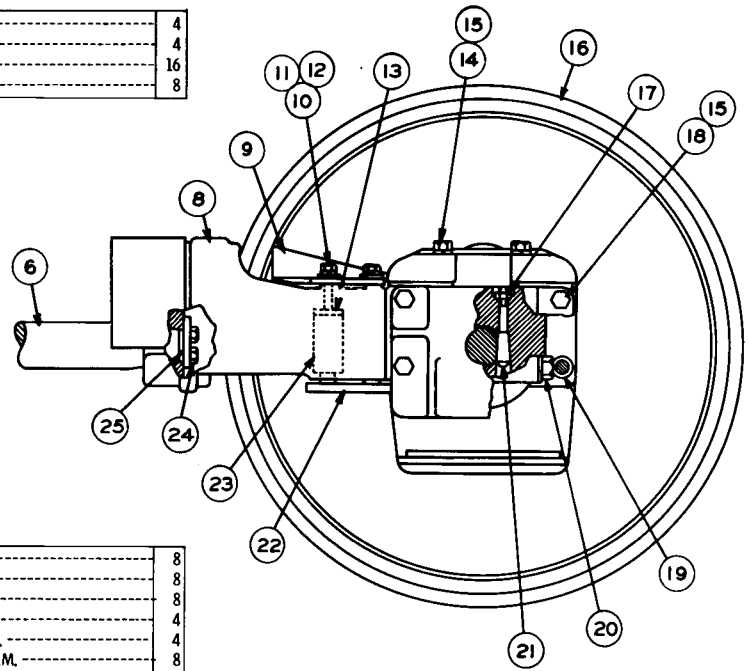
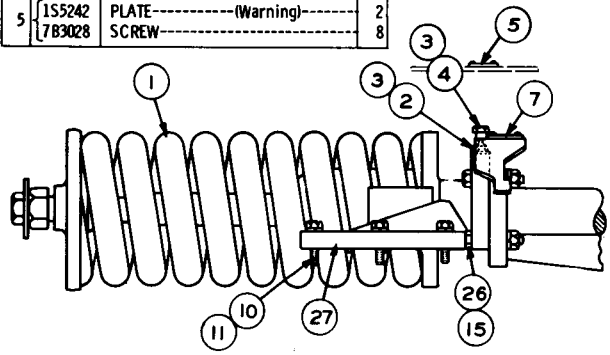


REF NO	PART NUMBER	DESCRIPTION	QTY
1	5F149	SEAL-----	2
2	8H5498	WASHER-----	2
3	1H8397	RING-----	2
4	5M2997	SEAL-----	2
5	5M2998	RING-----	2
6	6H6269	RING-----	4
7	1S816	PILOT ASSEM.	2
8	8H7980	PISTON-----	2
9	1S5331	CYLINDER-----	2
10	2M3514	SHIM-----	12
11	3S1969	PLATE-----	4
12	8M342	BEARING-----	2
		(Right Hand Inner-Left Hand Outer)	
13	8M343	SHAFT----- (Idler)	2
14	4S8984	SEAL GROUP-----	4
15	9M9730	RING-----	8
		(2 in each 4S8984 Seal Group)	
16	3B81915	BOLT-----	24
	3B84506	LOCKWASHER-----	24
17	9M9729	SEAL-----	4
18	8H3934	BUSHING ASSEM.	4
	9B2289	PIN-----	8
19	8H3938	BEARING-----	4
		(One half each in 8H3934 Bushing Assem.)	
20	8M4390	SEAL-----	4
21	2S1731	PLUG-----	2
22	9M729	SHIM-----	48
23	8M341	BEARING-----	2
		(Right Hand Outer-Left Hand Inner)	
24	2M7112	COLLAR ASSEM.	4
25	2M7097	STRIP-----	4
		(1 in each 2M7112 Collar Assem.)	
26	8M6191	SLEEVE-----	2
27	1S814	BOLT-----	2
28	2M369	PILOT-----	2
29	S-1620	BOLT-----	2
30	1A2519	WASHER-----	2
31	9M3770	NUT-----	2
32	4S9061	PACKING-----	2

102462

REF NO.	PART NUMBER	DESCRIPTION	QTY
1	2S7567	SPRING-----	2
2	2S5925	VALVE-----	2
3	5M6708	WASHER-----	4
4	2S5926	VALVE-----	2
5	1S5242	PLATE----- (Warning)	2
	7B3028	SCREW-----	8

17	4F5192	BOLT-----	4
	3B4507	LOCKWASHER-----	4
18	1D4590	BOLT-----	16
	2M7116	STRIP-----	8



6	5S8627	ROD GROUP-----	2
7	2S5927	{ PLATE----- (Warning)	2
	7B3028		
	SCREW-----		
8	3S4879	YOKE ASSEM.-----	2
9	7M5337	GUARD-----	2
	7M5338	GUARD-----	2
10	1A1460	(One half each in 5S8627 Rod Group)	8
		(Right Hand Outer-Left Hand Inner)	
11	3B4508	(Right Hand Inner-Left Hand Outer)	20
		LOCKWASHER-----	
12	7F502	WASHER-----	8
13	4B1398	PLATE-----	8
14	1B4367	BOLT-----	8
15	3B4510	LOCKWASHER-----	32
16	1S8186	IDLER ASSEM.-----	2

19	7M6571	SPACER-----	8
20	6F4991	BOLT-----	8
	3B4514	LOCKWASHER-----	8
21	5M5000	LOCK-----	4
22	3S3878	PLATE ASSEM.-----	4
23	4F5003	SPRING ASSEM.-----	8
24	7B3235	BOLT-----	4
25	8M9478	WASHER-----	2
26	1A8537	BOLT-----	8
	1D4720	NUT-----	8
27	2S5967	STOP-----	2
	2S5968	STOP-----	2

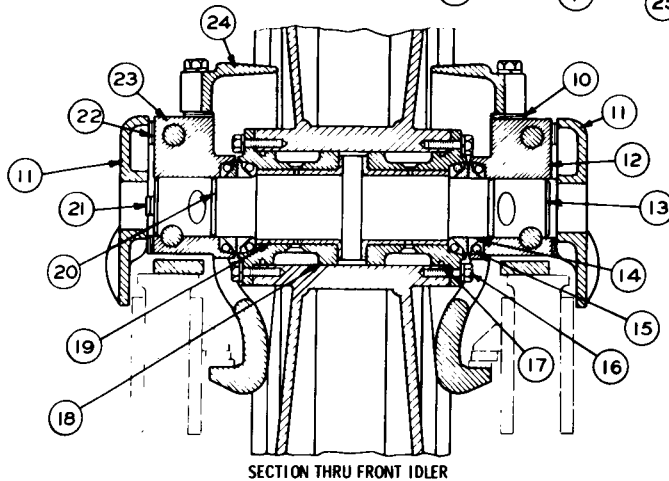
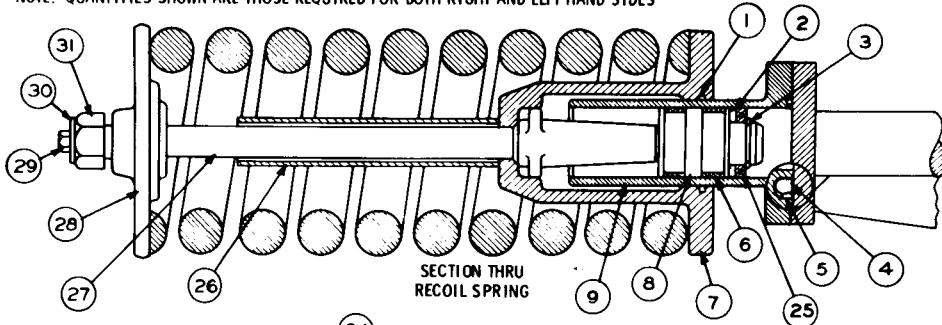
NOTE: QUANTITIES SHOWN ARE THOSE REQUIRED FOR BOTH RIGHT AND LEFT HAND SIDES

131351

5S3273 FRONT IDLER GROUP—Part 1—Type 2
Part of 5S3270, 1P9409 and 9S6233 Arrangements listed on Pages 144A, 144C and 144F

5S3273 FRONT IDLER GROUP—Part 2—Type 2
 Part of 5S3270, 1P9409 and 9S6233 Arrangements
 listed on Pages 144A, 144C and 144F

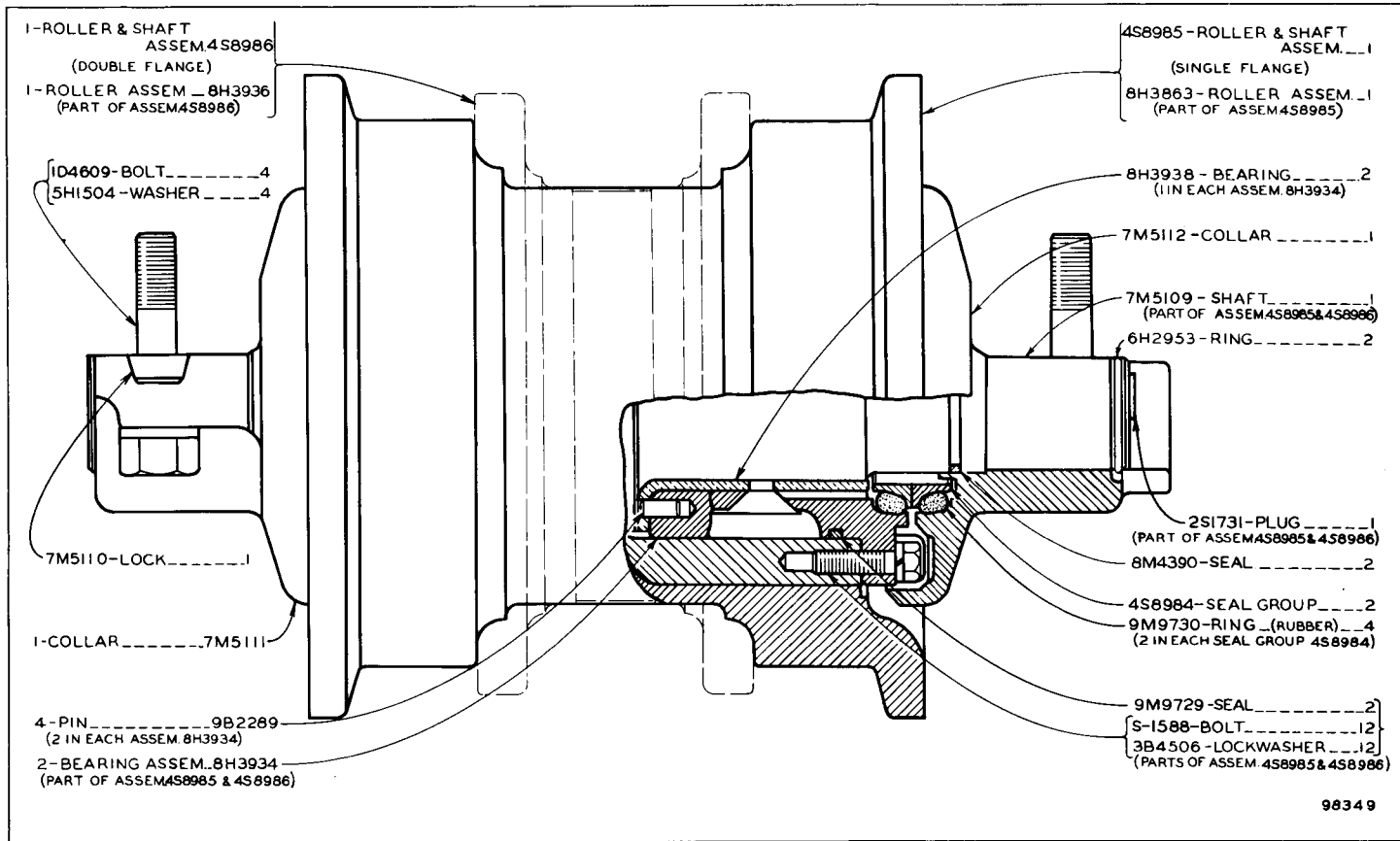
NOTE: QUANTITIES SHOWN ARE THOSE REQUIRED FOR BOTH RIGHT AND LEFT HAND SIDES



C INDICATES CHANGE

REF. NO.	PART NUMBER	DESCRIPTION	QTY
1	5F149	SEAL	2
2	8H5498	WASHER	2
3	1H8397	RING	2
4	5M2997	SEAL	2
5	5M2998	RING	2
6	6H6269	RING	4
7	1S816	PILOT ASSEM.	2
8	8H7980	PISTON	2
9	1S5331	CYLINDER	2
10	2M3514	SHIM	12
11	9S3599	PLATE	4
12	9M9760	BEARING	2
		(Right Hand Inner-Left Hand Outer)	
13	9M9758	SHAFT (idler)	2
14	4S8984	SEAL GROUP	4
15	9M9730	RING	4
16	3B1915	BOLT	24
	3B4506	LOCKWASHER	24
17	9M9729	SEAL	4
C 18	2S9451	BUSHING ASSEM.	4
	9B2289	PIN	2
C 19	8S2539	BEARING	1
20	8M4390	SEAL	4
C 21	2P347	PLUG	2
	2P2975	SEAL	2
C 22	1P7659	SHIM	48
C 23	9M9759	BEARING	2
		(R. H. Outer- L.H. Inner)	
C 24	3P6060	COLLAR ASSEM.	4
	3P6059	STRIP	1
25	4S9061	PACKING	2
26	8M6191	SLEEVE	2
27	1S814	BOLT	2
28	2M369	PILOT	2
29	S1620	BOLT	2
30	2S1654	WASHER	2
31	9M3770	NUT	2

148931

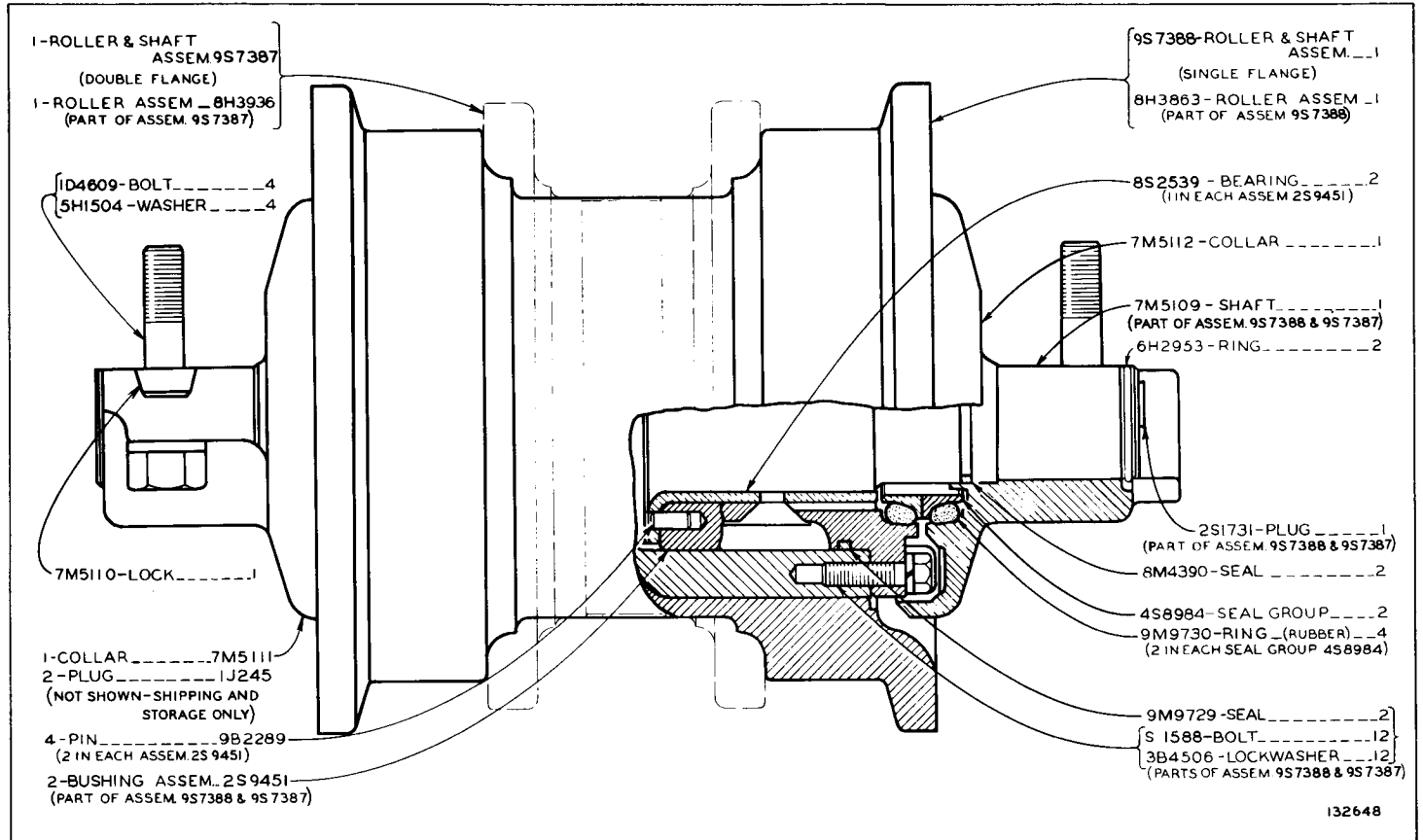


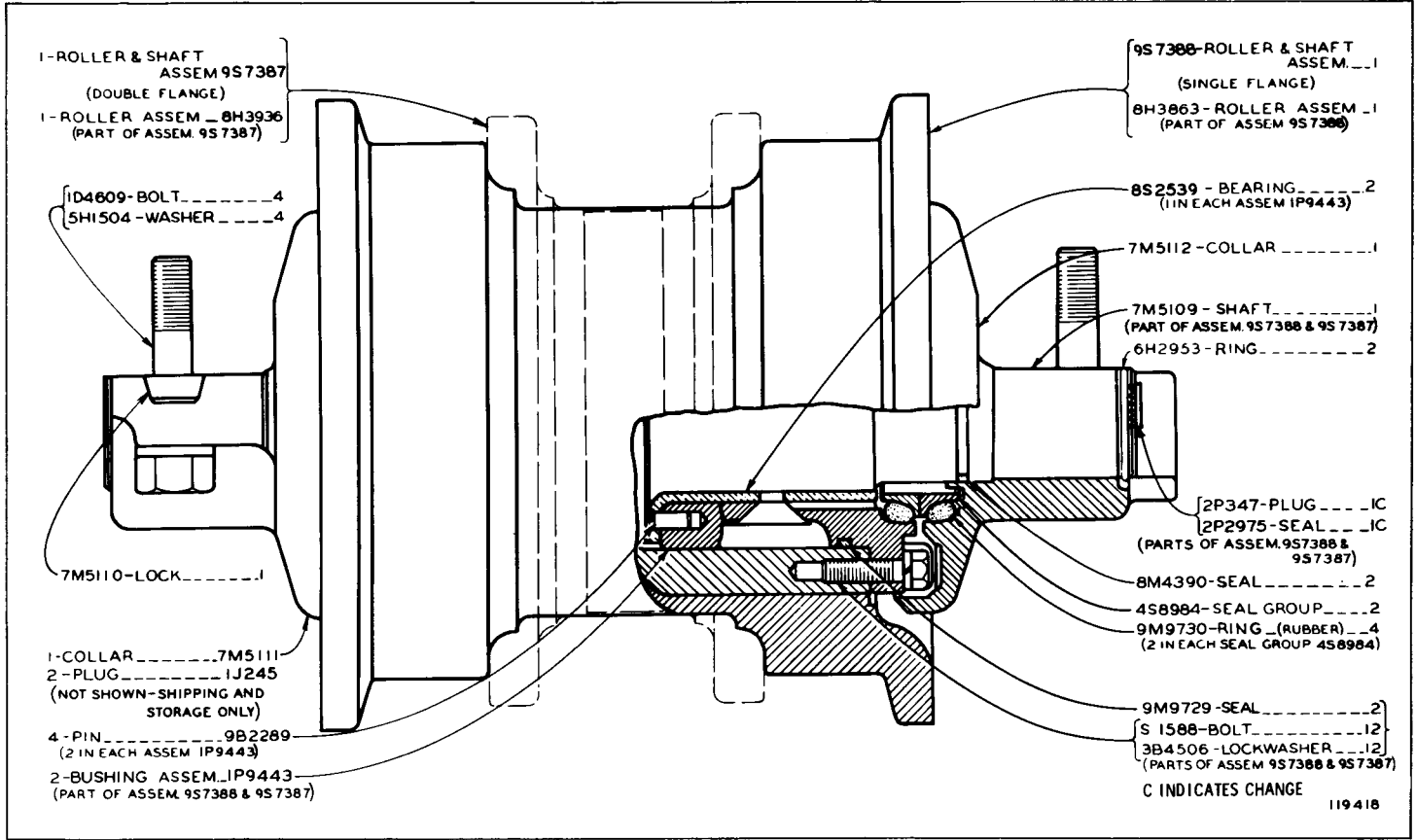
4S8980 TRACK ROLLER GROUP—Single Flange—6 Required

4S8981 TRACK ROLLER GROUP—Double Flange—8 Required

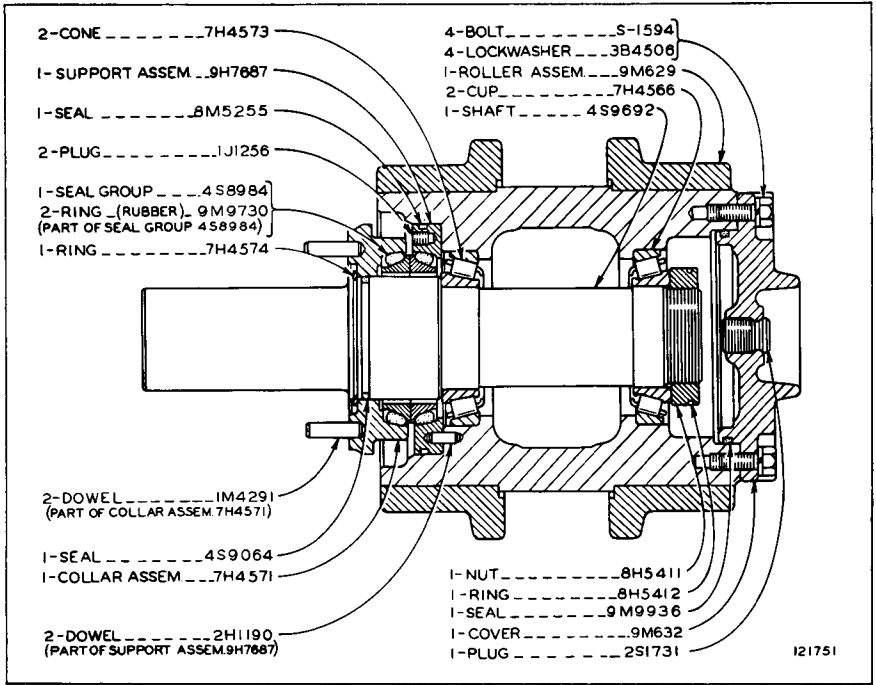
Part of 5S3270 and 9S6233 Traxcavator Arrangements listed on Pages 144A and 144F. Only separate parts serviced. When complete Group is required order 9S7284 or 9S7386

9S7284 TRACK ROLLER GROUP—Single Flange—6 Required—Type 1
 9S7386 TRACK ROLLER GROUP—Double Flange—8 Required—Type 1
 Part of 5S3270, 1P9409 and 9S6233 Arrangements listed on Pages 144A, 144C and 144F





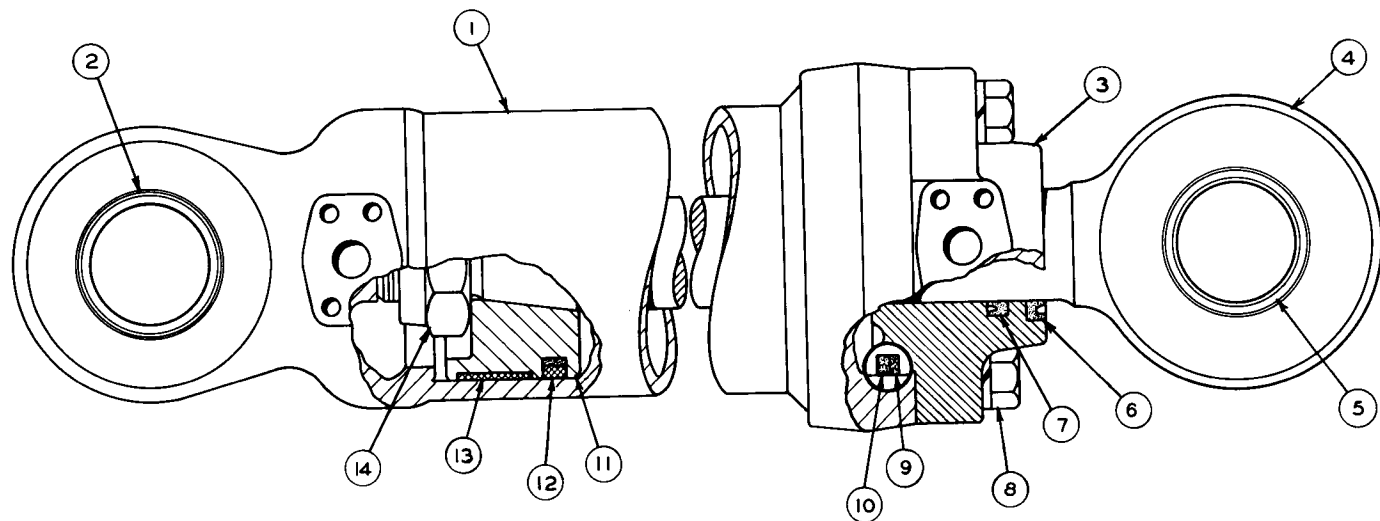
9S7284 TRACK ROLLER GROUP—Single Flange—6 Required—Type 2
 9S7386 TRACK ROLLER GROUP—Double Flange—8 Required—Type 2
 Part of 5S3270, 1P9409 and 9S6233 Arrangements listed on Pages 144A, 144C and 144F



5S3271 TRACK CARRIER ROLLER GROUP—4 Required
 Part of 5S3270, 1P9409 and 9S6233 Arrangements listed
 on Pages 144A, 144C and 144F

		Consists of:	Page
2	6J4513	Cylinder Group	150
1	6K6297	Top Clamp Group	150B
1	6K6574	Hydraulic Lines Group	151
1	Instruction Form FM055146	

6K1009 TOP CLAMP ARRANGEMENT
FOR USE WITH LOG FORK GROUP
 Only separate parts serviced



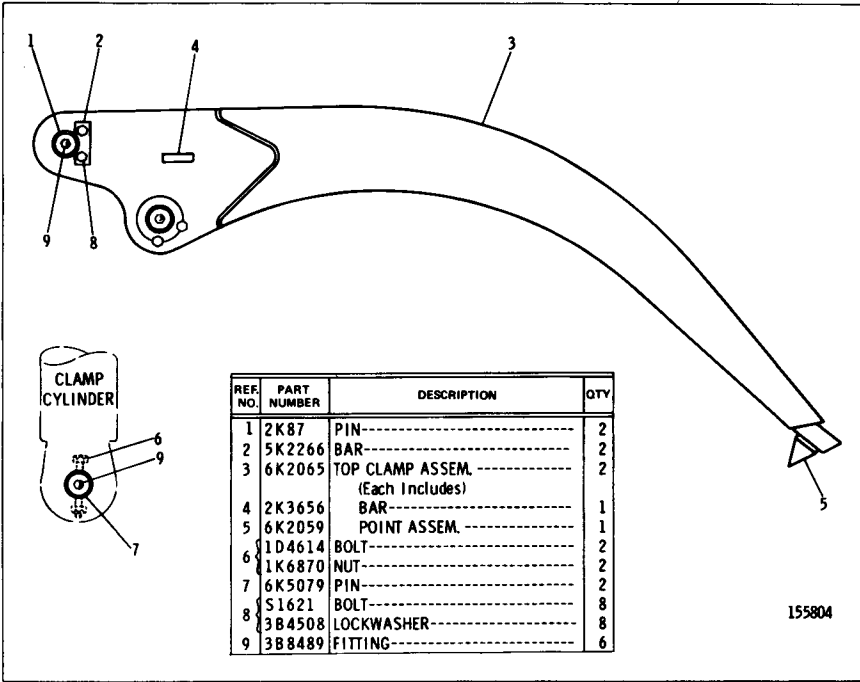
REF NO	PART NUMBER	DESCRIPTION	QTY
1	6J4517	CYLINDER ASSEM.-----	1
2	2K4507	BEARING----- (Part of 6J4517 Cylinder Assem.)	1
3	6J3282	HEAD-----	1
4	6J4523	ROD ASSEM.-----	1
5	2K4507	BEARING----- (Part of 6J4523 Rod Assem.)	1

REF NO	PART NUMBER	DESCRIPTION	QTY
6	4J3515	SEAL-----	1
7	5J8225	SEAL-----	1
8	1D4626	BOLT-----	4
	3B4514	LOCKWASHER-----	4
9	2K4096	RING-----	1

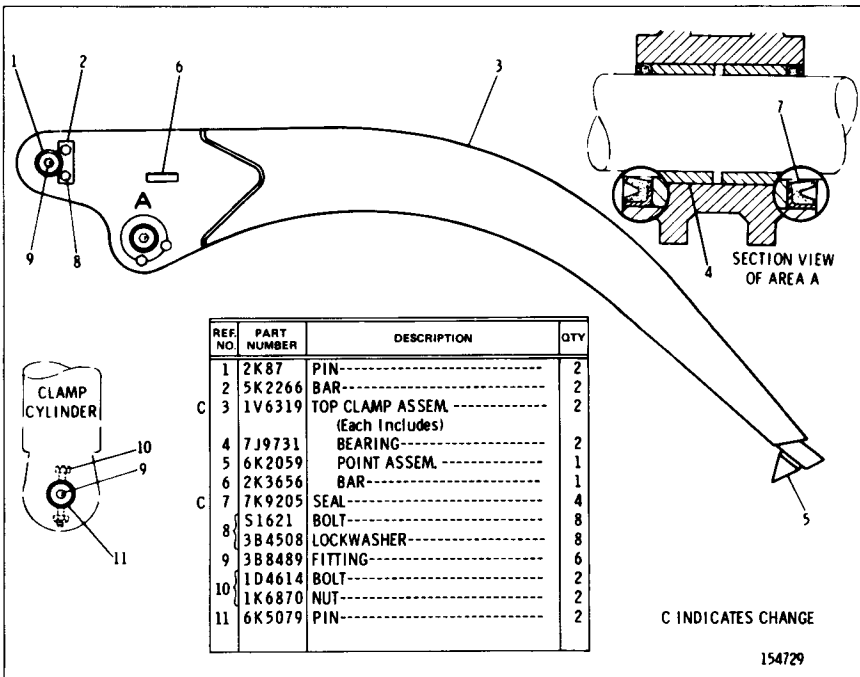
REF NO	PART NUMBER	DESCRIPTION	QTY
10	5F3144	SEAL-----	1
11	5J9884	PISTON-----	1
12	5J5020	SEAL ASSEM.-----	1
13	4J3420	RING-----	1
14	2J3247	NUT-----	1

121833

6J4513 CYLINDER GROUP—5.00" Bore x 19.38" Stroke—2 Required—Type 1
Part of 6K1009 Top Clamp Arrangement listed on Page 149

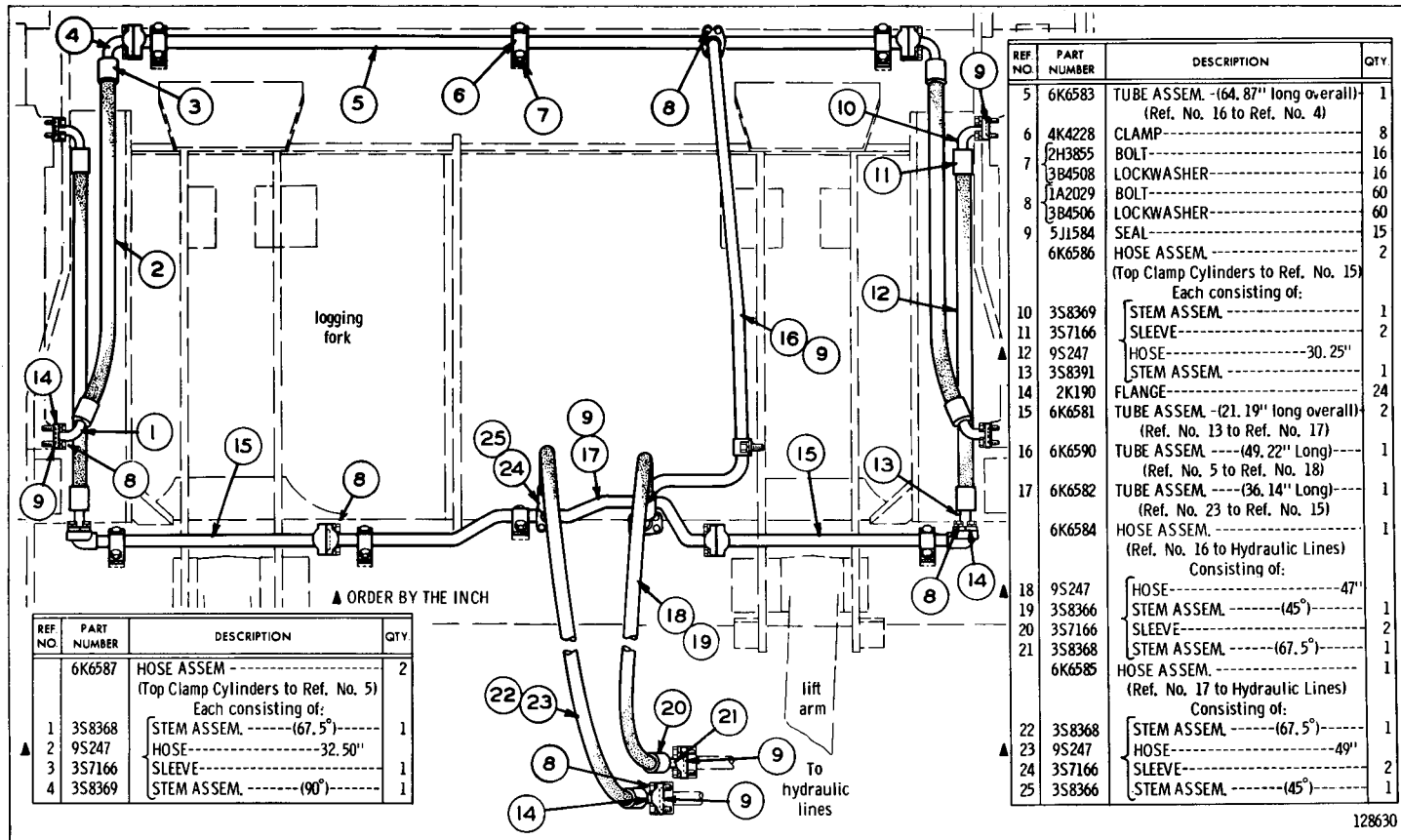


6K6297 TOP CLAMP GROUP—Type 1
Part of 6K1009 Top Clamp Arrangement listed on Page 149



6K6297 TOP CLAMP GROUP—Type 2
Part of 6K1009 Top Clamp Arrangement listed on Page 149

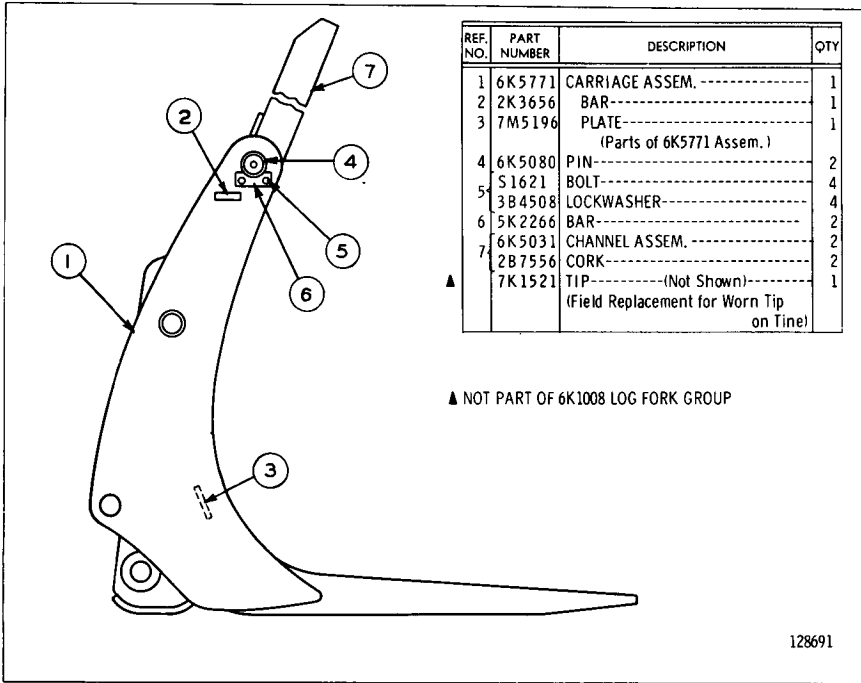
6K6574 HYDRAULIC LINES GROUP
PART OF 6K1009 TOP CLAMP ARRANGEMENT LISTED ON PAGE 149



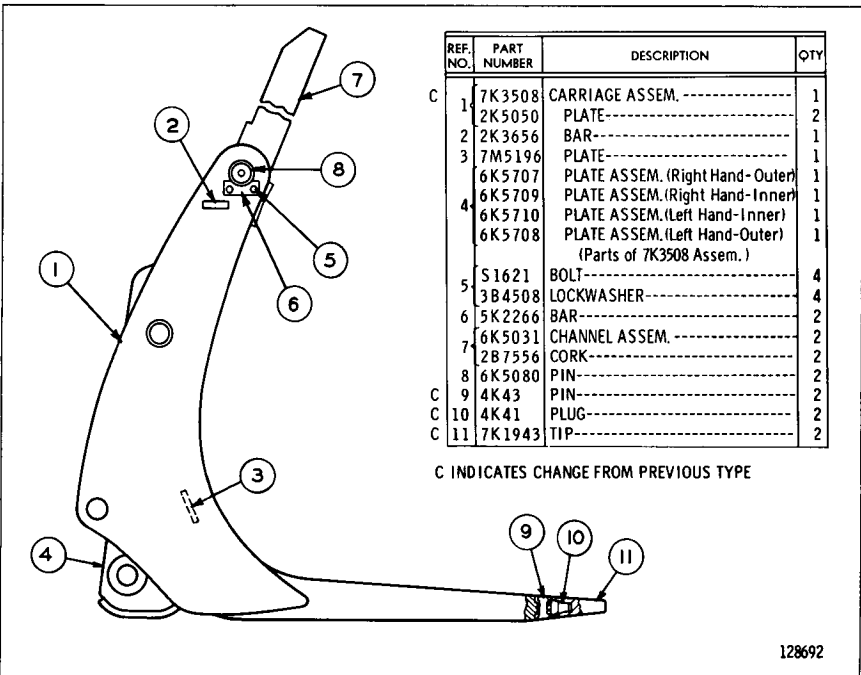
REF. NO.	PART NUMBER	DESCRIPTION	QTY.
	6K6587	HOSE ASSEM - (Top Clamp Cylinders to Ref. No. 5) Each consisting of:	2
1	3S8368	STEM ASSEM. -----(67.5")-----	1
2	9S247	HOSE-----32.50"	1
3	3S7166	SLEEVE-----	1
4	3S8369	STEM ASSEM. -----(90")-----	1

REF. NO.	PART NUMBER	DESCRIPTION	QTY.
5	6K6583	TUBE ASSEM. -(64.87" long overall) (Ref. No. 16 to Ref. No. 4)	1
6	4K4228	CLAMP-----	8
7	2H3855	BOLT-----	16
	3B4508	LOCKWASHER-----	16
8	1A2029	BOLT-----	60
	3B4506	LOCKWASHER-----	60
9	5J1584	SEAL-----	15
	6K6586	HOSE ASSEM. ----- (Top Clamp Cylinders to Ref. No. 15) Each consisting of:	2
10	3S8369	STEM ASSEM. -----	1
11	3S7166	SLEEVE-----	2
12	9S247	HOSE-----30.25"	1
13	3S8391	STEM ASSEM. -----	1
14	2K190	FLANGE-----	24
15	6K6581	TUBE ASSEM. -(21.19" long overall) (Ref. No. 13 to Ref. No. 17)	2
16	6K6590	TUBE ASSEM. -----(49.22" Long) (Ref. No. 5 to Ref. No. 18)	1
17	6K6582	TUBE ASSEM. -----(36.14" Long) (Ref. No. 23 to Ref. No. 15)	1
	6K6584	HOSE ASSEM. ----- (Ref. No. 16 to Hydraulic Lines) Consisting of:	1
18	9S247	HOSE-----47"	1
19	3S8366	STEM ASSEM. -----(45°)-----	1
20	3S7166	SLEEVE-----	2
21	3S8368	STEM ASSEM. -----(67.5")-----	1
	6K6585	HOSE ASSEM. ----- (Ref. No. 17 to Hydraulic Lines) Consisting of:	1
22	3S8368	STEM ASSEM. -----(67.5°)-----	1
23	9S247	HOSE-----49"	2
24	3S7166	SLEEVE-----	2
25	3S8366	STEM ASSEM. -----(45°)-----	1

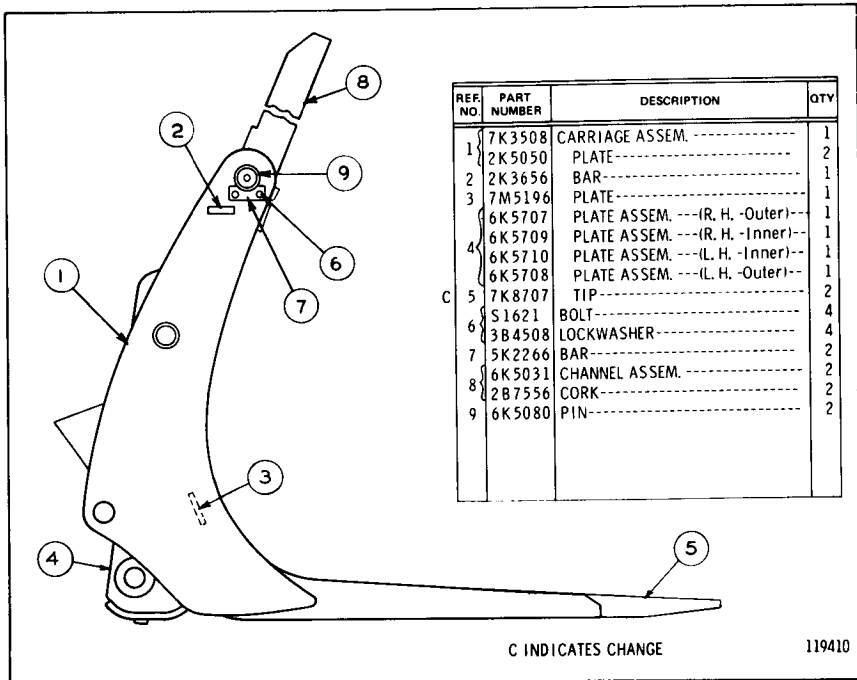
ATTACHMENTS



6K1008 LOG FORK GROUP—Type 1



6K1008 LOG FORK GROUP—Type 2



6K1008 LOG FORK GROUP—Type 3

Consists of:			Page
1	5J5724	Tank and Valve Group	161
1	6K2500	Hand Control Group	174
1	5K6270	Hydraulic Lines Group	170
1	2P7607	Hydraulic Lines Group	172A-2
1	Installation Instructions Form FM055046	

9K4118 HYDRAULIC ARRANGEMENT—Factory Installation
 4 Valve
 FOR USE WITH FRONT AND REAR ATTACHMENTS AND
 2P3445 MOUNTING GROUP SHOWN ON PAGE 130-3

CONSISTS OF:		PAGE
1	5J5726 TANK AND VALVE GROUP.....	156
1	5K6270 HYDRAULIC LINES GROUP (FRONT).....	170
1	6K2500 HAND CONTROL GROUP.....	174
1	2P7607 HYDRAULIC LINES GROUP (REAR).....	172A-2
1 INSTRUCTION FORM No. FM055046	

2P8032 HYDRAULIC ARRANGEMENT—Factory Installation

5K6269 FOR USE WITH FRONT ATTACHMENTS

CONSISTS OF:

PAGE

1	5J5724	TANK AND VALVE GROUP.....	161
1	5K6270	HYDRAULIC LINES GROUP.....	170
1	5K6271	HAND CONTROL GROUP.....	173
1	INSTRUCTION FORM No. FE55046	

5K6273 WITH AUXILIARY CYLINDER RELIEF
FOR USE WITH FRONT ATTACHMENTS

CONSISTS OF:

1	5J5726	TANK AND VALVE GROUP.....	156
1	5K6270	HYDRAULIC LINES GROUP.....	170
1	5K6271	HAND CONTROL GROUP.....	173
1	INSTRUCTION FORM No. FE55046	

5K6275 FOR USE WITH REAR ATTACHMENTS

CONSISTS OF:

1	5J5724	TANK AND VALVE GROUP.....	161
1	5K6276	HAND CONTROL GROUP.....	172
1	5K6280	HYDRAULIC LINES GROUP.....	172
1	INSTRUCTION FORM No. FE55046	

5K6278 FOR USE WITH FRONT AND REAR ATTACHMENTS

CONSISTS OF:

1	5J5724	TANK AND VALVE GROUP.....	161
1	5K6270	HYDRAULIC LINES GROUP.....	170
1	5K6280	HYDRAULIC LINES GROUP.....	172
1	6K2500	HAND CONTROL GROUP.....	174
1	INSTRUCTION FORM No. FE55046	

5K6281 WITH AUXILIARY CYLINDER RELIEF
FOR USE WITH FRONT AND REAR ATTACHMENTS
ONLY SEPARATE PARTS SERVICED. WHEN COMPLETE
GROUP IS REQUIRED ORDER 2P8032

CONSISTS OF:

1	5J5726	TANK AND VALVE GROUP.....	156
1	5K6270	HYDRAULIC LINES GROUP.....	170
1	5K6280	HYDRAULIC LINES GROUP.....	172
1	6K2500	HAND CONTROL GROUP.....	174
1	INSTRUCTION FORM No. FE55046	

5K9838 FOR USE WITH FRONT MOUNTED ATTACHMENTS
TO CONVERT A 2 VALVE TO 4 VALVE

CONSISTS OF:

PAGE

1	5J5723	CONVERSION GROUP	182
1	5K6270	HYDRAULIC LINES GROUP	170
1	5K6271	HAND CONTROL GROUP	173
1	INSTRUCTION FORM No. FE55046	

5K9839 FOR USE WITH REAR MOUNTED ATTACHMENTS
TO CONVERT A 2 VALVE TO 4 VALVE

CONSISTS OF:

1	5J5723	CONVERSION GROUP	182
1	5K6276	HAND CONTROL GROUP	172
1	5K6280	HYDRAULIC LINES GROUP	172
1	INSTRUCTION FORM No. FE55046	

5K9840 FOR USE WITH FRONT MOUNTED ATTACHMENTS
TO CONVERT A 2 VALVE TO 4 VALVE WITH
AUXILIARY CYLINDER RELIEF

CONSISTS OF:

1	5J5725	CONVERSION GROUP	183
1	5K6270	HYDRAULIC LINES GROUP	170
1	5K6271	HAND CONTROL GROUP	173
1	INSTRUCTION FORM No. FE55046	

5K9841 FOR USE WITH COMBINED FRONT AND REAR MOUNTED
ATTACHMENTS
TO CONVERT A 4 VALVE REAR ATTACHMENT TO 4
VALVE WITH AUXILIARY CYLINDER RELIEF

CONSISTS OF:

1	5J7949	CONVERSION GROUP	184
1	5K6270	HYDRAULIC LINES GROUP	170
1	5K6271	HAND CONTROL GROUP	173
1	INSTRUCTION FORM No. FE55046	

5K9872 FOR USE WITH COMBINED FRONT AND REAR MOUNTED
ATTACHMENTS
TO CONVERT A 2 VALVE TO 4 VALVE WITH
AUXILIARY CYLINDER RELIEF

CONSISTS OF:

1	5J5725	CONVERSION GROUP	183
1	5K6270	HYDRAULIC LINES GROUP	170
1	5K6280	HYDRAULIC LINES GROUP	172
1	6K2500	HAND CONTROL GROUP	174
1	INSTRUCTION FORM No. FE55046	

5K9873 FOR USE WITH COMBINED FRONT AND REAR MOUNTED ATTACHMENTS TO CONVERT A 2 VALVE TO 4 VALVE

CONSISTS OF: PAGE

- 1 5J5723 CONVERSION GROUP 182
- 1 5K6270 HYDRAULIC LINES GROUP 170
- 1 5K6280 HYDRAULIC LINES GROUP 172
- 1 6K2500 HAND CONTROL GROUP 174
- 1 INSTRUCTION FORM No. FE55046

6K2483 FOR USE WITH COMBINED FRONT AND REAR MOUNTED ATTACHMENTS TO CONVERT A 4 VALVE FRONT ATTACHMENT

CONSISTS OF:

- 1 5K6276 HAND CONTROL GROUP 172
- 1 5K6280 HYDRAULIC LINES GROUP 172
- 1 INSTRUCTION FORM No. FE55046

6K2484 FOR USE WITH COMBINED FRONT AND REAR MOUNTED ATTACHMENTS TO CONVERT A 4 VALVE REAR ATTACHMENT

CONSISTS OF:

- 1 5K6270 HYDRAULIC LINES GROUP 170
- 1 5K6271 HAND CONTROL GROUP 173
- 1 INSTRUCTION FORM No. FE55046

6K2958 FOR USE WITH COMBINED FRONT AND REAR MOUNTED ATTACHMENTS TO CONVERT A 4 VALVE FRONT ATTACHMENT TO 4 VALVE WITH AUXILIARY CYLINDER RELIEF

CONSISTS OF:

- 1 5J7949 CONVERSION GROUP 184
- 1 5K6276 HAND CONTROL GROUP 172
- 1 5K6280 HYDRAULIC LINES GROUP 172
- 1 INSTRUCTION FORM No. FE55046

Consists of:			Page
1	5J5723	Conversion Group	182
1	5K6270	Hydraulic Lines Group	170
1	6K2500	Hand Control Group	174
1	2P7607	Hydraulic Lines Group	172A-2
1	Instruction Form No. FE055046	

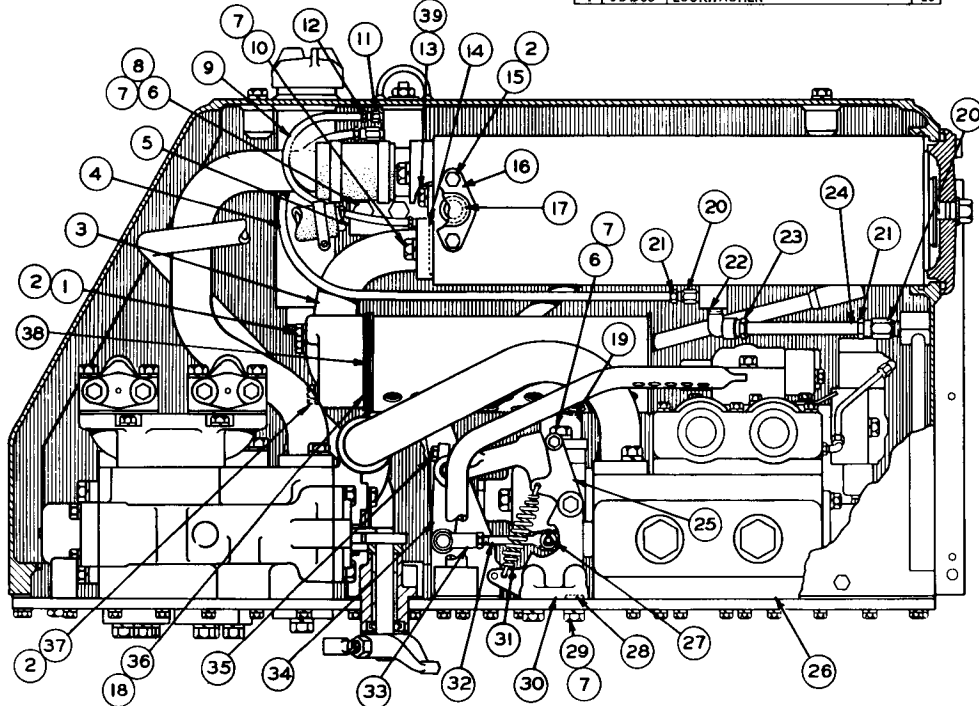
**9K4343 FIELD CONVERSION ARRANGEMENT
 TO CONVERT A 2 VALVE TO 4 VALVE. FOR USE WITH FRONT
 AND REAR MOUNTED ATTACHMENTS AND 2P4136 ROLL-OVER
 PROTECTIVE STRUCTURE MOUNTING GROUP SHOWN ON PAGE 130-4
 Only separate parts serviced**

Consists of:			Page
1	5J5723	Conversion Group	182
1	5K6276	Hand Control Group	172
1	2P7607	Hydraulic Lines Group	172A-2
1	Installation Instructions Form FM055046	

**2P8034 FIELD CONVERSION ARRANGEMENT
 TO CONVERT A 2 VALVE TO 4 VALVE. FOR USE WITH REAR
 MOUNTED ATTACHMENTS AND 2P3146 MOUNTING GROUP
 SHOWN ON PAGE 130-4**

REF NO	PART NUMBER	DESCRIPTION	QTY
1	L-1352	BOLT-----	2
2	3B4506	LOCKWASHER-----	6
3	5J5937	TUBE ASSEM.-----	1

REF NO.	PART NUMBER	DESCRIPTION	QTY.
4	6J2363	TUBE-----	1
5	5J5146	BRACKET-----	1
6	6H1717	BOLT-----	4
7	3B4508	LOCKWASHER-----	10



REF. NO.	PART NUMBER	DESCRIPTION	QTY.
8	4B4280	WASHER-----	2
9	6J2362	TUBE-----	1
10	S-1585	BOLT-----	2
11	3B8995	FITTING-----	2
12	1F1344	NUT-----	2
		(1 in each 3B8995 Fitting)	
13	T-318	BOLT-----	2
	3B4507	LOCKWASHER-----	2
14	7F8267	SEAL-----	1
15	1A2029	BOLT-----	2
16	6J236	TUBE ASSEM.-----	1
17	5F1678	SEAL-----	1
18	5J9261	DISC-----	1
19	5J6022	TUBE ASSEM.-----	1
20	3B8996	FITTING-----	3
21	8F8997	NUT-----	3
		(1 in each 3B8996 Fitting)	
22	3B8999	FITTING-----	1
23	8F8997	NUT-----	1
		(Part of 3B8999 Fitting)	
24	6J5488	TUBE-----	1
25	5J5108	LEVER-----	1
26	5J7953	CONTROL VALVE GROUP-----	1
		(See Separate Illustration)	
27	1J4384	PIN-----	1
	3B4615	COTTER PIN-----	1
28	8F3469	SEAL-----	10
29	7B3235	BOLT-----	4
30	5J5006	BRACKET-----	1
31	6H962	SPRING-----	1
32	5J5932	ROD-----	1
33	1J8489	END-----	1
	5B9079	NUT-----	1
34	5J5110	LEVER-----	1
	1J88706	KEY-----	1
35	1A2209	BOLT-----	1
36	5J5942	GASKET-----	1
37	T-573	BOLT-----	2
38	6J5386	GASKET-----	1
39	4B4279	WASHER-----	2

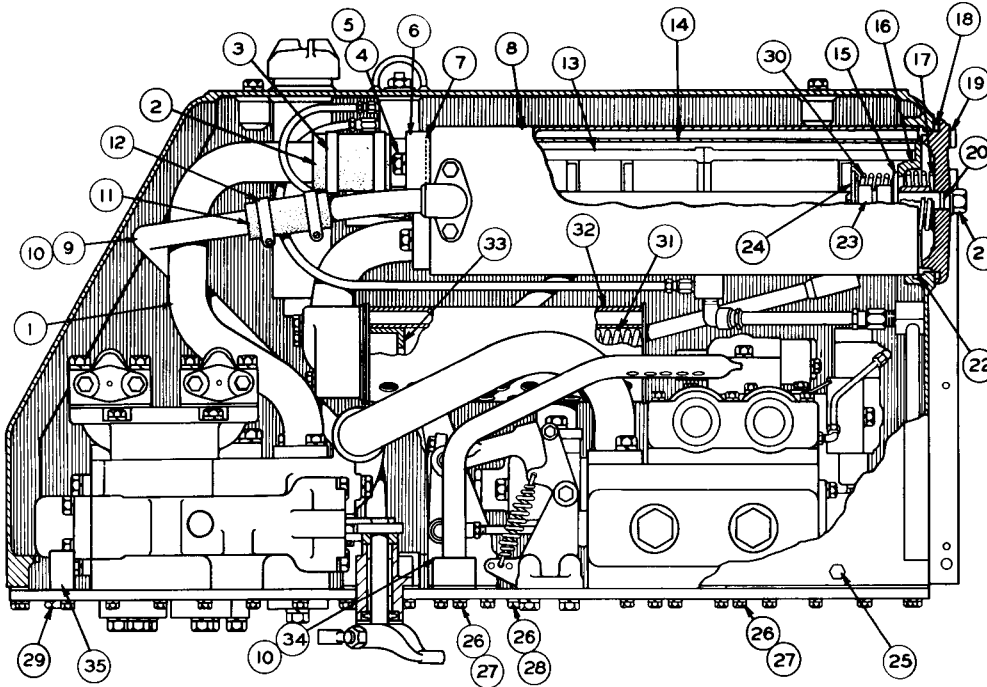
120616

5J5726 TANK AND VALVE GROUP--As Viewed from Right Hand Side of Machine--PART 1 OF 5
 PART OF 5K6273 & 5K6281 HYDRAULIC ARRANGEMENTS LISTED ON PAGE 153
 5J7953 VALVE PARTS ARE SHOWN ON PAGES 110 AND 111. REFER ALSO TO PAGE 128 FOR SPECIAL PARTS

5J5726 TANK AND VALVE GROUP--As VIEWED FROM RIGHT HAND SIDE OF MACHINE--PART 2 OF 5
PART OF 5K6273 AND 5K6281 HYDRAULIC ARRANGEMENTS LISTED ON PAGE 153

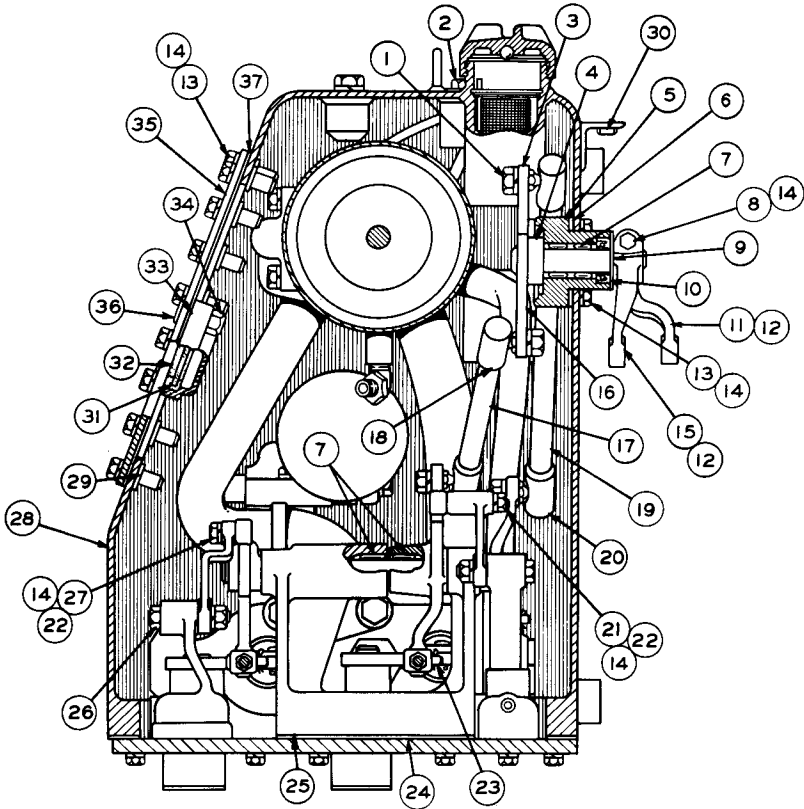
REF. NO.	PART NUMBER	DESCRIPTION	QTY
1	5J5179	TUBE ASSEM. -----	1
2	4J7313	HOSE -----	1
3	4M7139	CLAMP -----	2

REF. NO.	PART NUMBER	DESCRIPTION	QTY
4	S-1587	BOLT -----	2
5	3B4508	LOCKWASHER -----	2
6	5J5157	TUBE ASSEM. -----	1



REF. NO.	PART NUMBER	DESCRIPTION	QTY
7	5F8000	SEAL -----	1
8	5J4962	TUBE ASSEM. -----	1
9	5J5202	TUBE ASSEM. -----	1
10	5J5166	GASKET -----	2
11	5J5211	HOSE -----	1
12	9M7958	CLAMP -----	2
13	4J6064	ELEMENT ASSEM. -----	2
14	6J3795	SCREEN ASSEM. -----	1
15	2J918	VALVE -----	1
16	4J1704	SEAT -----	1
17	6J2236	SPRING -----	1
18	6J2933	COVER -----	1
18	5L5032	SEAL -----	1
19	2J2864	PLUG -----	1
19	6F5559	SEAL -----	1
20	6F4855	SEAL -----	1
20	5J4871	BOLT ASSEM. -----	1
21	3B9363	WASHER -----	1
22	2K4472	SEAL -----	1
23	5J1607	SPACER -----	1
23	2J917	RETAINER -----	1
24	1H1200	PIN ----- (1.25" Long)	1
24	6H3956	PIN ----- (1" Long)	1
25	3K8460	PLUG -----	1
25	1J9671	SEAL -----	1
26	1A2029	BOLT -----	11
27	3B4506	LOCKWASHER -----	3
28	5L5840	WASHER ----- ()	8
28	5B9628	WASHER ----- ()	3
29	7M5897	PLUG ASSEM. -----	1
29	2M9780	SEAL ----- (Part of 7M5897 Plug Assem.)	1
30	5J2926	SPRING -----	1
31	6J3911	SPRING -----	1
32	6J3909	TUBE ASSEM. -----	1
33	6J3908	ORIFICE -----	1
34	5J5204	TUBE ASSEM. -----	1
35	6J1888	BLOCK -----	2
35	3F4479	PIN -----	2

120617

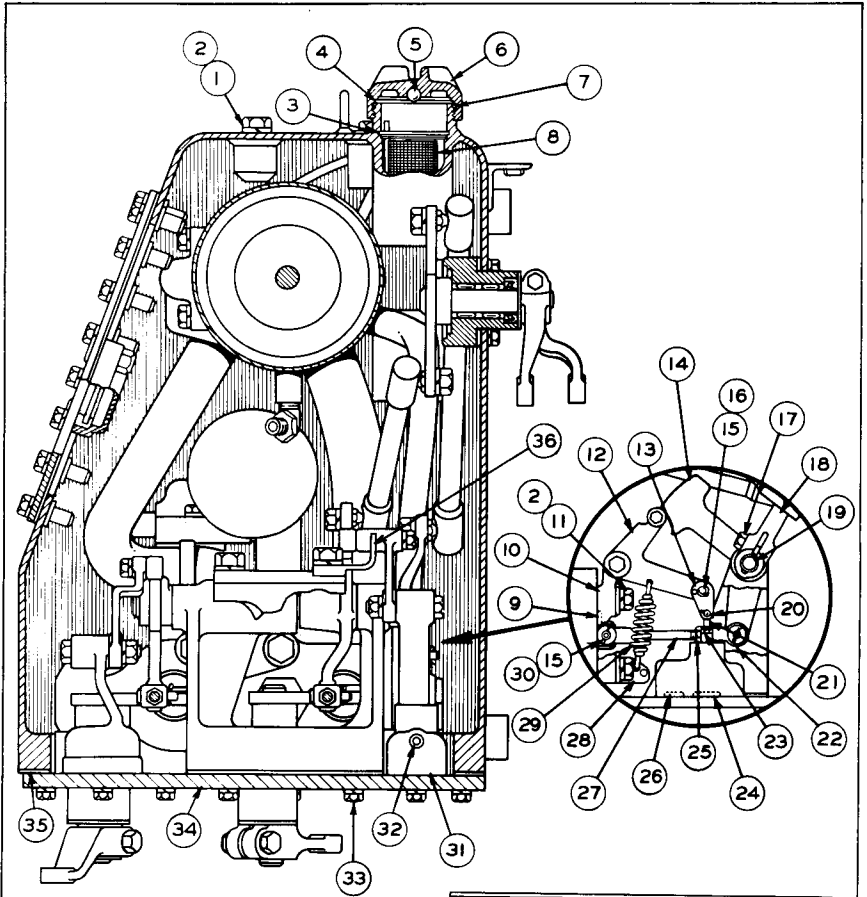


REF NO	PART NUMBER	DESCRIPTION	QTY
1	1B4205	NUT-----	4
	3B4508	LOCKWASHER-----	4
2	6J468	INDICATOR ASSEM.-----	1
3	5J5774	LEVER ASSEM.-----	1
4	2H5746	ADAPTER-----	2
5	5J8102	HOUSING-----	2
6	4J8425	GASKET-----	2
7	7F7983	BEARING-----	8
8	S-1571	BOLT-----	2
	1D4717	NUT-----	2
9	8B4037	WASHER-----	2
10	3J4407	SEAL-----	2
11	5J5728	LEVER-----	1
12	1B8706	KEY-----	2
13	S-1594	BOLT-----	52
14	3B4506	LOCKWASHER-----	56
15	5J5729	LEVER-----	1
16	5J5776	LEVER ASSEM.-----	1
17	5J5765	ROD ASSEM.-----	1
18	2H9250	JOINT-----	2
		(Part of 5J5765 Rod Assem.)	
19	5J5764	ROD ASSEM.-----	1
20	2H9250	JOINT-----	2
		(Part of 5J5764 Rod Assem.)	

REF NO	PART NUMBER	DESCRIPTION	QTY
21	4J3441	ROLLER-----	1
22	1B4203	NUT-----	2
	1J4384	PIN-----	2
23	3B4615	COTTER PIN-----	2
24	5J5247	GASKET-----	1
25	5J5033	BRACKET-----	1
	2J6602	PIN-----	2
26	1B4204	NUT-----	2
	3B4507	LOCKWASHER-----	2
27	2J8262	ROLLER-----	1
28	5J5155	TANK ASSEM.-----	1
29	6J2237	{ BOSS-----	44
30	9F2978	{ NUT----- (Weld)-----	2
		(Parts of 5J5155 Tank Assem.)	
31	4J8252	GLASS-----	1
32	4J8251	GROMMET-----	1
33	4J8250	RETAINER-----	1
34	4J8265	NUT-----	4
	6J2459	COVER ASSEM.-----	1
		Consisting of:	
35	5J5159	{ COVER-----	1
36	5J96	{ STUD-----	4
37	5J5160	GASKET-----	1

120361

5J5726 TANK AND VALVE GROUP--PART 3 OF 5
 AS VIEWED FROM FRONT OF MACHINE
 PART OF 5K6273 AND 5K6281 ARRANGEMENTS LISTED ON PAGE 153

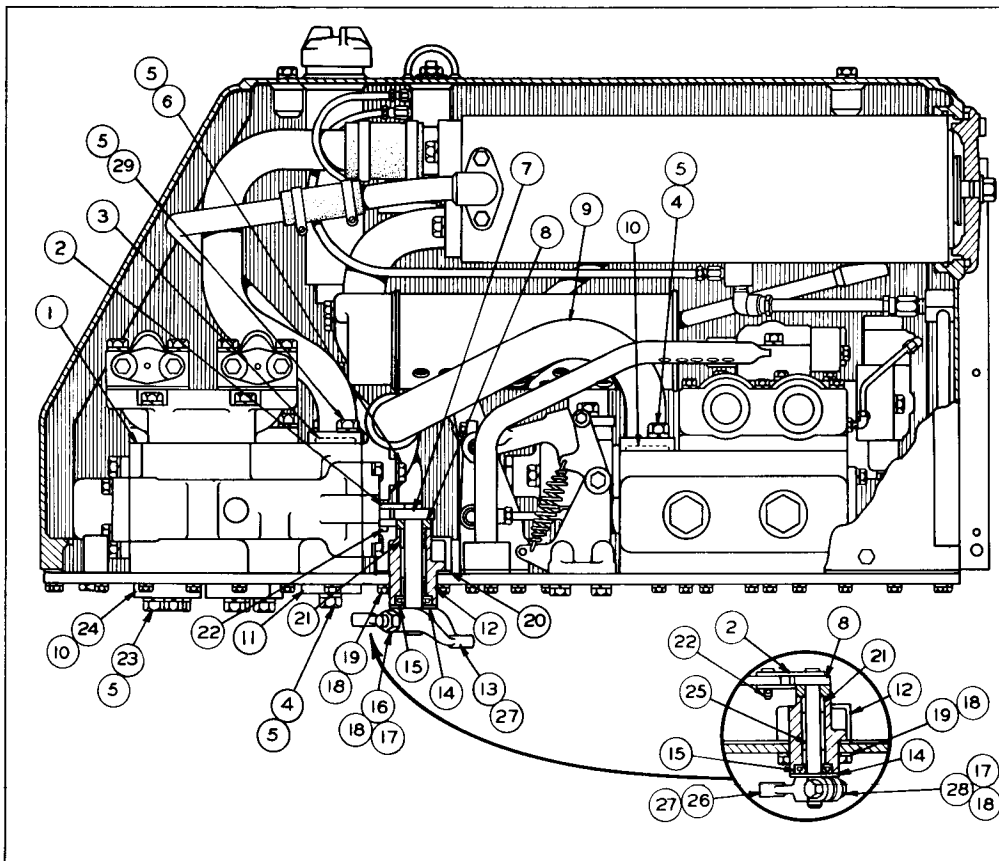


REF NO	PART NUMBER	DESCRIPTION	QTY
1	S-1620	BOLT-----	2
2	3B4508	LOCKWASHER-----	4
3	6H9361	RING-----	1
4	6H5139	PLATE-----	1
5	7B6368	BALL-----	1
6	7H1447	CAP-----	1
7	9H6454	GASKET-----	1
8	6J2025	STRAINER ASSEM.-----	1
9	4J519	SEAL-----	1
10	5J5109	BRACKET-----	1
11	S-1587	BOLT-----	2
12	5J5071	LEVER-----	1
13	5J7518	LINK-----	2
14	5J5111	LEVER-----	1
15	1J4384	PIN-----	2
16	3B4618	COTTER PIN-----	1
17	7H3912	BUSHING-----	1
17	S-1588	BOLT-----	1
18	4J7739	LEVER-----	1
18	1B8706	KEY-----	1
19	5J5105	SHAFT-----	1

REF NO	PART NUMBER	DESCRIPTION	QTY
20	2S975	PIN-----	1
	3B4607	COTTER PIN-----	1
21	5J7546	ROD-----	1
22	1J8489	END-----	1
23	6F612	NUT-----	1
24	5F7054	SEAL-----	1
25	5B9079	NUT-----	1
26	6F4855	SEAL-----	1
27	5J5933	ROD-----	1
28	5J5941	BRACKET-----	1
29	6J471	SPRING-----	1
30	3B4615	COTTER PIN-----	1
	5J7958	BODY GROUP-----	1
		Consisting of:	
31	[Not Serv.]	BODY-----	1
31	[Not Serv.]	STEM-----	1
32	3D4603	PLUG-----	1
33	T-320	BOLT-----	52
33	3B4507	LOCKWASHER-----	52
34	5J5178	PLATE-----	1
35	5J5234	GASKET-----	1
36	6J4578	STOP-----	1

120618

5J5726 TANK AND VALVE GROUP--PART 4 OF 5
 AS VIEWED FROM FRONT OF MACHINE
 PART OF 5K6273 AND 5K6281 ARRANGEMENTS LISTED ON PAGE 153



REF NO	PART NUMBER	DESCRIPTION	QTY
1	5J7963	VALVE GROUP----- (See Separate Illustration)	1
2	4J7942	LINK-----	4
3	1H9696	SEAL-----	1
4	S-1587	BOLT-----	4
5	3B4508	LOCKWASHER-----	16
6	3322-A	BOLT-----	2
7	5J5916	LEVER ASSEM.-----	1
8	2H5746	ADAPTER-----	2
9	5J5151	TUBE ASSEM.-----	1
	4J522	SEAL-----	1
	4J523	SEAL-----	5
10	2J7591	COVER-----	1
12	5J880	HOUSING-----	2
13	6J2449	LEVER-----	1
14	8B4037	WASHER-----	2
15	3J4407	SEAL-----	2
16	S-1571	BOLT-----	1
17	1D4717	NUT-----	2
18	3B4506	LOCKWASHER-----	10
19	S-1594	BOLT-----	8
20	4J8425	GASKET-----	2
21	7F7983	BEARING-----	4
	1J4384	PIN-----	4
22	3B4615	COTTER PIN-----	4
	7H3912	BUSHING-----	2
23	1A1460	BOLT-----	8
24	3K2759	COVER-----	4
25	5J5823	LEVER ASSEM.-----	1
26	3J532	LEVER-----	1
27	188706	KEY-----	2
28	S-1590	BOLT-----	1
29	S-1585	BOLT-----	2

102095

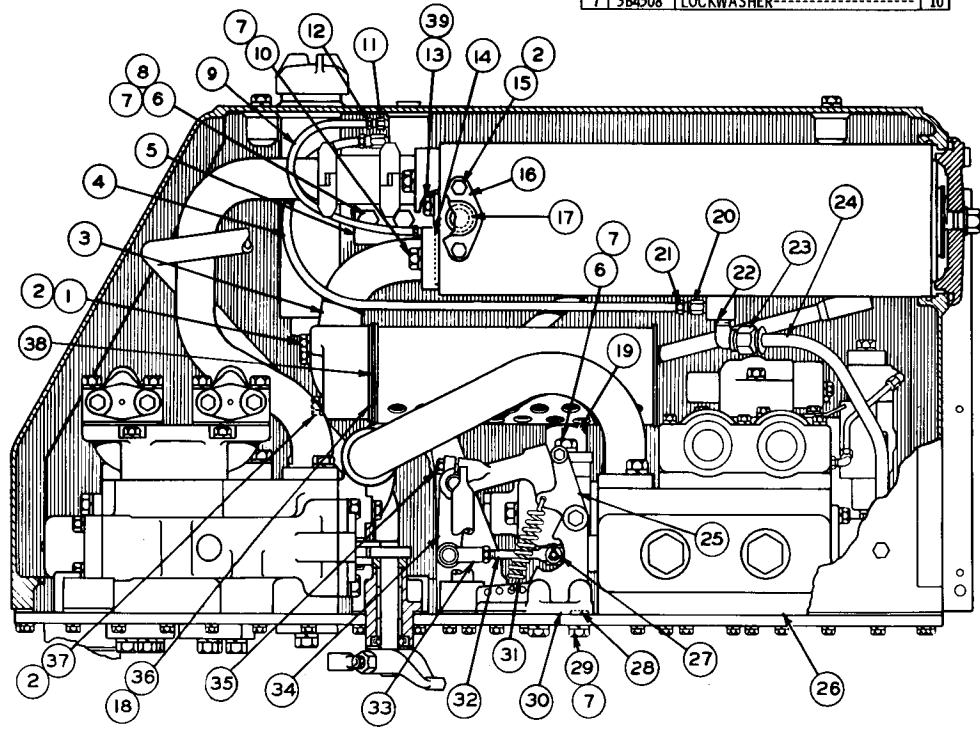
5J5726 TANK AND VALVE GROUP--As Viewed from Right Hand Side of Machine--PART 5 OF 5
PART OF 5K6273 AND 5K6281 HYDRAULIC ARRANGEMENTS LISTED ON PAGE 153
5J7963 VALVE PARTS ARE SHOWN ON PAGE 166

5J5726 TANK AND VALVE GROUP—As Viewed from R.H. Side of Machine—Part 1 of 5—Type 2
 Part of 5K6273 and 5K6281 Hydraulic Arrangements listed on Page 153. 5J7953 Valve parts are shown on Pages 110
 and 111. Refer also to Page 127B for special parts

REF NO	PART NUMBER	DESCRIPTION	QTY
1	L 1352	BOLT	2
2	3B4506	LOCKWASHER	6
3	5J5937	TUBE ASSEM.	1

REF. NO	PART NUMBER	DESCRIPTION	QTY.
4	6J2363	TUBE	1
5	5J5146	BRACKET	1
6	6H1717	BOLT	4
7	3B4508	LOCKWASHER	10

REF. NO.	PART NUMBER	DESCRIPTION	QTY.
8	4B4280	WASHER	2
9	6J2362	TUBE	1
10	S 1585	BOLT	2
11	3B8995	FITTING	2
12	1F1344	NUT	2
	(1 in each 3B8995 Fitting)		
13	T 318	BOLT	2
	3B4507	LOCKWASHER	2
14	7F8267	SEAL	1
15	1A2029	BOLT	2
16	6J236	TUBE ASSEM.	1
17	5F1678	SEAL	1
18	5J9261	DISC	1
19	5J6022	TUBE ASSEM.	1
20	3B8996	FITTING	2
21	8F8997	NUT	2
	(1 in each 3B8996 Fitting)		
22	3B9053	FITTING	1
23	8F8998	NUT	1
	(Part of 3B9053 Fitting)		
24	7J748	TUBE	1
25	5J5108	LEVER	1
26	5J7953	CONTROL VALVE GROUP	1
	(See Separate Illustration)		
27	1J4384	PIN	1
	3B4615	COTTER PIN	1
28	8F3469	SEAL	10
29	7B3235	BOLT	4
30	5J5006	BRACKET	1
31	7J771	SPRING	1
32	5J5932	ROD	1
33	1J8489	END	1
	5B9079	NUT	1
	5J5110	LEVER	1
34	1B8706	KEY	1
35	1A2209	BOLT	1
36	5J5942	GASKET	1
37	T573	BOLT	2
38	5J5942	GASKET	2
39	4B4279	WASHER	1

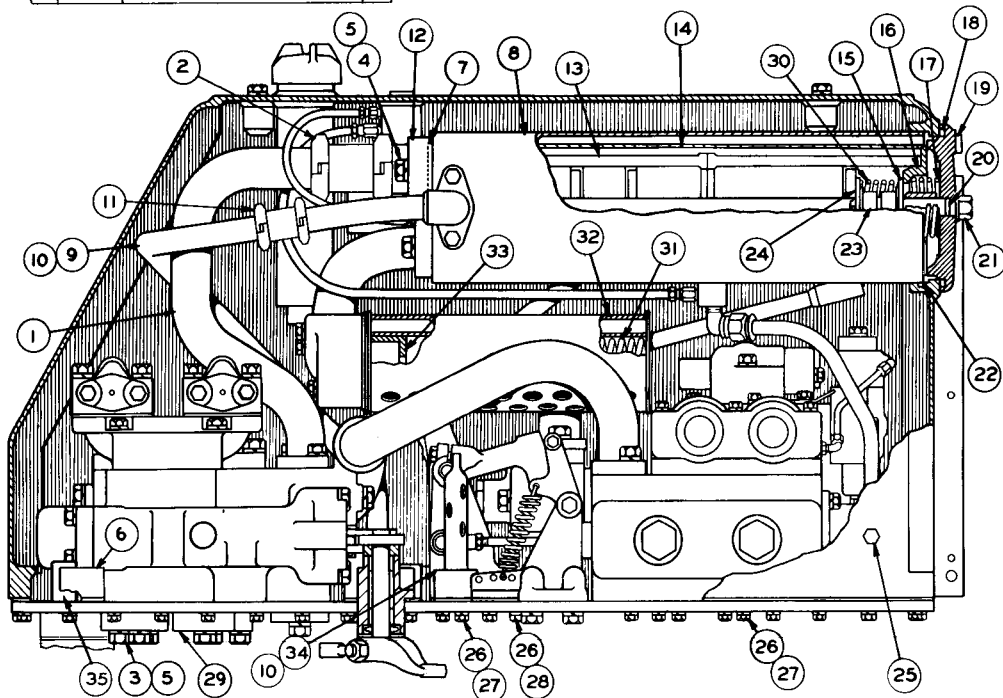


ATTACHMENTS

160A

REF. NO.	PART NUMBER	DESCRIPTION	QTY
1	5J5179	TUBE ASSEM.	1
2	6L2849	COUPLING ASSEM.	1
	2N8198	SEAL ASSEM.	2
		(Part of 6L2849 Assem.)	

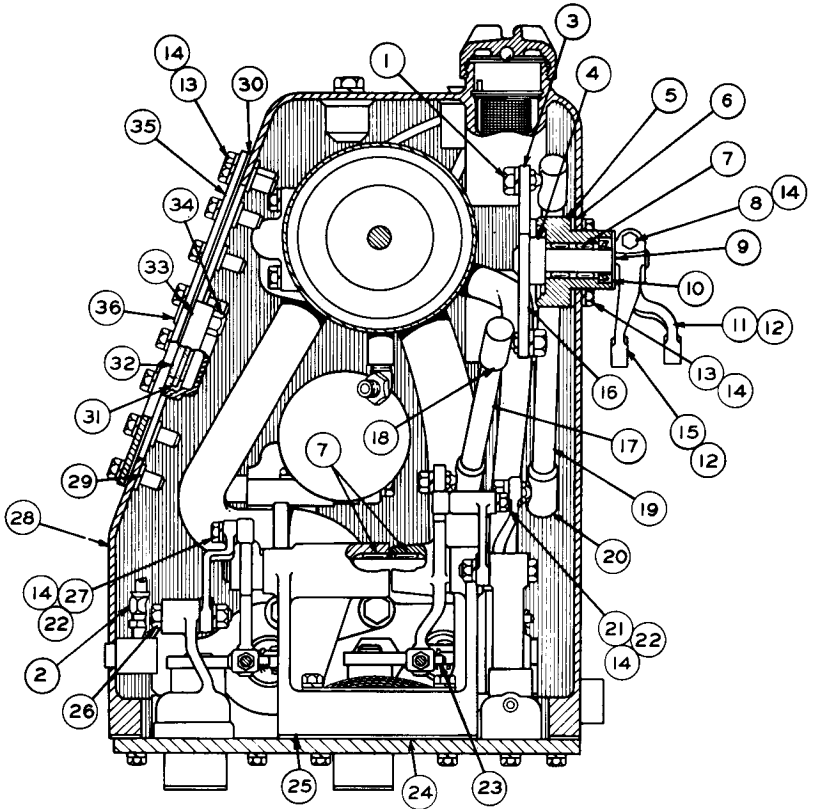
3	1A1460	BOLT.....	8
4	S1587	BOLT.....	2
5	3B4508	LOCKWASHER.....	10
6	6J9523	FLANGE.....	1
	7J96	GASKET.....	1



7	5F8000	SEAL.....	1
8	7J769	TUBE ASSEM.	1
9	5J5202	TUBE ASSEM.	1
10	5J5166	GASKET.....	2
11	257070	JOINT ASSEM.	1
	952082	SEAL ASSEM.	2
		(Part of 257070 Assem.)	
12	5J5157	TUBE ASSEM.	1
13	4J6064	ELEMENT ASSEM.	2
14	6J3795	SCREEN ASSEM.	1
15	2J918	VALVE.....	1
16	4J1704	SEAT.....	1
17	6J2236	SPRING.....	1
18	6J9716	COVER.....	1
19	5L5032	SEAL.....	1
20	2J2864	PLUG.....	2
21	6F5559	SEAL.....	2
22	6F4855	SEAL.....	1
23	5J4871	BOLT ASSEM.	1
24	3B9363	WASHER.....	1
25	2K4472	SEAL.....	1
26	5J1607	SPACER.....	1
27	2J917	RETAINER.....	1
28	1H1200	PIN..... (1.25" long)	1
29	6H3956	PIN..... (1" long)	1
30	954182	PLUG.....	1
31	3J7354	SEAL.....	1
32	1A2029	BOLT.....	11
33	3B4506	LOCKWASHER.....	8
34	5L5840	WASHER..... (.....)	3
35	5B9628	WASHER..... (.....)	3
	3K2759	COVER.....	4
	4J523	SEAL.....	4
	5J2926	SPRING.....	1
	6J3911	SPRING.....	1
	7J773	TUBE ASSEM.	1
	6J3908	ORIFICE.....	1
	7J772	TUBE ASSEM.	1
	6J1888	BLOCK.....	2
	3F4479	PIN.....	2

130787

5J5726 TANK AND VALVE GROUP—As Viewed from R.H. Side of Machine—Part 2 of 5—Type 2
Part of 5K6273 and 5K6281 Hydraulic Arrangements listed on Page 153

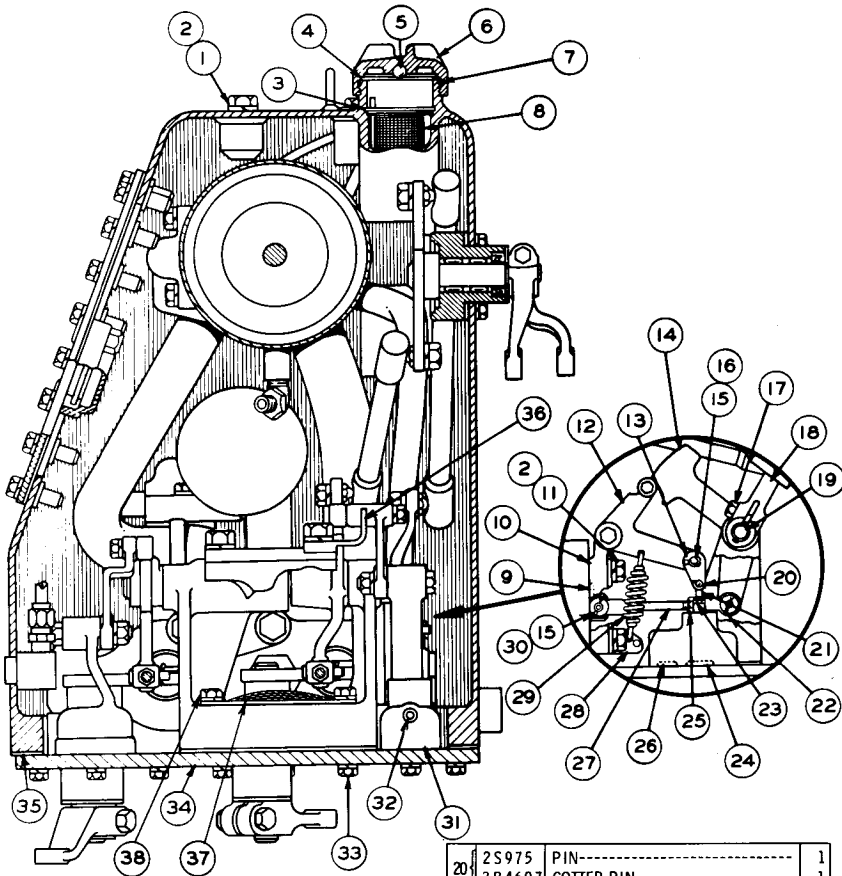


REF. NO.	PART NUMBER	DESCRIPTION	QTY
1	1B4205	NUT-----	4
	3B4508	LOCKWASHER-----	4
	3B8997	FITTING-----	1
	8F8998	NUT-----	1
		(Part of 3B8997 Fitting)	
3	5J5774	LEVER ASSEM.-----	1
4	2H5746	ADAPTER-----	2
5	5J8102	HOUSING-----	2
6	4J8425	GASKET-----	2
7	7F7983	BEARING-----	8
8	S1571	BOLT-----	2
	1D4717	NUT-----	2
9	8B4037	WASHER-----	2
10	3J4407	SEAL-----	2
11	5J5728	LEVER-----	1
12	1B8706	KEY-----	2
13	S1594	BOLT-----	52
14	3B4506	LOCKWASHER-----	56
15	5J5729	LEVER-----	1
16	5J5776	LEVER ASSEM.-----	1
17	5J5765	ROD ASSEM.-----	1
18	2H9250	JOINT-----	2
		(Part of 5J5765 Assem.)	

19	5J5764	ROD ASSEM.-----	1
20	2H9250	JOINT-----	2
		(Part of 5J5764 Assem.)	
21	4J3441	ROLLER-----	1
22	1B4203	NUT-----	2
23	1J4384	PIN-----	2
	3B4615	COTTER PIN-----	2
24	5J5247	GASKET-----	1
25	7J779	BRACKET-----	1
	2J6602	PIN-----	2
26	1B4204	NUT-----	2
	3B4507	LOCKWASHER-----	2
27	2J8262	ROLLER-----	1
28	7J775	TANK ASSEM.-----	1
29	6J2237	BOSS-----	44
		(Part of 7J775 Assem.)	
30	5J5160	GASKET-----	1
31	4J8252	GLASS-----	1
32	4J8251	GROMMET-----	1
33	4J8250	RETAINER-----	1
34	4J8265	NUT-----	4
	6J2459	COVER ASSEM.-----	1
		Consisting of:	
35	5J5159	COVER-----	1
36	5J96	STUD-----	4

130788

5J5726 TANK AND VALVE GROUP—Part 3 of 5—Type 2
 AS VIEWED FROM FRONT OF MACHINE
 Part of 5K6273 and 5K6281 Hydraulic Arrangements listed on Page 153



REF. NO.	PART NUMBER	DESCRIPTION	QTY
1	S1620	BOLT-----	2
2	3B4508	LOCKWASHER-----	4
3	6H9361	RING-----	1
4	6H5139	PLATE-----	1
5	7B6368	BALL-----	1
6	7H1447	CAP-----	1
7	9H6454	GASKET-----	1
8	6J2025	STRAINER ASSEM.-----	1
9	4J519	SEAL-----	1
10	5J5109	BRACKET-----	1
11	S1587	BOLT-----	2
12	5J5071	LEVER-----	1
13	5J7518	LINK-----	2
14	5J5111	LEVER-----	1
15	1I4384	PIN-----	2
16	3B4618	COTTER PIN-----	1
17	7H3912	BUSHING-----	1
18	S1588	BOLT-----	1
18	4J7739	LEVER-----	1
18	1B8706	KEY-----	1
19	5J5105	SHAFT-----	1

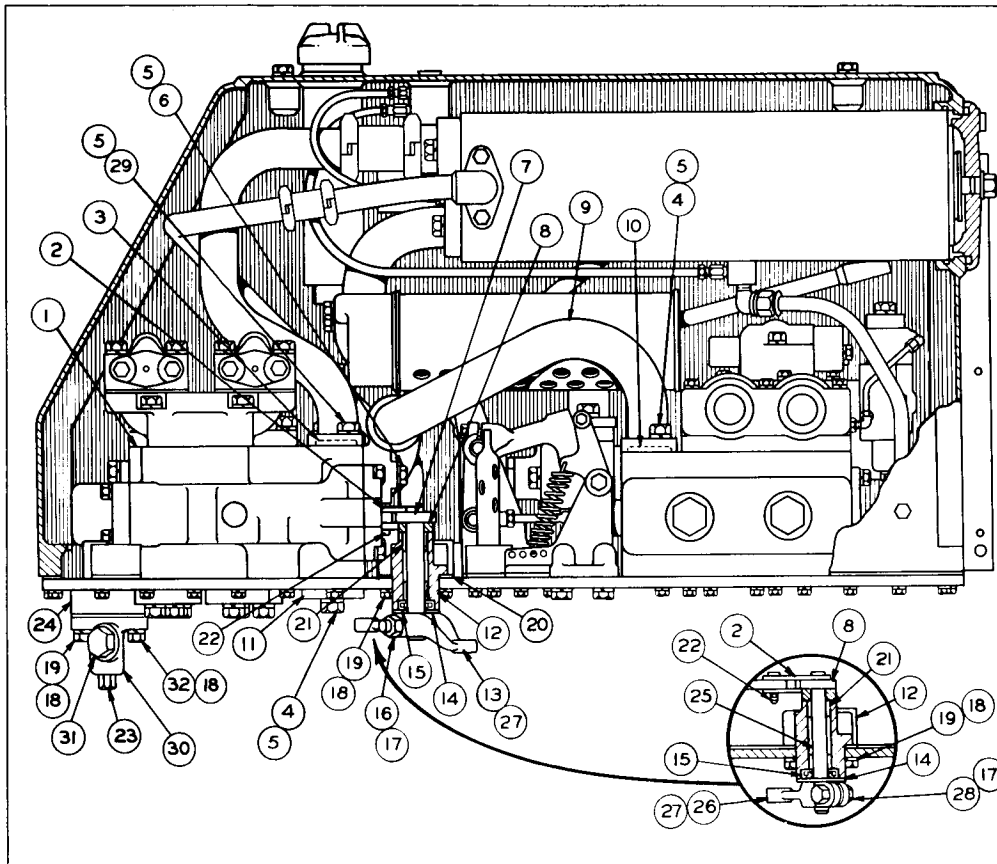
20	2S975	PIN-----	1
20	3B4607	COTTER PIN-----	1
21	5J7546	ROD-----	1
22	1J8489	END-----	1
23	6F612	NUT-----	1
24	5F7054	SEAL-----	1
25	5B9079	NUT-----	1
26	6F4855	SEAL-----	1
27	5J5933	ROD-----	1
28	5J5941	BRACKET-----	1
29	7J771	SPRING-----	1
30	3B4615	COTTER PIN-----	1
30	5J7958	BODY GROUP-----	1
		Consisting of:	
31	Not Serv	BODY-----	1
31	Not Serv	STEM-----	1
32	3D4603	PLUG-----	1
33	T320	BOLT-----	52
33	3B4507	LOCKWASHER-----	52
34	5J777	PLATE-----	1
35	5J5234	GASKET-----	1
36	6J4578	STOP-----	1
37	6J8118	SCREEN ASSEM.-----	1
38	2H3755	BOLT-----	2
38	3B4505	LOCKWASHER-----	2

130789

**5J5726 TANK AND VALVE GROUP--Part 4 of 5--Type 2
AS VIEWED FROM FRONT OF MACHINE**

Part of 5K6273 and 5K6281 Hydraulic Arrangements listed on Page 153

5J5726 TANK AND VALVE GROUP—As Viewed from R.H. Side of Machine—Part 5 of 5—Type 2
 Part of 5K6273 and 5K6281 Hydraulic Arrangements listed on Page 153
 5J7963 Valve parts are shown on Page 166



REF. NO.	PART NUMBER	DESCRIPTION	QTY
1	5J7963	VALVE GROUP----- (See Separate Illustration)	1
2	4J7942	LINK-----	4
3	1H9696	SEAL-----	1
4	S1587	BOLT-----	4
5	3B4508	LOCKWASHER-----	8
6	9S1366	BOLT-----	2
7	5J5916	LEVER ASSEM.-----	1
8	2H5746	ADAPTER-----	2
9	5J5151	TUBE ASSEM.-----	1
9A	4J522	SEAL-----	1
9B	4J523	SEAL-----	1
11	2J7591	COVER-----	1
12	5J880	HOUSING-----	2
13	6J2449	LEVER-----	1
14	8B4037	WASHER-----	2
15	3J4407	SEAL-----	2
16	S1571	BOLT-----	2
17	104717	NUT-----	2
18	3B4506	LOCKWASHER-----	13
19	S1588	BOLT-----	9
20	4J8425	GASKET-----	2
21	7F7983	BEARING-----	4
	1J4384	PIN-----	4
22	3B4615	COTTER PIN-----	4
	7H3912	BUSHING-----	2
23	4B7739	PLUG-----	1
24	7J439	SPACER-----	1
25	5J5823	LEVER ASSEM.-----	1
26	3J532	LEVER-----	1
27	188706	KEY-----	2
28	S1590	BOLT-----	1
29	S1585	BOLT-----	2
30	8H9819	ADAPTER-----	1
	8H9818	GASKET-----	2
31	3J5389	PLUG-----	1
32	L1352	BOLT-----	2

130790

ATTACHMENTS

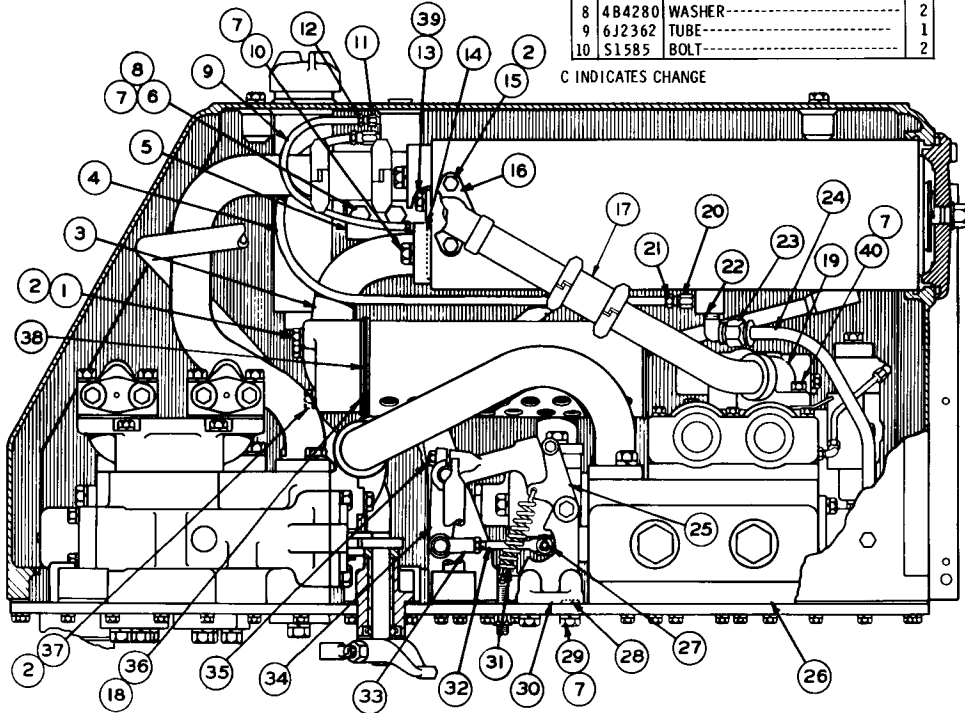
160E

REF. NO.	PART NUMBER	DESCRIPTION	QTY
1	L1352	BOLT	2
2	3B4506	LOCKWASHER	6

3	5J5937	TUBE ASSEM.	1
4	6J2363	TUBE	1
5	5J5146	BRACKET	1
6	6H1717	BOLT	2
7	3B4508	LOCKWASHER	8
8	4B4280	WASHER	2
9	6J2362	TUBE	1
10	51585	BOLT	2

C INDICATES CHANGE

11	3B8995	FITTING	2
12	1F1344	NUT	1
	T318	BOLT	2
13	3B4507	LOCKWASHER	2
14	7F8267	SEAL	1
C 15	51591	BOLT (1.5" long)	1
	51619	BOLT (3" long)	1
C 16	7J3572	TUBE ASSEM.	1
	3D9412	GASKET	1
C 17	7J8062	JOINT	1
18	5J9261	DISC	1
C 19	7J3570	TUBE ASSEM.	1
	7J3573	GASKET	1
20	3B8996	FITTING	2
21	8F8997	NUT	1
22	3B9053	FITTING	1
23	8F8998	NUT	1
24	7J748	TUBE	1
25	5J5108	LEVER	1
26	5J7953	CONTROL VALVE GROUP (See Separate Illustration)	1
27	1J4384	PIN	1
	3B4615	COTTER PIN	1
28	8F3469	SEAL	10
29	7B3235	BOLT	4
C 30	7J6226	BRACKET	1
C 31	6H962	SPRING	1
32	5J5932	ROD	1
	1J8489	END	1
33	5B9079	NUT	1
	5J5110	LEVER	1
34	1B8706	KEY	1
35	1A2209	BOLT	1
36	5J5942	GASKET	1
37	T573	BOLT	2
38	5J5942	GASKET	1
39	4B4279	WASHER	2
C 40	2B2006	BOLT	2



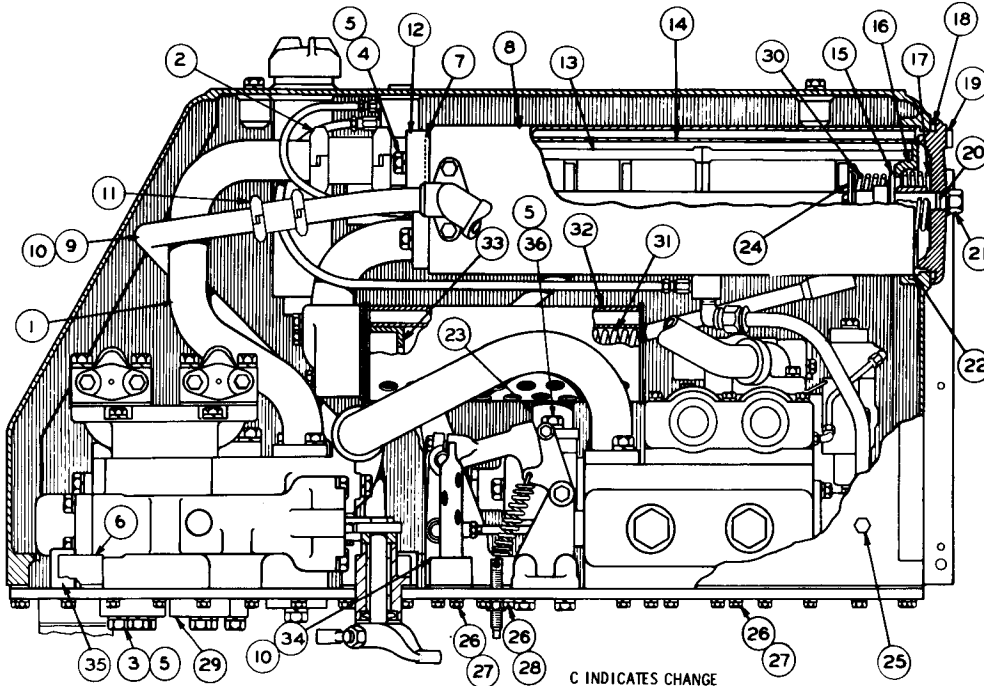
5J5726 TANK AND VALVE GROUP—As Viewed from Right Hand Side of Machine—Part 1 of 5—Type 3
 Part of 5K6273 and 5K6281 Hydraulic Arrangements listed on Page 153
 5J7953 Valve parts are shown on Pages 110, 110A, 110B and 111. Refer also to Page 127B for special parts

5J5726 TANK AND VALVE GROUP—As Viewed from Right Hand Side of Machine—Part 2 of 5—Type 3
 Part of 5K6273 and 5K6281 Hydraulic Arrangements listed on Page 153

REF. NO.	PART NUMBER	DESCRIPTION	QTY
1	5J5179	TUBE ASSEM.	1
2	6L2849	COUPLING ASSEM.	1
	2N8198	SEAL ASSEM.	2

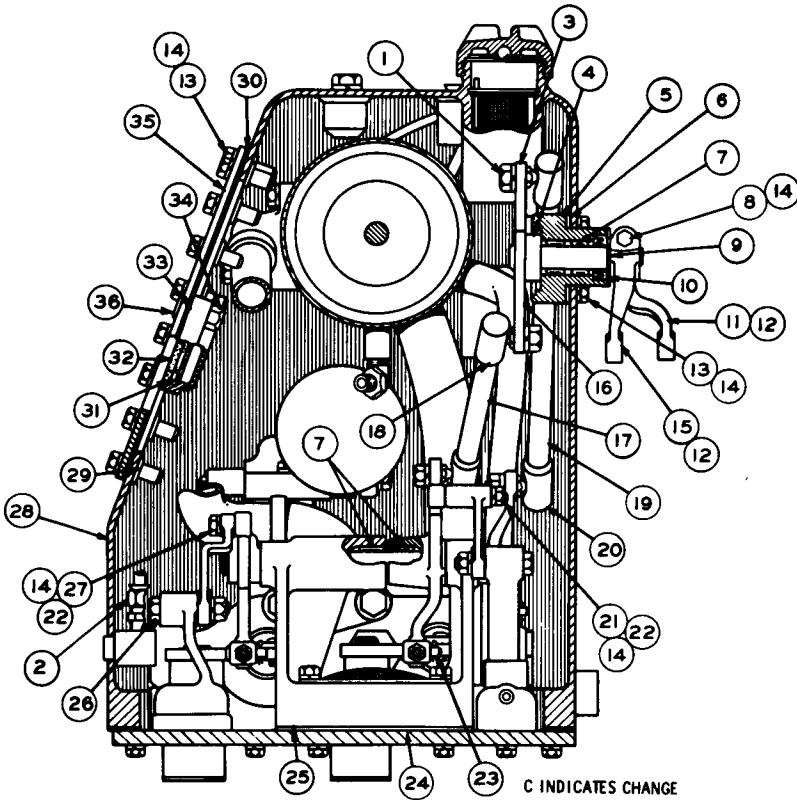
3	1A1460	BOLT.....	8
4	51587	BOLT.....	2
C	3B4508	LOCKWASHER.....	12
6	6J9523	FLANGE.....	1
	7J96	GASKET.....	1

7	5F8000	SEAL.....	1
8	7J6096	TUBE ASSEM.	1
9	5J5202	TUBE ASSEM.	1
10	5J5166	GASKET.....	2
	2S7070	JOINT ASSEM.	1
11	9S2082	SEAL ASSEM.	2
12	5J5157	TUBE ASSEM.	1
13	4J6064	ELEMENT ASSEM.	2
14	6J3795	SCREEN ASSEM.	1
15	2J918	VALVE.....	1
16	4J1704	SEAT.....	1
17	6J2236	SPRING.....	1
18	6J9716	COVER.....	1
18	5L5032	SEAL.....	1
19	2J2864	PLUG.....	2
	6F5559	SEAL.....	1
20	6F4855	SEAL.....	1
C	7J5586	BOLT.....	1
21	1H1200	PIN.....(1.25" long).....	1
C	7J5925	COTTER PIN.....(1.125" long).....	1
22	2K4472	SEAL.....	1
C	5J6022	TUBE.....	1
23	2J917	RETAINER.....	1
24	9S4182	PLUG.....	1
25	3J7354	SEAL.....	1
26	1A2029	BOLT.....	11
27	3B4506	LOCKWASHER.....	8
	5L5840	WASHER.....	3
28	5B9628	WASHER.....	3
29	3K2759	COVER.....	4
	4J523	SEAL.....	4
30	5J2926	SPRING.....	1
31	6J3911	SPRING.....	1
32	7J773	TUBE ASSEM.	1
33	6J3908	DRIFICE.....	1
34	7J772	TUBE ASSEM.	1
35	6J1888	BLOCK.....	2
	3F4479	PIN.....	2
C	51595	BOLT.....	2



C INDICATES CHANGE

113867

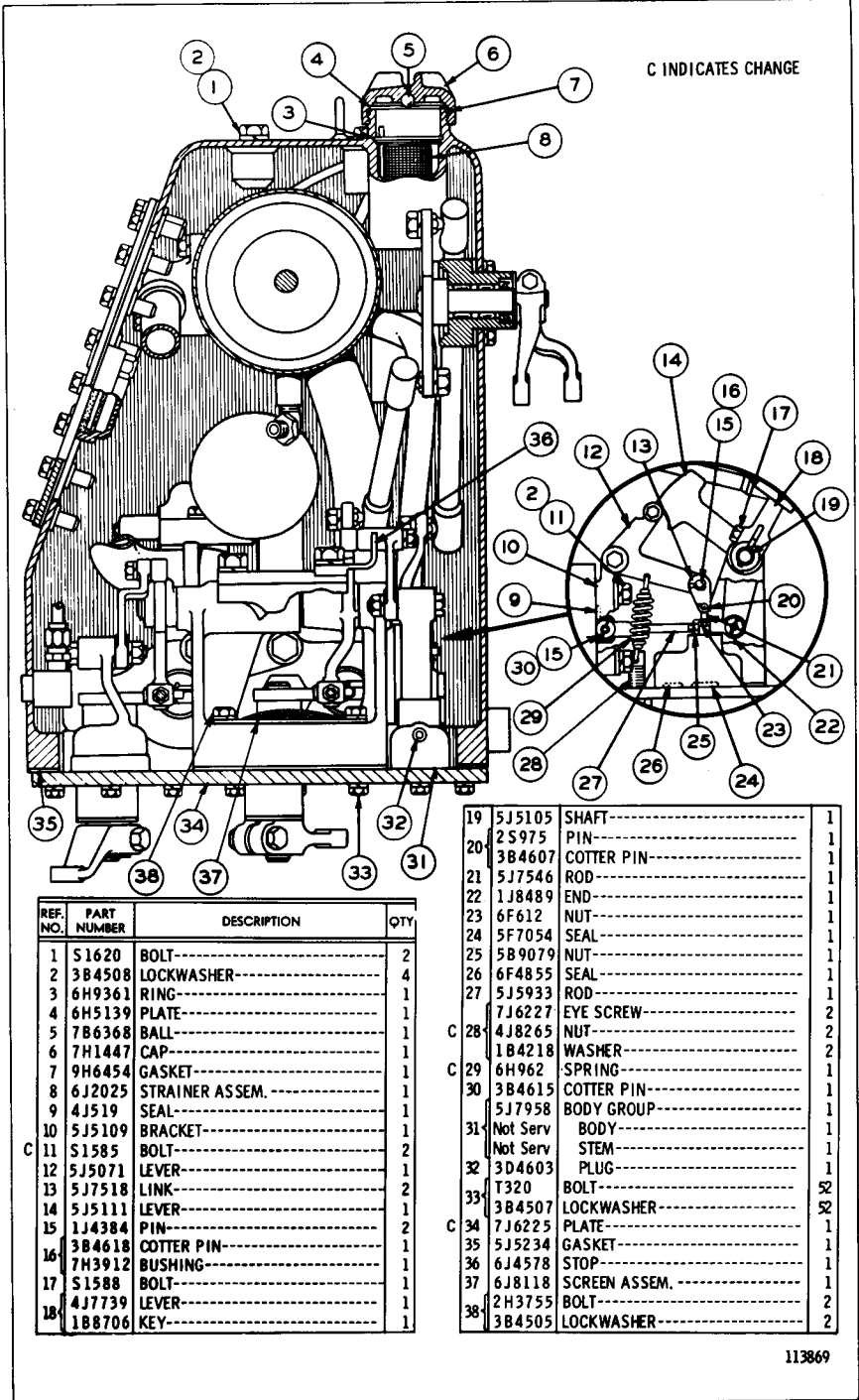


REF. NO.	PART NUMBER	DESCRIPTION	QTY
1	184205	NUT-----	4
	3B4508	LOCKWASHER-----	4
	3B8997	FITTING-----	1
2	8F8998	NUT-----	1
3	5J5774	LEVER ASSEM.-----	1
	2H5746	ADAPTER-----	2
5	5J8102	HOUSING-----	2
6	4J8425	GASKET-----	2
7	7F7983	BEARING-----	8
	51571	BOLT-----	2
8	1D4717	NUT-----	2
9	8B4037	WASHER-----	2
10	3J4407	SEAL-----	2
11	7J7557	LEVER-----	1
12	1B8706	KEY-----	2
13	51594	BOLT-----	52
14	3B4506	LOCKWASHER-----	56
15	5J5729	LEVER-----	1
16	5J5776	LEVER ASSEM.-----	1
17	5J5765	ROD ASSEM.-----	1
18	2H9250	JOINT-----	2

19	5J5764	ROD ASSEM.-----	1
20	2H9250	JOINT-----	2
21	4J3441	ROLLER-----	1
22	1B4203	NUT-----	2
	1J4384	PIN-----	2
23	3B4615	COTTER PIN-----	2
24	5J5247	GASKET-----	1
25	7J779	BRACKET-----	1
	2J6602	PIN-----	2
26	1B4204	NUT-----	2
	3B4507	LOCKWASHER-----	2
27	2J8262	ROLLER-----	1
28	7J775	TANK ASSEM.-----	1
29	6J2237	BOSS-----	44
30	5J5160	GASKET-----	1
31	4J8252	GLASS-----	1
32	4J8251	GROMMET-----	1
33	4J8250	RETAINER-----	1
34	4J8265	NUT-----	4
35	6J2459	COVER ASSEM.-----	1
36	5J5159	COVER-----	1
	5J96	STUD-----	4

113868

5J5726 TANK AND VALVE GROUP—Part 3 of 5—Type 3
 AS VIEWED FROM FRONT OF MACHINE
 Part of 5K6273 and 5K6281 Hydraulic Arrangements listed
 on Page 153

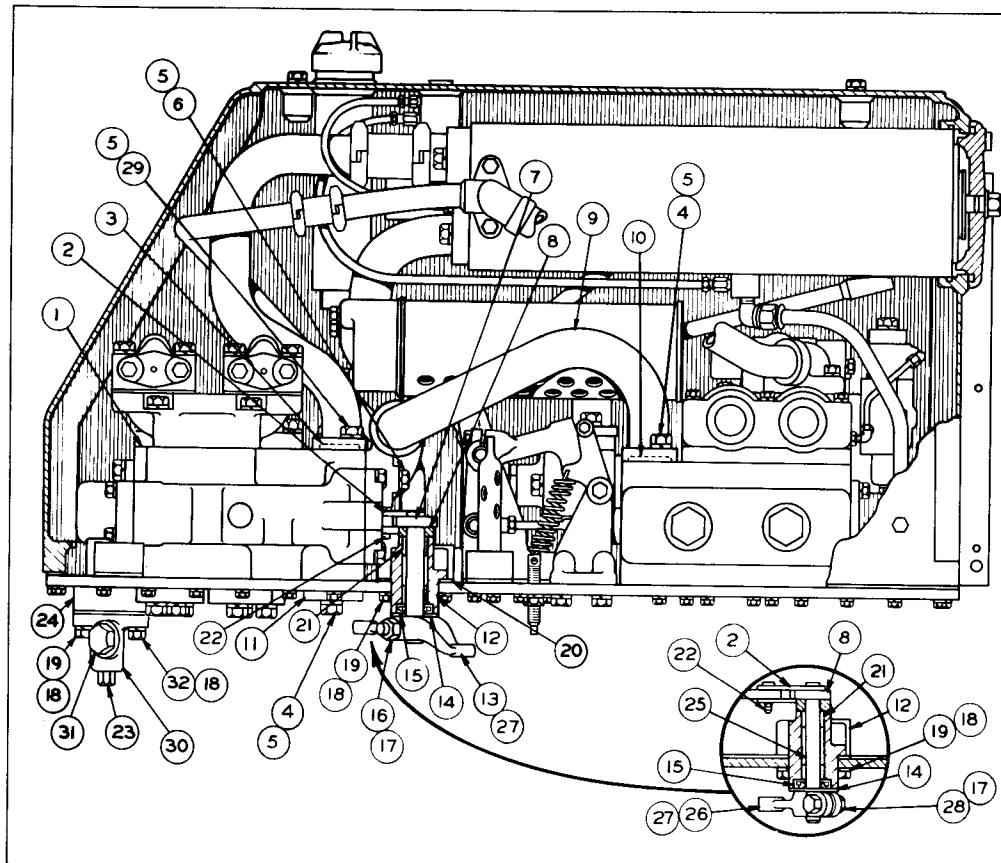


REF. NO.	PART NUMBER	DESCRIPTION	QTY
1	51620	BOLT-----	2
2	3B4508	LOCKWASHER-----	4
3	6H9361	RING-----	1
4	6H5139	PLATE-----	1
5	7B6368	BALL-----	1
6	7H1447	CAP-----	1
7	9H6454	GASKET-----	1
8	6J2025	STRAINER ASSEM.-----	1
9	4J519	SEAL-----	1
10	5J5109	BRACKET-----	1
11	51585	BOLT-----	2
12	5J5071	LEVER-----	1
13	5J7518	LINK-----	2
14	5J5111	LEVER-----	1
15	1J4384	PIN-----	2
16	3B4618	COTTER PIN-----	1
17	7H3912	BUSHING-----	1
18	51588	BOLT-----	1
	4J7739	LEVER-----	1
	1B8706	KEY-----	1

19	5J5105	SHAFT-----	1
20	2S975	PIN-----	1
	3B4607	COTTER PIN-----	1
21	5J7546	ROD-----	1
22	1J8489	END-----	1
23	6F612	NUT-----	1
24	5F7054	SEAL-----	1
25	5B9079	NUT-----	1
26	6F4855	SEAL-----	1
27	5J5933	ROD-----	2
	7J6227	EYE SCREW-----	2
C 28	4J8265	NUT-----	2
	1B4218	WASHER-----	2
C 29	6H962	SPRING-----	1
30	3B4615	COTTER PIN-----	1
	5J7958	BODY GROUP-----	1
31	Not Serv	BODY-----	1
	Not Serv	STEM-----	1
32	3D4603	PLUG-----	1
	T320	BOLT-----	52
33	3B4507	LOCKWASHER-----	52
C 34	7J6225	PLATE-----	1
35	5J5234	GASKET-----	1
36	6J4578	STOP-----	1
37	6J8118	SCREEN ASSEM.-----	1
38	2H3755	BOLT-----	2
	3B4505	LOCKWASHER-----	2

113869

5J5726 TANK AND VALVE GROUP--Part 4 of 5--Type 3
 AS VIEWED FROM FRONT OF MACHINE
 Part of 5K6273 and 5K6281 Hydraulic Arrangements
 listed on Page 153



REF. NO.	PART NUMBER	DESCRIPTION	QTY
1	5J7963	VALVE GROUP----- (See Separate Illustration)	1
2	4J7942	LINK-----	4
3	1H9696	SEAL-----	1
4	51587	BOLT-----	4
5	3B4508	LOCKWASHER-----	8
6	9S1366	BOLT-----	2
7	5J5916	LEVER ASSEM.-----	1
8	2H5746	ADAPTER-----	2
9	5J5151	TUBE ASSEM.-----	1
	4J522	SEAL-----	1
10	4J523	SEAL-----	1
11	2J7591	COVER-----	1
12	5J880	HOUSING-----	2
13	6J2449	LEVER-----	1
14	8B4037	WASHER-----	2
15	3J4407	SEAL-----	2
16	S1571	BOLT-----	1
17	1D4717	NUT-----	2
18	3B4506	LOCKWASHER-----	13
19	S1588	BOLT-----	9
20	4J8425	GASKET-----	2
21	7F7983	BEARING-----	4
	1J4384	PIN-----	4
22	3B4615	COTTER PIN-----	4
	7H3912	BUSHING-----	2
23	4B7739	PLUG-----	1
24	7J439	SPACER-----	1
25	5J5823	LEVER ASSEM.-----	1
26	3J532	LEVER-----	1
27	1B8706	KEY-----	2
28	S1590	BOLT-----	1
29	S1585	BOLT-----	2
30	8H9819	ADAPTER-----	1
	8H9818	GASKET-----	2
31	3J5389	PLUG-----	1
32	L1352	BOLT-----	2

113870

5J5726 TANK AND VALVE GROUP—As Viewed from Right Hand Side of Machine—Part 5 of 5—Type 3
 Part of 5K6273 and 5K6281 Hydraulic Arrangements listed on Page 153
 5J7963 Valve parts are shown on Page 166A

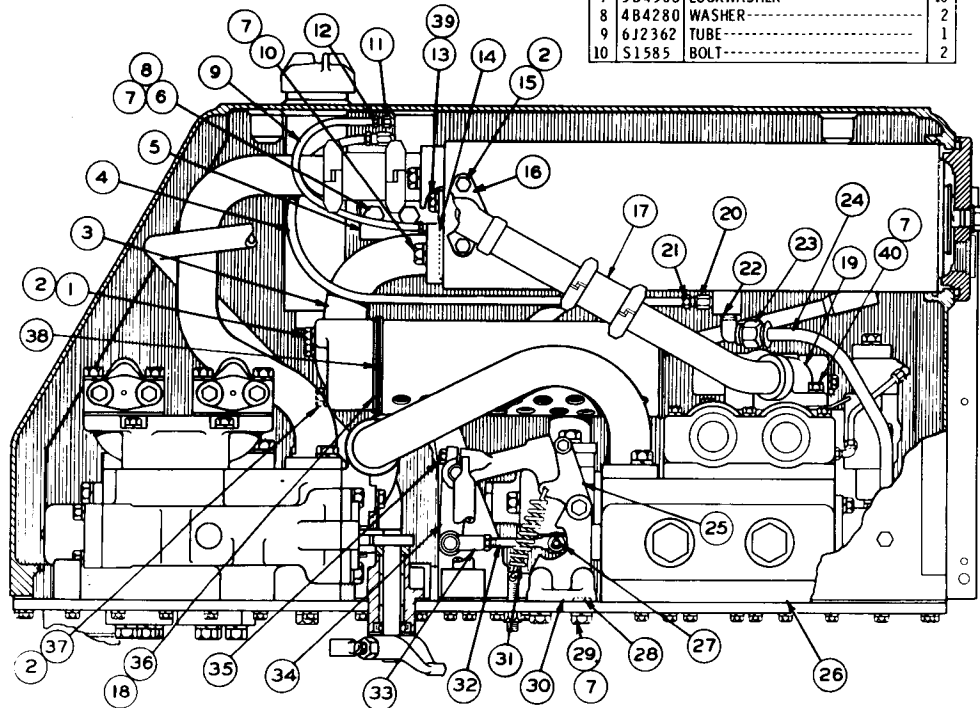
5J5726 TANK AND VALVE GROUP—As Viewed from Right Hand Side of Machine—Part 1 of 5—Type 4

Part of 5K6273 and 5K6281 Hydraulic Arrangements listed on Page 153

5J7953 Valve parts are shown on Pages 110B and 111. Refer also to Page 127B for special parts

REF. NO.	PART NUMBER	DESCRIPTION	QTY
1	T65	BOLT	2
2	3B4506	LOCKWASHER	6

3	5J5937	TUBE ASSEM.	1
4	6J2363	TUBE	1
5	5J5146	BRACKET	1
6	6H1717	BOLT	2
7	3B4508	LOCKWASHER	10
8	4B4280	WASHER	2
9	6J2362	TUBE	1
10	S1585	BOLT	2



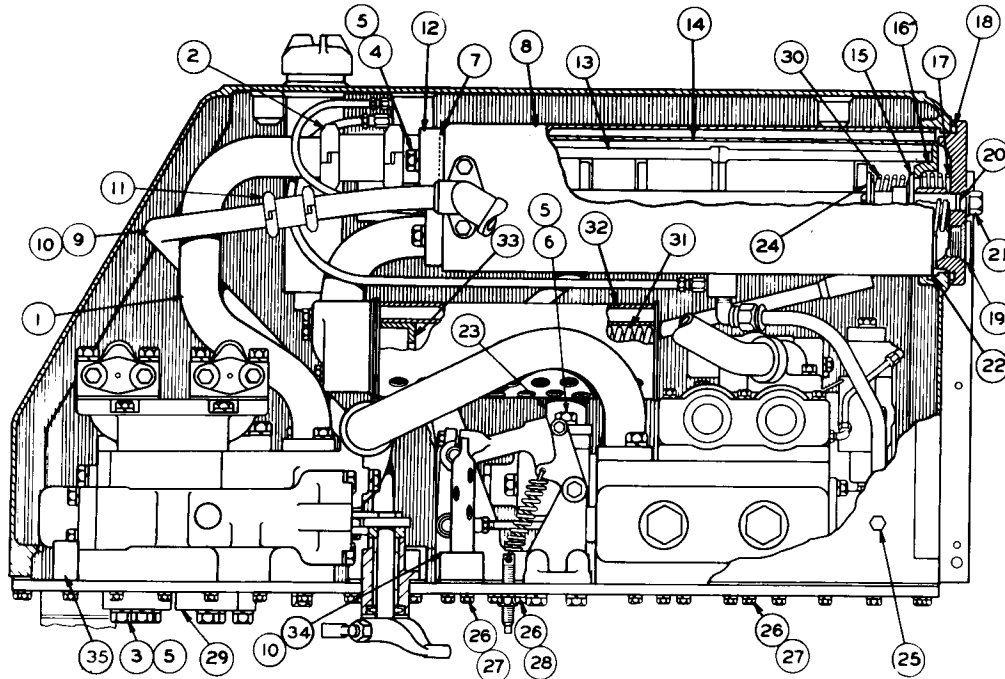
11	3B8995	FITTING	2
12	1F1344	NUT	1
	T318	BOLT	2
13	3B4507	LOCKWASHER	2
14	7F8267	SEAL	1
	3B1915	BOLT (1.375" Long)	1
15	2H5330	BOLT (2.875" Long)	1
	7J3572	TUBE ASSEM.	1
	3D9412	GASKET	1
16	7S8062	JOINT	1
17	5J9261	DISC	1
18	7J3570	TUBE ASSEM.	1
19	7J3573	GASKET	1
20	3B8996	FITTING	2
21	8F8997	NUT	1
22	3B9053	FITTING	1
23	8F8998	NUT	1
24	7J748	TUBE	1
25	5J5108	LEVER	1
26	5J7953	CONTROL VALVE GROUP (Separate Illustration)	1
27	5F9199	PIN	1
	8S7803	RETAINER	1
28	8F3469	SEAL	4
29	7B3235	BOLT	6
30	7J6226	BRACKET	1
31	6H962	SPRING	1
32	5J5932	ROD	1
	1J8489	END	1
33	5B9079	NUT	1
	5J5110	LEVER	1
34	1B8706	KEY	1
	1A2209	BOLT	1
35	5J5942	GASKET	1
36	S1619	BOLT	2
37	5J5942	GASKET	1
38	4B4279	WASHER	2
39	2B2006	BOLT	2

C INDICATES CHANGE

119223

REF. NO.	PART NUMBER	DESCRIPTION	QTY
1	5J5179	TUBE ASSEM.	1
2	6L2849	COUPLING ASSEM.	1
	2N8198	SEAL ASSEM.	2

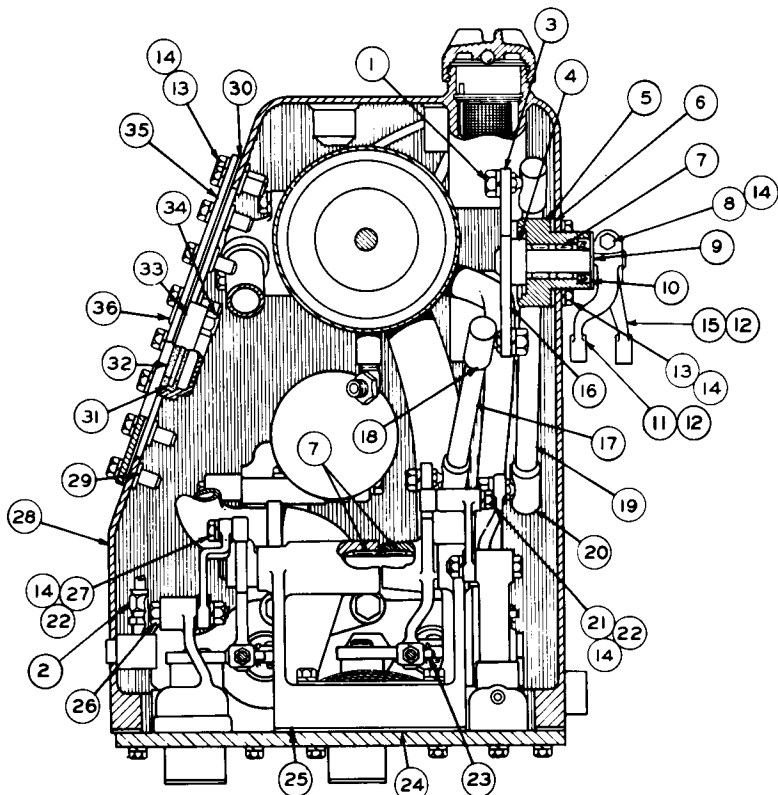
3	1A1460	BOLT.....	8
4	S1587	BOLT.....	2
5	3B4508	LOCKWASHER.....	12
6	S1595	BOLT.....	2



7	5F8000	SEAL.....	1
8	7J6096	TUBE ASSEM.	1
9	5J5202	TUBE ASSEM.	1
10	5J5166	GASKET.....	2
	2S7070	JOINT ASSEM.	1
11	9S2082	SEAL ASSEM.	2
12	5J5157	TUBE ASSEM.	1
13	4J6064	ELEMENT ASSEM.	2
14	6J3795	SCREEN ASSEM.	1
15	2J918	VALVE.....	1
16	4I1704	SEAT.....	1
17	6J2236	SPRING.....	1
18	7J9197	COVER.....	1
	5L5032	SEAL.....	1
19	9S8010	PLUG.....	1
	2S4078	SEAL.....	1
20	6F4855	SEAL.....	1
	7J5586	BOLT.....	1
21	1H1200	PIN.....(1.25" long)	1
	7J5925	COTTER PIN.....(1.125" long)	1
22	2K4472	SEAL.....	1
23	5J6022	TUBE.....	1
24	2J917	RETAINER.....	1
25	9S4182	PLUG.....	1
	3J7354	SEAL.....	1
26	1A2029	BOLT.....	11
27	3B4506	LOCKWASHER.....	8
28	4B5167	WASHER.....	3
29	3K2759	COVER.....	4
	4J523	SEAL.....	4
30	5J2926	SPRING.....	1
31	6J3911	SPRING.....	1
32	7J773	TUBE ASSEM.	1
33	6J3908	ORIFICE.....	1
34	7J772	TUBE ASSEM.	1
	8J2381	BLOCK.....	2
35	8J2352	GASKET.....	2
	3F4479	PIN.....	2

119224

5J526 TANK AND VALVE GROUP—As Viewed from Right Hand Side of Machine—Part 2 of 5—Type 4
Part of 5K6273 and 5K6281 Hydraulic Arrangements listed on Page 153



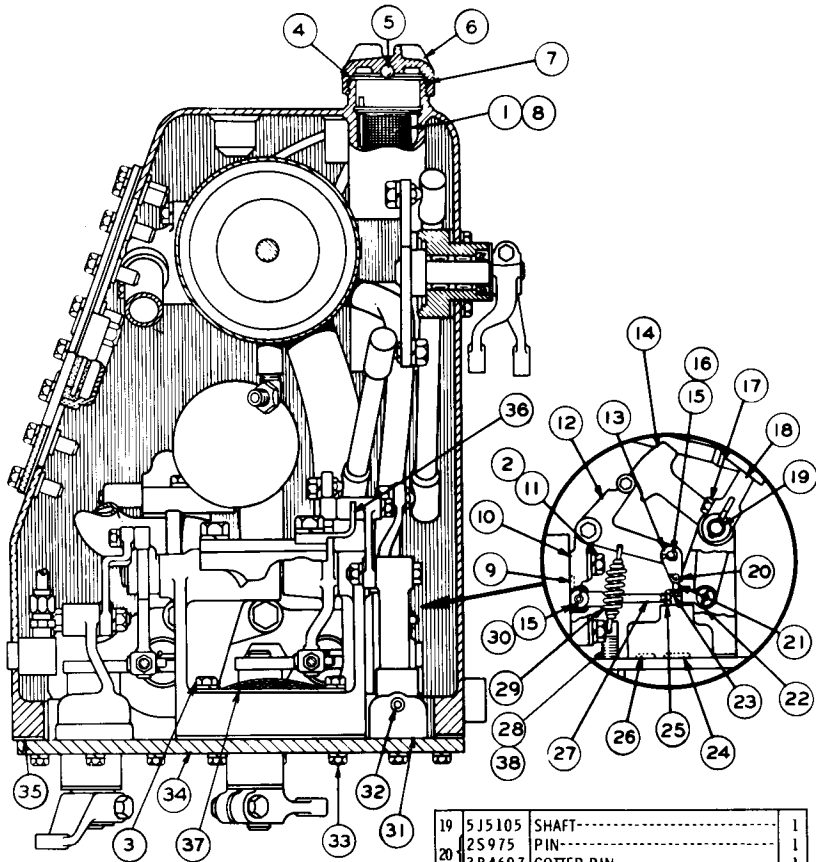
REF. NO.	PART NUMBER	DESCRIPTION	QTY
	1B4205	NUT-----	4
1	3B4508	LOCKWASHER-----	4
	3B8997	FITTING-----	1
2	8F8998	NUT-----	1
3	5J5774	LEVER ASSEM.-----	1
4	2H5746	ADAPTER-----	2
5	5J8102	HOUSING-----	2
6	4J8425	GASKET-----	2
7	7F7983	BEARING-----	8
	S1571	BOLT-----	2
8	1D4717	NUT-----	2
9	8B4037	WASHER-----	2
10	3J4407	SEAL-----	2
11	7J7557	LEVER-----	1
12	1B8706	KEY-----	2
13	S1594	BOLT-----	52
14	3B4506	LOCKWASHER-----	56
15	5J5729	LEVER-----	1
16	5J5776	LEVER ASSEM.-----	1
17	5J5765	ROD ASSEM.-----	1
18	2H9250	JOINT-----	2

19	5J5764	ROD ASSEM.-----	1
20	2H9250	JOINT-----	2
21	4J3441	ROLLER-----	1
22	1B4203	NUT-----	2
23	5F9199	PIN-----	2
	8S7803	RETAINER-----	2
24	5J5247	GASKET-----	1
25	7J779	BRACKET-----	1
	2I6602	PIN-----	2
26	1B4204	NUT-----	2
	3B4507	LOCKWASHER-----	2
27	2J8262	ROLLER-----	1
28	7J775	TANK ASSEM.-----	1
29	6J2237	BOSS-----	44
30	5J5160	GASKET-----	1
31	4J8252	GLASS-----	1
32	4J8251	GROMMET-----	1
33	4J8250	RETAINER-----	1
34	4J8265	NUT-----	4
	6J2459	COVER ASSEM.-----	1
35	5J5159	COVER-----	1
36	5J96	STUD-----	4

119225

**5J5726 TANK AND VALVE GROUP—Part 3 of 5—Type 4
AS VIEWED FROM FRONT OF MACHINE**

Part of 5K6273 and 5K6281 Hydraulic Arrangements listed on Page 153



REF. NO.	PART NUMBER	DESCRIPTION	QTY.
C 1	8J5890	STRAINER	1
2	3B4508	LOCKWASHER	2
	2H3755	BOLT	2
3	3B4505	LOCKWASHER	2
4	6H5139	PLATE	1
5	7B6368	BALL	1
6	7H1447	CAP	1
7	9H6454	GASKET	1
8	4J524	SEAL	1
9	4J519	SEAL	1
10	5J5109	BRACKET	1
11	5J585	BOLT	2
12	5J5071	LEVER	1
13	5J7518	LINK	2
14	5J5111	LEVER	1
15	5F9199	PIN	2
16	7H3912	BUSHING	1
17	5J588	BOLT	1
	4J7739	LEVER	1
18	1B8706	KEY	1

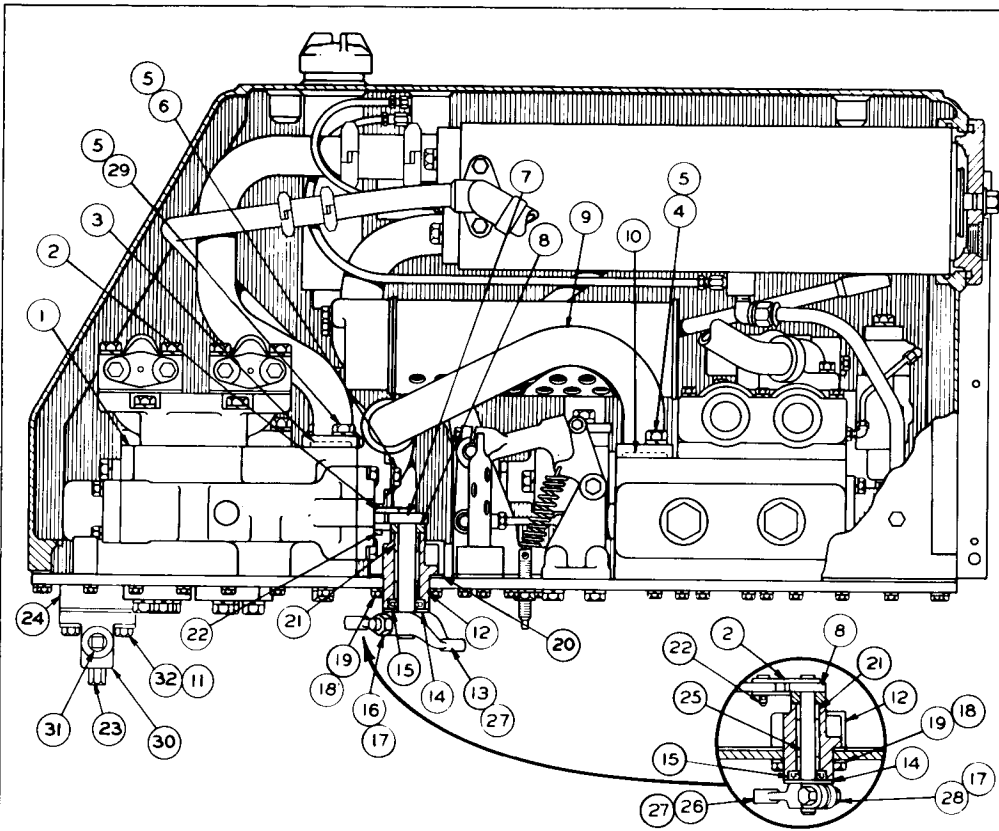
19	5J5105	SHAFT	1
	2S975	PIN	1
	3B4607	COTTER PIN	1
21	5J7546	ROD	1
22	1J8489	END	1
23	6F612	NUT	1
24	5F7054	SEAL	1
25	5B9079	NUT	1
26	6F4855	SEAL	1
27	5J5933	ROD	1
	7J6227	EYE SCREW	2
C 28	1D4717	NUT	2
C	5M2894	WASHER	2
29	6H962	SPRING	1
30	8S7803	RETAINER	1
31	5J7958	BODY GROUP	1
32	3D4603	PLUG	1
33	T320	BOLT	52
	3B4507	LOCKWASHER	52
34	8J2333	PLATE	1
35	5J5234	GASKET	1
36	6J4578	STOP	1
37	6J8118	SCREEN ASSEM.	1
C 38	8J6775	SEAL	2

C INDICATES CHANGE

119226

5J526 TANK AND VALVE GROUP—Part 4 of 5—Type 4
 AS VIEWED FROM FRONT OF MACHINE
 Part of 5K6273 and 5K6281 Hydraulic Arrangements
 listed on Page 153

5J5726 TANK AND VALVE GROUP—As Viewed from Right Hand Side of Machine—Part 5 of 5—Type 4
 Part of 5K6273 and 5K6281 Hydraulic Arrangements listed on Page 153
 5J7963 Valve parts are shown on Page 166A



REF. NO.	PART NUMBER	DESCRIPTION	QTY
1	5J7963	VALVE GROUP (Separate Illustration)	1
2	4J7942	LINK	4
3	1H9696	SEAL	1
4	S1587	BOLT	2
5	3B4508	LOCKWASHER	6
6	9S1366	BOLT	2
7	5J5916	LEVER ASSEM.	1
8	2H5746	ADAPTER	2
9	5J5151	TUBE ASSEM.	1
	4J522	SEAL	1
10	4J523	SEAL	1
11	4B5167	WASHER	2
12	8J7240	HOUSING	2
13	6J2449	LEVER	1
14	8B4037	WASHER	2
15	3J4407	SEAL	2
16	S1571	BOLT	1
17	1D4717	NUT	2
18	3B4506	LOCKWASHER	10
19	S1588	BOLT	8
20	4J8425	GASKET	2
21	7F7983	BEARING	4
	5F9199	PIN	4
22	8S7803	RETAINER	4
	7H3912	BUSHING	2
23	4B7739	PLUG	1
24	8J2288	SPACER	1
25	5J5823	LEVER ASSEM.	1
26	3J532	LEVER	1
27	1B8706	KEY	2
28	S1590	BOLT	1
29	S1585	BOLT	2
30	8H9819	ADAPTER	1
	8H9818	GASKET	2
31	8J135	PLUG	1
32	L1143	BOLT	2

C INDICATES CHANGE

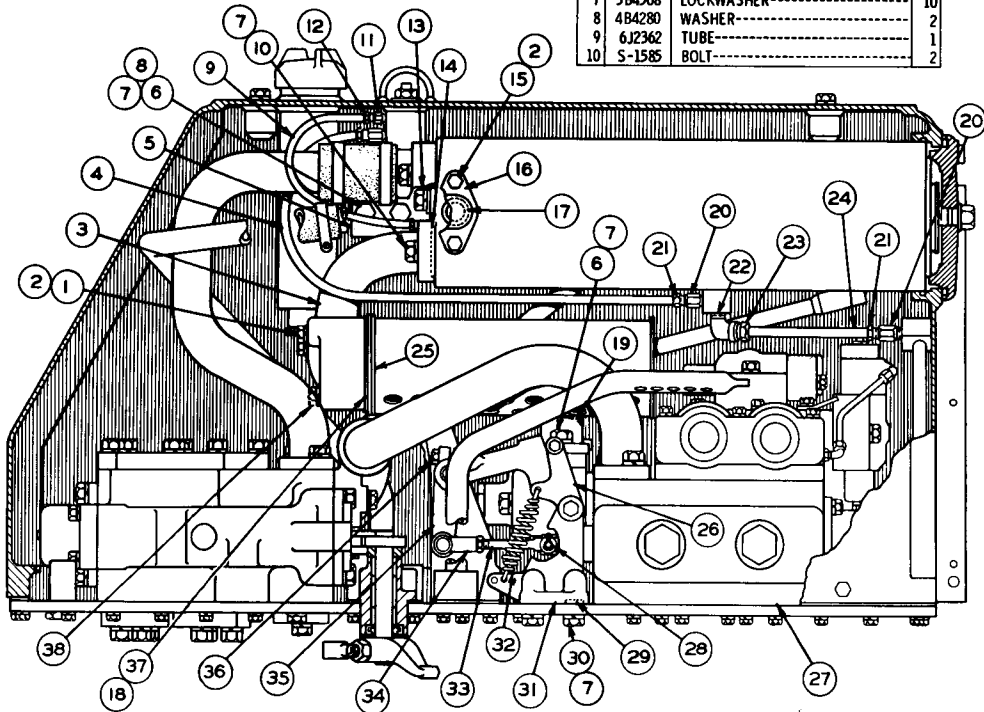
119227

5J5724 TANK AND VALVE GROUP--AS VIEWED FROM RIGHT HAND SIDE OF MACHINE--PART 1 OF 5
 PART OF 5K6269, 5K6275 AND 5K6278 HYDRAULIC ARRANGEMENTS LISTED ON PAGE 153
 5J7953 VALVE PARTS ARE SHOWN ON PAGES 110 AND 111

REF NO	PART NUMBER	DESCRIPTION	QTY
1	L-1352	BOLT-----	2
2	3B4506	LOCKWASHER-----	6
3	5J5937	TUBE ASSEM.-----	1

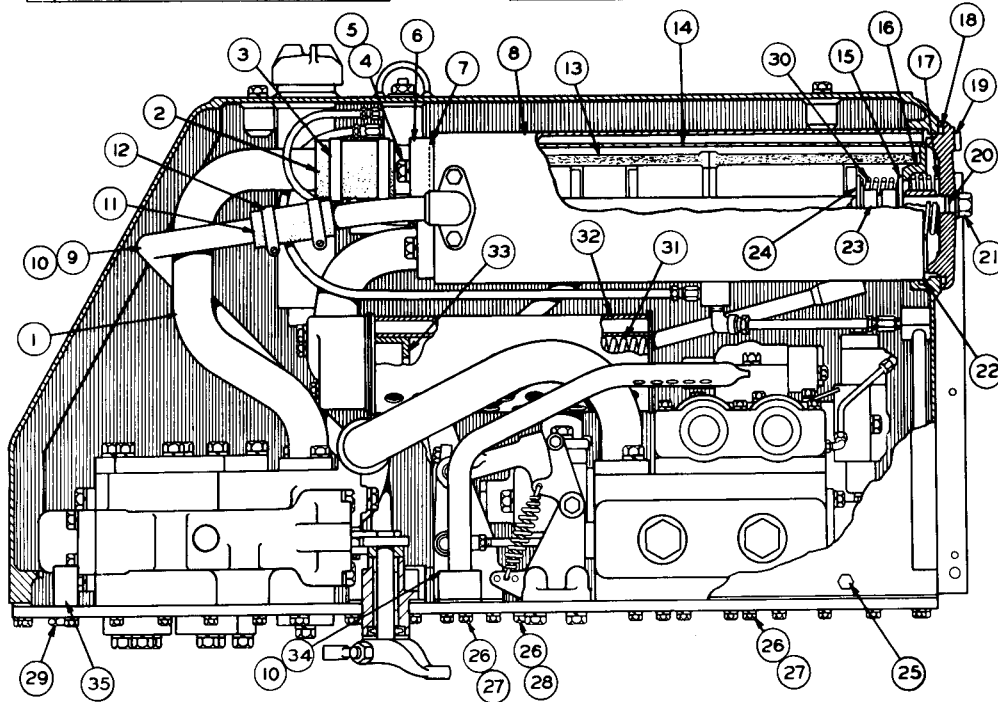
REF NO	PART NUMBER	DESCRIPTION	QTY
4	6J2363	TUBE-----	1
5	5J5146	BRACKET-----	1
6	6H1717	BOLT-----	4
7	3B4508	LOCKWASHER-----	10
8	4B4280	WASHER-----	2
9	6J2362	TUBE-----	1
10	5-1585	BOLT-----	2

REF NO	PART NUMBER	DESCRIPTION	QTY
11	3B8995	FITTING-----	2
12	1F1344	NUT-----	2
		(1 in each 3B8995 Fitting)	
13	[T-318	BOLT-----	2
	3B4507	LOCKWASHER-----	2
	4B4279	WASHER-----	2
14	7F8267	SEAL-----	1
15	1A2029	BOLT-----	2
16	6J236	TUBE ASSEM.-----	1
17	5F1678	SEAL-----	1
18	5J9261	DISC-----	1
19	5J6022	TUBE ASSEM.-----	1
20	3B8996	FITTING-----	3
21	8F8997	NUT-----	3
		(1 in each 3B8996 Fitting)	
22	3B8999	FITTING-----	1
23	8F8997	NUT-----	1
		(Part of 3B8999 Fitting)	
24	6J5488	TUBE-----	1
25	6J5386	GASKET-----	1
26	5J5108	LEVER-----	1
27	5J7953	CONTROL VALVE GROUP-----	1
		(See Separate Illustration)	
28	[1J4384	PIN-----	1
	3B4615	COTTER PIN-----	1
29	8F3469	SEAL-----	10
30	7B3235	BOLT-----	4
31	5J5006	BRACKET-----	1
32	6H962	SPRING-----	1
33	5J5932	ROD-----	1
34	[1J8489	END-----	1
	5B9079	NUT-----	1
35	5J5110	LEVER-----	1
	1B8706	KEY-----	1
36	1A2209	BOLT-----	1
37	5J5942	GASKET-----	1
38	T-573	BOLT-----	2



REF NO	PART NUMBER	DESCRIPTION	QTY
1	5J5179	TUBE ASSEM.-----	1
2	4J7313	HOSE-----	1
3	4M7139	CLAMP-----	2

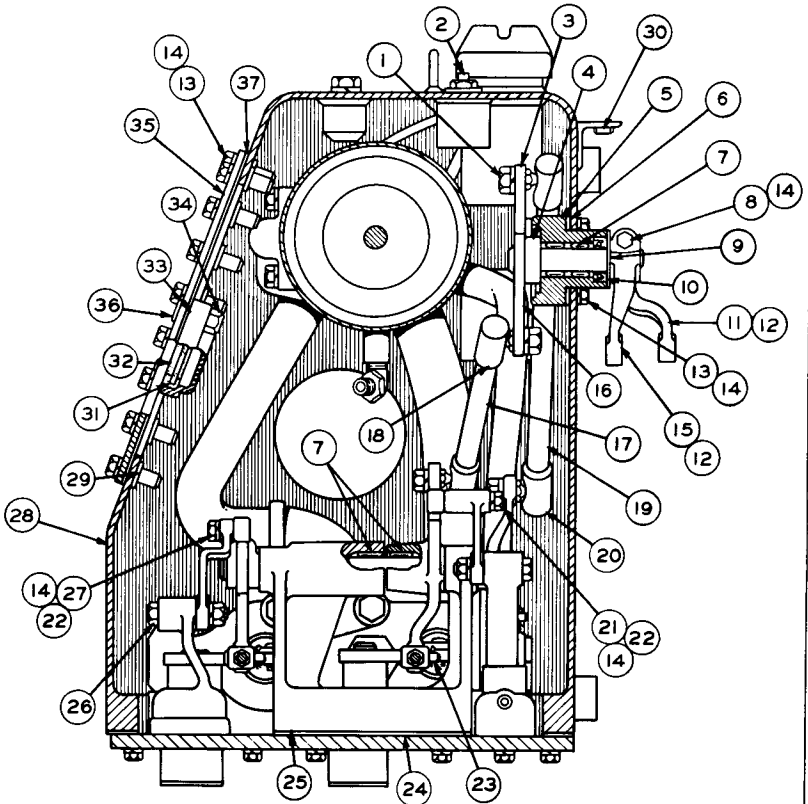
REF NO	PART NUMBER	DESCRIPTION	QTY
4	S-1587	BOLT-----	2
5	3B4508	LOCKWASHER-----	2
6	5J5157	TUBE ASSEM.-----	1



REF NO	PART NUMBER	DESCRIPTION	QTY
7	5F8000	SEAL-----	1
8	5J4962	TUBE ASSEM.-----	1
9	5J5202	TUBE ASSEM.-----	1
10	5J5166	GASKET-----	2
11	5J5211	HOSE-----	1
12	9M7958	CLAMP-----	2
13	4J6064	ELEMENT ASSEM.-----	1
14	6J3795	SCREEN ASSEM.-----	1
15	2J918	VALVE-----	1
16	4J1704	SEAT-----	1
17	6J2236	SPRING-----	1
18	6J2933	COVER-----	1
18	5L5032	SEAL-----	1
19	2J2864	PLUG-----	1
19	6F5559	SEAL-----	1
20	6F4855	SEAL-----	1
21	5J4871	BOLT ASSEM.-----	1
21	3B9363	WASHER-----	1
22	2K4472	SEAL-----	1
23	5J1607	SPACER-----	1
23	2J917	RETAINER-----	1
24	1H1200	PIN----- (1.25" Long)	1
24	6H3956	PIN----- (1" Long)	1
24	3K8460	PLUG ASSEM.-----	1
25	1J9671	SEAL-----	1
26	1A2029	BOLT-----	11
27	3B4506	LOCKWASHER-----	8
28	5L5840	WASHER----- (-----)	3
28	5B9628	WASHER----- (-----)	3
29	7M5897	PLUG ASSEM.-----	1
29	2M9780	SEAL----- (Part of 7M5897 Plug Assem.)	1
30	5J2926	SPRING-----	1
31	6J3911	SPRING-----	1
32	6J3909	TUBE ASSEM.-----	1
33	6J3908	ORIFICE-----	1
34	5J5204	TUBE ASSEM.-----	1
35	6J1888	BLOCK-----	2
35	3F4479	PIN-----	2

110810

5J5724 TANK AND VALVE GROUP--AS VIEWED FROM RIGHT HAND SIDE OF MACHINE--PART 2 OF 5
PART OF 5K6269, 5K6275 AND 5K6278 HYDRAULIC ARRANGEMENTS LISTED ON PAGE 153



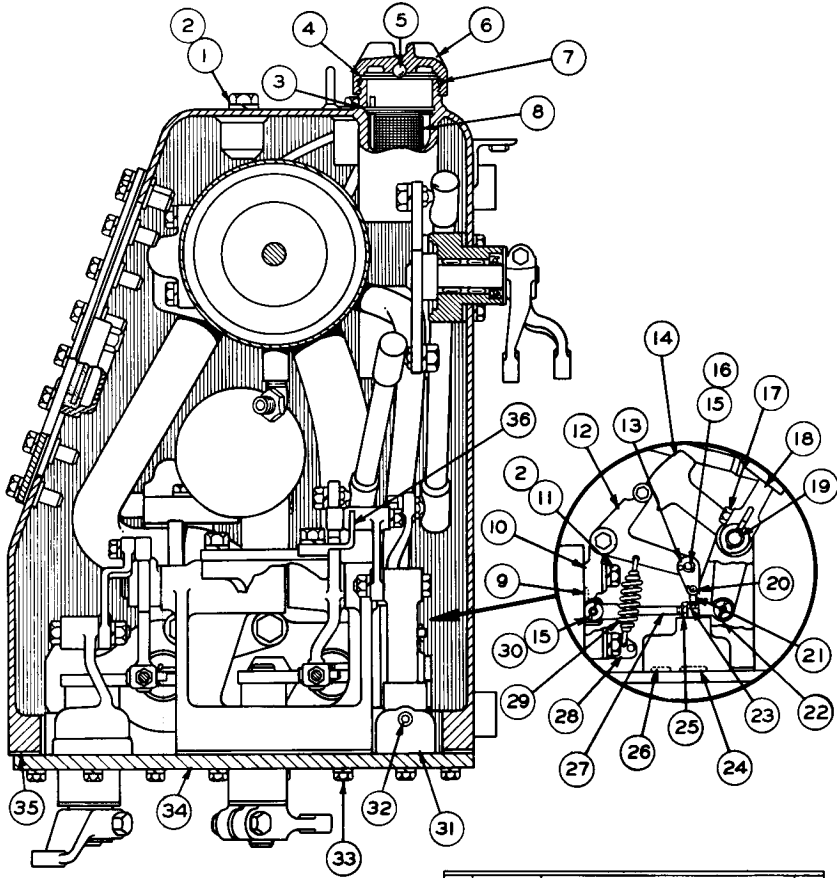
REF. NO.	PART NUMBER	DESCRIPTION	QTY.
1	1B4205	NUT-----	4
	3B4508	LOCKWASHER-----	4
2	6J468	INDICATOR ASSEM.-----	1
3	5J5774	LEVER ASSEM.-----	1
4	2H5746	ADAPTER-----	2
5	5J8102	HOUSING-----	2
6	4J8425	GASKET-----	2
7	7F7983	BEARING-----	8
8	{S-1571	BOLT-----	2
	1D4717	NUT-----	2
9	8B4037	WASHER-----	2
10	3J4407	SEAL-----	2
11	5J5728	LEVER-----	1
12	1B8706	KEY-----	2
13	S-1594	BOLT-----	52
14	3B4506	LOCKWASHER-----	56
15	5J5729	LEVER-----	1
16	5J5776	LEVER ASSEM.-----	1
17	5J5765	ROD ASSEM.-----	1
18	2H9250	JOINT-----	2
		(Part of 5J5765 Rod Assem.)	
19	5J5764	ROD ASSEM.-----	1
20	2H9250	JOINT-----	2
		(Part of 5J5764 Rod Assem.)	

REF. NO.	PART NUMBER	DESCRIPTION	QTY.
21	4J3441	ROLLER-----	1
22	1B4203	NUT-----	2
23	1J4384	PIN-----	2
	3B4615	COTTER PIN-----	2
24	5J5247	GASKET-----	1
25	5J5033	BRACKET-----	1
	2J6602	PIN-----	2
26	1B4204	NUT-----	2
	3B4507	LOCKWASHER-----	2
27	2J8262	ROLLER-----	1
28	5J5155	TANK ASSEM.-----	1
29	6J2237	{BOSS-----	4
30	9F2978	{NUT----- (Weld)-	4
		(Parts of 5J5155 Tank Assem.)	
31	4J8252	GLASS-----	1
32	4J8251	GROMMET-----	1
33	4J8250	RETAINER-----	1
34	4J8265	NUT-----	4
	6J2459	COVER ASSEM.-----	1
		Consisting of:	
35	5J5159	{COVER-----	1
36	5J96	{STUD-----	4
37	5J5160	GASKET-----	1

102393

5J5724 TANK AND VALVE GROUP--PART 3 OF 5
AS VIEWED FROM FRONT OF MACHINE

PART OF 5K6269, 5K6275 & 5K6278 ARRANGEMENTS LISTED ON PAGE 153



REF NO	PART NUMBER	DESCRIPTION	QTY
1	S-1620	BOLT-----	2
2	3B4508	LOCKWASHER-----	4
3	6H9361	RING-----	1
4	6H5139	PLATE-----	1
5	7B6368	BALL-----	1
6	7H1447	CAP-----	1
7	9H6454	GASKET-----	1
8	6J2025	STRAINER ASSEM.	1
9	4J519	SEAL-----	1
10	5J5109	BRACKET-----	1
11	S-1587	BOLT-----	2
12	5J5071	LEVER-----	1
13	5J7518	LINK-----	2
14	5J5111	LEVER-----	1
15	1J4384	PIN-----	2
16	3B4618	COTTER PIN-----	1
	7H3912	BUSHING-----	1
17	S-1588	BOLT-----	1
	4J7739	LEVER-----	1
18	1B8706	KEY-----	1
19	5J5105	SHAFT-----	1

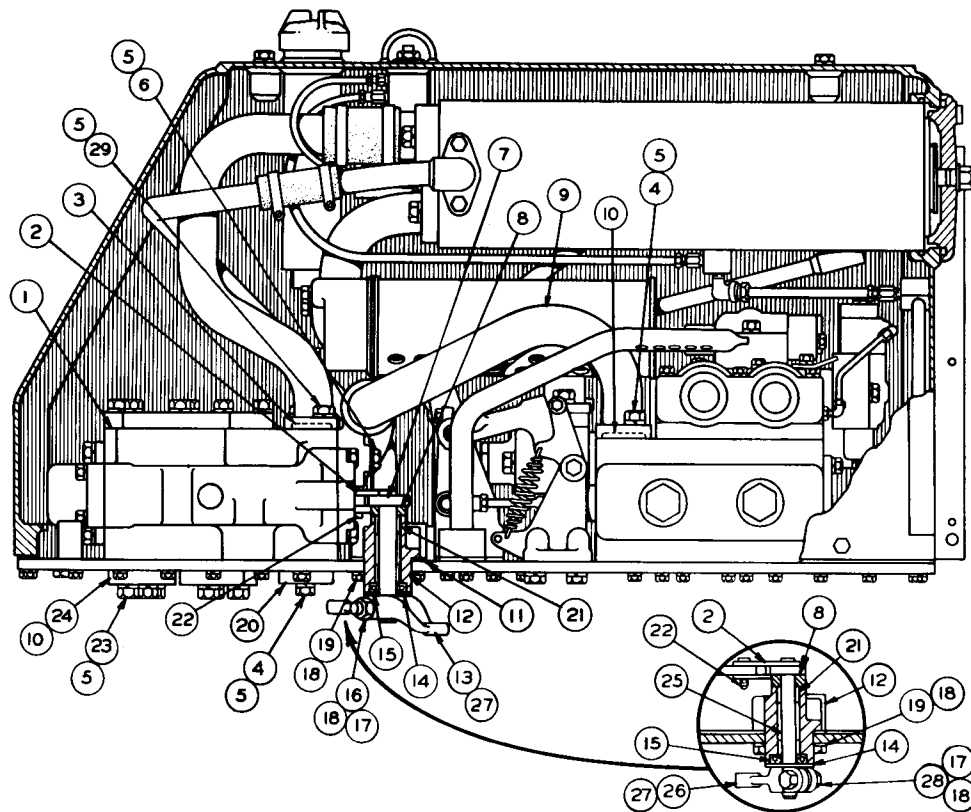
REF NO	PART NUMBER	DESCRIPTION	QTY
20	2S975	PIN-----	1
	3B4607	COTTER PIN-----	1
21	5J7546	ROD-----	1
22	1J8489	END-----	1
23	6F612	NUT-----	1
24	5F7054	SEAL-----	1
25	5B9079	NUT-----	1
26	6F4855	SEAL-----	1
27	5J5933	ROD-----	1
28	5J5941	BRACKET-----	1
29	6J471	SPRING-----	1
30	3B4615	COTTER PIN-----	1
	5J7958	BODY GROUP-----	1
		Consisting of:	
31	Not Serv.	BODY-----	1
	Not Serv.	STEM-----	1
32	3D4603	PLUG-----	1
33	T-320	BOLT-----	52
	3B4607	LOCKWASHER-----	52
34	5J5178	PLATE-----	1
35	5J5234	GASKET-----	1
36	6J4578	STOP-----	1

101909

5J5724 TANK AND VALVE GROUP--PART 4 OF 5
AS VIEWED FROM FRONT OF MACHINE

PART OF 5K6269, 5K6275 & 5K6278 ARRANGEMENTS LISTED ON PAGE 153

5J5724 TANK AND VALVE GROUP--AS VIEWED FROM RIGHT HAND SIDE OF MACHINE--PART 5 OF 5
 PART OF 5K6269, 5K6275 AND 5K6278 HYDRAULIC ARRANGEMENTS LISTED ON PAGE 153
 5J7955 VALVE PARTS ARE SHOWN ON PAGE 167



REF NO.	PART NUMBER	DESCRIPTION	QTY.
1	5J7955	VALVE GROUP----- (See Separate Illustration)	1
2	4J7942	LINK-----	4
3	1H9696	SEAL-----	1
4	S-1587	BOLT-----	4
5	3B4508	LOCKWASHER-----	16
6	3322-A	BOLT-----	2
7	5J5916	LEVER ASSEM.-----	1
8	2H5746	ADAPTER-----	2
9	5J5151	TUBE ASSEM.-----	1
	4J522	SEAL-----	1
10	4J523	SEAL-----	5
11	4J8425	GASKET-----	2
12	5J880	HOUSING-----	2
13	6J2449	LEVER-----	1
14	8B4037	WASHER-----	2
15	3J4407	SEAL-----	2
16	S-1571	BOLT-----	1
17	1D4717	NUT-----	2
18	3B4506	LOCKWASHER-----	10
19	S-1594	BOLT-----	8
20	2J7591	COVER-----	1
21	7F7983	BEARING-----	4
	1J4384	PIN-----	4
22	3B4615	COTTER PIN-----	4
	7H3912	BUSHING-----	2
23	1A1460	BOLT-----	8
24	3K2759	COVER-----	4
25	5J5823	LEVER ASSEM.-----	1
26	3J532	LEVER-----	1
27	1B8706	KEY-----	2
28	S-1590	BOLT-----	1
29	S-1585	BOLT-----	2

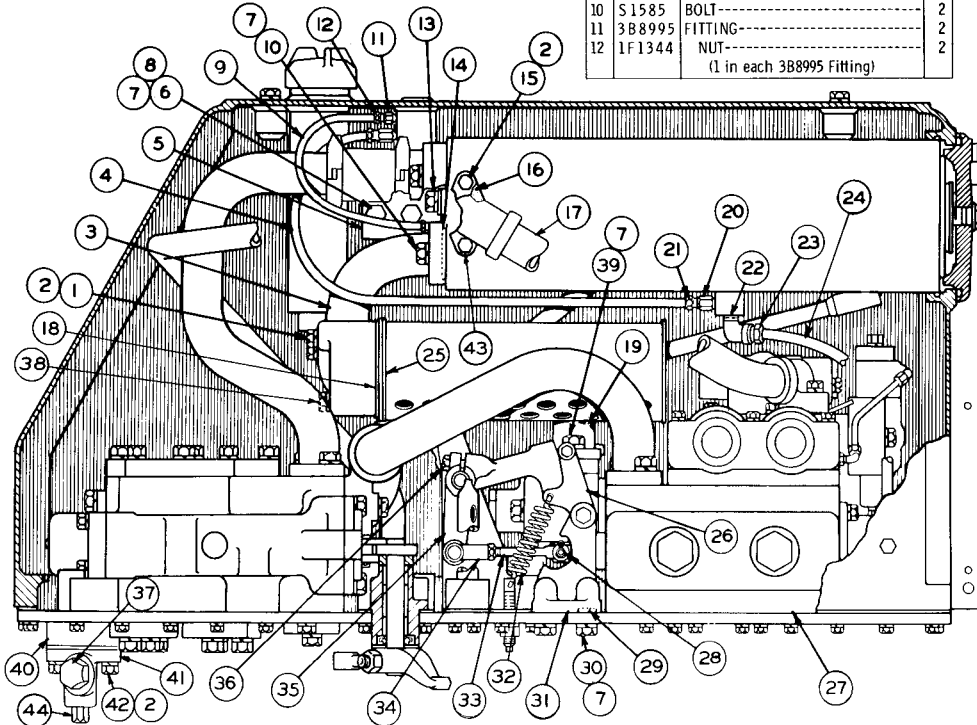
102373

REF. NO.	PART NUMBER	DESCRIPTION	QTY
1	L1352	BOLT-----	2
2	3B4506	LOCKWASHER-----	9
3	5J5937	TUBE ASSEM.-----	1

4	612363	TUBE-----	1
5	5J5146	BRACKET-----	1
6	6H1717	BOLT-----	2
7	3B4508	LOCKWASHER-----	10
8	4B4280	WASHER-----	2
9	612362	TUBE-----	1
10	S1585	BOLT-----	2
11	3B8995	FITTING-----	2
12	1F1344	NUT-----	2

(1 in each 3B8995 Fitting)

	T318	BOLT-----	2
13	3B4507	LOCKWASHER-----	2
	4B4279	WASHER-----	2
14	7F8267	SEAL-----	1
15	S1591	BOLT----- (1" long)	1
16	3D9412	GASKET-----	1
17	7J3572	TUBE ASSEM.-----	1
18	5J9261	DISC-----	1
	5J5942	GASKET-----	1
19	5J6022	TUBE ASSEM.-----	1
20	3B8996	FITTING-----	2
21	8F8997	NUT-----	2
		(1 in each 3B8996 Fitting)	
22	3B9053	FITTING-----	1
23	8F8998	NUT-----	1
		(Part of 3B9053 Fitting)	
24	7J748	TUBE-----	1
25	5J5942	GASKET-----	1
26	5J5108	LEVER-----	1
27	5J7953	CONTROL VALVE GROUP-----	1
		(See Separate Illustration)	
28	1J4384	PIN-----	1
	3B4615	COTTER PIN-----	1
29	8F3469	SEAL-----	10
30	7B3235	BOLT-----	4
32	7J6226	BRACKET-----	1
33	6H962	SPRING-----	1
	5J5932	ROD-----	1
	1J8489	END-----	1
34	5B9079	NUT-----	1
	5J5110	LEVER-----	1
35	1B8706	KEY-----	1
36	1A2209	BOLT-----	1
37	3J5389	PLUG-----	1
38	T573	BOLT-----	2
39	S1595	BOLT-----	2
40	7J439	SPACER-----	1
41	8H9819	ADAPTER-----	1
	8H9818	GASKET-----	2
42	L1352	BOLT-----	2
43	S1619	BOLT----- (3" long)	1
44	4B7739	PLUG-----	1



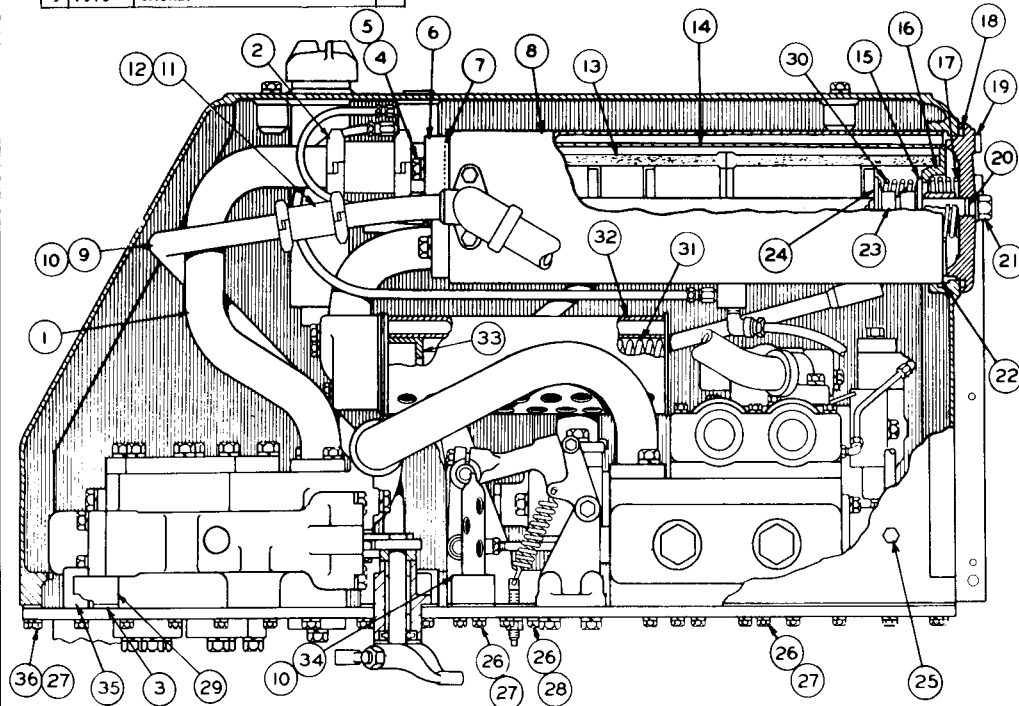
5J5724 TANK AND VALVE GROUP—As Viewed from R.H. Side of Machine—Part 1 of 5—Type 2
 Part of 5K6269, 5K6275 and 5K6278 Hydraulic Arrangements listed on Page 153
 5J7953 Valve parts are shown on Pages 110 and 111
 Refer also to Page 127B for special parts

130781

5J5724 TANK AND VALVE GROUP—As Viewed from R.H. Side of Machine—Part 2 of 5—Type 2
Part of 5K6269, 5K6275 and 5K6278 Hydraulic Arrangements listed on Page 153

REF. NO.	PART NUMBER	DESCRIPTION	QTY
1	5J5179	TUBE ASSEM.-----	1
2	6L2849	COUPLING-----	1
3	7J96	GASKET-----	1

4	S1587	BOLT-----	2
5	3B4508	LOCKWASHER-----	2
6	5J5157	TUBE ASSEM.-----	1

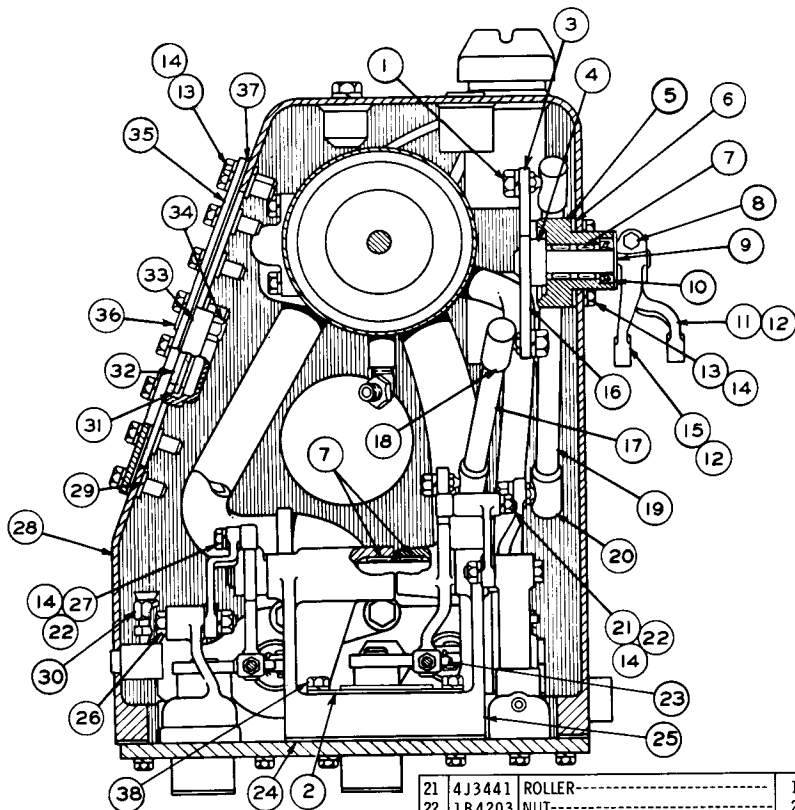


7	5F8000	SEAL-----	1
8	7J6096	TUBE ASSEM.-----	1
9	5J5202	TUBE ASSEM.-----	1
10	5J5166	GASKET-----	2
11	2S7070	JOINT ASSEM.-----	1
12	9S2082	SEAL ASSEM.-----	2
		(Part of 2S7070 Assem.)	
13	4J6064	ELEMENT ASSEM.-----	2
14	6J3795	SCREEN ASSEM.-----	1
15	2J918	VALVE-----	1
16	4J1704	SEAT-----	1
17	6J2236	SPRING-----	1
18	6J9716	COVER-----	1
18	5L5032	SEAL-----	1
19	2J2864	PLUG-----	2
19	6F5559	SEAL-----	2
20	6F4855	SEAL-----	1
21	5J4871	BOLT ASSEM.-----	1
21	3B9363	WASHER-----	1
22	2K4472	SEAL-----	1
23	5J1607	SPACER-----	1
23	2J917	RETAINER-----	1
24	1H1200	PIN----- (1.25" long)	1
24	6H3956	PIN----- (1" long)	1
24	9S4182	PLUG-----	1
25	3J7354	SEAL-----	1
26	1A2029	BOLT-----	11
27	3B4506	LOCKWASHER-----	9
28	5L5840	WASHER----- (each 1.250)	3
28	5B9628	WASHER----- (each 1.000)	3
29	6J9523	FLANGE-----	1
30	5J2926	SPRING-----	1
31	6J3911	SPRING-----	1
32	7J773	TUBE ASSEM.-----	1
33	6J3908	ORIFICE-----	1
34	7J772	TUBE ASSEM.-----	1
35	6J1888	BLOCK-----	2
35	3F4479	PIN-----	2
36	S1588	BOLT-----	1

130782

ATTACHMENTS

165B

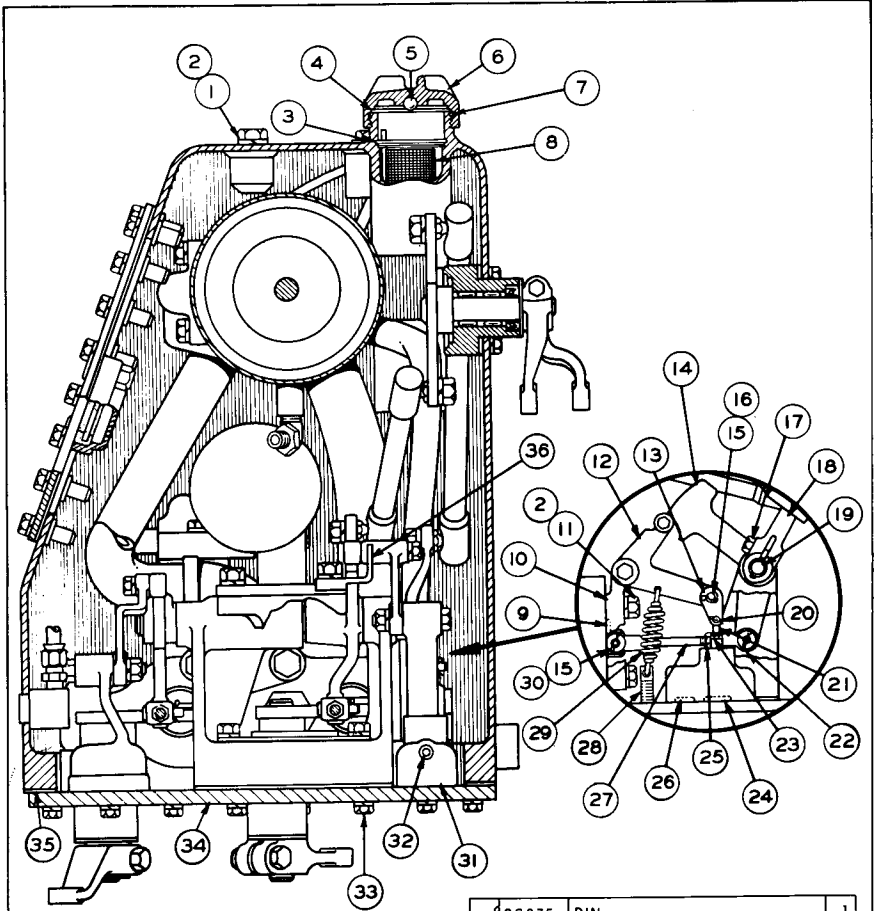


REF. NO.	PART NUMBER	DESCRIPTION	QTY.
1	1B4205	NUT-----	4
	3B4508	LOCKWASHER-----	4
2	6J8118	SCREEN ASSEM.-----	1
3	5J5774	LEVER ASSEM.-----	1
4	2H5746	ADAPTER-----	2
5	5J8102	HOUSING-----	2
6	4J8425	GASKET-----	2
7	7F7983	BEARING-----	8
8	S 1571	BOLT-----	2
	1D4717	NUT-----	2
9	8B4037	WASHER-----	2
10	3J4407	SEAL-----	2
11	5J5728	LEVER-----	1
12	1B8706	KEY-----	2
13	S 1594	BOLT-----	52
14	3B4506	LOCKWASHER-----	56
15	5J5729	LEVER-----	1
16	5J5776	LEVER ASSEM.-----	1
17	5J5765	ROD ASSEM.-----	1
18	2H9250	JOINT----- (Part of 5J5765 Rod Assem.)	2
19	5J5764	ROD ASSEM.-----	1
20	2H9250	JOINT----- (Part of 5J5764 Rod Assem.)	2

21	4J3441	ROLLER-----	1
22	1B4203	NUT-----	2
	1J4384	PIN-----	2
23	3B4615	COTTER PIN-----	2
24	5J5247	GASKET-----	1
25	7J779	BRACKET-----	1
	2J6602	PIN-----	2
26	1B4204	NUT-----	2
	3B4507	LOCKWASHER-----	2
27	2J8262	ROLLER-----	1
28	7J775	TANK ASSEM.-----	1
29	6J2237	BOSS----- (Part of 7J775 Assem.)	44
	3B8997	FITTING-----	1
30	8F8998	NUT----- (Part of 3B8997 Fitting)	1
31	4J8252	GLASS-----	1
32	4J8251	GROMMET-----	1
33	4J8250	RETAINER-----	1
34	4J8265	NUT-----	4
	6J2459	COVER ASSEM.----- Consisting of:	1
35	5J5159	COVER-----	1
36	5J196	STUD-----	4
37	5J5160	GASKET-----	1
	2H3755	BOLT-----	2
38	3B4505	LOCKWASHER-----	2

130783

5J5724 TANK AND VALVE GROUP—Part 3 of 5—Type 2
AS VIEWED FROM FRONT OF MACHINE. Part of 5K6269, 5K6275 and
5K6278 Hydraulic Arrangements listed on Page 153



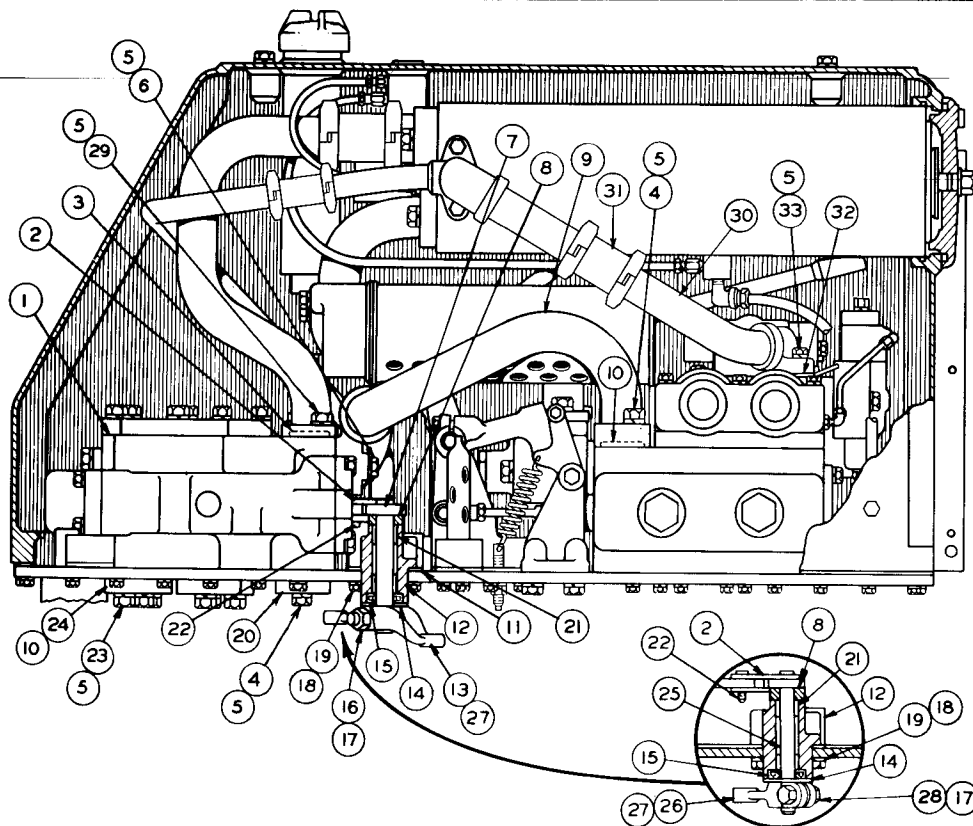
REF NO	PART NUMBER	DESCRIPTION	QTY
1	S 1620	BOLT-----	2
2	3B4508	LOCKWASHER-----	4
3	6H9361	RING-----	1
4	6H5139	PLATE-----	1
5	7B6368	BALL-----	1
6	7H1447	CAP-----	1
7	9H6454	GASKET-----	1
8	6J2025	STRAINER ASSEM.	1
9	4J519	SEAL-----	1
10	5J5109	BRACKET-----	1
11	5J585	BOLT-----	2
12	5J5071	LEVER-----	1
13	5J7518	LINK-----	2
14	5J5111	LEVER-----	1
15	1J4384	PIN-----	2
16	3B4618 7H3912	COTTER PIN----- BUSHING-----	1 1
17	S 1588	BOLT-----	1
18	4J7739 1B88706	LEVER----- KEY-----	1 1
19	5J5105	SHAFT-----	1

20	2S975	PIN-----	1
	3B4607	COTTER PIN-----	1
21	5J7546	ROD-----	1
22	1J8489	END-----	1
23	6F612	NUT-----	1
24	5F7054	SEAL-----	1
25	5B9079	NUT-----	1
26	6F4855	SEAL-----	1
27	5J5933	ROD-----	1
	7J6227	EYE SCREW-----	2
28	4J8265	NUT-----	2
	1B4218	WASHER-----	2
29	6H962	SPRING-----	1
30	3B4615	COTTER PIN-----	1
	5J7958	BODY GROUP-----	1
		Consisting of:	
31	Not Serv	BODY-----	1
	Not Serv	STEM-----	1
32	3D4603	PLUG-----	1
	T320	BOLT-----	52
33	3B4507	LOCKWASHER-----	52
34	7J6225	PLATE-----	1
35	5J5234	GASKET-----	1
36	6J4578	STOP-----	1

130784

5J5724 TANK AND VALVE GROUP--Part 4 of 5--Type 2
AS VIEWED FROM FRONT OF MACHINE

Part of 5K6269, 5K6275 and 5K6278 Hydraulic Arrangements listed on Page 153



REF. NO.	PART NUMBER	DESCRIPTION	QTY
1	5J7955	VALVE GROUP----- (See Separate Illustration)	1
2	4J7942	LINK-----	4
3	1H9696	SEAL-----	1
4	S1587	BOLT-----	4
5	3B4508	LOCKWASHER-----	16
6	9S1366	BOLT-----	2
7	S15916	LEVER ASSEM.-----	1
8	2H5746	ADAPTER-----	2
9	5J5151	TUBE ASSEM.-----	1
	4J522	SEAL-----	1
10	4J523	SEAL-----	5
11	4J8425	GASKET-----	2
12	5J880	HOUSING-----	2
13	6J2449	LEVER-----	1
14	8B4037	WASHER-----	2
15	3J4407	SEAL-----	2
16	S1571	BOLT-----	1
17	1D4717	NUT-----	2
18	3B4506	LOCKWASHER-----	10
19	S1588	BOLT-----	8
20	2J7591	COVER-----	1
21	7F7983	BEARING-----	4
	1J4384	PIN-----	4
22	3B4615	COTTER PIN-----	4
	7H3912	BUSHING-----	2
23	1A1460	BOLT-----	8
24	3K2759	COVER-----	4
25	5J5823	LEVER ASSEM.-----	1
26	3J532	LEVER-----	1
27	1B8706	KEY-----	2
28	S1590	BOLT-----	1
29	S1585	BOLT-----	2
30	7J3570	TUBE ASSEM.-----	1
31	7S8062	JOINT-----	1
32	7J3573	GASKET-----	1
33	2B2006	BOLT-----	2

130785

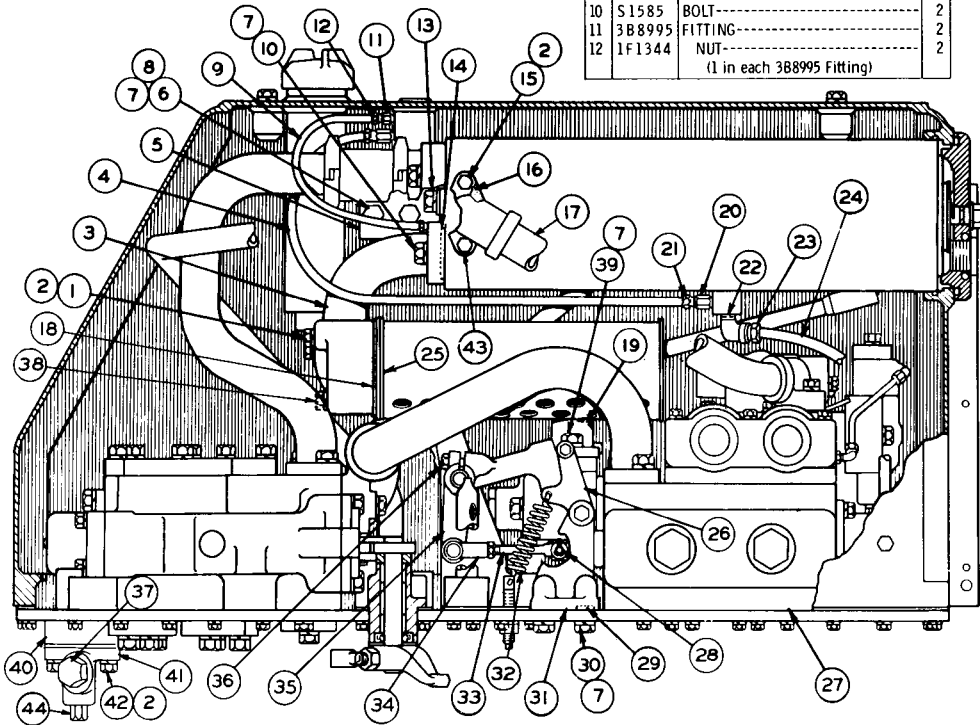
5J5724 TANK AND VALVE GROUP—As Viewed from R.H. Side of Machine—Part 5 of 5—Type 2
 Part of 5K6279, 5K6275 and 5K6278 Hydraulic Arrangements listed on Page 153
 5J7955 Valve parts are shown on Page 167

5J5724 TANK AND VALVE GROUP—As Viewed from R.H. Side of Machine—Part 1 of 5—Type 3
 Part of 5K6269, 5K6275 and 5K6278 Hydraulic Arrangements listed on Page 153
 5J7953 Valve parts are shown on Pages 110 and 111
 Refer also to Page 127B for special parts

REF. NO.	PART NUMBER	DESCRIPTION	QTY
1	L1352	BOLT-----	2
2	3B4506	LOCKWASHER-----	9
3	5J5937	TUBE ASSEM.-----	1

4	6J2363	TUBE-----	1
5	5J5146	BRACKET-----	1
6	6H1717	BOLT-----	2
7	3B4508	LOCKWASHER-----	10
8	4B4280	WASHER-----	2
9	6J2362	TUBE-----	1
10	S1585	BOLT-----	2
11	3B8995	FITTING-----	2
12	1F1344	NUT-----	2

(1 in each 388995 Fitting)

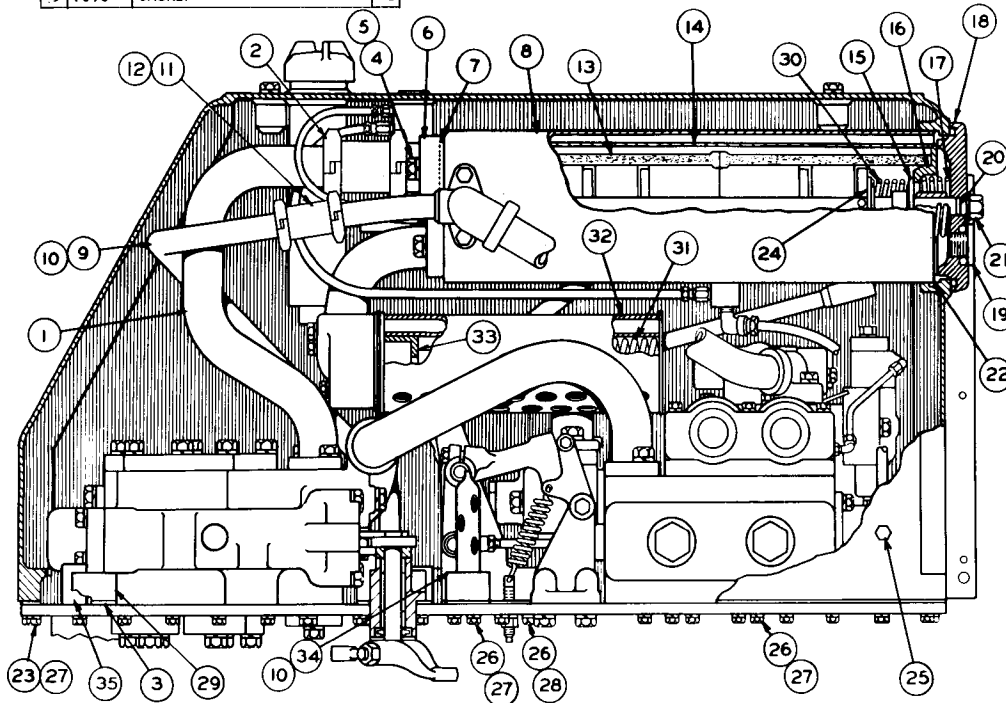


13	T318	BOLT-----	2
	3B4507	LOCKWASHER-----	2
	4B4279	WASHER-----	2
14	7F8267	SEAL-----	1
15	S1591	BOLT----- (1" long)	1
16	3D9412	GASKET-----	1
17	7J3572	TUBE ASSEM.-----	1
	5J9261	DISC-----	1
18	5J5942	GASKET-----	1
19	5J6022	TUBE ASSEM.-----	1
20	3B8996	FITTING-----	2
21	8F8997	NUT-----	2
		(1 in each 388996 Fitting)	
22	3B9053	FITTING-----	1
23	8F8998	NUT-----	1
		(Part of 3B9053 Fitting)	
24	7J748	TUBE-----	1
25	5J5942	GASKET-----	1
26	5J5108	LEVER-----	1
27	5J7953	CONTROL VALVE GROUP-----	1
		(See Separate Illustration)	
28	1J4384	PIN-----	1
	3B4615	COTTER PIN-----	1
29	8F3469	SEAL-----	10
30	7B3235	BOLT-----	4
31	7J6226	BRACKET-----	1
32	6H962	SPRING-----	1
33	5J5932	ROD-----	1
	1J8489	END-----	1
34	5B9079	NUT-----	1
	5J5110	LEVER-----	1
35	1B8706	KEY-----	1
36	1A2209	BOLT-----	1
37	8J135	PLUG-----	1
38	T573	BOLT-----	2
39	S1595	BOLT-----	2
40	7J439	SPACER-----	1
41	8H9819	ADAPTER-----	1
	8H9818	GASKET-----	2
42	L1352	BOLT-----	2
43	S1619	BOLT----- (3" long)	1
44	4B7739	PLUG-----	1

133994

REF. NO.	PART NUMBER	DESCRIPTION	QTY
1	5J5179	TUBE ASSEM.-----	1
2	6L2849	COUPLING-----	1
3	7J96	GASKET-----	1

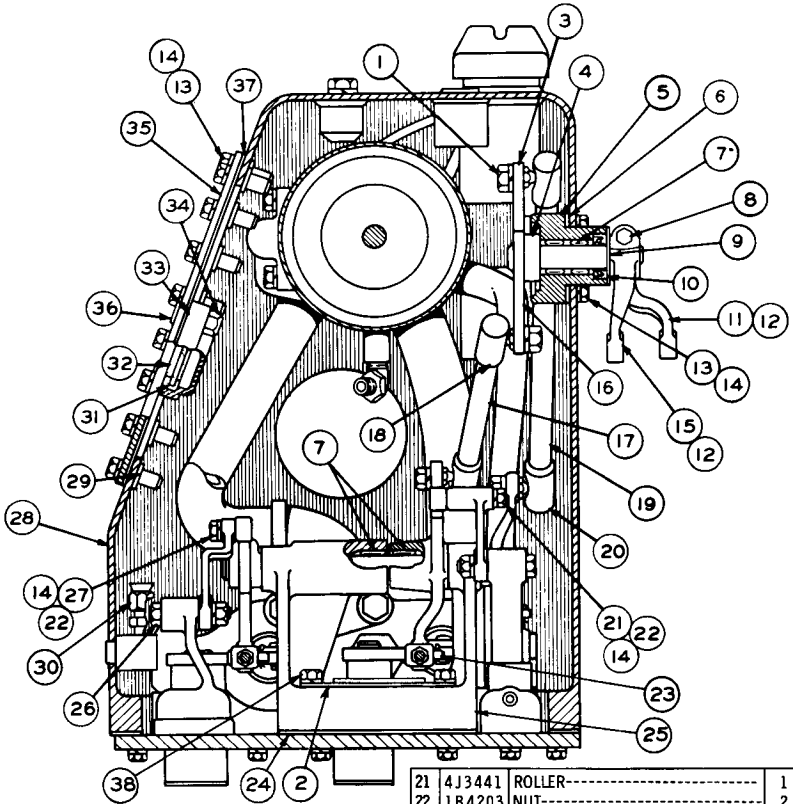
4	S1587	BOLT-----	2
5	3B4508	LOCKWASHER-----	2
6	5J5157	TUBE ASSEM.-----	1



7	5F8000	SEAL-----	1
8	7J6096	TUBE ASSEM.-----	1
9	5J5202	TUBE ASSEM.-----	1
10	5J5166	GASKET-----	2
11	2S7070	JOINT ASSEM.-----	1
12	9S2082	SEAL ASSEM.-----	2
(Part of 2S7070 Assem.)			
13	4J6064	ELEMENT ASSEM.-----	2
14	6J3795	SCREEN ASSEM.-----	1
15	2J918	VALVE-----	1
16	4J1704	SEAT-----	1
17	6J2236	SPRING-----	1
18	7J9197	COVER-----	1
19	5L5032	SEAL-----	1
20	9S8010	PLUG-----	2
21	2S4078	SEAL-----	2
22	6F4855	SEAL-----	1
23	7J5586	BOLT-----	1
24	2K4472	SEAL-----	1
25	S1588	BOLT-----	1
26	2J917	RETAINER-----	1
27	1H1200	PIN----- (1.25" long)	1
28	7J5925	PIN----- (1.125" long)	1
29	9S4182	PLUG-----	1
30	3J7354	SEAL-----	1
31	1A2029	BOLT-----	11
32	3B4506	LOCKWASHER-----	9
33	4B5167	WASHER-----	3
34	6J9523	FLANGE-----	1
35	5J2926	SPRING-----	1
36	6J3911	SPRING-----	1
37	7J773	TUBE ASSEM.-----	1
38	6J3908	ORIFICE-----	1
39	7J772	TUBE ASSEM.-----	1
40	6J1888	BLOCK-----	2
41	3F4479	PIN-----	2

133995

5J5724 TANK AND VALVE GROUP—As Viewed from R.H. Side of Machine—Part 2 of 5—Type 3
Part of 5K6269, 5K6275 and 5K6278 Hydraulic Arrangements listed on Page 153

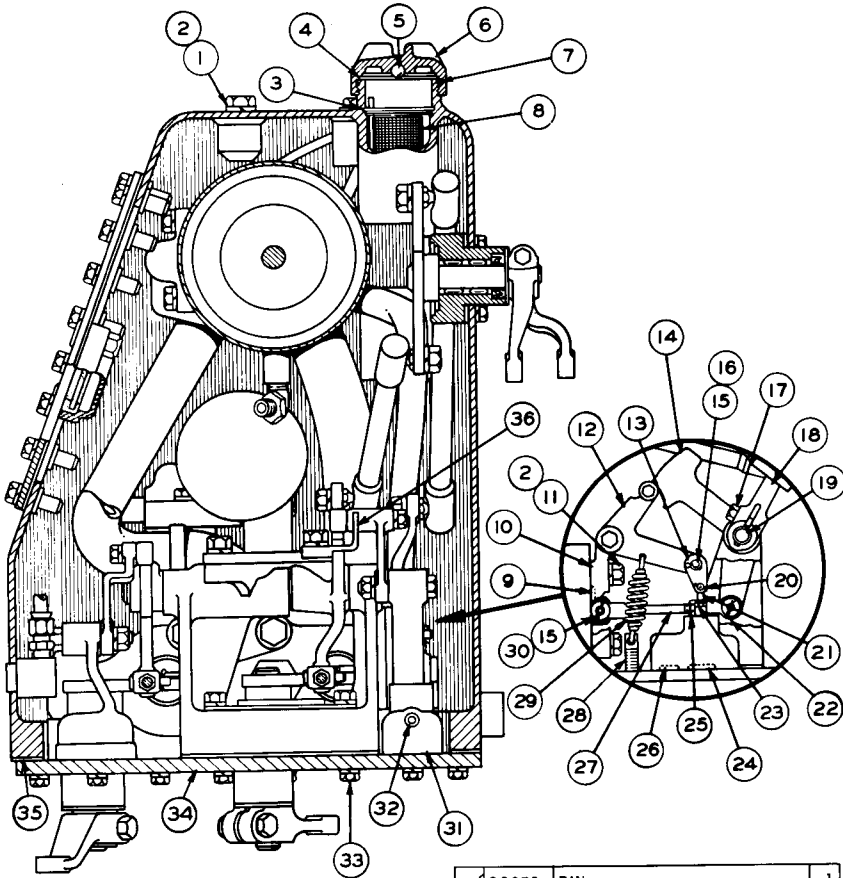


REF. NO.	PART NUMBER	DESCRIPTION	QTY.
1	1B4205	NUT-----	4
	3B4508	LOCKWASHER-----	4
2	6J8118	SCREEN ASSEM.-----	1
3	5J5774	LEVER ASSEM.-----	1
4	2H5746	ADAPTER-----	2
5	5J8102	HOUSING-----	2
6	4J8425	GASKET-----	2
7	7F7983	BEARING-----	8
	S 1571	BOLT-----	2
8	1D4717	NUT-----	2
9	8B4037	WASHER-----	2
10	3J4407	SEAL-----	2
11	7J7557	LEVER-----	1
12	1B8706	KEY-----	2
13	S 1594	BOLT-----	2
14	3B4506	LOCKWASHER-----	56
15	5J5729	LEVER-----	1
16	5J5776	LEVER ASSEM.-----	1
17	5J5765	ROD ASSEM.-----	1
18	2H9250	JOINT-----	2
		(Part of 5J5765 Rod Assem.)	
19	5J5764	ROD ASSEM.-----	1
20	2H9250	JOINT-----	2
		(Part of 5J5764 Rod Assem.)	

21	4J3441	ROLLER-----	1
22	1B4203	NUT-----	2
23	1J4384	PIN-----	2
	3B4615	COTTER PIN-----	2
24	5J5247	GASKET-----	1
25	7J779	BRACKET-----	1
	2J6602	PIN-----	2
26	1B4204	NUT-----	2
	3B4507	LOCKWASHER-----	2
27	2J8262	ROLLER-----	1
28	7J775	TANK ASSEM.-----	1
29	6J2237	BOSS-----	44
		(Part of 7J775 Assem.)	
	3B8997	FITTING-----	1
30	8F8998	NUT-----	1
		(Part of 3B8997 Fitting)	
31	4J8252	GLASS-----	1
32	4J8251	GROMMET-----	1
33	4J8250	RETAINER-----	1
34	4J8265	NUT-----	4
	6J2459	COVER ASSEM.-----	1
		Consisting of:	
35	5J5159	COVER-----	1
36	5J96	STUD-----	4
37	5J5160	GASKET-----	1
	2H3755	BOLT-----	2
38	3B4505	LOCKWASHER-----	2

133996

5J5724 TANK AND VALVE GROUP—Part 3 of 5—Type 3
AS VIEWED FROM FRONT OF MACHINE. Part of 5K6269, 5K6275 and
5K6278 Hydraulic Arrangements listed on Page 153



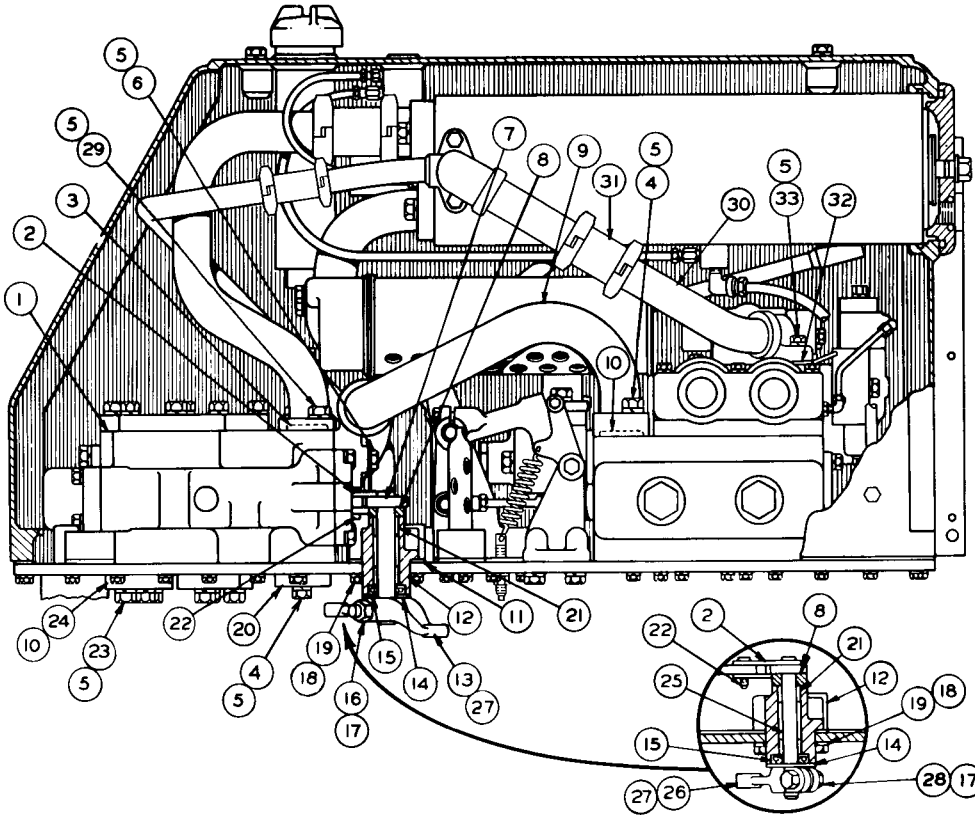
REF NO	PART NUMBER	DESCRIPTION	QTY
1	5 1620	BOLT-----	2
2	3B4508	LOCKWASHER-----	4
3	6H9361	RING-----	1
4	6H5139	PLATE-----	1
5	7B6368	BALL-----	1
6	7H1447	CAP-----	1
7	9H6454	GASKET-----	1
8	6J2025	STRAINER ASSEM.-----	1
9	4J519	SEAL-----	1
10	5J5109	BRACKET-----	1
11	51585	BOLT-----	2
12	5J5071	LEVER-----	1
13	5J7518	LINK-----	2
14	5J5111	LEVER-----	1
15	1J4384	PIN-----	2
16	3B4618	COTTER PIN-----	1
16	7H3912	BUSHING-----	1
17	5 1588	BOLT-----	1
18	4J7739	LEVER-----	1
18	1B8706	KEY-----	1
19	5J5105	SHAFT-----	1

20	2S975	PIN-----	1
	3B4607	COTTER PIN-----	1
21	5J7546	ROD-----	1
22	1J8489	END-----	1
23	6F612	NUT-----	1
24	5F7054	SEAL-----	1
25	5B9079	NUT-----	1
26	6F4855	SEAL-----	1
27	5J5933	ROD-----	1
	7J6227	EYE SCREW-----	2
28	4J8265	NUT-----	2
	4B5167	WASHER-----	2
29	6H962	SPRING-----	1
30	3B4615	COTTER PIN-----	1
	5J7958	BODY GROUP-----	1
Consisting of:			
31	Not Serv	BODY-----	1
	Not Serv	STEM-----	1
32	3D4603	PLUG-----	1
33	T320	BOLT-----	52
	3B4507	LOCKWASHER-----	52
34	7J6225	PLATE-----	1
35	5J5234	GASKET-----	1
36	6J4578	STOP-----	1

133997

5J5724 TANK AND VALVE GROUP--Part 4 of 5--Type 3
 AS VIEWED FROM FRONT OF MACHINE. Part of 5K6269, 5K6275 and
 5K6278 Hydraulic Arrangements listed on Page 153

5J5724 TANK AND VALVE GROUP—As Viewed from R.H. Side of Machine—Part 5 of 5—Type 3
 Part of 5K6279, 5K6275 and 5K6278 Hydraulic Arrangements listed on Page 153
 5J7955 Valve parts are shown on Page 167



REF. NO.	PART NUMBER	DESCRIPTION	QTY
1	5J7955	VALVE GROUP----- (See Separate Illustration)	1
2	4J7942	LINK-----	4
3	1H9696	SEAL-----	1
4	S1587	BOLT-----	4
5	3B4508	LOCKWASHER-----	16
6	9S1366	BOLT-----	2
7	5J5916	LEVER ASSEM.-----	1
8	2H5746	ADAPTER-----	2
9	5J5151	TUBE ASSEM.-----	1
10	4J522	SEAL-----	1
10	4J523	SEAL-----	5
11	4J8425	GASKET-----	2
12	5J880	HOUSING-----	2
13	6J2449	LEVER-----	1
14	8B4037	WASHER-----	2
15	3J4407	SEAL-----	2
16	S1571	BOLT-----	1
17	1D4717	NUT-----	2
18	3B4506	LOCKWASHER-----	10
19	S1588	BOLT-----	8
20	2J7591	COVER-----	1
21	7F7983	BEARING-----	4
	1J4384	PIN-----	4
22	3B4615	COTTER PIN-----	4
	7H3912	BUSHING-----	2
23	1A1460	BOLT-----	8
24	3K2759	COVER-----	4
25	5J5823	LEVER ASSEM.-----	1
26	3J532	LEVER-----	1
27	1B8706	KEY-----	2
28	S1590	BOLT-----	1
29	S1585	BOLT-----	2
30	7J3570	TUBE ASSEM.-----	1
31	7S8062	JOINT-----	1
32	7J3573	GASKET-----	1
33	2B2006	BOLT-----	2

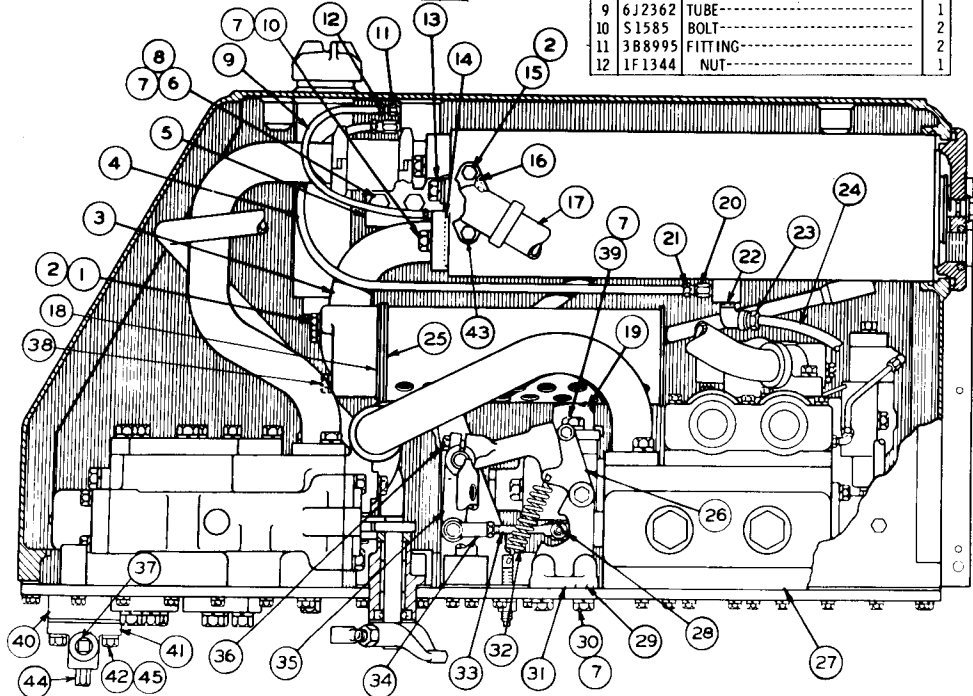
134622

ATTACHMENTS

165K

REF. NO.	PART NUMBER	DESCRIPTION	QTY
1	T65	BOLT	2
2	3B4506	LOCKWASHER	7
3	5J5937	TUBE ASSEM.	1

4	6J2363	TUBE	1
5	5J5146	BRACKET	1
6	6H1717	BOLT	2
7	3B4508	LOCKWASHER	10
8	4B4280	WASHER	2
9	6J2362	TUBE	1
10	S1585	BOLT	2
11	3B8995	FITTING	2
12	1F1344	NUT	1



13	T318	BOLT	2
	3B4507	LOCKWASHER	2
	4B4279	WASHER	2
14	7F8267	SEAL	1
15	3B1915	BOLT	1
		(1.375" Long)	
16	3D9412	GASKET	1
17	7J3572	TUBE ASSEM.	1
	5J9261	DISC	1
18	5J5942	GASKET	1
19	5J6022	TUBE ASSEM.	1
20	3B8996	FITTING	2
21	8F8997	NUT	1
22	3B9053	FITTING	1
23	8F8998	NUT	1
24	7J748	TUBE	1
25	5J5942	GASKET	1
26	5J5108	LEVER	1
27	5J7953	CONTROL VALVE GROUP	1
		(Separate Illustration)	
28	5F9199	PIN	1
	8S7803	RETAINER	1
29	8F3469	SEAL	1
30	7B3235	BOLT	4
31	7J6226	BRACKET	1
	6H962	SPRING	1
33	5J5932	ROD	1
	1J8489	END	1
34	5B9079	NUT	1
	5J5110	LEVER	1
35	1B8706	KEY	1
36	1A2209	BOLT	1
37	8J135	PLUG	1
38	S1619	BOLT	2
	S1595	BOLT	2
40	8J2288	SPACER	1
41	8H9819	ADAPTER	1
	8H9818	GASKET	2
42	L1143	BOLT	2
	2H5330	BOLT	1
		(2.875" Long)	
44	4B7739	PLUG	1
45	4B5167	WASHER	2

119218

5J5724 TANK AND VALVE GROUP—As Viewed from Right Hand Side of Machine—Part 1 of 5—Type 4

Part of 5K6269, 5K6275 and 5K6278 Hydraulic Arrangements listed on Page 153

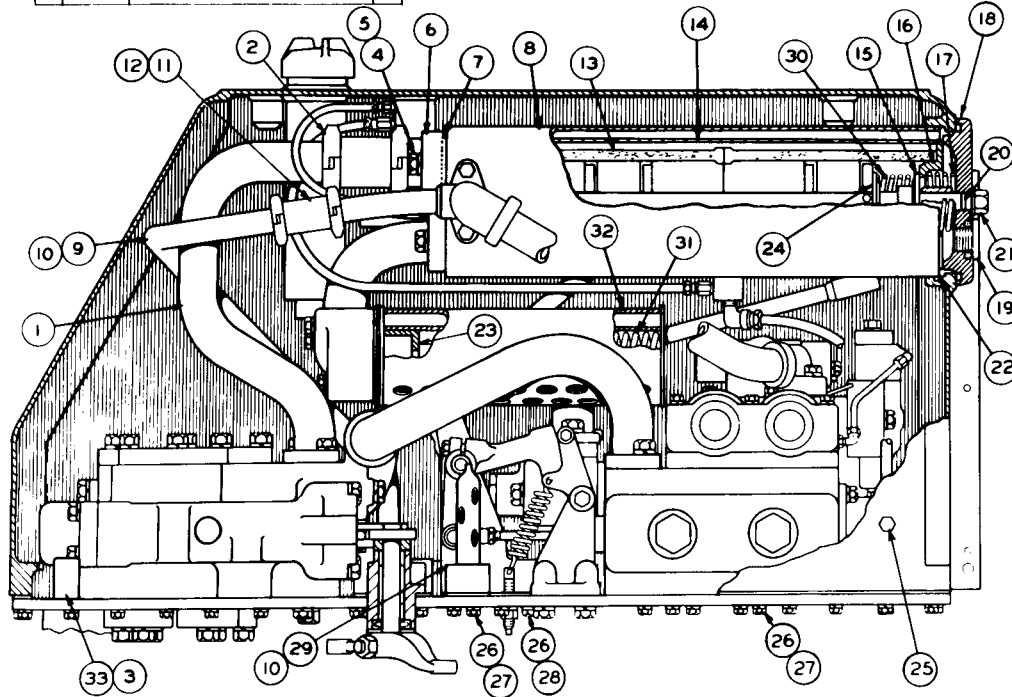
5J7953 Valve parts are shown on Pages 110B and 111. Refer also to Page 127B for special parts

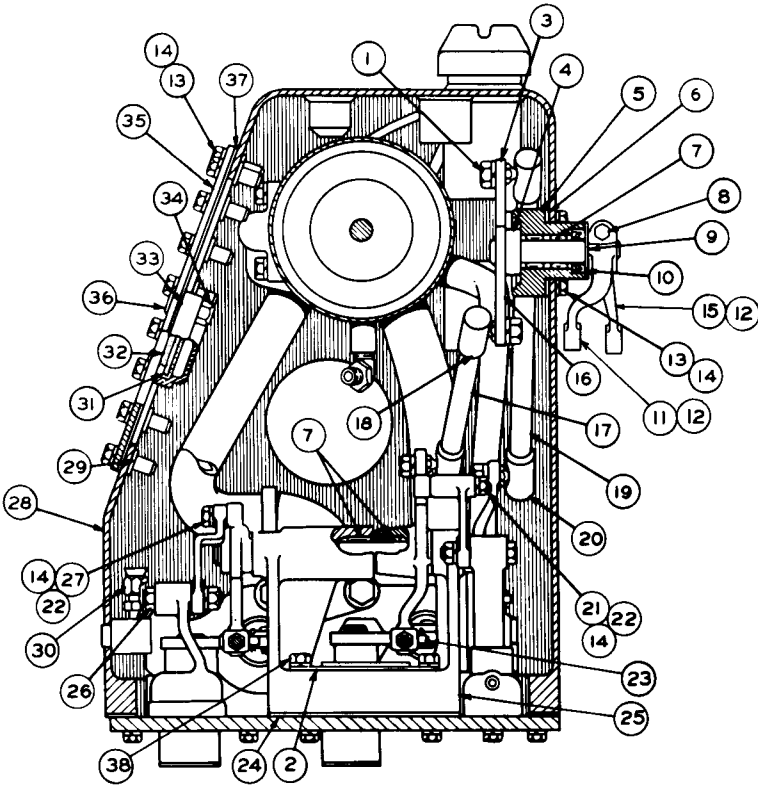
5J5724 TANK AND VALVE GROUP—As Viewed from Right Hand Side of Machine—Part 2 of 5—Type 4
Part of 5K6269, 5K6275 and 5K6278 Hydraulic Arrangements listed on Page 153

REF. NO.	PART NUMBER	DESCRIPTION	QTY
1	5J5179	TUBE ASSEM.	1
2	6L2849	COUPLING.....	1
3	8J2352	GASKET.....	2

4	51587	BOLT.....	2
5	384508	LOCKWASHER.....	2
6	5J5157	TUBE ASSEM.	1

7	5F8000	SEAL.....	1
8	7J6096	TUBE ASSEM.	1
9	5J5202	TUBE ASSEM.	1
10	5J5166	GASKET.....	2
11	2S7070	JOINT ASSEM.	1
12	9S2082	SEAL ASSEM.	2
13	4J6064	ELEMENT ASSEM.	2
14	6J3795	SCREEN ASSEM.	1
15	2J918	VALVE.....	1
16	4J1704	SEAT.....	1
17	6J2236	SPRING.....	1
	7J9197	COVER.....	1
18	5L5032	SEAL.....	1
	9S8010	PLUG.....	2
19	2S4078	SEAL.....	2
20	6F4855	SEAL.....	1
21	7J5586	BOLT.....	1
22	2K4472	SEAL.....	1
23	6J3908	ORIFICE.....	1
	2J917	RETAINER.....	1
24	1H1200	PIN.....(1.25" Long)	1
	7J5925	PIN.....(1.125" Long)	1
25	9S4182	PLUG.....	1
	3J7354	SEAL.....	1
26	1A2029	BOLT.....	11
27	3B4506	LOCKWASHER.....	8
28	4B5167	WASHER.....	3
29	7J772	TUBE ASSEM.	1
30	5J2926	SPRING.....	1
31	6J3911	SPRING.....	1
32	7J773	TUBE ASSEM.	1
	8J2381	BLOCK.....	2
33	3F4479	PIN.....	2



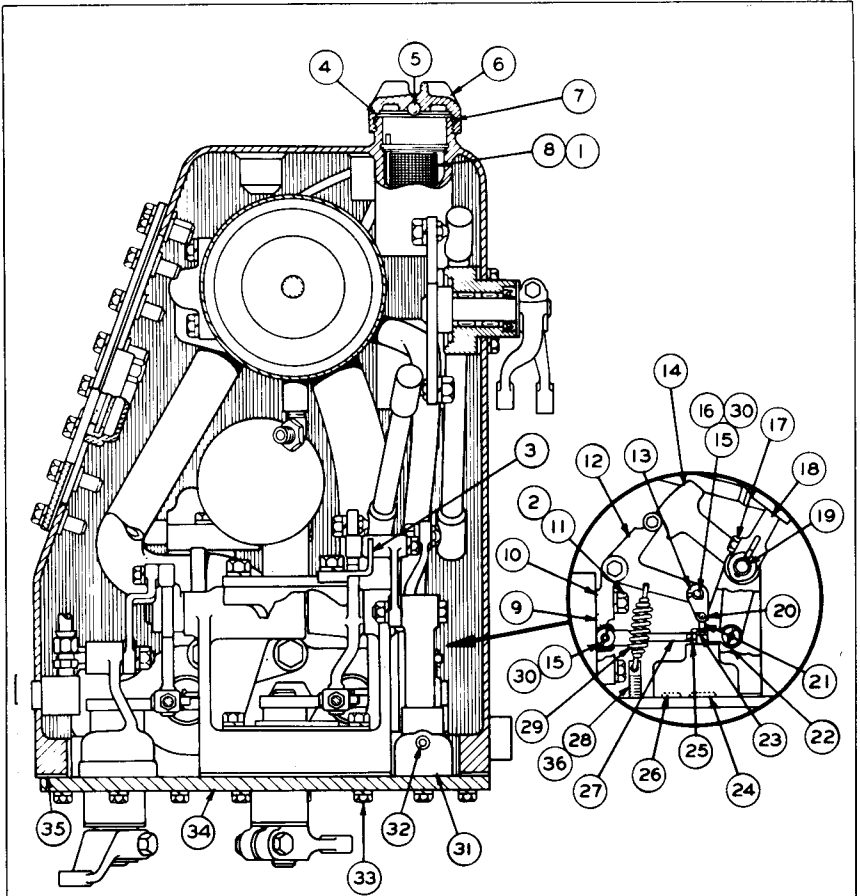


REF. NO.	PART NUMBER	DESCRIPTION	QTY
1	1B4205	NUT-----	4
	3B4508	LOCKWASHER-----	4
2	6J8118	SCREEN ASSEM.-----	1
3	5J5774	LEVER ASSEM.-----	1
4	2H5746	ADAPTER-----	2
5	5J8102	HOUSING-----	2
6	4J8425	GASKET-----	2
7	7F7983	BEARING-----	8
8	51571	BOLT-----	2
	1D4717	NUT-----	2
9	8B4037	WASHER-----	2
10	3J4407	SEAL-----	2
11	7J7557	LEVER-----	1
12	1B8706	KEY-----	2
13	51594	BOLT-----	52
14	3B4506	LOCKWASHER-----	56
15	5J5729	LEVER-----	1
16	5J5776	LEVER ASSEM.-----	1
17	5J5765	ROD ASSEM.-----	1
18	2H9250	JOINT-----	2
19	5J5764	ROD ASSEM.-----	1
20	2H9250	JOINT-----	2

21	4J3441	ROLLER-----	1
22	1B4203	NUT-----	2
	5F9199	PIN-----	2
23	8S7803	RETAINER-----	2
24	5J5247	GASKET-----	1
25	7J779	BRACKET-----	1
	2J6602	PIN-----	2
26	1B4204	NUT-----	2
	3B4507	LOCKWASHER-----	2
27	2J8262	ROLLER-----	1
28	7J775	TANK ASSEM.-----	1
29	6J2237	BOSS-----	44
	3B8997	FITTING-----	1
30	8F8998	NUT-----	1
31	4J8252	GLASS-----	1
32	4J8251	GROMMET-----	1
33	4J8250	RETAINER-----	1
34	4J8265	NUT-----	4
	6J2459	COVER ASSEM.-----	1
35	5J5159	COVER-----	1
	5J96	STUD-----	4
36	5J96	STUD-----	4
37	5J5160	GASKET-----	1
	2H3755	BOLT-----	2
38	3B4505	LOCKWASHER-----	2

119220

5J5724 TANK AND VALVE GROUP—Part 3 of 5—Type 4
 AS VIEWED FROM FRONT OF MACHINE
 Part of 5K6269, 5K6275 and 5K6278 Hydraulic Arrangements
 listed on Page 153



REF NO.	PART NUMBER	DESCRIPTION	QTY
C 1	4J524	SEAL-----	1
2	3B4508	LOCKWASHER-----	2
C 3	6J4578	STOP-----	1
4	6H5139	PLATE-----	1
5	7B6368	BALL-----	1
6	7H1447	CAP-----	1
7	9H6454	GASKET-----	1
C 8	8J5890	STRAINER-----	1
9	4J519	SEAL-----	1
10	5J5109	BRACKET-----	1
11	S1585	BOLT-----	2
12	5J5071	LEVER-----	1
13	5J7518	LINK-----	2
14	5J5111	LEVER-----	1
15	5F9199	PIN-----	2
16	7H3912	BUSHING-----	1
17	S1588	BOLT-----	1
18	4J7739	LEVER-----	1
18	1B8706	KEY-----	1
19	5J5105	SHAFT-----	1

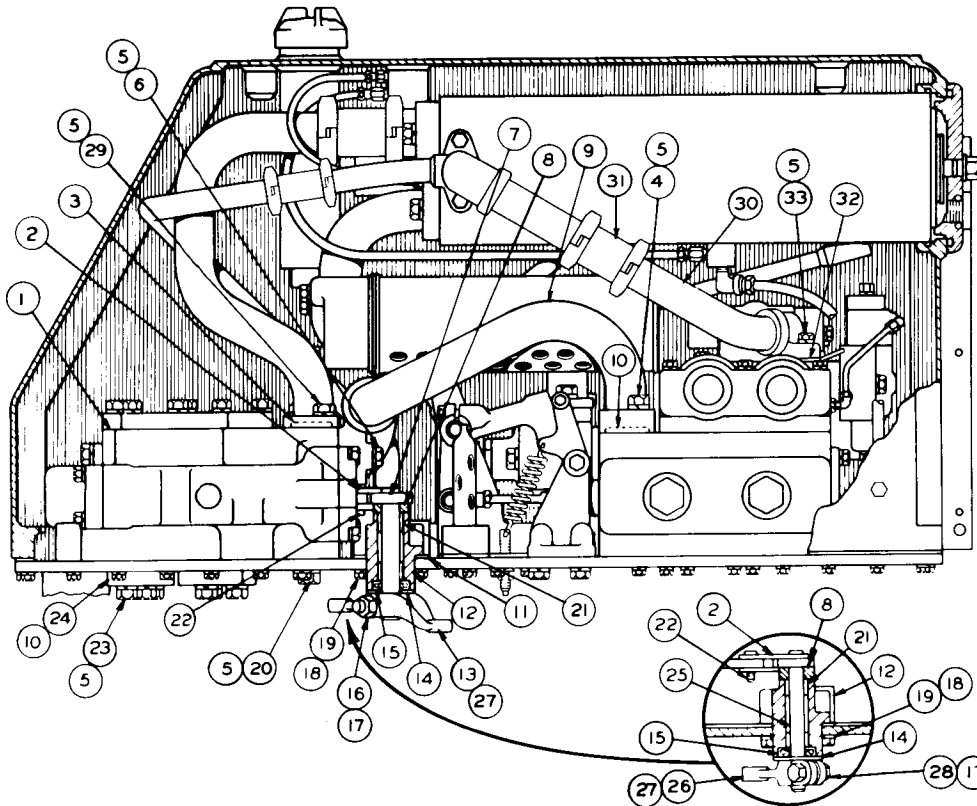
20	2S975	PIN-----	1
20	3B4607	COTTER PIN-----	1
21	5J7546	ROD-----	1
22	1J8489	END-----	1
23	6F612	NUT-----	1
24	5F7054	SEAL-----	1
25	5B9079	NUT-----	1
26	6F4855	SEAL-----	1
27	5J5933	ROD-----	1
27	7J6227	EYE SCREW-----	2
C 28	1D4717	NUT-----	2
C 28	5M2894	WASHER-----	2
29	6H962	SPRING-----	1
30	8S7803	RETAINER-----	2
31	5J7958	BODY GROUP-----	1
32	3D4603	PLUG-----	1
32	T320	BOLT-----	52
33	3B4507	LOCKWASHER-----	52
34	8J2333	PLATE-----	1
35	5J5234	GASKET-----	1
C 36	8J6775	SEAL-----	2

C INDICATES CHANGE

119221

5J5724 TANK AND VALVE GROUP—Part 4 of 5—Type 4
 AS VIEWED FROM FRONT OF MACHINE
 Part of 5K6269, 5K6275 and 5K6278 Hydraulic Arrangements
 listed on Page 153

5J5724 TANK AND VALVE GROUP—As Viewed from Right Hand Side of Machine—Part 5 of 5—Type 4
 Part of 5K6269, 5K6275 and 5K6278 Hydraulic Arrangements listed on Page 153
 5J7955 Valve parts are shown on Page 167



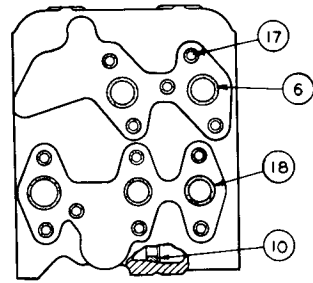
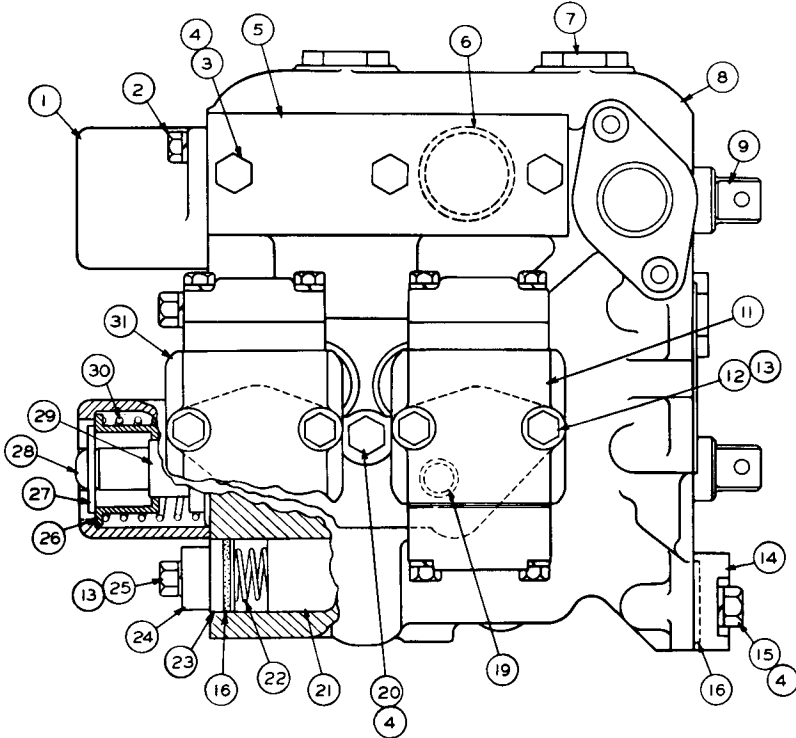
REF. NO.	PART NUMBER	DESCRIPTION	QTY
1	5J7955	VALVE GROUP----- (Separate Illustration)	1
2	4J7942	LINK-----	4
3	1H9696	SEAL-----	1
4	S1587	BOLT-----	2
5	3B4508	LOCKWASHER-----	16
6	9S1366	BOLT-----	2
7	5J5916	LEVER ASSEM.-----	1
8	2H5746	ADAPTER-----	2
9	5J5151	TUBE ASSEM.-----	1
10	4J522	SEAL-----	5
10	4J523	SEAL-----	5
11	4J8425	GASKET-----	2
12	8J7240	HOUSING-----	2
13	6J2449	LEVER-----	1
14	8B4037	WASHER-----	2
15	3J4407	SEAL-----	2
16	S1571	BOLT-----	1
17	1D4717	NUT-----	2
18	3B4506	LOCKWASHER-----	10
19	S1588	BOLT-----	8
20	7B3235	BOLT-----	2
21	7F7983	BEARING-----	4
21	5F9199	PIN-----	4
22	8S7803	RETAINER-----	4
23	7H3912	BUSHING-----	2
23	1A1460	BOLT-----	8
24	3K2759	COVER-----	4
25	5J5823	LEVER ASSEM.-----	1
26	3J532	LEVER-----	1
27	1B8706	KEY-----	2
28	S1590	BOLT-----	1
29	S1585	BOLT-----	2
30	7J3570	TUBE ASSEM.-----	1
31	7S8062	JOINT-----	1
32	7J3573	GASKET-----	1
33	2B2006	BOLT-----	2

C INDICATES CHANGE

119222

ATTACHMENTS

165R



REAR VIEW

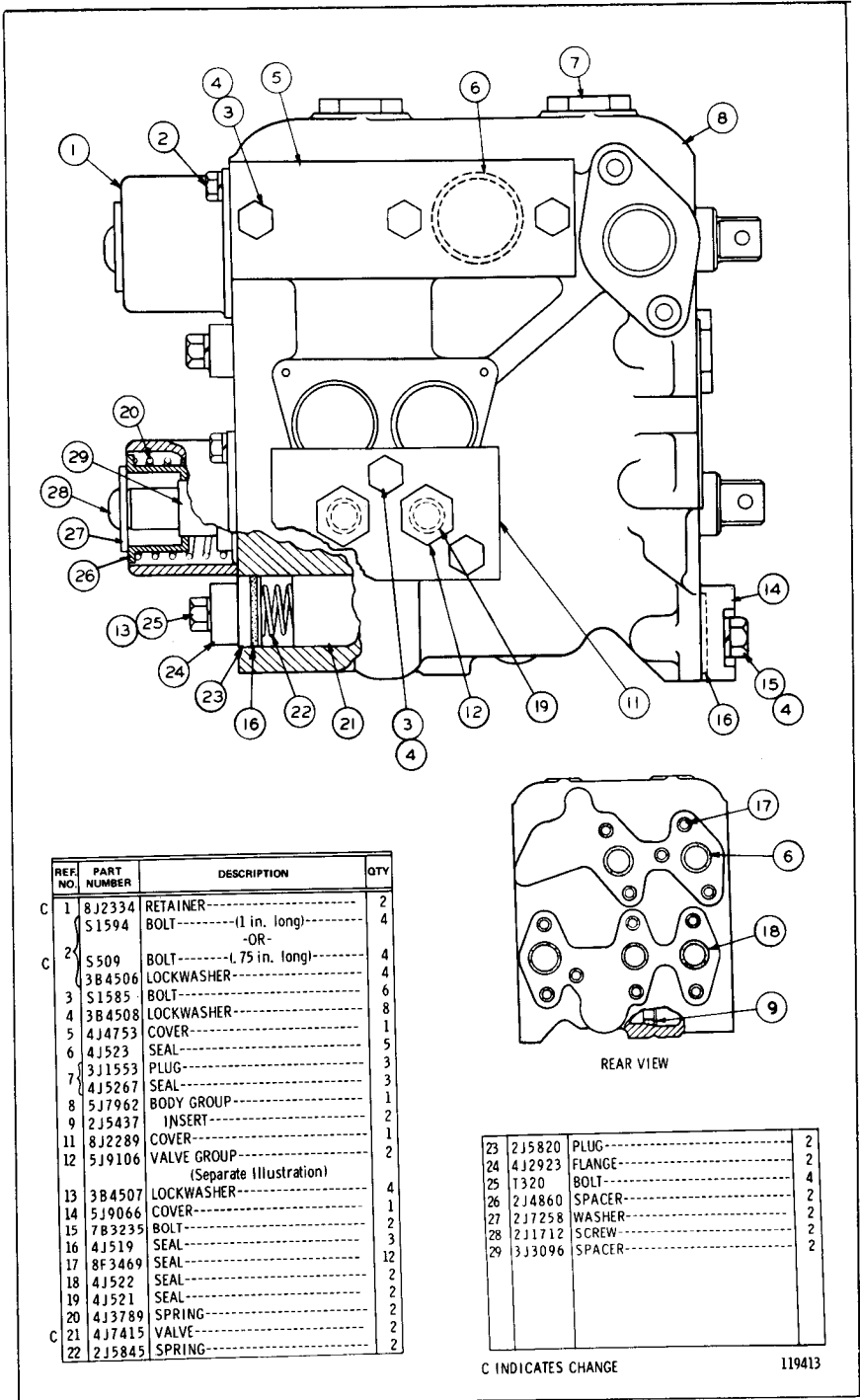
REF. NO.	PART NUMBER	DESCRIPTION	QTY
1	2J5435	RETAINER-----	2
	51594	BOLT-----	4
2	3B4506	LOCKWASHER-----	4
3	51585	BOLT-----	3
4	3B4508	LOCKWASHER-----	8
5	4J4753	COVER-----	1
6	4J523	SEAL-----	5
7	3J1553	PLUG-----	3
	4J5267	SEAL-----	3
	5J7962	BODY GROUP-----	1
8	Not Serv	Consisting of: BODY ASSEM.-----	1
9	Not Serv	STEM-----	2
10	2J5437	INSERT-----	2
11	5J9773	MANIFOLD-----	1
12	1D4707	BOLT-----	4
13	3B4507	LOCKWASHER-----	8
14	5J9066	COVER-----	1
15	7B3235	BOLT-----	2
16	4J519	SEAL-----	3
17	8F3469	SEAL-----	12
18	4J522	SEAL-----	2
19	4J521	SEAL-----	2
20	2B947	BOLT-----	3
21	2J5436	VALVE-----	2
22	2J5845	SPRING-----	2

23	2J5820	PLUG-----	2
24	4J2923	FLANGE-----	2
25	1320	BOLT-----	4
26	2J4860	SPACER-----	2
27	2J7258	WASHER-----	2
28	2J1712	SCREW-----	2
29	3J3096	SPACER-----	2
30	4J3789	SPRING-----	2
31	6J7184	VALVE GROUP-----	2

(See Separate Illustration)

131806

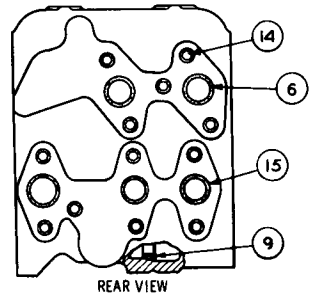
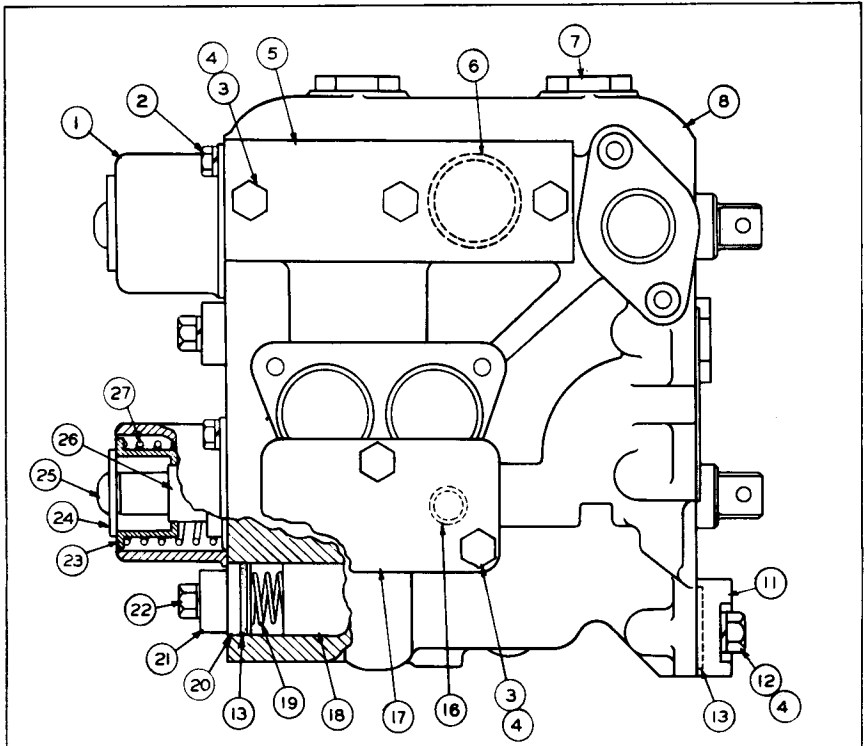
5J7963 CONTROL VALVE GROUP—Type 1
 Part of 5J5726 Tank and Valve and 5J5725 Conversion Group
 shown on Pages 160, 160E, 160K, 160Q and 183
 6J7184 Valve parts are shown on Page 168



C INDICATES CHANGE

119413

5J7963 CONTROL VALVE GROUP—Type 2
 Part of 5J5726 Tank and Valve and 5J5725 Conversion Group shown
 on Pages 160, 160E, 160K, 160Q and 183
 5J9106 Valve parts are shown on Page 168



REAR VIEW

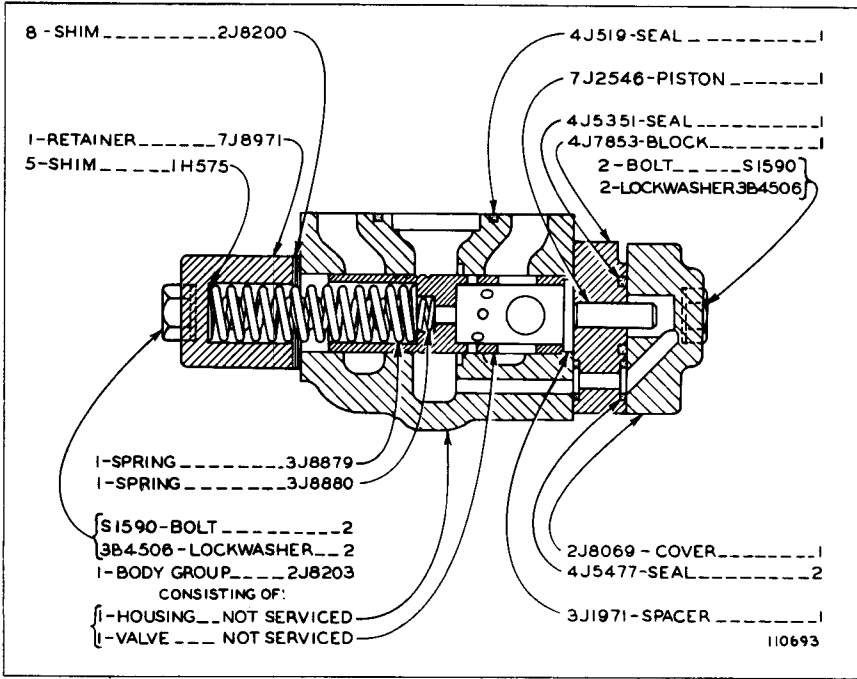
REF. NO.	PART NUMBER	DESCRIPTION	QTY
C 1	8J2334	RETAINER-----	2
	S1594	BOLT----- (1 in. long) -----OR-----	4
C 2	S509	BOLT----- (.75 in. long)	4
	3B4506	LOCKWASHER-----	4
3	S1585	BOLT-----	6
4	3B4508	LOCKWASHER-----	8
5	4J4753	COVER-----	1
6	4J523	SEAL-----	5
	3J1553	PLUG-----	3
7	4J5267	SEAL-----	3
8	5J7962	BODY GROUP-----	1
9	2J5437	INSERT-----	2
11	5J9066	COVER-----	1
12	7B3235	BOLT-----	2
13	4J519	SEAL-----	3
14	8F3469	SEAL-----	12
15	4J522	SEAL-----	2
16	4J521	SEAL-----	2
17	5J5161	COVER-----	1
C 18	4J7415	VALVE-----	2
19	2J5845	SPRING-----	2
20	2J5820	PLUG-----	2

21	4J2923	FLANGE-----	2
	T320	BOLT-----	4
22	3B4507	LOCKWASHER-----	4
23	2J4860	SPACER-----	2
24	2J7258	WASHER-----	2
25	2J1712	SCREW-----	2
26	3J3096	SPACER-----	2
27	4J3789	SPRING-----	2

C INDICATES CHANGE

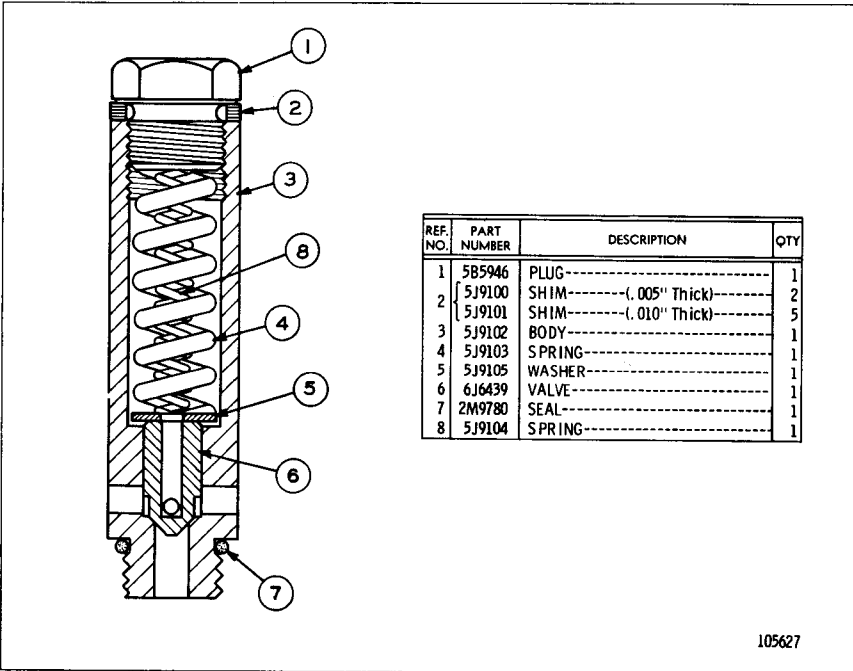
119412

5J7955 CONTROL VALVE GROUP
 PART OF 5J5724 TANK & VALVE GROUP AND 5J5723 CONVERSION GROUP
 SHOWN ON PAGES 165 AND 182



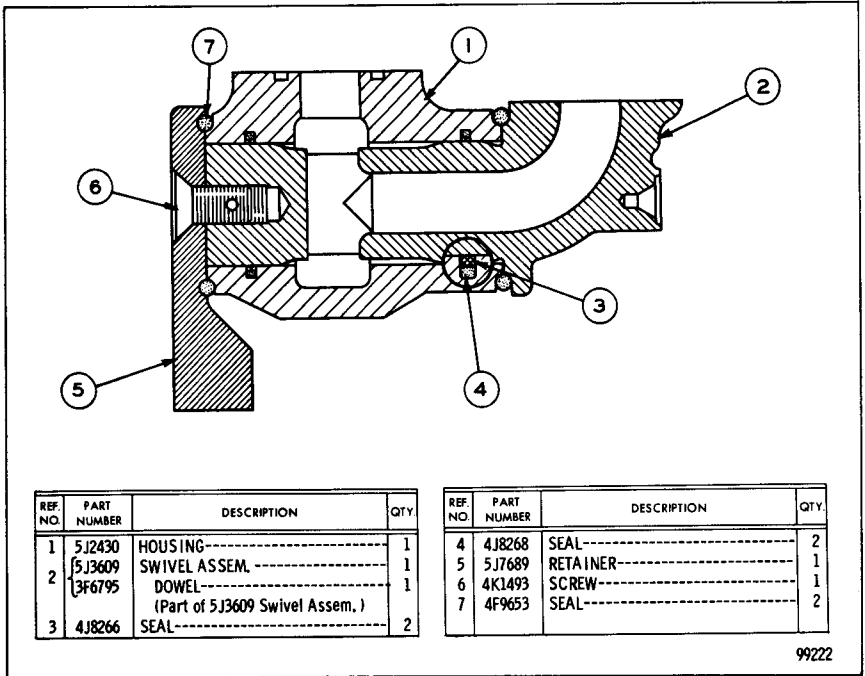
6J7184 TILT RELIEF VALVE GROUP

Part of 5J7963 Control Valve and 5J7949 Conversion Group
shown on Pages 166 and 184

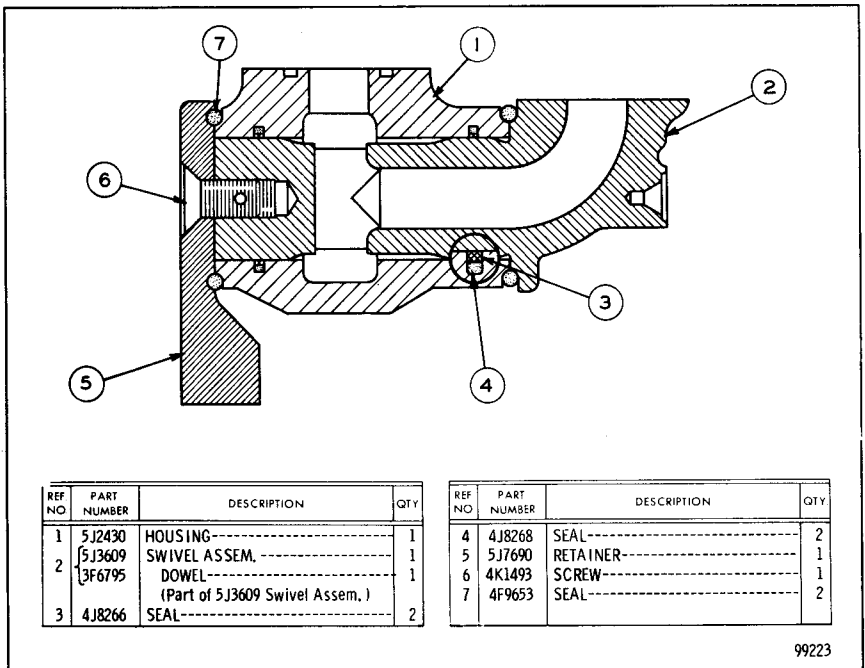


5J9106 TILT RELIEF VALVE GROUP

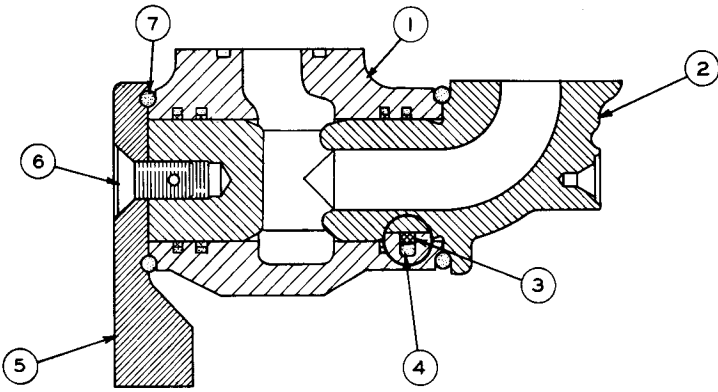
Part of 5J7963 Control Valve Group shown on Page 166A



5J7691 SWIVEL JOINT GROUP—R.H.—Type 1
Part of 5K6270 Hydraulic Lines Group shown on Page 170



5J7692 SWIVEL JOINT GROUP—L.H.—Type 1
Part of 5K6270 Hydraulic Lines Group shown on Page 170A

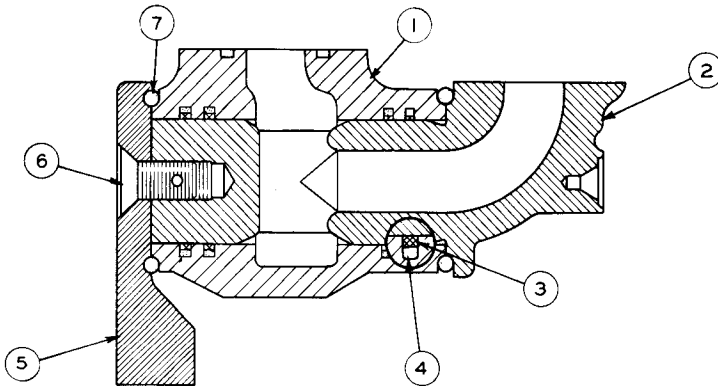


REF. NO.	PART NUMBER	DESCRIPTION	QTY
1	7J5171	HOUSING-----	1
2	7J5168	SWIVEL ASSEM.-----	1
	3F6795	DOWEL-----	1
(Part of 7J5168 Assem.)			

3	4J8266	SEAL-----	4
4	4J8268	SEAL-----	4
5	5J7689	RETAINER-----	1
6	4K1493	SCREW-----	1
7	4F9653	SEAL-----	2

131549

5J7691 SWIVEL JOINT GROUP—R.H.—Type 2
Part of 5K6270 Hydraulic Lines Group shown on Page 170B



REF. NO.	PART NUMBER	DESCRIPTION	QTY
1	7J5171	HOUSING-----	1
2	7J5168	SWIVEL ASSEM.-----	1
	3F6795	DOWEL-----	1
(Part of 7J5168 Assem.)			

3	4J8266	SEAL-----	4
4	4J8268	SEAL-----	4
5	5J7690	RETAINER-----	1
6	4K1493	SCREW-----	1
7	4F9653	SEAL-----	2

131550

5J7692 SWIVEL JOINT GROUP—L.H.—Type 2
Part of 5K6270 Hydraulic Lines Group shown on Page 171

C INDICATES CHANGE

REF. NO.	PART NUMBER	DESCRIPTION	QTY
1	7J5171	HOUSING-----	1
2	8J2655	SWIVEL ASSEM.-----	1
	3F6795	DOWEL-----	1

3	4J8266	SEAL-----	4
4	4J8268	SEAL-----	4
5	5J7689	RETAINER-----	1
6	4K1493	SCREW-----	1
7	4F9653	SEAL-----	2
8	9S8006	PLUG-----	1
	2M9780	SEAL-----	1

113876

5J7691 SWIVEL JOINT GROUP—R.H.—Type 3
 Part of 5K6270 Hydraulic Lines Group shown on Page 170B

C INDICATES CHANGE

REF. NO.	PART NUMBER	DESCRIPTION	QTY
1	7J5171	HOUSING-----	1
2	8J2655	SWIVEL ASSEM.-----	1
	3F6795	DOWEL-----	1

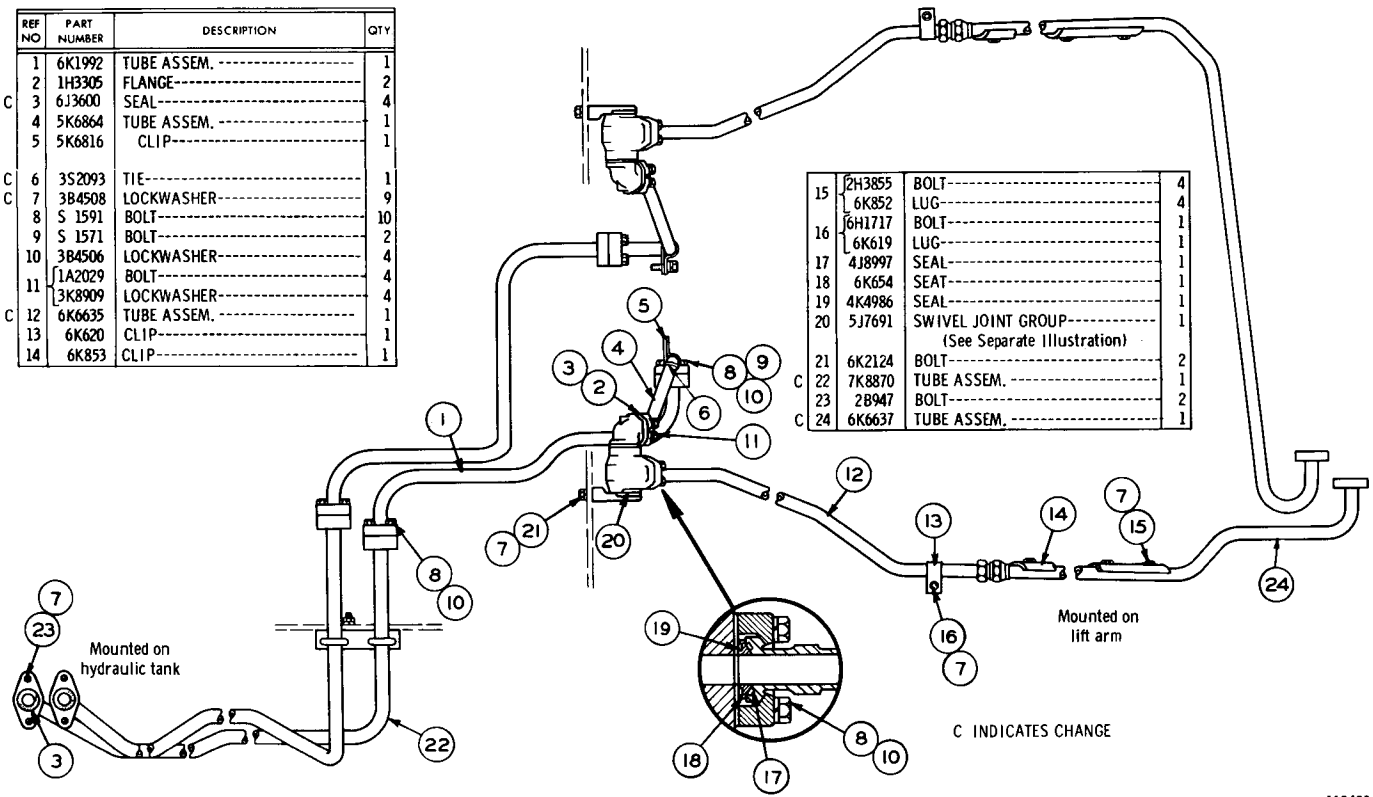
3	4J8266	SEAL-----	4
4	4J8268	SEAL-----	4
5	5J7689	RETAINER-----	1
6	4K1493	SCREW-----	1
7	4F9653	SEAL-----	2
8	9S8006	PLUG-----	1
	2M9780	SEAL-----	1

113877

5J7692 SWIVEL JOINT GROUP—L.H.—Type 3
 Part of 5K6270 Hydraulic Lines Group shown on Page 171

REF NO	PART NUMBER	DESCRIPTION	QTY
1	6K1992	TUBE ASSEM. -----	1
2	1H3305	FLANGE-----	2
C 3	6J3600	SEAL-----	4
4	5K6864	TUBE ASSEM. -----	1
5	5K6816	CLIP-----	1
C 6	3S2093	TIE-----	1
C 7	3B4508	LOCKWASHER-----	9
8	S 1591	BOLT-----	10
9	S 1571	BOLT-----	2
10	3B4506	LOCKWASHER-----	4
11	1A2029	BOLT-----	4
11	3K8909	LOCKWASHER-----	4
C 12	6K6635	TUBE ASSEM. -----	1
13	6K620	CLIP-----	1
14	6K853	CLIP-----	1

15	2H3855	BOLT-----	4
	6K852	LUG-----	4
16	6H1717	BOLT-----	1
	6K619	LUG-----	1
17	4J8997	SEAL-----	1
18	6K654	SEAL-----	1
19	4K4986	SEAL-----	1
20	5J7691	SWIVEL JOINT GROUP-----	1
(See Separate Illustration)			
21	6K2124	BOLT-----	2
22	7K8870	TUBE ASSEM. -----	1
23	2B947	BOLT-----	2
C 24	6K6637	TUBE ASSEM. -----	1

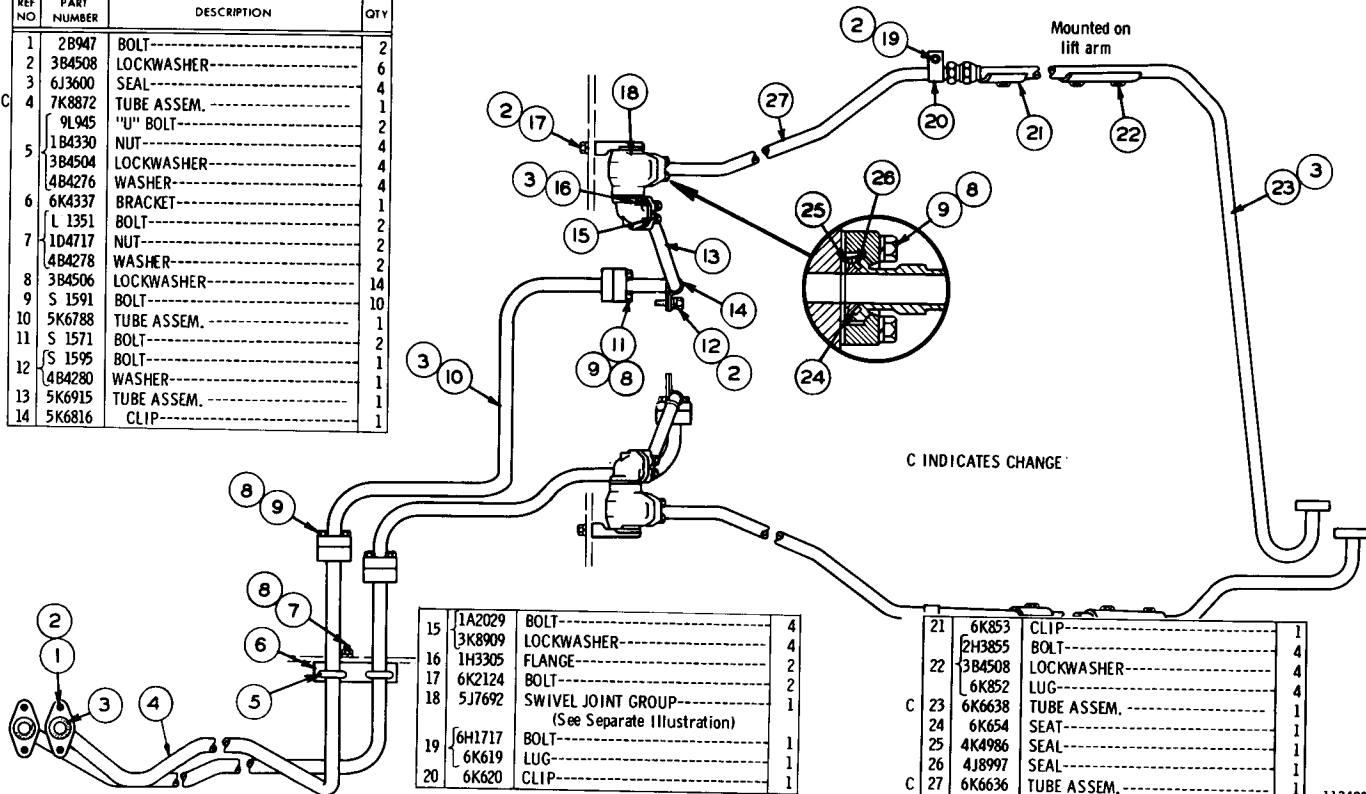


113488

5K6270 HYDRAULIC LINES GROUP—Top View—Part 1—Type 1
 Part of 5K6269, 5K6273, 5K6278, 5K6281 Hydraulic Arrangements and 5K9838, 5K9840, 5K9841, 5K9872, 5K9873 and 6K2484 Conversion Arrangements listed on Pages 153, 154 and 155
 5J7691 Joint parts are shown on Page 169

5K6270 HYDRAULIC LINES GROUP--Top View--Part 2--Type 1
 Part of 5K6269, 5K6273, 5K6278, 5K6281 Hydraulic Arrangements and 5K9838, 5K9840, 5K9841,
 5K9872, 5K9873 and 6K2484 Conversion Arrangements listed on Pages 153, 154 and 155
 5J7692 Joint parts are shown on Page 169

REF NO	PART NUMBER	DESCRIPTION	QTY
1	2B947	BOLT-----	2
2	3B4508	LOCKWASHER-----	6
3	6J3600	SEAL-----	4
4	7K8872	TUBE ASSEM.-----	1
C	9L945	"U" BOLT-----	2
5	1B4330	NUT-----	4
5	3B4504	LOCKWASHER-----	4
5	4B4276	WASHER-----	4
6	6K4337	BRACKET-----	1
L	1351	BOLT-----	2
7	1D4717	NUT-----	2
7	4B4278	WASHER-----	2
8	3B4506	LOCKWASHER-----	14
9	S 1591	BOLT-----	10
10	5K6788	TUBE ASSEM.-----	1
11	S 1571	BOLT-----	2
12	S 1595	BOLT-----	1
12	4B4280	WASHER-----	1
13	5K6915	TUBE ASSEM.-----	1
14	5K6816	CLIP-----	1



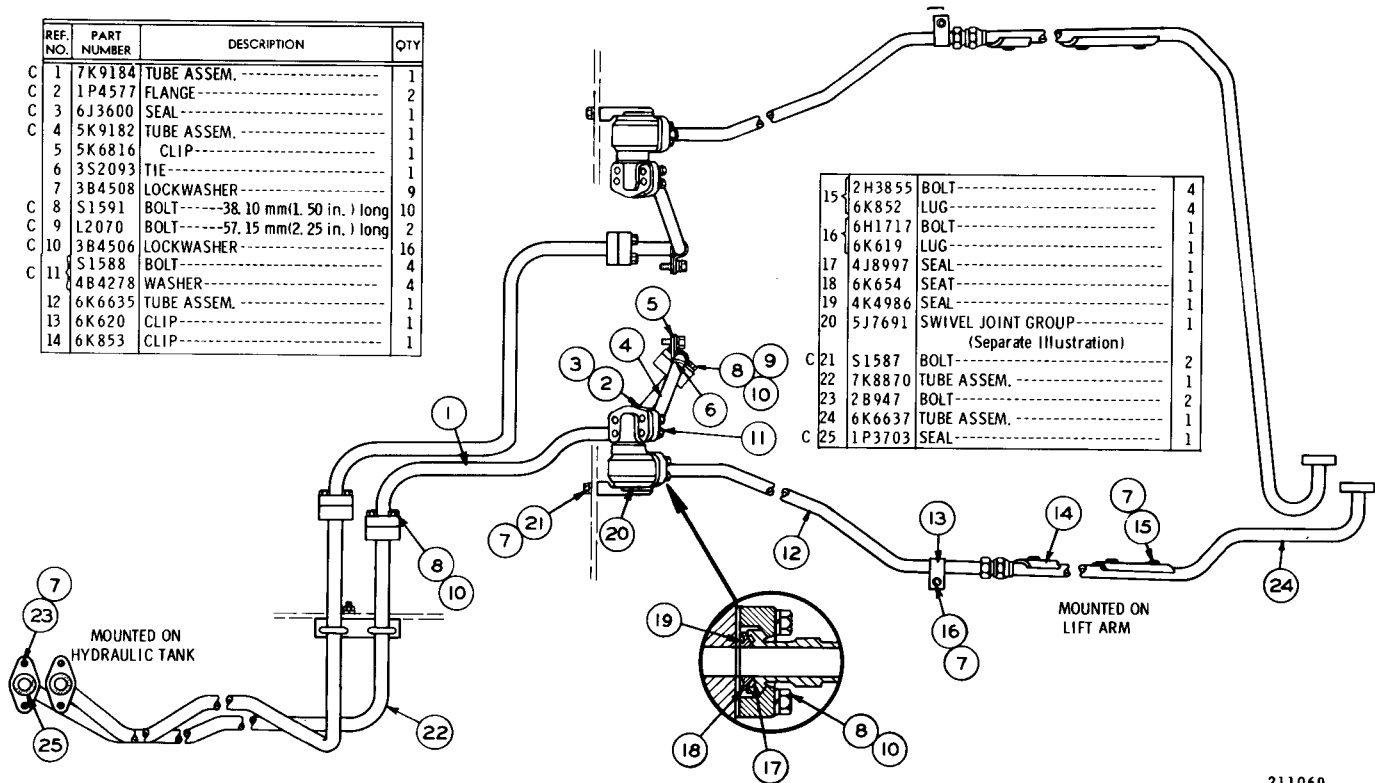
15	1A2029	BOLT-----	4
16	3K8909	LOCKWASHER-----	4
17	1H3305	FLANGE-----	2
17	6K2124	BOLT-----	2
18	5J7692	SWIVEL JOINT GROUP----- (See Separate Illustration)	1
19	6H1717	BOLT-----	1
19	6K619	LUG-----	1
20	6K620	CLIP-----	1

21	6K853	CLIP-----	1	
21	2H3855	BOLT-----	4	
22	3B4508	LOCKWASHER-----	4	
22	6K852	LUG-----	4	
C	23	6K6638	TUBE ASSEM.-----	1
24	6K654	SEAT-----	1	
25	4K4986	SEAL-----	1	
26	4J8997	SEAL-----	1	
C	27	6K6636	TUBE ASSEM.-----	1

113489

REF. NO.	PART NUMBER	DESCRIPTION	QTY
C 1	7K9184	TUBE ASSEM.	1
C 2	1P4577	FLANGE	2
C 3	6J3600	SEAL	1
C 4	5K9182	TUBE ASSEM.	1
5	5K6816	CLIP	1
6	3S2093	TIE	1
7	3B4508	LOCKWASHER	9
C 8	S1591	BOLT-----38.10 mm(L. 50 in.) long	10
C 9	L2070	BOLT-----57.15 mm(L. 2.25 in.) long	2
C 10	3B4506	LOCKWASHER	16
C 11	S1588	BOLT	4
C 11	4B4278	WASHER	4
12	6K6635	TUBE ASSEM.	1
13	6K620	CLIP	1
14	6K853	CLIP	1

15	2H3855	BOLT	4
	6K852	LUG	4
16	6H1717	BOLT	1
	6K619	LUG	1
17	4J8997	SEAL	1
18	6K654	SEAL	1
19	4K4986	SEAL	1
20	5J7691	SWIVEL JOINT GROUP (Separate Illustration)	1
C 21	S1587	BOLT	2
22	7K8870	TUBE ASSEM.	1
23	2B947	BOLT	2
24	6K6637	TUBE ASSEM.	1
C 25	1P3703	SEAL	1

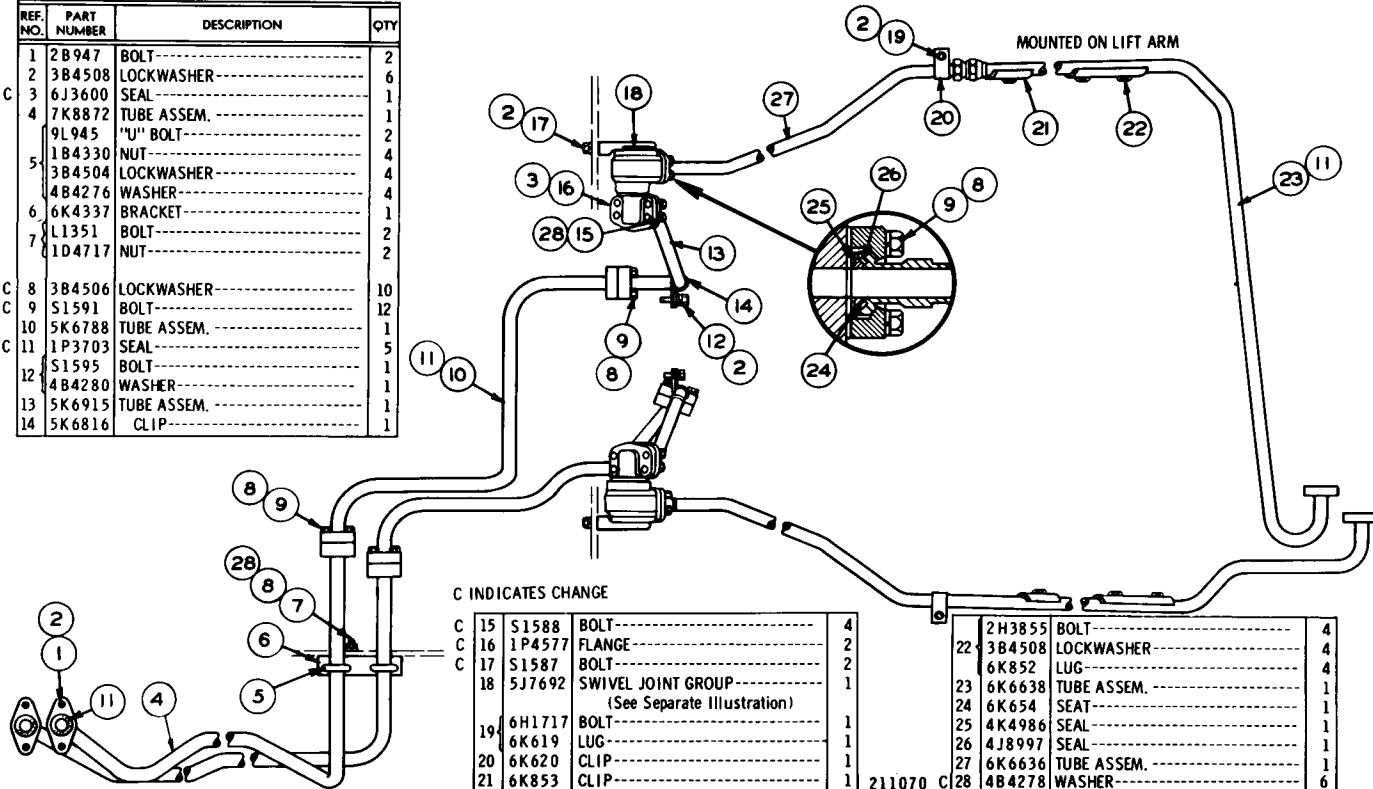


211069

5K6270 HYDRAULIC LINES GROUP—Top View—Part 1—Type 2
 Part of 5K6269, 5K6273, 5K6278, 5K6281 Hydraulic Arrangements and 5K9838, 5K9840, 5K9841, 5K9872, 5K9873 and 6K2484 Conversion Arrangements listed on Pages 153, 154 and 155
 5J7691 Joint parts are shown on Pages 169A and 169B

5K6270 HYDRAULIC LINES GROUP—Top View—Part 2—Type 2
 Part of 5K6269, 5K6273, 5K6278, 5K6281 Hydraulic Arrangements and 5K9838, 5K9840, 5K9872, 5K9873 and 6K2484 Conversion Arrangements listed on Pages 153, 154 and 155
 5J7692 Joint parts are shown on Pages 169A and 169B

REF. NO.	PART NUMBER	DESCRIPTION	QTY
1	2B947	BOLT	2
2	3B4508	LOCKWASHER	6
C 3	6J3600	SEAL	1
4	7K8872	TUBE ASSEM.	1
	9L945	"U" BOLT	2
5	1B4330	NUT	4
	3B4504	LOCKWASHER	4
	4B4276	WASHER	4
6	6K4337	BRACKET	1
7	L1351	BOLT	2
	1D4717	NUT	2
C 8	3B4506	LOCKWASHER	10
C 9	S1591	BOLT	12
10	5K6788	TUBE ASSEM.	1
C 11	1P3703	SEAL	5
	S1595	BOLT	1
12	4B4280	WASHER	1
13	5K6915	TUBE ASSEM.	1
14	5K6816	CLIP	1

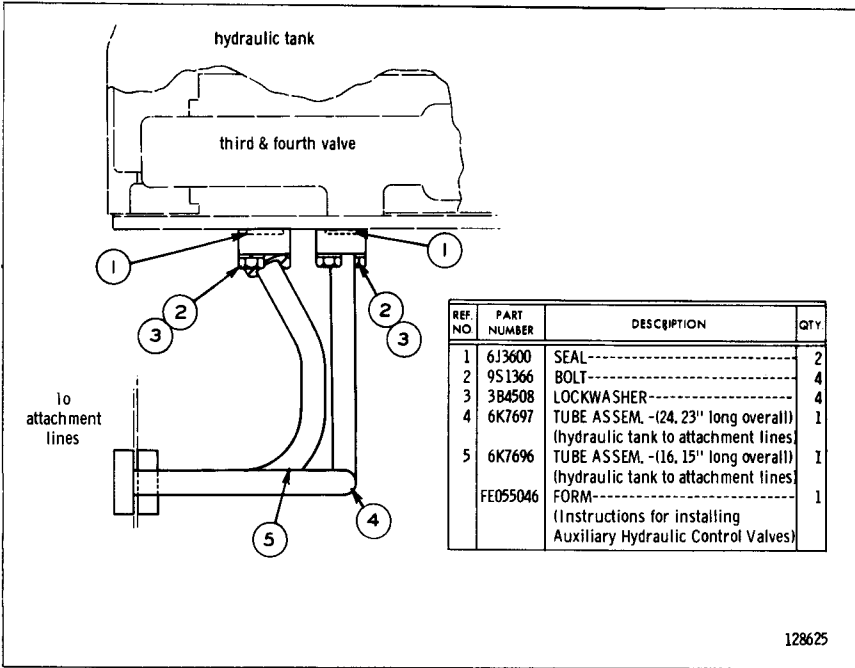


C INDICATES CHANGE

C 15	S1588	BOLT	4
C 16	1P4577	FLANGE	2
17	S1587	BOLT	2
18	5J7692	SWIVEL JOINT GROUP (See Separate Illustration)	1
19	6H1717	BOLT	1
	6K619	LUG	1
20	6K620	CLIP	1
21	6K853	CLIP	1

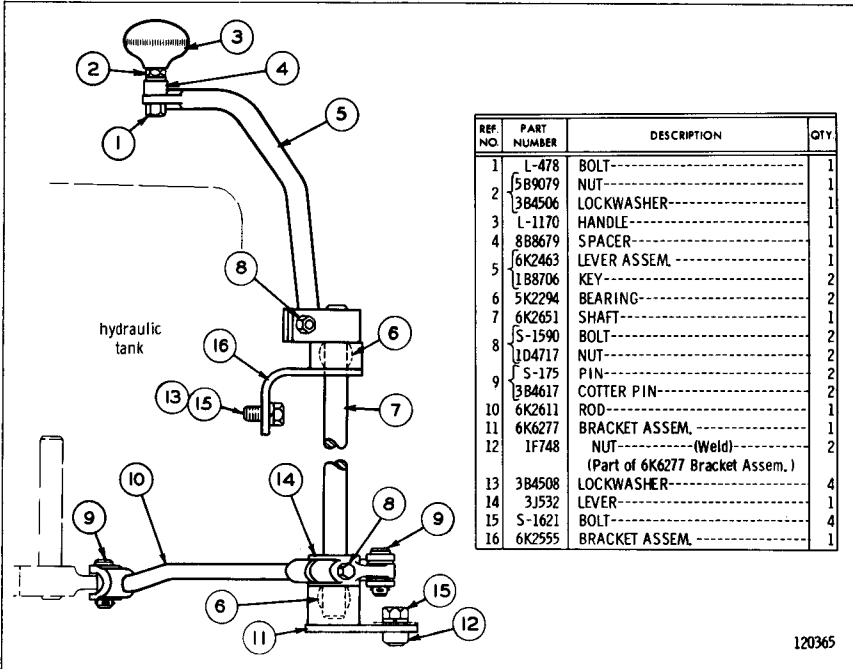
22	2H3855	BOLT	4
	3B4508	LOCKWASHER	4
	6K852	LUG	4
23	6K6638	TUBE ASSEM.	1
24	6K654	SEAT	1
25	4K4986	SEAL	1
26	4J8997	SEAL	1
27	6K6636	TUBE ASSEM.	1
28	4B4278	WASHER	6

211070 C



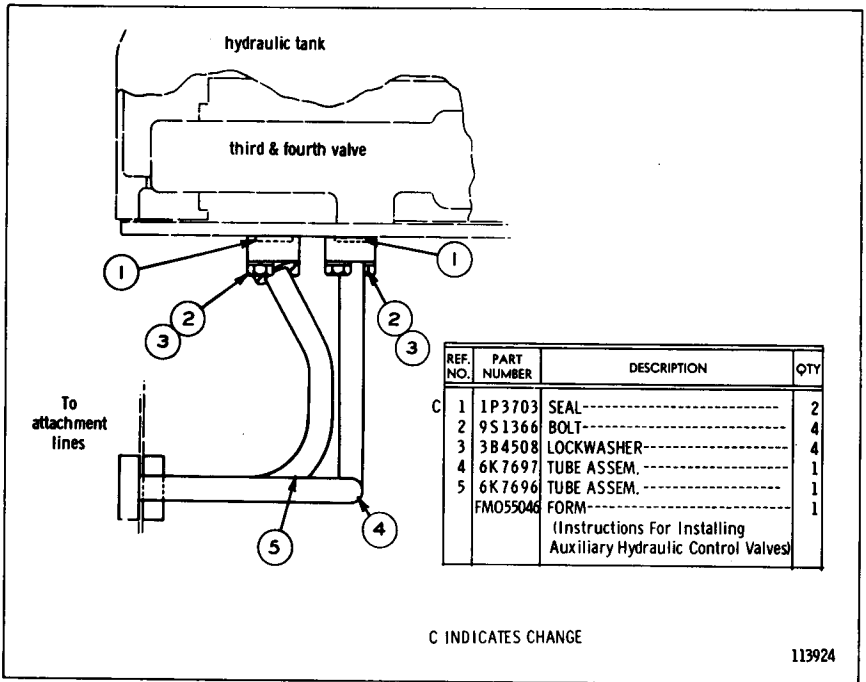
5K6280 HYDRAULIC LINES GROUP—Rear—Type 1

Part of 5K6275, 5K6278, 5K6281 Hydraulic Arrangements & 5K9839, 5K9872, 5K9873, 6K2483 & 6K2958 Conversion Arrangements listed on Pages 153, 154 and 155

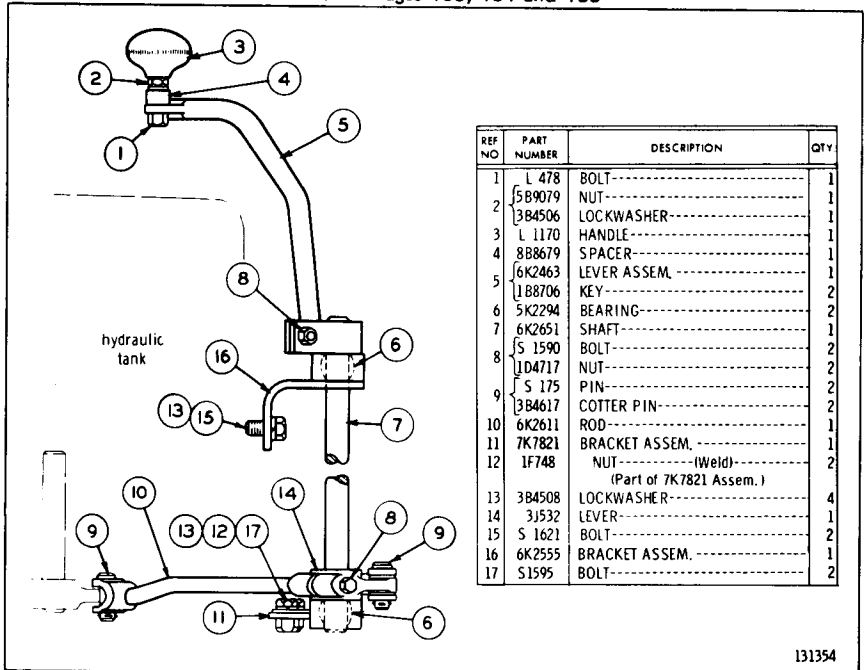


5K6276 HAND CONTROL GROUP—Type 1

Part of 5K6275 Hydraulic Arrangement & 5K9839, 6K2483 & 6K2958 Conversion Arrangements listed on Pages 153, 154 and 155



5K6280 HYDRAULIC LINES GROUP—Rear—Type 2
 Part of 5K6275, 5K6278, 5K6281 Hydraulic Arrangements
 and 5K9839, 5K9872, 5K9873, 6K2483 and 6K2958 Conversion Arrangements
 listed on Pages 153, 154 and 155



5K6276 HAND CONTROL GROUP—Type 2
 Part of 5K6275 Hydraulic Arrangement and 5K9839, 6K2483 and 6K2958
 Conversion Arrangements listed on Pages 153, 154 and 155

REF. NO.	PART NUMBER	DESCRIPTION	QTY
1	2P7991	GUARD ASSEM.	1
	3S3928	GUARD.....	1
2	1P3703	SEAL.....	2
3	9S1366	BOLT.....	4
	3B4508	LOCKWASHER.....	4

4	2P7605	TUBE ASSEM.	1
5	2P8037	TUBE ASSEM.	1
	FMO55046	FORM.....	1
(Instructions for Installing Auxiliary Hydraulic Control Valves)			

C INDICATES CHANGE

144545

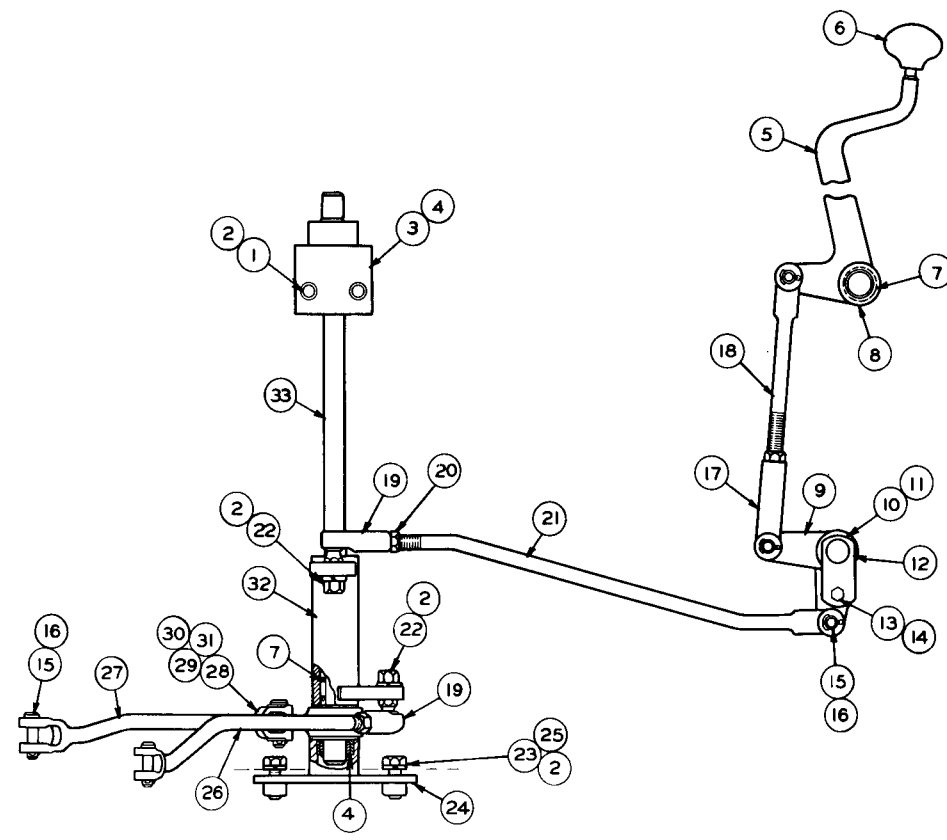
2P7607 REAR HYDRAULIC LINES GROUP
 Part of 9K4118 Hydraulic Arrangement and 2P8034 Field Conversion
 Arrangement listed on Pages 152A and 155B

REF. NO.	PART NUMBER	DESCRIPTION	QTY
1	L478	BOLT	1
2	5B9079	NUT.....	1
	3B4506	LOCKWASHER.....	1
3	L1170	HANDLE.....	1
4	8B8679	SPACER.....	1
	6K2463	LEVER ASSEM.	1
5	1B8706	KEY.....	2
6	5K2294	BEARING.....	2
	6K2651	SHAFT.....	1
	S1590	BOLT.....	1
8	1D4717	NUT.....	1
	S175	PIN.....	2
9	3B4617	COTTER PIN.....	2
10	6K2611	ROD.....	1
11	7K7821	BRACKET ASSEM.	1
12	1F748	NUT..... (Weld).....	2
13	3B4508	LOCKWASHER.....	4
14	9K1106	LEVER.....	1
15	S1621	BOLT.....	2
16	6K2555	BRACKET ASSEM.	2
17	S1595	BOLT.....	2
18	S1591	BOLT.....	1

C INDICATES CHANGE

146404

5K6276 HAND CONTROL GROUP—Type 3
 Part of 5K6275 Hydraulic Arrangement and 5K9839, 6K2483 and 6K2958
 Conversion Arrangements listed on Pages 153, 154 and 155

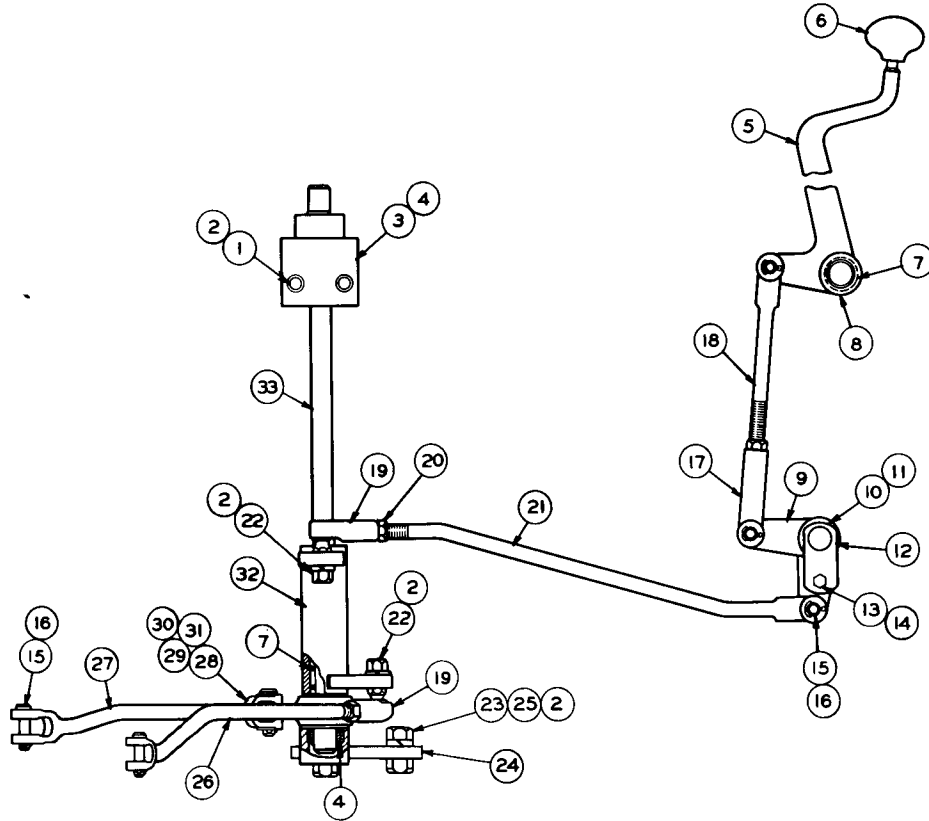


REF NO.	PART NUMBER	DESCRIPTION	QTY
1	S 1621	BOLT-----	2
2	3B4508	LOCKWASHER-----	6
3	6K2555	BRACKET ASSEM.-----	1
4	5K2294	BEARING-----	2
5	7K1383	LEVER-----	1
6	L 1170	HANDLE-----	1
7	6K647	BEARING-----	6
8	IL3046	WASHER-----	8
9	6K6655	BELLCRANK ASSEM.-----	1
10	6F3890	SPACER-----	1
11	6K1841	SPACER-----	1
12	6K1267	SHAFT ASSEM.-----	1
13	S 509	BOLT-----	1
14	3B4506	LOCKWASHER-----	1
15	S 175	PIN-----	6
16	3B4617	COTTER PIN-----	6
17	6F7010	END-----	1
18	7B9309	ROD-----	1
19	6K4442	BALLJOINT ASSEM.-----	2
20	1B4430	NUT-----	3
21	6K2612	ROD-----	1
22	1B4205	NUT-----	2
23	S 1621	BOLT-----	2
24	6K6277	BRACKET ASSEM.-----	1
25	1F748	NUT----- (Part of 6K6277 Bracket Assem.)	2
26	6K2611	ROD-----	1
27	6K2897	ROD-----	1
28	3J532	LEVER-----	1
29	1B8706	KEY-----	1
30	S 1590	BOLT-----	1
31	1D4717	NUT-----	1
32	6K2647	BELLCRANK ASSEM.-----	1
33	6K2651	SHAFT-----	1

108234

5K6271 HAND CONTROL GROUP—Type 1
 Part of 5K6269, 5K6273 Hydraulic Arrangements and 5K9838, 5K9840, 5K9841 and
 6K2484 Conversion Arrangements listed on Pages 153, 154 and 155

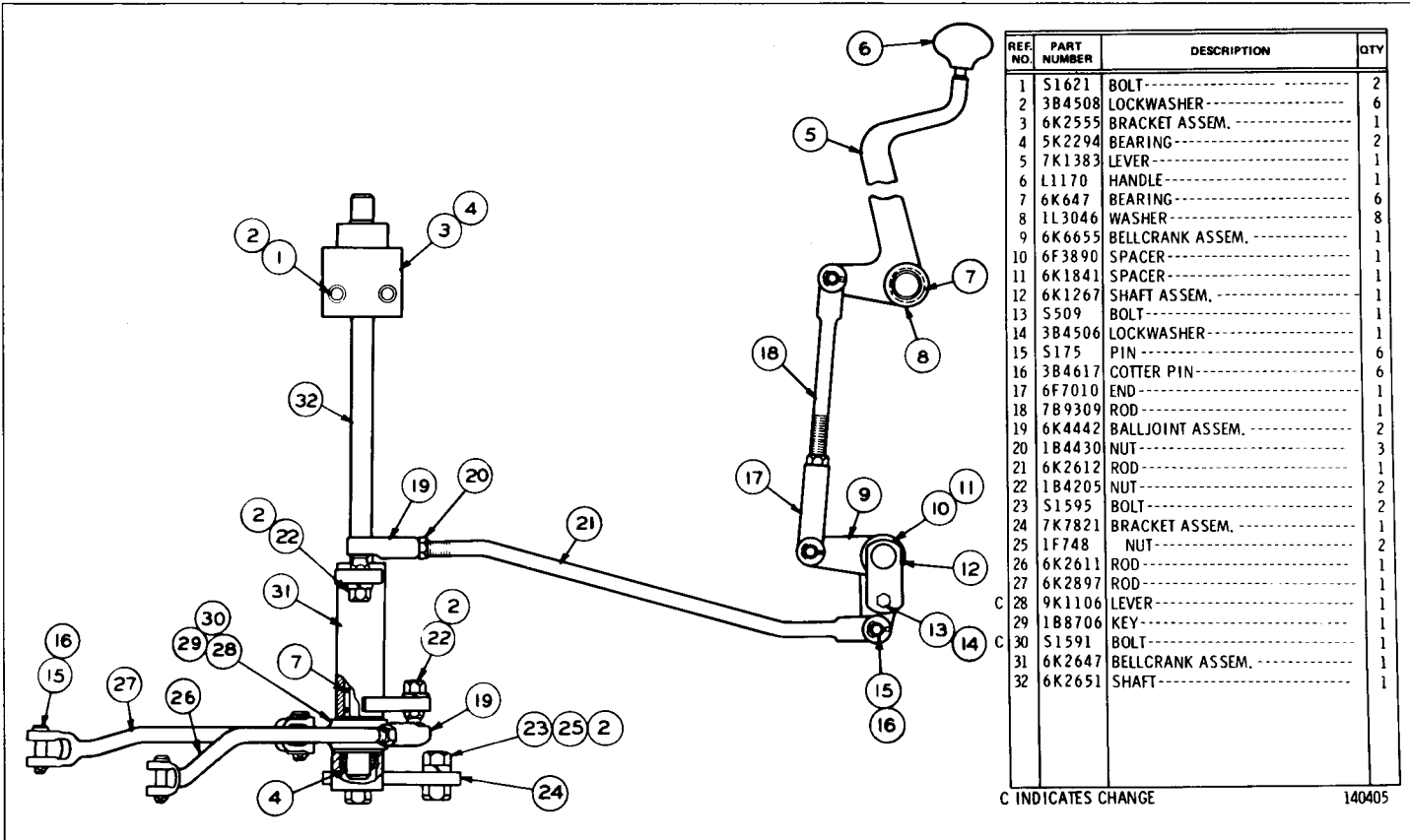
5K6271 HAND CONTROL GROUP—Type 2
 Part of 5K6269, 5K6273 Hydraulic Arrangements and 5K9838, 5K9840, 5K9841 and 6K2484 Conversion
 Arrangements listed on Pages 153, 154 and 155



REF NO	PART NUMBER	DESCRIPTION	QTY
1	S 1621	BOLT-----	2
2	3B4508	LOCKWASHER-----	6
3	6K2555	BRACKET ASSEM.-----	1
4	5K2294	BEARING-----	2
5	7K1383	LEVER-----	1
6	L 1170	HANDLE-----	1
7	6K647	BEARING-----	6
8	1L3046	WASHER-----	8
9	6K6655	BELLCRANK ASSEM.-----	1
10	6F3890	SPACER-----	1
11	6K1841	SPACER-----	1
12	6K1267	SHAFT ASSEM.-----	1
13	S 509	BOLT-----	1
14	3B4506	LOCKWASHER-----	1
15	S 175	PIN-----	6
16	3B4617	COTTER PIN-----	6
17	6F7010	END-----	1
18	7B9309	ROD-----	1
19	6K4442	BALLJOINT ASSEM.-----	2
20	1B4430	NUT-----	3
21	6K2612	ROD-----	1
22	1B4205	NUT-----	2
23	S1595	BOLT-----	2
24	7K7821	BRACKET ASSEM.-----	1
25	1F748	NUT----- (Part of 7K7821 Bracket Assem.)	2
26	6K2611	ROD-----	1
27	6K2897	ROD-----	1
28	3J532	LEVER-----	1
29	1B8706	KEY-----	1
30	S 1590	BOLT-----	1
31	1D4717	NUT-----	1
32	6K2647	BELLCRANK ASSEM.-----	1
33	6K2651	SHAFT-----	1

13133

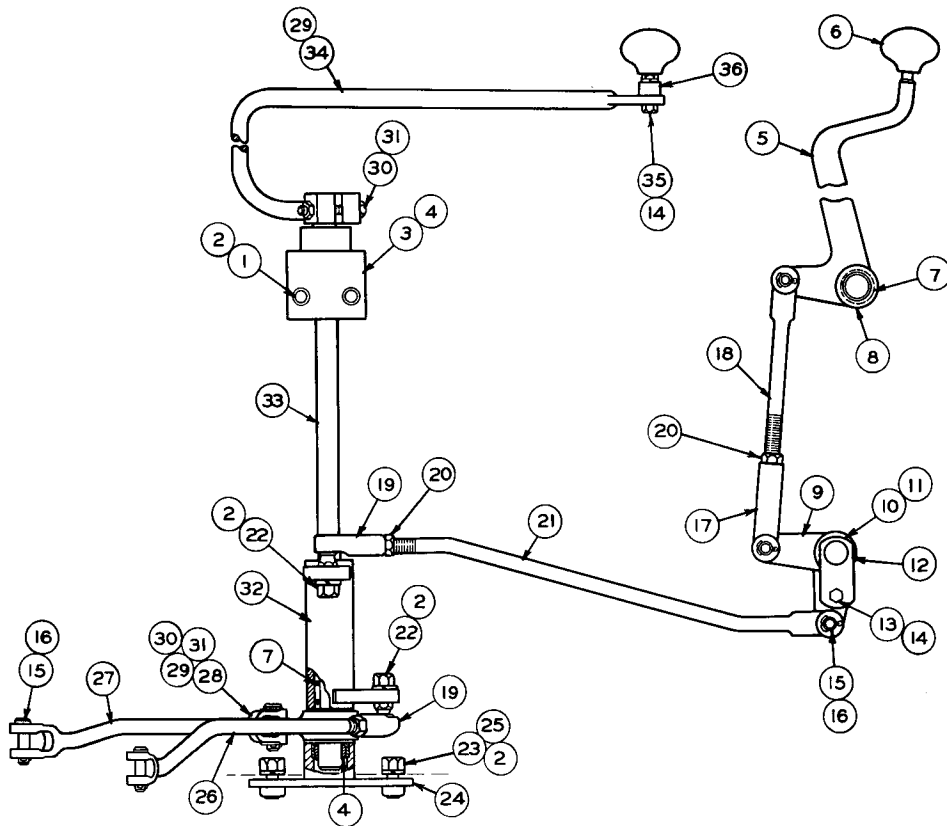
5K6271 HAND CONTROL GROUP—Type 3
 Part of 5K6269, 5K6273 Hydraulic Arrangements and 5K9838, 5K9840, 5K9841 and 6K2484 Conversion
 Arrangements listed on Pages 153, 154 and 155



REF. NO.	PART NUMBER	DESCRIPTION	QTY
1	51621	BOLT-----	2
2	3B4508	LOCKWASHER-----	6
3	6K2555	BRACKET ASSEM.-----	1
4	5K2294	BEARING-----	2
5	7K1383	LEVER-----	1
6	L1170	HANDLE-----	1
7	6K647	BEARING-----	6
8	1L3046	WASHER-----	8
9	6K6655	BELLCRANK ASSEM.-----	1
10	6F3890	SPACER-----	1
11	6K1841	SPACER-----	1
12	6K1267	SHAFT ASSEM.-----	1
13	5509	BOLT-----	1
14	3B4506	LOCKWASHER-----	1
15	S175	PIN-----	6
16	3B4617	COTTER PIN-----	6
17	6F7010	END-----	1
18	7B9309	ROD-----	1
19	6K4442	BALLJOINT ASSEM.-----	2
20	1B4430	NUT-----	3
21	6K2612	ROD-----	1
22	1B4205	NUT-----	2
23	S1595	BOLT-----	2
24	7K7821	BRACKET ASSEM.-----	1
25	1F748	NUT-----	2
26	6K2611	ROD-----	1
27	6K2897	ROD-----	1
28	9K1106	LEVER-----	1
29	1B8706	KEY-----	1
30	S1591	BOLT-----	1
31	6K2647	BELLCRANK ASSEM.-----	1
32	6K2651	SHAFT-----	1

C INDICATES CHANGE

140405



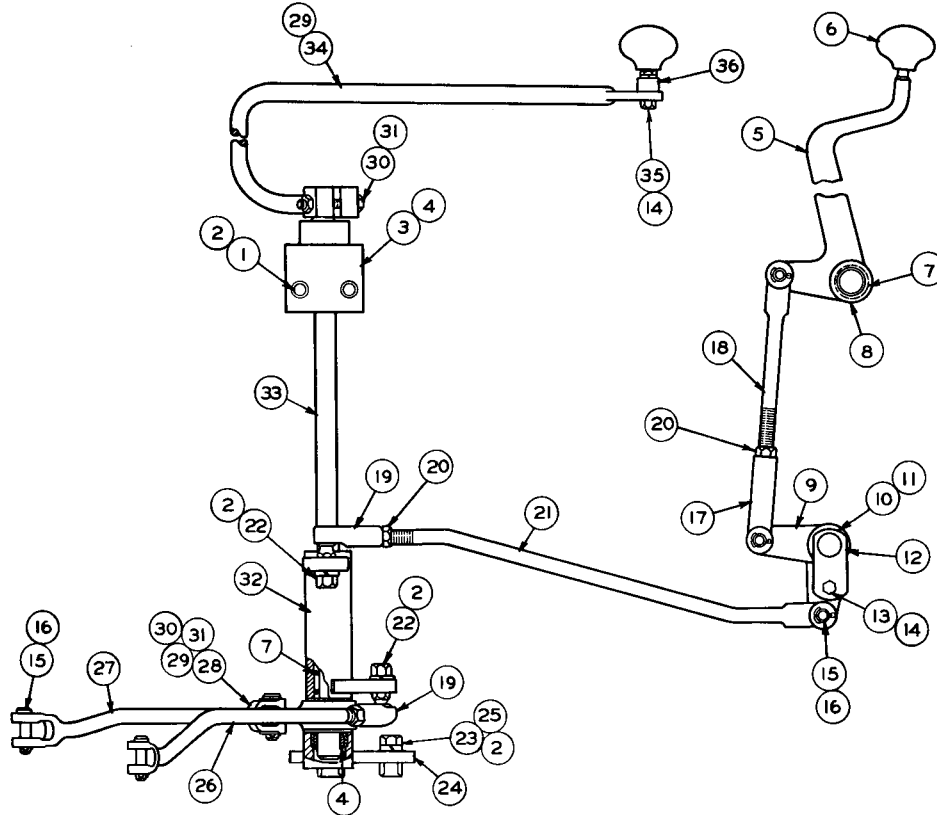
REF. NO.	PART NUMBER	DESCRIPTION	QTY.
1	S 1621	BOLT-----	2
2	3B4508	LOCKWASHER-----	6
3	6K2555	BRACKET ASSEM.-----	1
4	5K2294	BEARING-----	2
5	7K1383	LEVER-----	1
6	L 1170	HANDLE-----	2
7	6K647	BEARING-----	6
8	1L3046	WASHER-----	8
9	6K6655	BELLCRANK ASSEM.-----	1
10	6F3890	SPACER-----(.50" Long)-----	1
11	6K1841	SPACER-----(.2.75" Long)-----	1
12	6K1267	SHAFT ASSEM.-----	1
13	S 509	BOLT-----	1
14	3B4506	LOCKWASHER-----	2
15	S 175	PIN-----	6
16	3B4617	COTTER PIN-----	6
17	6F7010	END-----	1
18	7B9309	ROD-----	1
19	6K4442	BALLJOINT ASSEM.-----	2
20	1B4430	NUT-----	3
21	6K2612	ROD-----	1
22	1B4205	NUT-----	2
23	S 1621	BOLT-----	2
24	6K6277	BRACKET ASSEM.-----	1
25	1F748	NUT----- (Weld) (Part of 6K6277 Bracket Assem.)	2
26	6K2897	ROD-----	1
27	6K2611	ROD-----	1
28	3J532	LEVER-----	1
29	1B8706	KEY-----	2
30	S 1590	BOLT-----	2
31	1D4717	NUT-----	2
32	6K2647	BELLCRANK ASSEM.-----	1
33	6K2651	SHAFT-----	1
34	6K2463	LEVER ASSEM.-----	1
35	L 478	BOLT-----	1
	5B9079	NUT-----	1
36	8B8679	SPACER-----	1

128626

6K2500 HAND CONTROL GROUP

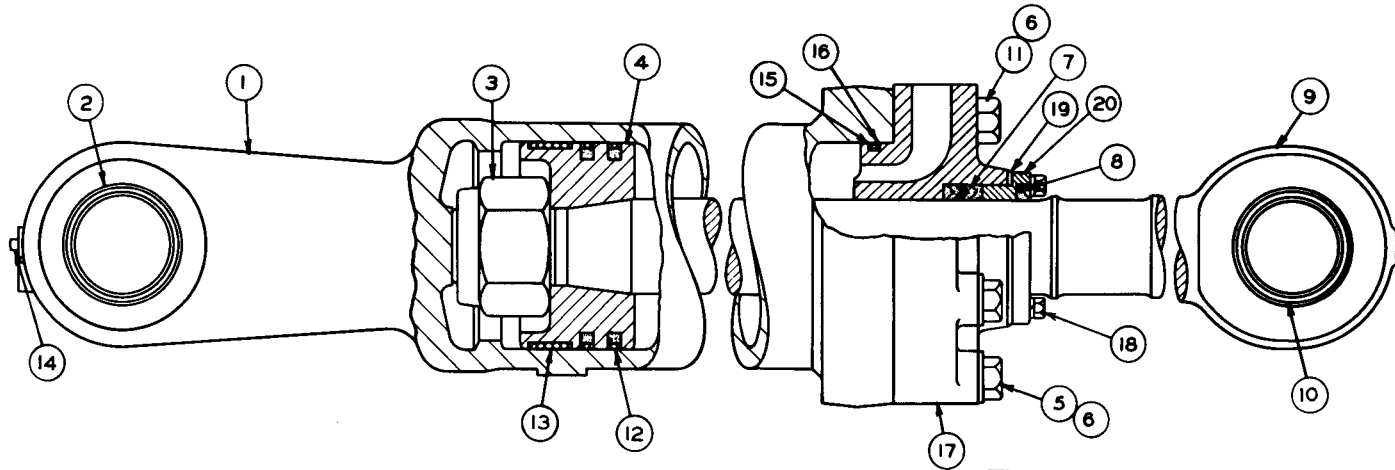
Part of 5K6278, 5K6281 Hydraulic Arrangements & 5K9872, 5K9873 Conversion Arrangements listed on Pages 153, 154 & 155

6K2500 HAND CONTROL GROUP—Type 2
Part of 5K6278, 5K6281 Hydraulic Arrangements and 5K9872 and 5K9873
Conversion Arrangements listed on Pages 153, 154 and 155



REF. NO.	PART NUMBER	DESCRIPTION	QTY.
1	51595	BOLT-----	2
2	3B4508	LOCKWASHER---	6
3	6K2555	BRACKET ASSEM.-----	1
4	5K2294	BEARING-----	2
5	7K1383	LEVER-----	1
6	L 1170	HANDLE-----	2
7	6K647	BEARING-----	6
8	1L3046	WASHER-----	8
9	6K6655	BELLCRANK ASSEM.-----	1
10	6F3890	SPACER----- (, 50" Long)	1
11	6K1841	SPACER----- (2, 75" Long)	1
12	6K1267	SHAFT ASSEM.-----	1
13	S 509	BOLT-----	1
14	3B4506	LOCKWASHER---	2
15	S 175	PIN-----	6
16	3B4617	COTTER PIN-----	6
17	6F7010	END-----	1
18	7B9309	ROD-----	1
19	6K4442	BALLJOINT ASSEM.-----	2
20	1B4430	NUT-----	3
21	6K2612	ROD-----	1
22	1B4205	NUT-----	2
23	51595	BOLT-----	2
24	7K7821	BRACKET ASSEM.-----	1
25	1F748	NUT----- (Weld)	2
		(Part of 7K7821 Bracket Assem.)	
26	6K2897	ROD-----	1
27	6K2611	ROD-----	1
28	3J532	LEVER-----	1
29	1B8706	KEY-----	2
30	S 1590	BOLT-----	2
31	1D4717	NUT-----	2
32	6K2647	BELLCRANK ASSEM.-----	1
33	6K2651	SHAFT-----	1
34	6K2463	LEVER ASSEM.-----	1
35	L 478	BOLT-----	1
35	B9079	NUT-----	1
36	8B8679	SPACER-----	1

131159



REF. NO.	PART NUMBER	DESCRIPTION	QTY
1	5J5387	CYLINDER ASSEM.--(Right Hand)--	1
	1F748	NUT-----	1
2	5J5973	BEARING-----	1
		(Parts of 5J5387 Assem.)	
3	3J6899	NUT-----	1
4	5J5056	PISTON-----	1
5	1D4610	BOLT-----	6

REF. NO.	PART NUMBER	DESCRIPTION	QTY
6	5H1504	WASHER-----	8
7	5F3498	PACKING-----	1
8	7J4408	SEAL-----	1
9	5J9771	ROD ASSEM.-----	1
10	3K5242	BEARING-----	1
		(Part of 5J9771 Assem.)	
11	3B2968	BOLT-----	2

REF. NO.	PART NUMBER	DESCRIPTION	QTY
12	5J4989	SEAL ASSEM.-----	2
13	1J708	RING-----	1
14	2B7408	PLUG-----	1
15	5H3252	SEAL-----	1
16	2K3258	RING-----	1
17	7J491	HEAD-----	1
18	5J1591	BOLT-----	4
	3B4506	LOCKWASHER-----	4
19	2J491	RETAINER-----	1
20	5F3500	SHIM-----	6

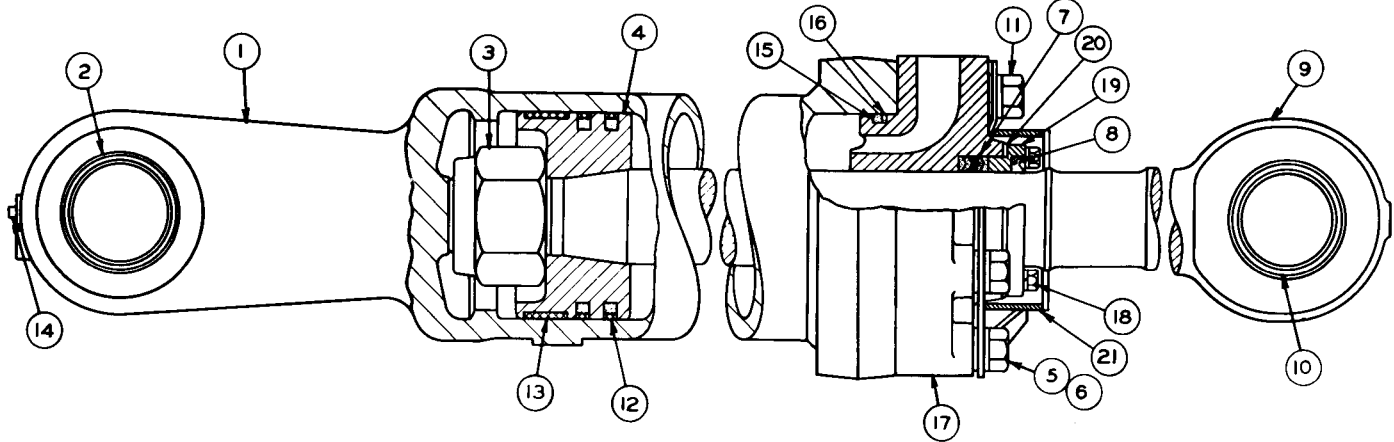
108265

7J487 TILT CYLINDER GROUP—R.H.—6.00" Bore x 27.36" Stroke—Type 1

Part of 6K5440 Arrangement listed on Page 175

Only separate parts serviced. When complete Group is required order 7K9389 shown on Page 174D

7J487 TILT CYLINDER GROUP—R.H.—6.00" Bore x 27.36" Stroke—Type 2
Part of 6K5440 Arrangement listed on Page 175
Only separate parts serviced. When complete Group is required order 7K9389 shown on Page 174D

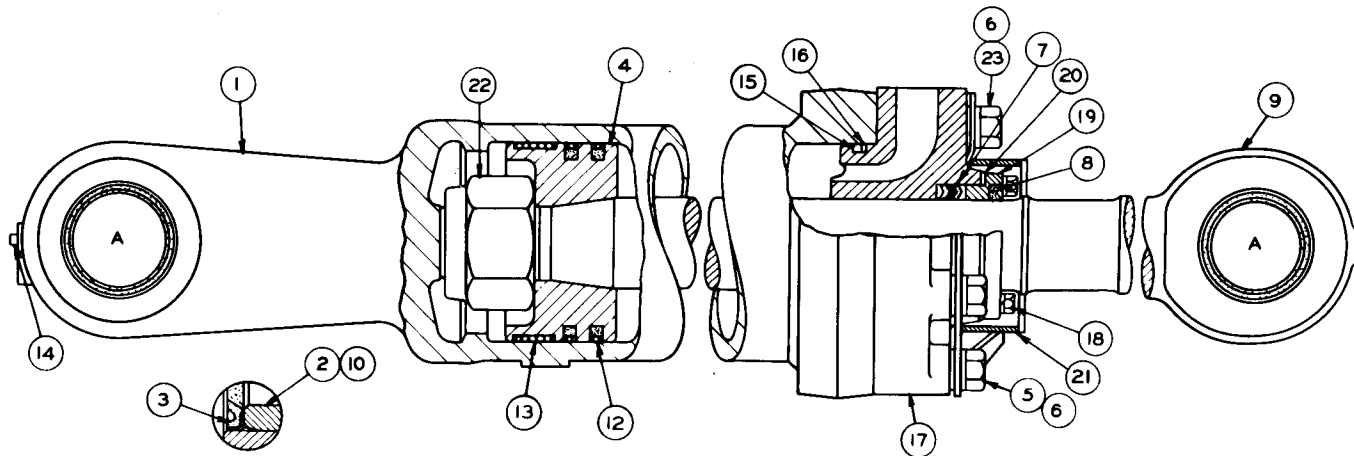


REF. NO.	PART NUMBER	DESCRIPTION	QTY
1	5J5387	CYLINDER ASSEM. --(Right Hand)--	1
	1F748	NUT	1
2	5J5973	BEARING	1
		(Parts of 5J5387 Assem.)	
3	3I6899	NUT	1
4	5J5056	PISTON	1
5	7F5227	BOLT	6

6	5H1504	WASHER	16
7	5F3498	PACKING	1
8	7J8274	SEAL	1
9	5J9771	ROD ASSEM.	1
10	3K5242	BEARING	1
		(Part of 5J9771 Assem.)	
11	1D4612	BOLT	2
12	5J4989	SEAL ASSEM.	2
13	1J708	RING	1

14	2B7408	PLUG	1
15	5H3252	SEAL	1
16	2K3258	RING	1
17	7J491	HEAD	1
18	5I591	BOLT	4
	3B4506	LOCKWASHER	4
19	2J491	RETAINER	1
20	5F3500	SHIM	6
21	7J4580	SHIELD ASSEM. -----(L. H.)----	1
	7J4579	SHIELD ASSEM. -----(R. H.)----	1

132561



VIEW OF AREAS A

REF. NO.	PART NUMBER	DESCRIPTION	QTY
	7J9643	CYLINDER ASSEM.-----	1
		(Includes)	
1	1F748	NUT-----	1
2	7J9346	BEARING-----	1
3	5P64	SEAL-----	4
4	5J5056	PISTON-----	1
5	7F5227	BOLT-----	6
6	5H1504	WASHER-----	16

7	5F3498	PACKING-----	1
8	7J8274	SEAL-----	1
9	7J9377	ROD ASSEM.-----	1
		(Includes)	
10	7J9346	BEARING-----	1
12	5J4989	SEAL ASSEM.-----	2
13	1J708	RING-----	1
14	2B7408	PLUG-----	1
15	5H3252	SEAL-----	1
16	2K3258	RING-----	1

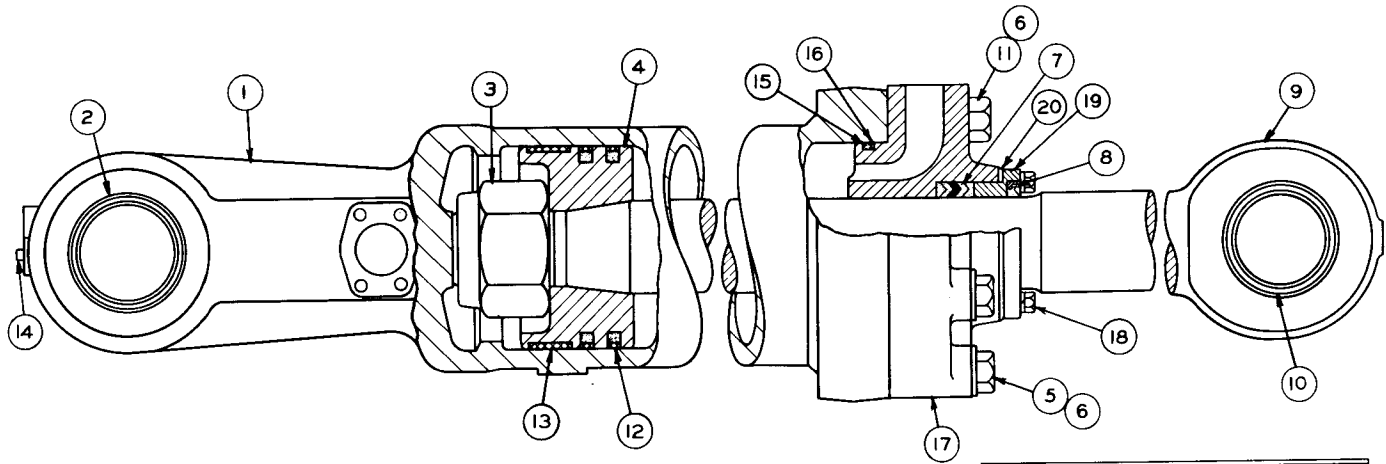
17	7J491	HEAD-----	1
	5I591	BOLT-----	4
18	3B4506	LOCKWASHER-----	4
19	2J491	RETAINER-----	1
20	5F3500	SHIM-----	6
21	7J4580	SHIELD ASSEM.-----(L. H.)-----	1
	7J4579	SHIELD ASSEM.-----(R. H.)-----	1
22	3J6899	NUT-----	1
23	1D4612	BOLT-----	2

▲ NOT PART OF 7J9657 CYLINDER GROUP

147780

7J9657 TILT CYLINDER GROUP (7K9389 N/S) (Chg. 0 & 1)—R.H.—6.00" Bore x 27.36" Stroke
Part of 6K5440 Arrangement listed on Page 175

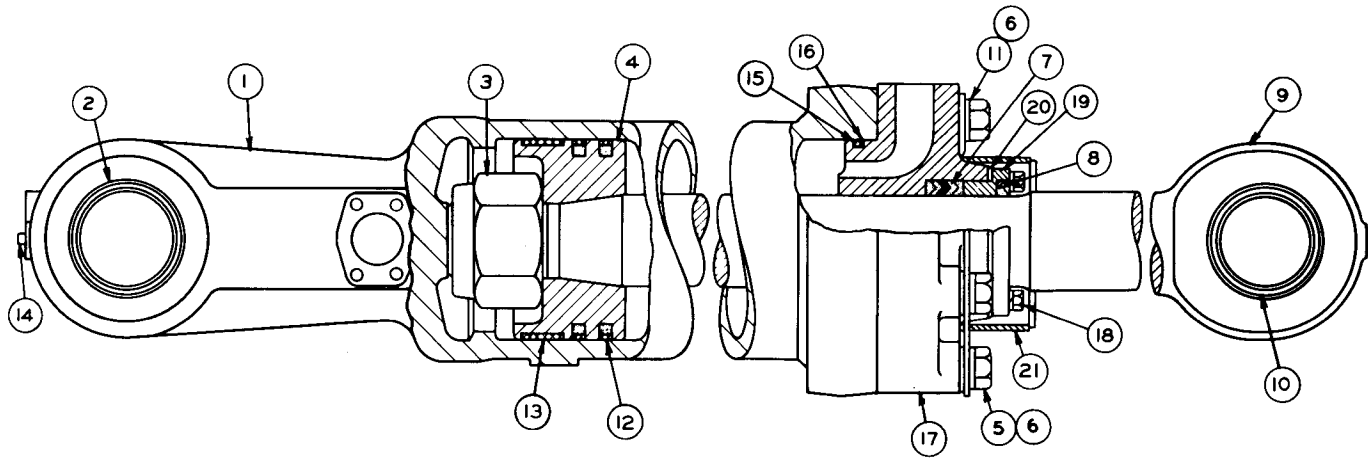
7J488 TILT CYLINDER GROUP—L.H.—6.00" Bore x 27.36" Stroke—Type 1
 Part of 6K5440 Arrangement listed on Page 175
 Only separate parts serviced. When complete Group is required order 7K9390 shown on Page 174G



REF. NO.	PART NUMBER	DESCRIPTION	QTY
1	5J5388	CYLINDER ASSEM.---(Left Hand)---	1
	1F748	NUT-----	1
2	5J5973	BEARING----- (Parts of 5J5388 Assem.)	1
3	3J6899	NUT-----	1
4	5J5056	PISTON-----	1
5	1D4610	BOLT-----	6

REF. NO.	PART NUMBER	DESCRIPTION	QTY
6	5H1504	WASHER-----	8
7	5F3498	PACKING-----	1
8	7J4408	SEAL-----	1
9	5J9771	ROD ASSEM.-----	1
10	3K5242	BEARING----- (Part of 5J9771 Assem.)	1
11	3B2968	BOLT-----	2

REF. NO.	PART NUMBER	DESCRIPTION	QTY
12	5J4989	SEAL ASSEM.-----	2
13	1J708	RING-----	1
14	2B7408	PLUG-----	1
15	5H3252	SEAL-----	1
16	2K3258	RING-----	1
17	7J491	HEAD-----	1
18	5I591	BOLT-----	4
	3B4506	LOCKWASHER-----	4
19	2J491	RETAINER-----	1
	5F3500	SHIM-----	6



REF. NO.	PART NUMBER	DESCRIPTION	QTY
1	5J5388	CYLINDER ASSEM. ---(Left Hand)---	1
	1F748	NUT-----	1
2	5J5973	BEARING----- (Parts of 5J5388 Assem.)	1
3	3J6899	NUT-----	1
4	5J5056	PISTON-----	1
5	7F5227	BOLT-----	6

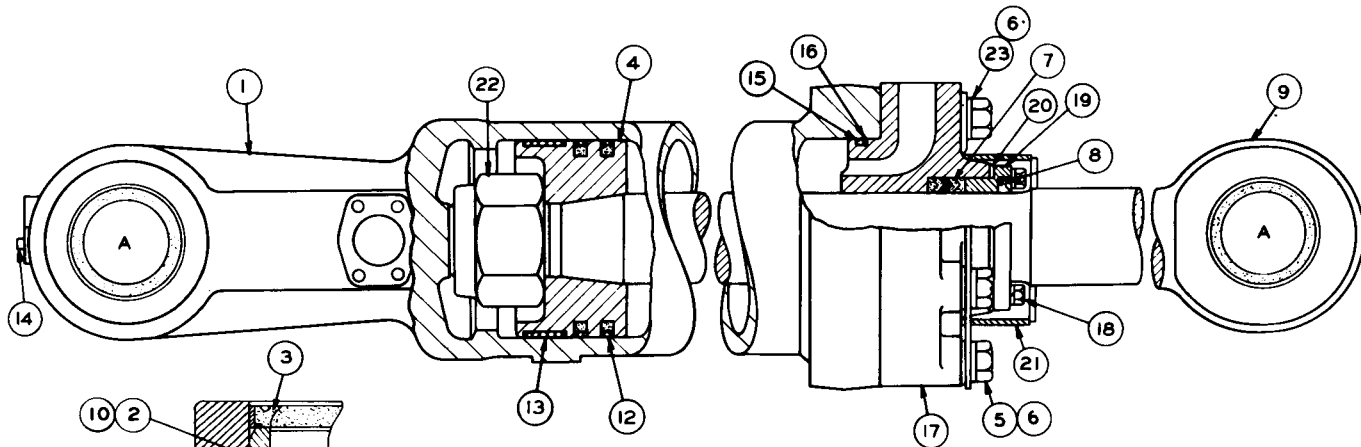
REF. NO.	PART NUMBER	DESCRIPTION	QTY
6	5H1504	WASHER-----	12
7	5F3498	PACKING-----	1
8	7J8274	SEAL-----	1
9	5J9771	ROD ASSEM.-----	1
10	3K5242	BEARING----- (Part of 5J9771 Assem.)	1
11	4D4612	BOLT-----	2

12	5J4989	SEAL ASSEM.-----	2
13	1J708	RING-----	1
14	2B7408	PLUG-----	1
15	5H3252	SEAL-----	1
16	2K3258	RING-----	1
17	7J491	HEAD-----	1
18	5L591	BOLT-----	4
	3B4506	LOCKWASHER-----	4
19	2J491	RETAINER-----	1
20	5F3500	SHIM-----	6
	7J4579	SHIELD ASSEM.----- (R. H.)---	1
21	7J4580	SHIELD ASSEM.----- (L. H.)---	1

132562

7J488 TILT CYLINDER GROUP—L.H.—6.00" Bore x 27.36" Stroke—Type 2
Part of 6K5440 Arrangement listed on Page 175. Only separate parts serviced
When complete Group is required order 7K9390

7J9658 TILT CYLINDER GROUP (7K9390 N/S) (Chg. 0)—L.H.—6.00" Bore x 27.36" Stroke
Part of 6K5440 Arrangement listed on Page 175



VIEW OF AREAS A

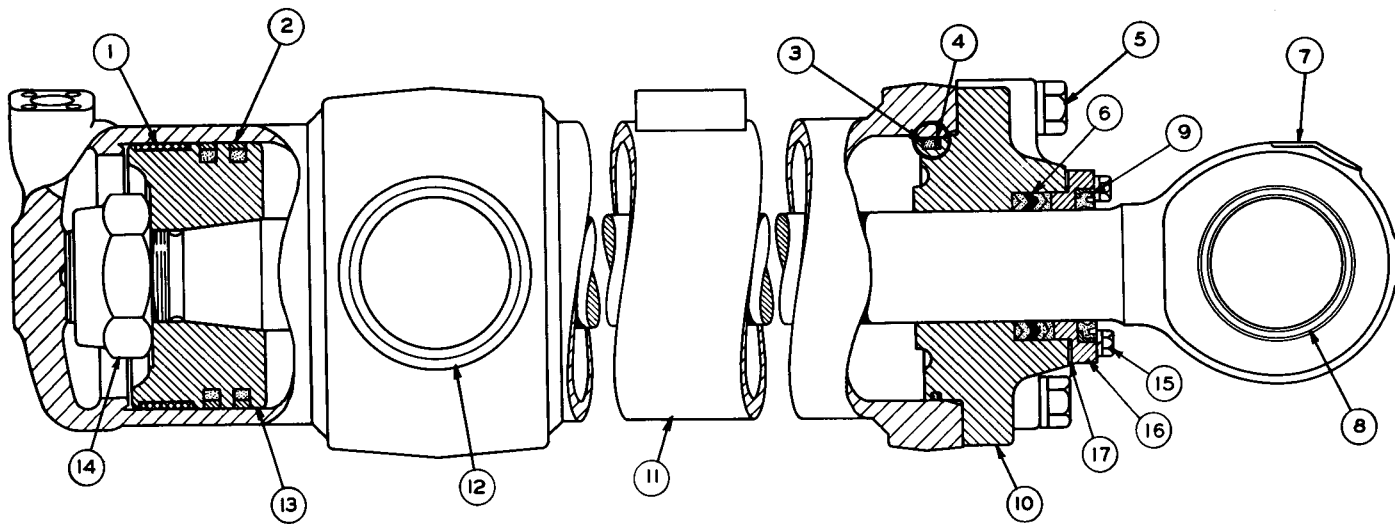
REF. NO.	PART NUMBER	DESCRIPTION	QTY
	7J9644	CYLINDER ASSEM.-----	1
1		(Includes)	
	1F748	NUT-----	1
2	7J9346	BEARING-----	1
▲ 3	5P64	SEAL-----	4

4	5J5056	PISTON-----	1
5	7F5227	BOLT-----	6
6	5H1504	WASHER-----	16
7	5F3498	PACKING-----	1
8	7J8274	SEAL-----	1
9	7J9648	ROD ASSEM.-----	1
		(Includes)	
10	7J9346	BEARING-----	1
12	5J4989	SEAL ASSEM.-----	2
13	1J708	RING-----	1
14	2B7408	PLUG-----	1

15	5H3252	SEAL-----	1
16	2K3258	RING-----	1
17	7J491	HEAD-----	1
18	51591	BOLT-----	4
	3B4506	LOCKWASHER-----	4
19	2J491	RETAINER-----	1
20	5F3500	SHIM-----	6
	7J4579	SHIELD ASSEM. -----(R. H.)-----	1
21	7J4580	SHIELD ASSEM. -----(L. H.)-----	1
	3J6899	NUT-----	1
	1D4612	BOLT-----	2

▲ NOT PART OF 7J9658 CYLINDER GROUP

147784



REF. NO.	PART NUMBER	DESCRIPTION	QTY
1	3J9027	RING-----	1
2	5J4991	SEAL ASSEM.-----	2
3	2K4472	SEAL-----	1
4	2K4473	WASHER-----	1
5	1D4610	BOLT-----	6
5	5H1504	WASHER-----	6
6	5F3498	PACKING-----	1

REF. NO.	PART NUMBER	DESCRIPTION	QTY
7	5J5195	ROD ASSEM.-----	1
8	6J931	BEARING----- (Part of 5J5195 Assem.)	1
9	1J3540	SEAL-----	1
10	7J486	HEAD-----	1
11	5J7621	CYLINDER ASSEM. --(Right Hand)-	1
12	5J5370	BEARING----- (Part of 5J7621 Assem.)	2

REF. NO.	PART NUMBER	DESCRIPTION	QTY
13	5J5369	PISTON-----	1
14	5J3488	NUT-----	1
15	S1591	BOLT-----	4
15	3B4506	LOCKWASHER-----	4
16	2J491	RETAINER-----	1
17	5F3500	SHIM-----	6

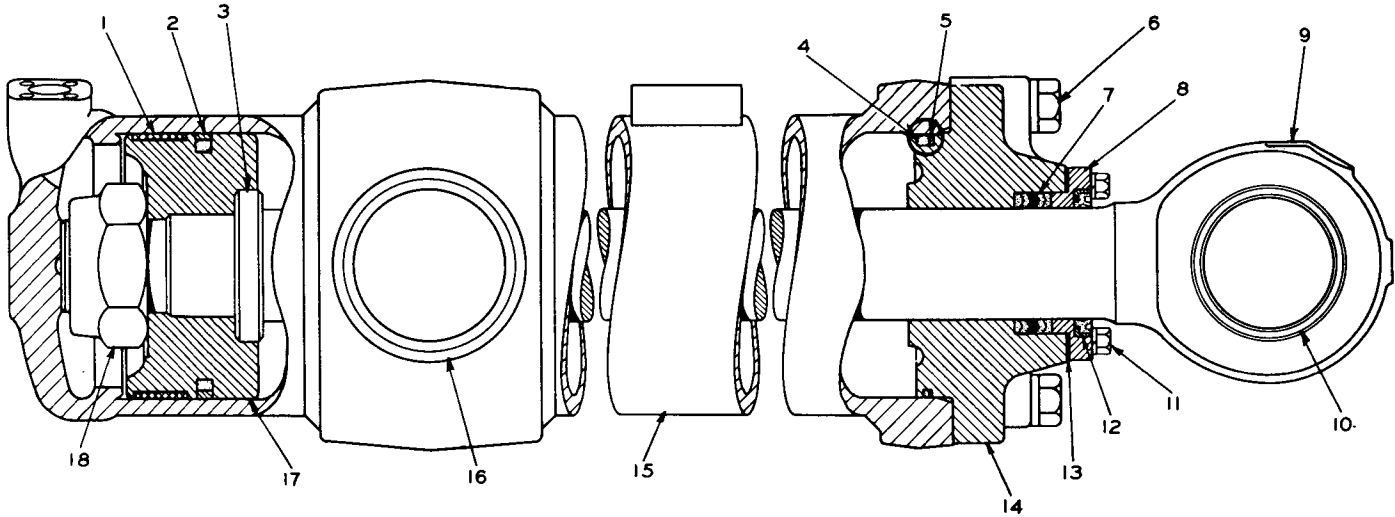
108267

7J489 LIFT CYLINDER GROUP--R.H.--6.00" Bore x 36.66" Stroke
 Part of 6K5440 Arrangement listed on Page 175
 Only separate parts serviced. When complete Group is required order 7J1933

7J1933 LIFT CYLINDER GROUP—R.H.—6.50" Bore x 36.66" Stroke—Type 1

Part of 6K5440 Arrangement listed on Page 175

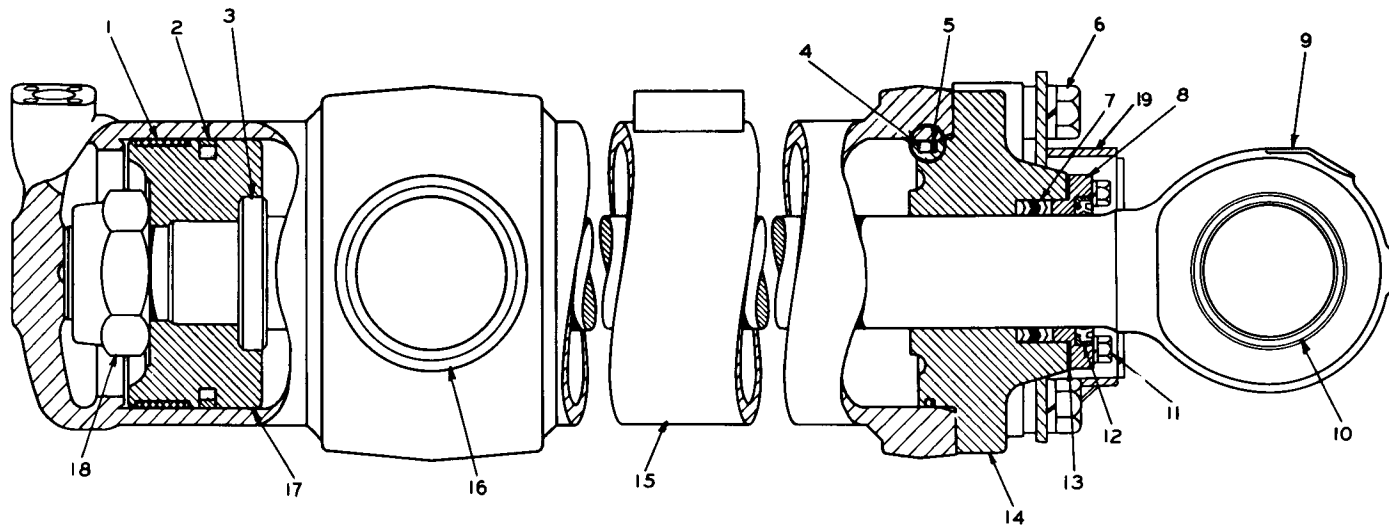
Only separate parts serviced. When complete Group is required order 7K9391 shown on Page 174L



REF. NO.	PART NUMBER	DESCRIPTION	QTY
1	7J1938	RING-----	1
2	5J4991	SEAL ASSEM.-----	2
3	7J1937	WASHER-----	1
4	2K4472	SEAL-----	1
5	2K4473	WASHER-----	1
6	1D4610	BOLT-----	6
6	5H1504	WASHER-----	6
7	5F3498	PACKING-----	1

REF. NO.	PART NUMBER	DESCRIPTION	QTY
8	2J491	RETA INER-----	1
9	7J1931	ROD ASSEM.-----	1
10	6J931	BEARING----- (Part of 7J1931 Assem.)	1
11	5S1591	BOLT-----	4
11	3B4506	LOCKWASHER-----	4
12	7J4408	SEAL-----	1
13	5F3500	SHIM-----	6

REF. NO.	PART NUMBER	DESCRIPTION	QTY
14	7J486	HEAD-----	1
15	5J7621	CYLINDER ASSEM. --(Right Hand)--	1
16	5J5370	BEARING----- (Part of 5J7621 Assem.)	2
17	7J1932	PISTON-----	1
18	5J3488	NUT-----	1



REF. NO.	PART NUMBER	DESCRIPTION	QTY
1	7J1938	RING-----	1
2	5J4991	SEAL ASSEM.-----	2
3	7J1937	WASHER-----	1
4	2K4472	SEAL-----	1
5	2K4473	WASHER-----	1
6	3B2968	BOLT-----	6
7	5H1504	WASHER-----	12
7	5F3498	PACKING-----	1

REF. NO.	PART NUMBER	DESCRIPTION	QTY
8	2J491	RETAINER-----	1
9	7J1931	ROD ASSEM.-----	1
10	6J931	BEARING----- (Part of 7J1931 Assem.)	1
11	{ S1591	BOLT-----	4
	{ 3B4506	LOCKWASHER-----	4
12	7J8274	SEAL-----	1
13	5F3500	SHIM-----	6

REF. NO.	PART NUMBER	DESCRIPTION	QTY
14	7J486	HEAD-----	1
15	5J7621	CYLINDER ASSEM. --(Right Hand)--	1
16	5J5370	BEARING----- (Part of 5J7621 Assem.)	2
17	7J1932	PISTON-----	1
18	5J3488	NUT-----	1
19	{ 7J4577	SHIELD ASSEM. -----(R. H.)-----	1
	{ 7J4578	SHIELD ASSEM. -----(L. H.)-----	1

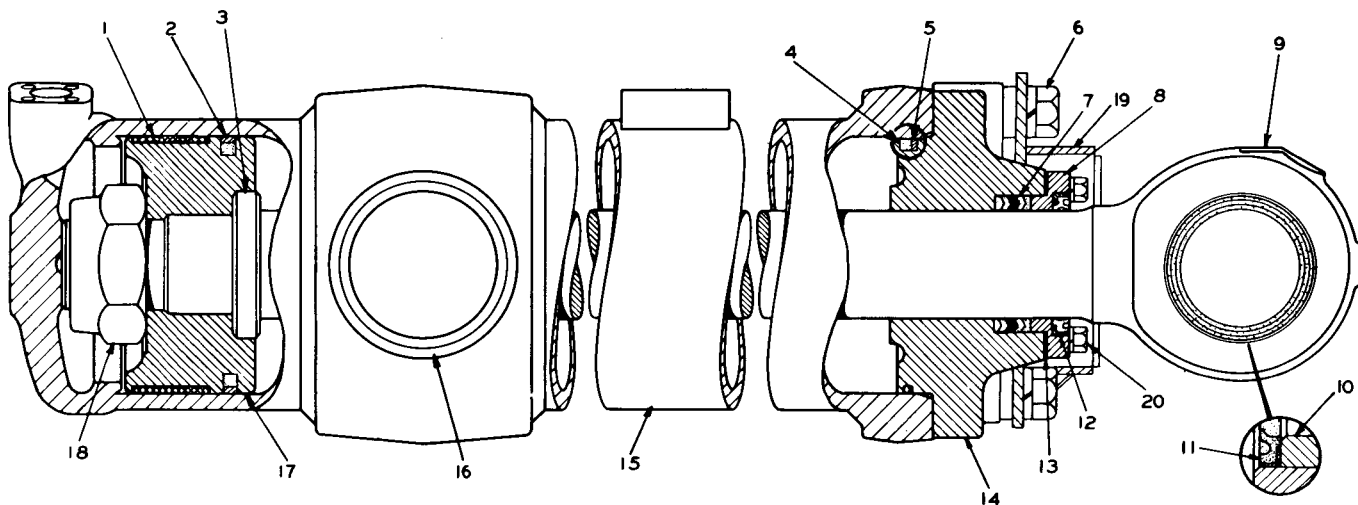
132710

7J1933 LIFT CYLINDER GROUP--R.H.--6.50" Bore x 36.66" Stroke--Type 2

Part of 6K5440 Arrangement listed on Page 175

Only separate parts serviced. When complete Group is required order 7K9391

7J9659 LIFT CYLINDER GROUP (7K9391 N/S) (Chg. 0-3)—R.H.—6.50" Bore x 36.66" Stroke
 Part of 6K5440 Arrangement listed on Page 175



REF NO.	PART NUMBER	DESCRIPTION	QTY
1	7J1938	RING-----	1
2	5J4991	SEAL ASSEM.-----	2
3	7J1937	WASHER-----	1
4	2K4472	SEAL-----	1
5	2K4473	WASHER-----	1
6	3B2968	BOLT-----	6
6	5H1504	WASHER-----	12
7	5F3498	PACKING-----	1

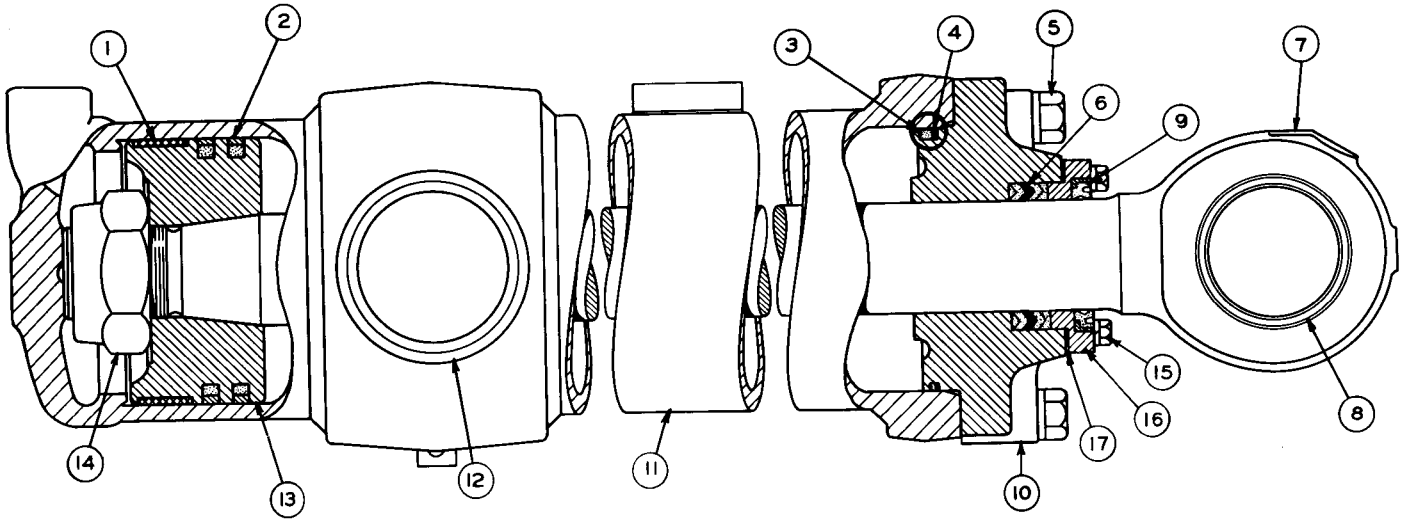
8	2J491	RETAINER-----	1
9	9J7881	ROD ASSEM.-----	1
10	7J9345	BEARING-----	1
▲ 11	5P66	SEAL-----	2
12	7J8274	SEAL-----	1
13	5F3500	SHIM-----	6
14	7J486	HEAD-----	1
15	7J9641	CYLINDER ASSEM. --(Right Hand)--	1
16	5J5370	BEARING-----	2

C INDICATES CHANGE

17	7J1932	PISTON-----	1
18	5J3488	NUT-----	1
	7J4577	SHIELD ASSEM. -----(R. H.)----	1
19	7J4578	SHIELD ASSEM. -----(L. H.)----	1
20	51591	BOLT-----	4
	3B4506	LOCKWASHER-----	4

▲ NOT PART OF 7J9659 CYLINDER GROUP

207550



REF. NO.	PART NUMBER	DESCRIPTION	QTY
1	3J9027	RING-----	1
2	5J4991	SEAL ASSEM.-----	2
3	2K4472	SEAL-----	1
4	2K4473	WASHER-----	1
5	1D4610	BOLT-----	6
	5H1504	WASHER-----	6
6	5F3498	PACKING-----	1

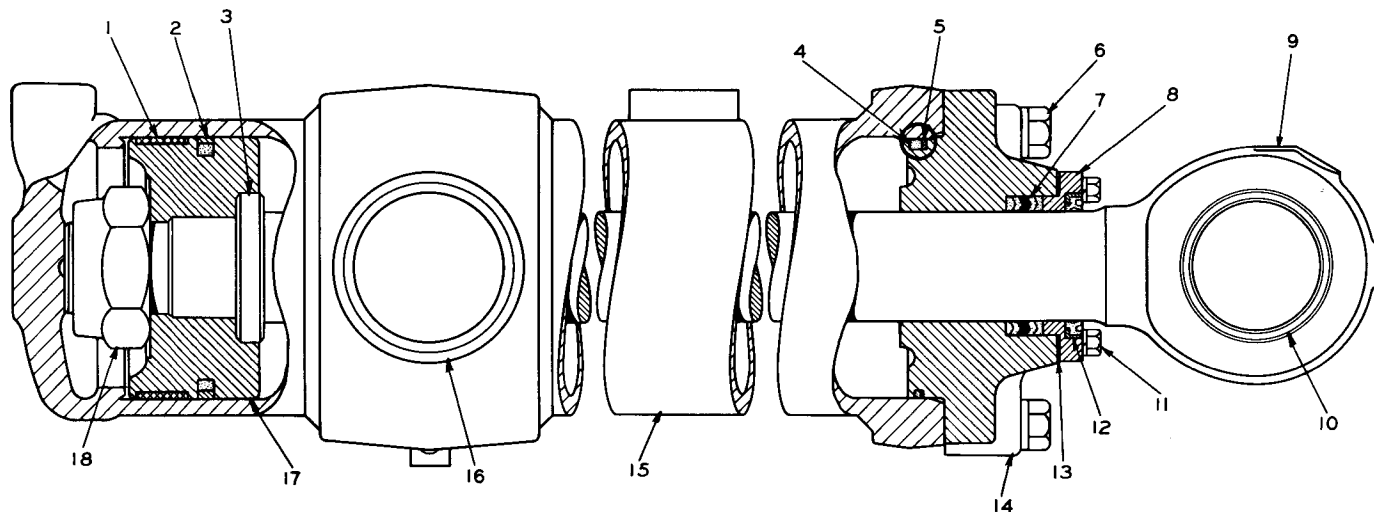
REF. NO.	PART NUMBER	DESCRIPTION	QTY
7	5J5195	ROD ASSEM.-----	1
8	6J931	BEARING----- (Part of 5J5195 Assem.)	1
9	1J3540	SEAL-----	1
10	7J486	HEAD-----	1
11	5J7622	CYLINDER ASSEM.---(Left Hand)---	1
12	5J5370	BEARING----- (Part of 5J7622 Assem.)	2

REF. NO.	PART NUMBER	DESCRIPTION	QTY
13	5J5369	PISTON-----	1
14	5J3488	NUT-----	1
	5J591	BOLT-----	4
15	3B4506	LOCKWASHER-----	4
16	2J491	RETAINER-----	1
17	5F3500	SHIM-----	6

108268

7J490 LIFT CYLINDER GROUP—L.H.—6.50" Bore x 36.66" Stroke
 Part of 6K5440 Arrangement listed on Page 175
 Only separate parts serviced. When complete Group is required order 7J1934

7J1934 LIFT CYLINDER GROUP—L.H.—6.50" Bore x 36.66" Stroke—Type 1
 Part of 6K5440 Arrangement listed on Page 175
 Only separate parts serviced. When complete Group is required order 7K9396 shown on Page 174Q

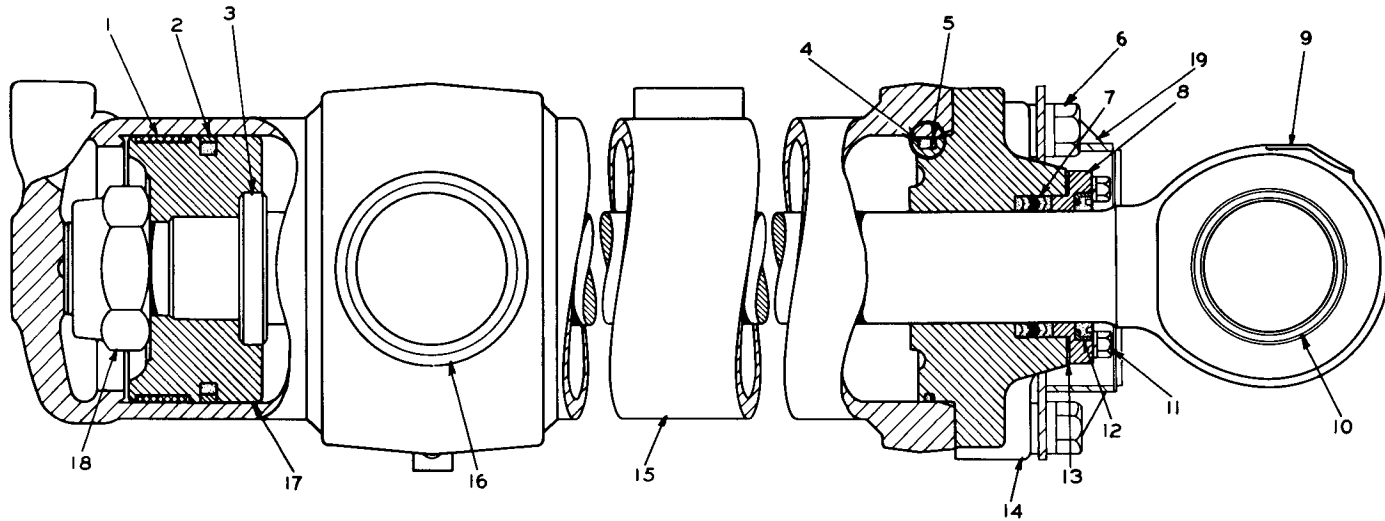


REF. NO.	PART NUMBER	DESCRIPTION	QTY
1	7J1938	RING-----	1
2	5J4991	SEAL ASSEM.-----	1
3	7J1937	WASHER-----	1
4	2K4472	SEAL-----	1
5	2K4473	WASHER-----	1
6	1D4610	BOLT-----	6
6	5H1504	WASHER-----	6
7	5F3498	PACKING-----	1

REF. NO.	PART NUMBER	DESCRIPTION	QTY
8	2J491	RETAINER-----	1
9	7J1931	ROD ASSEM.-----	1
10	6J931	BEARING----- (Part of 7J1931 Assem.)	1
11	5S1591	BOLT-----	4
11	3B4506	LOCKWASHER-----	4
12	7J4408	SEAL-----	1
13	5F3500	SHIM-----	6

REF. NO.	PART NUMBER	DESCRIPTION	QTY
14	7J486	HEAD-----	1
15	5J7622	CYLINDER ASSEM. ---(Left Hand)---	1
16	5J5370	BEARING----- (Part of 5J7622 Assem.)	2
17	7J1932	PISTON-----	1
18	5J3488	NUT-----	1

108270



REF. NO.	PART NUMBER	DESCRIPTION	QTY
1	7J1938	RING-----	1
2	5J4991	SEAL ASSEM.-----	1
3	7J1937	WASHER-----	1
4	2K4472	SEAL-----	1
5	2K4473	WASHER-----	1
6	3B2968	BOLT-----	6
	5H1504	WASHER-----	12
7	5F3498	PACKING-----	1

REF. NO.	PART NUMBER	DESCRIPTION	QTY
8	2J491	RETAINER-----	1
9	7J1931	ROD ASSEM.-----	1
10	6J931	BEARING----- (Part of 7J1931 Assem.)	1
11	S1591	BOLT-----	4
	3B4506	LOCKWASHER-----	4
12	7J8274	SEAL-----	1
13	5F3500	SHIM-----	6

REF. NO.	PART NUMBER	DESCRIPTION	QTY
14	7J486	HEAD-----	1
15	5J7622	CYLINDER ASSEM. --- (Left Hand)---	1
16	5J5370	BEARING----- (Part of 5J7622 Assem.)	2
17	7J1932	PISTON-----	1
18	5J3488	NUT-----	1
19	7J4577	SHIELD ASSEM. --- (R. H.)---	1
	7J4578	SHIELD ASSEM. --- (L. H.)---	1

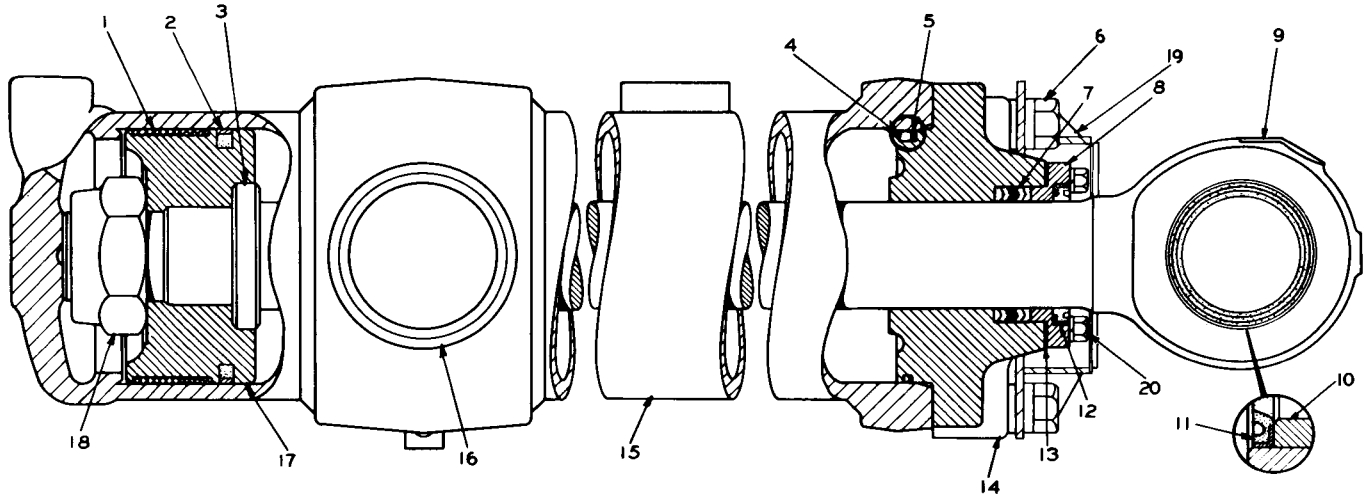
132711

7J1934 LIFT CYLINDER GROUP—L.H.—6.50" Bore x 36.66" Stroke—Type 2

Part of 6K5440 Arrangement listed on Page 175

Only separate parts serviced. When complete Group is required order 7K9396

7J9660 LIFT CYLINDER GROUP (7K9336 N/S) (Chg. 0-3)—L.H.—6.50" Bore x 36.66" Stroke
 Part of 6K5440 Arrangement listed on Page 175



REF. NO.	PART NUMBER	DESCRIPTION	QTY
1	7J1938	RING-----	1
2	5J4991	SEAL ASSEM.-----	1
3	7J1937	WASHER-----	1
4	2K4472	SEAL-----	1
5	2K4473	WASHER-----	1
6	3B2968	BOLT-----	6
6	5H1504	WASHER-----	12
7	5F3498	PACKING-----	1

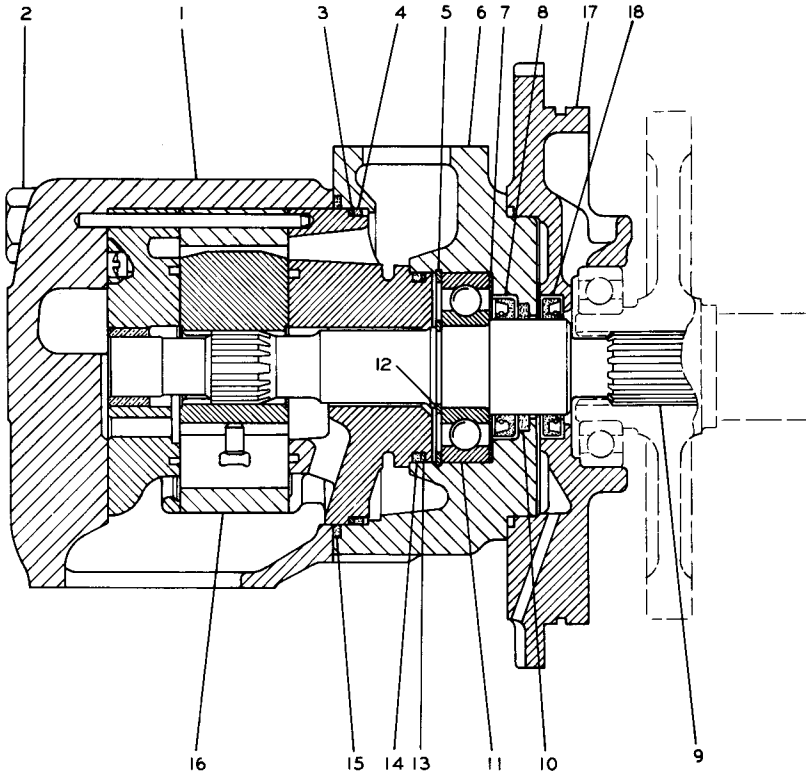
8	2J491	RETAINER-----	1
9	9J7881	ROD ASSEM.-----	1
10	7J9345	BEARING-----	1
▲ 11	5P66	SEAL-----	2
12	7J8274	SEAL-----	1
13	5F3500	SHIM-----	6
14	7J486	HEAD-----	1
15	7J9642	CYLINDER ASSEM. --(Left Hand)--	1
16	5J5370	BEARING-----	2

C INDICATES CHANGE

17	7J1932	PISTON-----	1
18	5J3488	NUT-----	1
19	7J4577	SHIELD ASSEM.(R. H.)-----	1
19	7J4578	SHIELD ASSEM.(L. H.)-----	1
20	S1591	BOLT-----	4
20	3B4506	LOCKWASHER-----	4

▲ NOT PART OF 7J9660 CYLINDER GROUP

207551



REF. NO.	PART NUMBER	DESCRIPTION	QTY
	8J2504	PUMP GROUP-----	1
	4J1395	COVER-----	1
1	1D4617	BOLT-----	4
▲	3	4J9221 RING-----	1
▲	4	5F3106 SEAL-----	1
	5	3J7719 RING-----	1
	6	2J7760 BODY-----	1
	7	2J7763 WASHER-----	1
	8	2J7764 SEAL-----	1
	9	7J1779 SHAFT-----	1
▲	10	2J7759 WIPER-----	1
	11	3L1425 BEARING-----	1
	12	1J6474 RING-----	1
▲	13	1S668 RING-----	1
▲	14	6H3977 SEAL-----	1
▲	15	2H3935 SEAL-----	1
	16	7J1780 CARTRIDGE ASSEM.-----	1
		(50 gallons per minute)	

17	8K9029	ADAPTER-----	1
18	2J7764	SEAL-----	1
		THE FOLLOWING REPAIR KIT IS AVAILABLE:	
	4J9282	KIT----- (Seal)-----	1
		(Consists of parts marked ▲)	

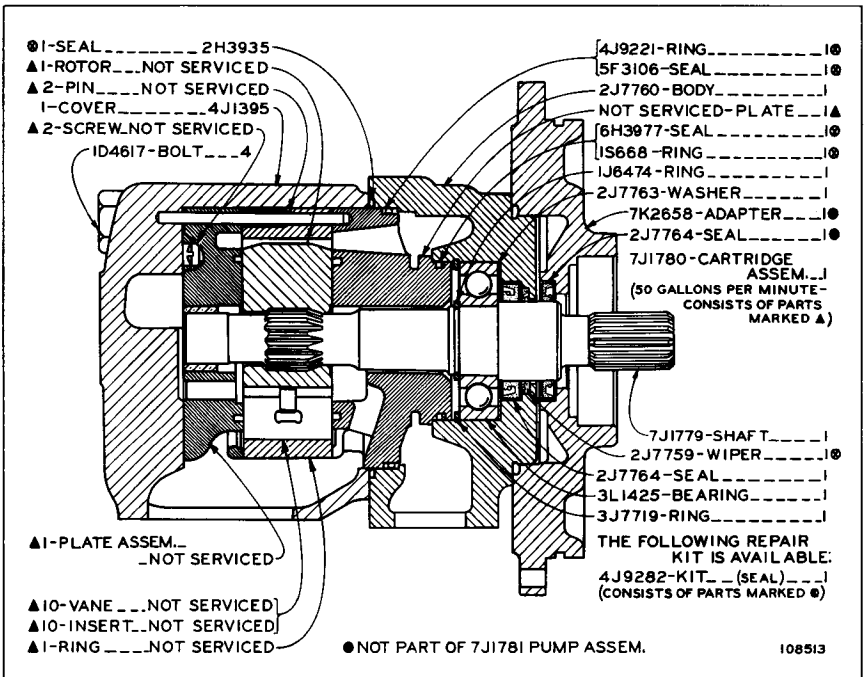
138575

9K1094 VANE PUMP GROUP—Water Glycol
Part of 6K5440 Hydraulic Arrangement listed on Page 175

CONSISTS OF:		PAGE
1 WARNING AND WIRING.....	177
1 PUMP AND LINES.....	176
	- OR -	
1	7J1781 PUMP ASSEMBLY.....	175
	- OR -	
1	9K1094 VANE PUMP GROUP.....	174R
1	6J7041 TANK VALVE GROUP.....	178
1	7J487 TILT CYLINDER GROUP--R.H.	174B
	- OR -	
1	7J9657 TILT CYLINDER GROUP--R.H.	174D
1	7J488 TILT CYLINDER GROUP--L.H.	174E
	- OR -	
1	7J9658 TILT CYLINDER GROUP--L.H.	174G
1	7J489 LIFT CYLINDER GROUP--R.H.	174H
	- OR -	
1	7J1933 LIFT CYLINDER GROUP--R.H.	174J
	- OR -	
1	7J9659 LIFT CYLINDER GROUP--R.H.	174L
1	7J490 LIFT CYLINDER GROUP--L.H.	174M
	- OR -	
1	7J1934 LIFT CYLINDER GROUP--L.H.	174N
	- OR -	
1	7J9660 LIFT CYLINDER GROUP--L.H.	174Q

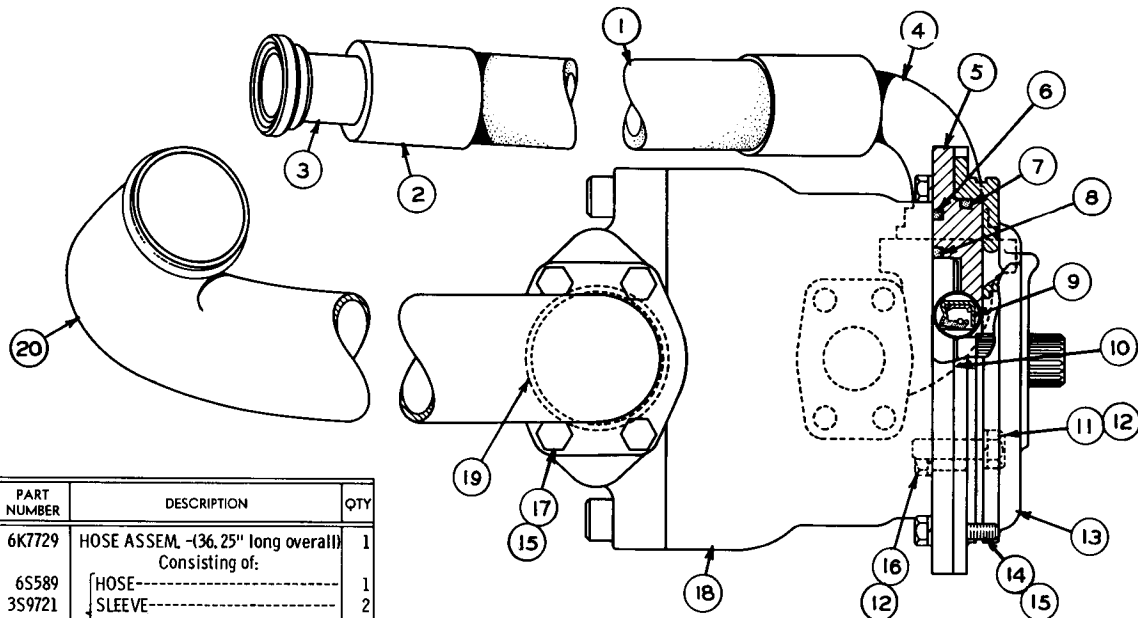
**6K5440 FIRE RESISTANT FLUID HYDRAULIC ARRANGEMENT
FACTORY INSTALLATION**

For machines operating in areas where fires are a possibility. Also part of 8S9777, 9S6232, 1P4840 & 1P9414 Arrangements listed on Pages 144 & 144B



**7J1781 PUMP ASSEMBLY—Water Glycol
Part of 6K5440 Arrangement**

Only separate parts serviced. When complete Group is required order 9K1094



REF. NO.	PART NUMBER	DESCRIPTION	QTY
	6K7729	HOSE ASSEM. -(36.25" long overall) Consisting of:	1
1	6S589	HOSE-----	1
2	3S9721	SLEEVE-----	2
3	3S9421	STEM ASSEM.-----	1
4	3S9427	STEM ASSEM.-----	1
5	6K5316	ADAPTER-----	1
6	9F1399	SEAL-----	1
7	2K2939	SEAL-----	1
8	5F3144	SEAL-----	1
9	4K2224	SEAL-----	1
10	6K9047	ELBOW-----	1
11	S1591	BOLT------(1.50" Long)	4

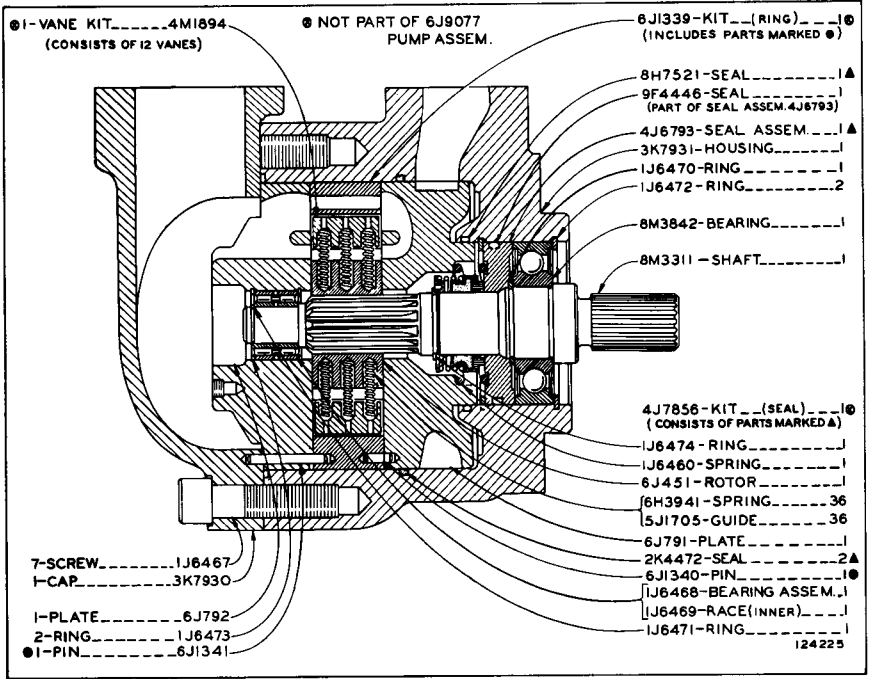
REF. NO.	PART NUMBER	DESCRIPTION	QTY
12	3B4506	LOCKWASHER-----	6
13	6K5317	ADAPTER-----	1
14	1A1460	BOLT------(2" Long)	4
15	3B4508	LOCKWASHER-----	8
16	1A2029	BOLT------(1.12" Long)	2
17	4K5175	BOLT-----	4

REF. NO.	PART NUMBER	DESCRIPTION	QTY
18	{ 5J8605	PUMP ASSEM.-----	1
		-OR-	
	{ 6J9077	PUMP ASSEM.-----	1
		(See Separate Illustration)	
19	1H7339	SEAL-----	1
20	6K7553	TUBE ASSEM. -(34.05" long overall)	1

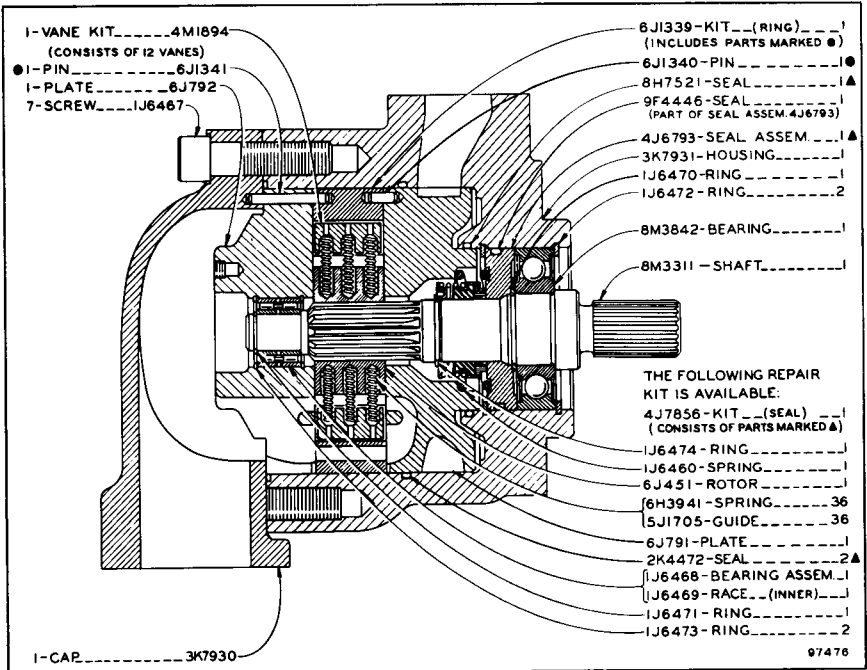
124224

PUMP AND LINES

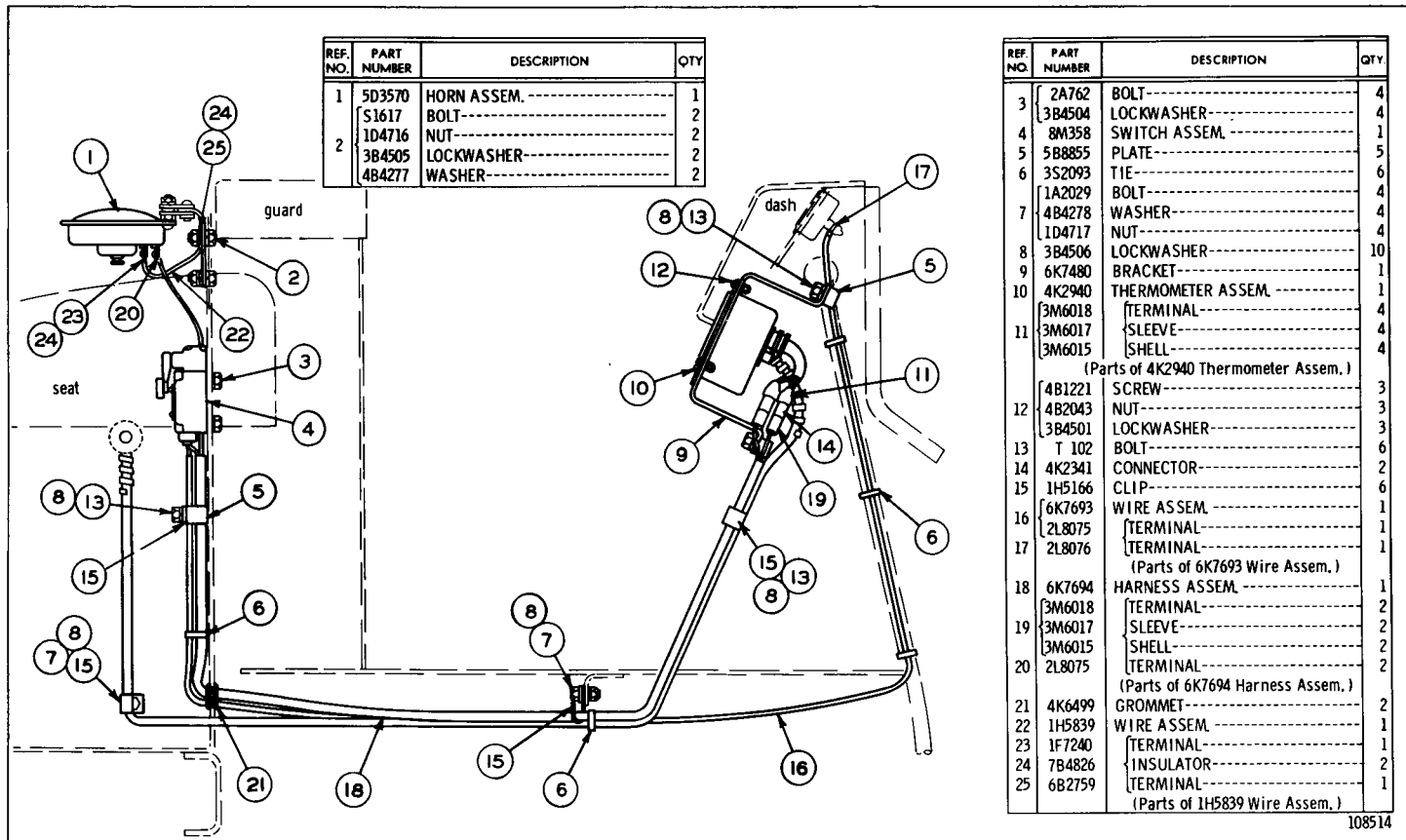
Part of 6K5440 Fire Resistant Fluid Hydraulic Arrangement Listed on Page 175



6J9077 PUMP ASSEMBLY
Part of Pump and Lines



5J8605 PUMP ASSEMBLY
Part of Pump and Lines

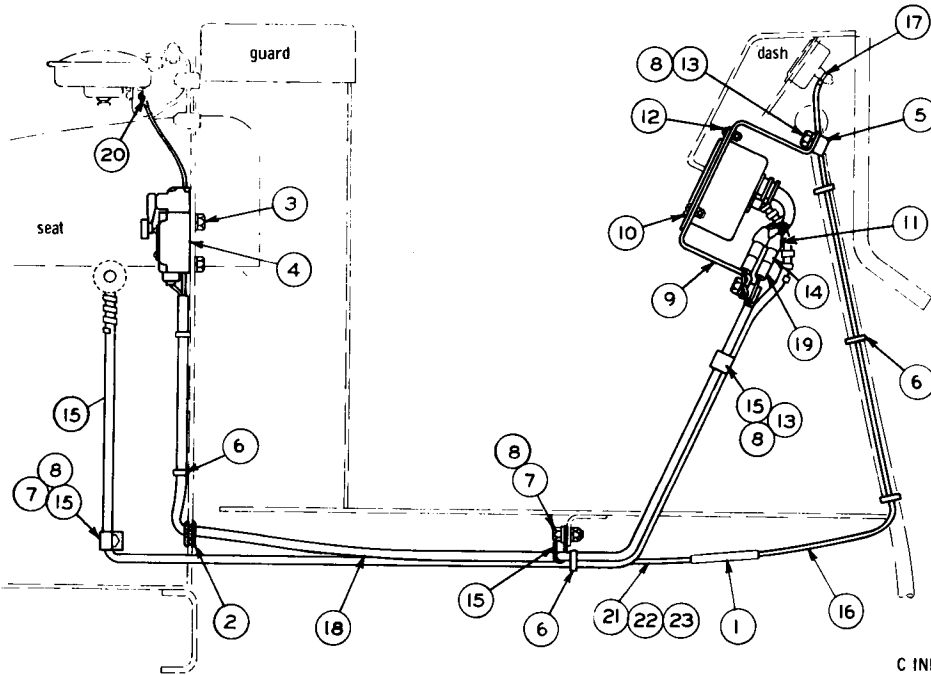


108514

WARNING AND WIRING (6K7376 N/S)—Type 1
 Part of 6K5440 Fire Resistant Fluid Hydraulic Arrangement listed on Page 175

WARNING AND WIRING GROUP (6K7376 N/S)—Type 2
 Part of 6K5440 Fire Resistant Fluid Hydraulic Arrangement listed on Page 175

REF. NO.	PART NUMBER	DESCRIPTION	QTY
C ▲ 1	4S8760	TUBE-----3 in.	
C 2	4K6499	GROMMET-----	1



3	2A762	BOLT-----	4
	3B4504	LOCKWASHER-----	4
4	8M358	SWITCH ASSEM.	1
5	5B8855	PLATE-----	4
C 6	3S2093	TIE-----	7
C 7	1A2029	BOLT-----	4
	4B4278	WASHER-----	4
	1D4717	NUT-----	4
8	3B4506	LOCKWASHER-----	9
9	6K7480	BRACKET-----	1
10	4K2940	THERMOMETER ASSEM.	1
	3M6018	TERMINAL-----	4
11	3M6017	SLEEVE-----	4
	3M6015	SHELL-----	4
	4B1221	SCREW-----	3
12	4B2043	NUT-----	3
	3B4501	LOCKWASHER-----	3
C 13	T102	BOLT-----	5
14	4K2341	CONNECTOR-----	2
C 15	1H5166	CLIP-----	5
16	9K4178	WIRE ASSEM.	1
	1H6249	CLASP-----	1
17	2L8076	TERMINAL-----	1
18	6K7694	HARNASS ASSEM.	1
	3M6018	TERMINAL-----	2
19	3M6017	SLEEVE-----	2
	3M6015	SHELL-----	2
20	2L8075	TERMINAL-----	2
C 21	9K4179	WIRE ASSEM.	1
22	2L8075	TERMINAL-----	1
23	1H6249	CLASP-----	1

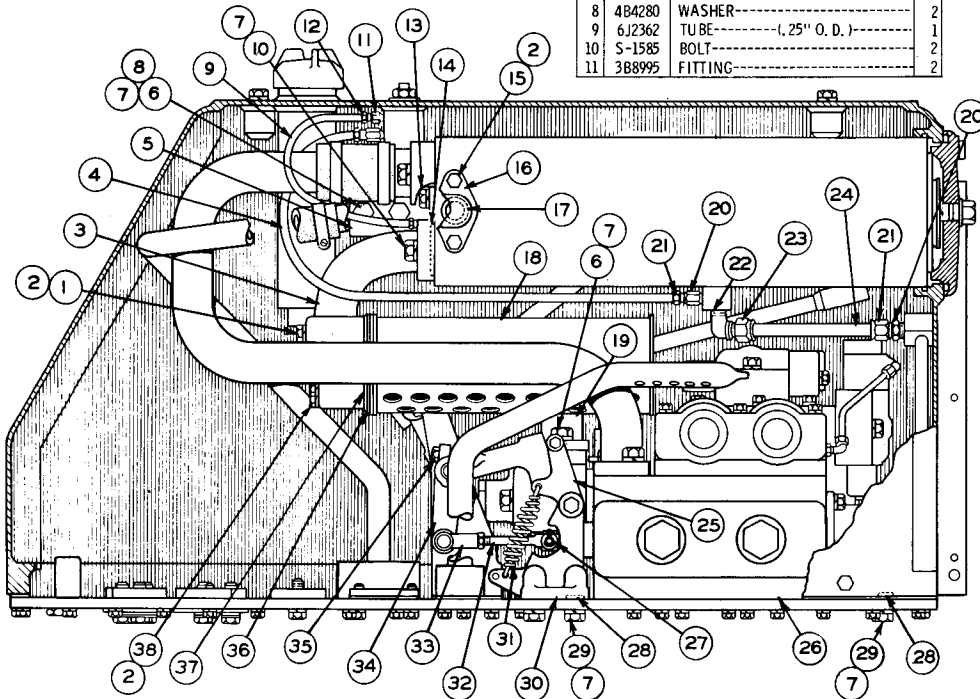
C INDICATES CHANGE ▲ ORDER BY THE FOOT

117021

REF NO	PART NUMBER	DESCRIPTION	QTY
1	L-1352	BOLT-----	2
2	3B4506	LOCKWASHER-----	6
3	5J5937	TUBE ASSEM.-----	1

REF NO	PART NUMBER	DESCRIPTION	QTY
4	6J2363	TUBE----- (, 25" O. D.)-----	1
5	5J5146	BRACKET-----	1
6	6H1717	BOLT-----	4
7	3B4508	LOCKWASHER-----	10
8	4B4280	WASHER-----	2
9	6J2362	TUBE----- (, 25" O. D.)-----	1
10	S-1585	BOLT-----	2
11	3B8995	FITTING-----	2

REF NO	PART NUMBER	DESCRIPTION	QTY
12	1F1344	NUT-----	2
		(1 in each 3B8995 Fitting)	
13	T-318	BOLT-----	2
	3B4507	LOCKWASHER-----	2
	4B4279	WASHER-----	2
14	7F8267	SEAL-----	1
15	1A2029	BOLT-----	2
16	6J236	TUBE ASSEM.-----	1
17	5F1678	SEAL-----	1
18	6J909	TUBE ASSEM.-----	1
19	5J6022	TUBE ASSEM.-----	1
20	3B8996	FITTING-----	3
21	8F8997	NUT-----	3
		(1 in each 3B8996 Fitting)	
22	3B8999	FITTING-----	1
23	8F8997	NUT-----	1
		(Part of 3B8999 Fitting)	
24	6J5488	TUBE-----	1
25	5J5108	LEVER-----	1
26	5J7953	CONTROL VALVE GROUP-----	1
		(See Separate Illustration)	
27	1J4384	PIN-----	1
	3B4615	COTTER PIN-----	1
28	8F3469	SEAL-----	10
29	7B3235	BOLT-----	4
30	5J5006	BRACKET-----	1
31	6H962	SPRING-----	1
32	5J5932	ROD-----	1
	4J8922	END-----	1
33	589079	NUT-----	1
	5J5110	LEVER-----	1
34	1J88706	KEY-----	1
35	1A2209	BOLT-----	1
	5J9261	DISC-----	1
36	6J5386	GASKET-----	1
37	5J5942	GASKET-----	1
38	T-573	BOLT-----	2



6J7041 TANK AND VALVE GROUP—As Viewed from Right Hand Side of Machine—Part 1 of 4—Type 1

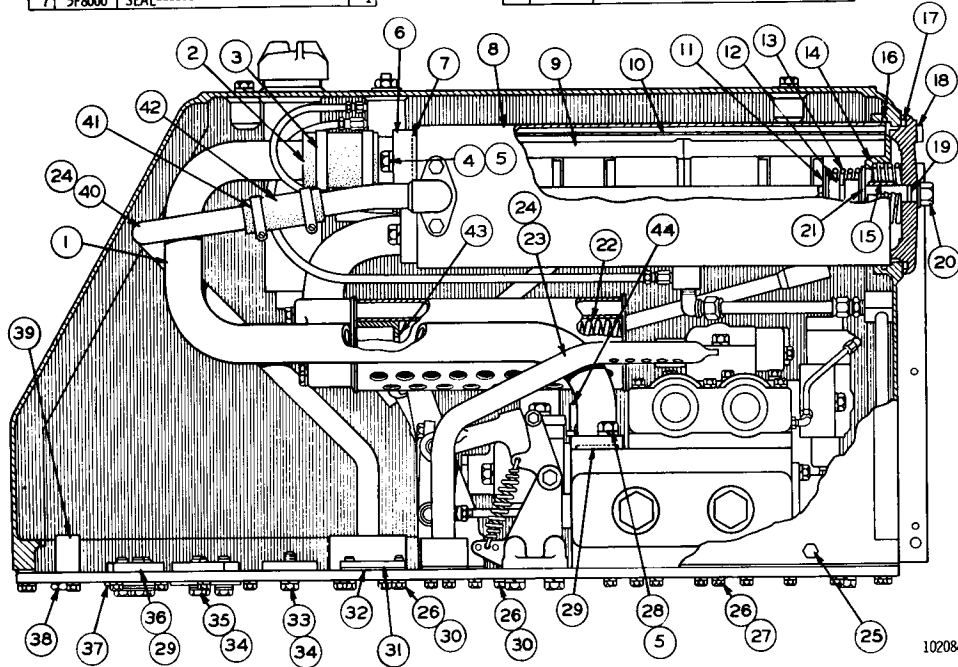
Part of 6K5440 Arrangement listed on Page 175
5J7953 Valve parts are shown on Pages 110 and 111

6J7041 TANK AND VALVE GROUP—As Viewed from Right Hand Side of Machine—Part 2 of 4—Type 1
Part of 6K5440 Arrangement listed on Page 175

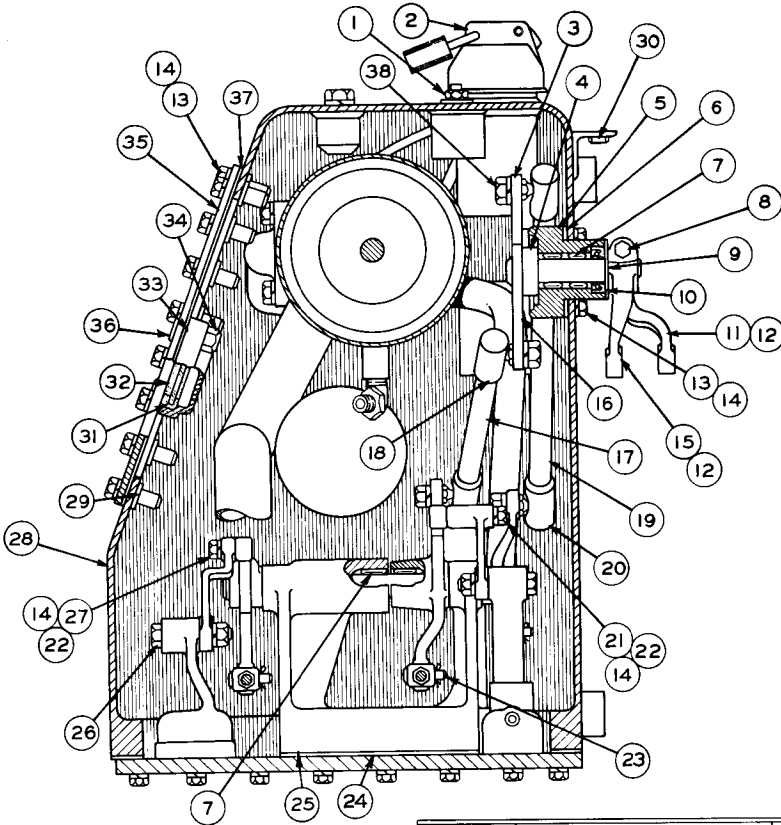
REF NO	PART NUMBER	DESCRIPTION	QTY
1	5J5182	TUBE ASSEM. -----	1
2	4J7313	HOSE -----	1
3	4M7139	CLAMP-----	2
4	S-1587	BOLT-----	2
5	3B4508	LOCKWASHER-----	4
6	5J5157	TUBE ASSEM. -----	1
7	5F8000	SEAL-----	1

REF NO	PART NUMBER	DESCRIPTION	QTY
8	5J4962	TUBE ASSEM. -----	1
9	6J7096	ELEMENT ASSEM. -----	2
10	6J3795	SCREEN ASSEM. -----	1
	2J917	RETAINER-----	1
	1H1200	PIN----- (1.25" Long)	1
	6H3956	PIN----- (1" Long)	1

REF NO	PART NUMBER	DESCRIPTION	QTY
12	5J1607	SPACER-----	1
13	5J2926	SPRING-----	1
14	4J1704	SEAT-----	1
15	6J2236	SPRING-----	1
16	2K4472	SEAL-----	1
17	6J2933	COVER-----	1
	5L5032	SEAL-----	1
	2J2864	PLUG-----	1
18	6F5559	SEAL-----	1
19	6F4855	SEAL-----	1
20	5J4871	BOLT ASSEM. -----	1
	3B9363	WASHER-----	1
21	2J918	VALVE-----	1
22	6J3911	SPRING-----	1
23	5J5204	TUBE ASSEM. -----	1
24	5J5166	GASKET-----	2
	3K8460	PLUG-----	1
25	1J9671	SEAL-----	1
26	1A2029	BOLT-----	19
27	3B4506	LOCKWASHER-----	8
28	S-1585	BOLT-----	2
29	1H9696	SEAL-----	5
	5L5840	WASHER----- (lock wash)	11
30	5B9628	WASHER----- (lock wash)	11
31	3J9306	COVER-----	2
32	4J8425	GASKET-----	2
33	S-1595	BOLT-----	2
34	5L5180	WASHER----- (lock wash)	10
	1K4703	WASHER----- (lock wash)	8
35	7B3235	BOLT-----	10
36	3J9296	COVER-----	5
	4I9957	COVER-----	4
37	2J1799	GASKET-----	4
	7M5897	PLUG ASSEM. -----	1
38	2M9780	SEAL-----	1
		(Part of 7M5897 Plug Assem.)	
39	6J1888	BLOCK-----	2
	3F4479	PIN-----	2
40	5J5202	TUBE ASSEM. -----	1
41	9M7958	CLAMP-----	2
42	5J5211	HOSE-----	1
43	6J3908	ORIFICE-----	1
44	6J4578	STOP-----	1



102084

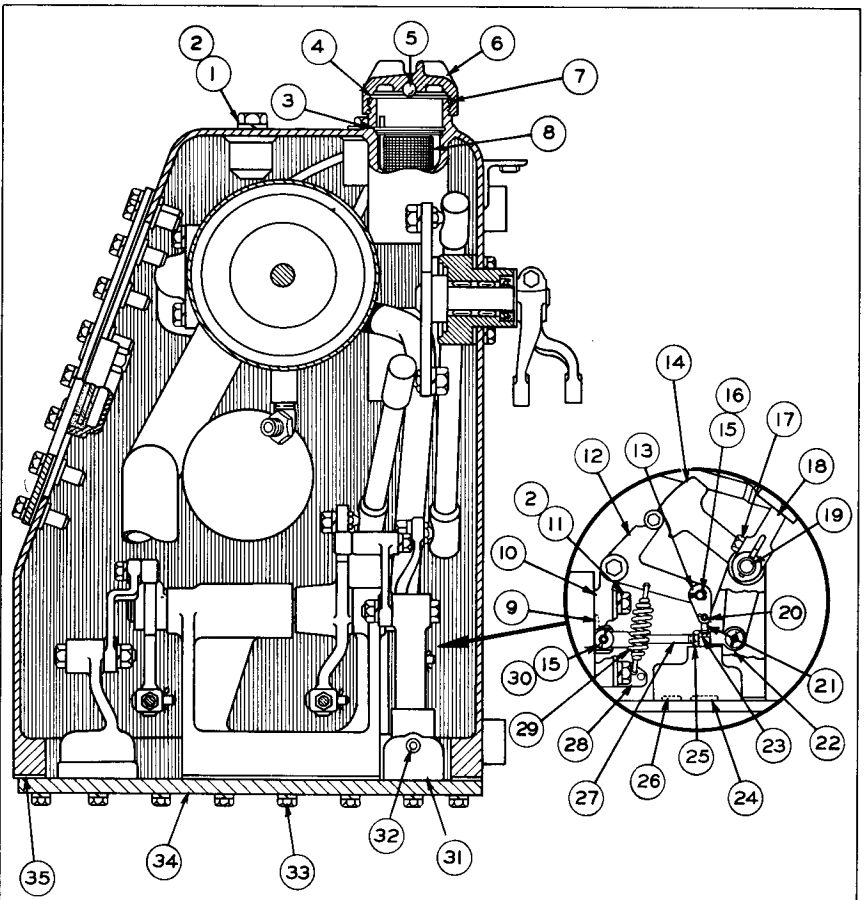


REF NO.	PART NUMBER	DESCRIPTION	QTY.
1	6J468	INDICATOR ASSEM.	1
2	5D1910	PROTECTION COVER GROUP (See Separate Illustration)	1
3	5J5774	LEVER ASSEM.	1
4	2H5746	ADAPTER	2
5	5J8102	HOUSING	2
6	4J8425	GASKET	2
7	7F7983	BEARING	8
8	S-1571	BOLT	2
	1D4717	NUT	2
9	8B4037	WASHER	2
10	3J4407	SEAL	2
11	5J5728	LEVER	1
12	188706	KEY	2
13	S-1594	BOLT	52
14	3B4506	LOCKWASHER	54
15	5J5729	LEVER	1
16	5J5776	LEVER ASSEM.	1
17	5J5765	ROD ASSEM.	1
18	2H9250	JOINT (Part of 5J5765 Rod Assem.)	2
19	5J5764	ROD ASSEM.	1
20	2H9250	JOINT (Part of 5J5764 Rod Assem.)	2

REF NO.	PART NUMBER	DESCRIPTION	QTY.
21	4J3441	ROLLER	1
22	1B4203	NUT	2
23	1J4384	PIN	2
	3B4615	COTTER PIN	2
24	5J5247	GASKET	1
25	5J5033	BRACKET	1
26	2J6602	PIN	2
	1B4204	NUT	2
	3B4507	LOCKWASHER	2
27	2J8262	ROLLER	1
28	6J7063	TANK ASSEM.	1
29	6J2237	{BOSS	44
30	9F2978	{NUT (Weld)	2
		(Parts of 6J7063 Tank Assem.)	
31	4J8252	GLASS	1
32	4J8251	GROMMET	1
33	4J8250	RETAINER	1
34	4J8265	NUT	4
	6J2459	COVER ASSEM. Consisting of:	1
35	5J5159	{COVER	1
36	5J96	{STUD	4
37	5J5160	GASKET	1
	1B4205	NUT	4
38	3B4508	LOCKWASHER	4

102085

6J7041 TANK AND VALVE GROUP—Part 3 of 4—Type 1
AS VIEWED FROM FRONT OF MACHINE. Part of 6K5440 Arrangement
listed on Page 175. 5D1910 Protection Cover parts are shown on Page 127B



REF NO	PART NUMBER	DESCRIPTION	QTY
1	S-1620	BOLT-----	2
2	3B4508	LOCKWASHER-----	4
3	6H9361	RING-----	1
4	6H5139	PLATE-----	1
5	7B6368	BALL-----	1
6	7H1447	CAP-----	1
7	9H6454	GASKET-----	1
8	6J2025	STRAINER ASSEM.---	1
9	4J519	SEAL-----	1
10	5J5109	BRACKET-----	1
11	S-1587	BOLT-----	2
12	5J5071	LEVER-----	1
13	5J7518	LINK-----	2
14	5J5111	LEVER-----	1
15	1J4384	PIN-----	2
16	3B4618	COTTER PIN-----	1
	7H3912	BUSHING-----	1
17	S-1588	BOLT-----	1
	4J7739	LEVER-----	1
18	1B8706	KEY-----	1
19	5J5105	SHAFT-----	1

REF NO	PART NUMBER	DESCRIPTION	QTY
20	2S975	PIN-----	1
	3B4607	COTTER PIN-----	1
21	5J7546	ROD-----	1
22	4J8922	END-----	1
23	6F612	NUT-----	1
24	5F7054	SEAL-----	1
25	5B9079	NUT-----	1
26	6F4855	SEAL-----	1
27	5J5933	ROD-----	1
28	5J5941	BRACKET-----	1
29	6J471	SPRING-----	1
30	3B4615	COTTER PIN-----	1
	5J7958	BODY GROUP-----	1
		Consisting of:	
31	Not Serv.	BODY-----	1
	Not Serv.	STEM-----	1
32	3D4603	PLUG-----	1
33	T-320	BOLT-----	52
	3B4507	LOCKWASHER-----	52
34	5J5178	PLATE-----	1
35	5J5234	GASKET-----	1

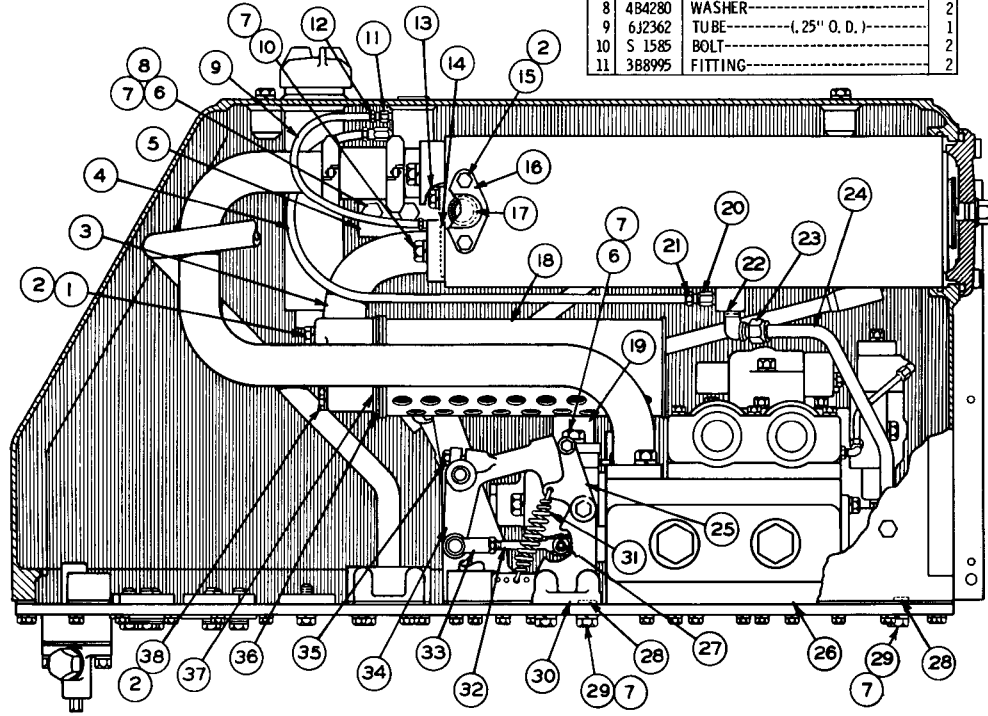
102086

6J7041 TANK AND VALVE GROUP—Part 4 of 4—Type 1
 AS VIEWED FROM FRONT OF MACHINE
 Part of 6K5440 Arrangement listed on Page 175

REF. NO.	PART NUMBER	DESCRIPTION	QTY.
1	L 1352	BOLT-----	2
2	3B4506	LOCKWASHER-----	6
3	5J5937	TUBE ASSEM.-----	1

REF. NO.	PART NUMBER	DESCRIPTION	QTY.
4	6J2363	TUBE-----(.25" O. D.)-----	1
5	5J5146	BRACKET-----	1
6	6H1717	BOLT-----	4
7	3B4508	LOCKWASHER-----	10
8	4B4280	WASHER-----	2
9	6J2362	TUBE-----(.25" O. D.)-----	1
10	S 1585	BOLT-----	2
11	3B8995	FITTING-----	2

REF. NO.	PART NUMBER	DESCRIPTION	QTY.
12	1F1344	NUT-----	2
		(1 in each 3B8995 Fitting)	
13	T 318	BOLT-----	2
	3B4507	LOCKWASHER-----	2
	4B4279	WASHER-----	2
14	7F8267	SEAL-----	1
15	1A2029	BOLT-----	2
16	6J236	TUBE ASSEM.-----	1
17	5F1678	SEAL-----	1
18	7J773	TUBE ASSEM.-----	1
19	5J6022	TUBE ASSEM.-----	1
C 20	3B8996	FITTING-----	2
		NUT-----	2
		(1 in each 3B8996 Fitting)	
C 22	3B9053	FITTING-----	1
23	8F8998	NUT-----	1
		(Part of 3B9053 Fitting)	
C 24	7J748	TUBE-----	1
25	5J5108	LEVER-----	1
26	5J7953	CONTROL VALVE GROUP-----	1
		(See Separate Illustration)	
27	1J4384	PIN-----	1
	3B4615	COTTER PIN-----	1
28	8F3469	SEAL-----	10
29	7B3235	BOLT-----	4
30	5J5006	BRACKET-----	1
C 31	7J771	SPRING-----	1
32	5J5932	ROD-----	1
	4J8922	END-----	1
33	5B9079	NUT-----	1
	5J5110	LEVER-----	1
34	1B8706	KEY-----	1
35	1A2209	BOLT-----	1
36	5J9261	DISC-----	1
C 37	5J5942	GASKET-----	2
C 38	T573	BOLT-----	2



C INDICATES CHANGE FROM PREVIOUS TYPE

126982

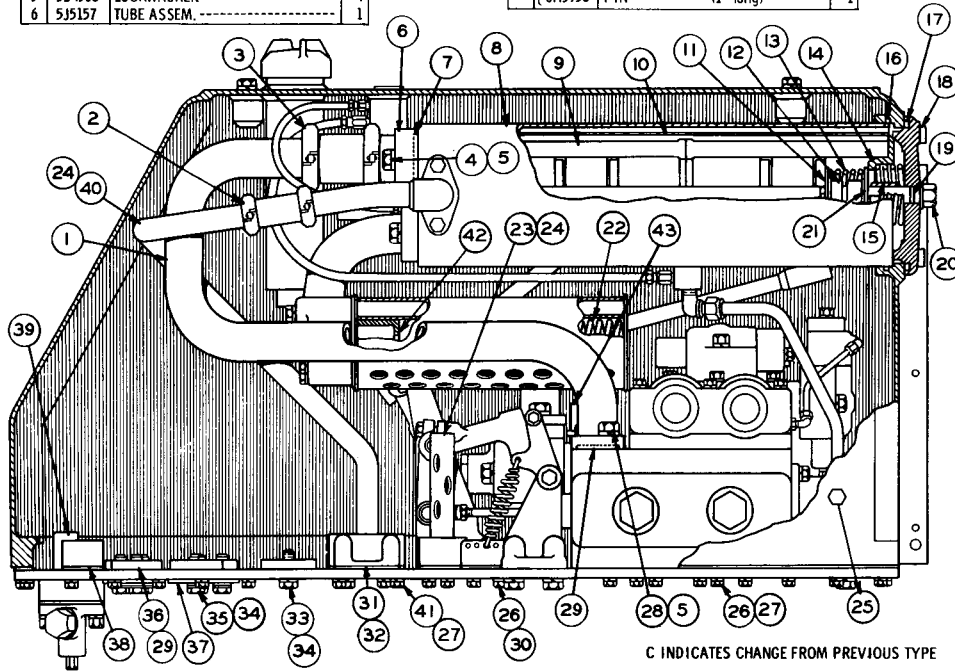
6J7041 TANK AND VALVE GROUP—As Viewed from Right Hand Side of Machine—Part 1 of 4—Type 2
 Part of 6K5440 Arrangement listed on Page 175
 5J7953 Valve parts are shown on Pages 110 & 111

6J7041 TANK AND VALVE GROUP—As Viewed from Right Hand Side of Machine—Part 2 of 4—Type 2
Part of 6K5440 Arrangement listed on Page 175

REF. NO.	PART NUMBER	DESCRIPTION	QTY
1	5J5182	TUBE ASSEM.-----	1
C 2	2S7070	JOINT ASSEM.-----	1
	9S2082	SEAL ASSEM.----- (Part of 2S7070 Assem.)	2
C 3	6L2849	COUPLING-----	1
4	S1587	BOLT-----	2
5	3B4508	LOCKWASHER-----	4
6	5J5157	TUBE ASSEM.-----	1

REF. NO.	PART NUMBER	DESCRIPTION	QTY
7	5F8000	SEAL-----	1
8	7J769	TUBE ASSEM.-----	1
C 9	4J6064	ELEMENT ASSEM.-----	2
10	6J3795	SCREEN ASSEM.-----	1
	2J917	RETAINER-----	1
11	1H1200	PIN----- (1.25" long)	1
	6H3956	PIN----- (1" long)	1

REF. NO.	PART NUMBER	DESCRIPTION	QTY
12	5J1607	SPACER-----	1
13	5J2926	SPRING-----	1
14	4J1704	SEAT-----	1
15	6J2236	SPRING-----	1
16	2K4472	SEAL-----	1
	6J9716	COVER-----	1
C 17	5L5032	SEAL-----	1
	2J2864	PLUG-----	2
C 18	6F5559	SEAL-----	2
	6F4855	SEAL-----	1
19	5J4871	BOLT ASSEM.-----	1
20	3B9363	WASHER-----	1
	2J918	VALVE-----	1
	6J3911	SPRING-----	1
C 23	7J772	TUBE ASSEM.-----	1
	5J5166	GASKET-----	2
C 24	9S4182	PLUG-----	1
C 25	3J7354	SEAL-----	1
C 26	1A2029	BOLT-----	11
C 27	3B4506	LOCKWASHER-----	17
	S 1585	BOLT-----	2
29	1H9696	SEAL-----	5
C 30	5L5840	WASHER----- (see 20)	3
C 31	5B9628	WASHER----- (see 20)	3
	7J2852	COVER-----	2
C 32	4J8425	GASKET-----	2
	S 1595	BOLT-----	2
33	5L5180	WASHER----- (see 20)	10
	1K4703	WASHER----- (see 20)	10
35	7B3235	BOLT-----	8
36	3J9296	COVER-----	5
	4J9957	COVER-----	4
37	2J1799	GASKET-----	4
	6J9523	FLANGE-----	1
C 38	7J96	GASKET-----	1
	6J1888	BLOCK-----	2
39	3F4479	PIN-----	2
40	5J5202	TUBE ASSEM.-----	1
41	S1588	BOLT-----	9
42	6J3908	ORIFICE-----	1
43	6J4578	STOP-----	1

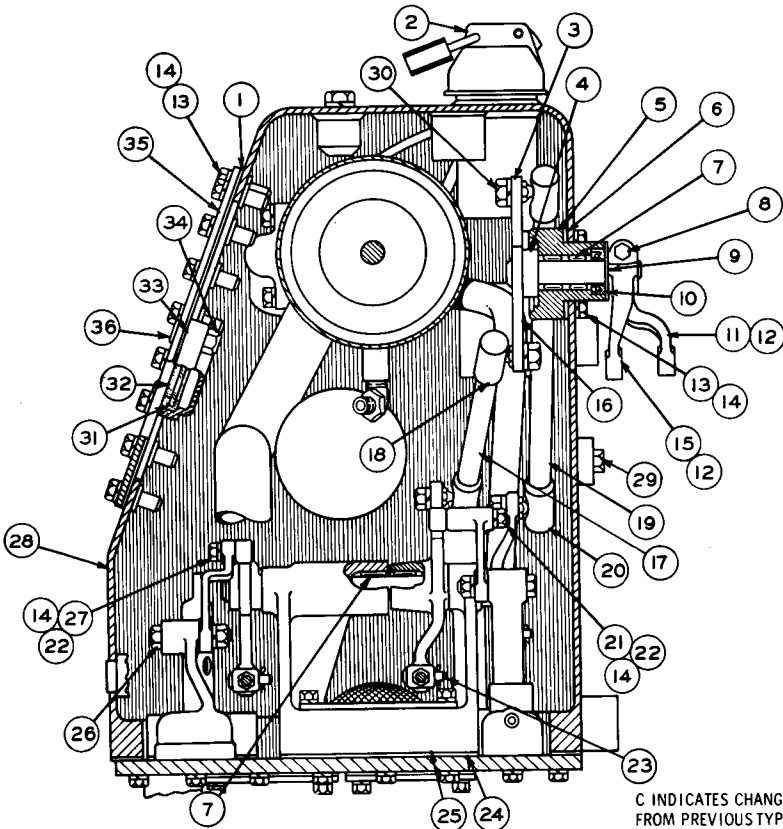


C INDICATES CHANGE FROM PREVIOUS TYPE

126983

ATTACHMENTS

180C



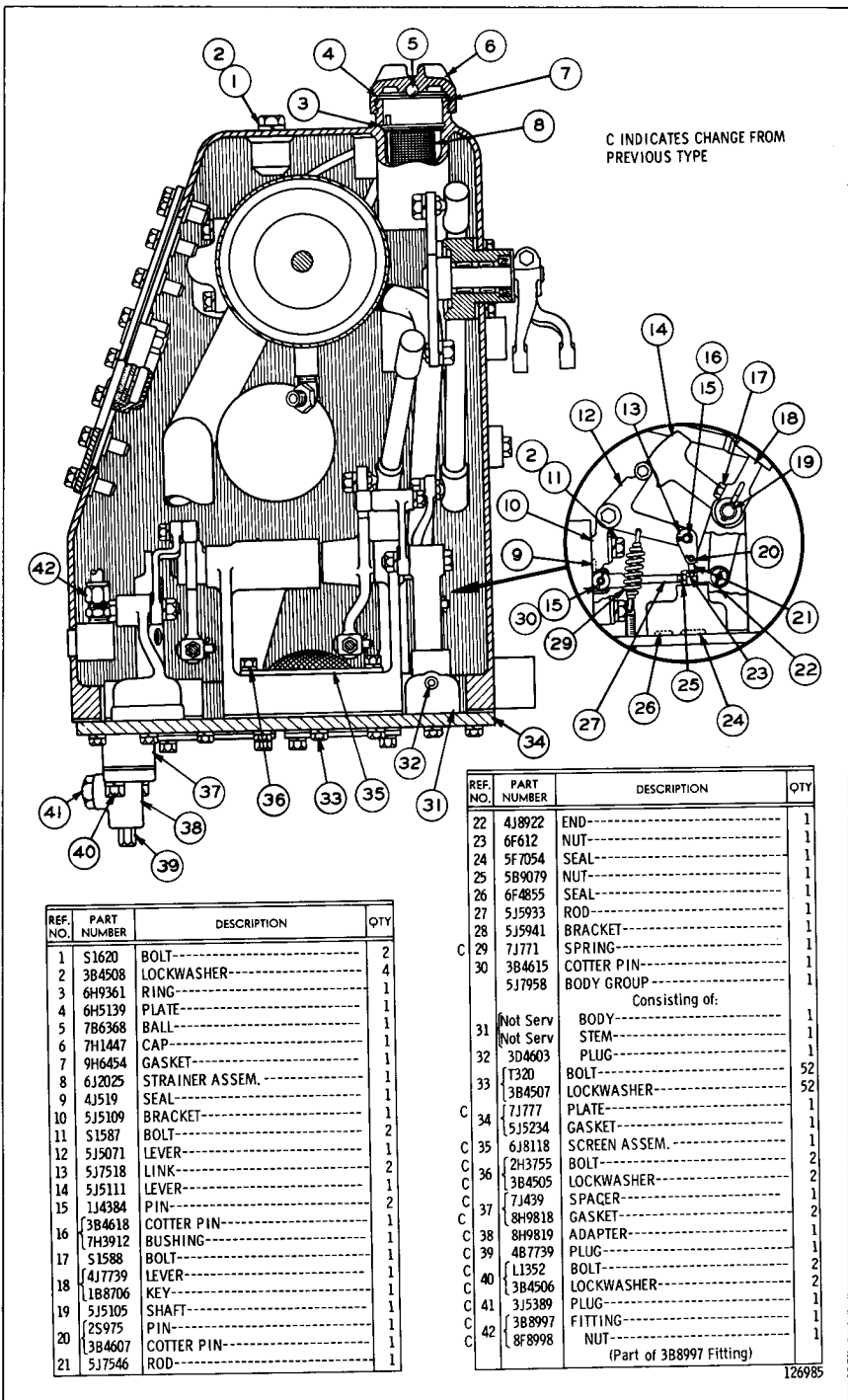
C INDICATES CHANGE
FROM PREVIOUS TYPE

REF. NO.	PART NUMBER	DESCRIPTION	QTY
1	5J5160	GASKET-----	1
2	5D1910	PROTECTION COVER GROUP----- (See Separate Illustration)	1
3	5J5774	LEVER ASSEM.-----	1
4	2H5746	ADAPTER-----	2
5	5J8102	HOUSING-----	2
6	4J8425	GASKET-----	2
7	7F7983	BEARING-----	8
8	S 1571	BOLT-----	2
	1D4717	NUT-----	2
9	8B4037	WASHER-----	2
10	3J4407	SEAL-----	2
11	5J5728	LEVER-----	1
12	1B8706	KEY-----	2
13	S 1594	BOLT-----	52
14	3B4506	LOCKWASHER-----	54
15	5J5729	LEVER-----	1
16	5J5776	LEVER ASSEM.-----	1
17	5J5765	ROD ASSEM.-----	1
18	2H9250	JOINT----- (Part of 5J5765 Rod Assem.)	2
19	5J5764	ROD ASSEM.-----	1
20	2H9250	JOINT----- (Part of 5J5764 Rod Assem.)	2

REF. NO.	PART NUMBER	DESCRIPTION	QTY
21	4J3441	ROLLER-----	1
22	1B4203	NUT-----	2
23	1J4384	PIN-----	2
	3B4615	COTTER PIN-----	2
24	5J5247	GASKET-----	1
25	7J779	BRACKET-----	1
26	2J6602	PIN-----	2
	1B4204	NUT-----	2
27	3B4507	LOCKWASHER-----	2
	2J8262	ROLLER-----	1
28	7J774	TANK ASSEM.-----	1
	7J775	TANK ASSEM.-----	1
29	8B910	PLUG----- (Parts of 7J774 Assem.)	1
30	1B4205	NUT-----	4
	3B4508	LOCKWASHER-----	4
31	4J8252	GLASS-----	1
32	4J8251	GROMMET-----	1
33	4J8250	RETAINER-----	1
34	4J8265	NUT-----	4
	6J2459	COVER ASSEM.----- Consisting of:	1
35	5J5159	COVER-----	1
36	5J96	STUD-----	4

126984

6J7041 TANK AND VALVE GROUP—Part 3 of 4—Type 2
AS VIEWED FROM FRONT OF MACHINE. Part of 6K5440 Arrangement listed
on Page 175. 5D1910 Protection Cover parts are shown on Page 127B



C INDICATES CHANGE FROM PREVIOUS TYPE

REF. NO.	PART NUMBER	DESCRIPTION	QTY
1	S1620	BOLT-----	2
2	3B4508	LOCKWASHER-----	4
3	6H9361	RING-----	1
4	6H5139	PLATE-----	1
5	7B6368	BALL-----	1
6	7H1447	CAP-----	1
7	9H6454	GASKET-----	1
8	6J2025	STRAINER ASSEM.-----	1
9	4J519	SEAL-----	1
10	5J5109	BRACKET-----	1
11	S1587	BOLT-----	2
12	5J5071	LEVER-----	1
13	5J7518	LINK-----	2
14	5J5111	LEVER-----	1
15	1J4384	PIN-----	2
16	3B4618 7H3912	COTTER PIN----- BUSHING-----	1 1
17	S1588	BOLT-----	1
18	4J7739	LEVER-----	1
18	1B8706	KEY-----	1
19	5J5105	SHAFT-----	1
19	2S975	PIN-----	1
20	3B4607	COTTER PIN-----	1
21	5J7546	ROD-----	1

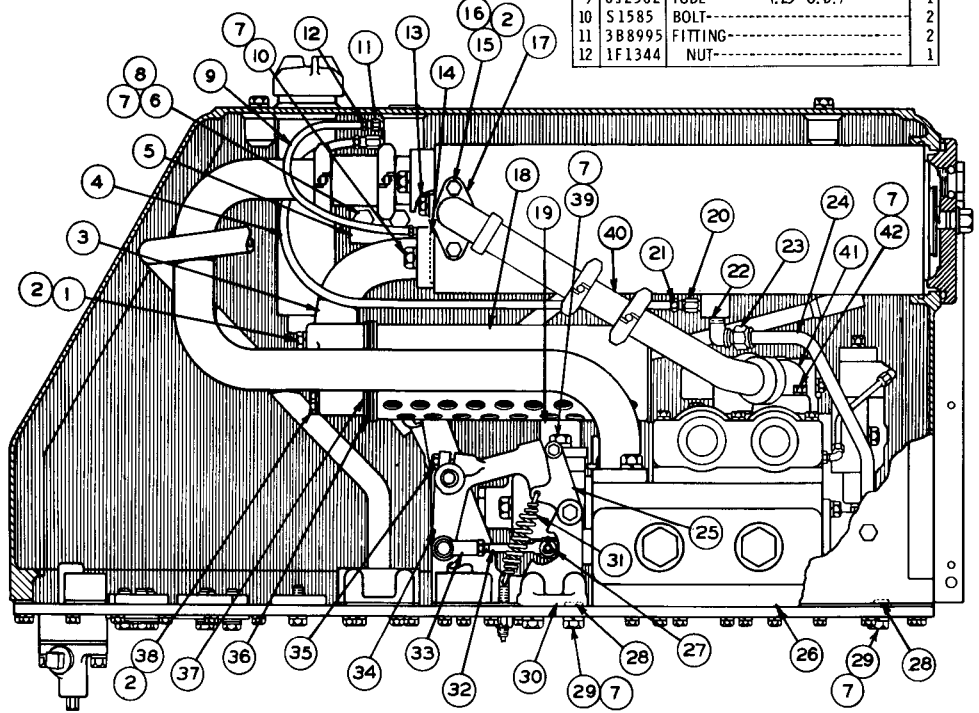
REF. NO.	PART NUMBER	DESCRIPTION	QTY
22	4J8922	END-----	1
23	6F612	NUT-----	1
24	5F7054	SEAL-----	1
25	5B9079	NUT-----	1
26	6F4855	SEAL-----	1
27	5J5933	ROD-----	1
28	5J5941	BRACKET-----	1
29	7J771	SPRING-----	1
30	3B4615 5J7958	COTTER PIN----- BODY GROUP-----	1 1
Consisting of:			
31	Not Serv	BODY-----	1
31	Not Serv	STEM-----	1
32	3D4603	PLUG-----	1
33	T320 3B4507	BOLT----- LOCKWASHER-----	52 52
34	7J777 5J5234	PLATE----- GASKET-----	1 1
35	6J8118	SCREEN ASSEM.-----	1
36	2H3755 3B4505	BOLT----- LOCKWASHER-----	2 2
37	7J439 8H9818	SPACER----- GASKET-----	1 2
38	8H9819	ADAPTER-----	1
39	4B7739 1L352	PLUG----- BOLT-----	1 2
40	3B4506	LOCKWASHER-----	2
41	3J5389	PLUG-----	1
42	3B8997 8F8998	FITTING----- NUT-----	1 1
(Part of 38897 Fitting)			

126985

6J7041 TANK AND VALVE GROUP--Part 4 of 4--Type 2
AS VIEWED FROM FRONT OF MACHINE
Part of 6K5440 Arrangement listed on Page 175

REF NO	PART NUMBER	DESCRIPTION	QTY
1	L1352	BOLT-----	2
2	3B4506	LOCKWASHER-----	6
3	5J5937	TUBE ASSEM.-----	1

4	6J2363	TUBE----- (.25" O. D.)-----	1
5	5J5146	BRACKET-----	1
6	6H1717	BOLT-----	2
7	3B4508	LOCKWASHER-----	12
8	4B4280	WASHER-----	2
9	6J2362	TUBE----- (.25" O. D.)-----	1
10	S1585	BOLT-----	2
11	3B8995	FITTING-----	2
12	1F1344	NUT-----	1



13	T318	BOLT-----	2
	3B4507	LOCKWASHER-----	2
	4B4279	WASHER-----	2
14	7F8267	SEAL-----	1
15	S1619	BOLT----- (3" long)-----	1
16	S1591	BOLT----- (1.50" long)-----	1
	7J3572	TUBE ASSEM.-----	1
17	3D9412	GASKET-----	1
18	7J773	TUBE ASSEM.-----	1
19	5J6022	TUBE-----	1
20	3B8996	FITTING-----	2
21	8F8997	NUT-----	1
22	3B9053	FITTING-----	1
23	8F8998	NUT-----	1
24	7J748	TUBE-----	1
25	5J5108	LEVER-----	1
26	5J7953	CONTROL VALVE GROUP----- (See Separate Illustration)	1
27	1J4384	PIN-----	1
	3B4615	COTTER PIN-----	1
28	8F3469	SEAL-----	10
29	7B3235	BOLT-----	4
30	7J6226	BRACKET-----	1
31	6H962	SPRING-----	1
32	5J5932	ROD-----	1
	4J8922	END-----	1
33	5B9079	NUT-----	1
	5J5110	LEVER-----	1
34	1B8706	KEY-----	1
35	1A2209	BOLT-----	1
36	5J9261	DISC-----	1
37	5J5942	GASKET-----	2
38	T573	BOLT-----	2
39	S1595	BOLT-----	2
40	7S8062	JOINT-----	1
41	7J3570	TUBE ASSEM.-----	1
	7J3573	GASKET-----	1
42	2B2006	BOLT-----	2

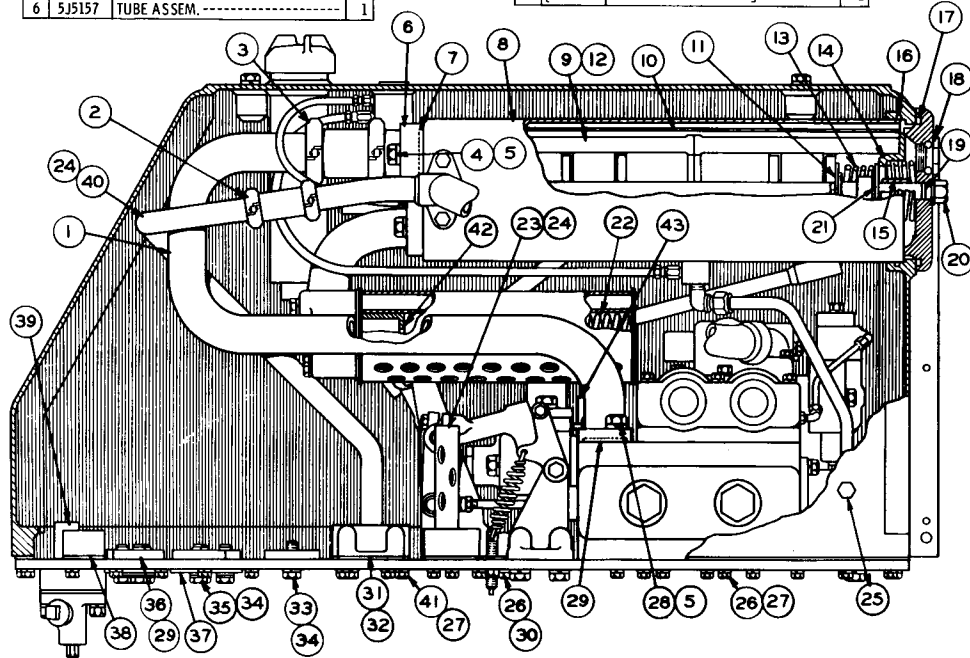
133933

6J7041 TANK AND VALVE GROUP—As Viewed from Right Hand Side of Machine—Part 1 of 4—Type 3
 Part of 6K5440 Arrangement listed on Page 175
 5J7953 Valve parts are shown on Pages 110 and 111

6J7041 TANK AND VALVE GROUP—As Viewed from Right Hand Side of Machine—Part 2 of 4—Type 3
Part of 6K5440 Arrangement listed on Page 175

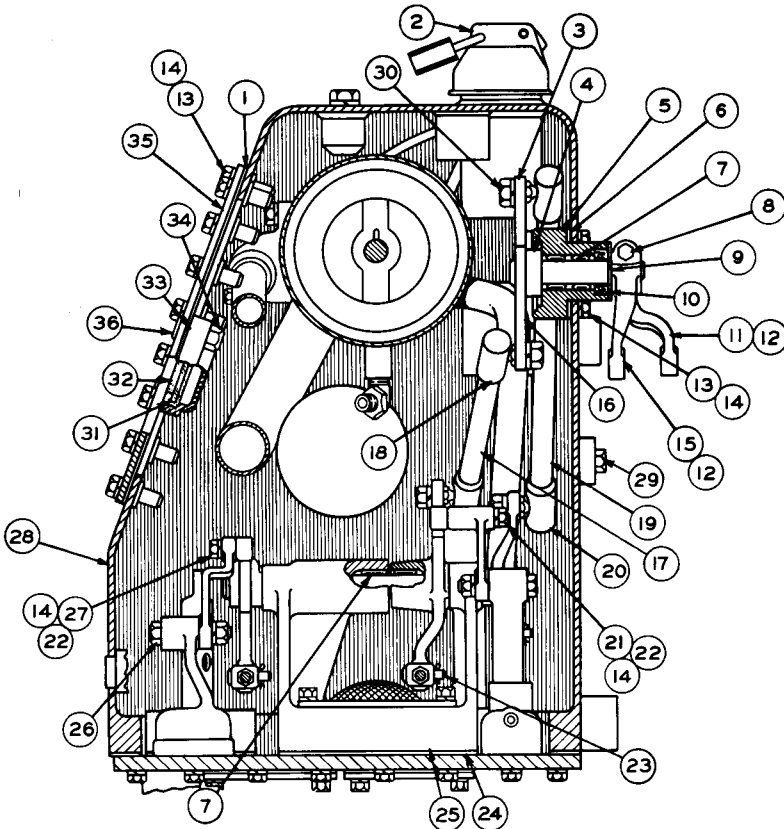
REF. NO.	PART NUMBER	DESCRIPTION	QTY
1	5J5182	TUBE ASSEM.-----	1
2	2S7070	JOINT ASSEM.-----	1
	9S2082	SEAL ASSEM.-----	2
	6L2849	COUPLING ASSEM.-----	1
3	2N8198	SEAL ASSEM.-----	2
4	S1587	BOLT-----	2
5	3B4508	LOCKWASHER-----	4
6	5J5157	TUBE ASSEM.-----	1

REF. NO.	PART NUMBER	DESCRIPTION	QTY
7	5F8000	SEAL-----	1
8	7J6096	TUBE ASSEM.-----	1
9	4J6064	ELEMENT ASSEM.-----(Paper)-----	1
10	6J3795	SCREEN ASSEM.-----	1
	2J917	RETAINER-----	1
11	1H1200	PIN------(1.25" long)-----	1
	7J5925	PIN------(1.125" long)-----	1



12	6J7096	ELEMENT ASSEM.-----(Steel)-----	1
13	5J2926	SPRING-----	1
14	4J1704	SEAT-----	1
15	6J2236	SPRING-----	1
16	2K4472	SEAL-----	1
	7J9197	COVER-----	1
17	5L5032	SEAL-----	1
	9S8010	PLUG-----	2
18	2S4078	SEAL-----	2
19	6F4855	SEAL-----	1
20	7J5586	BOLT-----	1
21	2J918	VALVE-----	1
22	6J3911	SPRING-----	1
23	7J772	TUBE ASSEM.-----	1
24	5J5166	GASKET-----	2
	9S4182	PLUG-----	1
25	3J7354	SEAL-----	1
26	1A2029	BOLT-----	11
27	3B4506	LOCKWASHER-----	17
28	S1585	BOLT-----	2
29	1H9696	SEAL-----	5
30	4B5167	WASHER-----	3
31	7J2852	COVER-----	2
32	4J8425	GASKET-----	2
33	S1595	BOLT-----	2
34	5B5689	WASHER-----	10
35	7B3235	BOLT-----	8
36	3J9296	COVER-----	5
37	4J9957	COVER-----	4
	2J1799	GASKET-----	1
38	6J9523	FLANGE-----	1
	7J96	GASKET-----	1
	6J1888	BLOCK-----	2
39	3F4479	PIN-----	2
40	5J5202	TUBE ASSEM.-----	1
41	S1588	BOLT-----	9
42	6J3908	ORIFICE-----	1
43	6J4578	STOP-----	1

133935

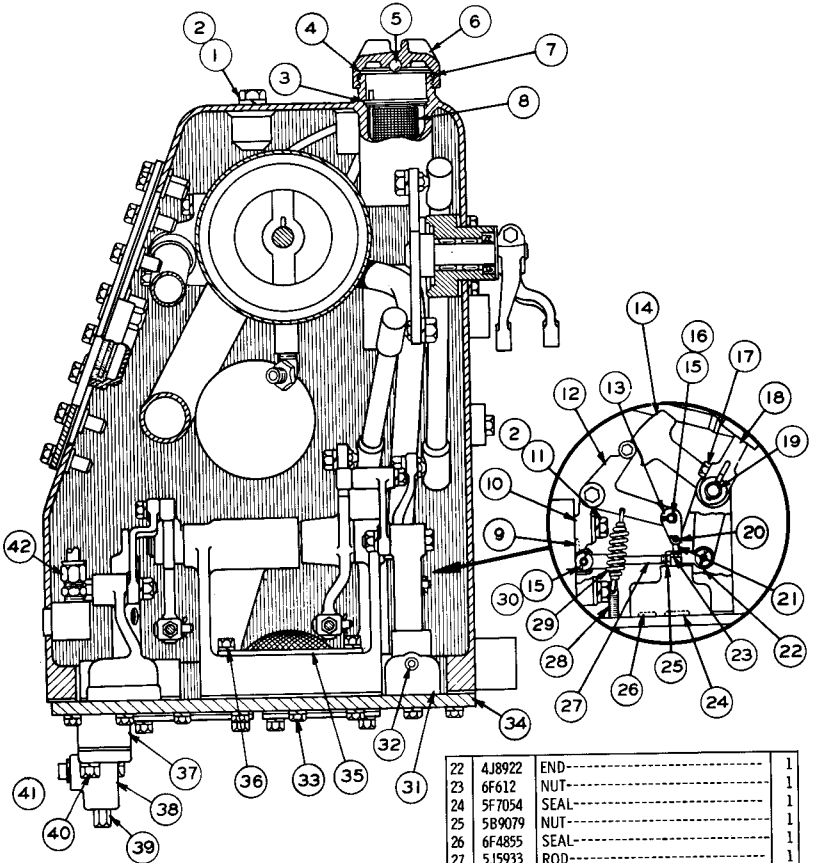


REF NO	PART NUMBER	DESCRIPTION	QTY
1	5J5160	GASKET	1
2	5D1910	PROTECTION COVER GROUP (See Separate Illustration)	1
3	5J5774	LEVER ASSEM.	1
4	2H5746	ADAPTER	2
5	5J8102	HOUSING	2
6	4J8425	GASKET	2
7	7F7983	BEARING	8
8	S 1571	BOLT	2
	1D4717	NUT	2
9	8B4037	WASHER	2
10	3J4407	SEAL	2
11	7J7557	LEVER	1
12	1B8706	KEY	2
13	S 1594	BOLT	52
14	3B4506	LOCKWASHER	54
15	5J5729	LEVER	1
16	5J5776	LEVER ASSEM.	1
17	5J5765	ROD ASSEM.	1
18	2H9250	JOINT (Part of 5J5765 Rod Assem.)	2
19	5J5764	ROD ASSEM.	1
20	2H9250	JOINT (Part of 5J5764 Rod Assem.)	2

21	4J3441	ROLLER	1
22	1B4203	NUT	2
23	1J4384	PIN	2
	3B4615	COTTER PIN	2
24	5J5247	GASKET	1
25	7J779	BRACKET	1
	2J6602	PIN	2
26	1B4204	NUT	2
	3B4507	LOCKWASHER	2
27	2J8262	ROLLER	1
	7J774	TANK ASSEM.	1
28	7J775	TANK ASSEM.	1
29	8B910	PLUG (Parts of 7J774 Assem.)	1
	1B4205	NUT	4
30	3B4508	LOCKWASHER	4
31	4J8252	GLASS	1
32	4J8251	GROMMET	1
33	4J8250	RETAINER	1
34	4J8265	NUT	4
	6J2459	COVER ASSEM. Consisting of:	1
35	5J5159	COVER	1
36	5J96	STUD	4

133936

6J7041 TANK AND VALVE GROUP—Part 3 of 4—Type 3
AS VIEWED FROM FRONT OF MACHINE. Part of 6K5440 Arrangement
listed on Page 175. 5D1910 Protection Cover parts are shown
on Page 127B



REF. NO.	PART NUMBER	DESCRIPTION	QTY
1	S1620	BOLT-----	2
2	3B4508	LOCKWASHER-----	4
3	6H9361	RING-----	1
4	6H5139	PLATE-----	1
5	7B6368	BALL-----	1
6	7H1447	CAP-----	1
7	9H6454	GASKET-----	1
8	6J2025	STRAINER ASSEM.-----	1
9	4J519	SEAL-----	1
10	5J5109	BRACKET-----	2
11	S1585	BOLT-----	2
12	5J5071	LEVER-----	1
13	5J7518	LINK-----	2
14	5J5111	LEVER-----	1
15	1J4384	PIN-----	2
16	3B4618	COTTER PIN-----	1
17	7H3912	BUSHING-----	1
18	S1588	BOLT-----	1
19	4J7739	LEVER-----	1
18	1B8706	KEY-----	1
19	5J5105	SHAFT-----	1
20	25975	PIN-----	1
20	3B4607	COTTER PIN-----	1
21	5J7546	ROD-----	1

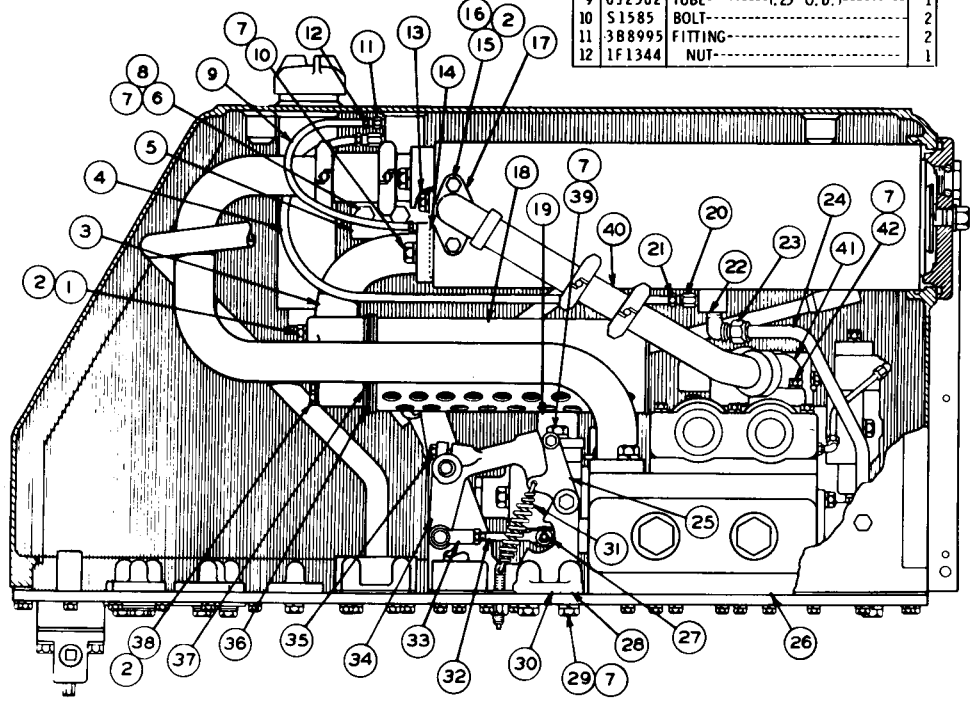
22	4J8922	END-----	1
23	6F612	NUT-----	1
24	5F7054	SEAL-----	1
25	5B9079	NUT-----	1
26	6F4855	SEAL-----	1
27	5J5933	ROD-----	1
28	7J6227	EYE SCREW-----	2
28	4J8265	NUT-----	2
28	4B5167	WASHER-----	2
29	6H962	SPRING-----	1
30	3B4615	COTTER PIN-----	1
30	5J7958	BODY GROUP-----	1
		Consisting of:	
31	Not Serv	BODY-----	1
31	Not Serv	STEM-----	1
32	3D4603	PLUG-----	1
33	T320	BOLT-----	52
33	3B4507	LOCKWASHER-----	52
34	7J6225	PLATE-----	1
34	5J5234	GASKET-----	1
35	6J8118	SCREEN ASSEM.-----	1
35	2H3755	BOLT-----	2
36	3B4505	LOCKWASHER-----	2
37	7J439	SPACER-----	1
37	8H9818	GASKET-----	2
38	8H9819	ADAPTER-----	1
39	4B7739	PLUG-----	1
40	L1352	BOLT-----	2
40	3B4506	LOCKWASHER-----	2
41	8J135	PLUG-----	1
42	3B8997	FITTING-----	1
42	8F8998	NUT-----	1

133937

6J7041 TANK AND VALVE GROUP—Part 4 of 4—Type 3
 AS VIEWED FROM FRONT OF MACHINE. Part of 6K5440
 Arrangement listed on Page 175

REF NO	PART NUMBER	DESCRIPTION	QTY
1	165	BOLT-----	2
2	3B4506	LOCKWASHER-----	6
3	5J5937	TUBE ASSEM.-----	1

4	6J2363	TUBE----- (1.25" O. D.)-----	1
5	5J5146	BRACKET-----	1
6	6H1717	BOLT-----	2
7	3B4508	LOCKWASHER-----	12
8	4B4280	WASHER-----	2
9	6J2362	TUBE----- (1.25" O. D.)-----	1
10	S1585	BOLT-----	2
11	3B8995	FITTING-----	2
12	1F1344	NUT-----	1



13	T318	BOLT-----	2
	3B4507	LOCKWASHER-----	2
	4B4279	WASHER-----	2
14	7F8267	SEAL-----	1
15	2H5330	BOLT----- (2.875" Long)-----	1
16	3B1915	BOLT----- (1.375" Long)-----	1
	7J3572	TUBE ASSEM.-----	1
17	3D9412	GASKET-----	1
18	7J773	TUBE ASSEM.-----	1
19	5J6022	TUBE-----	1
20	3B8996	FITTING-----	2
21	8F8997	NUT-----	1
22	3B9053	FITTING-----	1
23	8F8998	NUT-----	1
24	7J748	TUBE-----	1
25	5J5108	LEVER-----	1
26	5J7953	CONTROL VALVE GROUP----- (Separate Illustration)	1
27	5F9199	PIN-----	1
	8S7803	RETAINER-----	1
28	8F3469	SEAL-----	4
29	7B3235	BOLT-----	2
30	7J6226	BRACKET-----	1
31	6H962	SPRING-----	1
32	5J5932	ROD-----	1
	4J8922	END-----	1
33	5B9079	NUT-----	1
	5J5110	LEVER-----	1
34	1B8706	KEY-----	1
35	1A2209	BOLT-----	1
36	5J9261	DISC-----	1
37	5J5942	GASKET-----	2
38	S1619	BOLT-----	2
39	S1595	BOLT-----	2
40	7S8062	JOINT-----	1
	7J3570	TUBE ASSEM.-----	1
41	7J3573	GASKET-----	1
42	2B2006	BOLT-----	2

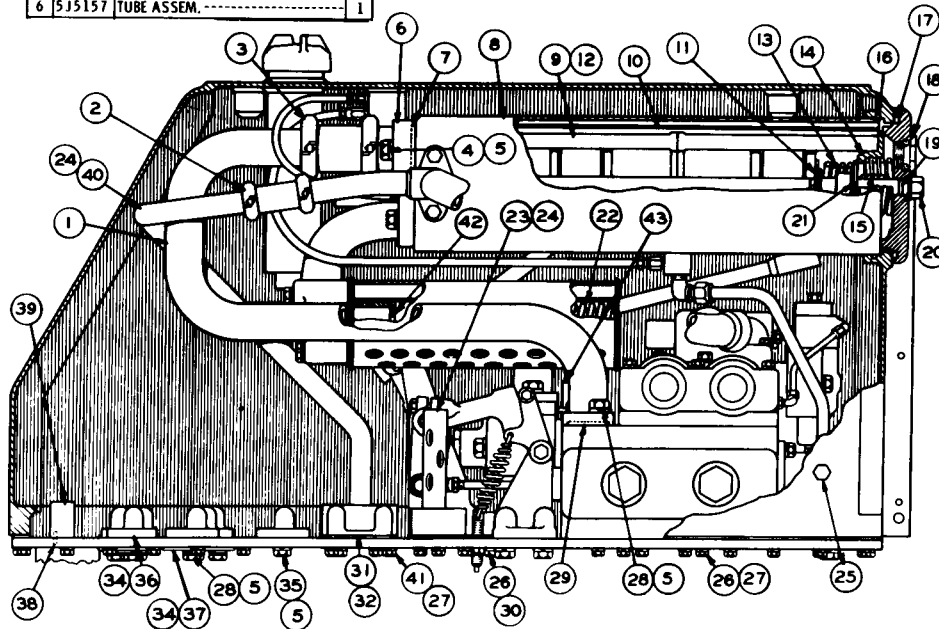
119214

6J7041 TANK AND VALVE GROUP—As Viewed from Right Hand Side of Machine—Part 1 of 4—Type 4
 Part of 6K5440 Arrangement listed on Page 175. 5J7953 Valve parts are shown on Pages 110, 110A, 110B & 111

6J7041 TANK AND VALVE GROUP—As Viewed from Right Hand Side of Machine—Part 2 of 4—Type 4
Part of 6K5440 Arrangement listed on Page 175

REF. NO.	PART NUMBER	DESCRIPTION	QTY
1	5J5182	TUBE ASSEM.	1
	2S7070	JOINT ASSEM.	1
2	9S2082	SEAL ASSEM.	2
	6L2849	COUPLING ASSEM.	1
3	2N8198	SEAL ASSEM.	2
4	51587	BOLT-----	2
C 5	3B4508	LOCKWASHER-----	12
6	5J5157	TUBE ASSEM.	1

7	5F8000	SEAL-----	1
8	7J6096	TUBE ASSEM.	1
9	4J6064	ELEMENT ASSEM. (Paper)	1
10	6J3795	SCREEN ASSEM.	1
	2J917	RETAINER-----	1
11	1H1200	PIN----- (1.25" Long)	1
	7J5925	PIN----- (1.125" Long)	1



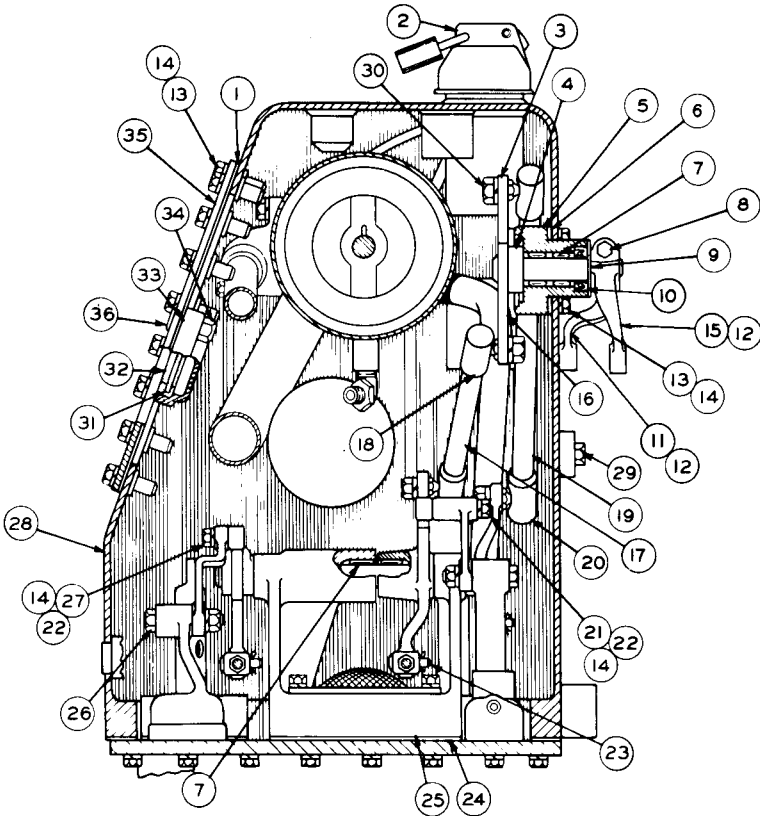
12	6J7096	ELEMENT ASSEM. (Steel)	1
13	5J2926	SPRING-----	1
14	4J1704	SEAT-----	1
15	6J2236	SPRING-----	1
16	2K4472	SEAL-----	1
	7J9197	COVER-----	1
17	5L5032	SEAL-----	1
	9S8010	PLUG-----	2
18	2S4078	SEAL-----	2
19	6F4855	SEAL-----	1
20	7J5586	BOLT-----	1
21	2J918	VALVE-----	1
22	6J3911	SPRING-----	1
23	7J772	TUBE ASSEM.	1
24	5J5166	GASKET-----	2
	9S4182	PLUG-----	1
25	3J7354	SEAL-----	1
26	1A2029	BOLT-----	11
27	3B4506	LOCKWASHER-----	16
C 28	51585	BOLT-----	10
C 29	1H9696	SEAL-----	1
30	4B5167	WASHER-----	3
31	7J2852	COVER-----	2
32	4J8425	GASKET-----	2
C 34	2J1799	GASKET-----	9
C 35	7B3235	BOLT-----	3
C 36	8J6129	COVER-----	5
37	1J8476	COVER-----	4
38	3F4479	PIN-----	2
39	8J2381	BLOCK-----	2
	8J2352	GASKET-----	2
40	5J5202	TUBE ASSEM.	1
41	51588	BOLT-----	8
42	6J3908	ORIFICE-----	1
43	6J4578	STOP-----	1

C INDICATES CHANGE

119215

ATTACHMENTS

181F

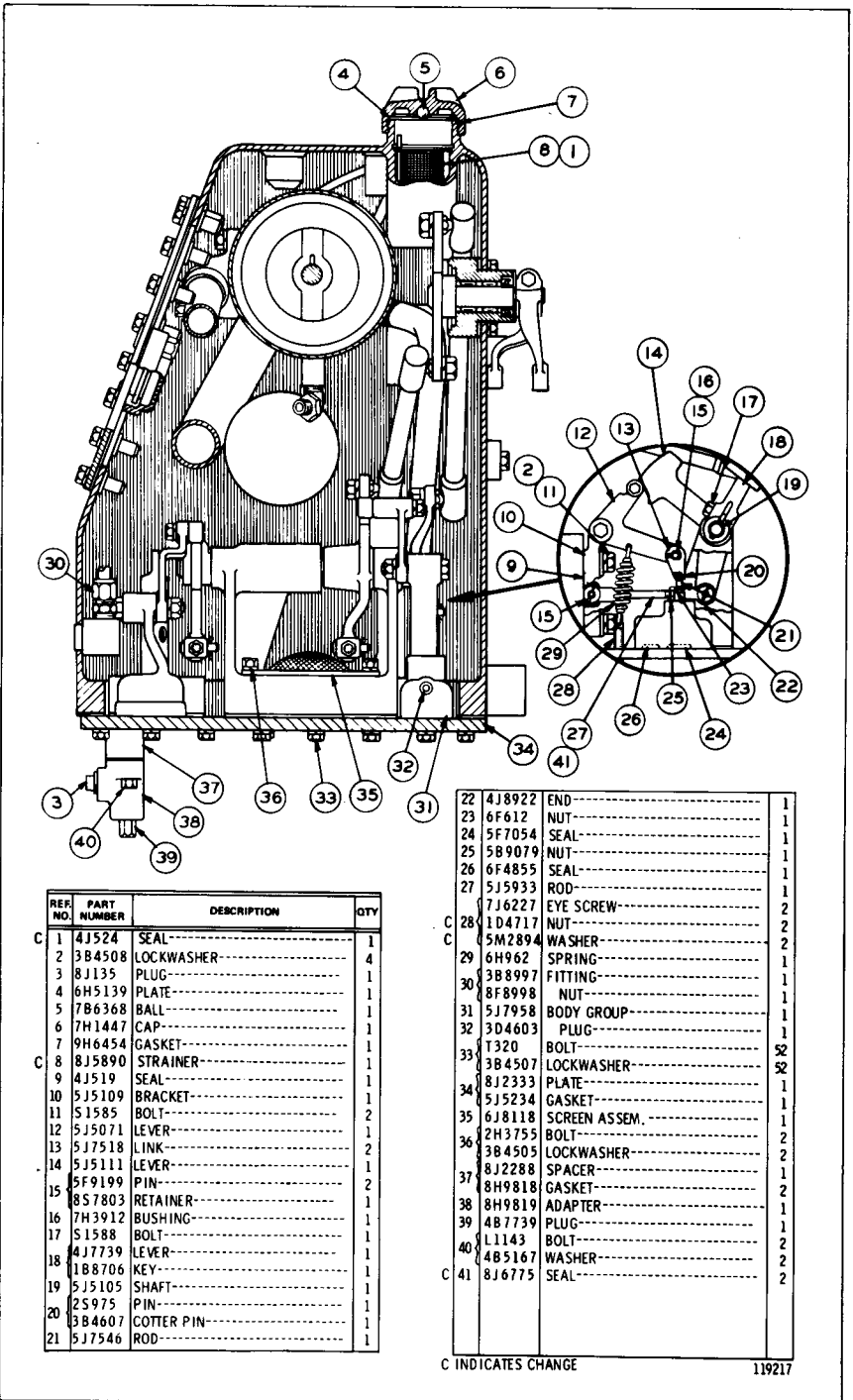


REF. NO.	PART NUMBER	DESCRIPTION	QTY
1	5J5160	GASKET	1
2	5D1910	PROTECTION COVER GROUP (Separate Illustration)	1
3	5J5774	LEVER ASSEM.	1
4	2H5746	ADAPTER	2
5	5J8102	HOUSING	2
6	4J8425	GASKET	2
7	7F7983	BEARING	8
8	51571	BOLT	2
	104717	NUT	2
9	8B4037	WASHER	2
10	3J4407	SEAL	2
11	7J7557	LEVER	1
12	1B8706	KEY	2
13	S1594	BOLT	52
14	3B4506	LOCKWASHER	54
15	5J5729	LEVER	1
16	5J5776	LEVER ASSEM.	1
17	5J5765	ROD ASSEM.	1
18	2H9250	JOINT	2
19	5J5764	ROD ASSEM.	1
20	2H9250	JOINT	2

21	4J3441	ROLLER	1
22	1B4203	NUT	2
23	5F9199	PIN	2
	8S7803	RETAINER	2
24	5J5247	GASKET	1
25	7J779	BRACKET	1
	2J6602	PIN	2
26	1B4204	NUT	2
	3B4507	LOCKWASHER	2
27	2J8262	ROLLER	1
	7J774	TANK ASSEM.	1
28	7J775	TANK ASSEM.	1
29	8B910	PLUG	1
	1B4205	NUT	4
30	3B4508	LOCKWASHER	4
31	4J8252	GLASS	1
32	4J8251	GROMMET	1
33	4J8250	RETAINER	1
34	4J8265	NUT	4
35	6J2459	COVER ASSEM.	1
	5J5159	COVER	1
36	5J96	STUD	4

119216

6J7041 TANK AND VALVE GROUP—Part 3 of 4—Type 4
 AS VIEWED FROM FRONT OF MACHINE
 Part of 6K5440 Arrangement listed on Page 175
 5D1910 Protection Cover parts are shown on Page 127B



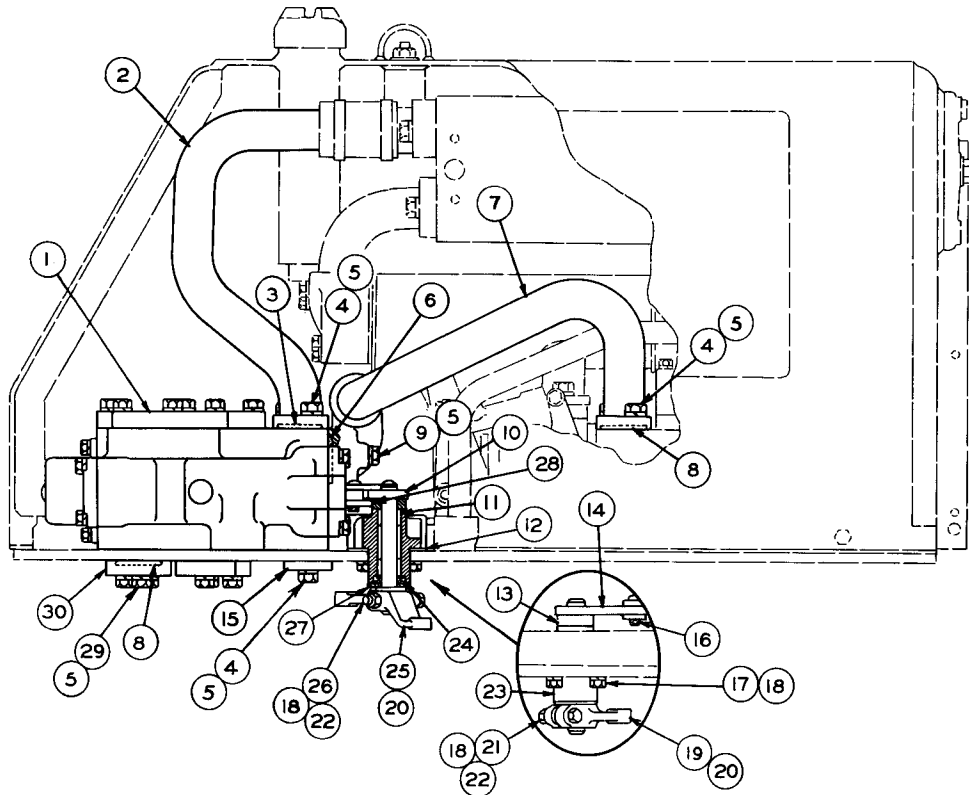
REF. NO.	PART NUMBER	DESCRIPTION	QTY
C 1	4J524	SEAL	1
2	3B4508	LOCKWASHER	4
3	8J135	PLUG	1
4	6H5139	PLATE	1
5	7B6368	BALL	1
6	7H1447	CAP	1
7	9H6454	GASKET	1
C 8	8J5890	STRAINER	1
9	4J519	SEAL	1
10	5J5109	BRACKET	1
11	5J585	BOLT	2
12	5J5071	LEVER	1
13	5J5718	LINK	2
14	5J5111	LEVER	1
15	5F9199	PIN	2
16	8S7803	RETAINER	1
17	7H3912	BUSHING	1
17	5J588	BOLT	1
18	4J7739	LEVER	1
18	1B8706	KEY	1
19	5J5105	SHAFT	1
19	2S975	PIN	1
20	3B4607	COTTER PIN	1
21	5J7546	ROD	1

22	4J8922	END	1
23	6F612	NUT	1
24	5F7054	SEAL	1
25	5B9079	NUT	1
26	6F4855	SEAL	1
27	5J5933	ROD	1
27	7J6227	EYE SCREW	1
28	1D4717	NUT	2
C 28	5M2894	WASHER	2
29	6H962	SPRING	1
30	3B8997	FITTING	1
30	8F8998	NUT	1
31	5J7958	BODY GROUP	1
32	3D4603	PLUG	1
33	T320	BOLT	52
33	3B4507	LOCKWASHER	52
34	8J2333	PLATE	1
35	5J5234	GASKET	1
35	6J8118	SCREEN ASSEM.	1
36	2H3755	BOLT	2
36	3B4505	LOCKWASHER	2
37	8J2288	SPACER	1
37	8H9818	GASKET	2
38	8H9819	ADAPTER	1
39	4B7739	PLUG	1
40	L1143	BOLT	2
40	4B5167	WASHER	2
C 41	8J6775	SEAL	2

C INDICATES CHANGE

119217

6J7041 TANK AND VALVE GROUP—Part 4 of 4—Type 4
 AS VIEWED FROM FRONT OF MACHINE
 Part of 6K5440 Arrangement listed on Page 175

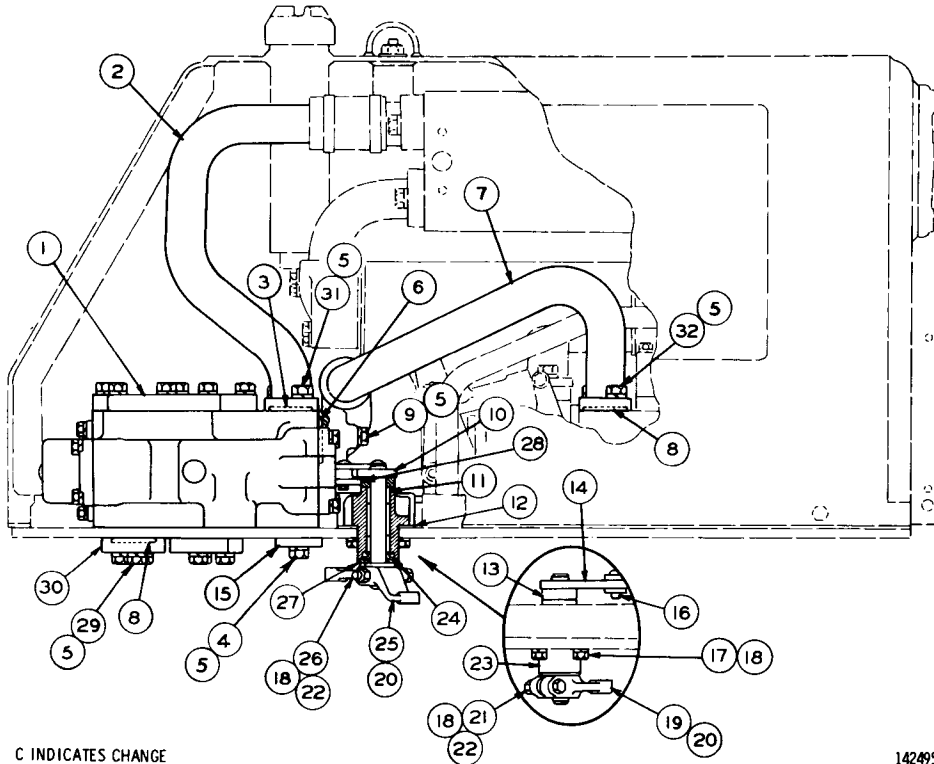


REF NO.	PART NUMBER	DESCRIPTION	QTY.
1	5J7955	CONTROL VALVE GROUP----- (See Separate Illustration)	1
2	5J5179	TUBE ASSEM. -----	1
3	1H9696	SEAL -----	1
4	S 1587	BOLT -----	6
5	3B4508	LOCKWASHER -----	16
6	4J522	SEAL -----	1
7	5J5151	TUBE ASSEM. -----	1
8	4J523	SEAL -----	5
9	9S1366	BOLT -----	2
10	5J5916	LEVER ASSEM. -----	1
11	7F7983	BEARING -----	4
12	4J8425	GASKET -----	2
13	2H5746	ADAPTER -----	2
14	5J5823	LEVER ASSEM. -----	1
15	2J7591	COVER -----	1
	1J4384	PIN -----	4
16	3B4615	COTTER PIN -----	4
	7H3912	BUSHING -----	2
17	S1588	BOLT -----	8
18	3B4506	LOCKWASHER -----	10
19	3J532	LEVER -----	1
20	1B8706	KEY -----	2
21	S 1590	BOLT -----	1
22	1D4717	NUT -----	2
23	5J880	HOUSING -----	2
24	3J4407	SEAL -----	2
25	6J2449	LEVER -----	1
26	S 1571	BOLT -----	1
27	8B4037	WASHER -----	2
28	4J7942	LINK -----	4
29	1A1460	BOLT -----	8
30	3K2759	COVER -----	4

128621

5J5723 CONVERSION GROUP—Type 1
 Part of 5K9838, 5K9839 and 5K9873 Conversion Arrangements listed on Pages 154 and 155
 5J7955 Valve parts are shown on Page 167

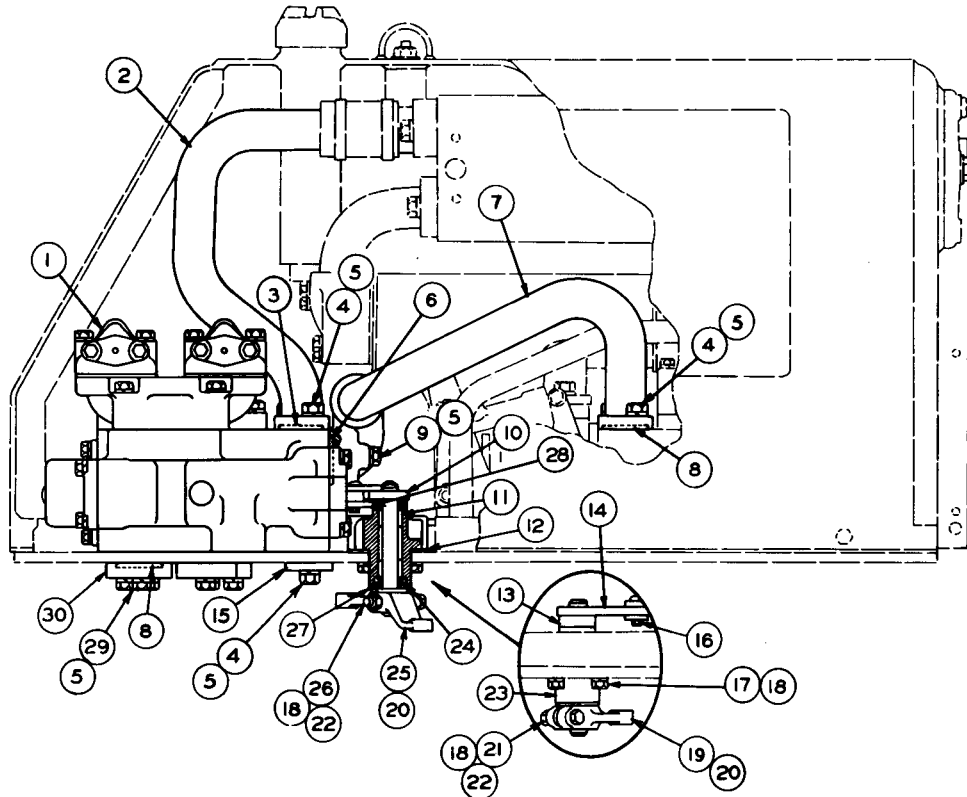
5J5723 CONVERSION GROUP—Type 2
 Part of 5K9838, 5K9839 and 5K9873 Conversion Arrangements listed on Pages 154 and 155
 5J7955 Valve parts are shown on Page 167



C INDICATES CHANGE

REF NO	PART NUMBER	DESCRIPTION	QTY
1	5J7955	CONTROL VALVE GROUP----- (Separate Illustration)	1
2	5J5179	TUBE ASSEM. -----	1
3	1H9696	SEAL -----	1
4	51587	BOLT -----	2
5	3B4508	LOCKWASHER -----	16
6	4J522	SEAL -----	1
7	5J5151	TUBE ASSEM. -----	1
8	4J523	SEAL -----	5
9	5S1366	BOLT -----	2
10	5J5916	LEVER ASSEM. -----	1
11	7F7983	BEARING -----	4
12	4J8425	GASKET -----	2
13	2H5746	ADAPTER -----	2
14	5J5823	LEVER ASSEM. -----	1
15	2J7591	COVER -----	1
15	5F9199	PIN -----	4
16	8S7803	RETAINER -----	4
17	7H3912	BUSHING -----	2
17	51588	BOLT -----	8
18	3B4506	LOCKWASHER -----	10
19	3J532	KEY -----	1
20	1B8706	LEVER -----	2
21	51590	BOLT -----	1
22	1D4717	NUT -----	2
23	8J7240	HOUSING -----	2
24	3J4407	SEAL -----	2
25	6J2449	LEVER -----	1
26	51571	BOLT -----	1
27	8B4037	WASHER -----	2
28	4J7942	LINK -----	4
29	1A1460	BOLT -----	8
30	3K2759	COVER -----	4
31	51585	BOLT -----	2
32	7B3235	BOLT -----	2

142495

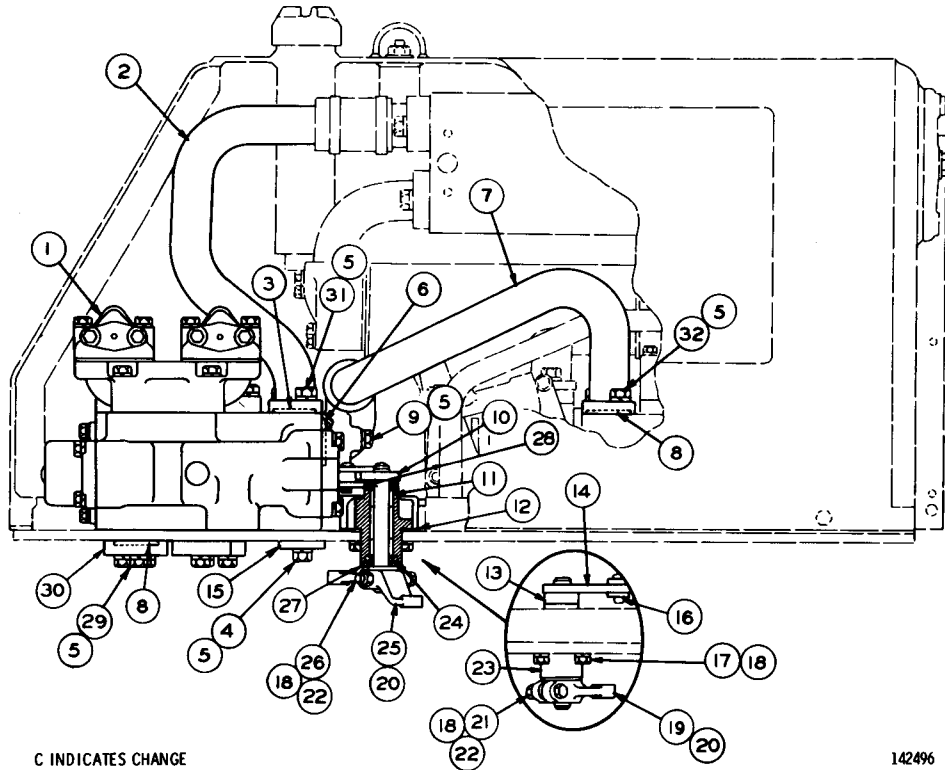


REF NO	PART NUMBER	DESCRIPTION	QTY
1	5J7963	CONTROL VALVE GROUP----- (See Separate Illustration)	1
2	5J5179	TUBE ASSEM. -----	1
3	1H9696	SEAL -----	1
4	S 1587	BOLT-----	6
5	3B4508	LOCKWASHER-----	16
6	4J522	SEAL -----	1
7	5J5151	TUBE ASSEM. -----	1
8	4J523	SEAL -----	5
9	9S1366	BOLT -----	2
10	5J5916	LEVER ASSEM. -----	1
11	7F7983	BEARING-----	4
12	4J8425	GASKET-----	2
13	2H5746	ADAPTER-----	2
14	5J5823	LEVER ASSEM. -----	1
15	2J7591	COVER-----	1
16	1J4384	PIN -----	4
	3B4615	COTTER PIN-----	4
	7H3912	BUSHING-----	2
17	S1588	BOLT -----	8
18	3B4506	LOCKWASHER-----	10
19	3J532	LEVER-----	1
20	1B8706	KEY-----	2
21	S 1590	BOLT-----	1
22	1D4717	NUT -----	2
23	5J880	HOUSING-----	2
24	3J4407	SEAL -----	2
25	6J2449	LEVER-----	1
26	S 1571	BOLT-----	1
27	8B4037	WASHER-----	2
28	4J7942	LINK-----	4
29	1A1460	BOLT-----	8
30	3K2759	COVER-----	4

128622

5J5725 CONVERSION GROUP—Type 1
 Part of 5K9840 and 5K9872 Conversion Arrangements listed on Page 154
 5J7963 Valve parts are shown on Page 166

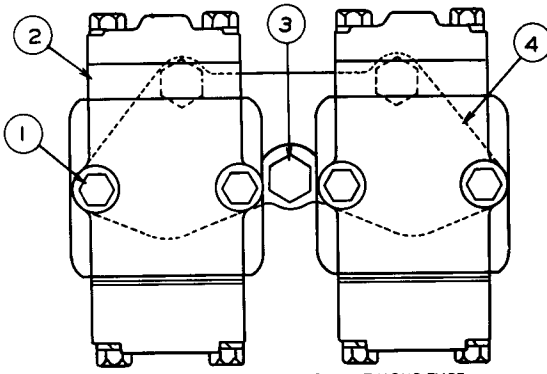
5J5725 CONVERSION GROUP—Type 2
 Part of 5K9840 and 5K9872 Conversion Arrangements listed on Page 154
 5J7963 Valve parts are shown on Page 166



C INDICATES CHANGE

142496

REF NO	PART NUMBER	DESCRIPTION	QTY
1	5J7963	CONTROL VALVE GROUP----- (Separate Illustration)	1
2	5J5179	TUBE ASSEM.-----	1
3	1H9696	SEAL-----	1
4	S1587	BOLT-----	2
5	3B4508	LOCKWASHER-----	16
6	4J522	SEAL-----	1
7	5J5151	TUBE ASSEM.-----	1
8	4J523	SEAL-----	5
9	9S1366	BOLT-----	2
10	5J5916	LEVER ASSEM.-----	1
11	7F7983	BEARING-----	4
12	4J8425	GASKET-----	2
13	2H5746	ADAPTER-----	2
14	5J5823	LEVER ASSEM.-----	1
15	2J7591	COVER-----	1
	5F9199	PIN-----	4
16	8S7803	RETAINER-----	4
	7H3912	BUSHING-----	2
17	S1588	BOLT-----	8
18	3B4506	LOCKWASHER-----	10
19	3J532	LEVER-----	1
20	1B8706	KEY-----	2
21	S1590	BOLT-----	1
22	1D4717	NUT-----	2
23	8J7240	HOUSING-----	2
24	3J4407	SEAL-----	2
25	6J2449	LEVER-----	1
26	S1571	BOLT-----	1
27	8B4037	WASHER-----	2
28	4J7942	LINK-----	4
29	1A1460	BOLT-----	8
30	3K2759	COVER-----	4
C 31	S1585	BOLT-----	2
C 32	7B3235	BOLT-----	2



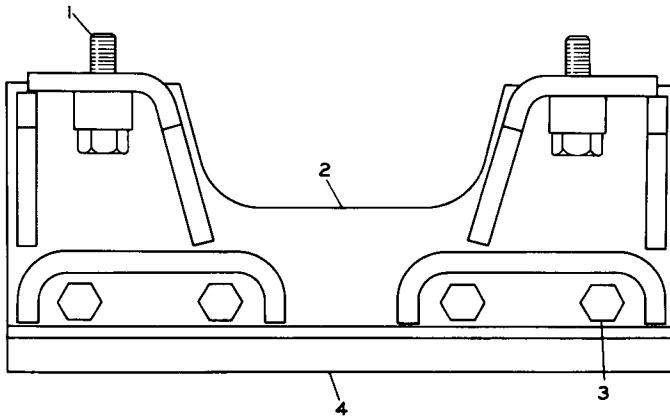
(C) INDICATES CHANGE FROM PREVIOUS TYPE

REF NO	PART NUMBER	DESCRIPTION	QTY
1	1D4707	BOLT-----	4
	3B4507	LOCKWASHER-----	4
2	6J7184	VALVE GROUP----- (See Separate Illustration)	2
3	2B947	BOLT-----	3
	3B4508	LOCKWASHER-----	3
4	5J9773	MANIFOLD-----	1

101897

5J7949 CONVERSION GROUP

Part of 5K9841 & 6K2958 Conversion Arrangements listed on Pages 154 and 155. 6J7184 Valve parts are shown on Page 168



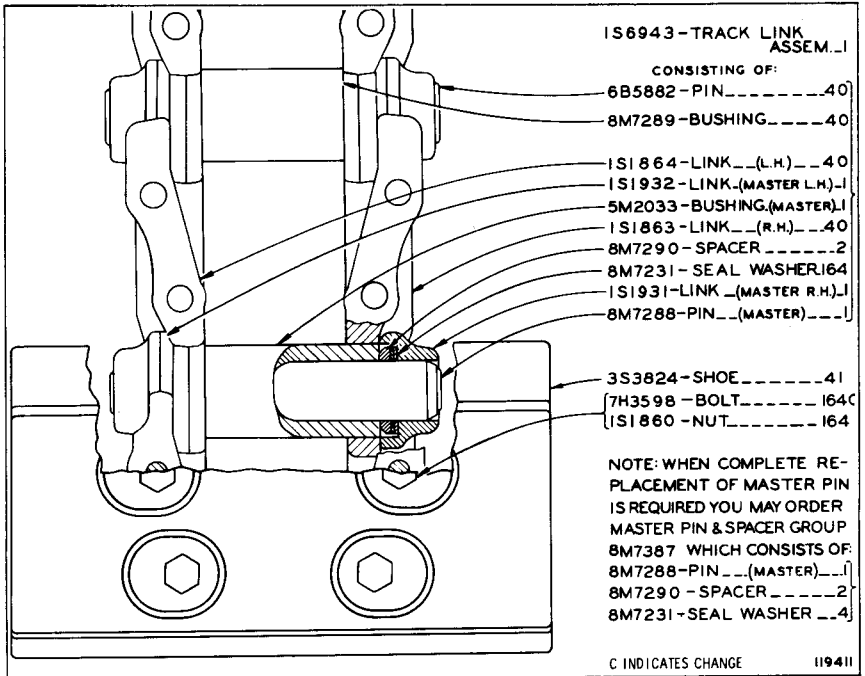
REF NO	PART NUMBER	DESCRIPTION	QTY
K	1A458	BOLT----- (1.75 in. long)-----	8
	2S115	WASHER-----	8
		-OR-	
K	1D4609	BOLT----- (3 in. long)-----	8
C	3P4133	SPACER-----	8

2	1P1922	GUARD ASSEM.-----	2
3	S1592	BOLT-----	16
	3B4510	LOCKWASHER-----	16
4	1P1006	STRIP-----	4

C INDICATES CHANGE

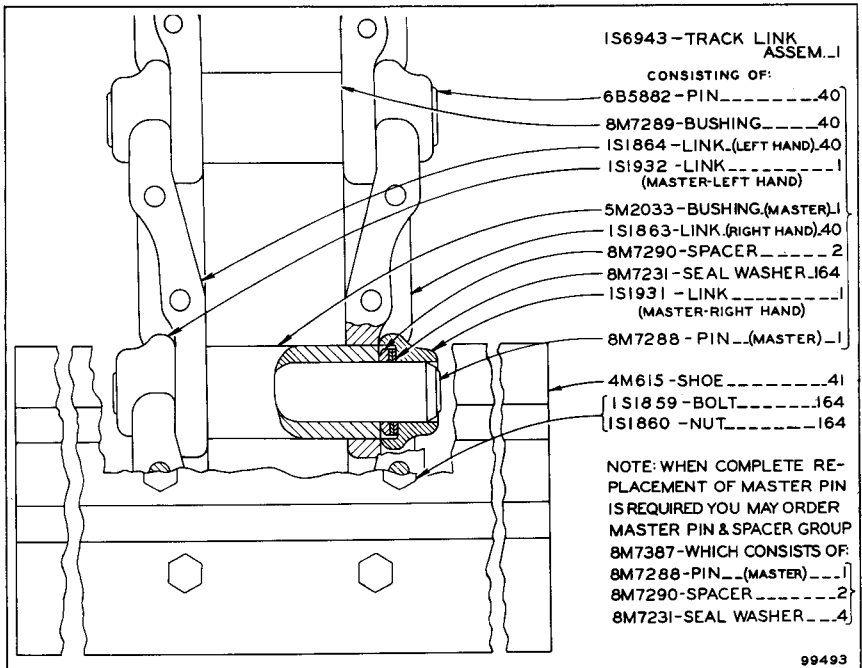
119407

1P1923 TRACK GUIDING GUARD GROUP



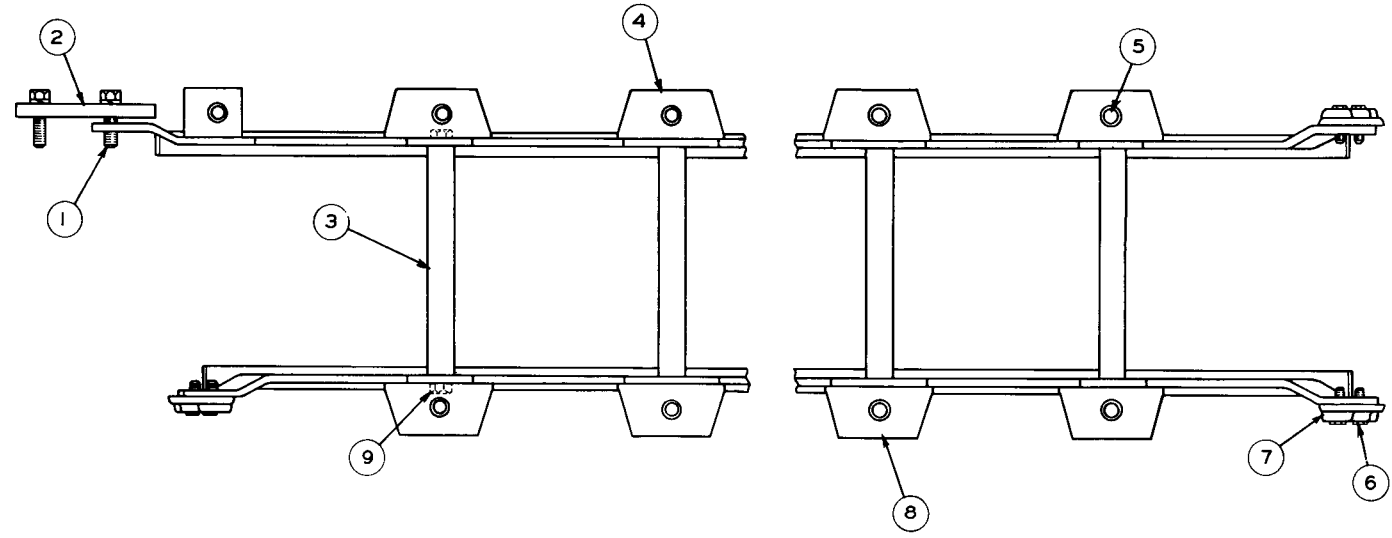
8S1884 TRACK GROUP--16" FLAT SHOE--2 GROUPS REQUIRED

NOTE: 8M7385 TRACK PIN AND BUSHING GROUP, CONSISTING OF A COMPLETE SET OF PINS AND BUSHINGS FOR ONE TRACK, IS AVAILABLE



5S117 TRACK GROUP--18" DOUBLE GROUSER SHOE--2 GROUPS REQUIRED

NOTE: 8M7385 TRACK PIN AND BUSHING GROUP, CONSISTING OF A COMPLETE SET OF PINS AND BUSHINGS FOR ONE TRACK, IS AVAILABLE



REF NO.	PART NUMBER	DESCRIPTION	QTY
1	S-1625	BOLT-----	4
	3B4510	LOCKWASHER-----	4
2	2M4665	PLATE-----	2
3	2M8387	PIPE-----	12
4	2S1917	GUARD ASSEM. (Right Hand-Inner)	1
	2S1918	GUARD ASSEM. -(Left Hand-Inner)-	1

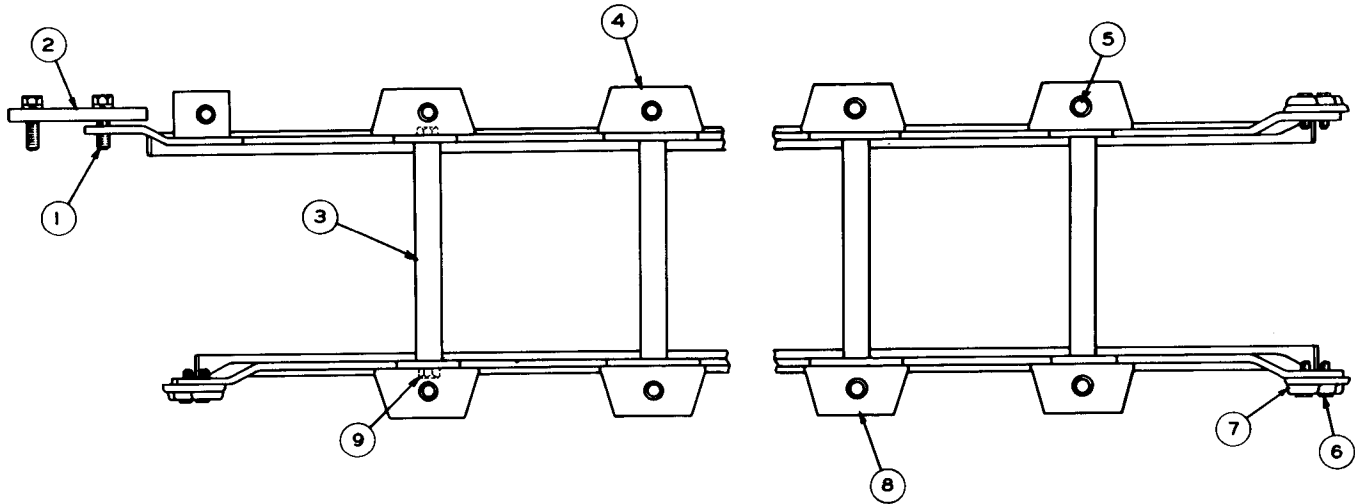
REF NO.	PART NUMBER	DESCRIPTION	QTY
5	L-1178	BOLT-----	26
	3B4512	LOCKWASHER-----	26
	4B4283	WASHER-----	26
6	S-1585	BOLT-----	12
	3B4508	LOCKWASHER-----	12
7	2M4668	RETAINER-----	6

REF NO.	PART NUMBER	DESCRIPTION	QTY
8	2S1892	GUARD ASSEM. -----	2
(Right Hand Outer-Left Hand Outer)			
9	8H1383	ROD-----	12
	1B4208	NUT-----	24
	3B4514	LOCKWASHER-----	12

99511

2S2061 TRACK ROLLER GUARD GROUP—Type 1

2S2061 TRACK ROLLER GUARD GROUP—Type 2



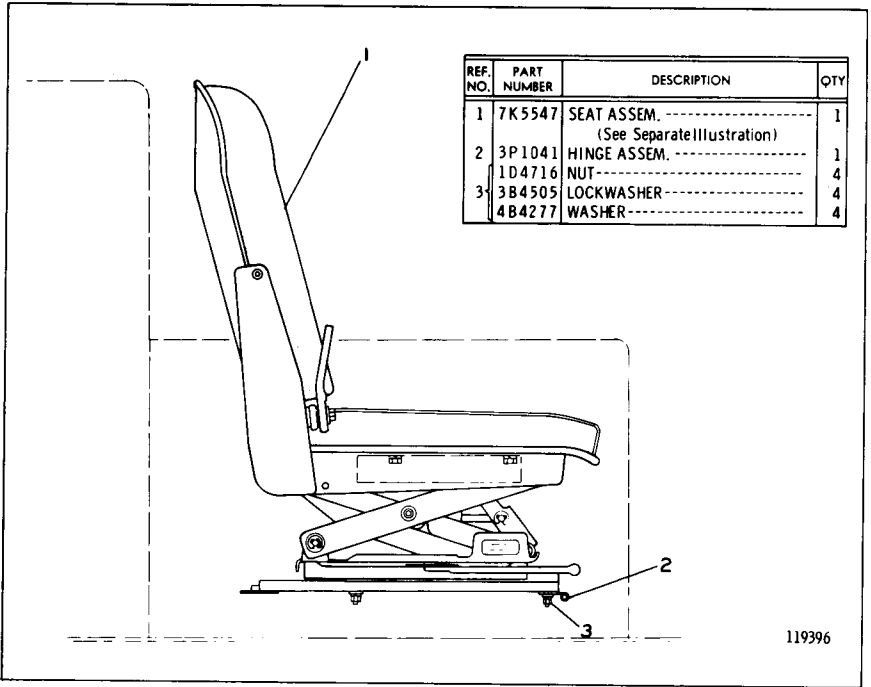
REF NO	PART NUMBER	DESCRIPTION	QTY
1	S1625	BOLT-----	4
	3B4510	LOCKWASHER-----	4
2	2M4665	PLATE-----	2
3	2M8387	PIPE-----	12
4	2S1917	GUARD ASSEM. (Right Hand-Inner)	1
	2S1918	GUARD ASSEM. -(Left Hand-Inner)-	1

C	5	1D4609	BOLT-----	26
		3P4133	SPACER-----	26
6		S1585	BOLT-----	12
		3B4508	LOCKWASHER-----	12
	7	2M4668	RETAINER-----	6

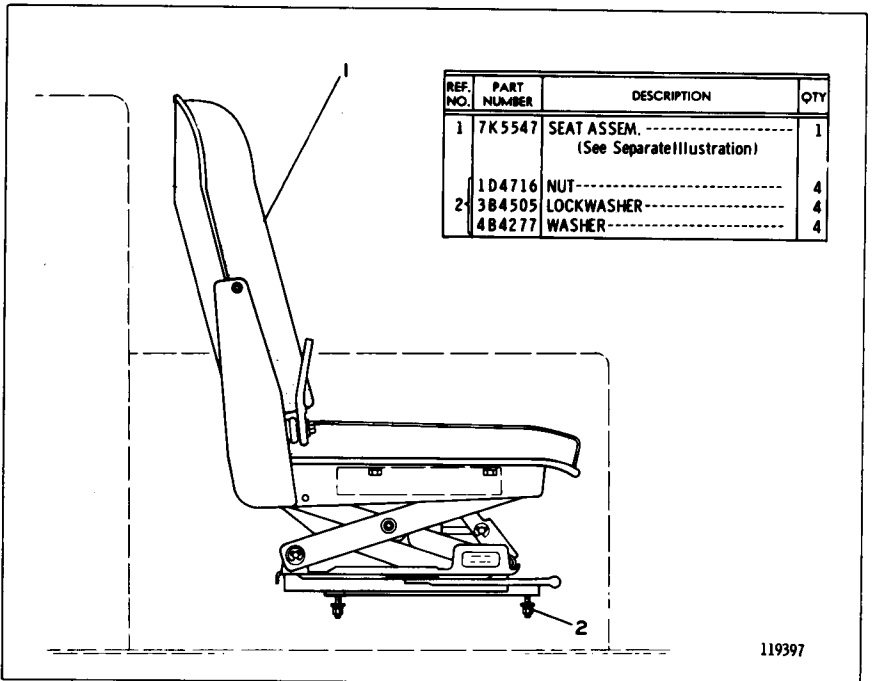
8	2S1892	GUARD ASSEM. -----	2
		(Right Hand Outer-Left Hand Outer)	
	8H1383	ROD-----	12
	9B4208	NUT-----	24
	3B4514	LOCKWASHER-----	12

C INDICATES CHANGE

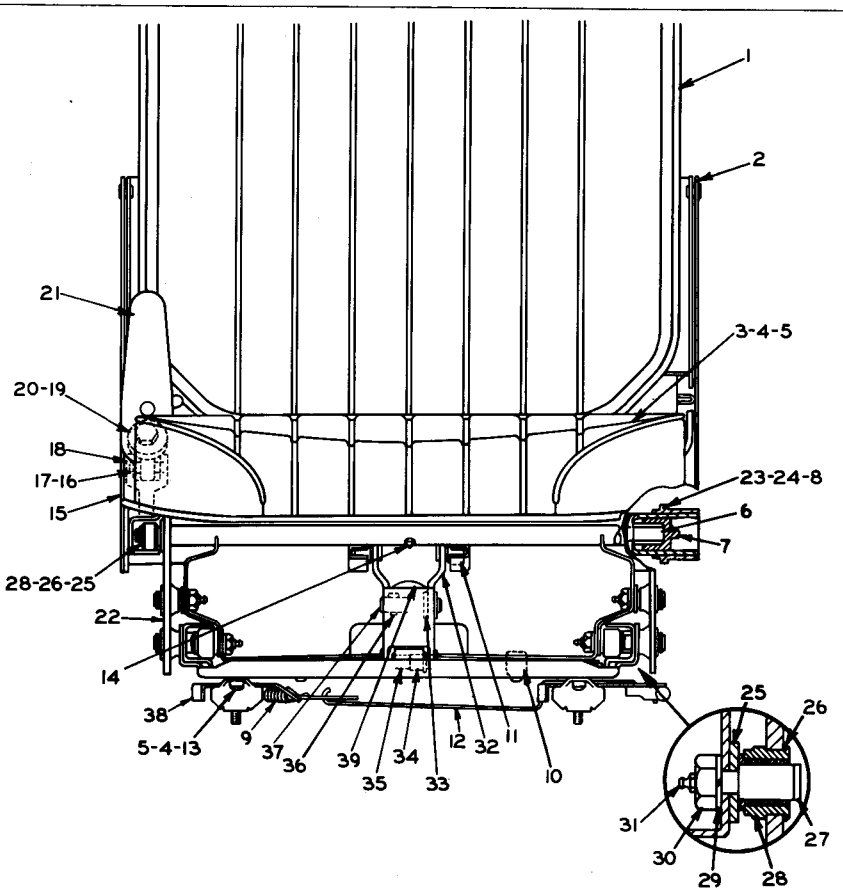
210511



2P2643 ADJUSTABLE SEAT GROUP—Type 1
7K5547 Seat parts are shown on Page 186B



2P2643 ADJUSTABLE SEAT GROUP—Type 2
7K5547 Seat parts are shown on Page 186B



REF. NO.	PART NUMBER	DESCRIPTION	QTY
1	8S168	CUSHION ASSEM.-----	1
2	7K9772	PANEL ASSEM.----- (L. H.)-----	1
3	7S7791	CUSHION ASSEM.-----	1
4	4B4277	WASHER-----	4
4	1D4716	NUT-----	8
5	3B4505	LOCKWASHER-----	12
6	7S9305	BAR SET-----	1
7	7S7805	RETAINER-----	1
8	7S7799	FITTING-----	2
9	7S4282	SPRING-----	2
10	7S7789	BUMPER-----	4
11	7S7793	BEARING-----	2
12	7K9770	WIRE-----	1
13	4B1328	SCREW-----	8
14	7S9868	FITTING-----	1
15	7K9771	PANEL ASSEM.----- (R. H.)-----	1
16	7S7801	PIN-----	1
17	7S7800	WASHER-----	1
18	7S7804	YOKE-----	1
19	7S9391	BEARING-----	1
20	7S7802	WASHER-----	1

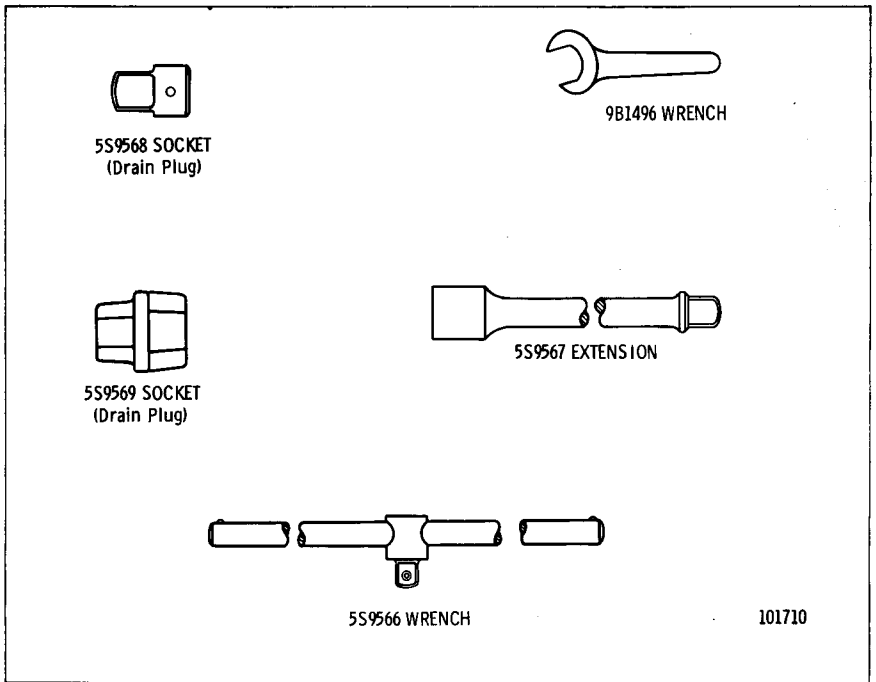
21	7S9307	LEVER ASSEM.-----	1
22	7S9304	SUSPENSION ASSEM.-----	1
Consisting of:			
23	8S4346	BEARING----- (L. H.)-----	1
24	8S4345	BEARING----- (R. H.)-----	1
25	7S9884	WASHER-----	4
26	7S5757	RING-----	10
27	7S9867	STUD-----	6
28	7S9866	BEARING ASSEM.-----	4
29	3B4506	LOCKWASHER-----	6
30	1D4717	NUT-----	6
31	7S7799	FITTING-----	6
32	7S9873	BRACKET ASSEM.-----	1
33	7S9885	WASHER-----	2
34	7S9869	BEARING-----	2
35	7S9870	SHAFT-----	1
36	6H3956	PIN-----	2
37	7S9871	SHAFT-----	1
THE FOLLOWING REPAIR KITS ARE AVAILABLE:			
38	8K7223	KIT----- (Seat Adjuster)----- (Includes 2 Adjuster Assem. and Latch Wire)	1
39	7S4339	KIT----- (Shock Absorber Assem.)----- (Includes Shaft & Shock Absorber Assem.)	1

134793

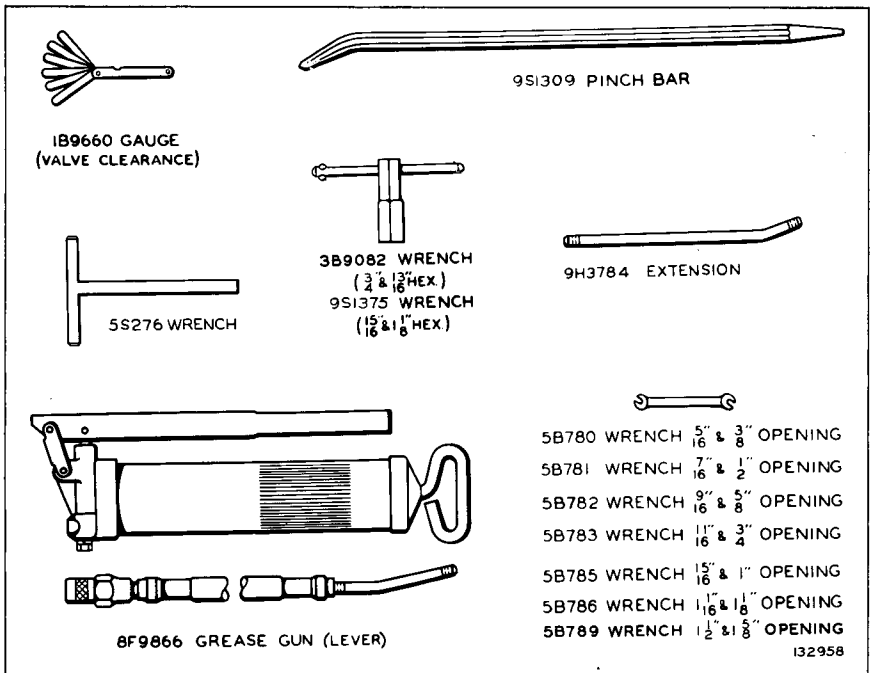
7K5547 SEAT ASSEMBLY

Part of 2P2643 Adjustable Seat Group shown on Page 186A

Note: 8K9002 Seat Belt Assembly is available

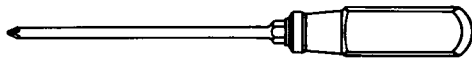


TOOLS



8M9863 TOOL GROUP

Only separate parts serviced. When complete Group is required order 9S7977 shown on Page 188



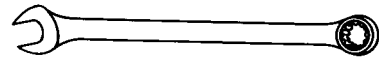
9S1738 SCREWDRIVER
NO. 2 PHILLIPS



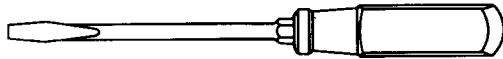
2P8250 STRAP WRENCH ASSEM.



5S9569 SOCKET



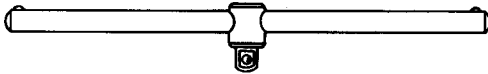
- | | | |
|--------|--------|-----------------|
| 8H8503 | WRENCH | (5/16" Opening) |
| 8H8505 | WRENCH | (3/8" Opening) |
| 8H8513 | WRENCH | (7/8" Opening) |
| 8H8508 | WRENCH | (9/16" Opening) |
| 8H8509 | WRENCH | (5/8" Opening) |
| 8H8511 | WRENCH | (3/4" Opening) |
| 8H8515 | WRENCH | (1" Opening) |



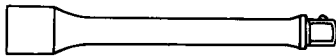
1F1157 SCREWDRIVER



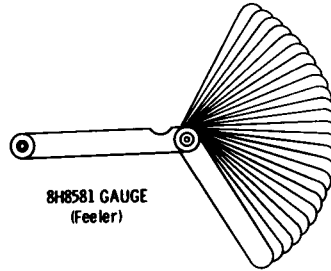
5S9568 SOCKET



5S9566 WRENCH



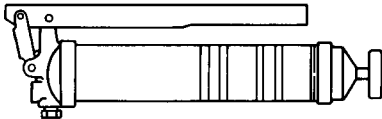
5S9567 EXTENSION



8H8581 GAUGE
(Feeler)



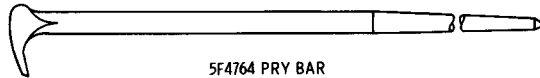
- | | | |
|--------|--------|------------------|
| 8H8549 | SOCKET | (9/16" Opening) |
| 8H8554 | SOCKET | (7/8" Opening) |
| 8H8555 | SOCKET | (15/16" Opening) |
| 8H8556 | SOCKET | (1" Opening) |
| 9S1730 | SOCKET | (11/8" Opening) |



8F9866 GREASE GUN (Lever)
(See Separate Illustration)



5F4764 PRY BAR



137810

**9S7977 TOOL GROUP
AN ATTACHMENT**

QUANTITY USED	PART NUMBER	DESCRIPTION
1	6H4356	Plate-Turbocharger Warning On lower dash
3	2M6831	Plate-Serial Number
2	1P289	Plate-Caution On loader frame below lift arm pivot-each side of machine
1	2P2179	Plate-Lubrication On top of battery box cover
18	4B4158	Drive Screw
6	4B4159	Drive Screw
1	5S3906	Film-Steering On lower dash
1	5S7667	Film-Filter Drain On side of hydraulic tank
1	8S3703	Film-Starting Below gauges
1	5S5001	Transfer Group Consisting of: Transfer-Air Cleaner Instructions On diesel air cleaner
1	Transfer-Hydraulic Filter Instructions-On hydraulic tank
2	Transfer-Filter Instructions On hydraulic oil filter and oil filter can
1	Transfer-Fuel Oil Capacity On top of fuel tank
2	Transfer-Warning On each side of loader frame
2	Film-Corporate Symbol R.H. side of hydraulic tank and L.H. side of seat
1	5S3904	Film-Safety On left hand side of lower dash
1	5S3910	Film-Safety On right hand side of lower dash
1	8S5495	Transfer-CATERPILLAR On back of fuel tank
1	8S5497	Transfer-CATERPILLAR On radiator guard
2	8S8294	Film-977K R.H. side of hydraulic tank and L.H. side of seat

NAME PLATES AND TRANSFERS

SPECIFICATIONS

(SUBJECT TO CHANGE WITHOUT NOTICE)

WEIGHT, SHIPPING (APPROXIMATE)

977 TRAXCAVATOR 41,000 LBS.

DIMENSIONS

LENGTH 18'
 WIDTH, WITHOUT BUCKET 7' 10"
 HEIGHT 10'
 BUCKET WIDTH 96"
 DUMPING CLEARANCE 10' 6"
 DUMPING HEIGHT 13' 2"
 DUMPING REACH 4' 2"
 MAXIMUM DIGGING DEPTH 12 11/16"

CAPACITIES

COOLING SYSTEM 13 U.S. GAL.
 LUBRICATING SYSTEM:
 CRANKCASE 7 1/4 U.S. GAL.
 TRANSMISSION, BEVEL GEAR & STEERING
 CLUTCH CASE 24 1/2 U.S. GAL.
 FINAL DRIVES (EACH SIDE) 6 3/4 U.S. GAL.
 FUEL TANK 85 U.S. GAL.
 HYDRAULIC SYSTEM 36 1/2 U.S. GAL.
 BUCKET 2 1/2 CU. YD.

MACHINE SERIAL NUMBER PLATE LOCATION

TRAXCAVATOR SERIAL NUMBER PLATES ARE LOCATED ON THE REAR FACE OF BEVEL GEAR CASE, IN OPERATOR'S COMPARTMENT ON LOWER RIGHT-HAND DASH PLATE AND ON LEFT-HAND SIDE OF CYLINDER BLOCK.