


DIESEL FIFTY TRACTOR

PARTS *Catalog*

SERIAL NUMBERS
1E560 TO 1E2065
INCLUSIVE

CATERPILLAR TRACTOR CO.



DIESEL FIFTY TRACTOR

HOW TO ORDER PARTS

Please be sure to furnish the quantity, part number and name of each part wanted. It is also important to give the serial number of the machine for which the parts are intended. It is suggested that you write the serial number of your machine in this space so that it will be readily available when you need it.

**THIS PARTS CATALOG FOR
MACHINE SERIAL NUMBER**

1E.....

To insure prompt delivery, please don't overlook furnishing the correct name of the consignee, also the street address, town, county and state to which the parts are to be shipped, and indicate whether shipment is to be made by freight, express, parcel post or by other means.

WHERE TO ORDER PARTS

Caterpillar dealers maintain over 400 stores in the United States, and similar establishments are located strategically in nearly all countries throughout the world. These organizations are backed by the extensive facilities and resources of Caterpillar Tractor Co.

Dealer personnel are factory trained in the stocking and issuing of parts, and large stocks are constantly maintained to insure prompt service. Contact your nearest Caterpillar dealer to make sure that he has your name and address, the correct serial number of your machine, and an accurate list of accessories and attachments. This record will facilitate the issuance of parts when you need them in a hurry.

WHAT THE CATERPILLAR DEALER CAN DO FOR YOU

Caterpillar dealers are in the business of making it economical and profitable for you to own and operate Caterpillar machinery. They are in constant touch with the factory for new developments in repair and maintenance methods, operating procedures, and parts requirements. Their parts stocks are active and up-to-date, including all parts normally required to protect your investment in Caterpillar machinery.

Nearly all Caterpillar dealers offer 24-hour emergency service. For quick reference, write the name and address of the local dealer on your desk pad or the front of your phone book.

ONLY CATERPILLAR PARTS GIVE CATERPILLAR PERFORMANCE

The same quality and craftsmanship that has made Caterpillar products famous throughout the world is built into all Caterpillar replacement parts.

REPRINT PUBLISHED JUNE 1957

FRANÇAIS

REDACTION DES COMMANDES DE PIÈCES. Pour chaque pièce, indiquer la quantité, le numéro et la désignation. Le numéro de série de la machine à laquelle les pièces sont destinées est également indispensable. Nous vous conseillons d'inscrire le numéro de série de votre machine à la première page de ce catalogue, dans l'espace réservé à cet effet, de façon à le trouver facilement en toutes circonstances.

Pour obtenir une livraison rapide, nous vous prions d'indiquer très exactement le nom du destinataire et son adresse complète: rue, numéro, ville, département, en stipulant, par exemple: petite ou grande vitesse, colis postal, ou tout autre mode d'expédition.

PASSATION DES COMMANDES. Le réseau des Distributeurs Caterpillar couvre le monde entier avec ateliers et dépôts dans la plupart des grands centres. Toute cette organisation repose, en outre, sur l'expérience et les moyens techniques de la Caterpillar Tractor Co.

Les Distributeurs Caterpillar disposent d'un personnel formé à l'usine, parfaitement au courant de tous les problèmes que soulèvent le stockage et la distribution de pièces de rechange. On trouve toujours chez eux un assortiment complet de pièces, ce qui leur permet de servir rapidement les usagers. Mettez-vous en rapport avec le Distributeur Caterpillar le plus proche, assurez-vous qu'il connaît votre nom et votre adresse, le numéro de série de votre machine et les accessoires qui l'équipent. Ces renseignements lui seront utiles, surtout pour les dépannages urgents.

DISTRIBUTEURS CATERPILLAR. Les Distributeurs Caterpillar sont au service de l'utilisateur pour lui faciliter la parfaite utilisation de son matériel. Par leurs rapports constants avec l'usine, ils sont toujours au courant des toutes dernières méthodes de réparation, d'entretien, d'emploi du matériel et de remplacement des pièces. Ils veillent, en particulier, à ce que leur stock de pièces réponde par sa composition aux besoins éventuels de tous les propriétaires de matériel Caterpillar, quel que soit l'âge de leur machine, pour réduire au strict minimum les arrêts toujours très coûteux.

Presque tous nos Distributeurs ont une permanence de jour et de nuit pour les appels urgents. Afin d'éviter toute perte de temps, ayez toujours à portée de la main le nom et l'adresse de votre Distributeur Caterpillar.

RIEN NE SAURAIT SE SUBSTITUER A LA PIÈCE AUTHENTIQUE CATERPILLAR. La qualité et la construction soignée qui ont fait la réputation mondiale du matériel Caterpillar se retrouvent dans toutes les pièces d'origine.

ITALIANO

MODO DI ORDINARE LE PARTI DI RICAMBIO. Vi preghiamo di indicare con precisione la quantità, il numero e la denominazione di ogni parte richiesta. È altresì importante precisare il numero di serie della macchina sulla quale dovrà essere montata la parte. Vi consigliamo di scrivere il numero di serie della Vostra macchina nello spazio predisposto a questo scopo nella prima pagina di questo catalogo parti.

Per assicurare la pronta consegna, Vi preghiamo di non mancare di fornire il nome del destinatario, correttamente scritto, come pure l'indirizzo, cioè la strada, la città, la provincia e lo stato dove le parti dovranno essere spedite, indicando se la spedizione dovrà essere effettuata per ferrovia, per mare, per espresso, per pacco postale o per altro mezzo.

DOVE SI ORDINANO LE PARTI. I vari Distributori CATERPILLAR hanno organizzato oltre 400 depositi di parti di ricambio negli Stati Uniti e simili depositi si trovano convenientemente situati in quasi tutti i paesi del mondo. Questi depositi usufruiscono del vantaggio delle adeguate facilitazioni e delle forti risorse della CATERPILLAR TRACTOR CO. Il personale dei Distributori viene istruito dalla fabbrica per il mantenimento degli assortimenti e per la consegna delle parti. Vasti depositi vengono continuamente riforniti per assicurare la pronta consegna. MetteteVi in comunicazione con il Distributore CATERPILLAR più vicino a Voi ed assicurateVi che egli abbia il Vostro nome e indirizzo, l'esatto numero di serie della Vostra macchina ed una larga disponibilità di accessori vari. In questa maniera faciliterete la consegna delle parti quando ne avrete urgente necessità.

CIÒ CHE PUÒ FARE PER VOI IL DISTRIBUTORE CATERPILLAR. I Distributori CATERPILLAR hanno principalmente lo scopo di rendere economico e vantaggioso per Voi il possesso e l'uso dei macchinari CATERPILLAR. Essi sono costantemente in comunicazione con la fabbrica e perciò al corrente dei miglioramenti introdotti nei sistemi di riparazione, di manutenzione e di impiego delle macchine, nonché nella richiesta di parti di ricambio.

I loro assortimenti sono efficienti e continuamente aggiornati. Essi comprendono tutti i pezzi che normalmente sono richiesti per garantire il capitale da Voi impiegato in macchinari CATERPILLAR.

Quasi tutti i Distributori CATERPILLAR offrono giorno e notte servizio per casi urgenti.

Per rapidità di riferimento, segnate il nome e l'indirizzo del Vostro rivenditore locale sulla rubrica della Vostra scrivania o nella festata della vostra guida telefonica.

SOLTANTO LE PARTI CATERPILLAR GARANTISCONO LA FAMA DELLA MARCA CATERPILLAR. Le parti di ricambio CATERPILLAR vengono costruite con i materiali e con i sistemi di lavorazione che hanno resi famosi in tutto il mondo i prodotti CATERPILLAR.

DEUTSCH

WIE MAN ERSATZTEILE BESTELLT. Bitte übersehen Sie nicht, bei jedem Ersatzteilposten die Anzahl, Nummer und Bezeichnung genau anzugeben. Ebenso wichtig ist es, die Seriennummer der Maschine anzuführen, auf die die Teile passen sollen. Wir möchten Ihnen empfehlen, diese Seriennummer in dem dafür vorgesehenen Rechteck auf der ersten Seite dieses Katalogs einzutragen, damit sie stets schnell zu finden ist.

Um alle Zeitverluste bei der Lieferung zu vermeiden, ist es ratsam, den vollen Namen, sowie den Staat, das Land, die Stadt, die Straße und die Hausnummer des jeweiligen Empfängers genau anzugeben, wobei am besten auch die Verschiffungsart (Fracht, Eilgut, Postpaket, usw.) ausdrücklich vorzuschreiben ist.

WO MAN ERSATZTEILE BESTELLT. In fast allen Ländern der Welt bestehen Caterpillar-Vertretungen. Diese Firmen stehen in enger Fühlung mit der Hauptfabrik, bei der sie in vielen Fragen Rat und weitgehende Unterstützung finden.

Zwecks prompter Belieferung der Kundschaft aus ihren gut eingerichteten Ersatzteillagern verfügen diese Vertretungen über ein zahlreiches Personal, das in der Fabrik Schulung im Lagern und Ausfolgen von Ersatzteilen erhalten hat. Es liegt in Ihrem Interesse, sich zu vergewissern, daß Ihre Anschrift, die Seriennummer und eine vollständige Beschreibung Ihrer Maschine, einschließlich allem Zubehör und Zusatzapparaten bei Ihrer zuständigen Vertretung vorliegen, so daß Rückfragen sich erübrigen, falls dringende Bestellungen beschleunigt bearbeitet werden müssen.

AUFGABE DER CATERPILLAR-VERTRETUNG. Es ist die Aufgabe der Caterpillar-Vertretung, dafür zu sorgen, daß Sie für Sie vorteilhaft und einträglich ist, unser Gerät zu erwerben und damit zu arbeiten. Durch Ihre Verbindung mit der Zentrale kennt sie stets die neuesten Methoden, solche Maschinen zu benutzen, instand zu halten und zu reparieren, sowie die Einzelteile, die dazu erforderlich sind. Ihr modernes Lager entspricht dem vorausgerechneten Bedarf ihrer Kundschaft, wobei besonderer Nachdruck auf die Teile gelegt wird, die sich erfahrungsgemäß schneller abnutzen. So ist sie in der Lage, diese Produktionsmittel in arbeitsfähigem Zustand zu erhalten und das in ihnen investierte Kapital vor Verlusten zu bewahren.

Bei fast allen Caterpillar-Vertretungen besteht ein Notdienst, Tag und Nacht. Um die Anschrift und Telefonnummer der nächsten Zweigstelle an der Hand zu haben, empfiehlt es sich, sie vorn auf Ihrem Adreß- oder Telefonbuch zu vermerken.

WIR WARNEN VOR NACHAHMUNGEN. Die Qualität und Werkarbeit, die den Weltruf der Caterpillar-Geräte begründet haben, findet man nur bei unseren Original-Ersatzteilen.

ESPAÑOL

COMO PEDIR PIEZAS DE REPUESTO. Es necesario indicar la cantidad, el número y el nombre de las piezas que se deseen. Es también importante dar el número de serie de la máquina para la cual se desean las piezas. Se sugiere que usted anote este número de serie de su máquina en el espacio que se ha dejado en la primera página, de manera que lo tenga siempre a mano cuando lo necesite.

Para que el despacho se efectúe con prontitud, es necesario que se dé el nombre correcto del consignatario, así como la dirección, además de los nombres de la provincia, y departamento o estado a que han de enviarse las piezas. Asimismo, debe especificarse el medio a utilizarse, si debe ser hecho como carga, o por expreso, paquete postal o en otra forma.

DONDE PEDIR LAS PIEZAS. Hay más de 400 establecimientos de los Distribuidores CATERPILLAR en los Estados Unidos, y en casi todo el mundo existen otros, similares, estratégicamente ubicados. Estas organizaciones están respaldadas por las extensas facilidades y recursos de Caterpillar Tractor Co.

El personal de los Distribuidores ha recibido su entrenamiento en la fábrica, en el almacenamiento y despacho de partes. Mantienen, además, grandes existencias de partes para asegurar un servicio rápido. Póngase en contacto con su Distribuidor CATERPILLAR para asegurarse de que tiene su nombre y dirección, el número de serie correcto de su máquina y una lista exacta de partes y accesorios. Este registro facilitará el despacho de partes cuando usted las necesite con urgencia.

LO QUE EL DISTRIBUIDOR CATERPILLAR PUEDE HACER POR USTED. Los Distribuidores tienen como objetivo el hacer económico y provechoso para usted poseer y trabajar maquinaria CATERPILLAR. Ellos están en contacto permanente con la fábrica para tener los últimos adelantos en los métodos de reparación y mantenimiento, procedimientos de trabajo y requerimientos de partes. Sus existencias de partes tienen gran movimiento y están siempre al día, incluyendo todas las partes normalmente requeridas para proteger su inversión en maquinaria CATERPILLAR.

Casi todos los Distribuidores ofrecen servicio de emergencia de día y de noche. Para referencia rápida, escriba el nombre y dirección de su Distribuidor local en la carpeta de su escritorio o en la tapa de su libro de teléfono.

SOLO LAS PIEZAS CATERPILLAR DAN EL RESULTADO APETECIDO. Todas las piezas CATERPILLAR han sido fabricadas según el patrón de alta calidad y mano de obra que ha hecho famosos los productos CATERPILLAR.

PORTUGUÊS

COMO FAZER OS PEDIDOS DE PEÇAS. Ponha no pedido a quantidade, o número e o nome de cada peça desejada. É também preciso pôr-se o número de série da máquina para a qual a peça se destina. Escreva o número de série de sua máquina no espaço para o mesmo reservado na página No. 1, para tê-lo à mão quando o precisar.

Para garantir pronta remessa não deixe de pôr o nome correto do consignatário bem como da rua, cidade, estado e país para onde as peças devem ser despachadas, indicando se o despacho deve ser feito como carga regular, encomenda postal via marítima ou aérea (regular ou expressa) ou qualquer outro modo.

PARA ONDE DIRIGIR OS PEDIDOS DE PEÇAS. Os distribuidores "Caterpillar" mantêm mais de 400 estabelecimentos comerciais nos Estados Unidos e em localizações estrategicamente espalhadas por quase todos os países do mundo. Todas essas organizações contam com o apoio e a cooperação de Caterpillar Tractor Co.

Os distribuidores mantêm, sempre, grande estoque de peças para servir os clientes com presteza. E seu pessoal, treinado na fábrica, sabe como lidar com peças. Comunique-se com o distribuidor "Caterpillar", mais próximo para se certificar se ele tem o seu nome e endereço, o exato número de série de sua máquina e uma lista de seus equipamentos e acessórios. O registro desses dados facilitará a remessa de peças quando as pedir com urgência.

O QUE O DISTRIBUIDOR "CATERPILLAR" PODE FAZER PARA LHE SERVIR. Nossos distribuidores têm interesse em tornar econômica e lucrativa a posse e o uso de nossas máquinas. Mantendo constante contato com a fábrica, estão sempre bem informados sobre os métodos mais modernos empregados para manobrá-las, conservá-las e repará-las, bem como sobre tudo que se refere a peças de substituição. Têm em estoque peças para qualquer máquina existente no território a seu cargo e em quantidade suficiente para evitar que as máquinas fiquem paradas.

Quase todos os distribuidores "Caterpillar" têm serviço mecânico de emergência aberto dia e noite. Para uma rápida referência, escreva o nome e o endereço do seu distribuidor no bloco de notas de sua escrevaninha ou na sua lista de telefone.

PEÇAS "CATERPILLAR" SÃO AS UNICAS RECOMENDAVEIS. As peças "Caterpillar" são feitas conforme o padrão de alta qualidade e a técnica de fabricação que tornaram os produtos "Caterpillar" famosos em todo o mundo.

INDEX

Diesel Engine

Name	Page	Name	Page
Air Cleaner	29	Fuel Injection System	38
Breather	28	Gauge—Fuel	36
Camshaft	12	Gauge—Oil Pressure	36
Connecting Rod	12	Gear—Fan Idler	11
Control—Fuel Pump	37	Governor	12
Control—Governor	37	Manifolds	31
Crankshaft	16	Oil Lines	32
Crankshaft Bearings	15	Piston	12
Cylinder Block and Covers	18	Pump—Fuel Transfer	41
Cylinder Head	24	Pump—Oil	35
Crank—Hand	43	Pump—Water	8
Fan	10	Radiator	8
Filter—Fuel	43	Valve Mechanism	24
Filter—Oil	34	Water Lines	9

Starting Engine

Air Cleaner	59	Crankshaft	51
Camshaft	53	Cylinder Block	46
Carburetor	61	Cylinder Head	46
Clutch	64	Fuel System	58
Clutch Housing	64	Governor	53
Connecting Rod	52	Ignition System	55
Control—Carburetor	63	Magneto	55
Control—Choke	63	Manifold	59
Control—Clutch	66	Piston	52
Control—Governor	54	Starter Pinion	65
Control—Starter Pinion	66	Valve Mechanism	46
Crank—Starting	63	Water Line	53

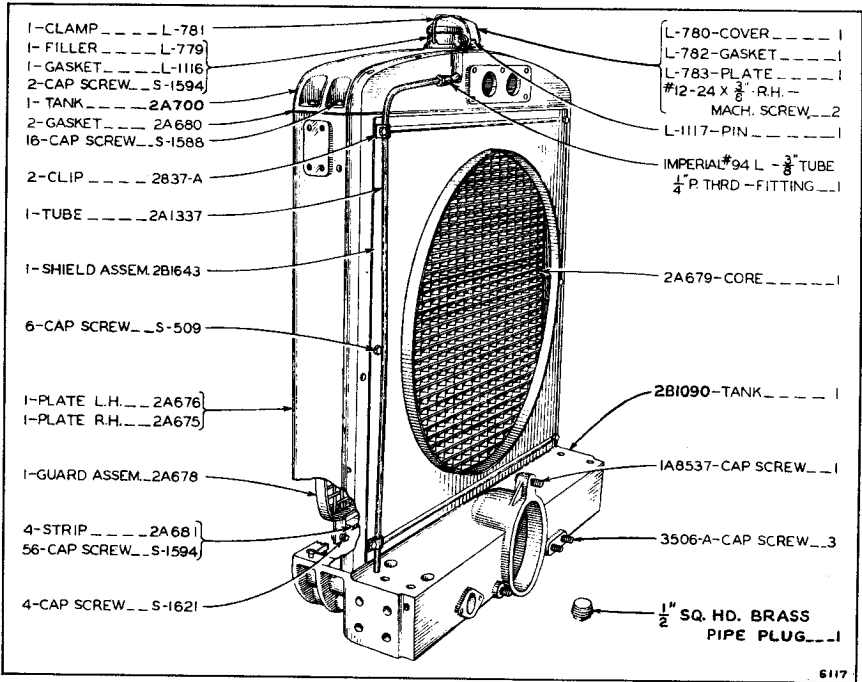
Clutch, Transmission and Chassis

Name	Page	Name	Page
Brakes	81	Guards—Track Roller Frame	107
Clutch—Flywheel	68	Hood and Dash	109
Clutch—Steering	76	Idler—Front	90
Control—Flywheel Clutch	72	Roller—Track	106
Control—Gear Shift	72	Roller—Track Carrier	104
Control—Steering Clutch	75	Spring—Equalizer	98
Cushions—Seat	110	Tank—Fuel	111
Drawbar	97	Tool Box	114
Fenders	110	Tools	173
Final Drive	82	Track	102
Frame—Track Roller	108	Transfers	176
Frame—Seat	111	Transmission	88
Fuel Lines	113	Transmission Case and Covers	93

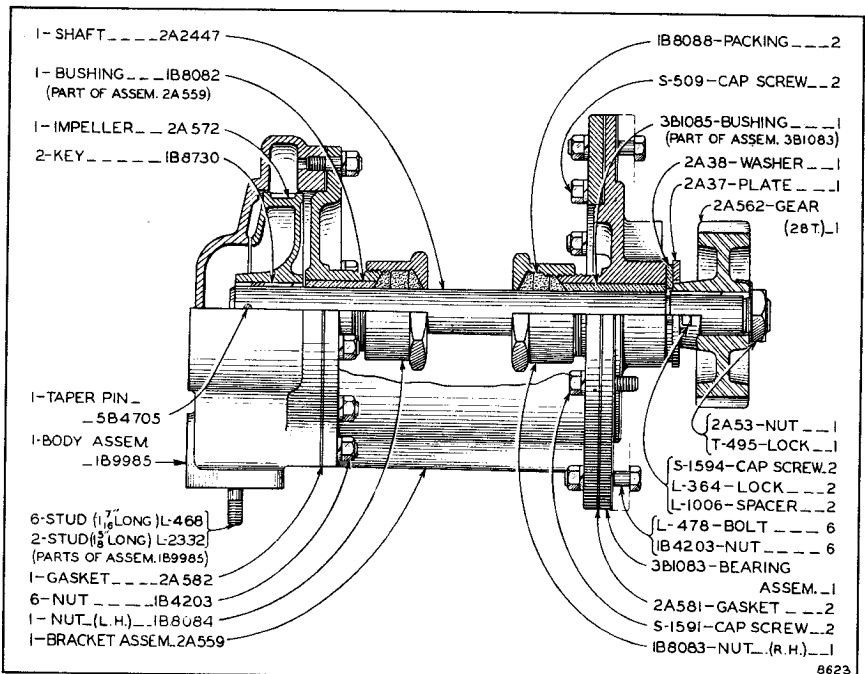
Attachments

Battery and Box	150	Hood	132
Belt Pulley Drive	166	Hook—Front Pull	133
Bumper—Front	130	Hour Meter	143
Cab	120	Indicator—Heat	142
Canopy Top	126	Lighting System	152
Carburetor Change-Over	145	Muffler	141
Curtain—Canopy	127	Odometer	143
Curtain—Radiator	116	Power Take-off—Front	169
Drawbar	138	Power Take-off—Rear	170
Extension—Air Cleaner Pipe	139	Seat—Wide	119 & 125
Frost Pan	136	Shutter—Radiator	117
Gears—Special	148	Spark Arrester	140
Generator	156	Spring	162
Guard—Brush	137	Transmission	146
Guard—Crankcase	134	Valve Rocker Change-over	145
Guard—Radiator	118	Wide Gauge	159
Guard—Track Roller	137		

"CATERPILLAR" FIFTY TRACTOR

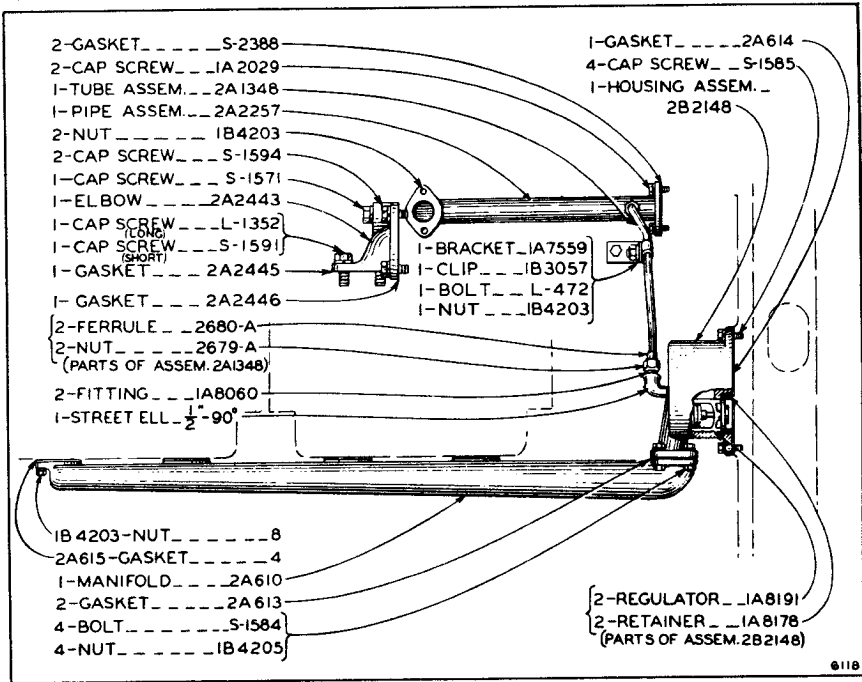


RADIATOR

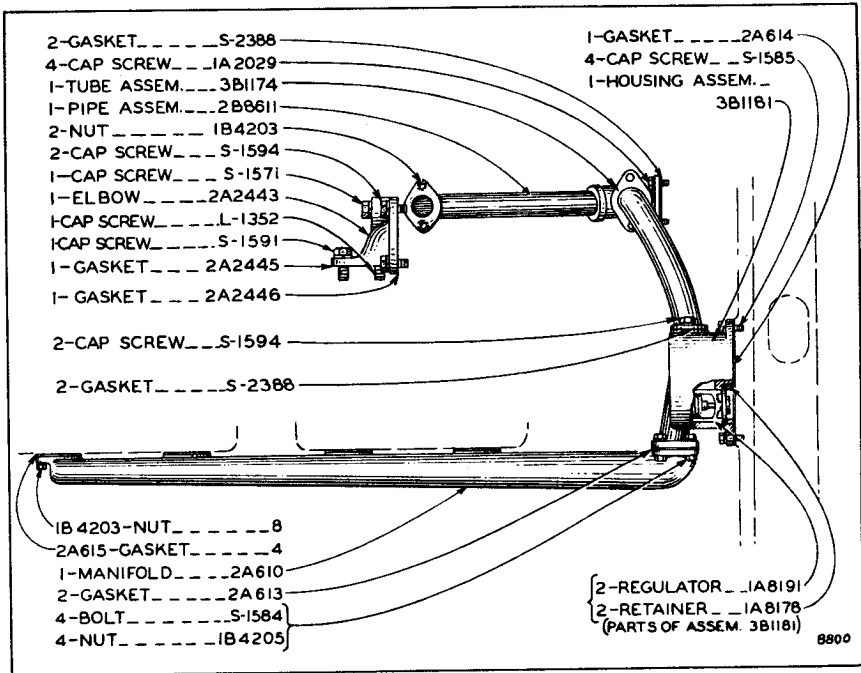


WATER PUMP GROUP

ALWAYS GIVE SERIAL NUMBER WHEN ORDERING PARTS



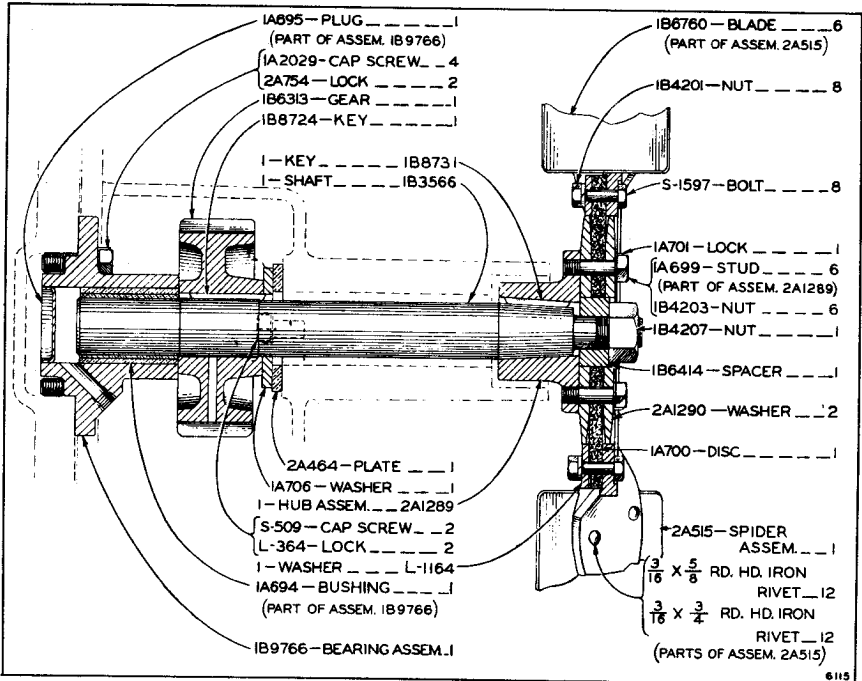
WATER LINES
 Serial No. 1E560 to 1E2026 Inclusive



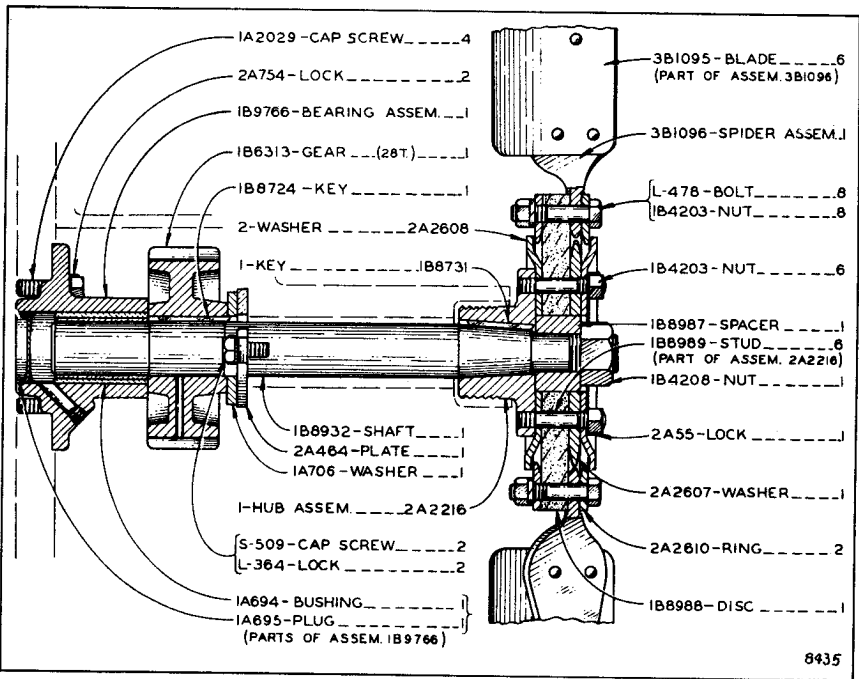
WATER LINES
 Effective with Serial No. 1E2027

ALWAYS GIVE SERIAL NUMBER WHEN ORDERING PARTS

"CATERPILLAR" FIFTY TRACTOR

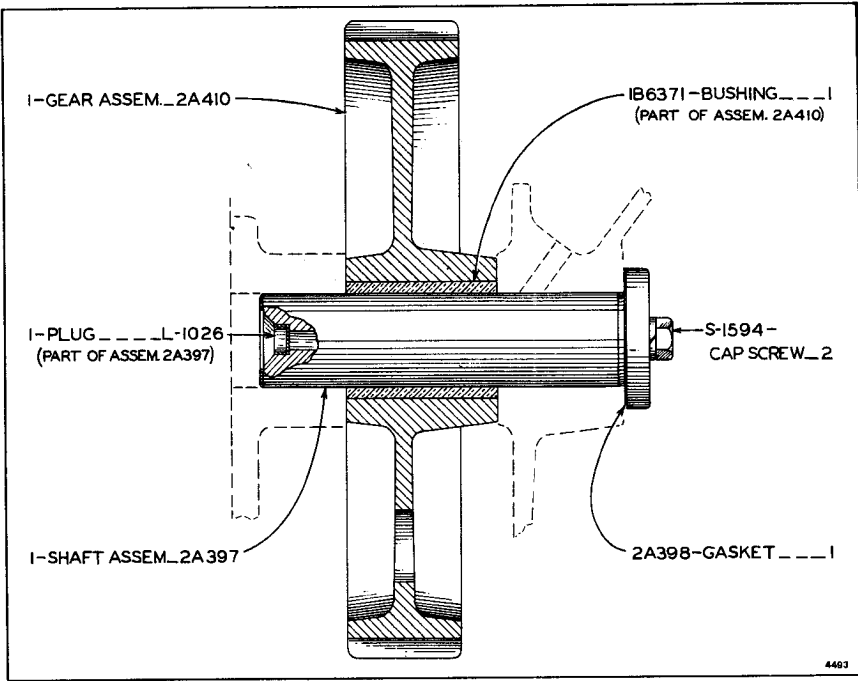


FAN
Serial No. IE560 to IE1996 Inclusive

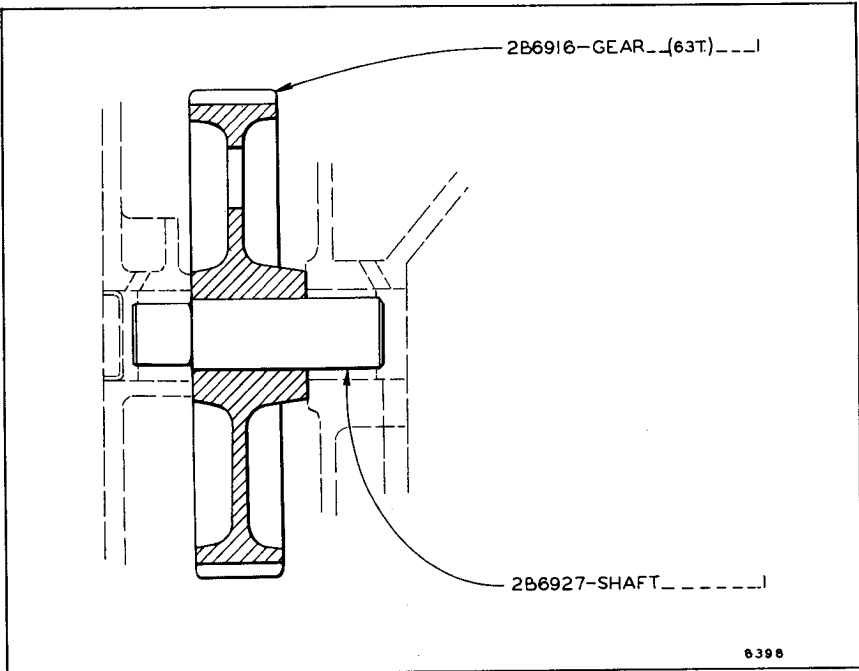


FAN
Effective with Serial No. IE1997

ALWAYS GIVE SERIAL NUMBER WHEN ORDERING PARTS



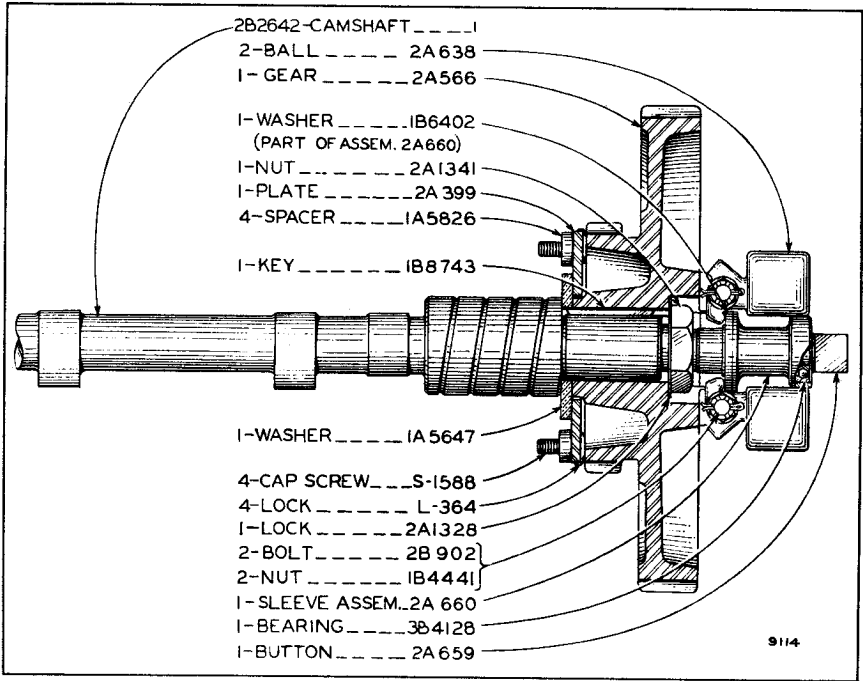
FAN IDLER GEAR
Serial No. IE560 to IE1700 Inclusive



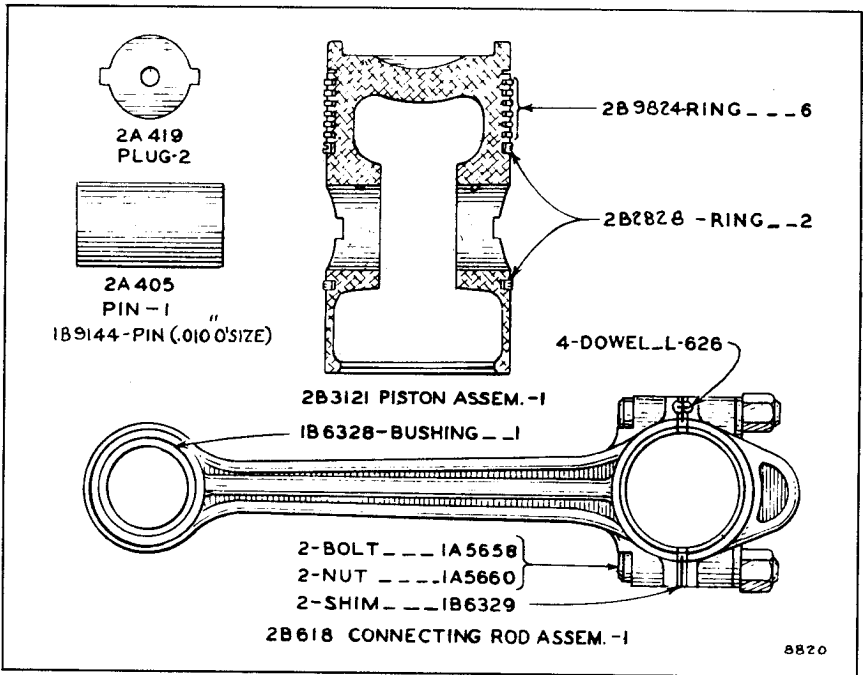
FAN IDLER GEAR
Effective with Serial No. IE1701

ALWAYS GIVE SERIAL NUMBER WHEN ORDERING PARTS

"CATERPILLAR" FIFTY TRACTOR

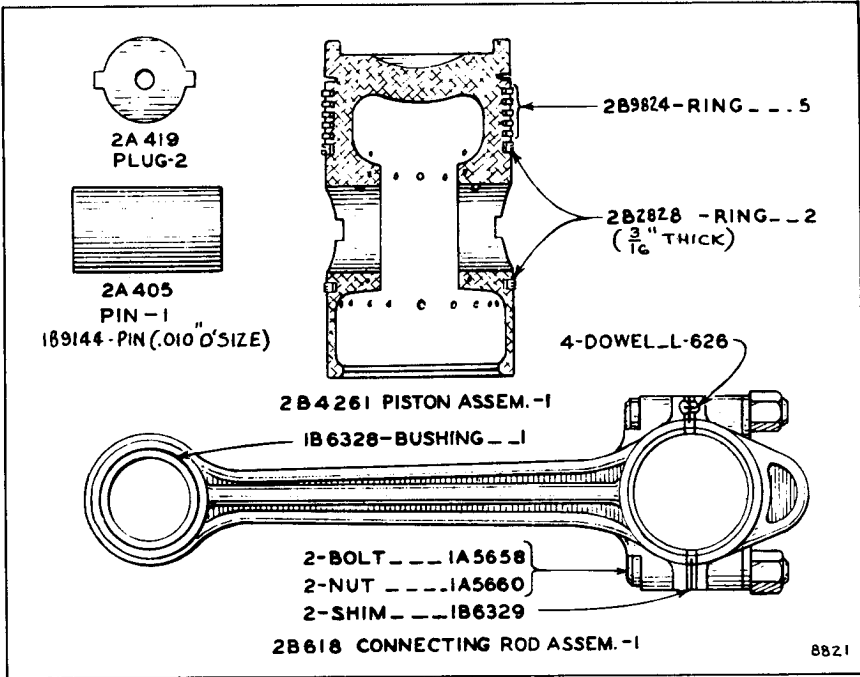


CAMSHAFT AND GOVERNOR

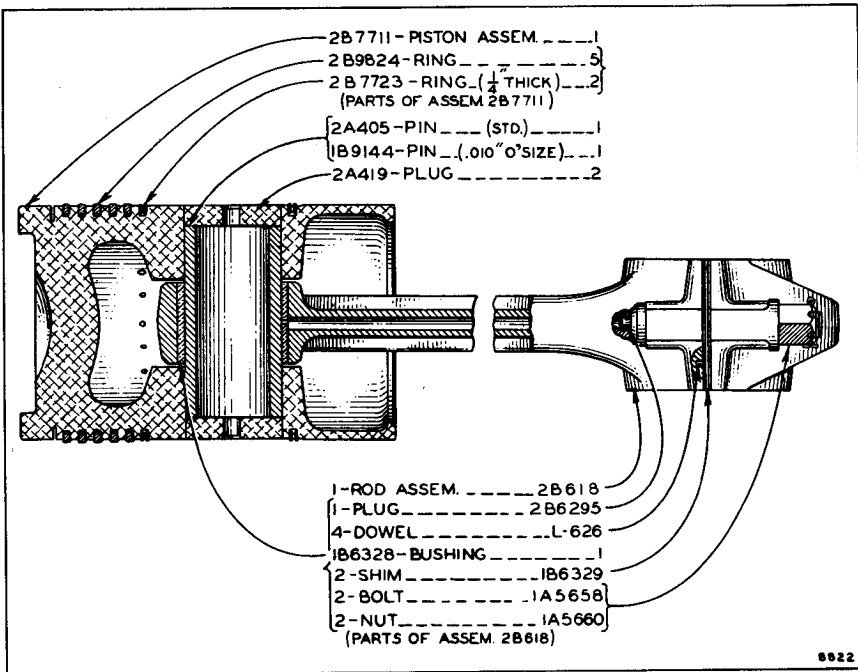


CONNECTING ROD AND PISTON (4 Groups Req'd.)
 Serial No. 1E560 to 1E962 Inclusive

ALWAYS GIVE SERIAL NUMBER WHEN ORDERING PARTS



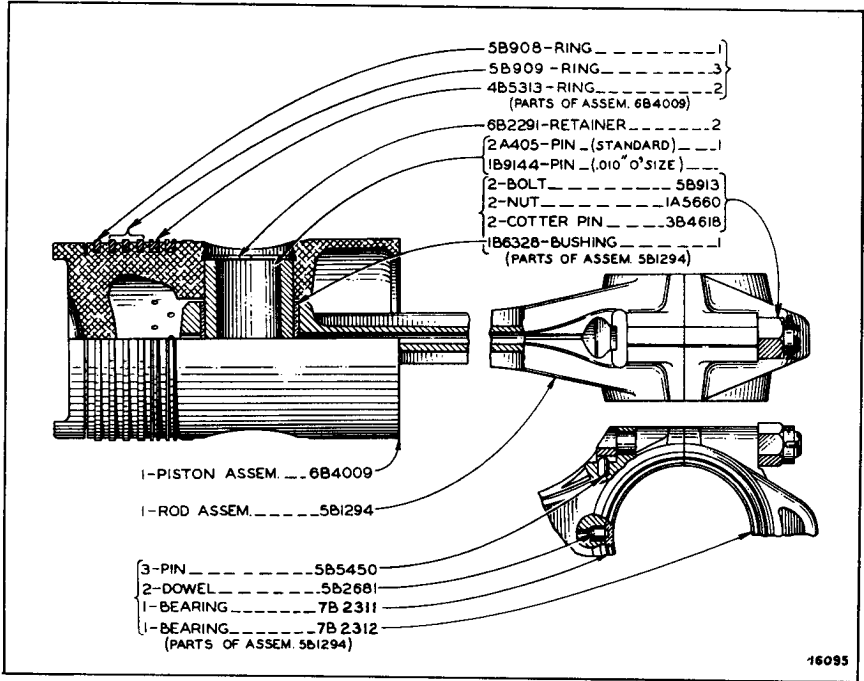
CONNECTING ROD AND PISTON (4 Groups Req'd.)
Serial No. 1E963 to 1E1465 Inclusive



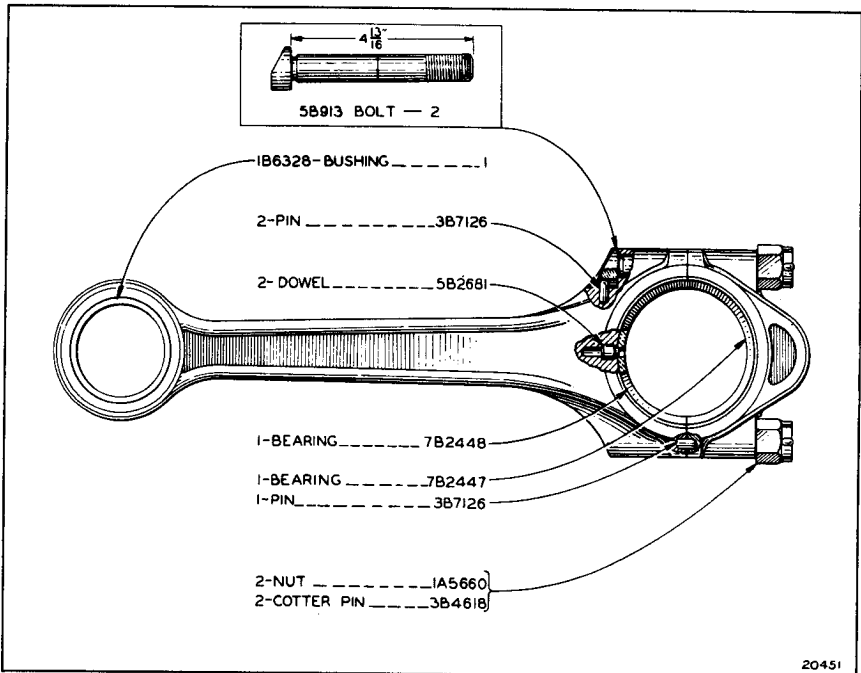
CONNECTING ROD AND PISTON (4 Groups Req'd.)
Effective with Serial No. 1E1466

ALWAYS GIVE SERIAL NUMBER WHEN ORDERING PARTS

"CATERPILLAR" FIFTY TRACTOR



CONNECTING ROD AND PISTON (4 Groups Req'd.)
 Used for replacement only



5B1447 ROD ASSEMBLY
 For use with .050 Undersize Crankshaft

ALWAYS GIVE SERIAL NUMBER WHEN ORDERING PARTS

2B5379 Crankshaft Bearing Replacement Group - Line Bored
3F6301 Crankshaft Bearing Replacement Group - Semi-Finished
 For use with Standard Crankshaft
 Consists of:
 Complete set of Bearings and Shims as shown with Standard Crankshaft.

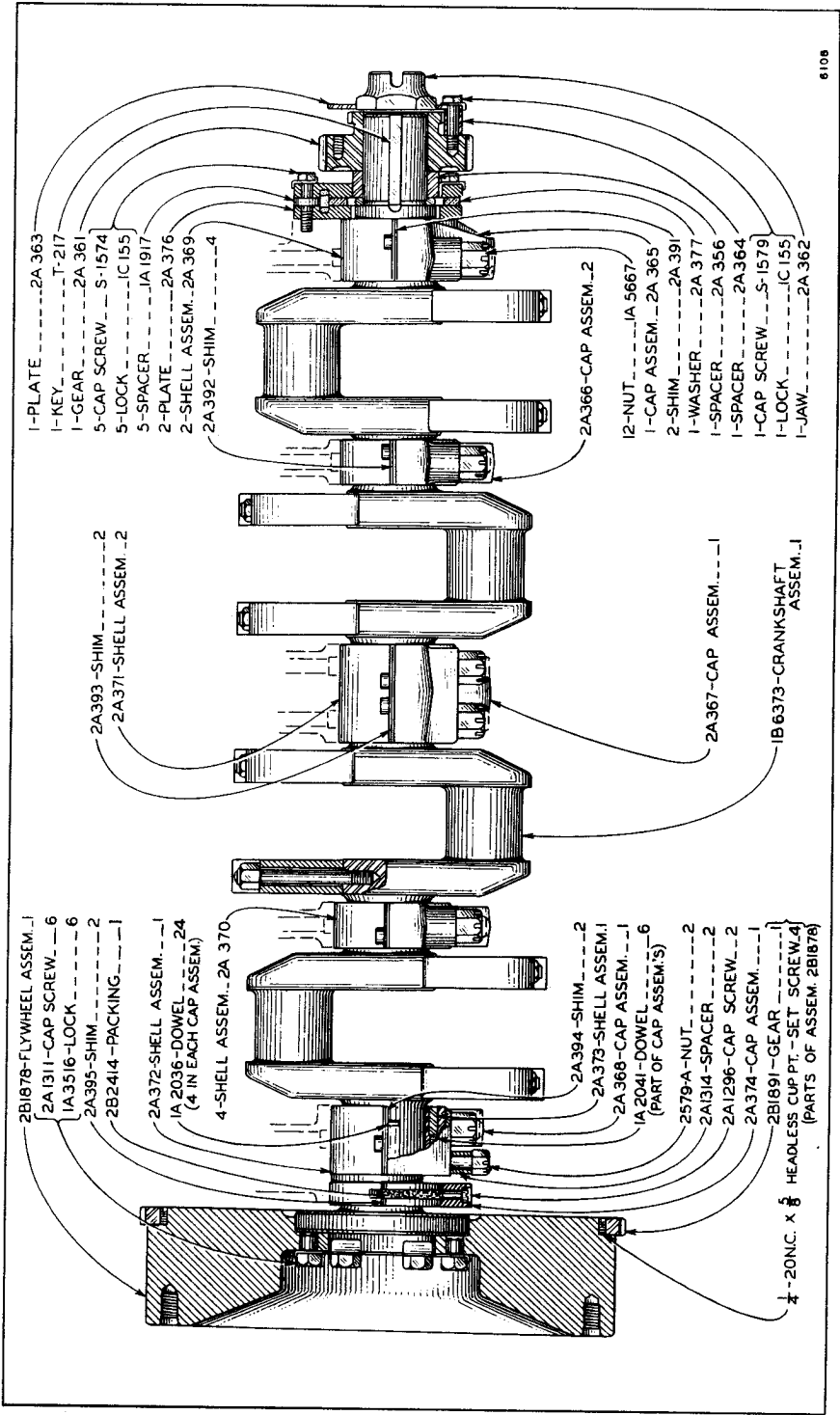
2B9516 Crankshaft Bearing Replacement Group - Line Bored
3F6532 Crankshaft Bearing Replacement Group - Semi-Finished
 For use with .050 Undersize Crankshaft

- Consists of:
- 1 2B9726 End Cap Assembly-Cylinder Block Rear
 - 1 2B2414 Packing
 - 1 3B5697 Bearing-Rear Lower
 - 1 3B5696 Bearing-Rear Upper
 - 2 3B5694 Bearing-Intermediate Lower
 - 2 4B140 Bearing-Intermediate Upper
 - 1 3B5693 Bearing-Front Lower
 - 1 4B139 Bearing-Front Upper
 - 1 3B5695 Bearing-Center Lower
 - 1 4B141 Bearing-Center Upper
 - 2 3B5540 Shim-Cylinder Block Rear End Bearing
 - 2 3B5539 Shim-Rear Bearing
 - 4 3B5537 Shim-Intermediate Bearing
 - 2 3B5536 Shim-Front Bearing
 - 2 3B5538 Shim-Center Bearing

7B1107 Crankshaft Bearing Replacement Group - Precision Type
 For use with Standard Crankshaft
 Consists of:
 Complete set of Bearings as shown with Standard Crankshaft.

7B1728 Crankshaft Bearing Replacement Group - Precision Type
 For use with .050 Undersize Crankshaft
 Consists of:

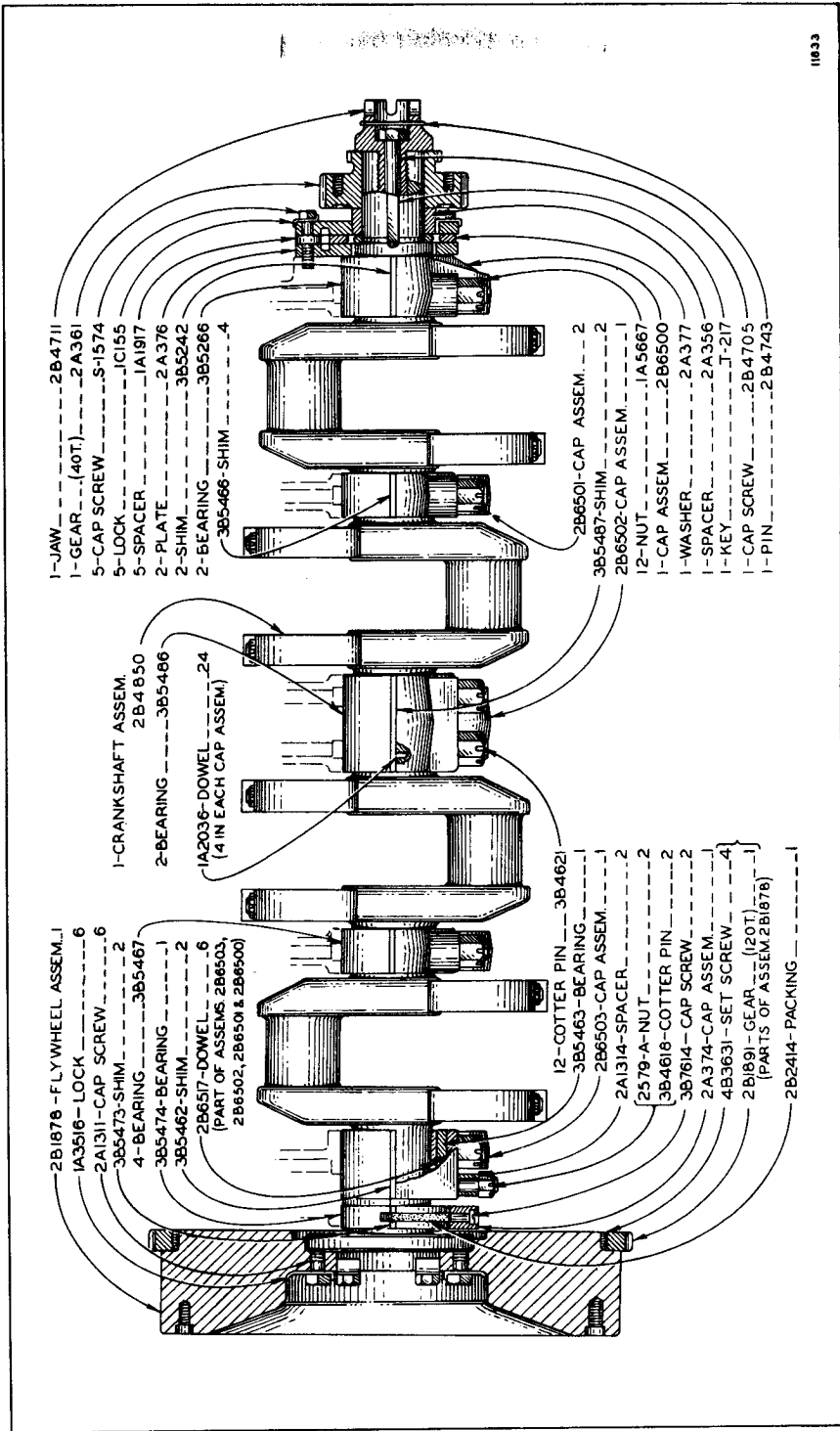
- 1 7B1586 Bearing Assembly-Rear Lower
- 1 7B1649 Bearing-Rear Upper
- 2 7B1623 Bearing Assembly-Intermediate Lower
- 2 7B1648 Bearing-Intermediate Upper
- 1 7B1585 Bearing Assembly-Front Lower
- 1 7B1646 Bearing-Front Upper
- 1 7B1621 Bearing Assembly-Center Lower
- 1 7B1647 Bearing-Center Upper



6109

CRANKSHAFT
Serial No. 1E560 to 1E1265 Inclusive

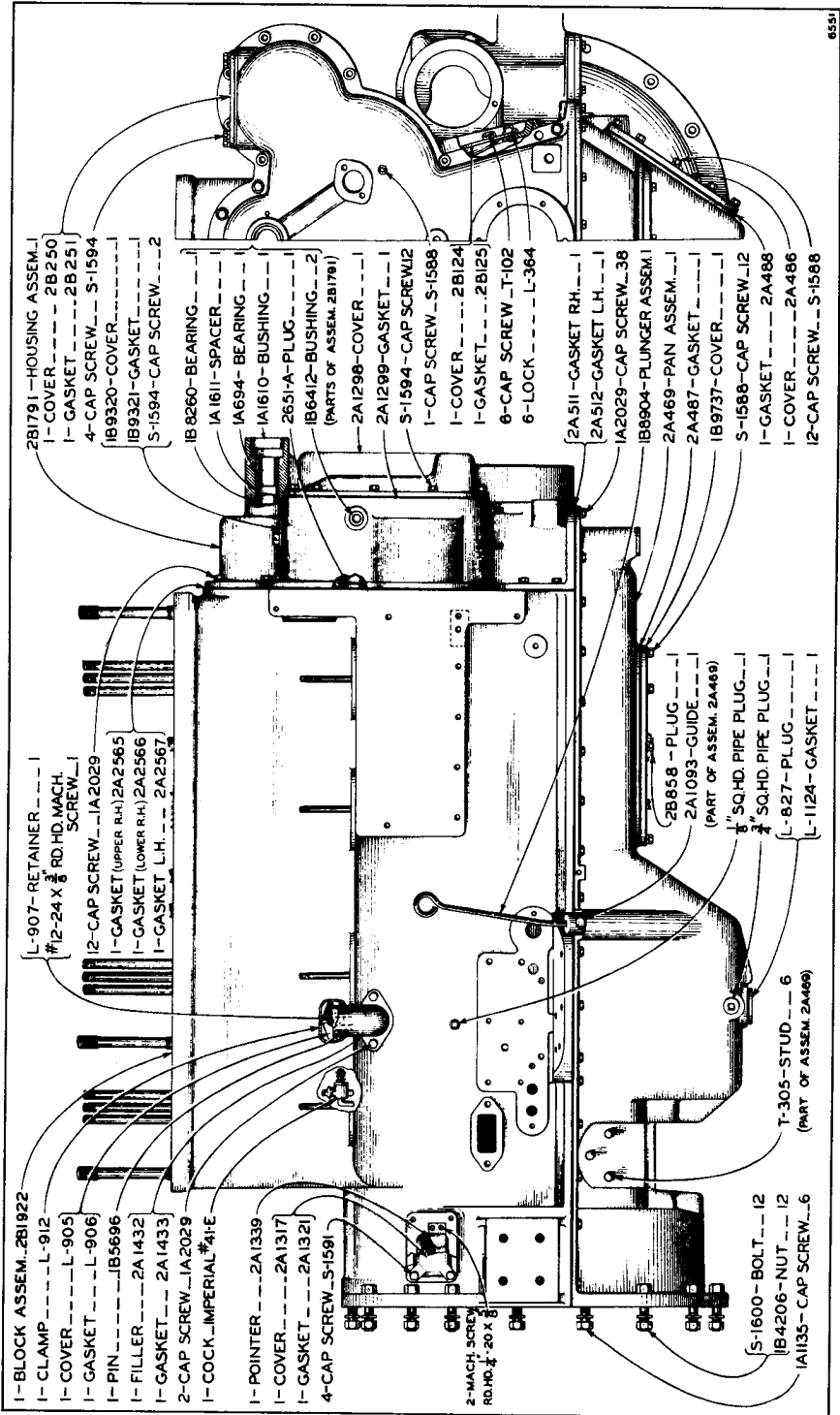
ALWAYS GIVE SERIAL NUMBER WHEN ORDERING PARTS



11633

CRANKSHAFT
 Effective with Serial No. 1E1266

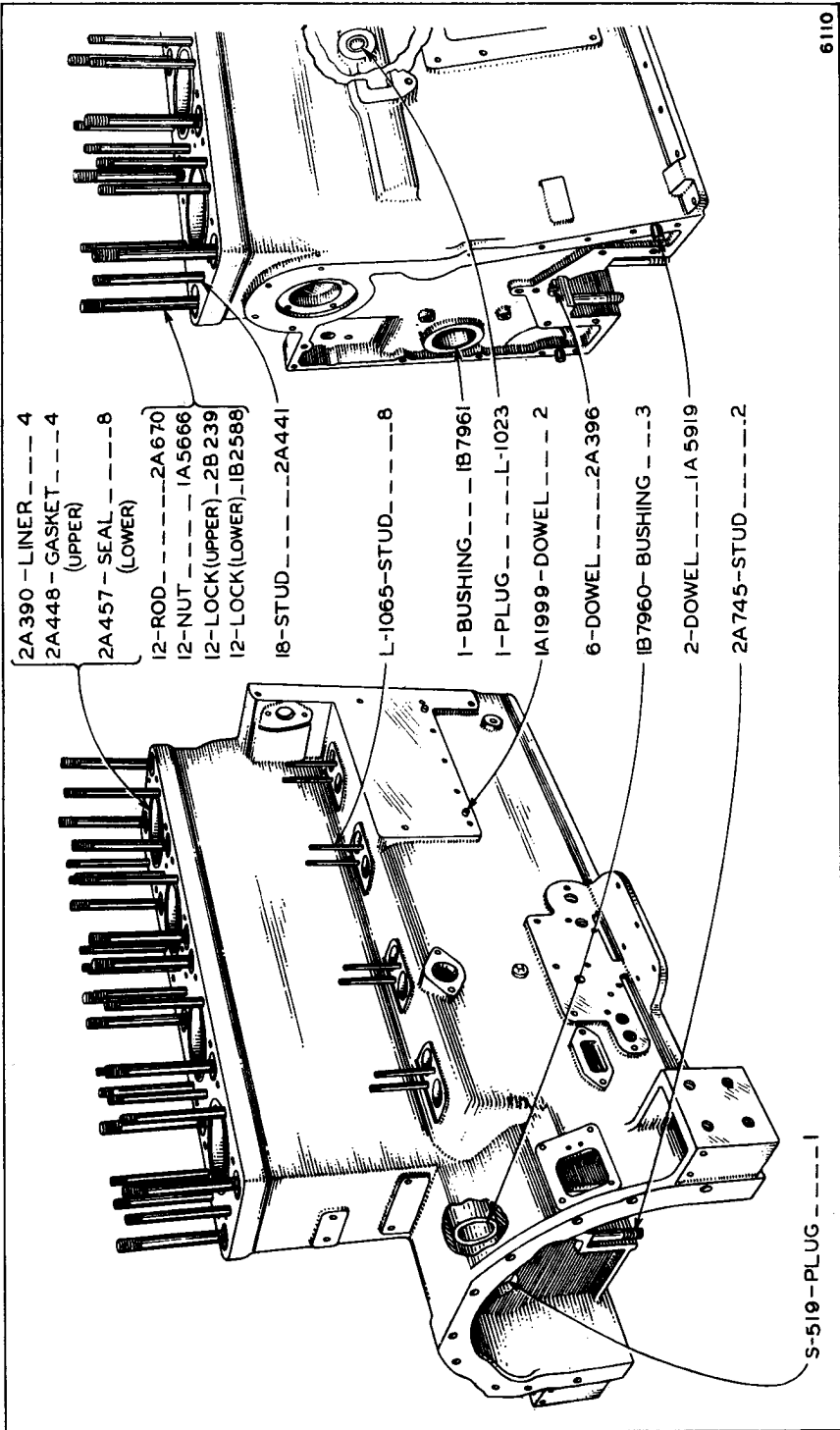
ALWAYS GIVE SERIAL NUMBER WHEN ORDERING PARTS



6551

CYLINDER BLOCK AND COVERS
 Serial No. 1E560 to 1E1368 Inclusive

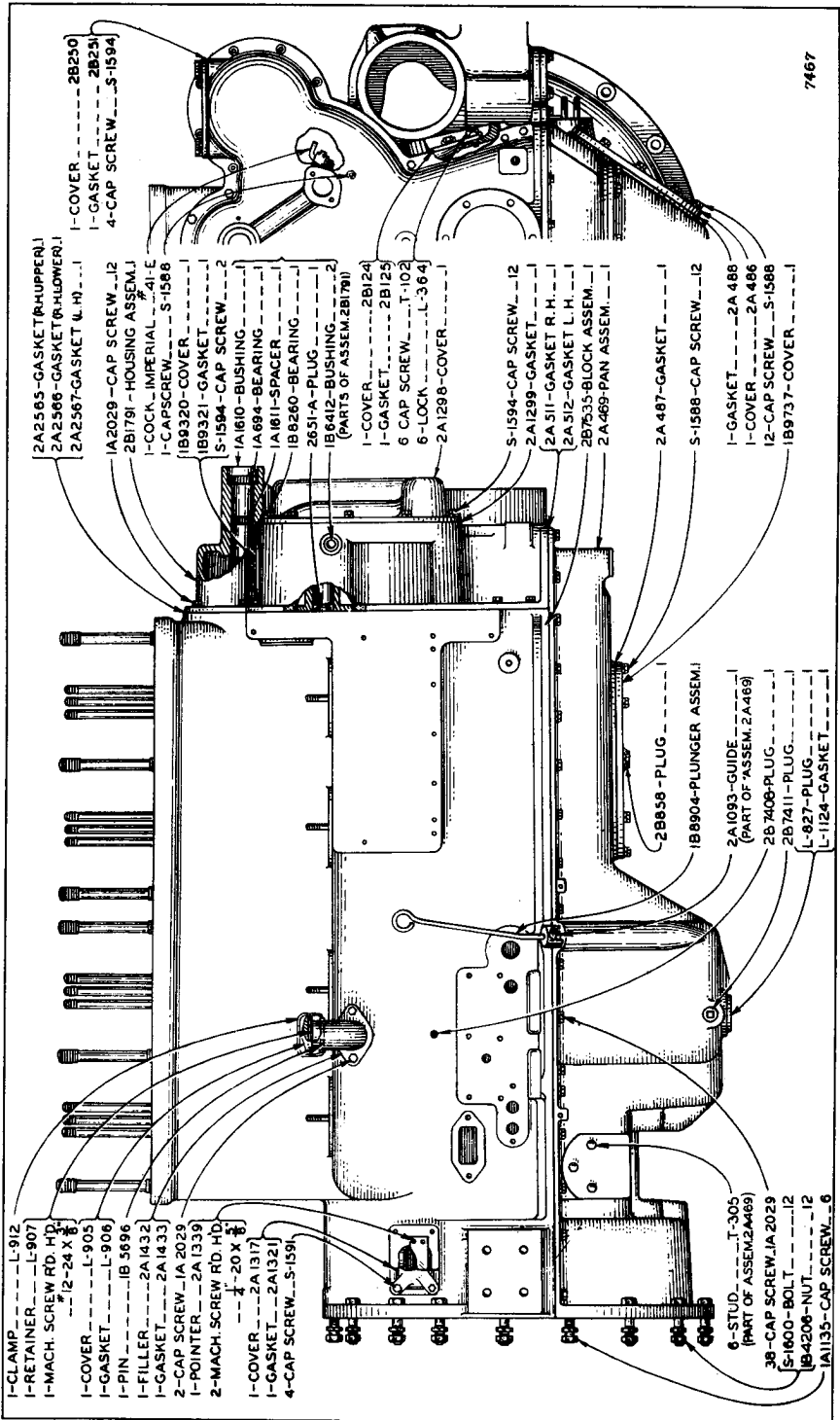
ALWAYS GIVE SERIAL NUMBER WHEN ORDERING PARTS



6110

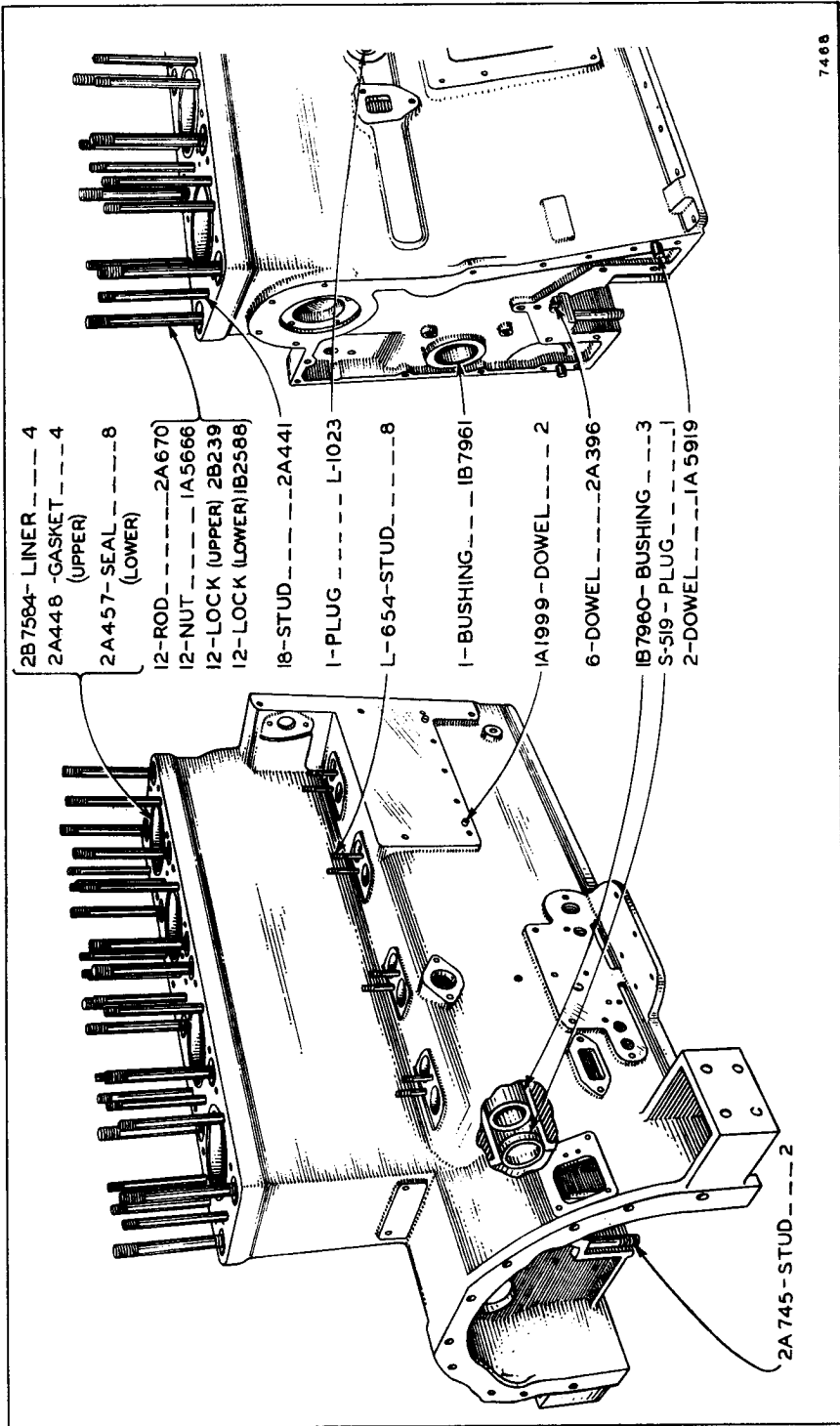
2B1922 CYLINDER BLOCK ASSEMBLY
 Serial No. 1E560 to 1E1368 Inclusive

ALWAYS GIVE SERIAL NUMBER WHEN ORDERING PARTS



CYLINDER BLOCK AND COVERS
 Serial No. 1E1369 to 1E1700 Inclusive

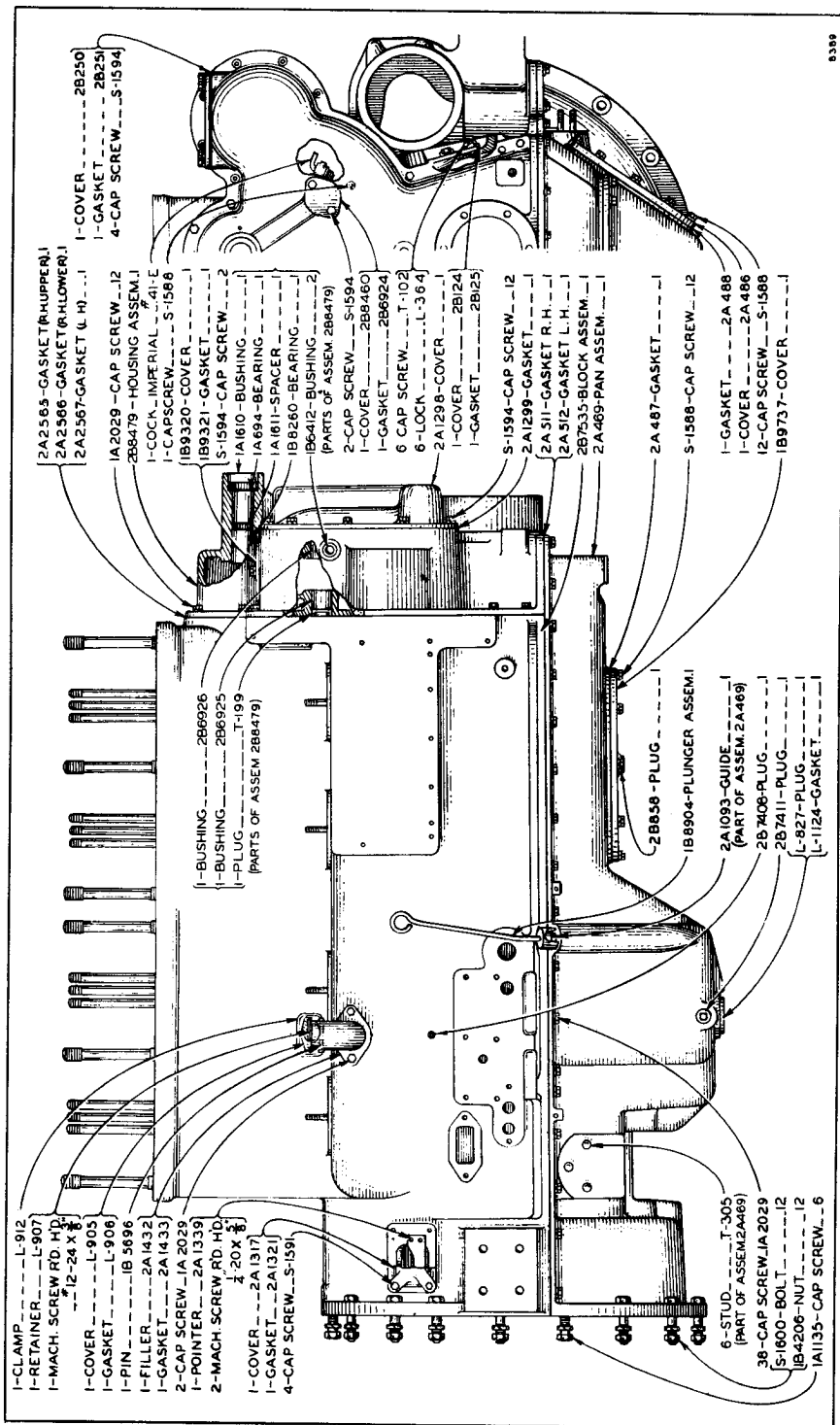
ALWAYS GIVE SERIAL NUMBER WHEN ORDERING PARTS



7468

287535 CYLINDER BLOCK ASSEMBLY (First Type)
 Serial No. 1E1369 to 1E1700 Inclusive

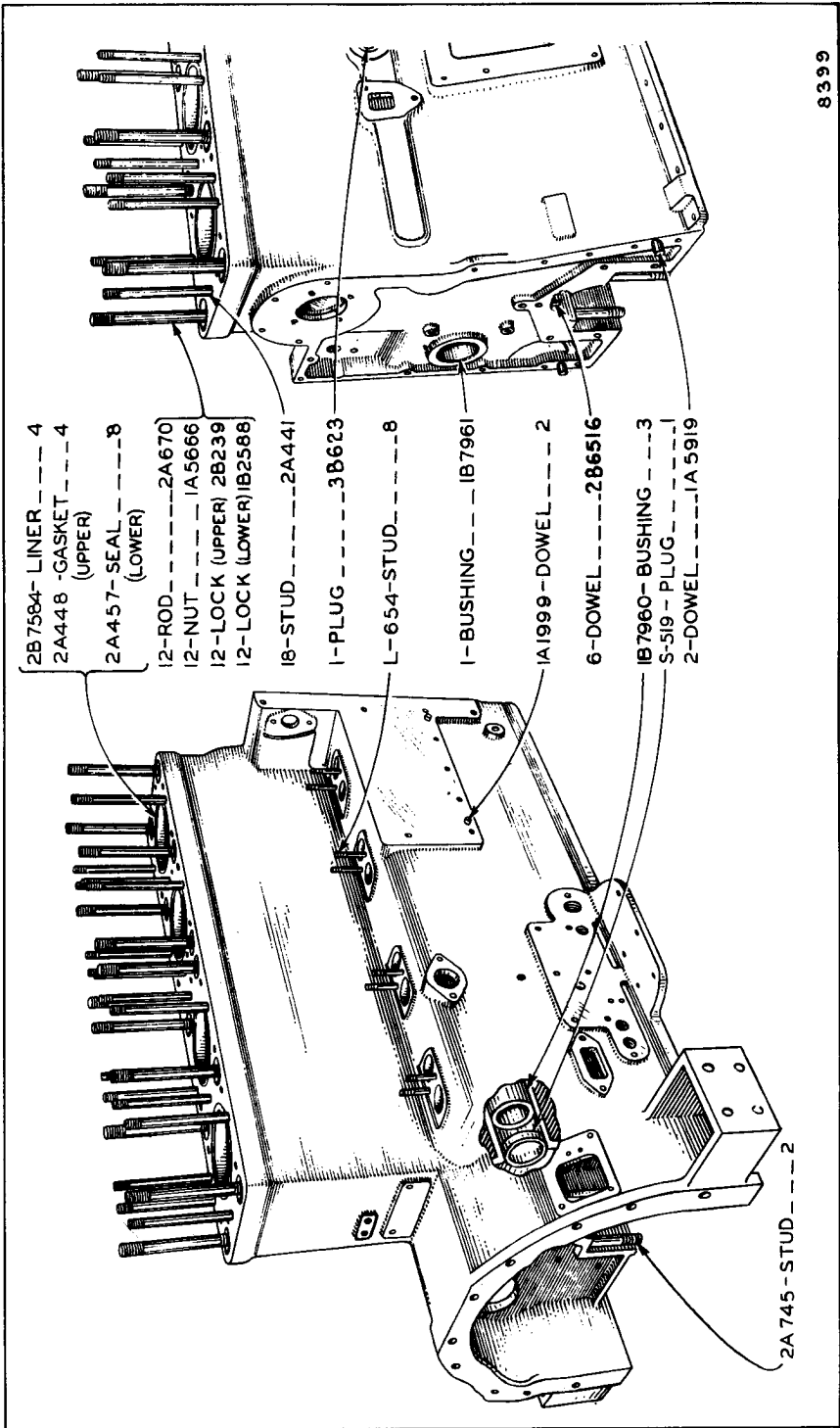
ALWAYS GIVE SERIAL NUMBER WHEN ORDERING PARTS



9399

CYLINDER BLOCK AND COVERS
Effective with Serial No. 1E1701

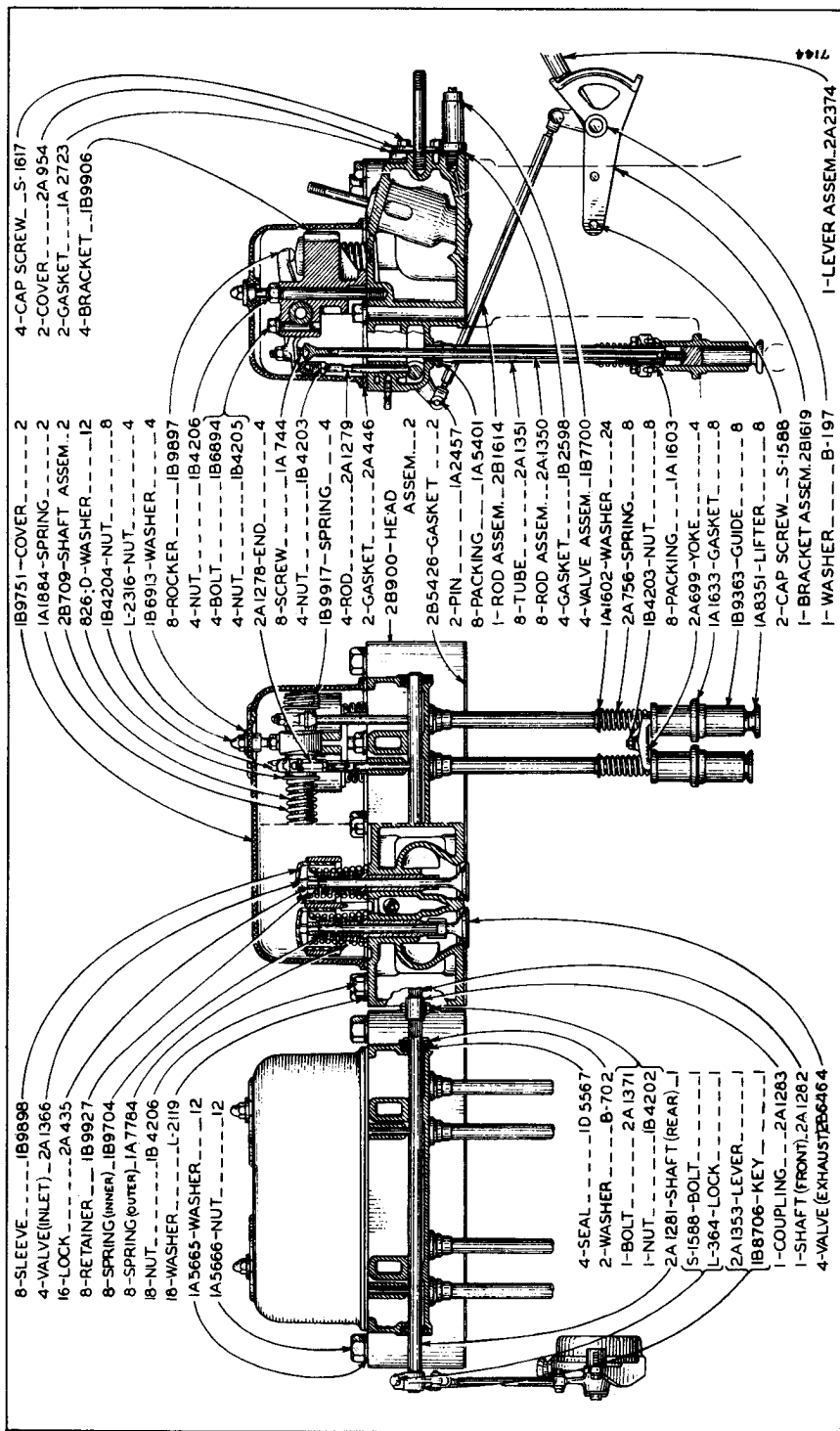
ALWAYS GIVE SERIAL NUMBER WHEN ORDERING PARTS



8399

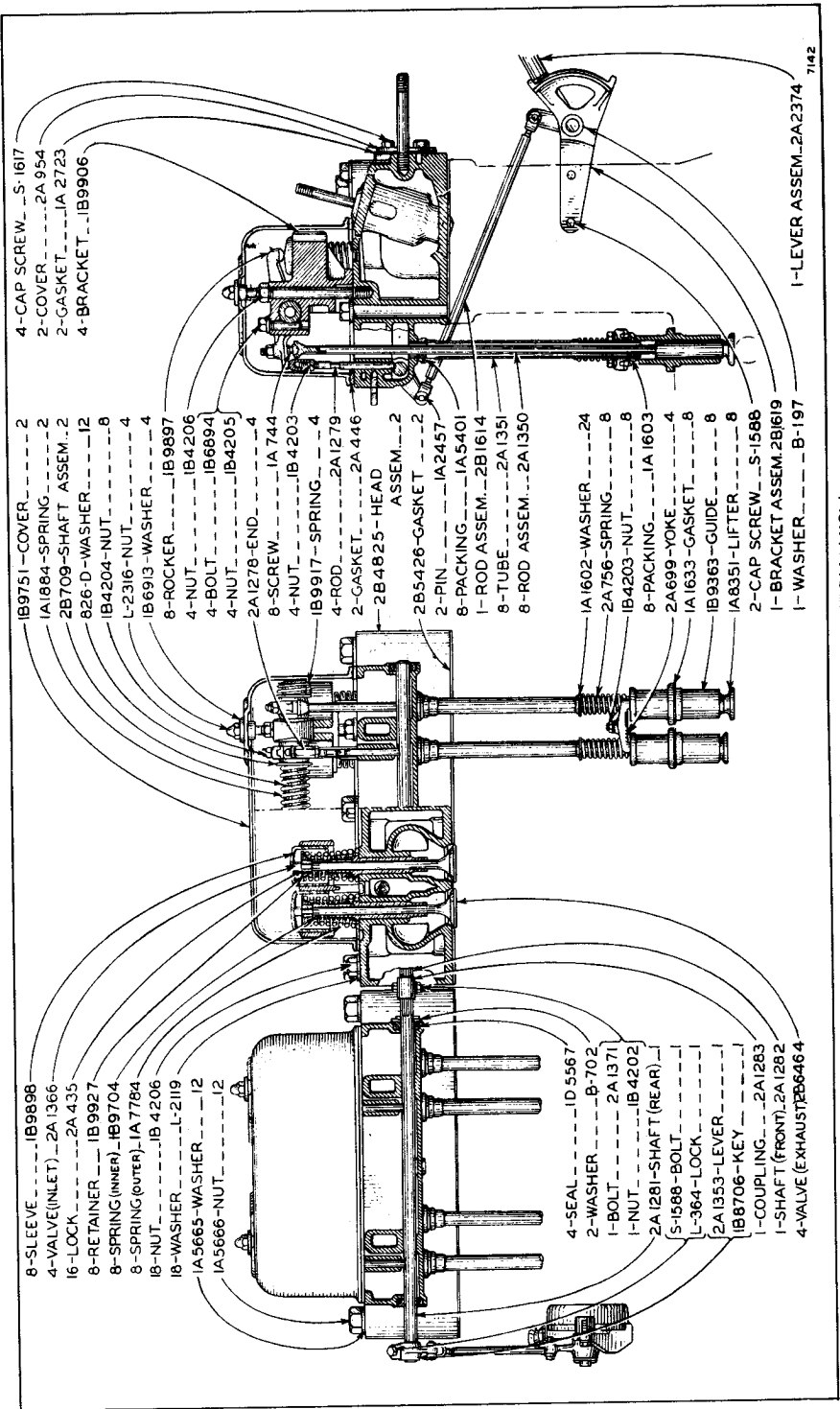
2B7535 CYLINDER BLOCK ASSEMBLY (Second Type)
 Effective with Serial No. 1E1701

ALWAYS GIVE SERIAL NUMBER WHEN ORDERING PARTS



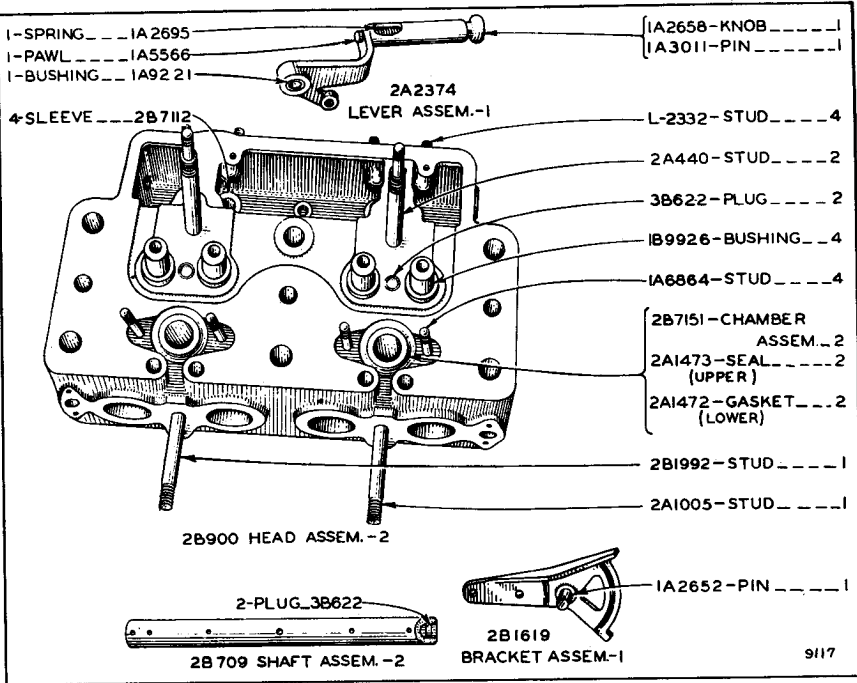
CYLINDER HEAD AND VALVE MECHANISM
 Serial No. 1E560 to 1E1164 Inclusive

ALWAYS GIVE SERIAL NUMBER WHEN ORDERING PARTS

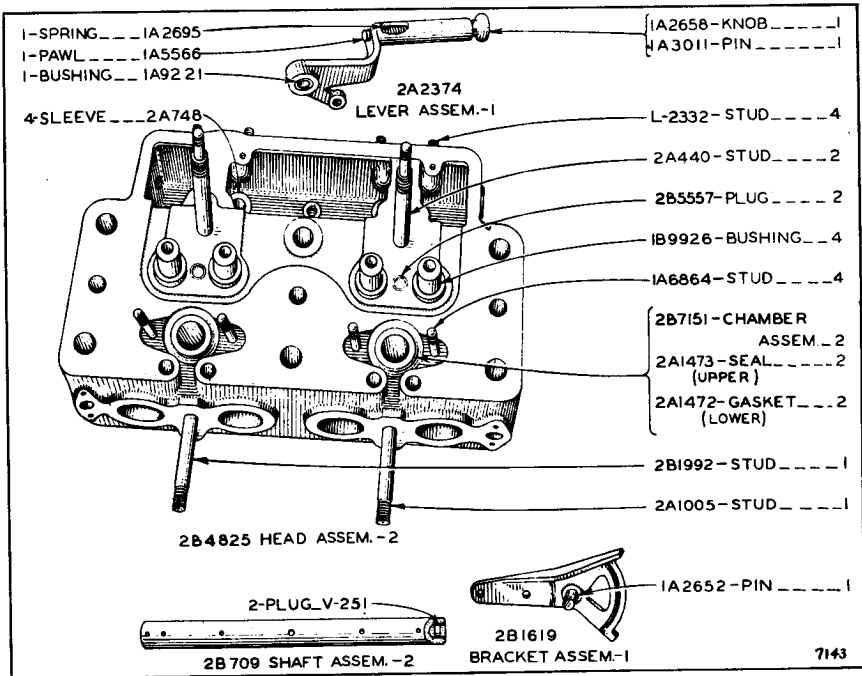


CYLINDER HEAD AND VALVE MECHANISM
 Serial No. 1E1165 to 1E1368 Inclusive

ALWAYS GIVE SERIAL NUMBER WHEN ORDERING PARTS



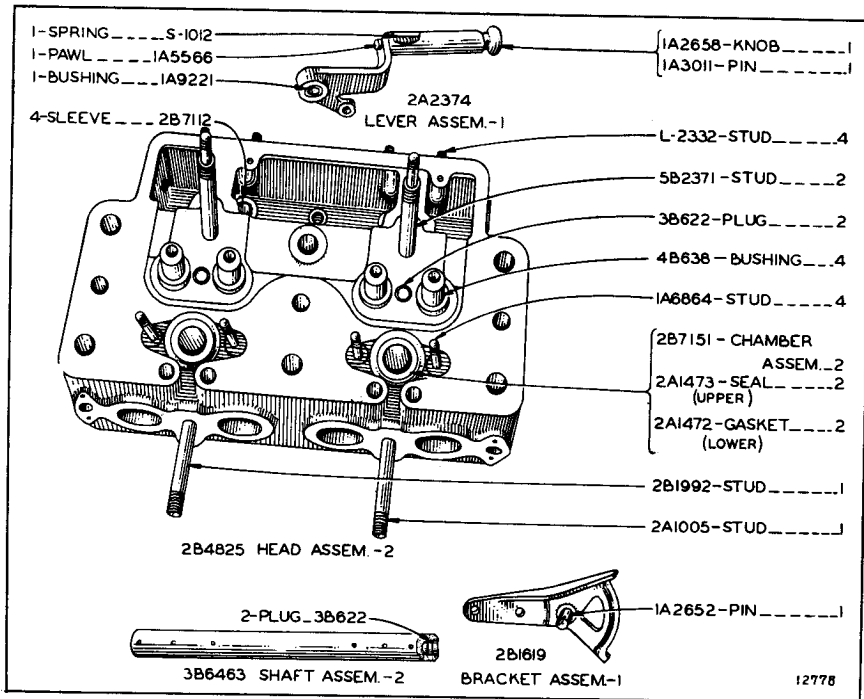
CYLINDER HEAD AND VALVE MECHANISM ASSEMBLIES
 Serial No. 1E560 to 1E1164 Inclusive



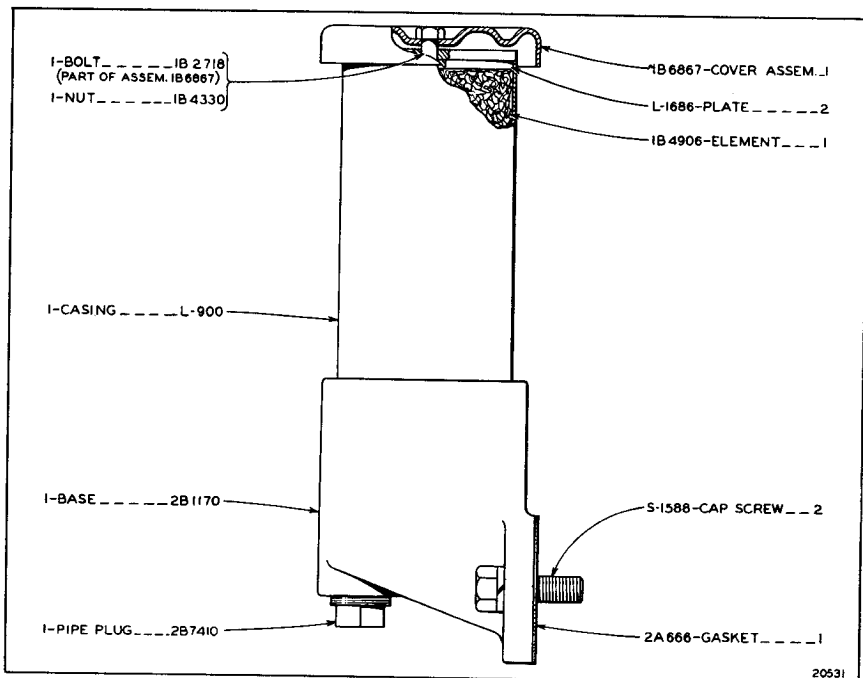
CYLINDER HEAD AND VALVE MECHANISM ASSEMBLIES
 Serial No. 1E1165 to 1E1368 Inclusive

ALWAYS GIVE SERIAL NUMBER WHEN ORDERING PARTS

"CATERPILLAR" FIFTY TRACTOR

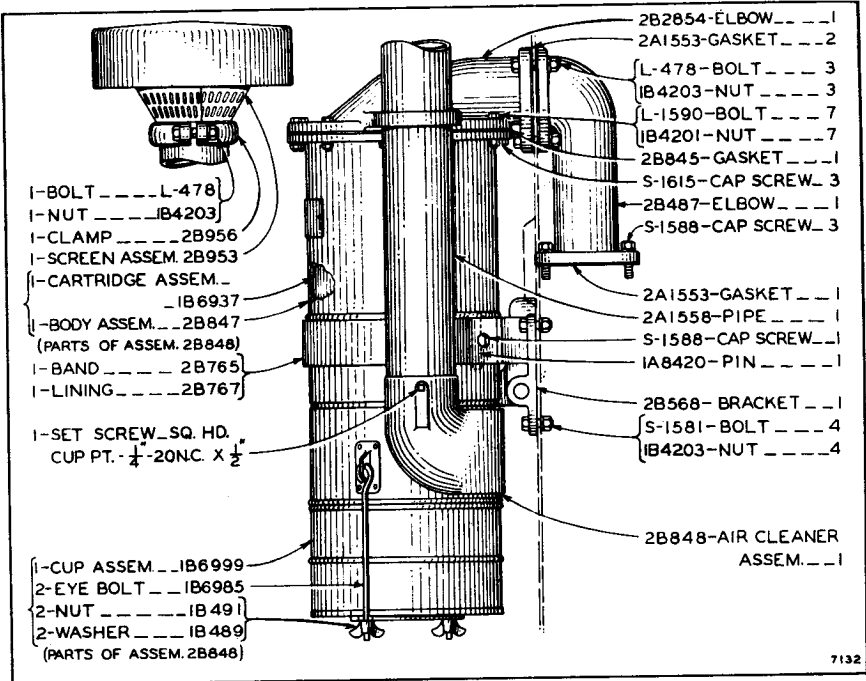


CYLINDER HEAD AND VALVE MECHANISM ASSEMBLIES
Effective with Serial No. 1E1369



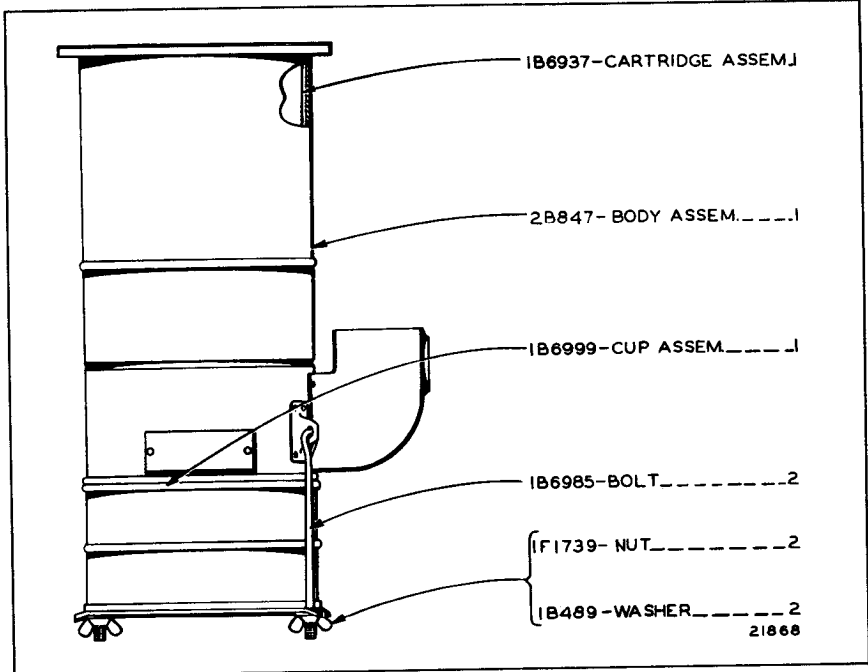
BREATHER

ALWAYS GIVE SERIAL NUMBER WHEN ORDERING PARTS



AIR CLEANER

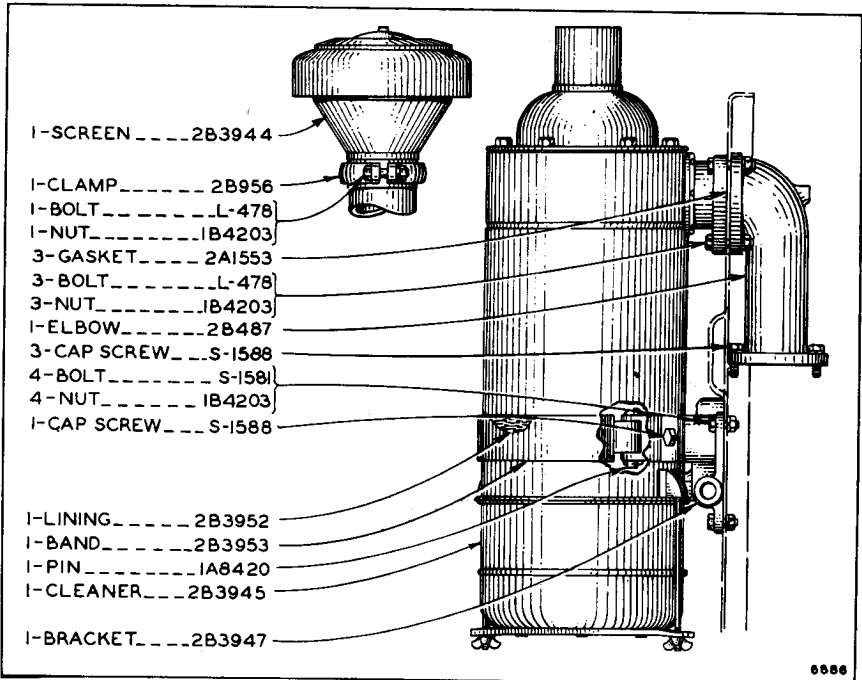
Serial No. 1E560 to 1E953 Inclusive



2B848 AIR CLEANER

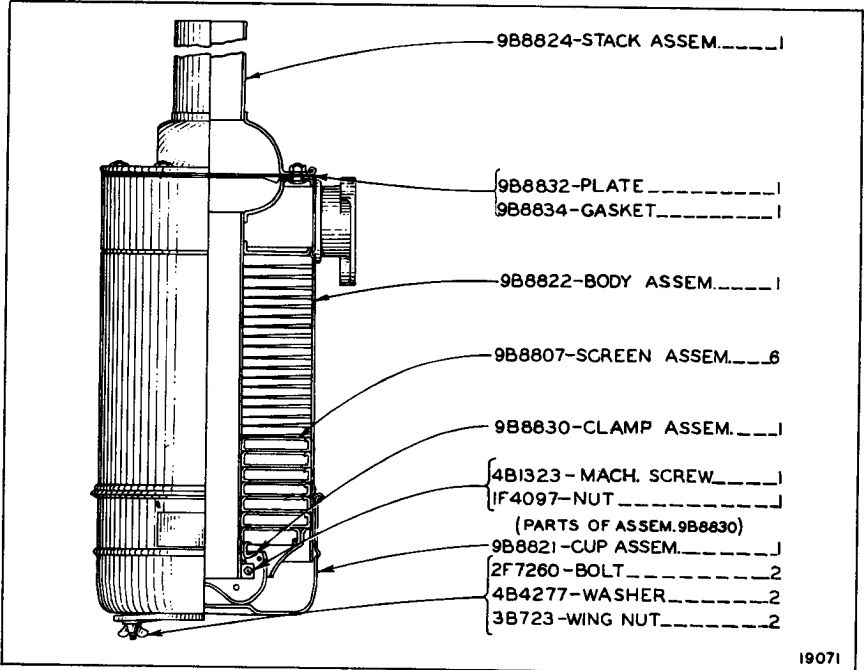
Serial No. 1E560 to 1E953 Inclusive

ALWAYS GIVE SERIAL NUMBER WHEN ORDERING PARTS



AIR CLEANER

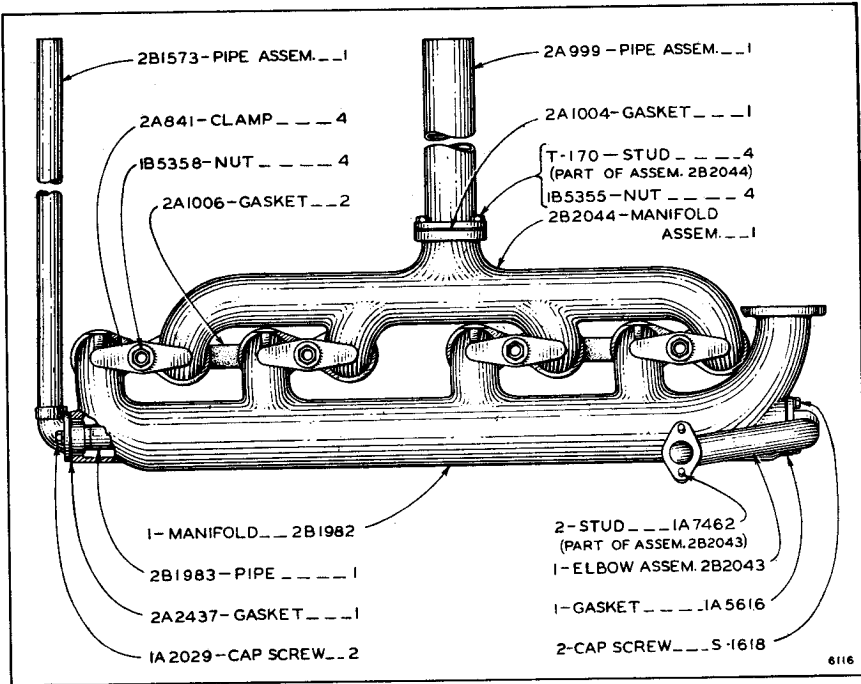
Effective with Serial No. 1E954



2B3945 AIR CLEANER

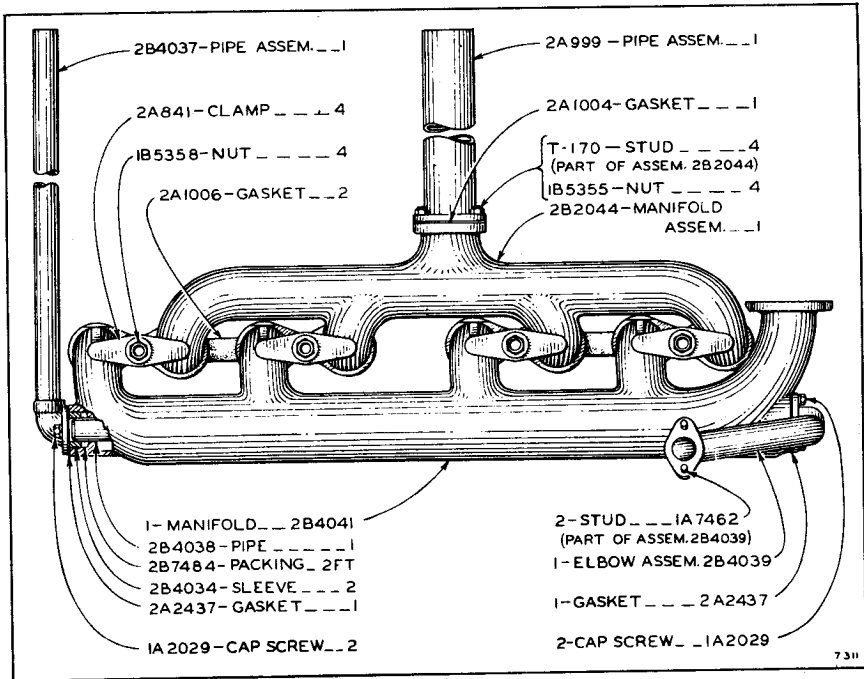
Effective with Serial No. 1E954

ALWAYS GIVE SERIAL NUMBER WHEN ORDERING PARTS



MANIFOLDS

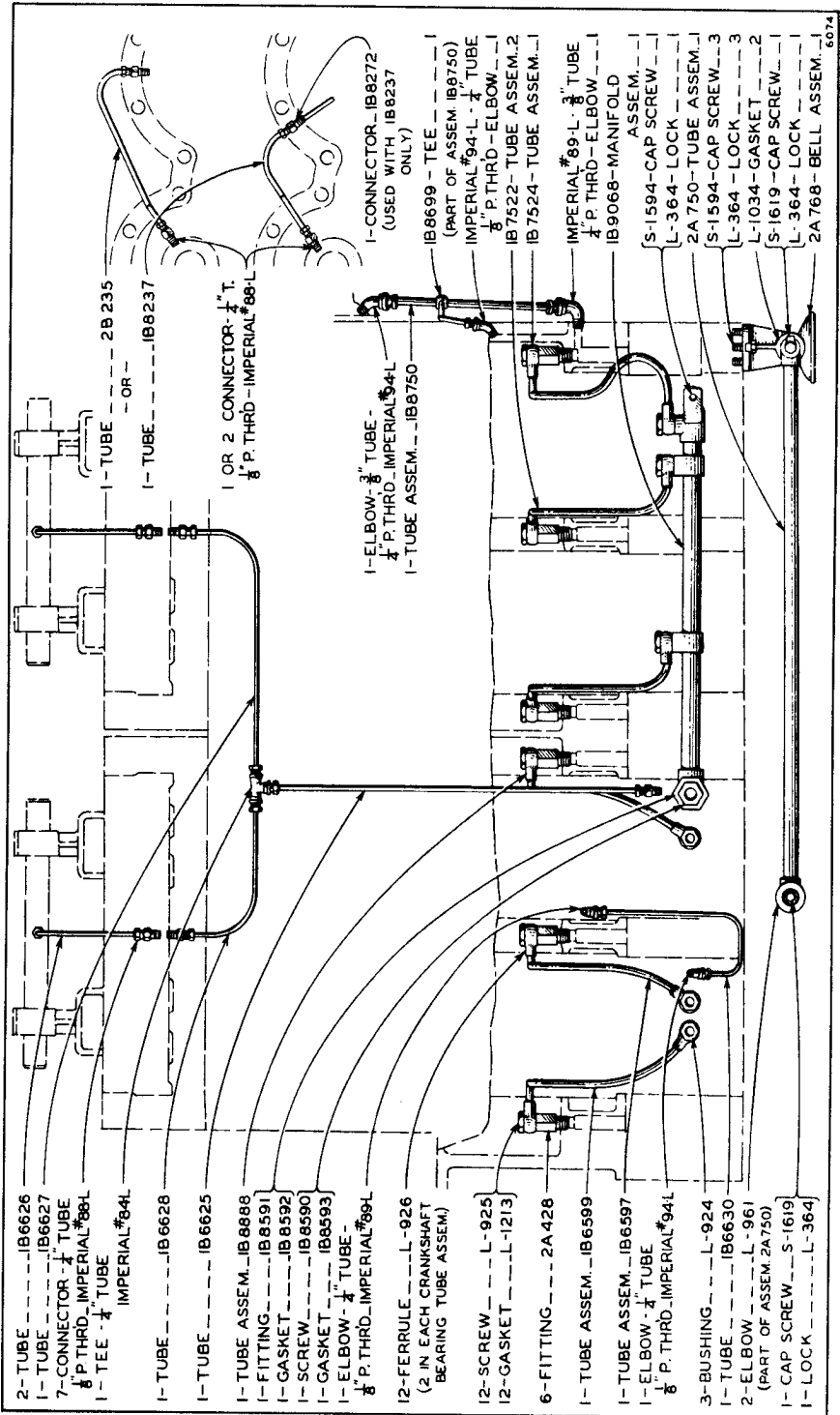
Serial No. 1E560 to 1E1252 Inclusive



MANIFOLDS

Effective with Serial No. 1E1253

ALWAYS GIVE SERIAL NUMBER WHEN ORDERING PARTS

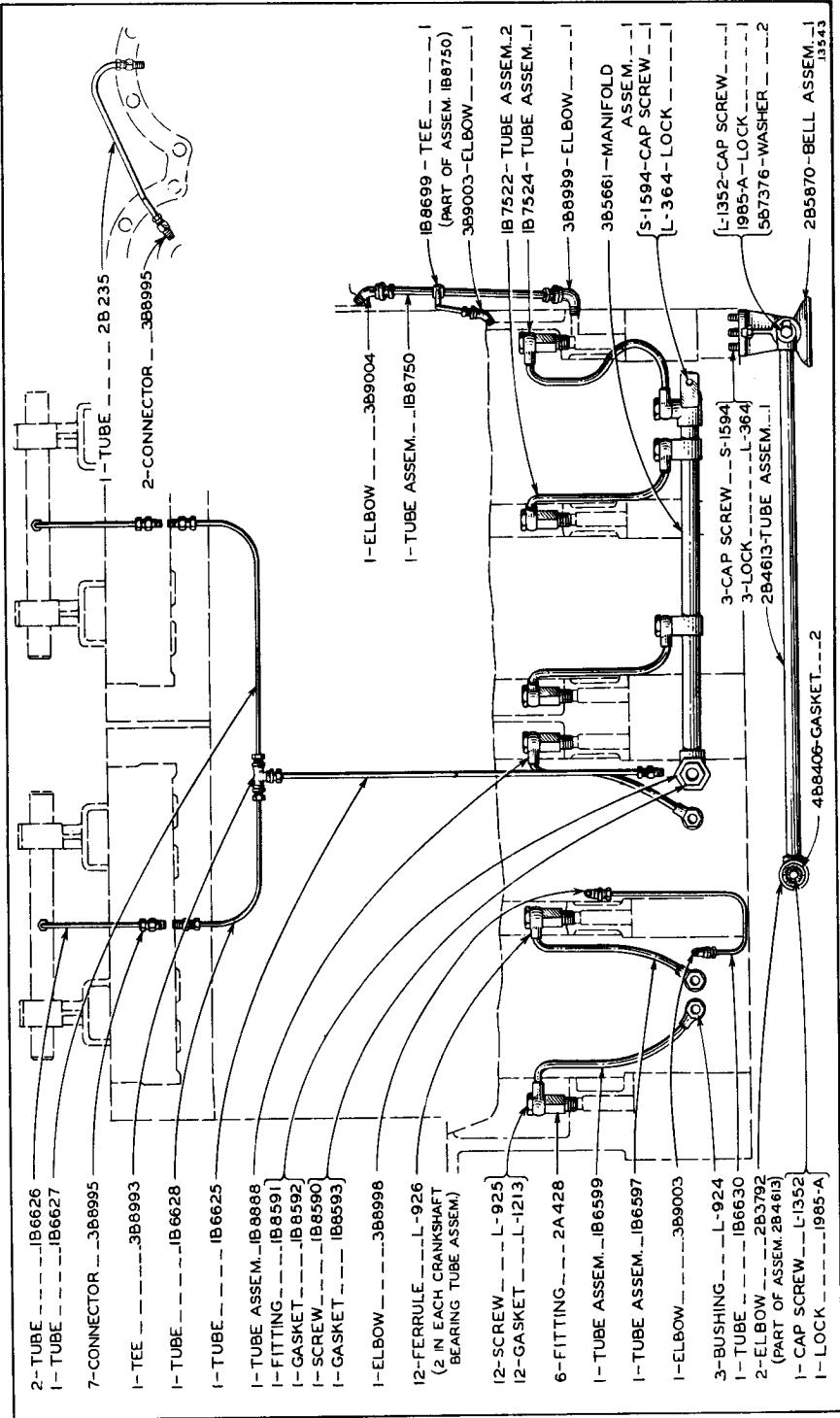


ALWAYS GIVE SERIAL NUMBER WHEN ORDERING PARTS

OIL LINES

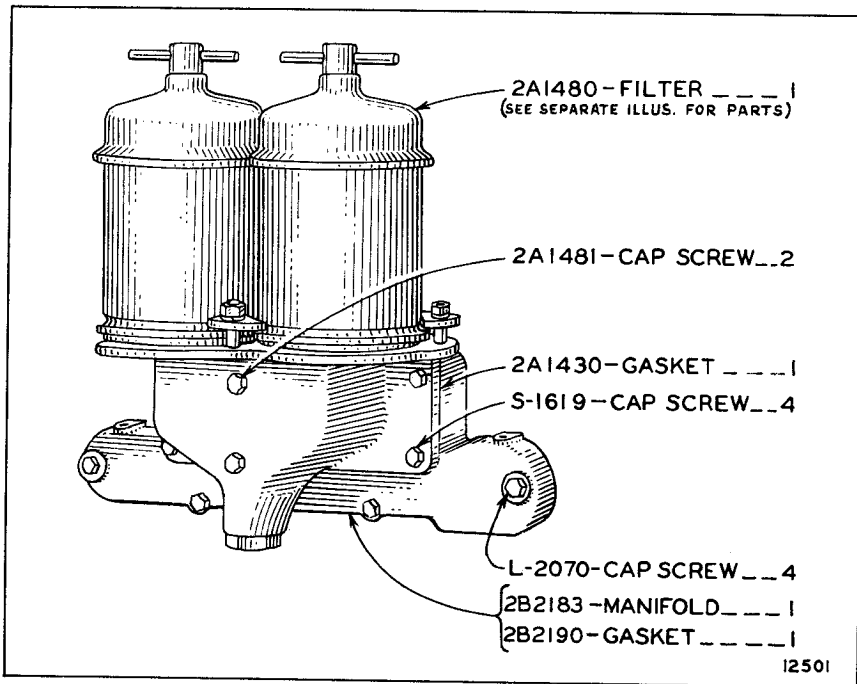
Serial No. 1E560 to 1E962 Inclusive

6074

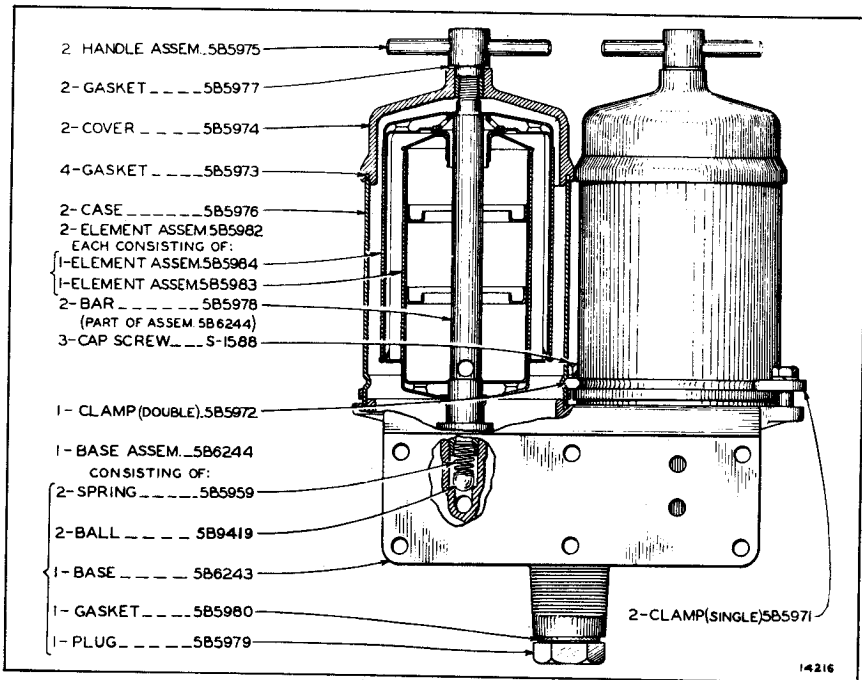


OIL LINES
Effective with Serial No. 1E963

ALWAYS GIVE SERIAL NUMBER WHEN ORDERING PARTS

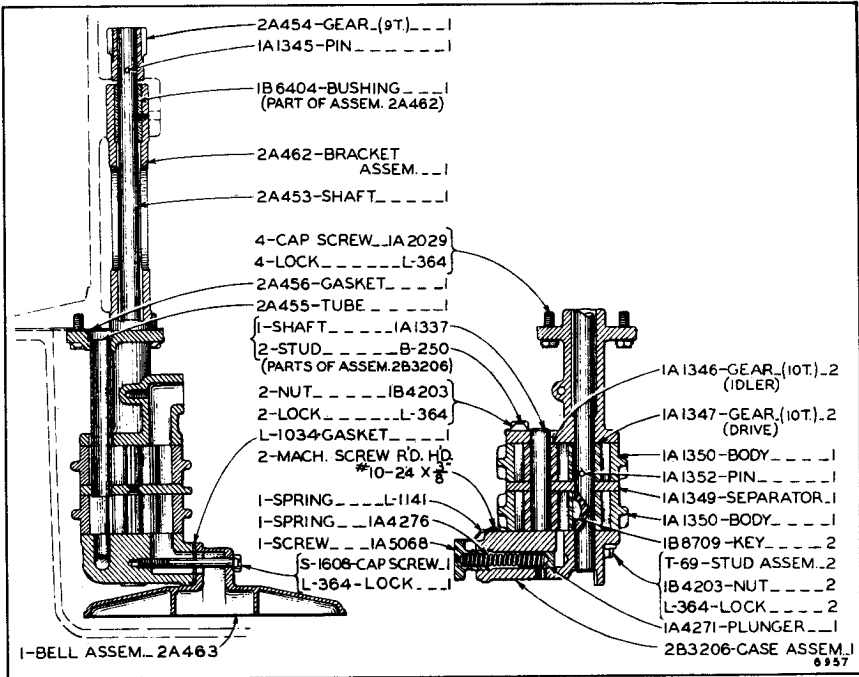


OIL FILTER



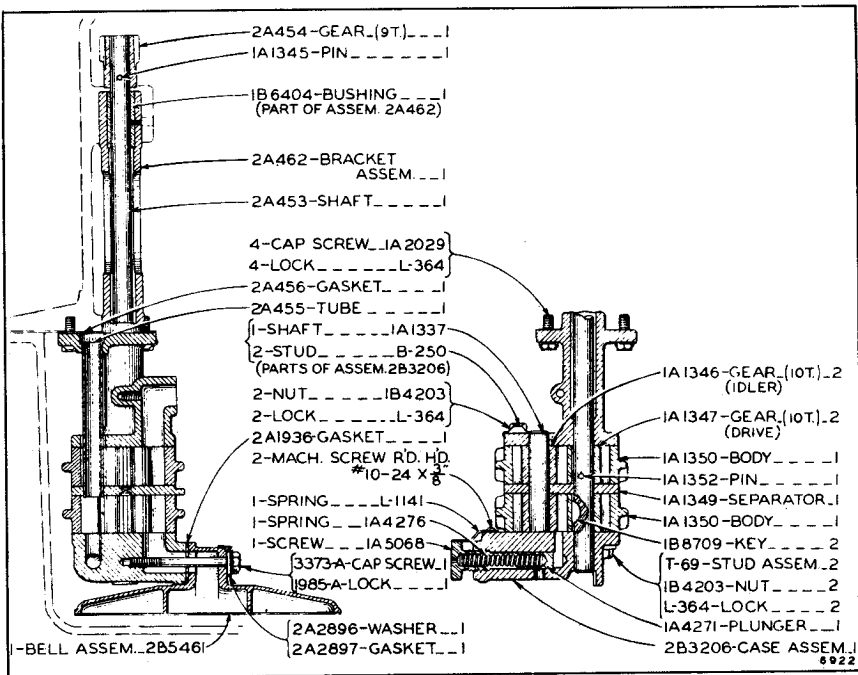
2A1480 OIL FILTER

ALWAYS GIVE SERIAL NUMBER WHEN ORDERING PARTS



OIL LINES

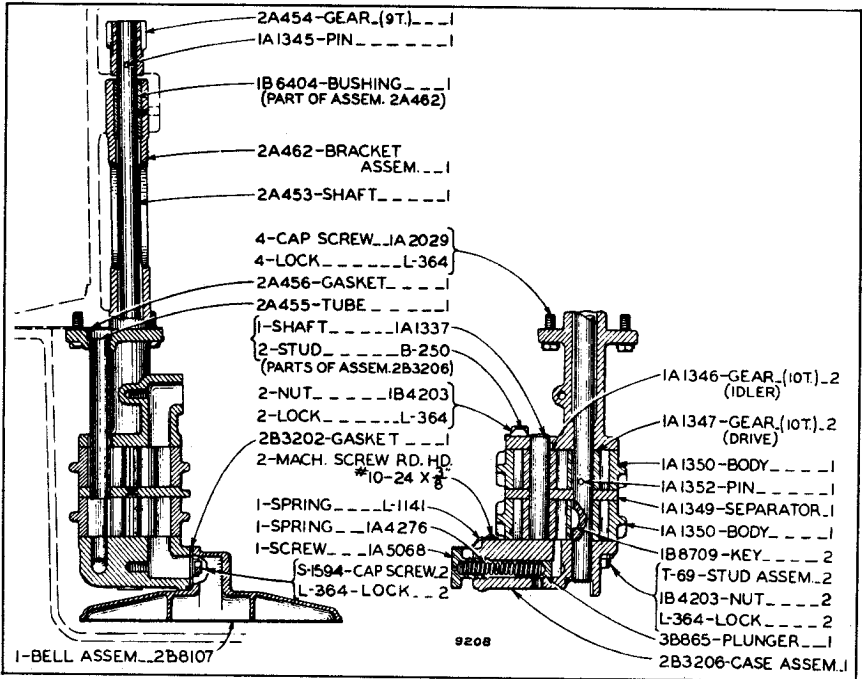
Serial No. 1E560 to 1E962 Inclusive



OIL PUMP

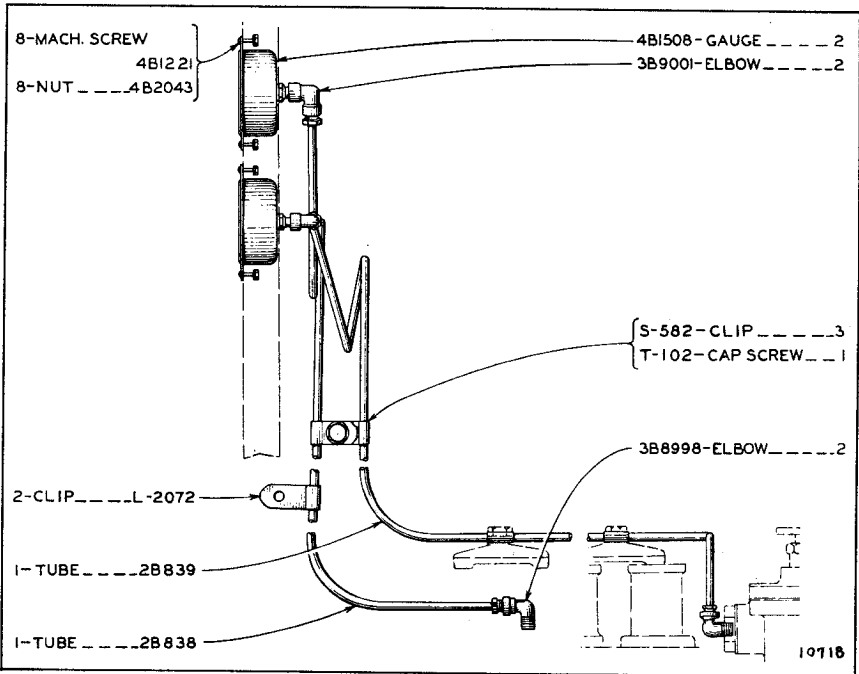
Serial No. 1E963 to 1E1342 Inclusive

ALWAYS GIVE SERIAL NUMBER WHEN ORDERING PARTS



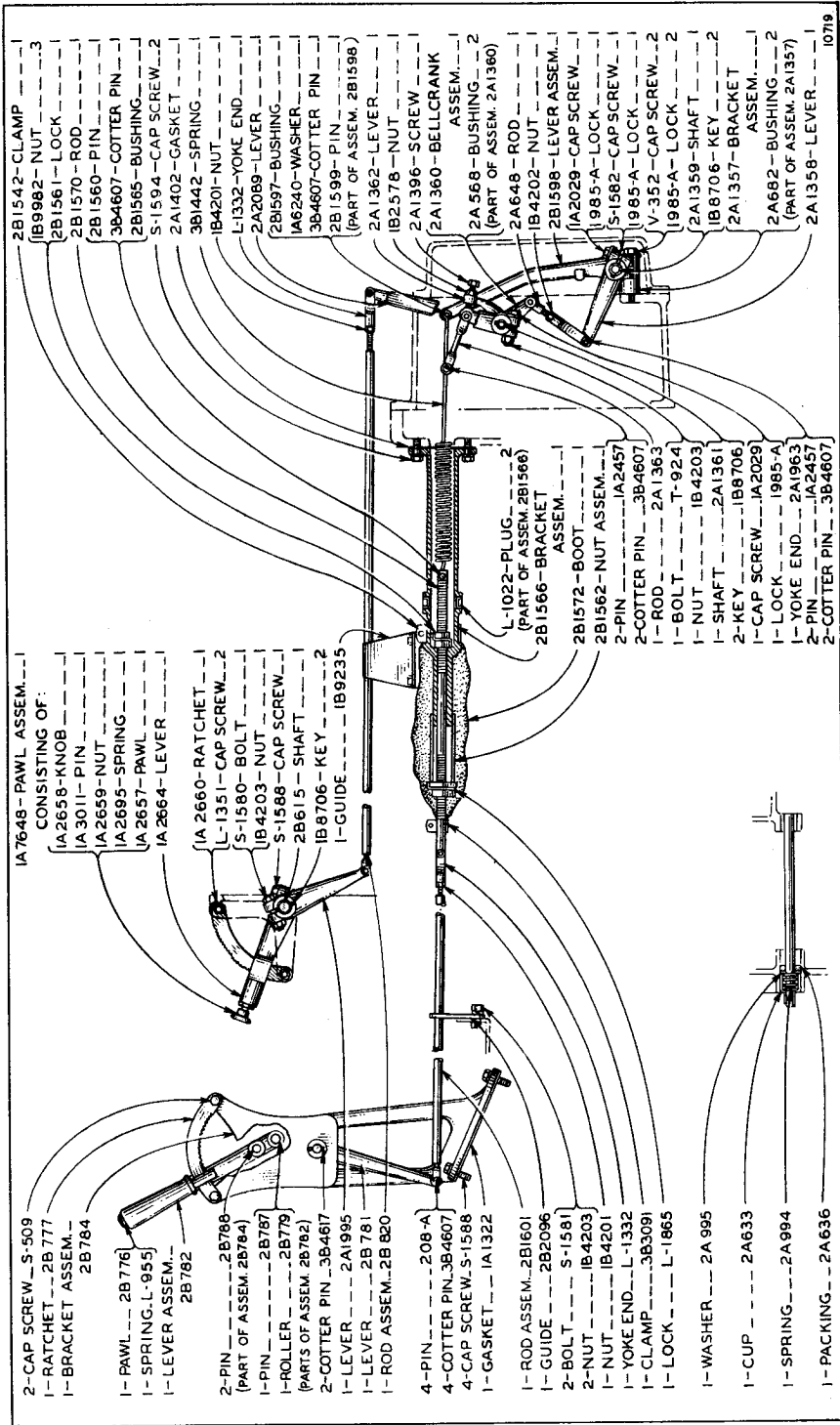
OIL PUMP

Effective with Serial No. 1E1343



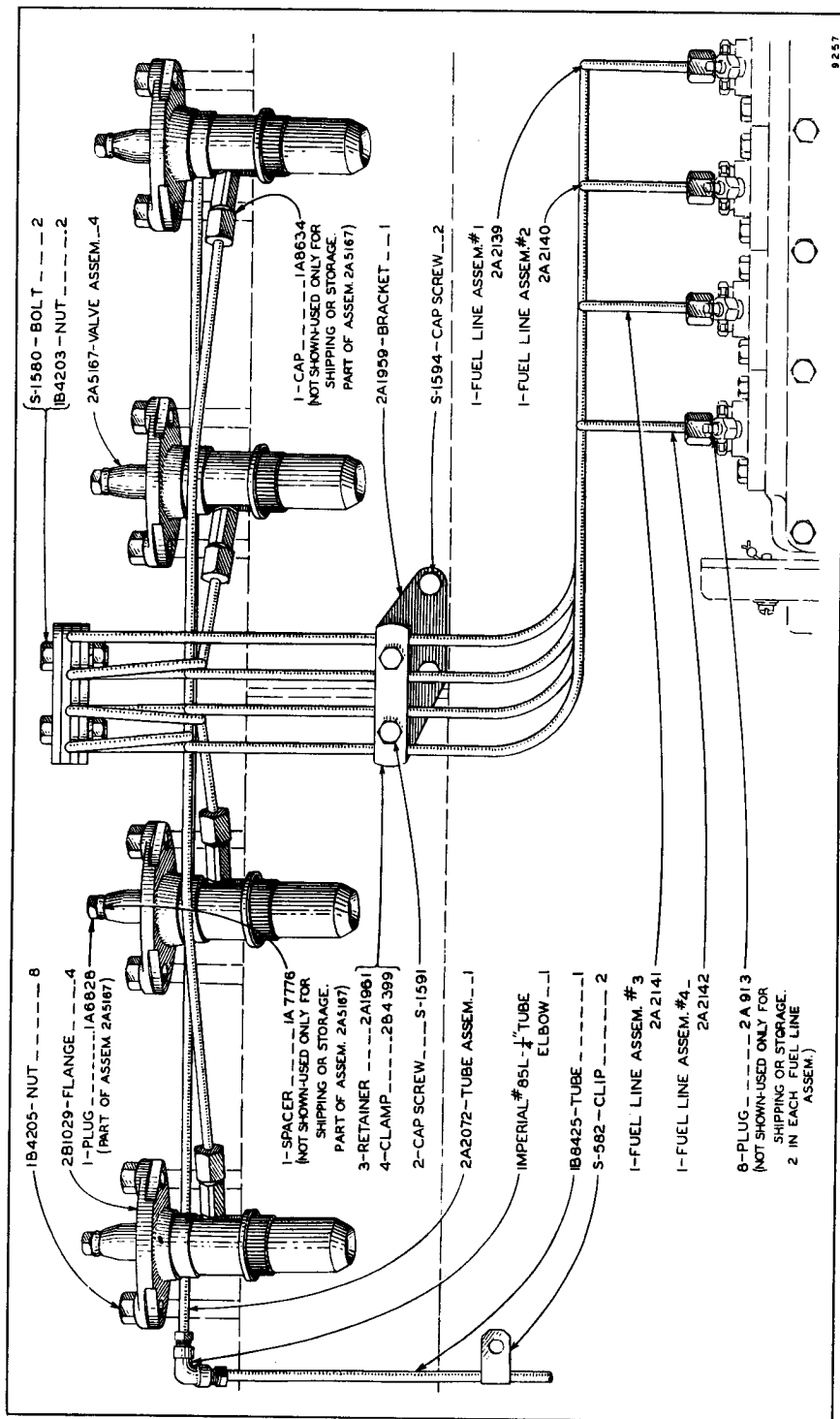
FUEL AND OIL PRESSURE GAUGE

ALWAYS GIVE SERIAL NUMBER WHEN ORDERING PARTS



FUEL PUMP AND GOVERNOR CONTROL MECHANISM

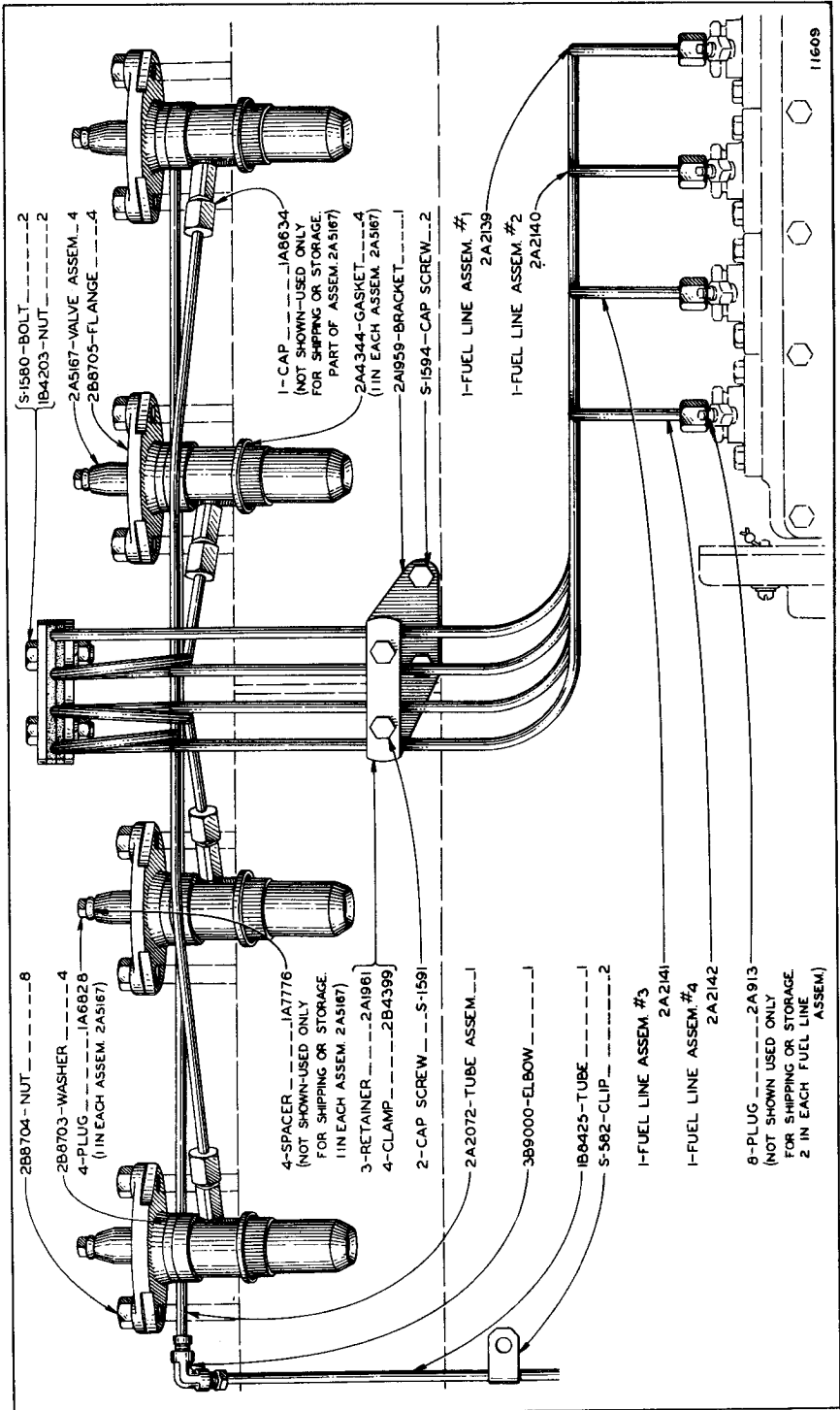
ALWAYS GIVE SERIAL NUMBER WHEN ORDERING PARTS



9257

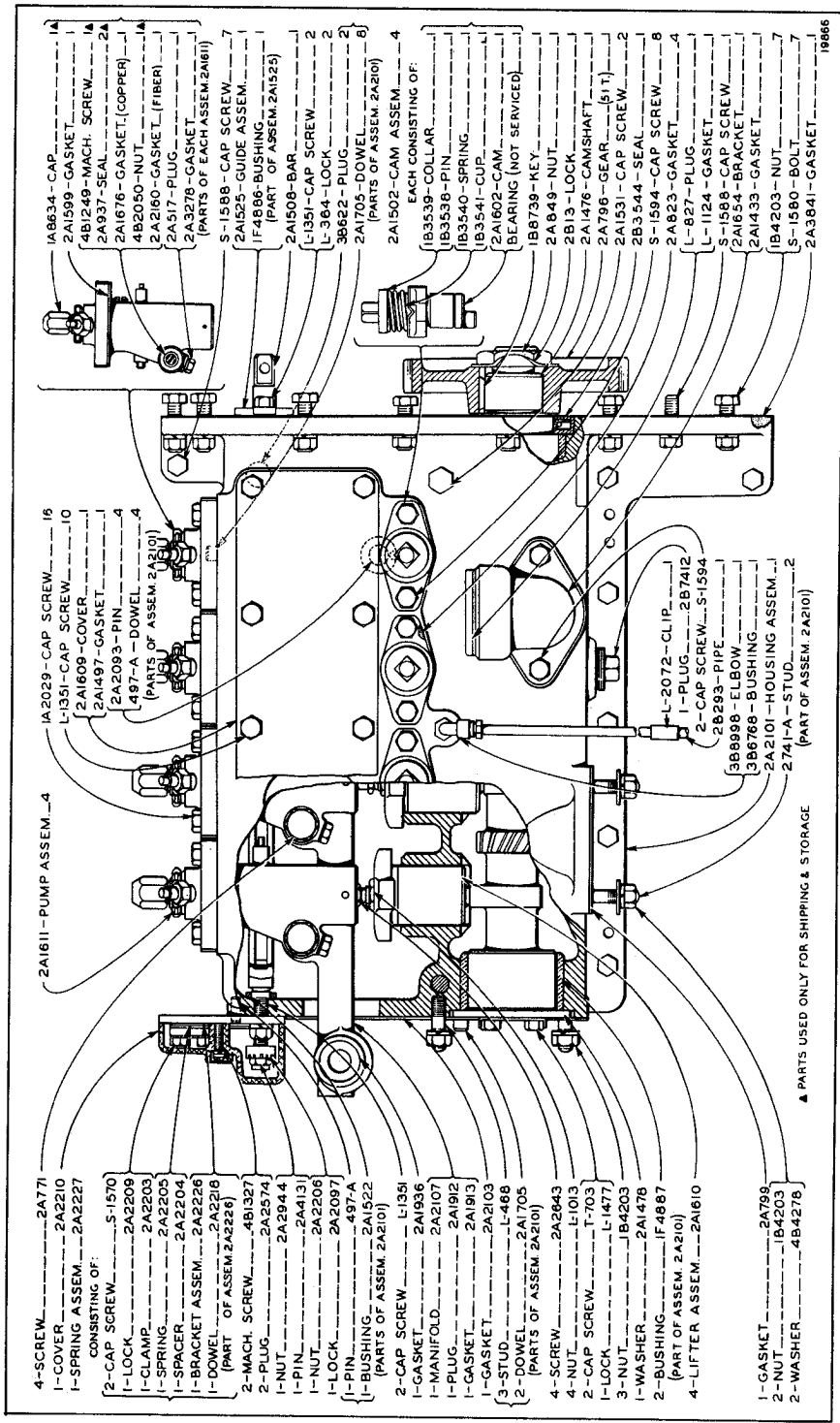
FUEL INJECTION VALVES AND LINES
 Serial No. 1E560 to 1E1452 Inclusive

ALWAYS GIVE SERIAL NUMBER WHEN ORDERING PARTS



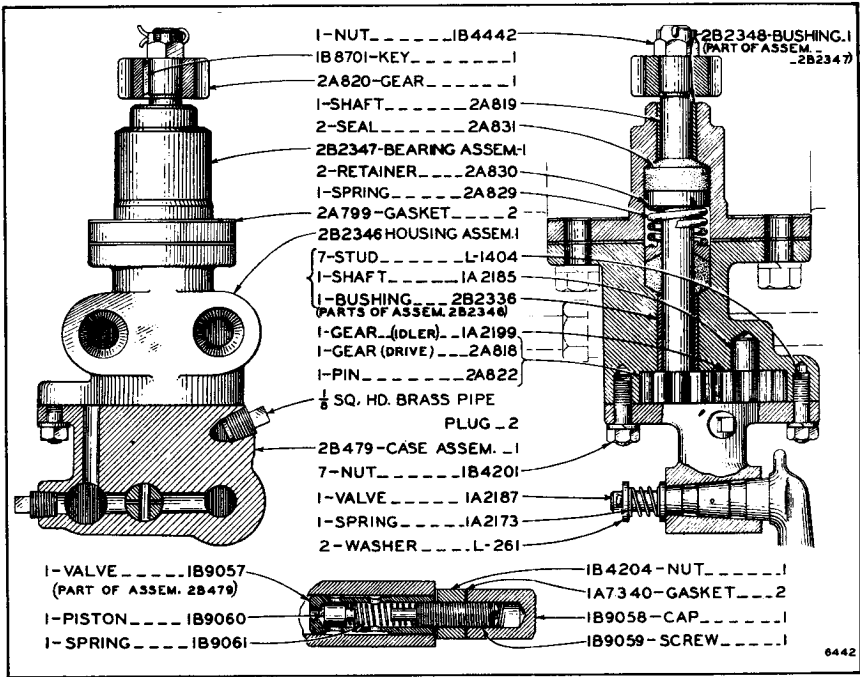
FUEL INJECTION VALVES AND LINES
 Effective with Serial No. 1E1453

ALWAYS GIVE SERIAL NUMBER WHEN ORDERING PARTS

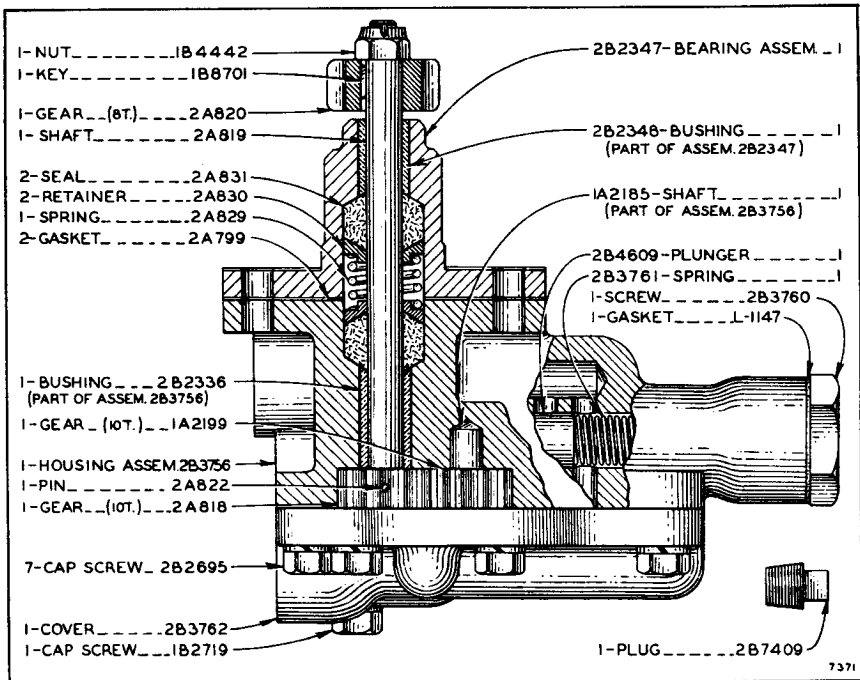


FUEL PUMP HOUSING Fuel Pump Housing Serial No. 2P1 to 2P535 and 3P1 to 3P3640 Inclusive

ALWAYS GIVE SERIAL NUMBER WHEN ORDERING PARTS

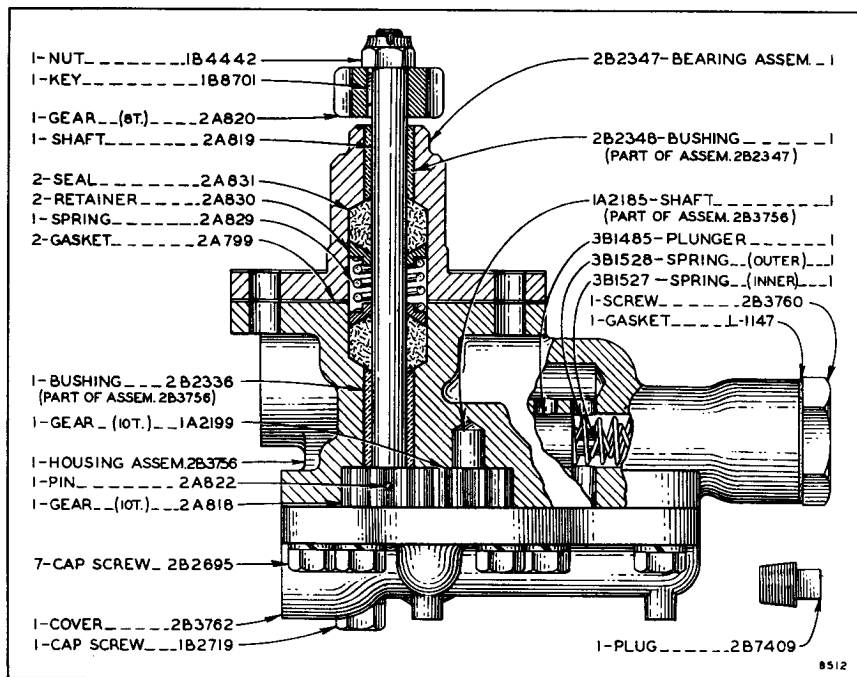


FUEL TRANSFER PUMP
 Serial No. 1E560 to 1E1301 Inclusive

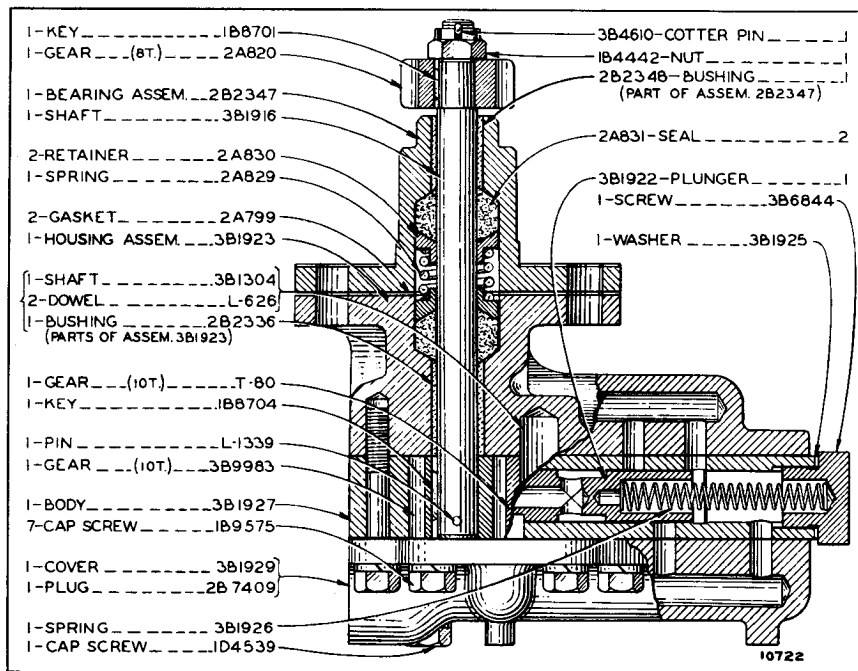


FUEL TRANSFER PUMP
 Serial No. 1E1302 to 1E1782 Inclusive

ALWAYS GIVE SERIAL NUMBER WHEN ORDERING PARTS

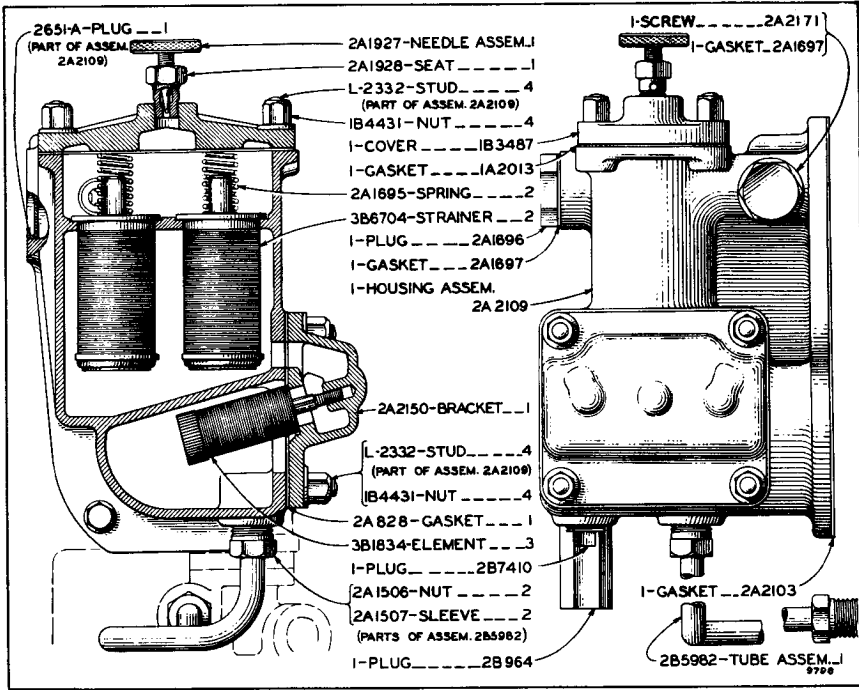


FUEL TRANSFER PUMP
 Effective with Serial 1E1783

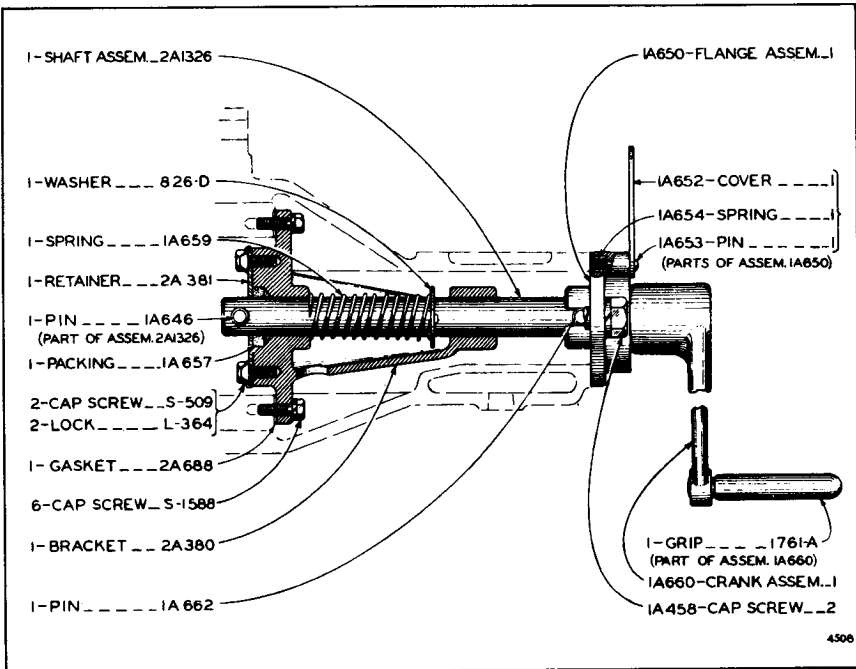


3B1928 FUEL TRANSFER PUMP
 Used for replacement only

ALWAYS GIVE SERIAL NUMBER WHEN ORDERING PARTS



FUEL FILTER

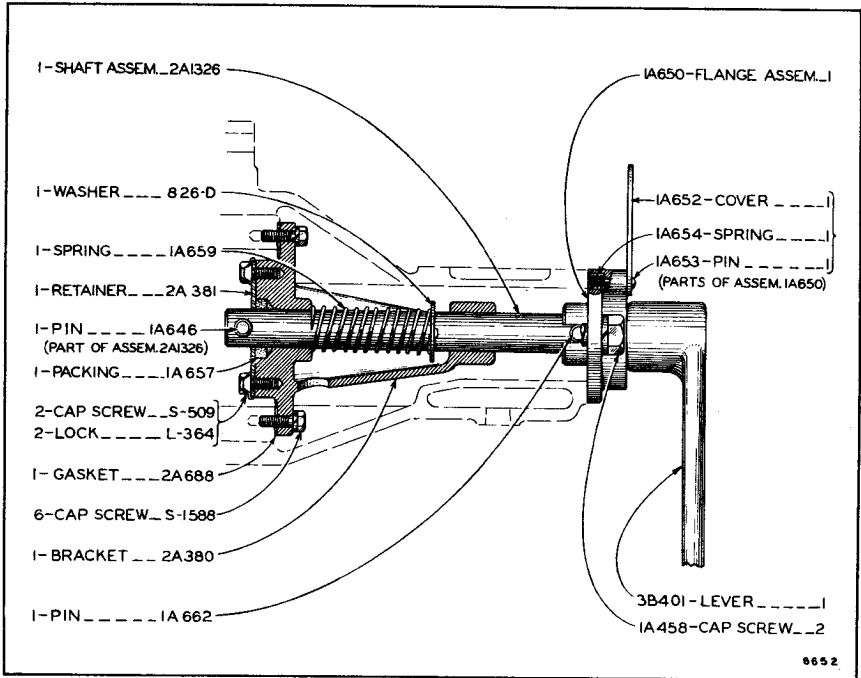


HAND CRANK

Serial No. 1E560 to 1E1956 Inclusive

4508

ALWAYS GIVE SERIAL NUMBER WHEN ORDERING PARTS

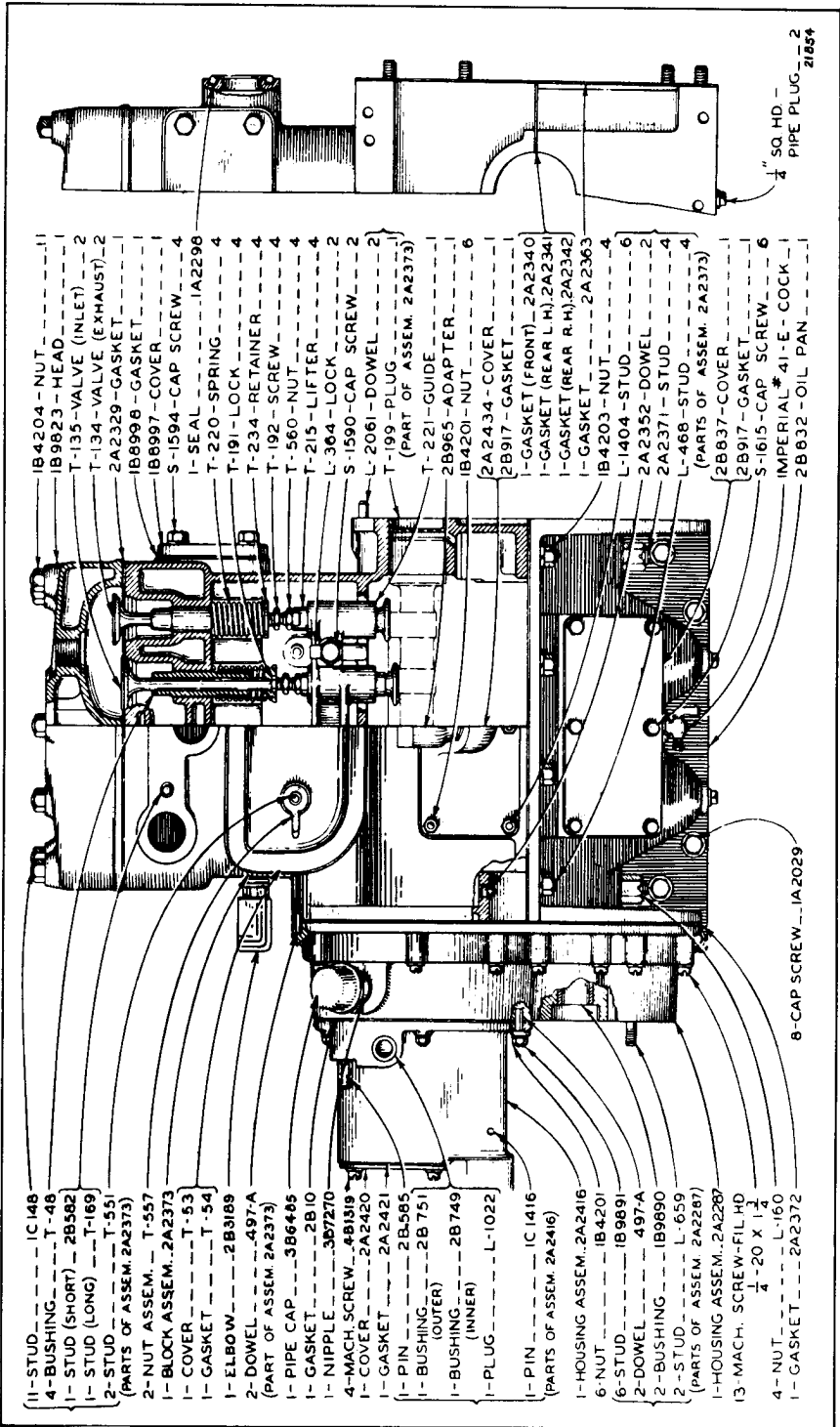


HAND CRANK
Effective with Serial No. 1E1957

ALWAYS GIVE SERIAL NUMBER WHEN ORDERING PARTS

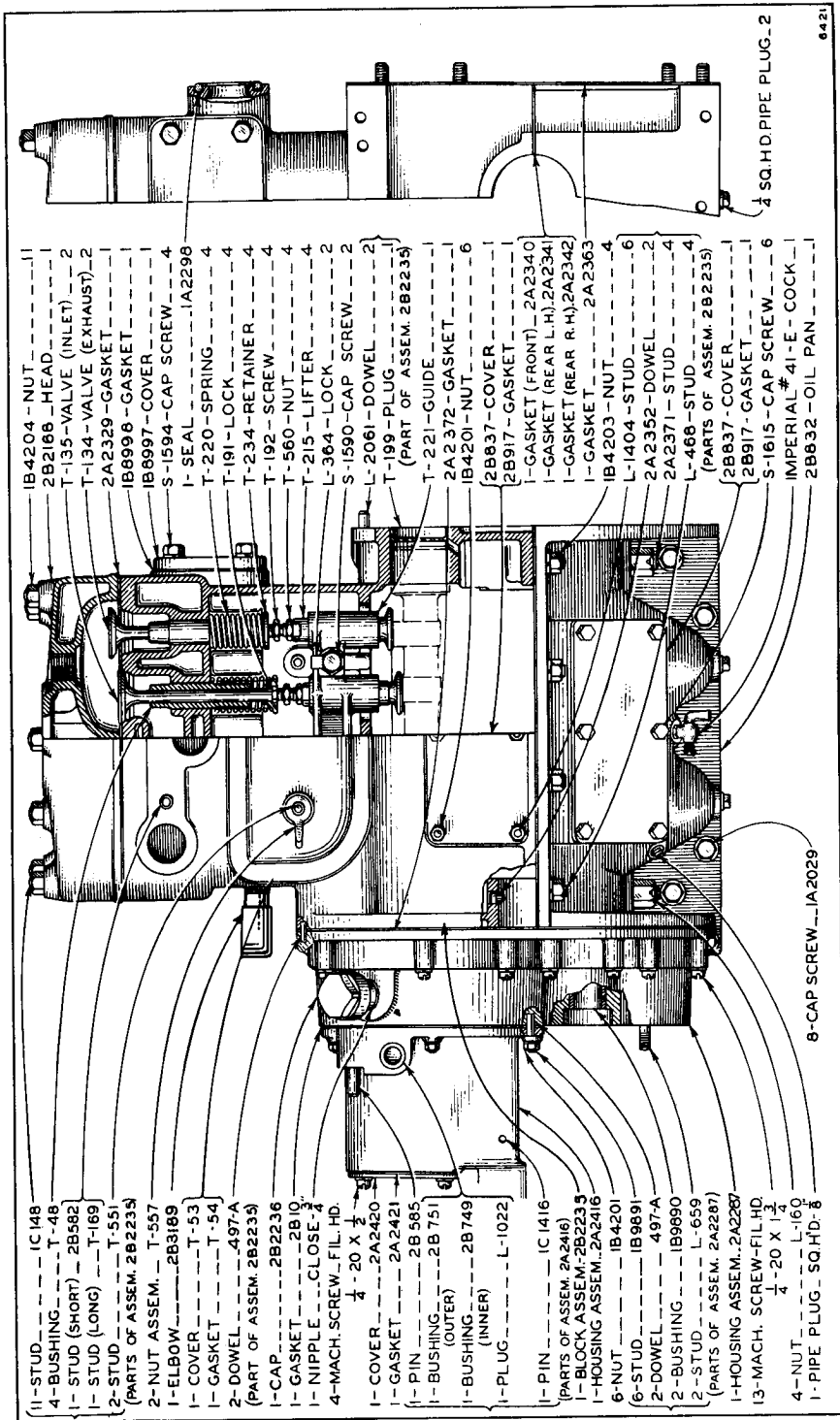
Starting Engine





CYLINDER BLOCK, CYLINDER HEAD AND VALVE MECHANISM

Serial No. 1E560 to 1E624 Inclusive
 1A9039 Breather Parts are shown on page 49



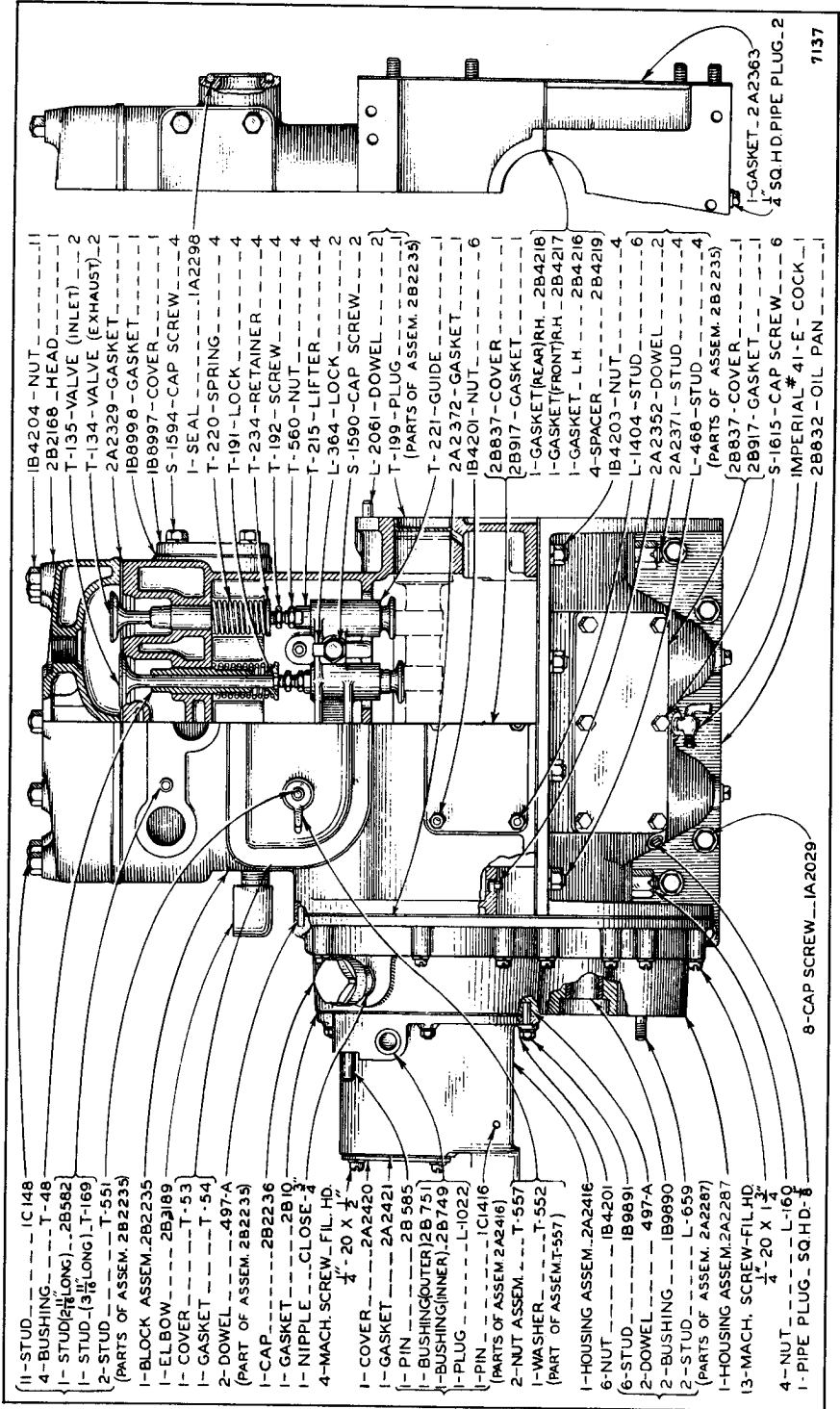
- 1-1- STUD. --- IC 148 --- 1
- 4- BUSHING --- T-48 --- 1
- 1- STUD (SHORT) --- 2B582 --- 2
- 1- STUD (LONG) --- T-169 --- 2
- 2- STUD --- T-551 --- 1
- (PARTS OF ASSEM. 2B2235)
- 2- NUT ASSEM. --- T-557 --- 1
- 1- ELBOW --- 2B3189 --- 1
- 1- COVER --- T-53 --- 1
- 1- GASKET --- T-54 --- 1
- 2- DOWEL --- 497-A --- 4
- (PART OF ASSEM. 2B2235)
- 1- CAP --- 2B2236 --- 1
- 1- GASKET --- 2B10 --- 1
- 1- NIPPLE --- CLOSE --- 2
- 4- MACH. SCREW --- FIL. HD. --- 20 X 1/4 --- 4
- 1- COVER --- 2A2420 --- 1
- 1- GASKET --- 2A2421 --- 1
- 1- PIN --- 2B 585 --- 1
- 1- BUSHING --- 2B 751 --- 1
- 1- BUSHING --- 2B 749 --- 1
- 1- PLUG --- L-1022 --- 1
- 1- PIN --- IC 1416 --- 1
- (PARTS OF ASSEM. 2A2416)
- 1- BLOCK ASSEM. --- 2B2235 --- 1
- 1- HOUSING ASSEM. --- 2A2416 --- 1
- 6- NUT --- IB 4201 --- 6
- 6- STUD --- IB 9891 --- 6
- 2- DOWEL --- 497-A --- 2
- 2- BUSHING --- IB 9890 --- 2
- 2- STUD --- L-659 --- 2
- (PARTS OF ASSEM. 2A2287)
- 1- HOUSING ASSEM. --- 2A2287 --- 1
- 13- MACH. SCREW-FIL.HD. --- 20 X 1/4 --- 13
- 4- NUT --- L-160 --- 4
- 1- PIPE PLUG --- SQ.HD. --- 8 --- 1
- IB4204 - NUT --- 1
- 2B2188 - HEAD --- 1
- T-135 - VALVE (INLET) --- 2
- T-134 - VALVE (EXHAUST) --- 2
- 2A2329 - GASKET --- 1
- IB8996 - GASKET --- 1
- IB8997 - COVER --- 1
- S-1594 - CAP SCREW --- 4
- I- SEAL --- IA2298 --- 4
- T-220 - SPRING --- 4
- T-191 - LOCK --- 4
- T-234 - RETAINER --- 4
- T-192 - SCREW --- 4
- T-560 - NUT --- 4
- T-215 - LIFTER --- 4
- L-364 - LOCK --- 2
- S-1590 - CAP SCREW --- 2
- L-2061 - DOWEL --- 2
- T-199 - PLUG --- 1
- (PART OF ASSEM. 2B2235)
- T-221 - GUIDE --- 1
- 2A2372 - GASKET --- 1
- IB4201 - NUT --- 6
- 2B837 - COVER --- 1
- 2B917 - GASKET --- 1
- 1- GASKET (FRONT) --- 2A2340 --- 1
- 1- GASKET (REAR L.H.) --- 2A2341 --- 1
- 1- GASKET (REAR R.H.) --- 2A2342 --- 1
- 1- GASKET --- 2A2363 --- 1
- IB4203 - NUT --- 4
- L-1404 - STUD --- 6
- 2A2352 - DOWEL --- 2
- 2A2371 - STUD --- 4
- L-468 - STUD --- 4
- (PARTS OF ASSEM. 2B2235)
- 2B837 - COVER --- 1
- 2B917 - GASKET --- 1
- S-1615 - CAP SCREW --- 6
- IMPERIAL #41 - E - COCK --- 1
- 2B832 - OIL PAN --- 1
- 8- CAP SCREW --- IA2029 --- 8
- 1/4 SQ.HD.PIPE PLUG-2

CYLINDER BLOCK, CYLINDER HEAD AND VALVE MECHANISM

Serial No. 1E625 to 1E734 Inclusive
 1A9039 Breather Parts are shown on page 49

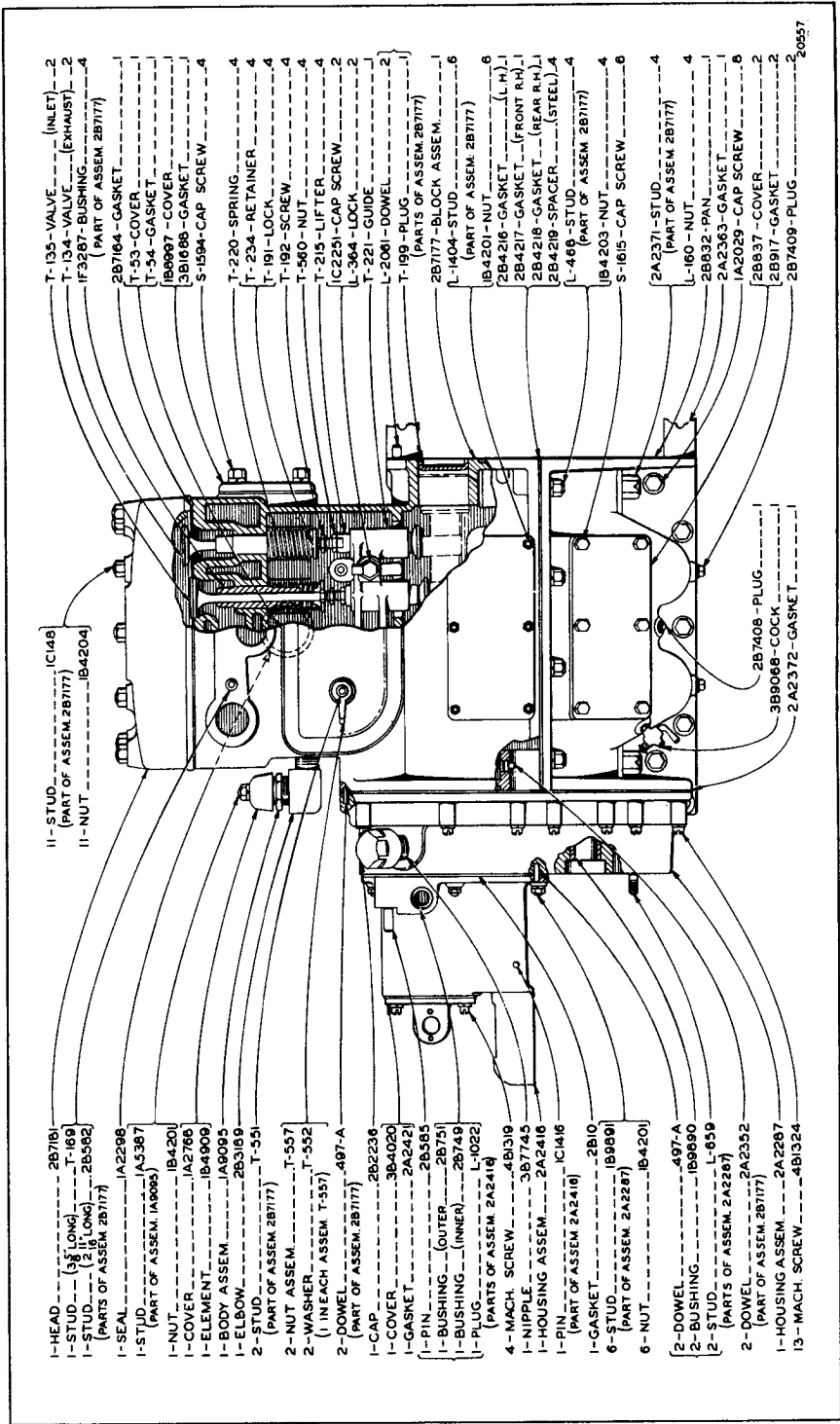
6421

ALWAYS GIVE SERIAL NUMBER WHEN ORDERING PARTS



CYLINDER BLOCK, CYLINDER HEAD AND VALVE MECHANISM

Serial No. 1E735 to 1E1367 Inclusive
 1A9039 Breather Parts are shown on page 49



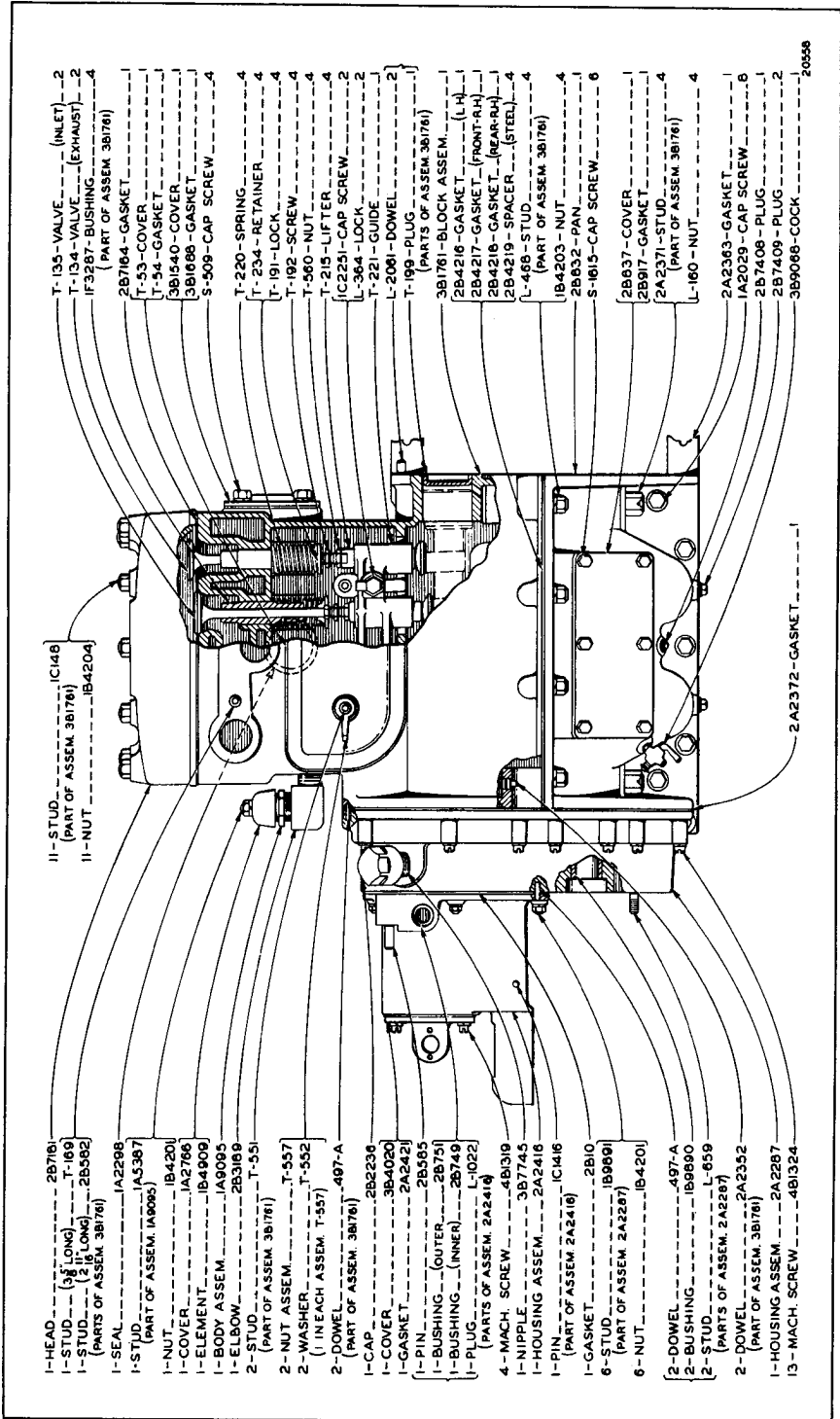
- 11- STUD _____ (PART OF ASSEM 2B7177) _____ 1
- 11- NUT _____ (PART OF ASSEM 2B7177) _____ 1
- T- 135- VALVE _____ (INLET) _____ 2
- T- 134- VALVE _____ (EXHAUST) _____ 2
- IF3267- BUSHING _____ (PART OF ASSEM 2B7177) _____ 4
- 2B7164- GASKET _____ 1
- T- 53- COVER _____ 1
- T- 54- GASKET _____ 1
- IB9997- COVER _____ 1
- 3B1688- GASKET _____ 1
- S- 1594- CAP SCREW _____ 4
- T- 220- SPRING _____ 4
- T- 234- RETAINER _____ 4
- T- 191- LOCK _____ 4
- T- 192- SCREW _____ 4
- T- 560- NUT _____ 4
- T- 215- LIFTER _____ 4
- IC2251- CAP SCREW _____ 2
- L- 364- LOCK _____ 2
- T- 221- GUIDE _____ 1
- L- 2061- DOWEL _____ 1
- T- 199- PLUG _____ 1
- (PARTS OF ASSEM 2B7177) _____ 1
- 2B7177- BLOCK ASSEM _____ 1
- L- 1404- STUD _____ 6
- (PART OF ASSEM 2B7177) _____ 6
- IB4201- NUT _____ 6
- 2B4216- GASKET _____ (L.H.) _____ 1
- 2B4217- GASKET _____ (FRONT R.H.) _____ 1
- 2B4218- GASKET _____ (REAR R.H.) _____ 1
- 2B4219- SPACER _____ (STEEL) _____ 4
- L- 466- STUD _____ (PART OF ASSEM 2B7177) _____ 4
- IB4203- NUT _____ 4
- S- 1615- CAP SCREW _____ 6
- 2A2371- STUD _____ 4
- (PART OF ASSEM 2B7177) _____ 4
- L- 160- NUT _____ 4
- 2B832- PAN _____ 1
- 2A2363- GASKET _____ 1
- IA2029- CAP SCREW _____ 6
- 2B837- COVER _____ 2
- 2B917- GASKET _____ 2
- 2B7409- PLUG _____ 2
- 20657 _____ 2

- 11- STUD _____ (PART OF ASSEM 2B7177) _____ 1
- 11- NUT _____ (PART OF ASSEM 2B7177) _____ 1
- IC148 _____ 1
- IB4204 _____ 1

- 1- HEAD _____ 2B7181 _____ 1
- 1- STUD _____ (3" LONG) _____ T- 169 _____ 1
- 1- STUD _____ (2 1/2" LONG) _____ 2B552 _____ 1
- (PARTS OF ASSEM 2B7177) _____ 1
- 1- SEAL _____ IA2296 _____ 1
- 1- STUD _____ (PART OF ASSEM 1A6095) _____ AS387 _____ 1
- 1- NUT _____ IB4201 _____ 1
- 1- COVER _____ IA2766 _____ 1
- 1- ELEMENT _____ IB4908 _____ 1
- 1- BODY ASSEM _____ IA9095 _____ 1
- 1- ELBOW _____ 2B3189 _____ 1
- 2- STUD _____ T- 551 _____ 2
- (PART OF ASSEM 2B7177) _____ 1
- 2- NUT ASSEM _____ T- 557 _____ 2
- 2- WASHER _____ T- 552 _____ 2
- (1 IN EACH ASSEM T- 557) _____ 4
- 2- DOWEL _____ 497-A _____ 2
- (PART OF ASSEM 2B7177) _____ 1
- 1- CAP _____ 2B2236 _____ 1
- 1- COVER _____ 3B4026 _____ 1
- 1- GASKET _____ 2A242 _____ 1
- 1- PIN _____ 2B585 _____ 1
- 1- BUSHING _____ (OUTER) _____ 2B751 _____ 1
- 1- BUSHING _____ (INNER) _____ 2B749 _____ 1
- 1- PLUG _____ L- 1022 _____ 1
- (PARTS OF ASSEM 2A2418) _____ 1
- 4- MACH. SCREW _____ 4B1319 _____ 4
- 1- NIPPLE _____ 3B7745 _____ 1
- 1- HOUSING ASSEM _____ 2A2416 _____ 1
- 1- PIN _____ IC1416 _____ 1
- (PART OF ASSEM 2A2418) _____ 1
- 1- GASKET _____ 2B10 _____ 1
- 6- STUD _____ (PART OF ASSEM 1B989) _____ 6
- 6- NUT _____ IB4201 _____ 6
- 2- DOWEL _____ 497-A _____ 2
- 2- BUSHING _____ IB9890 _____ 2
- 2- STUD _____ (PARTS OF ASSEM 2A2267) _____ L- 659 _____ 2
- 2- DOWEL _____ 2A2352 _____ 2
- (PART OF ASSEM 2B7177) _____ 1
- 1- HOUSING ASSEM _____ 2A2287 _____ 1
- 13- MACH. SCREW _____ 4B1324 _____ 13
- 2B7408- PLUG _____ 1
- 3B9068- COCK _____ 1
- 2A2372- GASKET _____ 1

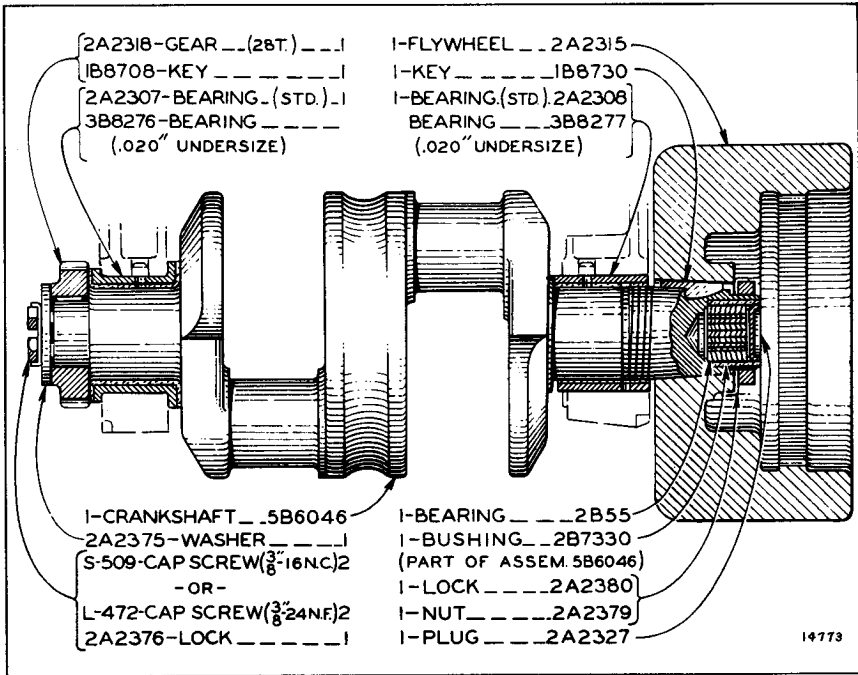
CYLINDER BLOCK, CYLINDER HEAD AND VALVE MECHANISM

Serial No. 1E1368 to 1E2031 Inclusive



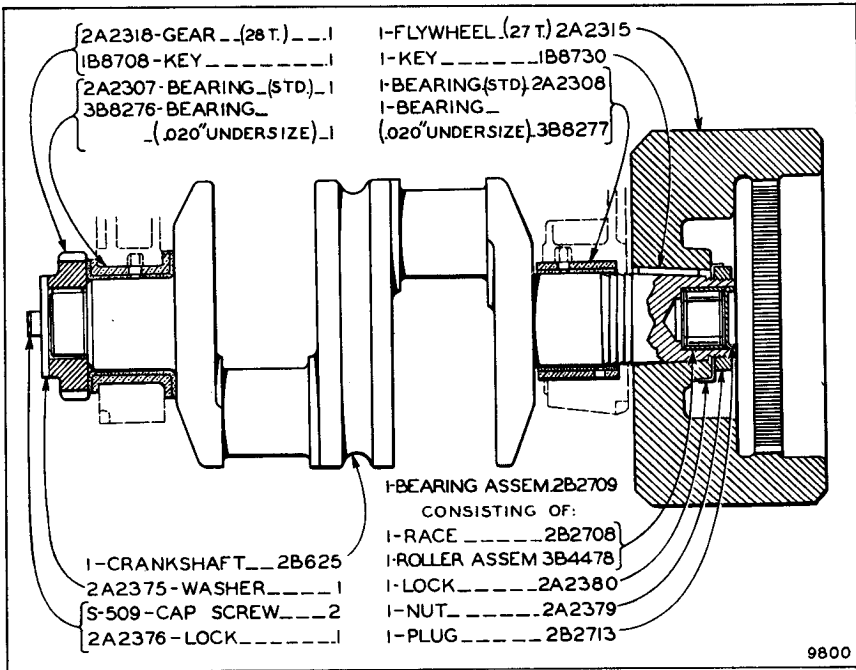
CYLINDER BLOCK, CYLINDER HEAD AND VALVE MECHANISM

Effective with Serial No. 1E2032



CRANKSHAFT

Serial No. 1E560 to 1E638 Inclusive

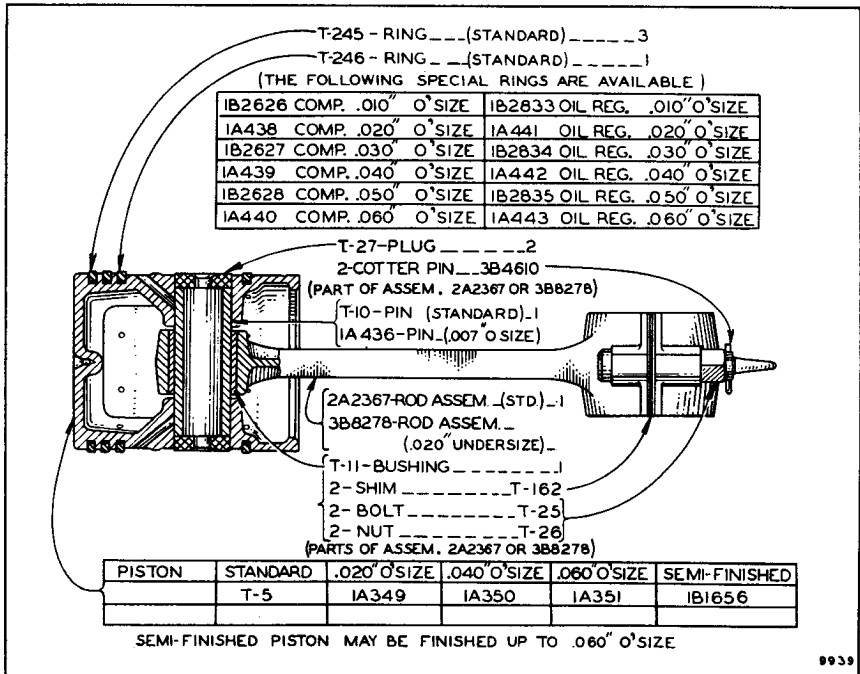


CRANKSHAFT

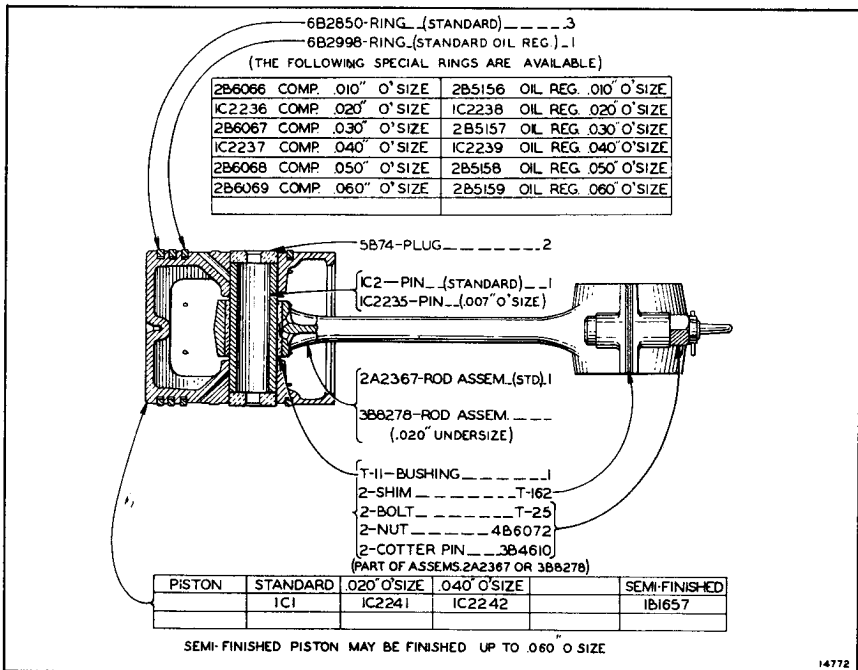
Effective with Serial No. 1E639

ALWAYS GIVE SERIAL NUMBER WHEN ORDERING PARTS

"CATERPILLAR" FIFTY TRACTOR

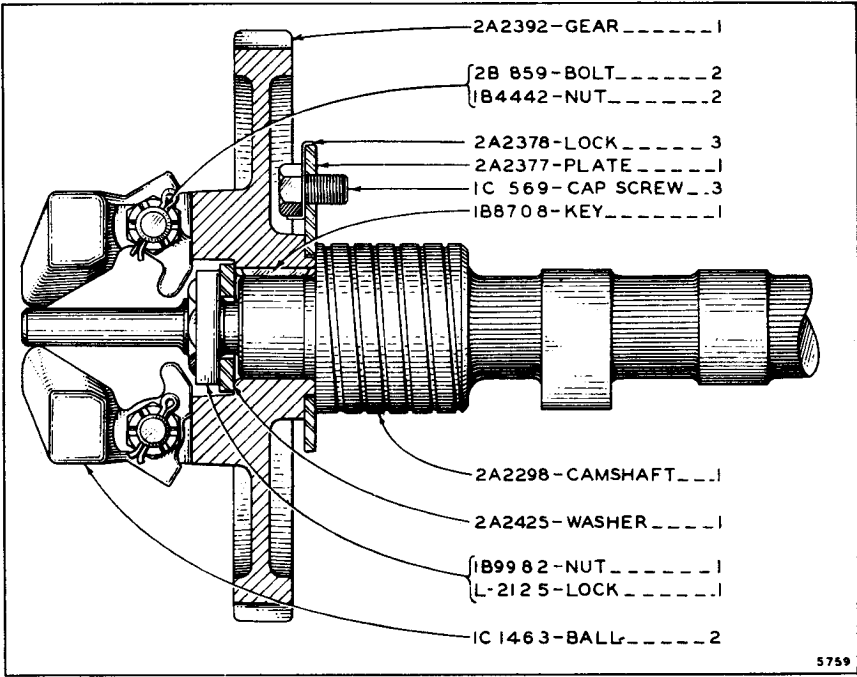


CONNECTING ROD AND PISTON (2 Groups Req'd.)
 Serial No. 1E1560 to 1E1367 Inclusive

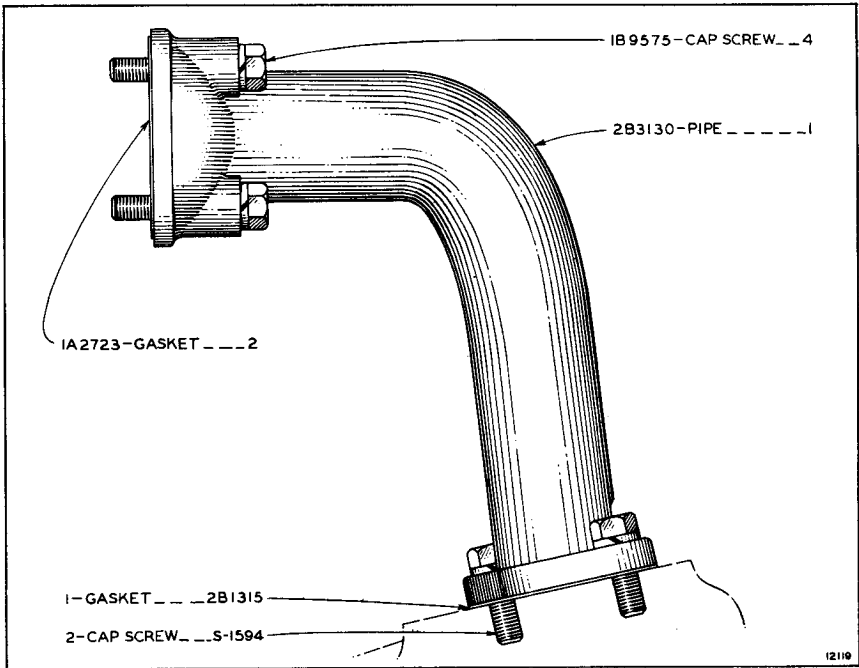


CONNECTING ROD AND PISTON (2 Groups Req'd.)
 Effective with Serial No. 1E1368

ALWAYS GIVE SERIAL NUMBER WHEN ORDERING PARTS

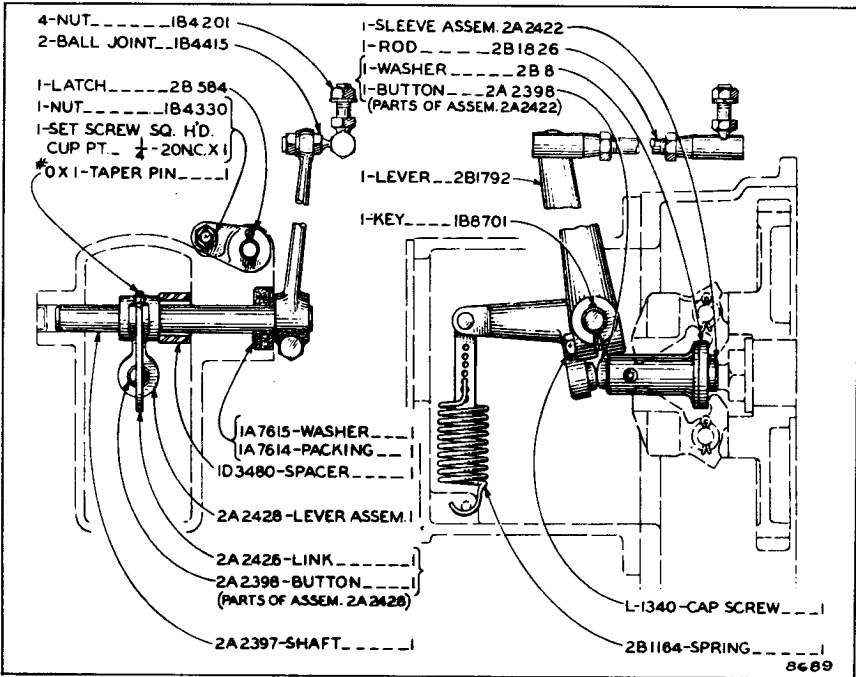


CAMSHAFT AND GOVERNOR

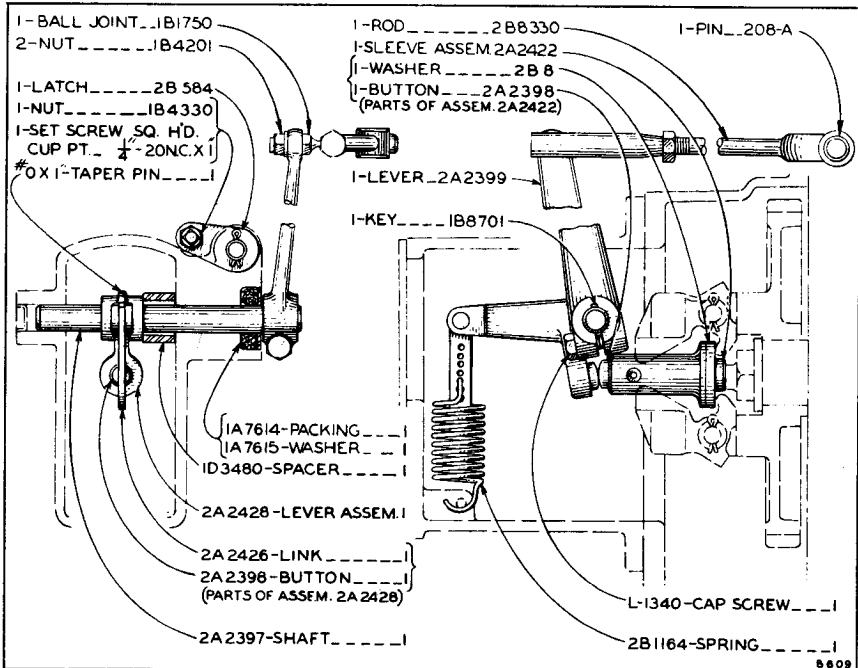


WATER LINE

ALWAYS GIVE SERIAL NUMBER WHEN ORDERING PARTS

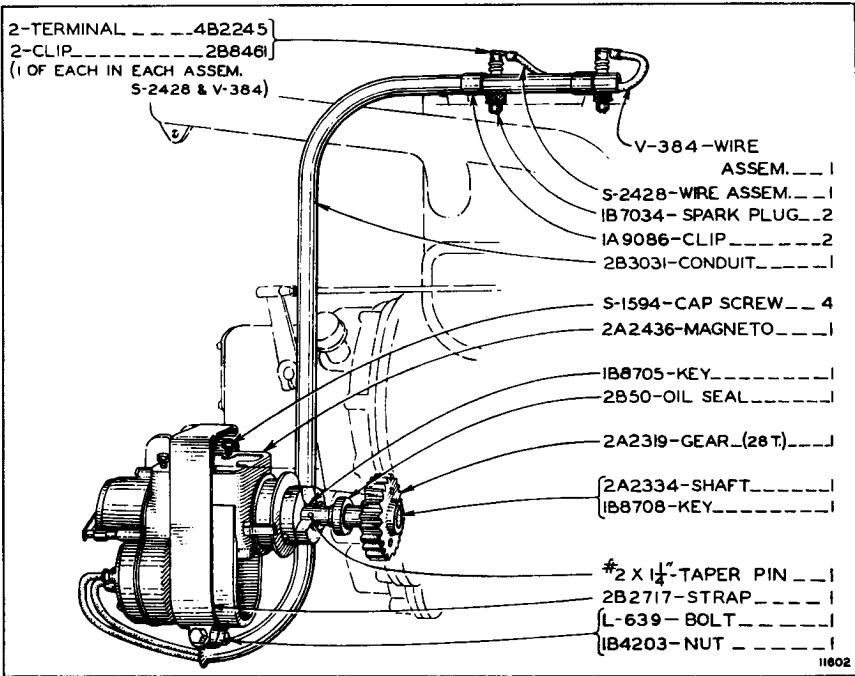


GOVERNOR CONTROL GROUP
Serial No. 1E1560 to 1E1497 Inclusive



GOVERNOR CONTROL GROUP
Effective with Serial No. 1E1498

ALWAYS GIVE SERIAL NUMBER WHEN ORDERING PARTS



IGNITION SYSTEM

2A2436 Magneto

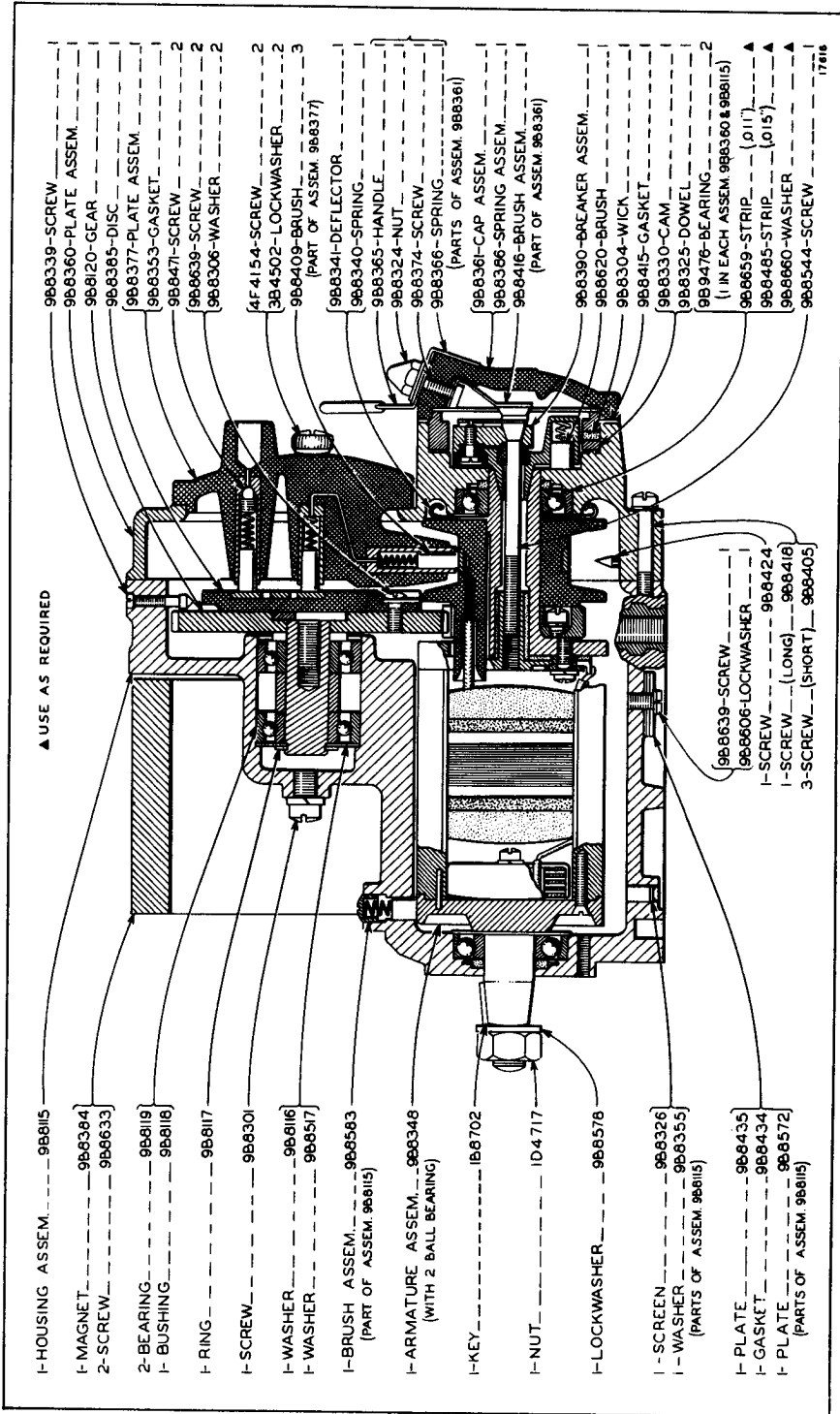
Consists of:

- | | | |
|---|--|------------|
| | Magneto Parts | Page 56-57 |
| 1 | 9B8121 Impulse Starter (22739) | Page 57 |
| 1 | 9B8298 Floating Disc (21813) | |
| 1 | 9B8293 Drive Hub Assembly-Adjustable (21974) | |

Numbers shown in (parenthesis) are "Eisemann" part numbers.
 (See Page 176)

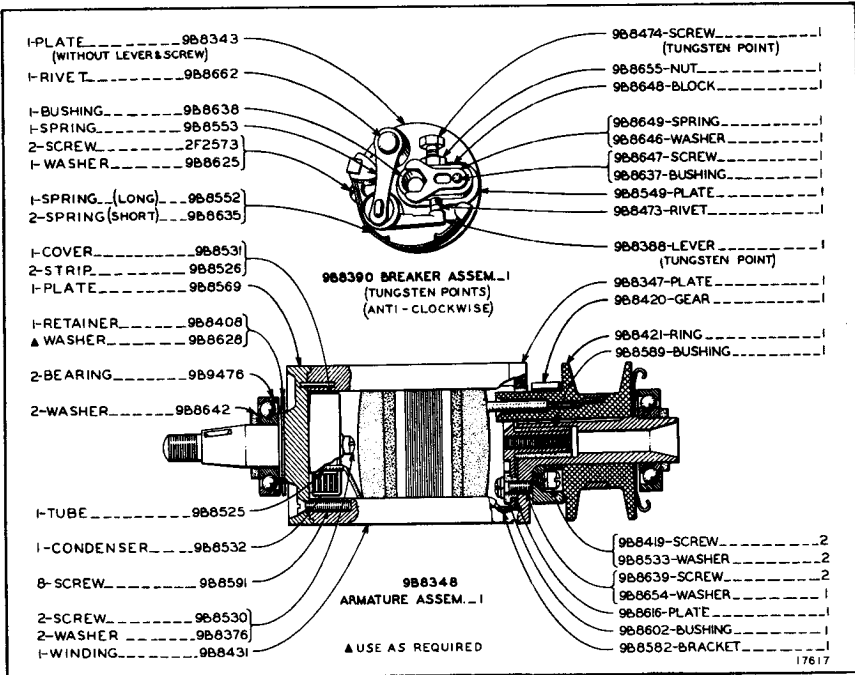
ALWAYS GIVE SERIAL NUMBER WHEN ORDERING PARTS

"CATERPILLAR" FIFTY TRACTOR

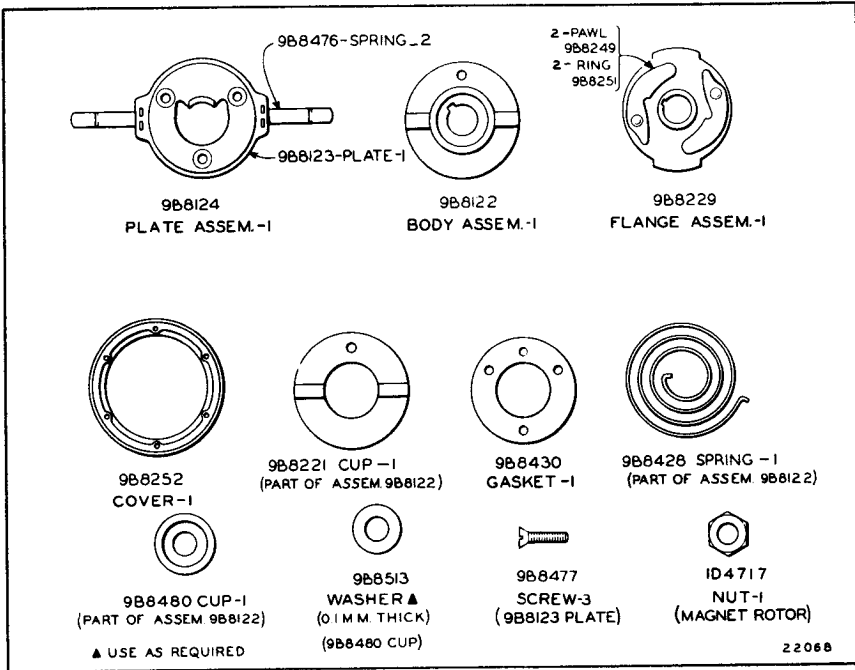


2A2436 MAGNETO PARTS

ALWAYS GIVE SERIAL NUMBER WHEN ORDERING PARTS

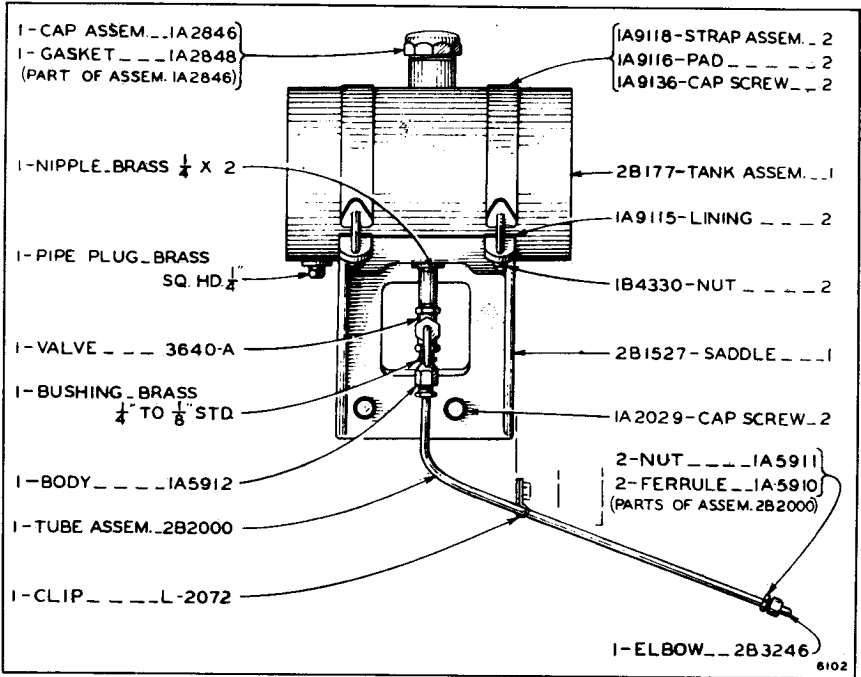


2A2436 MAGNETO PARTS



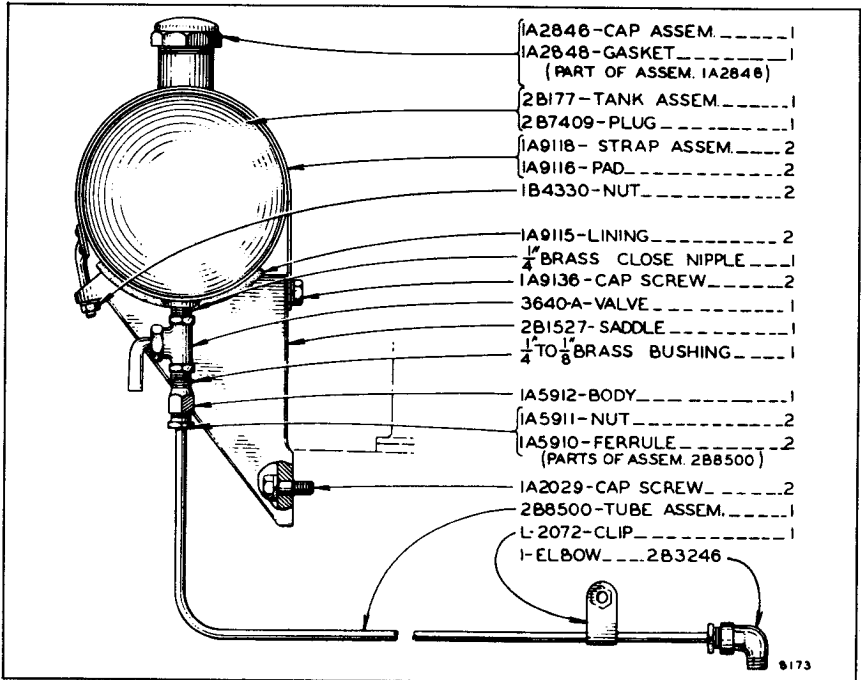
988121 IMPULSE STARTER

ALWAYS GIVE SERIAL NUMBER WHEN ORDERING PARTS



FUEL SYSTEM

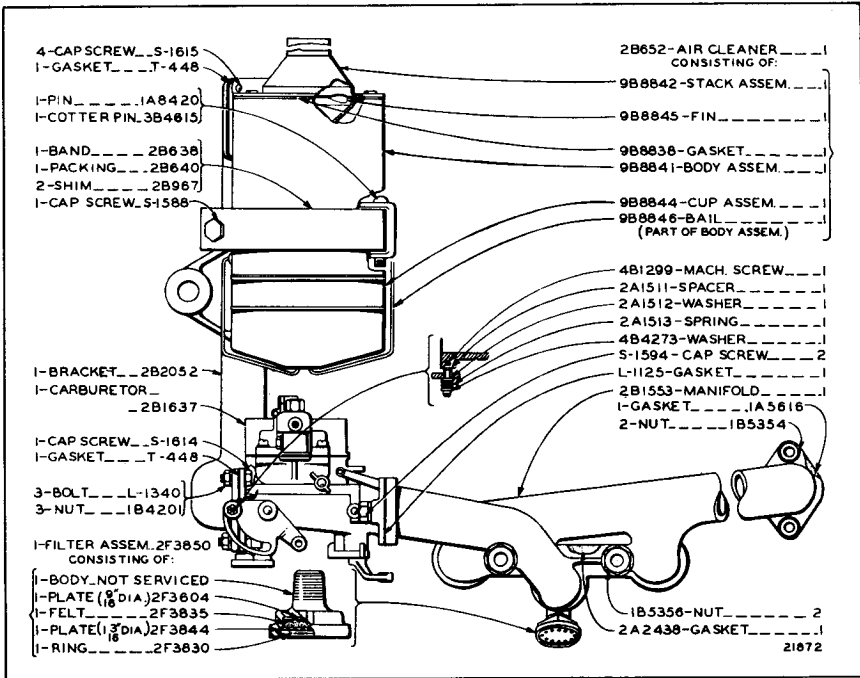
Serial No. 1E560 to 1E1497 Inclusive



FUEL SYSTEM

Effective with Serial No. 1E1498

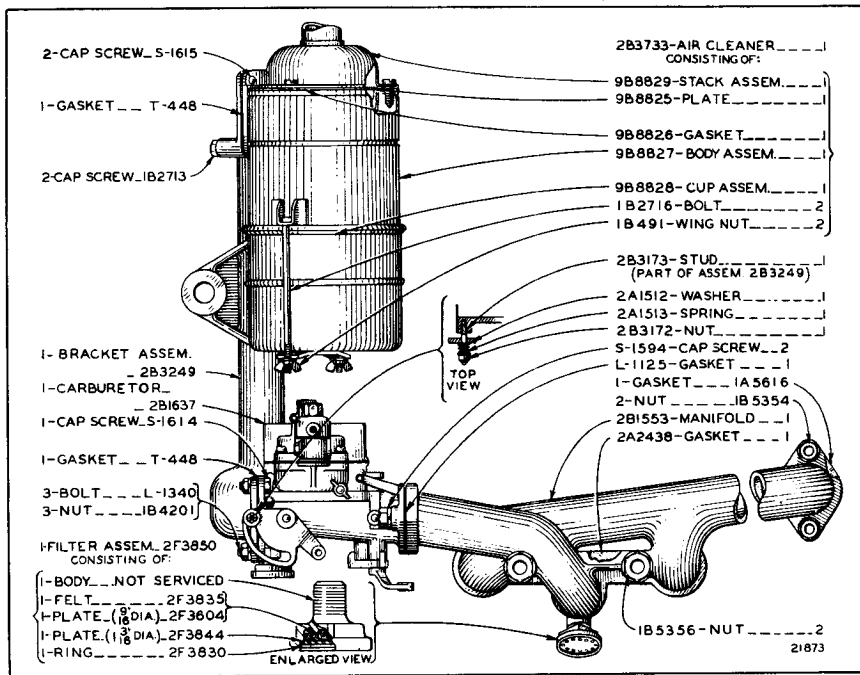
ALWAYS GIVE SERIAL NUMBER WHEN ORDERING PARTS



MANIFOLD AND AIR CLEANER

Serial No. 1E560 to 1E752 Inclusive

2B1637 Carburetor parts are shown on Page 61

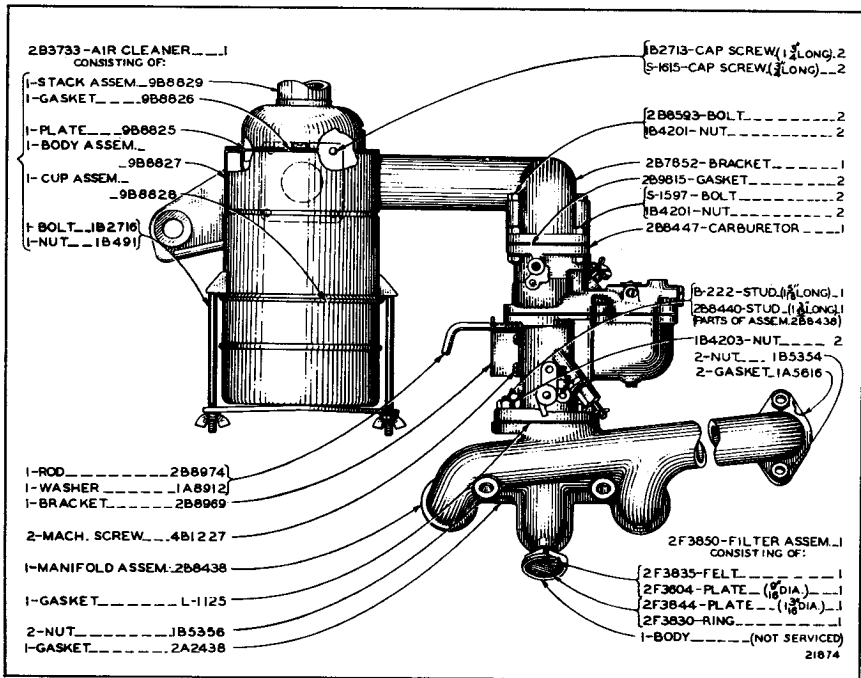


MANIFOLD AND AIR CLEANER

Serial No. 1E753 to 1E1497 Inclusive

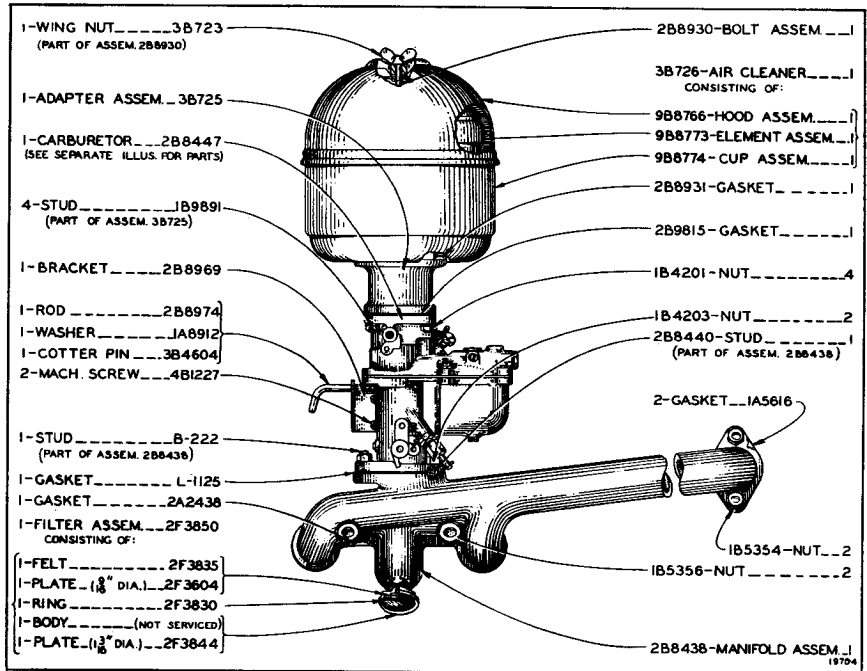
2B1637 Carburetor parts are shown on Page 61

ALWAYS GIVE SERIAL NUMBER WHEN ORDERING PARTS

**MANIFOLD AND AIR CLEANER**

Serial No. 1E1498 to 1E1701 Inclusive































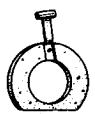











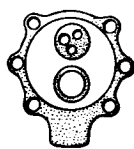
2B8447 Carburetor parts are shown on Page 62

**MANIFOLD AND AIR CLEANER**

Effective with Serial No. 1E1702

2B8447 Carburetor parts are shown on Page 62

ALWAYS GIVE SERIAL NUMBER WHEN ORDERING PARTS

 9B7785 SCREW (3B167e)-1 (IDLING ADJ.)	 9B7842 SCREW (2-66)-4 (RETAINER)	 9B7754 WASHER (A-204e)-1 (THROTTLE DUST)	 9B7745 SCREW PLUG (3-220)-1	 9B7908 NUT (3-44)-1 (STRAINER CAGE)
 9B7714 PLUG (302)-5 ($\frac{3}{8}$ " WELCH)	 9B7846 RETAINER (2-65)-2 (ADJUSTMENT)	 9B7840 PIN (6-69)-1 (THROTTLE STOP)	 9B7802 PIN (3-157)-1 (CHOKE LEVER)	 9B7779 BUSHING (3B176)-2 (THROTTLE B'RG)
 9B7844 SCREW (4L65)-1 (BLEED)	 9B7746 LOCKWASHER (A215)-4 (FUEL BOWL SCREW)	 9B7464 SCREW (3-29)-1 (FLOAT LEVER)	 9B7741 PLUG (220)-2 ($\frac{1}{8}$ " WELCH)	 9B7909 PLUG (6-43f)-1 ($\frac{1}{2}$ " WELCH)
 9B7926 LEVER (3B29)-1 (FLOAT)	 9B7834 SCREW (2-70)-1 (THROTTLE ADJ.)	 9B7704 PLUG (385)-4 ($\frac{1}{4}$ " WELCH)	 9B7931 WASHER (4-27)-1 (FL. LEVER SCREW)	 9B7812 STAPLE (2-159)-2 (DISC.)
 9B7518 NEEDLE ASSEM. (A639f)-1 (DRAIN COCK)	 9B7747 SCREW (A212)-4 (F. BOWL COVER)	 9B7851 SCREW (3B64e b)-1 (FUEL ADJ.)	 9B7924 PIVOT (3-30)-1 (FLOAT LEVER)	 9B7811 SHAFT (3B155)-1 (CHOKE)
 9B7760 SHAFT (3B197e)-1 (THROTTLE & HEAD)	 1B9942 FILTER ASSEM. (665b)-1	 9B7563 VALVE ASSEM. (3B613e)-1 (FLOAT)	 9B7934 GASKET (3-29)-1 (STRAINER CAGE)	 9B7902 CONTROL (3B46ec)-1 (FUEL)
 9B7584 FLOAT ASSEM. (3B609e)-1 (FLOAT)	 9B7929 FLOAT (3B28e)-1 (FLOAT)	 9B7915 SCREEN (3-39)-1 (STRAINER CAGE)	 9B7956 DISC (389)-1 (THROTTLE)	 9B7951 DISC (549)-1 (CHOKE)
 9B7618 LEVER ASSEM. (3B603ec)-1 (THROTTLE STOP)	 9B7550 CAGE ASSEM. (3-627)-1 (STRAINER)	 9B7857 COVER (3B63evd)-1 (FUEL BOWL)	 9B7602 COVER ASSEM. (3B605evd)-1 (FUEL BOWL)	
 9B7654 TUBE ASSEM. (3B60evd)-1 (THROTTLE)	 9B7799 LEVER (3B159ec)-1 (CHOKE)	 9B7526 SHAFT & LEVER ASSEM. (3B637ec)-1 (CHOKE)	 9B7551 GASKET ASSEM. (B626e)-1 (CONTROL & BOWL)	

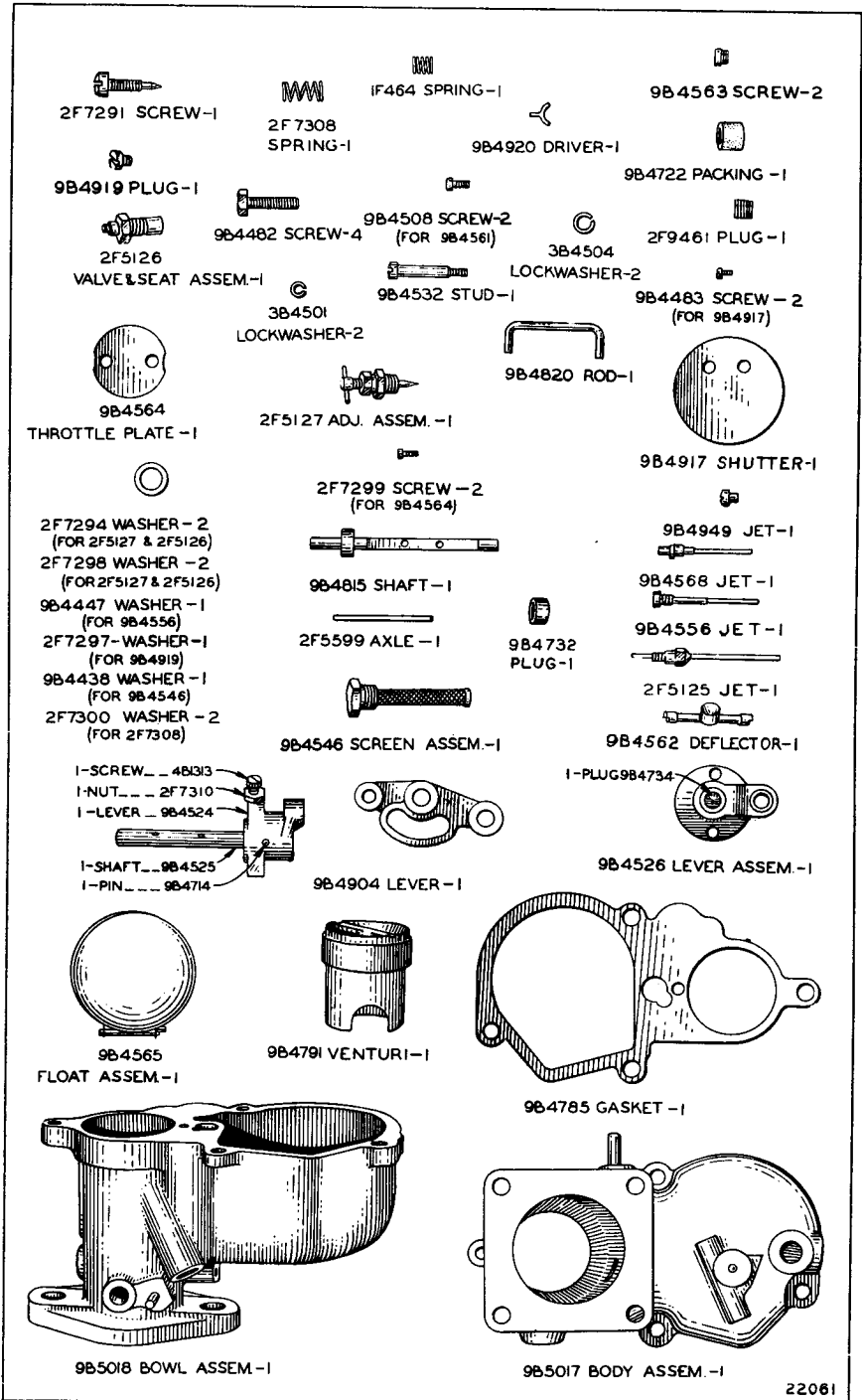
19456

2B1637 CARBURETOR

Serial No. 1E560 to 1E1497 Inclusive

Numbers shown in (italics) are "Ensign" part numbers.

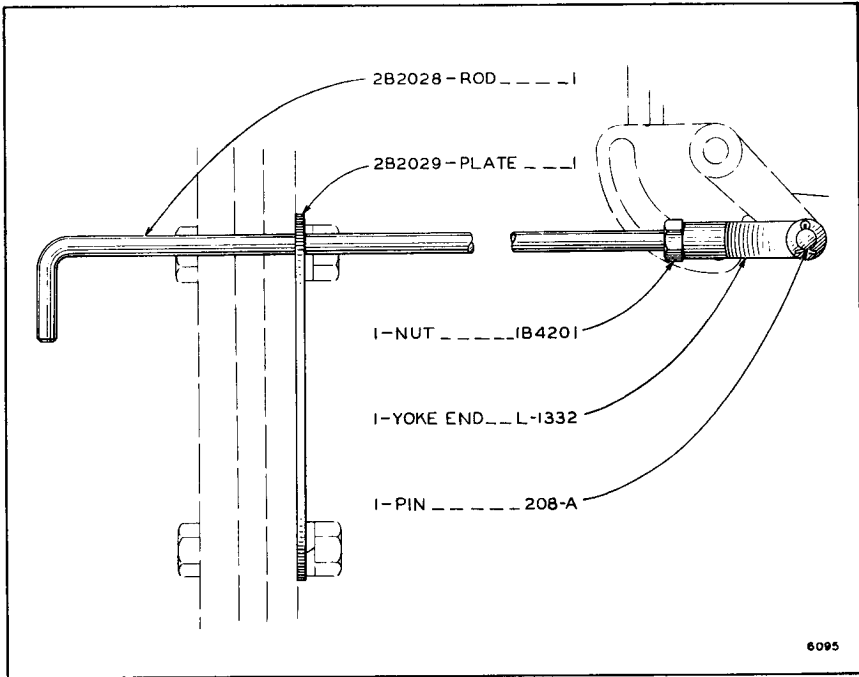
ALWAYS GIVE SERIAL NUMBER WHEN ORDERING PARTS



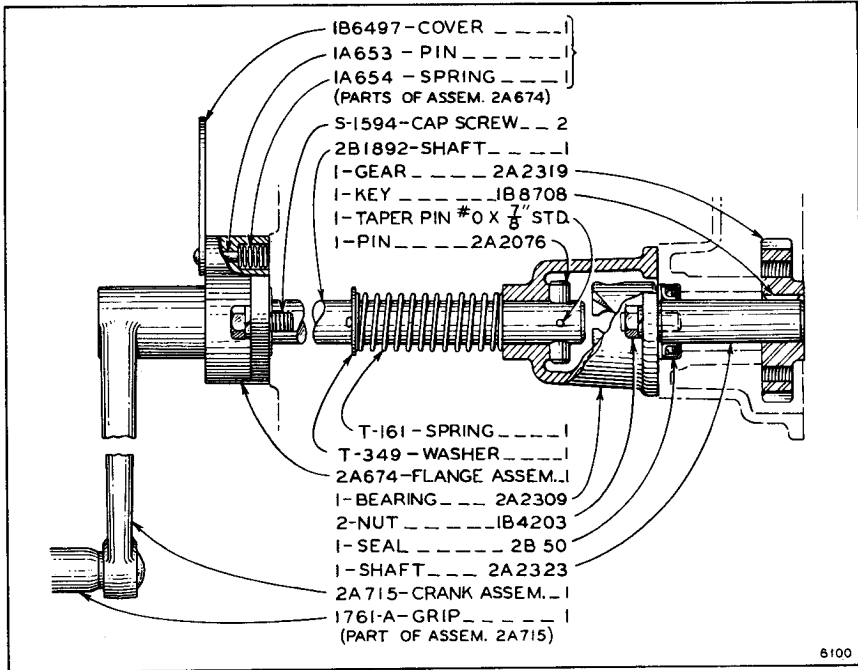
2B8447 CARBURETOR

Effective with Serial No. 1E1498

ALWAYS GIVE SERIAL NUMBER WHEN ORDERING PARTS

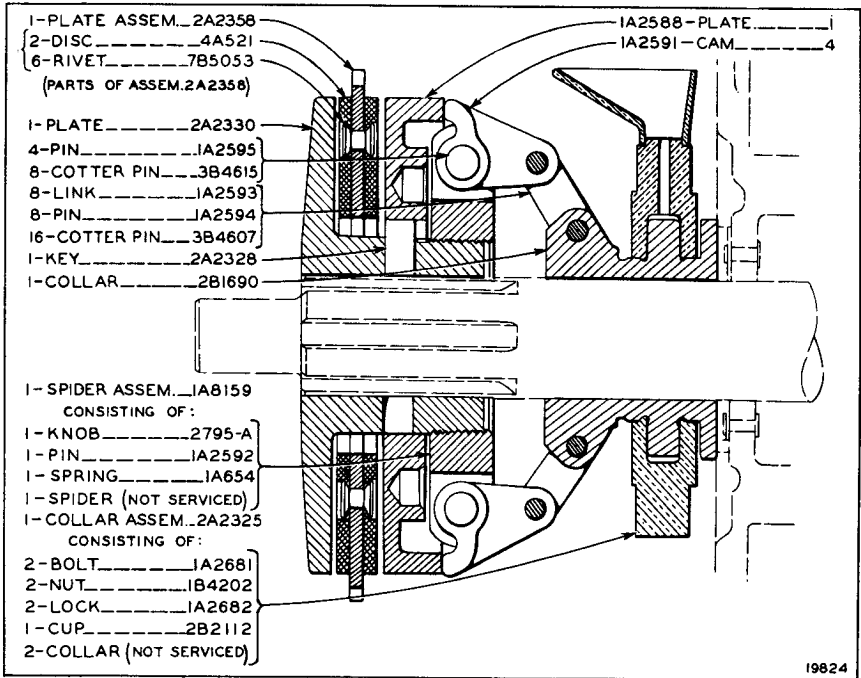


CARBURETOR CHOKE CONTROL

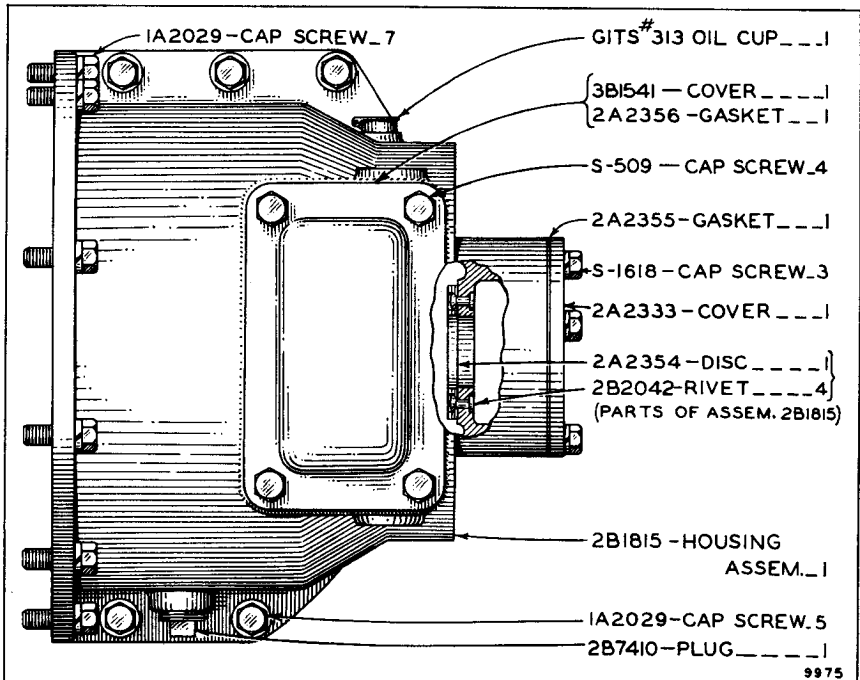


STARTING CRANK

ALWAYS GIVE SERIAL NUMBER WHEN ORDERING PARTS

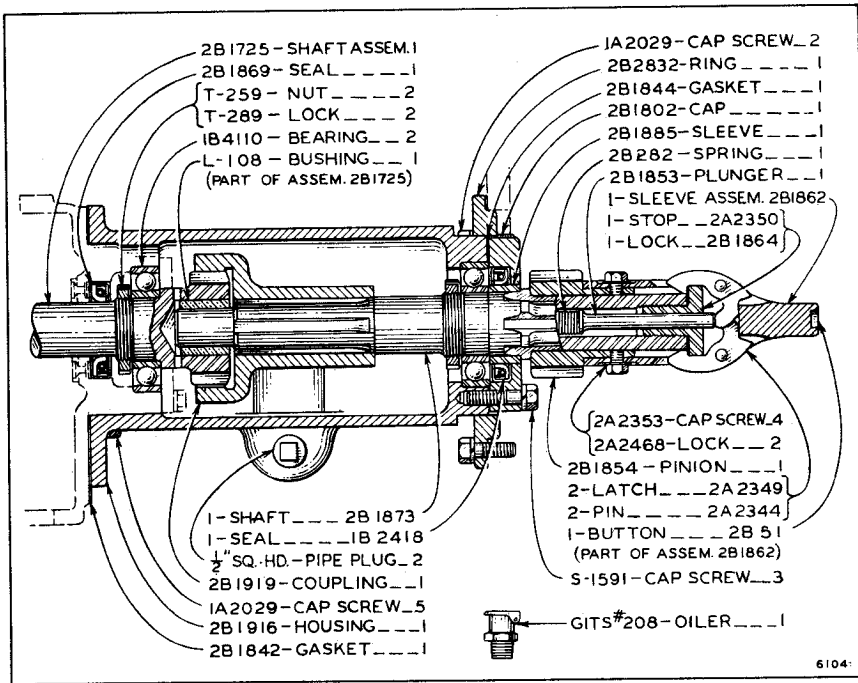


CLUTCH

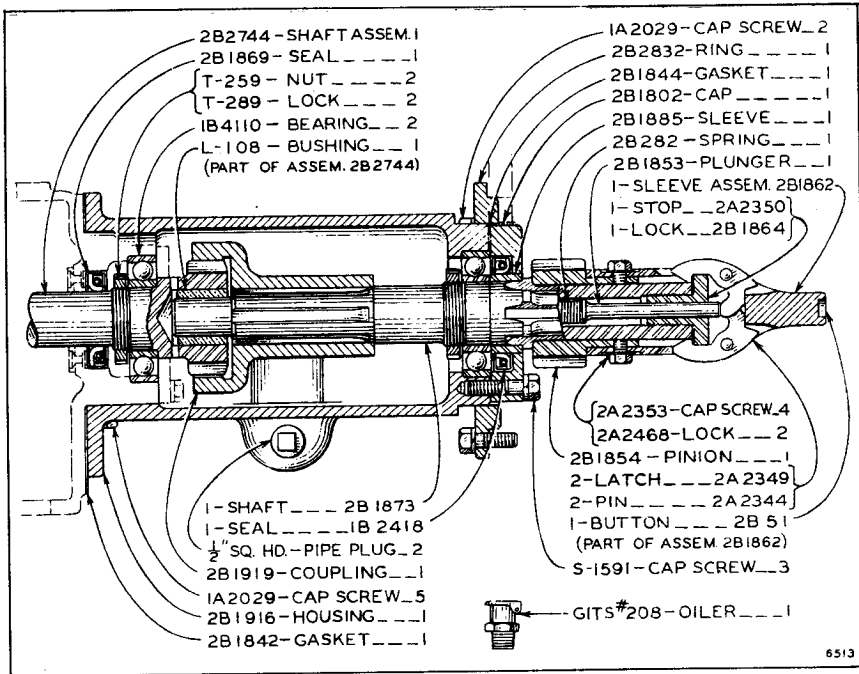


CLUTCH HOUSING

ALWAYS GIVE SERIAL NUMBER WHEN ORDERING PARTS



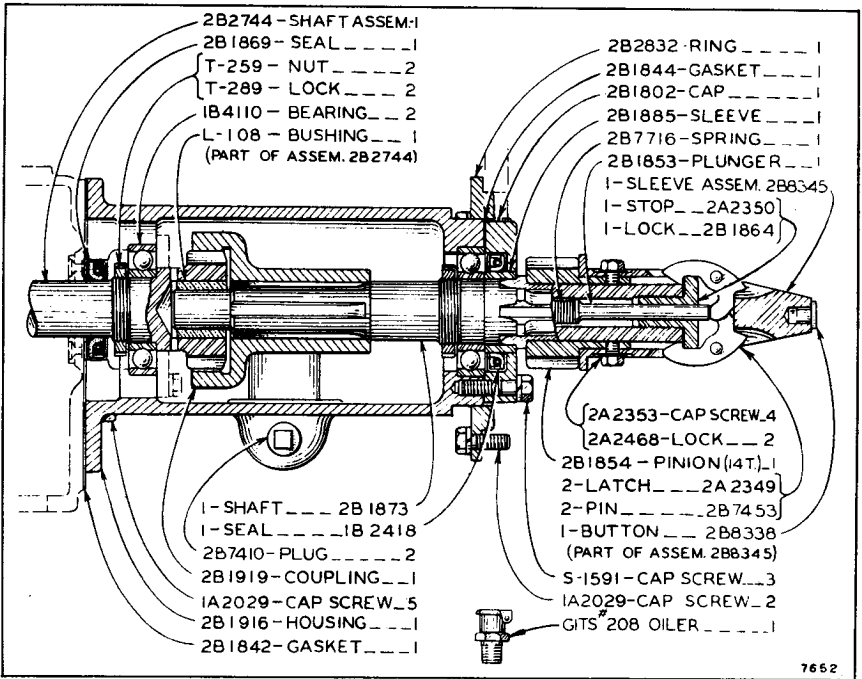
STARTER PINION
 Serial No. 1E560 to 1E638 Inclusive



STARTER PINION
 Serial No. 1E639 to 1E1444 Inclusive

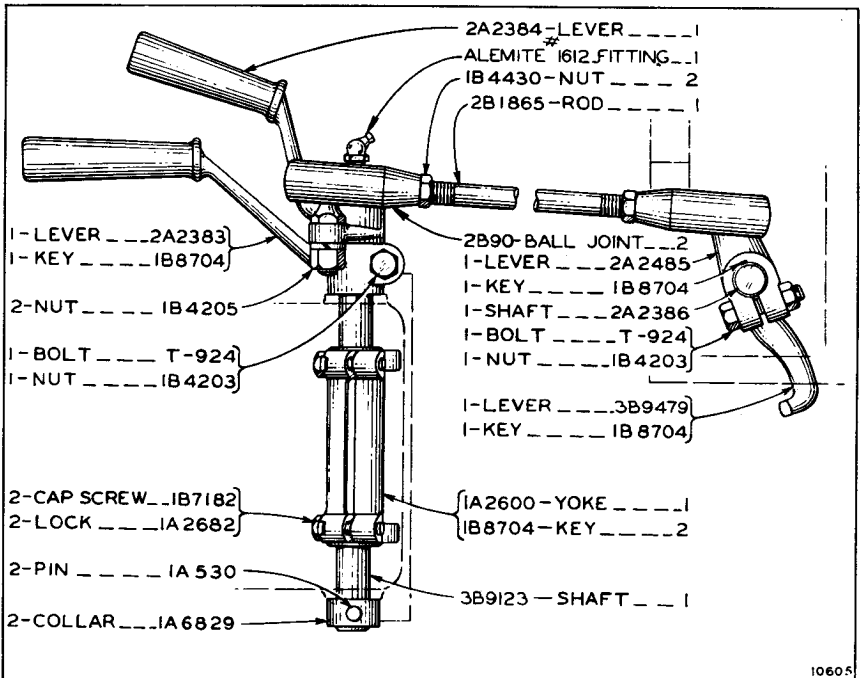
ALWAYS GIVE SERIAL NUMBER WHEN ORDERING PARTS

"CATERPILLAR" FIFTY TRACTOR



STARTER PINION

Effective with Serial No. 1E1445

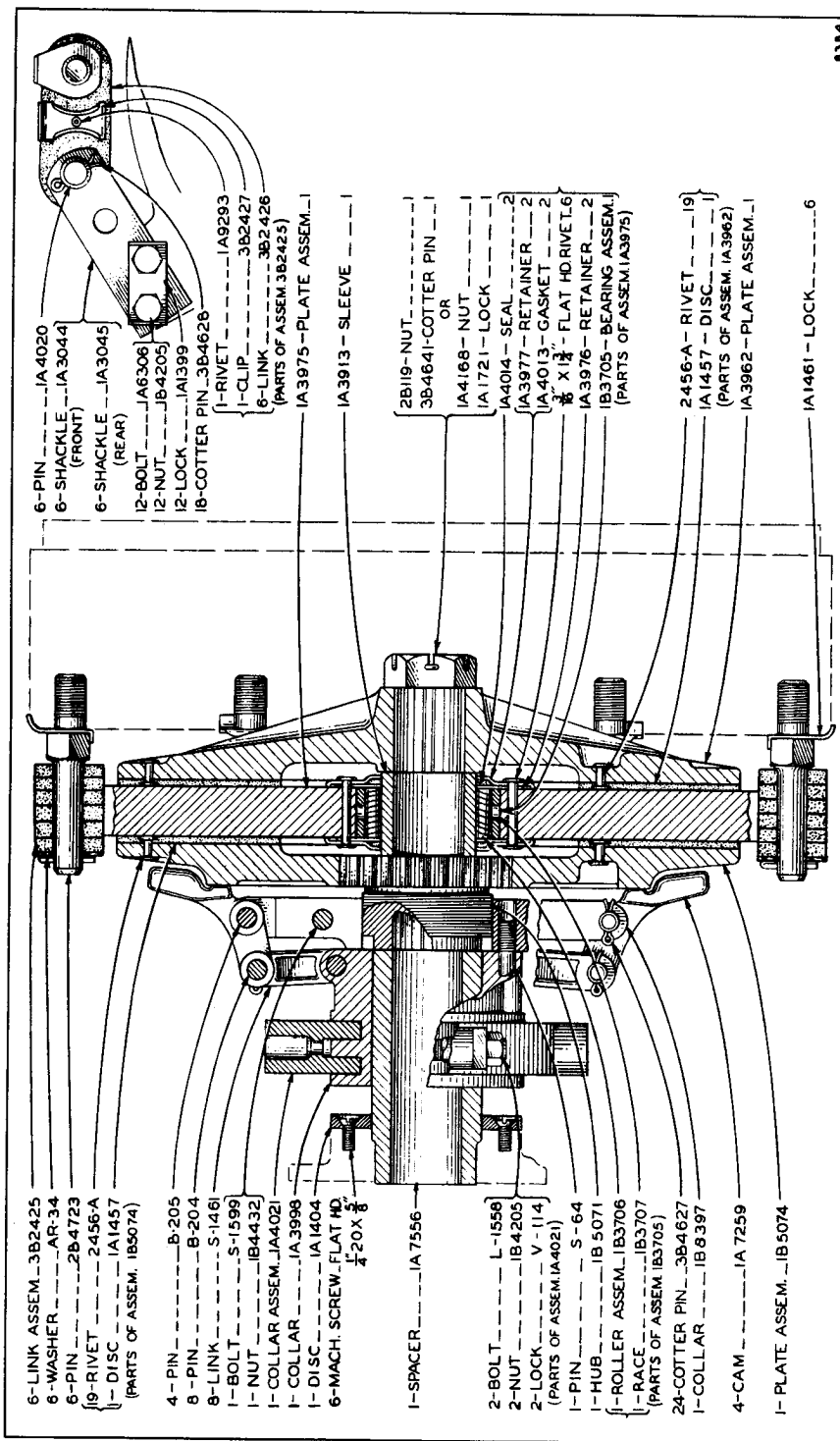


CLUTCH AND STARTER PINION CONTROL

ALWAYS GIVE SERIAL NUMBER WHEN ORDERING PARTS

Clutch, Transmission and Chassis

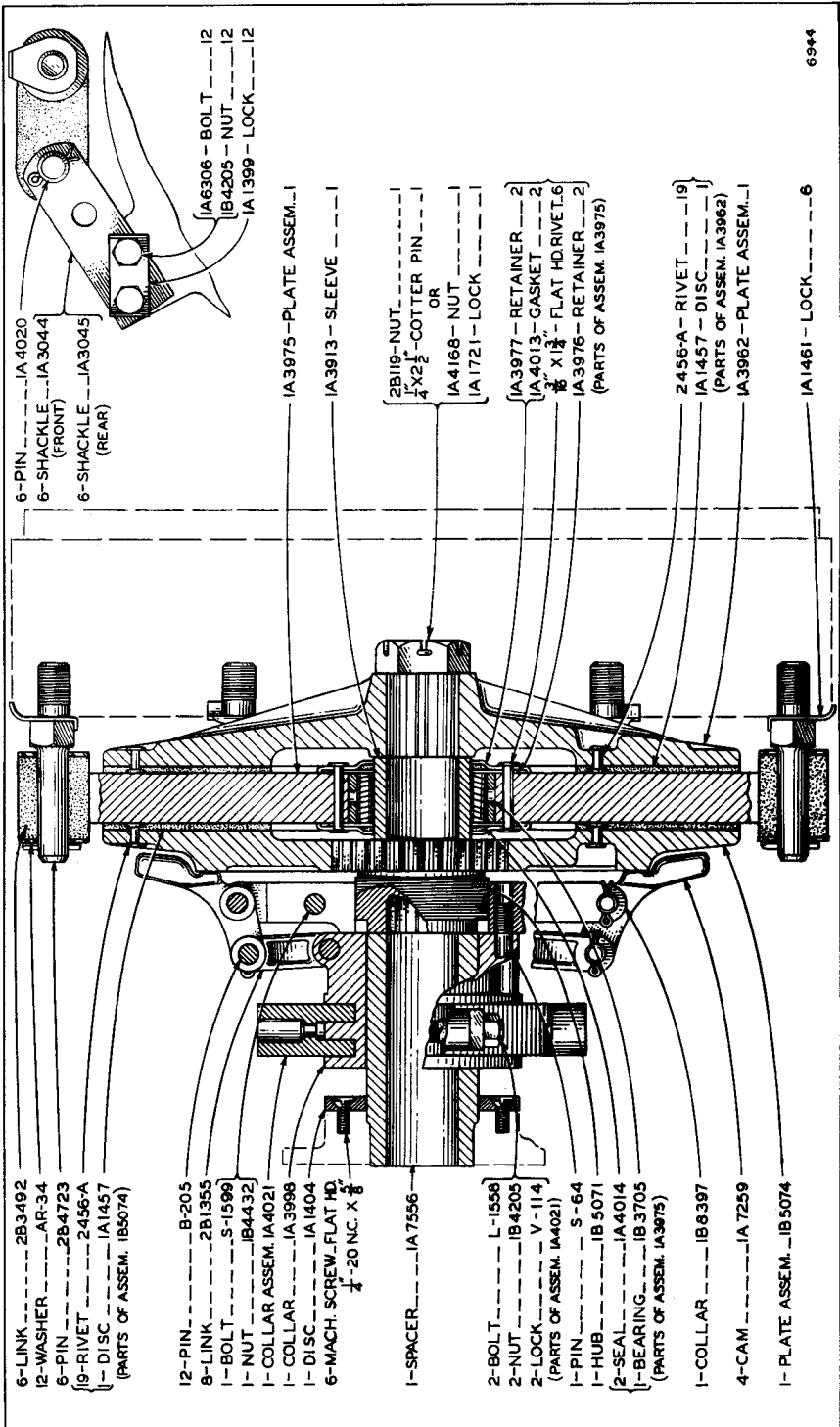




8384

FLYWHEEL CLUTCH
 Serial No. 1E560 to 1E962 Inclusive

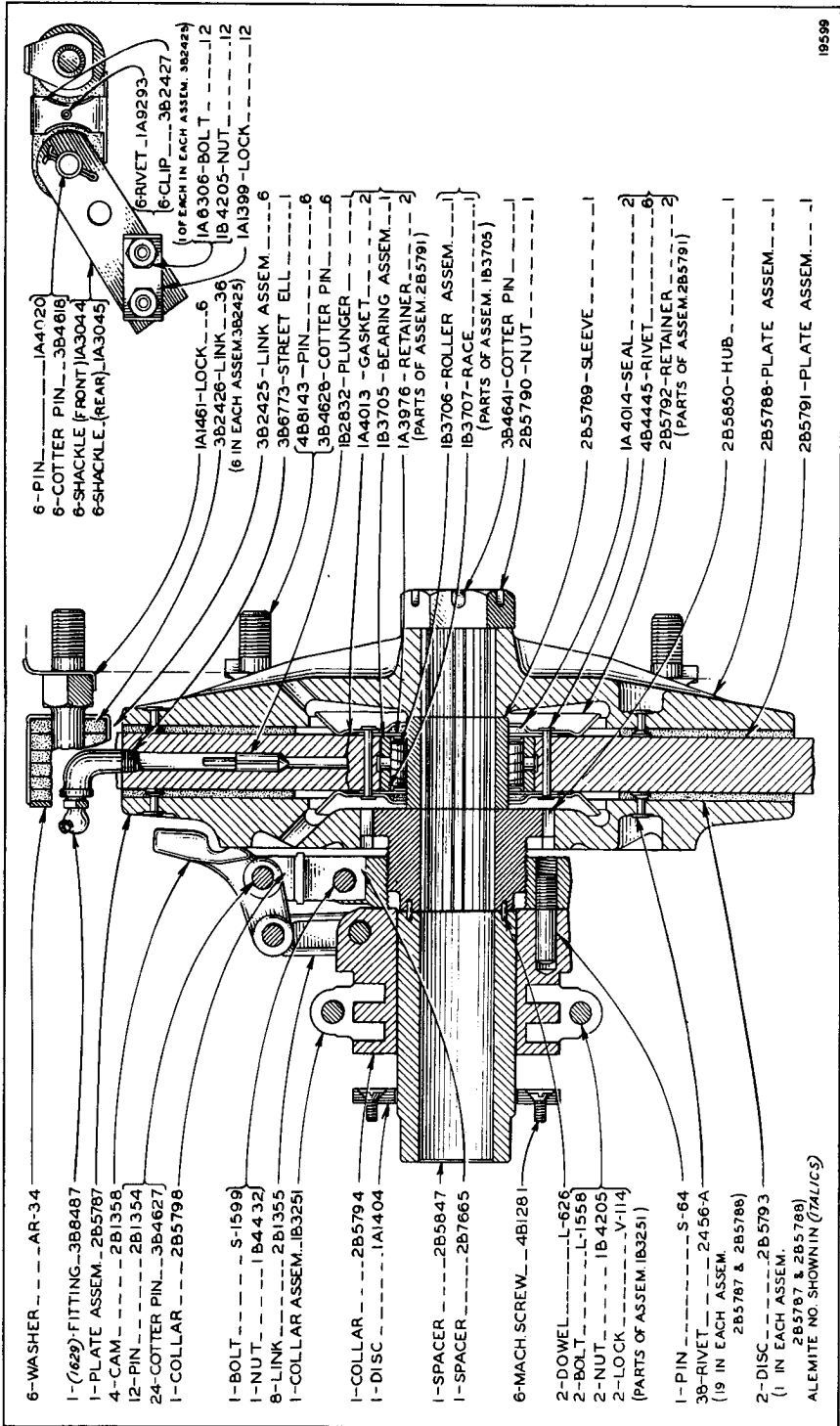
ALWAYS GIVE SERIAL NUMBER WHEN ORDERING PARTS



6944

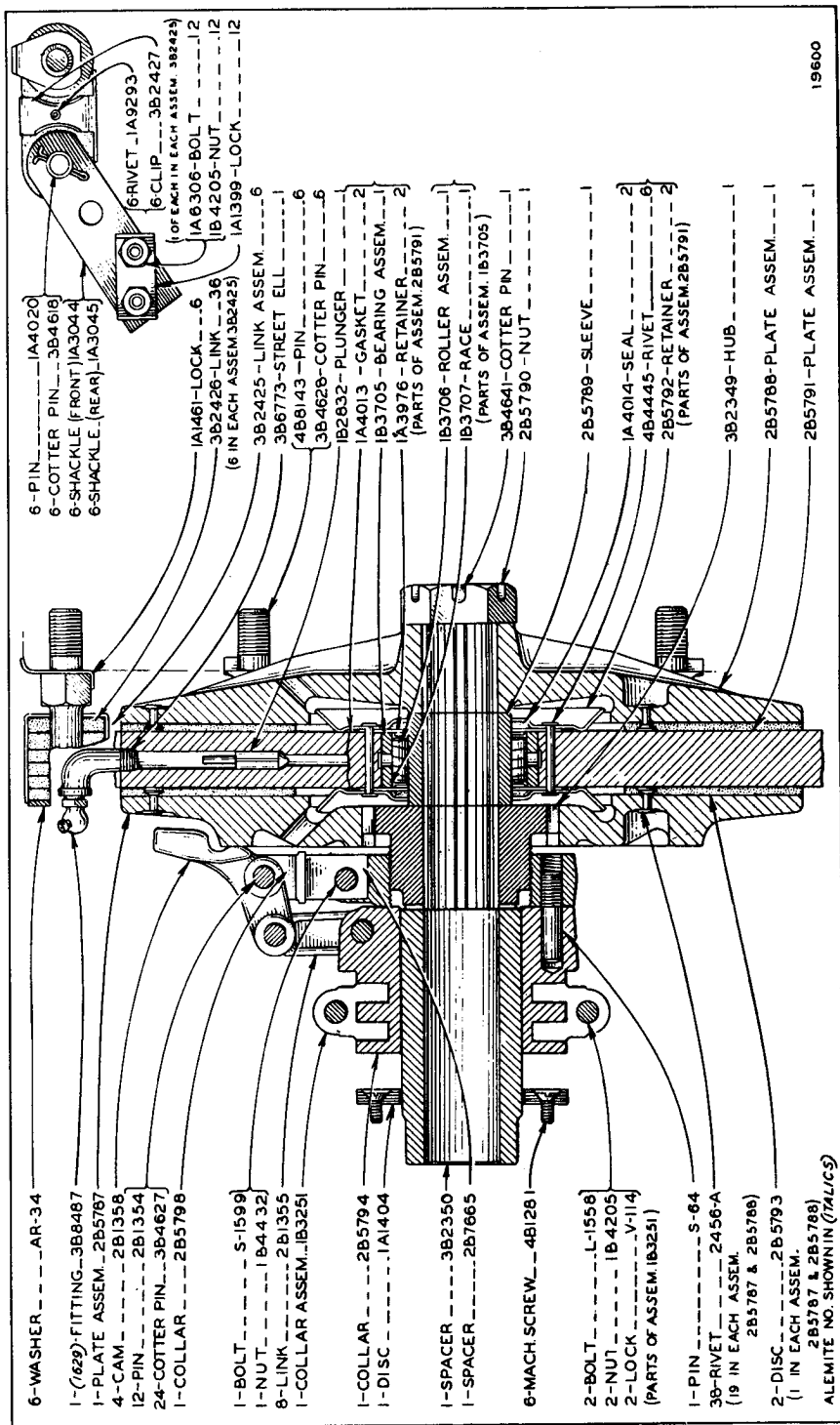
FLYWHEEL CLUTCH
 Serial No. IE963 to IE1188 Inclusive

ALWAYS GIVE SERIAL NUMBER WHEN ORDERING PARTS



195.99

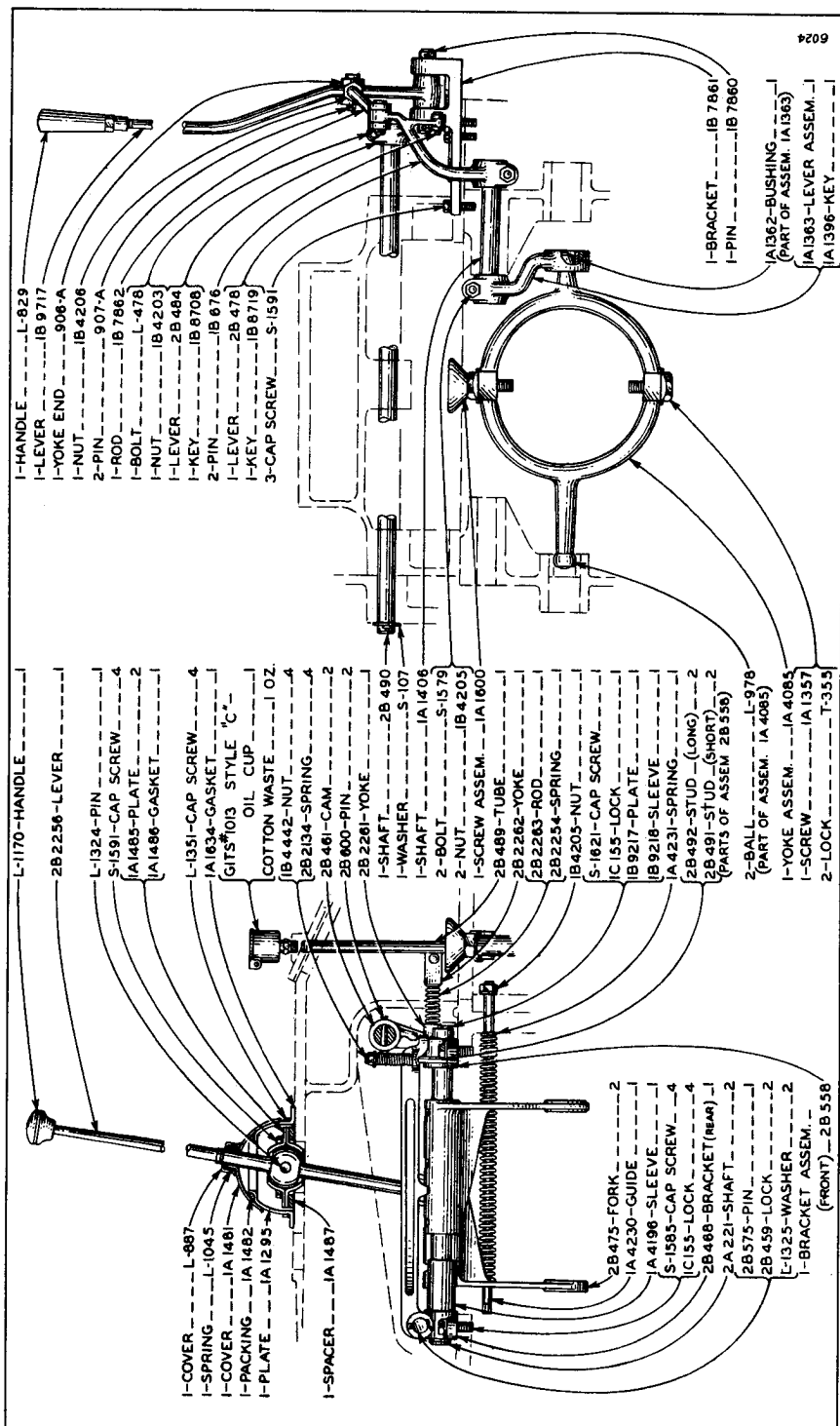
FLYWHEEL CLUTCH
 Serial No. 1E1189 to 1E2026 Inclusive



FLYWHEEL CLUTCH
 Effective with Serial No. 1E2027

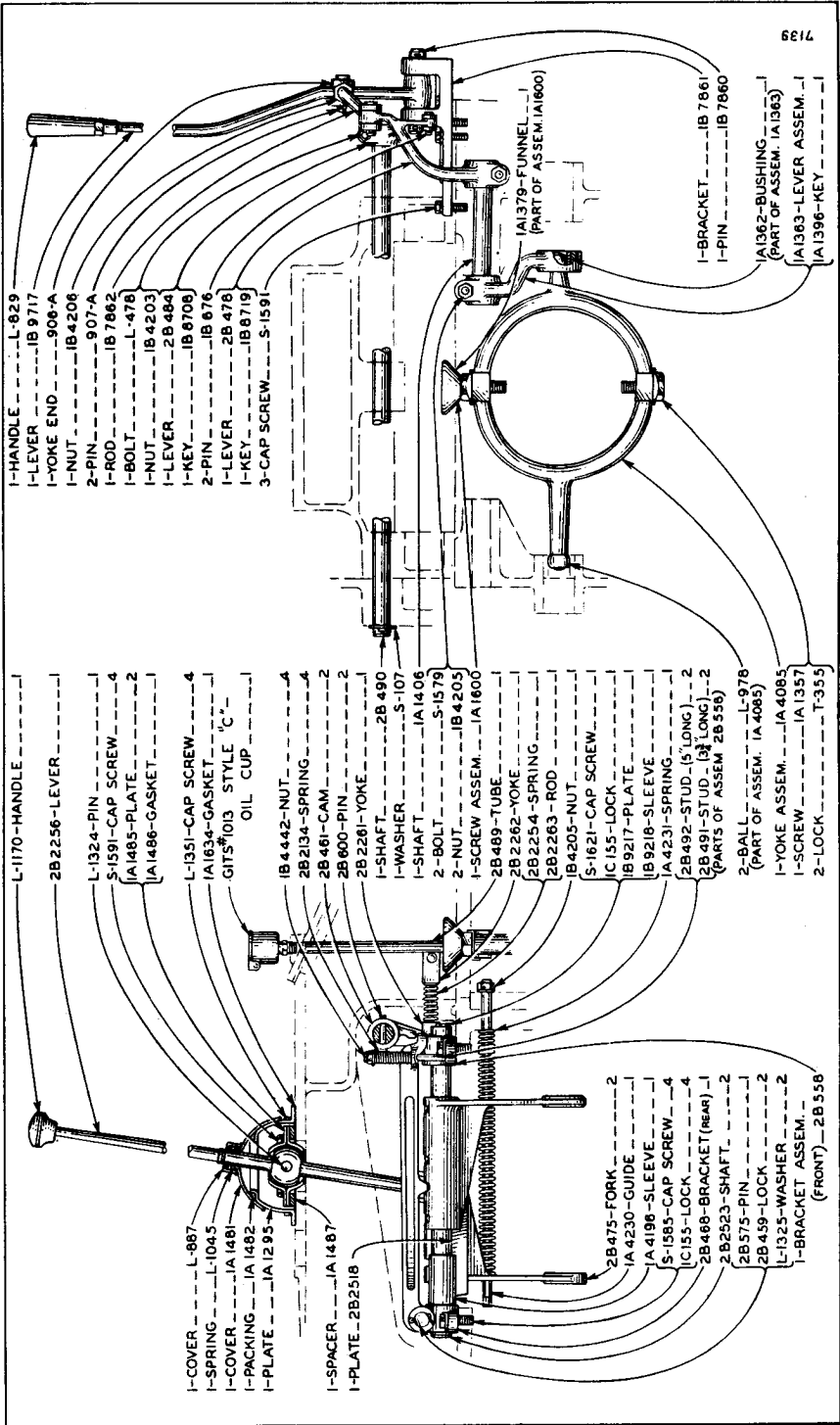
19600

ALWAYS GIVE SERIAL NUMBER WHEN ORDERING PARTS



GEAR SHIFT AND FLYWHEEL CLUTCH CONTROL (First Type)

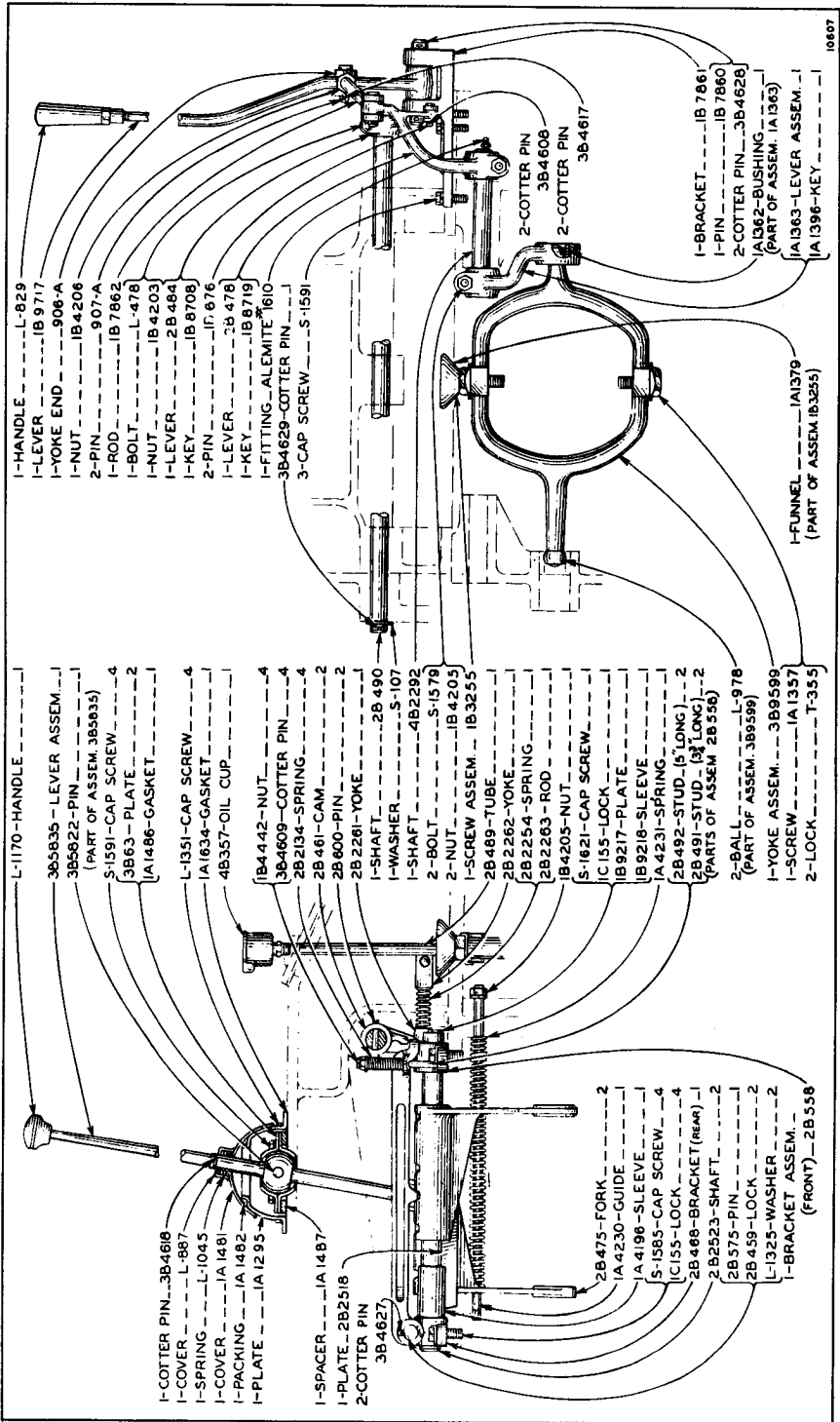
Serial No. 1E560 to 1E1188 Inclusive



GEAR SHIFT AND FLYWHEEL CLUTCH CONTROL (Second Type)

Serial No. IE560 to IE1188 Inclusive

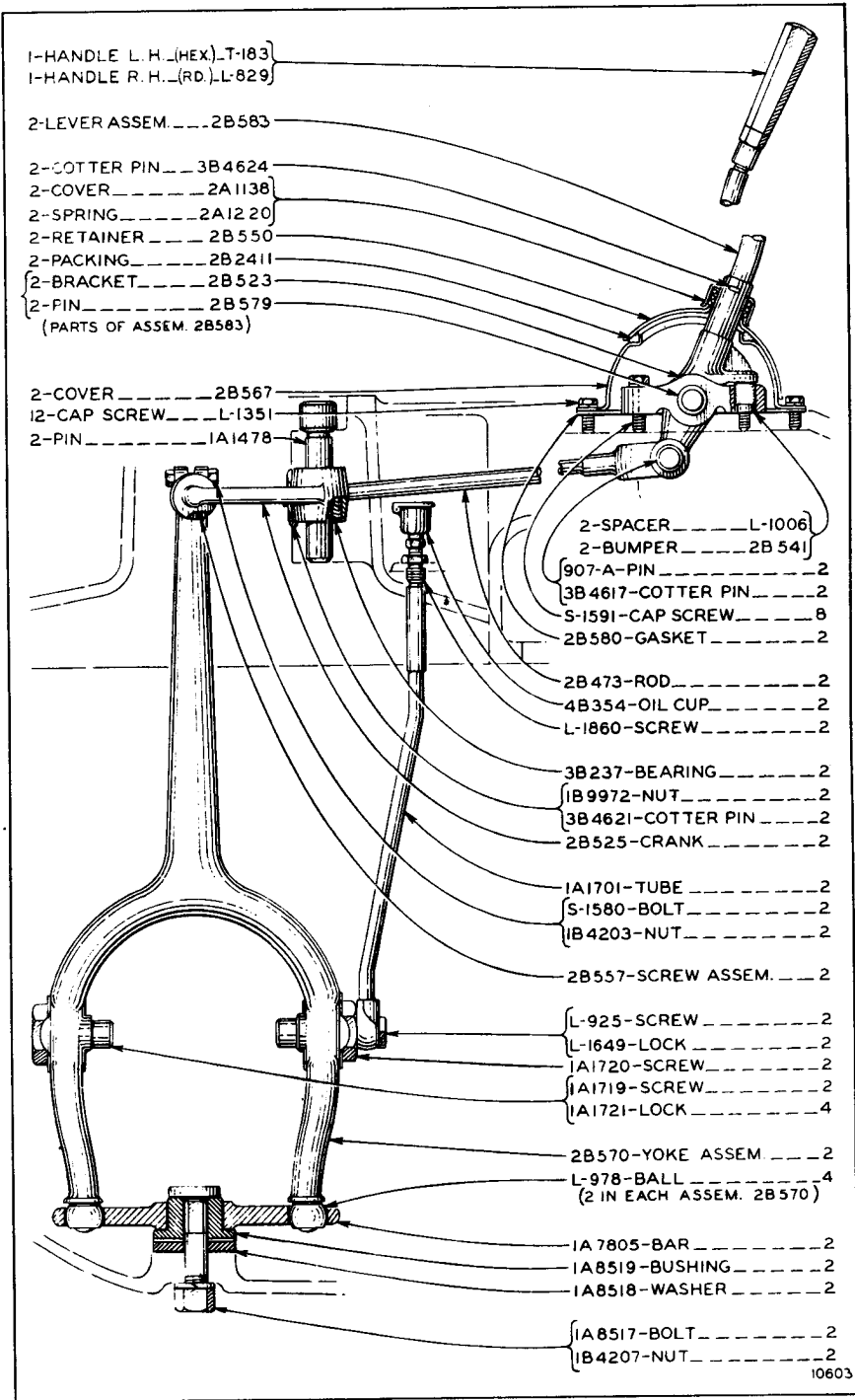
ALWAYS GIVE SERIAL NUMBER WHEN ORDERING PARTS



10807

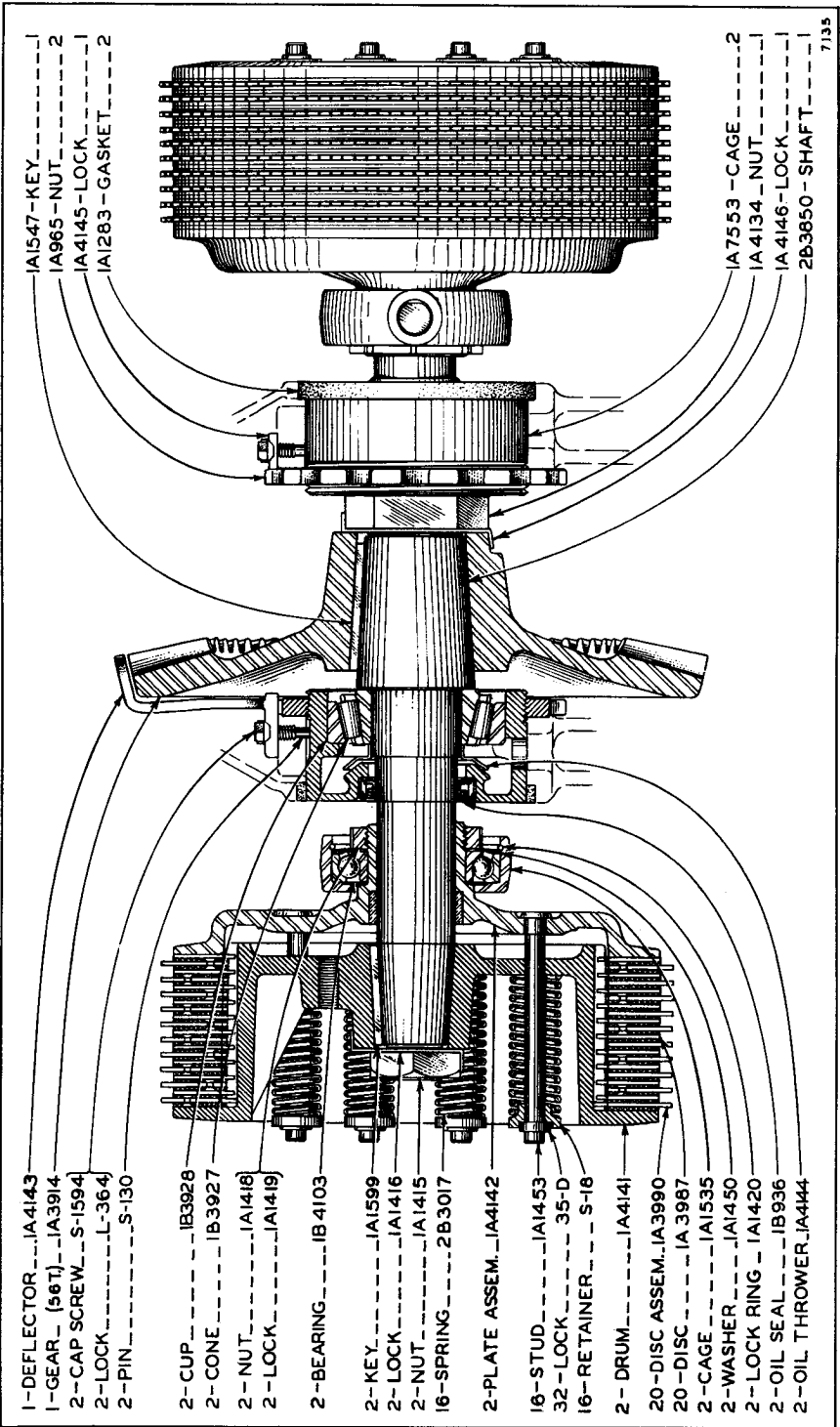
GEAR SHIFT AND FLYWHEEL CLUTCH CONTROL
 Effective with Serial No. 1E1189

ALWAYS GIVE SERIAL NUMBER WHEN ORDERING PARTS



STEERING CLUTCH CONTROL

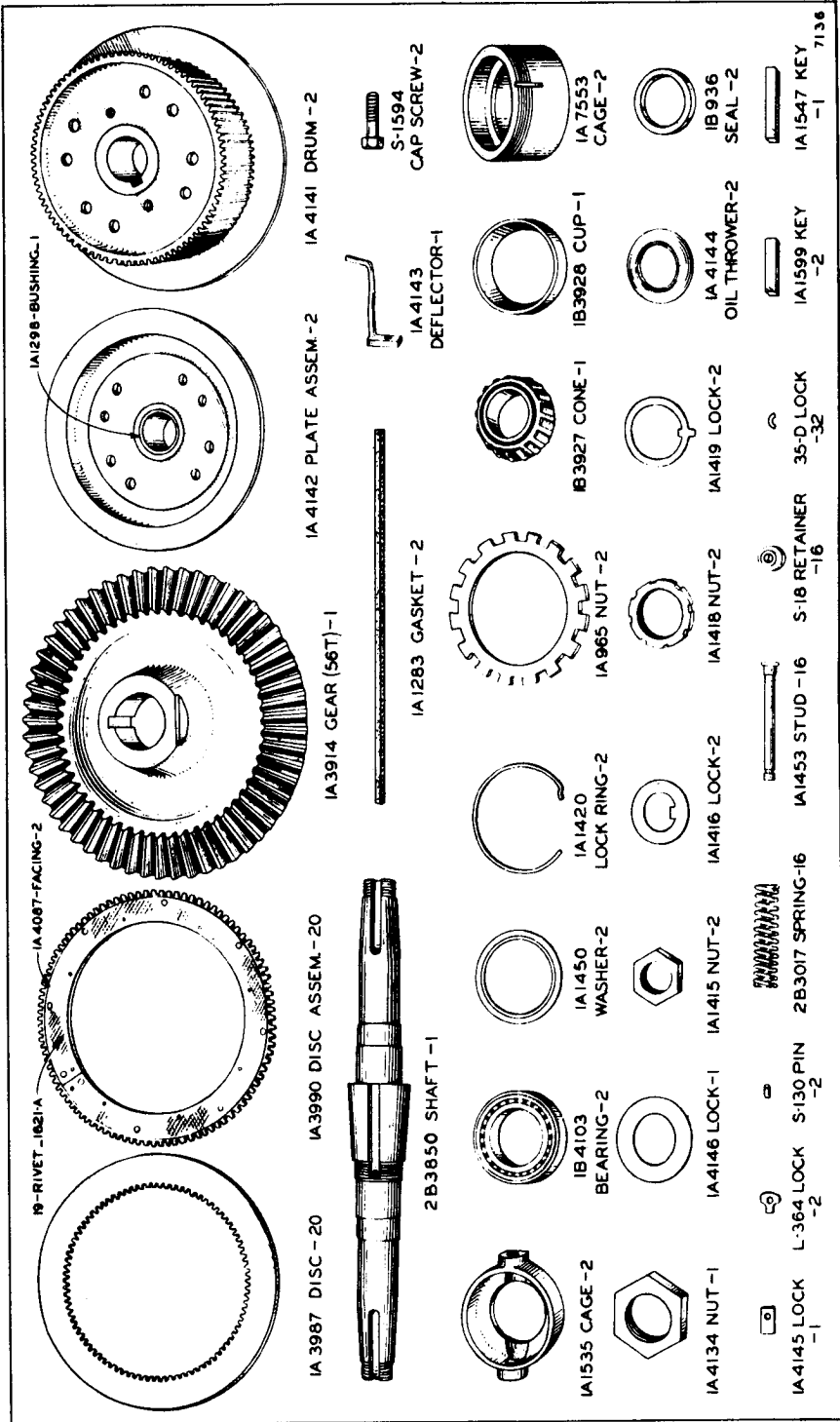
ALWAYS GIVE SERIAL NUMBER WHEN ORDERING PARTS



7135

STEERING CLUTCH
 Serial No. 1E560 to 1E962 Inclusive

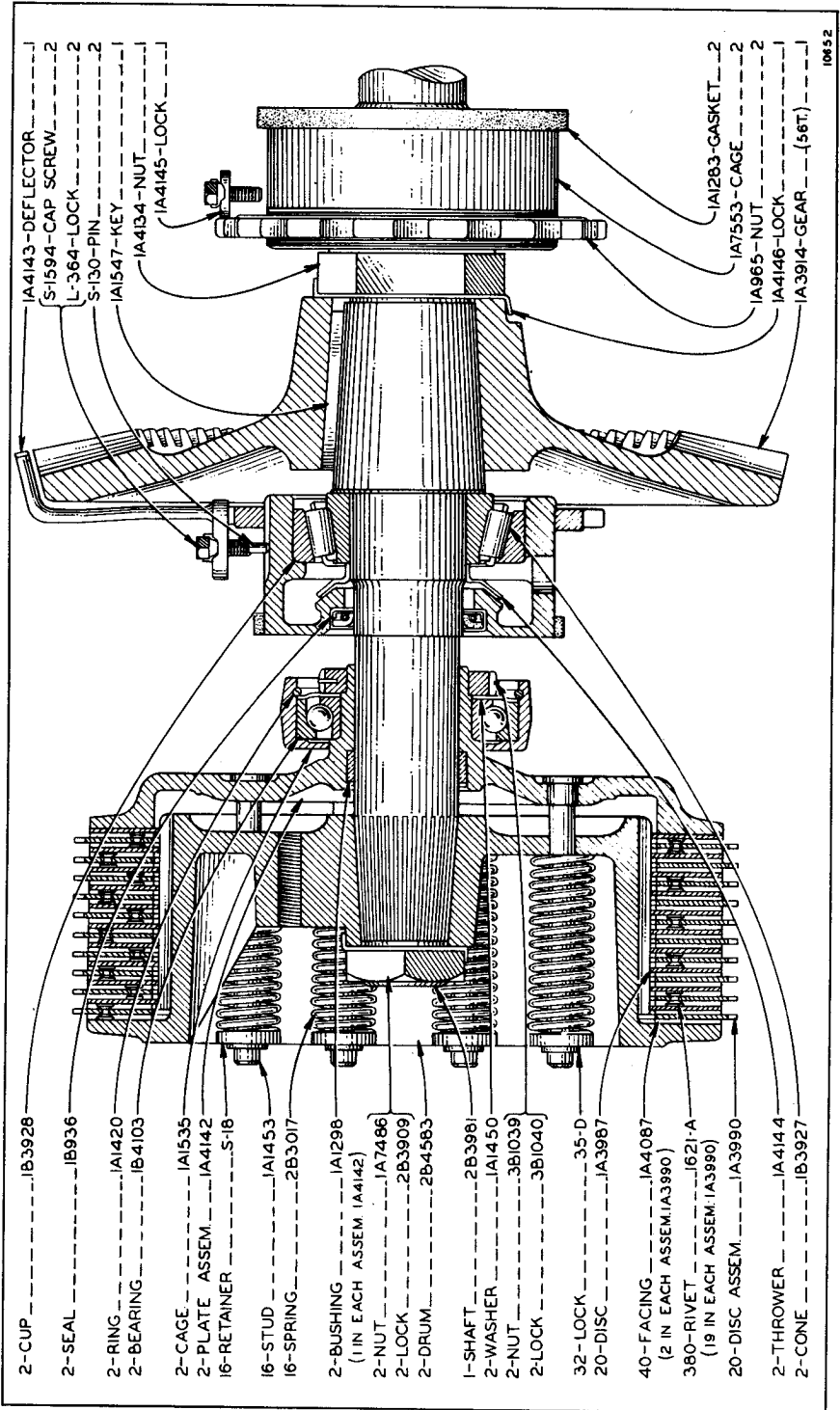
ALWAYS GIVE SERIAL NUMBER WHEN ORDERING PARTS



STEERING CLUTCH PARTS

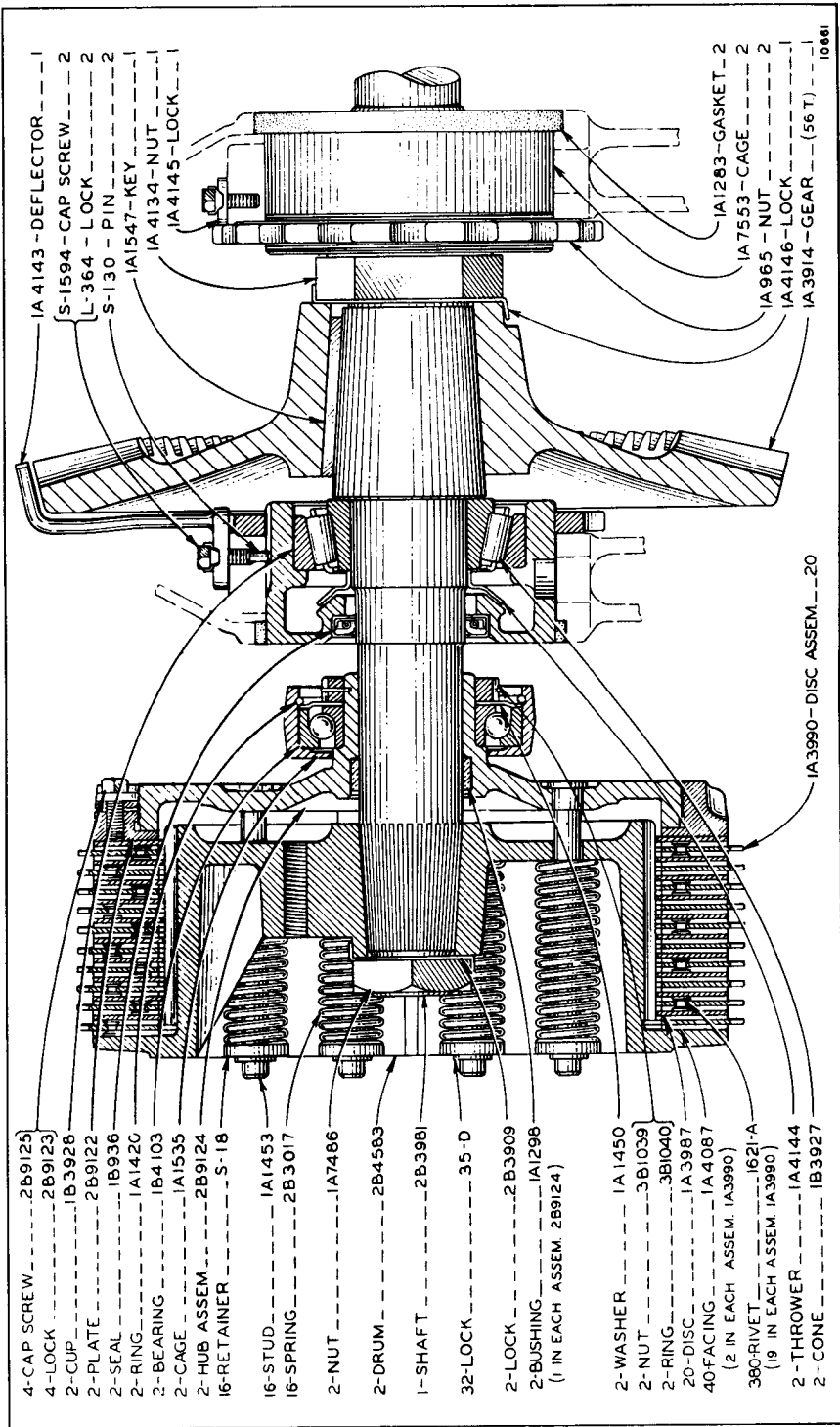
Serial No. 1E560 to 1E962 Inclusive

ALWAYS GIVE SERIAL NUMBER WHEN ORDERING PARTS



STEERING CLUTCH
 Serial No. 1E963 to 1E1691 Inclusive

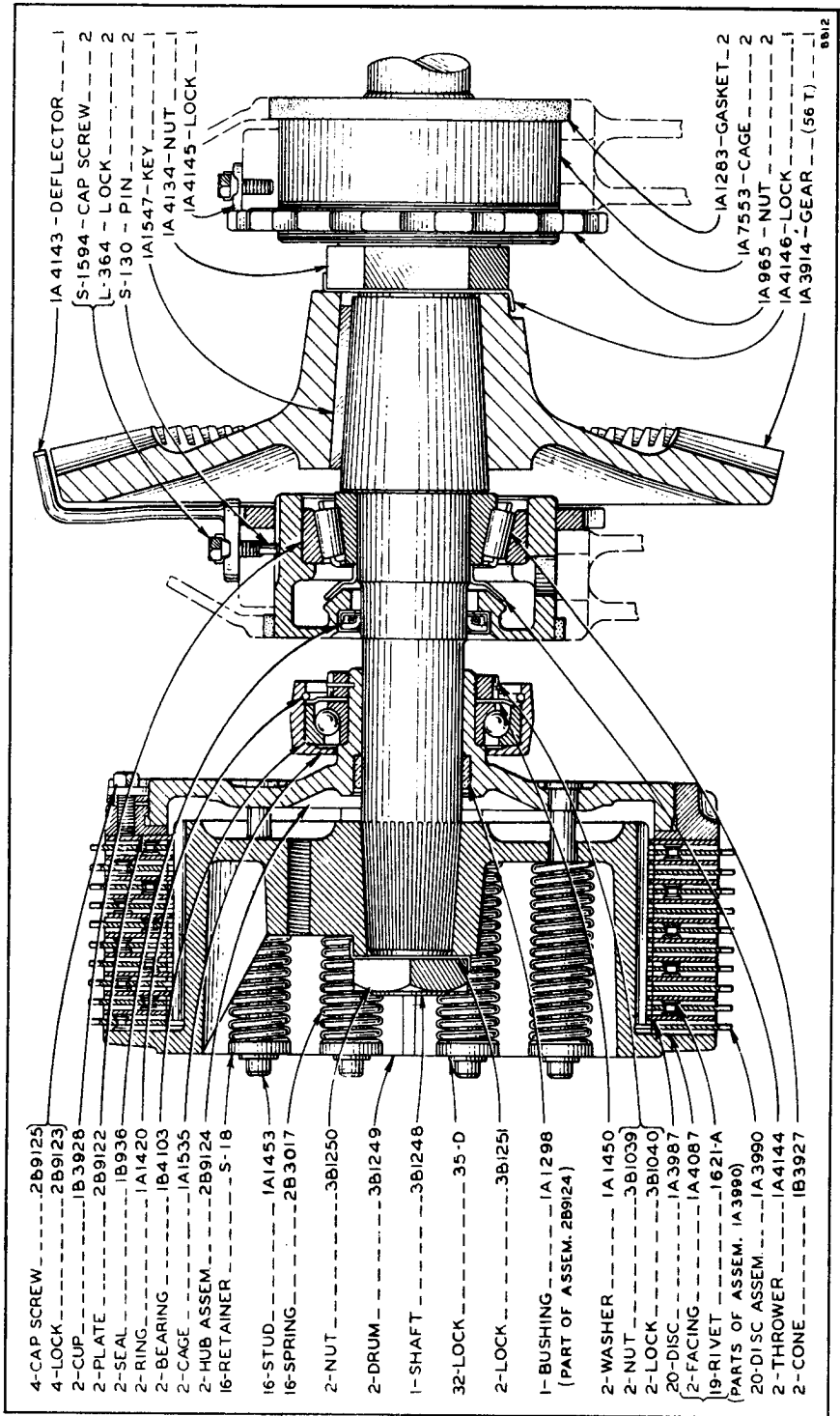
ALWAYS GIVE SERIAL NUMBER WHEN ORDERING PARTS



STEERING CLUTCH

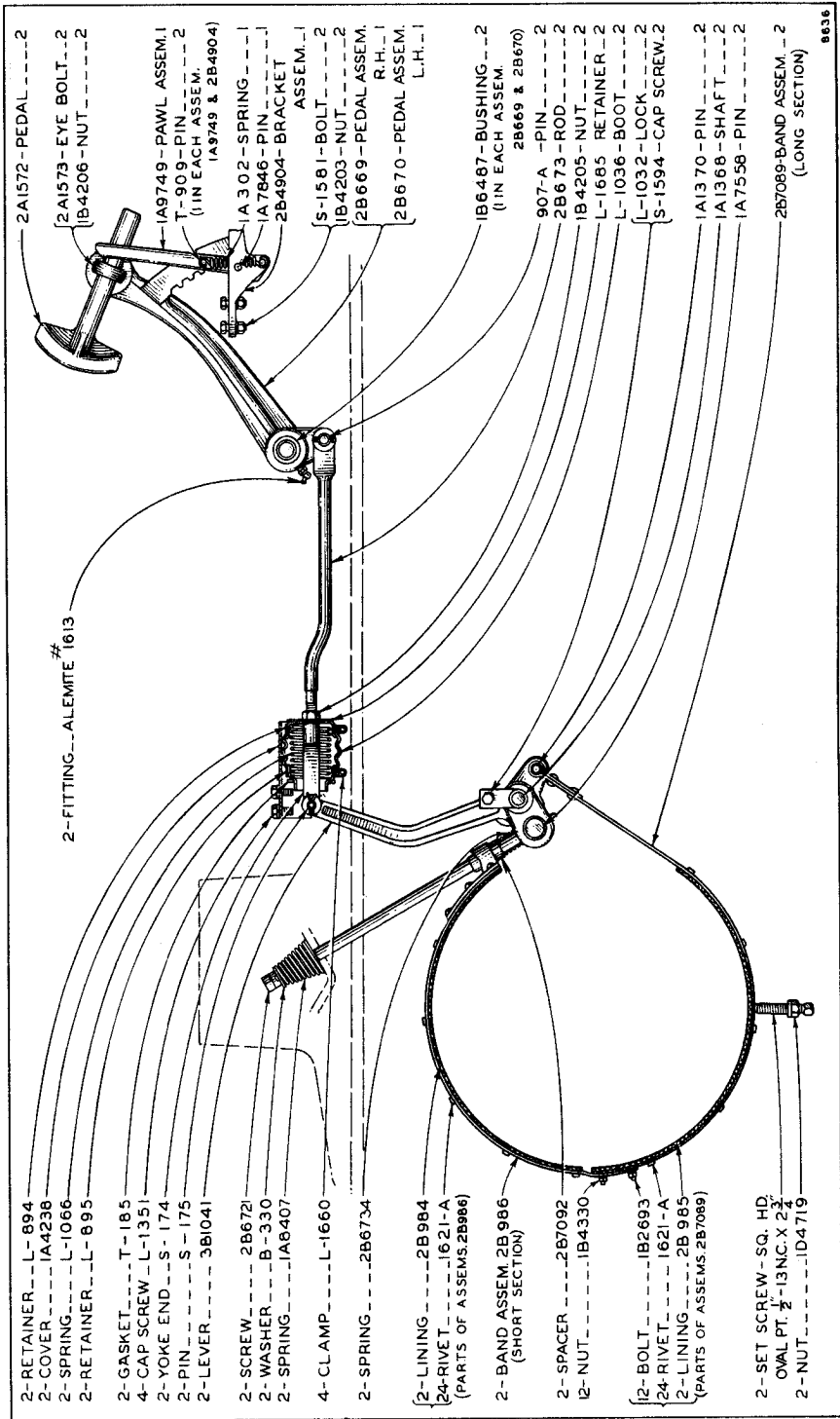
Serial No. 1E1692 to 1E2026 Inclusive

ALWAYS GIVE SERIAL NUMBER WHEN ORDERING PARTS



STEERING CLUTCH
 Effective with Serial No. 1E2027

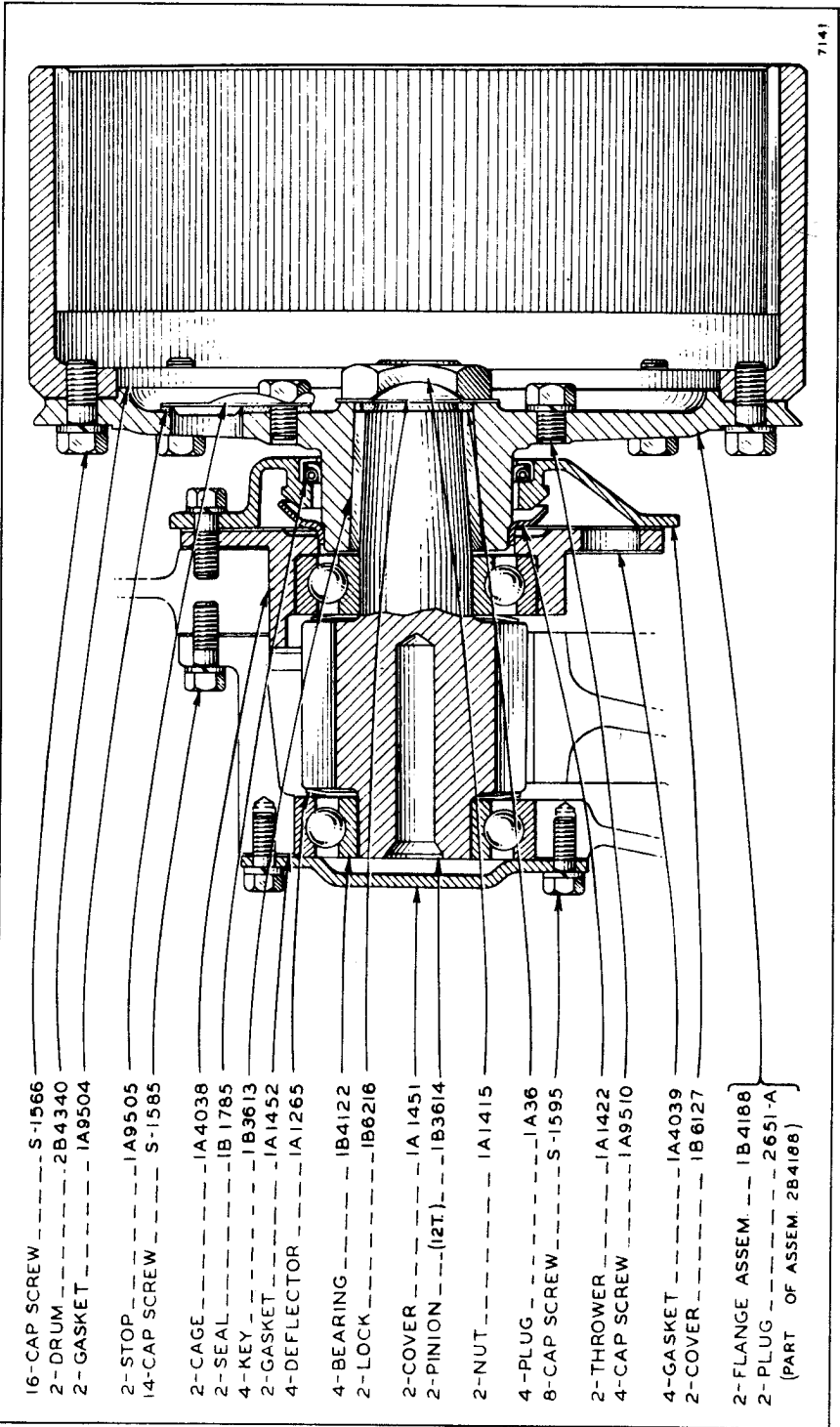
ALWAYS GIVE SERIAL NUMBER WHEN ORDERING PARTS



BRAKES

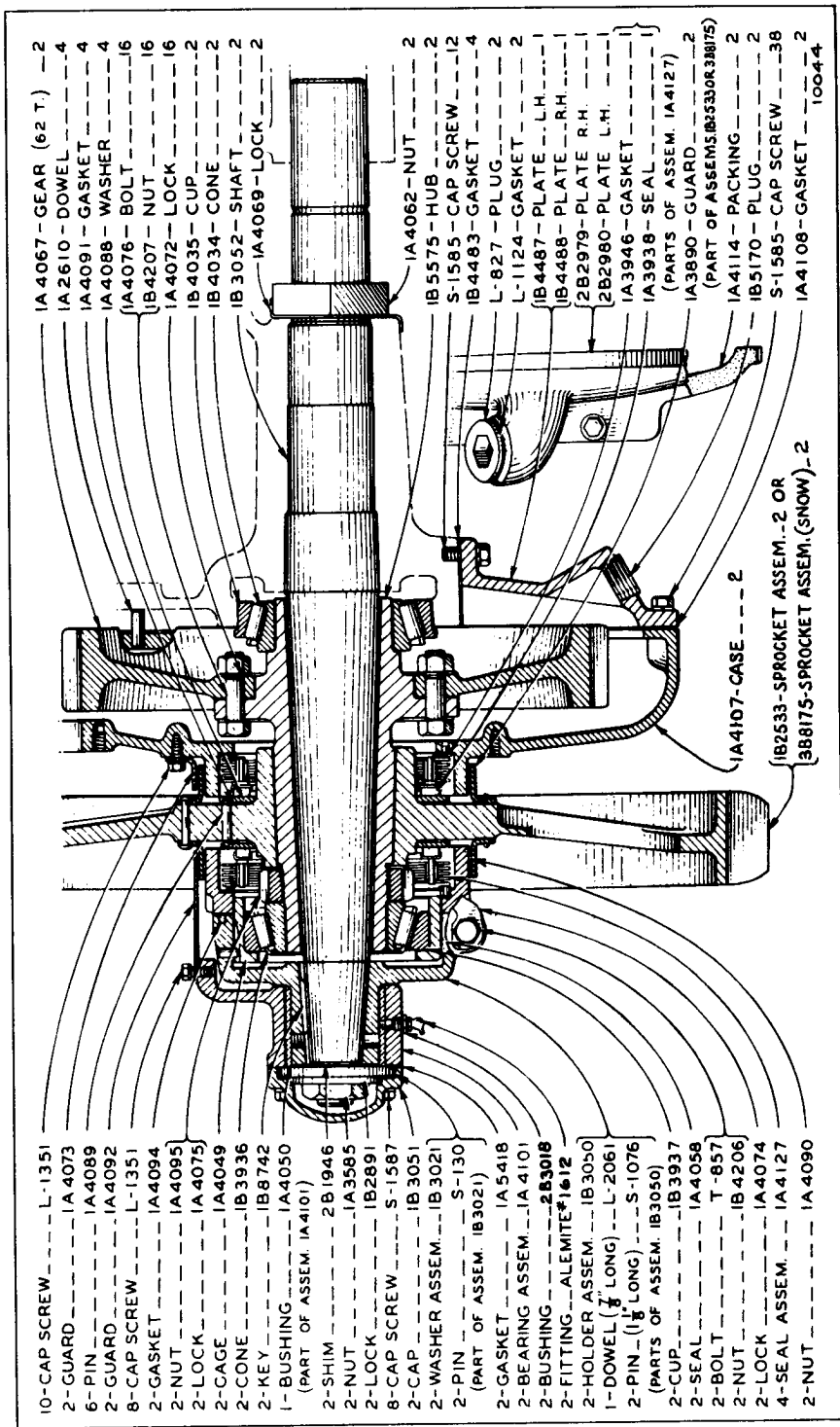
8636

ALWAYS GIVE SERIAL NUMBER WHEN ORDERING PARTS



FINAL DRIVE
Serial No. 1E560 to 1E962 Inclusive

ALWAYS GIVE SERIAL NUMBER WHEN ORDERING PARTS



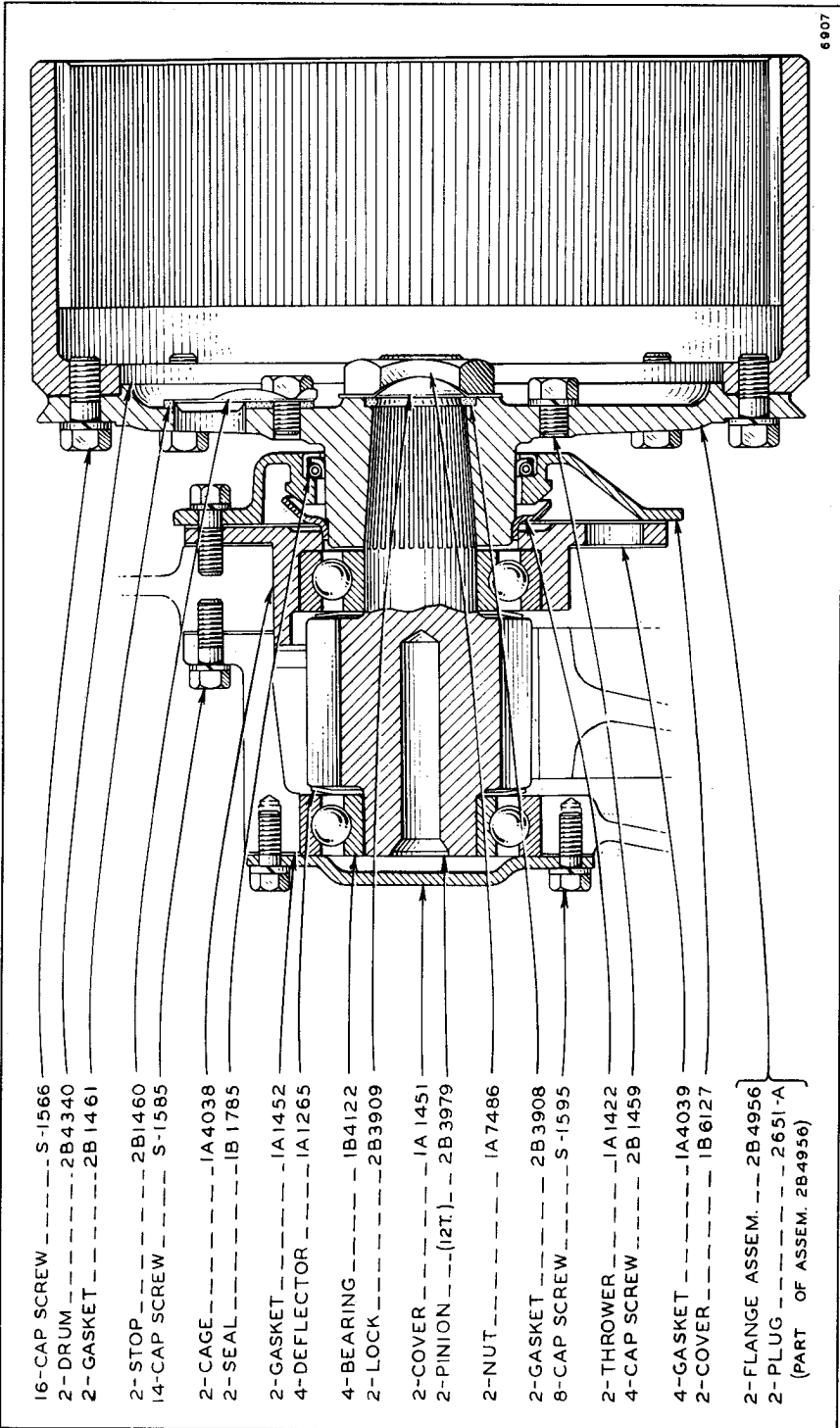
- 10-CAP SCREW --- L-1351
- 2-GUARD --- IA 4073
- 6-PIN --- IA 4089
- 2-GUARD --- IA 4092
- 8-CAP SCREW --- L-1351
- 2-GASKET --- IA 4094
- 2-NUT --- IA 4095
- 2-LOCK --- IA 4075
- 2-CAGE --- IA 4049
- 2-CONE --- IB 3936
- 2-KEY --- IB 8742
- 1-BUSHING --- IA 4050
(PART OF ASSEM. IA 4101)
- 2-SHIM --- 2B 1946
- 2-NUT --- IA 3585
- 2-LOCK --- IB 2891
- 8-CAP SCREW --- S-1587
- 2-CAP --- IB 3051
- 2-WASHER ASSEM. --- IB 3021
- 2-PIN --- S-130
(PART OF ASSEM. IB 3021)
- 2-GASKET --- IA 5418
- 2-BEARING ASSEM. --- IA 4101
- 2-BUSHING --- 2B 3018
- 2-FITTING --- ALEMITE*1612
- 2-HOLDER ASSEM. --- IB 3050
- 1-DOWEL (1/2" LONG) --- L-2061
- 2-PIN (1/2" LONG) --- S-1076
(PARTS OF ASSEM. IB 3050)
- 2-CUP --- IB 3937
- 2-SEAL --- IA 4058
- 2-BOLT --- T-857
- 2-NUT --- IB 4206
- 2-LOCK --- IA 4074
- 4-SEAL ASSEM. --- IA 4127
- 2-NUT --- IA 4090

- IA 4067 - GEAR (62 T.) --- 2
- IA 2610 - DOWEL --- 4
- IA 4091 - GASKET --- 4
- IA 4088 - WASHER --- 4
- IA 4076 - BOLT --- 16
- IB 4207 - NUT --- 16
- IA 4072 - LOCK --- 16
- IB 4035 - CUP --- 2
- IB 4034 - CONE --- 2
- IB 3052 - SHAFT --- 2
- IA 4069 - LOCK --- 2
- IA 4062 - NUT --- 2
- IB 5575 - HUB --- 2
- S-1585 - CAP SCREW --- 12
- IB 4483 - GASKET --- 4
- L-827 - PLUG --- 2
- L-1124 - GASKET --- 2
- IB 4487 - PLATE - L.H. --- 1
- IB 4488 - PLATE - R.H. --- 1
- 2B 2979 - PLATE R.H. --- 1
- 2B 2980 - PLATE L.H. --- 1
- IA 3946 - GASKET --- 1
- IA 3938 - SEAL --- 1
- (PARTS OF ASSEM. IA 4127)
- IA 3890 - GUARD --- 2
- (PART OF ASSEMS. IB 5530 & IB 38875)
- IA 4114 - PACKING --- 2
- IB 5170 - PLUG --- 2
- S-1585 - CAP SCREW --- 38
- IA 4108 - GASKET --- 10044

IA 4107 - CASE --- 2
 IB 2533 - SPROCKET ASSEM. - 2 OR
 3B 8175 - SPROCKET ASSEM. (SNOW) - 2

FINAL DRIVE
 Serial No. IE560 to IE962 Inclusive

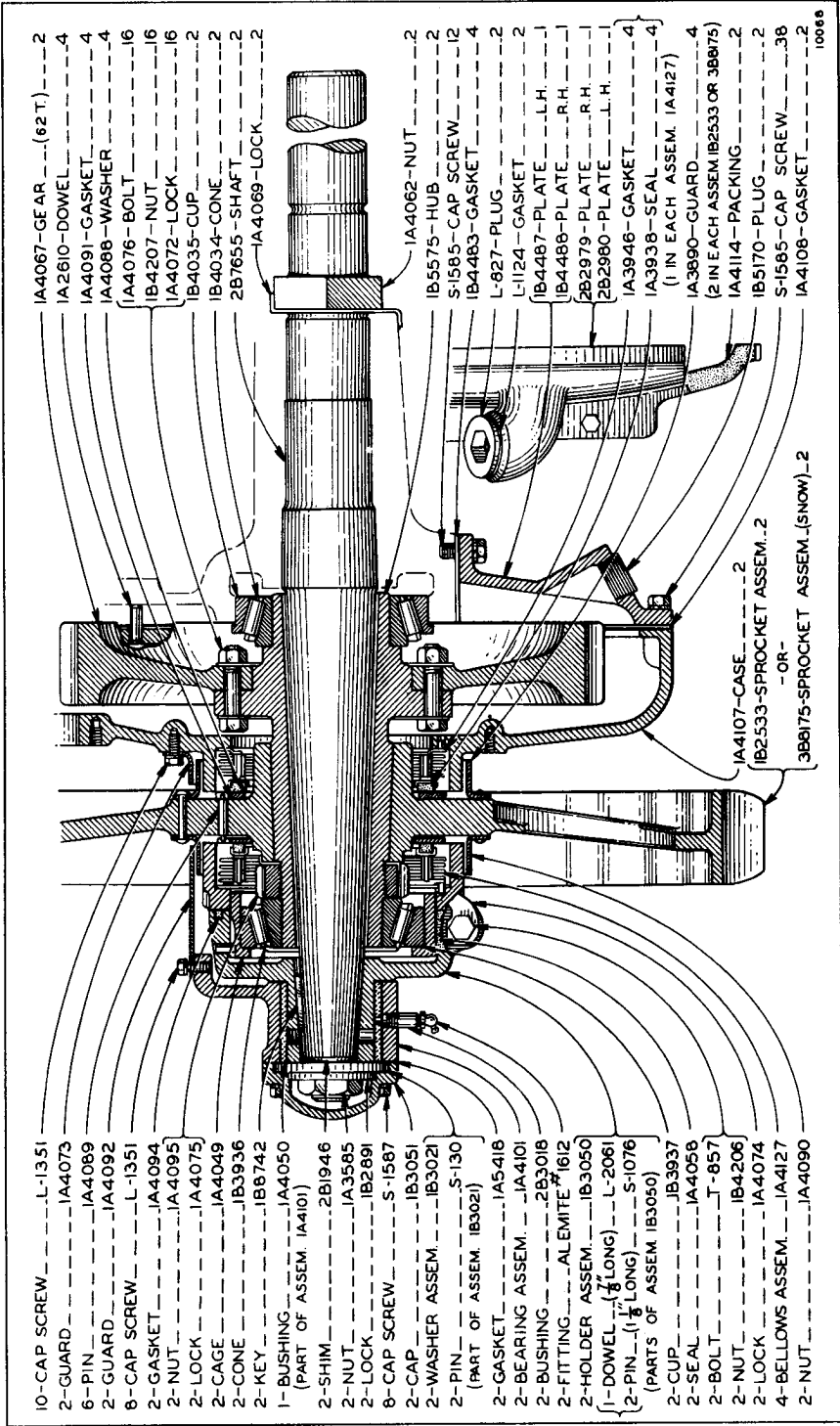
ALWAYS GIVE SERIAL NUMBER WHEN ORDERING PARTS



6907

FINAL DRIVE
 Serial No. 1E963 to 1E1635 Inclusive

ALWAYS GIVE SERIAL NUMBER WHEN ORDERING PARTS



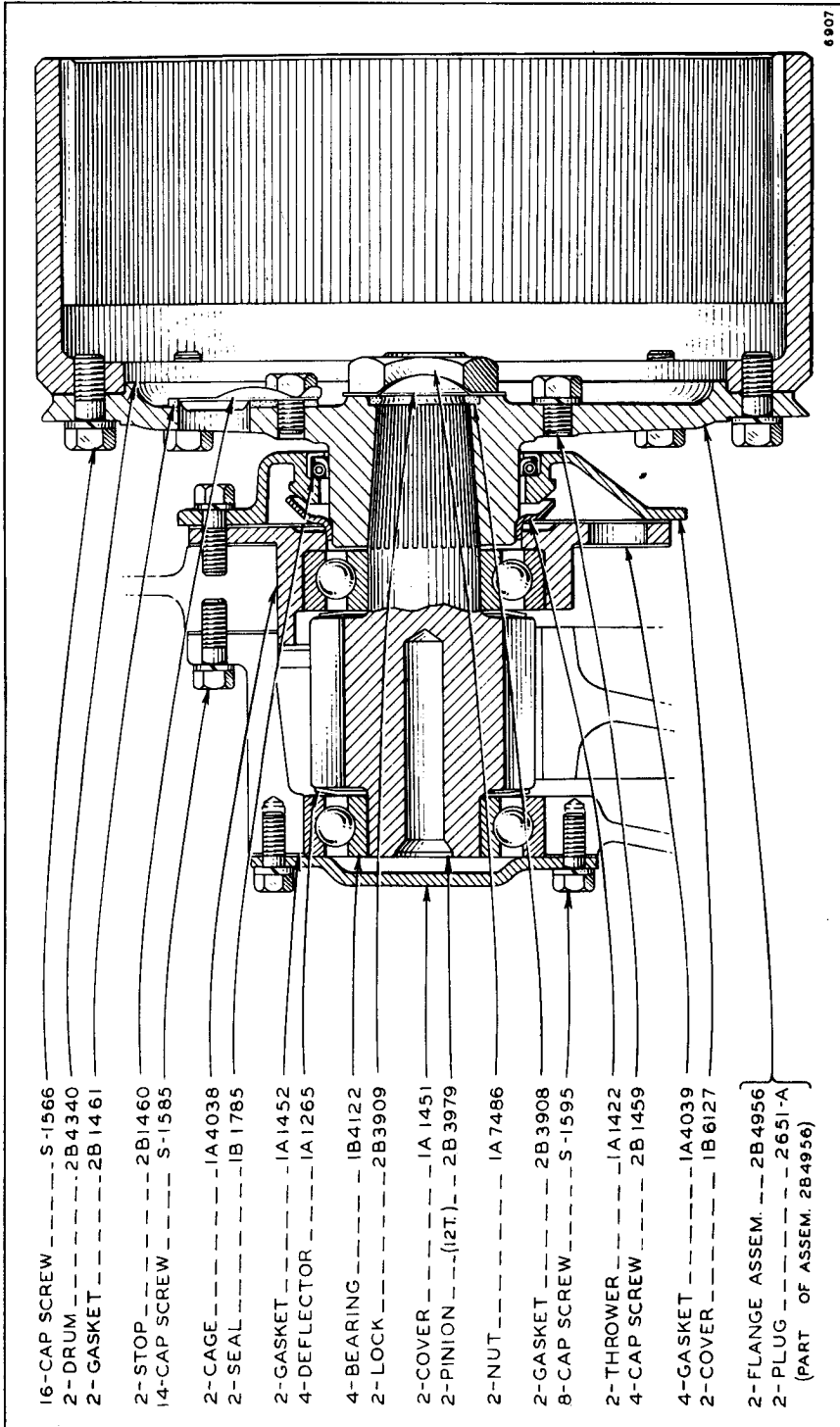
- 10-CAP SCREW...L-1351
- 2-GUARD...IA4073
- 6-PIN...IA4089
- 2-GUARD...IA4092
- 8-CAP SCREW...L-1351
- 2-GASKET...IA4094
- 2-NUT...IA4095
- 2-LOCK...IA4075
- 2-CAGE...IA4049
- 2-CONE...IB3936
- 2-KEY...IB8742
- 1-BUSHING...IA4050
(PART OF ASSEM. IA4101)
- 2-SHIM...2B1946
- 2-NUT...IA3585
- 2-LOCK...IB2891
- 8-CAP SCREW...S-1587
- 2-CAP...IB3051
- 2-WASHER ASSEM...IB3021
- 2-PIN...S-130
(PART OF ASSEM. IB3021)
- 2-GASKET...IA5418
- 2-BEARING ASSEM...IA4101
- 2-BUSHING...2B3018
- 2-FITTING...ALEMITE #1612
- 2-HOLDER ASSEM...IB3050
- 1-DOWEL (1 1/8" LONG)...L-2061
- 2-PIN (1 1/8" LONG)...S-1076
(PARTS OF ASSEM. IB3050)
- 2-CUP...IB3937
- 2-SEAL...IA4056
- 2-BOLT...T-857
- 2-NUT...IB4206
- 2-LOCK...IA4074
- 4-BELLOWS ASSEM...IA4127
- 2-NUT...IA4090

- IA4067-GEAR...(.62 T.)...2
- IA2610-DOWEL...4
- IA4091-GASKET...4
- IA4088-WASHER...4
- IA4076-BOLT...16
- IB4207-NUT...16
- IA4072-LOCK...16
- IB4035-CUP...2
- IB4034-CONE...2
- 2B7655-SHAFT...2
- IA4069-LOCK...2
- IA4062-NUT...2
- IB5575-HUB...2
- S-1565-CAP SCREW...12
- IB4483-GASKET...4
- L-927-PLUG...2
- L-1124-GASKET...2
- IB4487-PLATE...L.H. 1
- IB4488-PLATE...R.H. 1
- 2B2979-PLATE...R.H. 1
- 2B2980-PLATE...L.H. 1
- IA3946-GASKET...4
- IA3938-SEAL...4
- IA3690-GUARD...4
(1 IN EACH ASSEM. IA4127)
- 2 IN EACH ASSEM IB2533 OR 388175
- IA4114-PACKING...2
- IB5170-PLUG...2
- S-1565-CAP SCREW...38
- IA4108-GASKET...2

FINAL DRIVE

Serial No. 1E963 to 1E1635 Inclusive

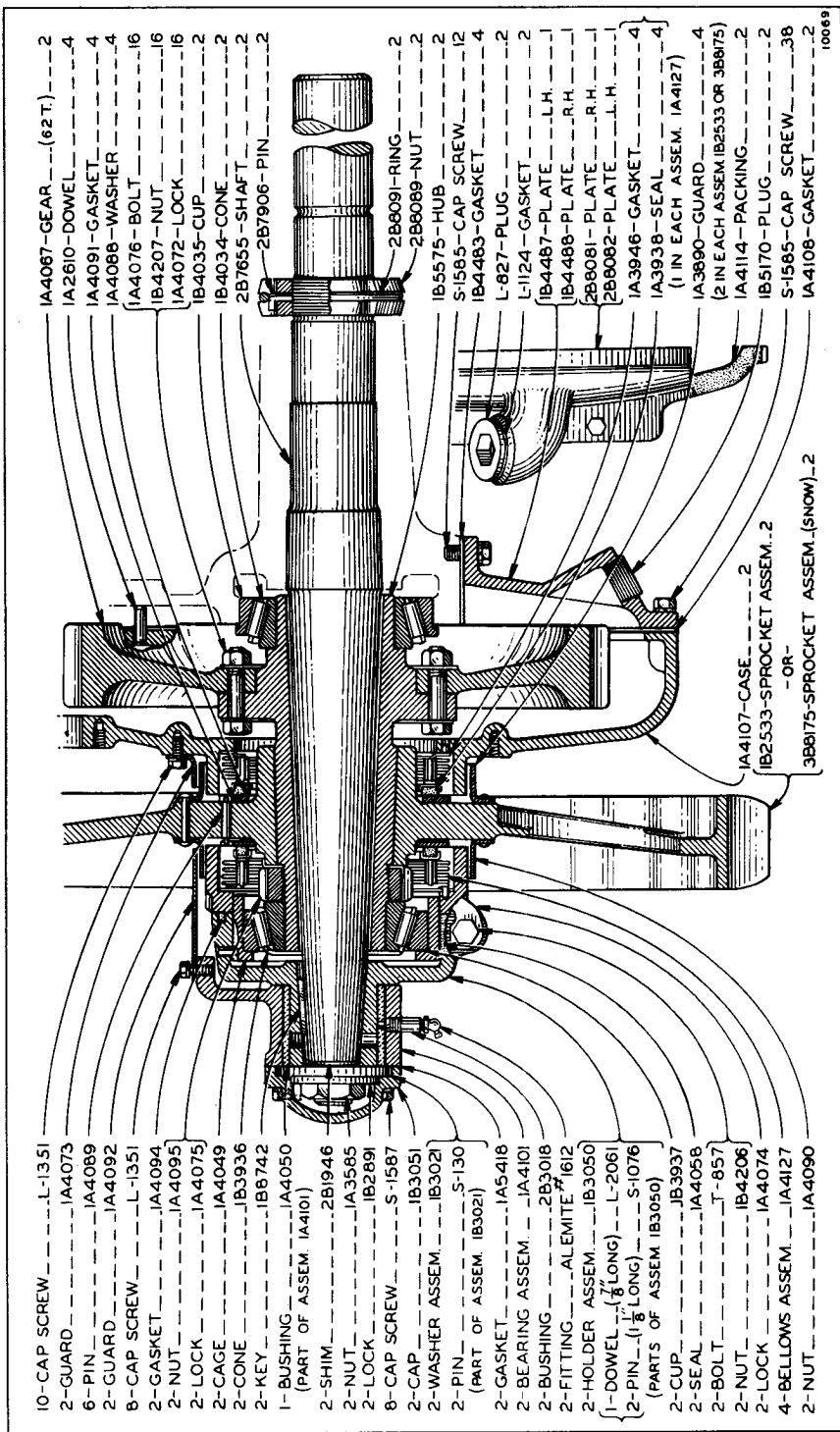
ALWAYS GIVE SERIAL NUMBER WHEN ORDERING PARTS



6907

FINAL DRIVE
 Effective with Serial No. 1E1636

ALWAYS GIVE SERIAL NUMBER WHEN ORDERING PARTS



1A4087-GEAR... (62 T.)... 2
 IA2610-DOWEL... 4
 IA4091-GASKET... 4
 IA4088-WASHER... 4
 IA4076-BOLT... 16
 IB4207-NUT... 16
 IA4072-LOCK... 16
 IB4035-CUP... 2
 IB4034-CONE... 2
 2B7655-SHAFT... 2
 2B7906-PIN... 2

2B8091-RING... 2
 2B8089-NUT... 2
 IB5575-HUB... 2
 S-1585-CAP SCREW... 12
 IB4483-GASKET... 4
 L-827-PLUG... 2
 L-1124-GASKET... 2
 IB4487-PLATE... L.H. 1
 IB4488-PLATE... R.H. 1
 2B8081-PLATE... R.H. 1
 2B8082-PLATE... L.H. 1
 IA3946-GASKET... 4
 IA3938-SEAL... 4
 (1 IN EACH ASSEM. IA4127)
 IA3890-GUARD... 4
 (2 IN EACH ASSEM. IB2533 OR 388175)
 IA4114-PACKING... 2
 IB5170-PLUG... 2
 S-1585-CAP SCREW... 38
 IA4108-GASKET... 2

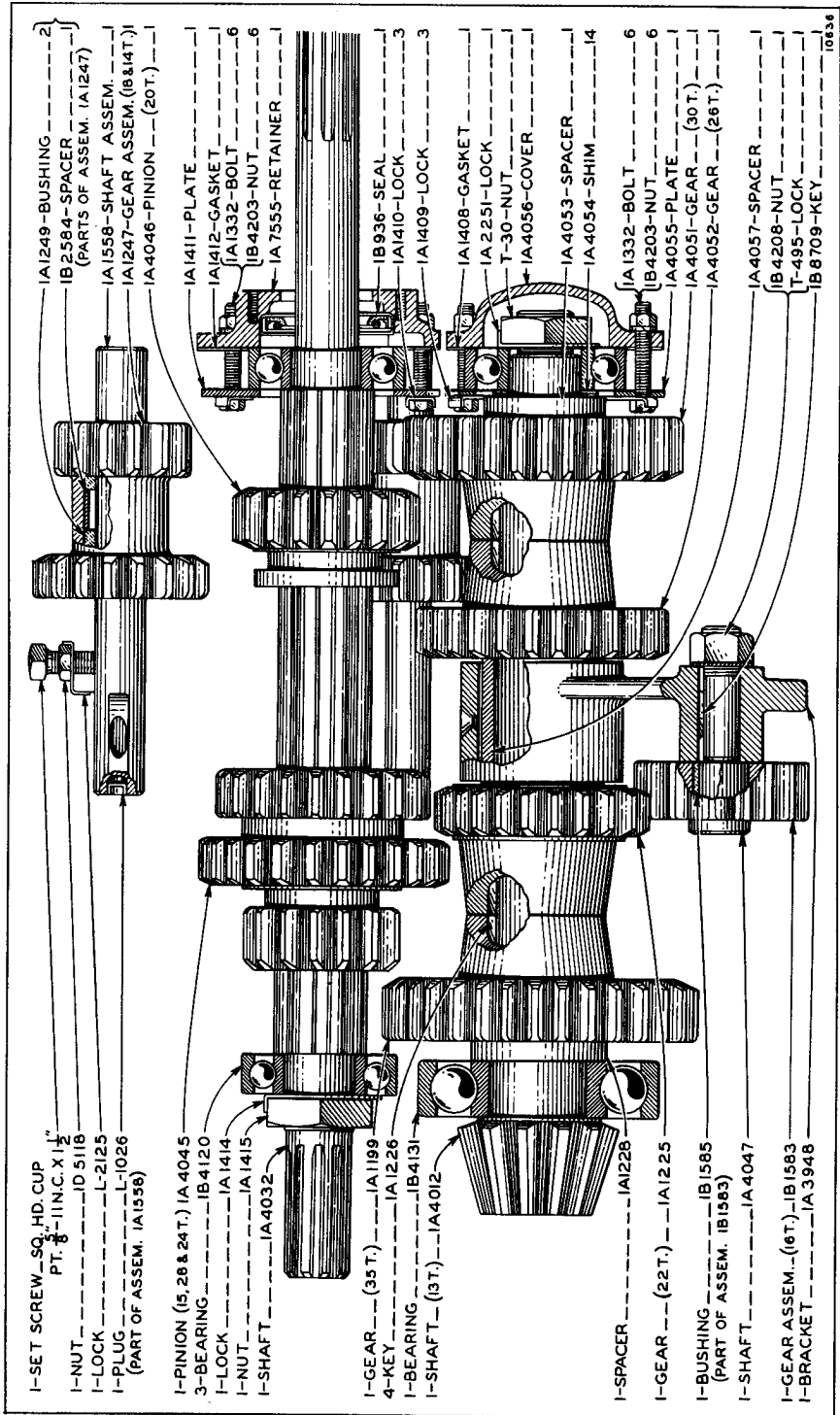
10-CAP SCREW... L-1351
 2-GUARD... IA4073
 6-PIN... IA4089
 2-GUARD... IA4092
 8-CAP SCREW... L-1351
 2-GASKET... IA4094
 2-NUT... IA4095
 2-LOCK... IA4075
 2-CAGE... IA4049
 2-CONE... IB3936
 2-KEY... IB6742
 1-BUSHING... IA4050
 (PART OF ASSEM. IA4101)
 2-SHIM... 2B1946
 2-NUT... IA3585
 2-LOCK... IB2891
 8-CAP SCREW... S-1587
 2-CAP... IB3051
 2-WASHER ASSEM... IB3021
 2-PIN... S-130
 (PART OF ASSEM. IB3021)
 2-GASKET... IA5416
 2-BEARING ASSEM... IA4101
 2-BUSHING... 2B3018
 2-FITTING... ALEMITE 1612
 2-HOLDER ASSEM... IB3050
 {1-DOWEL (1 7/8" LONG)... L-2061
 2-PIN (1 1/8" LONG)... S-1076
 (PARTS OF ASSEM. IB3050)
 2-CUP... JB3937
 2-SEAL... IA4058
 2-BOLT... T-857
 2-NUT... IB4206
 2-LOCK... IA4074
 4-BELLOWS ASSEM... IA4127
 2-NUT... IA4090

IA4107-CASE... 2
 IB2533-SPROCKET ASSEM... 2
 -OR-
 388175-SPROCKET ASSEM. (SNOW)... 2

10069

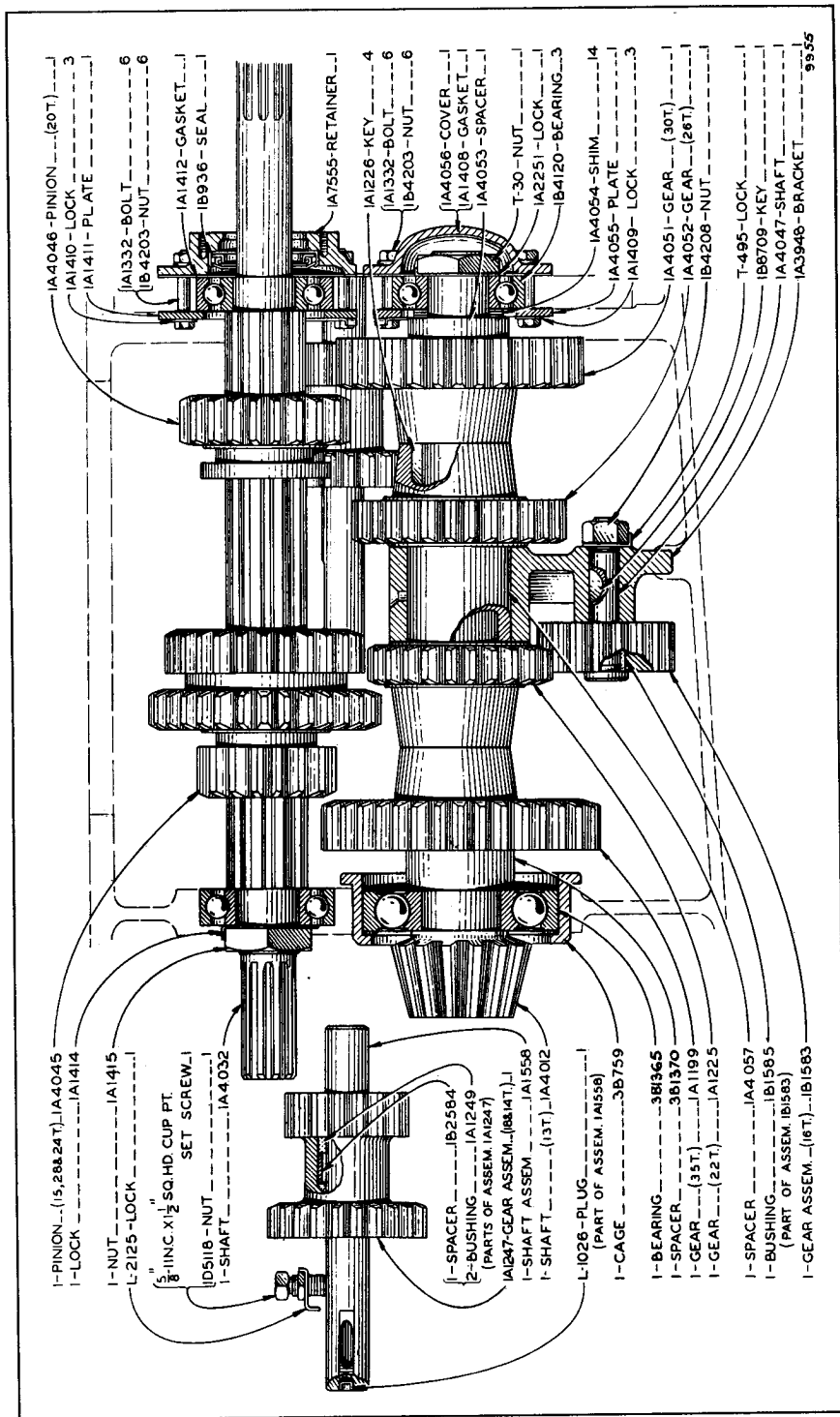
FINAL DRIVE
 Effective with Serial No. 1E1636

ALWAYS GIVE SERIAL NUMBER WHEN ORDERING PARTS



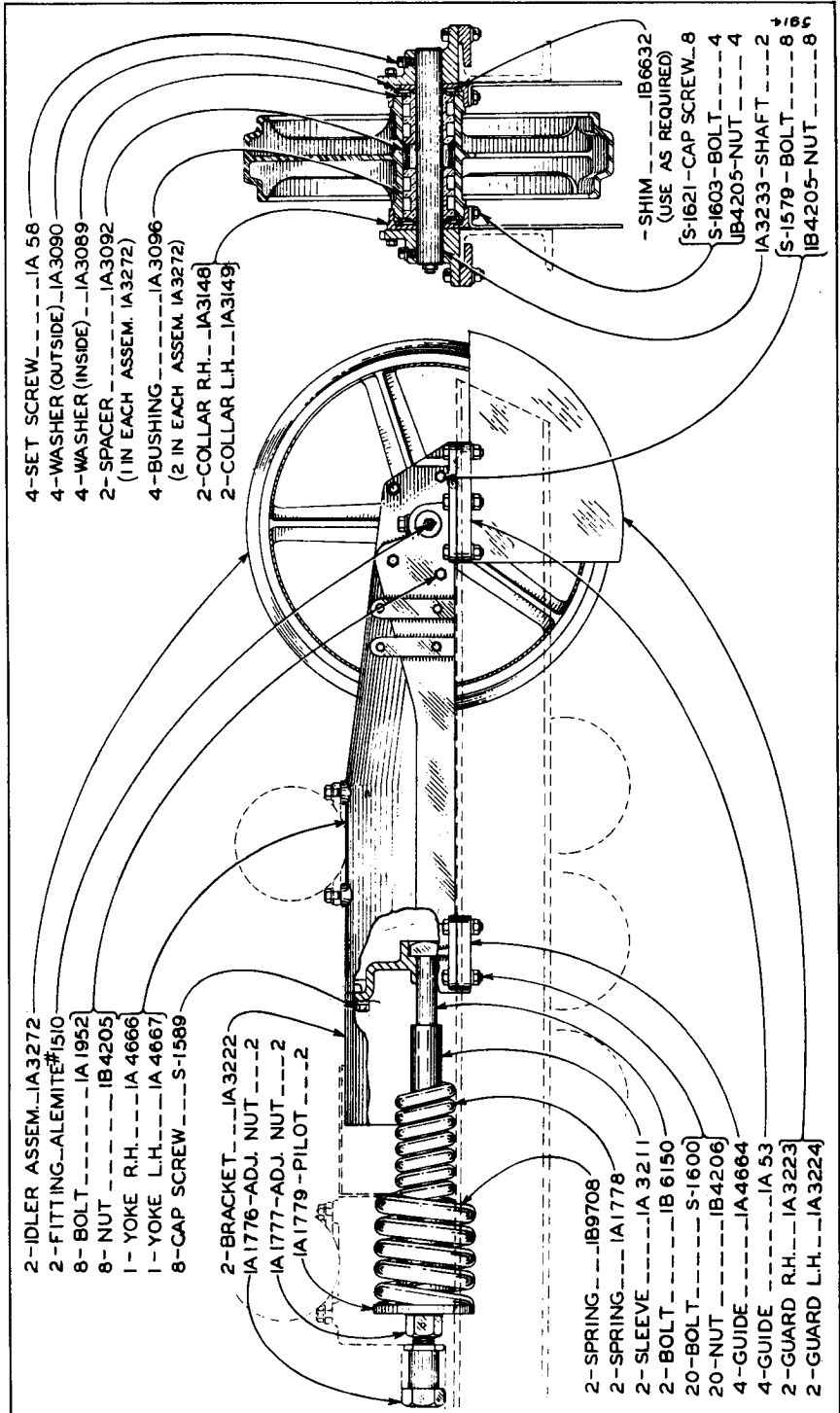
TRANSMISSION
 Serial No. 1E560 to 1E2022 Inclusive

ALWAYS GIVE SERIAL NUMBER WHEN ORDERING PARTS



TRANSMISSION
Effective with Serial No. 1E2023

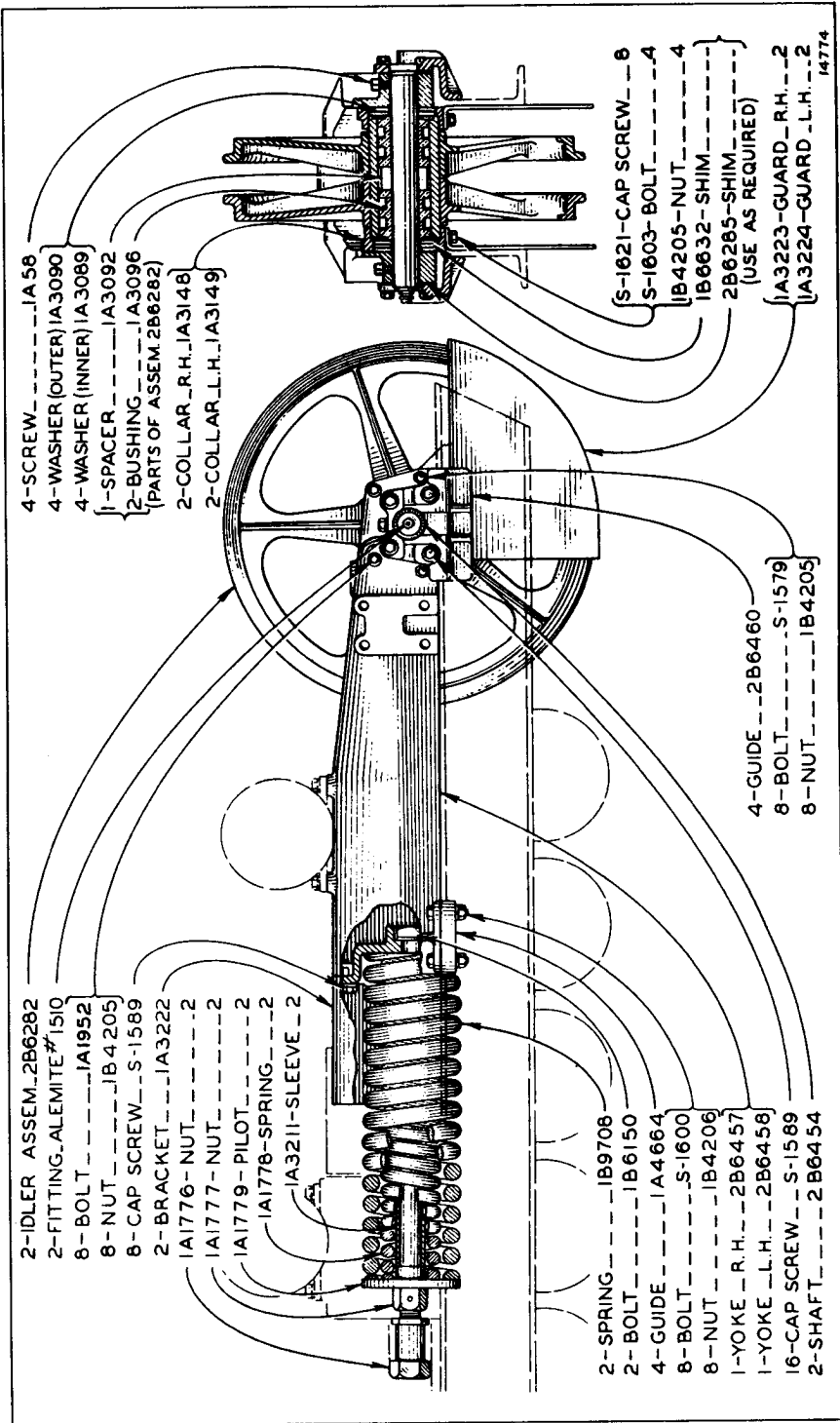
ALWAYS GIVE SERIAL NUMBER WHEN ORDERING PARTS



FRONT IDLER

Serial No. IE560 to IE1350 Inclusive

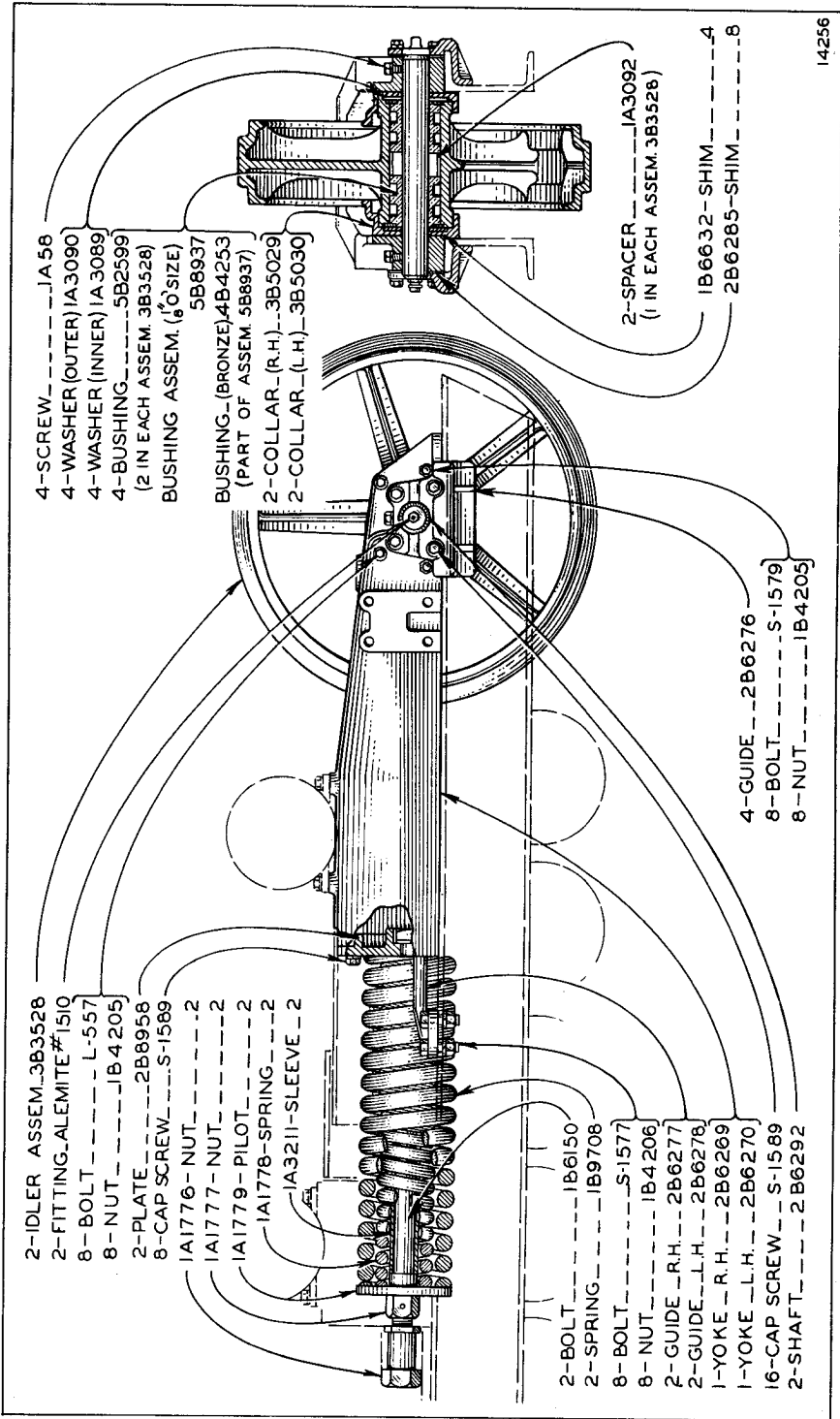
ALWAYS GIVE SERIAL NUMBER WHEN ORDERING PARTS



FRONT IDLER

Serial No. 1E1351 to 1E1681 Inclusive

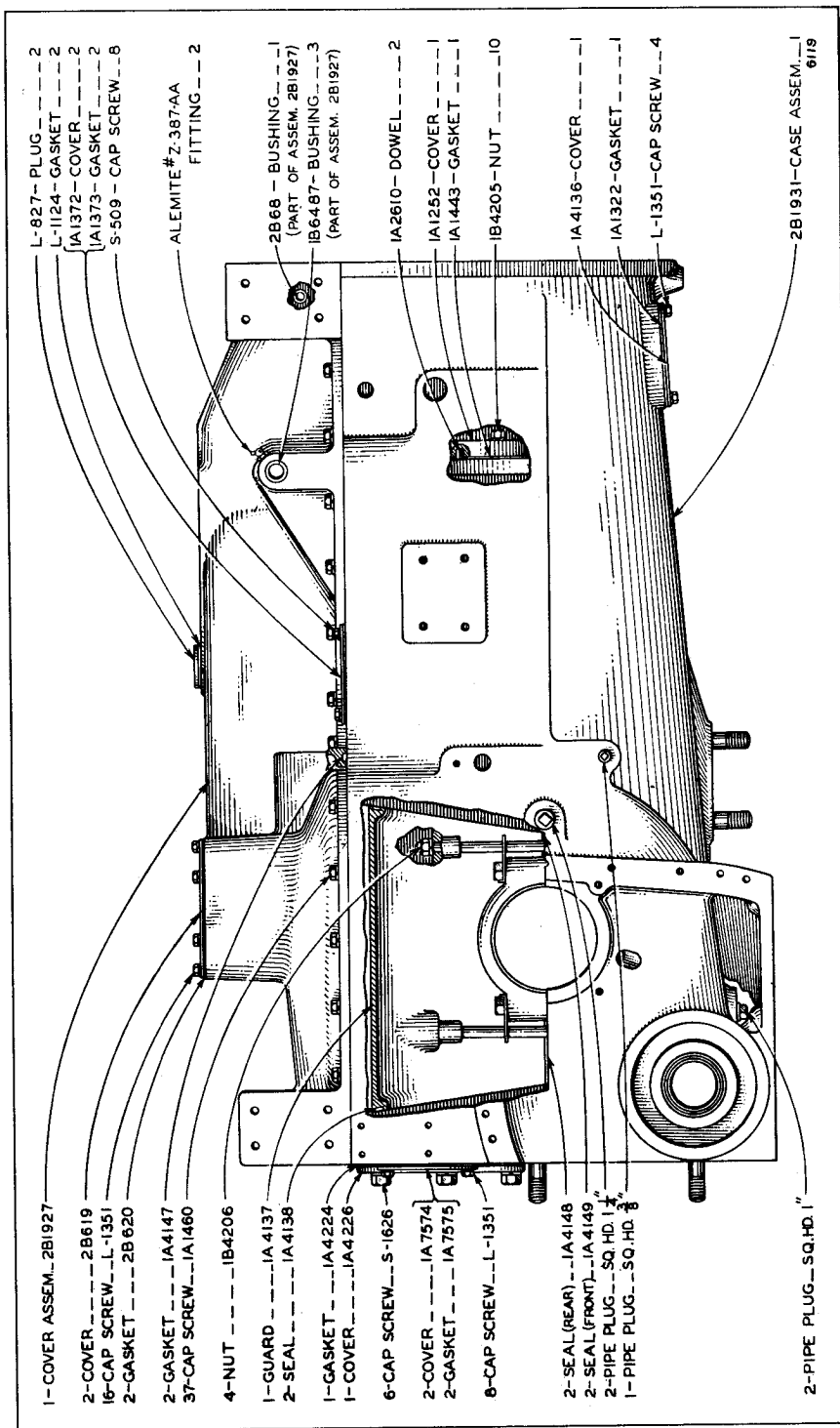
ALWAYS GIVE SERIAL NUMBER WHEN ORDERING PARTS



FRONT IDLER

Effective with Serial No. 1E1682

ALWAYS GIVE SERIAL NUMBER WHEN ORDERING PARTS

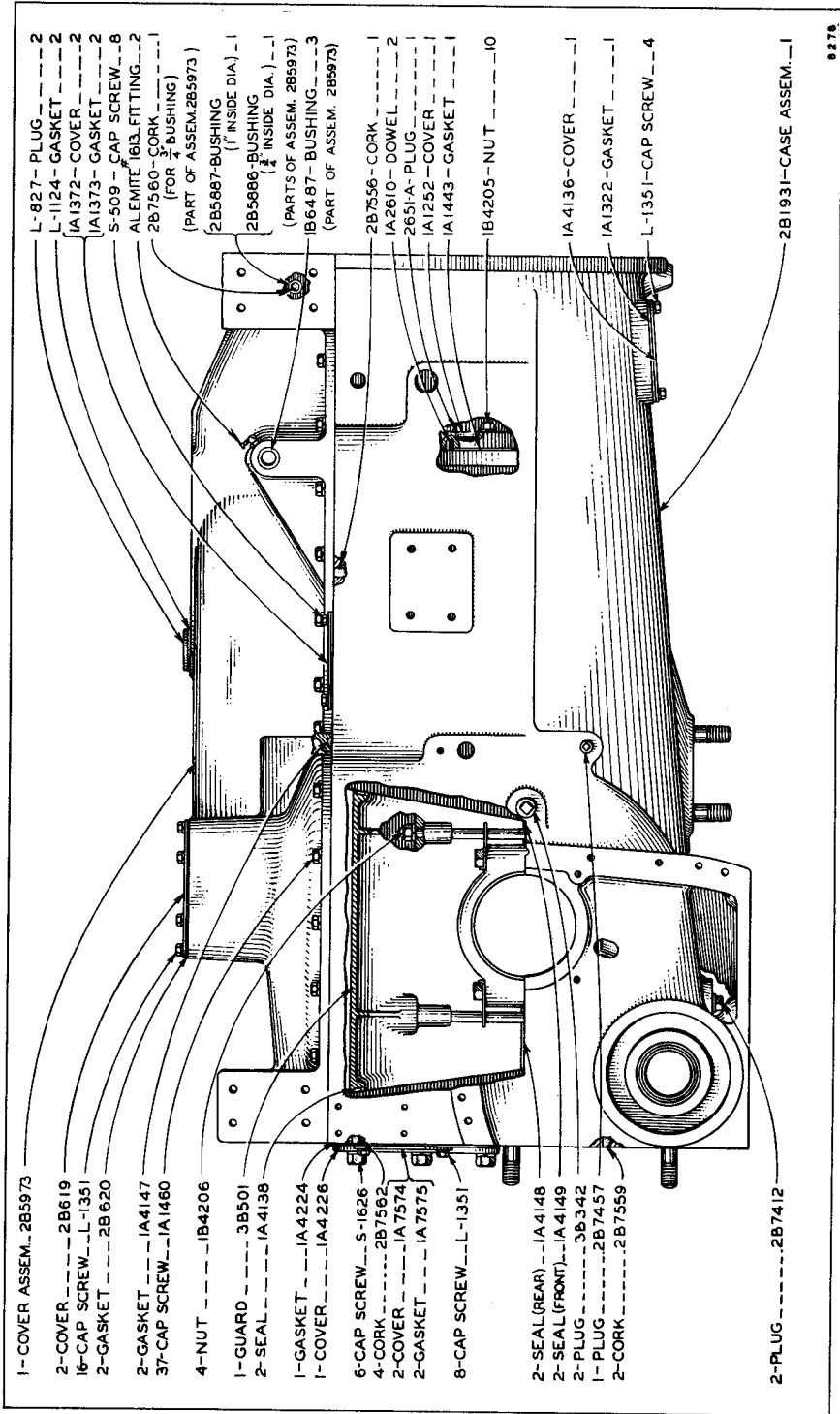


TRANSMISSION CASE AND COVERS

Serial No. 1E560 to 1E1166 Inclusive

2B1931 Case Assembly parts are shown on Page 96

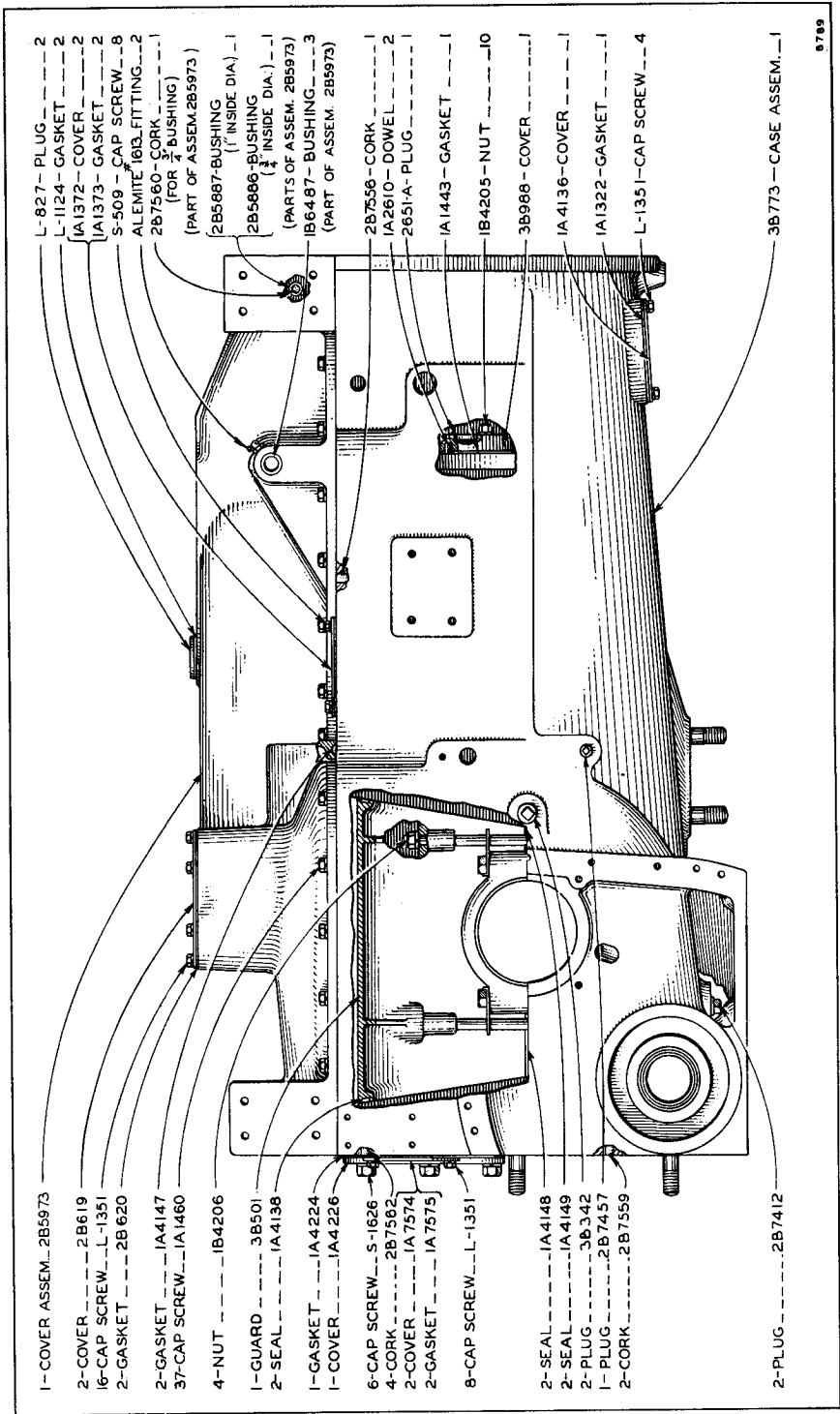
ALWAYS GIVE SERIAL NUMBER WHEN ORDERING PARTS



9279

TRANSMISSION CASE AND COVERS
 Serial No. 1E1167 to 1E2022 Inclusive
 2B1931 Case Assembly parts are shown on Page 96

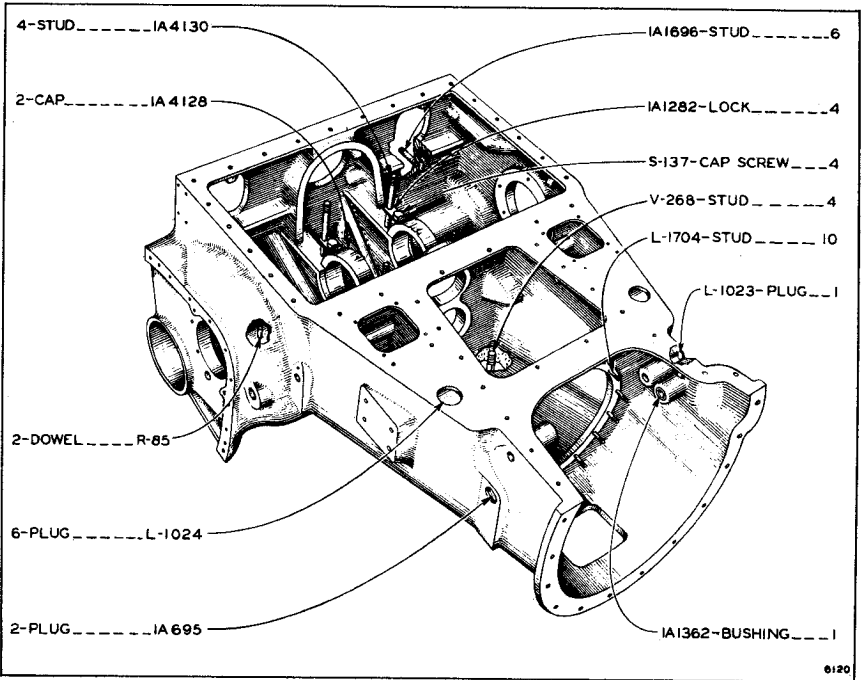
ALWAYS GIVE SERIAL NUMBER WHEN ORDERING PARTS



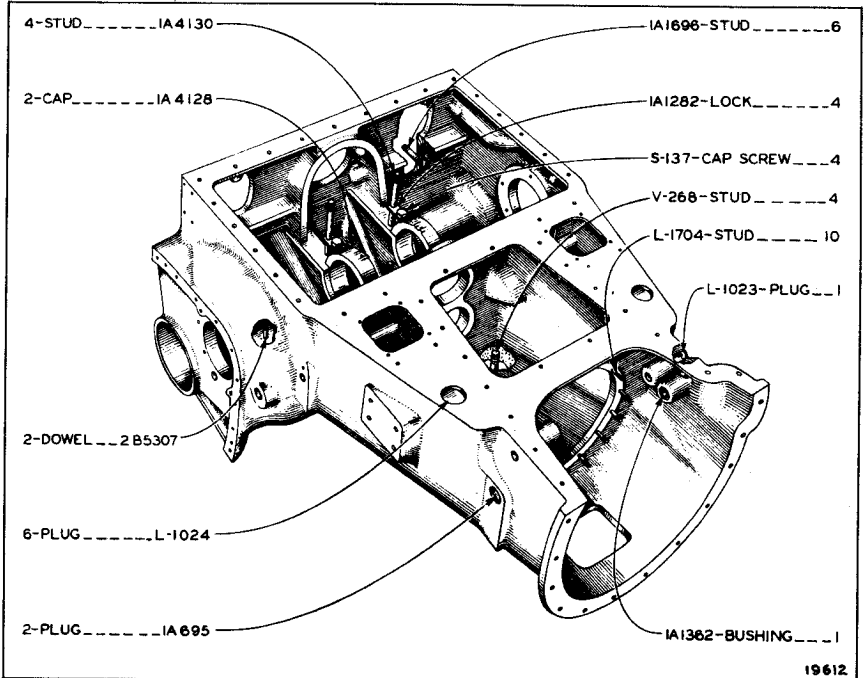
8789

TRANSMISSION CASE AND COVERS
 Effective with Serial No. 1E2023
 3B773 Case Assembly parts are shown on Page 97

ALWAYS GIVE SERIAL NUMBER WHEN ORDERING PARTS

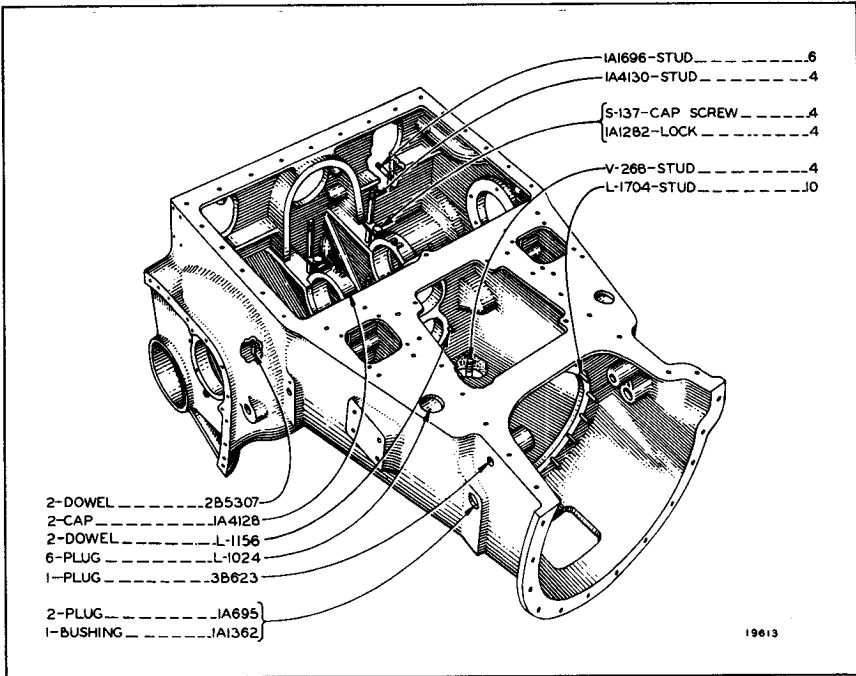


2B1931 TRANSMISSION CASE ASSEMBLY (First Type)
 Serial No. 1E560 to 1E1166 Inclusive

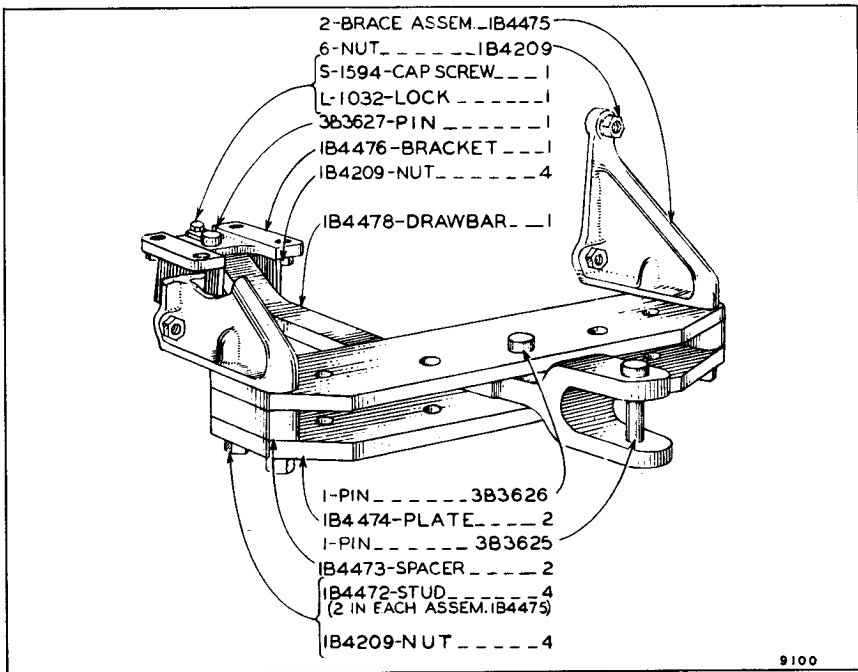


2B1931 TRANSMISSION CASE ASSEMBLY (Second Type)
 Serial No. 1E1167 to 1E2022 Inclusive

ALWAYS GIVE SERIAL NUMBER WHEN ORDERING PARTS

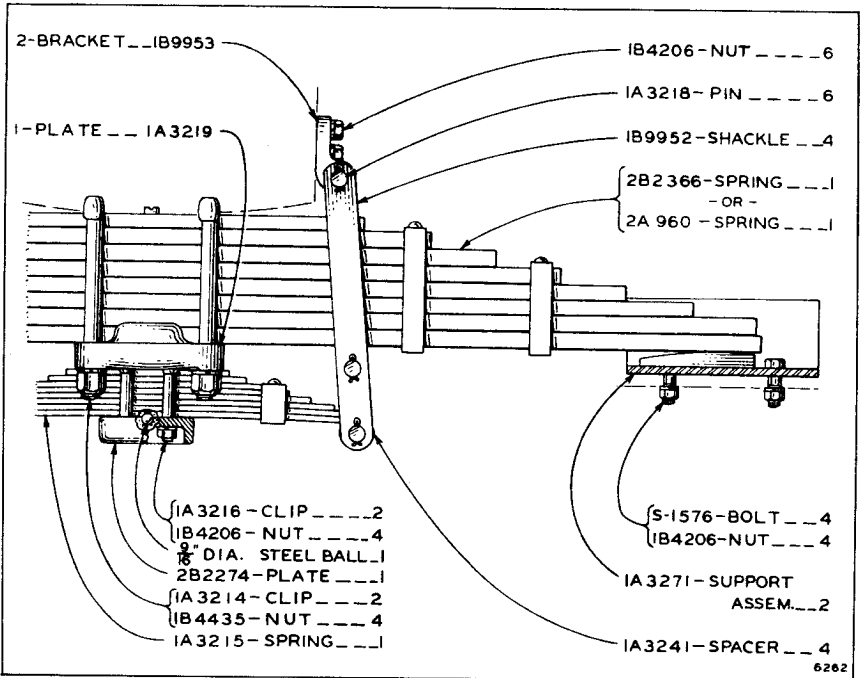


3B773 TRANSMISSION CASE ASSEMBLY
Effective with Serial No. 1E2023



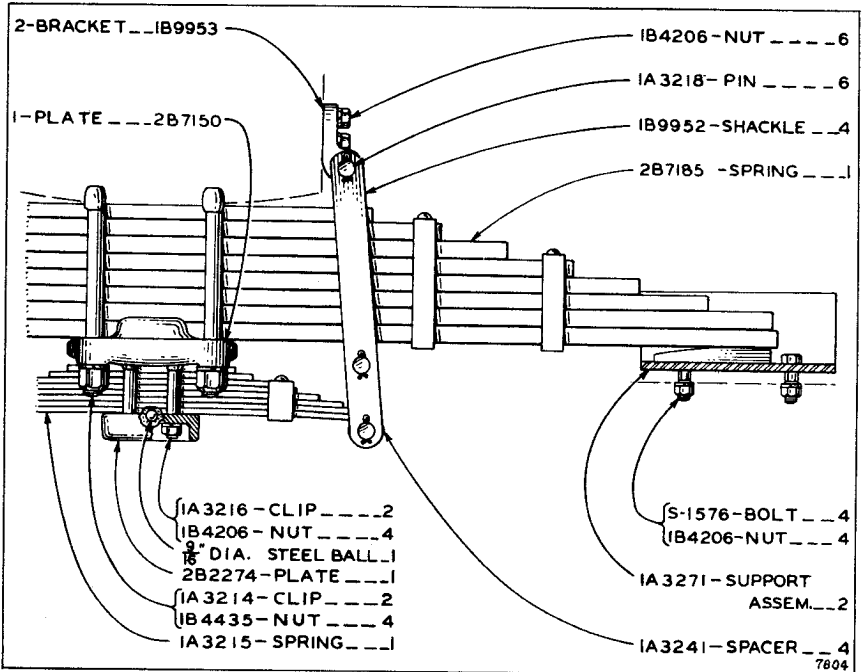
DRAWBAR

ALWAYS GIVE SERIAL NUMBER WHEN ORDERING PARTS



EQUALIZER SPRING

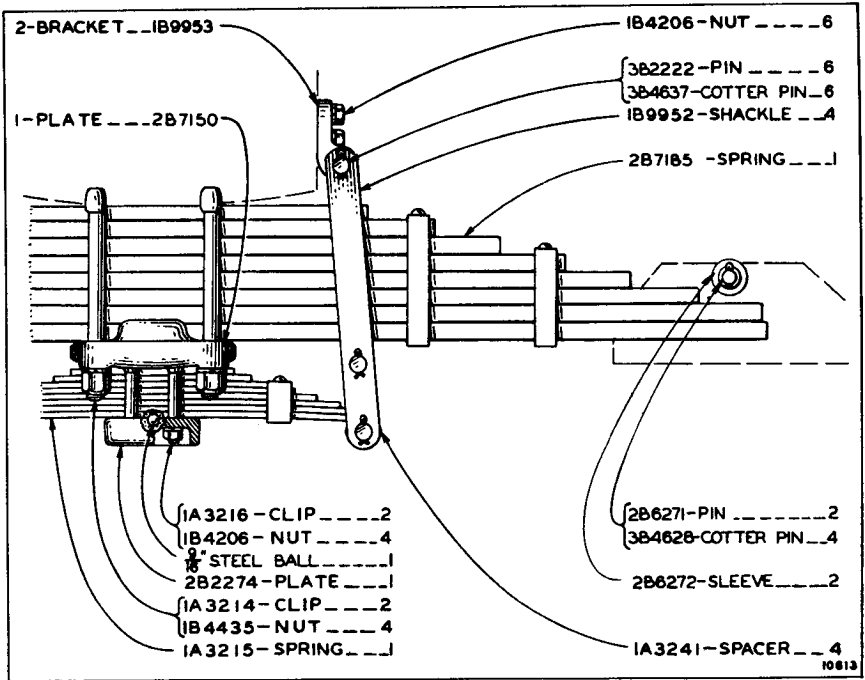
Serial No. IE560 to IE1492 Inclusive



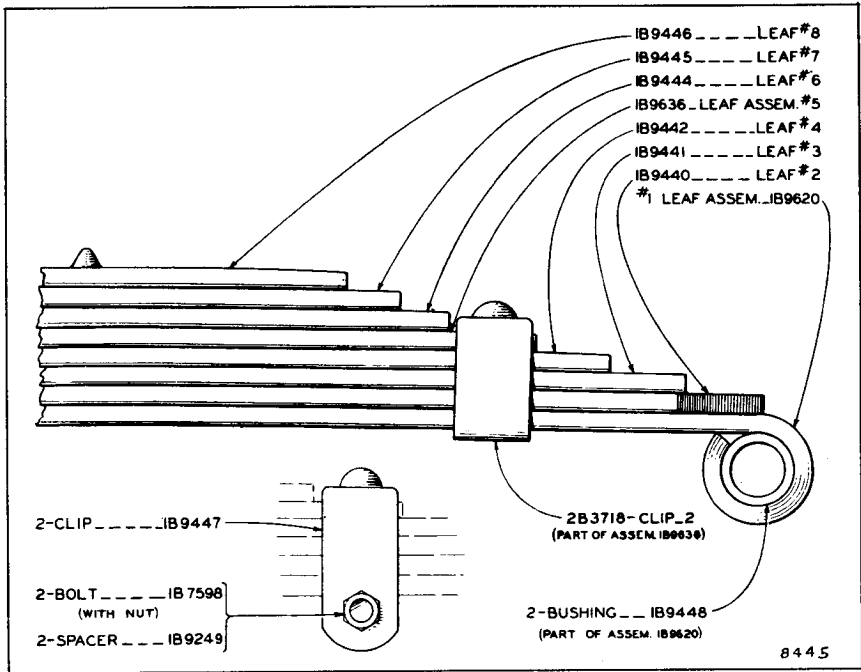
EQUALIZER SPRING

Serial No. IE1493 to IE1681 Inclusive

ALWAYS GIVE SERIAL NUMBER WHEN ORDERING PARTS



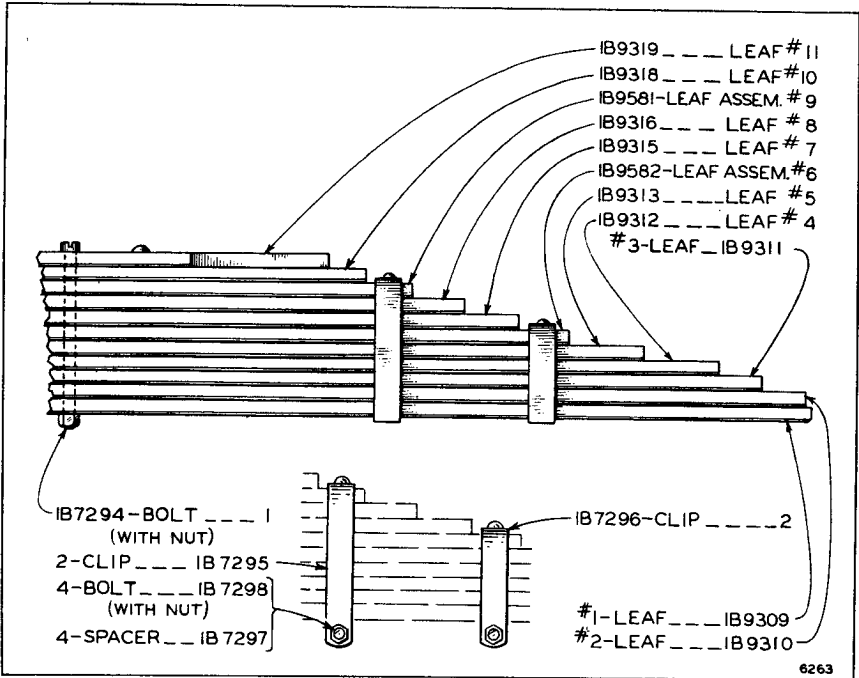
EQUALIZER SPRING
Effective with Serial No. 1E1682



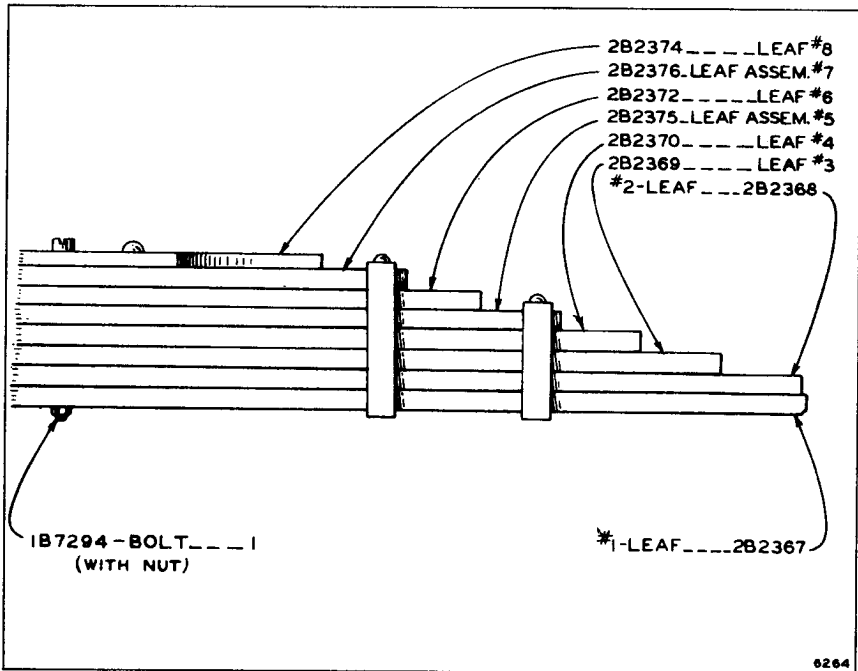
IA3215 SPRING

ALWAYS GIVE SERIAL NUMBER WHEN ORDERING PARTS

"CATERPILLAR" FIFTY TRACTOR

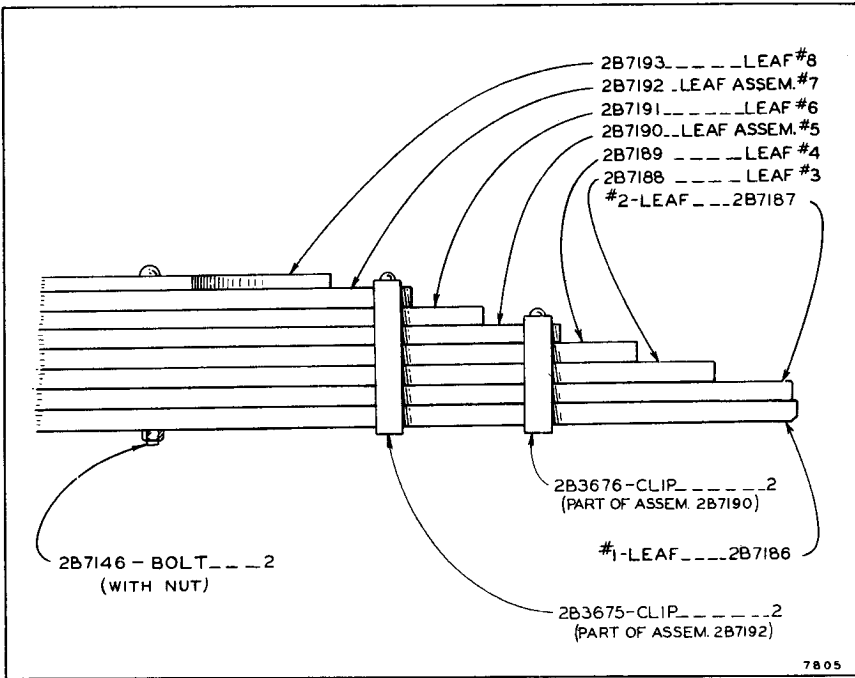


2A960 SPRING
 Serial No. 1E560 to 1E1492 Inclusive



2B2366 SPRING
 Serial No. 1E560 to 1E1492 Inclusive

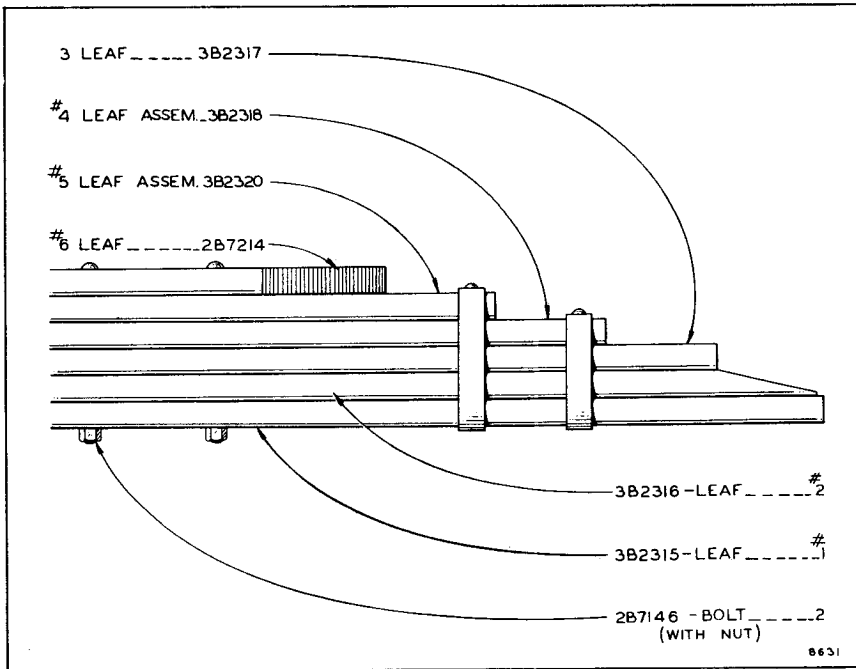
ALWAYS GIVE SERIAL NUMBER WHEN ORDERING PARTS



2B7185 SPRING

Effective with Serial No. 1E1493

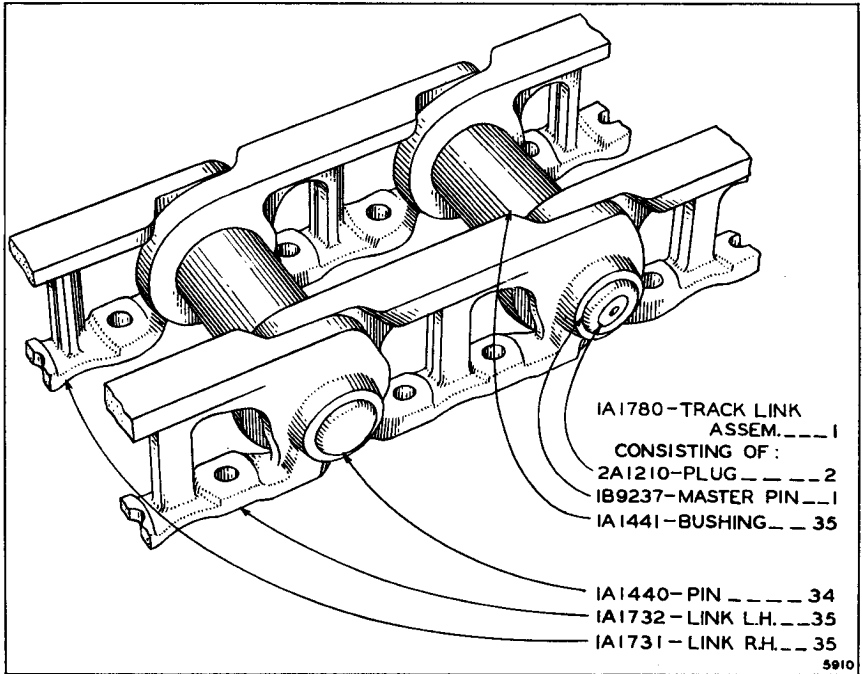
Only separate parts serviced. When complete Spring is required order 3B2314



3B2314 SPRING

Effective with Serial No. 1E1493

ALWAYS GIVE SERIAL NUMBER WHEN ORDERING PARTS



TRACK LINK ASSEMBLY (2 Assemblies Req'd.)
 6B1463 Track Pin and Bushing Group consists of complete set of Pins and Bushings for one Track

Name	Complete Track Group (Hardware included) 2 Req'd. per Tractor	Shoe (35 Req'd. For One Track)
8" Grouser Shoe	1B2082	1B2271
8" " " H.T.	1B2452	1B2461
10" " " " "	1B2083	1B2272
10" " " " H.T.	1B2453	1B2462
12" " " " "	1B2084	1B2273
12" " " " H.T.	1B2454	1B2463
14" Semi-Skeleton Snow Shoe H.T.	2B9891	2B9892 (S.S. - 17 Req'd.) 2B9893 (D.S. - 18 Req'd.)
15" Grouser Shoe	1A1781	1A1462
15" " " " H.T.	1B893	1B892
15" Flat Shoe (Type A)	1B2086	1B2280
15" Skeleton Shoe	1B2087	1B2285
16" Semi-Skeleton Snow Shoe H.T.	3B3569	3B3567 (S.S. - 17 Req'd.) 3B3566 (D.S. - 18 Req'd.)
18" Grouser Shoe	1B2085	1B2274
18" " " " H.T.	1B2455	1B2464
18" Semi-Skeleton Grouser Shoe H.T.	2B7875	2B7686
18" " " " Snow Shoe H.T.	3B3486	3B3499 (S.S. - 17 Req'd.) 3B3500 (D.S. - 18 Req'd.)
18" Grouser Shoe-1" Offset R.H.	2B5069 (1 Req'd.)	2B5071
18" " " " " " L.H.	2B5070 (1 Req'd.)	2B5072
18" Snow Shoe	2B7334	2B7335 (S.S. - 17 Req'd.) 2B7333 (D.S. - 18 Req'd.)
20" Flat Shoe (Type B)	*3B8480	3B8456
20" Grouser Shoe-1" Offset R.H.	1B8641 (1 Req'd.)	1B8683
20" " " " " " L.H.	1B8642 (1 Req'd.)	1B8684
20" " " " " " R.H.-H.T.	1B8775 (1 Req'd.)	1B8797
20" " " " " " L.H.-H.T.	1B8776 (1 Req'd.)	1B8798
20" " " " " " H.T.	*2B8499	2B5047
22" " " " " " H.T.	*2B8495	2B5312
22" " " " " " 2" Offset R.H.	2B8921 (1 Req'd.)	2B8459
22" " " " " " " L.H.	2B8922 (1 Req'd.)	2B8460
22" Flat Shoe (Type B)	*3B1918	3B1901
24" Grouser Shoe H.T.	*2B8491	2B5314
24" Angle Shoe	*3B3389	3B1448
30" Grouser Shoe H.T.	*2B6515	2B6530

1A1493 Track Shoe Bolt - 140 Req'd. for one Track

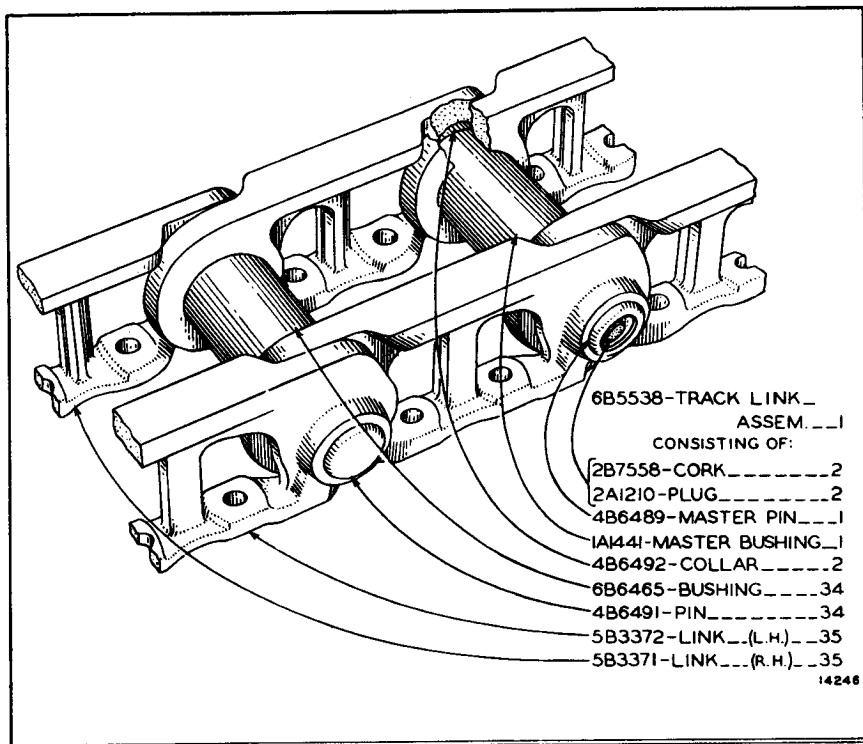
1B8433 Nut (Used with 1A1493)

3B84510 Lockwasher (Used with 1A1493)

H.T. - Heat Treated S.S. - Single Spike D.S. - Double Spike

* For 74" Gauge Models Only

PLACE THIS INSERT BETWEEN PAGES 102 & 103 IN FORM 9203—PARTS CATALOG FOR DIESEL FIFTY TRACTOR




name	Complete Track Group (hardware included) 2 Req'd. per Tractor	Shoe (35 Req'd. For One Track)
8" Grouser Shoe	6B5622	182271
8" " " H.T.	6B5623	182461
10" " " " "	6B5624	182272
10" " " H.T.	6B5625	182462
12" " " " "	6B5626	182273
12" " " H.T.	6B5627	182463
14" Semi-Skeleton Snow Shoe H.T.	6B5628	2B9892 (S.S. - 17 Req'd.) 2B9893 (D.S. - 18 Req'd.)
15" Grouser Shoe	6B5629	1A1462
15" " " H.T.	6B5630	18892
15" Flat Shoe (Type A)	6B5632	182280
15" Skeleton Shoe	6B5631	182285
16" Semi-Skeleton Snow Shoe H.T.	6B5633	3B3567 (S.S. - 17 Req'd.) 3B3566 (D.S. - 18 Req'd.)
18" Grouser Shoe	6B5634	182274
18" " " H.T.	6B5637	182464
16" Semi-Skeleton Snow Shoe H.T.	6B5638	3B3499 (S.S. - 17 Req'd.) 3B3500 (D.S. - 18 Req'd.)
18" Grouser Shoe-1" Offset R.H.	6B5635 (1 Req'd.)	285071
18" " " 1" " L.H.	6B5636 (1 Req'd.)	285072
20" Flat Shoe (Type B)	*6B5645	3B8456
20" Grouser Shoe-1" Offset R.H.	6B5641 (1 Req'd.)	188683
20" " " 1" " L.H.	6B5642 (1 Req'd.)	188684
20" " " 1" " R.H.-H.T.	6B5643 (1 Req'd.)	188797
20" " " 1" " L.H.-H.T.	6B5644 (1 Req'd.)	188798
20" " " " H.T.	*6B5640	285047
22" " " " H.T.	*6B5646	285312
22" " " 2" Offset R.H.	6B5647 (1 Req'd.)	284919
22" " " 2" " L.H.	6B5648 (1 Req'd.)	284920
24" " " " H.T.	*6B5649	285314
24" Angle Shoe	*6B5650	3B1448
30" Grouser Shoe H.T.	6B5651	286530

1A1493 Track Shoe Bolt - 140 Req'd. for one Track
 18A433 Nut (Used with 1A1493)
 3B4510 Lockwasher (Used with 1A1493)
 H.T. - Heat Treated S.S. - Single Spike D.S. - Double Spike
 * For 74" Gauge Models only

21830

TRACK LINK ASSEMBLY—Counterbored (2 Assemblies Req'd)
 6B6982 Track Pin and Bushing Group consists of a complete set
 of Pins and Bushings for one Track

ONLY "CATERPILLAR" PARTS GIVE "CATERPILLAR" PERFORMANCE



**NO MATTER HOW OLD...YOUR CAT
MACHINE WILL ALWAYS HAVE PARTS BACKING**

So long as you have Caterpillar equipment, you will be able to get genuine Caterpillar parts that fit precisely. A Caterpillar machine, old or new, will never be a "parts orphan"—you will have less down time because parts are available from your Caterpillar Dealer.

**No importa cuán vieja sea su máquina... Usted
podrá encontrar siempre repuestos para ella**

Toda vez que usted use equipo Caterpillar, usted podrá encontrar repuestos genuinos Caterpillar que acomodarán perfectamente. Una máquina Caterpillar, vieja o nueva, está siempre protegida... y sufrirá menos paros forzosos porque contará con un servicio de repuestos.

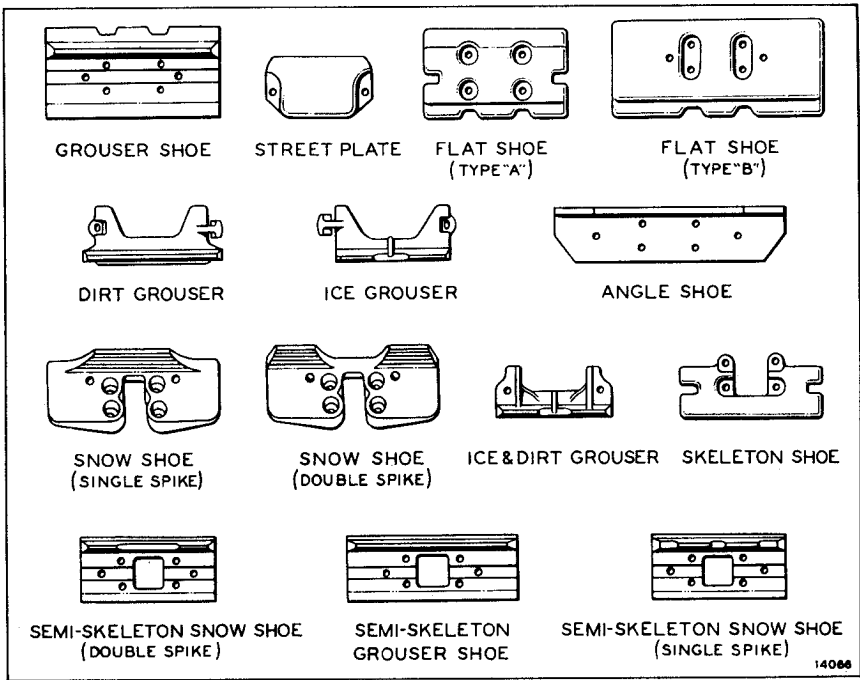
**Por mais antiga que seja... você sempre
obtem peças para a sua máquina "Cat"**

Enquanto você tiver máquinas Caterpillar, você sempre terá para elas, genuinas peças Caterpillar. As máquinas Caterpillar, antigas ou novas, nunca ficam paradas por falta de peças. E sofrem menos paradas forçadas porque o distribuidor Caterpillar tem peças de substituição.

**Pas de limite d'âge pour les machines Caterpillar
Vous trouvez toujours la pièce qu'il vous faut**

Aussi longtemps que vous conserverez votre matériel Caterpillar, vous trouverez sans difficulté des pièces de rechange rigoureusement interchangeables sans ajustage. Votre investissement est protégé parce que vos machines ne sont jamais longtemps immobilisées; vous pouvez obtenir des pièces d'origine chez les concessionnaires Caterpillar.

SPECIFY GENUINE CATERPILLAR PARTS



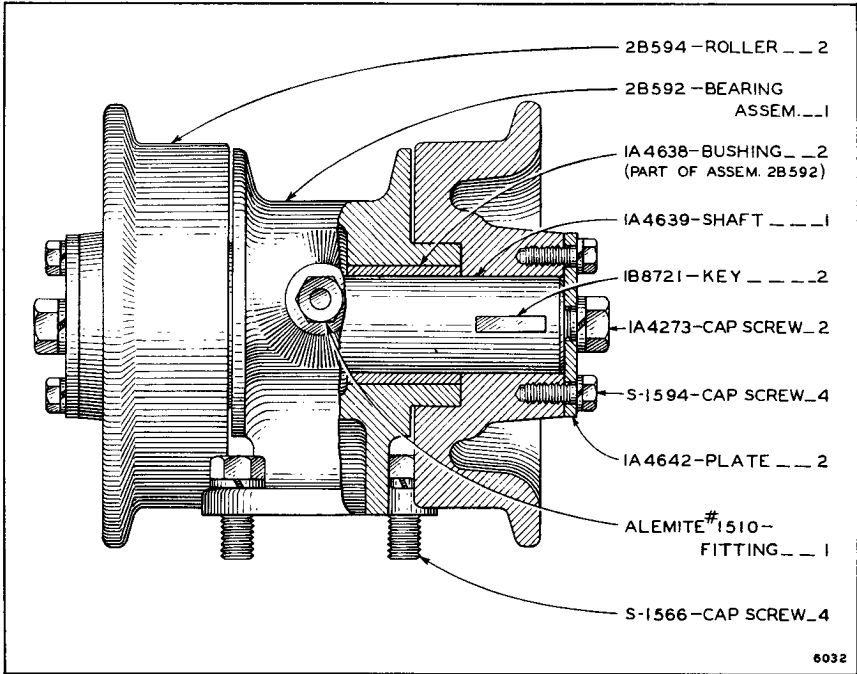
TRACK SHOES, GROUSERS AND STREET PLATES

Name	Group Numbers (Hardware Included)		Grouser or Street Plate			
	Full Set	Half Set	Part Number	Full Set Quantity	Half Set Quantity	For Use On Track Shoes
Ice & Dirt Grouser	182072	283482	182277	70	36	1A1462, 1B892, 1B2273, 1B2274, 1B2463, 1B2464, 1B8683, 1B8684, 1B8797, 1B8798, 2B4919, 2B4920, 2B5047, 2B5071, 2B5072, 2B5312, 2B5314, 2B6530, 2B7686, 2B9892, 2B9893, 3B3499, 3B3500, 3B3566, 3B3567
Street Plate	181669	2B3485	1B1670	70	36	
Ice Grouser	182074	2B3484	1B854 R.H. 1B855 L.H.	35 35	18 18	182280 & 182285
Dirt Grouser	182073	2B3483	1B2275 R.H. 1B2276 L.H.	35 35	18 18	182280

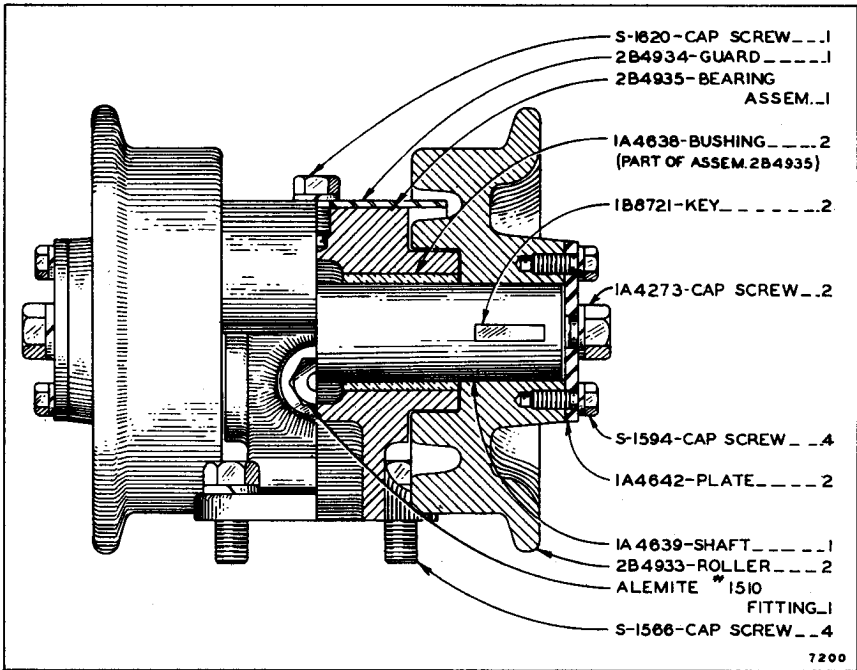
- S-1576 Bolt - 2 Req'd. for each Grouser 182277
- S-1578 Bolt - 2 Req'd. for each Street Plate 1B1670
- 1B4206 Nut (Used with S-1576 & S-1578)
- 3B4510 Lockwasher (Used with S-1576 & S-1578)
- 2904-A Bolt - 1 Req'd. for each Grouser 1B854, 1B855, 1B2275 & 1B2276
- 1B4332 Nut (Used with 2904-A)
- 2B69-A Washer (Used with 2904-A)
- 3B4514 Lockwasher (Used with 2904-A)

21069

ALWAYS GIVE SERIAL NUMBER WHEN ORDERING PARTS

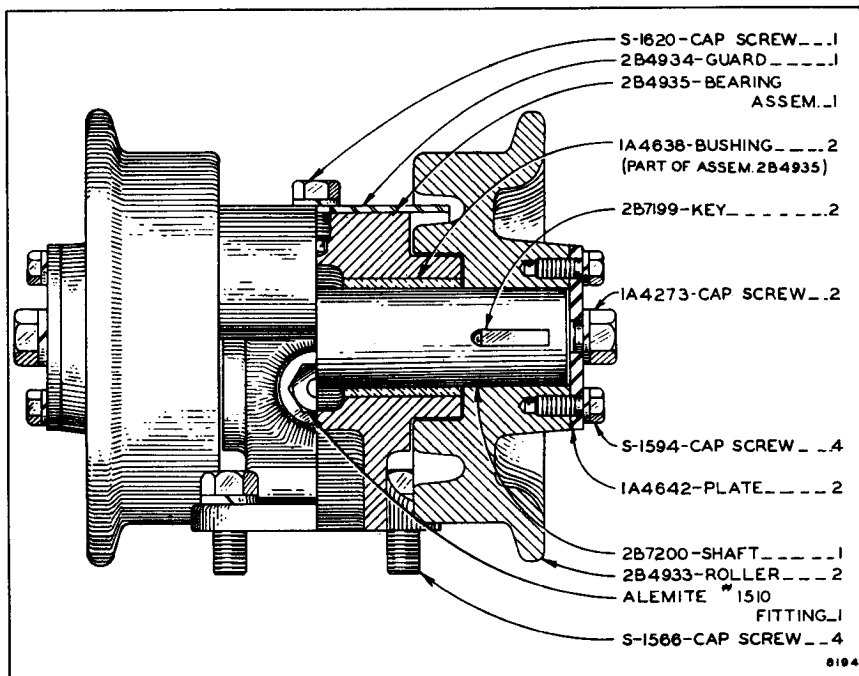


TRACK CARRIER ROLLER (4 Groups Req'd.)
 Serial No. 1E560 to 1E1012 Inclusive

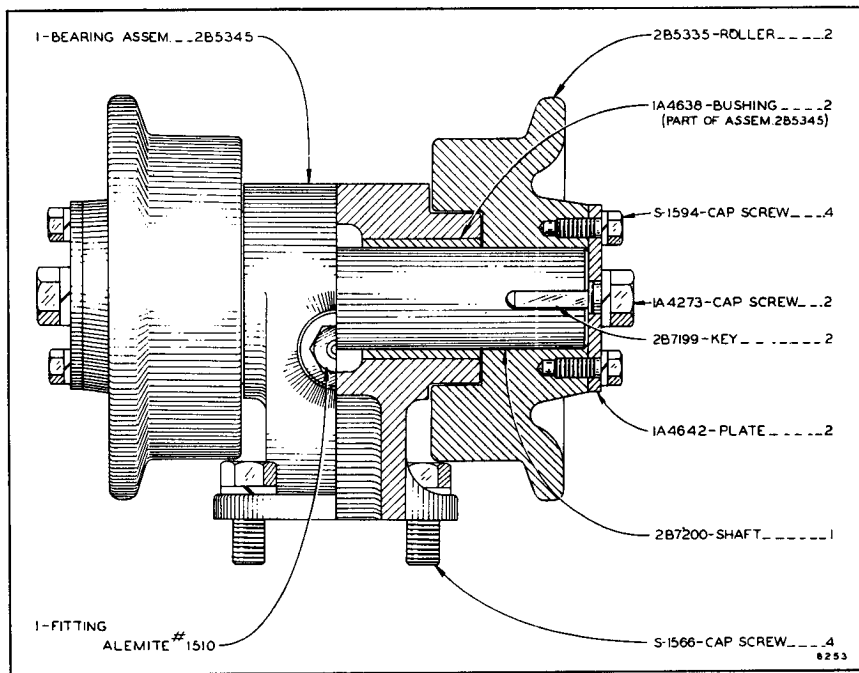


TRACK CARRIER ROLLER (4 Groups Req'd.)
 Serial No. 1E1013 to 1E1568 Inclusive

ALWAYS GIVE SERIAL NUMBER WHEN ORDERING PARTS

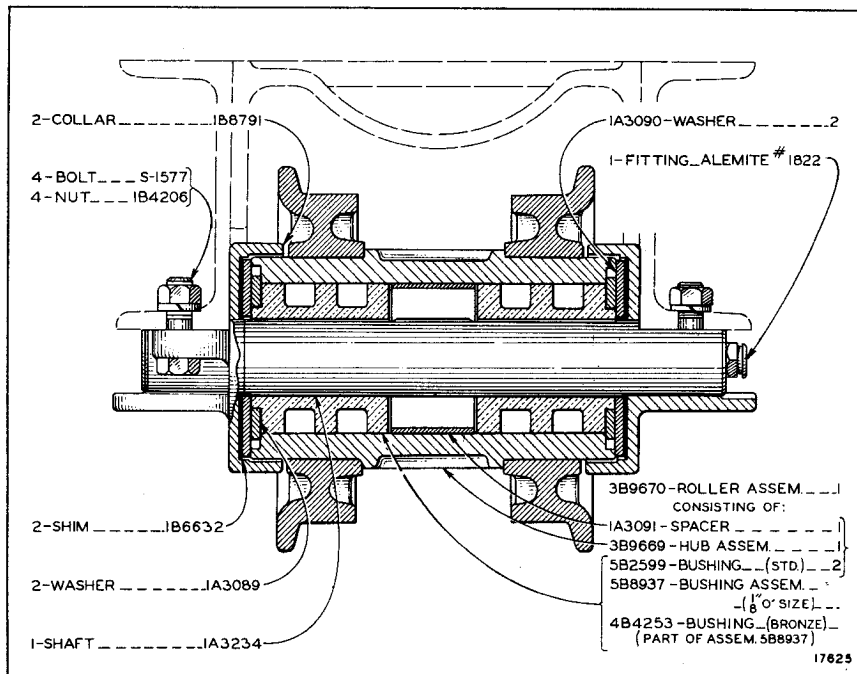


TRACK CARRIER ROLLER (4 Groups Req'd.)
 Serial No. 1E1569 to 1E1681 Inclusive

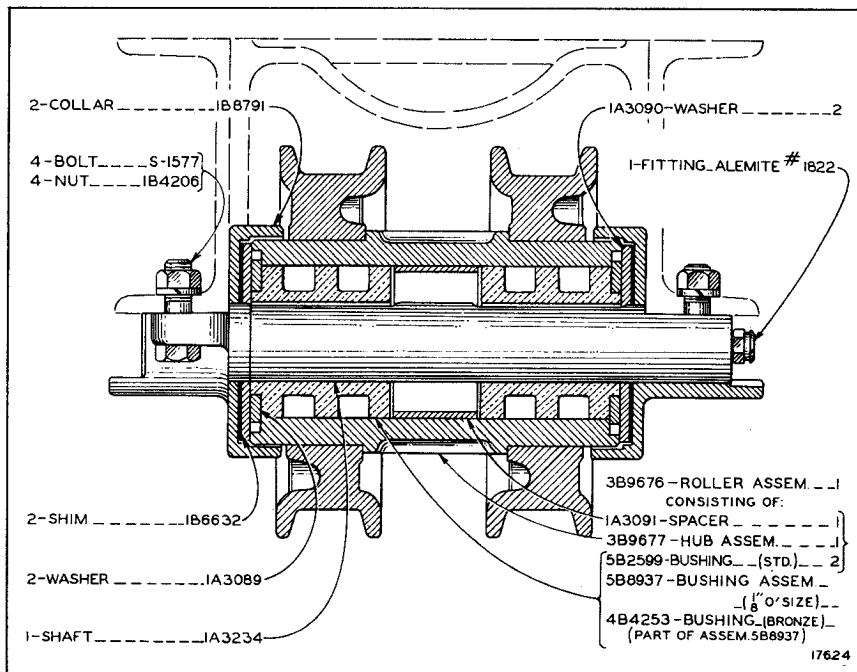


TRACK CARRIER ROLLER (4 Groups Req'd.)
 Effective with Serial No. 1E1682

ALWAYS GIVE SERIAL NUMBER WHEN ORDERING PARTS

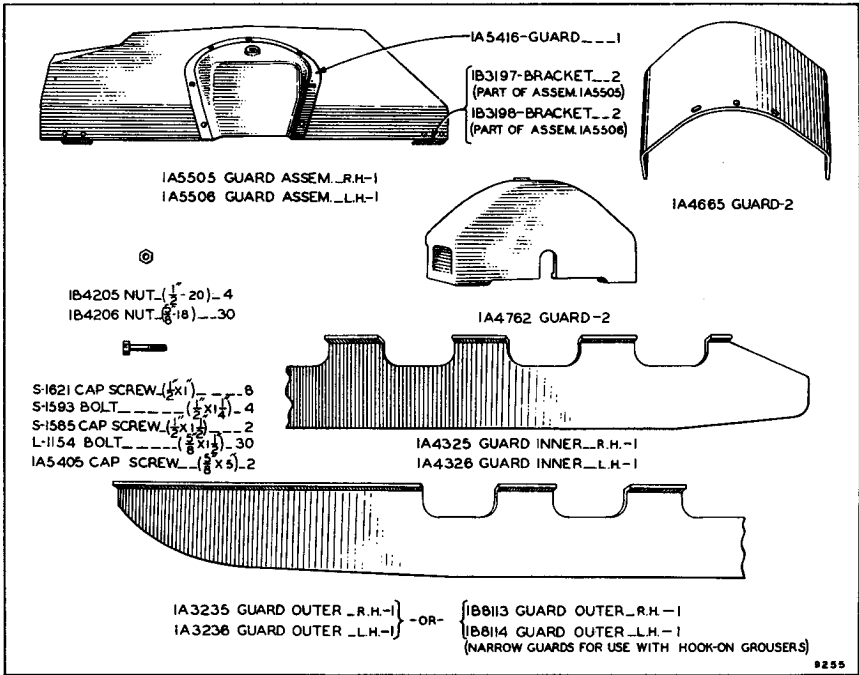


TRACK ROLLER—Single Flange (6 Groups Req'd.)

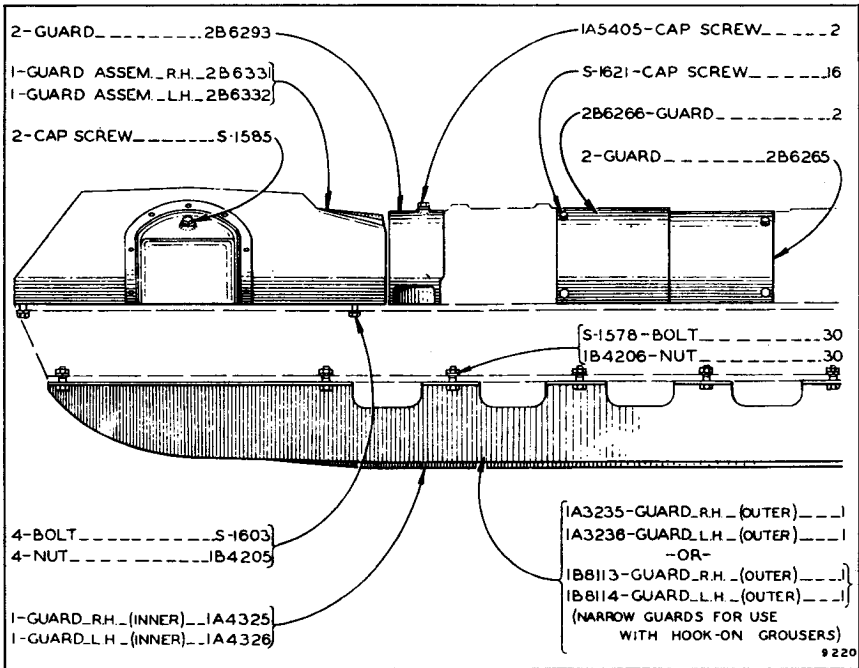


TRACK ROLLER—Double Flange (4 Groups Req'd.)

ALWAYS GIVE SERIAL NUMBER WHEN ORDERING PARTS

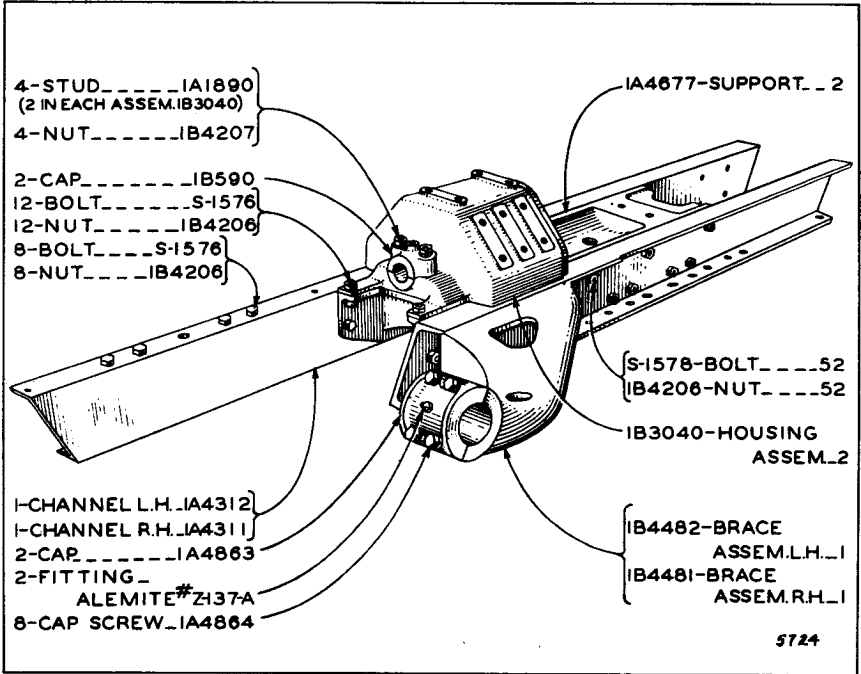


TRACK ROLLER FRAME GUARDS
Serial No. 1E560 to 1E1681 Inclusive

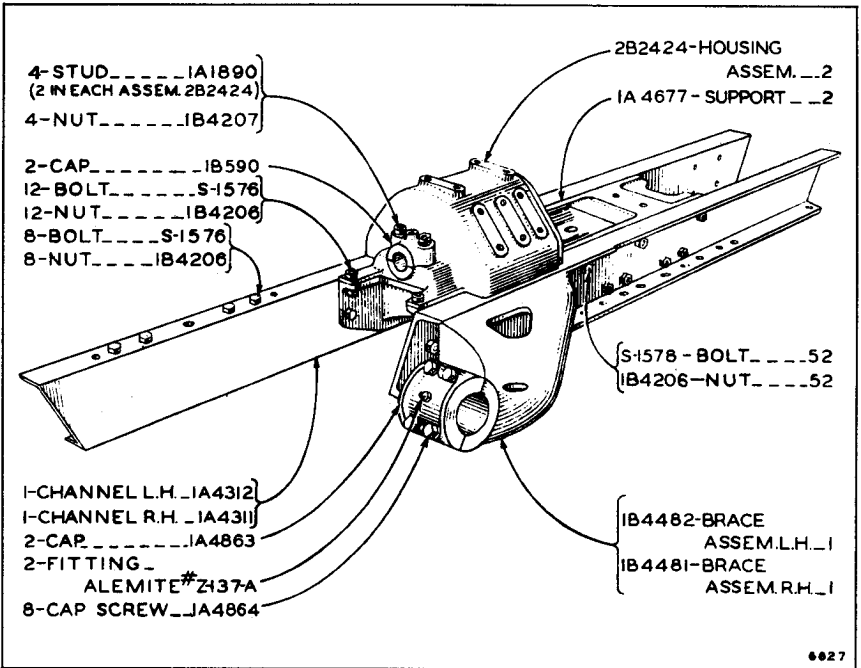


TRACK ROLLER FRAME GUARDS
Effective with Serial No. 1E1682

ALWAYS GIVE SERIAL NUMBER WHEN ORDERING PARTS

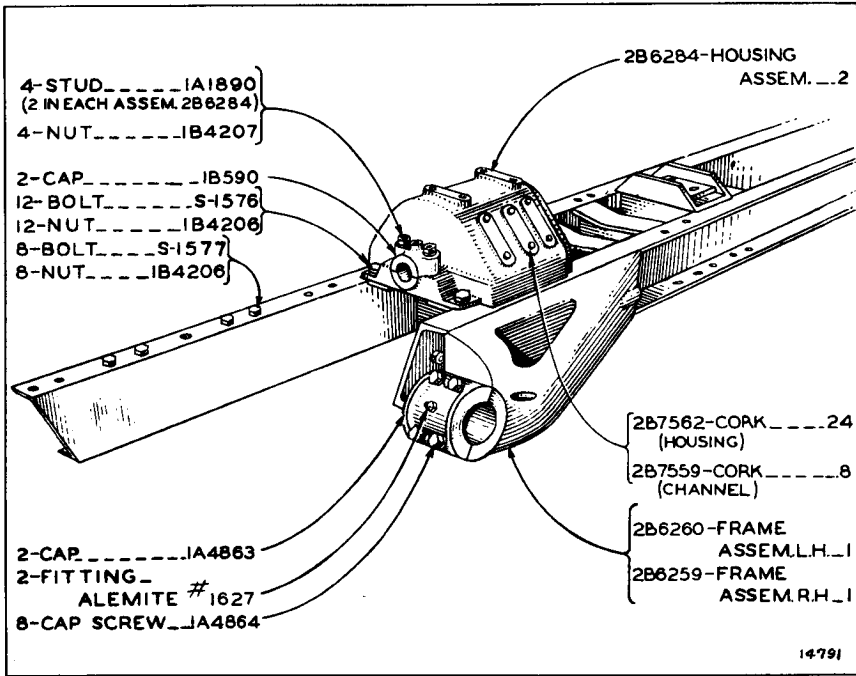


TRACK ROLLER FRAME
Serial No. 1E560 to 1E724 Inclusive

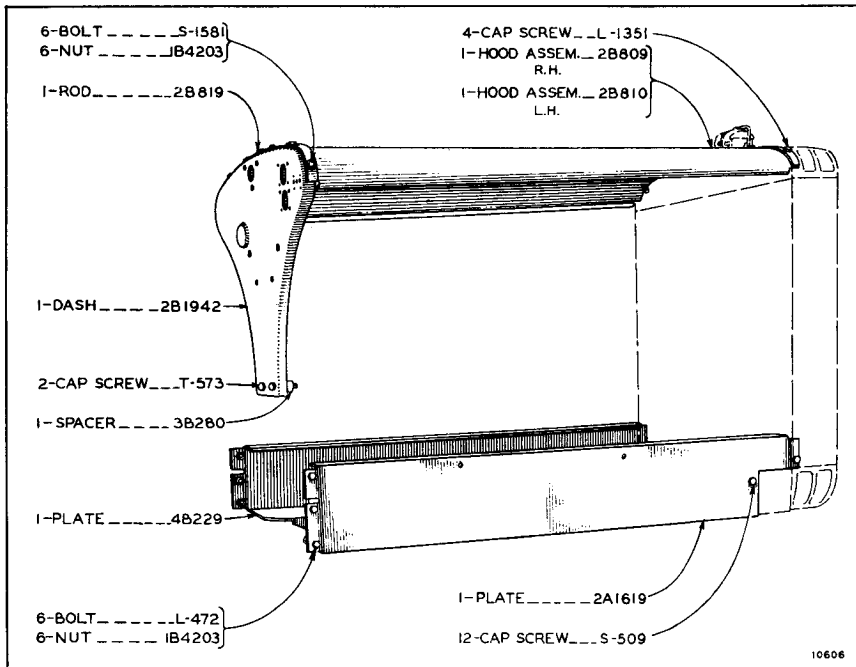


TRACK ROLLER FRAME
Serial No. 1E725 to 1E1681 Inclusive

ALWAYS GIVE SERIAL NUMBER WHEN ORDERING PARTS

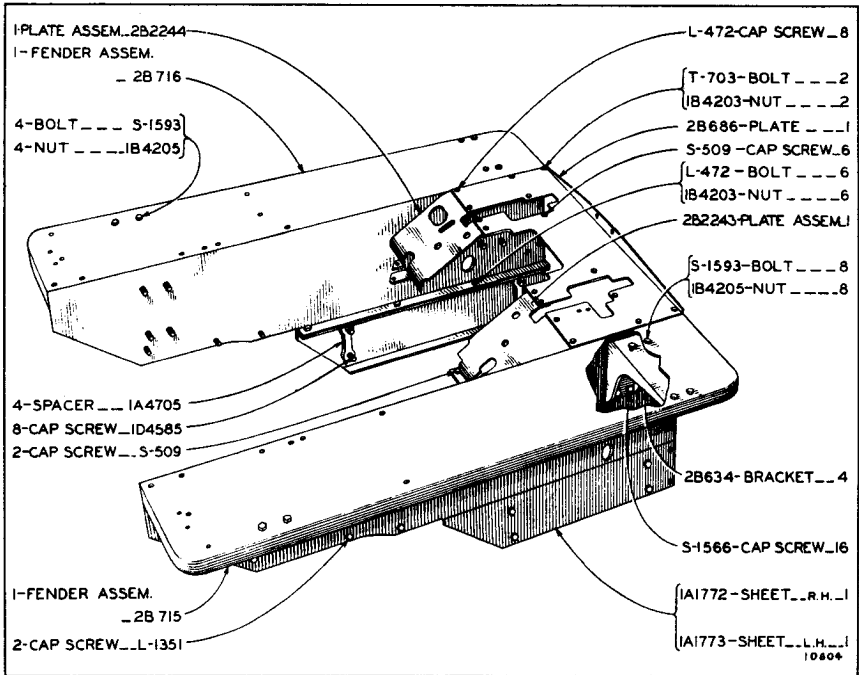


TRACK ROLLER FRAME
 Effective with Serial No. 1E1682

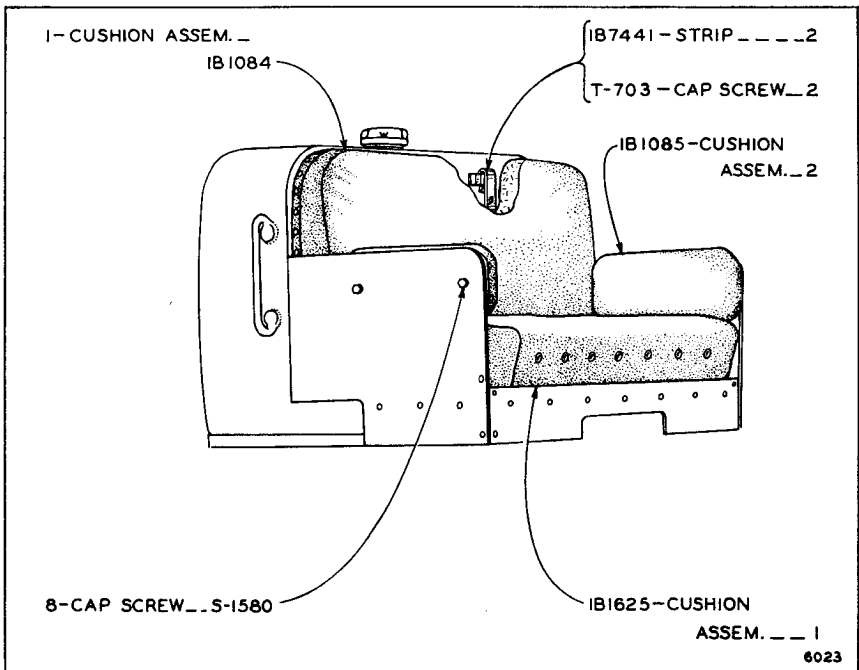


HOOD AND DASH

ALWAYS GIVE SERIAL NUMBER WHEN ORDERING PARTS

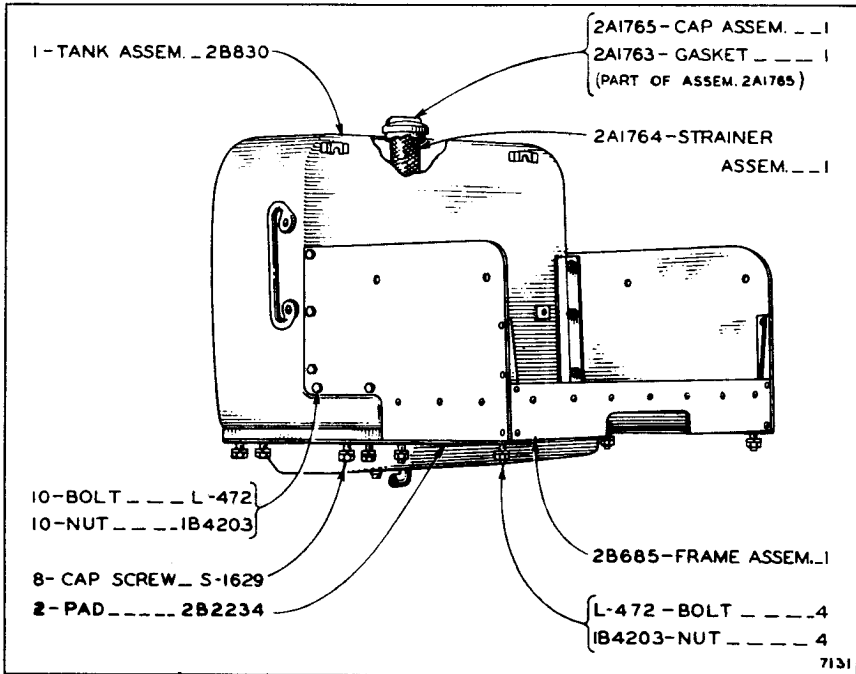


FENDERS

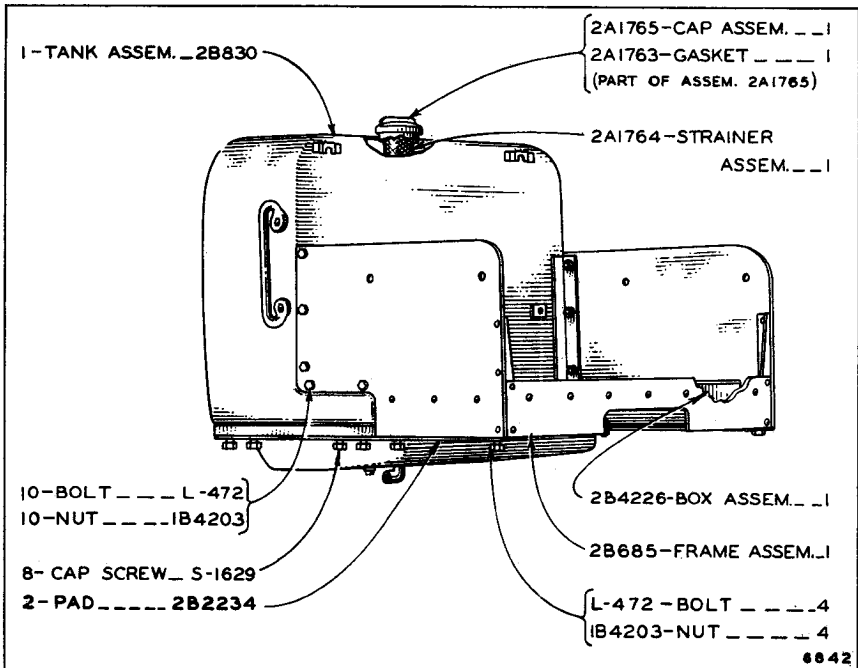


SEAT CUSHIONS

ALWAYS GIVE SERIAL NUMBER WHEN ORDERING PARTS

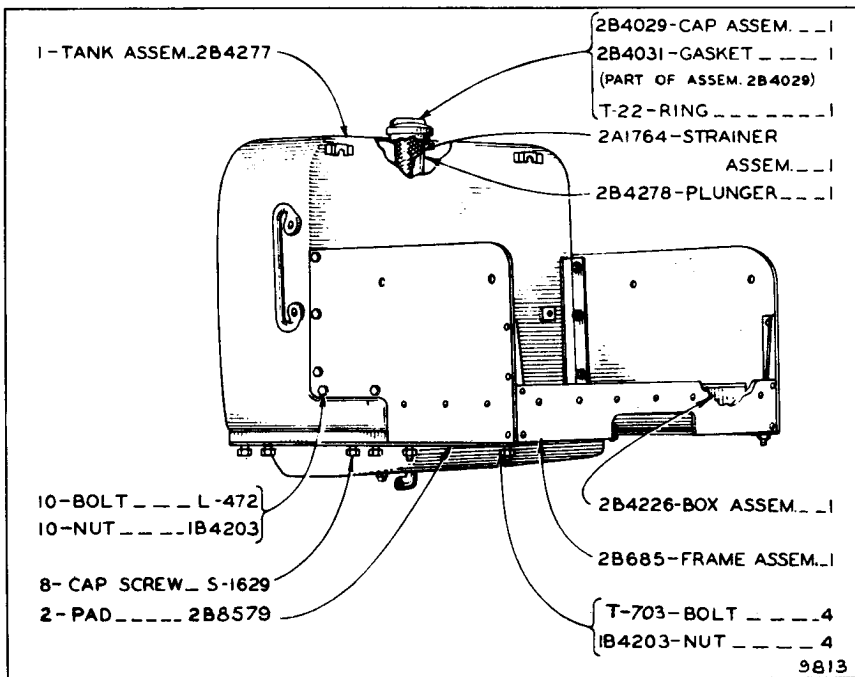


FUEL TANK AND SEAT FRAME
Serial No. 1E560 to 1E881 Inclusive

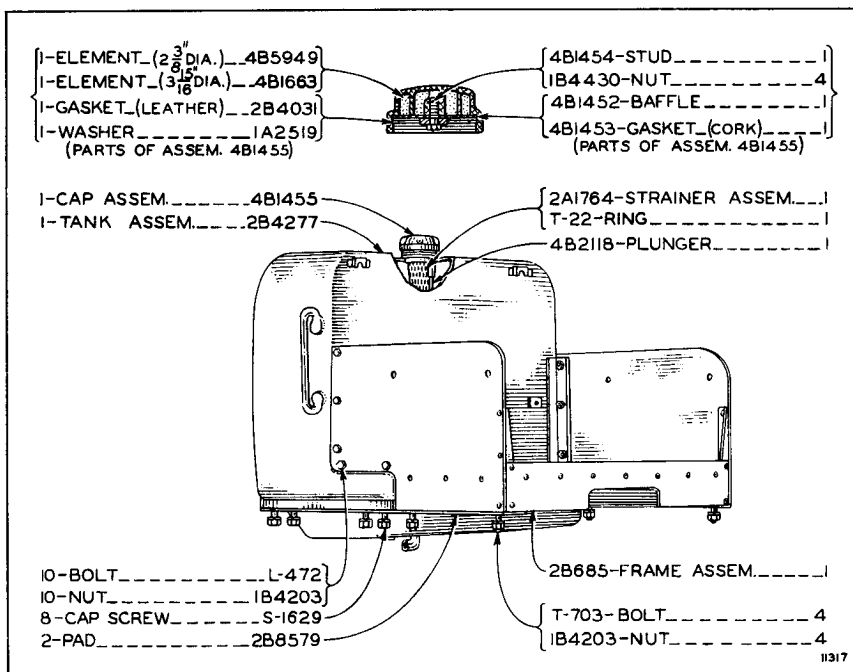


FUEL TANK AND SEAT FRAME
Serial No. 1E882 to 1E915 Inclusive

ALWAYS GIVE SERIAL NUMBER WHEN ORDERING PARTS

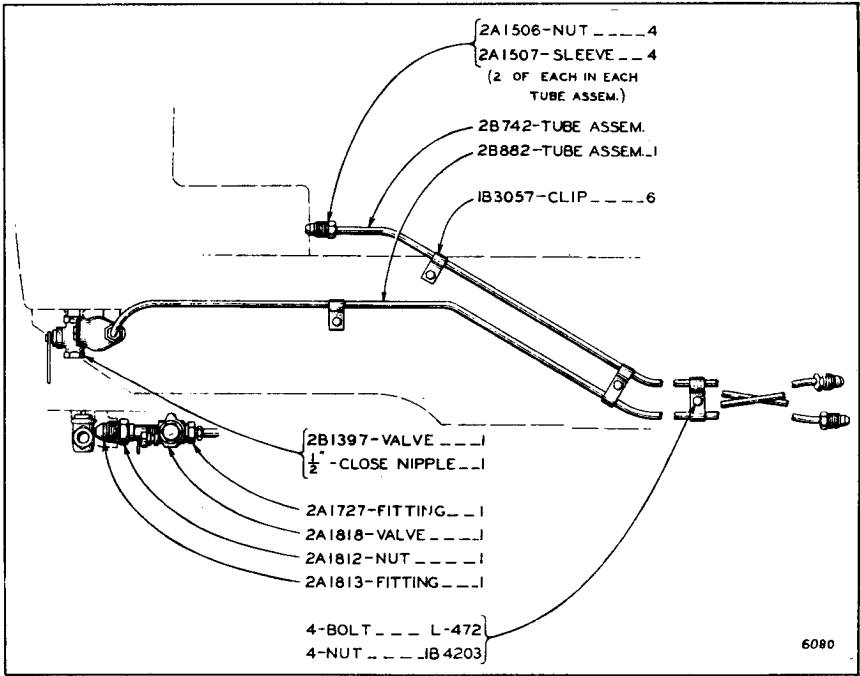


FUEL TANK AND SEAT FRAME
 Serial No. 1E916 to 1E1922 Inclusive

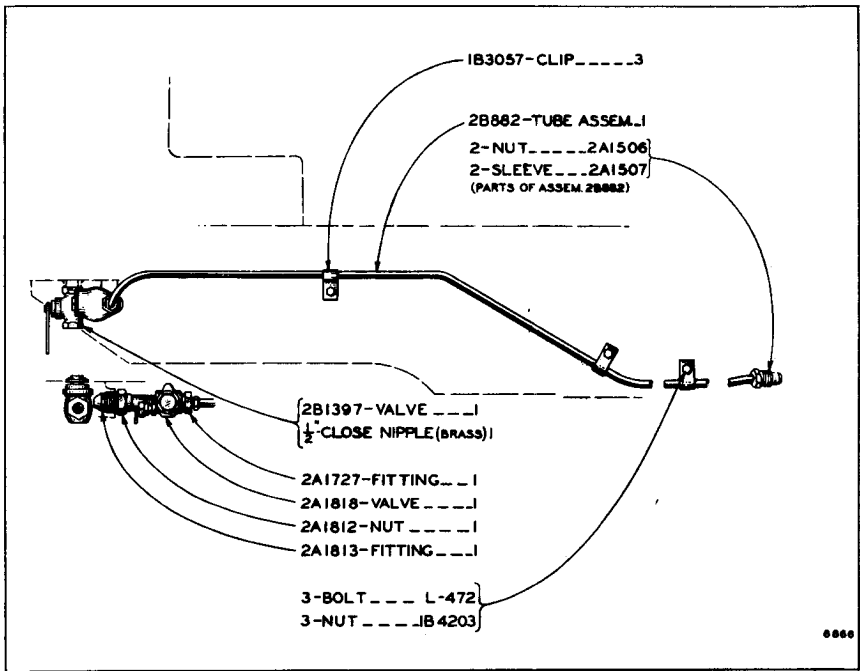


FUEL TANK AND SEAT FRAME
 Effective with Serial No. 1E1923

ALWAYS GIVE SERIAL NUMBER WHEN ORDERING PARTS

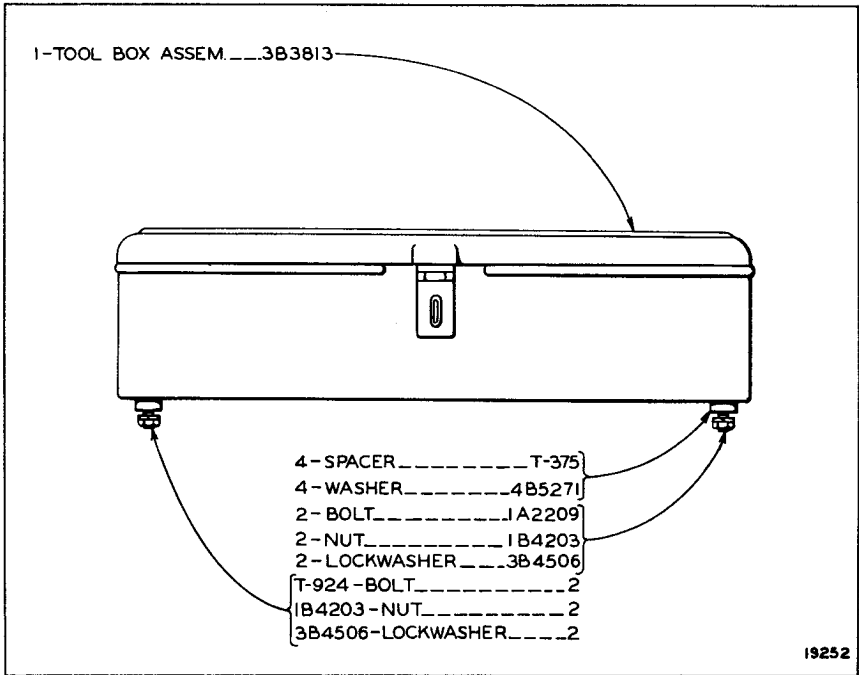


FUEL LINES
 Serial No. 1E560 to 1E915 Inclusive



FUEL LINES
 Effective with Serial No. 1E916

ALWAYS GIVE SERIAL NUMBER WHEN ORDERING PARTS

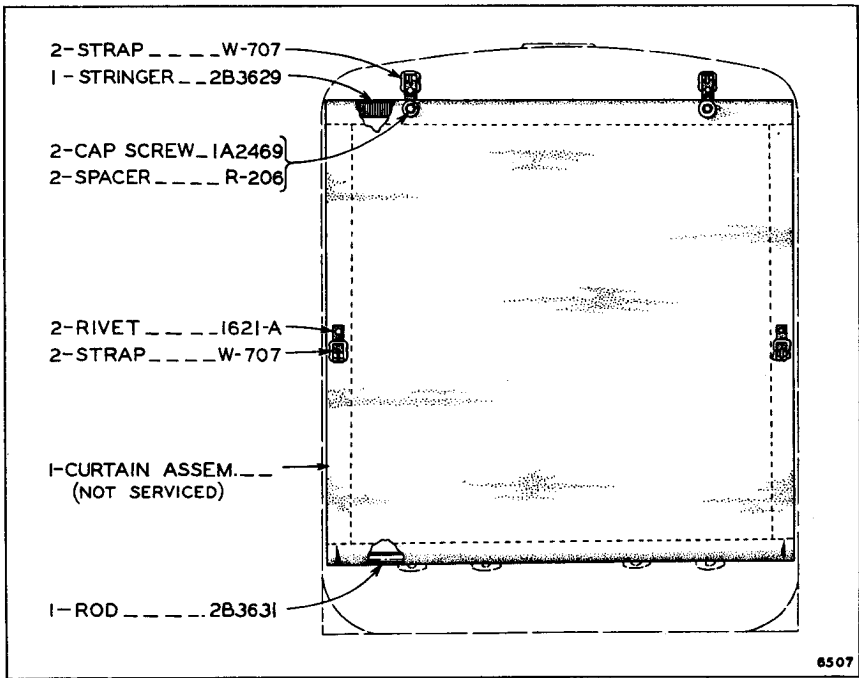


TOOL BOX
 Effective with Serial No. 1E1923

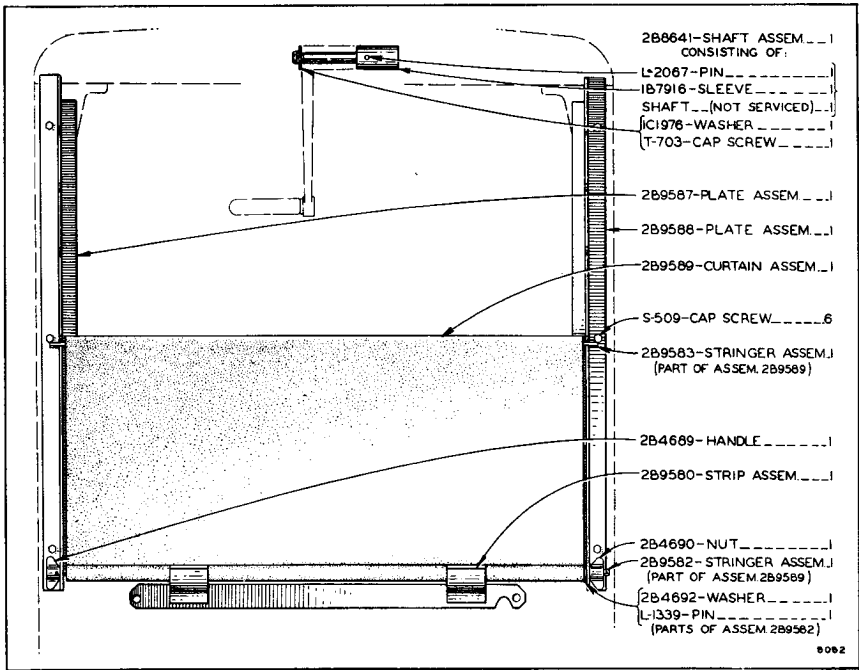
ALWAYS GIVE SERIAL NUMBER WHEN ORDERING PARTS

Attachments



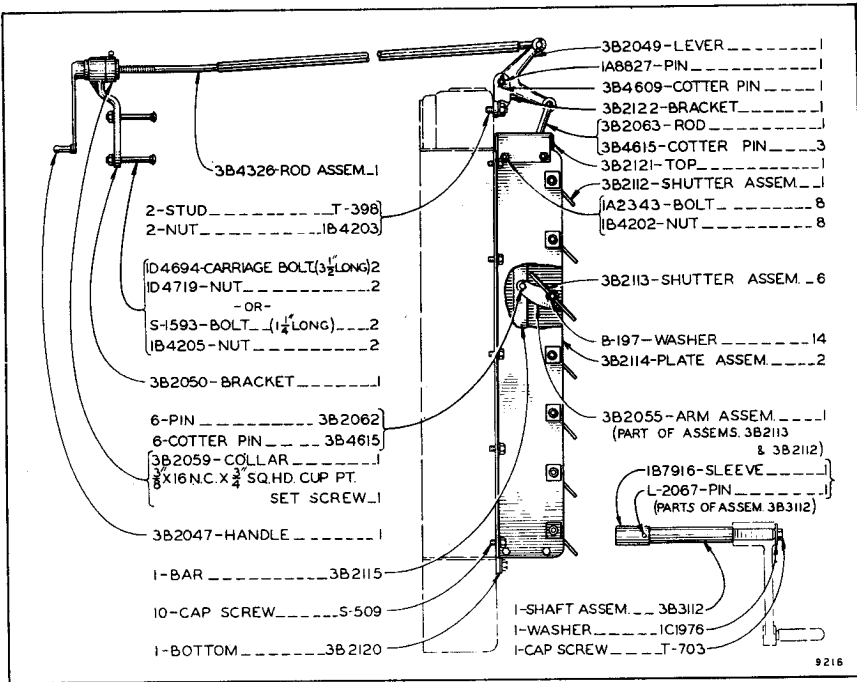


2B3630 RADIATOR CURTAIN GROUP



2B9590 RADIATOR CURTAIN GROUP

ALWAYS GIVE SERIAL NUMBER WHEN ORDERING PARTS

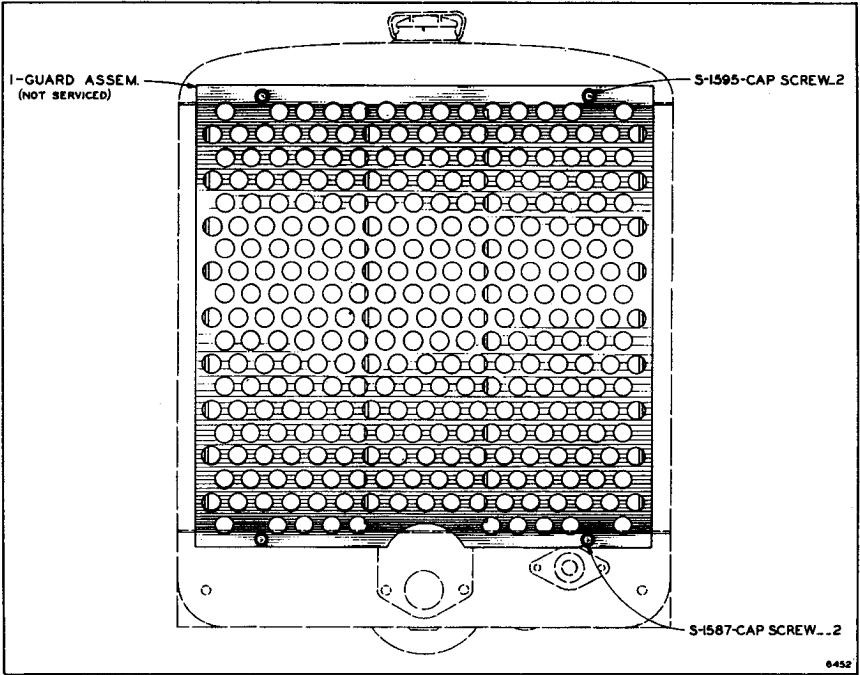


3B2110 RADIATOR SHUTTER GROUP

It is recommended that the following parts be used when installing Group 3B2110 on Tractors having Serial No. 1E560 to 1E2026 Inclusive.

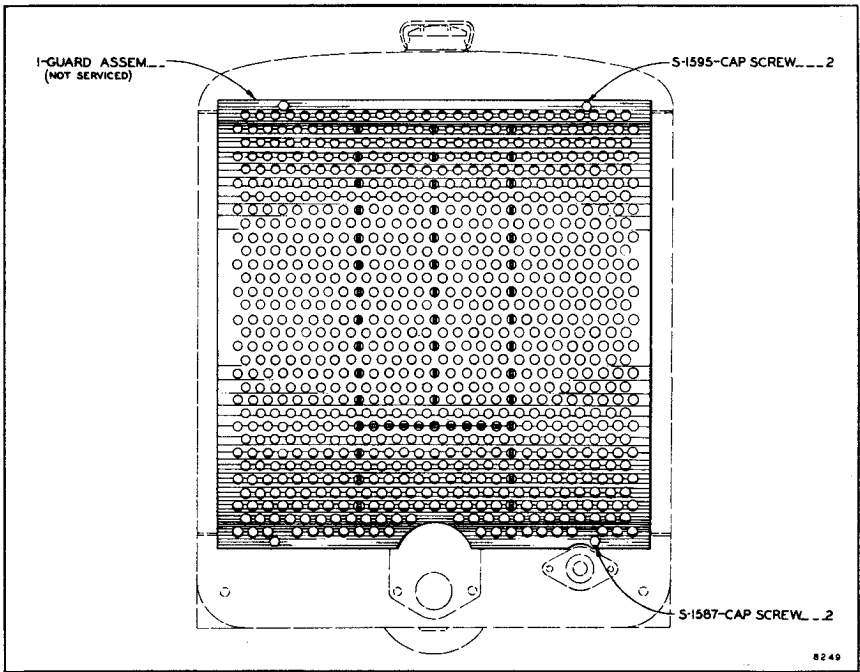
- | | | |
|---|--------|---------------|
| 1 | 2B8611 | Pipe Assembly |
| 1 | 3B1181 | Housing |
| 2 | 1A2029 | Cap Screw |
| 1 | 3B1174 | Tube Assembly |
| 2 | S-2388 | Gasket |
| 2 | S-1594 | Cap Screw |

ALWAYS GIVE SERIAL NUMBER WHEN ORDERING PARTS



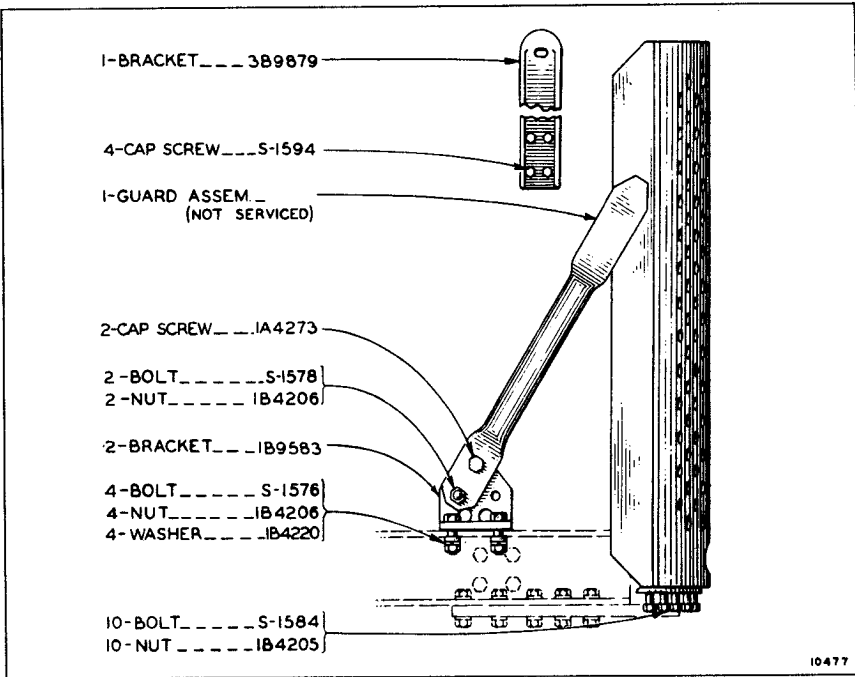
2B2100 RADIATOR GUARD GROUP

Only separate parts serviced. When complete group is required order 2B9488

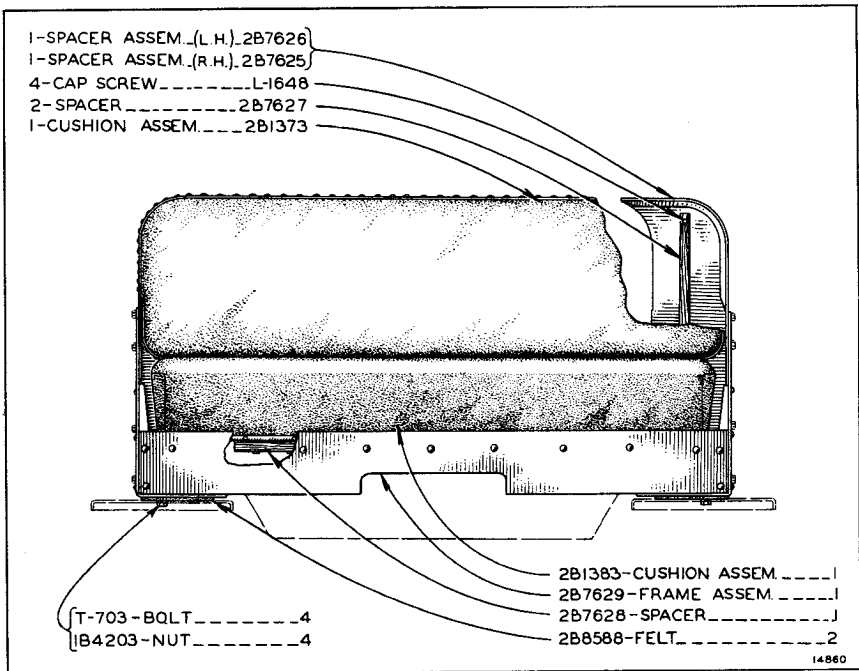


2B9488 RADIATOR GUARD GROUP

ALWAYS GIVE SERIAL NUMBER WHEN ORDERING PARTS

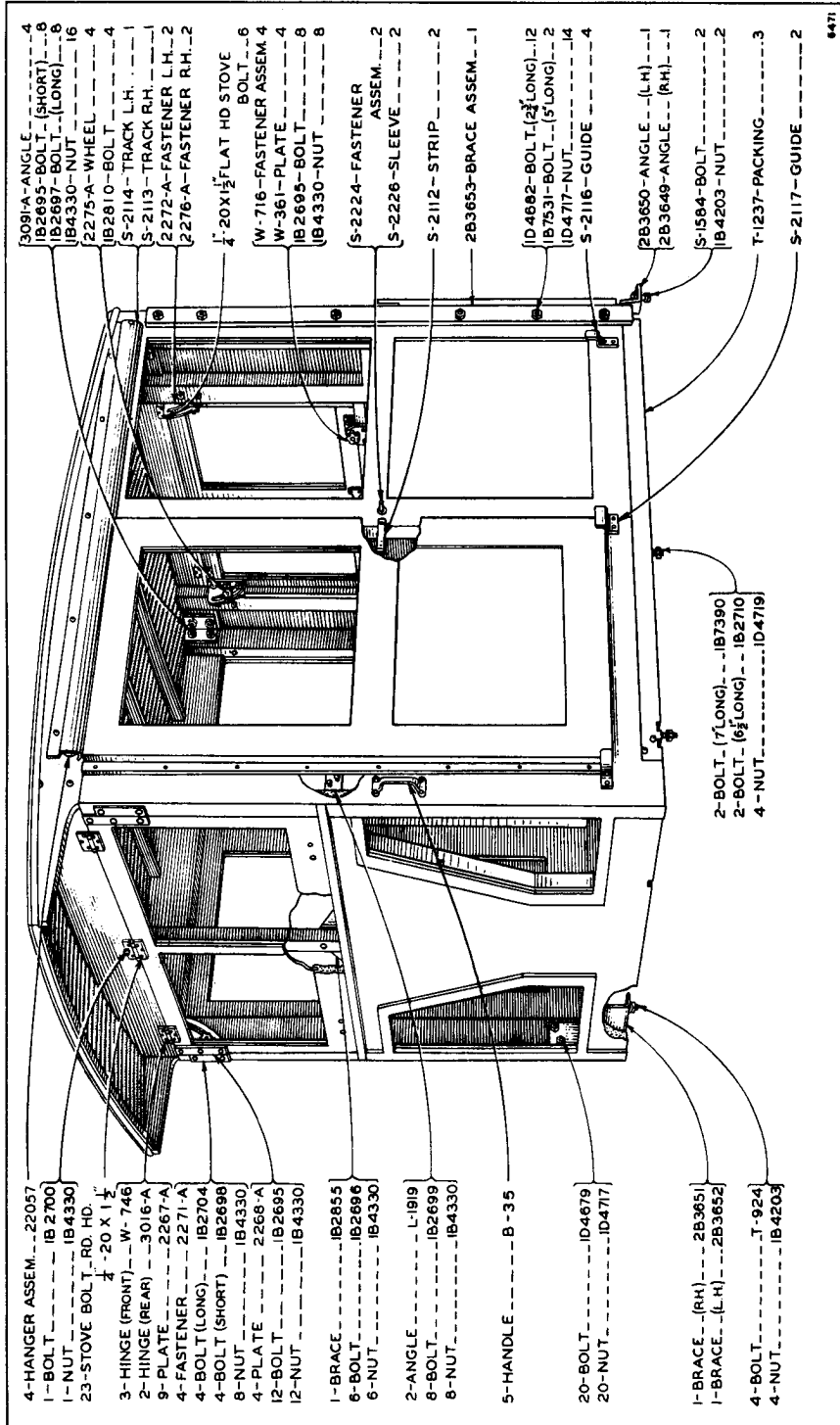


IB8984 RADIATOR GUARD GROUP
For use with Front Bumper



287727 WIDE SEAT GROUP

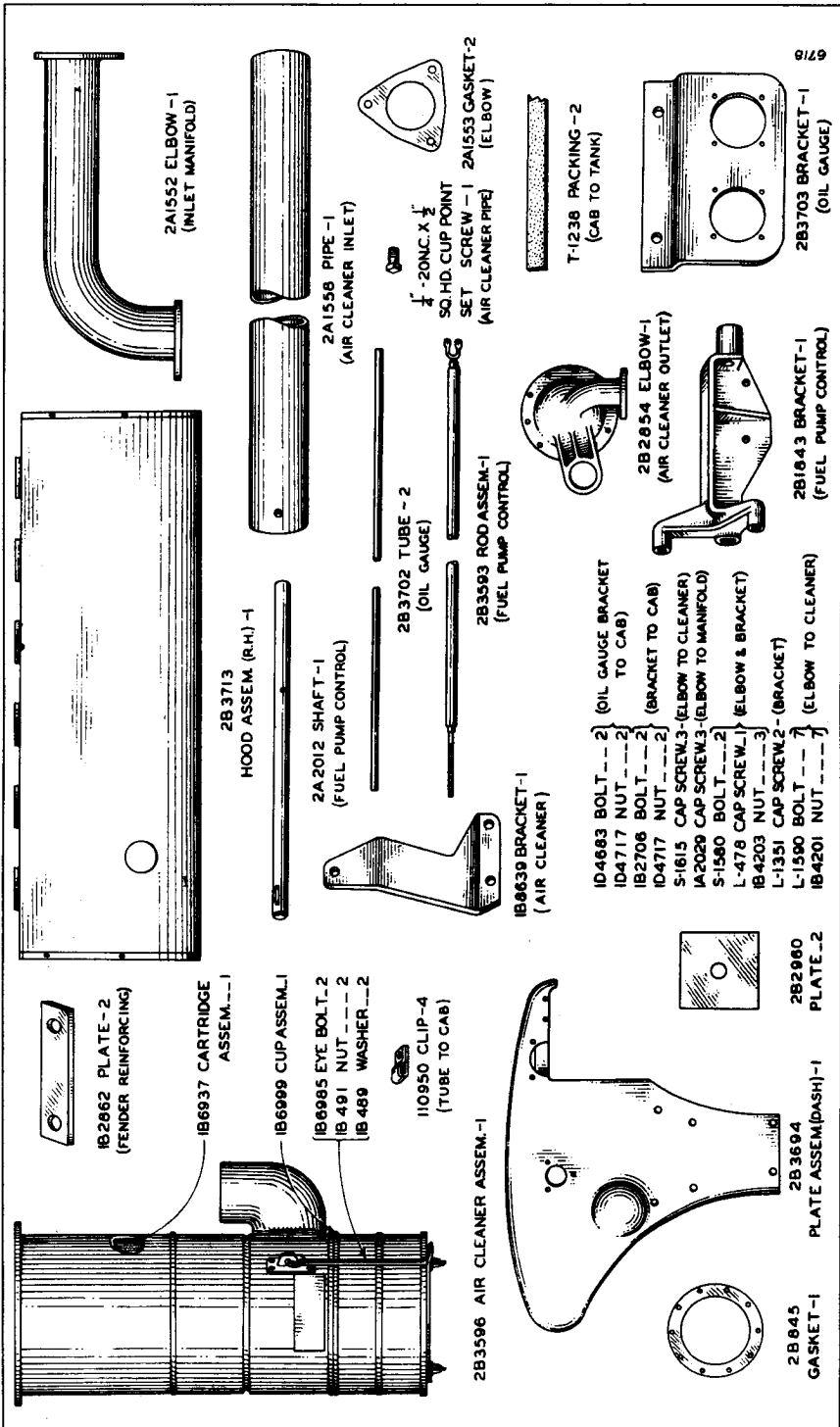
ALWAYS GIVE SERIAL NUMBER WHEN ORDERING PARTS



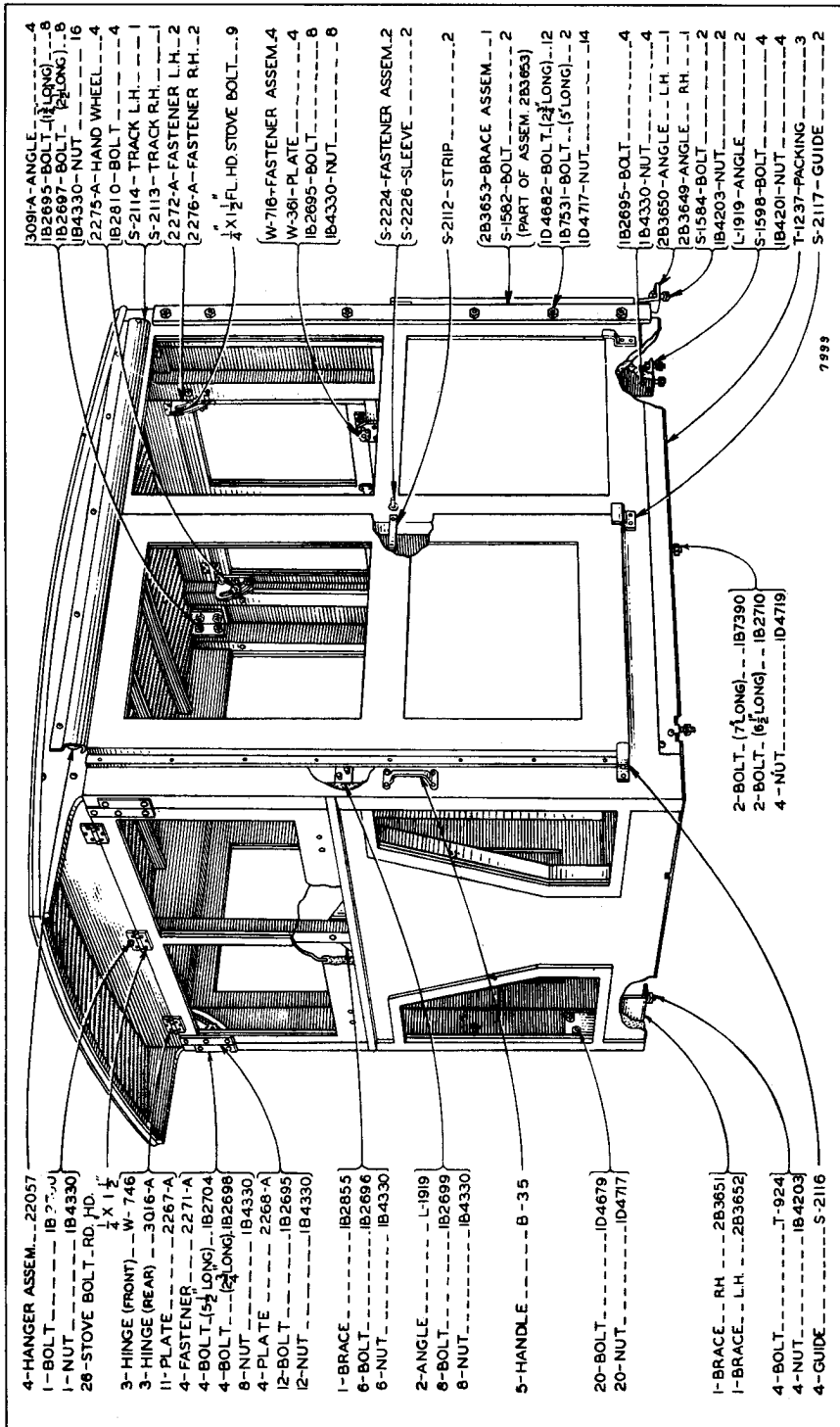
6471

2B3755 CAB GROUP

Serial No. 1E560 to 1E953 Inclusive



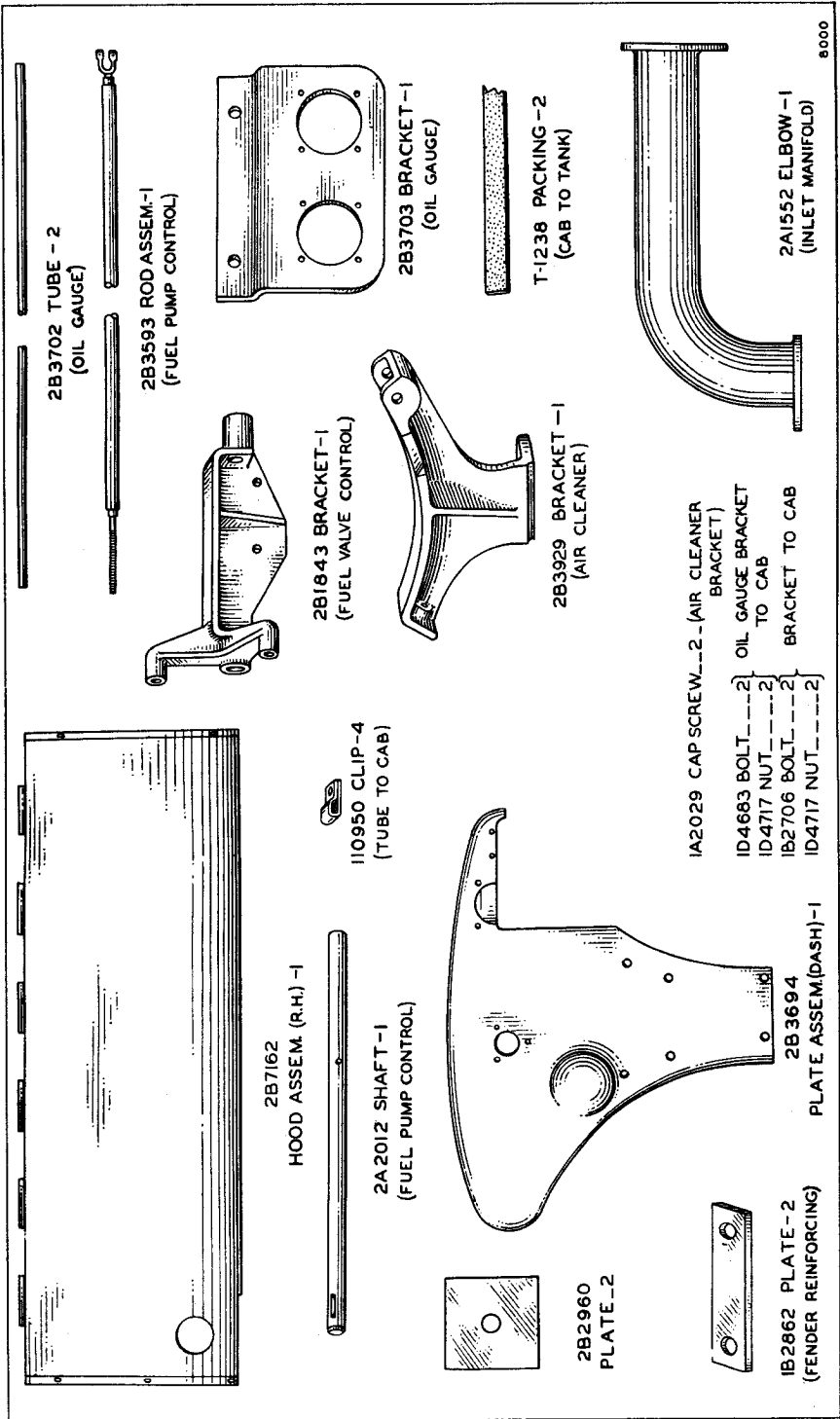
ALWAYS GIVE SERIAL NUMBER WHEN ORDERING PARTS



2B7318 CAB GROUP

Effective with Serial No. 1E954

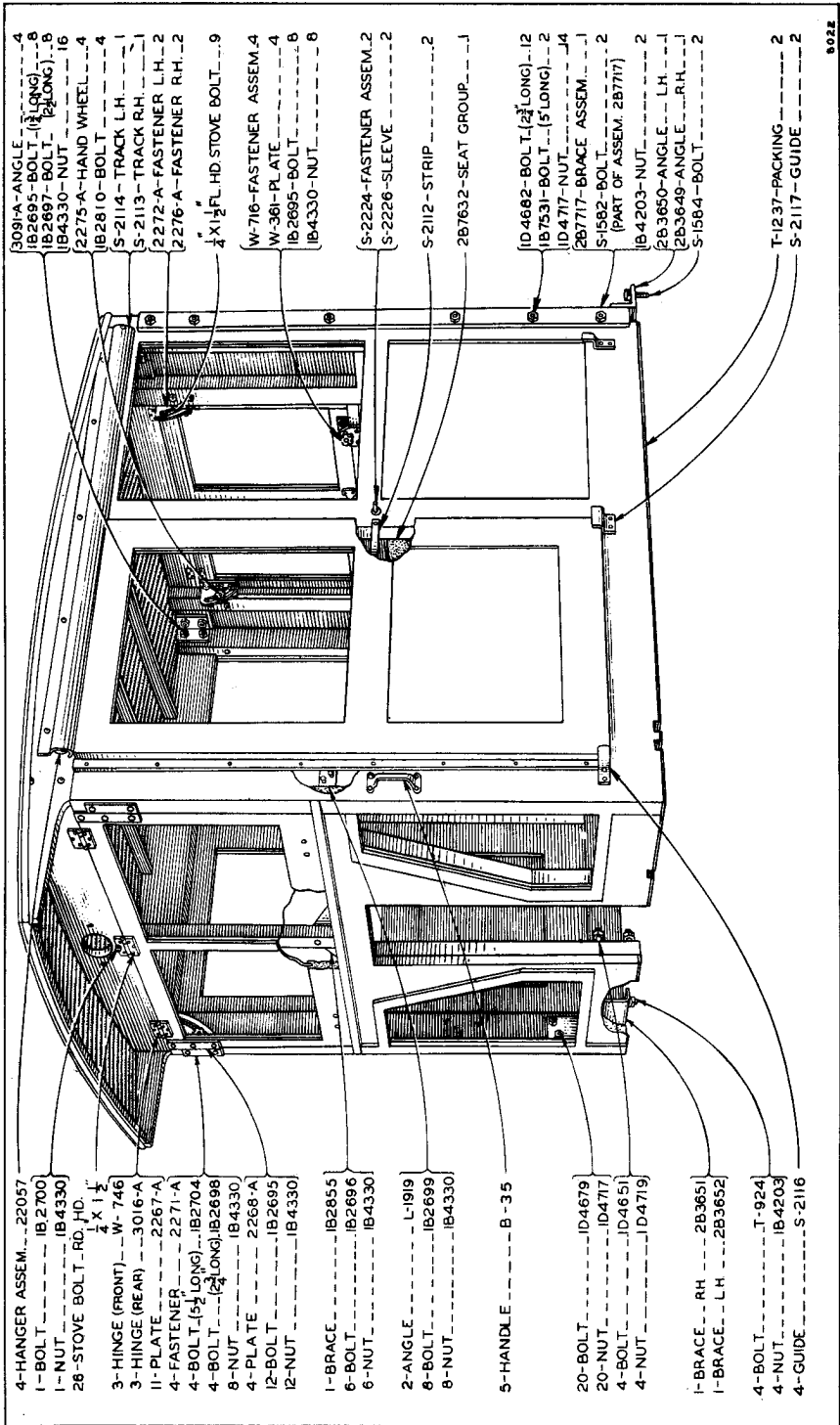
Only separate parts serviced. When complete group is required order 2B7660



2B7318 CAB GROUP PARTS

Effective with Serial No. 1E954

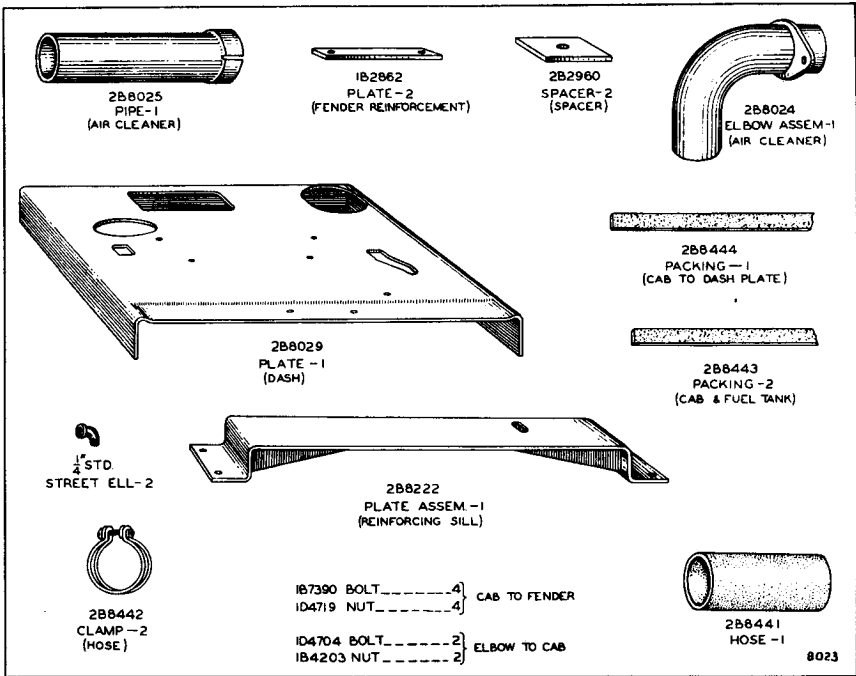
ALWAYS GIVE SERIAL NUMBER WHEN ORDERING PARTS



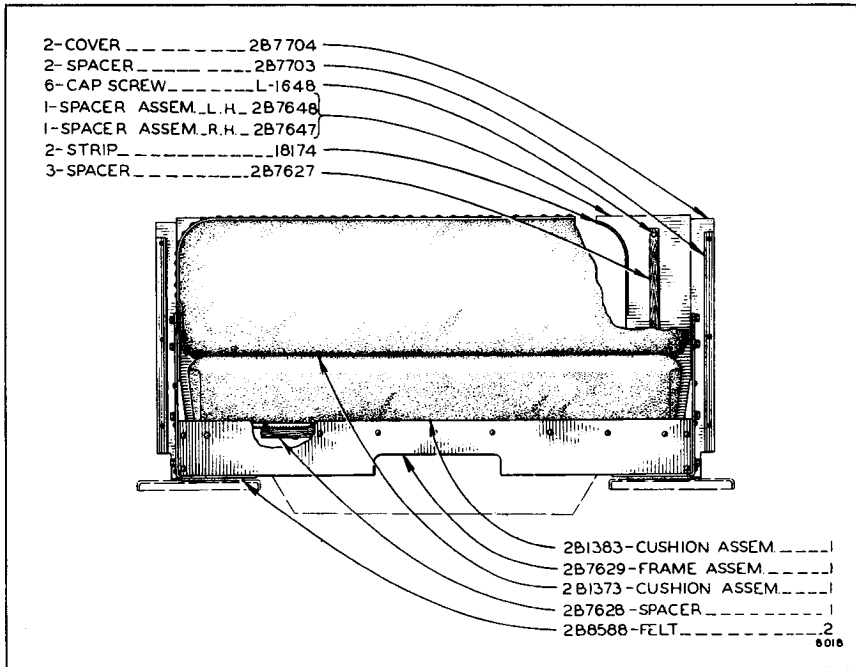
902E

2B7660 CAB GROUP—With Wide Seat
 Effective with Serial No. 1E954

ALWAYS GIVE SERIAL NUMBER WHEN ORDERING PARTS

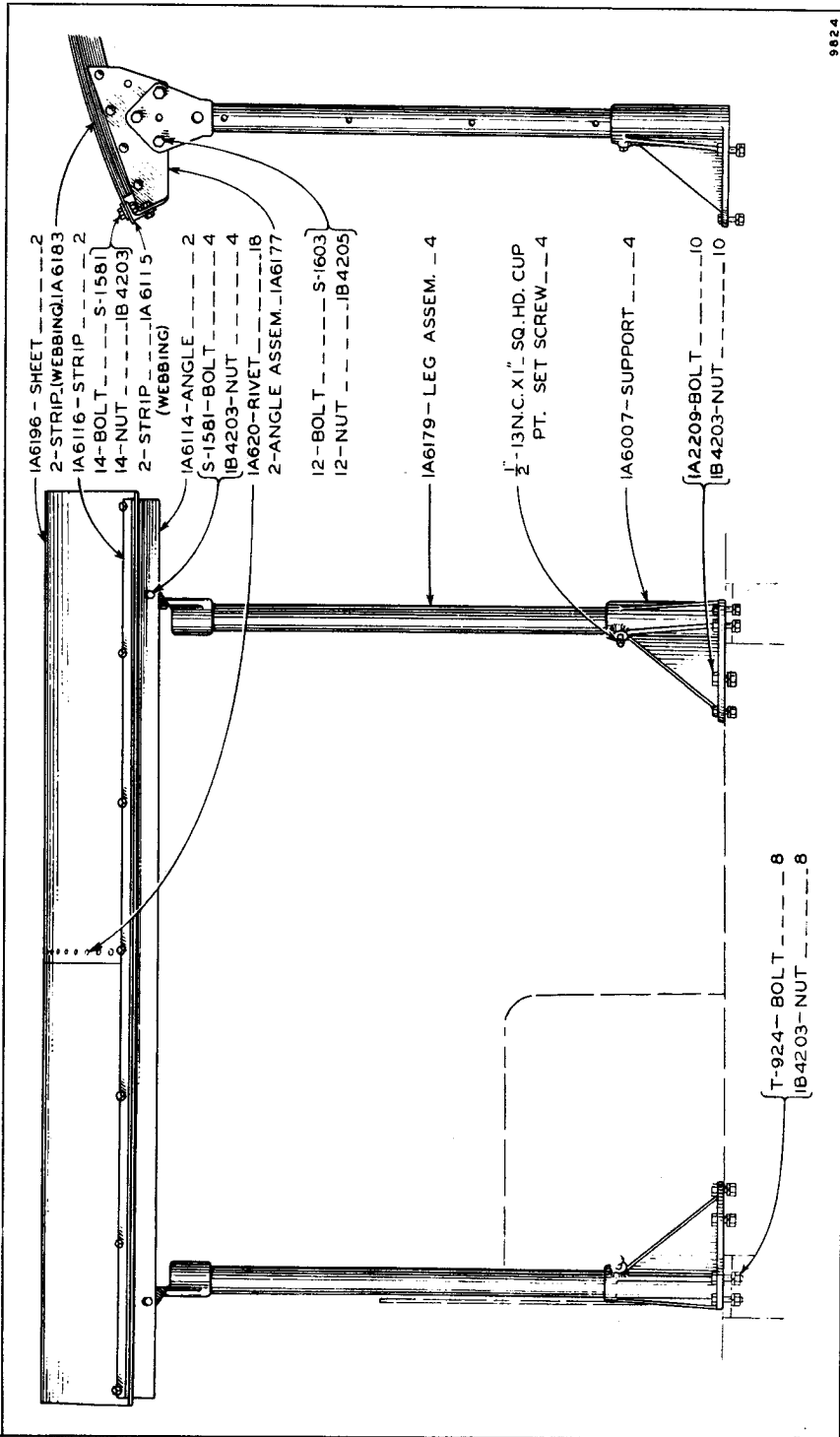


2B7660 CAB GROUP PARTS
Effective with Serial No. 1E954



2B7632 WIDE SEAT GROUP
Part of 2B7660 Cab Group

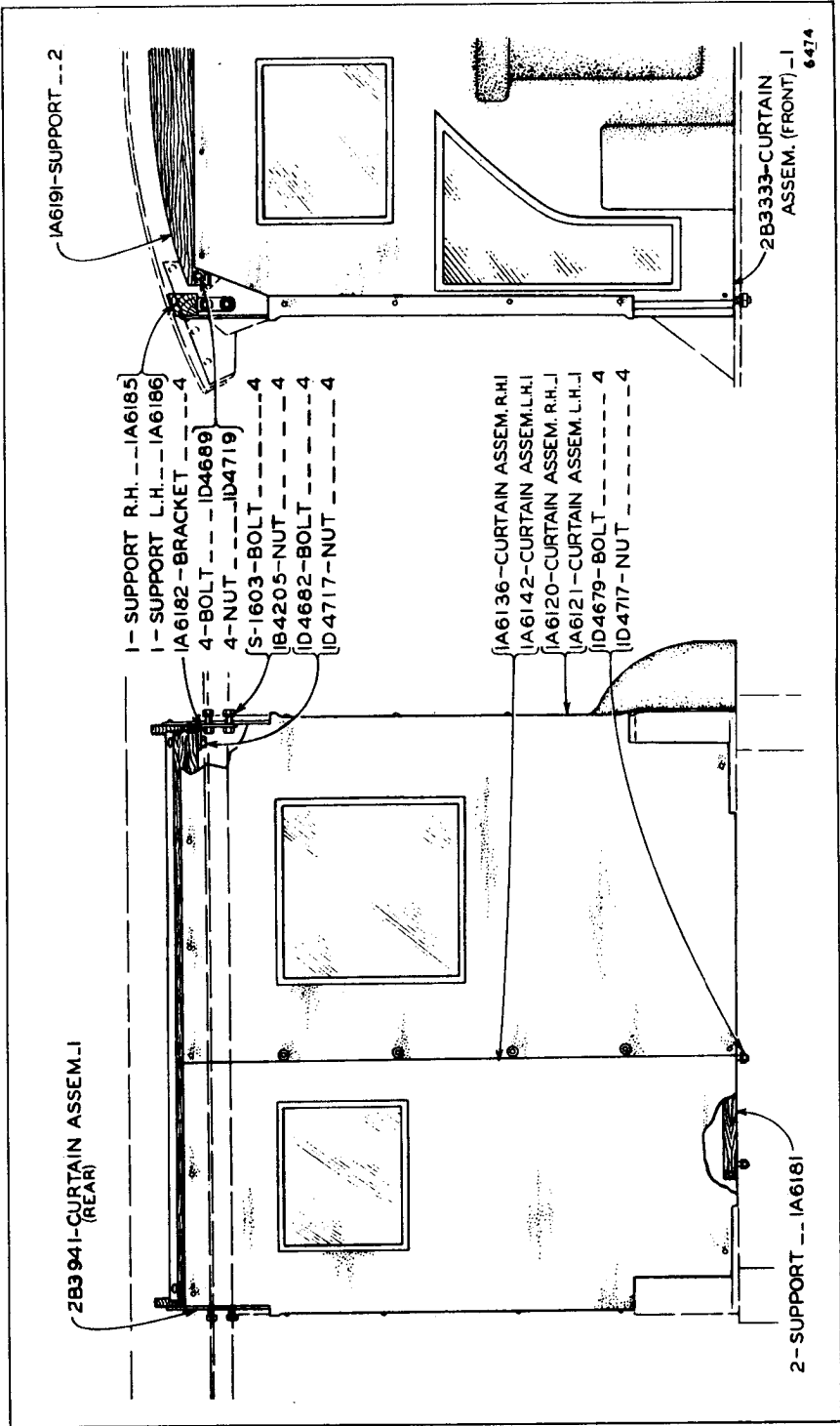
ALWAYS GIVE SERIAL NUMBER WHEN ORDERING PARTS



9824

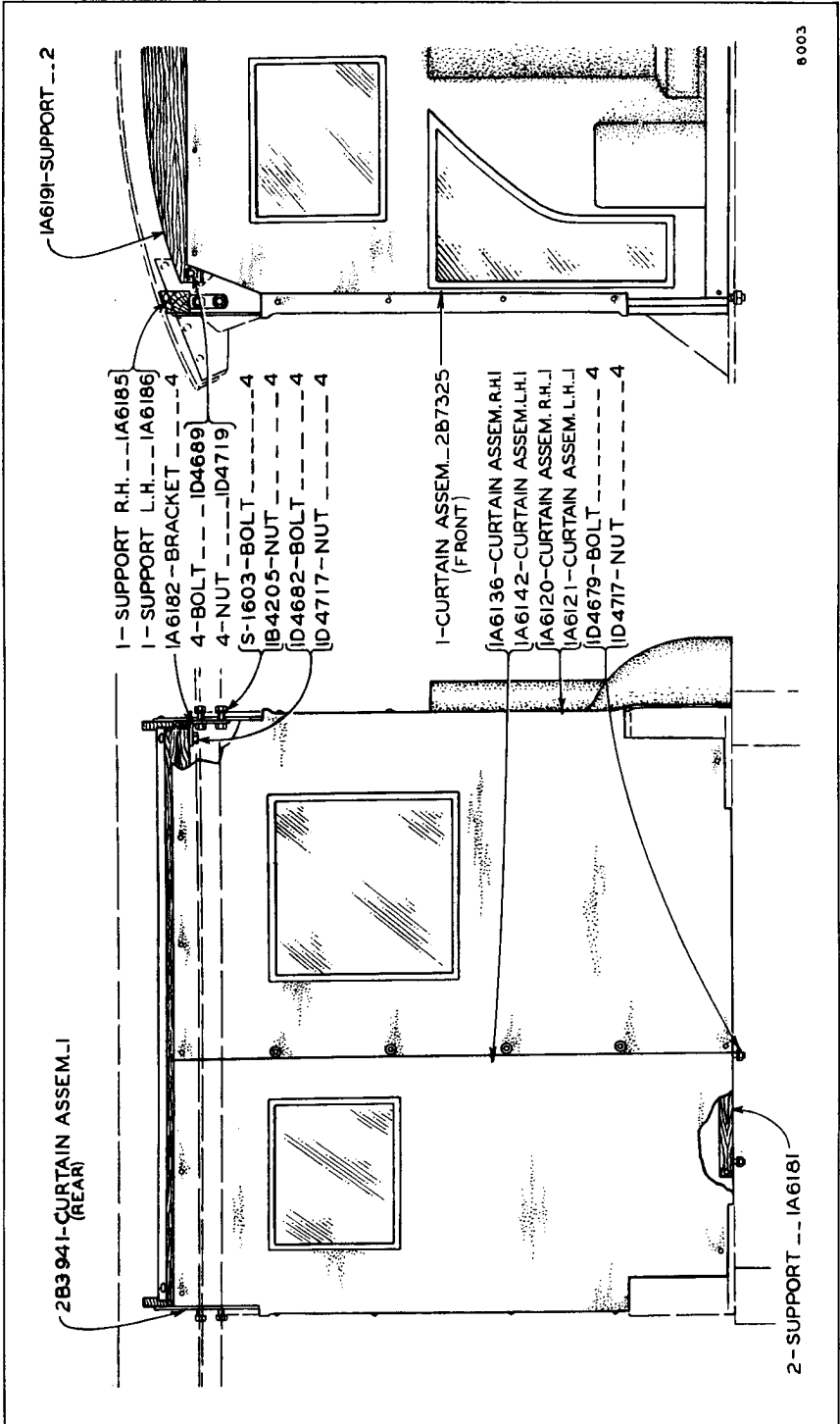
283950 CANOPY TOP GROUP

ALWAYS GIVE SERIAL NUMBER WHEN ORDERING PARTS



2B3951 CANOPY CURTAIN GROUP
Serial No. 1E560 to 1E953 Inclusive

ALWAYS GIVE SERIAL NUMBER WHEN ORDERING PARTS

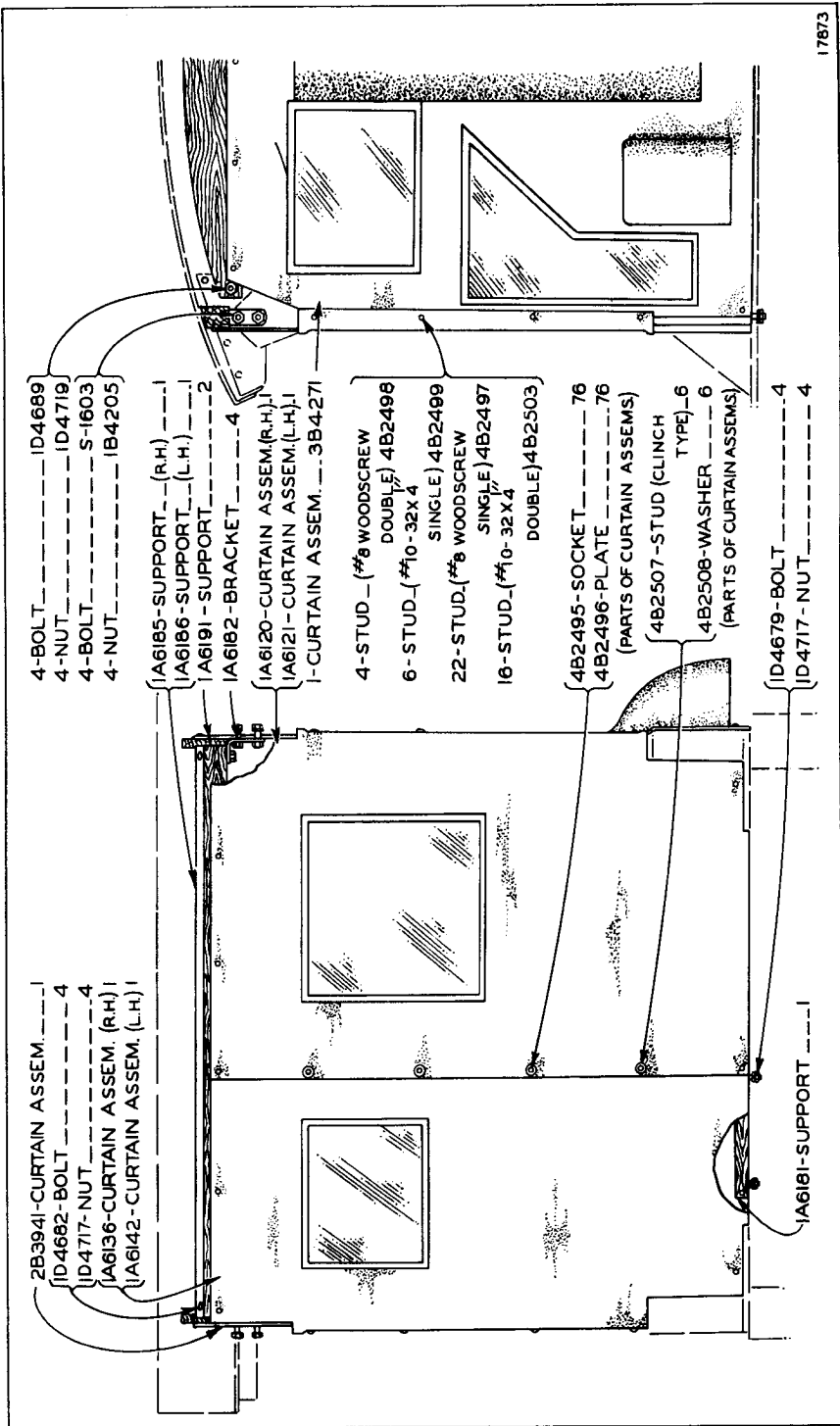


2B7341 CANOPY CURTAIN GROUP

Effective with Serial No. 1E954

Only separate parts serviced. When complete group is required order 3B4272

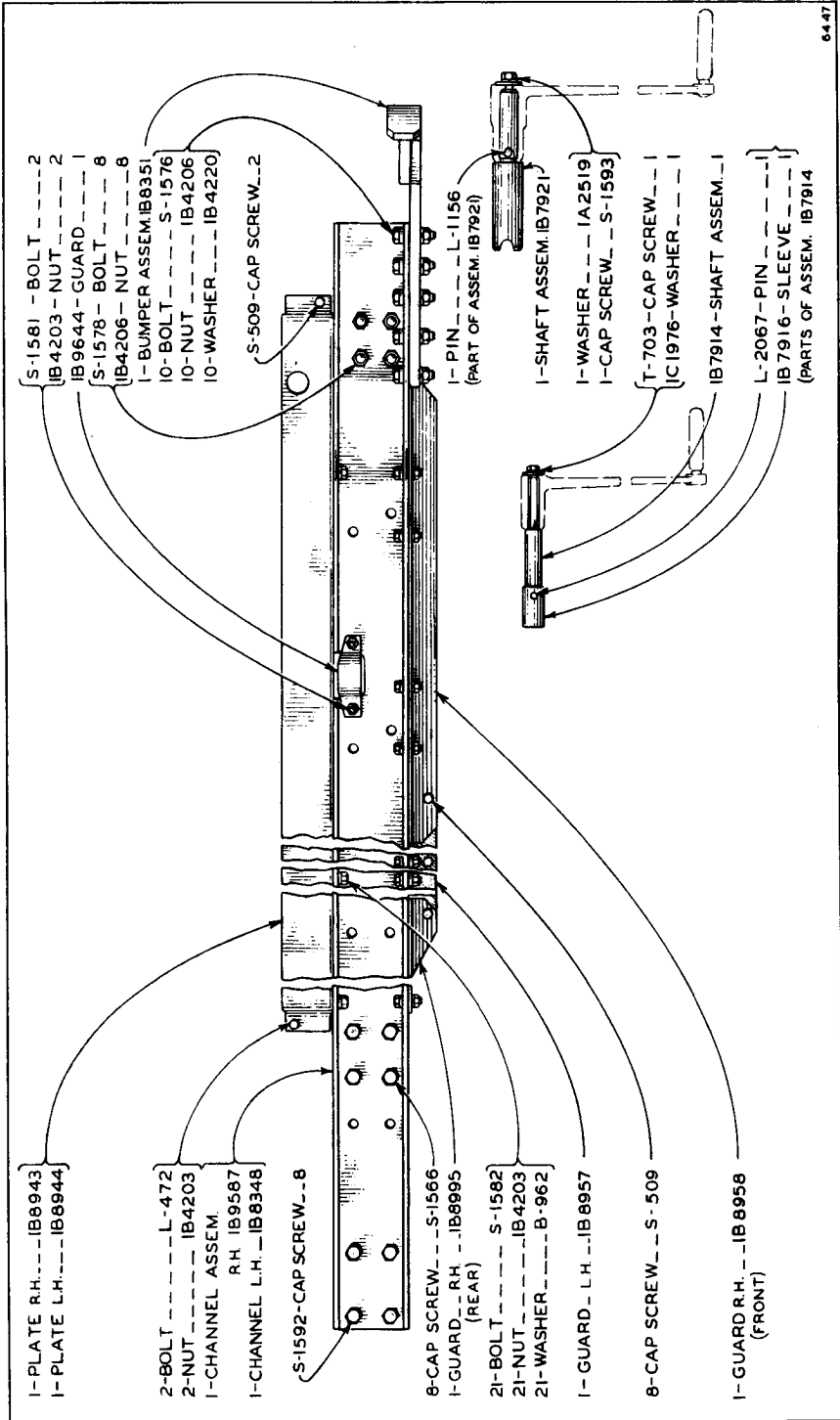
ALWAYS GIVE SERIAL NUMBER WHEN ORDERING PARTS



17B73

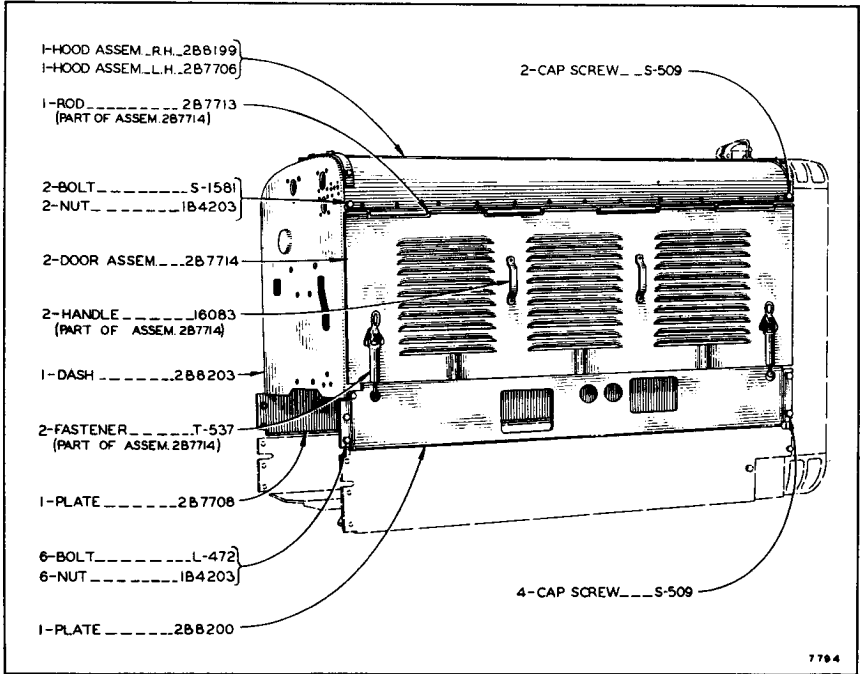
3B4272 CANOPY CURTAIN GROUP
 Effective with Serial No. 1E954

ALWAYS GIVE SERIAL NUMBER WHEN ORDERING PARTS

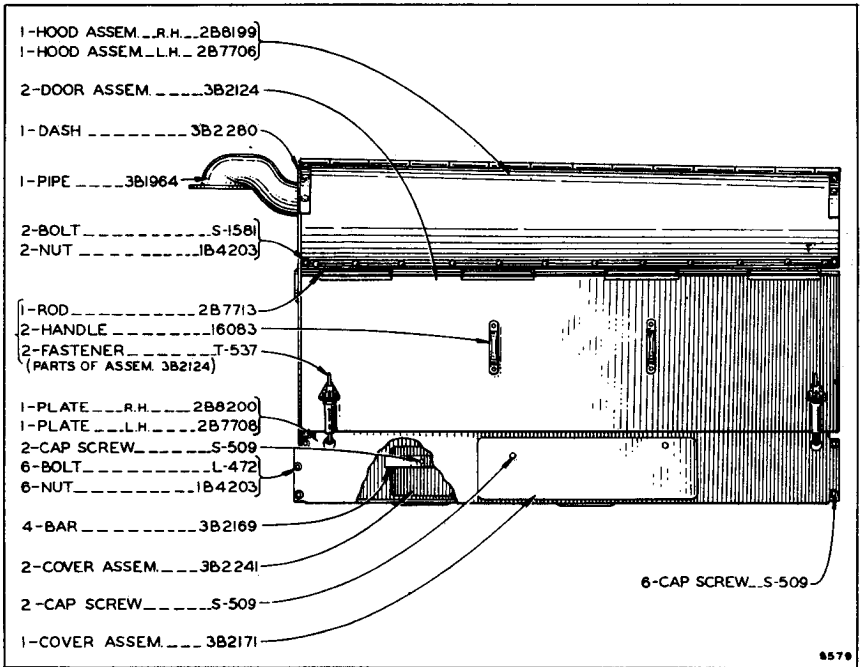


64-47

IB8352 FRONT BUMPER GROUP
 Only separate parts serviced. When complete group is required order 3B3107

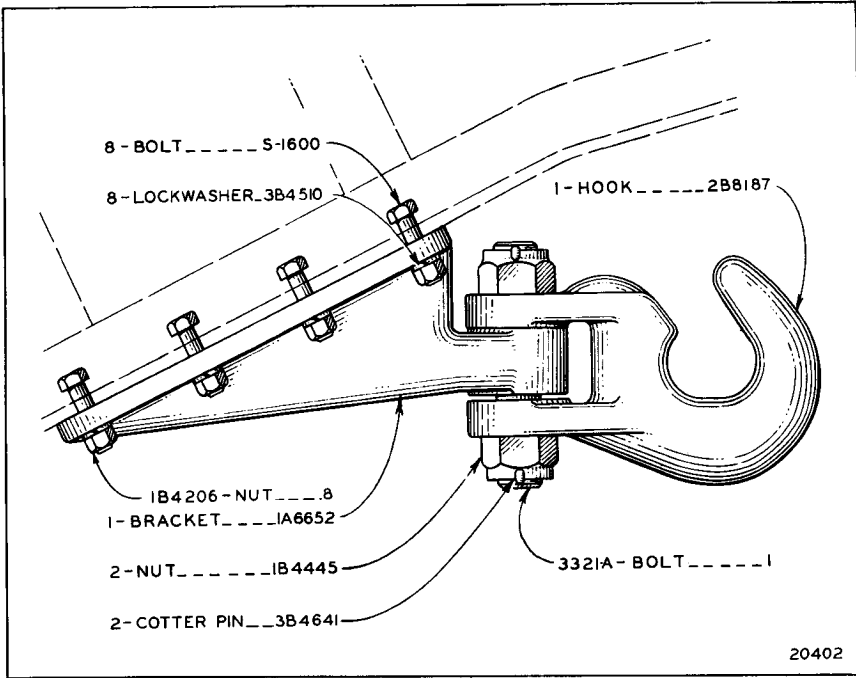


2B4159 HOOD GROUP



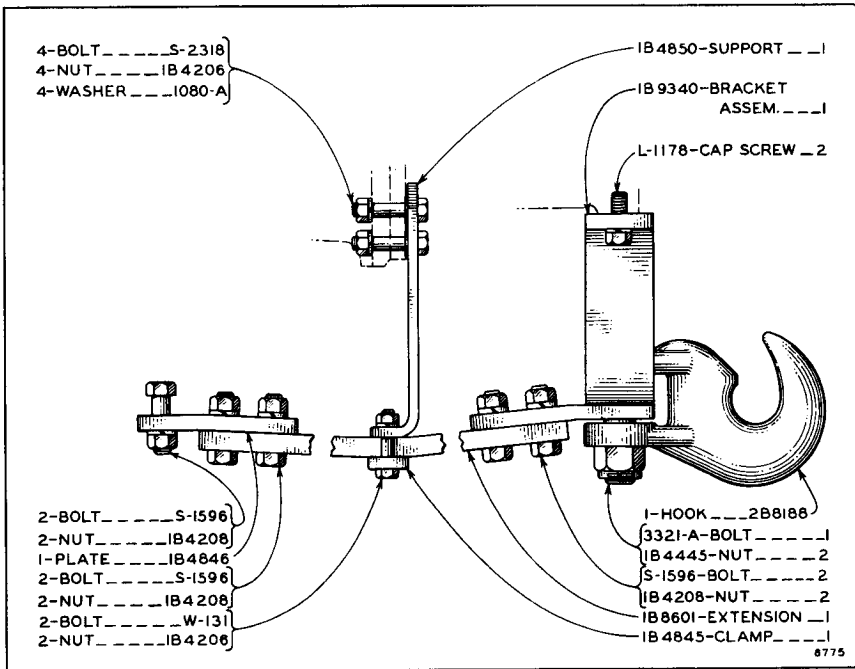
3B2125 WINTER HOOD GROUP

ALWAYS GIVE SERIAL NUMBER WHEN ORDERING PARTS



IB754 FRONT PULL HOOK GROUP

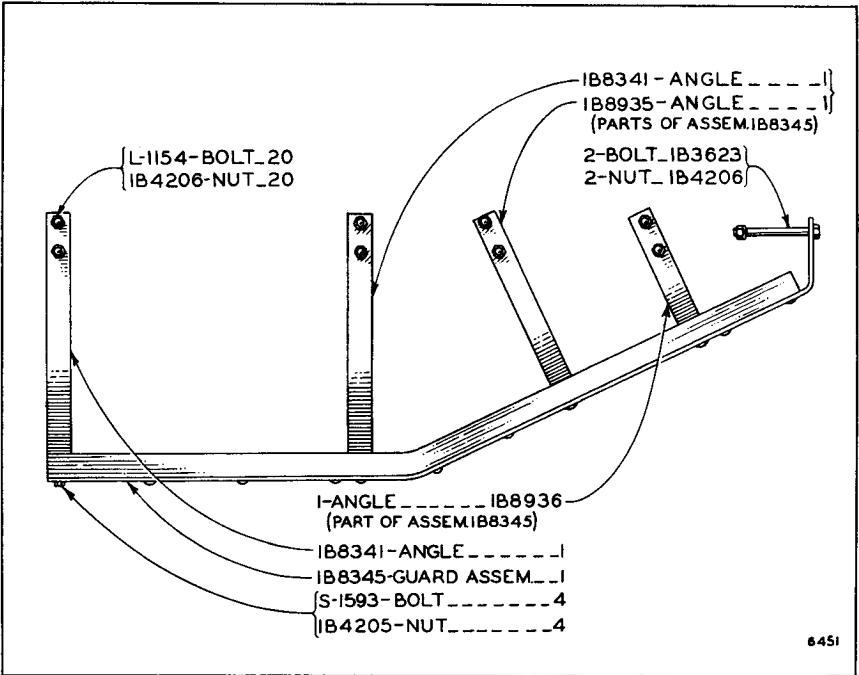
For use with Crankcase Guard



3B3249 FRONT PULL HOOK GROUP

For use without Crankcase Guard

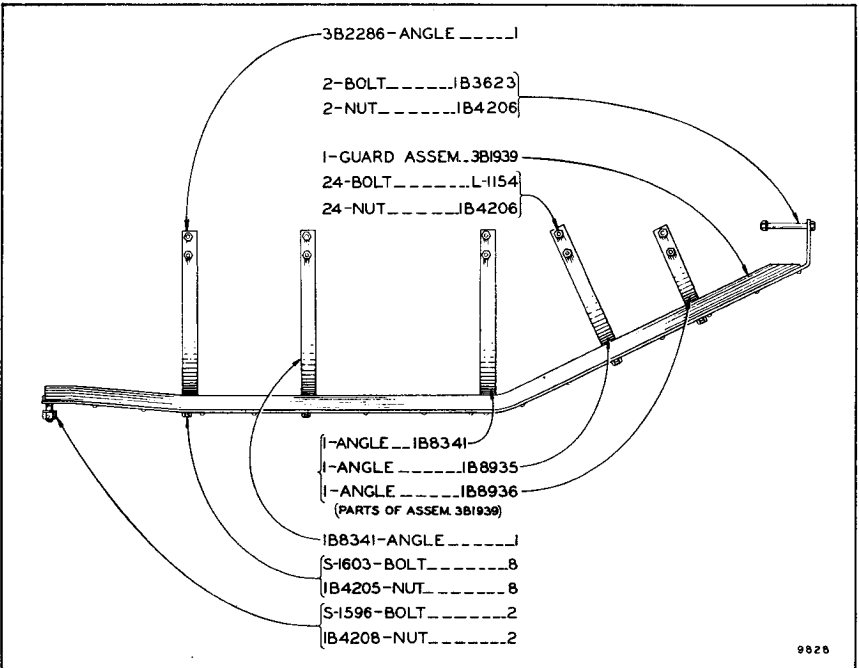
ALWAYS GIVE SERIAL NUMBER WHEN ORDERING PARTS



IB8948 CRANKCASE GUARD GROUP

For use with Front Bumper

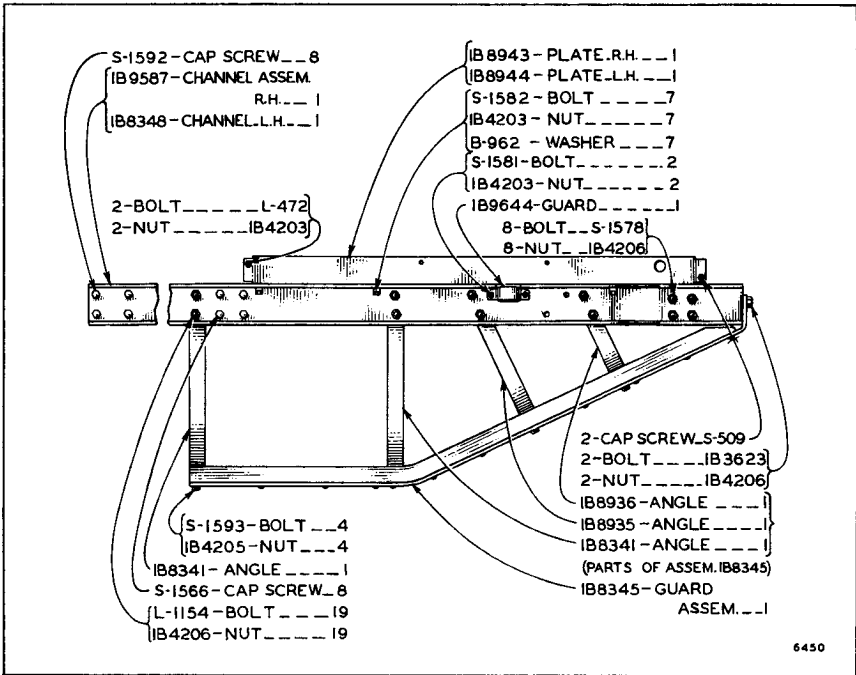
Only separate parts serviced. When complete group is required order 3B1940



3B1940 CRANKCASE GUARD GROUP

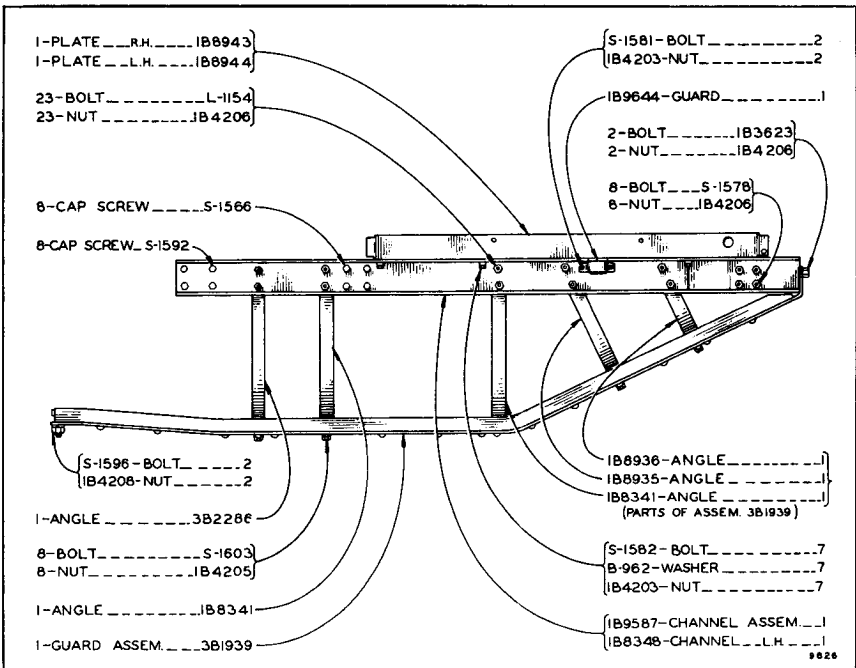
For use with Front Bumper

ALWAYS GIVE SERIAL NUMBER WHEN ORDERING PARTS



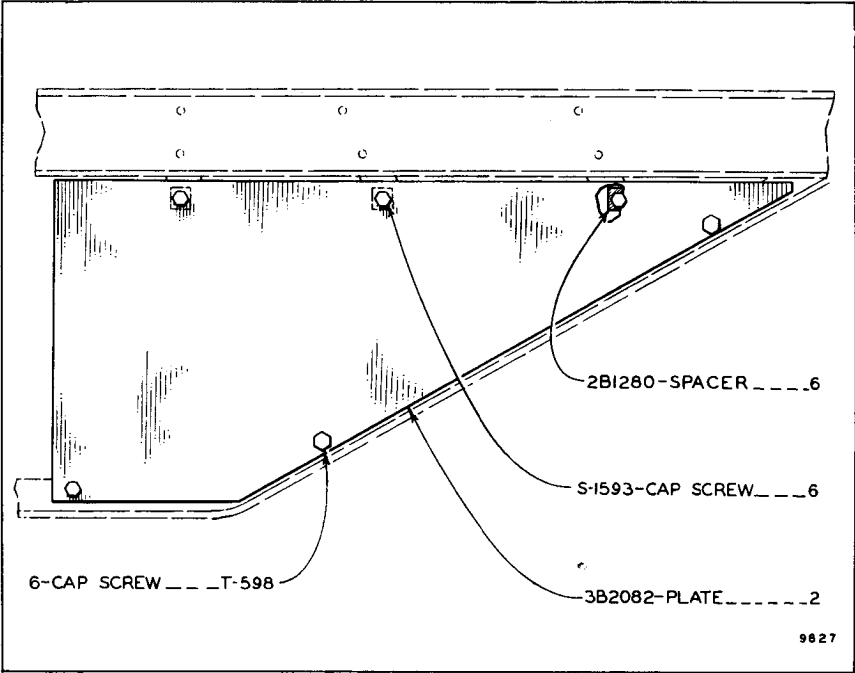
IB8346 CRANKCASE GUARD GROUP

Only separate parts serviced. When complete group is required order 3B2292

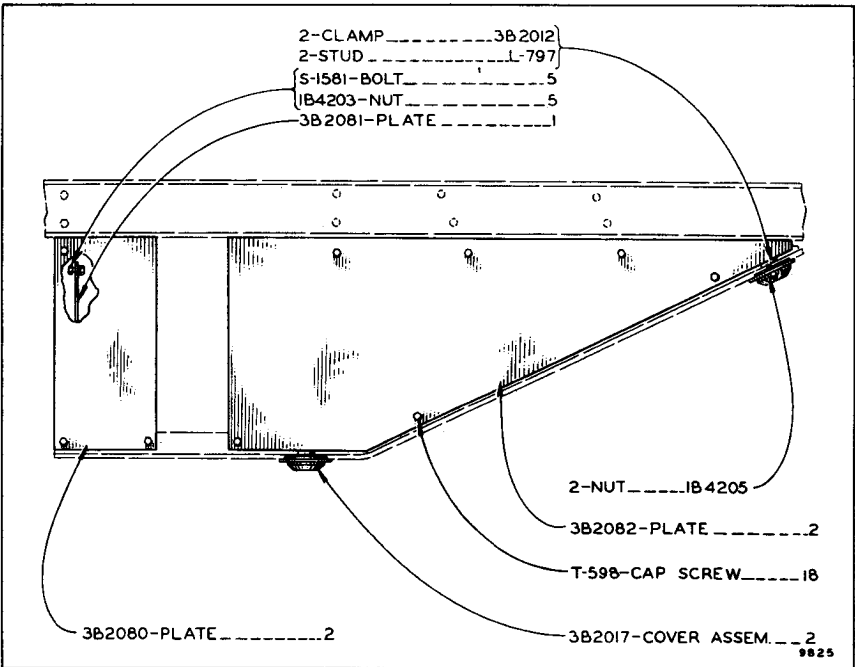


3B2292 CRANKCASE GUARD GROUP

ALWAYS GIVE SERIAL NUMBER WHEN ORDERING PARTS

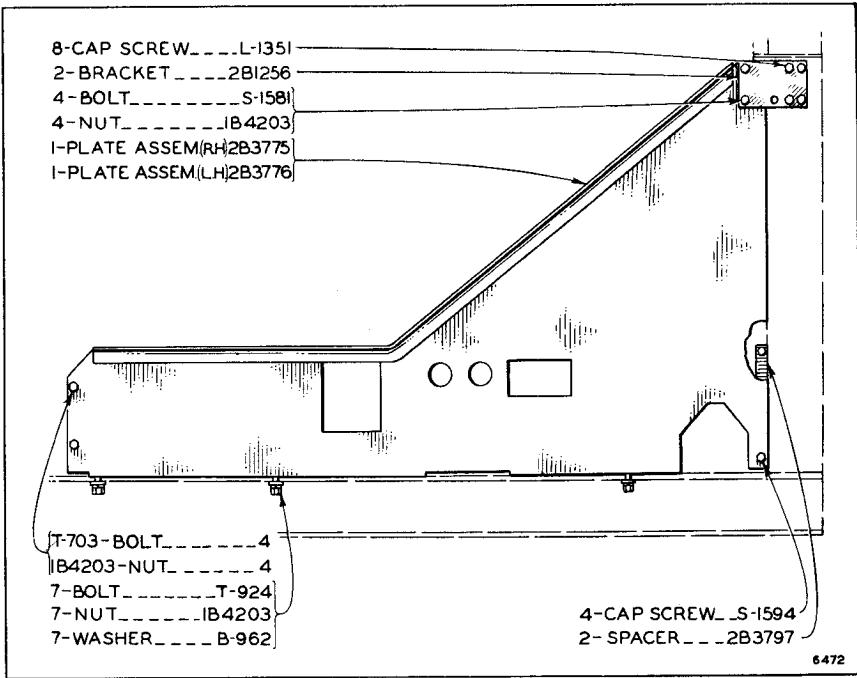


2B1282 CRANKCASE SIDE GUARD GROUP

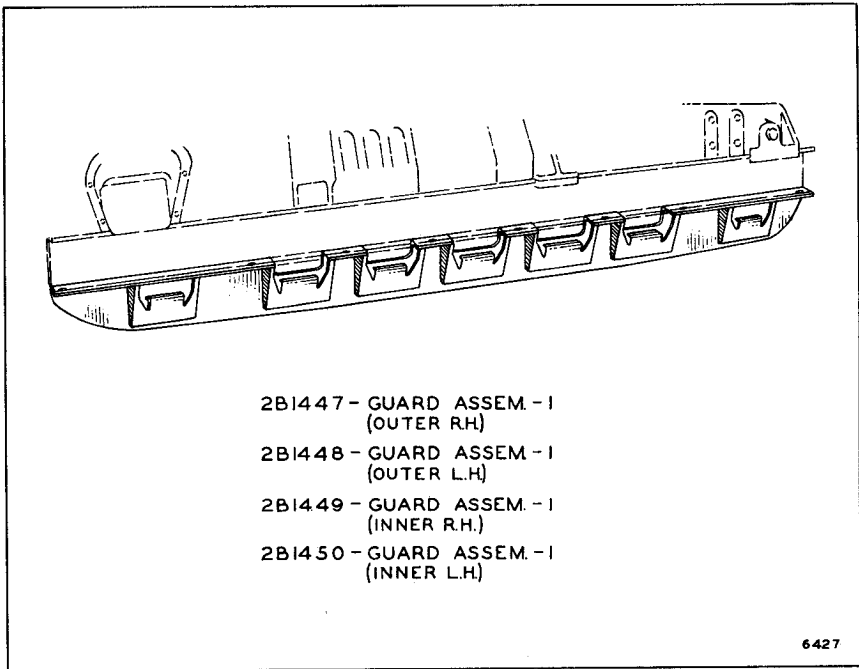


3B2083 FROST PAN GROUP

ALWAYS GIVE SERIAL NUMBER WHEN ORDERING PARTS



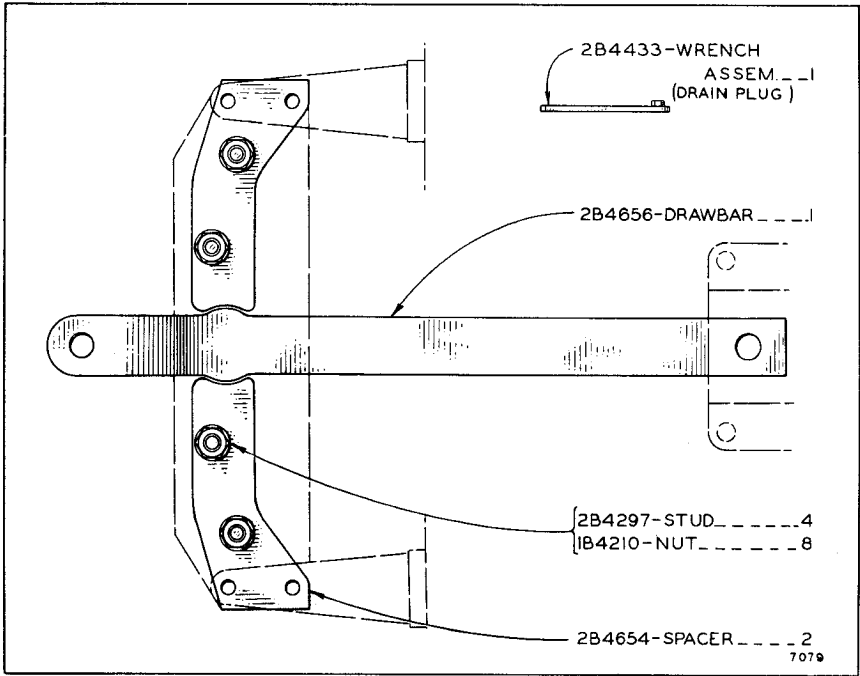
2B3772 BRUSH GUARD GROUP



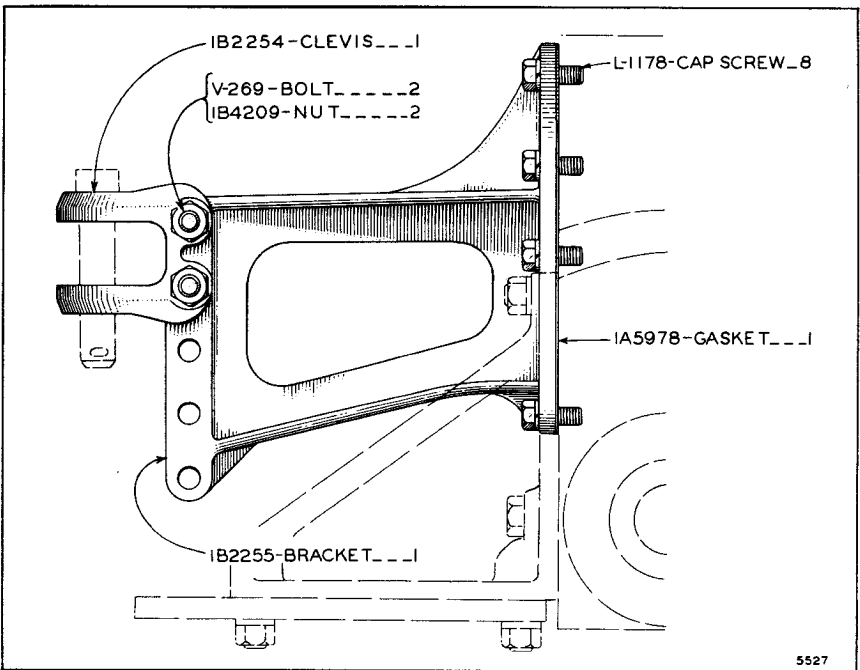
2B1629 TRACK ROLLER DIRT GUARD GROUP
 Heavy Duty Type

ALWAYS GIVE SERIAL NUMBER WHEN ORDERING PARTS

"CATERPILLAR" FIFTY TRACTOR

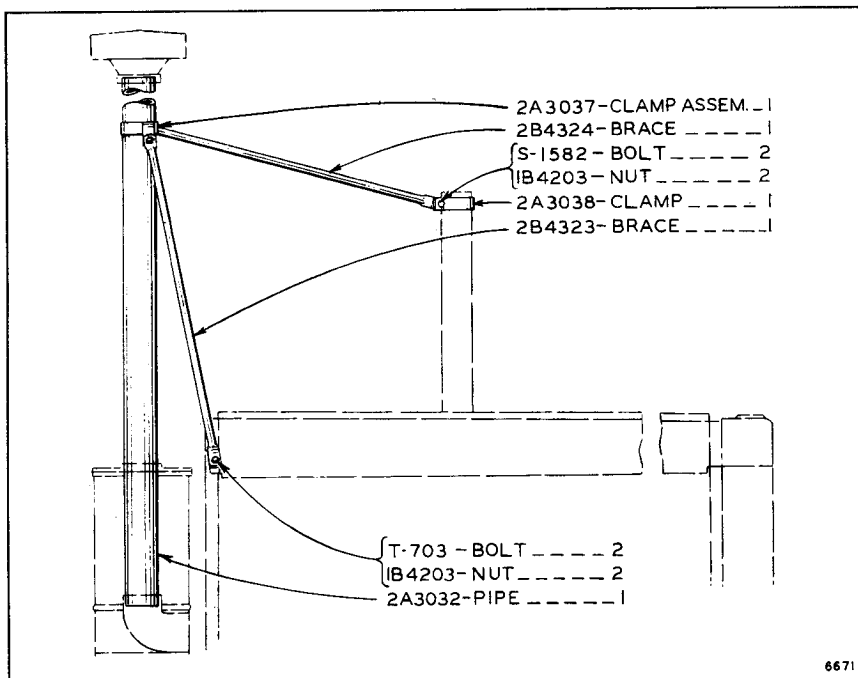


2B4655 NON-SWINGING DRAWBAR GROUP

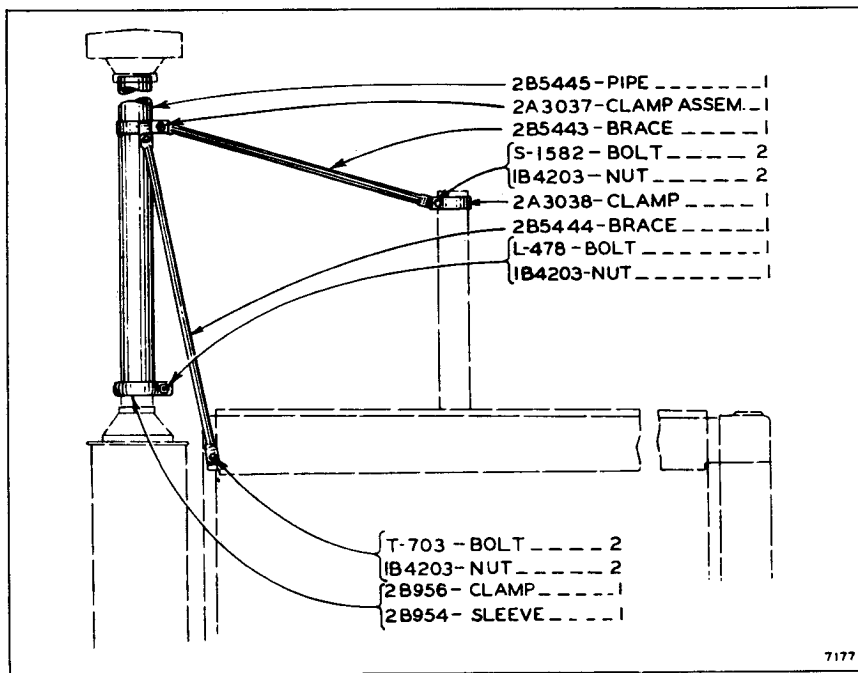


IB2071 HIGH DRAWBAR GROUP

ALWAYS GIVE SERIAL NUMBER WHEN ORDERING PARTS

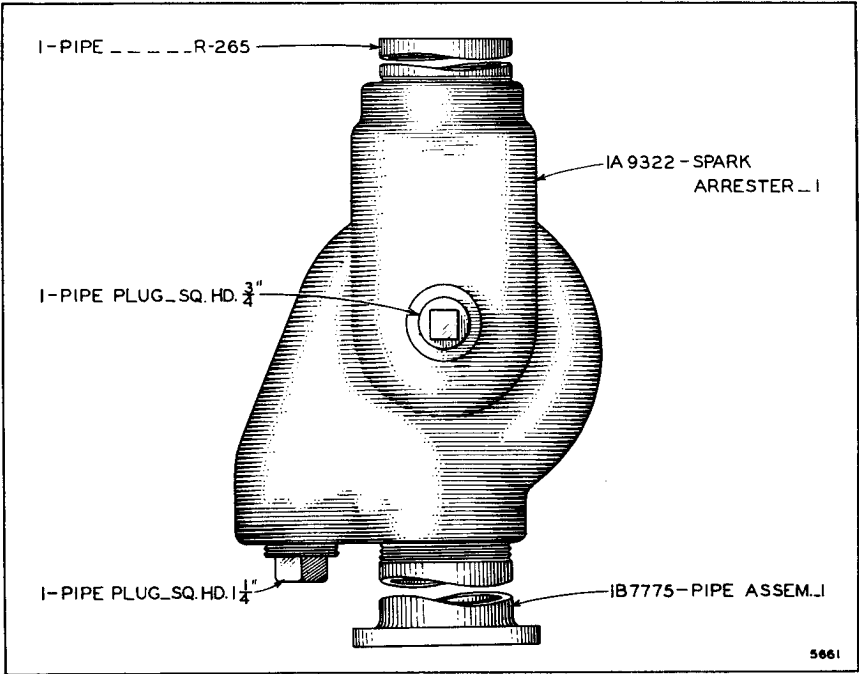


2A3146 AIR CLEANER INLET PIPE EXTENSION GROUP
 Serial No. 1E560 to 1E953 Inclusive



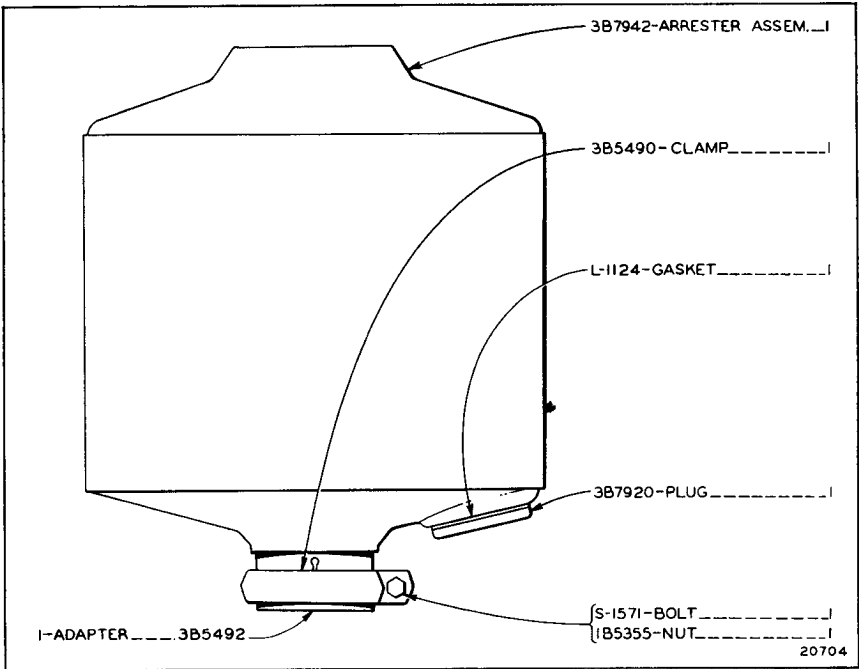
2B5446 AIR CLEANER INLET PIPE EXTENSION GROUP
 Effective with Serial No. 1E954

ALWAYS GIVE SERIAL NUMBER WHEN ORDERING PARTS



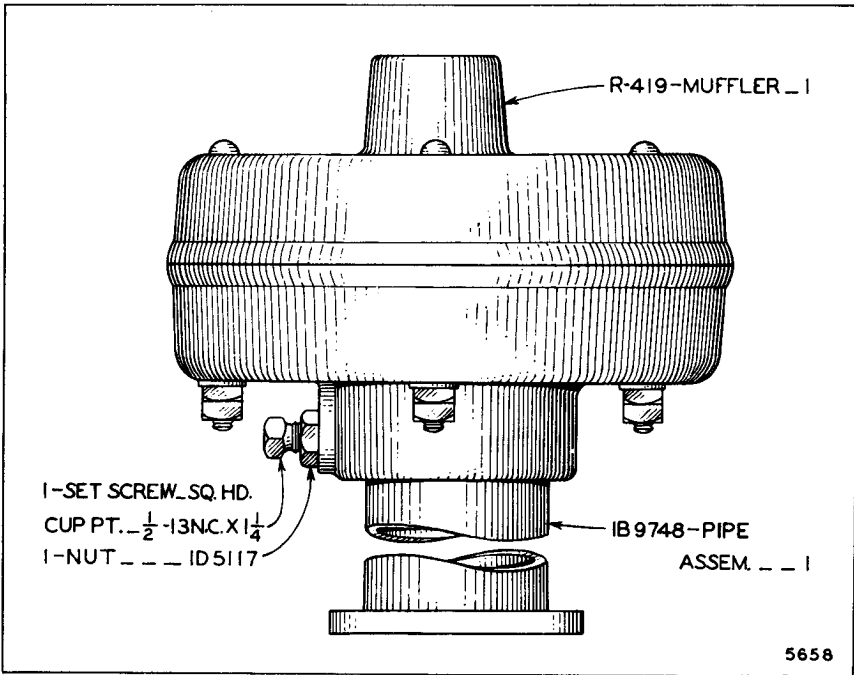
IB776 SPARK ARRESTER GROUP

Only separate parts serviced. When complete group is required order 3B5147



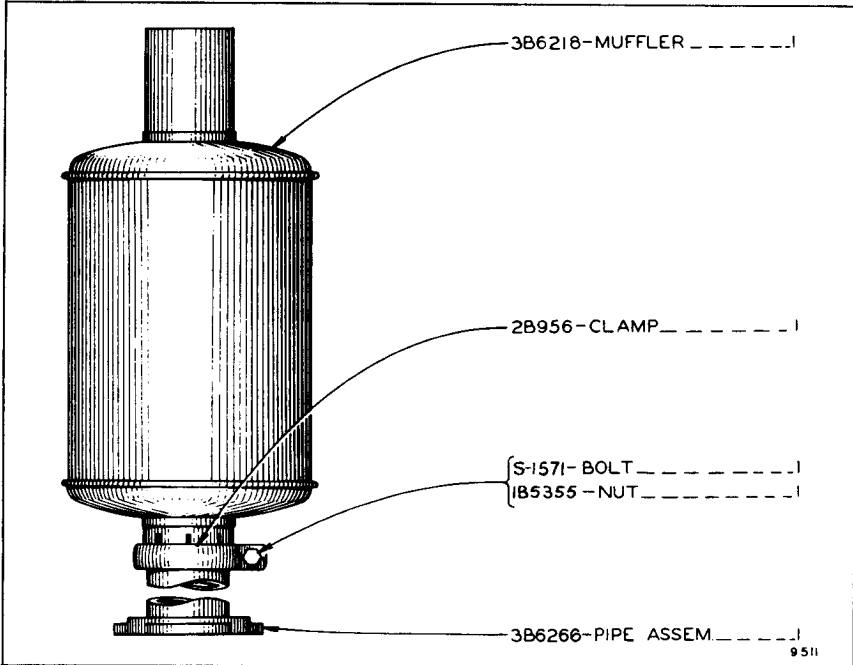
3B5147 SPARK ARRESTER GROUP

ALWAYS GIVE SERIAL NUMBER WHEN ORDERING PARTS



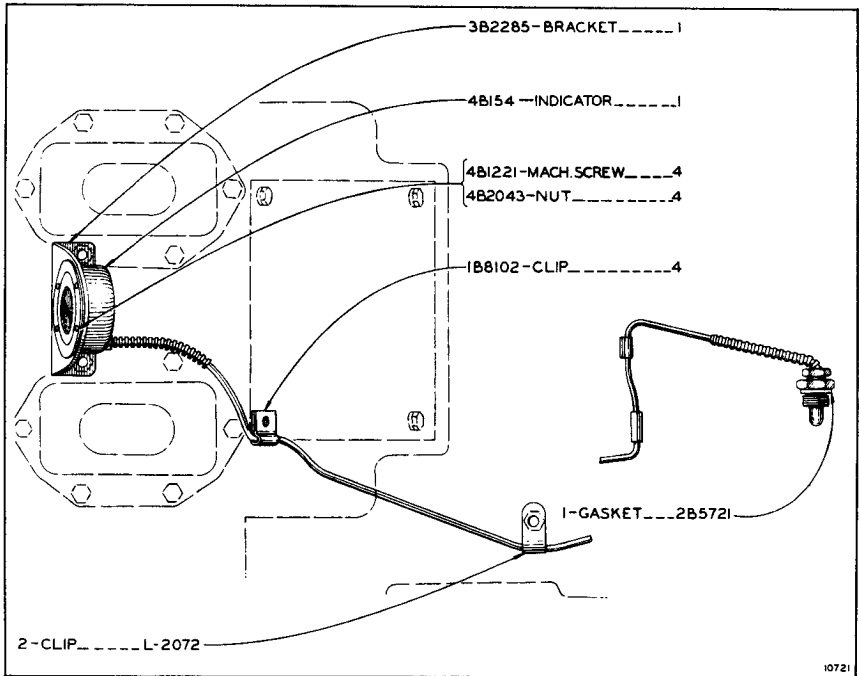
IB9691 MUFFLER GROUP

Only separate parts serviced. When complete group is required order 3B6268



3B6268 MUFFLER GROUP

ALWAYS GIVE SERIAL NUMBER WHEN ORDERING PARTS

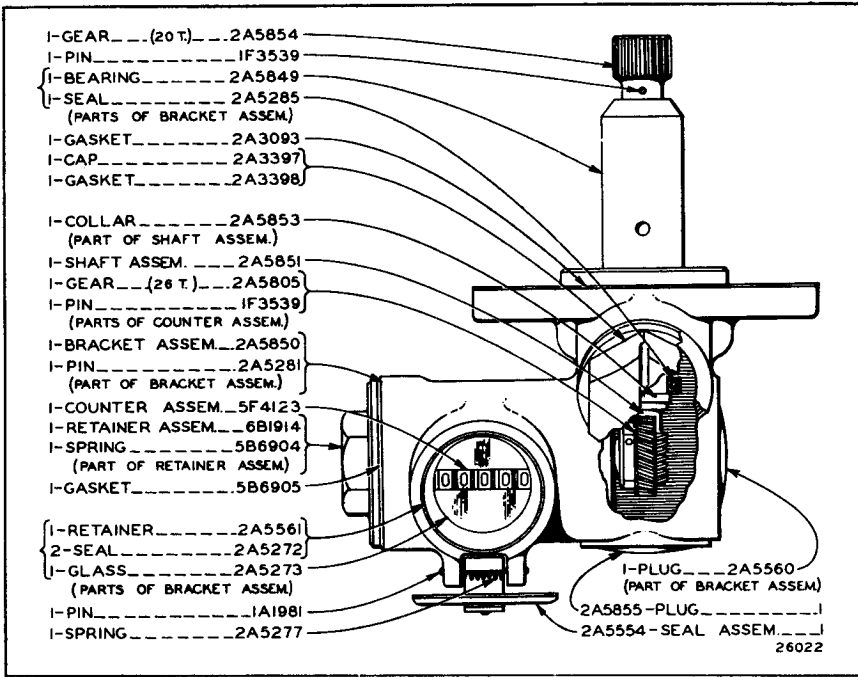
**3B2254 HEAT INDICATOR GROUP**

Effective with Serial No. 1E2027

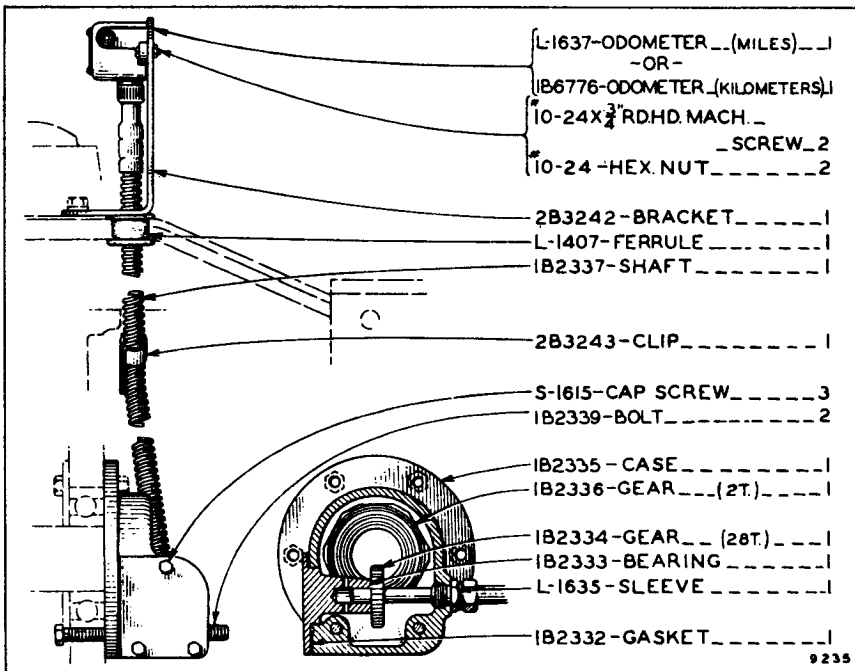
Parts listed below must be used when installing Group 3B2254 on Tractors having Serial No. 1E560 to 1E2026 Incl.

1	2B8611	Pipe Assembly
1	3B1181	Housing
2	1A2029	Cap Screw
1	3B1174	Tube Assembly
2	S-2388	Gasket
2	S-1594	Cap Screw

ALWAYS GIVE SERIAL NUMBER WHEN ORDERING PARTS

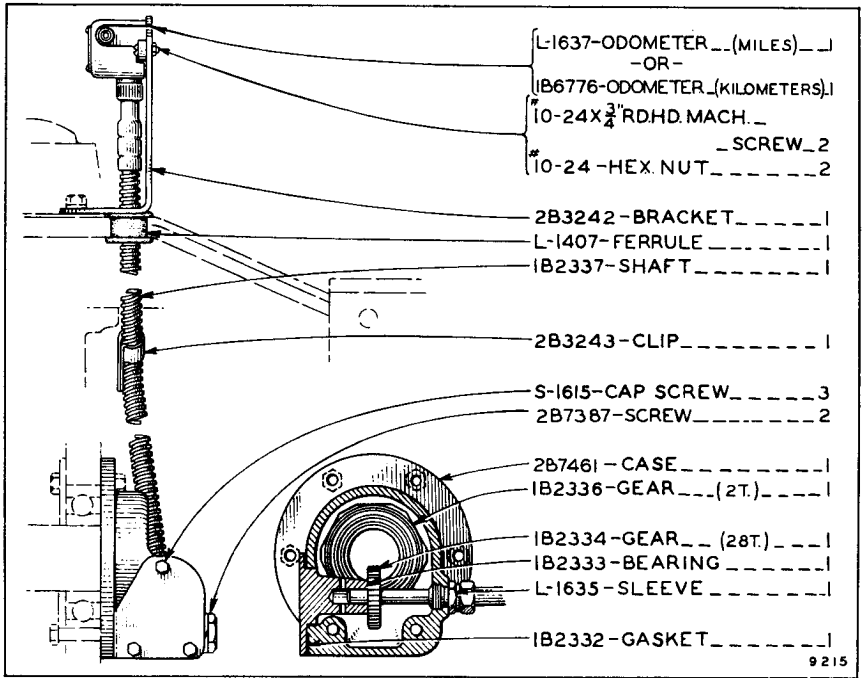


2A5861 HOUR METER GROUP
 Effective with Serial No. 1E1326

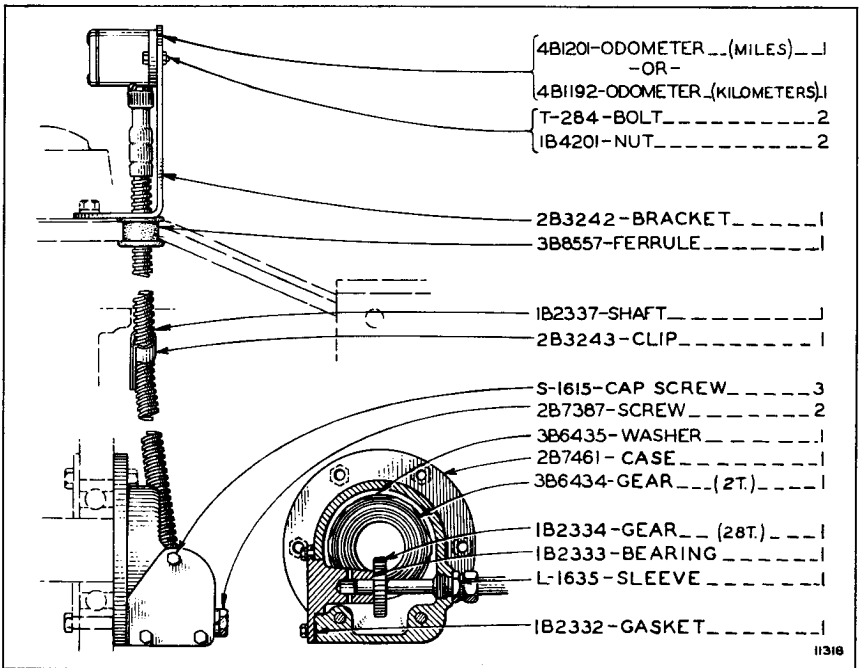


2B3244 ODOMETER GROUP—Miles (First Type)
2B5425 ODOMETER GROUP—Kilometers (First Type)

ALWAYS GIVE SERIAL NUMBER WHEN ORDERING PARTS

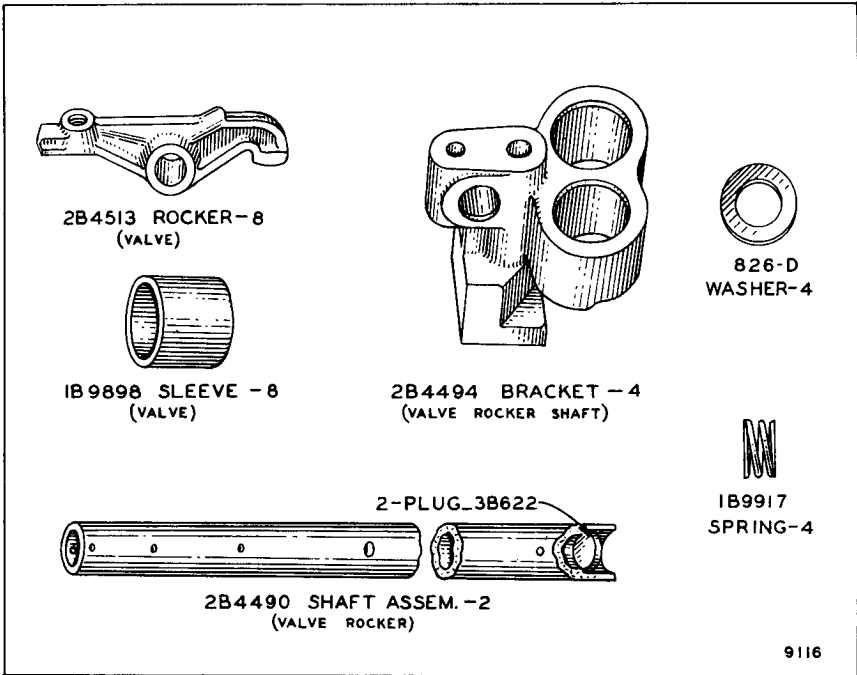


2B3244 ODOMETER GROUP—Miles (Second Type)
 2B5425 ODOMETER GROUP—Kilometers (Second Type)

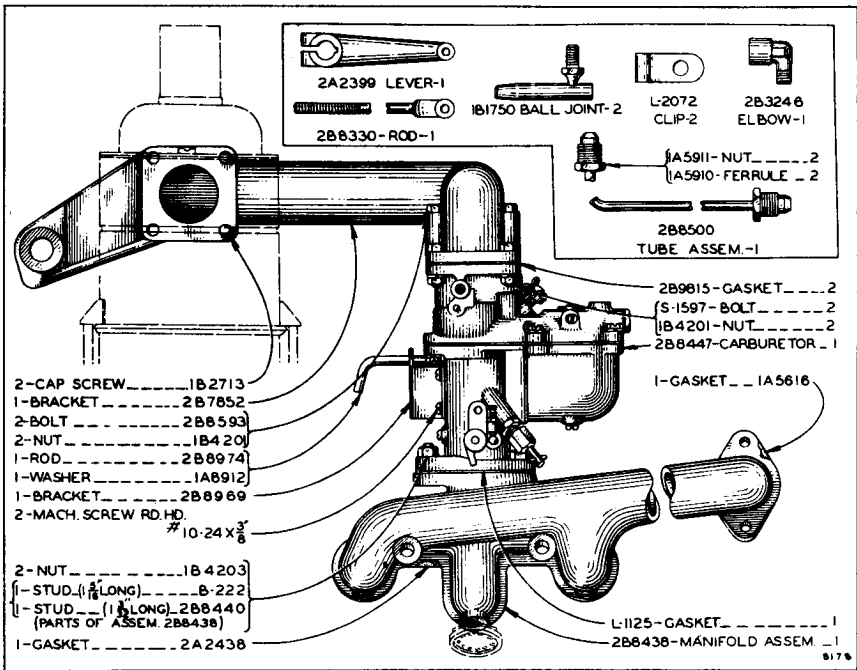


2B3244 ODOMETER GROUP—Miles (Third Type)
 2B5425 ODOMETER GROUP—Kilometers (Third Type)

ALWAYS GIVE SERIAL NUMBER WHEN ORDERING PARTS

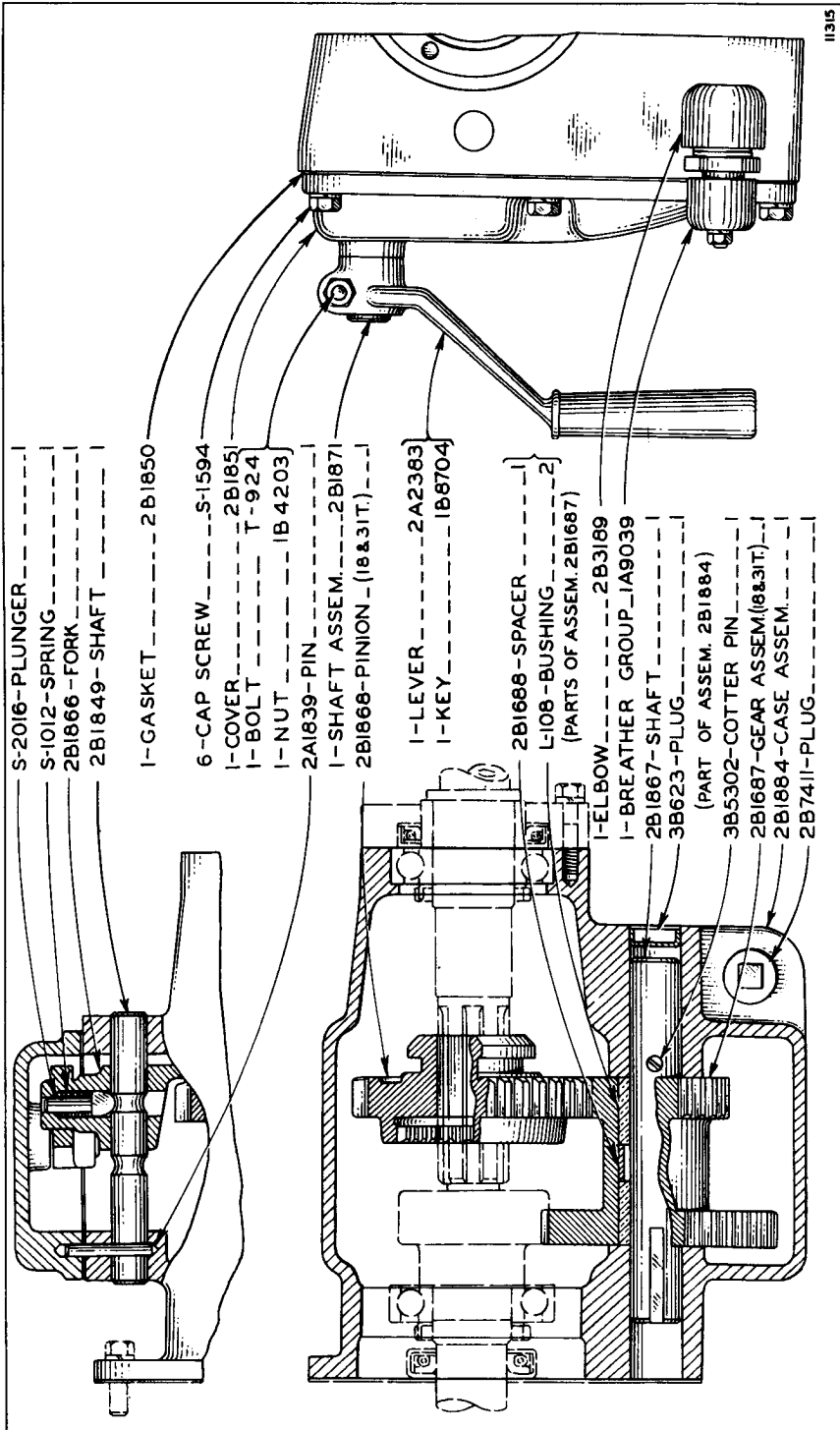


2B4570 VALVE ROCKER CHANGE-OVER GROUP
Serial No. 1E560 to 1E796 Inclusive



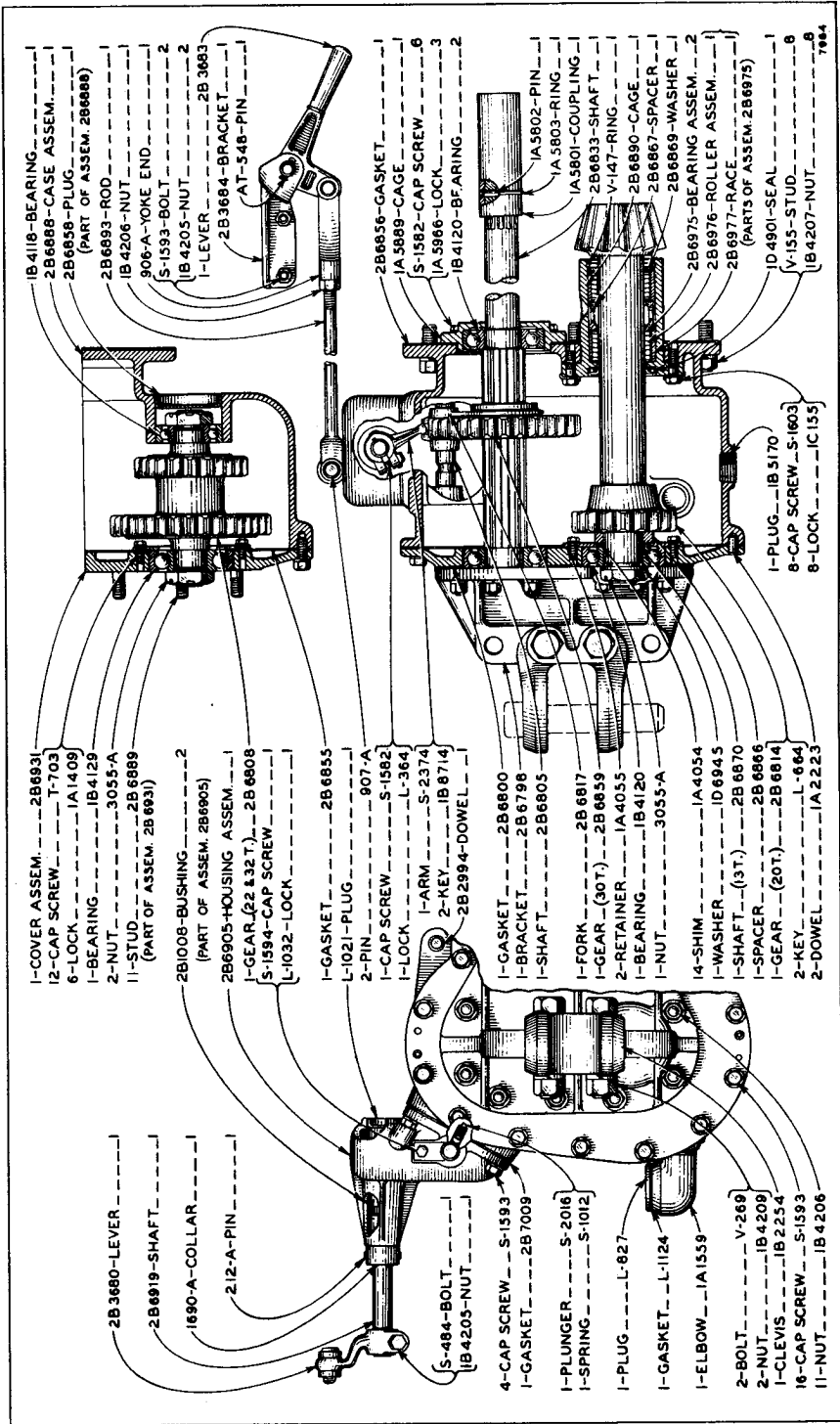
2B9471 CARBURETOR CHANGE-OVER GROUP
Serial No. 1E560 to 1E1497 Inclusive
2B8447 Carburetor parts shown on Page 62

ALWAYS GIVE SERIAL NUMBER WHEN ORDERING PARTS



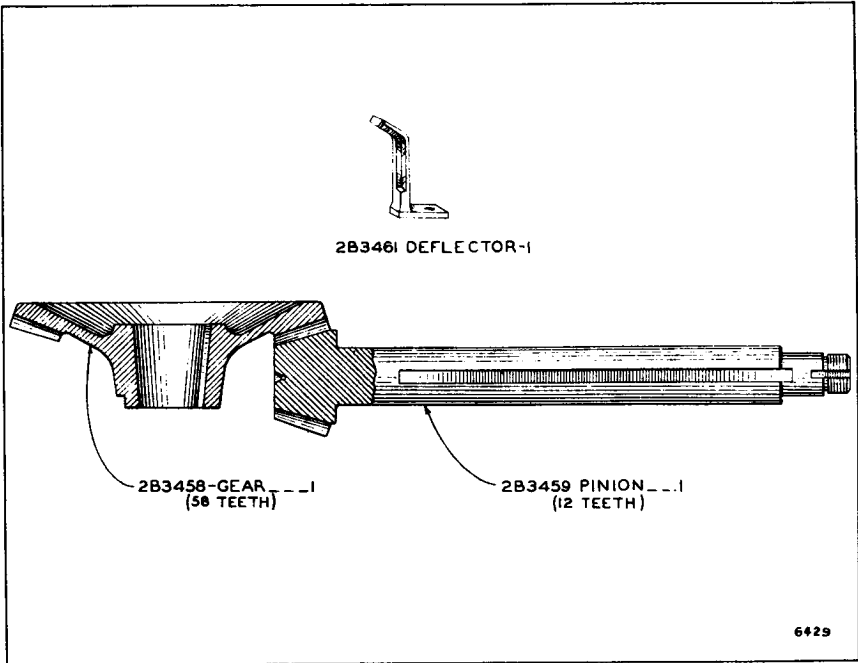
283890 TWO-SPEED TRANSMISSION GROUP—Starting Engine
 IA9039 Breather parts are shown on Page 49

ALWAYS GIVE SERIAL NUMBER WHEN ORDERING PARTS



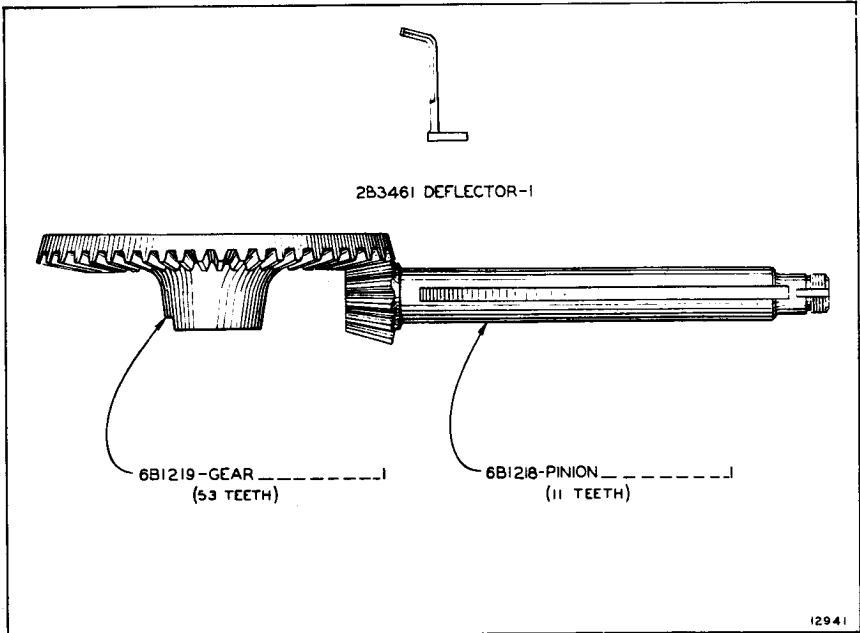
2B6565 AUXILIARY TRANSMISSION GROUP

This Group provides for Fifth Speed of 8 M.P.H. at 850 R.P.M.



2B3474 SPECIAL BEVEL GEAR GROUP

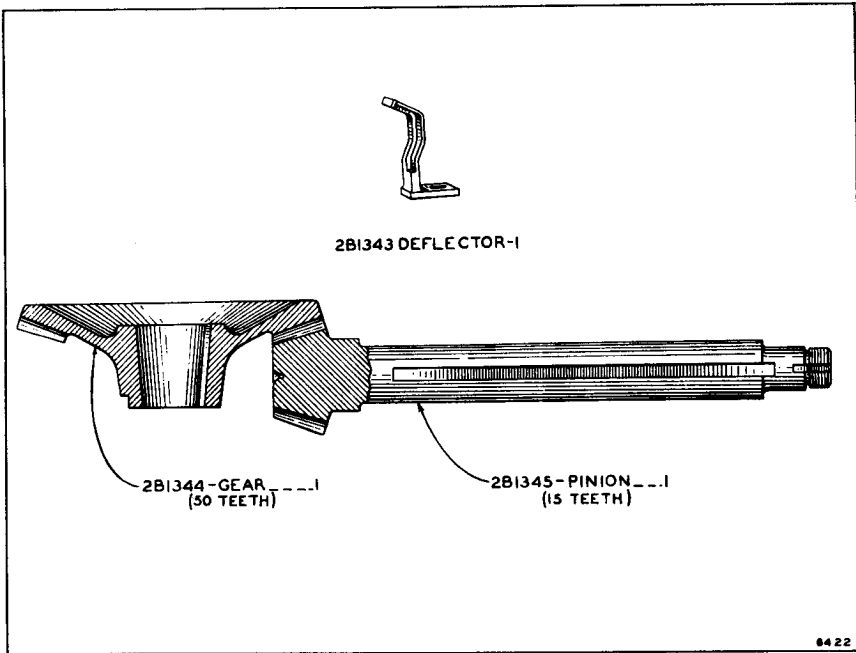
Provides the following speeds when used with Std. Transmission & Final Drive Gears:
 First—1.4 M.P.H., Second—2.2 M.P.H., Third—3.0 M.P.H., Fourth—4.2 M.P.H.
 & Reverse—1.7 M.P.H.



6B1221 SPECIAL BEVEL GEAR GROUP

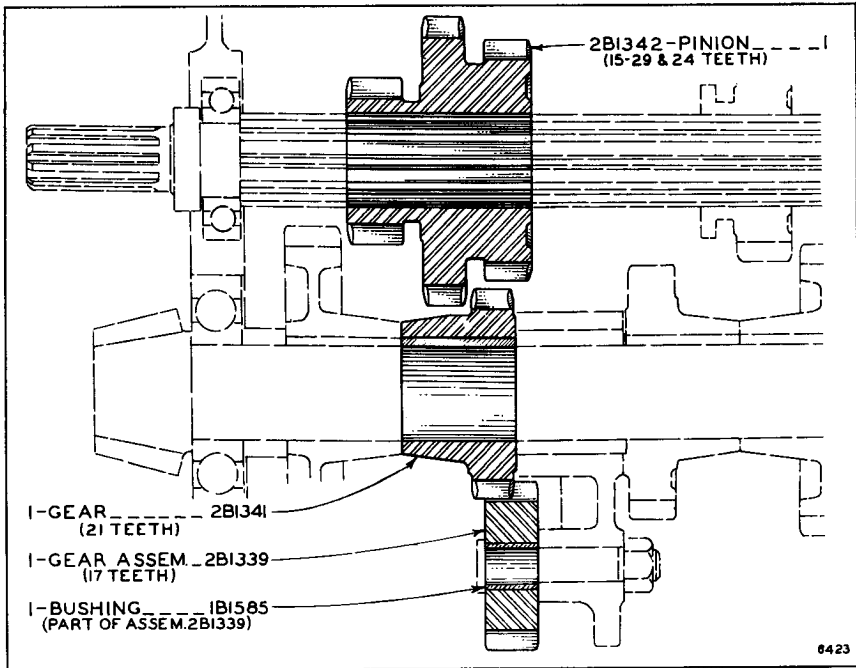
Provides the following speeds when used with Std. Transmission & Final Drive Gears:
 First—1.4 M.P.H., Second—2.2 M.P.H., Third—3.0 M.P.H., Fourth—4.2 M.P.H.
 & Reverse—1.7 M.P.H.

ALWAYS GIVE SERIAL NUMBER WHEN ORDERING PARTS



2BI346 SPECIAL BEVEL GEAR GROUP

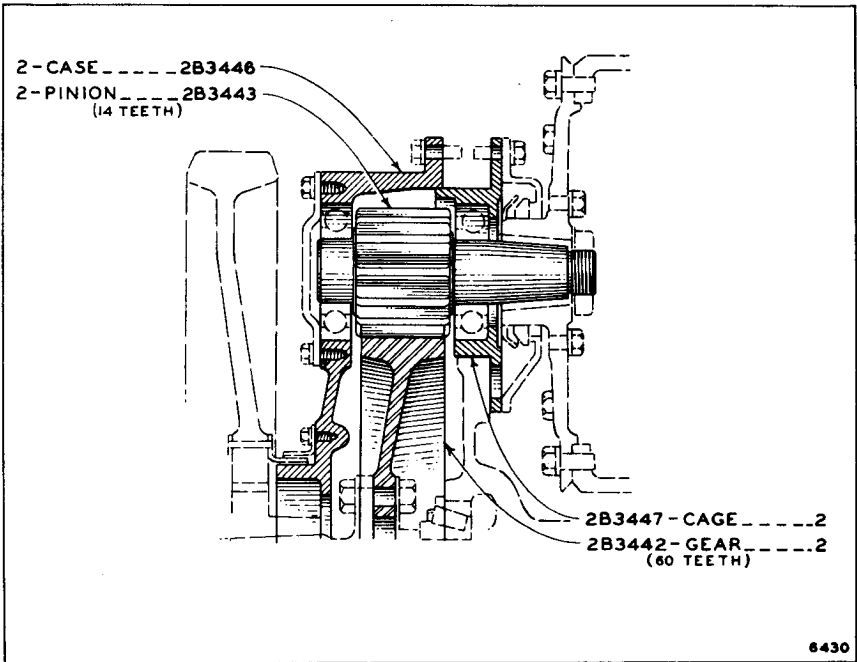
Provides the following speeds when used with Std. Transmission & Final Drive Gears:
 First—2.1 M.P.H., Second—3.1 M.P.H., Third—4.4 M.P.H., Fourth—6.1 M.P.H.
 & Reverse—2.5 M.P.H.



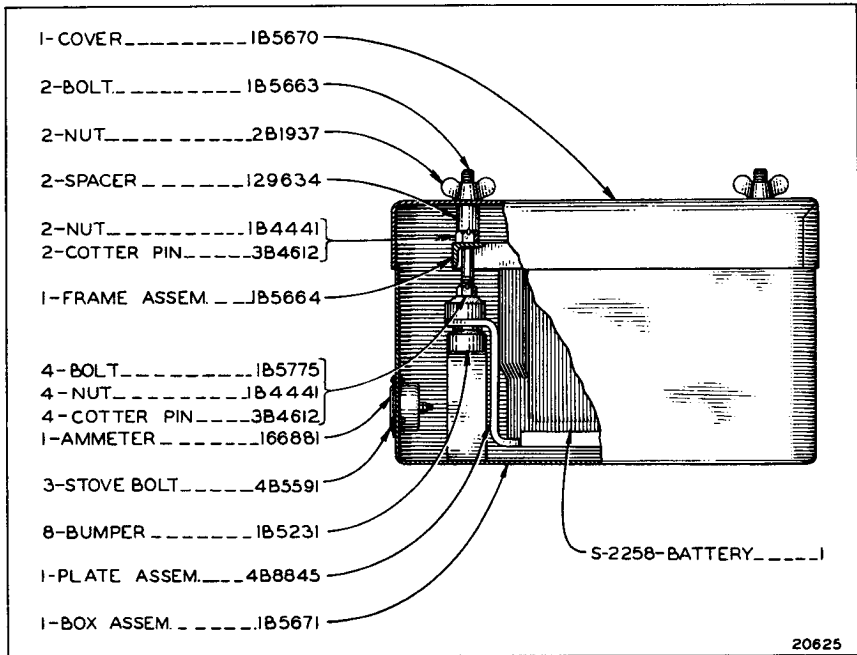
2BI347 SPECIAL HIGH FOURTH GEAR GROUP

Provides a Fourth speed of 5.1 M.P.H. when used with
 Standard Transmission and Final Drive Gears

ALWAYS GIVE SERIAL NUMBER WHEN ORDERING PARTS

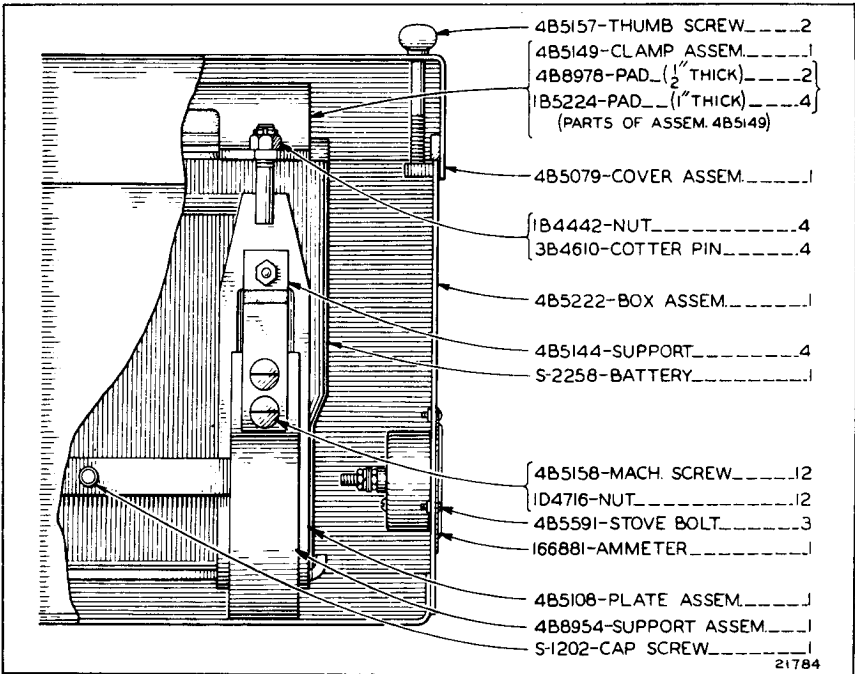
**2B3409 SPECIAL FINAL DRIVE GEAR GROUP**

Provides the following speeds when used with Std. Transmission & Bevel Gears:
 First—1.9 M.P.H., Second—2.9 M.P.H., Third—4.1 M.P.H., Fourth—5.6 M.P.H.
 & Reverse—2.3 M.P.H.

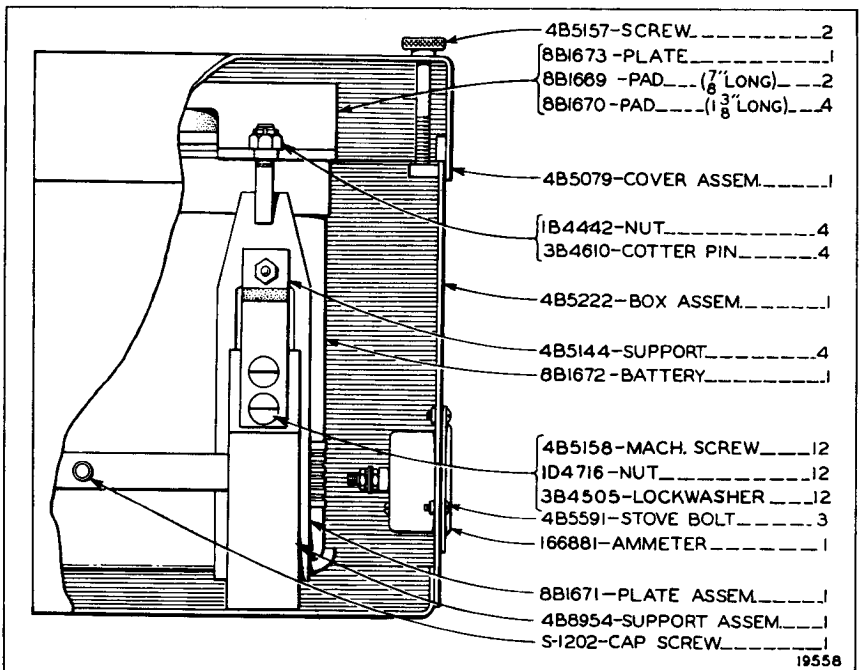
**2B9370 BATTERY AND BOX GROUP—6 Volt**

Only separate parts serviced. When complete group is required order 4B5163

ALWAYS GIVE SERIAL NUMBER WHEN ORDERING PARTS



4B5163 BATTERY AND BOX GROUP (First Type)
 6 Volt



4B5163 BATTERY AND BOX GROUP (Second Type)
 6 Volt

ALWAYS GIVE SERIAL NUMBER WHEN ORDERING PARTS

W-423 BRACKET-1
 110044 PLUG-2
 2B1882 HOUSING-1
 2B813 SHAFT-1
 S-2254 CLAMP ASSEM-1
 L1051 GASKET-1
 2B2255 GENERATOR-1
 16681 AMMETER-1
 I-1926 BATTERY BOX-1
 I-1932 SPACER-2
 L-1933 BRACKET-2
 I-1928 BATTERY BOX-1
 1/2 x 2 RD HDSTOVE BOLT-4
 20CX16 HEADLESS CUP PT SET SCREW-1
 3/8 RD HDSTOVE BOLT-3
 S-1619 BOLT-4
 ID4717 NUT-4
 S-1588 CAP SCREW-3
 ID4677 BOLT-4
 ID4717 NUT-4
 T-703 BOLT-2
 IB4203 NUT-2
 S-2255 CAP SCREW-2
 IB2717 BOLT-4
 IB4330 NUT-4
 S-1588 CAP SCREW-4
 #14 SINGLE ARMORED LIGHTING CABLE 53FT.
 I-BUSHING-5-1550
 2B814 GEAR-1 (16 T)
 2B2886 GEAR ASSEM-1 (30 T)
 S-2250 PLATE ASSEM-1
 153039 BLOCK-1
 S-2256 BATTERY-1
 110950 CLIP-11 (2-HOLE)
 IA2659 TAIL LAMP-1
 IB3178 LAMP-2

2B2320 LIGHTING SYSTEM GROUP

With Battery—For use with Cab

Only separate parts serviced. When complete group is required order 2B9334

S-550 CLIP-12 (1 1/2" HOLE)
 4B9233 CLIP-2 (1 1/2" HOLE)
 4B9232 CLIP-12 (1 1/2" HOLE)
 2B8352 WASHER-2
 2B9375 TAIL LAMP-1
 IA430 SWITCH-1
 T-375 SPAGER-4
 IB3310 WASHER-4
 W-423 BRACKET-1
 IB1301 DASH LAMP-1
 2B6593-GENERATOR GROUP
 BATTERY & BOX GROUP
 2B9529-WIRE 63 FT.
 IB4206 NUT-2 LAMP
 ID4683 BOLT- (3/8" x 3")-4
 ID4717 NUT-4
 2B9369 BOLT- (5/16" x 5 3/4")-4
 ID4716 NUT-4
 S-1584 BOLT-4
 IB4205 NUT-4
 S-1581 BOLT- (3/8" x 1")-2
 IB4203 NUT-2
 4B5591 STOVE BOLT-4 SWITCH
 4B5593 STOVE BOLT-2 DASH LAMP
 4B1172 LAMP-(7 3/8" DIA.)-2
 -OR-
 2B6801 LAMP-(9 1/2" DIA.)-2
 2B6186 BRACKET-2

2B9334 LIGHTING SYSTEM GROUP

With Battery—For use with Cab

2B6593 Generator parts are shown on Page 156
 Battery and Box Group parts are shown on Page 150

L-1928 BATTERY BOX-1
S-2250 PLATE ASSEM-1
2B1882 HOUSING-1
L-1051 GASKET-1
L-1932 SPACER-2
166881 AMMETER-1
110044 PLUG-2
1-BUSHING-S-1550
2B2886 GEAR ASSEM-1 (39T)
IA 430 SWITCH-1
28814 GEAR-1 (18T)
1B3178 LAMP-2
2B2255 GENERATOR-1
S-2254 CLAMP ASSEM-1
S-2258 BATTERY-1

28813 SHAFT-1 IB234 BRACKET-2 IC1976 WASHER-4 IB8102 CLIP-9 IB4971 SPACER-4	ID4679 BOLT-4 ID4717 NUT-4 S-2255 CAP SCREW-2 S-2255 CAP SCREW-2 T-703 BOLT-2 IB4203 NUT-2 S-1588 CAP SCREW-3 S-1581 BOLT-2 IB4203 NUT-2 S-1594 CAP SCREW-2 4-20NCX1 1/8" HEADLESS CUP PT SET SCREW-1 S-1588 CAP SCREW-4 #14 SINGLE ARMORED LIGHTING CABLE 36FT.	BATTERY BOX BATTERY CLAMP AMMETER SWITCH TO BRACKET CLIP GENERATOR FLANGE REAR LAMP BRACKET FRONT LAMP BRACKET GENERATOR GEAR HOUSING GEN. GEAR HOUSING
--	---	--

8203-A

2B2278 LIGHTING SYSTEM GROUP

With Battery—For use without Cab

Only separate parts serviced. When complete group is required order 2B9168

2B 4551 BRACKET-2
IB3310 WASHER-4
T-375 SPACER-4
2B8352 WASHER-2
4B1172 LAMP-(7 3/8" DIA.)-2
-OR-
2B6801 LAMP-(9 1/2" DIA.)-2
IB1301 DASH LAMP-1
2B6593 GENERATOR GROUP
BATTERY & BOX GROUP
2B9529-WIRE 46 FT.
IB4206 NUT-2 (LAMP)
S-1581 BOLT-4 (REAR LAMP BRACKET)
IB4203 NUT-4 (BATTERY BOX)
S-1584 BOLT-4 (BATTERY BOX)
IB4205 NUT-4 (BATTERY BOX)
S-1581 BOLT-2 (CLIP)
IB4203 NUT-2 (CLIP)
S-1594 CAP SCREW-4 (FR. LAMP BRACKET)
4B5591 STOVE BOLT-4 (SWITCH)
4B5593 STOVE BOLT-2 (DASH LAMP)
IA430 SWITCH-1
4B9233 CLIP-1 (17/32" HOLE)
S-550 CLIP-12 (13/32" HOLE)

12530

2B9168 LIGHTING SYSTEM GROUP

With Battery—For use without Cab

2B6593 Generator Group parts are shown on Page 156

Battery and Box Group parts are shown on Page 150

ALWAYS GIVE SERIAL NUMBER WHEN ORDERING PARTS

2B1918
GENERATOR-1

1A2669
TAIL LAMP-1

L-1051
GASKET-1

110950 CLIP-12
($\frac{13}{64}$ HOLE)

1B8102
CLIP-7
($\frac{13}{32}$ HOLE)

110044
PLUG-2

1-BUSHING_S-1550

2B813
SHAFT-1

2B814
GEAR (18T)-1

W-423
BRACKET-1

2B2886
GEAR ASSEM.(39T)-1

IB60
BRACKET-2

IB3178 LAMP-2

2B1882
HOUSING-1

14 SINGLE ARMORED LIGHTING CABLE 41 FT.
 $\frac{1}{4}$ -20N.CX $\frac{1}{8}$ HEADLESS } GENERATOR
 CUP PT.SET SCREW-1 } GEAR HOUSING
 S-1588 CAP SCREW-4-GENERATOR
 GEAR HOUSING
 T-703 BOLT-2-CLIP
 IB4203 NUT-2-CLIP
 S-1588 CAP SCREW-3-GEN.FLANGE
 IB2717 BOLT-4-FRONT LAMP
 IB4330 NUT-4-BRACKET

6459

2B2379 LIGHTING SYSTEM GROUP

Without Battery--For use with Cab

Only separate parts serviced. When complete group is required order 2B9276

2B9375 TAIL LAMP-1

2B8352
WASHER-2

W-423
BRACKET-1

110950
CLIP-12
($\frac{13}{64}$ HOLE)

4B1172 LAMP_($7\frac{3}{8}$ " DIA.)-2

-OR-
2B6801 LAMP_($9\frac{1}{2}$ " DIA.)-2

2B6594 GENERATOR GROUP-1

2B9529 WIRE-----50 FT.

IB4206 NUT-----2 (LAMP)

ID4683 BOLT--($\frac{3}{8}$ " X 3")-4

ID4717 NUT-----4

2B9369 BOLT--($\frac{5}{16}$ " X $5\frac{3}{4}$ ")-4 } (FRONT
LAMP
BRACKET)

ID4716 NUT-----4

S-1581 BOLT--($\frac{3}{8}$ " X 1")-2 } (CLIP)

IB4203 NUT-----2

$\frac{1}{8}$ " X $\frac{5}{8}$ " RD. HD. STOVE BOLT-2 (DASH LAMP)

IB1301
DASH LAMP-1

S-582 CLIP-8
($\frac{13}{32}$ HOLE)

2B6186
BRACKET-2

602-A CLIP-1
($\frac{17}{32}$ HOLE)

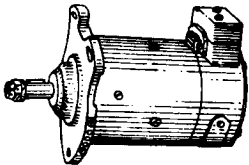
10611

2B9276 LIGHTING SYSTEM GROUP

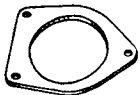
Without Battery--For use with Cab

2B6594 Generator Group parts are shown on Page 157


ALWAYS GIVE SERIAL NUMBER WHEN ORDERING PARTS



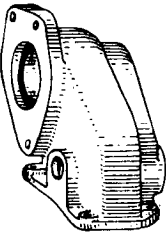
2B1918 GENERATOR-1




L-1051
GASKET-1




IB234
BRACKET-2




2B1862 HOUSING-1




IB8102
CLIP-9



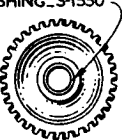
2B814
GEAR (6T.)-1



110044
PLUG-2

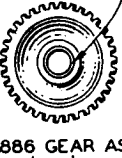


2B813
SHAFT-1




IBUSHING_S-1550

T-703 BOLT---2 } CLIP
 IB4203 NUT---2 }
 S-1581 BOLT---2 } REAR LAMP BRACKET
 IB4203 NUT---2 }
 S-1588 CAP SCREW-4- } GENERATOR GEAR
 HOUSING
 S-1588 CAP SCREW-3- GENERATOR FLANGE
 S-1594 CAP SCREW-2-FRONT LAMP BRACKET
 1-20N.C.X1 1/8" HEADLESS CUP PT SET SCREW-1
 #14 SINGLE ARMORED LIGHTING CABLE 23FT.



2B2886 GEAR ASSEM.-1
(39T.)




IB3178 LAMP-2

6502-A


2B2321 LIGHTING SYSTEM GROUP

Without Battery—For use without Cab


Only separate parts serviced. When complete group is required order 2B9067




IB1301
DASH LAMP-1



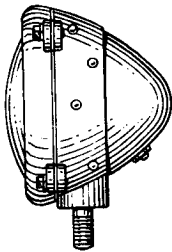
2B4551
BRACKET-2



2B8352
WASHER-2

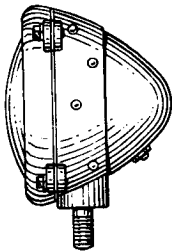


S-582
CLIP-12
(13/32" HOLE)



4B1172 LAMP-(7 3/8" DIA.)-2

- OR -



2B6801 LAMP-(9 1/2" DIA.)-2

2B6594 GENERATOR GROUP-----1
 2B9529 WIRE-----28 FT.
 IB4206 NUT-----2 (LAMP)
 S-1581 BOLT-----4 } (REAR LAMP BRACKET)
 IB4203 NUT-----4 }
 S-1594 CAP SCREW-4 (FRONT LAMP BRACKET)
 S-1581 BOLT-----2 } (CLIP)
 IB4203 NUT-----2 }
 1/8" X 5/8" RD. HD. STOVE BOLT--2 (DASH LAMP)

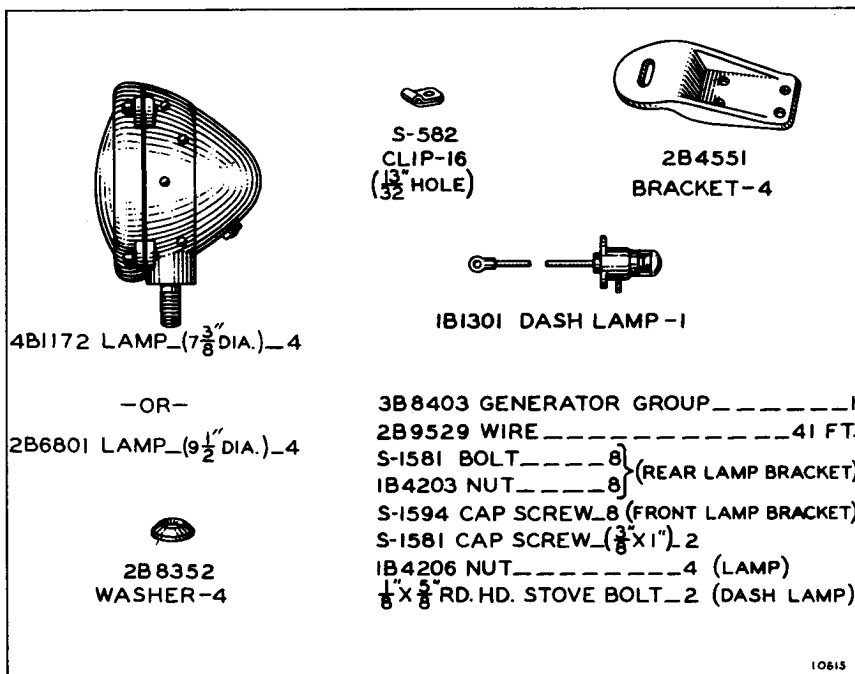
10609

2B9067 LIGHTING SYSTEM GROUP

Without Battery—For use without Cab

2B6594 Generator Group parts are shown on Page 157

ALWAYS GIVE SERIAL NUMBER WHEN ORDERING PARTS



4B1172 LAMP—(7 $\frac{3}{8}$ " DIA.)—4

—OR—

2B6801 LAMP—(9 $\frac{1}{2}$ " DIA.)—4

2B 8352
WASHER—4

S-582
CLIP-16
($\frac{13}{32}$ " HOLE)

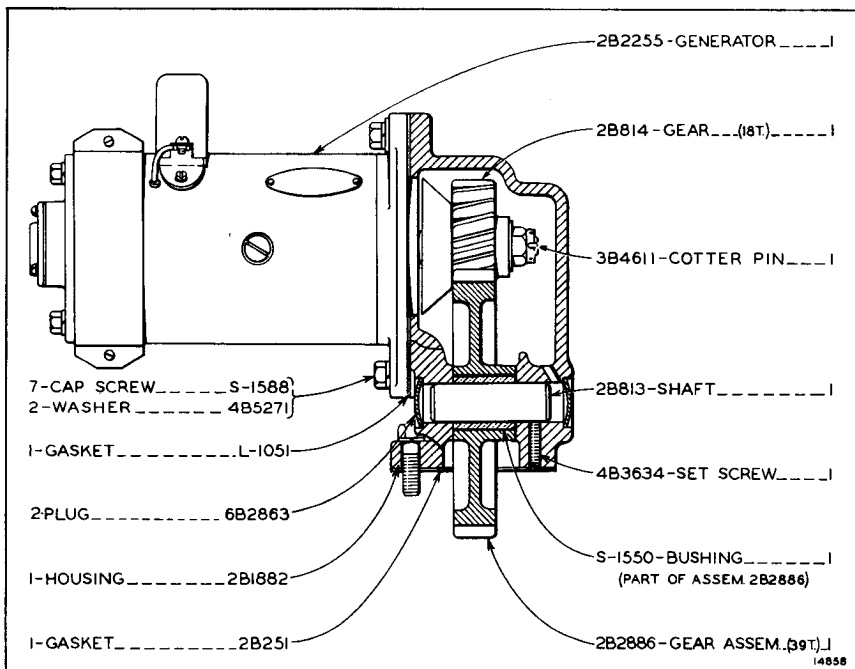
2B4551
BRACKET—4

IB1301 DASH LAMP—1

3B8403 GENERATOR GROUP _____ 1
 2B9529 WIRE _____ 41 FT.
 S-1581 BOLT _____ 8 } (REAR LAMP BRACKET)
 IB4203 NUT _____ 8 }
 S-1594 CAP SCREW_8 (FRONT LAMP BRACKET)
 S-1581 CAP SCREW_($\frac{3}{8}$ " X 1")_2
 IB4206 NUT _____ 4 (LAMP)
 $\frac{1}{8}$ " X $\frac{5}{8}$ " RD. HD. STOVE BOLT_2 (DASH LAMP)

10615

3B8401 LIGHTING SYSTEM GROUP—4 Lights, 130 Watt
 Without Battery—For use without Cab
 3B8403 Generator Group parts are shown on Page 158



2B2255—GENERATOR _____ 1

2B814—GEAR_(18T) _____ 1

3B4611—COTTER PIN _____ 1

2B813—SHAFT _____ 1

4B3634—SET SCREW _____ 1

S-1550—BUSHING _____ 1
 (PART OF ASSEM 2B2886)

2B2886—GEAR ASSEM.(39T) _____ 1

7—CAP SCREW _____ S-1588 }
 2—WASHER _____ 4B5271 }

1—GASKET _____ L-1051

2—PLUG _____ 6B2863

1—HOUSING _____ 2B1882

1—GASKET _____ 2B251

14858

2B6593 GENERATOR GROUP—6 Volt, 90 Watt
 For use with Battery

ALWAYS GIVE SERIAL NUMBER WHEN ORDERING PARTS

INSERT BETWEEN PAGES 156 & 157 IN FORM 5203—PARTS CATALOG FOR DIESEL FIFTY TRACTOR

● - USED AS REQUIRED

- 1-COIL-(No.1 UPPER R.H.) - 9B9620
- 1-COIL-(No.2 LOWER R.H.) - 9B9622
- 1-COIL-(No.3 LOWER L.H.) - 9B9621
- 1-COIL-(No.4 UPPER L.H.) - 9B9619
- 1-STRIP (INSUL.) - 9B9644
- 1-CLIP - 9B9640
- 2-PIN - 9B9797
- (PARTS OF ASSEM. 9B9792)
- 1-PLUG - 9B9725
- 2-SCREW - 9B9711
- 1-GASKET - 9B9616
- 1-OIL SLINGER - 9B9606
- 1-PACKING - 9B9583
- 1-WASHER - 9B9609
- 1-KEY - 9B9786
- 1-NUT - 9B9600
- 1-COTTER PIN - 9B9692
- 1-WASHER - 9B9663
- 1-COVER - 9B9604
- 1-PLATE ASSEM - 9B9683
- 1-BEARING - 9B9774
- 1-OIL SLINGER - 9B9613
- 1-RING - 9B9625
- 2-PLATE - 9B9646
- 4-SCREEN - 9B9834
- 2-CLOTH - 9B9645
- 4-SCREW - 9B9720
- 4-LOCKWASHER - 9B9662
- 1-PLATE ASSEM - 9B9666
- 2-PACKING - 9B9590
- 1-SCREW - 9B9715
- 1-LOCKWASHER - 9B9659
- 4-POLE SHOE - 9B9691
- (PART OF ASSEM 9B9792)
- 4-SCREW - 9B9723

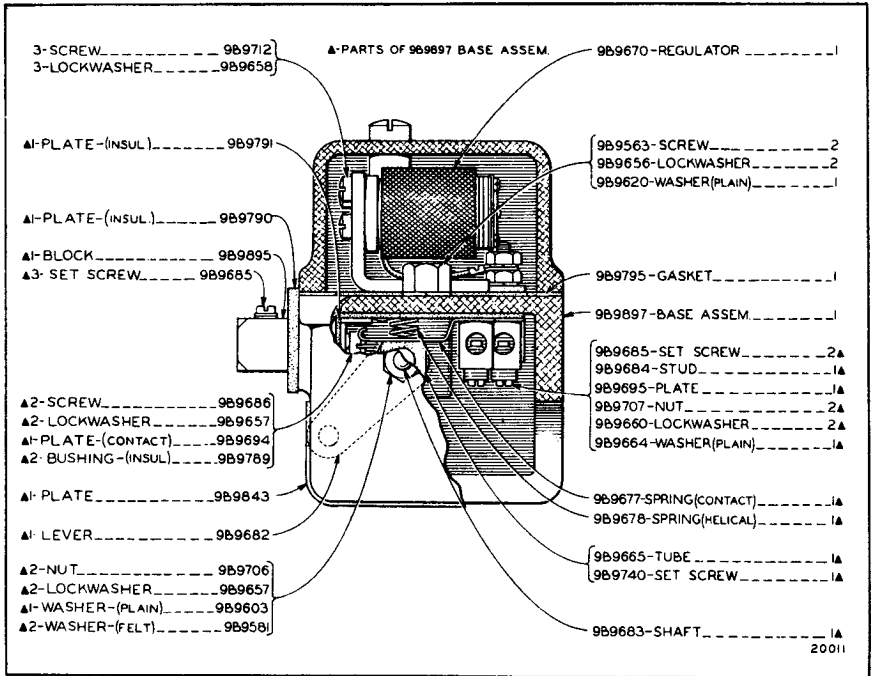
- 9B9891-ARMATURE
- 9B9792-FRAME ASSEM.
- 9B9564-SCREW - 2
- 9B9616-GASKET - 2
- (PARTS OF ASSEM 9B9694)
- 9B9894-COVER ASSEM.
- 9B9633-CABLE
- 9B9718-SCREW
- 9B9654-LOCKWASHER
- 9B9689-REGULATOR ASSEM
- 9B9582-PLUG-(FELT)
- 9B9574-BOLT - 2
- 9B9759-NUT - 2
- 9B9652-LOCKWASHER - 2
- 9B9616-GASKET - 2
- 9B9872-PLATE ASSEM.
- 9B9873-PLATE
- (PART OF ASSEM 9B9872)
- 9B9649-WASHER
- 9B9648-WASHER
- 9B9776-BEARING
- 9B9844-PLUG-(FELT)
- 9B9884-COVER - 1
- 9B9722-SCREW - 2
- 9B9837-HOLDER ASSEM.
- 9B9839-HOLDER ASSEM.
- 9B9642-SPRING - 2
- 9B9851-PLATE
- 9B9867-WASHER - 1
- 9B9597-BUSHING - 2
- 9B9748-WASHER - 2
- 9B9647-WASHER - 2
- 9B9714-SCREW - 2
- 9B9653-LOCKWASHER - 4
- 9B9718-SCREW - 4
- 9B9655-LOCKWASHER - 2
- (PARTS OF ASSEM 9B9872)

2-BRUSH - 9B9803
(IN EACH ASSEM. 9B9637 & 9B9639)

7B8343 GENERATOR

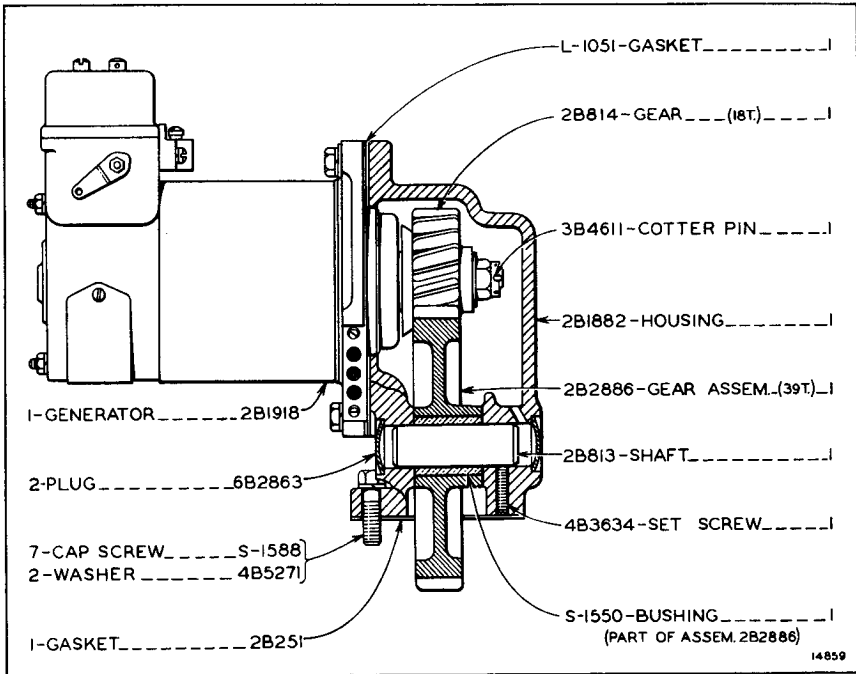
9B9689 Regulator parts are shown on reverse side of insert

20010

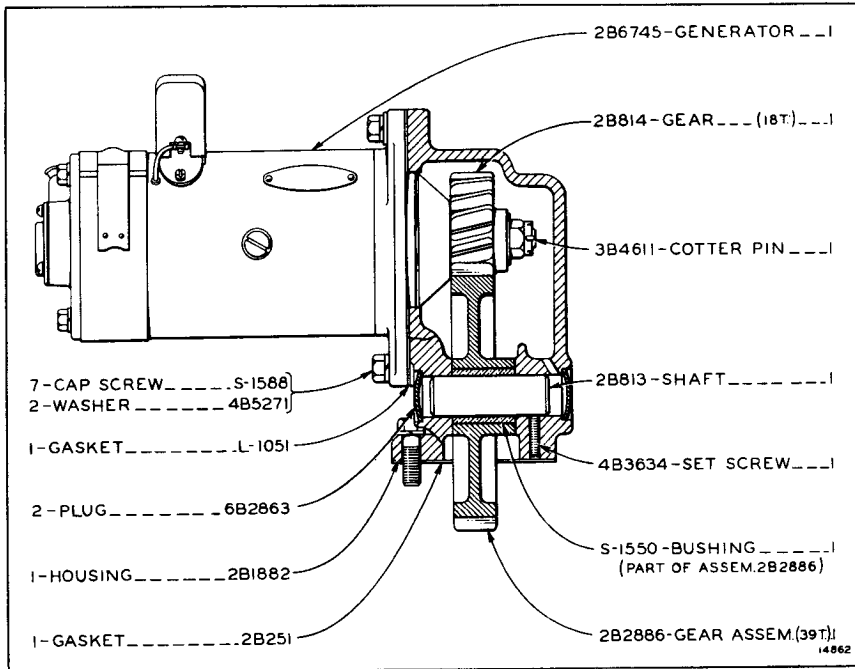


9B9689 REGULATOR

ALWAYS GIVE SERIAL NUMBER WHEN ORDERING PARTS

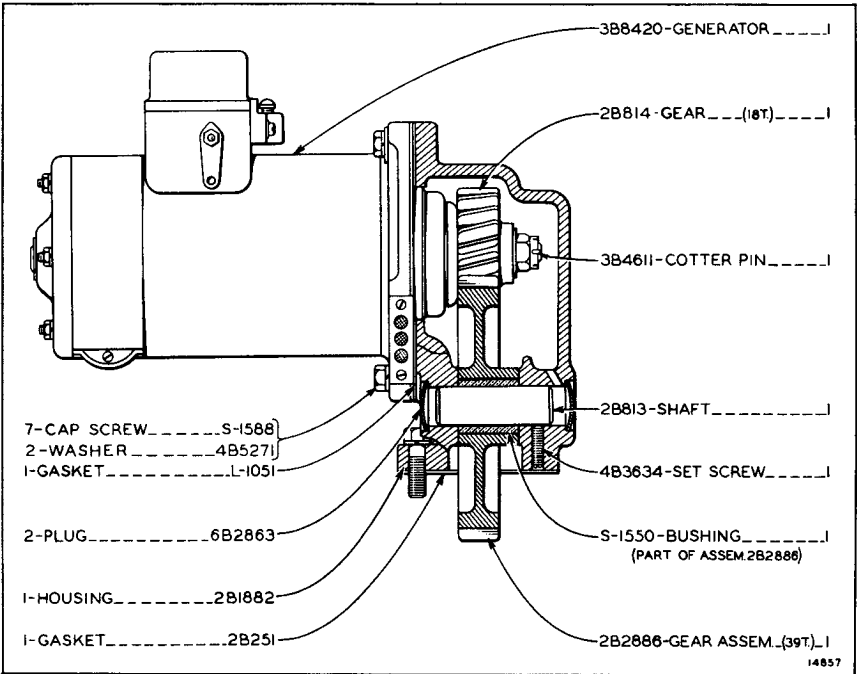


2B6594 GENERATOR GROUP—6 Volt, 75 Watt
For use without Battery

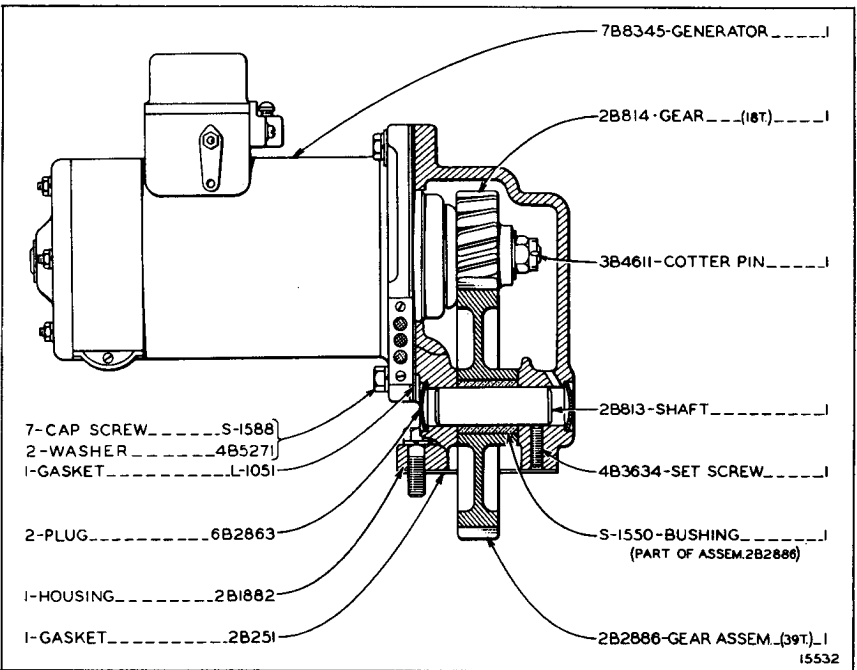


2B6740 GENERATOR GROUP—12 Volt, 125 Watt
For use with Battery

ALWAYS GIVE SERIAL NUMBER WHEN ORDERING PARTS




388403 GENERATOR GROUP—6 Volt, 130 Watt (First Type)
For use without Battery



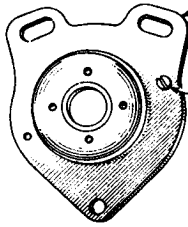
388403 GENERATOR GROUP—6 Volt, 130 Watt (Second Type)
For use without Battery

ALWAYS GIVE SERIAL NUMBER WHEN ORDERING PARTS

INSERT BETWEEN PAGES 158 & 159 IN FORM 9203—PARTS CATALOG FOR DIESEL FIFTY TRACTOR



9B9575 SCREW-4



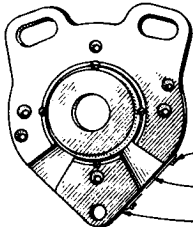
- 1-SPACER.....9B9647
- 4-SCREW.....9B9741
- 9B9750-SCREW.....2
- 2-SCREW.....9B9744
- 2-SPRING.....9B9639
- 1-BRUSH HOLDER (-).....9B9635 (COMPLETE WITH BRUSH)
- 1-BRUSH HOLDER (+).....9B9636 (COMPLETE WITH BRUSH)

6F8911 REGULATOR ASSEM - 4 (SEE SEPARATE ILLUS. FOR PARTS)

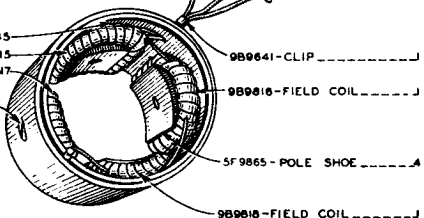
- 9B9611-END PLATE.....1
- 9B9652-INSUL. PLATE (UPPER).....1
- 9B9649-INSUL. PLATE (LOWER).....1
- 9B9770-WASHER.....2
- 9B9750-RIVET.....2
- 9B9598-BUSHING.....2
- 9B9668-ANGLE BRACKET.....1
- 9B9626-BRUSH.....2
- 9B9596-INSUL. BUSHING.....2
- 9B9748-INSUL. WASHER.....2
- 9B9769-WASHER.....2
- 9B9646-INSUL. PLATE.....1



9B9612-END PLATE ASSEM-1 (WITH BRUSH HOLDERS ONLY)




- 1-INSUL. STRIP.....9B9645
- 1-FIELD COIL.....9B9615
- 1-FIELD COIL.....9B9617
- 4-SCREW.....9B9566
- 9B9746-SCREW.....4
- 9B9646-PLATE.....2
- 9B9634-SCREEN.....4
- 9B9645-CLOTH.....2
- 9B9671-END PLATE.....1



9B9678 FRAME ASSEM-1 (WITH POLE SHOES & FIELD COILS)

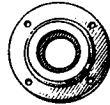
- 9B9779 KEY-1 (COM. END)
- 9B9630 KEY-1 (DRIVE END)

- 9B9729 FASTENING SCREW-4 (RETAINING PLATE)

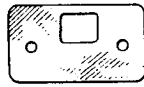


- 2-BOLT.....9B9667
- 2-WASHER.....9B9617
- 2-NUT.....9B9760

9B9572 BOLT-4



9B9579 FELT PACKING FOR REGULATOR COVER




9B9663 RETAINING PLATE-1 (DRIVE END)

9B9643 INSULATION PLATE-1

9B9689 ARMATURE-1



9B9664 RETAINING WASHER-1 (COM. END)



9B9604 OIL THROWER COVER-1 (FLANGE BAFFLE PLATE)



9B9586 PACKING-1 (COM. END)

9B9625 BAND-1

9B9606 OIL SLINGER-1 (ANTI-CLOCKWISE)

9B9772 BEARING-1 (COM. END)

5F7571 BEARING-1 (DRIVE END)

9B9563 PACKING-1 (DRIVE END)

388420 GENERATOR

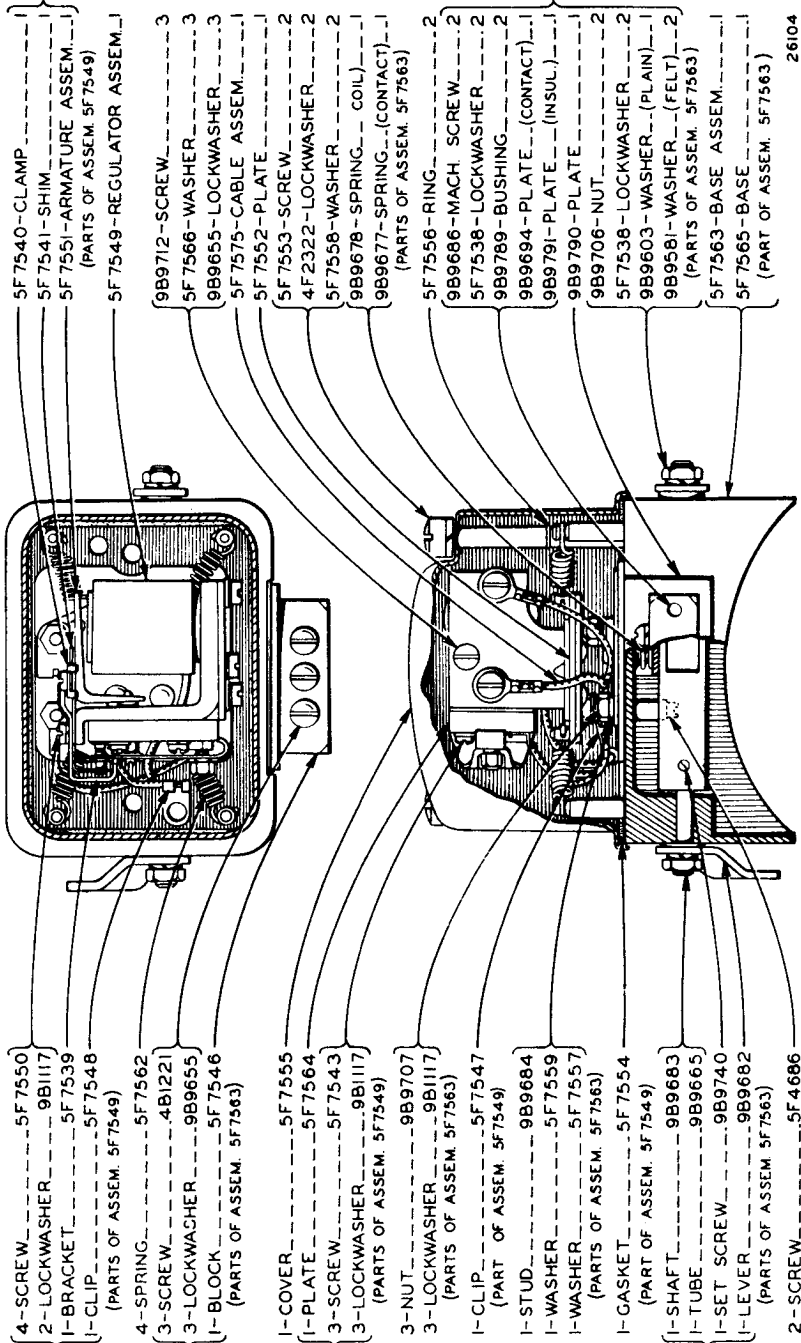
Part of 388403 Generator Group shown on Page 158

6F8911 Regulator Assembly parts are shown on insert

Only separate parts serviced. When complete Generator is required order 7F4832 Generator Service Group shown on insert

ONLY "CATERPILLAR" PARTS GIVE "CATERPILLAR" PERFORMANCE

INSERT BETWEEN PAGES 158 & 159 IN FORM 9203—PARTS CATALOG FOR DIESEL FIFTY TRACTOR



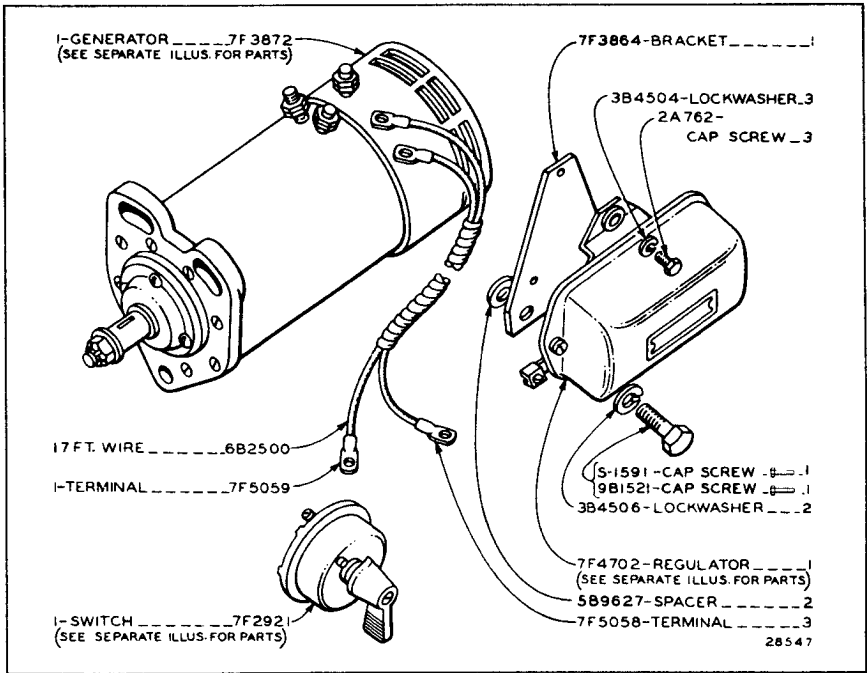
{ 4-SCREW...5F7550
 2-LOCKWASHER...9B1117
 1-BRACKET...5F7539
 1-CLIP...5F7548
 (PARTS OF ASSEM. 5F7549)
 4-SPRING...5F7562
 { 3-SCREW...4B122
 3-LOCKWASHER...9B9655
 1-BLOCK...5F7546
 (PARTS OF ASSEM. 5F7563)
 1-COVER...5F7555
 1-PLATE...5F7564
 3-SCREW...5F7543
 { 3-LOCKWASHER...9B1117
 (PARTS OF ASSEM. 5F7549)
 3-NUT...9B9707
 3-LOCKWASHER...9B1117
 (PARTS OF ASSEM. 5F7563)
 1-CLIP...5F7547
 (PART OF ASSEM. 5F7549)
 1-STUD...9B9684
 1-WASHER...5F7559
 1-WASHER...5F7557
 (PARTS OF ASSEM. 5F7563)
 1-GASKET...5F7554
 (PART OF ASSEM. 5F7549)
 { 1-SHAFT...9B9663
 1-TUBE...9B9665
 1-SET SCREW...9B9740
 1-LEVER...9B9682
 (PARTS OF ASSEM. 5F7563)
 2-SCREW...5F4686

5F7540-CLAMP
 5F7541-SHIM
 5F7551-ARMATURE ASSEM.
 (PARTS OF ASSEM. 5F7549)
 5F7549-REGULATOR ASSEM. 1
 9B9712-SCREW...3
 5F7566-WASHER...3
 9B9655-LOCKWASHER...3
 5F7575-CABLE ASSEM...1
 5F7552-PLATE...1
 5F7553-SCREW...2
 4F2322-LOCKWASHER...2
 5F7558-WASHER...2
 9B9678-SPRING...COIL...1
 9B9677-SPRING...(CONTACT)...1
 (PARTS OF ASSEM. 5F7563)
 5F7556-RING...2
 9B9686-MACH. SCREW...2
 5F7538-LOCKWASHER...2
 9B9789-BUSHING...2
 9B9694-PLATE...(CONTACT)...1
 9B9791-PLATE...(INSUL.)...1
 9B9790-PLATE...2
 9B9706-NUT...2
 5F7538-LOCKWASHER...2
 9B9603-WASHER...(PLAIN)...1
 9B9581-WASHER...(FELT)...2
 (PARTS OF ASSEM. 5F7563)
 5F7563-BASE ASSEM...1
 5F7565-BASE...1
 (PART OF ASSEM. 5F7563)

26104

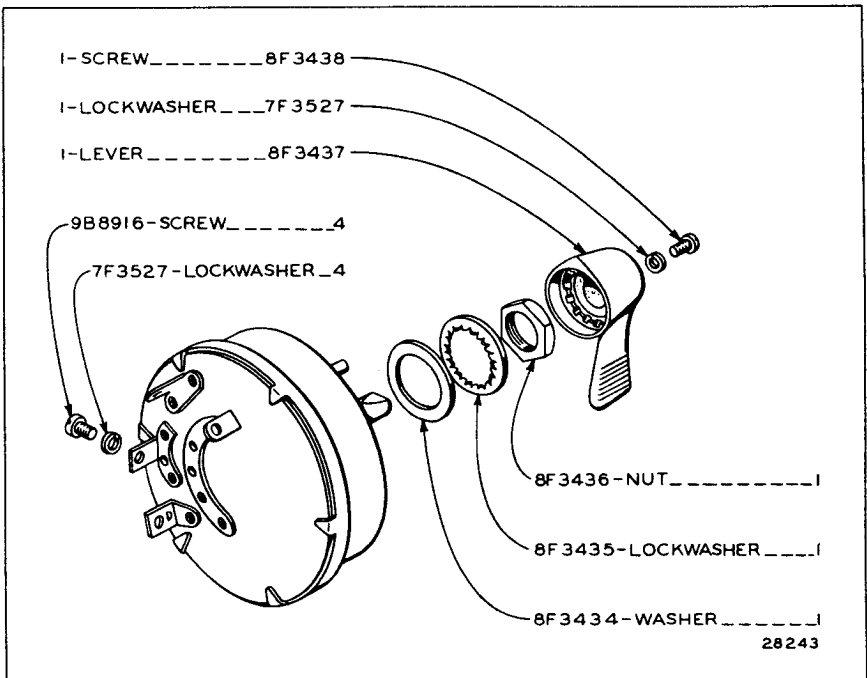
6F8911 REGULATOR ASSEMBLY
 Part of 3B8420 and 4F1319 Generators shown on insert

ONLY "CATERPILLAR" PARTS GIVE "CATERPILLAR" PERFORMANCE



7F4832 GENERATOR SERVICE GROUP

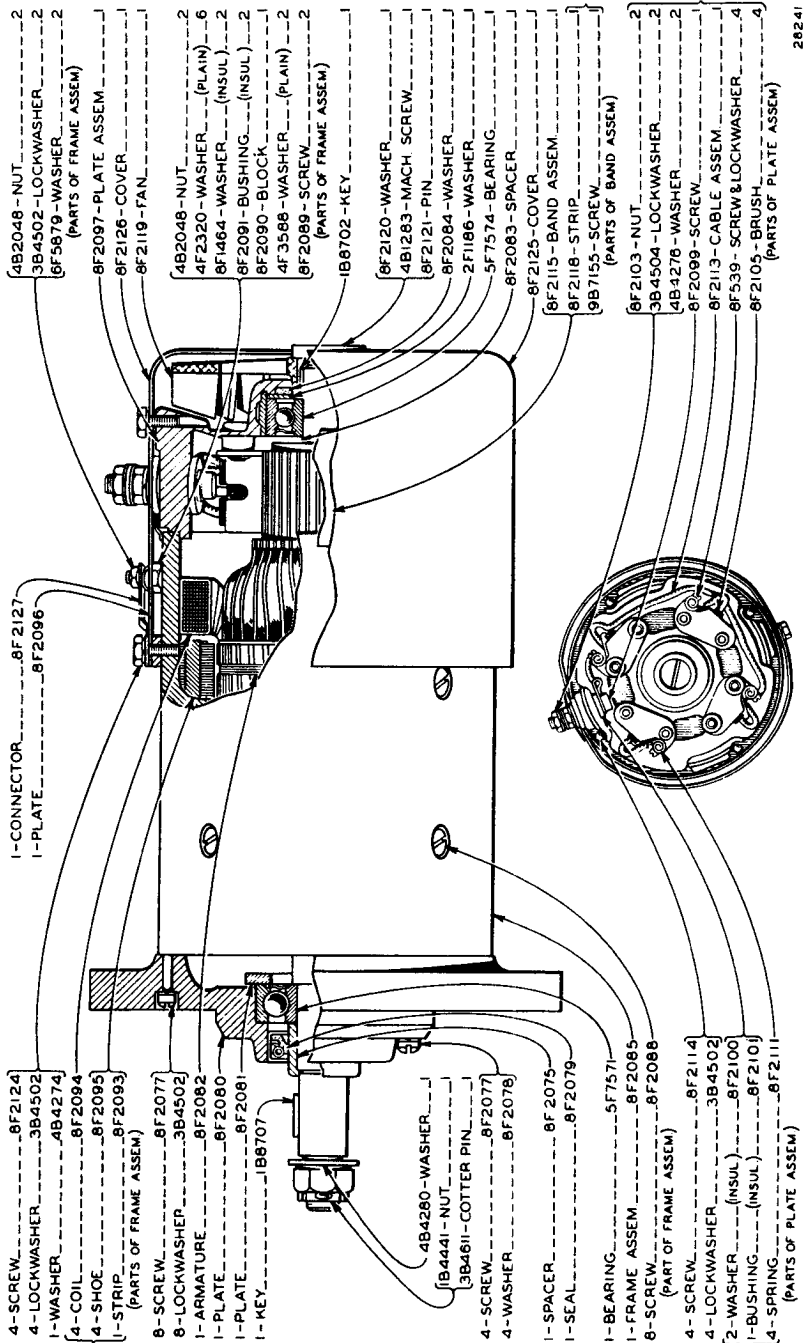
7F2921, 7F3872 and 7F4702 parts are shown on insert



7F2921 SWITCH

ALWAYS GIVE SERIAL NUMBER WHEN ORDERING PARTS

INSERT BETWEEN PAGES 158 & 159 IN FORM 9203—PARTS CATALOG FOR DIESEL FIFTY TRACTOR



- 4B2048-NUT.....2
- 3B4502-LOCKWASHER.....2
- 8F5879-WASHER.....2
- (PARTS OF FRAME ASSEM)
- 8F2087-PLATE ASSEM.....1
- 8F2126-COVER.....1
- 8F2119-FAN.....1

- 4B2048-NUT.....2
- 4F2320-WASHER (PLAIN).....6
- 8F1464-WASHER (INSUL).....2
- 8F2081-BUSHING (INSUL).....2
- 8F2080-BLOCK.....2
- 4F3588-WASHER (PLAIN).....2
- 8F2089-SCREW.....2
- (PARTS OF FRAME ASSEM)
- 1B8702-KEY.....1

- 8F2120-WASHER.....1
- 4B1283-MACH. SCREW.....1
- 8F2121-PIN.....1
- 8F2084-WASHER.....1
- 2F1186-WASHER.....1
- 5F7574-BEARING.....1
- 8F2083-SPACER.....1
- 8F2125-COVER.....1
- 8F2115-BAND ASSEM.....1
- 8F2118-STRIP.....1
- 9B7155-SCREW.....1
- (PARTS OF BAND ASSEM)

- 8F2103-NUT.....2
- 3B4504-LOCKWASHER.....2
- 4B14276-WASHER.....2
- 8F2099-SCREW.....1
- 8F2113-CABLE ASSEM.....1
- 8F5539-SCREW & LOCKWASHER.....4
- 8F2103-BRUSH.....4
- (PARTS OF PLATE ASSEM)

- 1-CONNECTOR.....8F2127
- 1-PLATE.....8F2096

- 4-SCREW.....8F2124
- 4-LOCKWASHER.....3B4502
- 1-WASHER.....4B4274
- 4-COIL.....8F2094
- 4-SHOE.....8F2095
- 1-STRIP.....8F2093
- (PARTS OF FRAME ASSEM)
- 8-SCREW.....8F2077
- 8-LOCKWASHER.....3B4502
- 1-ARMATURE.....8F2082
- 1-PLATE.....8F2080
- 1-PLATE.....8F2081
- 1-KEY.....1B8707

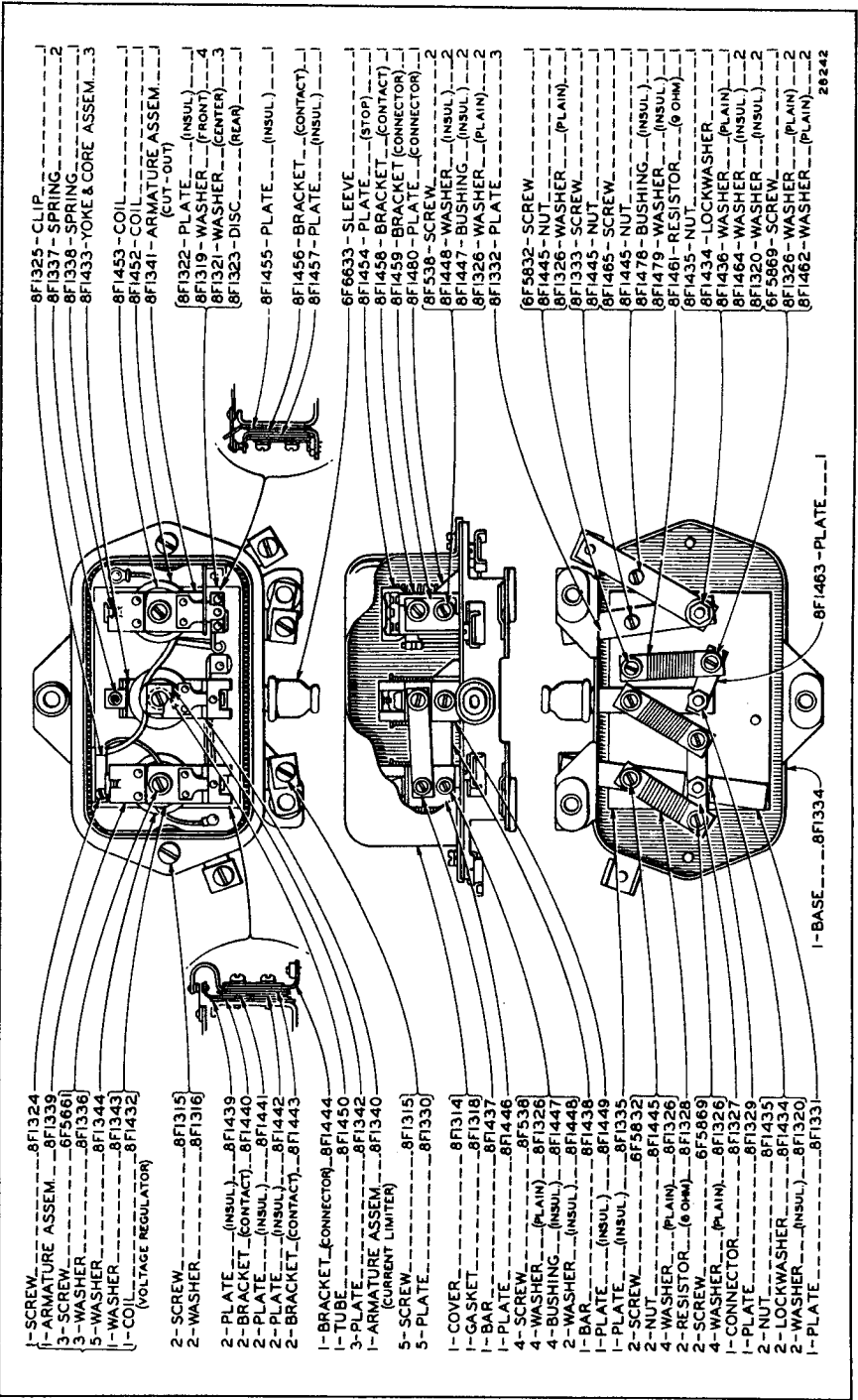
- 4B4280-WASHER.....1
- 1B4441-NUT.....1
- 3B4611-COTTER PIN.....1
- 4-SCREW.....8F2077
- 4-WASHER.....8F2078

- 1-SPACER.....8F2075
- 1-SEAL.....8F2079

- 1-BEARING.....5F7571
- 1-FRAME ASSEM.....8F2085
- 8-SCREW.....8F2088
- (PART OF FRAME ASSEM)
- 4-SCREW.....8F2114
- 4-LOCKWASHER.....3B4502
- 2-WASHER (INSUL).....8F2100
- 1-BUSHING (INSUL).....8F2101
- 4-SPRING.....8F2111
- (PARTS OF PLATE ASSEM)

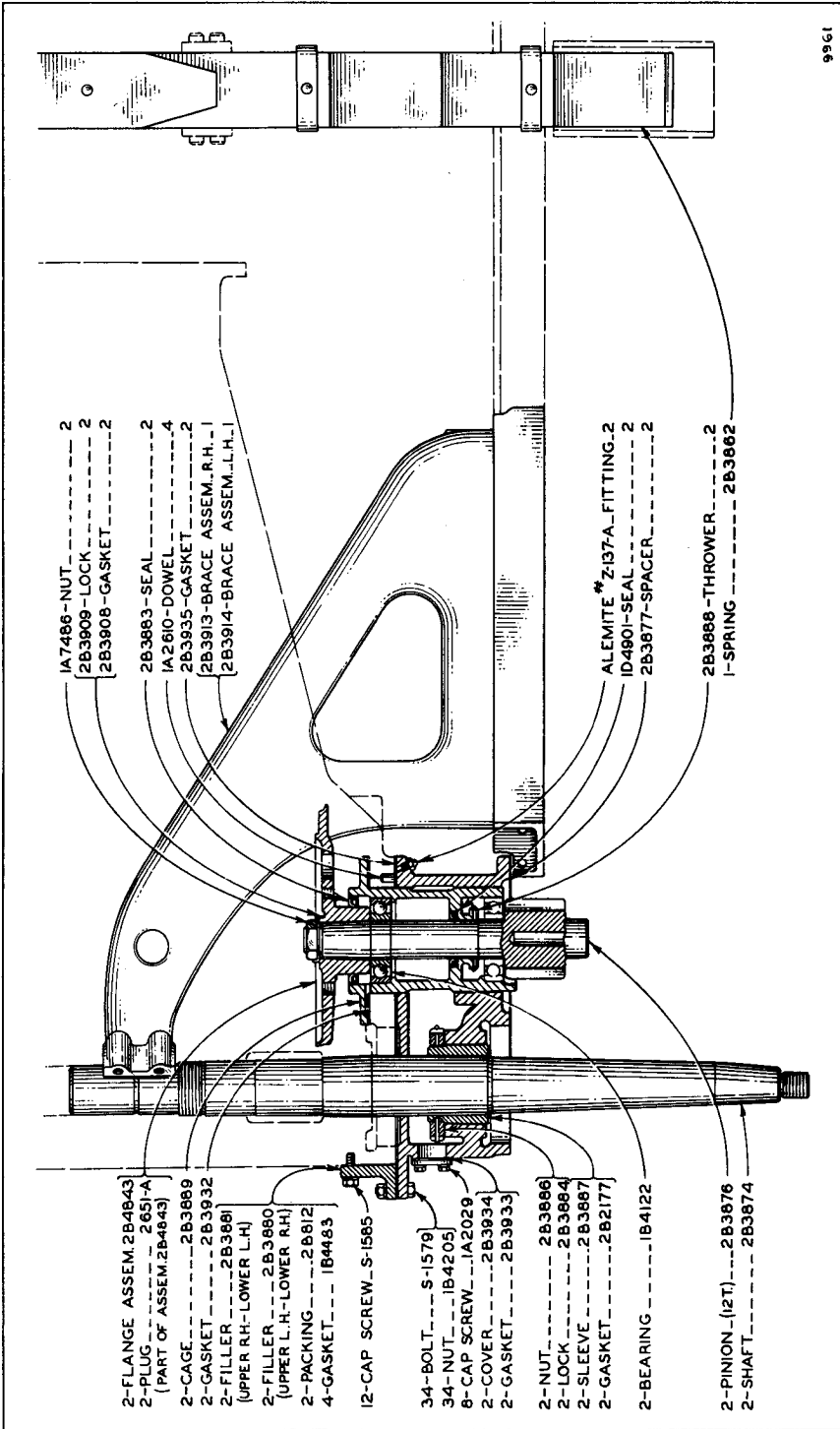
28241

7F3872 GENERATOR



7F4702 REGULATOR

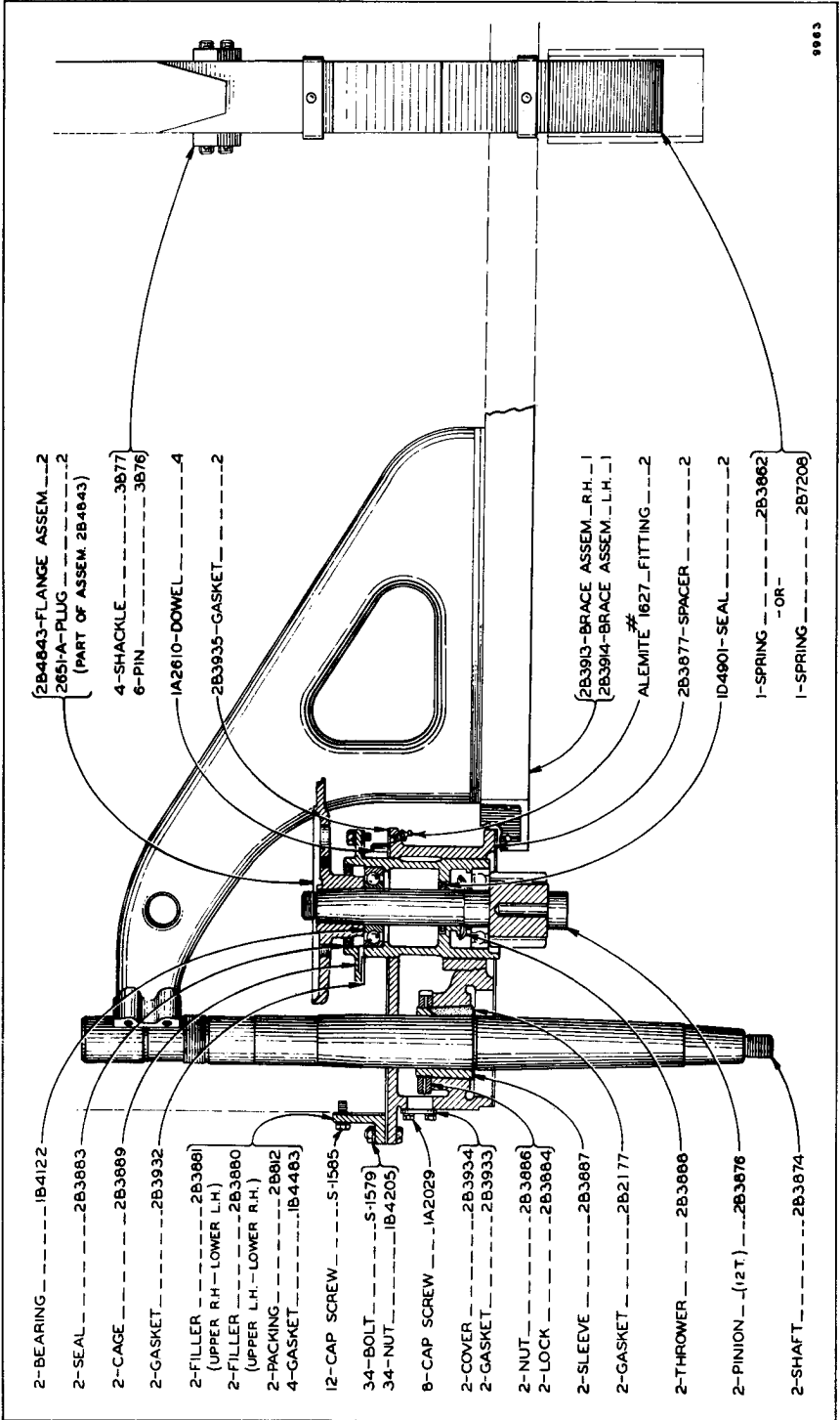
ALWAYS GIVE SERIAL NUMBER WHEN ORDERING PARTS



9961

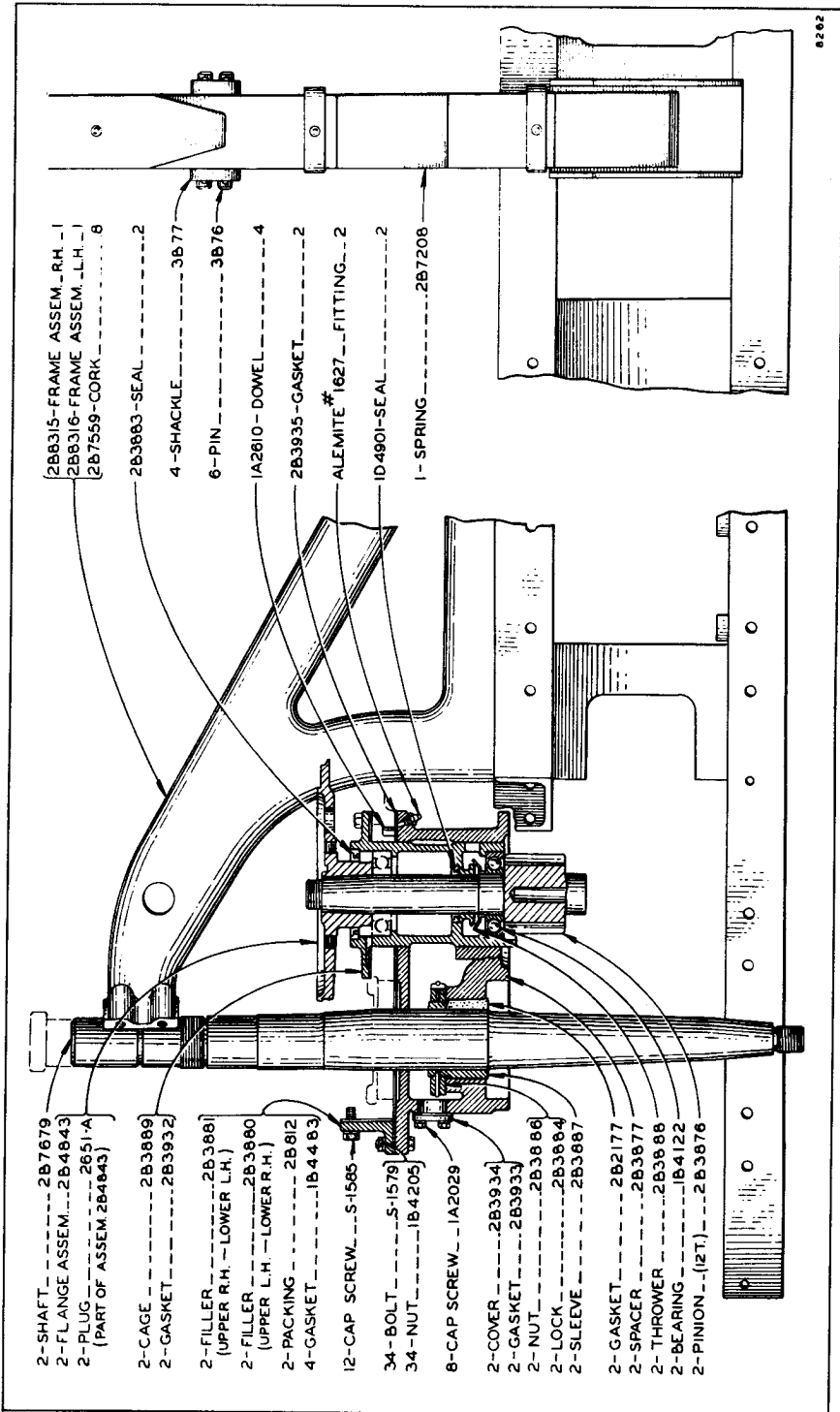
2B3992-74" WIDE GAUGE GROUP—Oscillating Type
 Serial No. 1E560 to 1E962 Inclusive
 2B3862 Spring parts are shown on Page 162

ALWAYS GIVE SERIAL NUMBER WHEN ORDERING PARTS

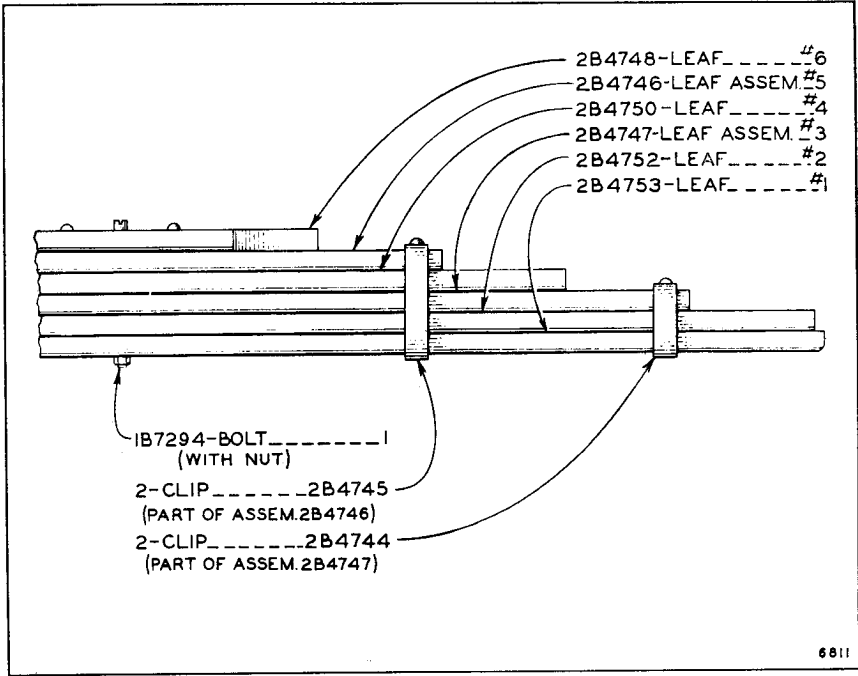


2B3878--74" WIDE GAUGE GROUP--Oscillating Type
 Serial No. 1E963 to 1E1681 Inclusive
 2B3862 and 2B7208 Spring parts are shown on Page 162

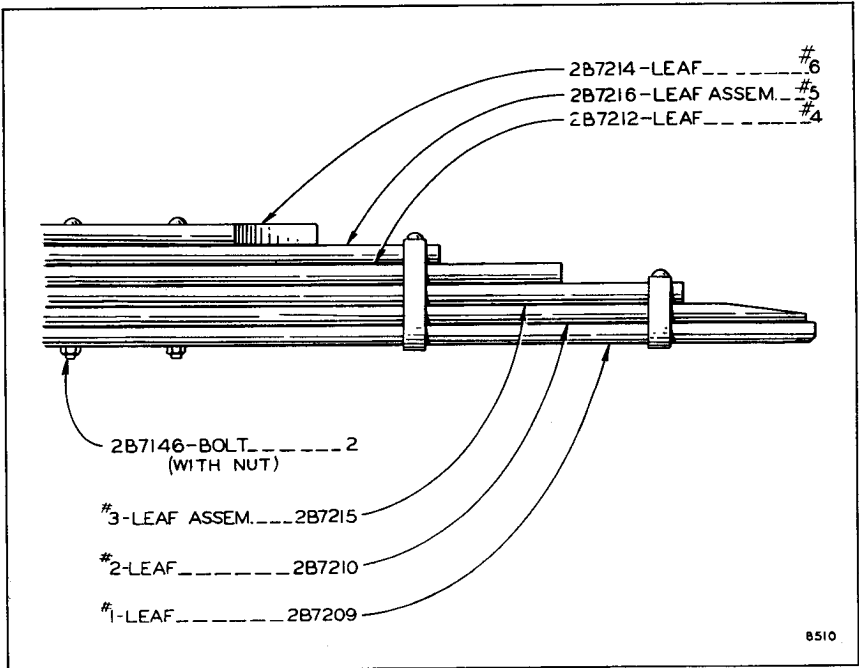
ALWAYS GIVE SERIAL NUMBER WHEN ORDERING PARTS



ALWAYS GIVE SERIAL NUMBER WHEN ORDERING PARTS

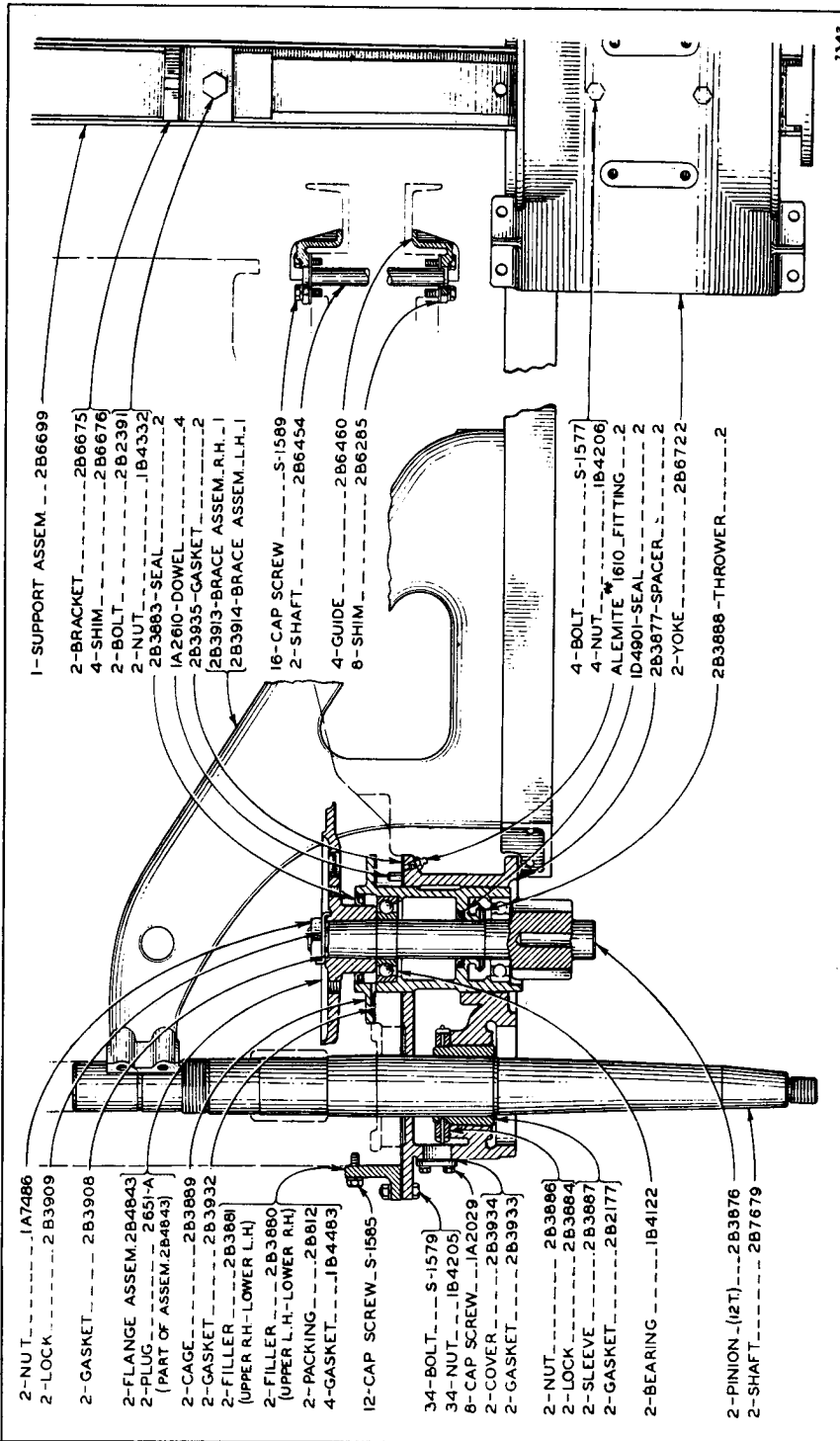


2B3862 SPRING—74" Gauge



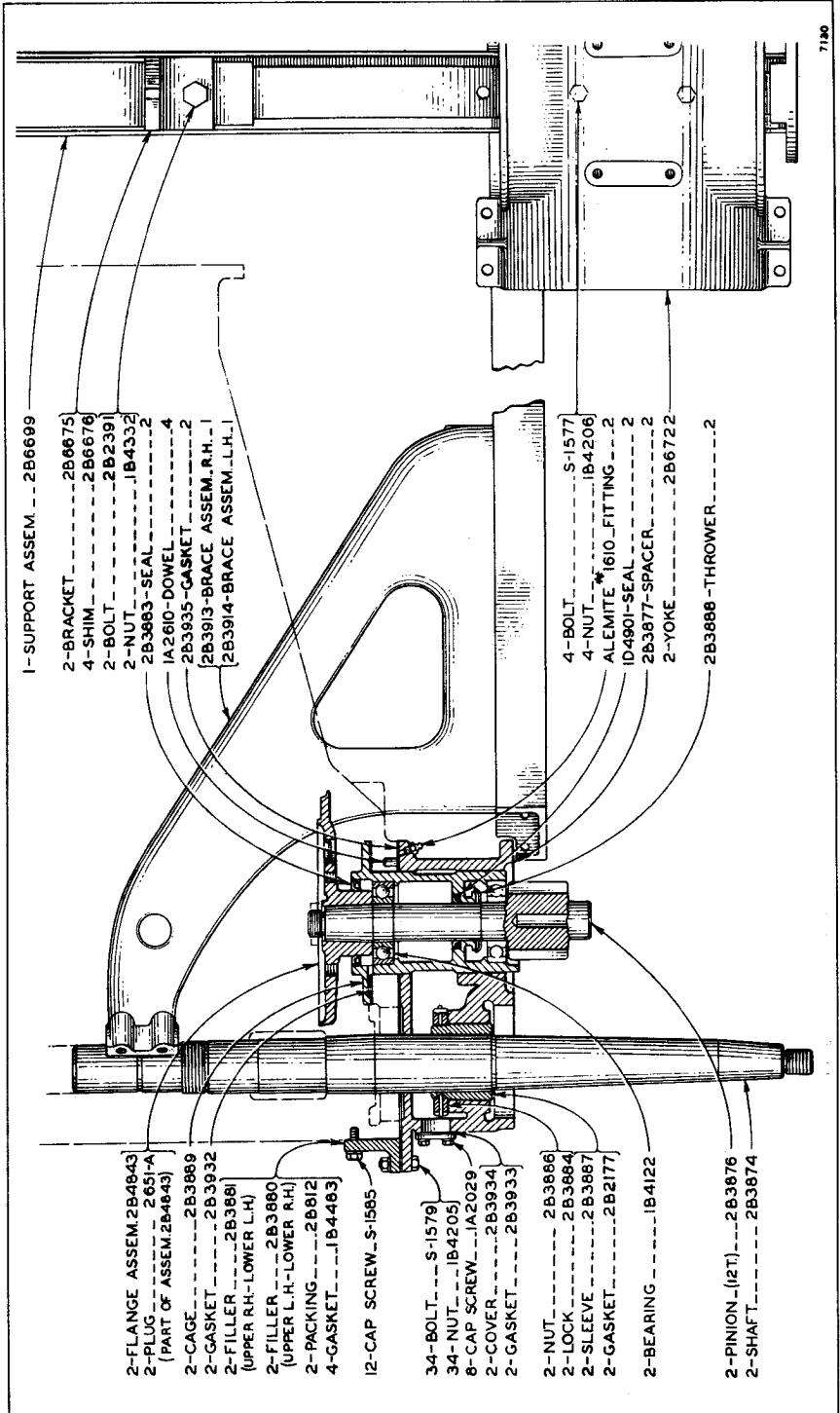
2B7208 SPRING—74" Gauge

ALWAYS GIVE SERIAL NUMBER WHEN ORDERING PARTS



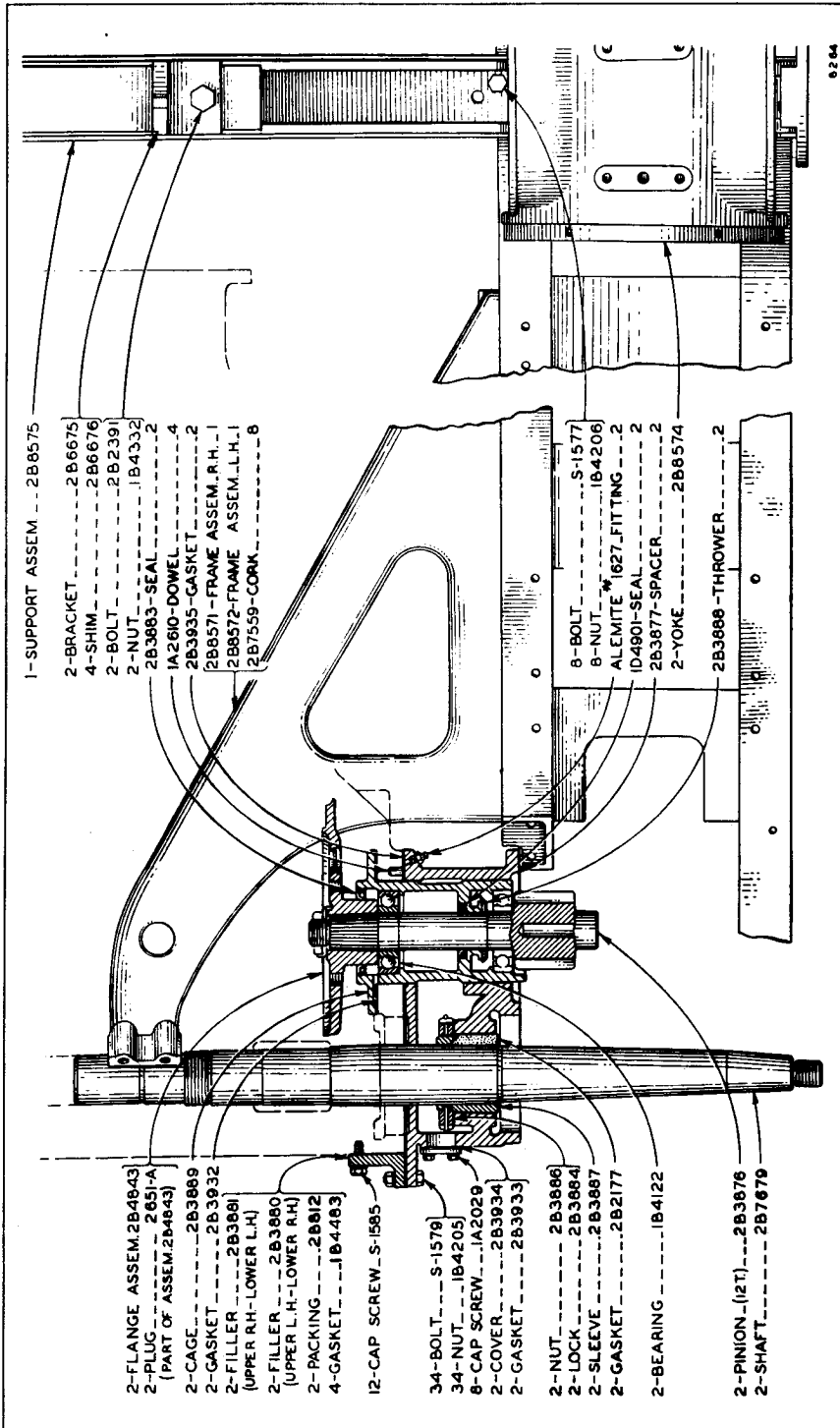
2B7385—74" WIDE GAUGE GROUP—Non-Oscillating
Serial No. 1E560 to 1E1350 Inclusive

ALWAYS GIVE SERIAL NUMBER WHEN ORDERING PARTS



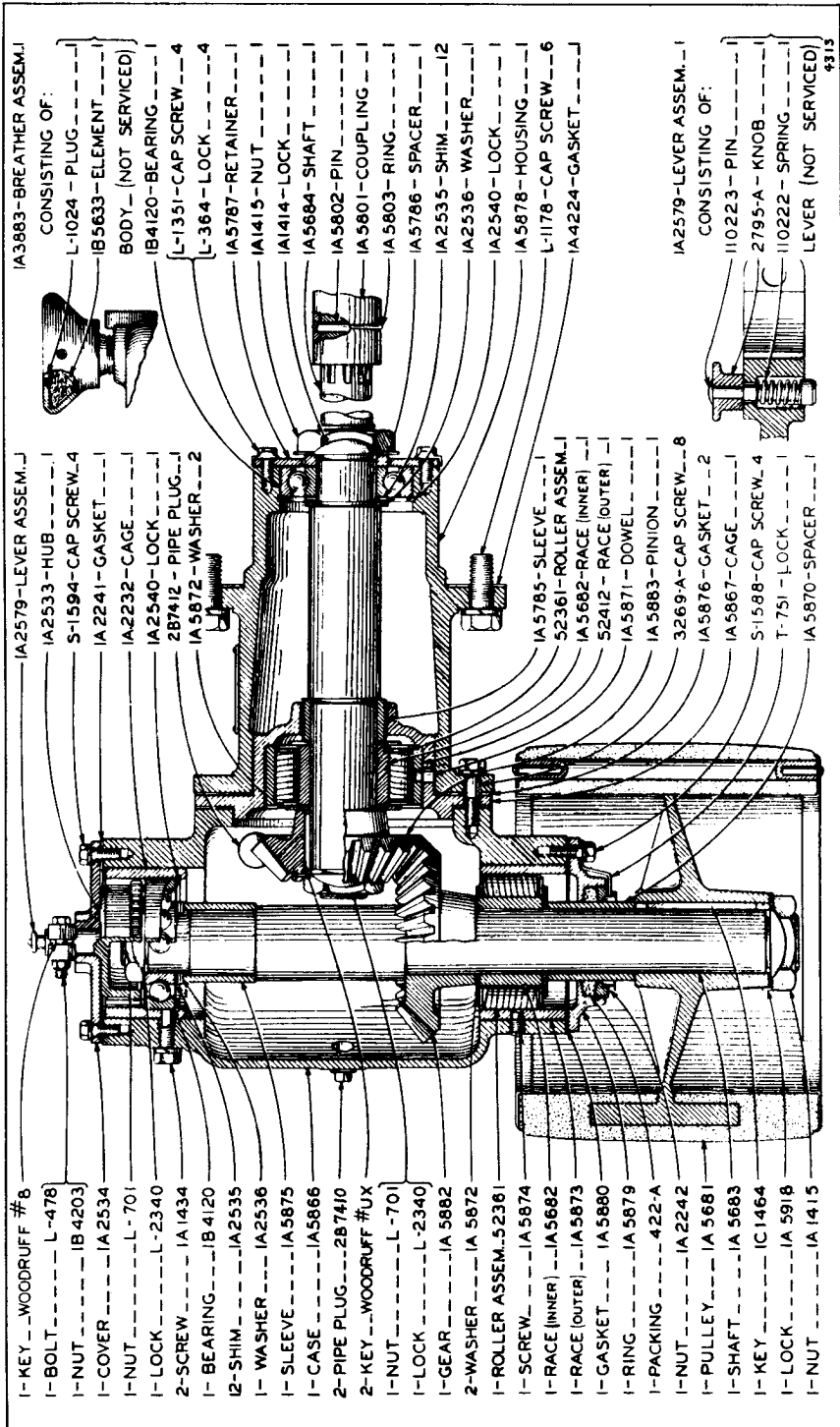
2B6556-74" WIDE GAUGE GROUP-Non-Oscillating
Serial No. 1E1351 to 1E1681 Inclusive

ALWAYS GIVE SERIAL NUMBER WHEN ORDERING PARTS



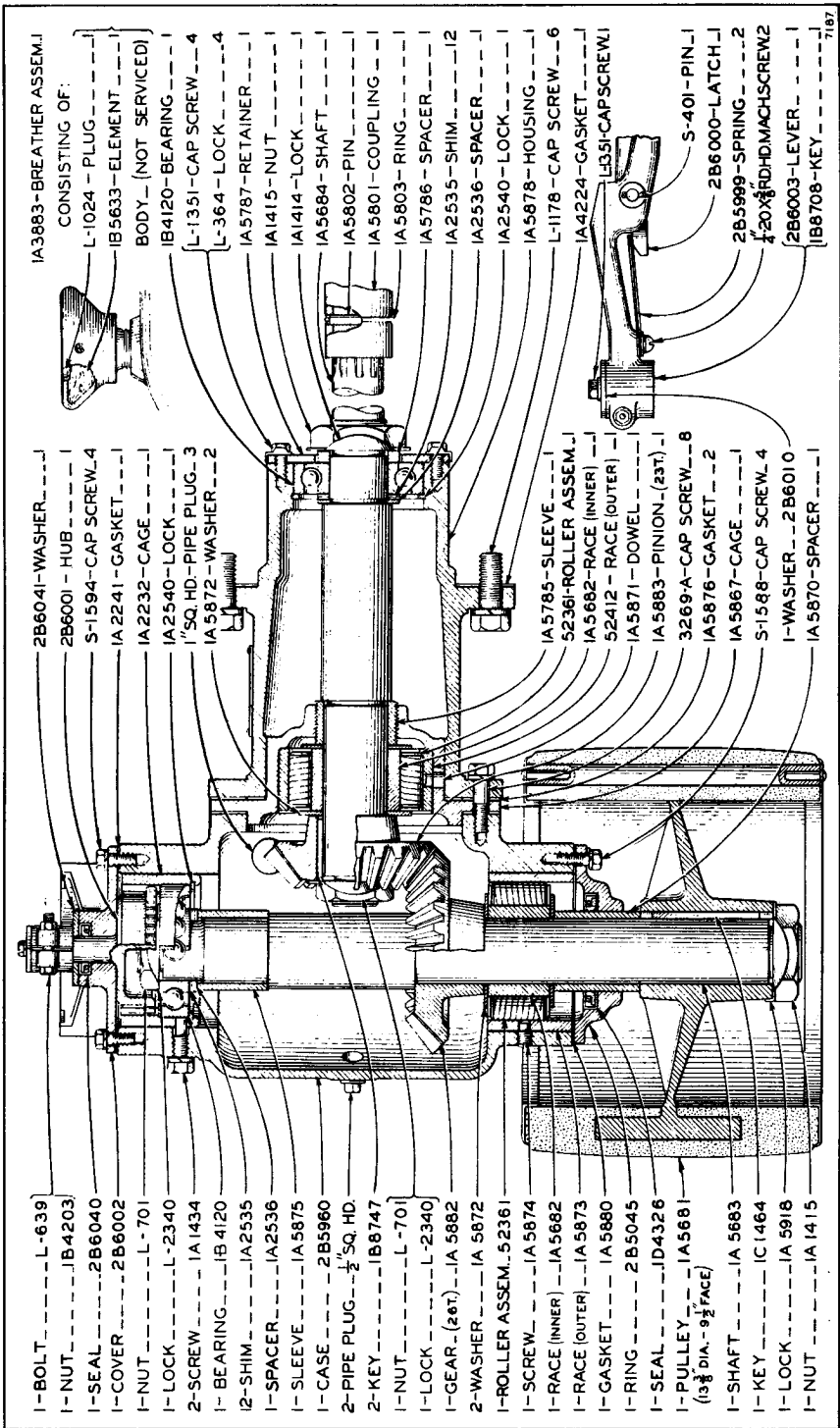
2B8573-74" WIDE GAUGE GROUP—Non-Oscillating
Effective with Serial No. 1E1682

ALWAYS GIVE SERIAL NUMBER WHEN ORDERING PARTS



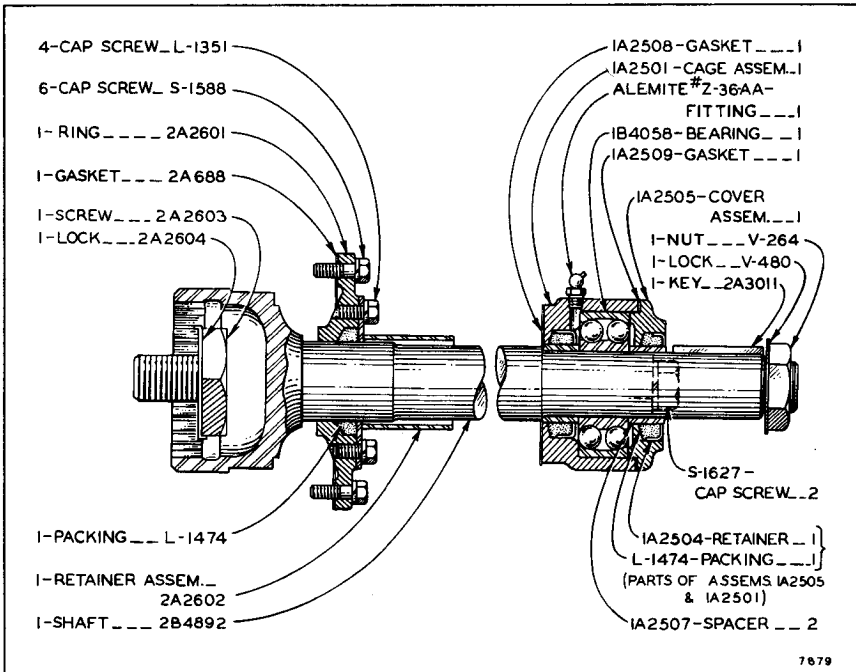
IA5887 BELT PULLEY DRIVE GROUP—With Pulley
 IB2093 BELT PULLEY DRIVE GROUP—Without Pulley
 Only separate parts serviced. When complete group is required order 3B3241 or 3B3239

ALWAYS GIVE SERIAL NUMBER WHEN ORDERING PARTS

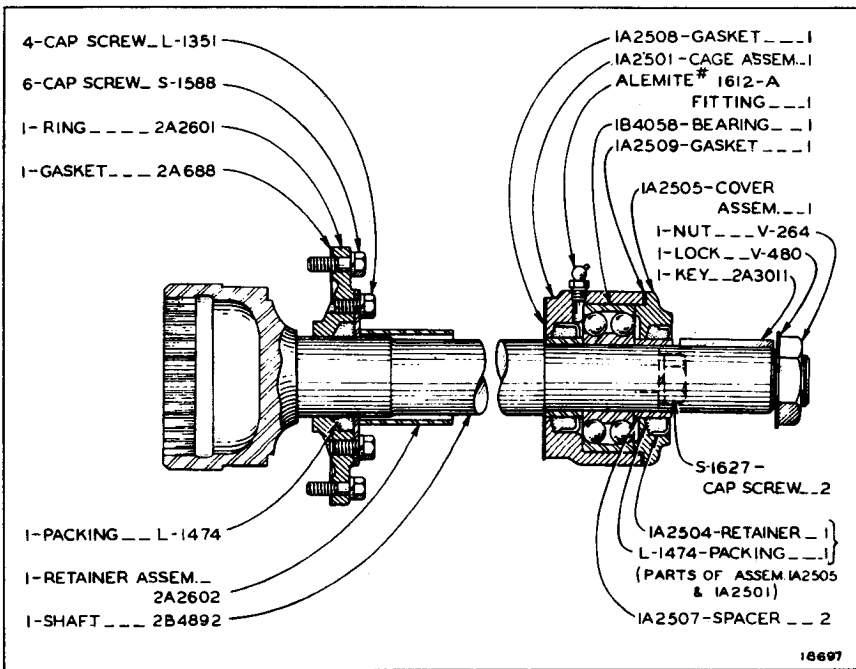


2B6019 BELT PULLEY DRIVE GROUP—With Pulley
 2B6027 BELT PULLEY DRIVE GROUP—Without Pulley

Only separate parts serviced. When complete group is required order 3B3241 or 3B3239

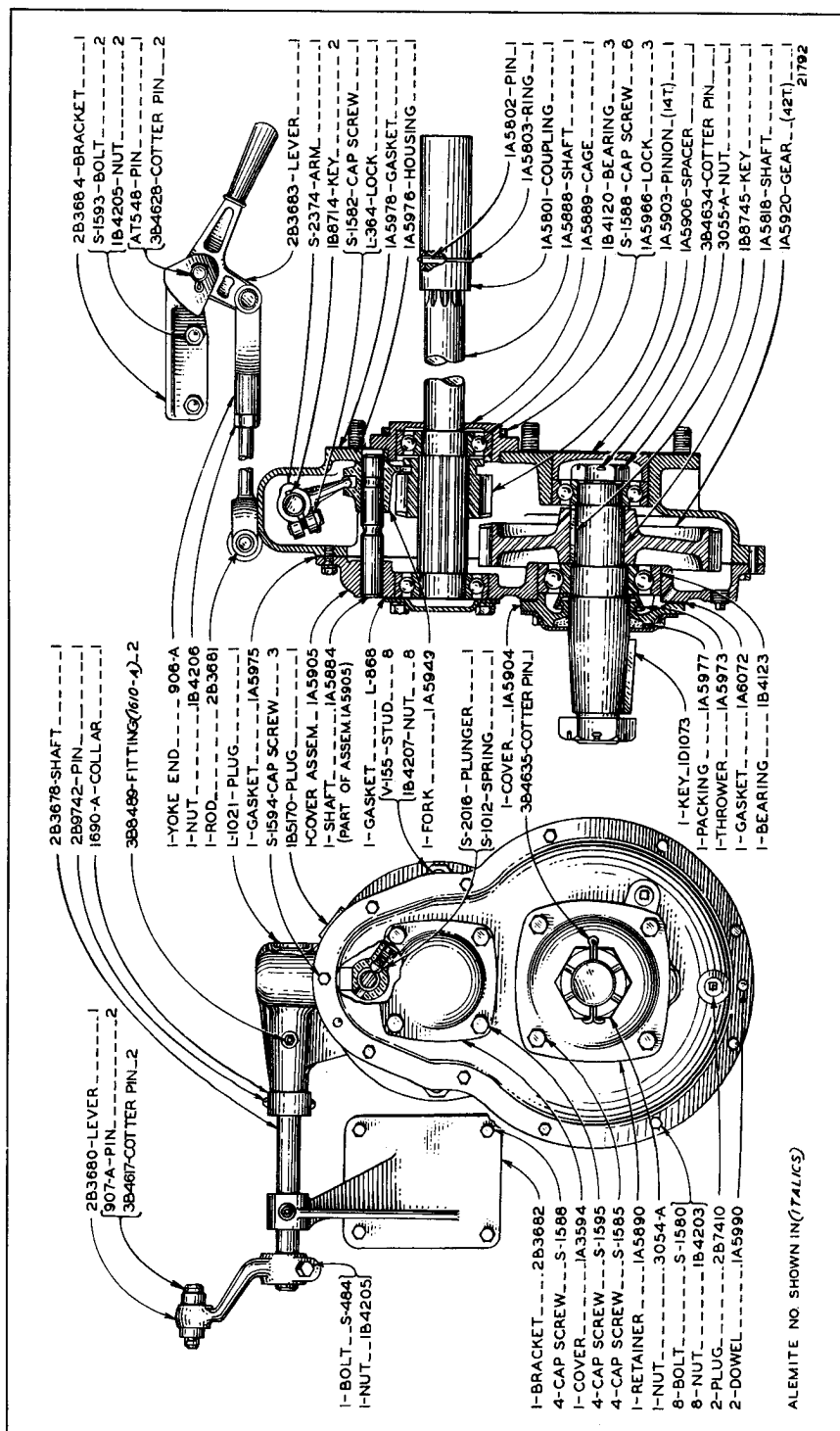


2B8192 FRONT POWER TAKE-OFF GROUP
 Serial No. 1E560 to 1E1265 Inclusive

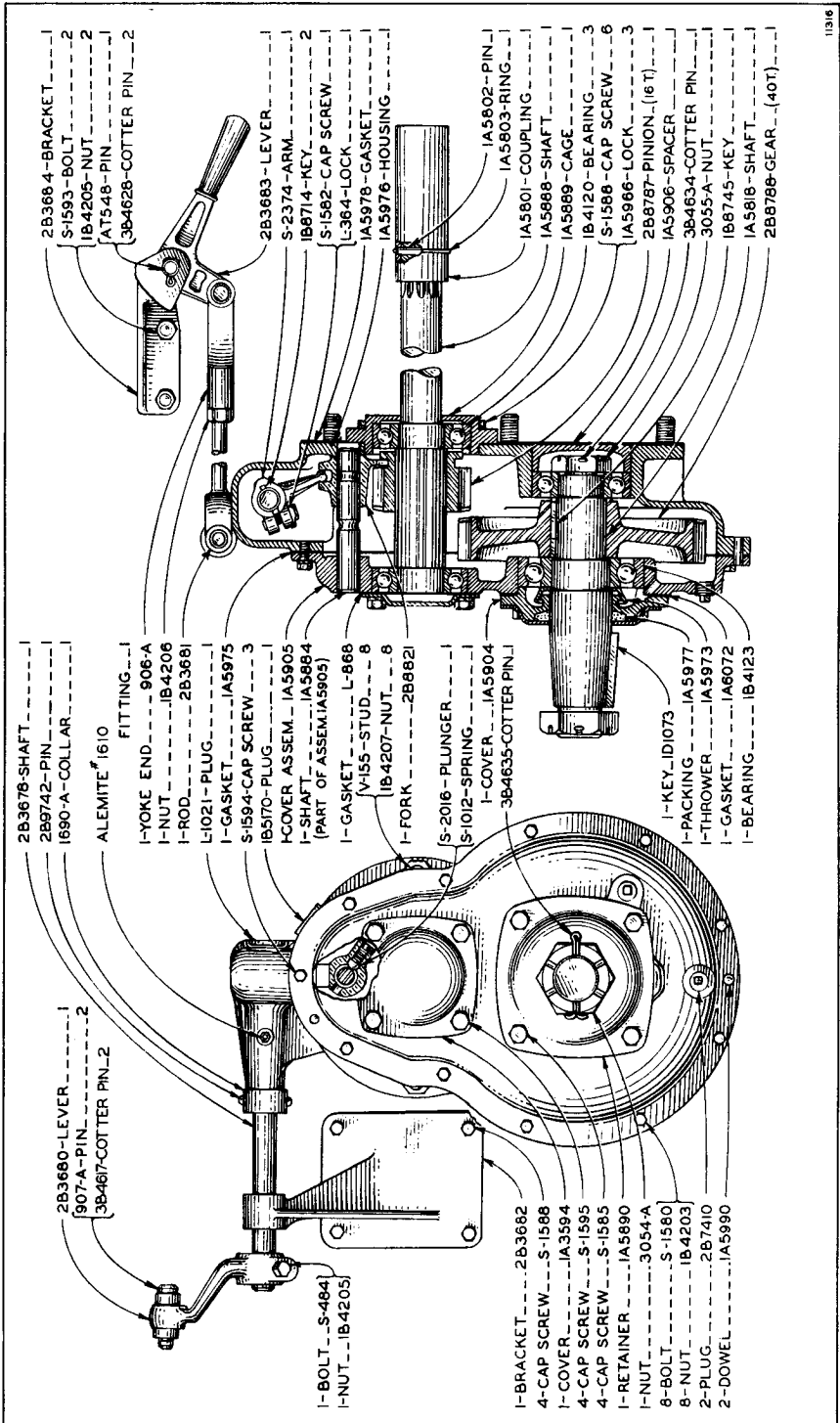


2B4900 FRONT POWER TAKE-OFF GROUP
 Effective with Serial No. 1E1266

ALWAYS GIVE SERIAL NUMBER WHEN ORDERING PARTS



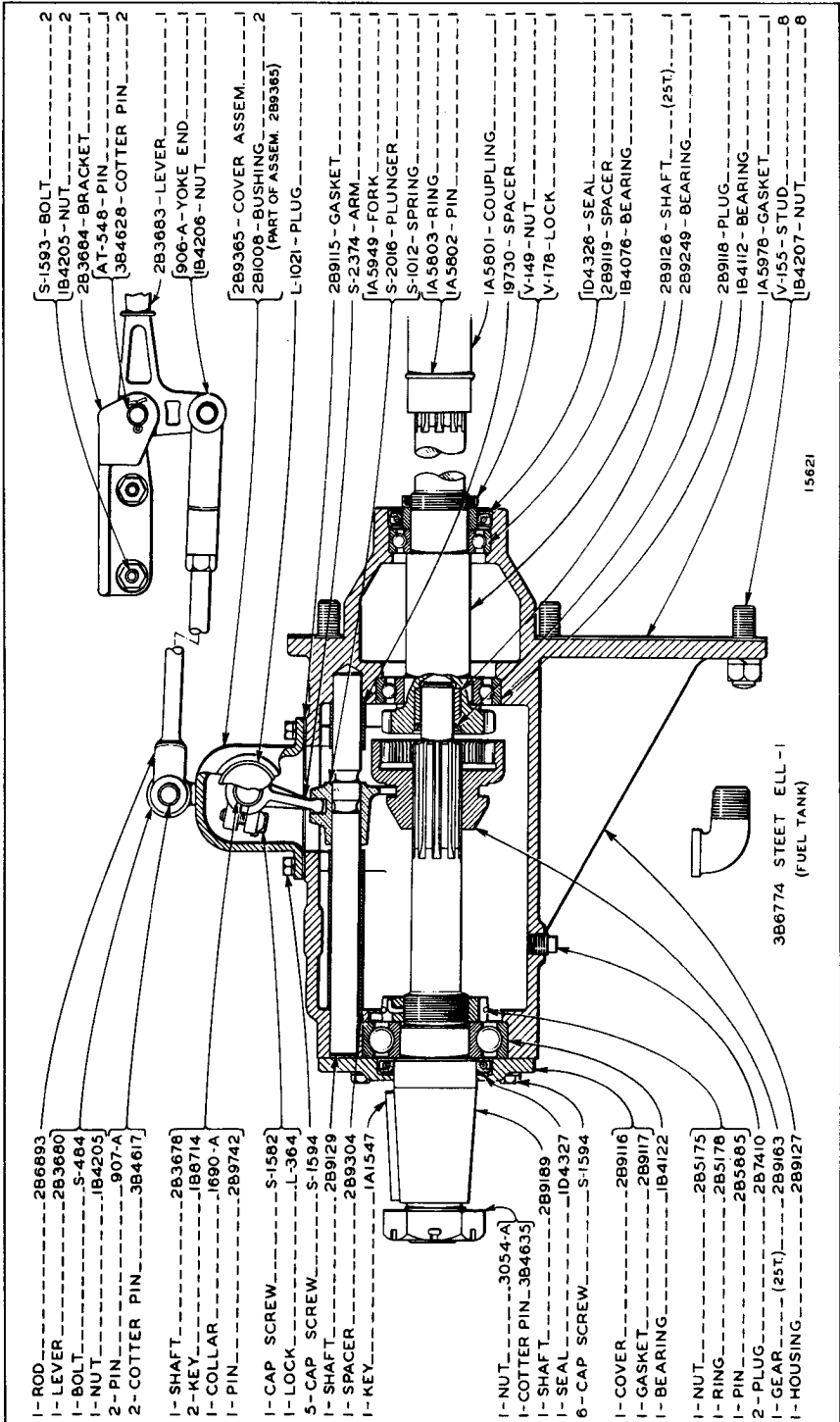
2B3685 REAR POWER TAKE-OFF GROUP—283 R.P.M.



1316

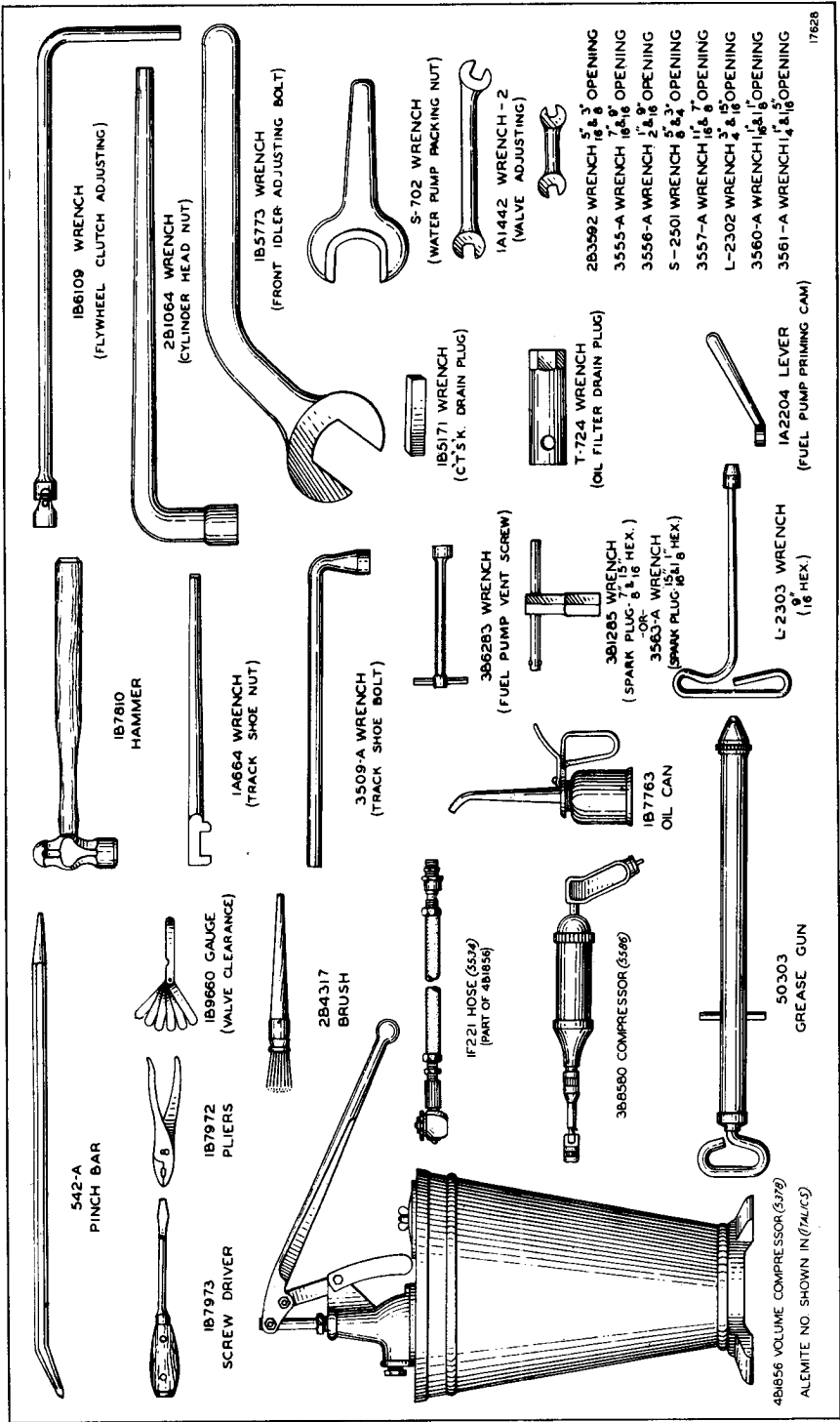
2B8826 REAR POWER TAKE-OFF GROUP—340 R.P.M.

ALWAYS GIVE SERIAL NUMBER WHEN ORDERING PARTS



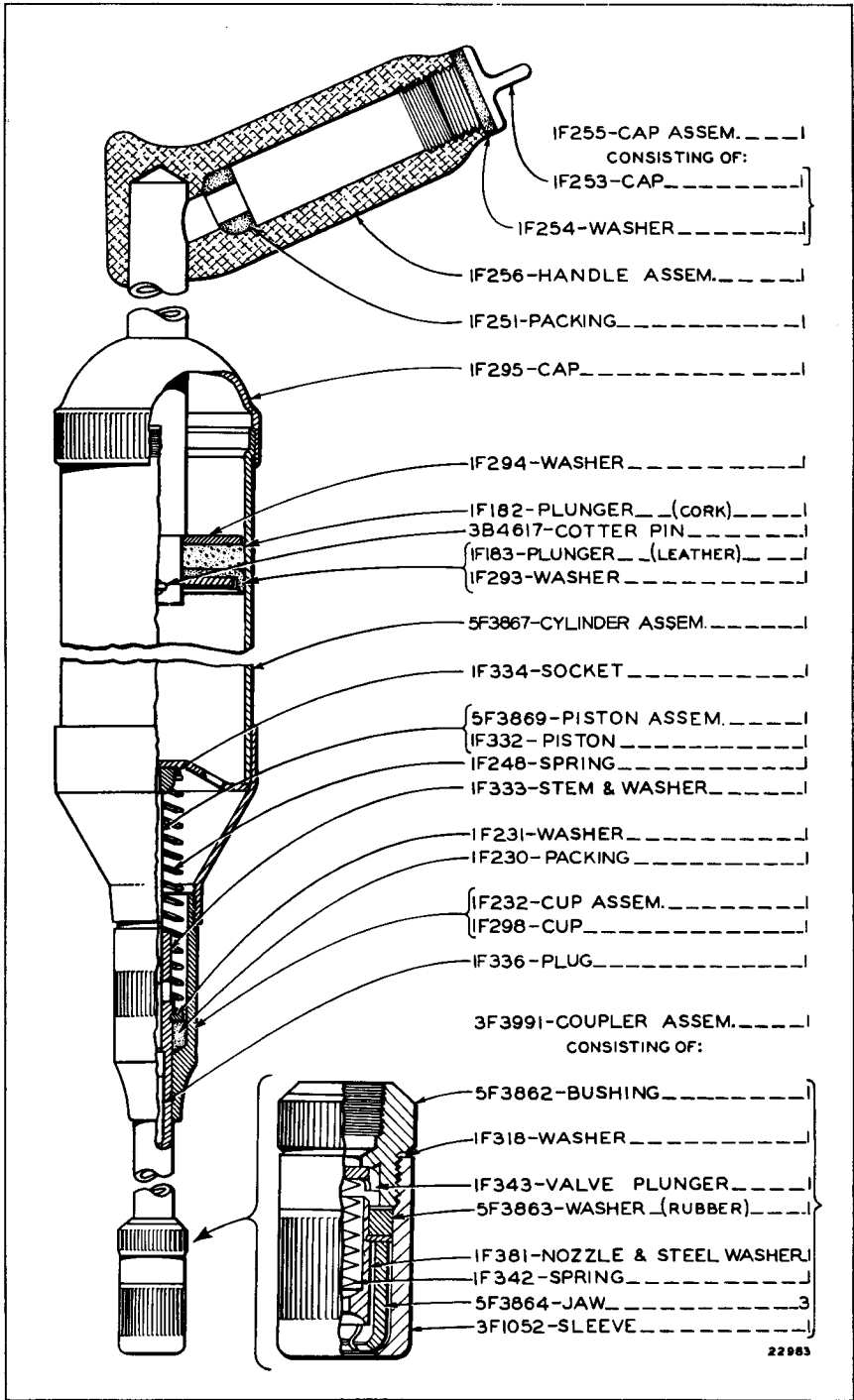
2B9257 REAR POWER TAKE-OFF GROUP—Direct Drive

ALWAYS GIVE SERIAL NUMBER WHEN ORDERING PARTS



TOOLS

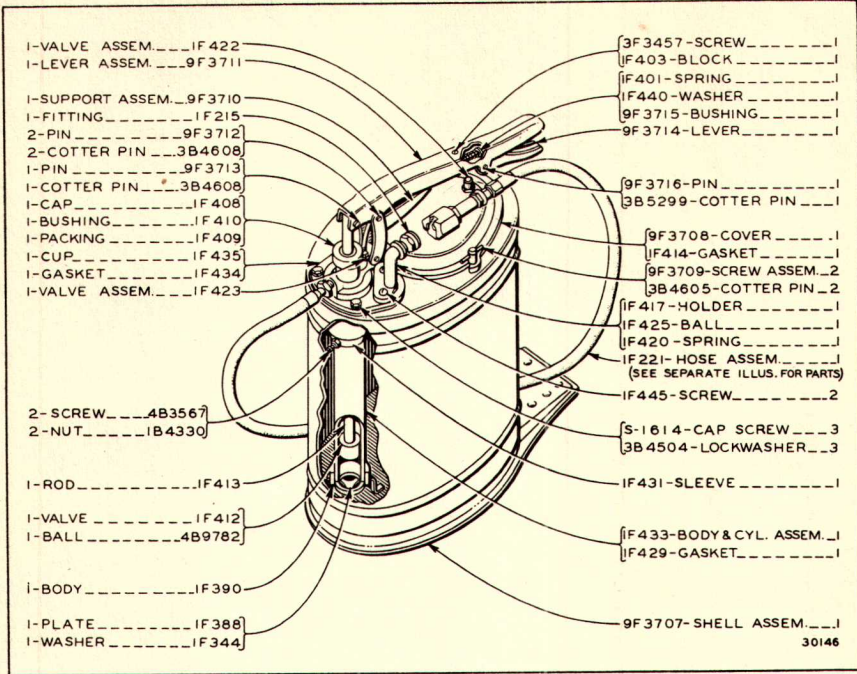
ALWAYS GIVE SERIAL NUMBER WHEN ORDERING PARTS



22983

3B8580 HYDRAULIC COMPRESSOR

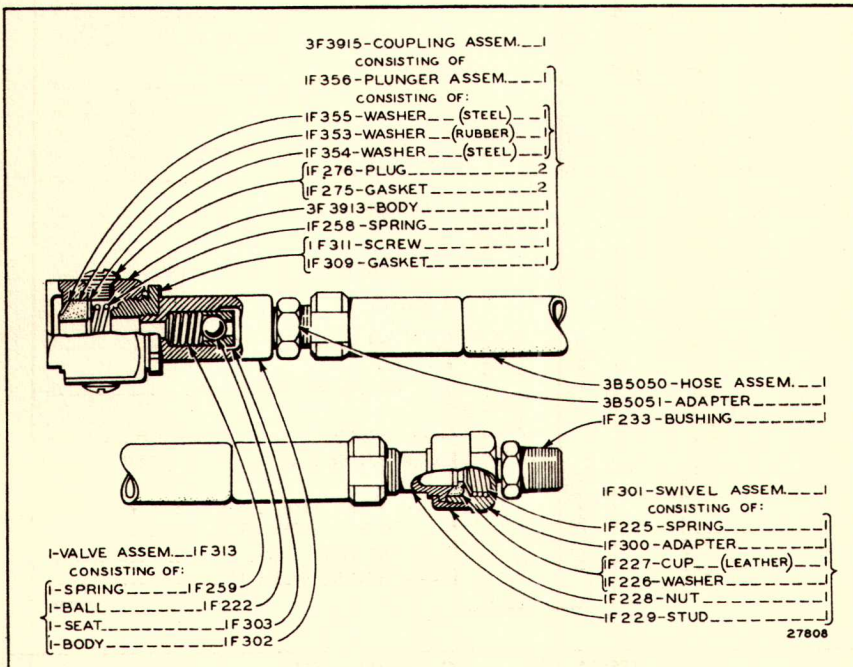
ALWAYS GIVE SERIAL NUMBER WHEN ORDERING PARTS



4B1856 VOLUME COMPRESSOR (5378)

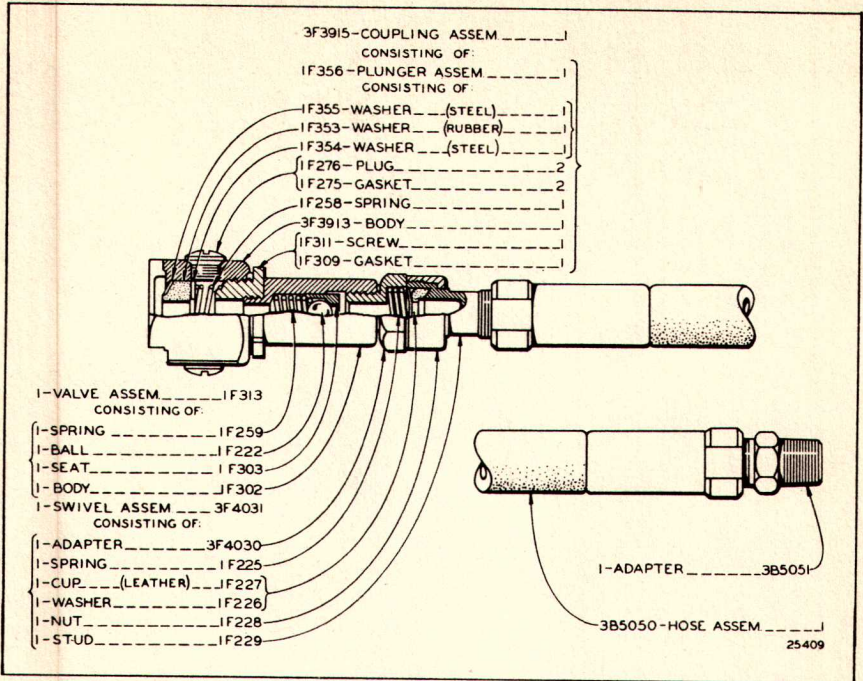
183

10-49



IF221 HOSE ASSEMBLY—First Type
 Part of 4B1856 Volume Compressor shown on Page 175

ALWAYS GIVE SERIAL NUMBER WHEN ORDERING PARTS



IF221 HOSE ASSEMBLY—Second Type

Part of 4B1856 Volume Compressor shown on Page 175

TRANSFERS

Quantity Used	Part Number	Description
2	1B2526	Transfer ("Caterpillar")
2	2B853	Transfer (Diesel)
1	4B1503	Transfer (Manufactured by Caterpillar Tractor Co. Peoria, Illinois)
1	2B2174	Transfer-Tractor Instructions
1	3F4136	Label-Certification