

**ANNEX**

FORM 9278  
REPLACES  
FORM 3028

# **FIFTY TRACTOR**

# **PARTS** *Catalog*

SERIAL NUMBERS  
**5A757 TO 5A1090**  
INCLUSIVE



**CATERPILLAR TRACTOR CO.**



# **FIFTY TRACTOR**

SERIAL NUMBERS  
**5A757 TO 5A1090**  
INCLUSIVE

**CATERPILLAR TRACTOR CO.**  
PEORIA, ILLINOIS, U. S. A.

REVISION  
PUBLISHED  
MARCH  
1946

**T**HIS PARTS CATALOG contains illustrations, part numbers, names and the quantities required of all serviced parts of the "Caterpillar" Fifty Tractor and attachments.

"Caterpillar" machines and attachments are sold and serviced by a world-wide organization of responsible distributors and dealers with well stocked Parts Departments and factory trained servicemen. To insure the continued satisfactory operation of your "Caterpillar" equipment, use only **Genuine "CATERPILLAR" Replacement Parts** which are built to the same high standards of quality, material and workmanship as the original parts.

There is a "Caterpillar" Dealer near you.

### **How to Order Parts Correctly**

To insure receiving correct parts with a minimum of delay, place orders with the nearest "Caterpillar" Dealer, being sure to furnish the quantity, part number and name of each item wanted. The serial number of the machine for which the parts are intended should always be given. This is important!

Do not overlook furnishing the correct name of the consignee, also the street address, town, county and state to which the parts are to be shipped and state whether shipment is to be made by freight, express, parcel post or other means.

Confirm all telephone and telegraphic orders in writing.

### **Claims**

Claims for mistakes or failure to ship all parts ordered should be made promptly upon receipt of the shipment.

The shipper's responsibility for breakage, loss or damage ceases upon delivery of the merchandise to the transportation company from whom a receipt is obtained indicating that the shipment was accepted by them in good condition.

If any of the material shown on the bill of lading or express receipt is short, broken or otherwise damaged do not accept the shipment until the carrier's agent makes a notation of the shortage or damage on the expense bill. This should always be done otherwise the transportation companies will not entertain a claim for loss or damage. If the agent does not make an inspection, then an affidavit should be made that he was notified (on a certain date) and failed to do so. This affidavit with other papers will support your claim properly.

**ALWAYS GIVE SERIAL NUMBER WHEN ORDERING PARTS**

# INDEX

## Engine

| Name                     | Page | Name                  | Page |
|--------------------------|------|-----------------------|------|
| Accessory Shaft .....    | 9    | Fuel Lines .....      | 25   |
| Air Cleaner .....        | 22   | Gauge—Oil .....       | 21   |
| Breather .....           | 19   | Governor .....        | 9    |
| Camshaft .....           | 11   | Ignition System ..... | 26   |
| Carburetor .....         | 23   | Magneto .....         | 27   |
| Connecting Rod .....     | 12   | Manifolds .....       | 22   |
| Control—Carburetor ..... | 24   | Oil Filler .....      | 19   |
| Control—Choke .....      | 24   | Oil Lines .....       | 21   |
| Control—Governor .....   | 24   | Piston .....          | 12   |
| Control—Heat .....       | 24   | Pump—Fuel .....       | 25   |
| Crank—Starting .....     | 10   | Pump—Oil .....        | 20   |
| Crankcase & Covers ..... | 15   | Pump—Water .....      | 9    |
| Crankshaft .....         | 11   | Radiator .....        | 8    |
| Cylinder .....           | 12   | Valve Mechanism ..... | 13   |
| Cylinder Head .....      | 12   | Water Lines .....     | 10   |
| Fan .....                | 8    |                       |      |

## Clutch, Transmission and Chassis

|                               |    |                                 |    |
|-------------------------------|----|---------------------------------|----|
| Brakes .....                  | 46 | Drawbar .....                   | 71 |
| Clutch—Flywheel .....         | 43 | Fenders .....                   | 74 |
| Clutch—Steering .....         | 48 | Final Drive .....               | 56 |
| Control—Flywheel Clutch ..... | 38 | Frame—Track Roller .....        | 67 |
| Control—Gear Shift .....      | 38 | Guards—Track Roller Frame ..... | 66 |
| Control—Steering Clutch ..... | 47 | Hood & Dash .....               | 74 |

## Clutch, Transmission and Chassis (Continued)

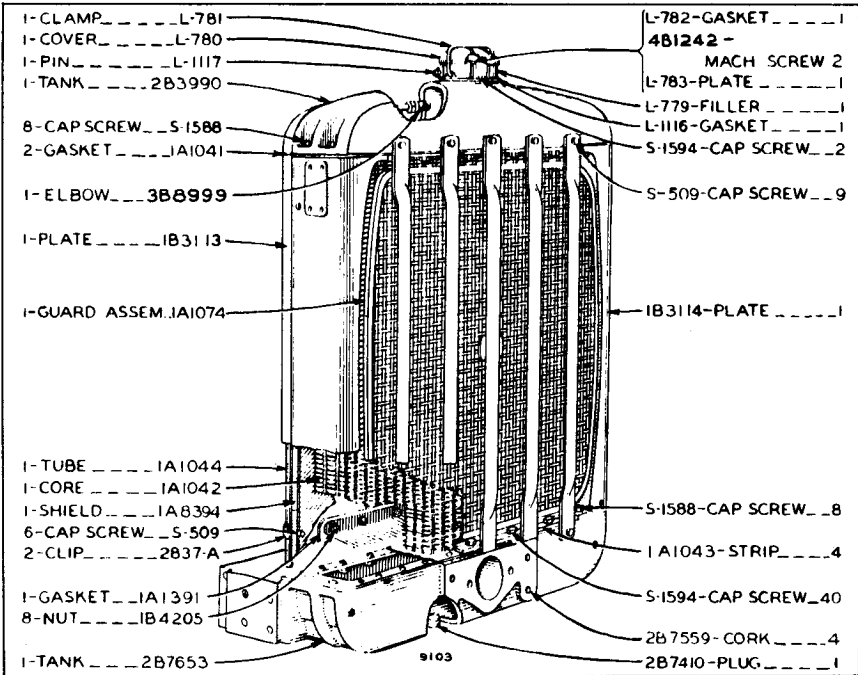
| Name                       | Page | Name                            | Page    |
|----------------------------|------|---------------------------------|---------|
| Idler—Front .....          | 62   | Tank—Fuel .....                 | 75      |
| Roller—Track .....         | 68   | Tools .....                     | 128     |
| Roller—Track Carrier ..... | 69   | Track .....                     | 72      |
| Seat Cushions .....        | 76   | Transfers .....                 | 127     |
| Seat Frame .....           | 75   | Transmission.....               | 51 & 99 |
| Spring—Equalizer .....     | 64   | Transmission Case & Covers..... | 52      |

## Attachments

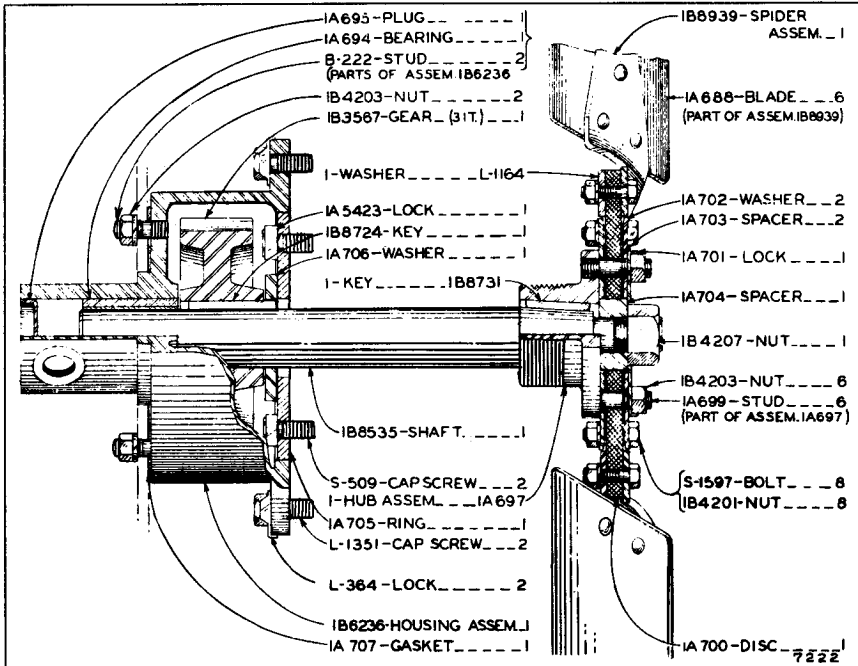
|                                 |     |                            |           |
|---------------------------------|-----|----------------------------|-----------|
| Battery & Box .....             | 93  | Generator—Lighting .....   | 112       |
| Belt Pulley Drive.....          | 124 | Guard—Crankcase .....      | 82        |
| Bumper—Front .....              | 79  | Guard—Radiator .....       | 78        |
| Cab .....                       | 89  | Guard—Track Roller .....   | 115       |
| Canopy Top .....                | 88  | Hood .....                 | 86        |
| Crank—Detachable Starting ..... | 81  | Hook—Front Pull .....      | 83        |
| Crank—Rear Starting .....       | 81  | Lighting System .....      | 102       |
| Curtain—Canopy .....            | 87  | Muffler .....              | 97        |
| Curtain—Radiator .....          | 79  | Odometer .....             | 94        |
| Drawbar—High .....              | 85  | Power Take-off.....        | 121 & 127 |
| Drawbar—Non-Swinging .....      | 85  | Roller—Track Carrier ..... | 114       |
| Drawbar—Universal .....         | 86  | Seat—Wide .....            | 92        |
| Filter—Oil .....                | 96  | Spark Arrester .....       | 98        |
| Fuel System—Alcohol .....       | 92  | Spring .....               | 120       |
| Fuel System—Kerosene .....      | 92  | Tank—Auxiliary Fuel .....  | 93        |
| Gears—Special .....             | 100 | Wide Gauge .....           | 116       |

**Engine**

## "CATERPILLAR" FIFTY TRACTOR



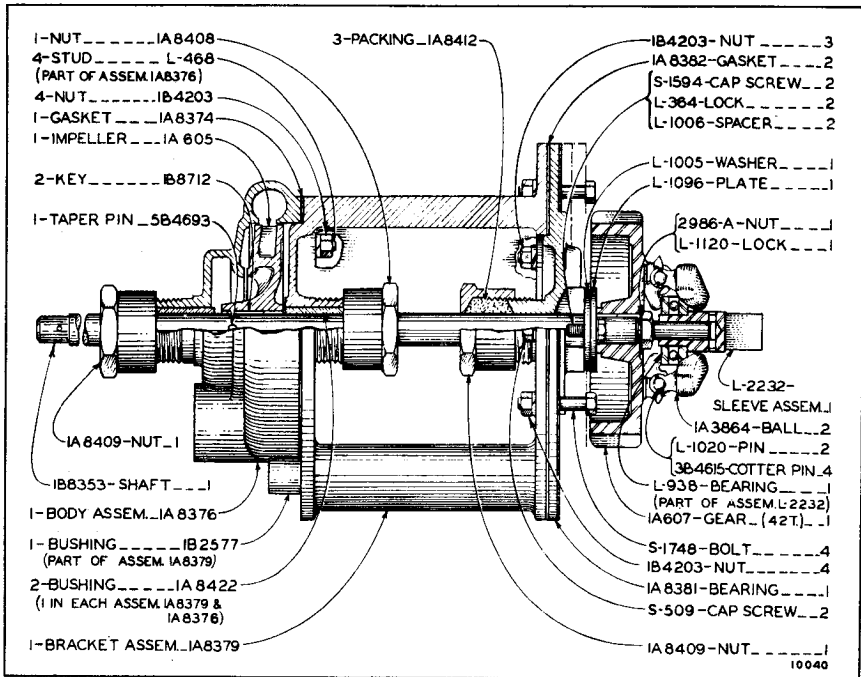
IA1681 RADIATOR GROUP



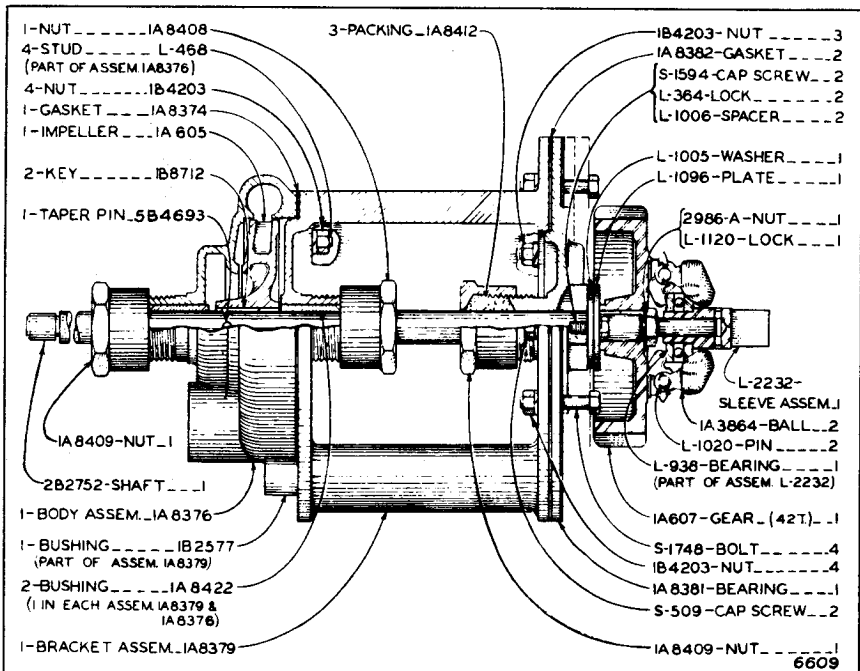
FAN

ALWAYS GIVE SERIAL NUMBER WHEN ORDERING PARTS



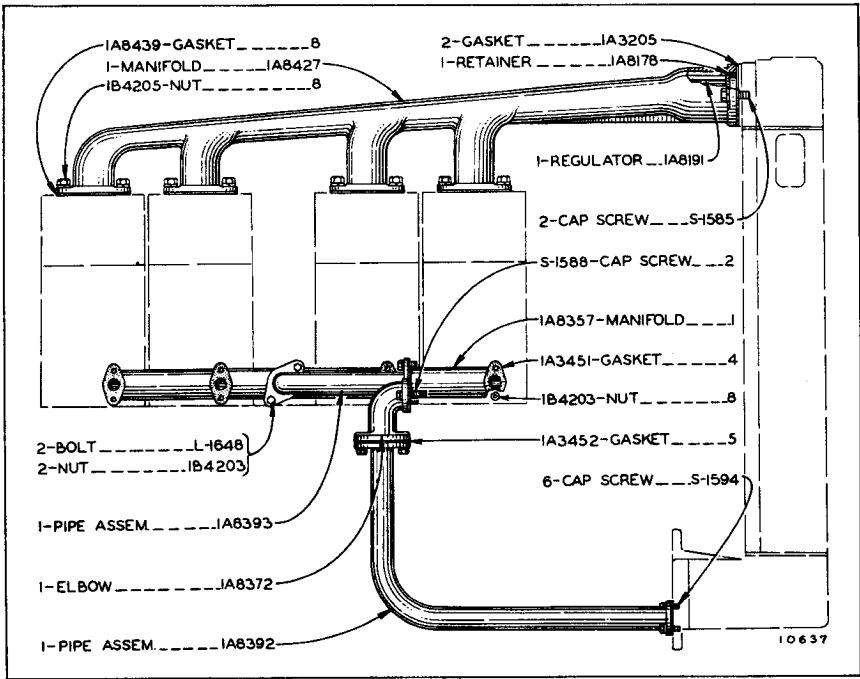


**ACCESSORY SHAFT, WATER PUMP AND GOVERNOR**  
 Serial No. 5A757 to 5A809 Inclusive

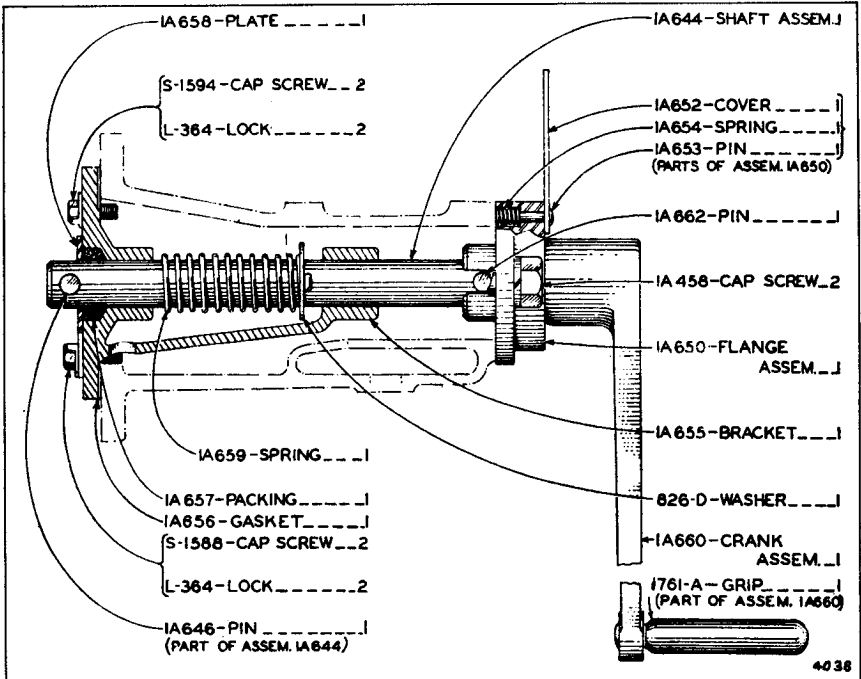


**ACCESSORY SHAFT, WATER PUMP AND GOVERNOR**  
 Effective with Serial No. 5A810

ALWAYS GIVE SERIAL NUMBER WHEN ORDERING PARTS



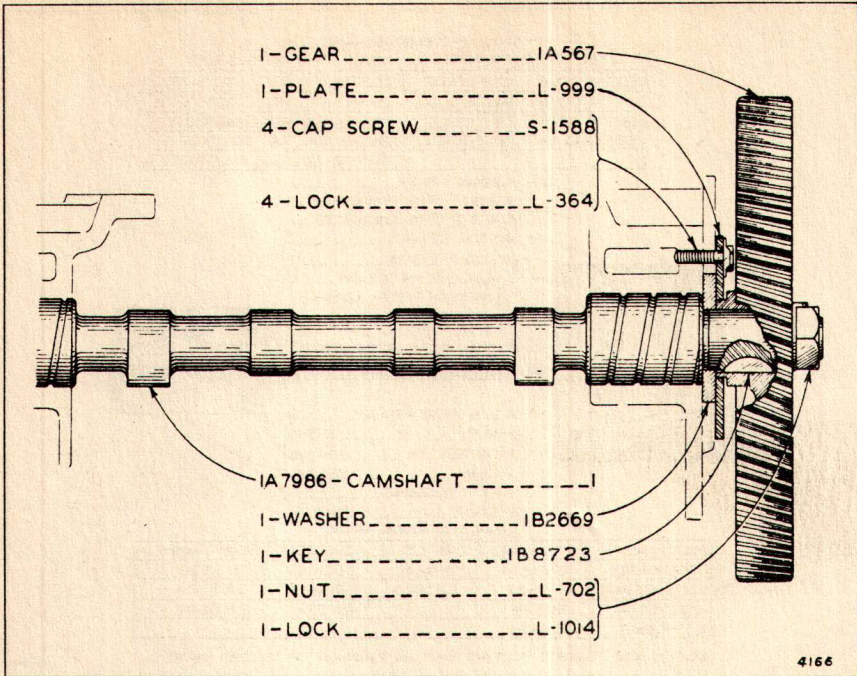
WATER LINES



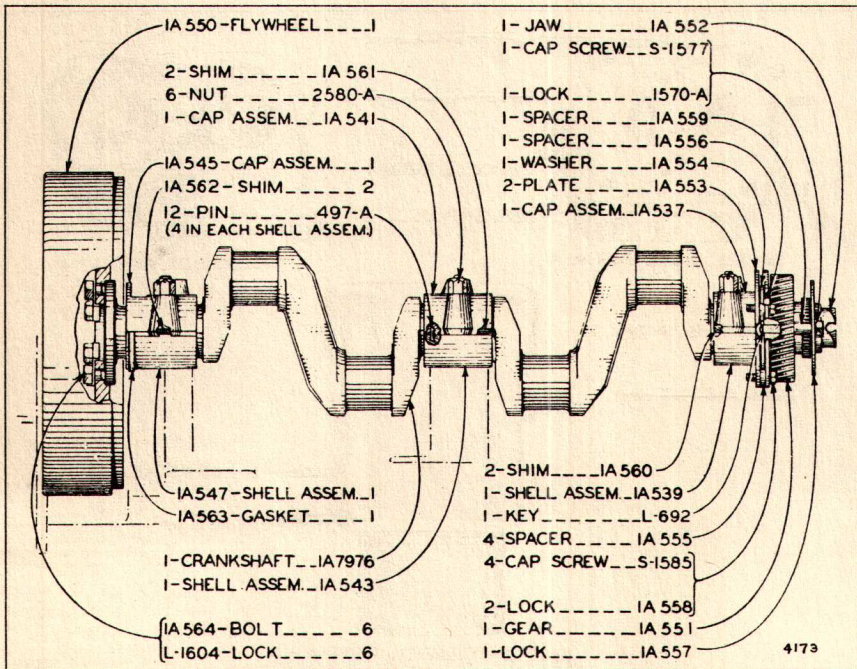
STARTING CRANK

Refer also to page 81 for special parts.

ALWAYS GIVE SERIAL NUMBER WHEN ORDERING PARTS



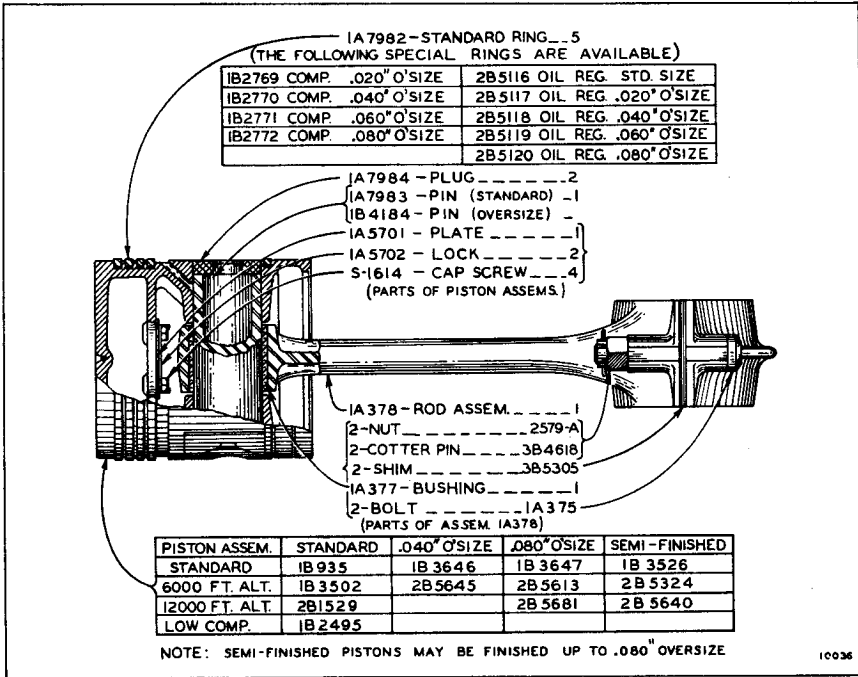
CAMSHAFT



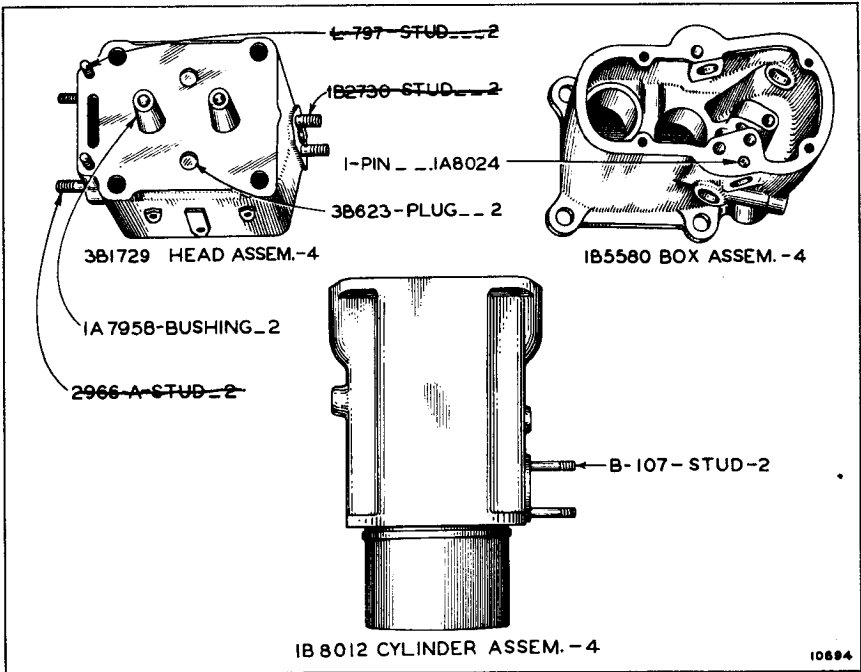
CRANKSHAFT

Refer also to page 81 for special parts.

ALWAYS GIVE SERIAL NUMBER WHEN ORDERING PARTS

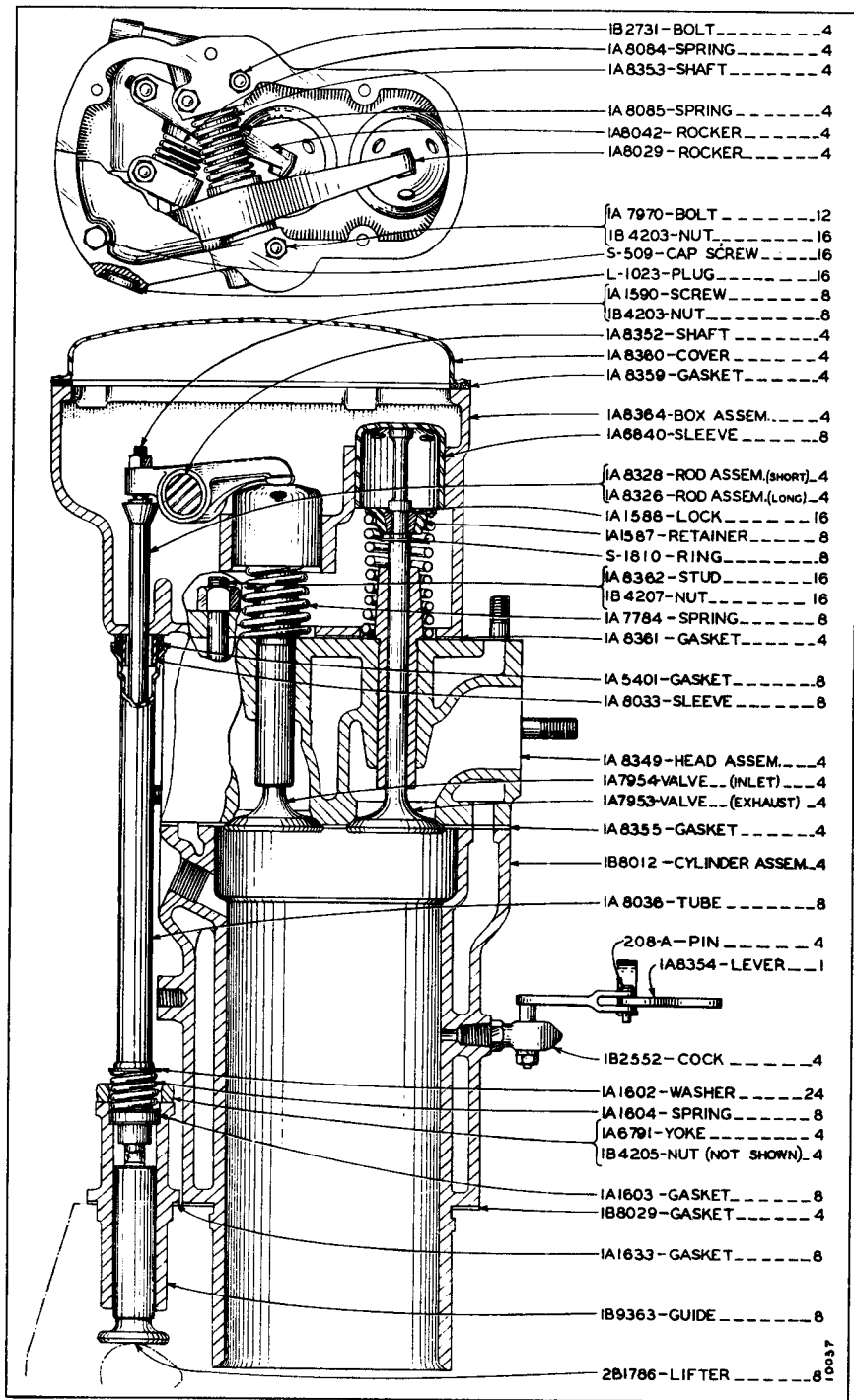


CONNECTING ROD AND PISTON (4 Groups Req'd)



CYLINDER AND CYLINDER HEAD ASSEMBLIES

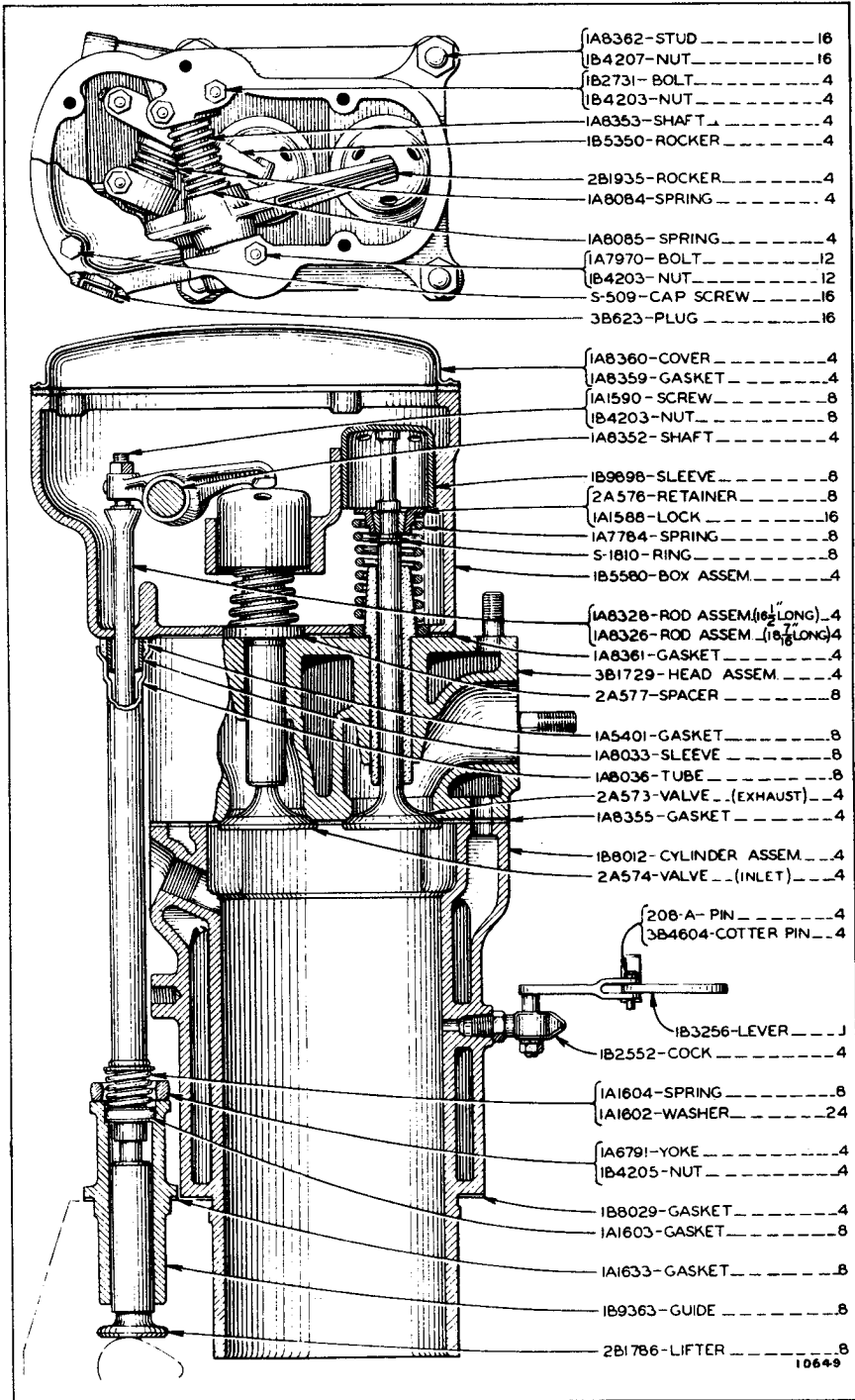
ALWAYS GIVE SERIAL NUMBER WHEN ORDERING PARTS



CYLINDER, CYLINDER HEAD AND VALVE MECHANISM  
 Serial No. 5A757 to 5A764 Inclusive

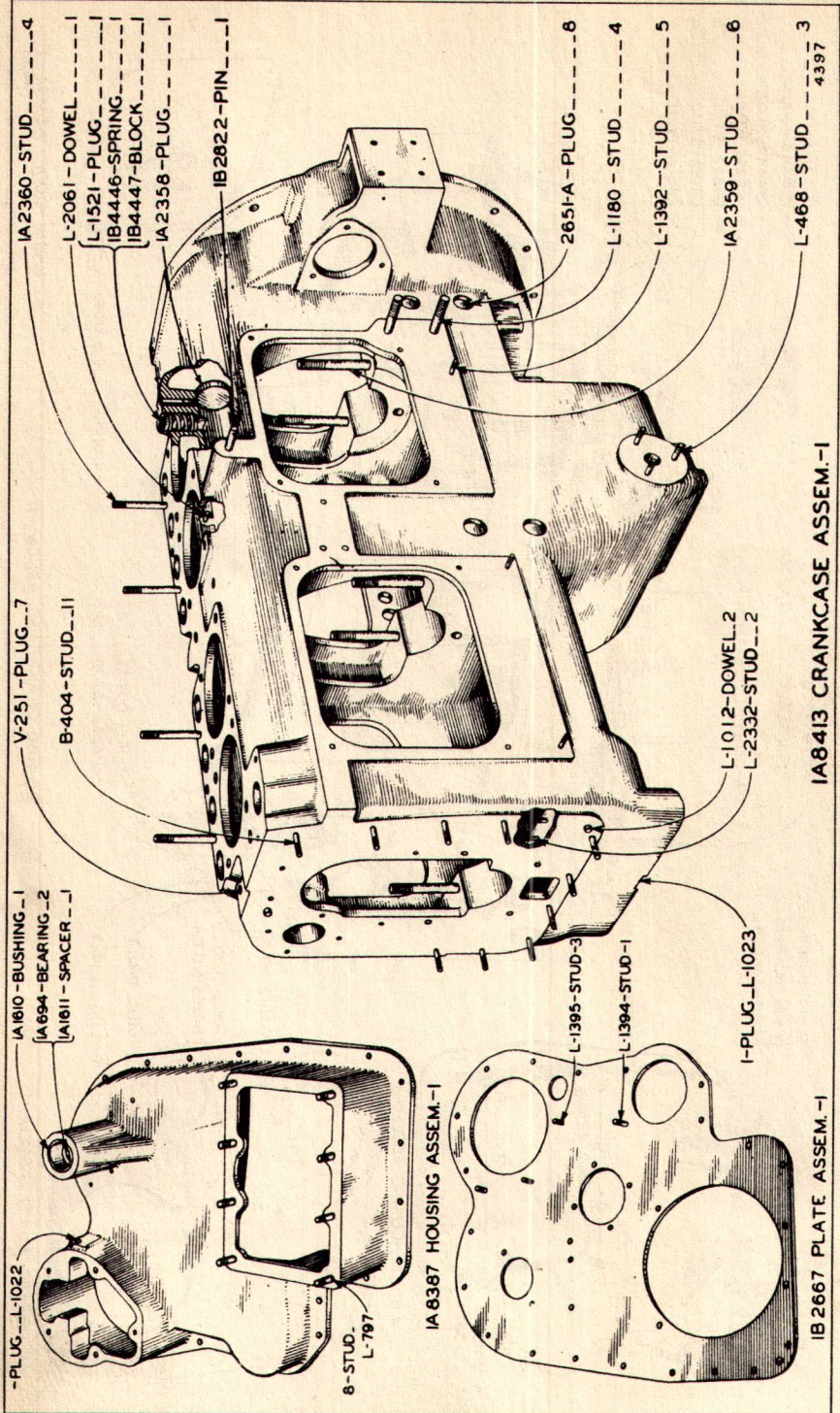
ALWAYS GIVE SERIAL NUMBER WHEN ORDERING PARTS

10037



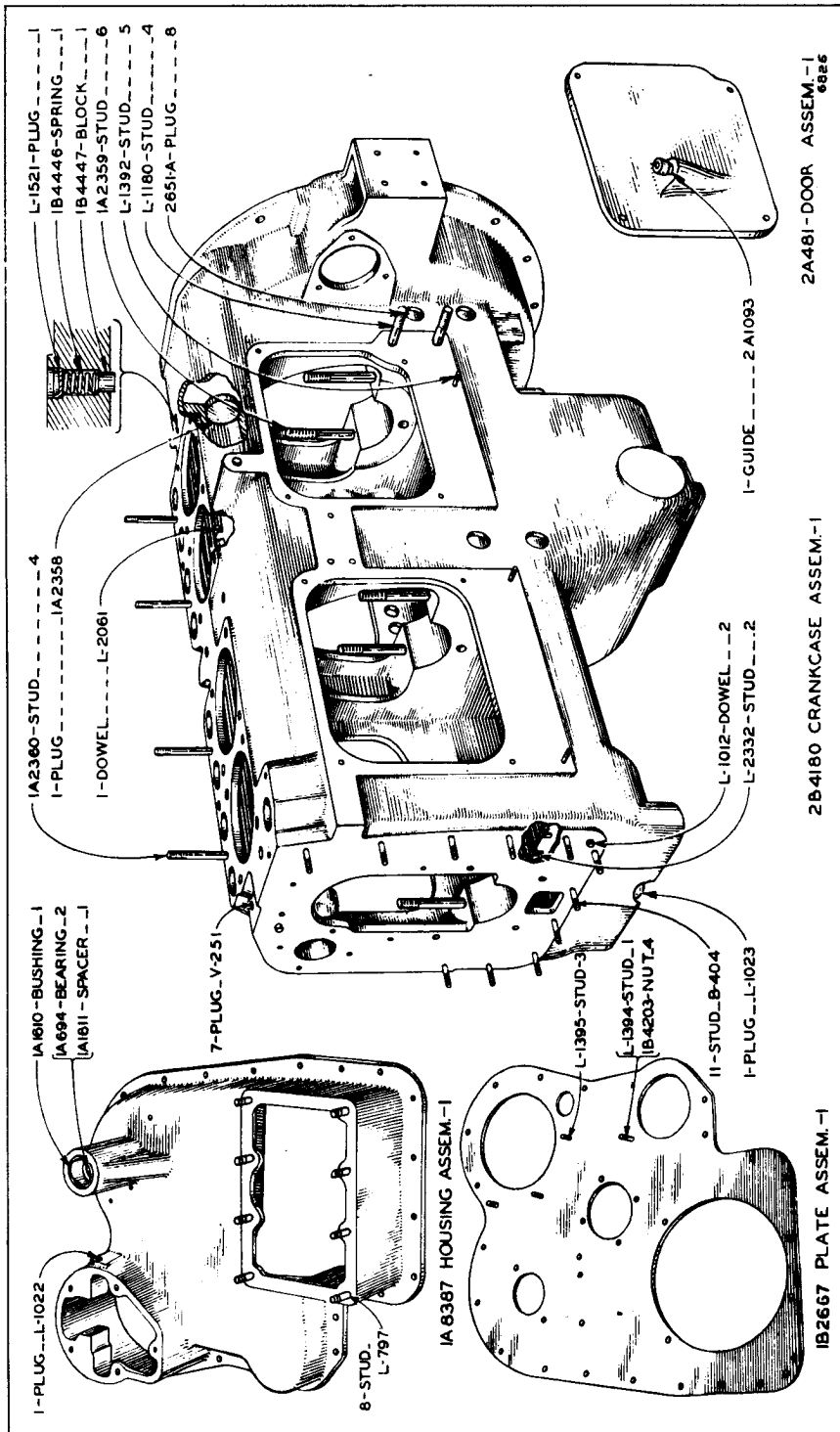
CYLINDER, CYLINDER HEAD AND VALVE MECHANISM  
Effective with Serial No. 5A765

ALWAYS GIVE SERIAL NUMBER WHEN ORDERING PARTS



**CRANKCASE AND COVER ASSEMBLIES**  
 Serial No. 5A757 to 5A856 Inclusive  
 Refer also to page 82 for special parts.

ALWAYS GIVE SERIAL NUMBER WHEN ORDERING PARTS

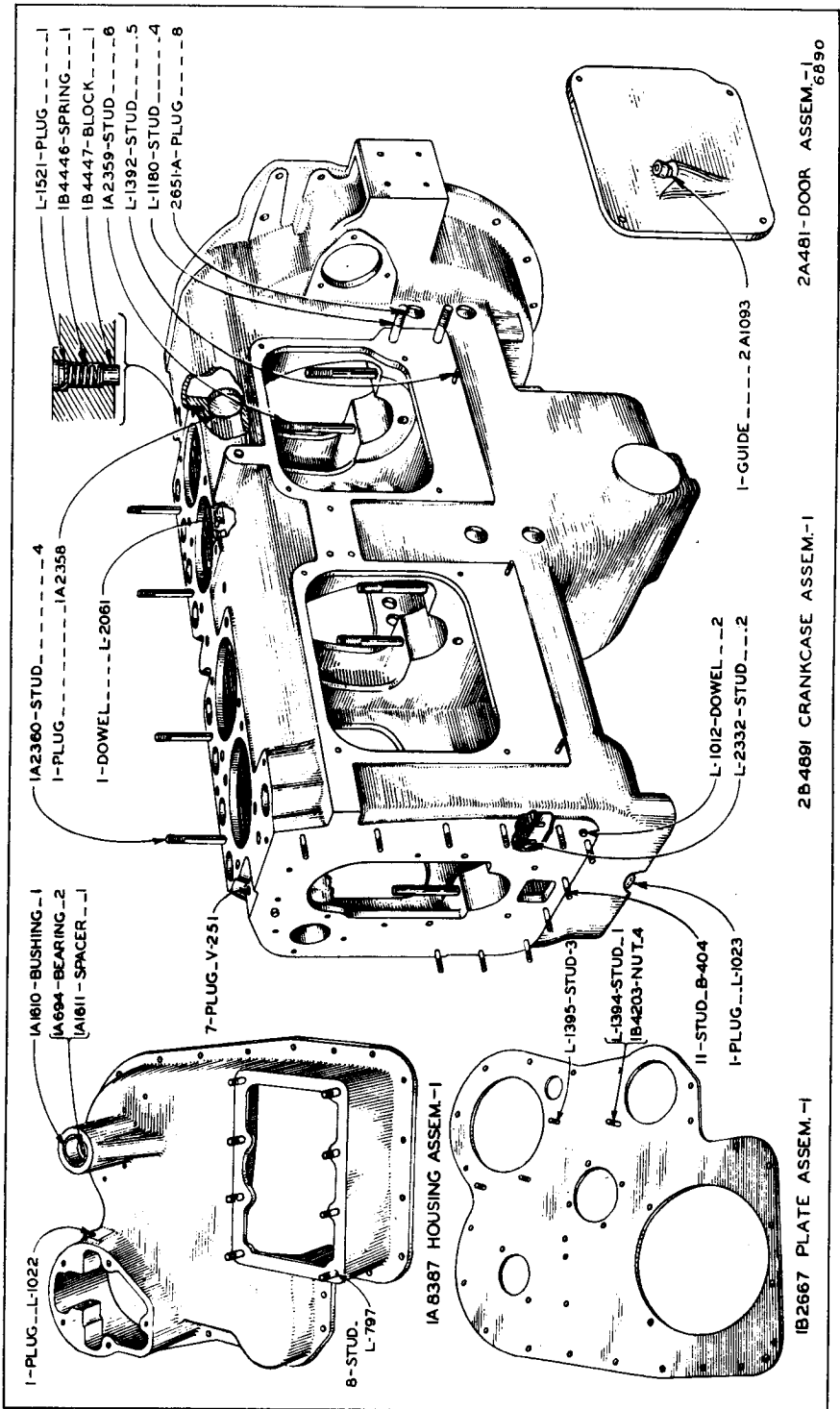


**CRANKCASE AND COVER ASSEMBLIES**

Serial No. 5A857 to 5A904 Inclusive  
 Refer also to page 82 for special parts.

ALWAYS GIVE SERIAL NUMBER WHEN ORDERING PARTS

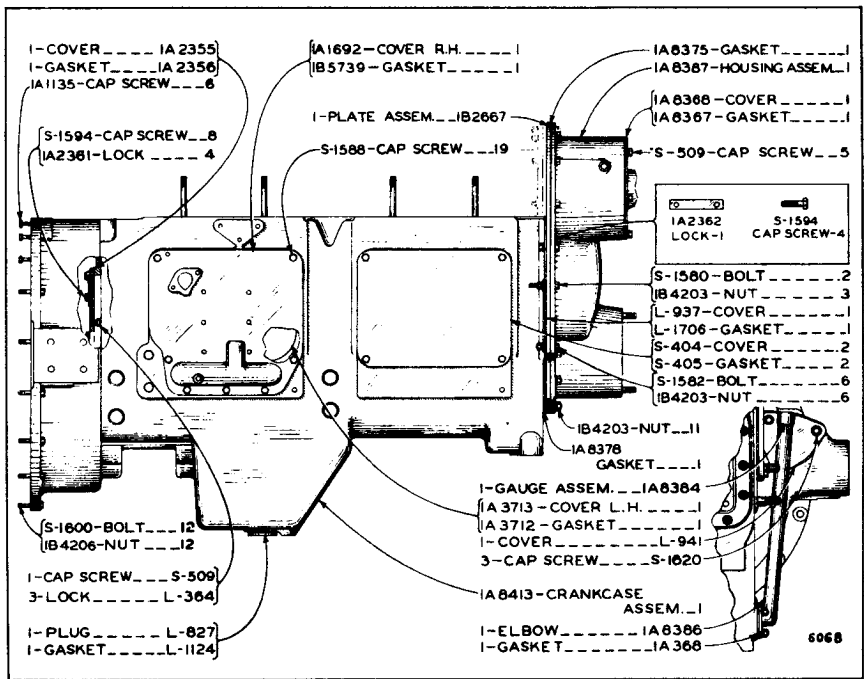




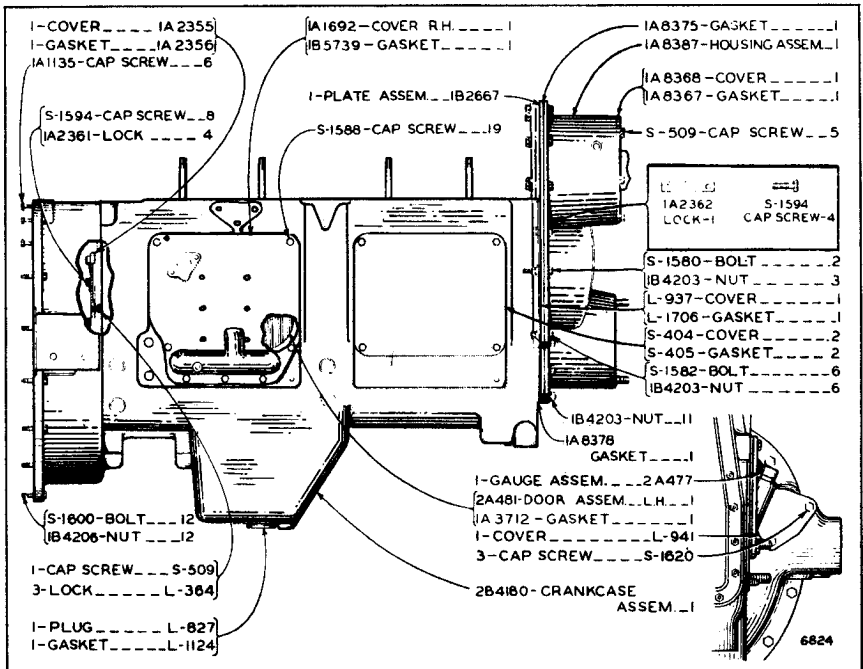
**CRANKCASE AND COVER ASSEMBLIES**

Effective with Serial No.5A905

Refer also to page 82 for special parts.

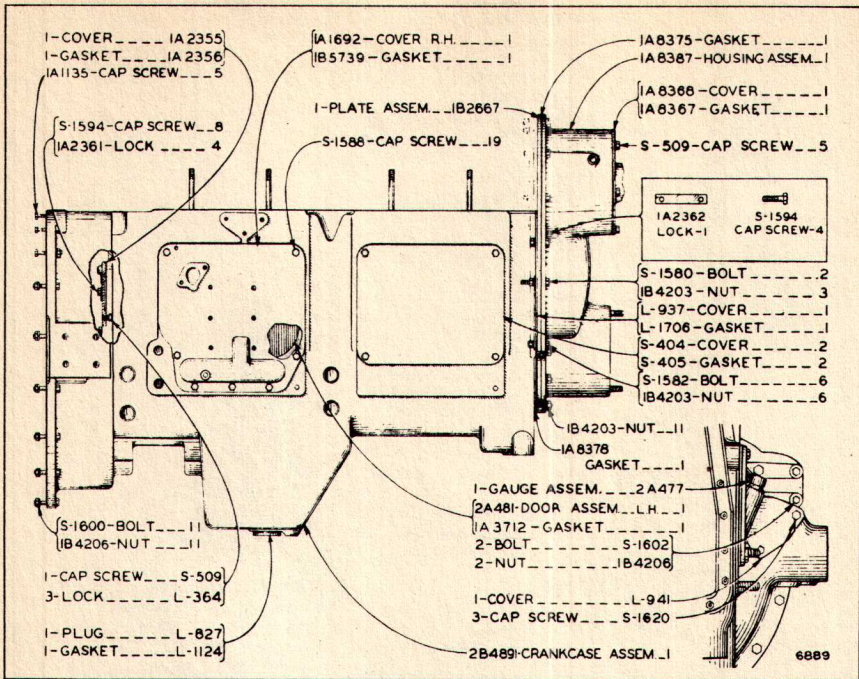


**CRANKCASE AND COVERS**  
 Serial No. 5A757 to 5A856 Inclusive

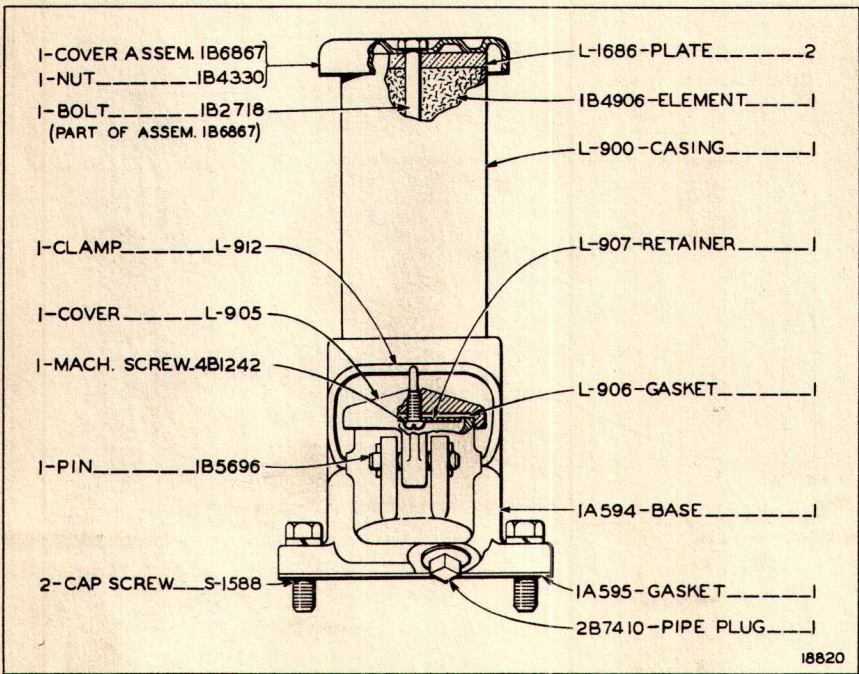


**CRANKCASE AND COVERS**  
 Serial No. 5A857 to 5A904 Inclusive

ALWAYS GIVE SERIAL NUMBER WHEN ORDERING PARTS

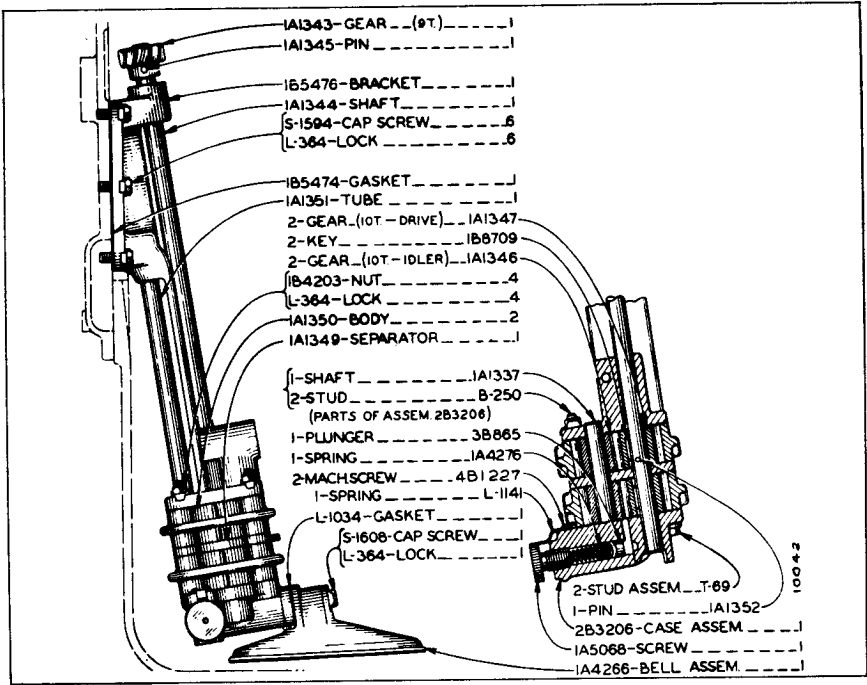


**CRANKCASE AND COVERS**  
 Effective with Serial No. 5A905

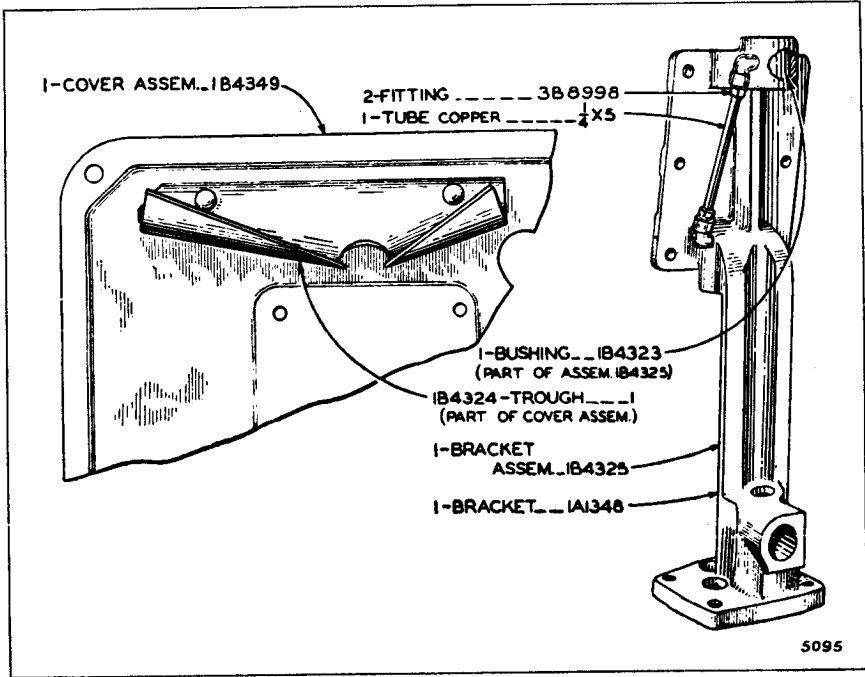


**BREATHER AND OIL FILLER**

ALWAYS GIVE SERIAL NUMBER WHEN ORDERING PARTS

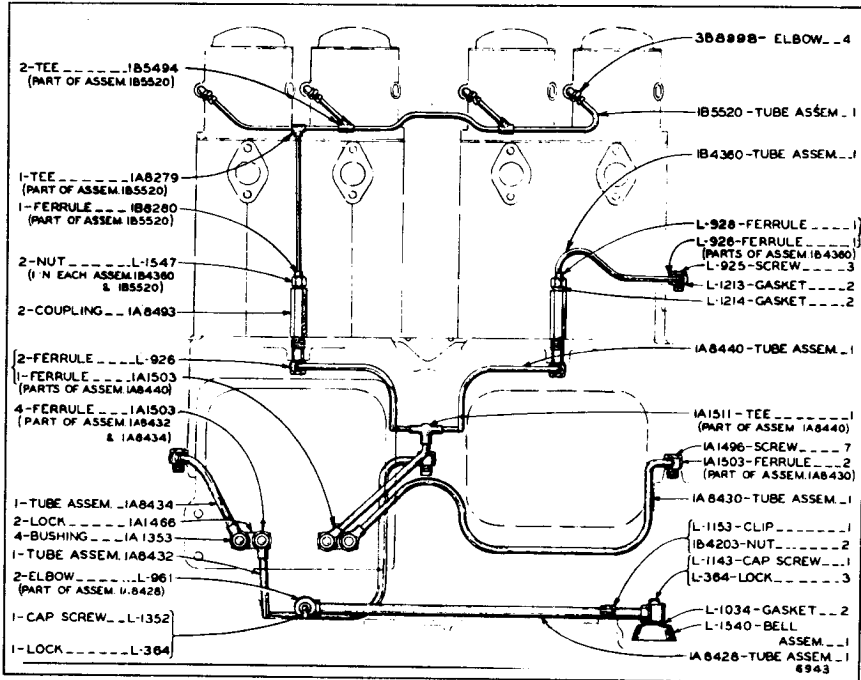


IB2496 OIL PUMP GROUP



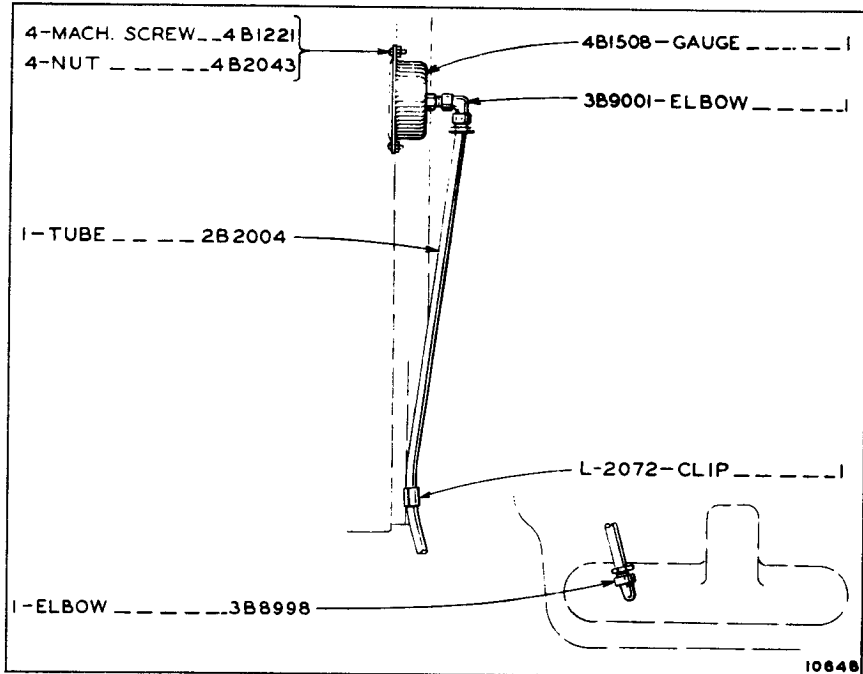
MISCELLANEOUS OIL PUMP PARTS

ALWAYS GIVE SERIAL NUMBER WHEN ORDERING PARTS



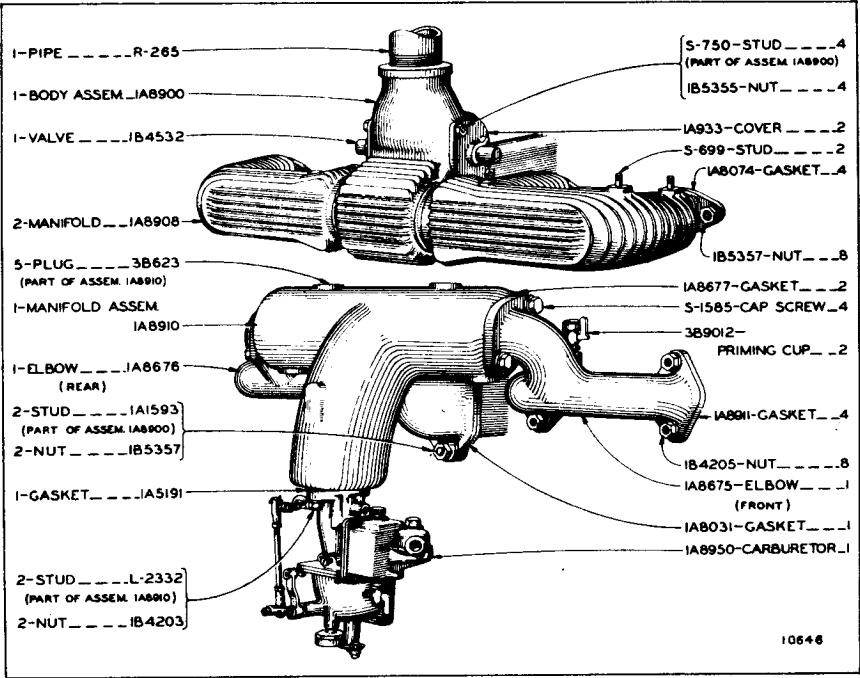
OIL LINES

Refer also to page 96 for special parts

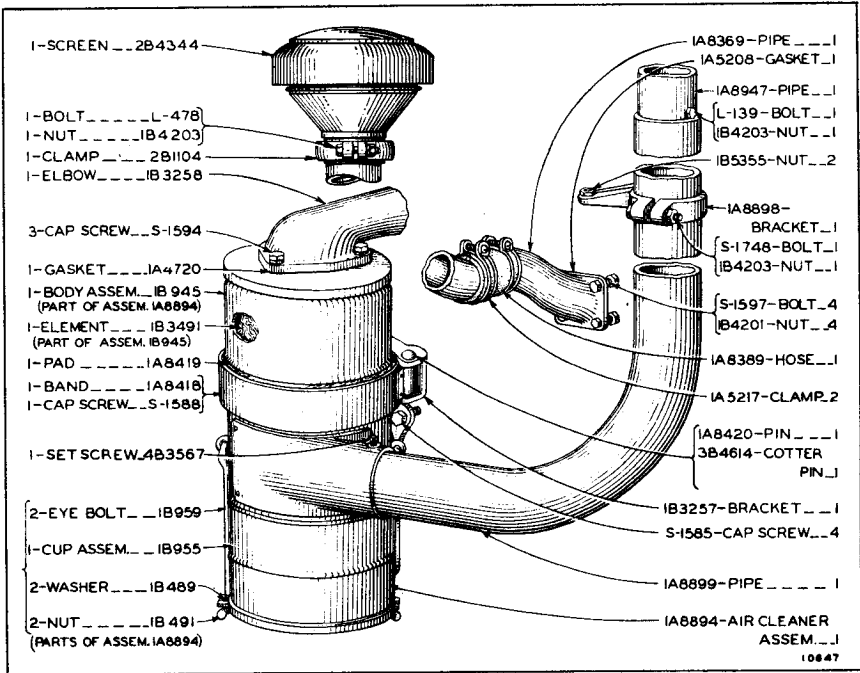


OIL GAUGE

ALWAYS GIVE SERIAL NUMBER WHEN ORDERING PARTS

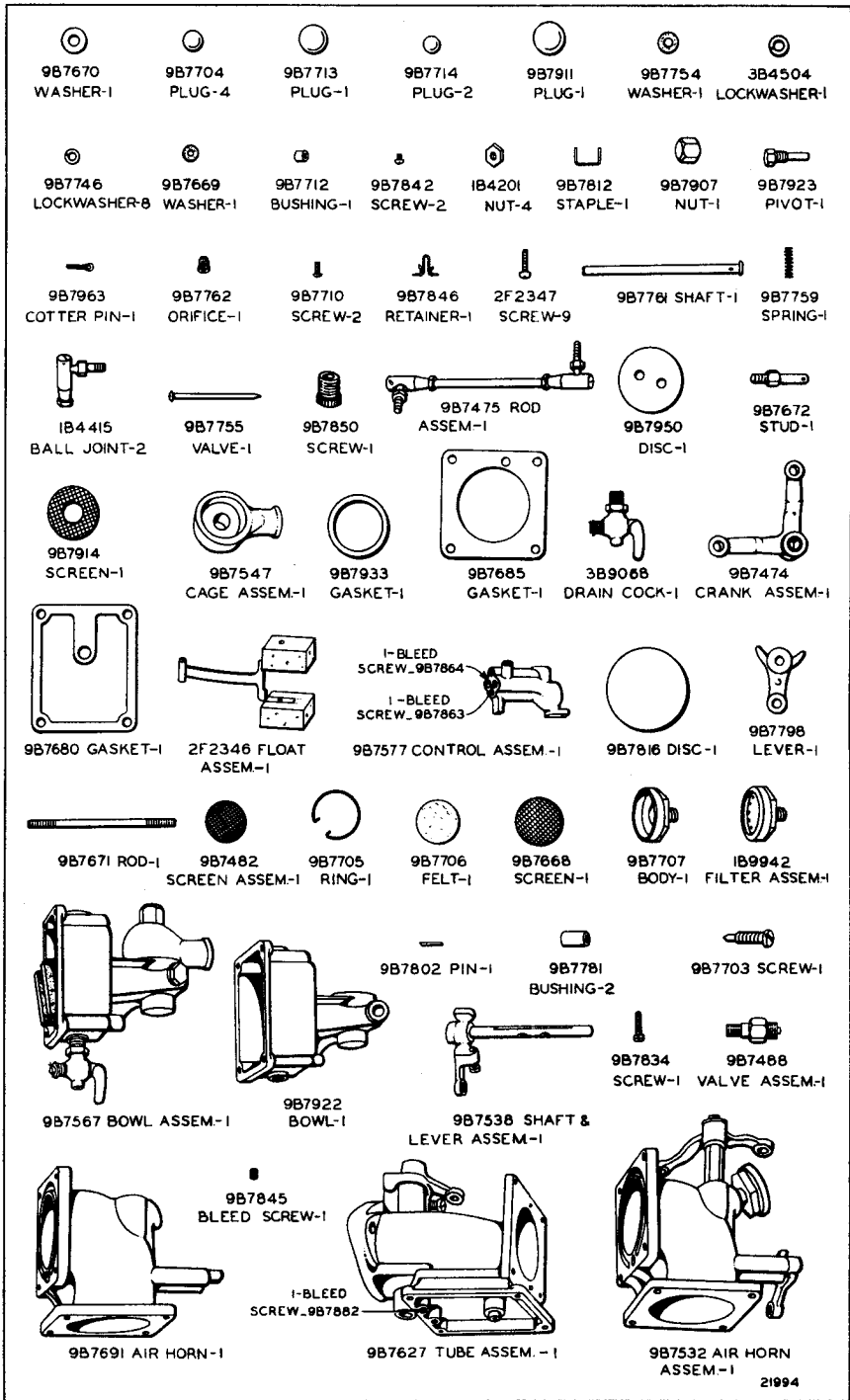


MANIFOLDS



AIR CLEANER

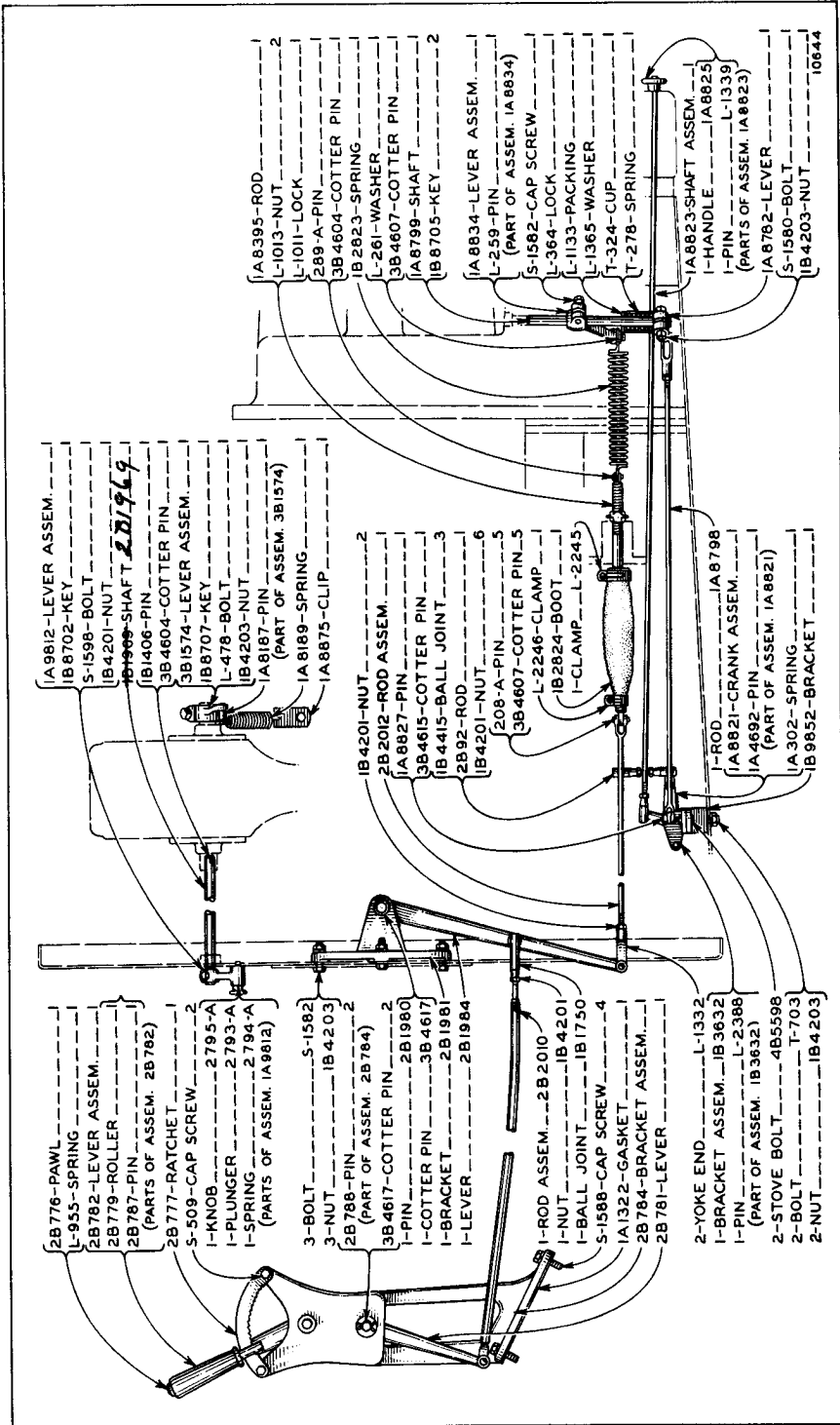
ALWAYS GIVE SERIAL NUMBER WHEN ORDERING PARTS



21994

IA8950 CARBURETOR

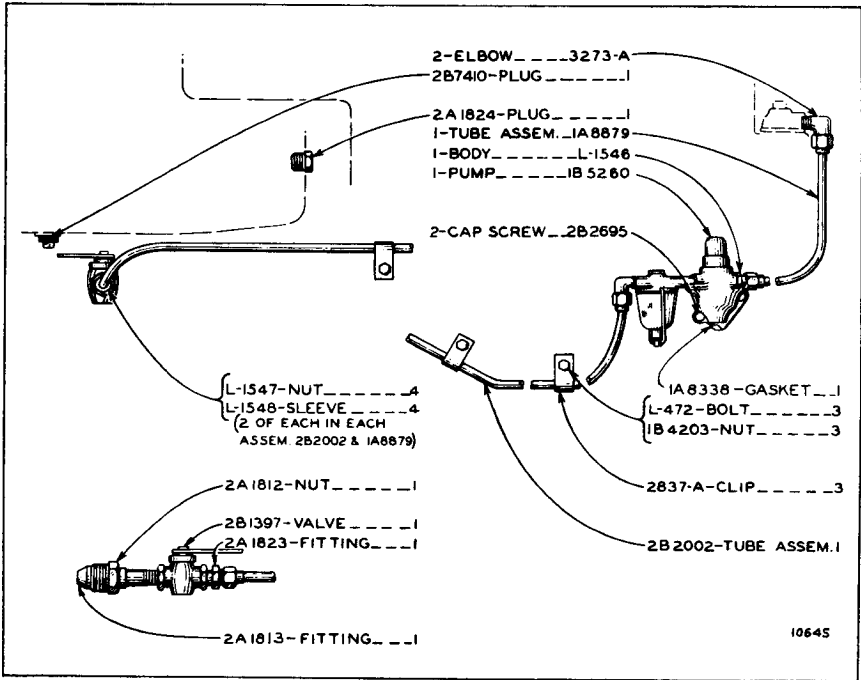
ALWAYS GIVE SERIAL NUMBER WHEN ORDERING PARTS



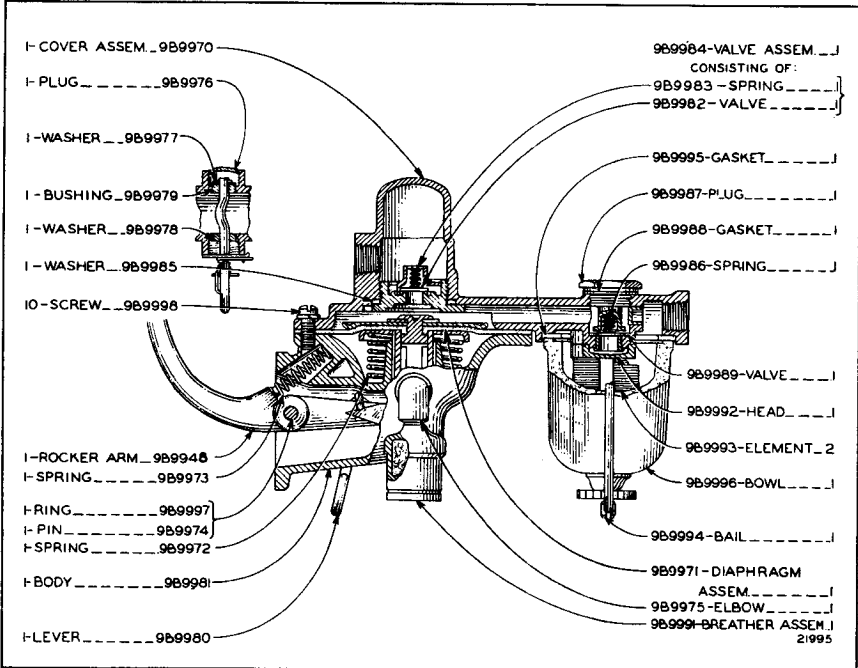
CARBURETOR, HEAT, GOVERNOR AND CHOKE CONTROLS

ALWAYS GIVE SERIAL NUMBER WHEN ORDERING PARTS





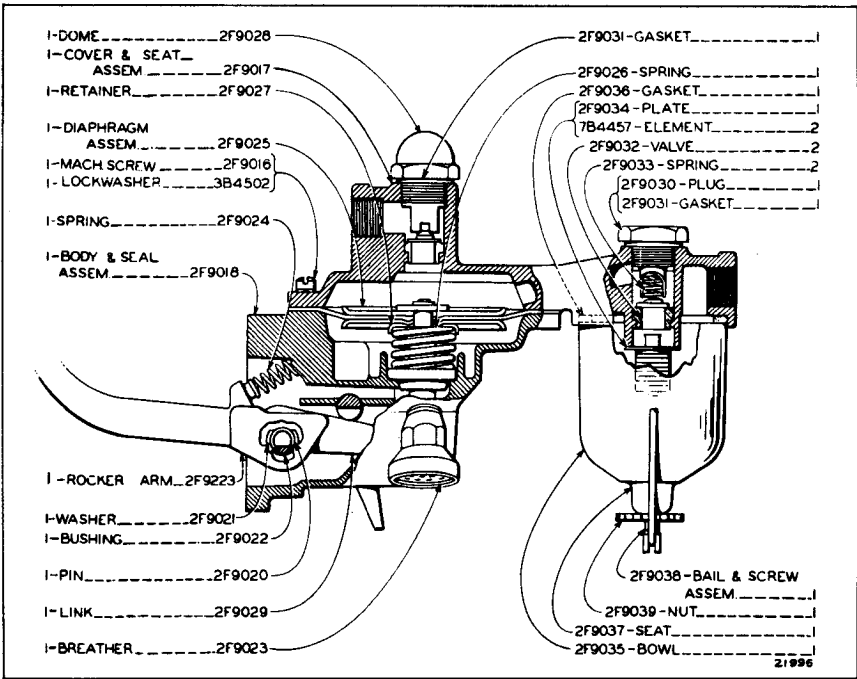
FUEL LINES



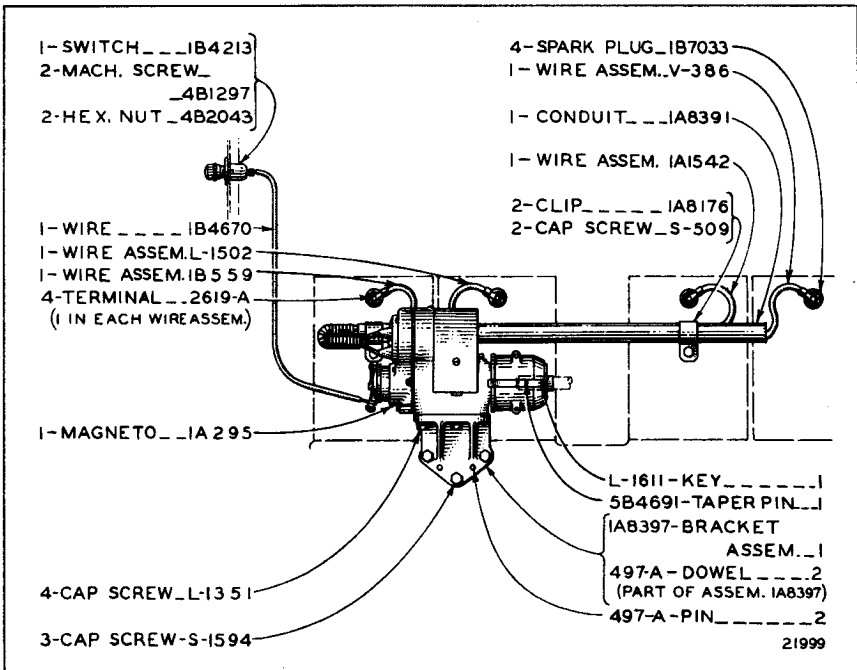
IB5260 FUEL PUMP

Only separate parts serviced. When complete pump is required order one—2F8437 and two—1B7182.

ALWAYS GIVE SERIAL NUMBER WHEN ORDERING PARTS



2F8437 FUEL PUMP

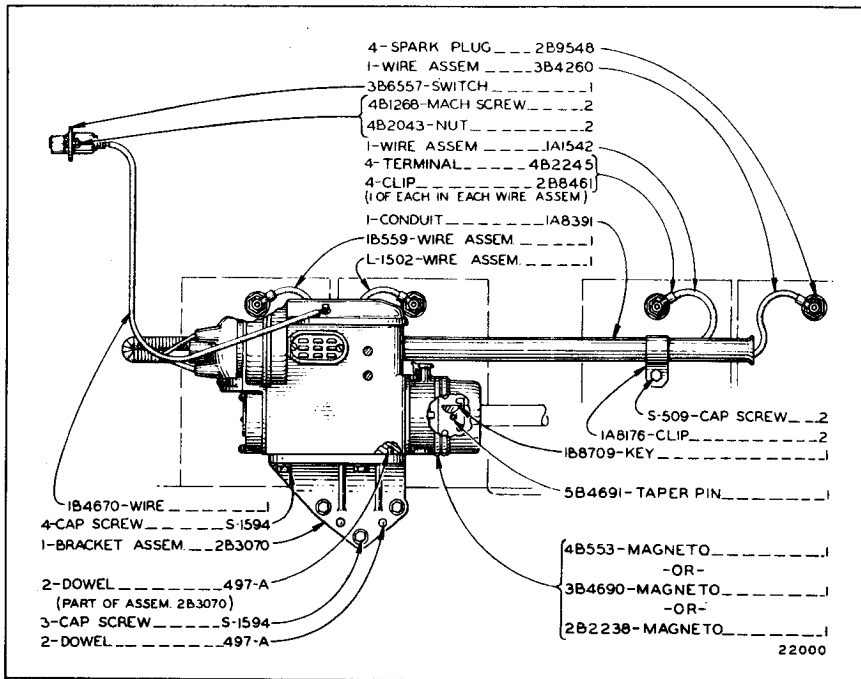


**IGNITION SYSTEM**

Serial No. 5A757 to 5A809 Inclusive

2B5401 Magneto replacement group is available for IA295 Magneto Assembly. See page 28.

**ALWAYS GIVE SERIAL NUMBER WHEN ORDERING PARTS**



**IGNITION SYSTEM**  
 Effective with Serial No. 5A810

**1A295 Magneto**

Consists of:

- | Magneto Parts ..... Page 28-29
- | 9B8113 Impulse Starter ..... Page 30
- | 9B8356 Floating Disc
- | 9B8293 Drive Hub Assembly—Adjustable

**2B2238 Magneto**

Consists of:

- | Magneto Parts ..... Page 30-31
- | 9B8112 Impulse Starter ..... Page 32
- | 9B8356 Floating Disc
- | 9B8293 Drive Hub Assembly—Adjustable

**3B4690 Magneto**

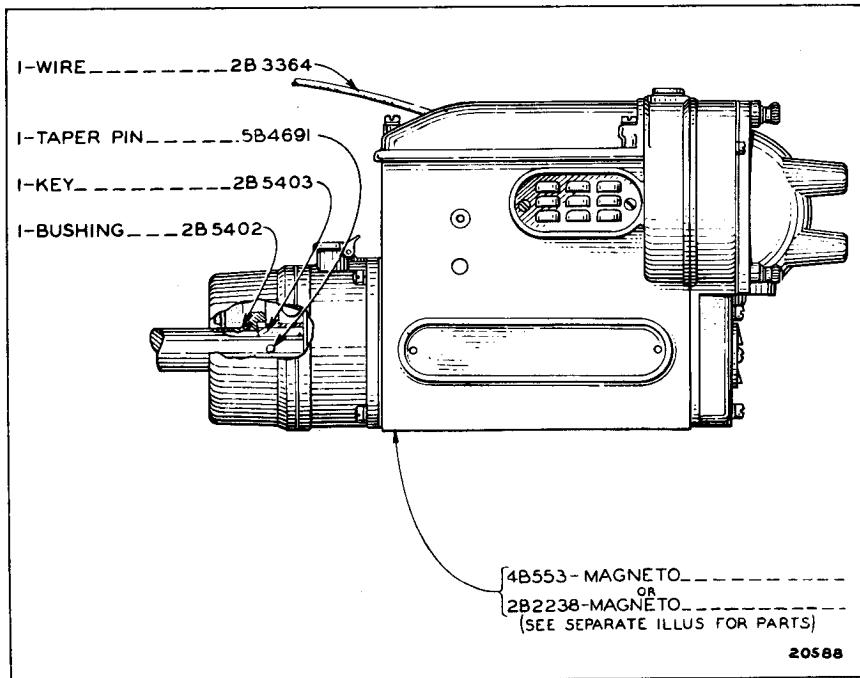
Consists of:

- | Magneto Parts ..... Page-32-33
- | Coupling Parts ..... Page 34
- | 9B8112 Impulse Starter ..... Page 32

**4B553 Magneto**

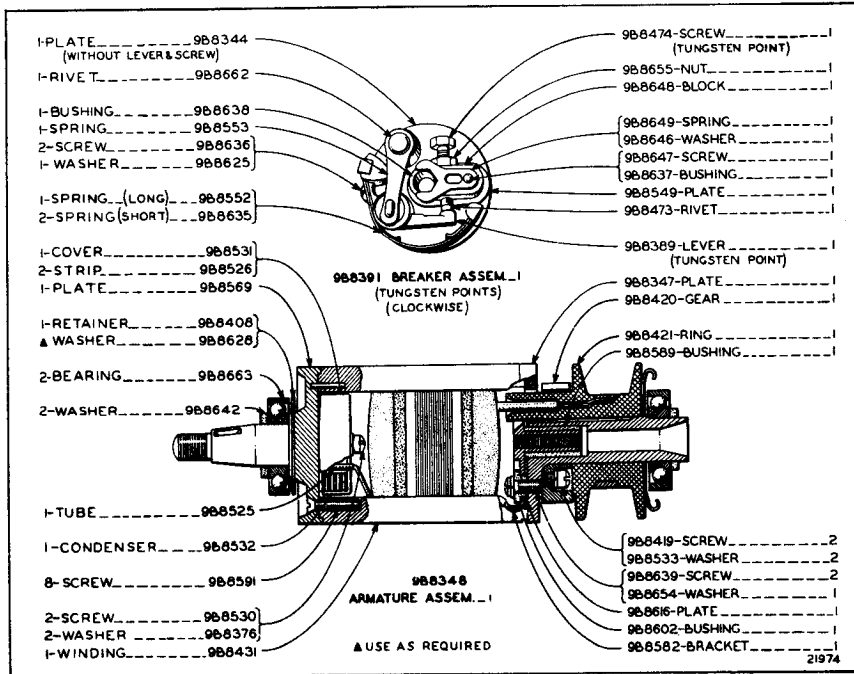
Consists of:

- | Magneto Parts ..... Page 34-35
- | Coupling Parts ..... Page 34
- | 9B8112 Impulse Starter ..... Page 32



**2B5401 MAGNETO REPLACEMENT GROUP**

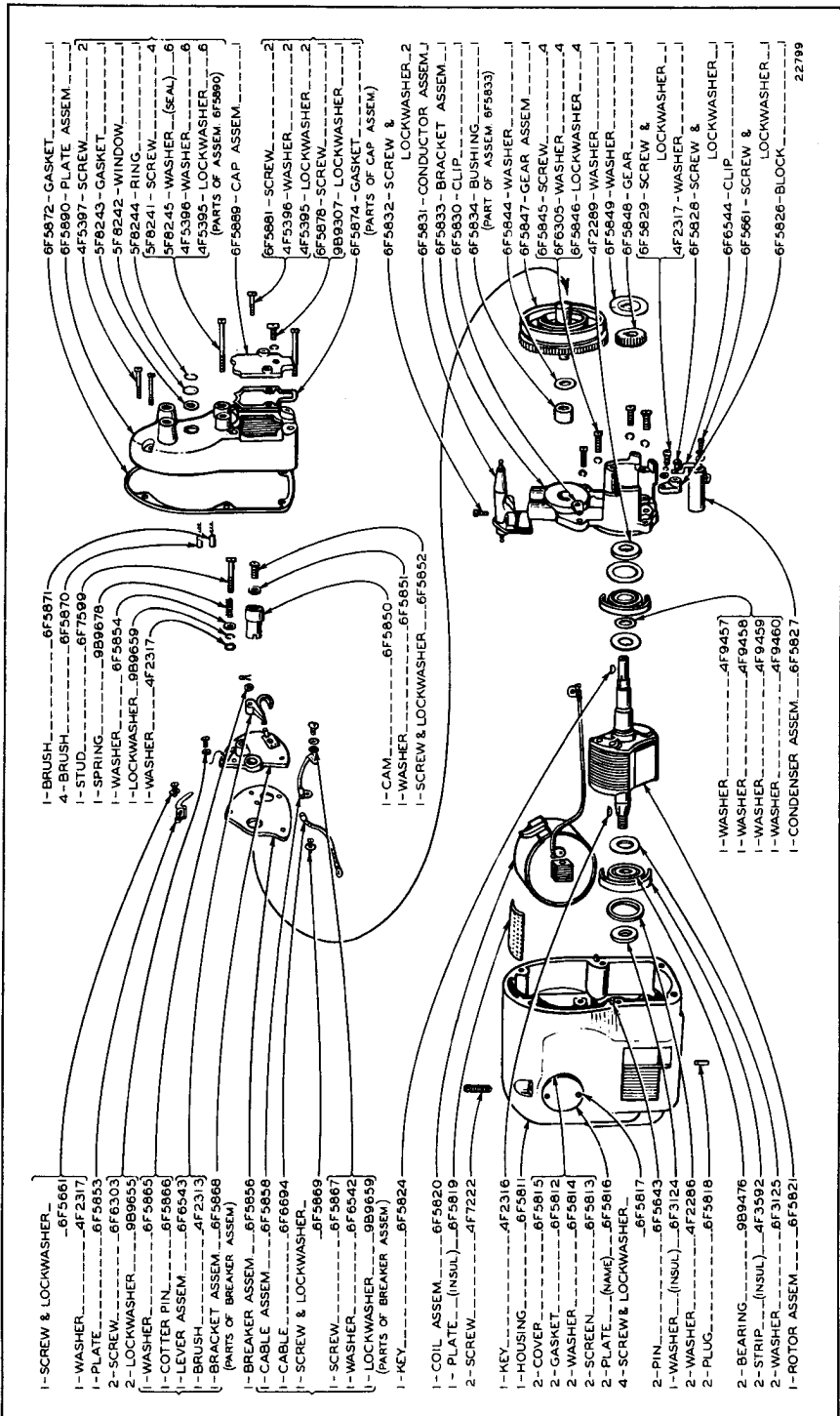
2B2238 parts are shown on page 30 and 31. 4B553 parts are shown on page 34 and 35  
This group may be installed to replace 1A295



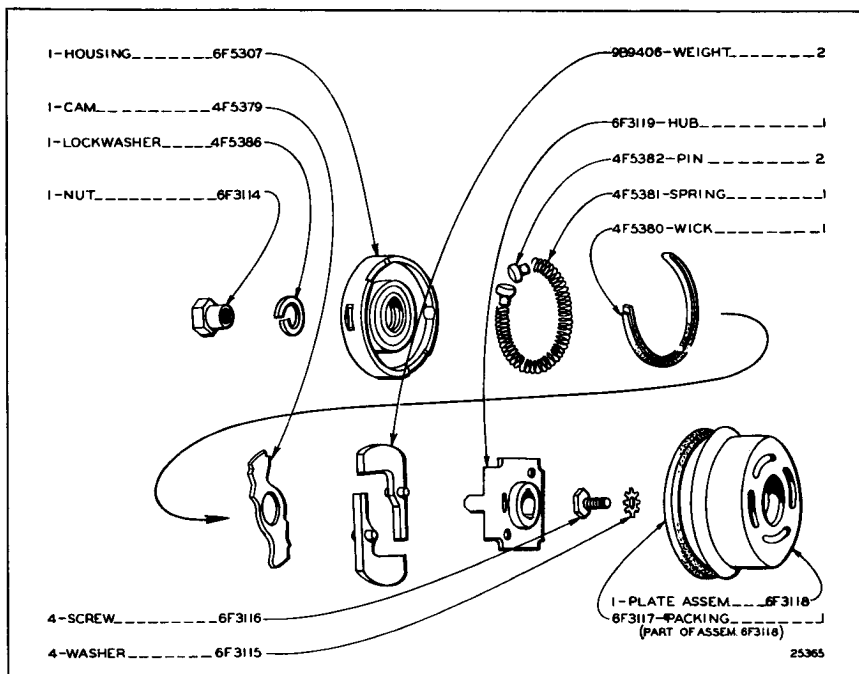
**1A295 MAGNETO PARTS**

ALWAYS GIVE SERIAL NUMBER WHEN ORDERING PARTS

INSERT BETWEEN PAGES 28 &amp; 29 IN FORM 9278—PARTS CATALOG FOR FIFTY TRACTOR

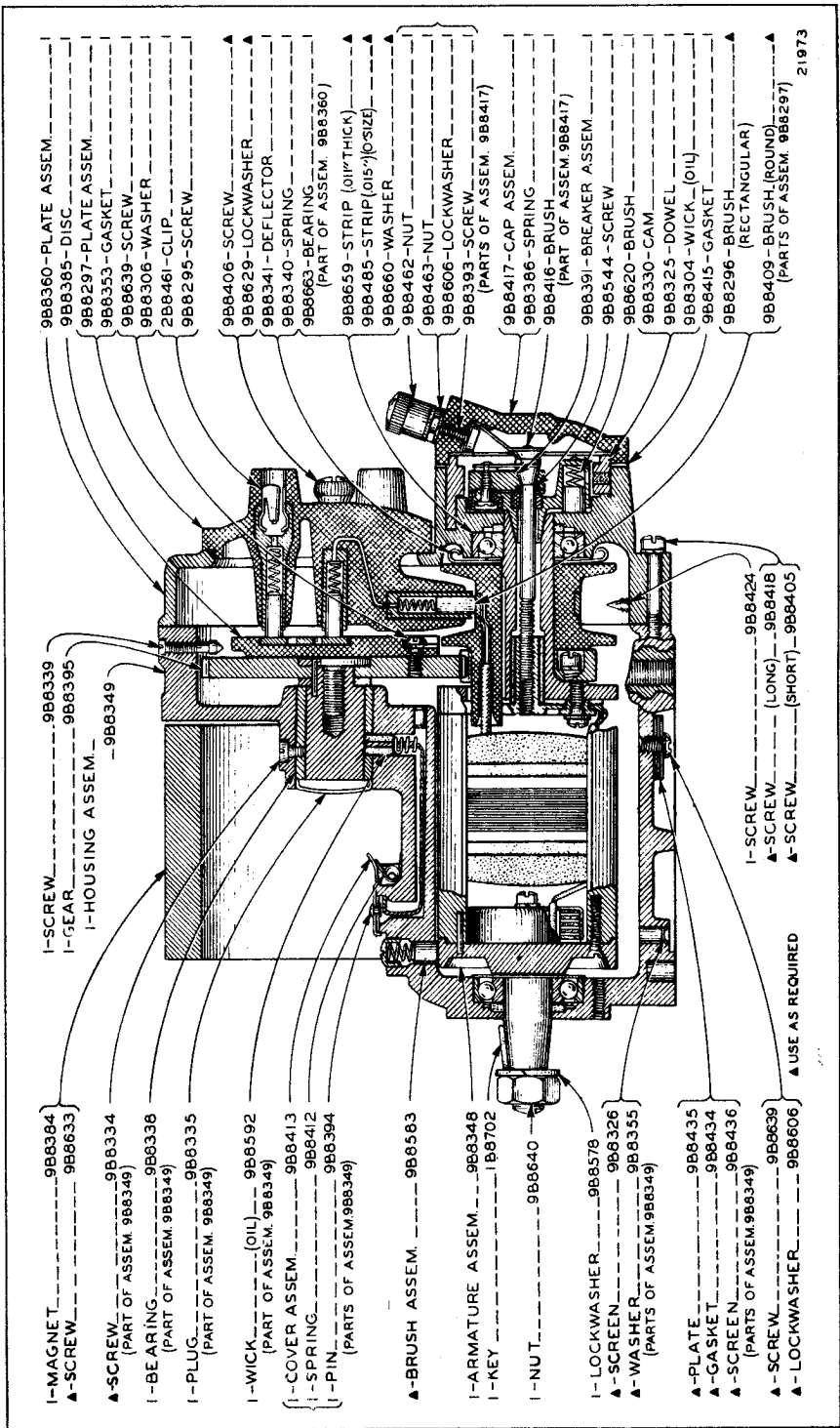
**5F3908 MAGNETO**

Serial No. 5A757 to 5A809 Inclusive. When replacement of complete 1A295 Magneto is required, order 1-5F3908 Magneto, 1-4F7492 Coupling and 1-4F9454 Disc. 6F5308 Impulse Coupling Assembly parts are shown on reverse side of insert



### 6F5308 IMPULSE COUPLING ASSEMBLY

Part of 5F3908 Magneto shown on front side of insert

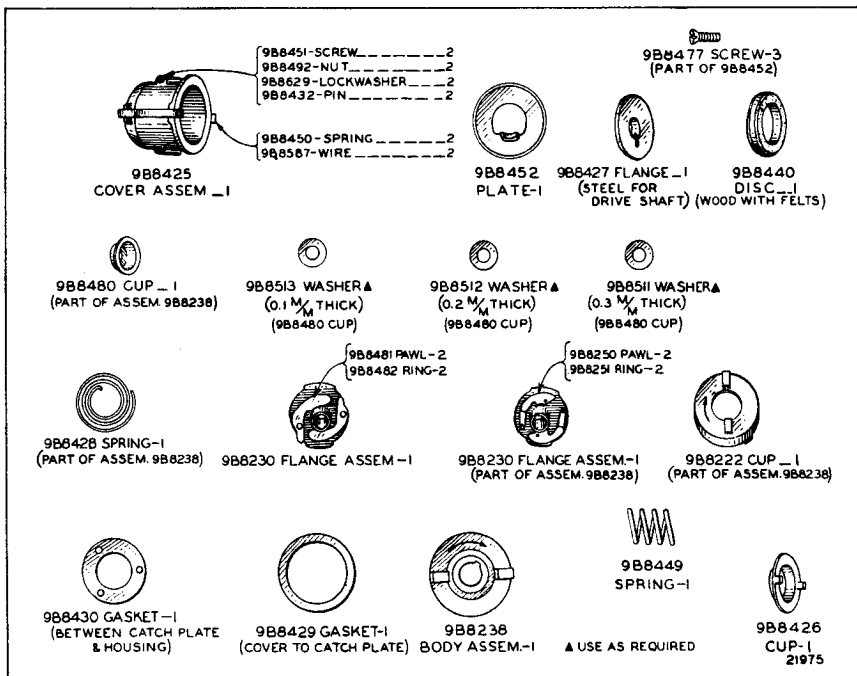


- I-MAGNET\_ 988384
- ▲-SCREW\_ 986633
- ▲-SCREW\_ 988334
- (PART OF ASSEM. 988349)
- I-BEARING\_ 986338
- (PART OF ASSEM. 988349)
- I-PLUG\_ 988335
- (PART OF ASSEM. 988349)
- I-WICK\_ (OIL) 988592
- (PART OF ASSEM. 988349)
- I-COVER ASSEM\_ 988413
- I-SPRING\_ 988412
- I-PIN\_ 988394
- (PARTS OF ASSEM. 988349)
- ▲-BRUSH ASSEM. 988583
- I-ARMATURE ASSEM\_ 988348
- I-KEY\_ 1B8702
- I-NUT\_ 986640
- I-LOCKWASHER\_ 988578
- ▲-SCREEN\_ 986326
- ▲-WASHER\_ 986355
- (PARTS OF ASSEM. 988349)
- ▲-PLATE\_ 988435
- ▲-GASKET\_ 988434
- ▲-SCREEN\_ 986436
- (PARTS OF ASSEM. 988349)
- ▲-SCREW\_ 988639
- ▲-LOCKWASHER\_ 988606
- ▲ USE AS REQUIRED
- I-SCREW\_ 988424
- ▲-SCREW\_ (LONG) 988418
- ▲-SCREW\_ (SHORT) 988405
- 988360-PLATE ASSEM.
- 988385-DISC
- 988297-PLATE ASSEM.
- 988353-GASKET
- 988639-SCREW
- 988306-WASHER
- 2B8461-CLIP
- 988295-SCREW
- 988406-SCREW
- 988629-LOCKWASHER
- 988341-DEFLECTOR
- 988340-SPRING
- 988663-BEARING
- (PART OF ASSEM. 988360)
- 988659-STRIP (OIL THICK)
- 988485-STRIP (OIL SIZE)
- 988660-WASHER
- 988462-NUT
- 988463-NUT
- 988606-LOCKWASHER
- 988393-SCREW
- (PARTS OF ASSEM. 988417)
- 988417-CAP ASSEM.
- 988386-SPRING
- 988418-BRUSH
- (PART OF ASSEM. 988417)
- 988391-BREAKER ASSEM.
- 988544-SCREW
- 988620-BRUSH
- 988330-CAM
- 988325-DOWEL
- 988304-WICK (OIL)
- 988415-GASKET
- 988296-BRUSH
- (RECTANGULAR)
- 988409-BRUSH (ROUND)
- (PARTS OF ASSEM. 988297)

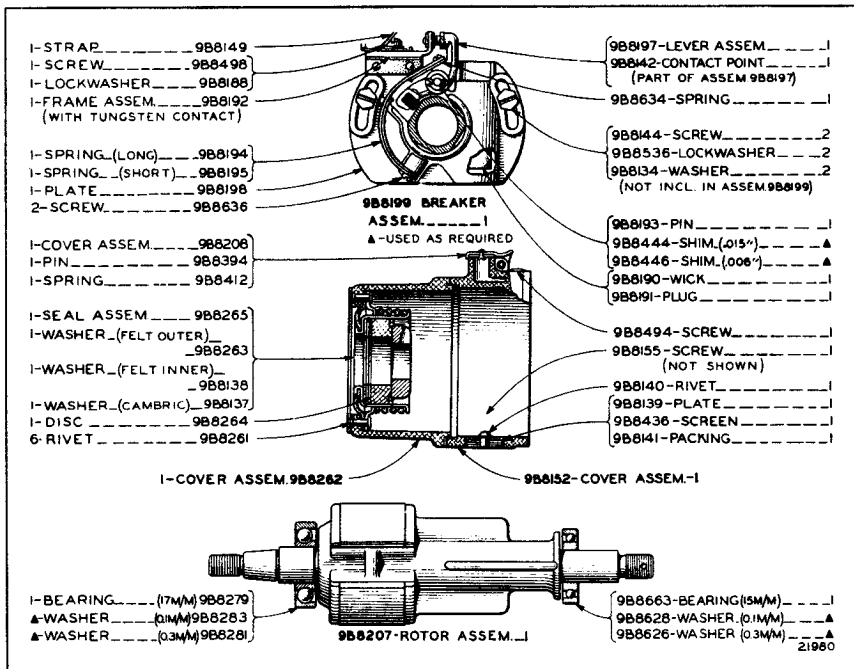
21973

1A295 MAGNETO PARTS

ALWAYS GIVE SERIAL NUMBER WHEN ORDERING PARTS



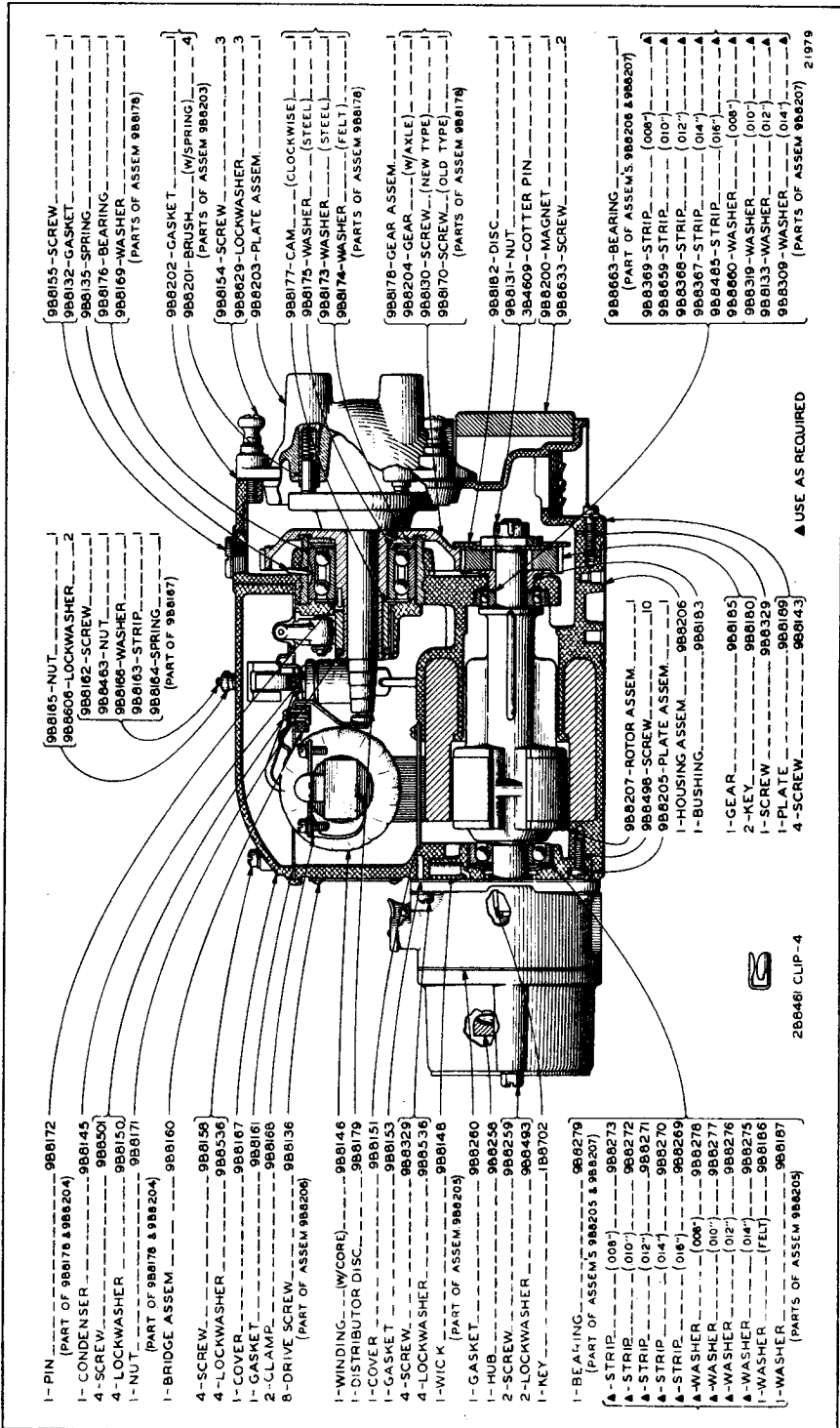
**988113 IMPLUSE STARTER**  
Part of IA295 Magneto



**2B2238 MAGNETO PARTS**

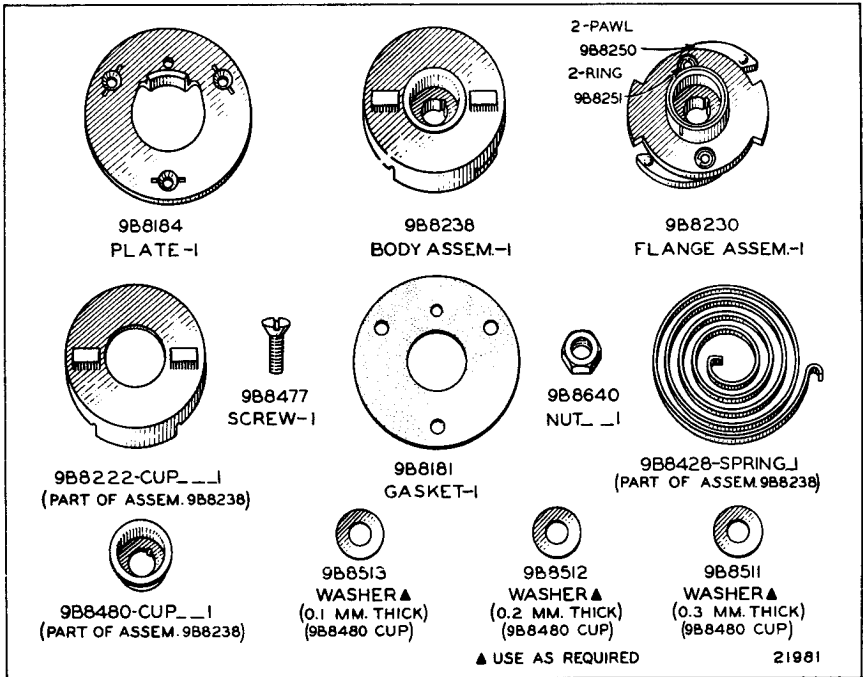
ALWAYS GIVE SERIAL NUMBER WHEN ORDERING PARTS





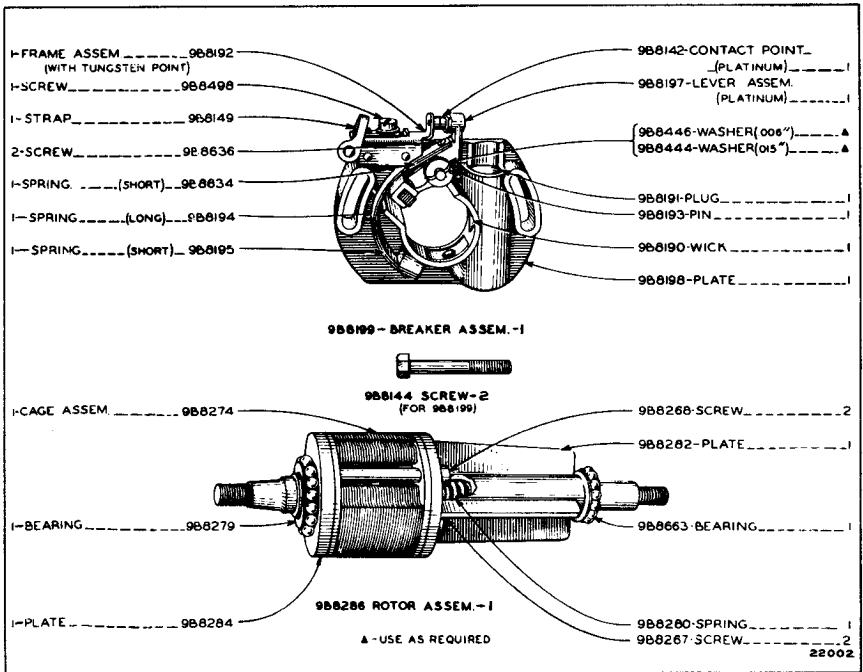
282238 MAGNETO PARTS

ALWAYS GIVE SERIAL NUMBER WHEN ORDERING PARTS



**9B8112 IMPULSE STARTER**

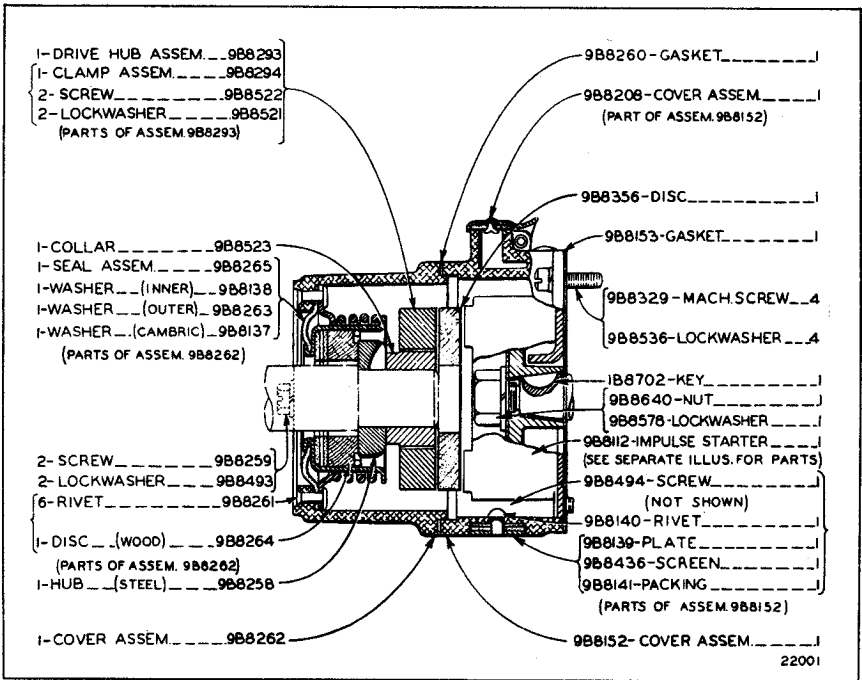
Part of 2B2338, 4B553 and 3B4690 Magnetos



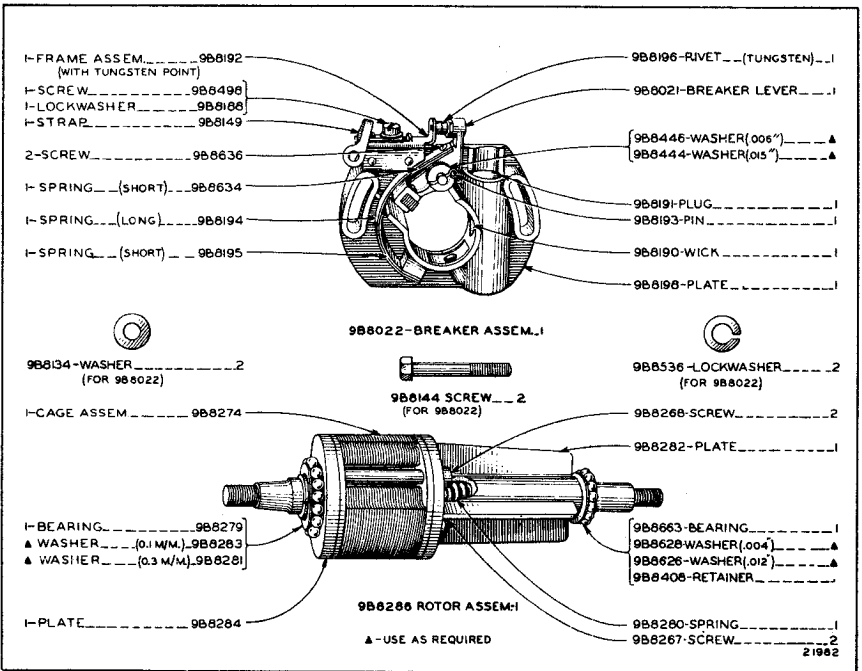
**3B4690 MAGNETO PARTS**

ALWAYS GIVE SERIAL NUMBER WHEN ORDERING PARTS



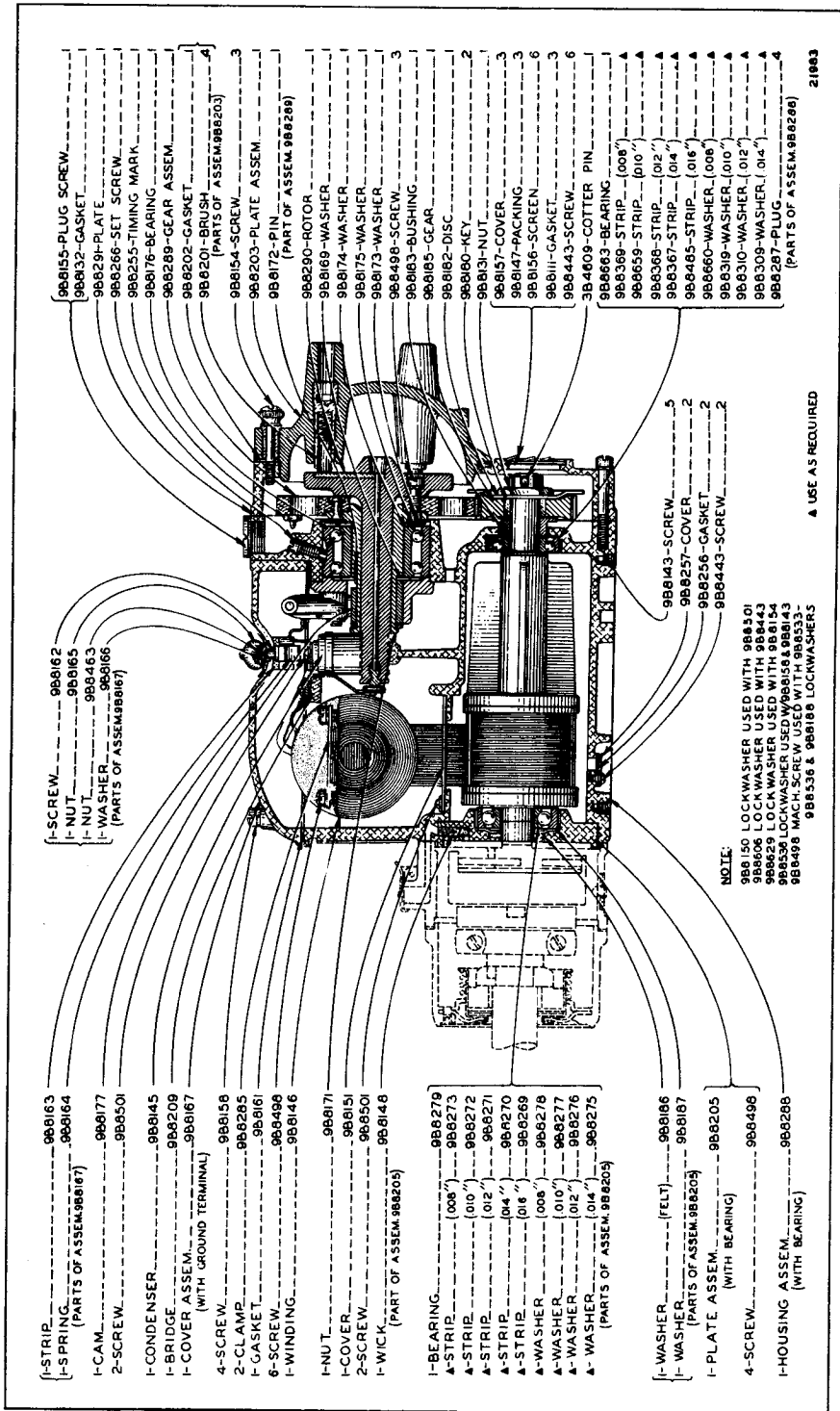


MAGNETO COUPLING PARTS  
 Part of 3B4690 and 4B553 Magnetos



4B553 MAGNETO PARTS

ALWAYS GIVE SERIAL NUMBER WHEN ORDERING PARTS



- 98B163
- 98B164
- 98B177
- 98B501
- 98B145
- 98B209
- 98B167
- 98B158
- 98B285
- 98B161
- 98B498
- 98B146
- 98B171
- 98B151
- 98B501
- 98B148
- 98B278
- 98B273
- 98B272
- 98B271
- 98B270
- 98B269
- 98B278
- 98B277
- 98B276
- 98B275
- 98B166
- 98B187
- 98B205
- 98B498
- 98B288

- I-SCREW
- I-NUT
- I-NUT
- I-WASHER
- (PARTS OF ASSEMBLY)

- 98B154-PLUG SCREW
- 98B132-GASKET
- 98B29-PLATE
- 98B266-SET SCREW
- 98B255-TIMING MARK
- 98B176-BEARING
- 98B289-GEAR ASSEM
- 98B202-GASKET
- 98B201-BRUSH
- (PARTS OF ASSEM 98B203)
- 98B154-SCREW
- 98B203-PLATE ASSEM
- 98B172-PIN
- (PART OF ASSEM 98B289)
- 98B290-ROTOR
- 98B169-WASHER
- 98B174-WASHER
- 98B175-WASHER
- 98B173-WASHER
- 98B498-SCREW
- 98B163-BUSHING
- 98B185-GEAR
- 98B182-DISC
- 98B180-KEY
- 98B157-COVER
- 98B147-PACKING
- 98B156-SCREEN
- 98B111-GASKET
- 98B443-SCREW
- 3B4409-COTTER PIN
- 98B663-BEARING
- 98B369-STRIP
- 98B659-STRIP
- 98B368-STRIP
- 98B367-STRIP
- 98B485-STRIP
- 98B660-WASHER
- 98B319-WASHER
- 98B310-WASHER
- 98B309-WASHER
- 98B287-PLUG
- (PARTS OF ASSEM 98B288)

- 98B143-SCREW
- 98B257-COVER
- 98B256-GASKET
- 98B443-SCREW
- 98B150 LOCKWASHER USED WITH 98B501
- 98B606 LOCKWASHER USED WITH 98B443
- 98B29 LOCKWASHER USED WITH 98B154
- 98B498 MACH-SCREW
- 98B188 LOCKWASHERS

NOTE:  
 98B150 LOCKWASHER USED WITH 98B501  
 98B606 LOCKWASHER USED WITH 98B443  
 98B29 LOCKWASHER USED WITH 98B154  
 98B498 MACH-SCREW  
 98B188 LOCKWASHERS

▲ USE AS REQUIRED

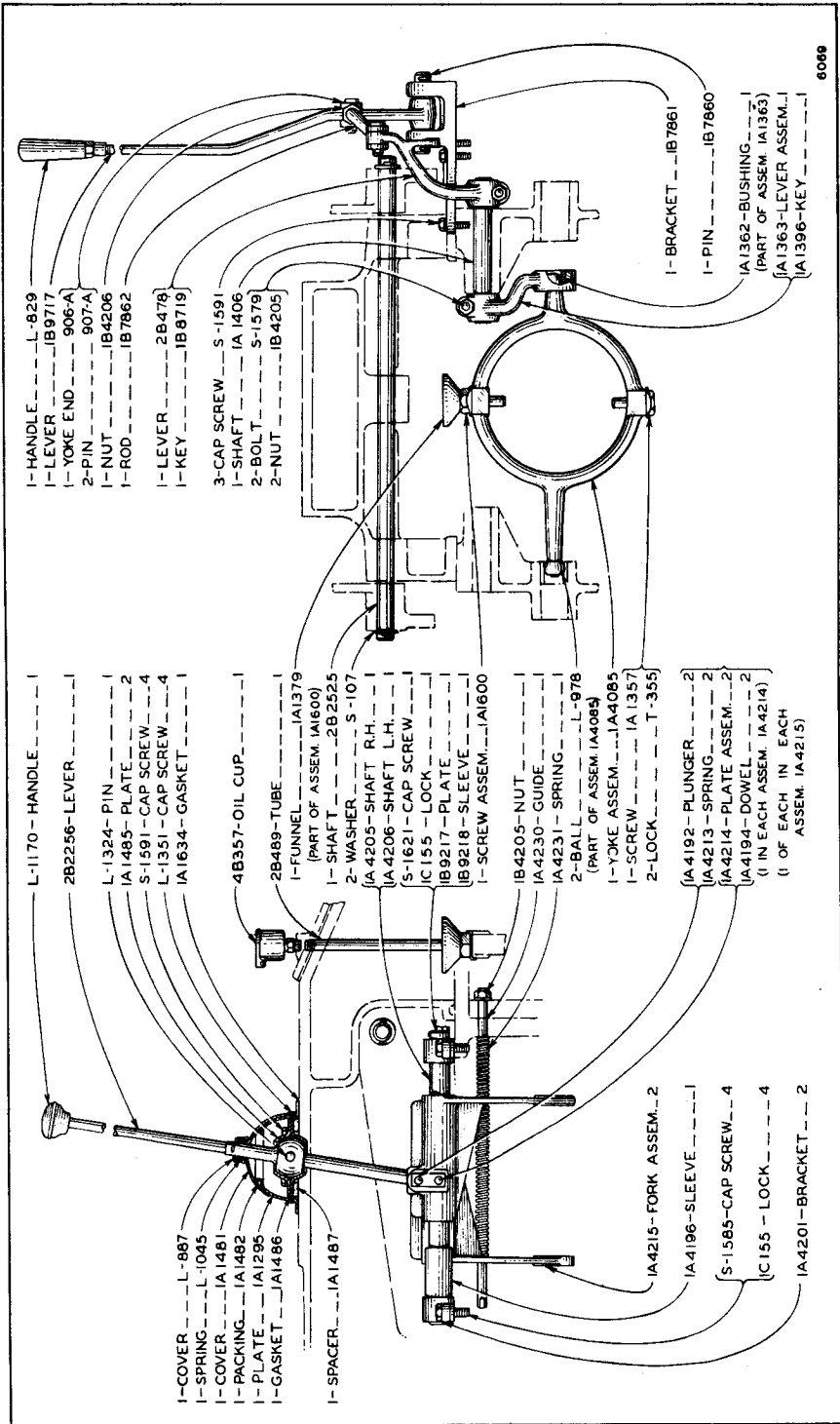
48553 MAGNETO PARTS

2 (003)

# **Clutch, Transmission and Chassis**



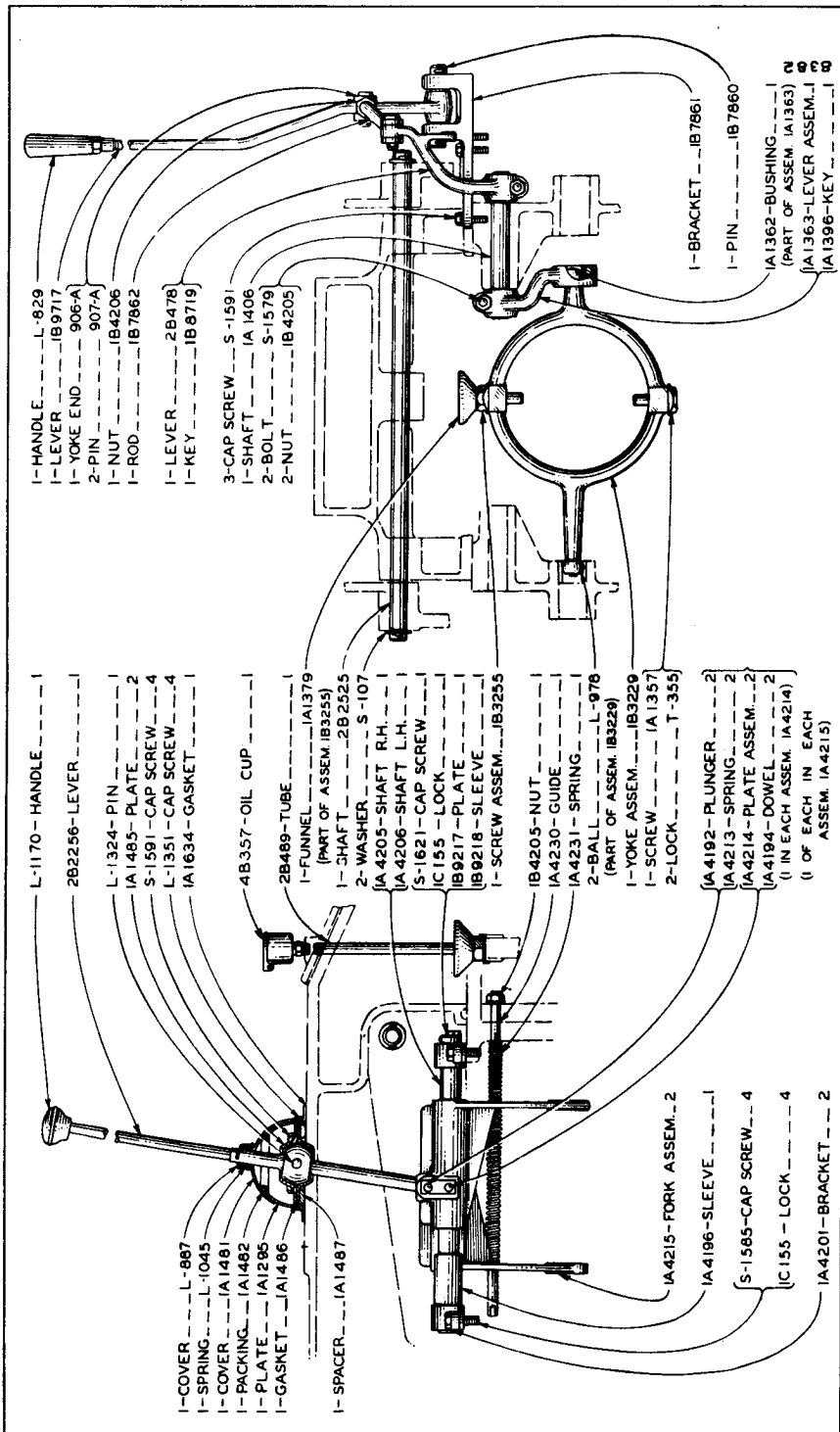
"CATERPILLAR" FIFTY TRACTOR



6069

**GEAR SHIFT AND FLYWHEEL CLUTCH CONTROL**  
 Serial No. 5A757 to 5A806 Inclusive

ALWAYS GIVE SERIAL NUMBER WHEN ORDERING PARTS

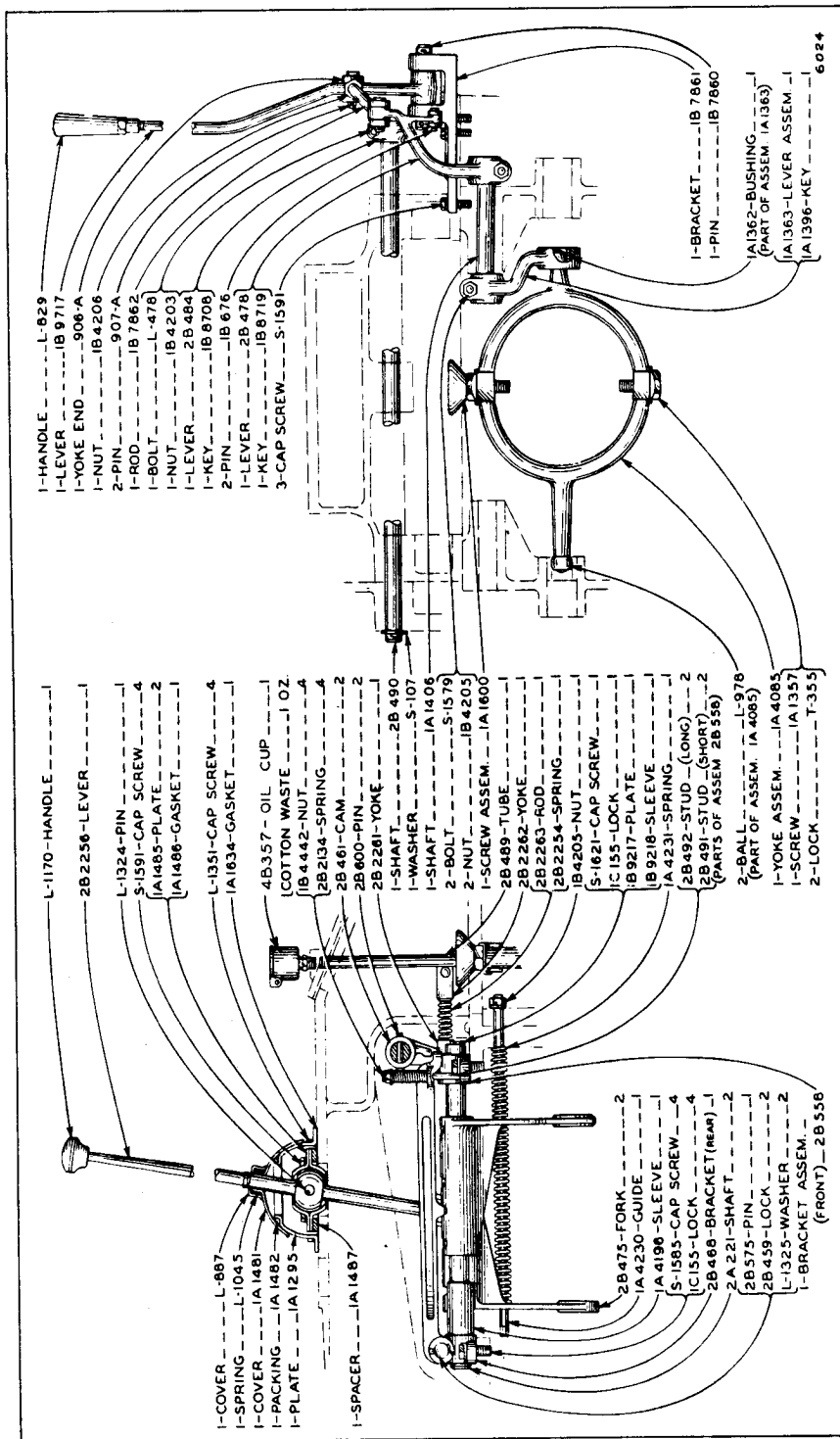


GEAR SHIFT AND FLYWHEEL CLUTCH CONTROL

Serial No. 5A757 to 5A806 Inclusive

ALWAYS GIVE SERIAL NUMBER WHEN ORDERING PARTS

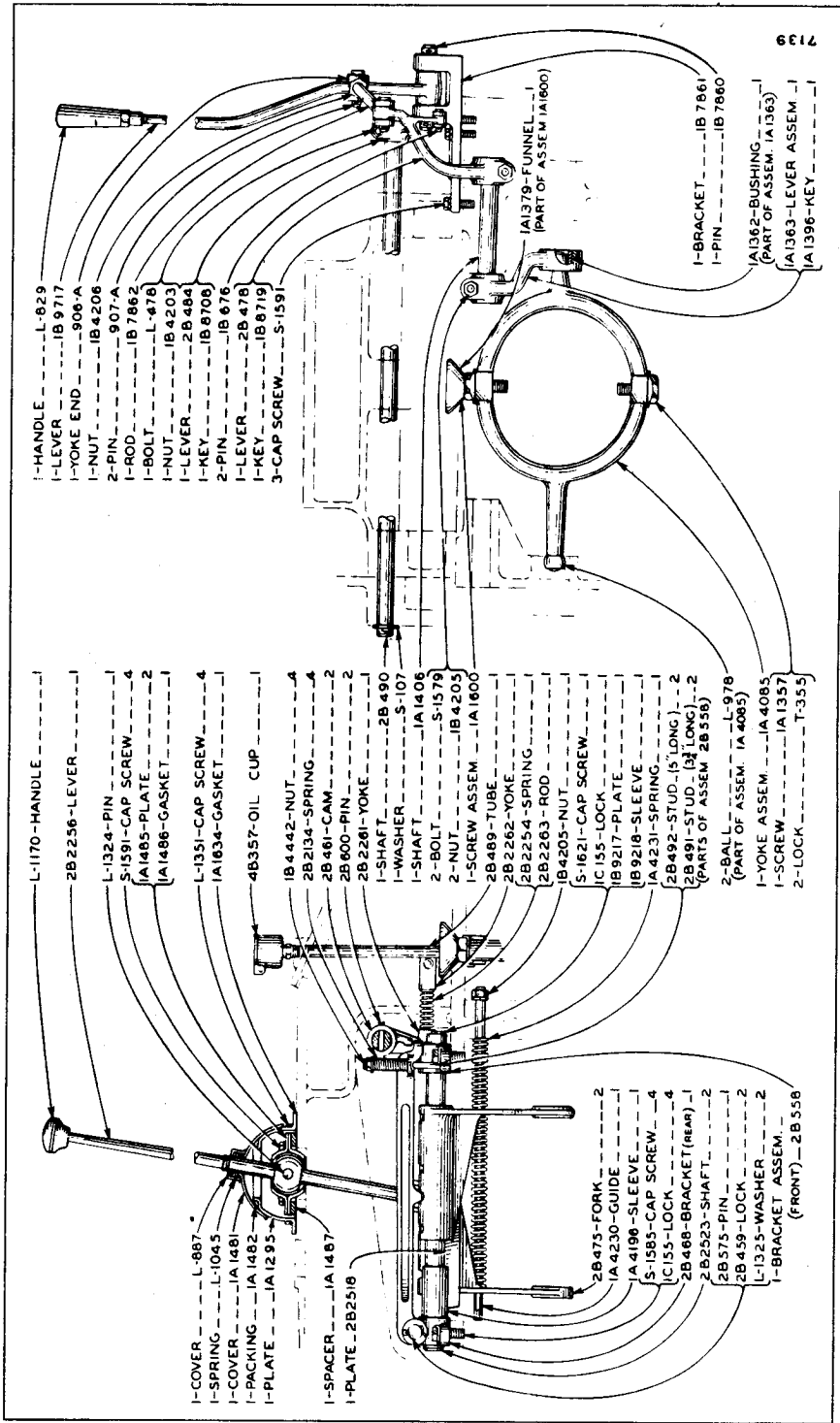




## GEAR SHIFT AND FLYWHEEL CLUTCH CONTROL

Serial No. 5A807 to 5A984 Inclusive

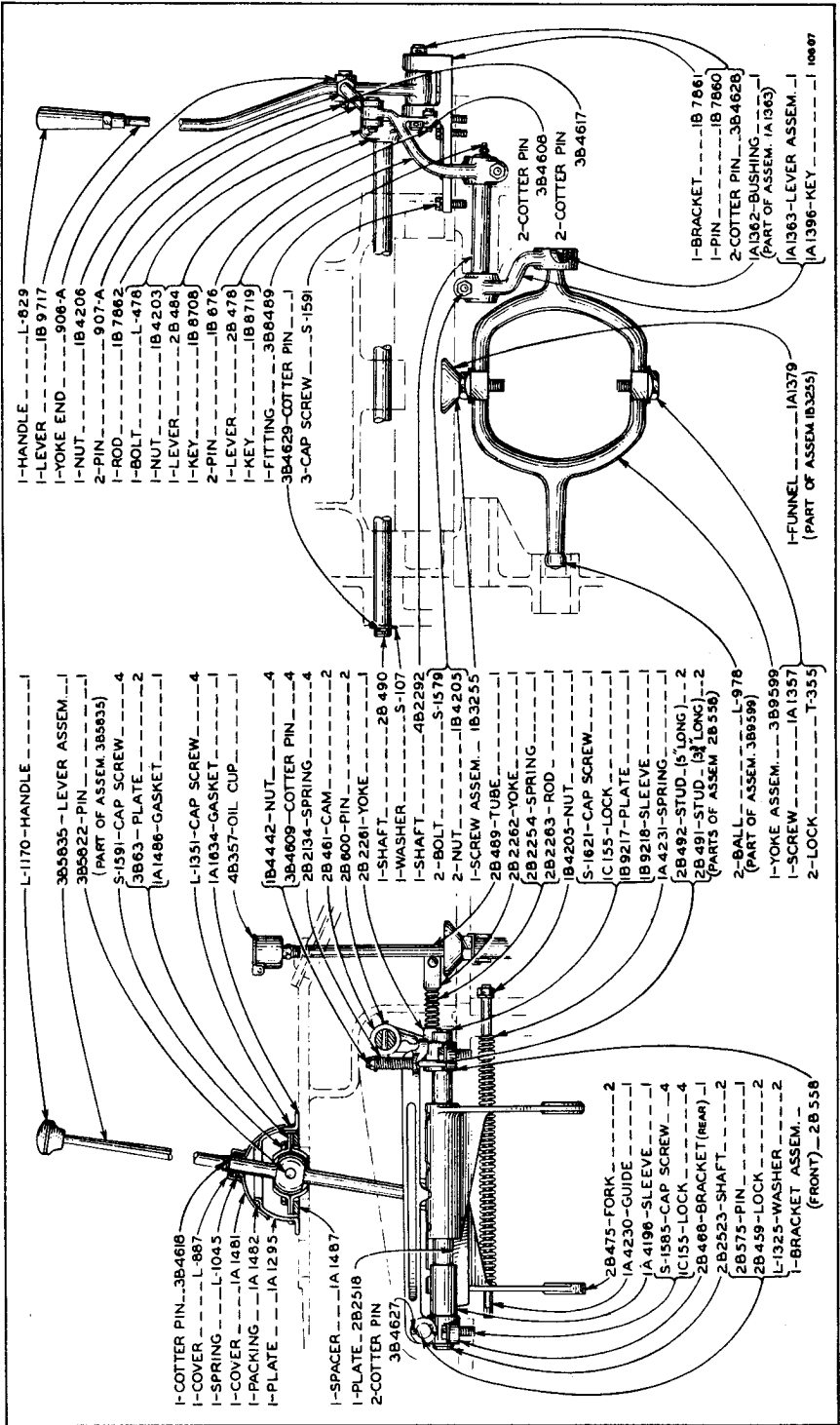
ALWAYS GIVE SERIAL NUMBER WHEN ORDERING PARTS



GEAR SHIFT AND FLYWHEEL CLUTCH CONTROL  
 Serial No. 5A807 to 5A964 Inclusive

ALWAYS GIVE SERIAL NUMBER WHEN ORDERING PARTS

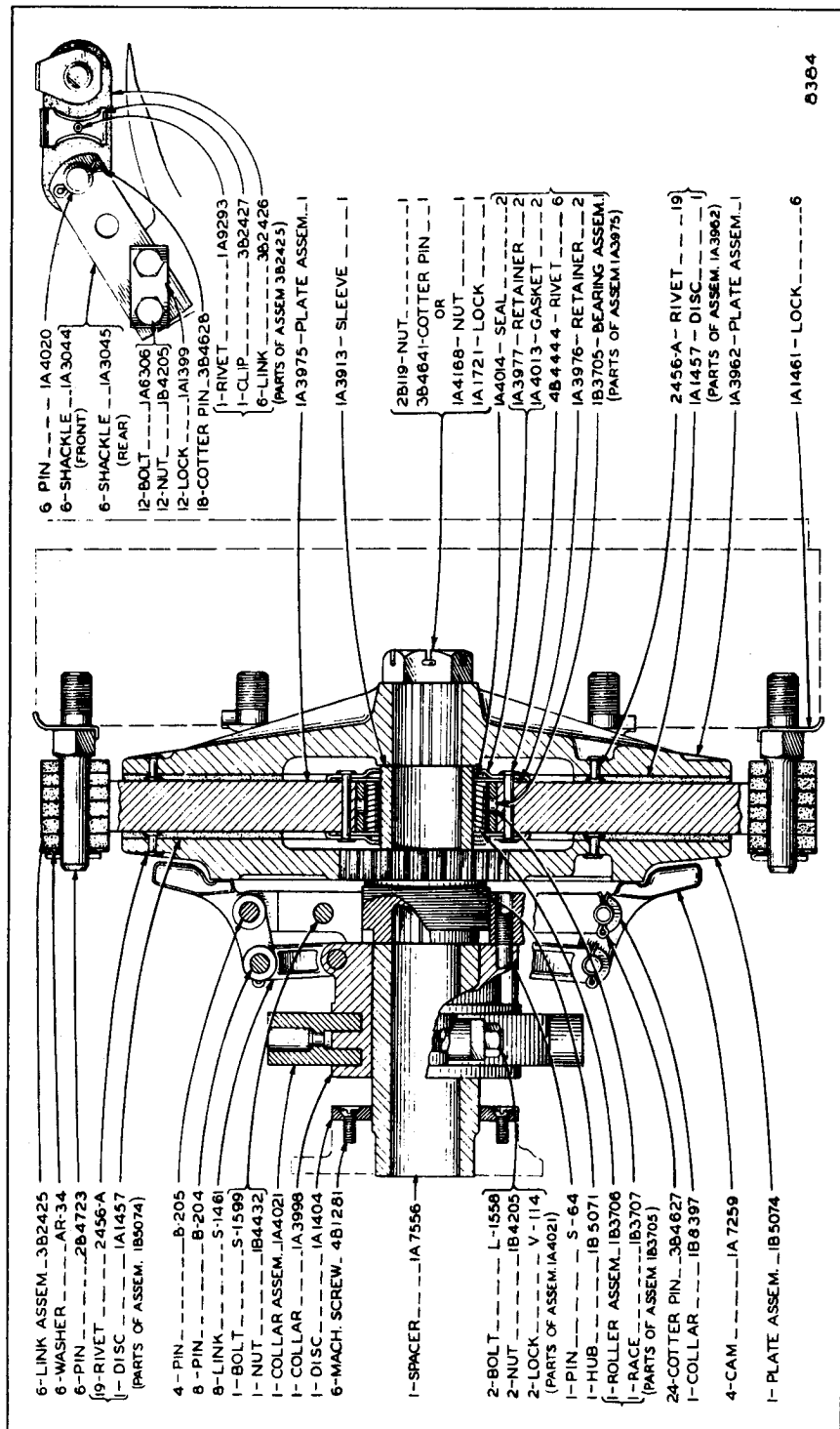
"CATERPILLAR" FIFTY TRACTOR



GEAR SHIFT AND FLYWHEEL CLUTCH CONTROL

Effective with Serial No. 5A965

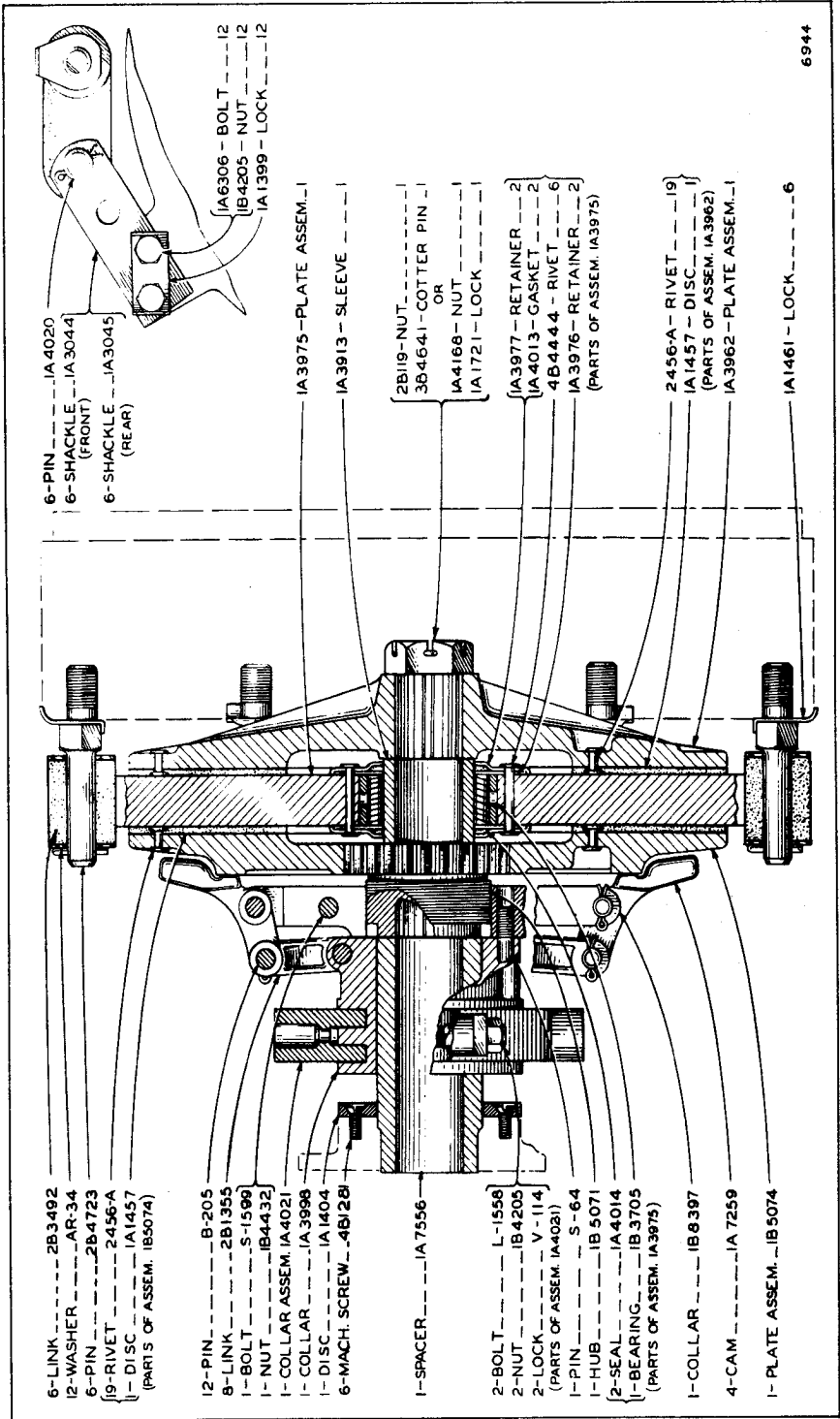
ALWAYS GIVE SERIAL NUMBER WHEN ORDERING PARTS



6364

FLYWHEEL CLUTCH  
 Serial No. 5A757 to 5A945 Inclusive

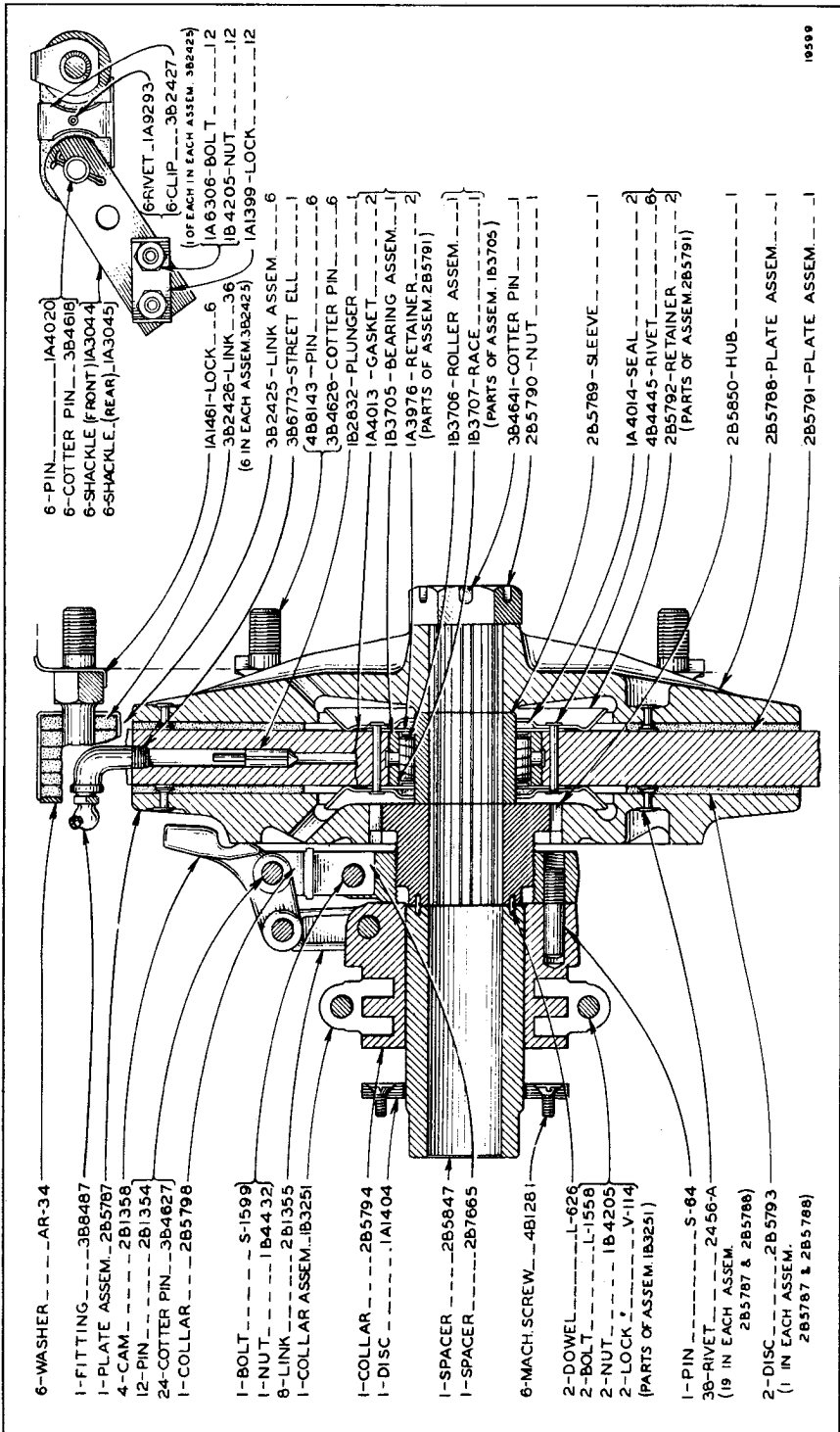
ALWAYS GIVE SERIAL NUMBER WHEN ORDERING PARTS



6944

FLYWHEEL CLUTCH  
Serial No. 5A946 to 5A964 Inclusive

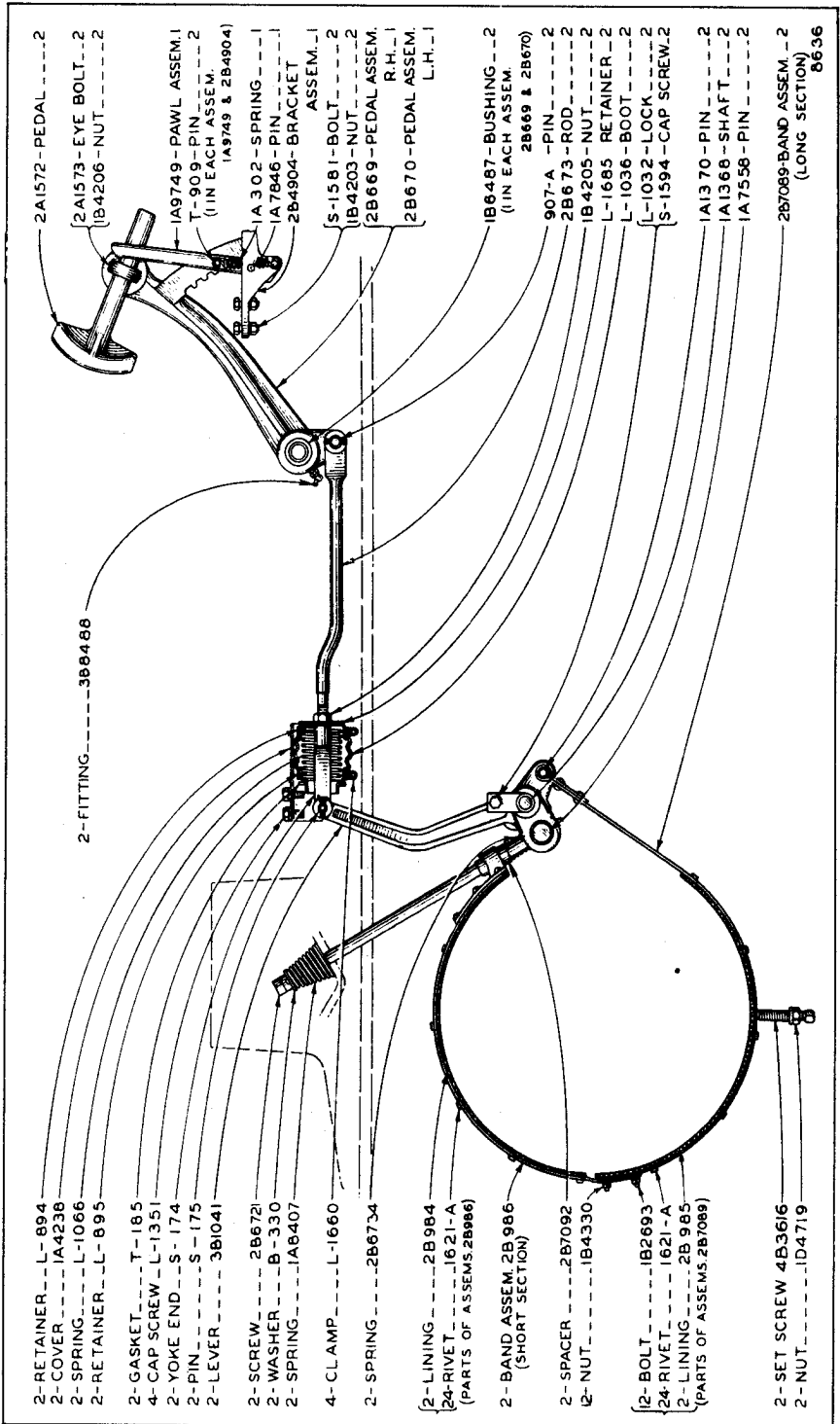
ALWAYS GIVE SERIAL NUMBER WHEN ORDERING PARTS



10299

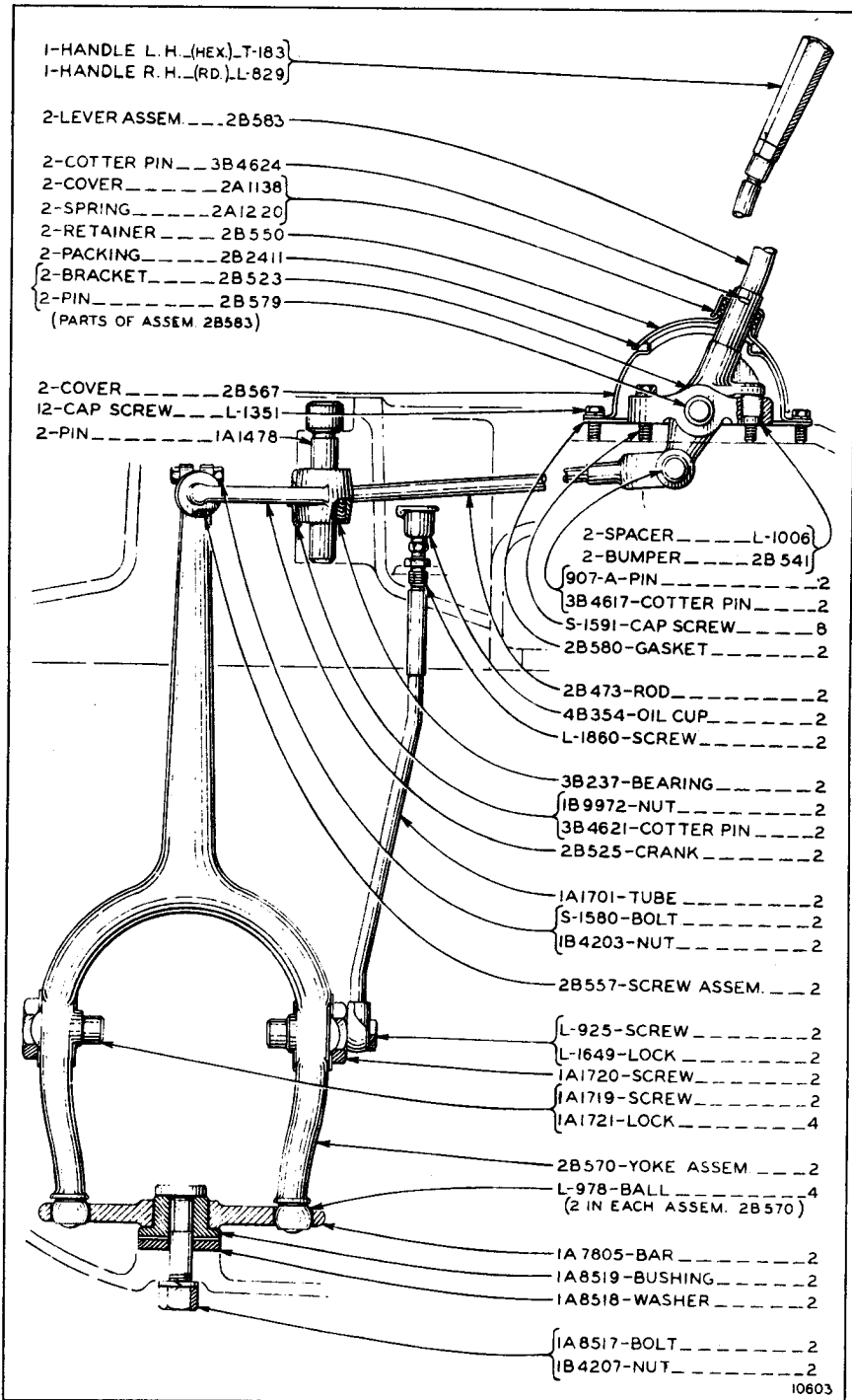
FLYWHEEL CLUTCH  
Effective with Serial No. 5A965

ALWAYS GIVE SERIAL NUMBER WHEN ORDERING PARTS



BRAKES

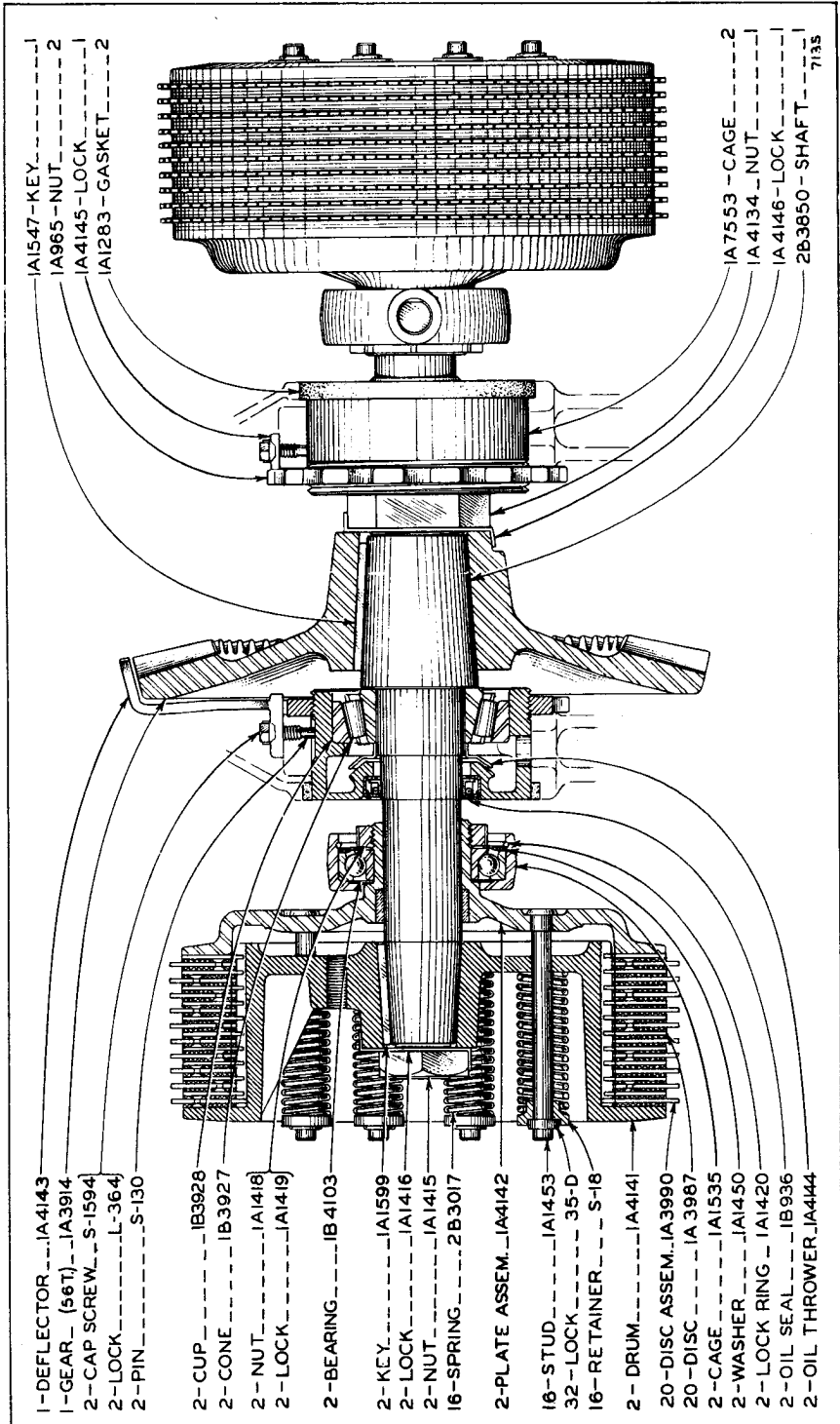
ALWAYS GIVE SERIAL NUMBER WHEN ORDERING PARTS



STEERING CLUTCH CONTROL

ALWAYS GIVE SERIAL NUMBER WHEN ORDERING PARTS

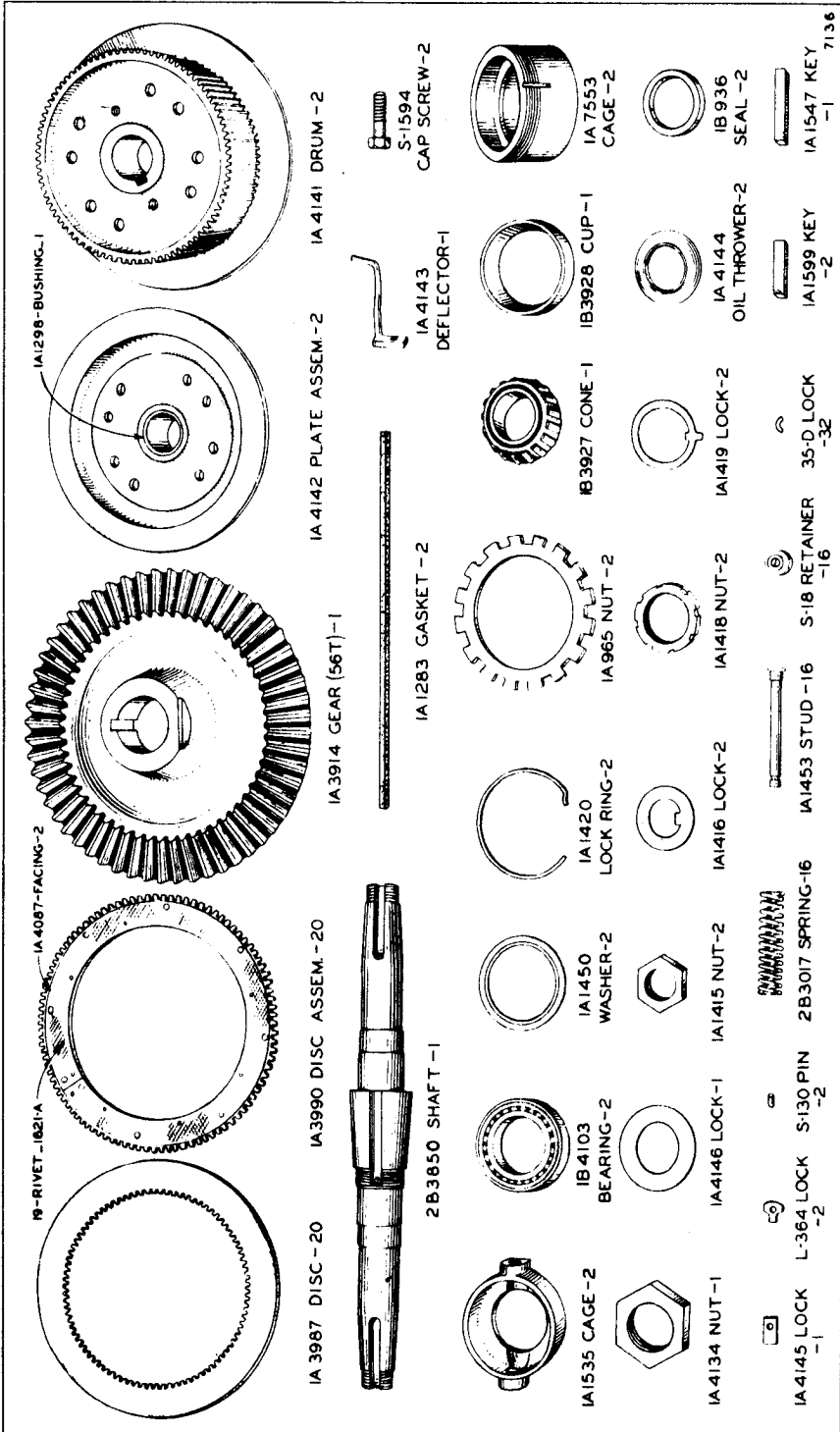




## STEERING CLUTCH

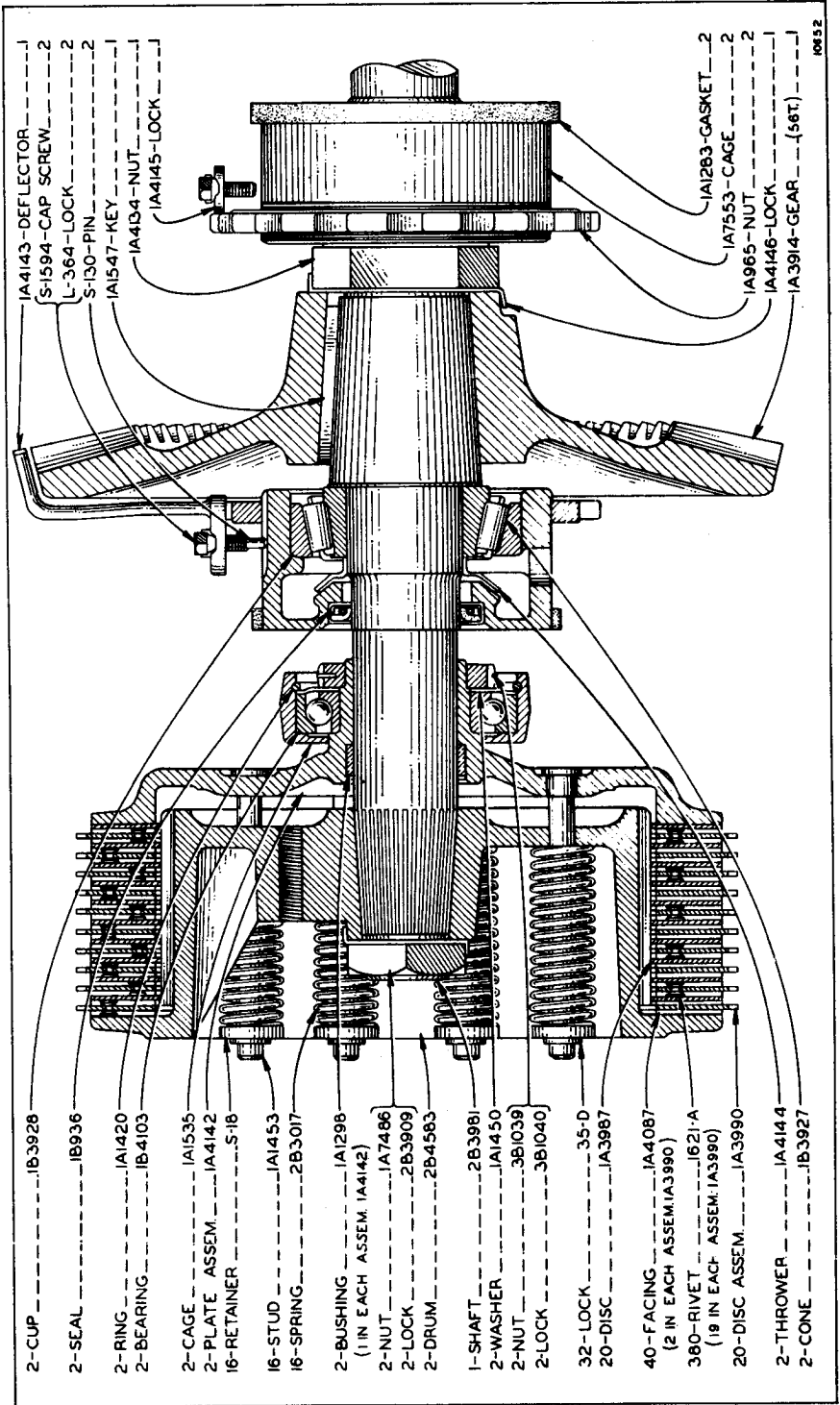
Serial No. 5A757 to 5A956 Inclusive  
 Refer also to page 100 for special parts

ALWAYS GIVE SERIAL NUMBER WHEN ORDERING PARTS



STEERING CLUTCH PARTS

Serial No. 5A757 to 5A956 Inclusive  
Refer also to page 100 for special parts

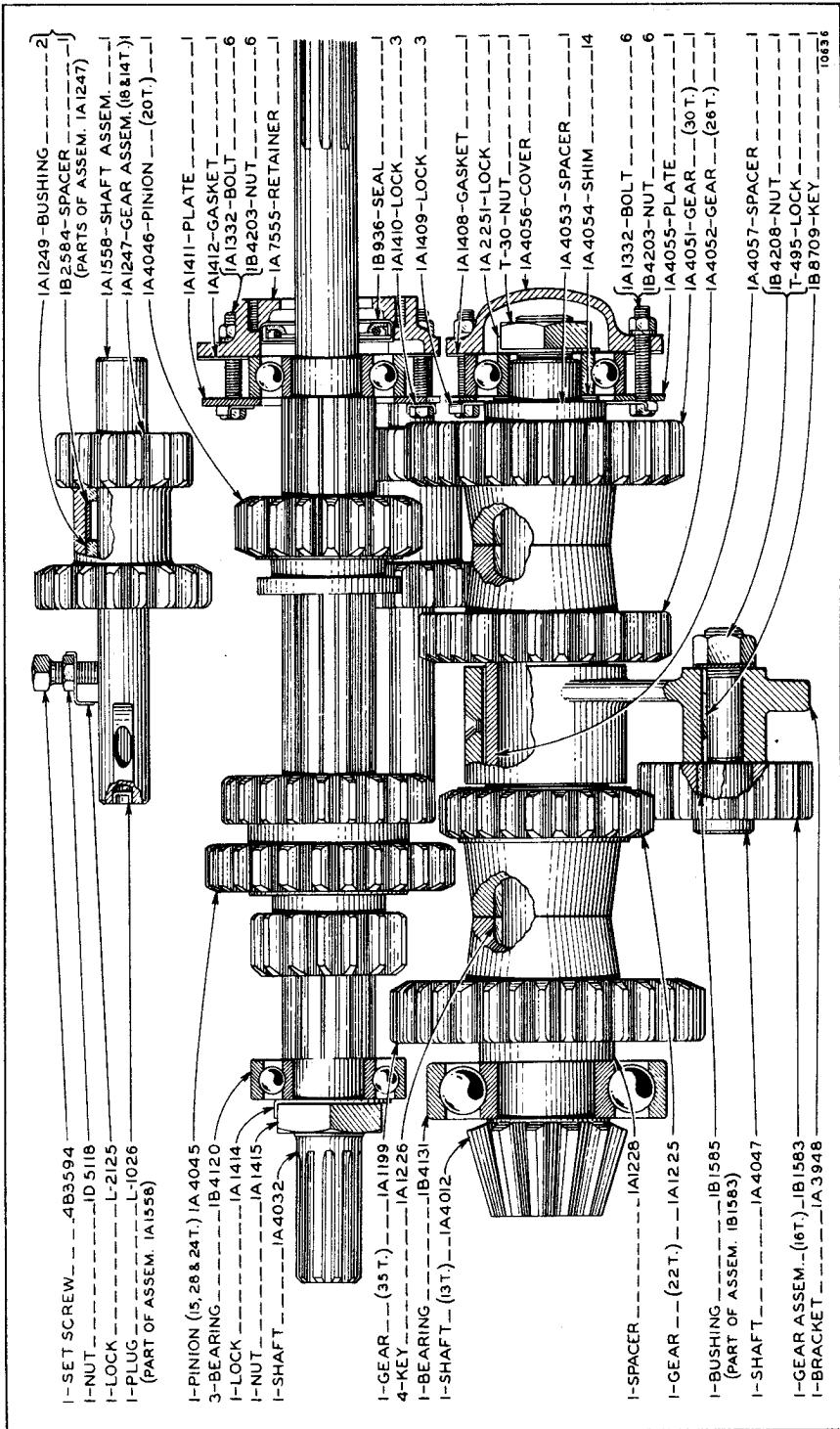


## STEERING CLUTCH

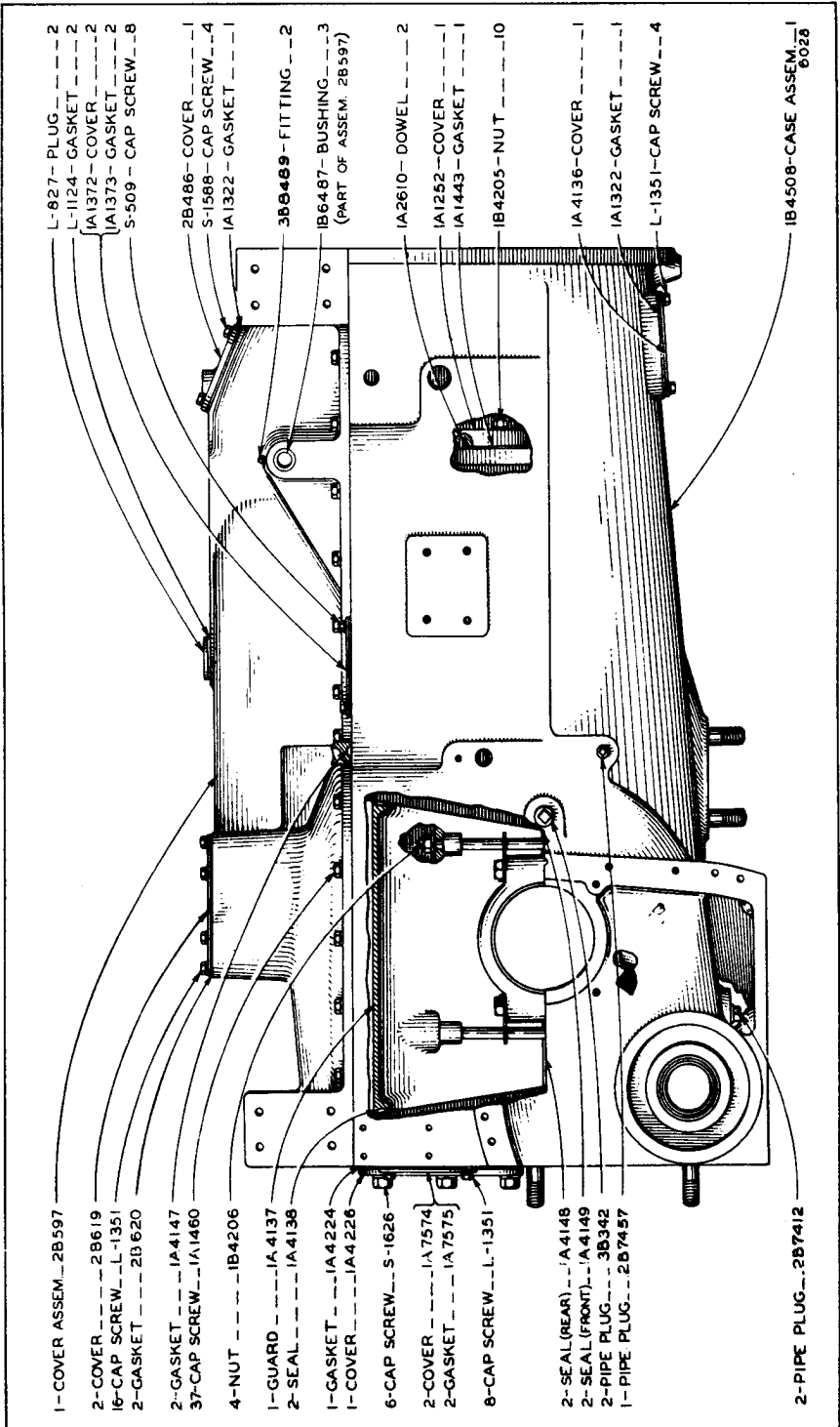
Effective with Serial No. 5A957

Refer also to page 100 for special parts

ALWAYS GIVE SERIAL NUMBER WHEN ORDERING PARTS

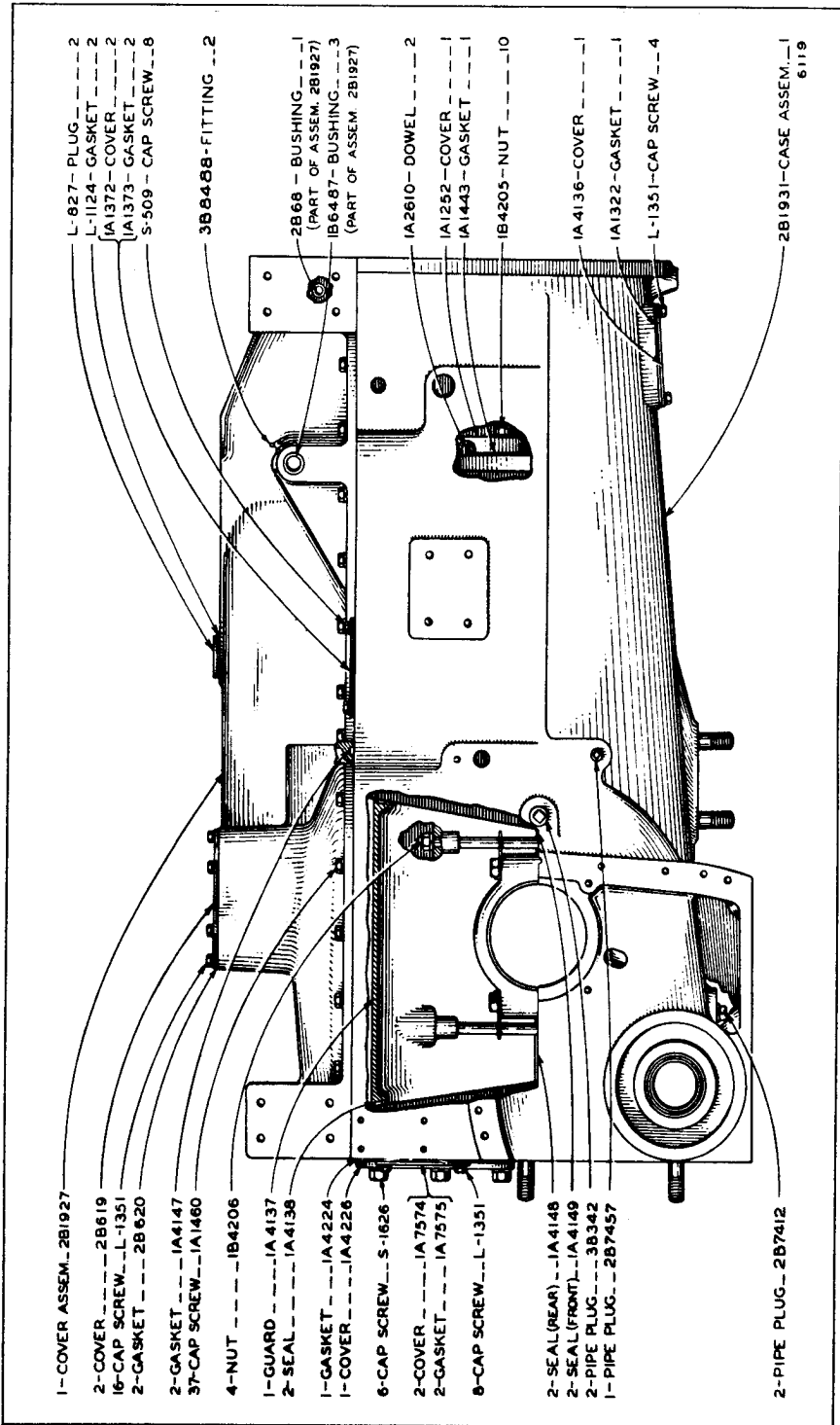


TRANSMISSION  
Refer also to pages 99 to 102 for special parts



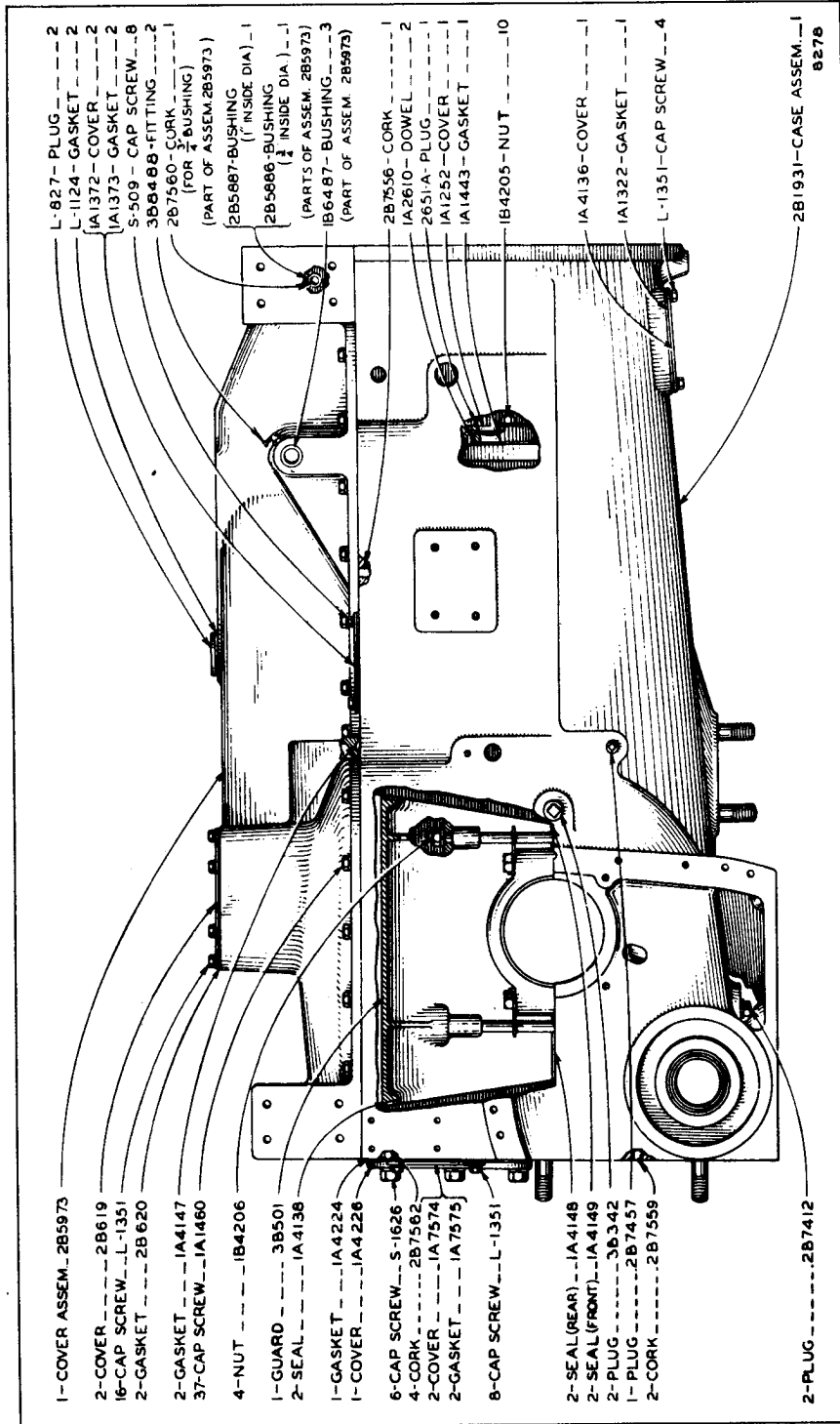
TRANSMISSION CASE AND COVERS  
 Serial No. 5A757 to 5A904 Inclusive  
 IB4508 Case Assembly parts are shown on page 55.

ALWAYS GIVE SERIAL NUMBER WHEN ORDERING PARTS



TRANSMISSION CASE AND COVERS  
 Serial No. 5A905 to 5A956 Inclusive  
 2B1931 Case Assembly parts are shown on page 55.

ALWAYS GIVE SERIAL NUMBER WHEN ORDERING PARTS

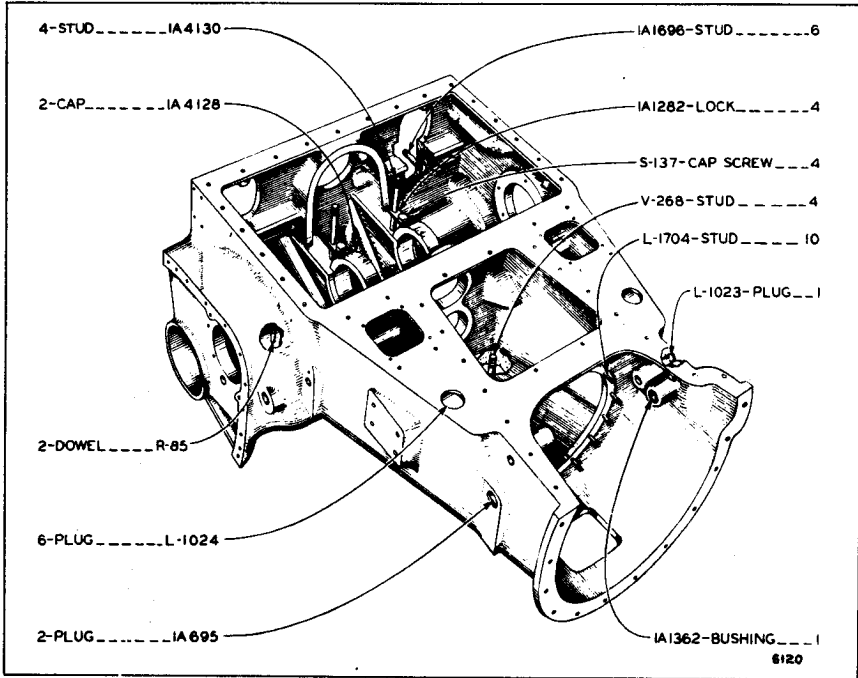


TRANSMISSION CASE AND COVERS

Effective with Serial No. 5A957

2B1931 Case Assembly parts are shown on page 55.

ALWAYS GIVE SERIAL NUMBER WHEN ORDERING PARTS

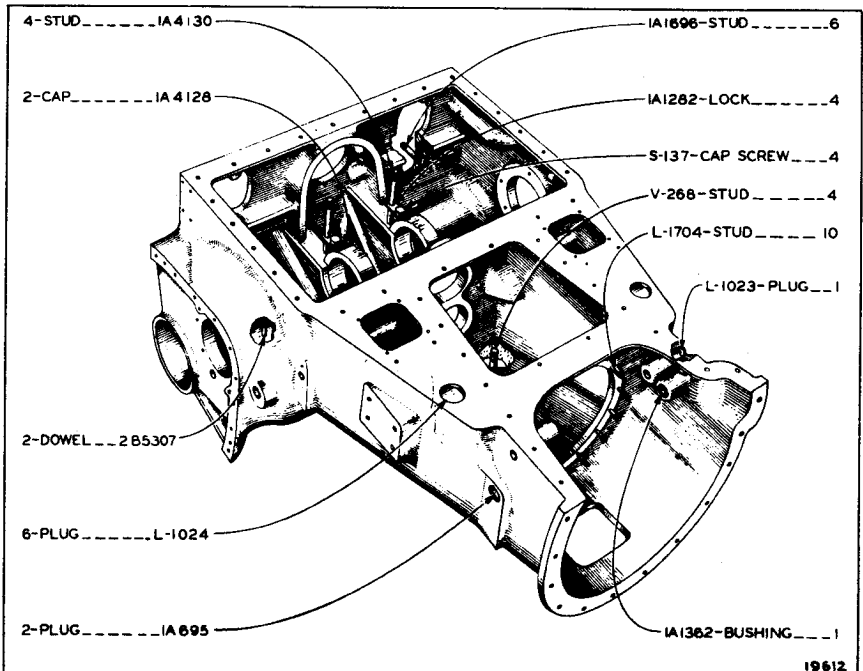


**IB4508 TRANSMISSION CASE ASSEMBLY**

Serial No. 5A757 to 5A904 Inclusive

**2B1931 TRANSMISSION CASE ASSEMBLY—(First Type)**

Serial No. 5A905 to 5A956 Inclusive

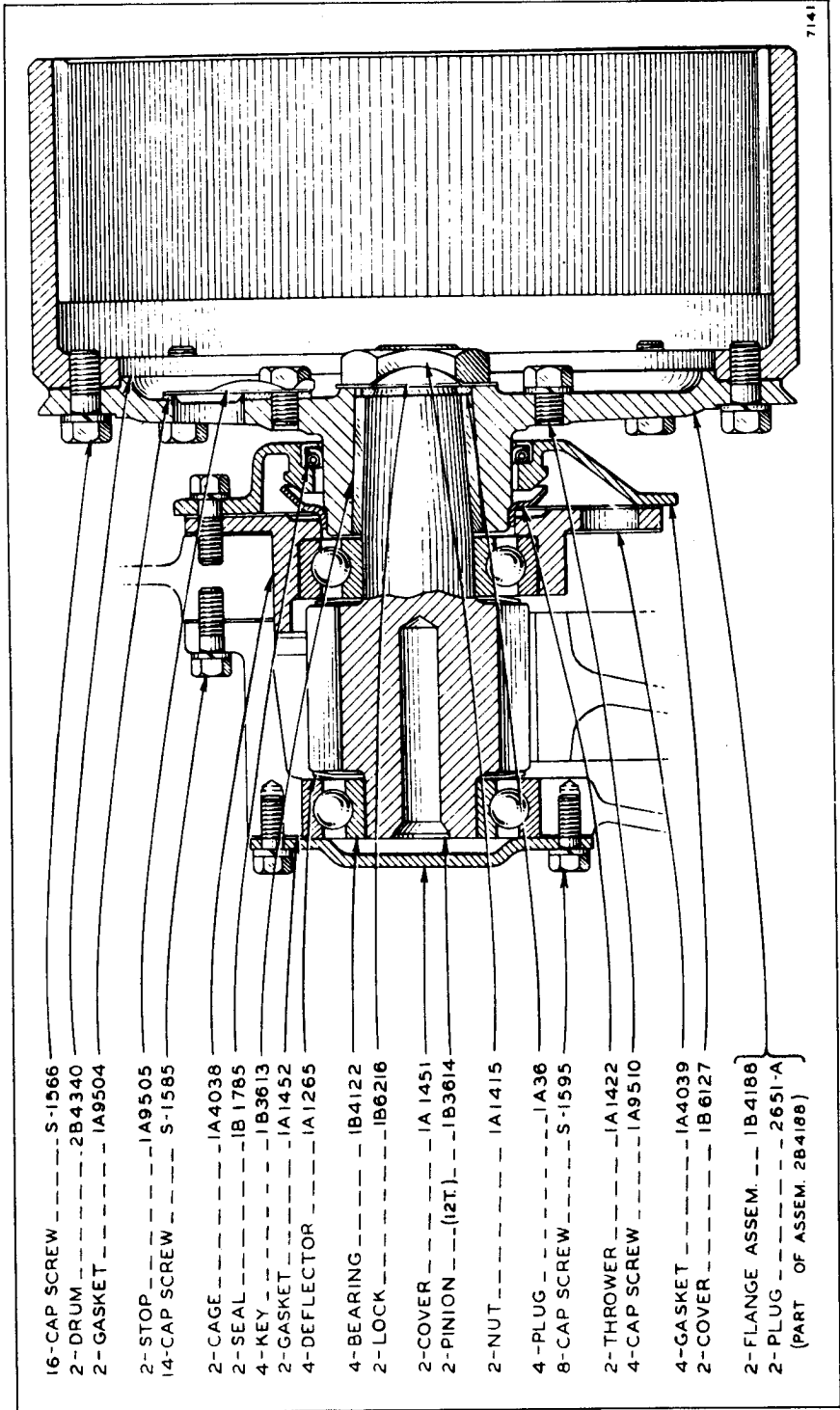


**2B1931 TRANSMISSION CASE ASSEMBLY—(Second Type)**

Effective with Serial No. 5A957

ALWAYS GIVE SERIAL NUMBER WHEN ORDERING PARTS



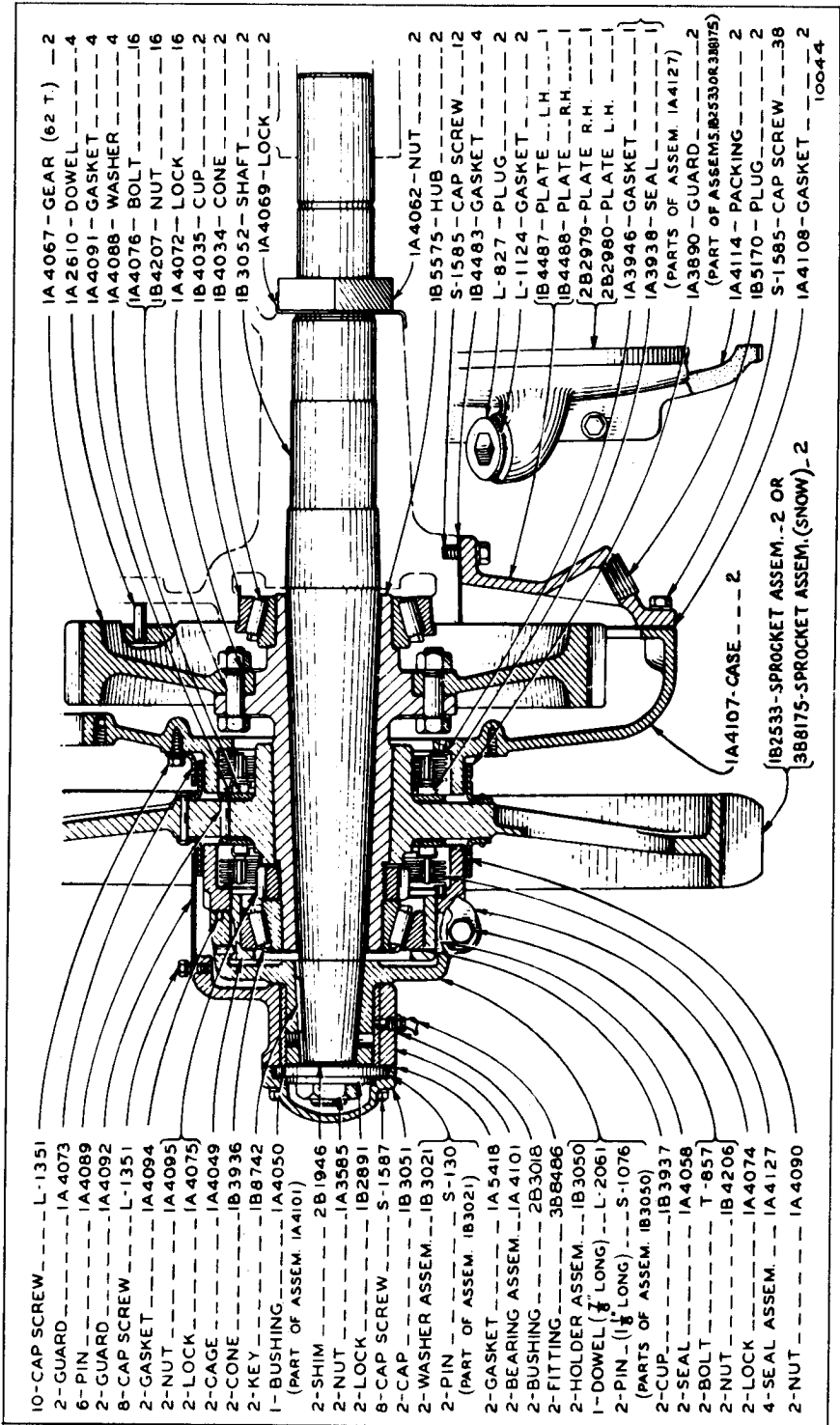


7141

**FINAL DRIVE**

Serial Nos. 5A757 to 5A935 inclusive  
 Refer also to pages 116 and 118 for special parts.

ALWAYS GIVE SERIAL NUMBER WHEN ORDERING PARTS

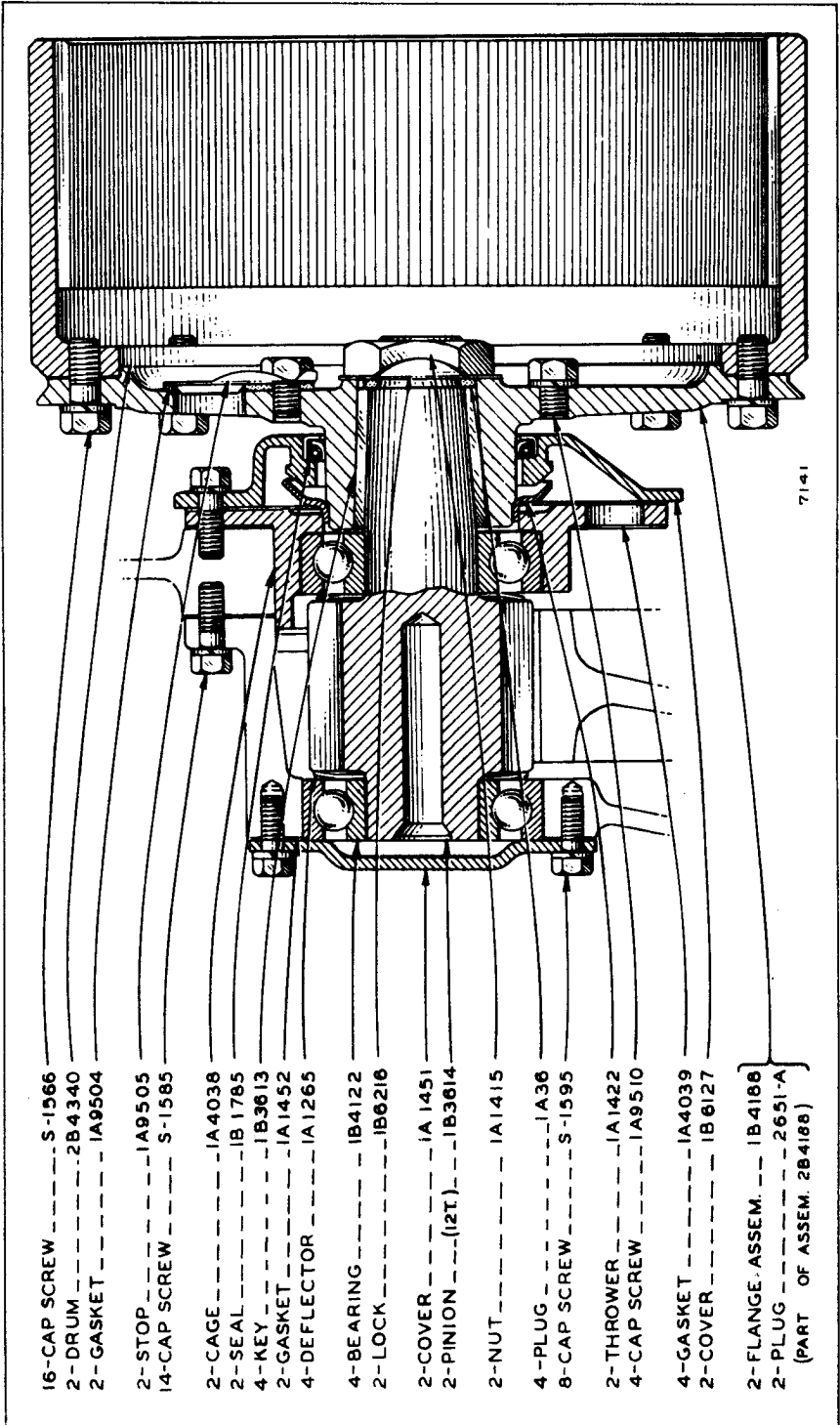


FINAL DRIVE

Serial No. 5A757 to 5A935 Inclusive

Refer also to pages 116 and 118 for special parts.

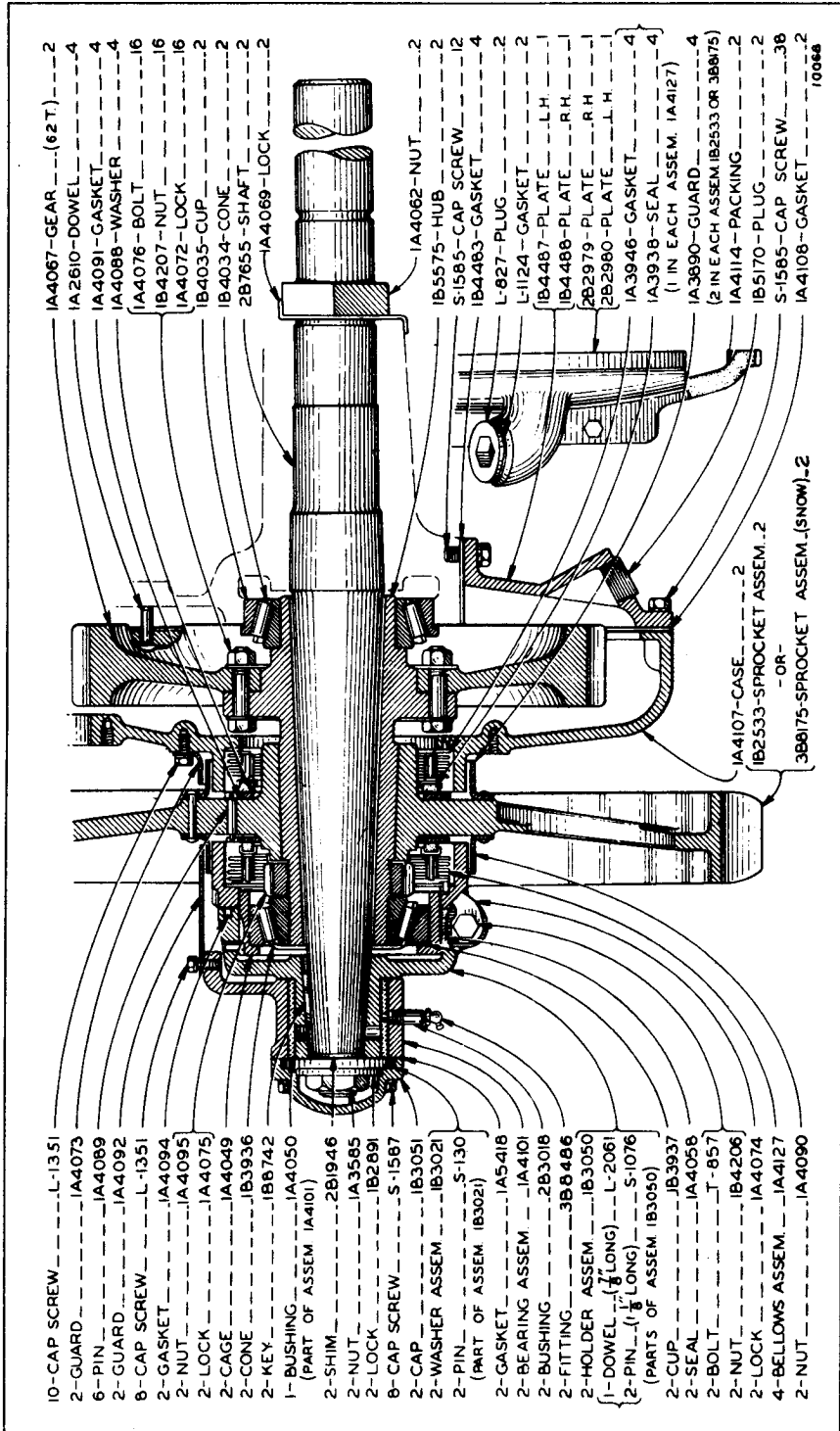
ALWAYS GIVE SERIAL NUMBER WHEN ORDERING PARTS



## FINAL DRIVE

Serial No. 5A936 to 5A1007 Inclusive  
Refer also to pages 117 and 119 for special parts.

ALWAYS GIVE SERIAL NUMBER WHEN ORDERING PARTS



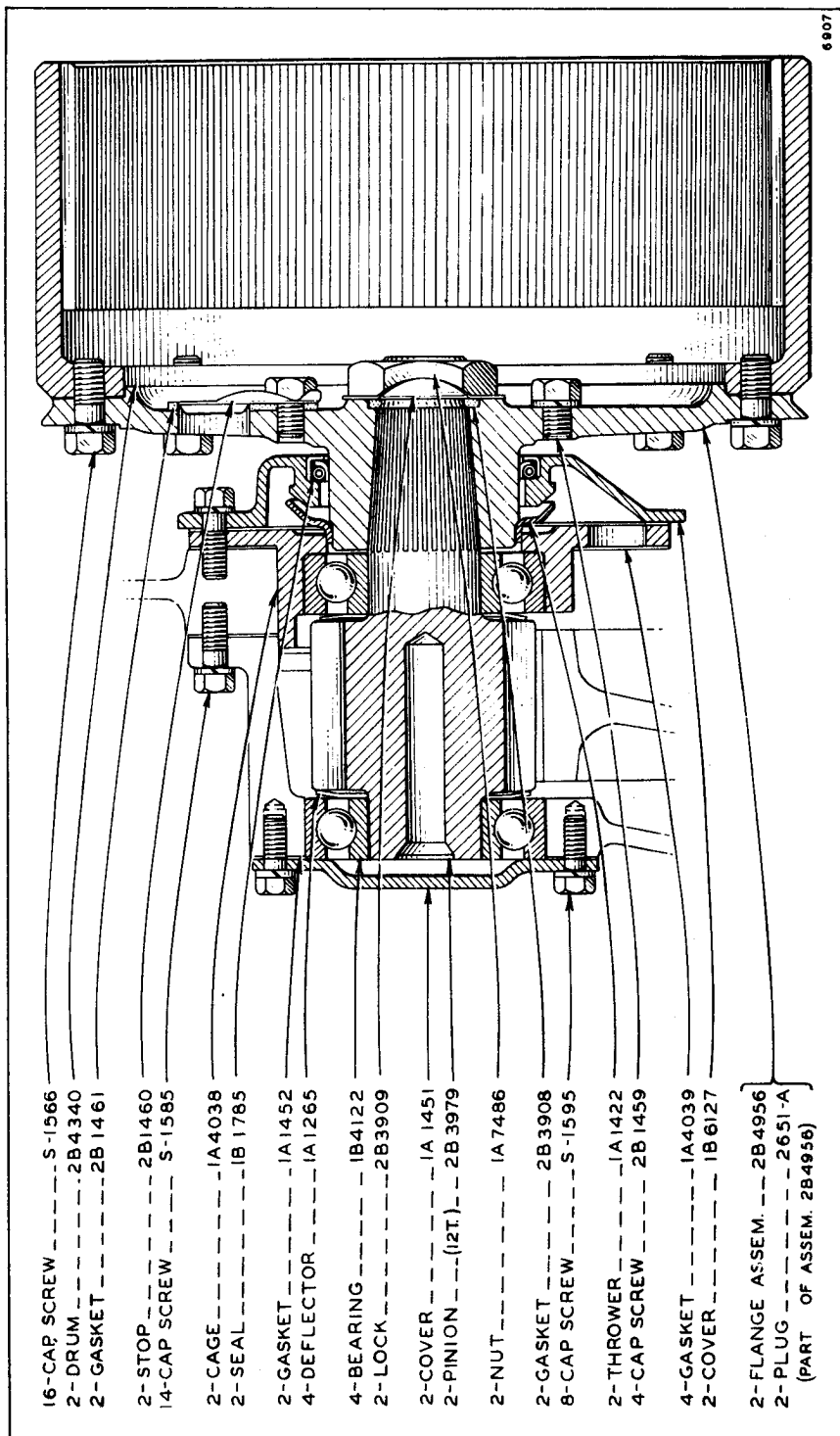
- |                             |         |                                   |                             |
|-----------------------------|---------|-----------------------------------|-----------------------------|
| 10-CAP SCREW                | L-13.51 | IA4067-GEAR                       | (62T) 2                     |
| 2-GUARD                     | IA4073  | IA2610-DOWEL                      | 4                           |
| 6-PIN                       | IA4089  | IA4091-GASKET                     | 4                           |
| 2-GUARD                     | IA4092  | IA4088-WASHER                     | 4                           |
| 8-CAP SCREW                 | L-13.51 | IA4076-BOLT                       | 16                          |
| 2-GASKET                    | IA4094  | IA4207-NUT                        | 16                          |
| 2-NUT                       | IA4095  | IA4072-LOCK                       | 16                          |
| 2-LOCK                      | IA4075  | IB4035-CUP                        | 2                           |
| 2-CAGE                      | IA4049  | IB4034-CONE                       | 2                           |
| 2-CONE                      | IB3936  | 2B7655-SHAFT                      | 2                           |
| 2-KEY                       | IB6742  | IA4069-LOCK                       | 2                           |
| 1-BUSHING                   | IA4050  |                                   |                             |
| (PART OF ASSEM IA4101)      |         |                                   |                             |
| 2-SHIM                      | 2B1946  | IA4062-NUT                        | 2                           |
| 2-NUT                       | IA3585  | IB5575-HUB                        | 2                           |
| 2-LOCK                      | IB2891  | S-1585-CAP SCREW                  | 12                          |
| 8-CAP SCREW                 | S-1587  | IB4483-GASKET                     | 4                           |
| 2-CAP                       | IB3051  | L-827-PLUG                        | 2                           |
| 2-WASHER ASSEM              | IB3021  | L-1124-GASKET                     | 2                           |
| 2-PIN                       | S-130   | IB4487-PLATE                      | L.H. 1                      |
| (PART OF ASSEM IB3021)      |         | IB4488-PLATE                      | R.H. 1                      |
| 2-GASKET                    | IA5418  | 2B2979-PLATE                      | R.H. 1                      |
| 2-BEARING ASSEM             | IA4101  | 2B2980-PLATE                      | L.H. 1                      |
| 2-BUSHING                   | 2B3018  | IA3946-GASKET                     | 4                           |
| 2-FITTING                   | 3B6486  | IA3938-SEAL                       | (1 IN EACH ASSEM. IA4127) 4 |
| 2-HOLDER ASSEM              | IB3050  | IA3890-GUARD                      | 4                           |
| {1-DOWEL (1/8" LONG) L-2061 |         | (2 IN EACH ASSEM IB2533 OR 3B875) |                             |
| {2-PIN (1/8" LONG) S-1076   |         | IA4114-PACKING                    | 2                           |
| (PARTS OF ASSEM IB3050)     |         | IB5170-PLUG                       | 2                           |
| 2-CUP                       | IB3937  | S-1585-CAP SCREW                  | .38                         |
| 2-SEAL                      | IA4058  | IA4108-GASKET                     | 10064                       |
| 2-BOLT                      | T-857   |                                   |                             |
| 2-NUT                       | IB4206  |                                   |                             |
| 2-LOCK                      | IA4074  |                                   |                             |
| 4-BELLOWS ASSEM             | IA4127  |                                   |                             |
| 2-NUT                       | IA4090  |                                   |                             |

IA4107-CASE 2  
 IB2533-SPROCKET ASSEM. 2  
 -OR-  
 3B8175-SPROCKET ASSEM.(SNOW) 2

FINAL DRIVE

Serial No. 5A936 to 5A1007 Inclusive  
 Refer also to pages 117 and 119 for special parts.

ALWAYS GIVE SERIAL NUMBER WHEN ORDERING PARTS

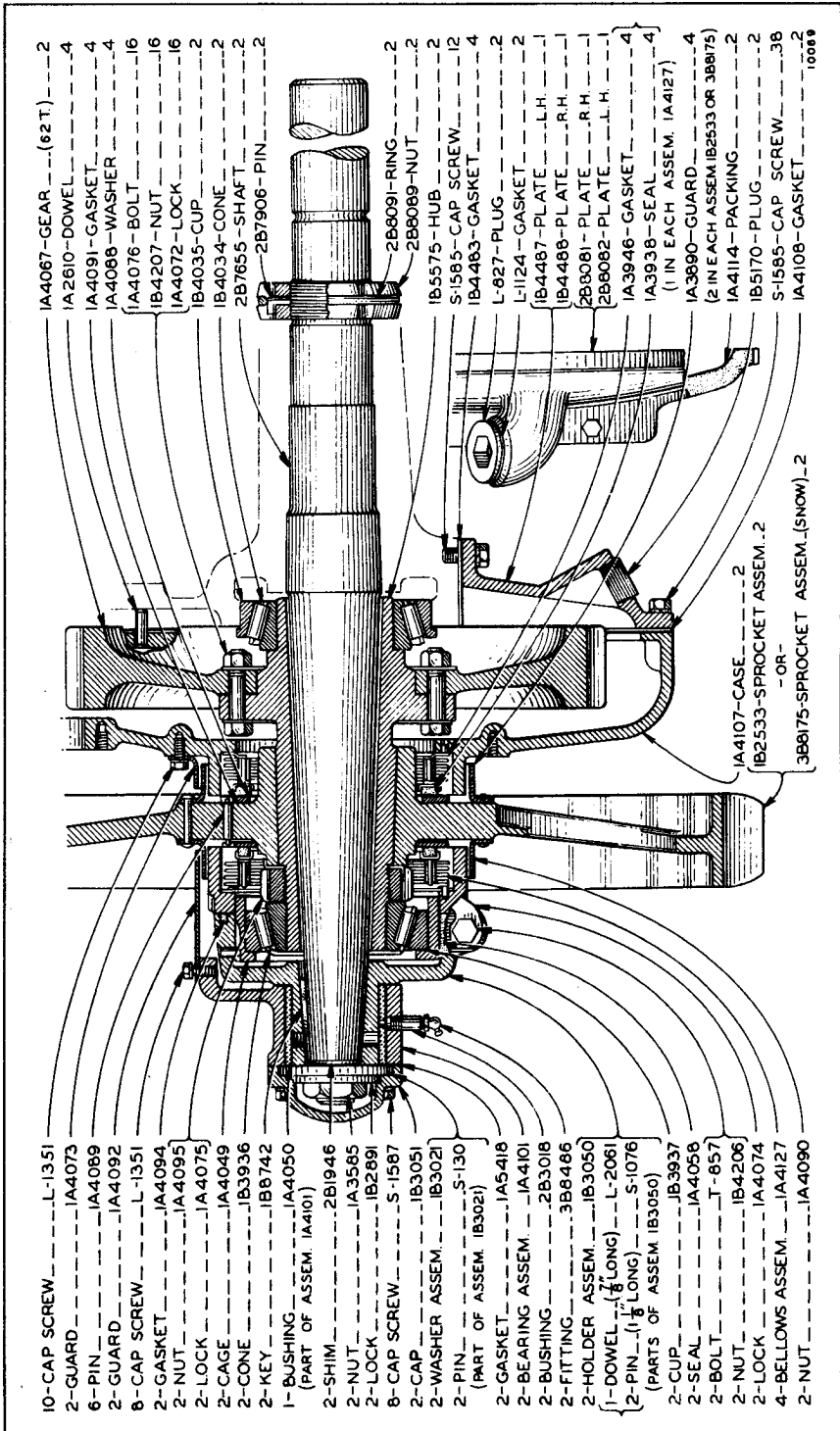


## FINAL DRIVE

Effective with Serial No. 5A1008

Refer also to pages 117 and 119 for special parts

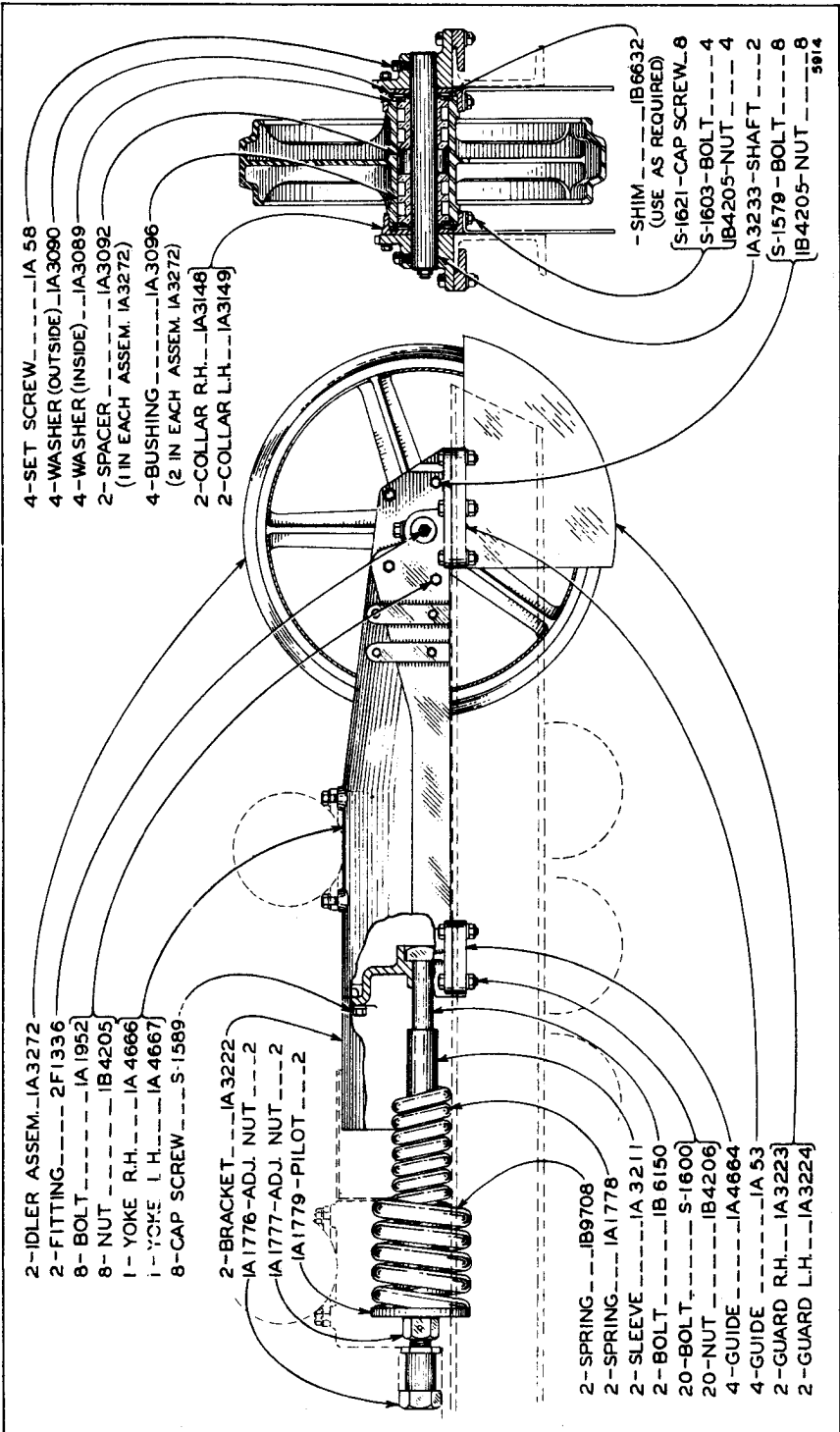
ALWAYS GIVE SERIAL NUMBER WHEN ORDERING PARTS



FINAL DRIVE

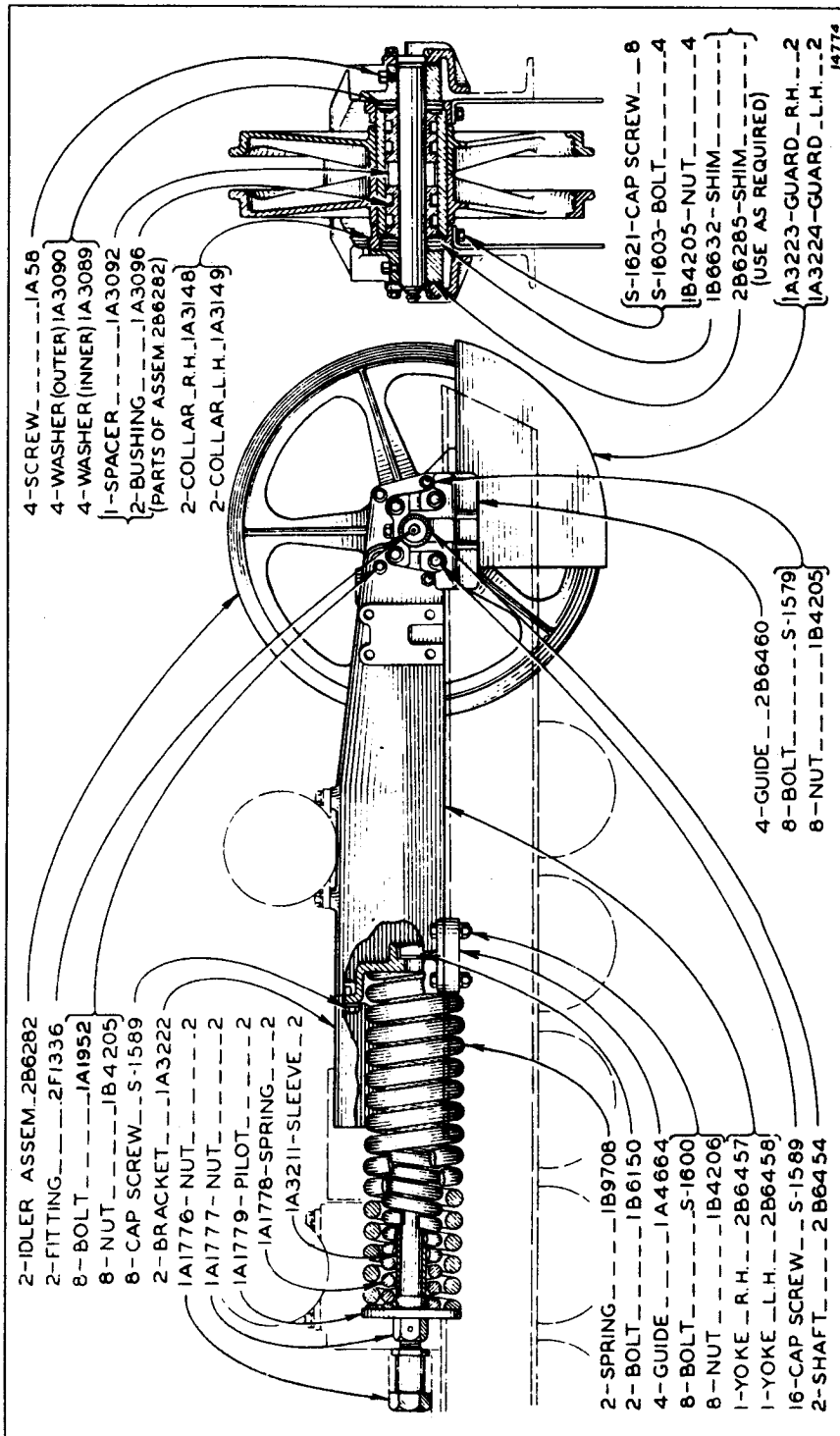
Effective with Serial No. 5A1008

Refer also to pages 117 and 119 for special parts.



FRONT IDLER  
 Serial No. 5A757 to 5A1006 Inclusive  
 Refer also to page 118 for special parts

ALWAYS GIVE SERIAL NUMBER WHEN ORDERING PARTS

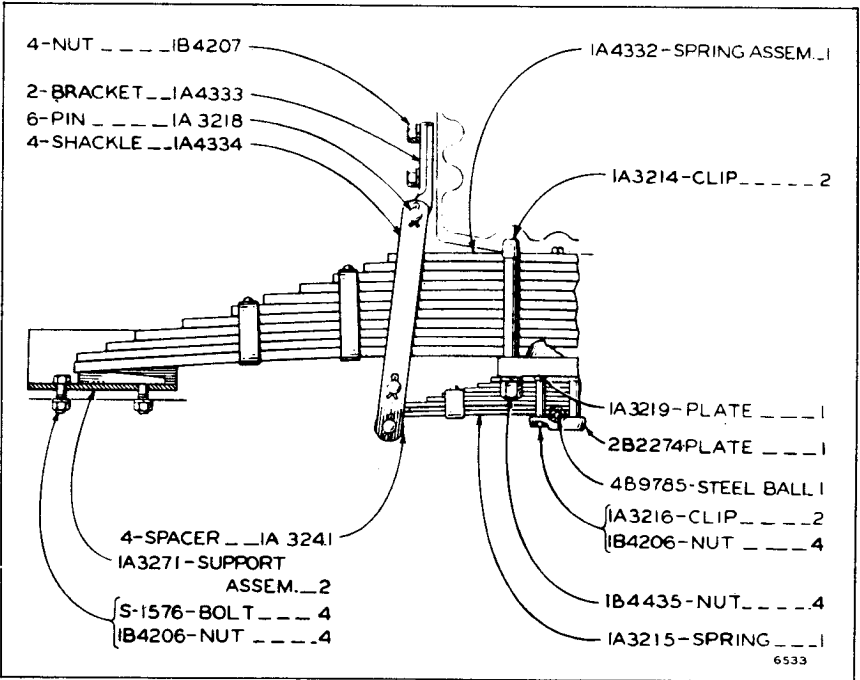


FRONT IDLER

Effective with Serial No. 5A1007  
Refer also to page 118 for special parts

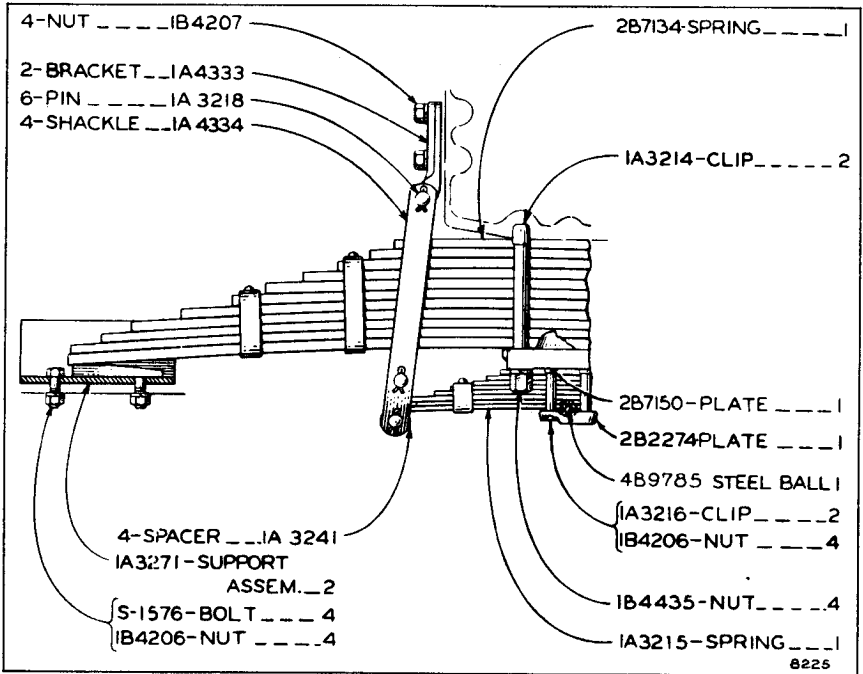
ALWAYS GIVE SERIAL NUMBER WHEN ORDERING PARTS





**EQUALIZER SPRING**

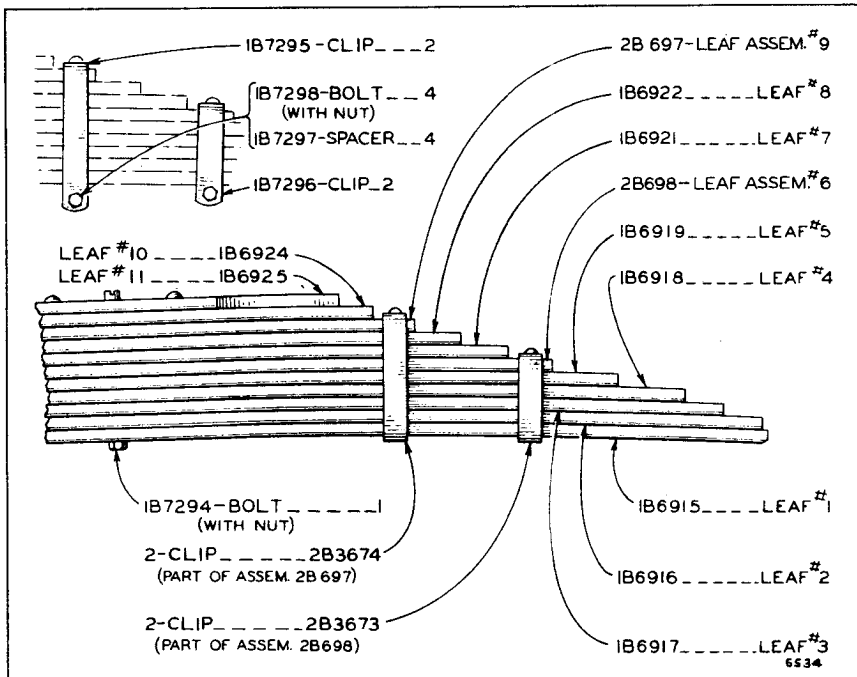
Serial No. 5A757 to 5A1012 Inclusive. IA3215 Spring parts are shown on page 166. Refer also to page 120 for special parts



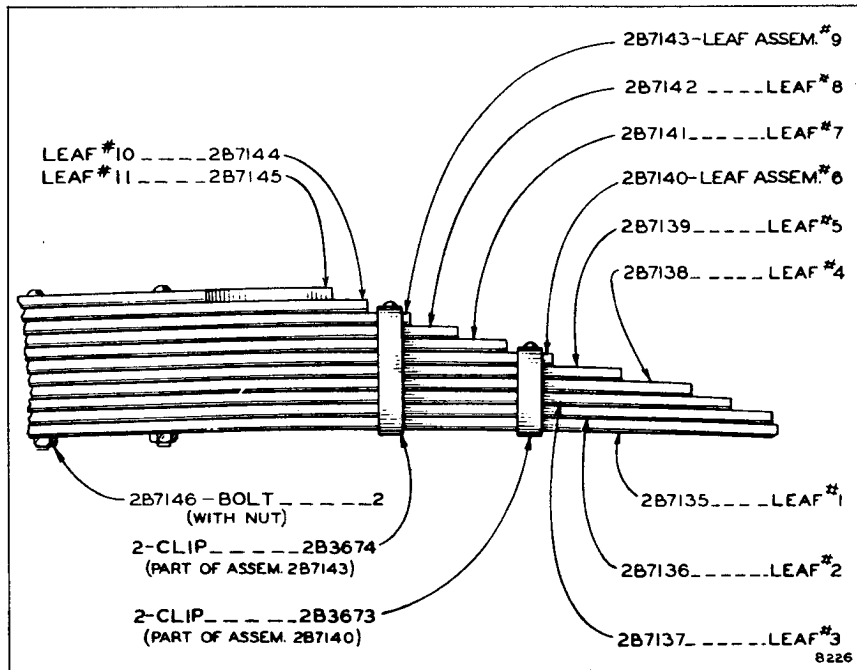
**EQUALIZER SPRING**

Effective with Serial No. 5A1013. IA3215 Spring parts are shown on page 66. Refer also to page 120 for special parts.

ALWAYS GIVE SERIAL NUMBER WHEN ORDERING PARTS

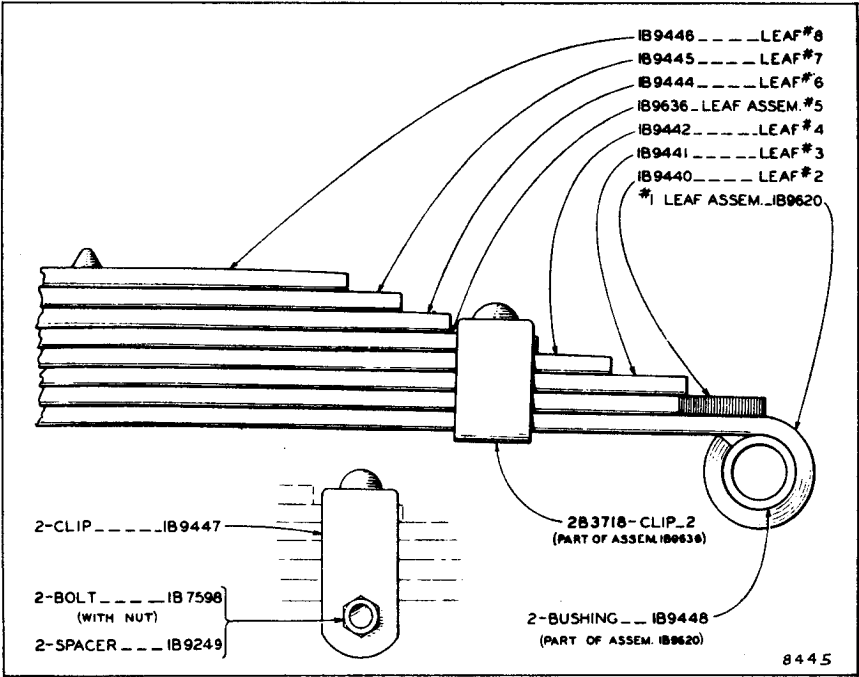


**IA4332 SPRING**  
 Serial No. 5A757 to 5A1012 Inclusive

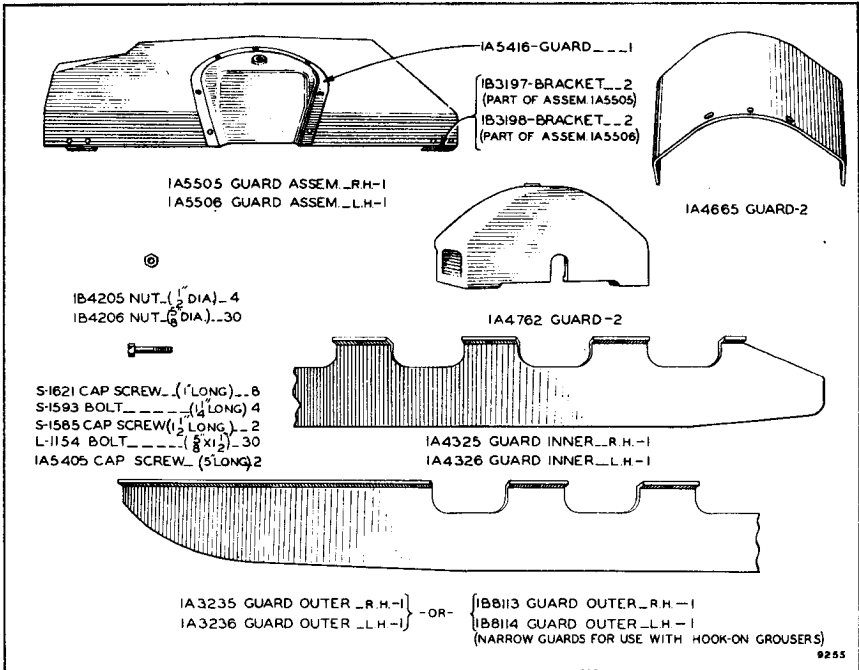


**2B7134 SPRING**  
 Effective with Serial No. 5A1013

ALWAYS GIVE SERIAL NUMBER WHEN ORDERING PARTS



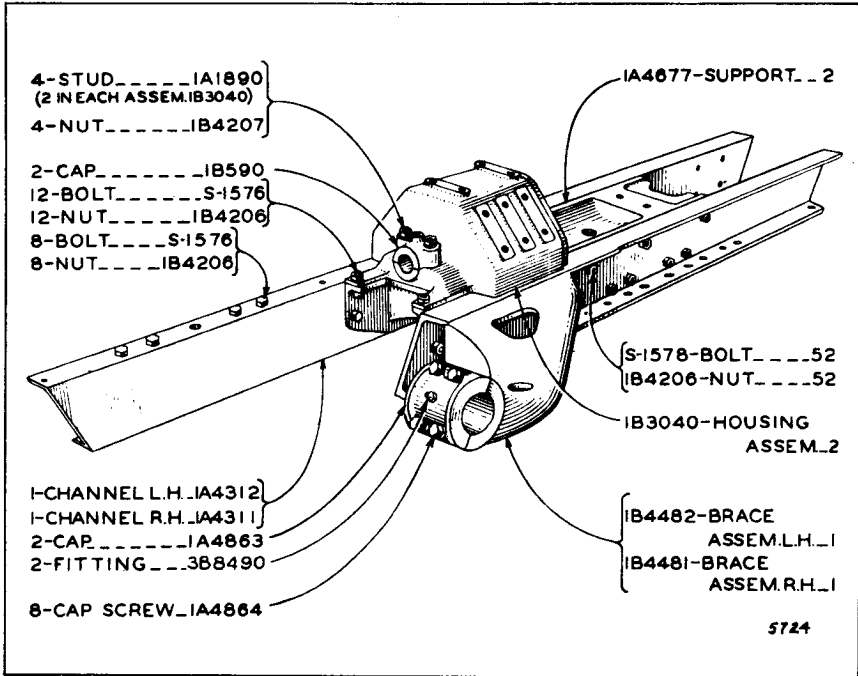
IA3215 SPRING



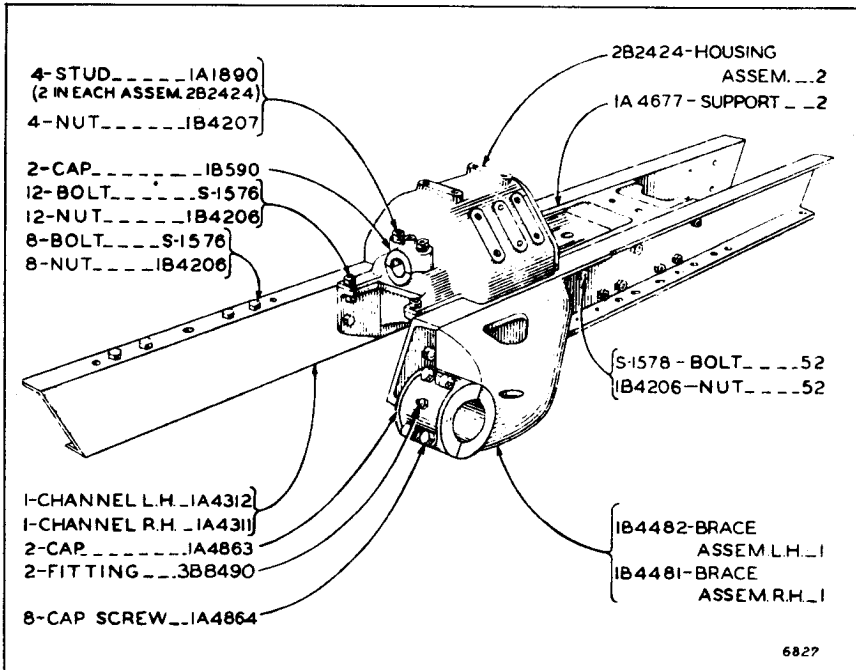
TRACK ROLLER FRAME GUARD

Refer also to page 115 for special parts

ALWAYS GIVE SERIAL NUMBER WHEN ORDERING PARTS

**TRACK ROLLER FRAME**

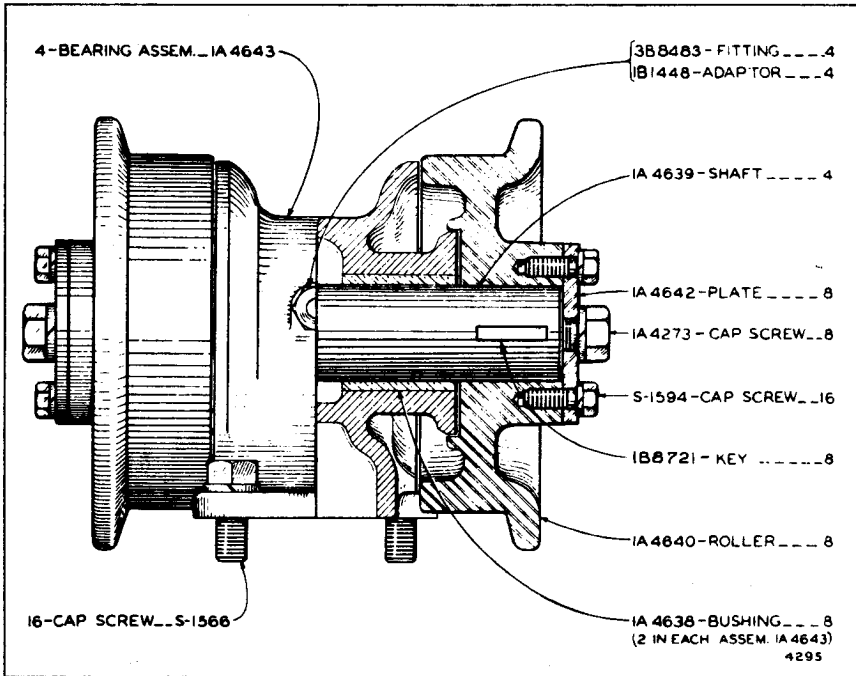
Serial No. 5A757 to 5A840 Inclusive  
Refer also to page 116 for special parts

**TRACK ROLLER FRAME**

Effective with Serial No. 5A841  
Refer also to page 116 for special parts

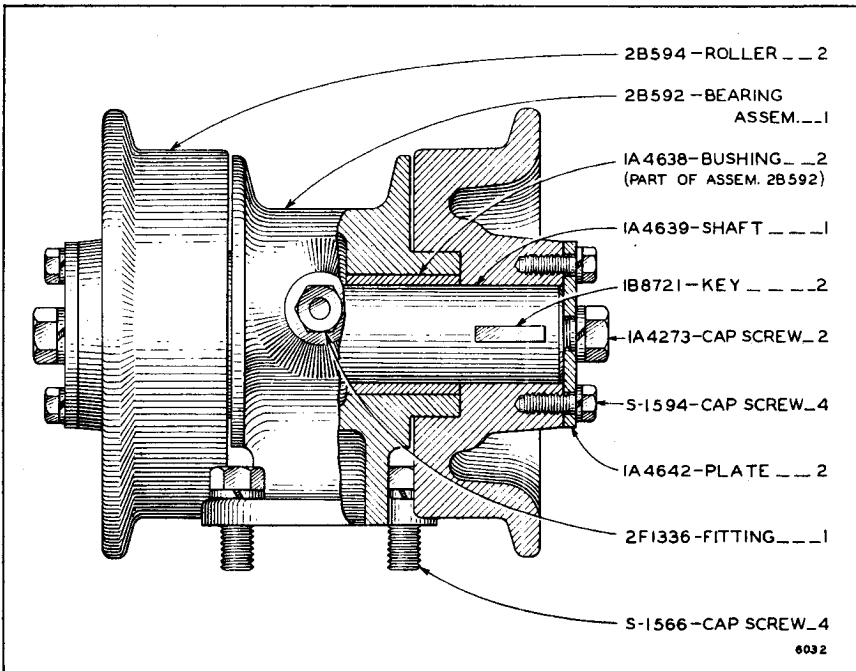
ALWAYS GIVE SERIAL NUMBER WHEN ORDERING PARTS





**TRACK CARRIER ROLLER (4 Groups Required)**

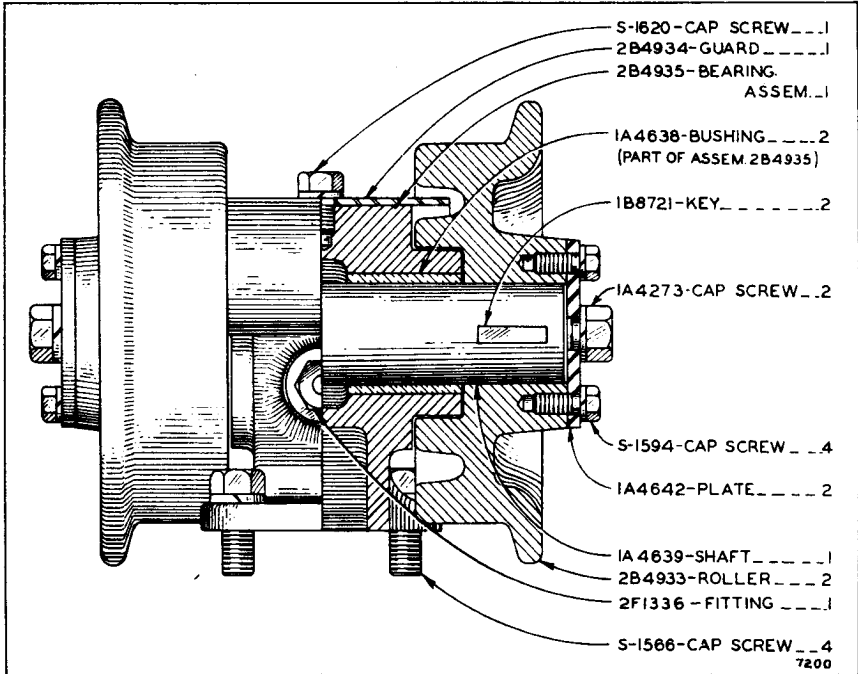
Serial No. 5A757 to 5A764 Inclusive and 5A788 to 5A813 Inclusive  
Only separate parts serviced. When complete Group is required order 2B8903.



**TRACK CARRIER ROLLER (4 Groups Required)**

Serial No. 5A765 to 5A787 Inclusive and 5A814 to 5A918 Inclusive  
Only separate parts serviced. When complete Group is required order 2B8903.

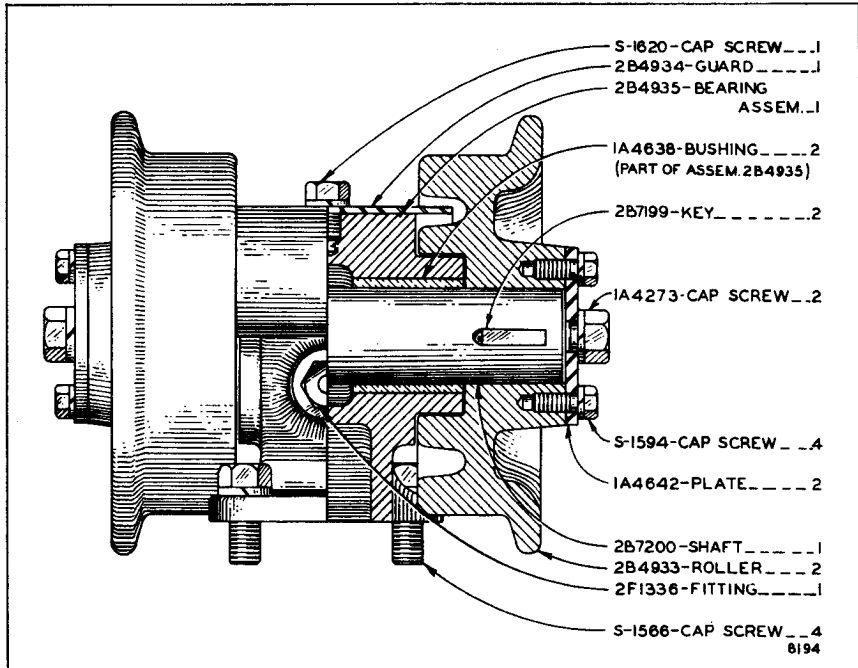
ALWAYS GIVE SERIAL NUMBER WHEN ORDERING PARTS



### TRACK CARRIER ROLLER (4 Groups Required)

Serial No. 5A919 to 5A1007 Inclusive

Only separate parts serviced. When complete Group is required order 2B8903.

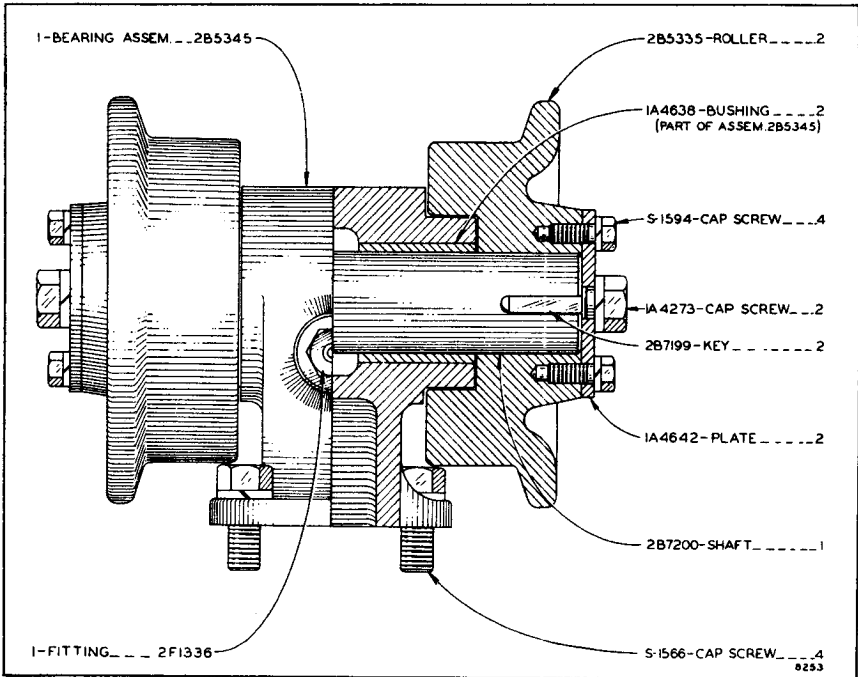


### TRACK CARRIER ROLLER (4 Groups Required)

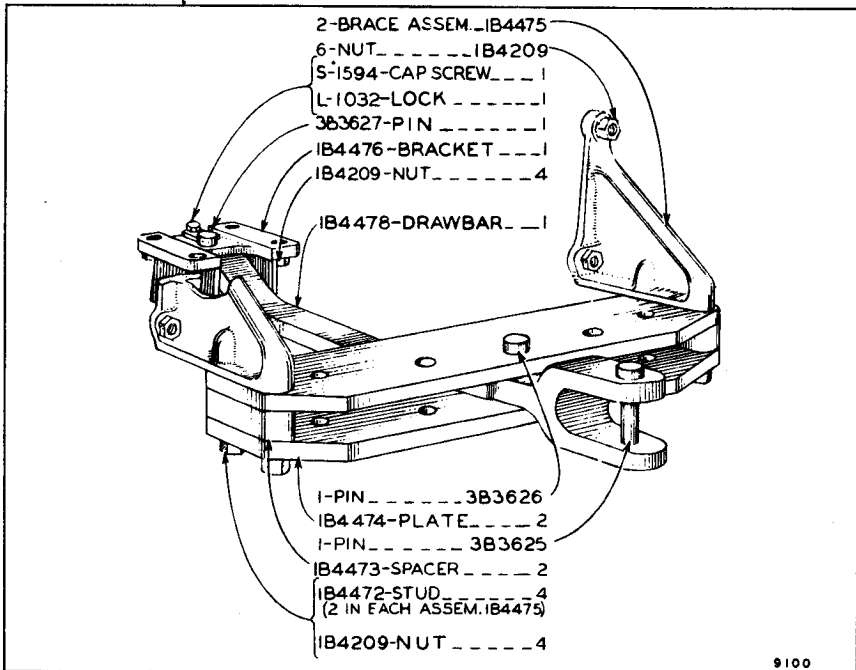
Effective with Serial No. 5A1008

Only separate parts serviced. When complete Group is required order 2B8903.

**ALWAYS GIVE SERIAL NUMBER WHEN ORDERING PARTS**



**2B8903 TRACK CARRIER ROLLER (4 Groups Required)**  
Used for replacement only on Serial No. 5A757 and up.

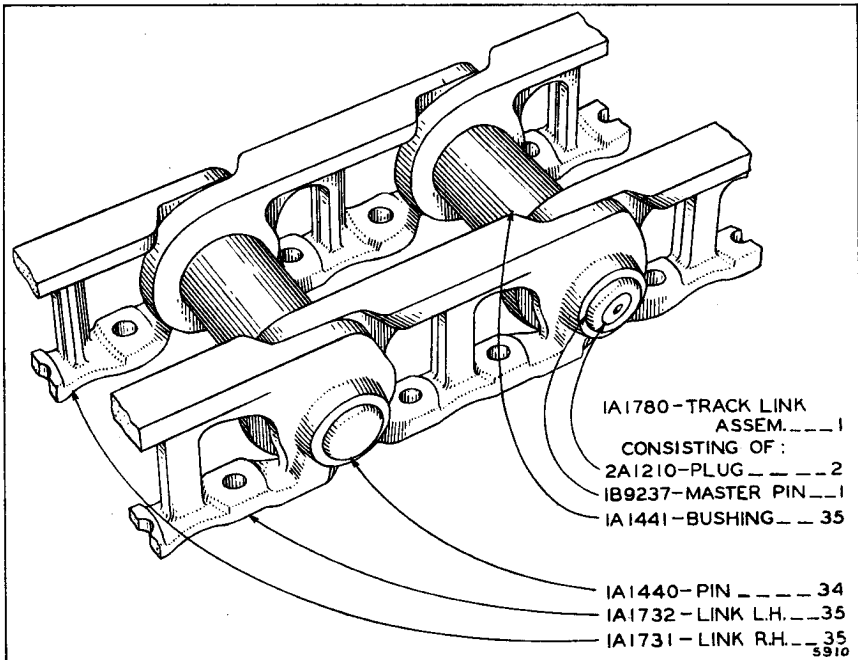


**DRAWBAR**

Refer also to page 85 for special parts.

ALWAYS GIVE SERIAL NUMBER WHEN ORDERING PARTS





| Name                                 | Complete Track Group<br>(Hardware Included)<br>2 Req'd. per Tractor | Shoe<br>(35 Req'd.<br>For One Track)               |
|--------------------------------------|---|--|
| 8" Grouser Shoe                      | 1B2082  | 1B2271   |
| 8" Grouser Shoe H.T.                 | 1B2452  | 1B2461   |
| 10" Grouser Shoe                     | 1B2083  | 1B2272   |
| 10" Grouser Shoe H.T.                | 1B2453  | 1B2462   |
| 12" Grouser Shoe                     | 1B2084  | 1B2273   |
| 12" Grouser Shoe H.T.                | 1B2454  | 1B2463   |
| 14" Semi-Skeleton Snow Shoe H.T.     | 2B9891  | 2B9892 (S.S.—17 Req'd.)<br>2B9893 (D.S.—18 Req'd.) |
| 15" Grouser Shoe                     | 1A1781  | 1A1462   |
| 15" Grouser Shoe H.T.                | 1B893   | 1B892  |
| 15" Flat Shoe (Type A)               | 1B2086  | 1B2280   |
| 15" Skeleton Shoe                    | 1B2087  | 1B2285   |
| 16" Semi-Skeleton Snow Shoe H.T.     | 3B3569  | 3B3567 (S.S.—17 Req'd.)<br>3B3566 (D.S.—18 Req'd.) |
| 18" Grouser Shoe                     | 1B2085  | 1B2274   |
| 18" Grouser Shoe H.T.                | 1B2455  | 1B2464   |
| 18" Semi-Skeleton Grouser Shoe H.T.  | 2B7875  | 2B7686   |
| 18" Semi-Skeleton Snow Shoe H.T.     | 3B3486  | 3B3499 (S.S.—17 Req'd.)<br>3B3500 (D.S.—18 Req'd.) |
| 18" Grouser Shoe—1" Offset R.H.      | 2B5069 (1 Req'd.)   | 2B5071   |
| 18" Grouser Shoe—1" Offset L.H.      | 2B5070 (1 Req'd.)   | 2B5072   |
| 18" Snow Shoe                        | 2B7334  | 2B7335 (S.S.—17 Req'd.)<br>2B7333 (D.S.—18 Req'd.) |
| 20" Flat Shoe (Type B)               | *3B8480   | 3B8456   |
| 20" Grouser Shoe—1" Offset R.H.      | 1B8641 (1 Req'd.)   | 1B8683   |
| 20" Grouser Shoe—1" Offset L.H.      | 1B8642 (1 Req'd.)   | 1B8684   |
| 20" Grouser Shoe—1" Offset R.H.-H.T. | 1B8775 (1 Req'd.)   | 1B8797   |
| 20" Grouser Shoe—1" Offset L.H.-H.T. | 1B8776 (1 Req'd.)   | 1B8798   |
| 20" Grouser Shoe H.T.                | *2B4949   | 2B5047   |
| 22" Grouser Shoe H.T.                | *2B4950   | 2B5312   |
| 22" Grouser Shoe 2" Offset R.H.      | 2B4921 (1 Req'd.)   | 2B4919   |
| 22" Grouser Shoe 2" Offset L.H.      | 2B4922 (1 Req'd.)   | 2B4920   |
| 22" Flat Shoe (Type B)               | *3B1918   | 3B1901   |
| 24" Grouser Shoe H.T.                | *2B4951   | 2B5314   |
| 24" Angle Shoe                       | *3B3389   | 3B1448   |
| 30" Grouser Shoe H.T.                | *2B6515   | 2B6530   |

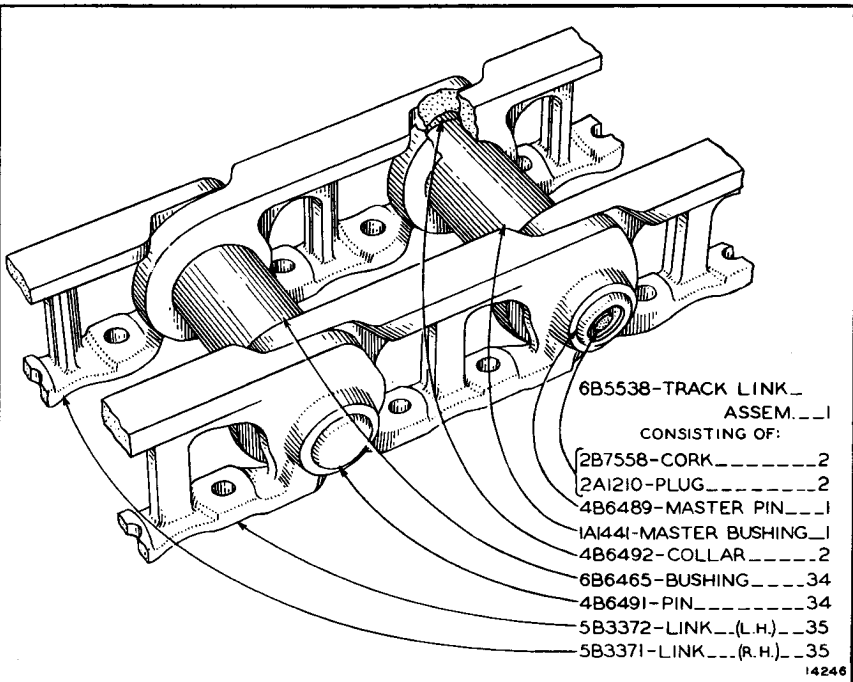
**Note:** 1A1493 Track Shoe Bolt — 140 Req'd. for One Track  
 1B4433 Nut (Used with 1A1493)  
 3B4510 Lockwasher (Used with 1A1493)  
 H.T. = Heat Treated, S.S. = Single Spike and D.S. = Double Spike  
 \* For 74" Gauge Models Only

21068

### TRACK LINK ASSEMBLY (2 Assemblies Required)

6B1463 Track Pin and Bushing Group consists of complete set of Pins and Bushings for one Track

ALWAYS GIVE SERIAL NUMBER WHEN ORDERING PARTS



- 6B5538-TRACK LINK ASSEM. 1
- CONSISTING OF:
- 2B7558-CORK 2
  - 2A1210-PLUG 2
  - 4B6489-MASTER PIN 1
  - 1A1441-MASTER BUSHING 1
  - 4B6492-COLLAR 2
  - 6B6465-BUSHING 34
  - 4B6491-PIN 34
  - 5B3372-LINK (L.H.) 35
  - 5B3371-LINK (R.H.) 35

14246

 REMOVE AND DESTROY INSERTS DATED 4-15-46 AND 7-22-46 BETWEEN PAGES 72 AND 73  
 PLACE THIS INSERT BETWEEN PAGES 72 & 73 IN FORM 9278—PARTS CATALOG FOR FIFTY TRACTOR

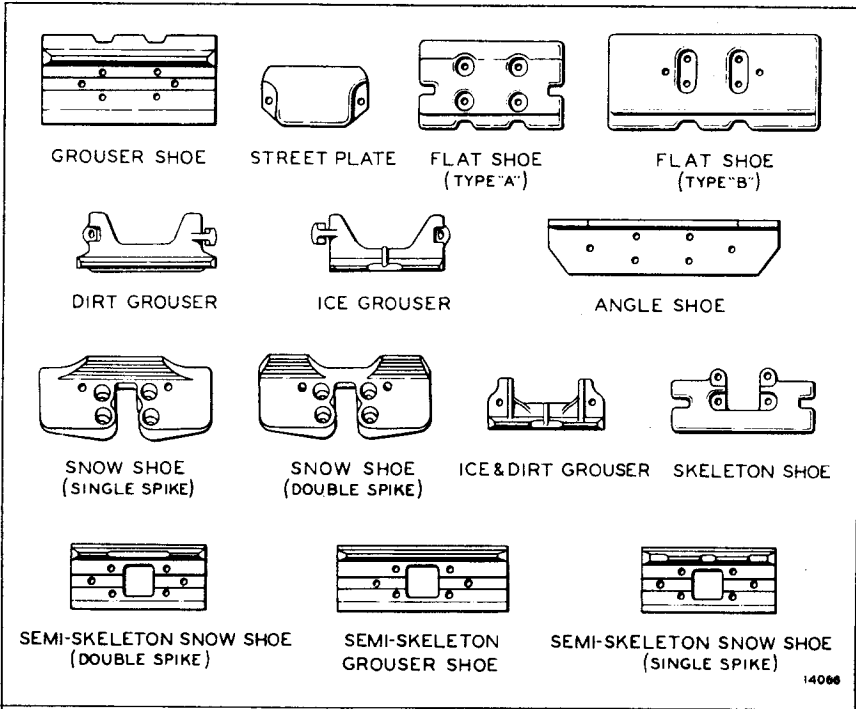
| name                             | Complete Track Group<br>(Hardware Included)<br>2 Req'd. per Tractor | Shoe<br>(35 Req'd.<br>For One Track)                   |
|----------------------------------|---|--|
| 8" Grouser Shoe                  | 6B5622  | 182271   |
| 8" " " H.T.                      | 6B5623  | 182461   |
| 10" " " H.T.                     | 6B5624  | 182272   |
| 10" " " H.T.                     | 6B5625  | 182462   |
| 12" " " H.T.                     | 6B5626  | 182273   |
| 12" " " H.T.                     | 6B5627  | 182463   |
| 14" Semi-Skeleton Snow Shoe H.T. | 6B5628  | 289892 (S.S. - 17 Req'd.)<br>289893 (D.S. - 18 Req'd.) |
| 15" Grouser Shoe                 | 6B5629  | 1A1462   |
| 15" " " H.T.                     | 6B5630  | 18892  |
| 15" Flat Shoe (Type A)           | 6B5632  | 182280   |
| 15" Skeleton Shoe                | 6B5631  | 182285   |
| 16" Semi-Skeleton Snow Shoe H.T. | 6B5633  | 383567 (S.S. - 17 Req'd.)<br>383566 (D.S. - 18 Req'd.) |
| 18" Grouser Shoe                 | 6B5634  | 182274   |
| 18" " " H.T.                     | 6B5637  | 182464   |
| 18" Semi-Skeleton Snow Shoe H.T. | 6B5638  | 383499 (S.S. - 17 Req'd.)<br>383500 (D.S. - 18 Req'd.) |
| 18" Grouser Shoe-1" Offset R.H.  | 6B5635 (1 Req'd.)   | 285071   |
| 18" " " " L.H.                   | 6B5636 (1 Req'd.)   | 285072   |
| 20" Flat Shoe (Type B)           | *6B5645   | 388456   |
| 20" Grouser Shoe-1" Offset R.H.  | 6B5641 (1 Req'd.)   | 188683   |
| 20" " " " L.H.                   | 6B5642 (1 Req'd.)   | 188684   |
| 20" " " " R.H.-H.T.              | 6B5643 (1 Req'd.)   | 188797   |
| 20" " " " L.H.-H.T.              | 6B5644 (1 Req'd.)   | 188798   |
| 20" " " H.T.                     | *6B5640   | 285047   |
| 22" " " H.T.                     | *6B5646   | 285312   |
| 22" " " 2" Offset R.H.           | 6B5647 (1 Req'd.)   | 284919   |
| 22" " " 2" " L.H.                | 6B5648 (1 Req'd.)   | 284920   |
| 24" " " H.T.                     | *6B5649   | 285314   |
| 24" Angle Shoe                   | *6B5650   | 381448   |
| 30" Grouser Shoe H.T.            | 6B5651  | 286530   |

1A1493 Track Shoe Bolt - 140 Req'd. for One Track  
 184433 Nut (Used with 1A1493)  
 384510 Lockwasher (Used with 1A1493)  
 H.T. - Heat Treated S.S. - Single Spike D.S. - Double Spike  
 \* For 74" Gauge Models only

21830

**TRACK LINK ASSEMBLY—Counterbored (2 Assemblies Req'd)**  
 6B6982 Track Pin and Bushing Group consists of a complete set  
 of Pins and Bushings for one Track

ONLY "CATERPILLAR" PARTS GIVE "CATERPILLAR" PERFORMANCE



14066

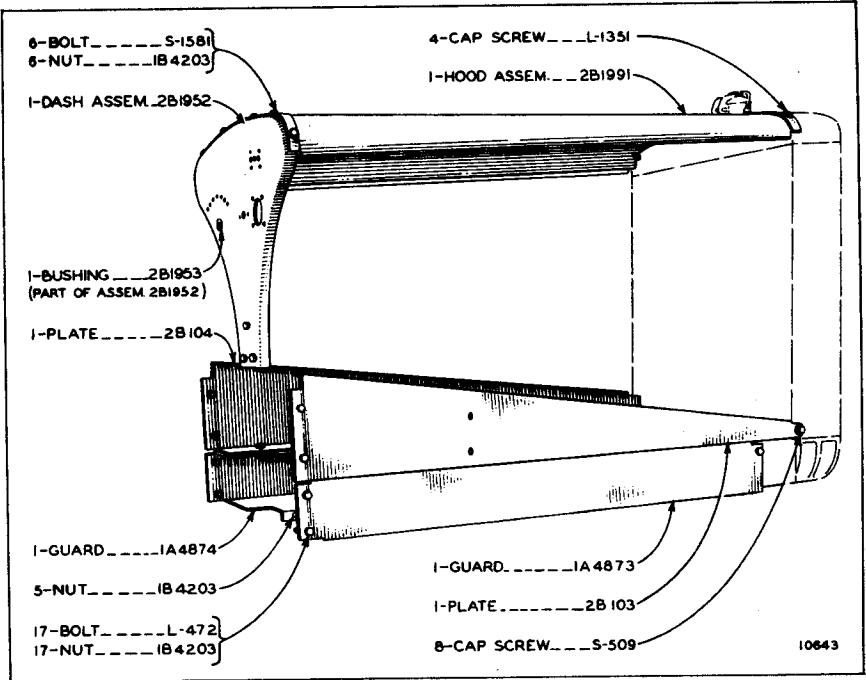
| Name               | Group Numbers<br>(Hardware Included) |          | Grouser or Street Plate          |                   |                   |   |
|--------------------|--------------------------------------|----------|----------------------------------|-------------------|-------------------|---|
|                    | Full Set                             | Half Set | Part Number                      | Full Set Quantity | Half Set Quantity | For Use on Track Shoes  |
| Ice & Dirt Grouser | 1B2072                               | 2B3482   | 1B2277                           | 70                | 36                | 1A1462, 1B892, 1B2273, 1B2274, 1B2463, 1B2464, 1B8683, 1B8684, 1B8797, 1B8798, 2B4919, 2B4920, 2B5047, 2B5071, 2B5072, 2B5312, 2B5314, 2B6530, 2B7686, 2B9892, 2B9893, 3B3499, 3B3500, 3B3566, 3B3567 |
| Street Plate       | 1B1669                               | 2B3485   | 1B1670                           | 70                | 36                |   |
| Ice Grouser        | 1B2074                               | 2B3484   | 1B854<br>R.H.<br>1B855<br>L.H.   | 35                | 18                | 1B2280 & 1B2285   |
| Dirt Grouser       | 1B2073                               | 2B3483   | 1B2275<br>R.H.<br>1B2276<br>L.H. | 35<br>35          | 18<br>18          | 1B2280  |

**Note:** S-1576 Bolt—2 Req'd. for each Grouser 1B2277  
 S-1578 Bolt—2 Req'd. for each Street Plate 1B1670  
 1B4206 Nut (Used with S-1576 & S-1578)  
 3B4510 Lockwasher (Used with S-1576 & S-1578)  
 2904-A Bolt—1 Req'd. for each Grouser, 1B854, 1B855, 1B2275 & 1B2276  
 1B4332 Nut (Used with 2904-A)  
 2B69-A Washer (Used with 2904-A)  
 3B4514 Lockwasher (Used with 2904-A)

21069

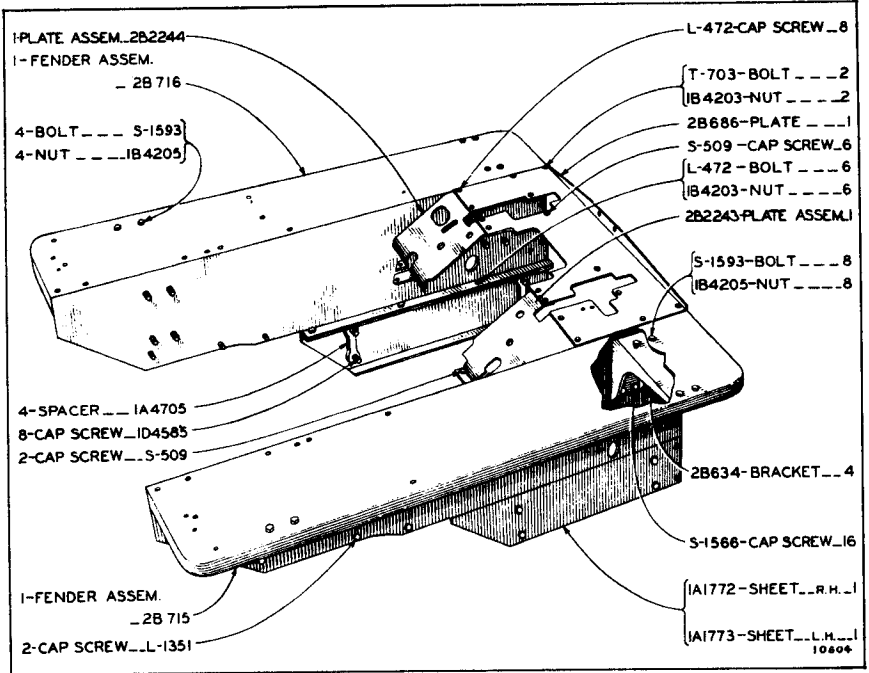
TRACK SHOES, GROUSERS AND STREET PLATES

ALWAYS GIVE SERIAL NUMBER WHEN ORDERING PARTS



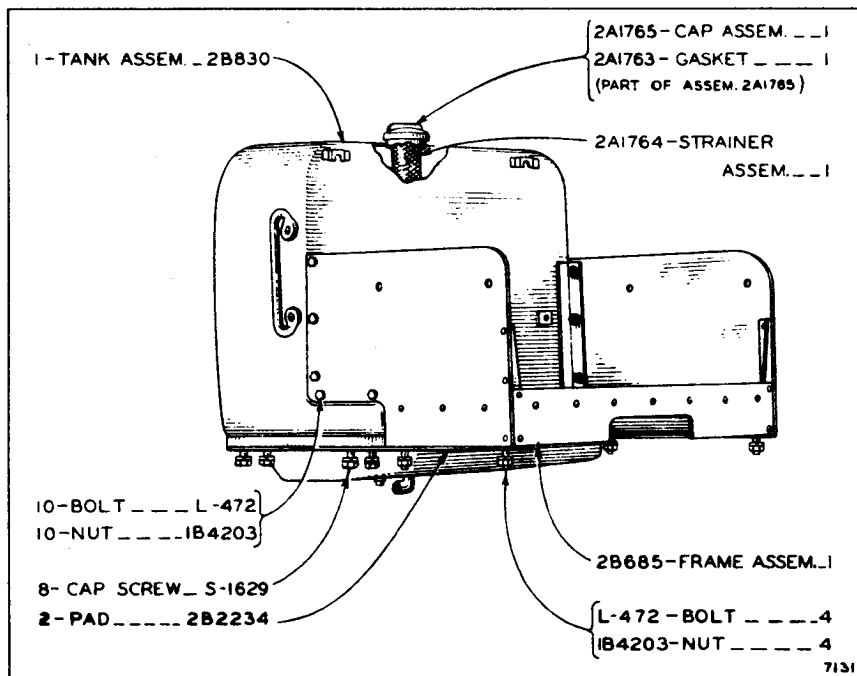
**HOOD AND DASH**

Refer also to page 86 for special parts

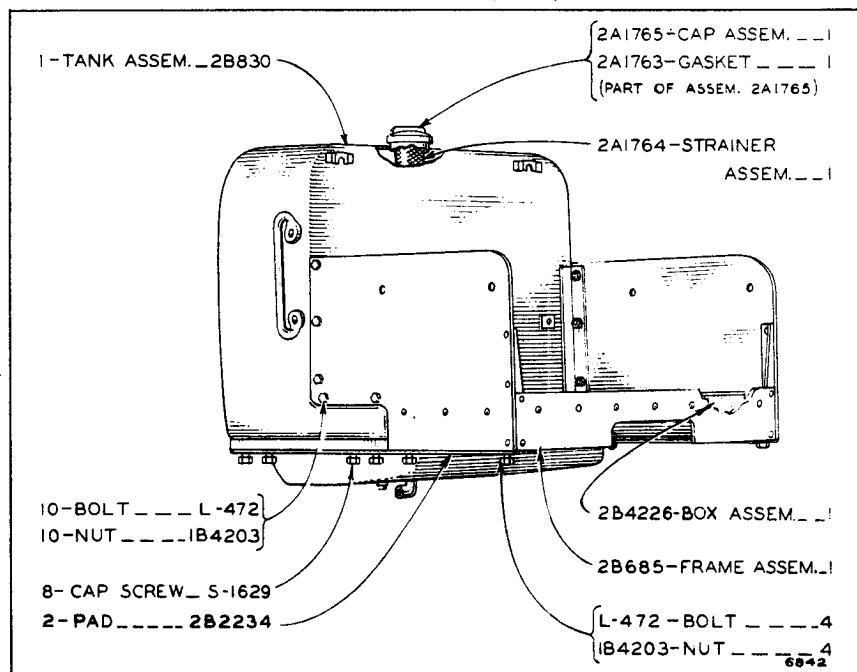


**FENDERS**

ALWAYS GIVE SERIAL NUMBER WHEN ORDERING PARTS

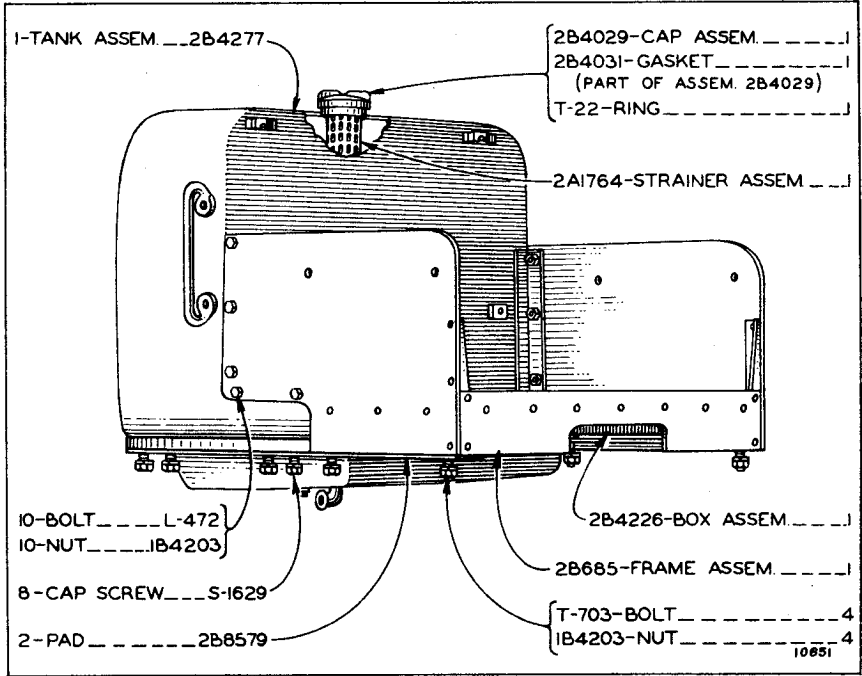


**FUEL TANK AND SEAT FRAME**  
Serial No. 5A757 to 5A858 Inclusive  
Refer also to page 92 for special parts



**FUEL TANK AND SEAT FRAME**  
Serial No. 5A859 to 5A900  
Refer also to page 92 for special parts

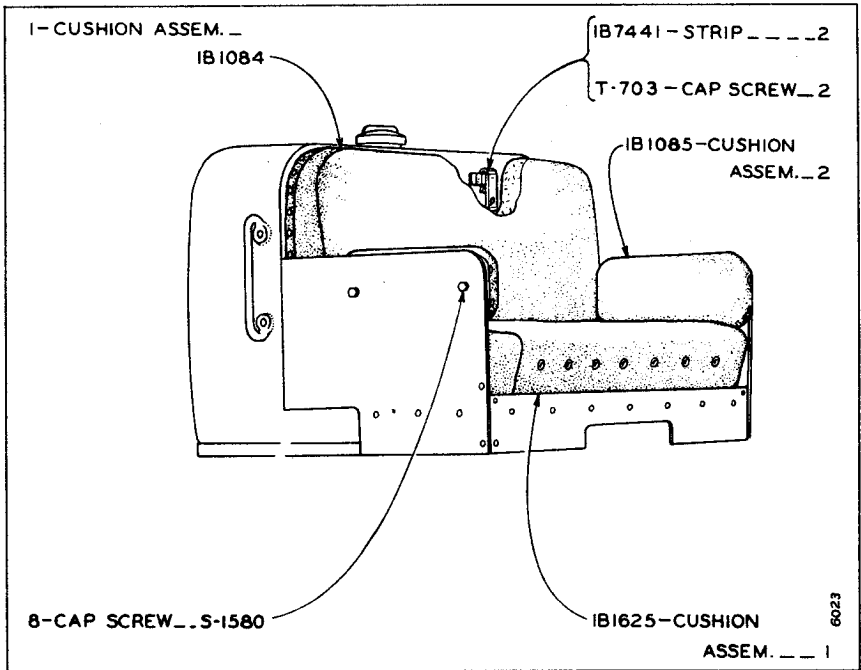
ALWAYS GIVE SERIAL NUMBER WHEN ORDERING PARTS



**FUEL TANK AND SEAT FRAME**

Effective with Serial No. 5A901

Refer also to page 92 for special parts

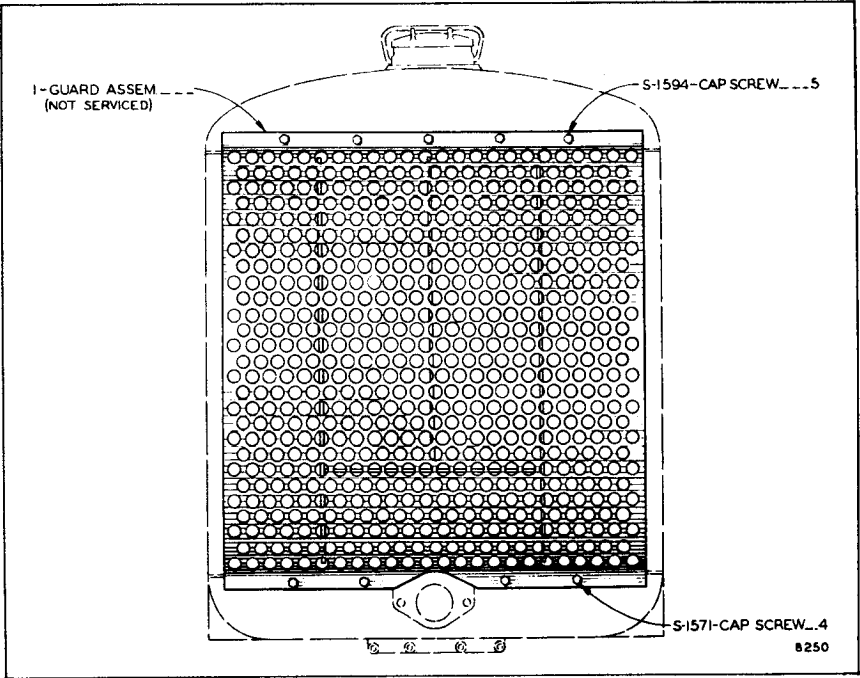


**SEAT CUSHIONS**

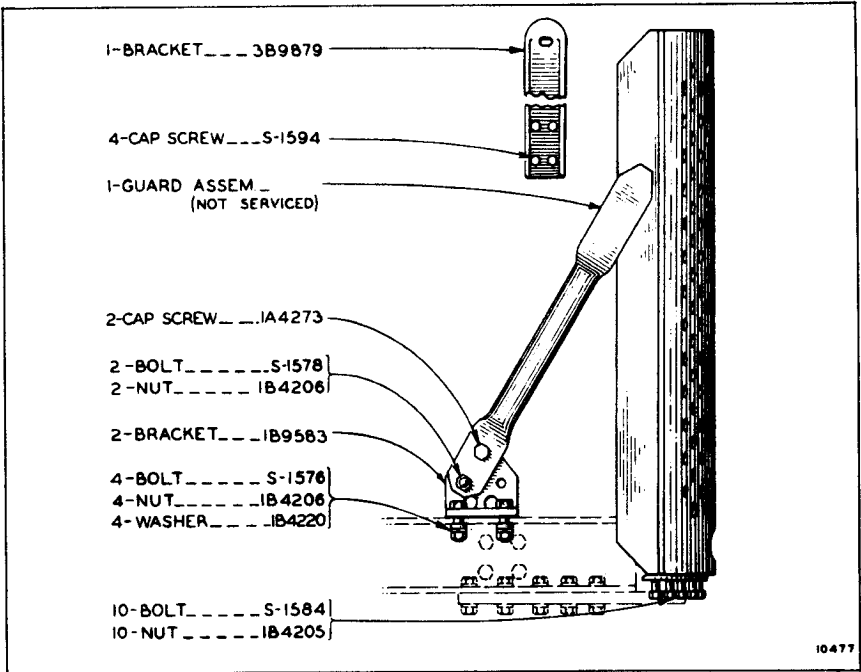
Refer also to page 92 for special parts

ALWAYS GIVE SERIAL NUMBER WHEN ORDERING PARTS

# Attachments



2B9490 RADIATOR GUARD GROUP

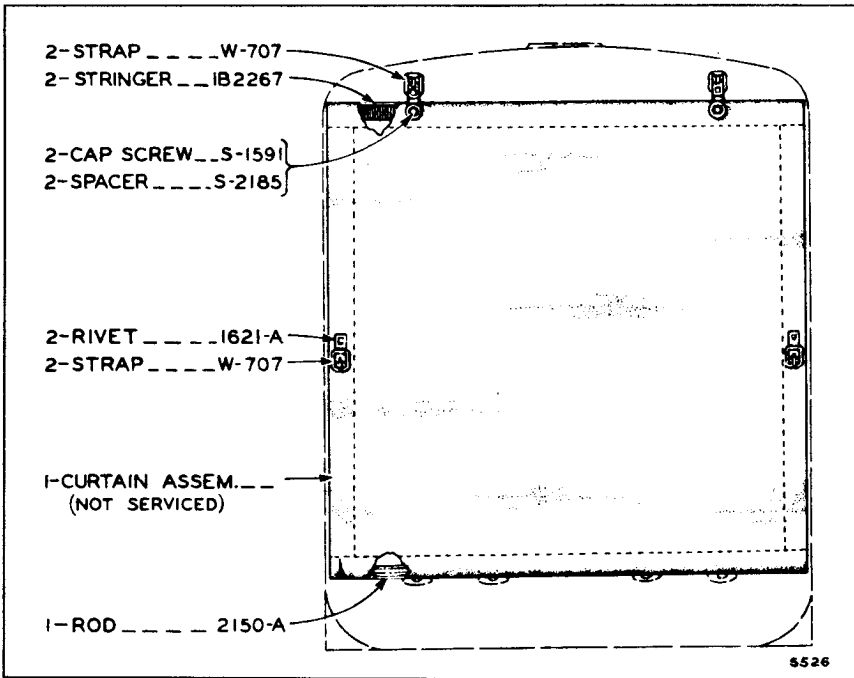


1B8984 RADIATOR GUARD GROUP

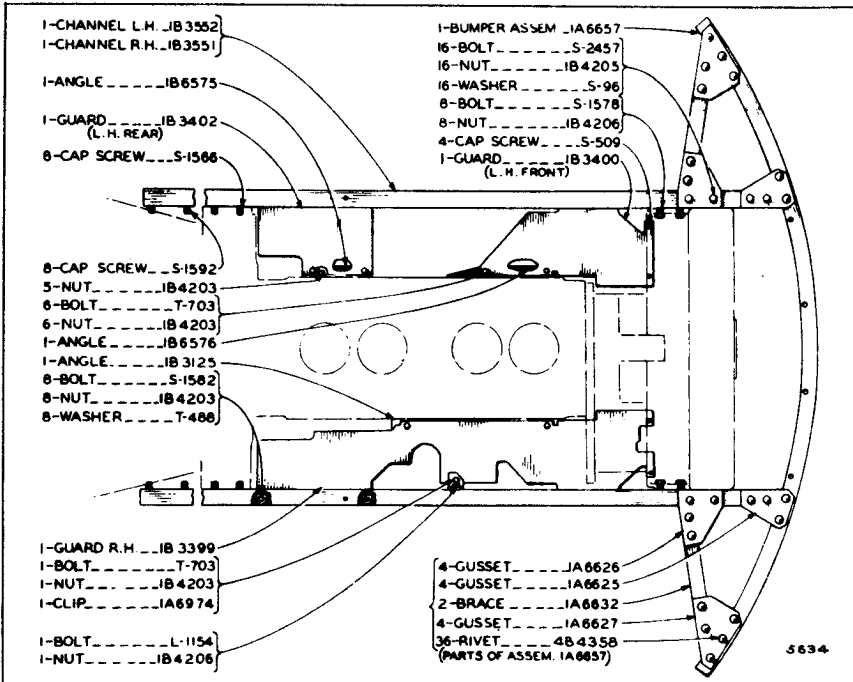
For use with Front Bumper

ALWAYS GIVE SERIAL NUMBER WHEN ORDERING PARTS





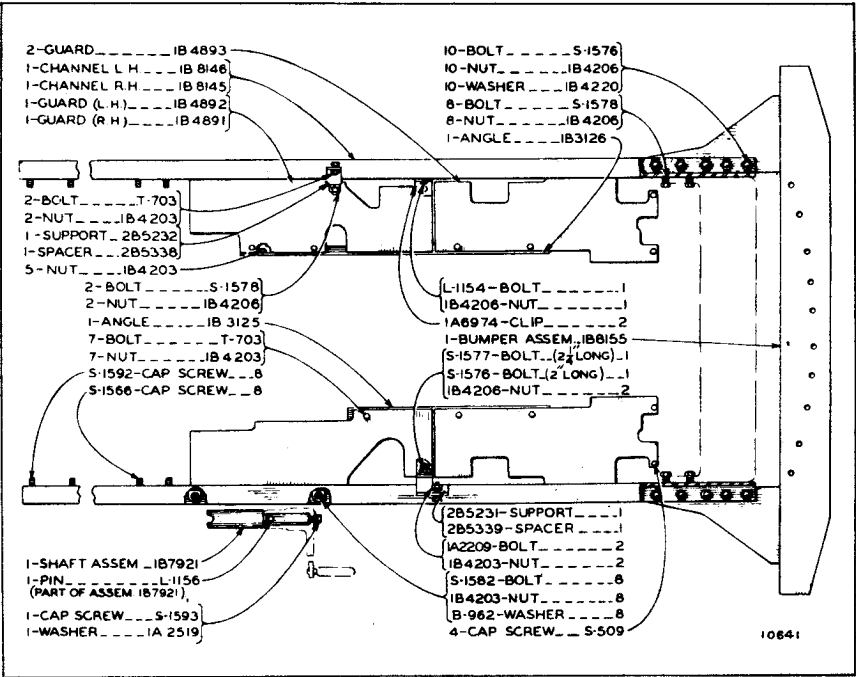
IB2070 RADIATOR CURTAIN GROUP



IB3398 FRONT BUMPER GROUP

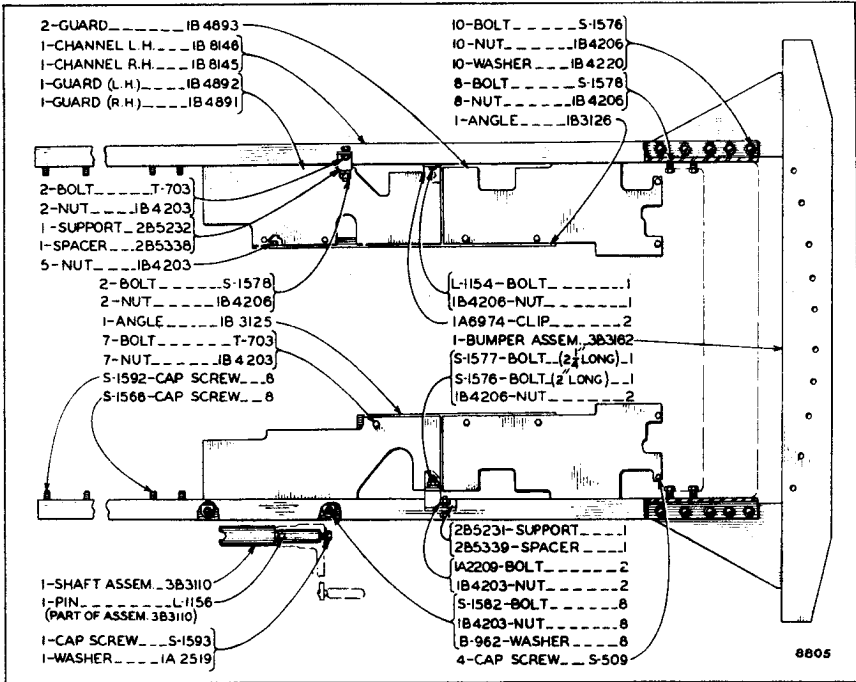
Only separate parts serviced. When complete Group is required order 3B3219.

ALWAYS GIVE SERIAL NUMBER WHEN ORDERING PARTS



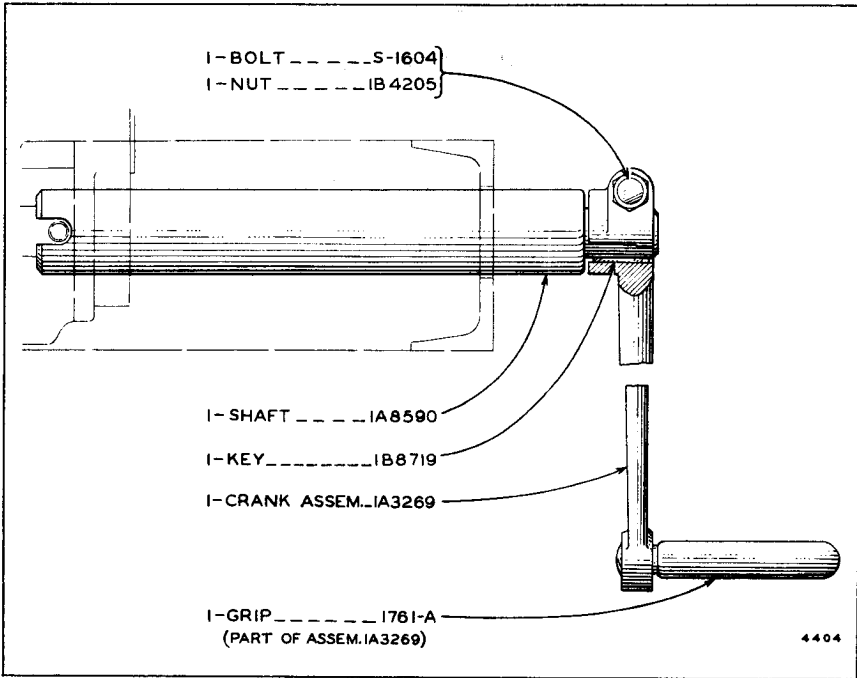
**IB8157 FRONT BUMPER GROUP**

Only separate parts serviced. When complete Group is required order 3B3219.

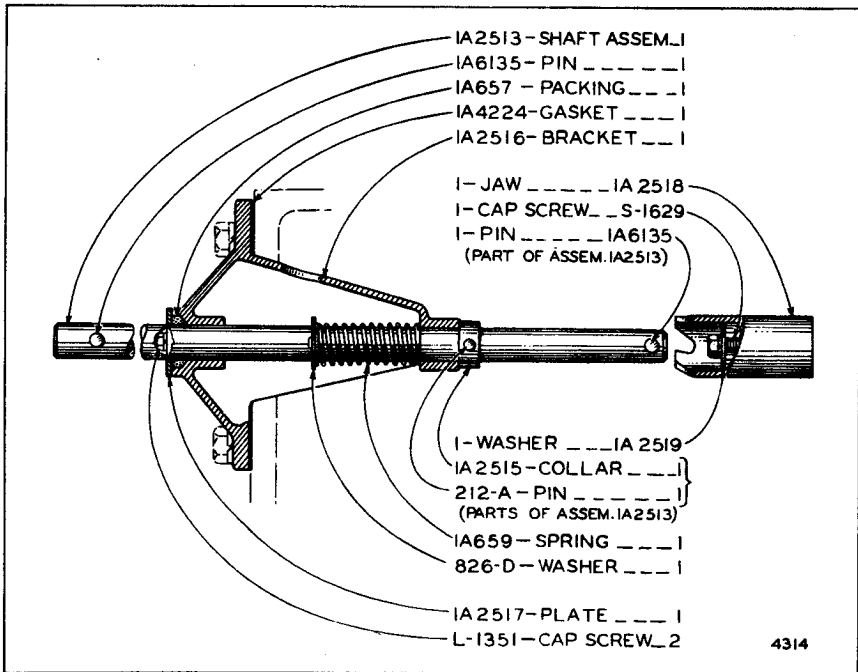


**3B3219 FRONT BUMPER GROUP**

ALWAYS GIVE SERIAL NUMBER WHEN ORDERING PARTS

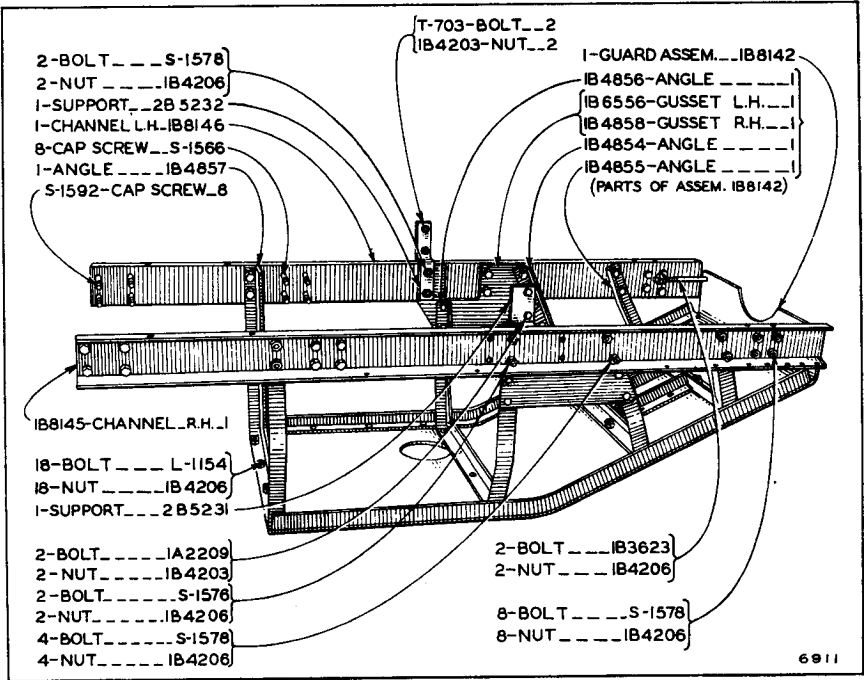


**IA8630 DETACHABLE STARTING CRANK GROUP**  
For use with IB3398 Front Bumper Group

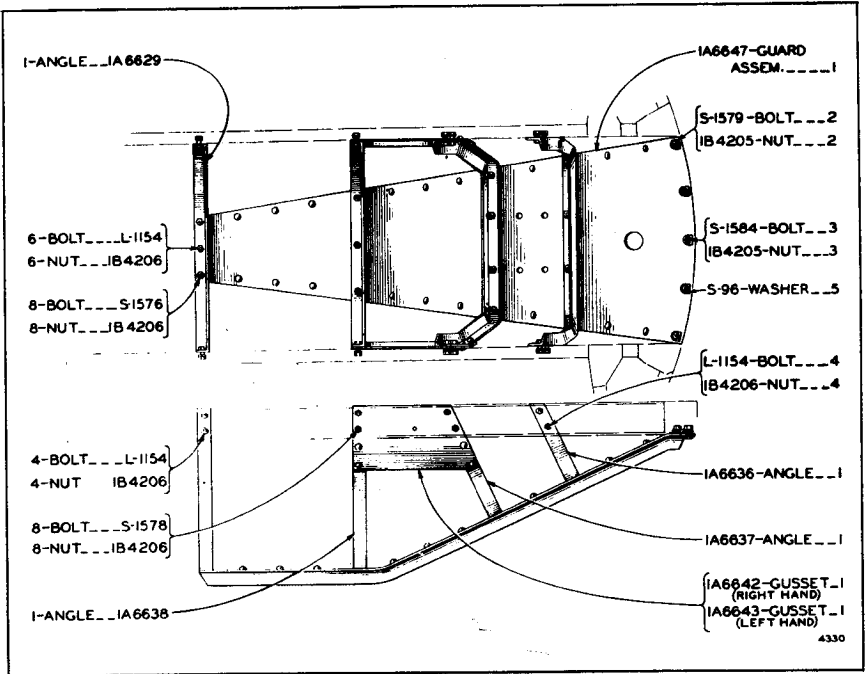


**IA5947 REAR STARTING CRANK GROUP**

ALWAYS GIVE SERIAL NUMBER WHEN ORDERING PARTS



1B8147 CRANKCASE GUARD GROUP

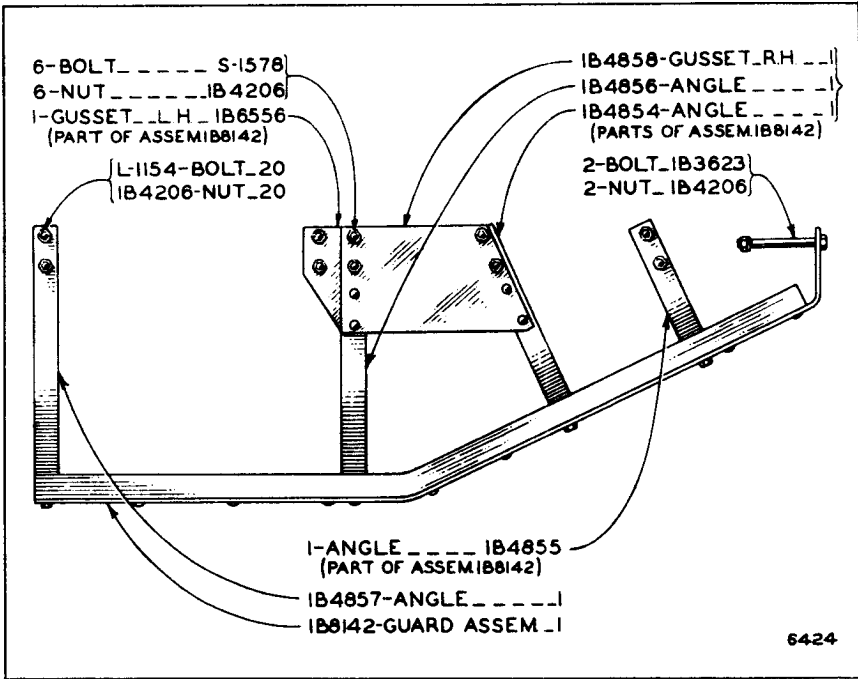


IA6682 CRANKCASE GUARD GROUP

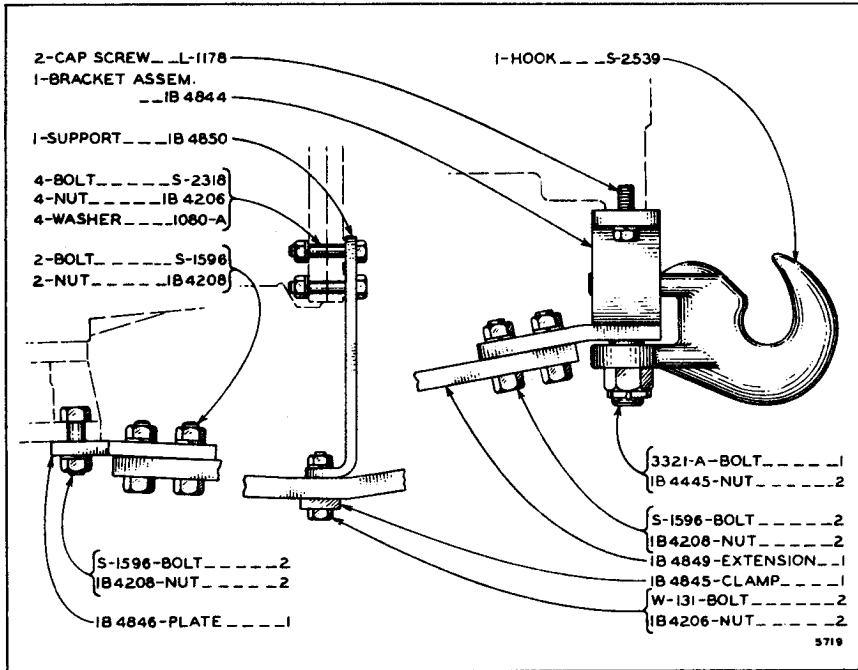
For use with Front Bumper

Only separate parts serviced. When complete Group is required order 1B8947.

ALWAYS GIVE SERIAL NUMBER WHEN ORDERING PARTS

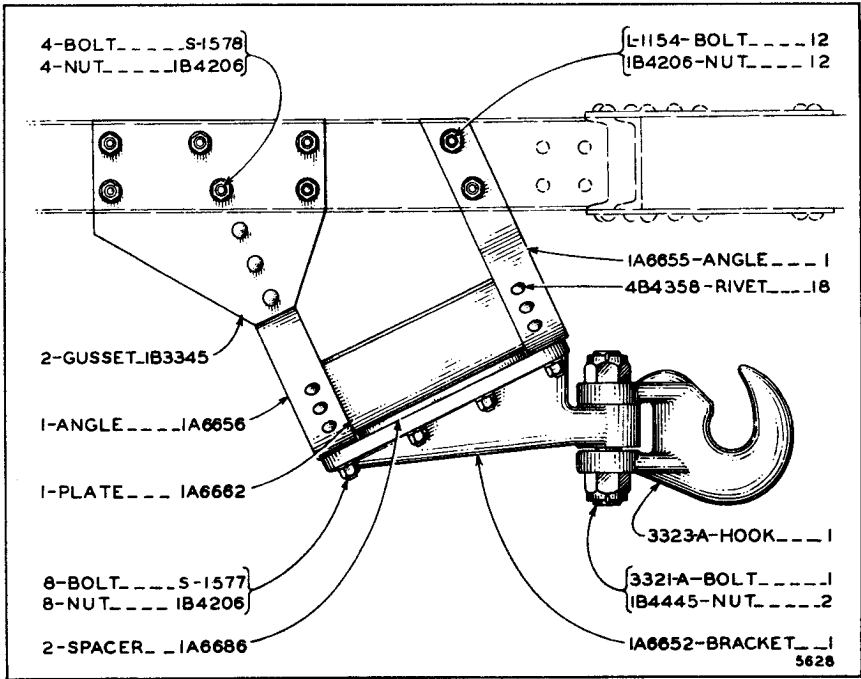


**IB8947 CRANKCASE GUARD GROUP**  
 For use with Front Bumper

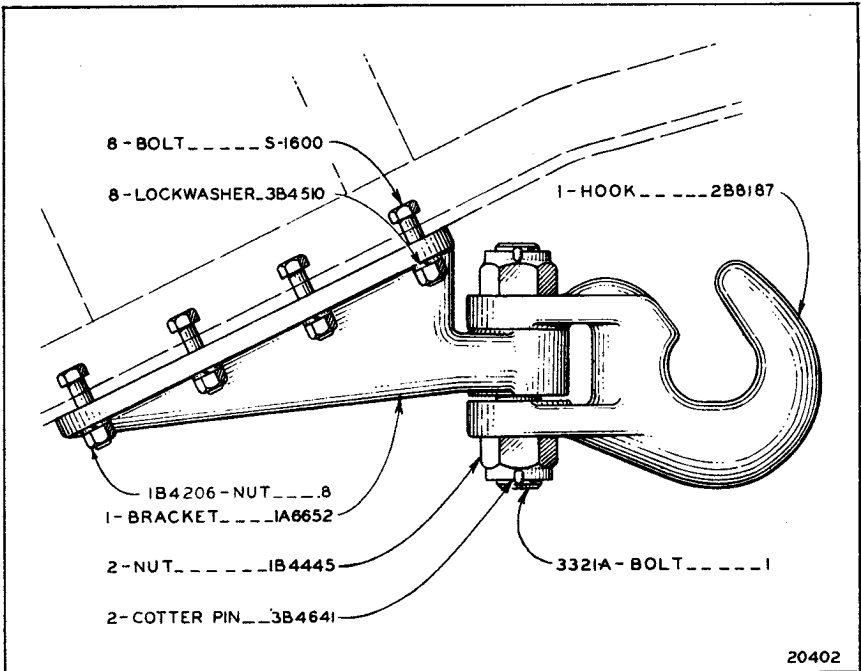


**IB4851 FRONT PULL HOOK GROUP**

ALWAYS GIVE SERIAL NUMBER WHEN ORDERING PARTS



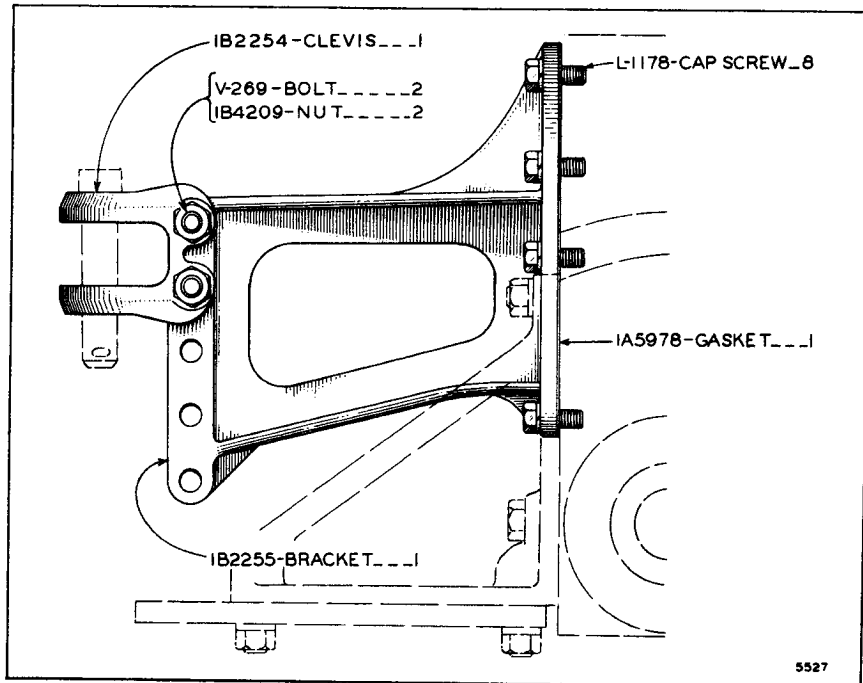
**IB3346 FRONT PULL HOOK GROUP**  
For use with IB3398 Front Bumper Group



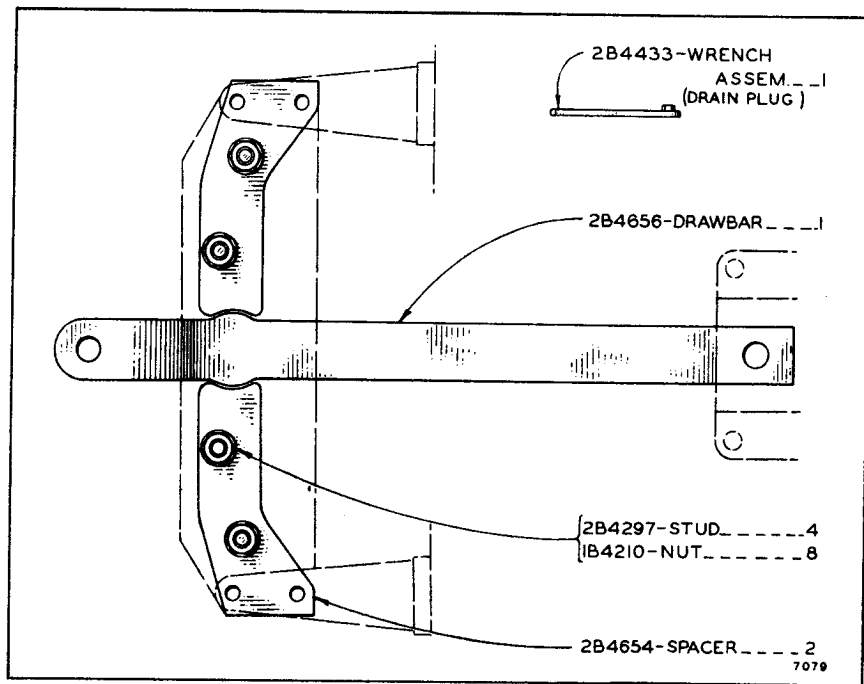
20402

**IB7754 FRONT PULL HOOK GROUP**  
For use with Crankcase Guard

ALWAYS GIVE SERIAL NUMBER WHEN ORDERING PARTS

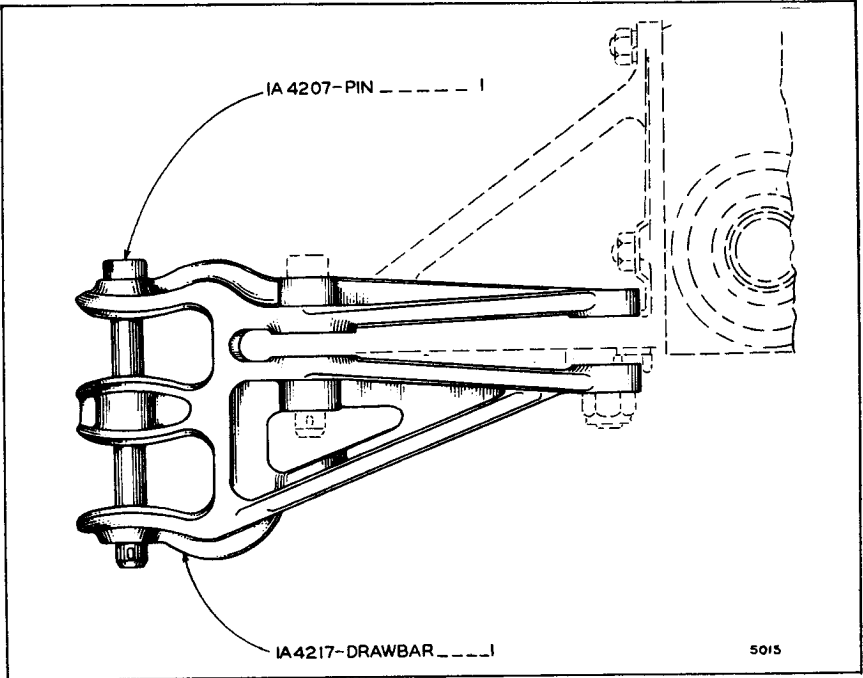


IB2071 HIGH DRAWBAR GROUP

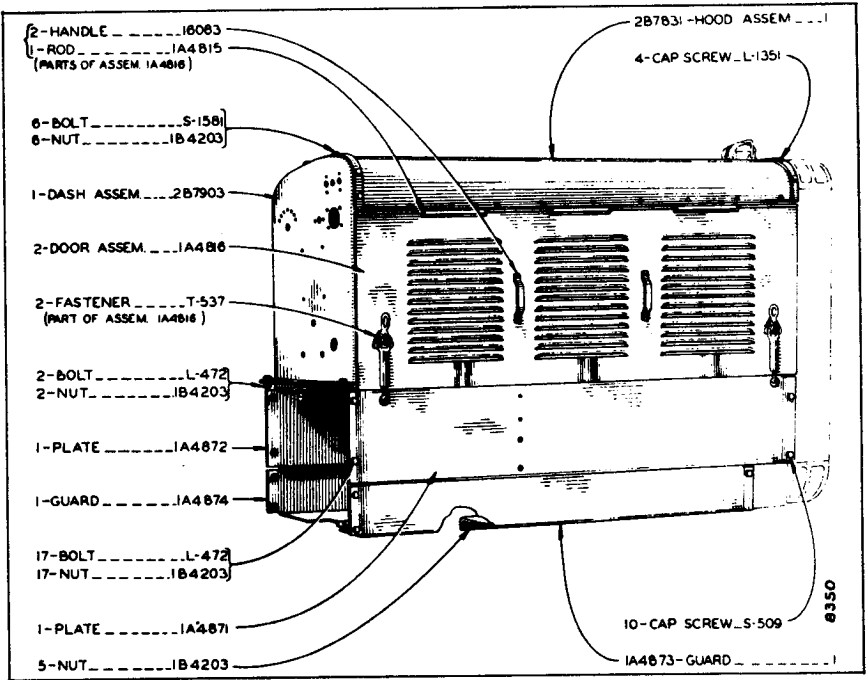


2B4655 NON-SWINGING DRAWBAR GROUP

ALWAYS GIVE SERIAL NUMBER WHEN ORDERING PARTS



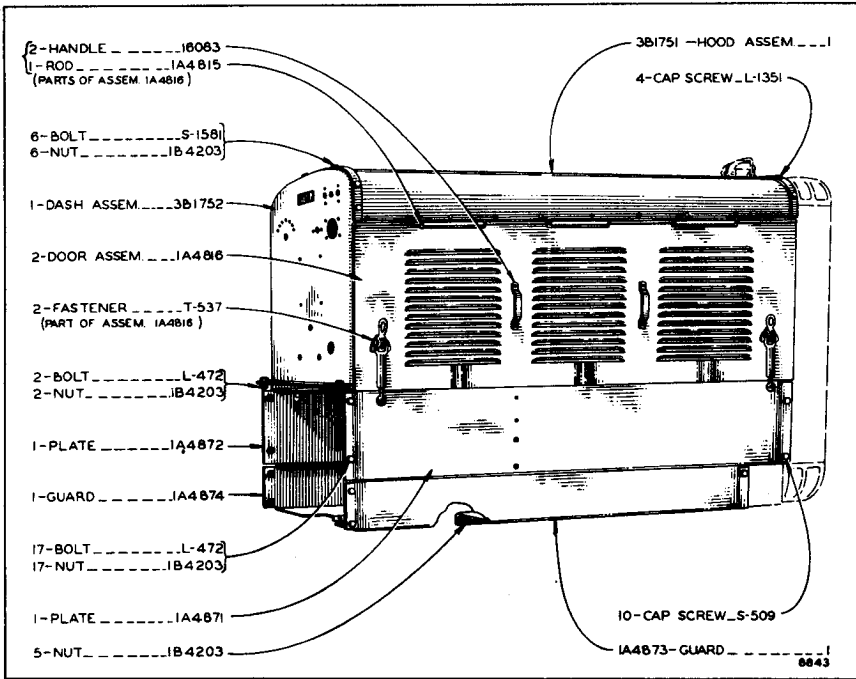
**1B1071 UNIVERSAL DRAWBAR GROUP**  
Serial No. 5A757 to 5A935 Inclusive



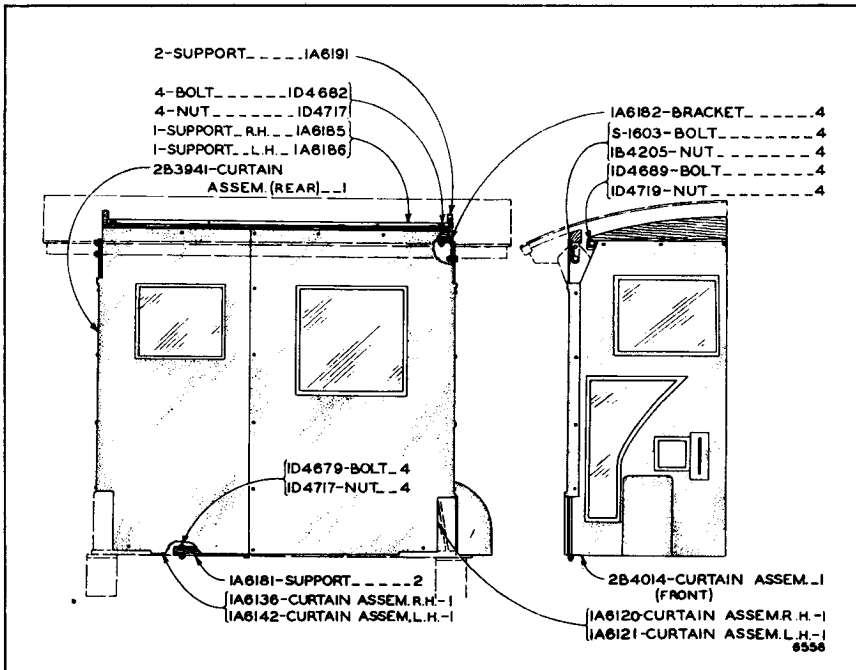
**2B4158 HOOD GROUP (With Doors)**

ALWAYS GIVE SERIAL NUMBER WHEN ORDERING PARTS



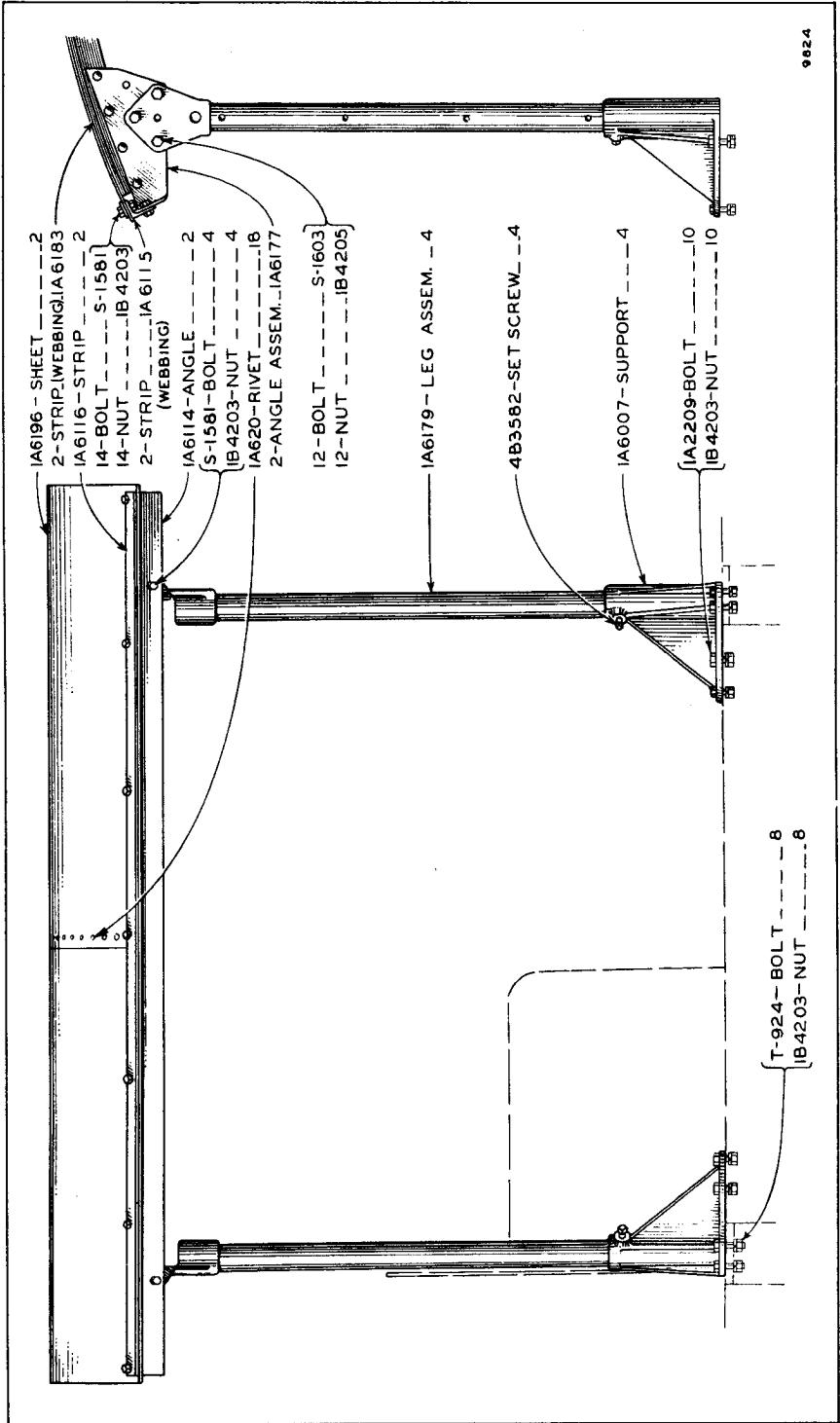


3B1750 HOOD GROUP (With Doors)



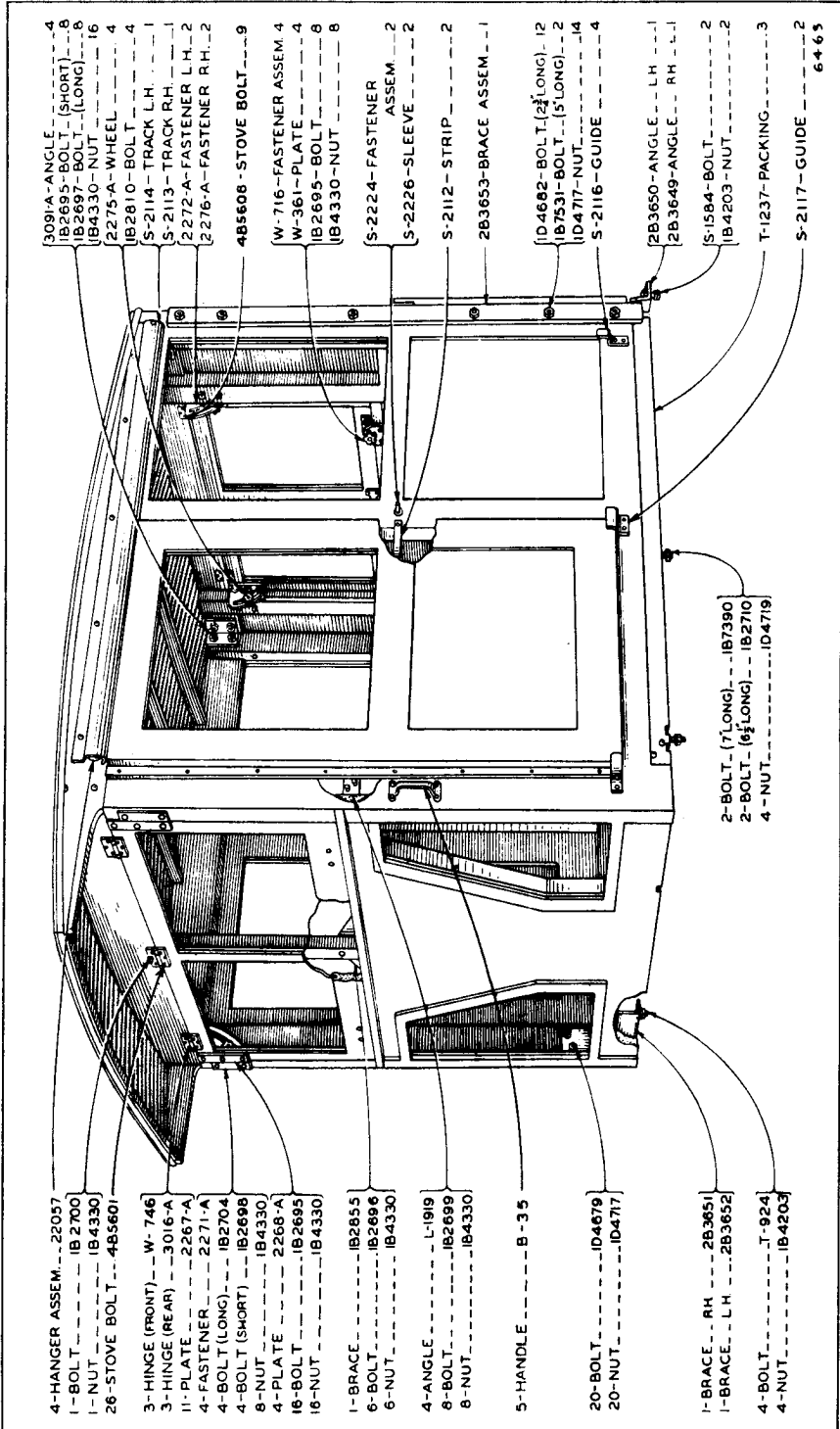
2B4013 CANOPY CURTAIN GROUP

ALWAYS GIVE SERIAL NUMBER WHEN ORDERING PARTS



2B3950 CANOPY TOP GROUP

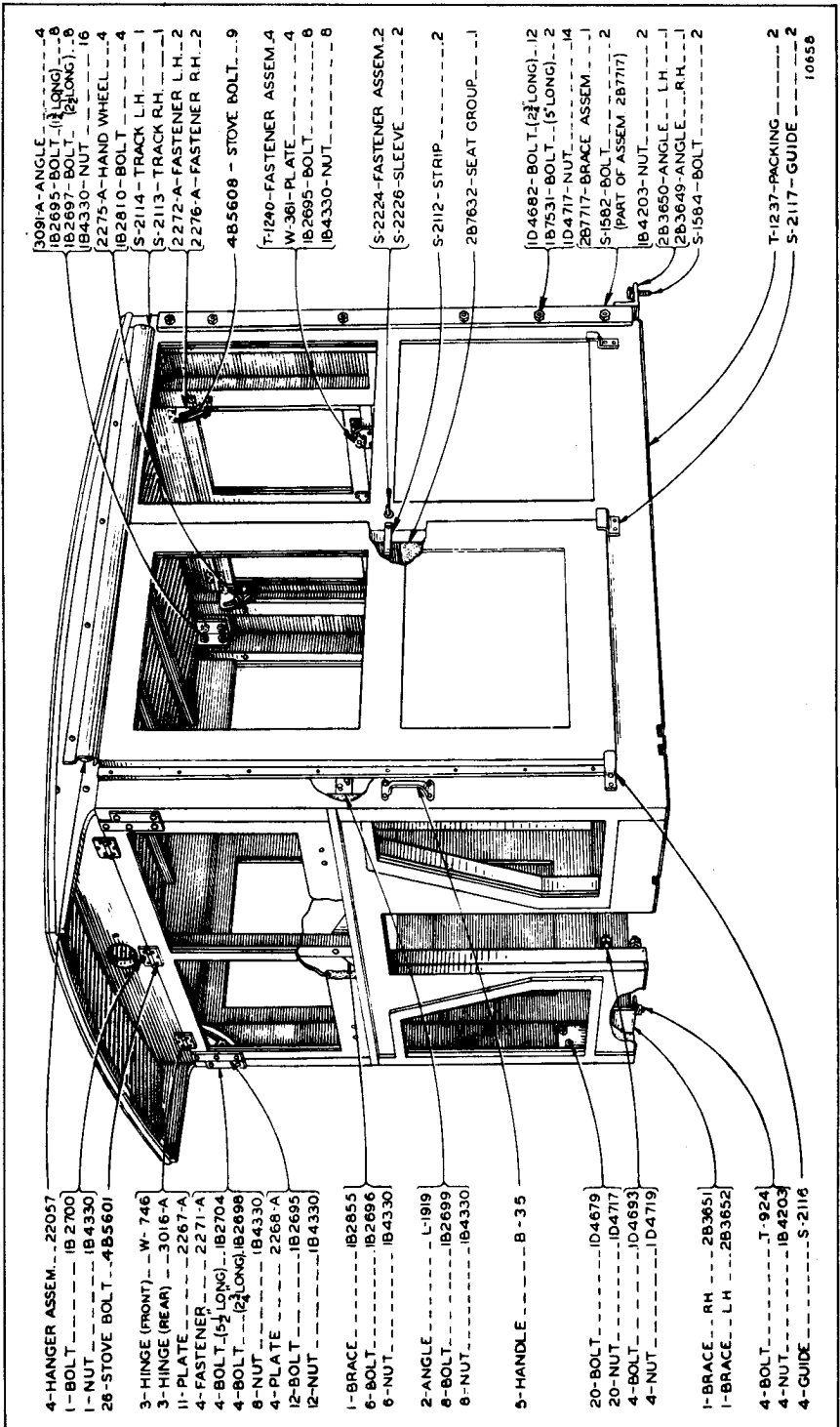
ALWAYS GIVE SERIAL NUMBER WHEN ORDERING PARTS



**2B3754 CAB GROUP**

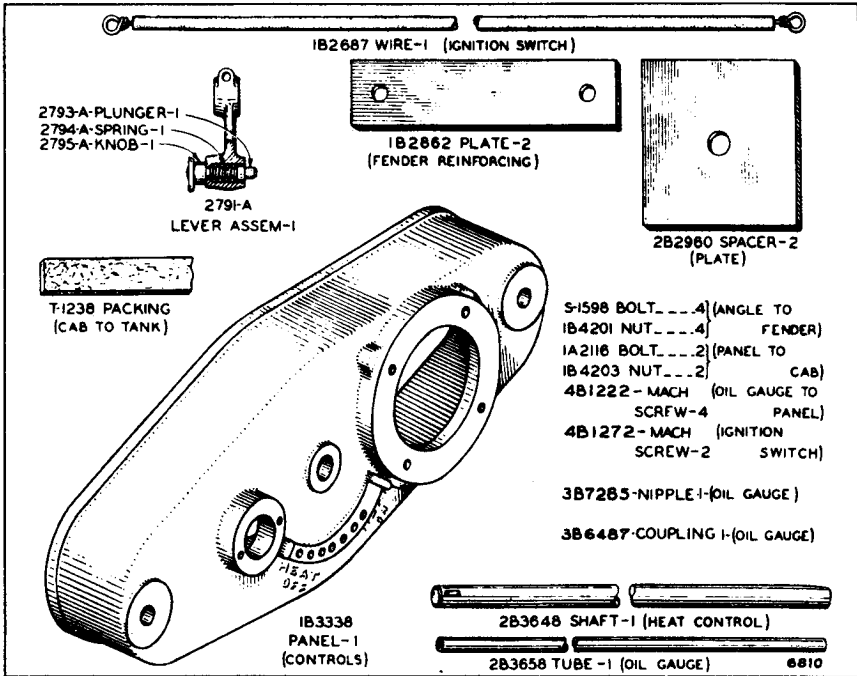
Only separate parts serviced. When complete Group is required order 2B7659.

ALWAYS GIVE SERIAL NUMBER WHEN ORDERING PARTS

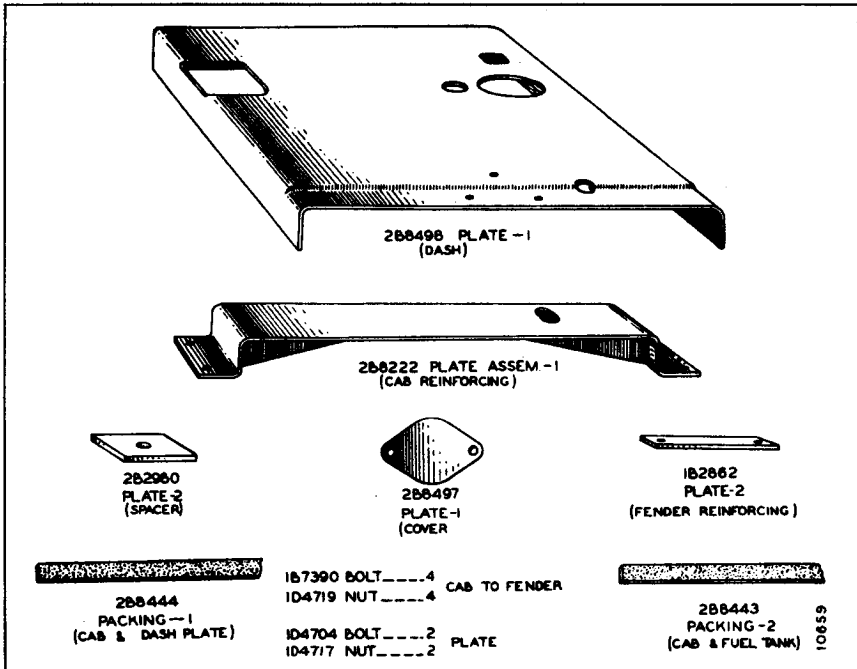


287659 CAB GROUP

ALWAYS GIVE SERIAL NUMBER WHEN ORDERING PARTS

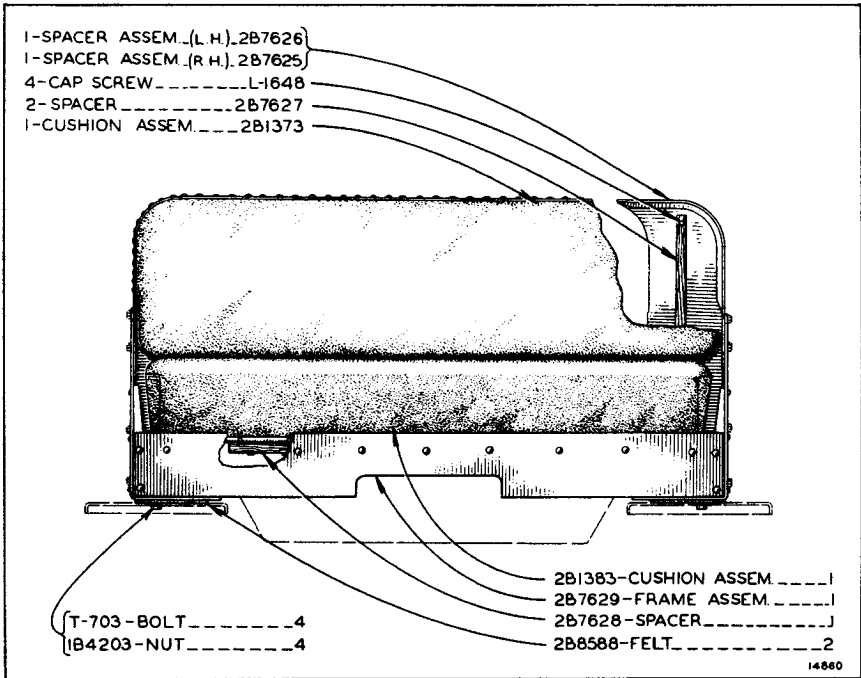


MISCELLANEOUS CAB PARTS  
Part of 2B3754 Cab Group



MISCELLANEOUS CAB PARTS  
Part of 2B7659 Cab Group

ALWAYS GIVE SERIAL NUMBER WHEN ORDERING PARTS



**2B7727 WIDE SEAT GROUP**  
 Part of 2B7659 Cab Group

### 1B5317 Alcohol Fuel System Group

Consists of:

- 1 IA9102 Auxiliary Fuel Tank Group ..... Page 93
- 1 IA9929 Carburetor

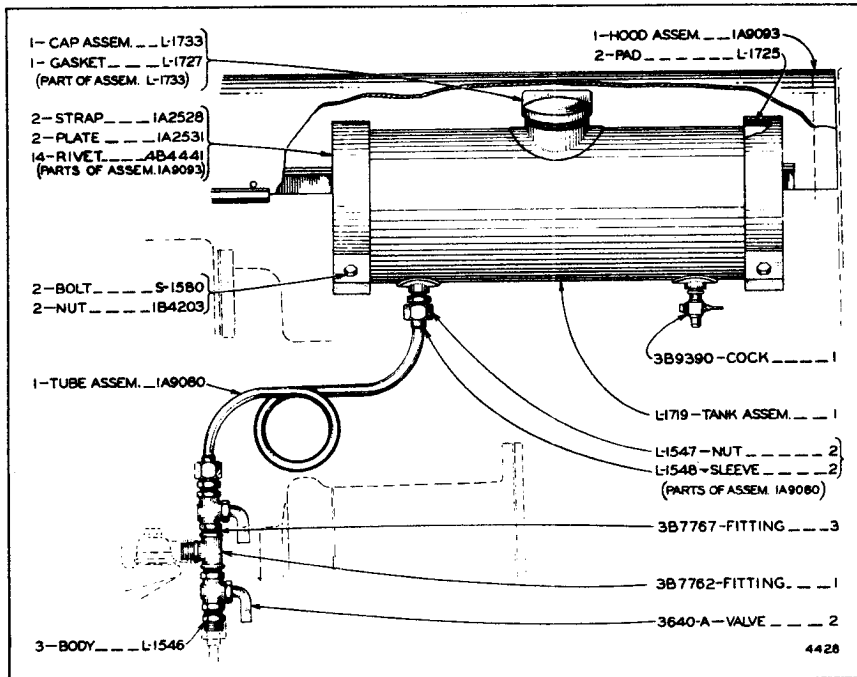
For use on machines which are equipped with  
 1B5260 Fuel Pump.

### 1B2081 Kerosene Fuel System Group

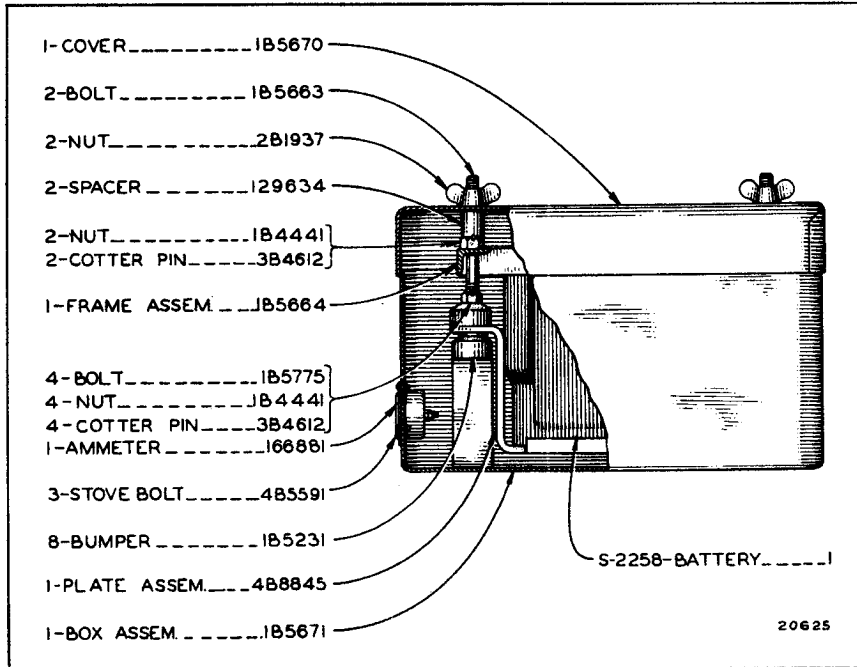
Consists of:

- 1 IA9102 Auxiliary Fuel Tank Group ..... Page 93
- 1 IB2070 Radiator Curtain Group ..... Page 79
- 4 IB2495 Low Compression Piston Assembly

The piston Assembly 1B2495 consists of the  
 same plate, cap screws and locks as the standard  
 piston.

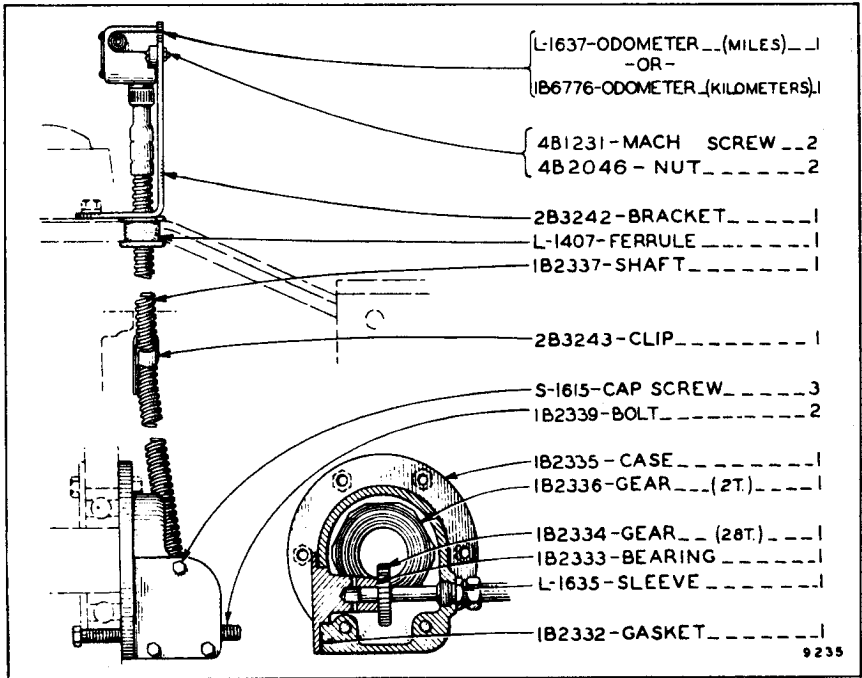


IA9102 AUXILIARY FUEL TANK GROUP

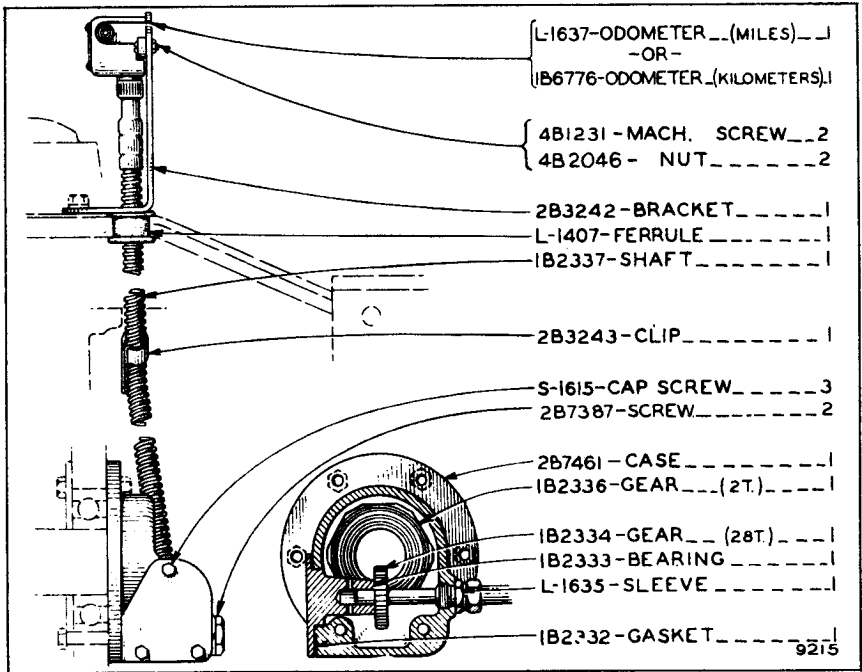


2B9370 BATTERY AND BOX GROUP (6 Volt)

ALWAYS GIVE SERIAL NUMBER WHEN ORDERING PARTS



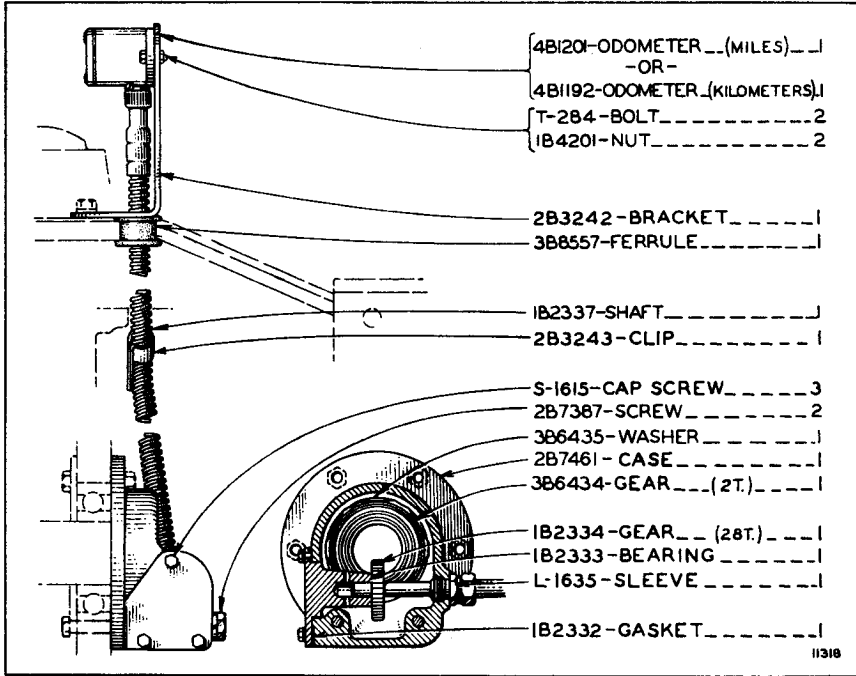
283244 ODOMETER GROUP (Miles)—First Type  
 285425 ODOMETER GROUP (Kilometers)—First Type



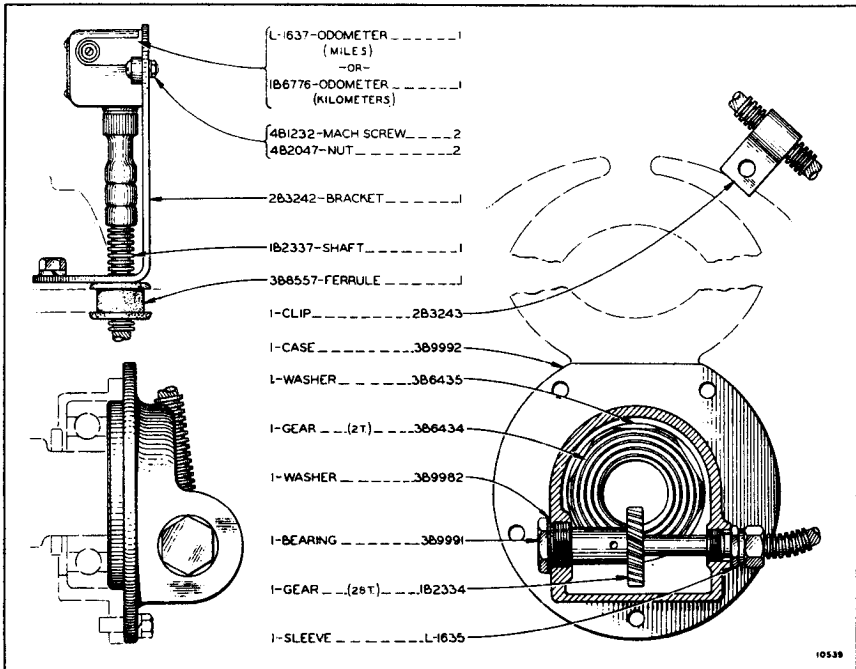
283244 ODOMETER GROUP (Miles)—Second Type  
 285425 ODOMETER GROUP (Kilometers)—Second Type

ALWAYS GIVE SERIAL NUMBER WHEN ORDERING PARTS



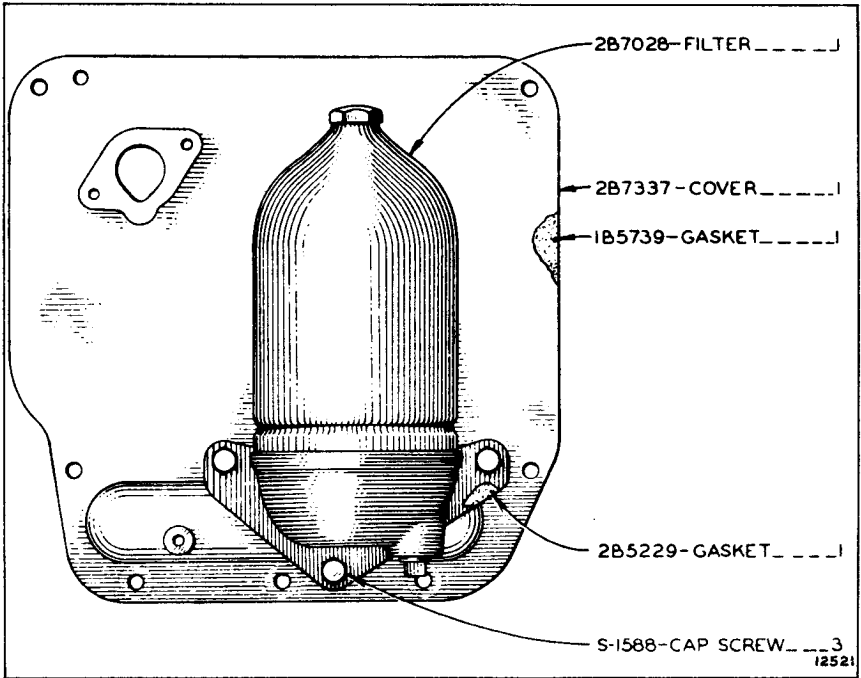


283244 ODOMETER GROUP (Miles)—Third Type  
 285425 ODOMETER GROUP (Kilometers)—Third Type

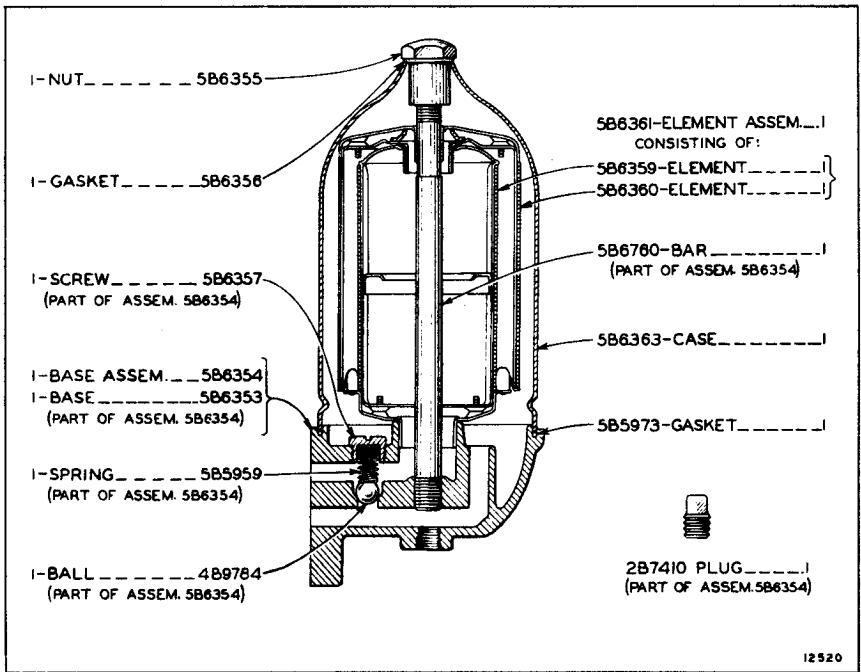


4821 ODOMETER GROUP (Miles)  
 48129 ODOMETER GROUP (Kilometers)

ALWAYS GIVE SERIAL NUMBER WHEN ORDERING PARTS

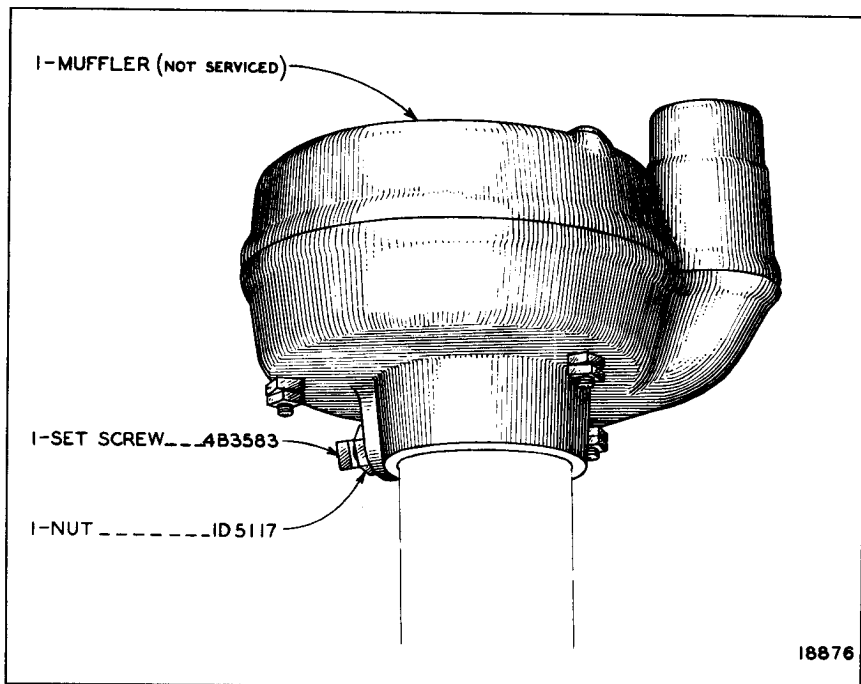


286146 OIL FILTER GROUP

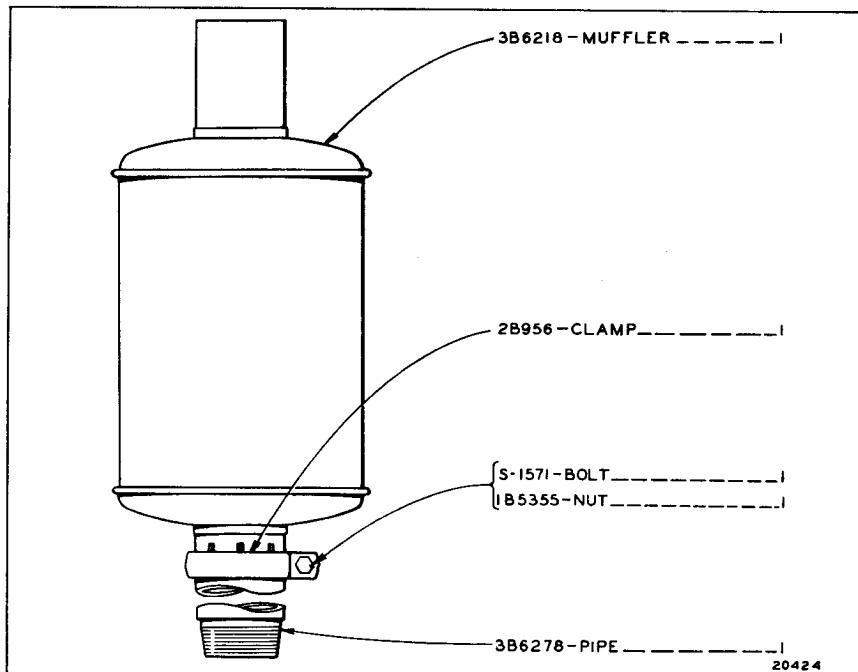


2B7028 OIL FILTER

ALWAYS GIVE SERIAL NUMBER WHEN ORDERING PARTS

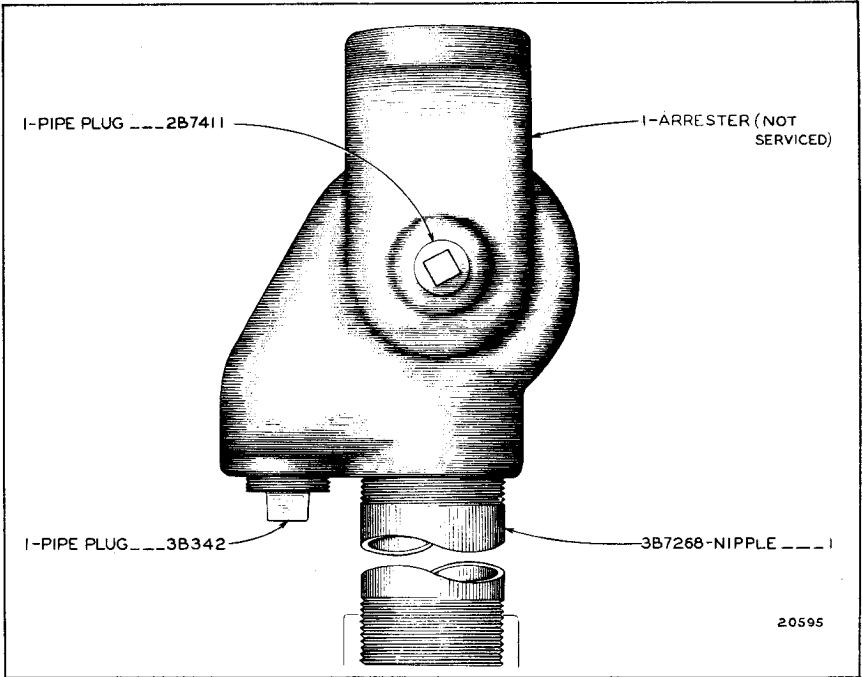


R-418A MUFFLER GROUP



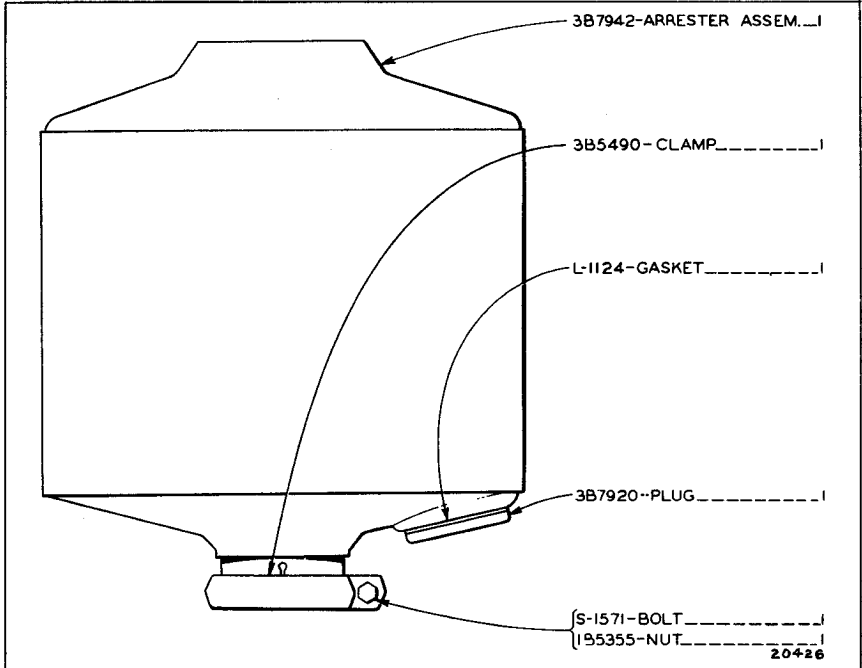
3B6271 MUFFLER GROUP

ALWAYS GIVE SERIAL NUMBER WHEN ORDERING PARTS



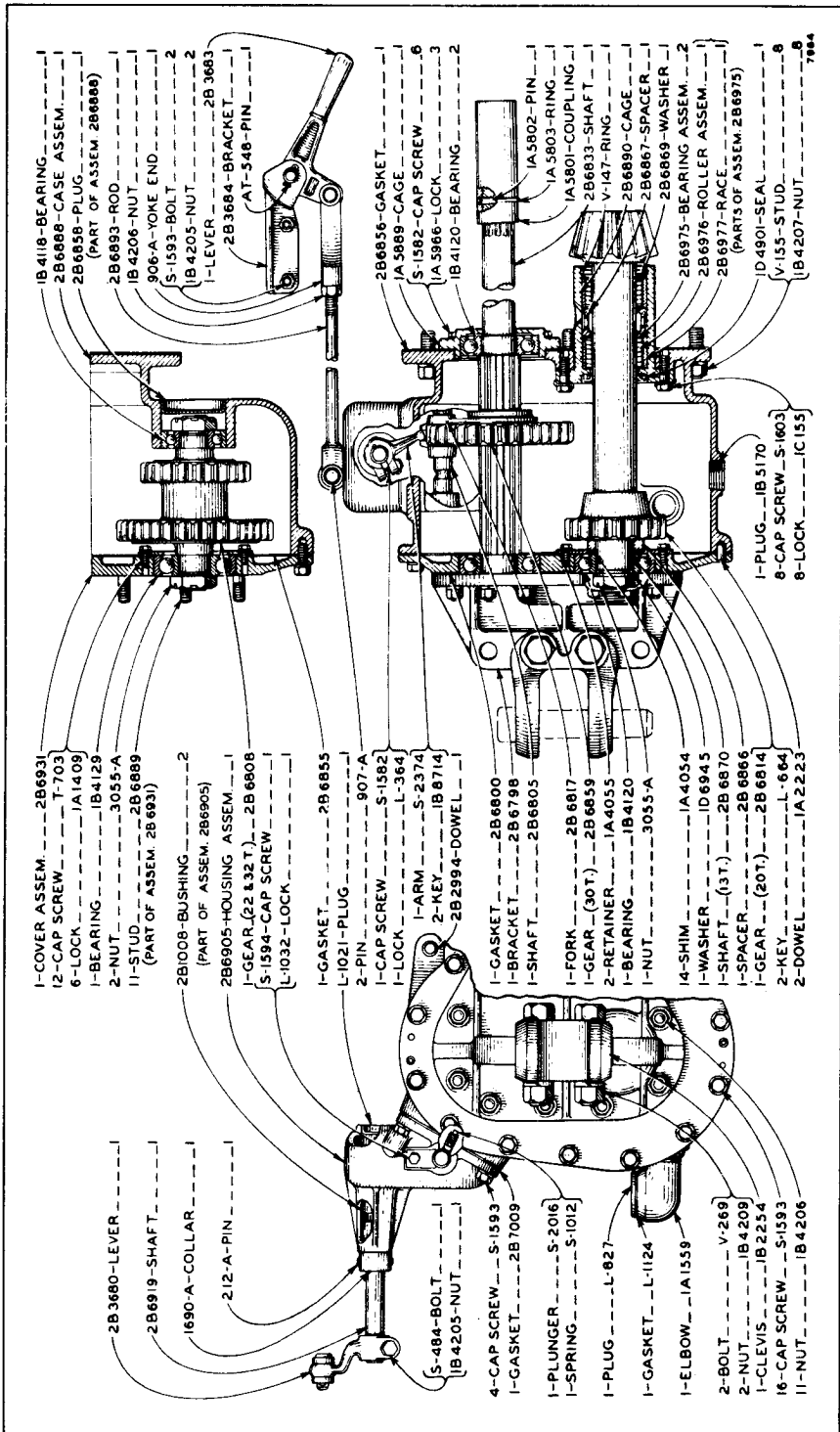
**IA9157 SPARK ARRESTER GROUP**

Only separate parts serviced. When complete group is required order 3B5265.



**3B5265 SPARK ARRESTER GROUP**

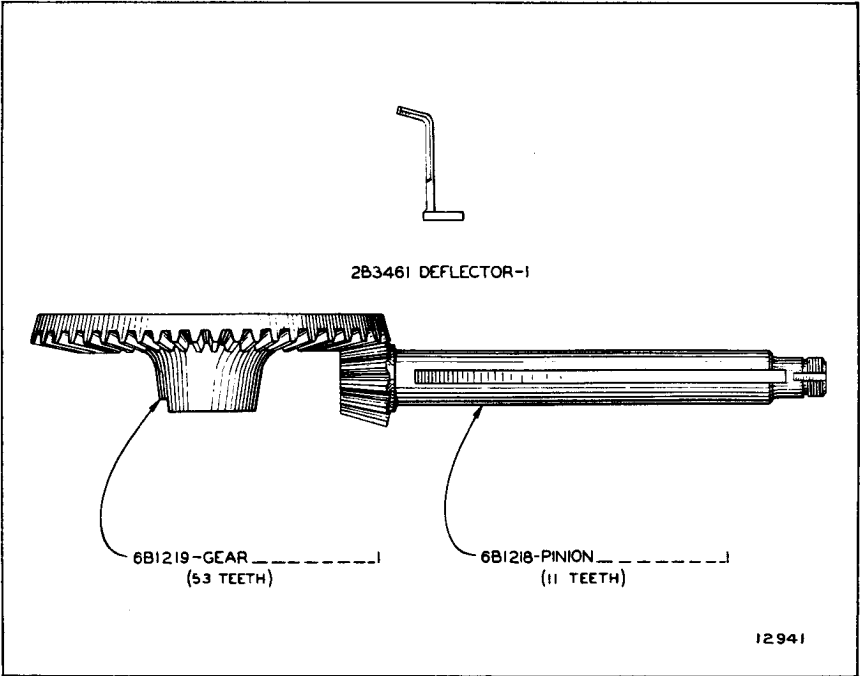
ALWAYS GIVE SERIAL NUMBER WHEN ORDERING PARTS



2B6565 AUXILIARY TRANSMISSION GROUP

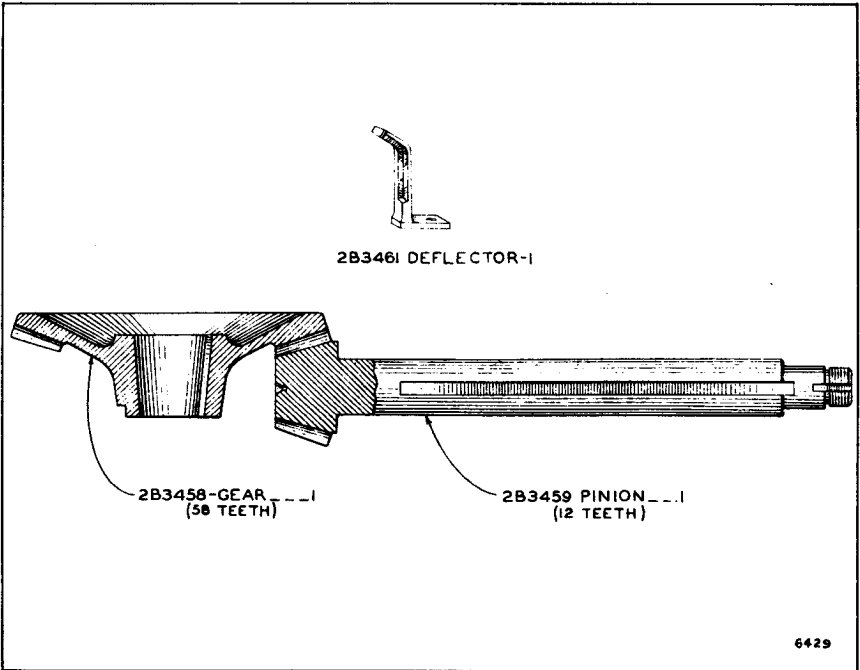
This group provides for fifth speed of 7.98 M.P.H. at 850 R.P.M.

Only separate parts serviced.



**6B1221 SPECIAL BEVEL GEAR GROUP**

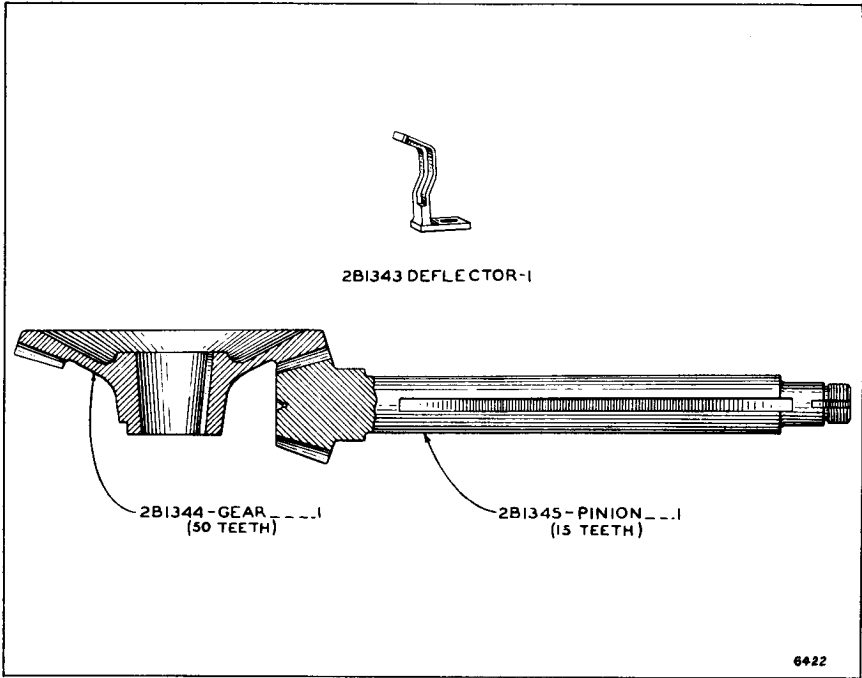
When used with Standard Transmission and Final Drive Gears, this group provides the following speeds: First—1.40, Second—2.18, Third—3.02, Fourth—4.16 and Reverse—1.69 M.P.H.



**2B3474 SPECIAL BEVEL GEAR GROUP**

When used with Standard Transmission and Final Drive Gears, this group provides the following speeds: First—1.40, Second—2.18, Third—3.02, Fourth—4.16 and Reverse—1.69 M.P.H.

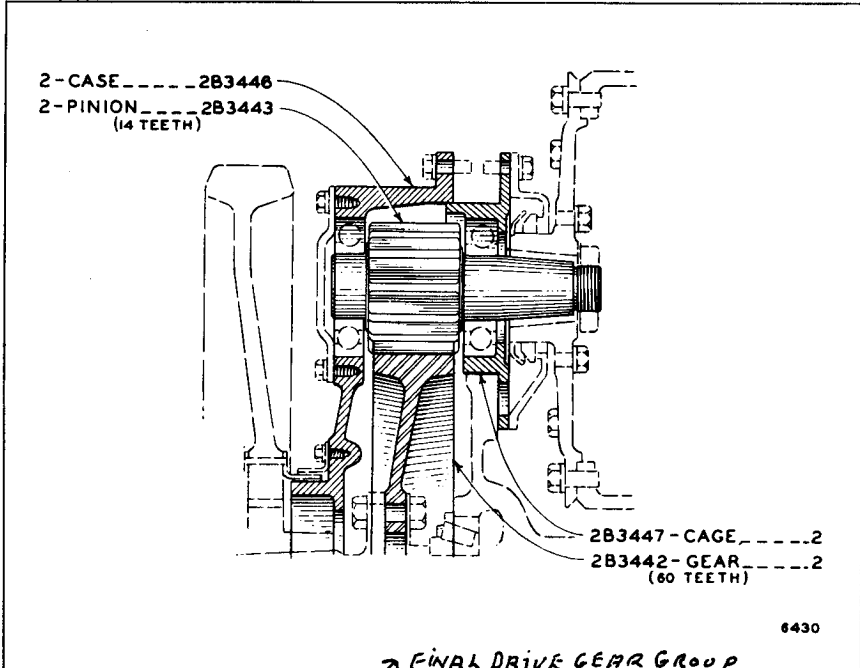
ALWAYS GIVE SERIAL NUMBER WHEN ORDERING PARTS



**2B1346 SPECIAL BEVEL GEAR GROUP**

When used with Standard Transmission and Final Drive Gears, this group provides a 29% increase in speed.

6422



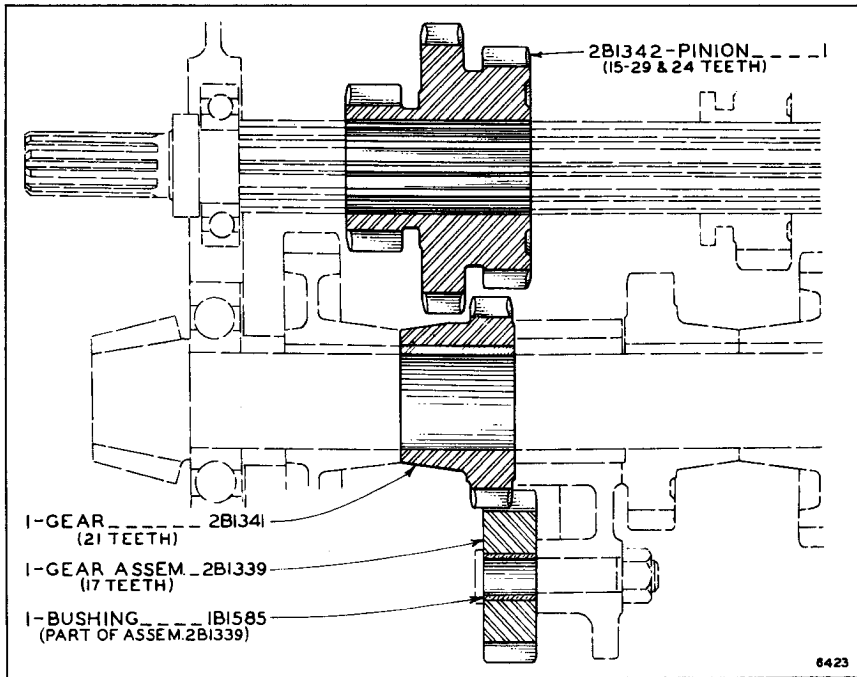
**FINAL DRIVE GEAR GROUP**

**2B3409 SPECIAL BEVEL GEAR GROUP**

When used with Standard Transmission and Final Drive Gears, this group provides the following speeds: First—1.89, Second—2.94, Third—4.07, Fourth—5.61, and Reverse 2.28 M.P.H.

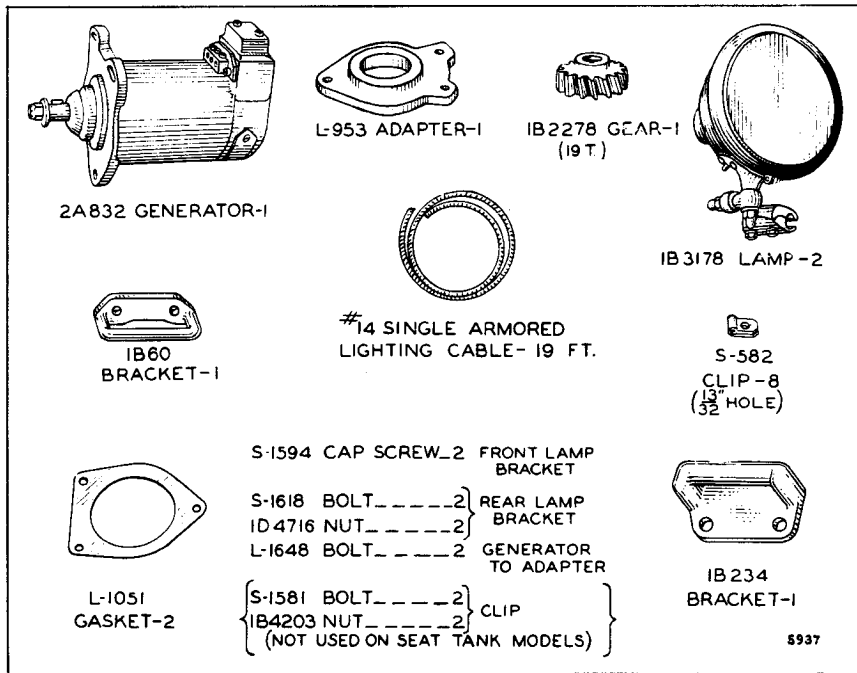
ALWAYS GIVE SERIAL NUMBER WHEN ORDERING PARTS

6430



**2B1347 SPECIAL BEVEL GEAR GROUP**

When used with standard bevel and final drive gears, this group provides a fourth speed of 5.05 M.P.H.

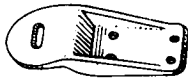


**2B2087 LIFTING SYSTEM GROUP—Without Battery—For use without Cab**  
Only separate parts serviced. When complete group is required order 2B9068.

ALWAYS GIVE SERIAL NUMBER WHEN ORDERING PARTS







2B4551  
BRACKET-2



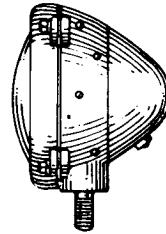
IB1301 DASH LAMP-1



2B8352  
WASHER-2



S-530 CLIP-10



4B1172 LAMP (7  $\frac{3}{8}$ " DIA.)-2

— OR —

2B6801 LAMP (9  $\frac{1}{2}$ " DIA.)-2

21924

- 2B6688 GENERATOR GROUP \_\_\_\_\_ 1
- 4B9389 LOOM \_\_\_\_\_ 24 FT.
- 4B9388 WIRE \_\_\_\_\_ 24 FT.
- IB4206 NUT \_\_\_\_\_ 2 (LAMP)
- S-1581 BOLT \_\_\_\_\_ 4 (REAR LAMP
- IB4203 NUT \_\_\_\_\_ 4) BRACKET)
- S-1594 CAP SCREW \_\_\_\_\_ 4 (FRONT BRACKET)
- 4B5593 STOVE BOLT \_\_\_\_\_ 2 (DASH LAMP)

2B9068 LIGHTING SYSTEM GROUP—Without Battery—For use without Cab  
2B6688 parts shown on Page 112.

L-1928 BOX-1

L-1051 GASKET-2

166881 AMMETER-1

S-2258 BATTERY-1

L-1932 SPACER-2

1A430 SWITCH-1

IB2278 GEAR-1 (197)

4B9388 - CABLE-25FT

IB60 BRACKET-1

L-2040 BRACKET-1

S-1581 BOLT \_\_\_\_\_ 4

IB4203 NUT \_\_\_\_\_ 4

S-1594 CAP SCREW \_\_\_\_\_ 2

LAMP BRACKET

IB234 BRACKET-1

IB3178 LAMP-2

S-2254 CLAMP ASSEM-1

L-1933 BRACKET-2

IB4677 BOLT \_\_\_\_\_ 4

BATTERY BOX BRACKET

OR

IB86 LAMP-2

S-582 CLIP-8 (1/2 HOLE)

L-1933 BRACKET-2

ID4717 NUT \_\_\_\_\_ 4

BATTERY BOX BRACKET

S2255 CAP SCREW \_\_\_\_\_ 2

BATTERY CLAMP

L-953 ADAPTOR-1

IB488 BOLT \_\_\_\_\_ 2

GENERATOR FLANGE

4B5591 - STOVE - AMMETER BOLT-3

S-1018 BOLT \_\_\_\_\_ 2

LAMP BRACKET

IB5785 GENERATOR-1

ID4716 NUT \_\_\_\_\_ 2

S-1581 BOLT \_\_\_\_\_ 2

CLIP

IB4203 NUT \_\_\_\_\_ 2

4B1221 - MACH SCREW-4

SWITCH BRACKET

IB1012 GENERATOR-1

4B2043-NUT-4

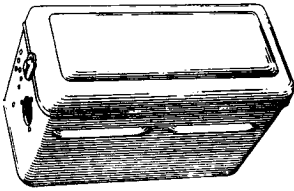
S-2250 PLATE ASSEM-1

5534


1B2076 LIGHTING SYSTEM GROUP—With Battery—For use without Cab (First Type)  
Battery and Box shown on Page 93

Only separate parts serviced. When complete group is required order 2B9169.


ALWAYS GIVE SERIAL NUMBER WHEN ORDERING PARTS



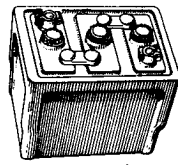
L-1928 BOX-1




4B9388-CABLE-32FT




S-582 CLIP-6 (1/8" HOLE)




S-2258 BATTERY-1



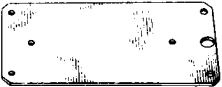
IB2278 GEAR-1 (197)




L-1932 SPACER-2




IB234 BRACKET-2




S-2250 PLATE ASSEM-1




166881 AMMETER-1




1A 430 SWITCH-1




S-2254 CLAMP ASSEM-1




L-1051 GASKET-2




L-953 ADAPTER-1



1C1976 WASHER-4



IB 4971 SPACER-4



IB5785 GENERATOR

L1048 BOLT-----2-GENERATOR FLANGE

S-1594 CAP SCREW-----2-FRONT LAMP BRACKET

S-1581 BOLT-----2 REAR LAMP BRACKET

IB4203 NUT-----2


4B5592-STOVE BOLT--4 (SWITCH)

ID4679 BOLT-----4 BATTERY BOX

ID4717 NUT-----4

S-2255 CAP SCREW-----2-BATTERY CLAMP


4B5592-STOVE BOLT\_3 (AMMETER)




IB3178 LAMP-2

8177


IB2076 LIGHTING SYSTEM GROUP—With Battery—For use without Cab (Second Type)  
 Battery and Box shown on Page 93  
 Only separate parts serviced. When complete group is required order 2B9169.




2B4551 BRACKET-2



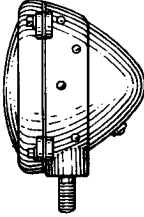
IB 3310 WASHER-4



T-375 SPACER-4



2B8352 WASHER-2



4B1172 LAMP (7 3/8" DIA.)-2  
 -OR-  
 2B6801 LAMP (9 1/2" DIA.) 2

2B6686-GENERATOR GROUP-----1

2B9370-BATTERY & BOX GROUP-----1

4B9389-LOOM-----42 FT.

4B9386-WIRE-----42 FT.

IB 4206 NUT-----2 (LAMP)

S-1581 BOLT-----4 (REAR LAMP BRACKET)

IB4203 NUT-----4 (BATTERY BOX)


S-1584 BOLT-----4 (BATTERY BOX)

IB4205 NUT-----4 (BATTERY BOX)


S-1594 CAP SCREW-----4 (FRONT BRACKET)

4B5591 STOVE BOLT\_4 (SWITCH)


4B5593 STOVE BOLT\_2 (DASH LAMP)



IB 1301 DASH LAMP-1



1A 430 SWITCH-1



S-550 CLIP-10

21925

2B9169 LIGHTING SYSTEM GROUP—With Battery—For use without Cab  
 2B6686 parts shown on Page 112. Battery and Box shown on Page 93.

ALWAYS GIVE SERIAL NUMBER WHEN ORDERING PARTS

S-1594 CAP SCREW-2  
(FRONT LAMP BRACKET)

S-1618 BOLT-2  
ID4716 NUT-2  
(REAR LAMP BRACKET)

4B1221  
MACH. SCREW-4  
4B2043 - NUT-4  
(SWITCH)

4B9388  
CABLE -24 FT.

4B5597  
STOVE BOLT-2  
(REAR LAMP WIRE  
CLIP)

1B60 BRACKET-1  
(REAR LAMP)

1A5350 CLIP-2  
(REAR LAMP WIRE)

2B1949 LAMP-2

1A430  
SWITCH-1

1B234 BRACKET-1  
(FRONT LAMP)

21290

1B5351 LIGHTING SYSTEM GROUP—For use without Cab—With Starter  
Only separate parts serviced. When complete group is required order 2B9448.

1A430  
SWITCH-1

3B9889  
DASH LAMP-1

2B6352  
WASHER-2

S-550  
CLIP-12  
( $\frac{1}{32}$ " HOLE)

4B9233  
CLIP-2  
( $\frac{1}{32}$ " HOLE)

4B1171 LAMP ( $7\frac{3}{8}$ " DIA.)-2  
- OR -  
2B6801 LAMP ( $9\frac{1}{2}$ " DIA.)-2

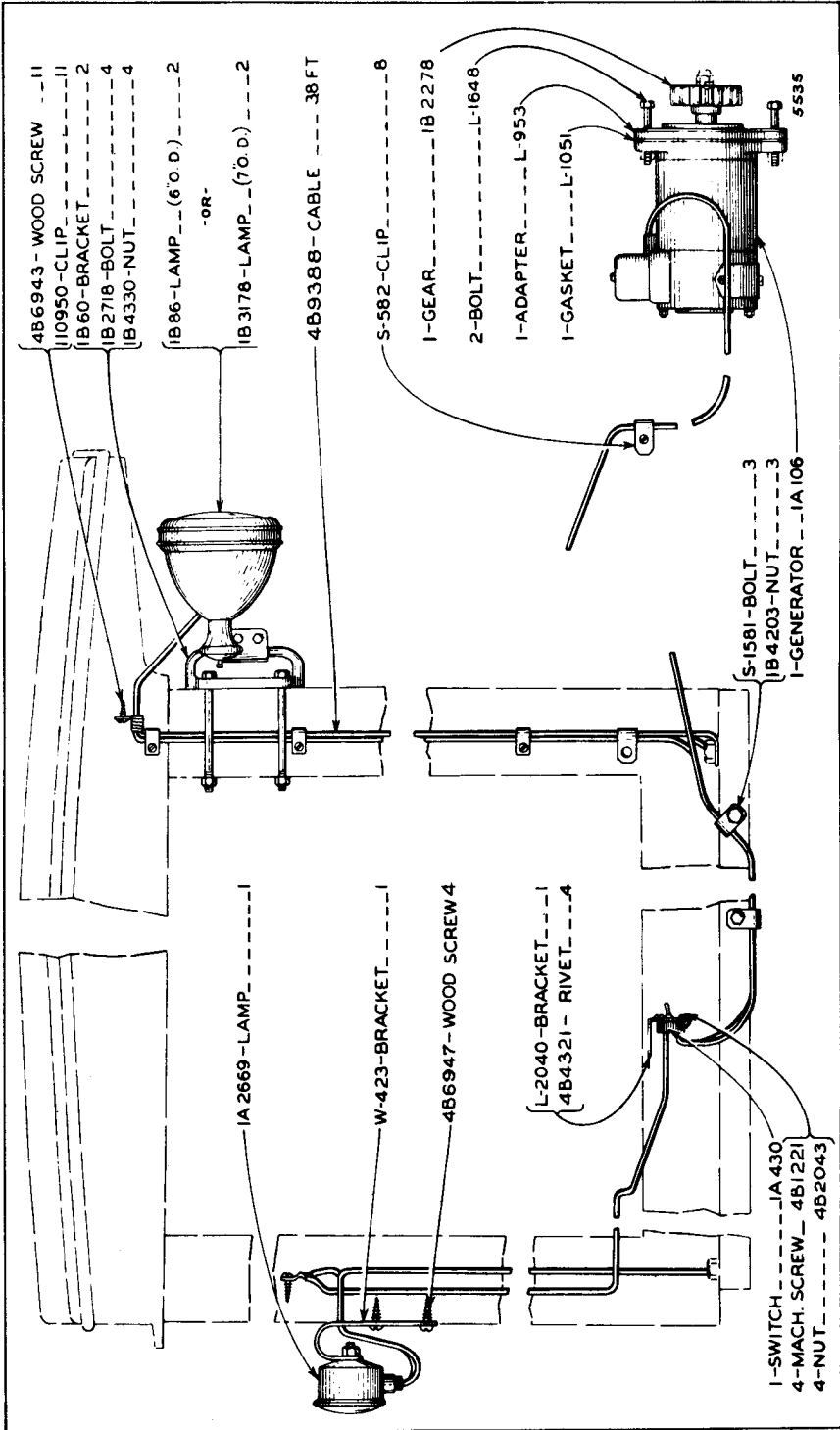
2B4551  
BRACKET-2

|                   |       |             |
|-------------------|-------|-------------|
| 4B9388 WIRE       | ----- | 52 FT.      |
| 4B9389 LOOM       | ----- | 52 FT.      |
| 1B4206 NUT        | ----- | 2 LAMP      |
| S-1594 CAP SCREW  | ----- | 4 } LAMP    |
| S-1581 BOLT       | ----- | 4 } BRACKET |
| 1B4203 NUT        | ----- | 4 }         |
| L-478 BOLT        | ----- | 1 } CLIP    |
| 1B4203 NUT        | ----- | 1 }         |
| 4B6593 STOVE BOLT | ----- | 4 DASH LAMP |
| 4B5591 STOVE BOLT | ----- | 4 SWITCH    |

21291

2B9448 LIGHTING SYSTEM GROUP—For use without Cab—With Starter

ALWAYS GIVE SERIAL NUMBER WHEN ORDERING PARTS



**IB2077 LIGHTING SYSTEM GROUP—Without Battery—For use without Cab**  
 Only separate parts serviced. When complete group is required order 289277.

ALWAYS GIVE SERIAL NUMBER WHEN ORDERING PARTS

L-1051  
GASKET-2

IB 60  
BRACKET-2

L-953  
ADAPTER-1

IB3178 LAMP-2

1A2669  
TAIL LAMP-1

110950 CLIP-15  
( $\frac{13}{64}$ " HOLE)

2A832 GENERATOR-1

S-582  
CLIP-5  
( $\frac{13}{32}$ " HOLE)

W-423  
BRACKET-1

4B9388 - CABLE 40FT.  
IB2718 BOLT---4 } BRACKET  
IB4330 NUT---4 } TO CAB  
L:1648 BOLT---2 - GENERATOR

IB2278  
GEAR (19T.)-1  
7064

2B2131 LIGHTING SYSTEM GROUP—Without Battery—For use with Cab  
Only separate parts serviced. When complete group is required order 2B9277.

IB1301  
DASH LAMP-1

2B6186  
BRACKET-2

2B9375  
TAIL LAMP-1

4B1172 LAMP ( $7\frac{3}{8}$ " DIA.)-2  
—OR—  
2B6801 LAMP ( $9\frac{1}{2}$ " DIA.)-2

W-423 BRACKET-1

2B8352 WASHER-2 ( $\frac{13}{32}$ " HOLE)

S-550 CLIP-5 ( $\frac{13}{32}$ " HOLE)

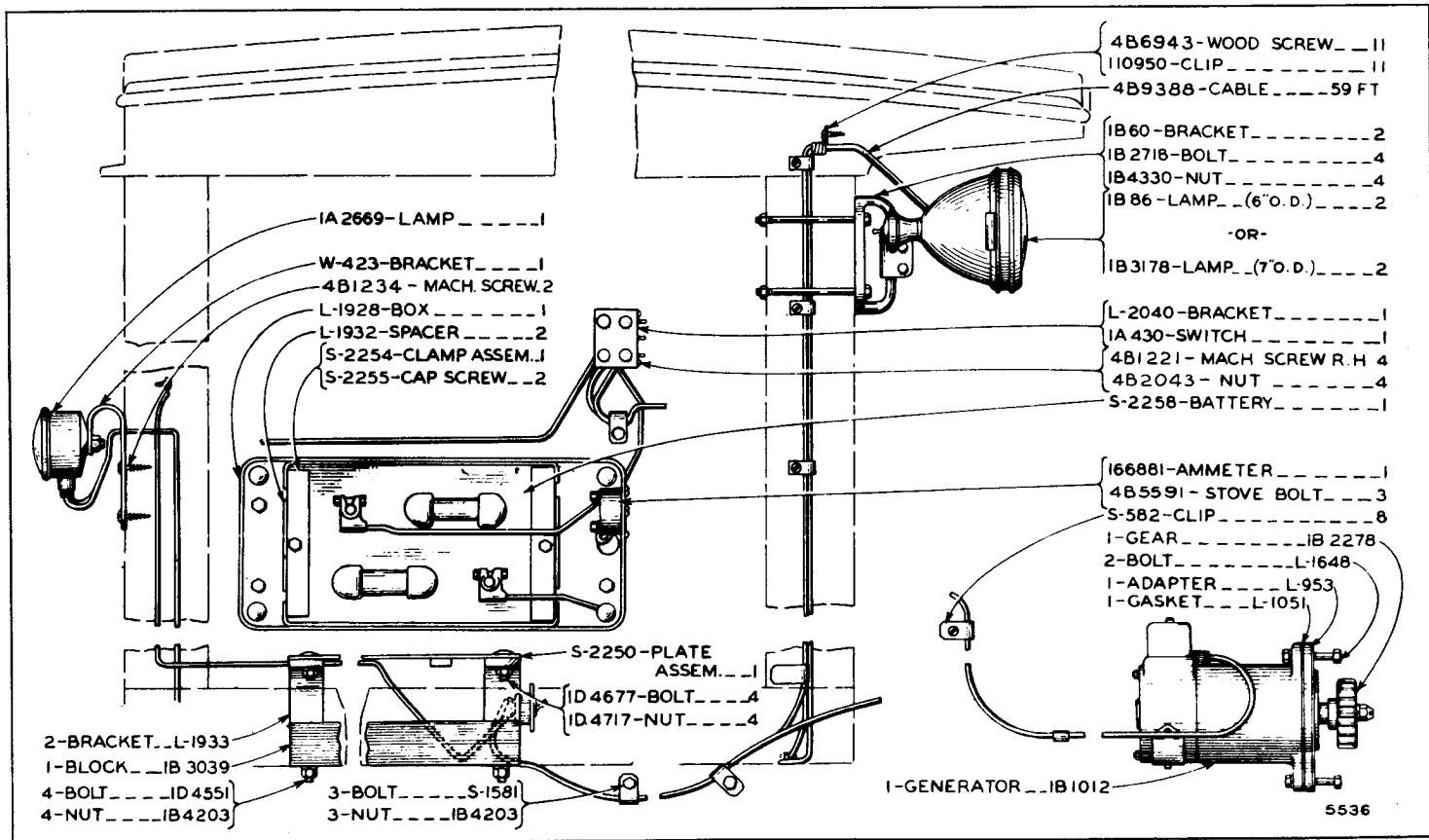
4B9232 CLIP-15 ( $\frac{7}{32}$ " HOLE)

2B6688 GENERATOR GROUP-----1  
4B9389 LOOM-----45 FT.  
4B9388 WIRE-----45 FT.  
IB4206 NUT-----2 (LAMP)  
ID4683 BOLT---(3")---4 }  
ID4717 NUT-----4 } LAMP  
2B9368 BOLT---(5 $\frac{3}{4}$ ")---4 } BRACKET  
ID4716 NUT-----4 }  
4B5593 STOVE BOLT---2 (DASH LAMP)

21926

2B9277 LIGHTING SYSTEM GROUP—Without Battery—For use with Cab  
2B6688 parts shown on Page 112.

ALWAYS GIVE SERIAL NUMBER WHEN ORDERING PARTS



**IB2078 LIGHTING SYSTEM GROUP—With Battery—For use with Cab (First Type)**  
 Battery and Box shown on Page 93.  
 Only separate parts serviced. When complete group is required order 2B9335.

L-1928 BATTERY BOX-1

L1051 GASKET-1

W-423 BRACKET-1

1B3178 LAMP-2

S-2258 BATTERY-1

L-1928 BATTERY BOX-1

110950 CLIP-11 (1/2 HOLE)

1A2669 TAIL LAMP-1

S-582 CLIP-8 (1/2 HOLE)

S-2250 PLATE ASSEM-1

L1932 SPACER-2

IA430 SWITCH-1

IB2278 GEAR-1 (19T)

IB3039 BLOCK-1

166881 AMMETER

L-953 ADAPTER-1

IB60 BRACKET-2

L1933 BRACKET-2

IB2718 BOLT-----4

IB4330 NUT-----4

4B9388 CABLE-----50 FT.

L1648 BOLT-----2-GENERATOR

4B5592 STOVE BOLT-----4-SWITCH

S-2255 CAP SCREW-----2-CLAMP ASSEM.

4B5591 STOVE BOLT-----3-AMMETER

S-1619 BOLT-----4

ID4717 NUT-----4

ID4677 BOLT-----4

ID4717 NUT-----4

FRONT LAMP BRACKET

1B5785 GENERATOR-1

-OR-

1B1012 GENERATOR-1

S-2254 CLAMP ASSEM.-1

6716

**1B2078 LIGHTING SYSTEM GROUP—With Battery—For use with Cab (Second Type)**

Battery and Box shown on Page 93.

Only separate parts serviced. When complete group is required order 2B9335.

110950 CLIP-11 (1/2 HOLE)

S-582 CLIP-10 (1/2 HOLE)

IA430 SWITCH-1

2B9375 TAIL LAMP-1

T-375 SPACER-4

IB3310 WASHER-4

2B8352 WASHER-2

W-423 BRACKET-1

1B1301 DASH LAMP-1

2B6686 GENERATOR GROUP-----1

2B9370 BATTERY & BOX GROUP-----1

2B9529 WIRE-----61 FT.

IB4206 NUT-----2 (FRONT LAMP)

ID4683 BOLT----- (3")-----4

ID4717 NUT-----4

2B9368 BOLT----- (5/4")-----4

ID4716 NUT-----4

S-1584 BOLT-----4

IB4205 NUT-----4

4B5591 STOVE BOLT-----4 (SWITCH)

4B5593 STOVE BOLT-----2 (DASH LAMP)

LAMP BRACKET

2B6186 BRACKET-2

4B1172 LAMP (7 3/8" DIA.)-2

-OR-


2B6801 LAMP (9 1/2" DIA.)-2

21927


**2B9335 LIGHTING SYSTEM GROUP—With Battery—For use with Cab**

2B6686 parts are shown on Page 112. Battery and Box shown on Page 93.






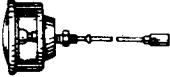
S-550  
CLIP-8  
( $\frac{13}{32}$ " HOLE)




489232  
CLIP-15  
( $\frac{7}{32}$ " HOLE)




1A430  
SWITCH-1




2B9446 TAIL LAMP-1



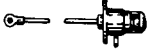
602-A  
CLIP-1  
( $\frac{17}{32}$ " HOLE)



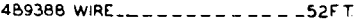
2B8352  
WASHER-2



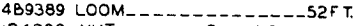
W-423  
BRACKET-1



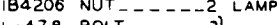
3B9889 DASH LAMP-1




4B9388 WIRE-----52F T.



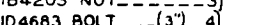
4B9389 LOOM-----52F T.



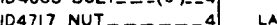
IB4206 NUT-----2 LAMP




L-478 BOLT-----3 CLIP



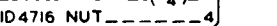
IB4203 NUT-----3 CLIP



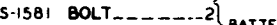
ID4683 BOLT-----3" 4 LAMP




ID4717 NUT-----4 LAMP




2B9369 BOLT-----5  $\frac{3}{4}$ " 4 BRACKET



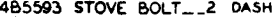
ID4716 NUT-----4 BRACKET




S-1581 BOLT-----2 BATTERY BOX



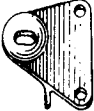
IB4203 NUT-----2 BATTERY BOX



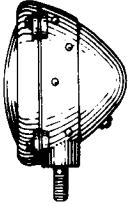
4B5591 STOVE BOLT-----4 SWITCH



4B5593 STOVE BOLT-----2 DASH LAMP



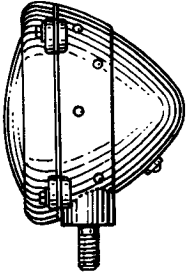
2B6186  
BRACKET-2



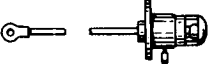
4B1171 LAMP ( $7\frac{3}{8}$ " DIA.)-2  
-OR-  
2B6802 LAMP ( $9\frac{1}{2}$ " DIA.)-2

21293


2B9450 LIGHTING SYSTEM GROUP—With Battery—For use with Cab  
Battery and Box shown on Page 93.




4B1172-LAMP ( $7\frac{3}{8}$ " DIA.)-4




IB1301 DASH LAMP-1




2B8352  
WASHER-4




S-550 CLIP-14  
( $\frac{13}{32}$ " HOLE)



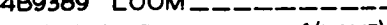
4B4186 GENERATOR GROUP-----1



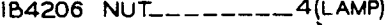
4B9388 WIRE-----37FT.




4B9389 LOOM-----37FT.




IB4206 NUT-----4(LAMP)




S-1581 BOLT-----8 } (REAR




IB4203 NUT-----8 } BRACKET)



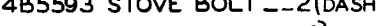
S-1594 CAP SCREW-----8(FRONT BRACKET)




4B5593 STOVE BOLT-----2(DASH LAMP)



L-472-BOLT-----4 } (CLIP)



IB4203-NUT-----4 } (CLIP)

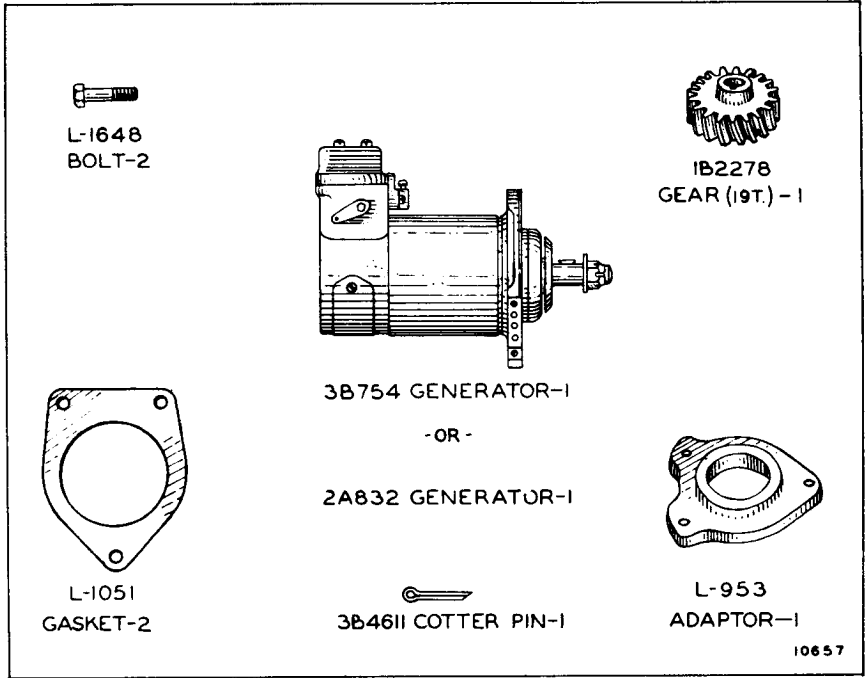


2B4551  
BRACKET-4

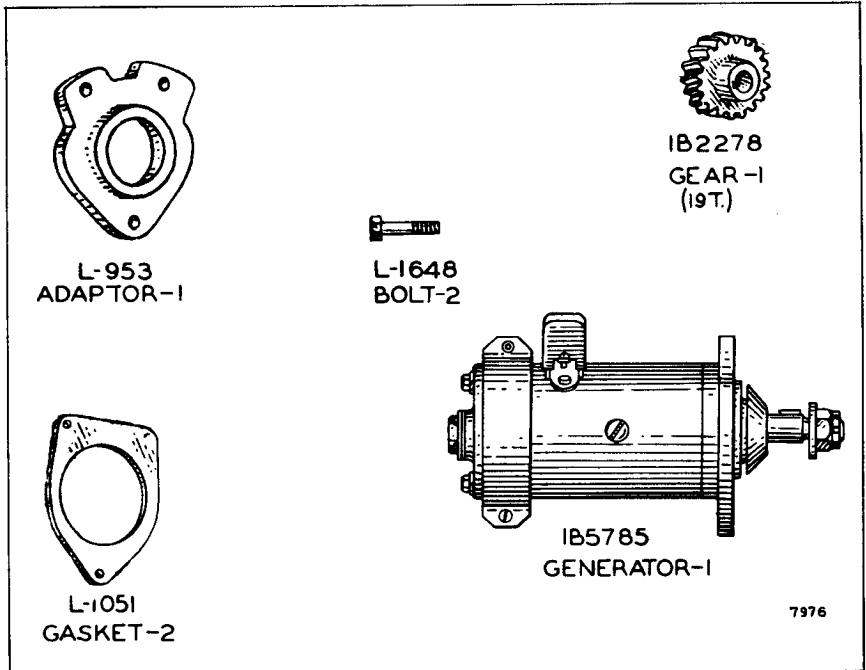
21928

4B4188 LIGHTING SYSTEM GROUP—Without Battery—For use without Cab  
4B4186 parts are shown on Page 113.

ALWAYS GIVE SERIAL NUMBER WHEN ORDERING PARTS



2B6688 LIGHTING GENERATOR GROUP—6 Volt—For use without Battery

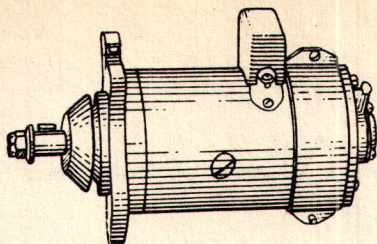


2B6686 LIGHTING GENERATOR GROUP—6 Volt—For use with Battery

ALWAYS GIVE SERIAL NUMBER WHEN ORDERING PARTS



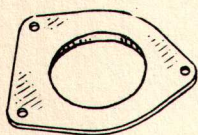
L-1648  
BOLT --2



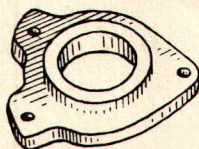
IB5240 GENERATOR-1



IB2278  
GEAR.(19T.) -1



L-1051 GASKET -2  
(GENERATOR FLANGE)



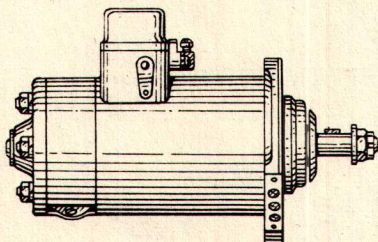
L-953  
ADAPTER-1

7951

2B6687 LIGHTING GENERATOR GROUP-12 Volt-For use with Battery



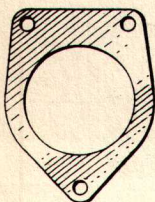
L-1648  
BOLT-2



4B3467 GENERATOR-1



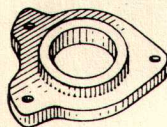
IB2278  
GEAR (19T.) -1



L-1051  
GASKET-2



3B4611 COTTER PIN-1



L-953  
ADAPTOR-1

10798

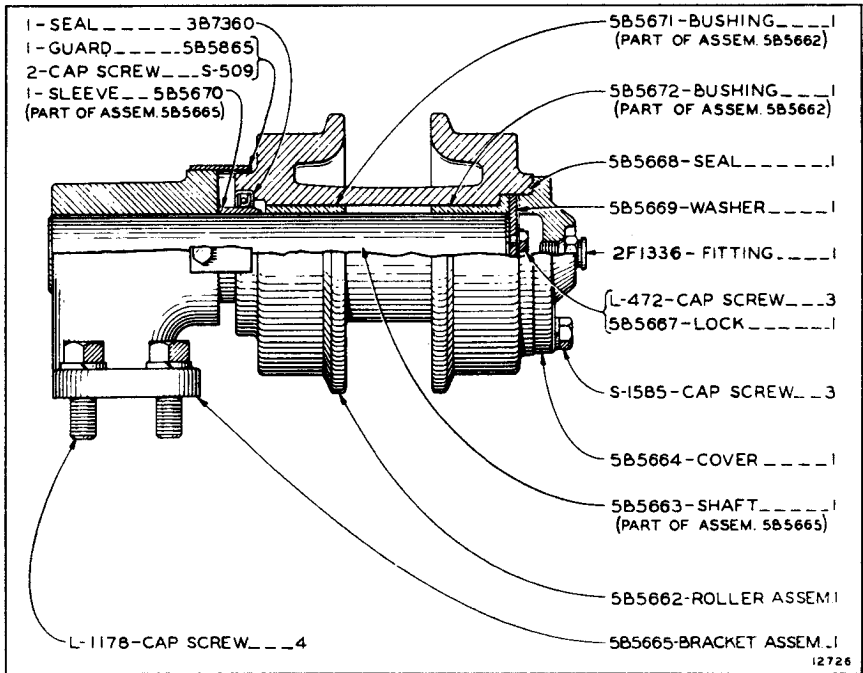
4B4186 LIGHTING GENERATOR GROUP-6 Volt-For use without Battery

ALWAYS GIVE SERIAL NUMBER WHEN ORDERING PARTS

**5B9552 Track Carrier Roller Change-over Arrangement**

Consists of:

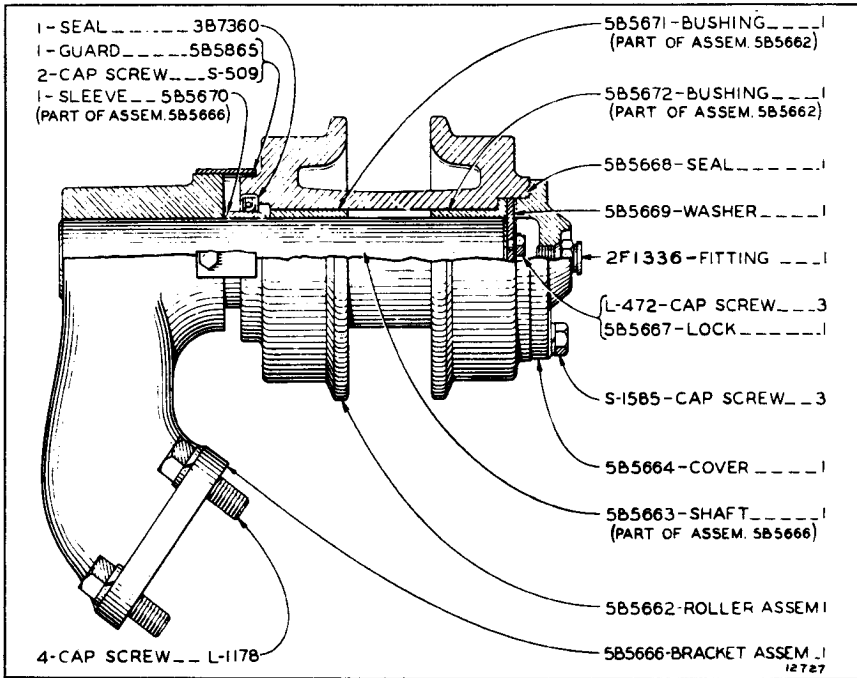
- 2 5B5660 Track Carrier Roller—Front . . . . . Page 114
- 2 5B5661 Track Carrier Roller—Rear . . . . . Page 115
- 2 5B9232 Bracket Filler Plate—Front
- 8 1A458 Cap Screw—Bracket Filler Plate
- 8 3B4512 Lockwasher



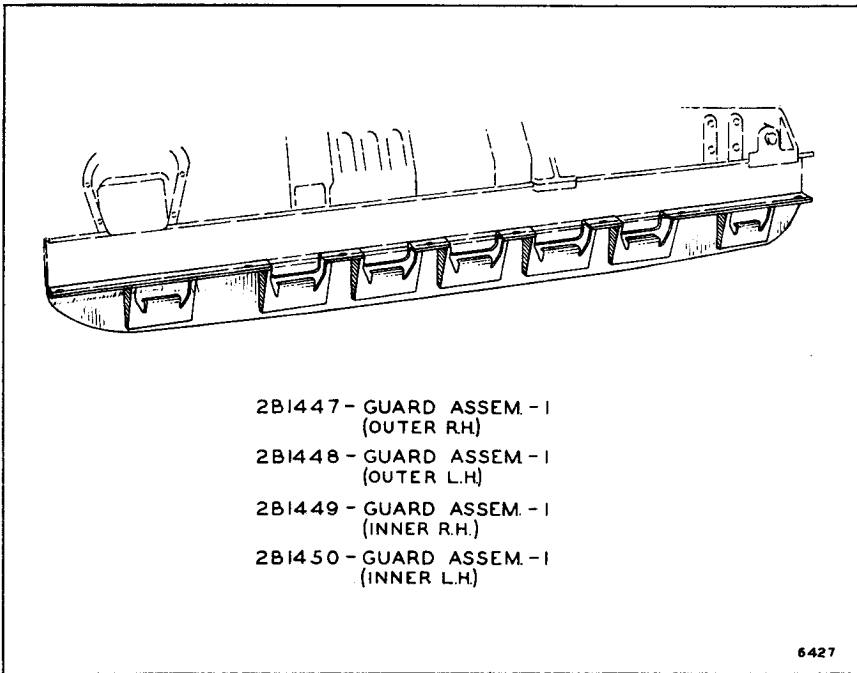
**5B5660 TRACK CARRIER ROLLER—Front**

12726

ALWAYS GIVE SERIAL NUMBER WHEN ORDERING PARTS

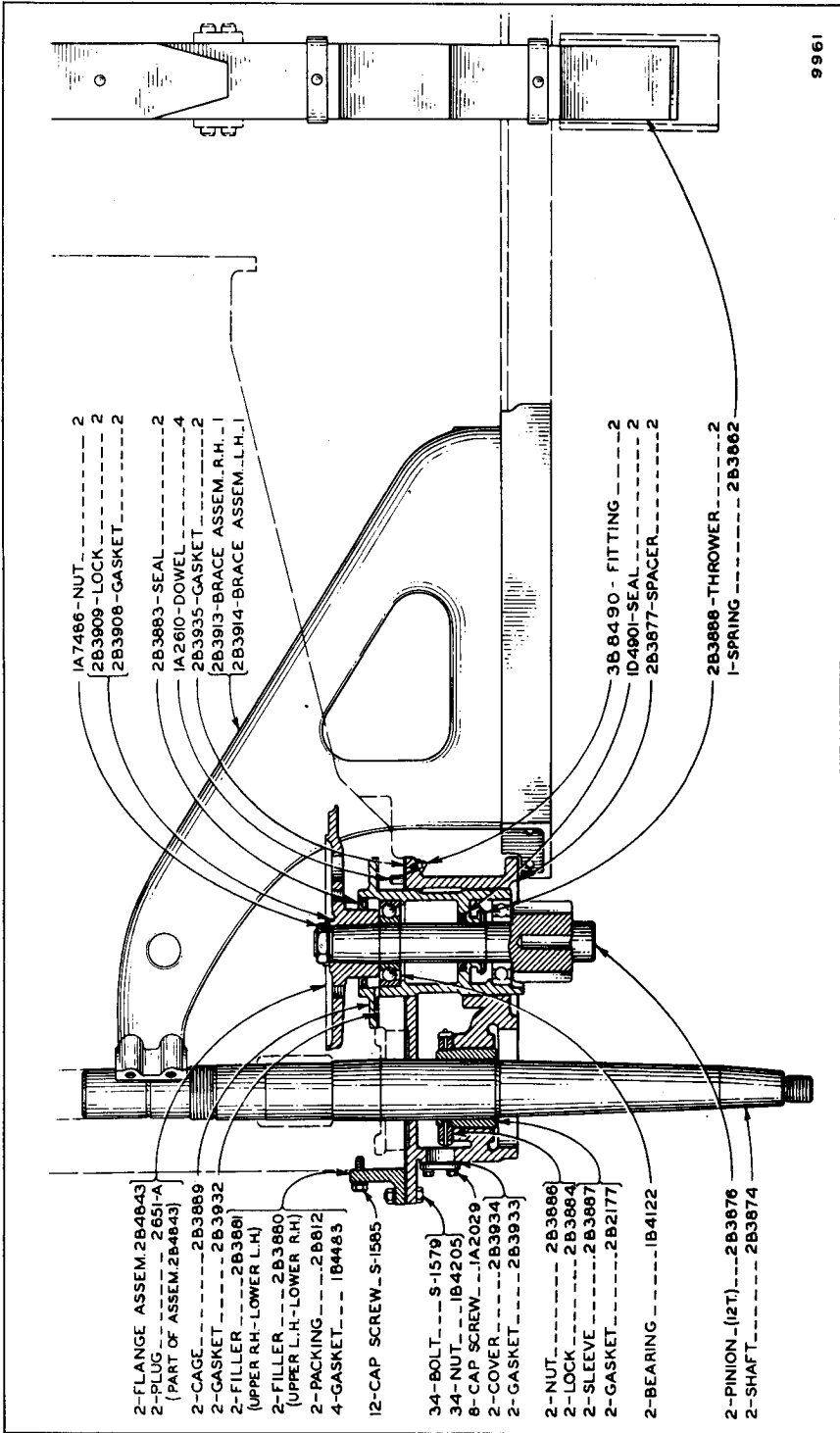


5B5661 TRACK CARRIER ROLLER—Rear



2B1629 TRACK ROLLER FRAME GUARD GROUP—Heavy Duty

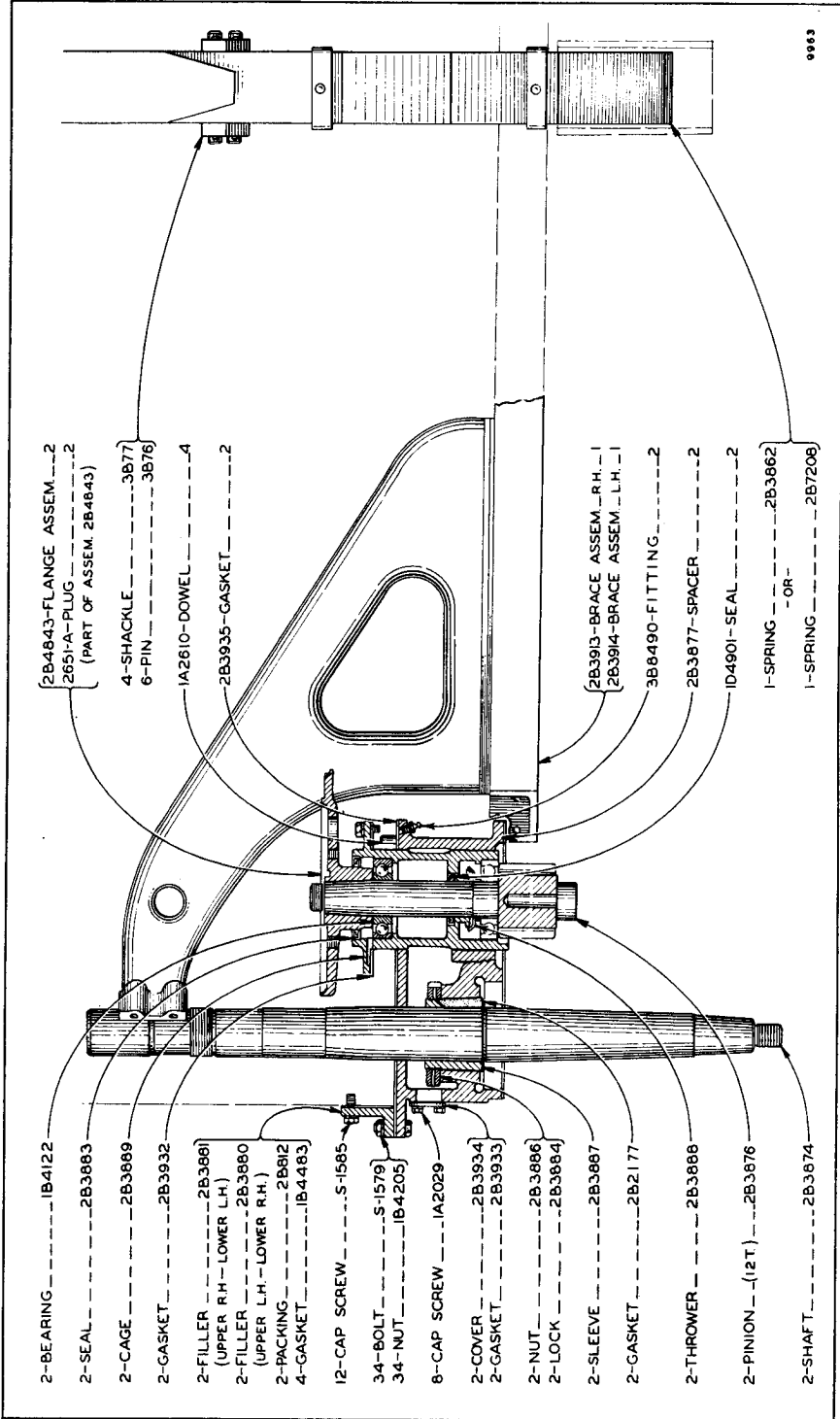
ALWAYS GIVE SERIAL NUMBER WHEN ORDERING PARTS



9961

**2B3992 74" GAUGE GROUP—Oscillating Type**  
 Serial No. 5A757 to 5A935 Inclusive  
 See Page 120 for 2B3862 Equalizer Spring parts.

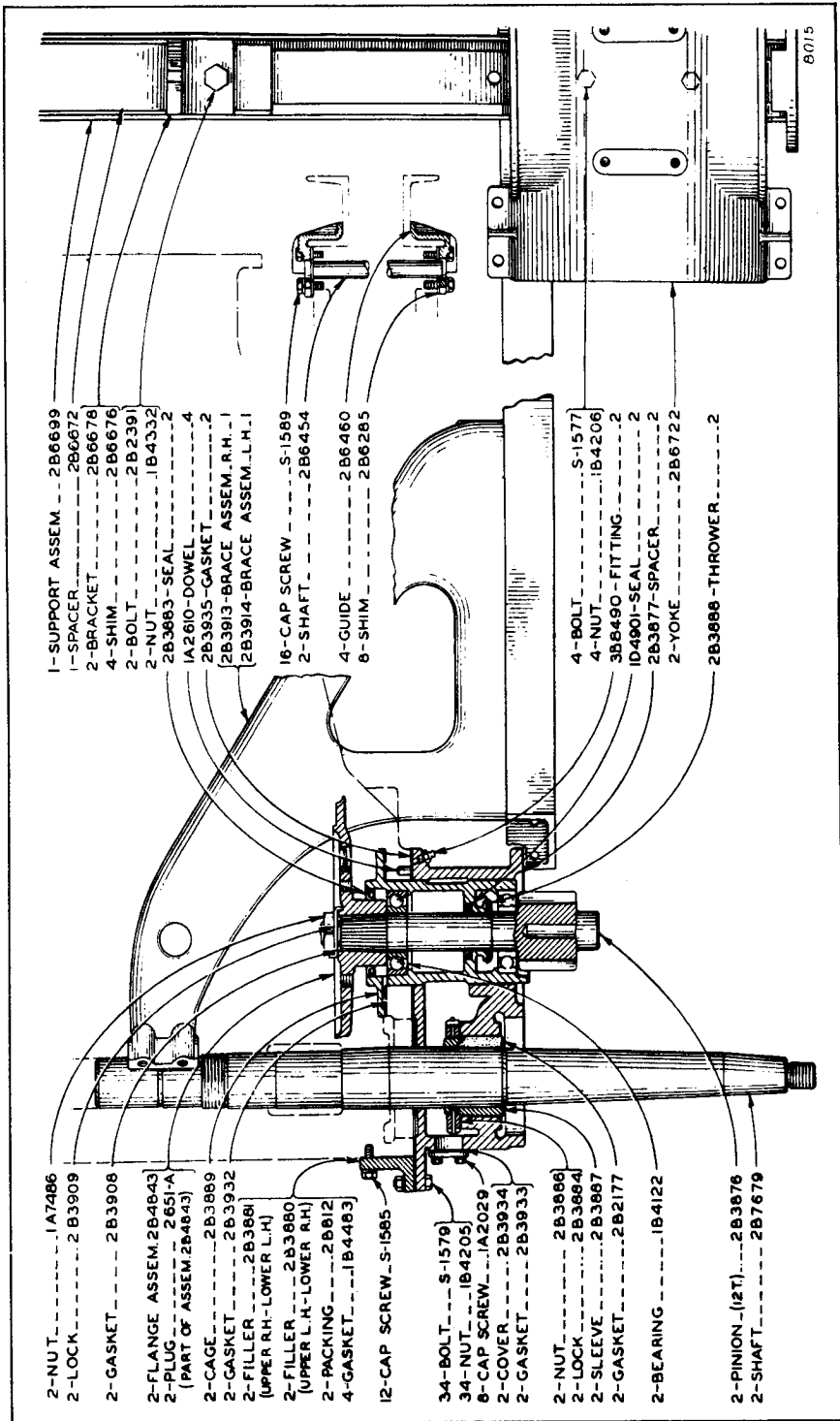
ALWAYS GIVE SERIAL NUMBER WHEN ORDERING PARTS



9983

**2B3878 74" GAUGE GROUP—Oscillating Type**  
 Effective with Serial No. 5A936.  
 See Page 120 for Equalizer Spring parts.

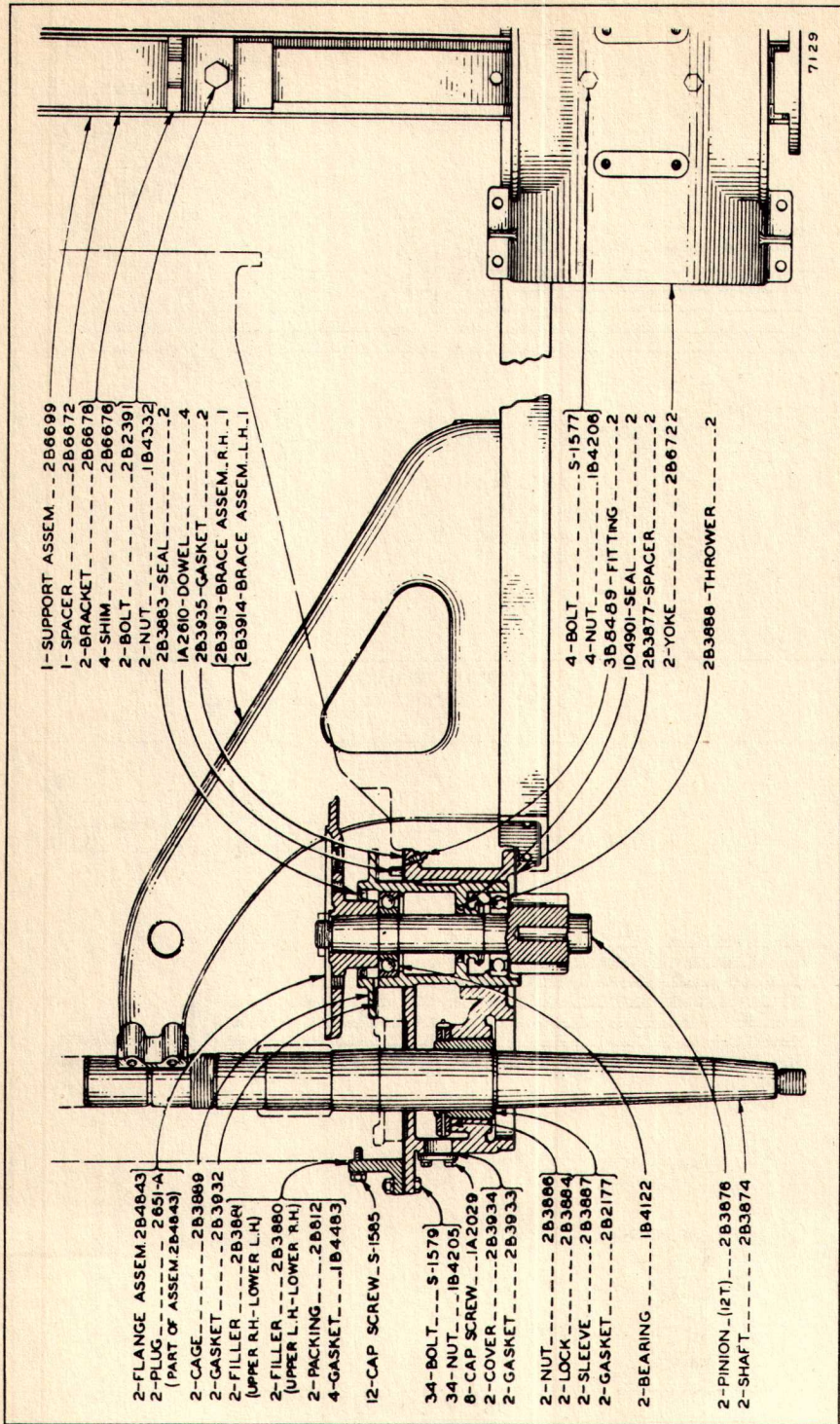
ALWAYS GIVE SERIAL NUMBER WHEN ORDERING PARTS



2B7536 WIDE GAUGE GROUP—Non-Oscillating Type  
 Serial No. 5A757 to 5A935 Inclusive

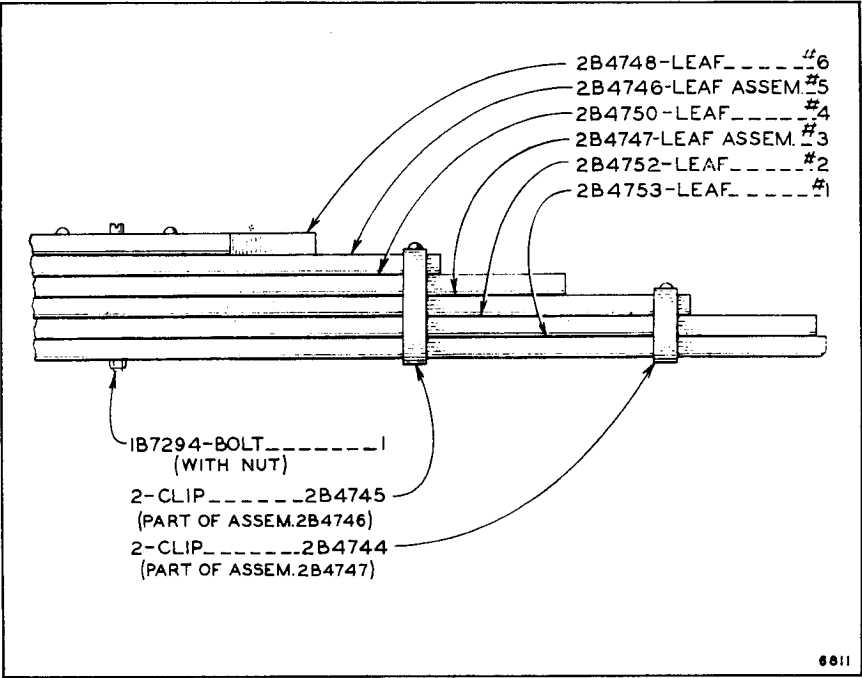
ALWAYS GIVE SERIAL NUMBER WHEN ORDERING PARTS



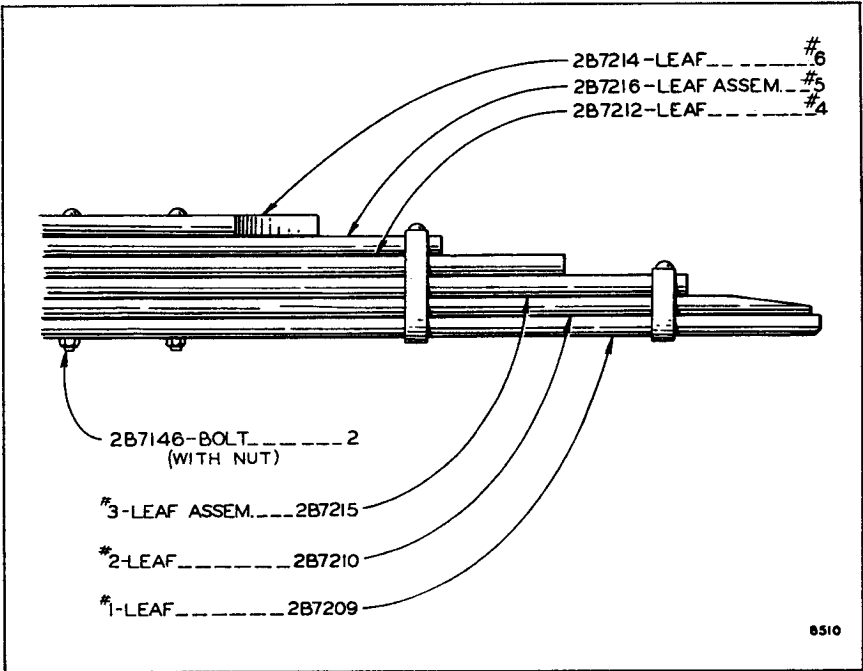


2B6655 WIDE GAUGE GROUP—Non-Oscillating Type  
 Effective with Serial No. 5A936.

ALWAYS GIVE SERIAL NUMBER WHEN ORDERING PARTS

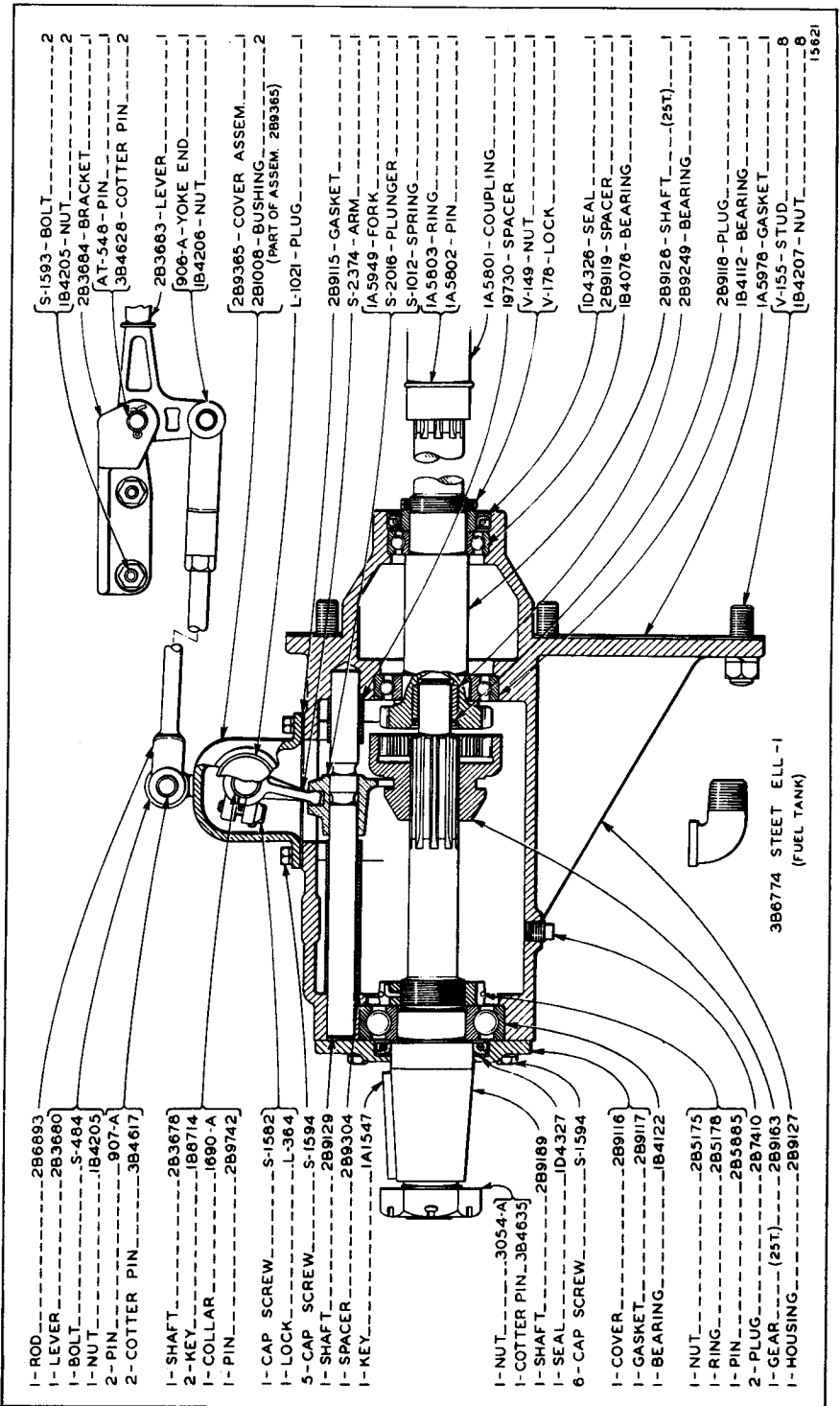


**2B3862 SPRING**  
 Part of 2B3992 and 2B3878—74" Gauge Groups

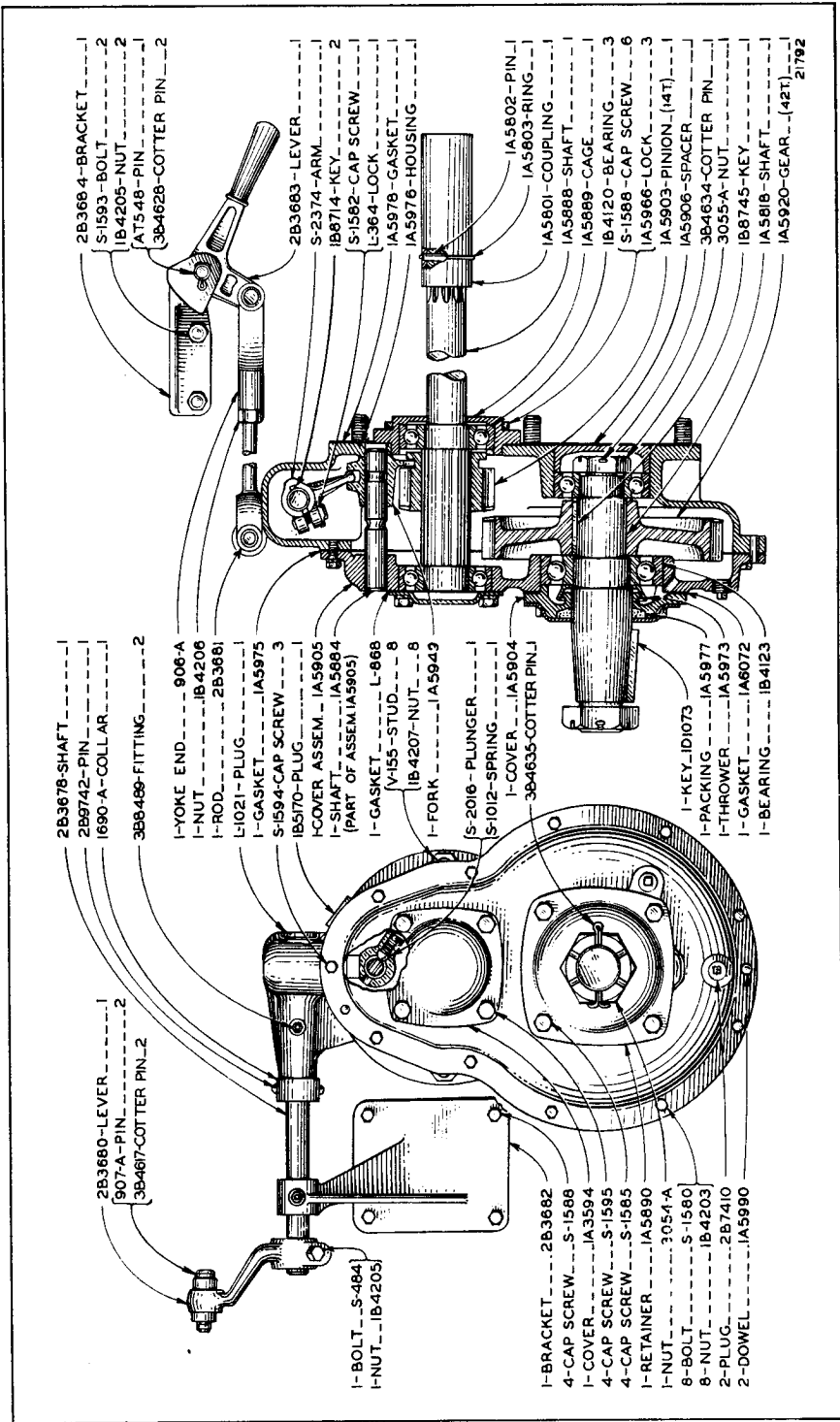


**2B7208 SPRING**  
 Part of 2B3878—74" Gauge Group

ALWAYS GIVE SERIAL NUMBER WHEN ORDERING PARTS

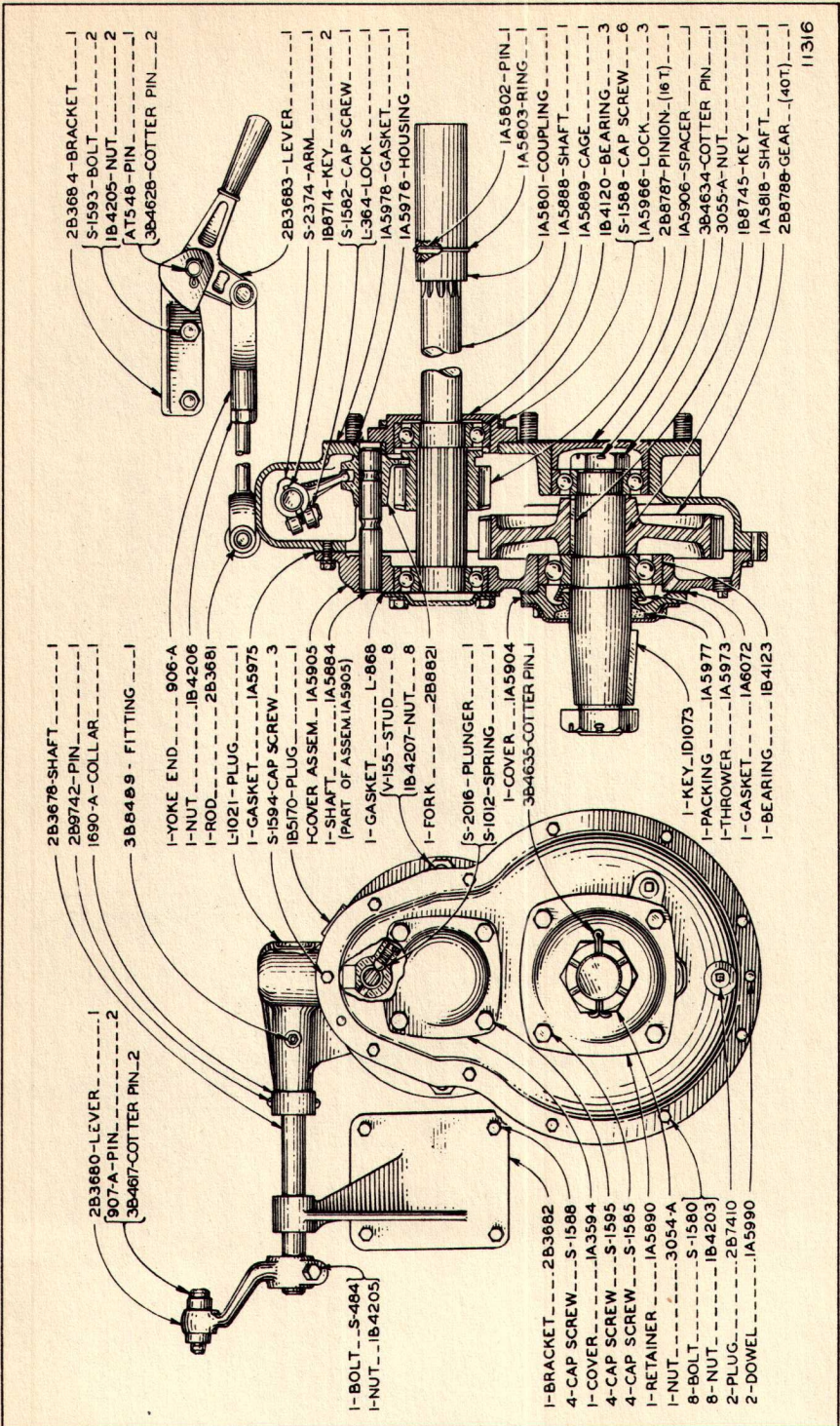


ALWAYS GIVE SERIAL NUMBER WHEN ORDERING PARTS



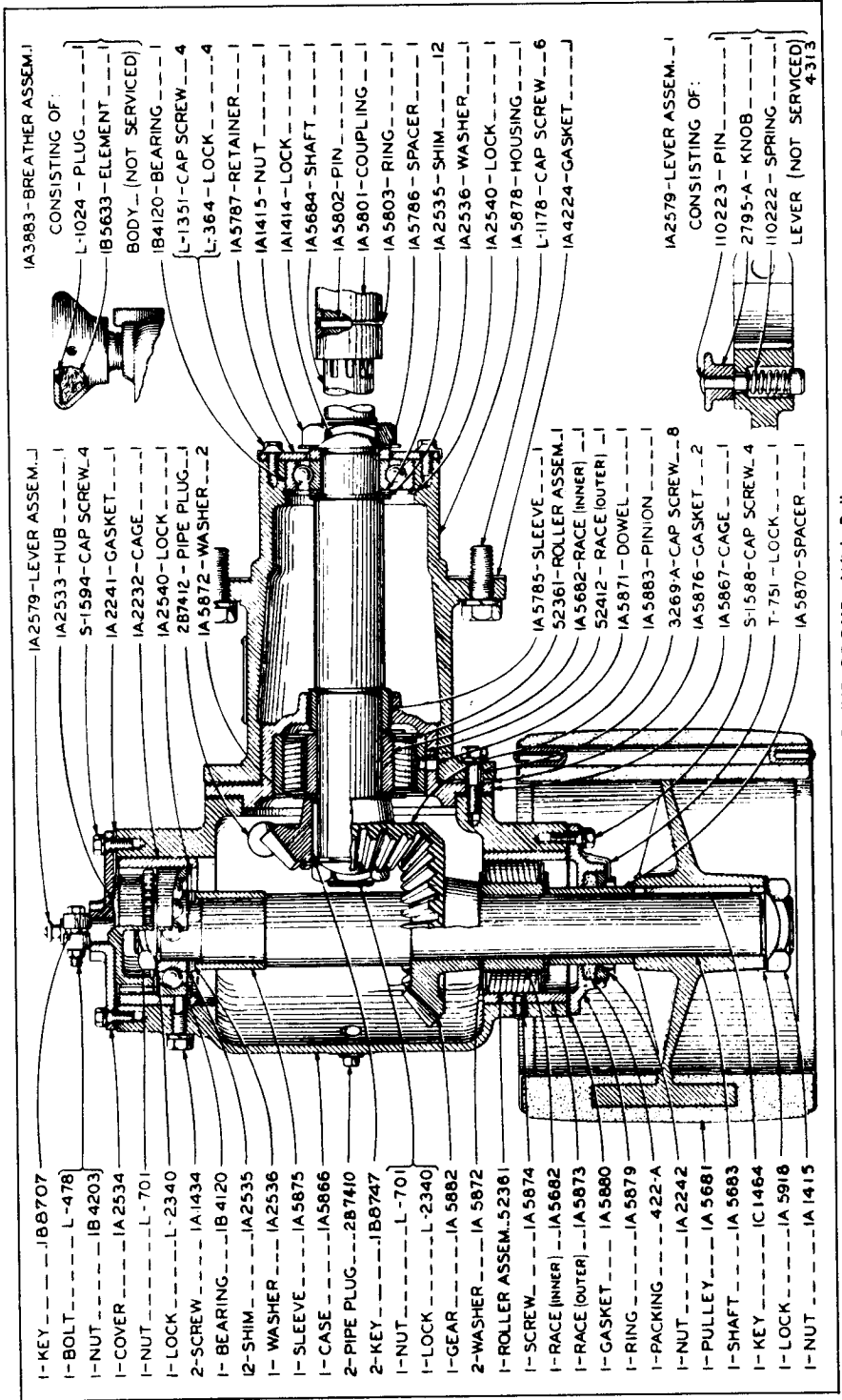
2B3685 REAR POWER TAKE-OFF GROUP (283 R.P.M.)

ALWAYS GIVE SERIAL NUMBER WHEN ORDERING PARTS



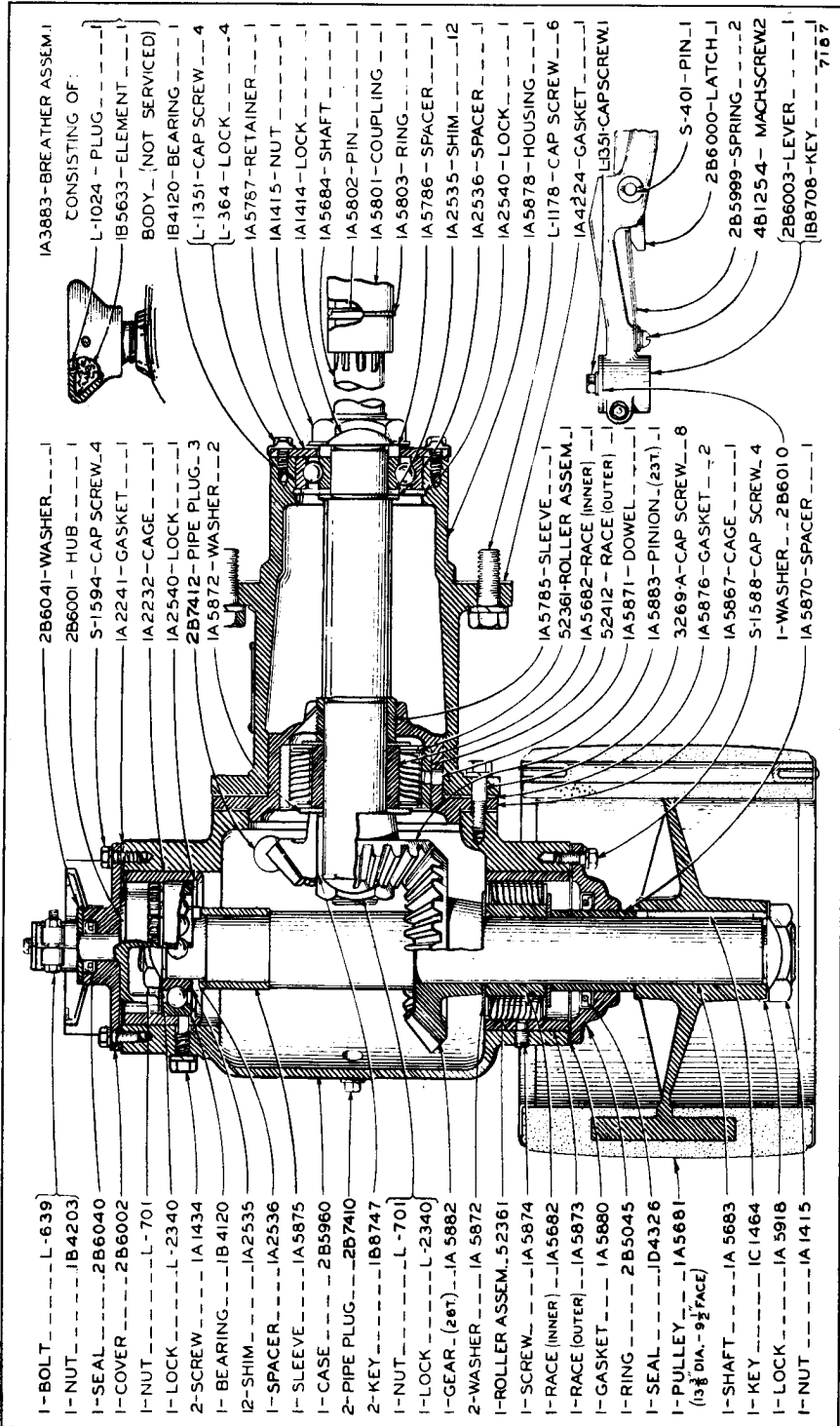
2B8826 REAR POWER TAKE-OFF GROUP (340 R.P.M.)

ALWAYS GIVE SERIAL NUMBER WHEN ORDERING PARTS



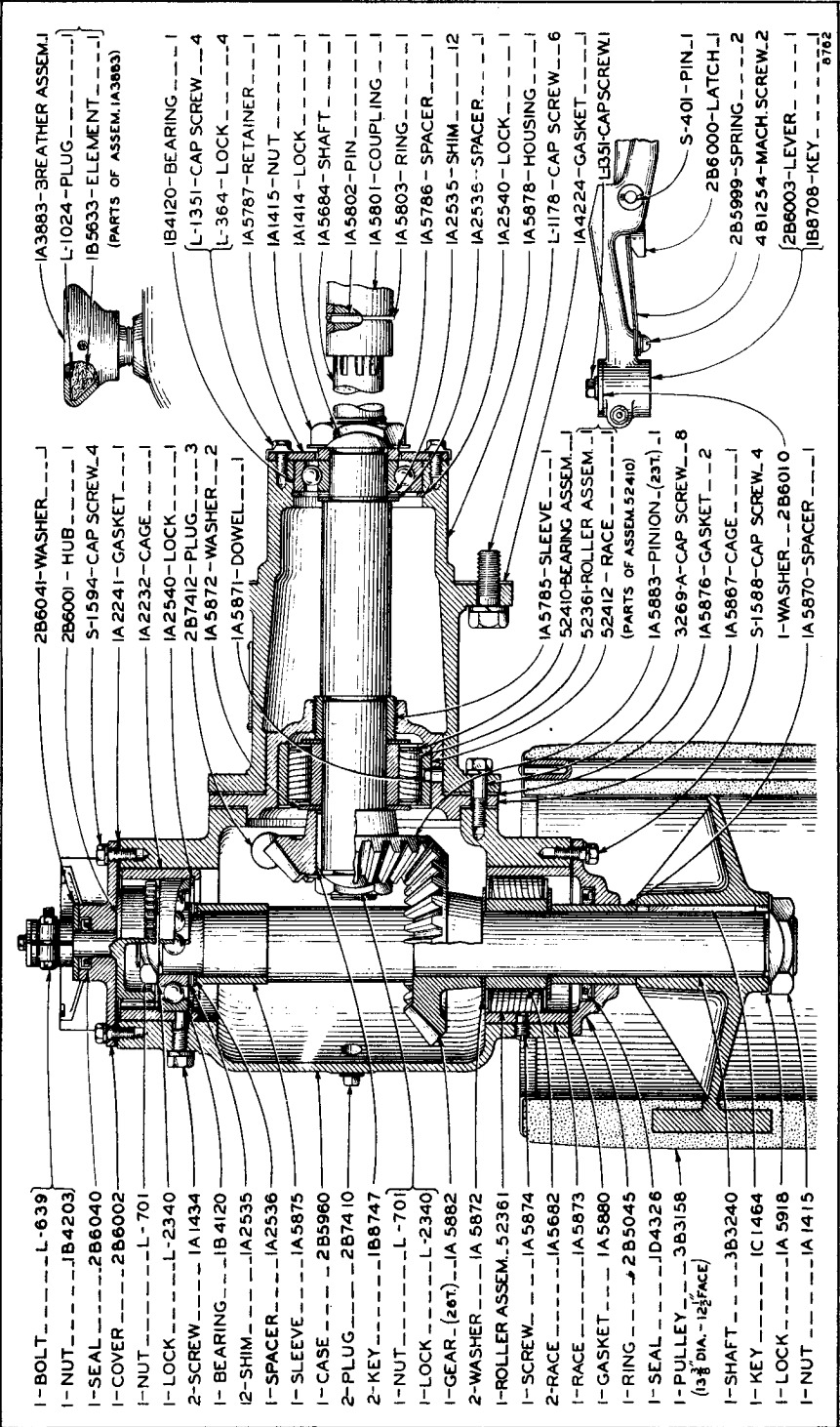
IA5887 BELT PULLEY DRIVE GROUP—With Pulley  
 IB2093 BELT PULLEY DRIVE GROUP—Without Pulley

ALWAYS GIVE SERIAL NUMBER WHEN ORDERING PARTS



286019 BELT PULLEY DRIVE GROUP—With Pulley  
 286027 BELT PULLEY DRIVE GROUP—Without Pulley

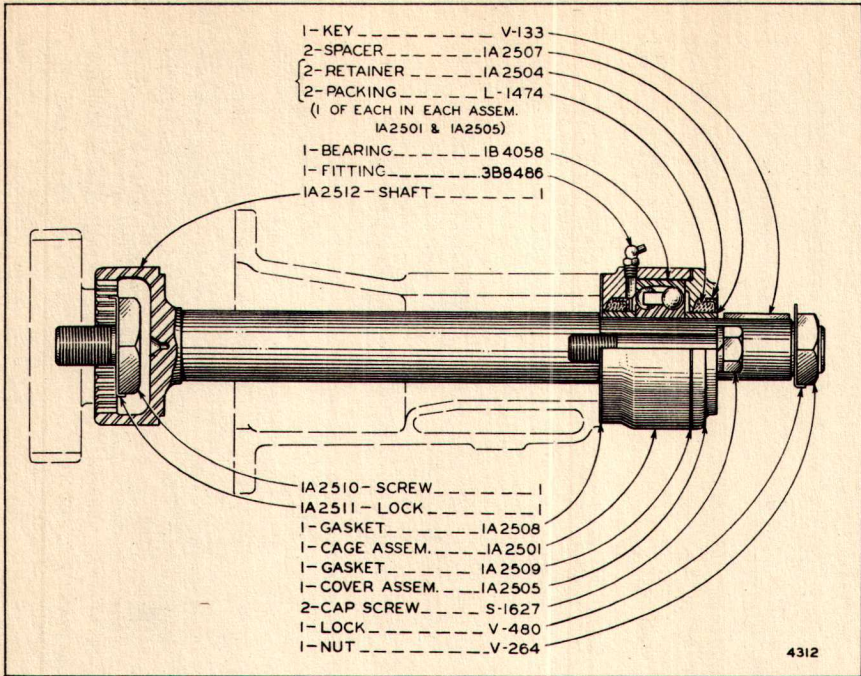
ALWAYS GIVE SERIAL NUMBER WHEN ORDERING PARTS



383241 BELT PULLEY DRIVE GROUP—With Pulley  
383239 BELT PULLEY DRIVE GROUP—Without Pulley

ALWAYS GIVE SERIAL NUMBER WHEN ORDERING PARTS



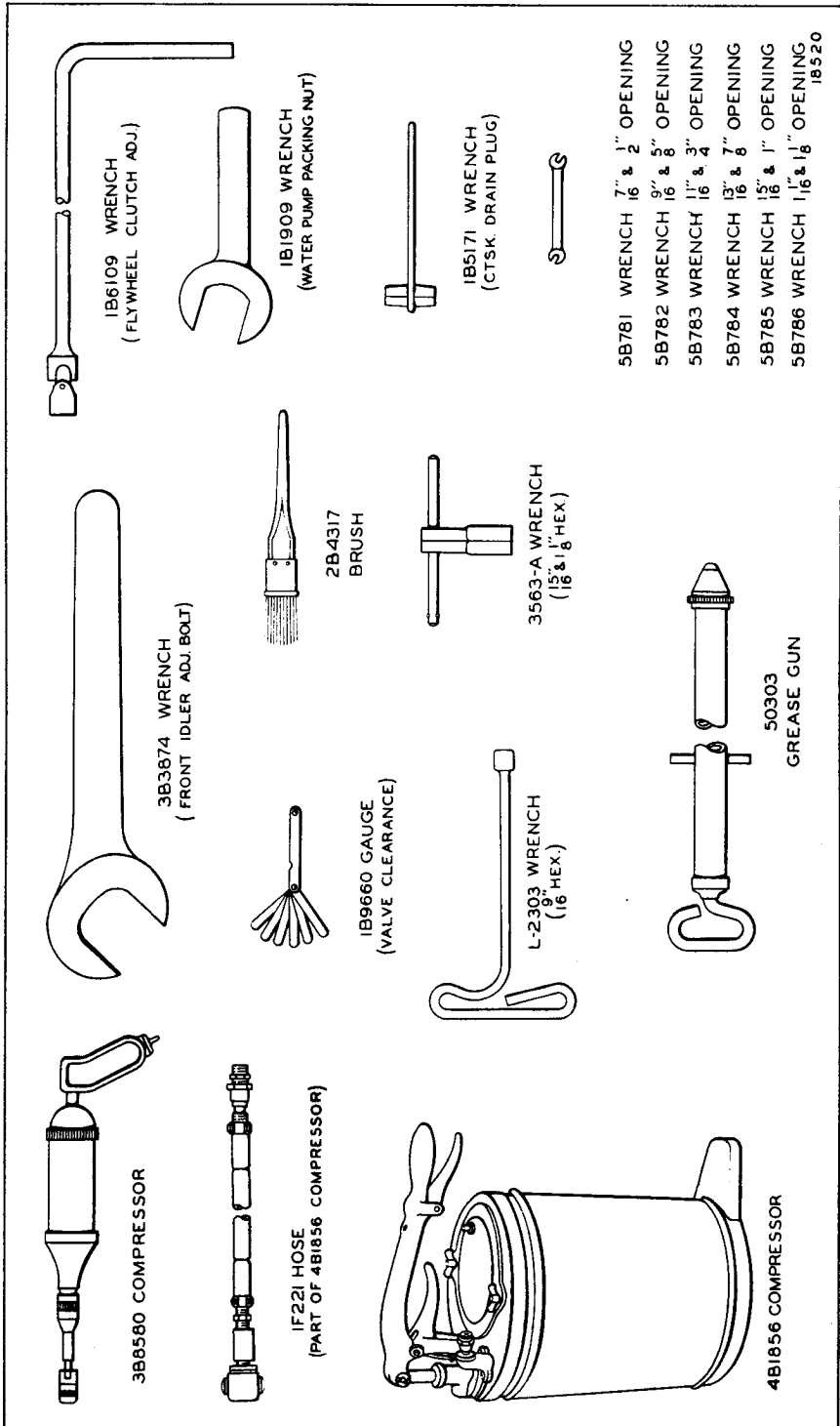


IA5819 FRONT POWER TAKE-OFF GROUP

TRANSFERS

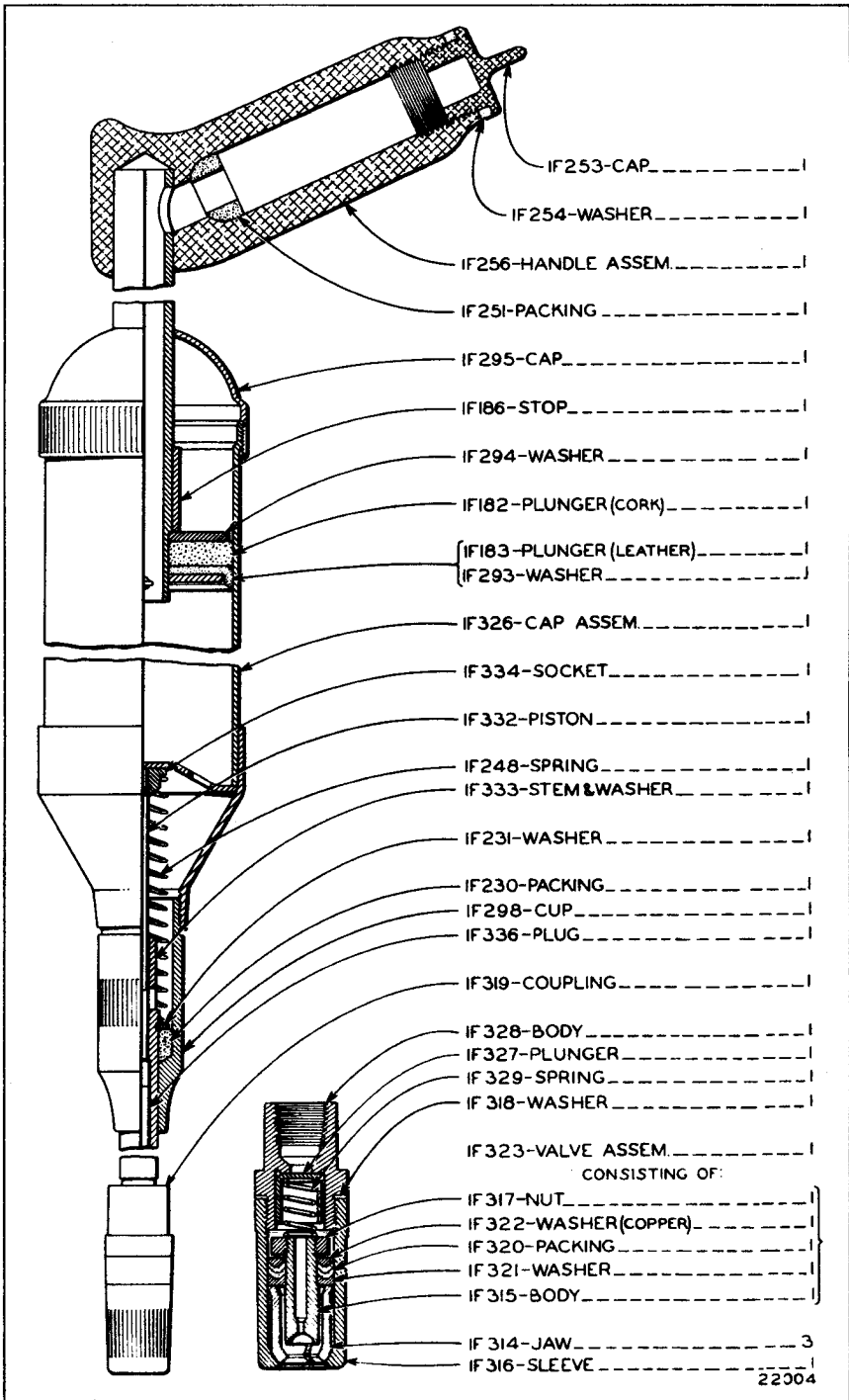
| Quantity Used | Part Number | Description  |
|---------------|-------------|--|
| 3             | 8B87        | Transfer ("Caterpillar")—2 1/2" High                                 |
| 1             | 8B8137      | Transfer (Manufactured by Caterpillar Tractor Co., Peoria, Illinois) |
| 1             | 1B8789      | Transfer (Tractor Instructions)                                      |
| 1             | 4B1775      | Transfer (Model Designation)   |

ALWAYS GIVE SERIAL NUMBER WHEN ORDERING PARTS



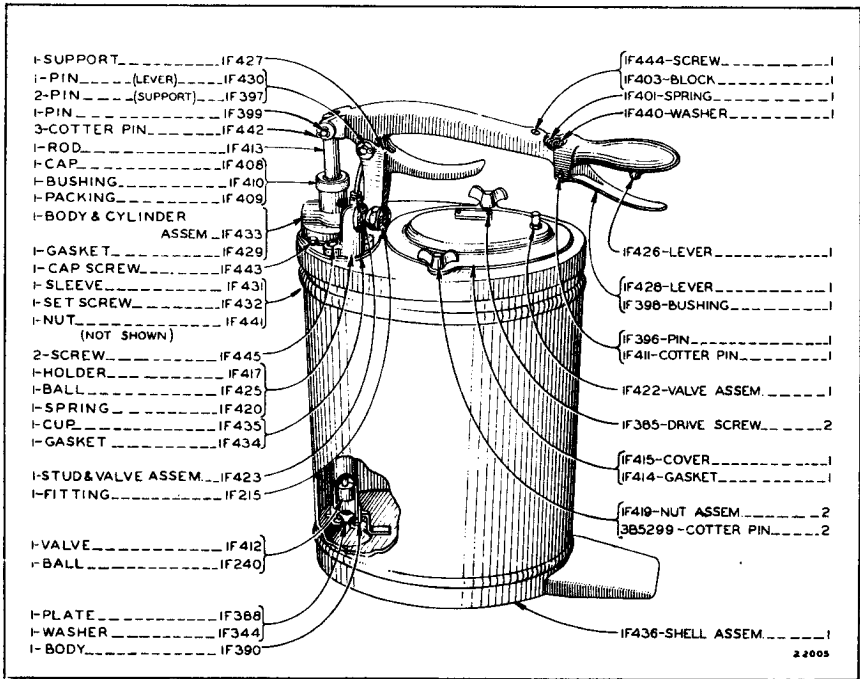
1A6077 TOOL GROUP

ALWAYS GIVE SERIAL NUMBER WHEN ORDERING PARTS

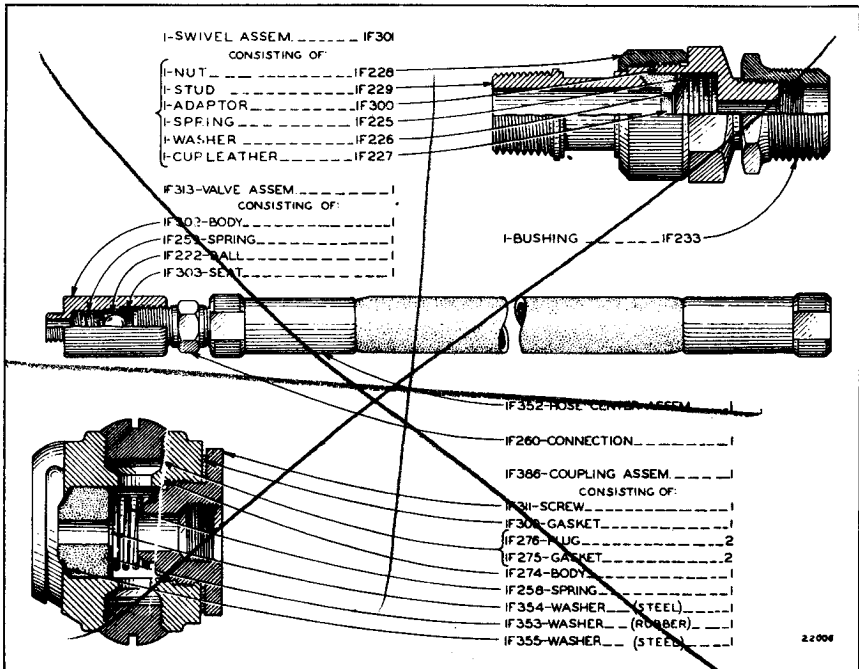


388580 HYDRAULIC COMPRESSOR

ALWAYS GIVE SERIAL NUMBER WHEN ORDERING PARTS



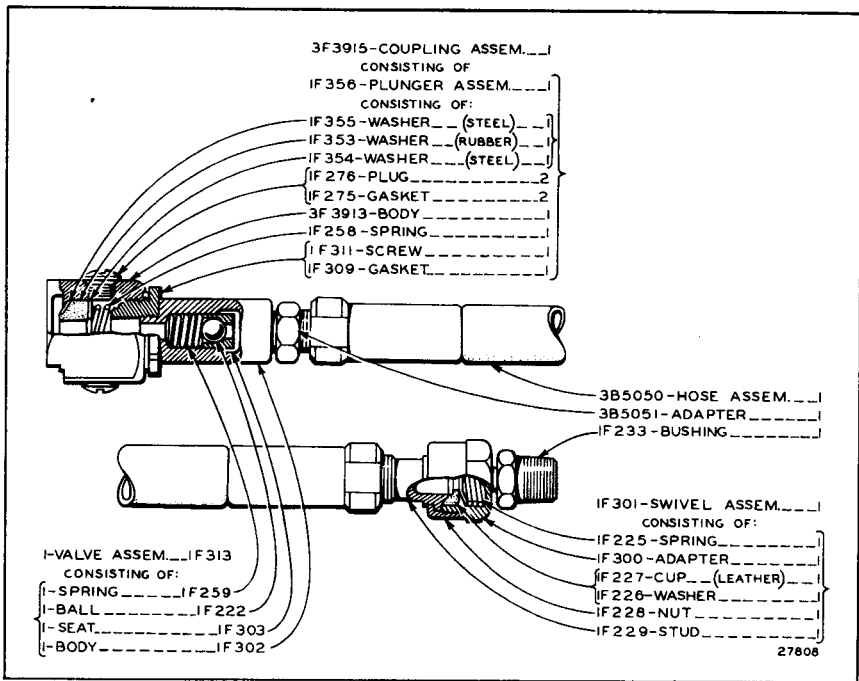
4B1856 VOLUME COMPRESSOR



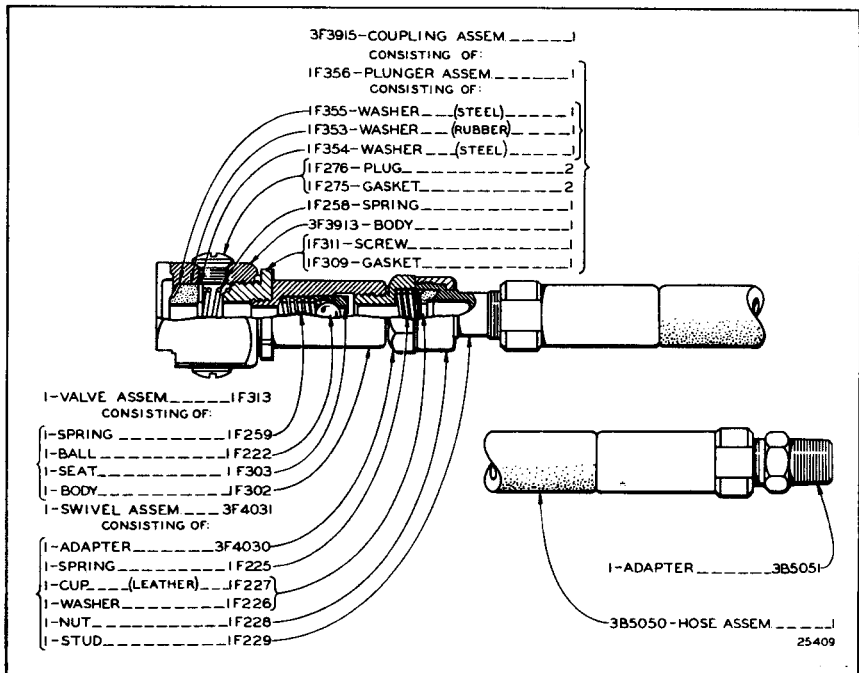
IF221 HOSE-Volume Compressor

ALWAYS GIVE SERIAL NUMBER WHEN ORDERING PARTS

CROSS OUT ILLUSTRATION 22006 ON PAGE 130 AND INSERT BETWEEN PAGES 130 & 131 IN FORM 9278—PARTS CATALOG FOR FIFTY TRACTOR



**IF221 HOSE ASSEMBLY—First Type**  
 Part of 4B1856 Volume Compressor shown on Page 130



**IF221 HOSE ASSEMBLY—Second Type**  
 Part of 4B1856 Volume Compressor shown on Page 130

ONLY "CATERPILLAR" PARTS GIVE "CATERPILLAR" PERFORMANCE