

Parts Catalog
for
CATERPILLAR
Reg. U. S. Pat. Off.
FIFTY
TRACTOR



For Machines
5A1091 to 5A1808
Inclusive

CATERPILLAR TRACTOR CO.
— PEORIA, ILLINOIS, U. S. A. —
Track-Type Tractors Road Machinery
. . . . Diesel Engines
THERE IS A »CATERPILLAR« DEALER NEAR YOU

Parts Catalog *for* **CATERPILLAR**

Reg. U. S. Pat. Off.

FIFTY TRACTOR

For Machines
5A1091 to 5A1808
Inclusive

CATERPILLAR TRACTOR CO.

PEORIA, ILLINOIS, U. S. A.

Track-Type Tractors Road Machinery
. . . . Diesel Engines

THERE IS A CATERPILLAR DEALER NEAR YOU

THIS Parts Catalog contains illustrations, part numbers, names and the quantity required of all serviced parts which compose the "Caterpillar" Fifty Tractor and attachments.

*When Ordering Parts
Please Read Carefully*

- ¶ The "Caterpillar" line is sold and serviced by a world-wide organization of responsible Dealers with well stocked Parts Departments and factory trained servicemen.
- ¶ There is a "Caterpillar" Dealer near you.
- ¶ To obtain parts promptly, place orders with your "Caterpillar" Dealer, being sure to give the complete part number, name and quantity of the parts wanted. It is important always to give the serial number of the machine for which the parts are required.
- ¶ Be particular to state the Street Address, Town, County and State to which parts are to be shipped, also state whether shipment is to be made by freight, express, parcel post or other means.
- ¶ Confirm all telephone and telegraphic orders in writing.
- ¶ Claims for errors in shipping incorrect parts or failure to ship all parts ordered, should be made immediately upon receipt of the shipment.

Important

- ¶ Responsibility for breakage, loss or damaged goods ceases upon delivery of the merchandise to the transportation companies from whom a receipt is received showing that the shipment was accepted by them in good condition.
- ¶ If any of the material listed on the bill of lading or express receipt is short, broken or damaged, do not accept the shipment until the carrier's agent makes a notation of the shortage or damage on the expense bill.
- ¶ Notify the transportation company's agent at once and request an inspection. This is absolutely necessary. Unless this is done, the transportation companies will not entertain a claim for loss or damage. If the agent does not make an inspection, then an affidavit should be made that he was notified (on a certain date) and failed to do so. This affidavit with other papers will properly support your claim.

ALWAYS GIVE MACHINE NUMBER WHEN ORDERING PARTS

FRANCAIS

Ce catalogue de Pièces Détachées renferme les illustrations, les numéros, les noms et la quantité nécessaire de toutes les pièces de service concernant la machine à laquelle il se rapporte.

A LIRE AVEC SOIN AVANT DE COMMANDER VOS PIÈCES

Les machines "Caterpillar" sont vendues et entretenues de par le monde par une organisation d'agents les plus responsables.

Pour obtenir vos pièces sans retard, passez-en les ordres à votre agent "Caterpillar", en ayant soin de lui fournir le numéro, le nom et la quantité des pièces désirées. Il est aussi important de mentionner le numéro de série de la machine à laquelle les pièces sont destinées. Dans le cas de machines telles que: "Auto Patrols", "Elevating Graders—Engine Driven" et "Blade Graders—Power Controlled", ne manquez pas de fournir le numéro de série du niveleur et de l'unité motrice.

Il est essentiel de mentionner dans vos ordres l'adresse complète et détaillée à laquelle les pièces doivent être expédiées. Cette adresse devra comprendre le nom du destinataire accompagné du numéro, de la rue, de la ville et du pays de résidence. Il faudra aussi spécifier clairement si l'expédition doit être effectuée par express, colis postal, ou toute autre voie désirée.

Tous les ordres télégraphiques ou téléphoniques devront être confirmés par lettre.

Toutes les réclamations concernant l'expédition non conforme de marchandise ou l'absence de certains articles devront être faites immédiatement à la réception de l'ordre.

AVIS IMPORTANT

En cas de casse, de manquant ou d'avarie, notre responsabilité cesse d'entrer en jeu aussitôt notre remise des marchandises aux transporteurs, lesquels nous font parvenir un reçu montrant que les marchandises leur furent livrées en bon état.

Si les marchandises dont la liste apparaît sur le connaissance ou le reçu des compagnies de transport n'arrivent pas au complet, ou cassées, ou autrement endommagées, n'en acceptez pas l'envoi avant que l'agent des camionneurs n'en ait dressé une constatation sur la note de frais.

Avisez de suite l'agent de la compagnie de transport, en exigeant un examen immédiat. Ceci est absolument nécessaire, et à moins que ces démarches n'aient été effectuées, les compagnies de transport ne pourront accepter aucune réclamation concernant les manquants ou les avaries.

Si l'agent ne fait pas la constatation, il deviendra nécessaire d'établir un affidavit, spécifiant que l'agent fut notifié à une certaine date, mais qu'il manqua de s'y conformer. Cet affidavit accompagné d'autres pièces suffira à supporter votre réclamation d'une manière appropriée.

ITALIANO

Questo Catalogo dei Pezzi contiene illustrazioni, numeri dei Pezzi, nomi e quantità richieste di tutti i pezzi di ricambio della macchina alla quale si riferisce.

LEGGETE ATTENTAMENTE QUANDO ORDINATE I PEZZI

Le macchine "Caterpillar" sono vendute e mantenute in servizio da una organizzazione mondiale di rivenditori reputabili.

Per ottenere i pezzi prontamente, piazzate l'ordinazione con il vostro rivenditore di "Caterpillar", accertandovi di indicare il numero completo, il nome e quantitativo delle parti desiderate. Nell'ordinare, è importante fornire il numero di serie della macchina per la quale i pezzi sono richiesti. Nel caso delle macchine "Auto Patrols", "Elevating Graders—Engine Driven" e "Blade Graders—Power Controlled", indicate il Numero di Serie di entrambe le macchine ed unità motrice.

È necessario indicare nella vostra ordinazione l'indirizzo completo e corretto al quale i pezzi devono essere spediti. Questo deve includere il nome, l'indirizzo della strada, la città o villaggio ed il paese. Altresì se la spedizione deve essere fatta a mezzo ferrovia, espresso, pacco postale od altro mezzo, specificando chiaramente.

Confermate per iscritto ogni ordinazione data telefonicamente o telegraficamente.

I reclami per errori nella spedizione di pezzi incorretti o nella mancanza di pezzi ordinati, devono essere fatti immediatamente a ricezione della spedizione.

IMPORTANTE

La responsabilità per rotture, merce danneggiata o perduta, cessa con la consegna della merce alla compagnia di trasporto dalla quale si riceve una ricevuta mostrante che la spedizione è stata da questa accettata in buone condizioni.

Se qualsiasi materiale indicato sulla polizza di carico o ricevuta di espresso risulta mancante, rotto oppure danneggiato, non accettate la spedizione fintantochè l'agente della compagnia di trasporto abbia fatto una annotazione della mancanza o danno sulla fattura delle spese.

Notificate immediatamente l'agente della compagnia di trasporto domandando una verifica. Questo è assolutamente necessario. Se questo non viene fatto, le compagnie di trasporto non accetteranno alcun reclamo per mancanze o danni. Se l'agente non fa una verifica, allora si deve fare una dichiarazione giurata ai fini che egli è stato notificato (in data specifica) ed ha mancato di farla. Questa dichiarazione, unitamente agli altri documenti, servirà a comprovare il vostro reclamo.

DEUTSCH

Dieser Ersatzteil Katalog enthält Illustrierungen, Ersatzteil Nummern, Bezeichnungen und die erforderlichen Quantitäten aller Teile für die betreffende Maschine, für die sie bestimmt sind.

BEI BESTELLUNG VON ERSATZTEILEN BEACHTEN MAN BITTE SORGFÄLTIG

"Caterpillar" Maschinen werden von einer in der ganzen Welt verbreiteten Organisation verantwortlicher Händler verkauft und in Betrieb gehalten.

Um Ersatzteile prompt zu erhalten, bestelle man Aufträge mit Ihrem "Caterpillar" Händler, nachdem sicher gemacht wurde, dass die volle Teilnummer, Bezeichnung und Quantität der gewünschten Teile richtig angegeben sind. Bei Bestellung ist es sehr wichtig, dass die Seriennummer der Maschine angegeben ist, für die die Teile bestimmt sind. Im Falle von Maschinen wie "Auto Patrols", "Elevating Graders—Engine Driven" und "Blade Graders—Power Controlled" gebe man beide Seriennummern an, der Nivellier Maschine wie auch des Motors.

Es ist notwendig, in Ihrem Auftrag die genaue und volle Adresse anzugeben, wo hin die Teile zu senden sind. Dieses sollte den Namen, Strassenadresse, Stadt und Land enthalten. Ob die Sendung bei Fracht, Express, Post oder auf anderem Wege vorzugehen ist, muss klar angegeben werden.

Alle telefonischen und telegrafischen Bestellungen müssen schriftlich bestätigt werden.

Reklamierung über Irrtümer in der Versendung von falschen Teilen oder Unvollständigkeit der Sendung sollten sofort nach Erhalt der Sendung gemacht werden.

WICHTIG

Verantwortlichkeit für Bruch, Verlust oder Beschädigung der Waren endet bei Ablieferung der Sendung an die Transport-Gesellschaft, welche eine Empfangsbestätigung überreicht als Beweis, dass die Sendung in gutem Zustand übernommen wurde.

Wenn irgend etwas von den auf dem Frachtbrief oder Expressquittung aufgeführten Materialien fehlt, zerbrochen oder beschädigt ist, nehme man die Sendung nicht an bis der Transportagent den Verlust oder die Beschädigung auf der Spesenrechnung bezeugt hat.

Man benachrichtige den Agenten der Transport-Gesellschaft sofort und verlange eine Besichtigung. Dies ist unbedingt notwendig. Wenn solches nicht getan wird, werden die Transport-Gesellschaften keine Reklamierung für Verlust oder Schaden anerkennen. Wenn der Agent keine Besichtigung vornimmt, dann sollte eine Bezeugung ausgestellt werden dass der Agent benachrichtigt wurde (an einem bestimmten Tage) aber nicht vorgenommen wurde. Diese Bezeugung, zusammen mit anderen Papieren wird Ihre Reklamierung entsprechend unterstützen.

ESPAÑOL

Este catálogo de piezas contiene grabados, número de piezas, nombres y la cantidad requerida de todas las piezas de repuesto de las máquinas a la cual se refieren.

AL PEDIR PIEZAS SIRVASE LEER CUIDADOSAMENTE

Las máquinas "Caterpillar" se venden y son mantenidas en servicio por una organización mundial de revendedores de confianza.

Para obtener las piezas con prontitud, pase los pedidos al revendedor "Caterpillar", teniendo la certeza de dar detalladamente el número de la pieza, el nombre y la cantidad de ellas que se necesitan. Al pedir, siempre es importante suministrar el número de serie de la máquina para la cual se requieren las piezas. En el caso de las máquinas tales como las "Auto Patrols", "Elevating Graders—Engine Driven" y "Blade Graders—Power Controlled", sírvase dar el número de serie tanto de la separadora como de la unidad de potencia.

Es preciso mencionar en su pedido la dirección completa correcta a la cual se han de embarcar las piezas. Debe incluir el nombre, la dirección de la calle, ciudad o población, y el país. Ya sea que el embarque ha de hacerse por carga, expreso, paquete postal ya sea por otros medios, esto se debe especificar claramente.

Confirme todos los pedidos por teléfono o telégrafo por medio de carta.

Las reclamaciones a causa de errores en el envío de piezas incorrectas o de la falta de embarcar todas las piezas pedidas, se deben hacer inmediatamente al recibo del embarque.

IMPORTANTE

La responsabilidad por roturas, pérdida de mercancías o artículos averiados cesa al hacerse la entrega de las mercaderías a las empresas de transporte, de las cuales se recibe un recibo, mostrando que el embarque fué aceptado por las mismas en buen estado.

Si cualesquiera de los materiales relacionados en el conocimiento de embarque o en el recibo del expreso resultasen con faltas, roturas o averías, no se debe aceptar el embarque hasta que el agente de la compañía de transportes haya efectuado una nota de la falta o de la avería en la cuenta de gastos.

Notifique al agente de la compañía de transportes en seguida y solicite una inspección. Este es un punto absolutamente necesario. A menos que se haga eso, las empresas de transporte no tomarán en consideración la reclamación por pérdidas o averías. Si el agente no efectuase una inspección, entonces se debe hacer una declaración certificada en el sentido de que tal agente fue notificado (en cierta fecha) y que dejó de hacerla. Dicha declaración certificada, en unión de otros documentos, comprobará debidamente su reclamación.

PORTUGUÊS

Este catalogo de peças inclui gravuras, numero das peças, nomes e a quantidade requerida de todas as peças sobresalente da maquina a qual se referem.

ANTES DE ORDENAR QUALQUER PEÇA LEIA DETIDAMENTE

As maquinas "Caterpillar" vendem-se e são conservadas afinadas por uma organização mundial de revendedores de confiança.

Para obter as peças sobresalentes com rapidez, envie o pedido ao revendedor da "Caterpillar", depois de comprovar ter fornecido, detalhadamente, o numero, o nome e a quantidade das peças que necessita. Os pedidos devem incluir o numero de serie da maquina para a qual se necessitam as peças. No caso das maquinas "Auto Patrols", "Elevating Graders—Engine Driven" e "Blade Graders—Power Controlled", é conveniente dar o numero de serie tanto da niveladora como da unidade força.

E preciso mencionar no seu pedido a direção completa e correcta para a qual deverão ser dirigidas as peças. Deve incluir-se o numero, os nomes da rua, si da cidade ou da povoação e do Paiz. Estas informações, especificadas claramente, são indispensaveis tanto para a expedição por carga, expreso, encomenda postal como por qualquer outra via.

Confirme por escrito todos os pedidos feitos por telefone ou telegrafo.

As reclamações provocadas pela remessa de peças diferentes ou pela falta d'algumas peças requisitadas, devem ser efectuadas imediatamente depois da receção da encomenda.

IMPORTANTE

A responsabilidade por roturas, extravio da mercadoria ou avaria dos artigos cessa ao fazer-se a entrega das encomendas ás empresas de transporte, das quaes se obtem um recibo, demonstrativo da encomenda ter sido aceite, pelas mesmas, em bom estado.

Se quaesquer dos artigos relacionados na guia de embarque ou no recibo do expreso, resultarem deteriorado, a encomenda só deve ser aceite depois do agente da companhia de transporte registar a falta ou a avaria na conta dos gastos.

Notifique o agente da companhia de transportes imediatamente e solicite uma inspecção. Esta formalidade é absolutamente necessaria. A falta de cumprimento desta formalidade levará as companhias de transporte a nao tomar em consideração a reclamação por perdas ou avarias. Se o agente não efectuar a inspecção, faça-se uma declaração com testemunhas, reconhecida por Notario, na qual se mencionará que o tal agente foi notificado (indique-se a data) e que não a realizou. Esta declaração com testemunhas e reconhecida por Notario, juntamente com outros documentos, comprovará devidamente a sua reclamação.

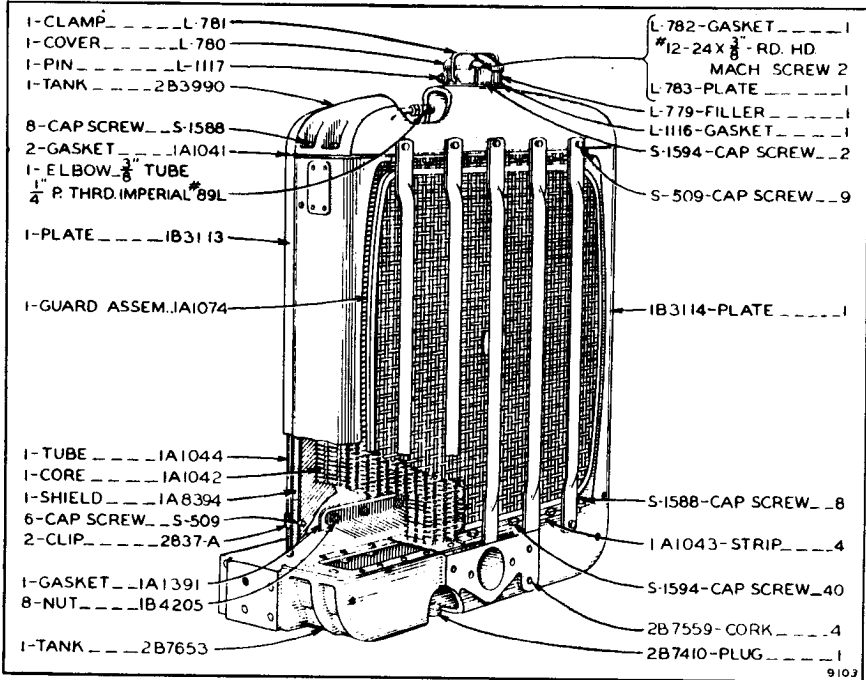
INDEX



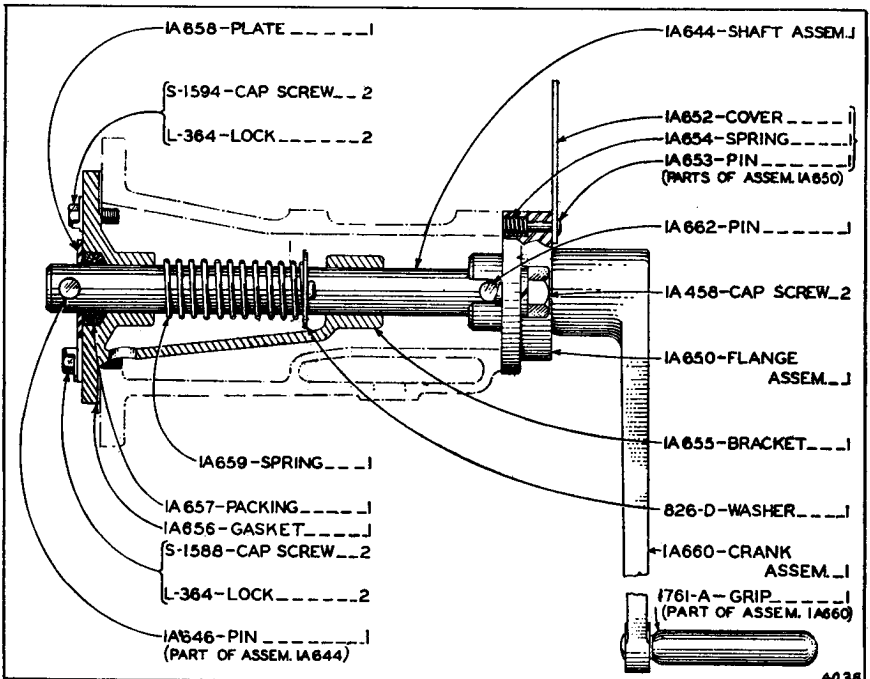
Name	Page
Accessory Shaft, Water Pump and Governor.....	9
Air Cleaner	22-23
Alcohol Fuel System.....	89-90
Battery and Box.....	112
Belt Pulley Drive.....	122-123
Brakes	50-51
Breather and Oil Filler.....	13
Bumper—Front	96
Cab	102 to 105
Camshaft	10
Canopy Top	101
Carburetor	22 to 27
Clutch—Flywheel	37 to 41
Clutch—Steering	42 to 45
Connecting Rod and Piston.....	11
Control—Gear Shift and Flywheel Clutch.....	48-49
Control—Steering Clutch	46-47
Controls—Carburetor, Heat, Governor and Choke.....	28-29
Crank—Rear Starting	113
Crankcase and Covers.....	14-15
Crankshaft	11
Crank—Starting	8
Curtain—Radiator	88
Curtains—Canopy	100
Cylinder, Cylinder Head and Valve Mechanism.....	12-13
Drawbar	61 & 95
Fan	9
Fenders	36
Filter—Oil	91
Final Drive	62 to 69
Frame—Track Roller	80
Fuel Lines	34-35
Gauge—Oil	31
Gears—Special	118 to 121
Generator—Lighting	109 to 112
Governor	9
Guard—Crankcase	99
Guard—Radiator	98
Guards—Track Roller Frame	60 & 100

INDEX (Continued)

Name	Page
Hood and Dash.....	73 & 94
Hook—Front Pull	97
Idler—Front	70-71-72
Ignition System	15 to 21
Kerosene Fuel System.....	88-89-90
Lighting System	106 to 109
Magneto	15 to 21
Manifolds	22 to 27
Muffler	93
Odometer	117
Oil Filler	13
Oil Lines	32
Piston	11
Power Take-off	124 to 127
Pump—Fuel	34-35
Pump—Oil	30-31
Pump—Water	9
Radiator	8
Roller—Track	78
Roller—Track Carrier	79
Seat Cushions	36
Seat Frame	33
Seat—Wide	105
Spark Arrester	92
Spring—Equalizer	74-75 & 88
Starter—Electric	113 to 116
Tank—Auxiliary Fuel	90
Tank—Fuel	33
Tool Box	21
Tools	128 to 132
Track	76-77
Transfers	133
Transmission	52 to 55
Transmission Case and Covers.....	56 to 60
Valve Mechanism	12-13
Water Lines	10
Wide Gauge	81 to 88

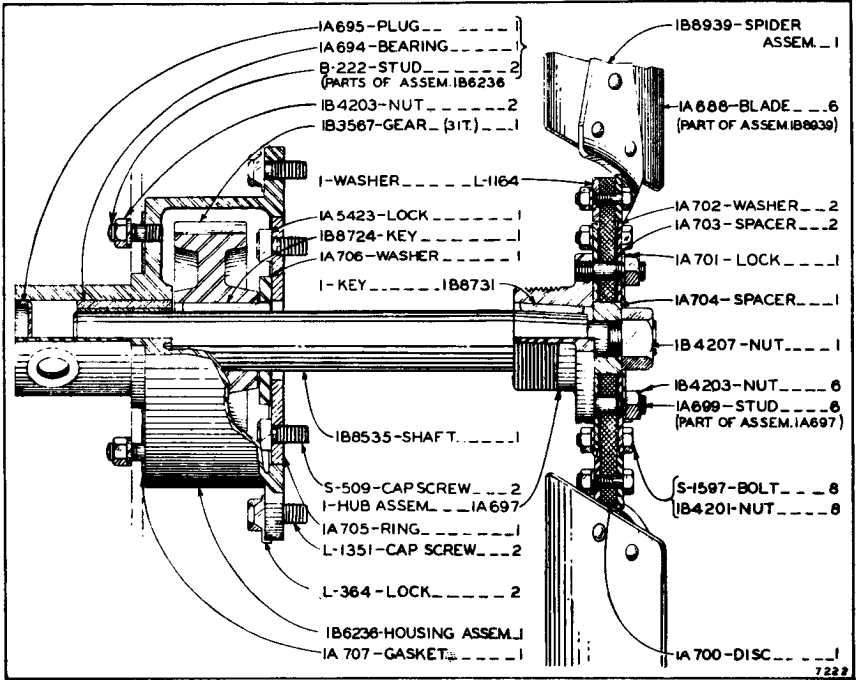


1A1681 RADIATOR

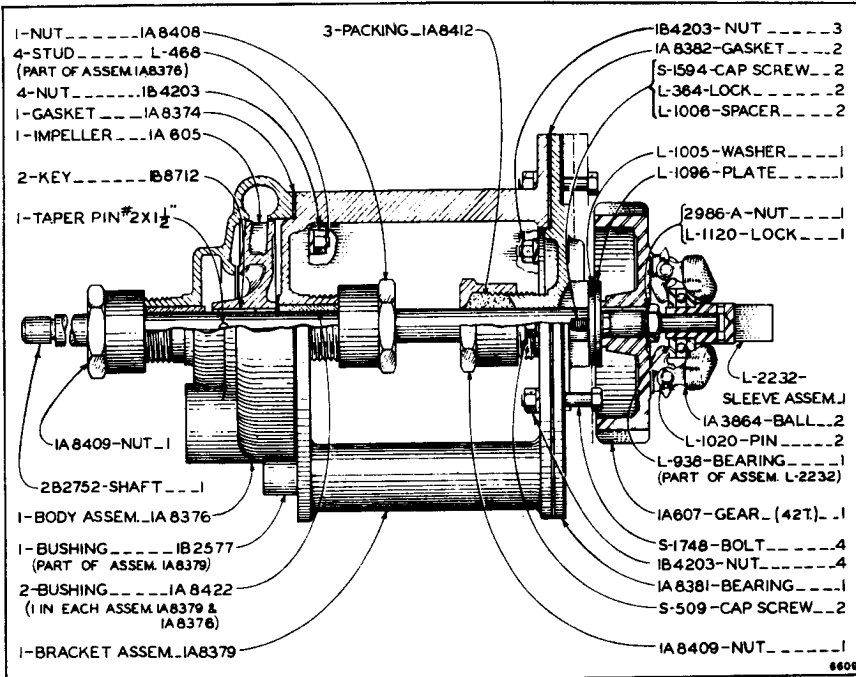


STARTING CRANK

ALWAYS GIVE MACHINE NUMBER WHEN ORDERING PARTS

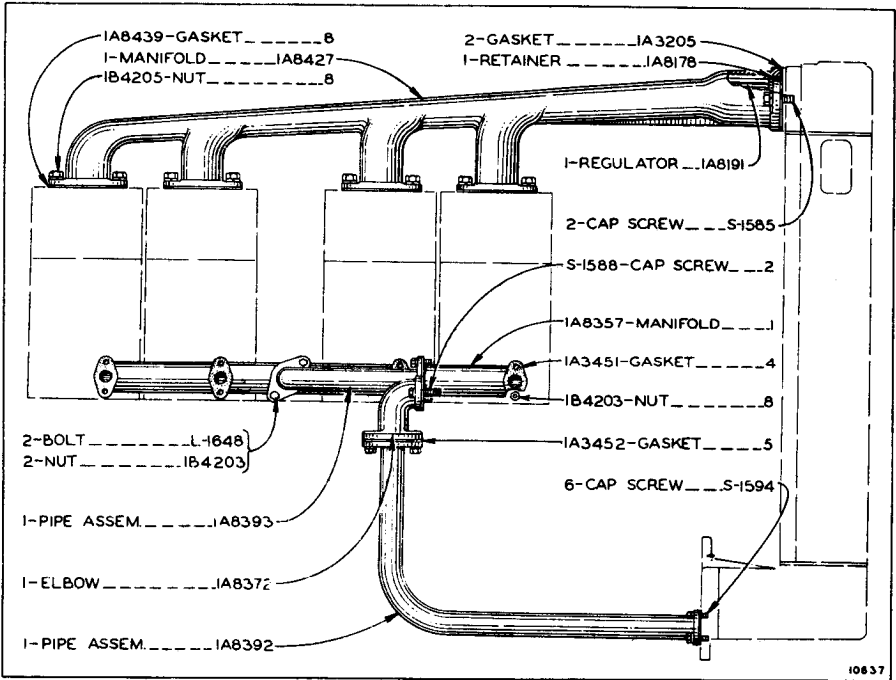


FAN

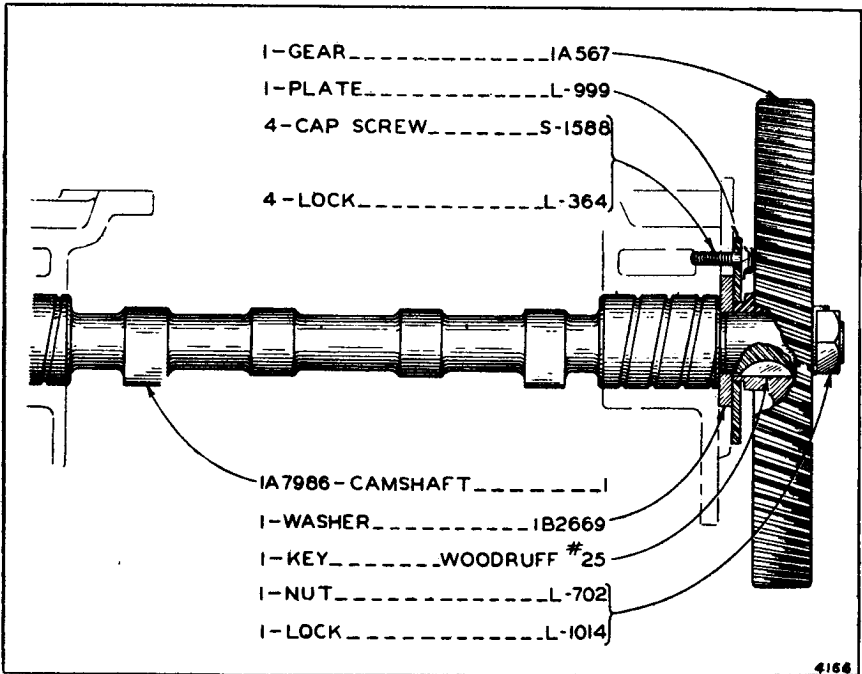


ACCESSORY SHAFT, WATER PUMP AND GOVERNOR

ALWAYS GIVE MACHINE NUMBER WHEN ORDERING PARTS

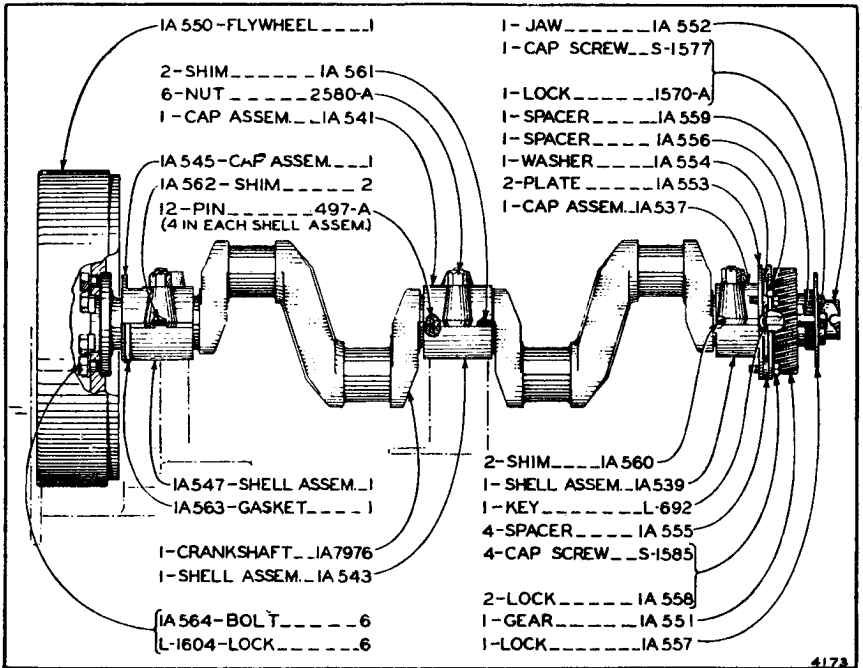


WATER LINES

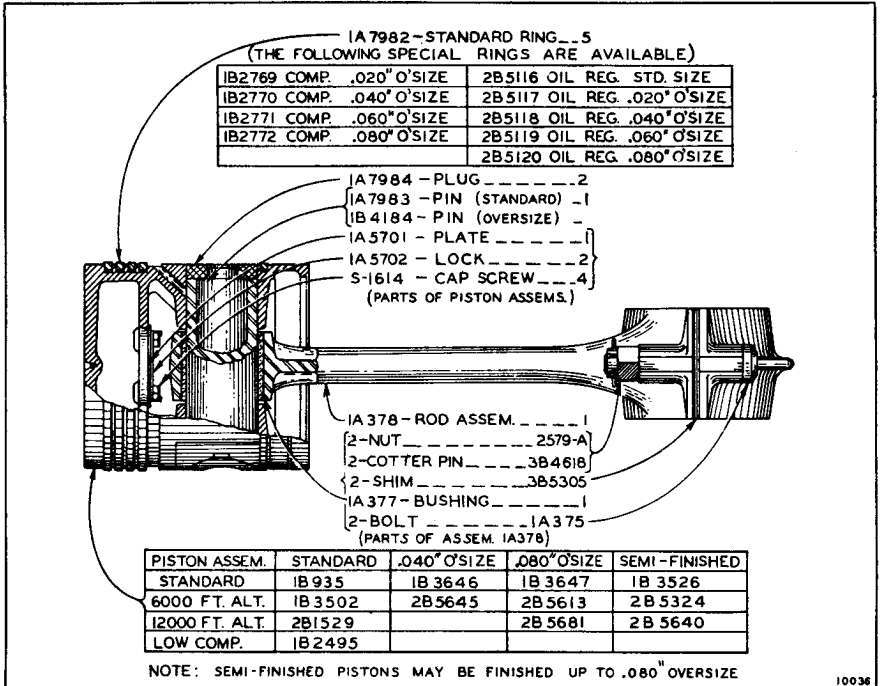


CAMSHAFT

ALWAYS GIVE MACHINE NUMBER WHEN ORDERING PARTS

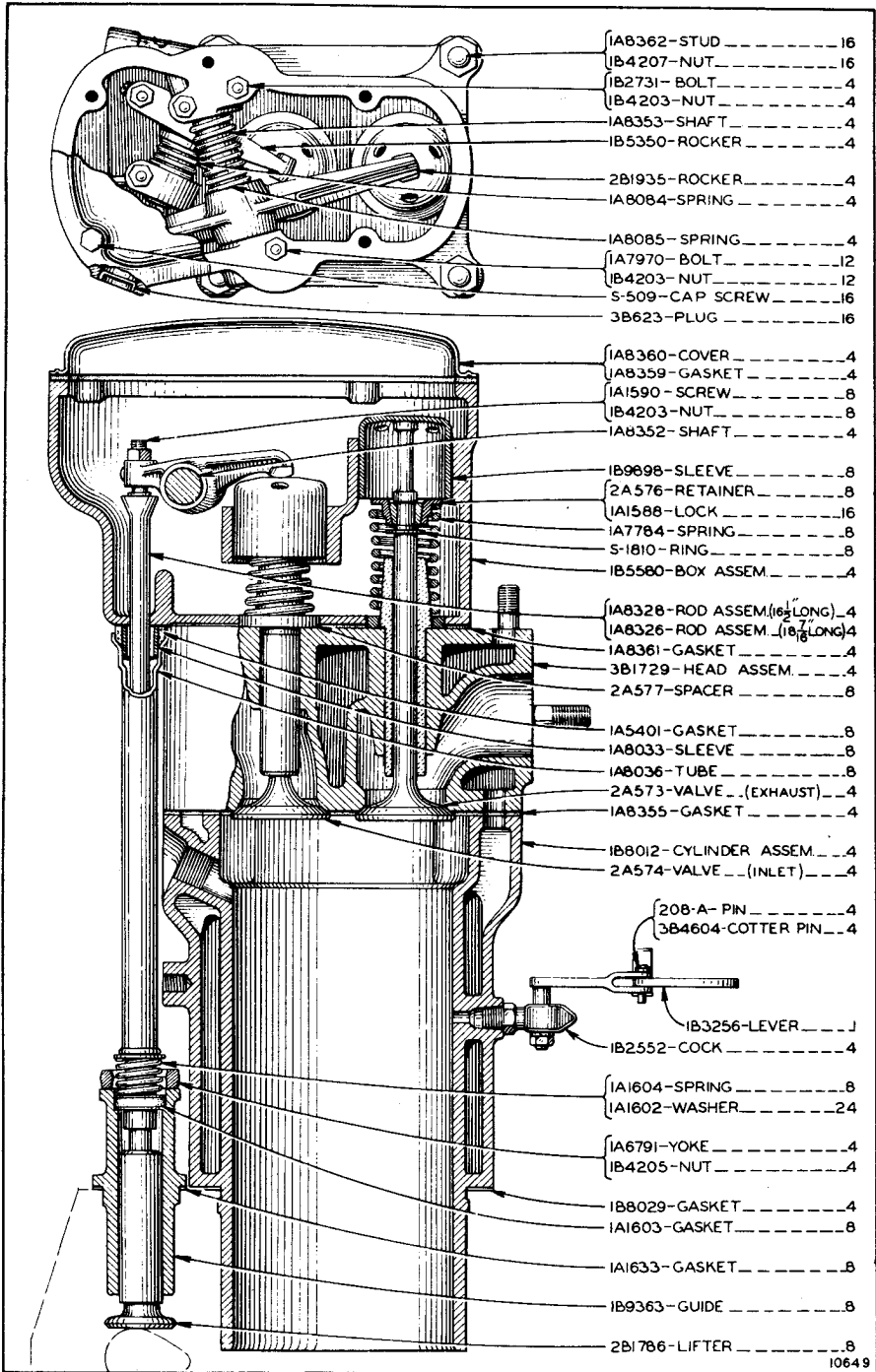


CRANKSHAFT



CONNECTING ROD AND PISTON (4 Groups Req'd.)

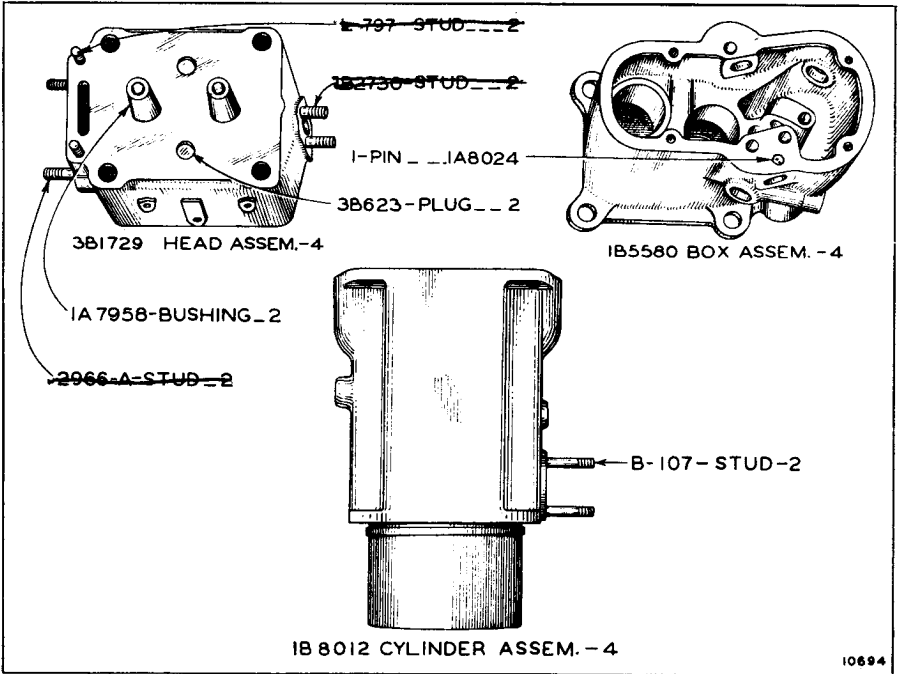
ALWAYS GIVE MACHINE NUMBER WHEN ORDERING PARTS



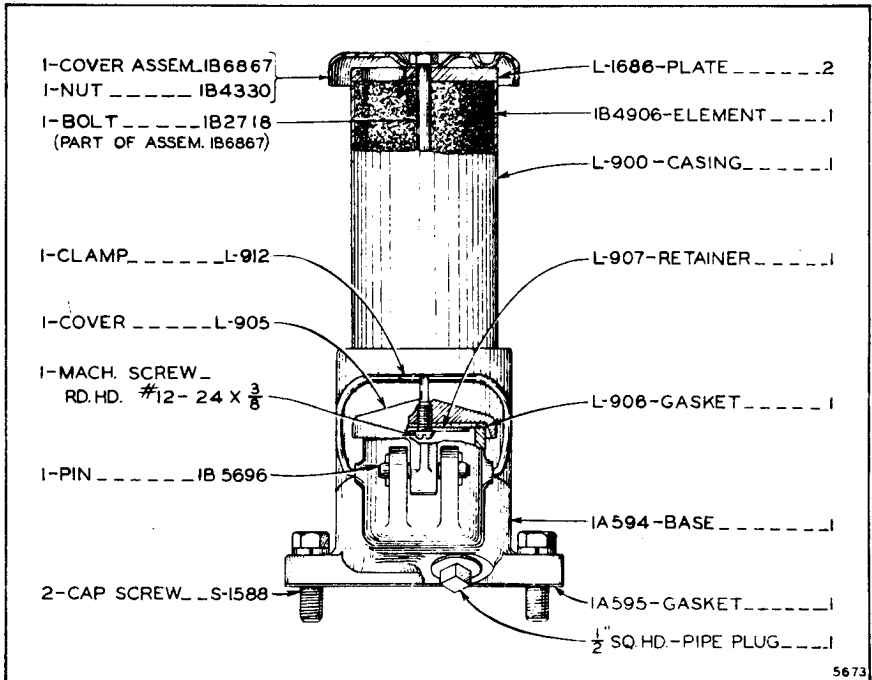
10649

CYLINDER, CYLINDER HEAD AND VALVE MECHANISM

ALWAYS GIVE MACHINE NUMBER WHEN ORDERING PARTS



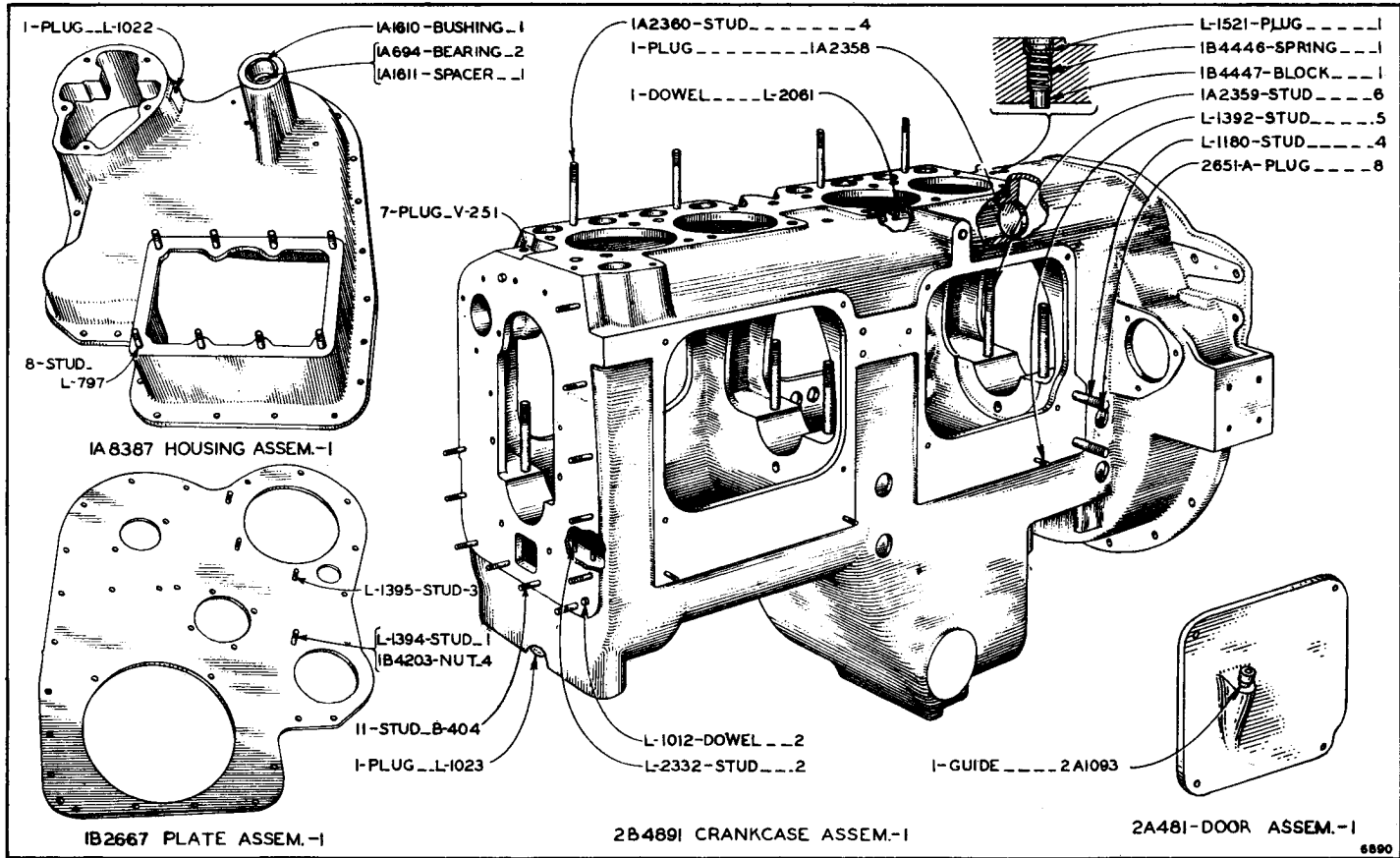
CYLINDER, CYLINDER HEAD AND VALVE MECHANISM ASSEMBLIES



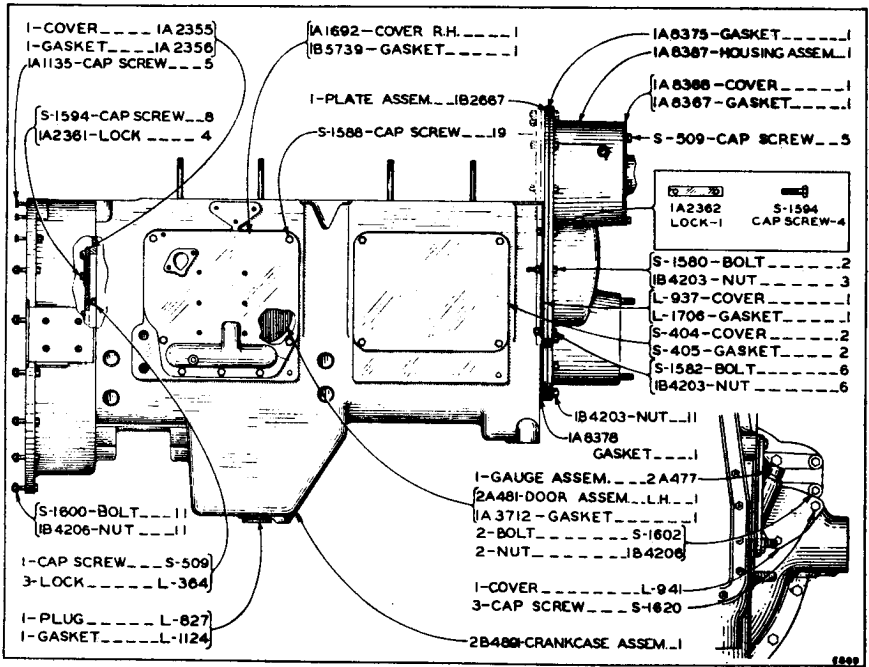
BREATHER AND OIL FILLER

ALWAYS GIVE MACHINE NUMBER WHEN ORDERING PARTS

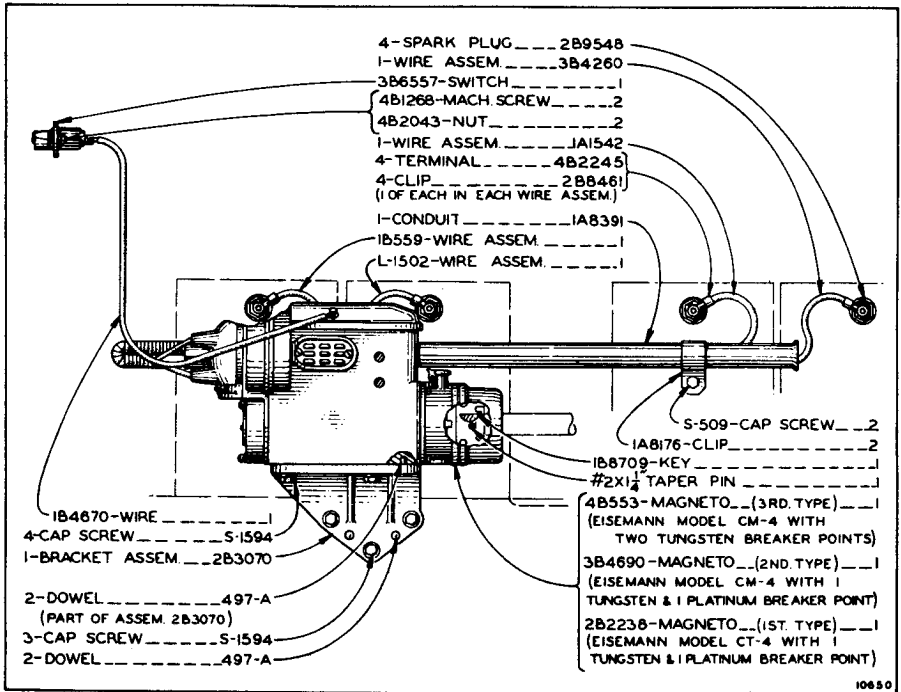
ALWAYS GIVE MACHINE NUMBER WHEN ORDERING PARTS



CRANKCASE AND COVER ASSEMBLIES



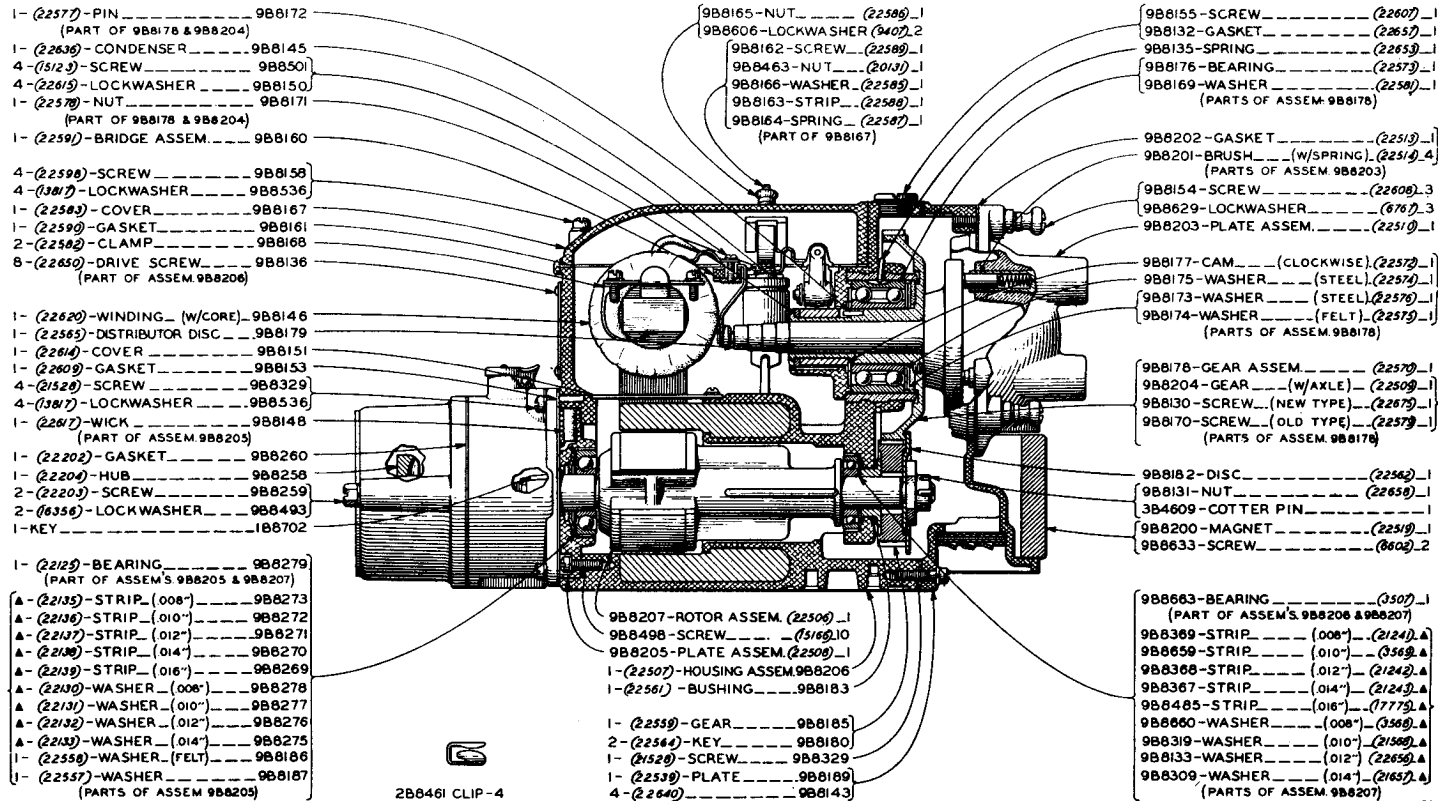
CRANKCASE AND COVERS



IGNITION SYSTEM

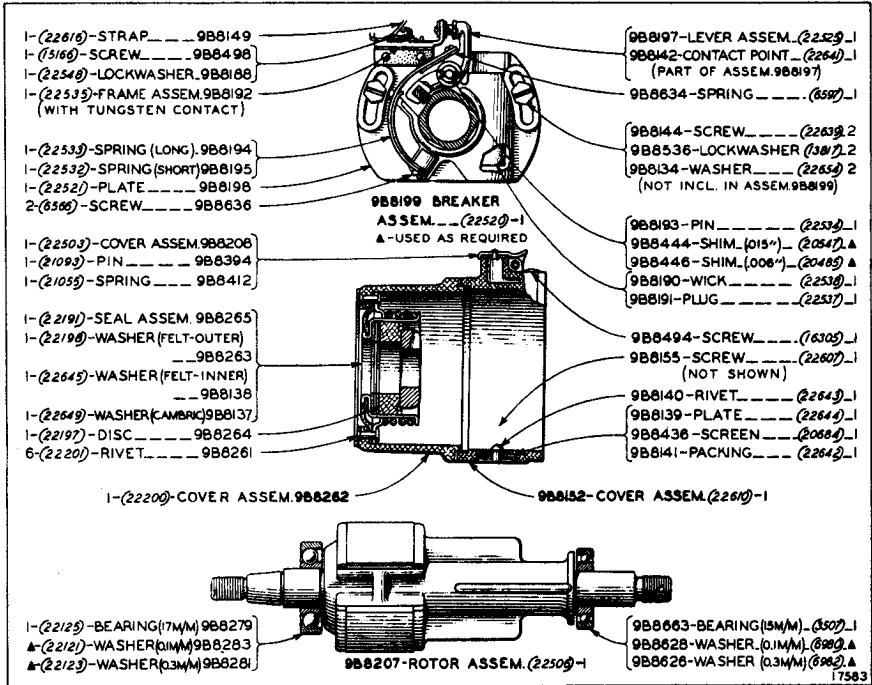
ALWAYS GIVE MACHINE NUMBER WHEN ORDERING PARTS

ALWAYS GIVE MACHINE NUMBER WHEN ORDERING PARTS



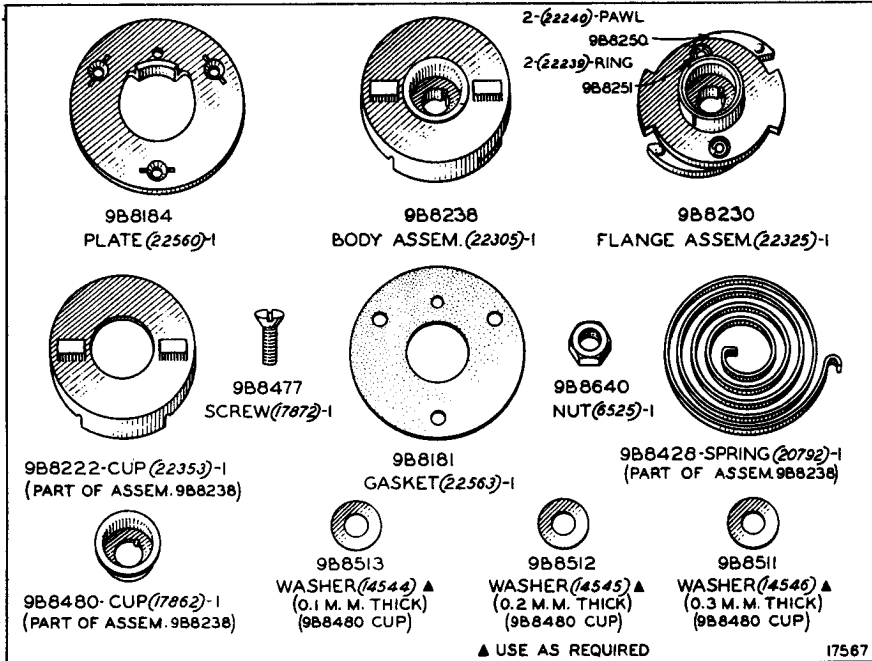
2B2238 MAGNETO PARTS

Note: Numbers shown in *(italics)* are "Eisemann" part numbers. (See Page 132)



2B2238 MAGNETO PARTS

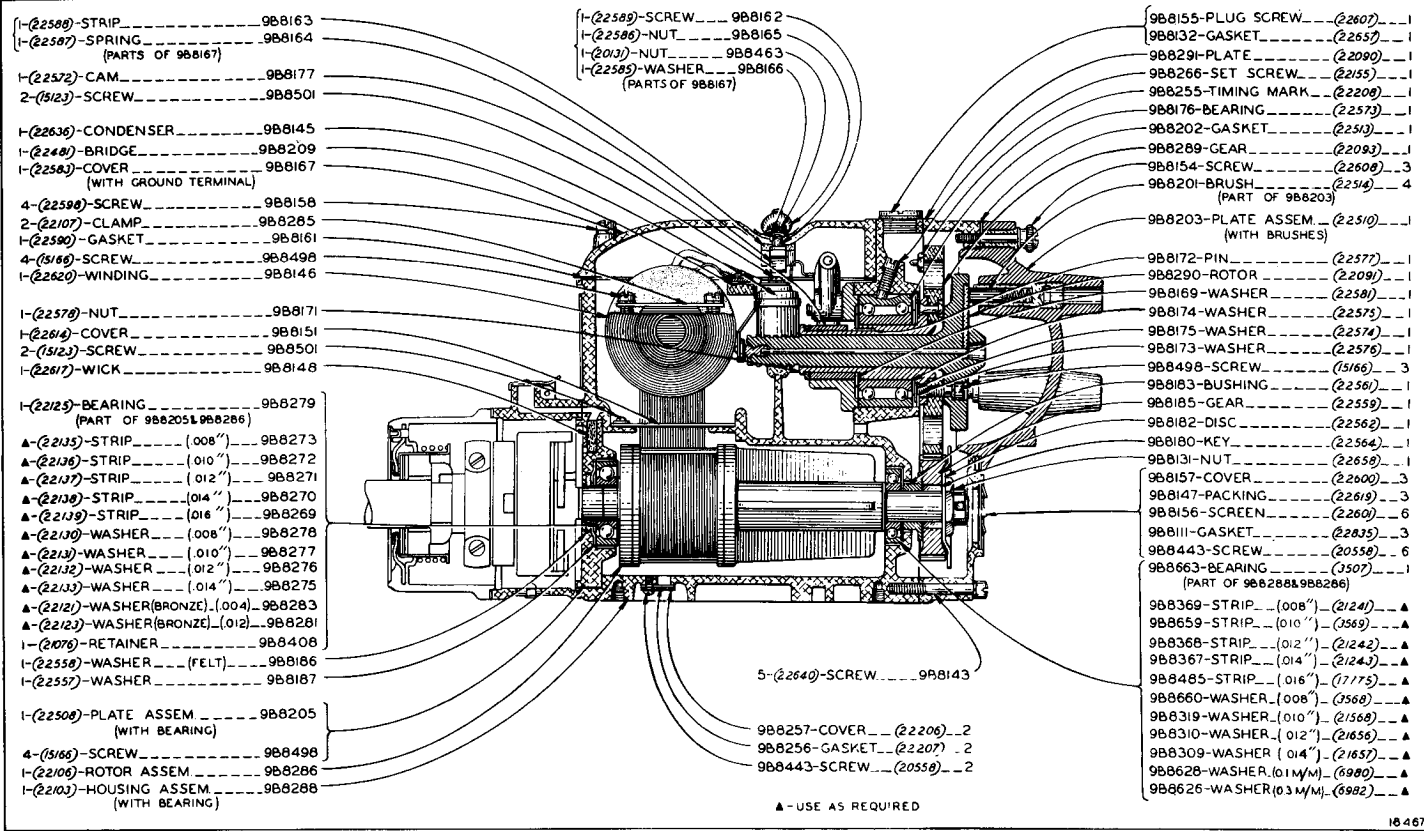
Note: Numbers shown in *(italics)* are "Eisemann" part numbers. (See Page 132)



9B8112 IMPULSE STARTER (22833)

(Part of 2B2238, 3B4690 and 4B553 Magneto)

Note: Numbers shown in *(italics)* are "Eisemann" part numbers. (See Page 132)



1-(22508)-STRIP	98B163
1-(22507)-SPRING	98B164
(PARTS OF 98B167)	
1-(22572)-CAM	98B177
2-(5123)-SCREW	98B501
1-(22636)-CONDENSER	98B145
1-(22400)-BRIDGE	98B209
1-(22583)-COVER	98B167
(WITH GROUND TERMINAL)	
4-(22598)-SCREW	98B158
2-(22107)-CLAMP	98B285
1-(22590)-GASKET	98B161
4-(5185)-SCREW	98B498
1-(22620)-WINDING	98B146
1-(22570)-NUT	98B171
1-(22616)-COVER	98B151
2-(15123)-SCREW	98B501
1-(22617)-WICK	98B148
1-(22123)-BEARING	98B279
(PART OF 98B205 & 98B286)	
A-(22135)-STRIP	.008" 98B273
A-(22136)-STRIP	.010" 98B272
A-(22137)-STRIP	.012" 98B271
A-(22138)-STRIP	.014" 98B270
A-(22139)-STRIP	.016" 98B269
A-(22130)-WASHER	.008" 98B278
A-(22131)-WASHER	.010" 98B277
A-(22132)-WASHER	.012" 98B276
A-(22133)-WASHER	.014" 98B275
A-(22121)-WASHER (BRONZE)	.004" 98B283
A-(22122)-WASHER (BRONZE)	.012" 98B281
1-(2070)-RETAINER	98B408
1-(22558)-WASHER	(FELT) 98B186
1-(22557)-WASHER	98B187
1-(22508)-PLATE ASSEM	98B205
(WITH BEARING)	
4-(5185)-SCREW	98B498
1-(22106)-ROTOR ASSEM	98B286
1-(22103)-HOUSING ASSEM	98B288
(WITH BEARING)	

1-(22589)-SCREW	98B162
1-(22586)-NUT	98B165
1-(2033)-NUT	98B463
1-(22585)-WASHER	98B166
(PARTS OF 98B167)	

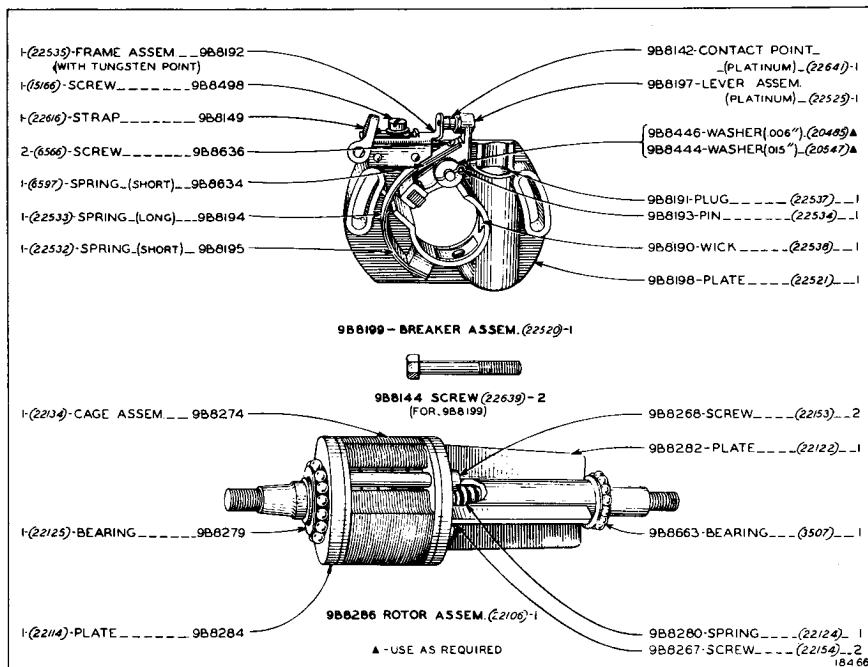
98B155-PLUG SCREW	(22607) 1
98B32-GASKET	(22657) 1
98B291-PLATE	(22090) 1
98B266-SET SCREW	(22155) 1
98B255-TIMING MARK	(22200) 1
98B176-BEARING	(22573) 1
98B202-GASKET	(22513) 1
98B289-GEAR	(22093) 1
98B154-SCREW	(22600) 3
98B201-BRUSH	(22514) 4
(PART OF 98B203)	
98B203-PLATE ASSEM	(22510) 1
(WITH BRUSHES)	
98B172-PIN	(22577) 1
98B290-ROTOR	(22091) 1
98B169-WASHER	(22581) 1
98B174-WASHER	(22575) 1
98B175-WASHER	(22574) 1
98B173-WASHER	(22576) 1
98B498-SCREW	(15166) 3
98B163-BUSHING	(22561) 1
98B185-GEAR	(22559) 1
98B182-DISC	(22562) 1
98B180-KEY	(22564) 1
98B131-NUT	(22658) 1
98B157-COVER	(22600) 3
98B147-PACKING	(22619) 3
98B156-SCREEN	(22604) 6
98B111-GASKET	(22835) 3
98B443-SCREW	(20558) 6
98B663-BEARING	(3507) 1
(PART OF 98B288 & 98B286)	
98B369-STRIP	.008" (2124) 1
98B659-STRIP	.010" (1569) 1
98B368-STRIP	.012" (2124) 1
98B367-STRIP	.014" (2124) 1
98B485-STRIP	.016" (17175) 1
98B660-WASHER	.008" (3560) 1
98B319-WASHER	.010" (1560) 1
98B310-WASHER	.012" (21656) 1
98B309-WASHER	.014" (21657) 1
98B628-WASHER	.011M (6900) 1
98B626-WASHER	.013M (6982) 1

5-(22640)-SCREW	98B143
98B257-COVER	(22206) 2
98B256-GASKET	(22207) 2
98B443-SCREW	(20550) 2

A - USE AS REQUIRED

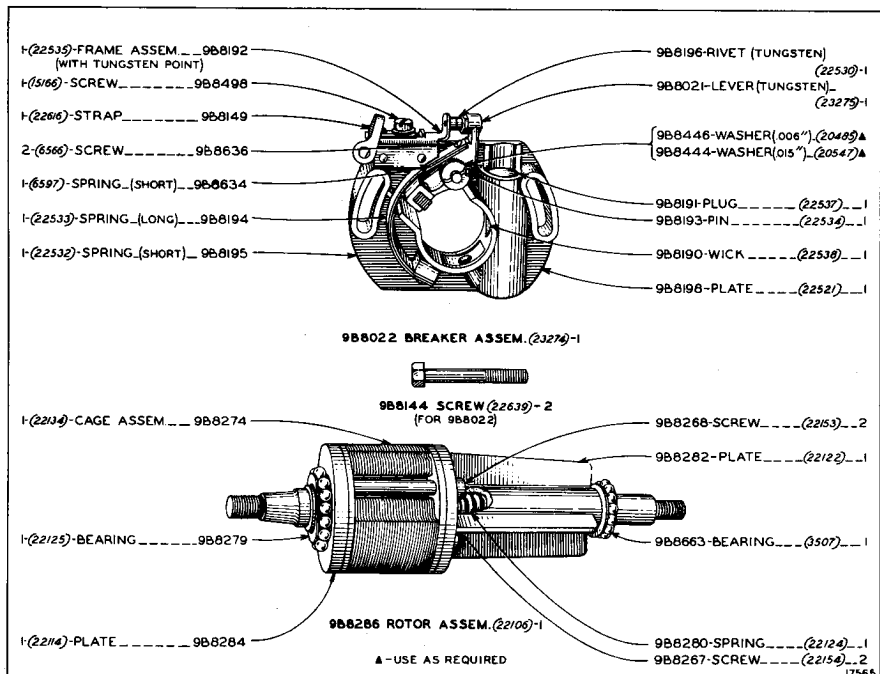
3B4690 MAGNETO PARTS

Note: Numbers shown in (italics) are "Eisemann" part numbers. (See Page 132)



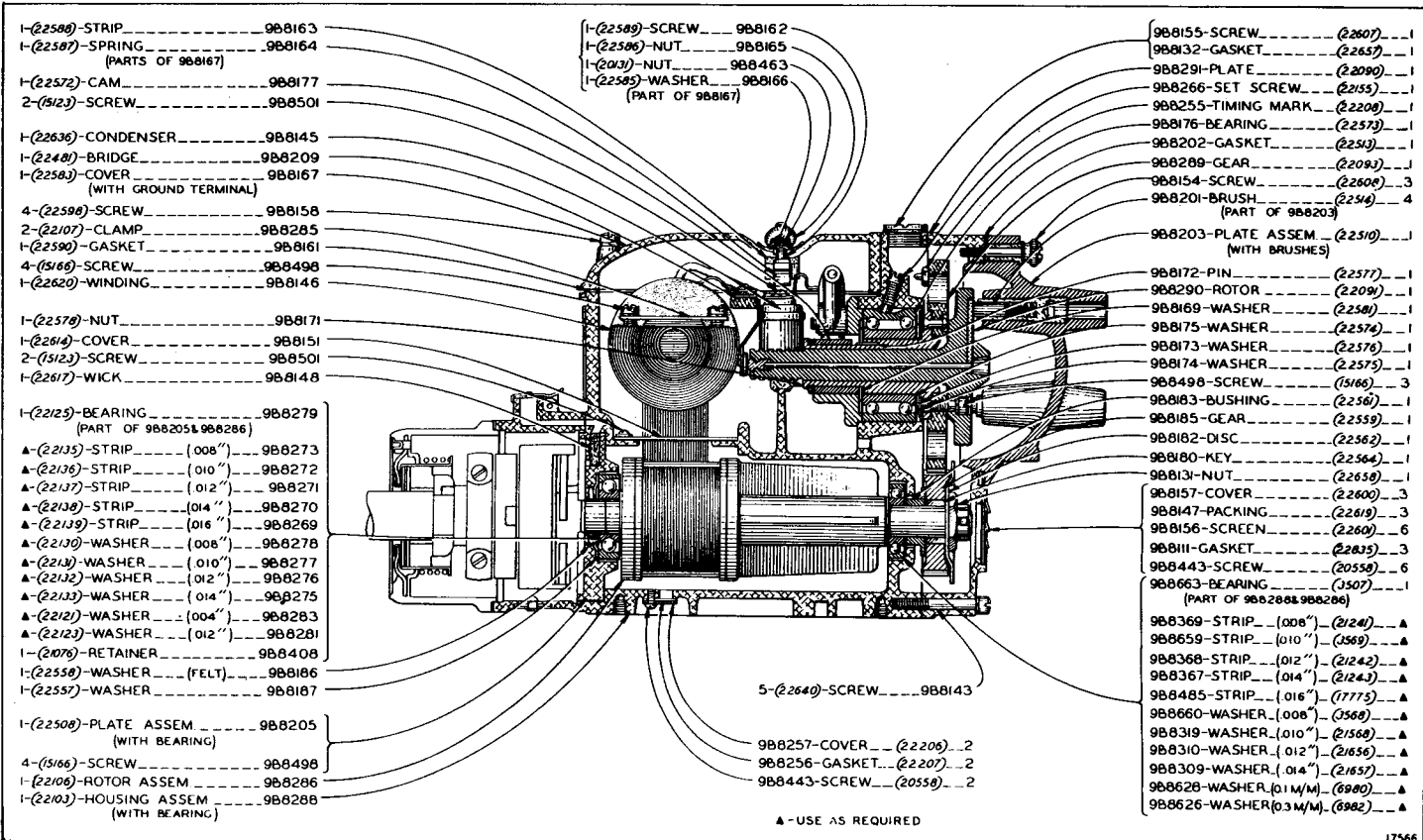
3B4690 MAGNETO PARTS

Note: Numbers shown in *(italics)* are "Eisemann" part numbers. (See Page 132)



4B553 MAGNETO PARTS

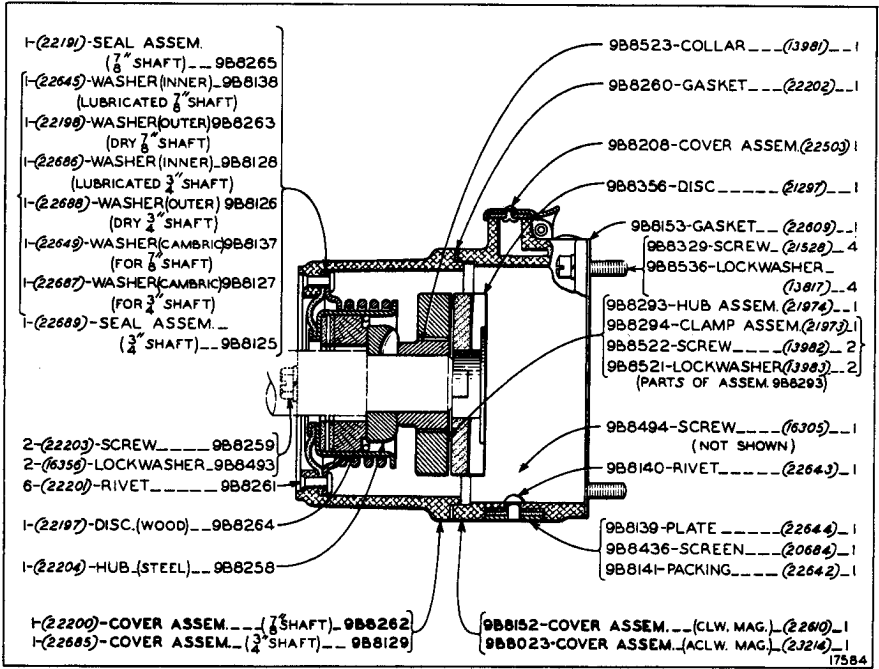
Note: Numbers shown in *(italics)* are "Eisemann" part numbers. (See Page 132)
ALWAYS GIVE MACHINE NUMBER WHEN ORDERING PARTS



▲ - USE AS REQUIRED

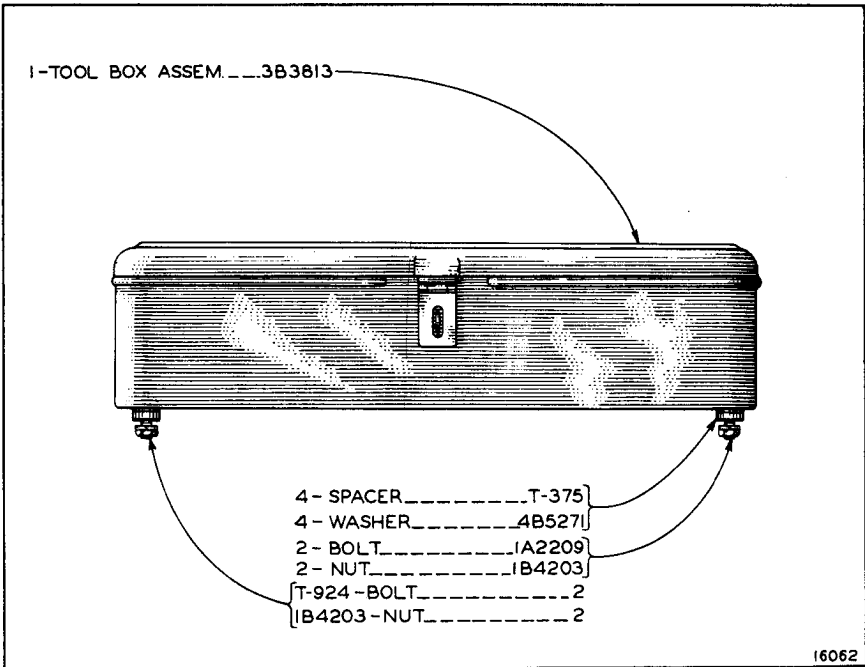
4B553 MAGNETO PARTS

Note: Numbers shown in *italics* are "Eisemann" part numbers. (See Page 132)



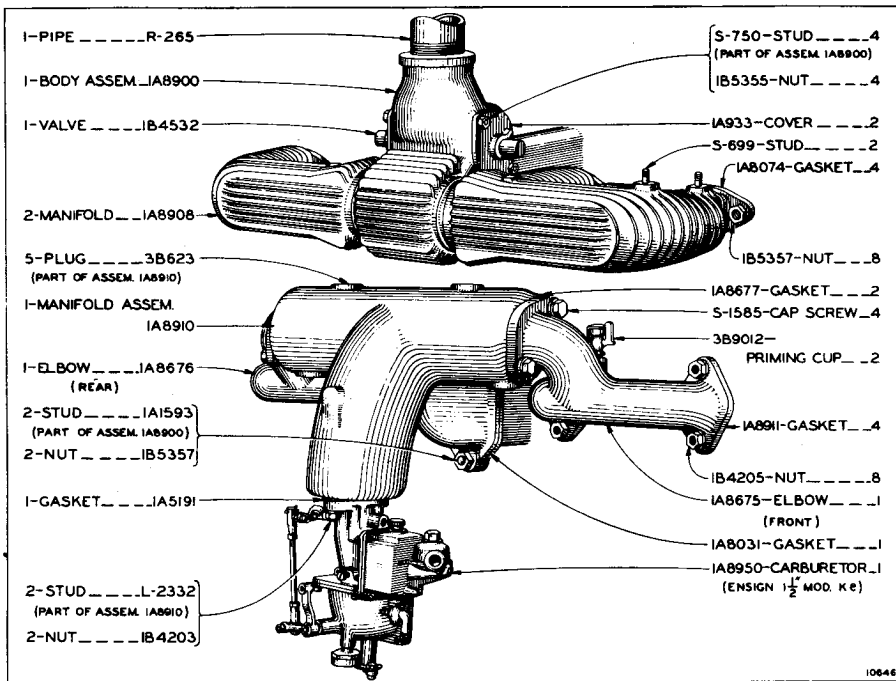
4B553 MAGNETO PARTS

Note: Numbers shown in *(italics)* are "Eisemann" part numbers. (See Page 132)

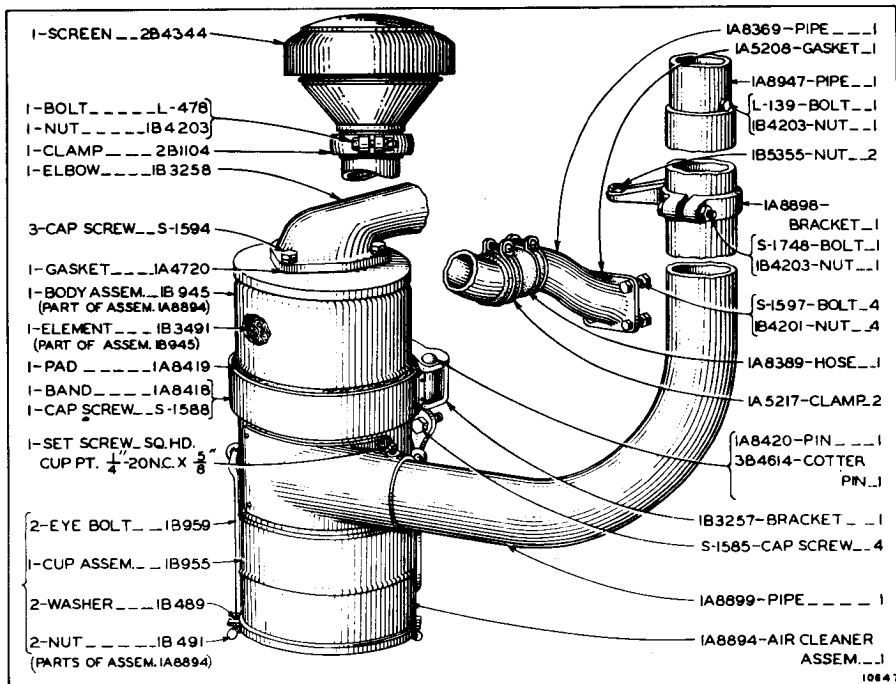


TOOL BOX
 (Effective with Machine 5A1349)

ALWAYS GIVE MACHINE NUMBER WHEN ORDERING PARTS

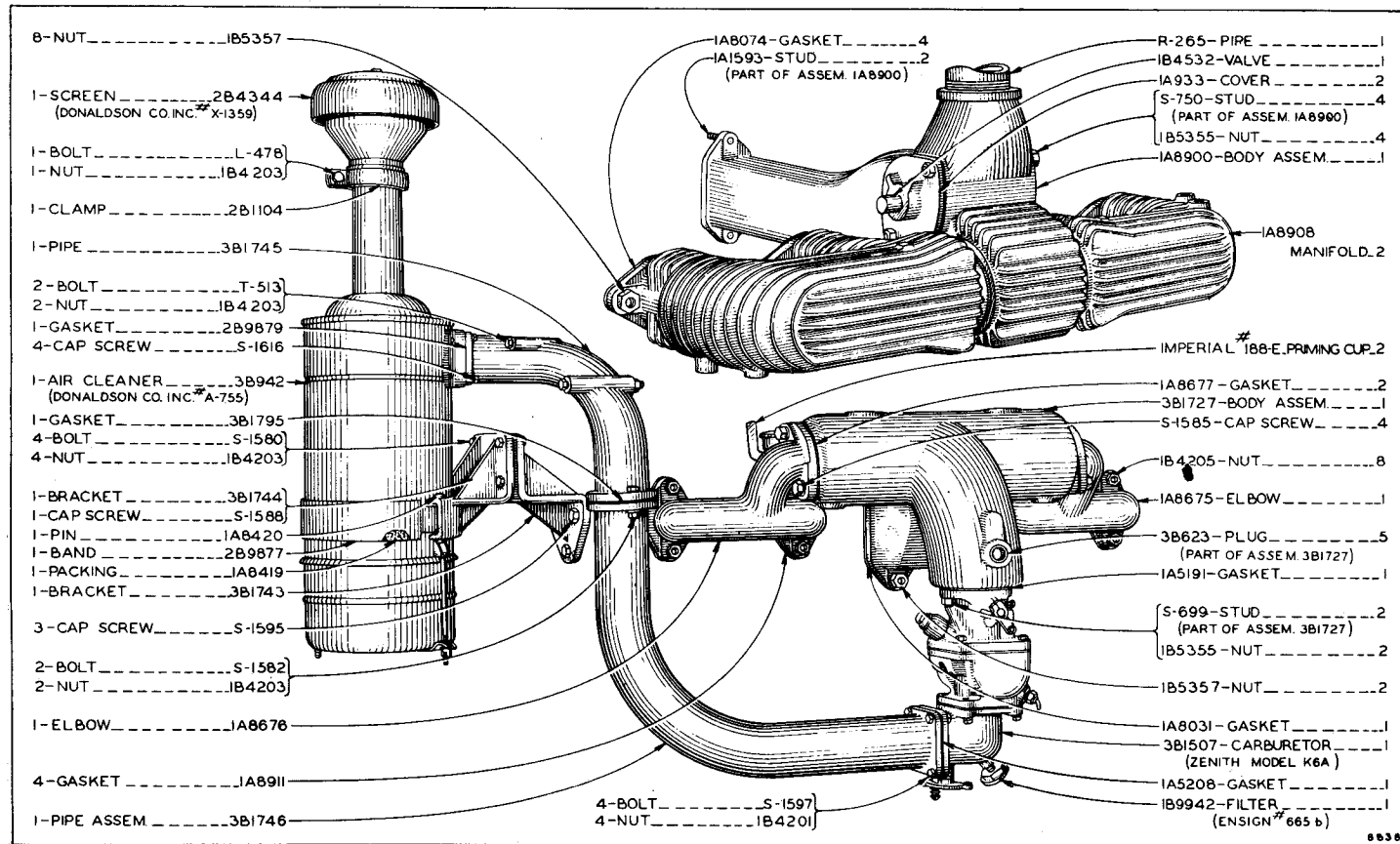


MANIFOLDS
(Machines 5A1091 to 5A1500 Inclusive)




AIR CLEANER
(Machines 5A1091 to 5A1500 Inclusive).

ALWAYS GIVE MACHINE NUMBER WHEN ORDERING PARTS



MANIFOLD AND AIR CLEANER
(Effective with Machine 5A1501)

1A8950 CARBURETOR



PARTS CATALOG

25

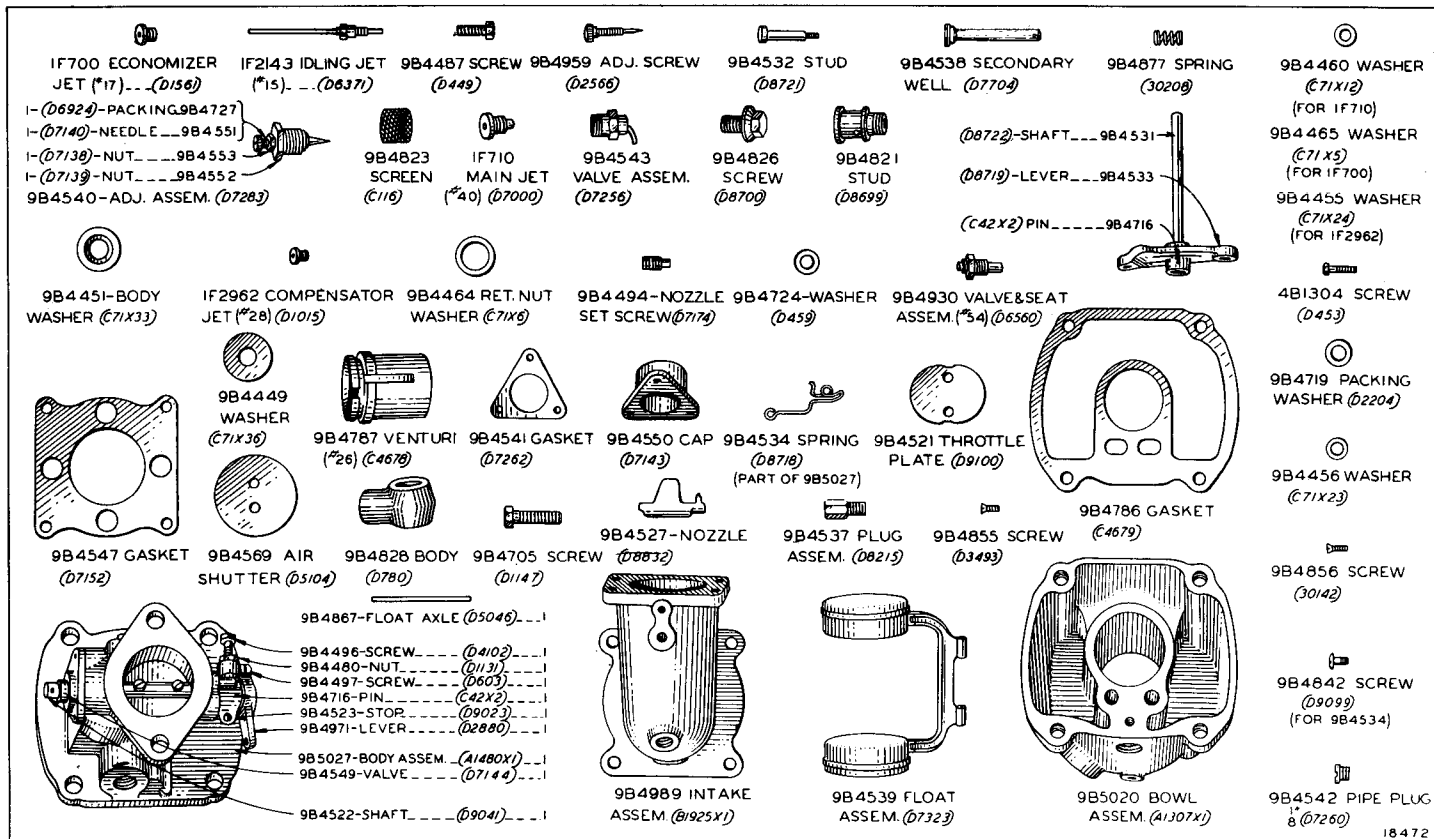
1A8950 CARBURETOR

"CATERPILLAR" PART NO.	DESCRIPTION	QTY. USED	"ENSGN" PART NO.
987963	Cotter Pin	1	4-5f
987950	Disc-Throttle	1	5K9e
987933	Gasket-Strainer Cage	1	4-24
987923	Pivot-Float Lever	1	4-30
987922	Bowl-Fuel	1	K37
987914	Screen-Strainer Cage	1	4-39
987911	Plug-7/16" Welch	1	4-43
987907	Nut-Strainer Cage	1	4-44
987850	Screw-Fuel Adjustment	1	4A64e
987846	Retainer-Idle Adjustment	1	2-65
987842	Screw-Idle Adjustment Retainer	2	2-66
987834	Screw-Throttle Stop Adjusting	1	2-70
987816	Disc-Choke	1	6A153
987812	Staple-Disc	1	2-154
987802	Pin-Choke Lever	1	3-157
987798	Lever-Choke	1	4A159
987781	Bushing-Throttle Bearing	2	B176
987762	Orifice-Fuel	1	45K191
987761	Shaft-Choke	1	5K196e
987759	Spring-Needle Valve	1	A198
987755	Valve-Needle	1	K199
987754	Washer-Throttle Dust	1	A204e
987747	Screw	9	A212
3B4504	Lockwasher	2	A214
987746	Lockwasher-Fuel Bowl & Air Horn	8	A215
987744	Screw Plug-Fuel Control	2	4-220
987714	Plug-3/16" Welch-Throttle Tube	5	302
987713	Plug-3/8" Welch	1	304
987712	Bushing-Nozzle Passage	1	K305
987710	Screw-Throttle Shaft	2	361
987707	Body-Drain Filter	1	365
987706	Felt-Drain Filter	1	366
987705	Ring-Drain Filter	1	368
987704	Plug-1/4" Welch	4	385
987703	Screw-Idle Adjustment	1	387c
987691	Air Horn	1	5K410e
987685	Gasket-Air Horn	1	5K411
987680	Gasket-Fuel Bowl	1	5K412
987672	Stud-Bell Crank	1	5K442e
987671	Rod-Ball Joint	1	5K443e
1B4415	Ball Joint	2	5K444e
987670	Washer-Brass	1	446
987669	Washer-Choke Dust	1	447
987668	Screen-Drain Filter	1	453
1B4201	Nut-Hex. Head	4	1018
987845	Bleed Screw-"L"	1	3L65
987882	Bleed Screw-"M"	1	4M52
987863	Bleed Screw-"SW" or	1	4SW60
987864	Bleed Screw-"W"	1	4W60
987627	Tube Assem.-Throttle	1	536K601e
987577	Control Assem.-Fuel	1	5K610e
987567	Bowl Assem.-Fuel	1	5K612e
3B9068	Cock-Drain	1	621
987547	Cage Assem.-Strainer	1	5A627e
987538	Shaft & Lever Assem.-Throttle	1	5K630e
987532	Air Horn Assem.	1	5K632e
987491	Float Assem.-Cork	1	5A646e
987488	Valve Assem.-Float	1	5A647e
1B9942	Filter Assem.-Drain	1	665b
987482	Screen Assem.-Drain Filter	1	671
987475	Rod Assem.	1	5K685e
987474	Bell Crank Assem.	1	5K686e

1B468





























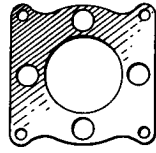






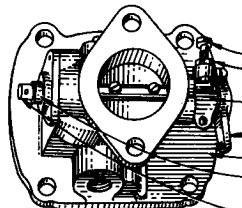



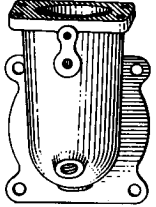
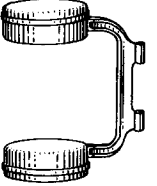
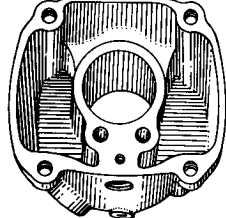
ALWAYS GIVE MACHINE NUMBER WHEN ORDERING PARTS

ALWAYS GIVE MACHINE NUMBER WHEN ORDERING PARTS



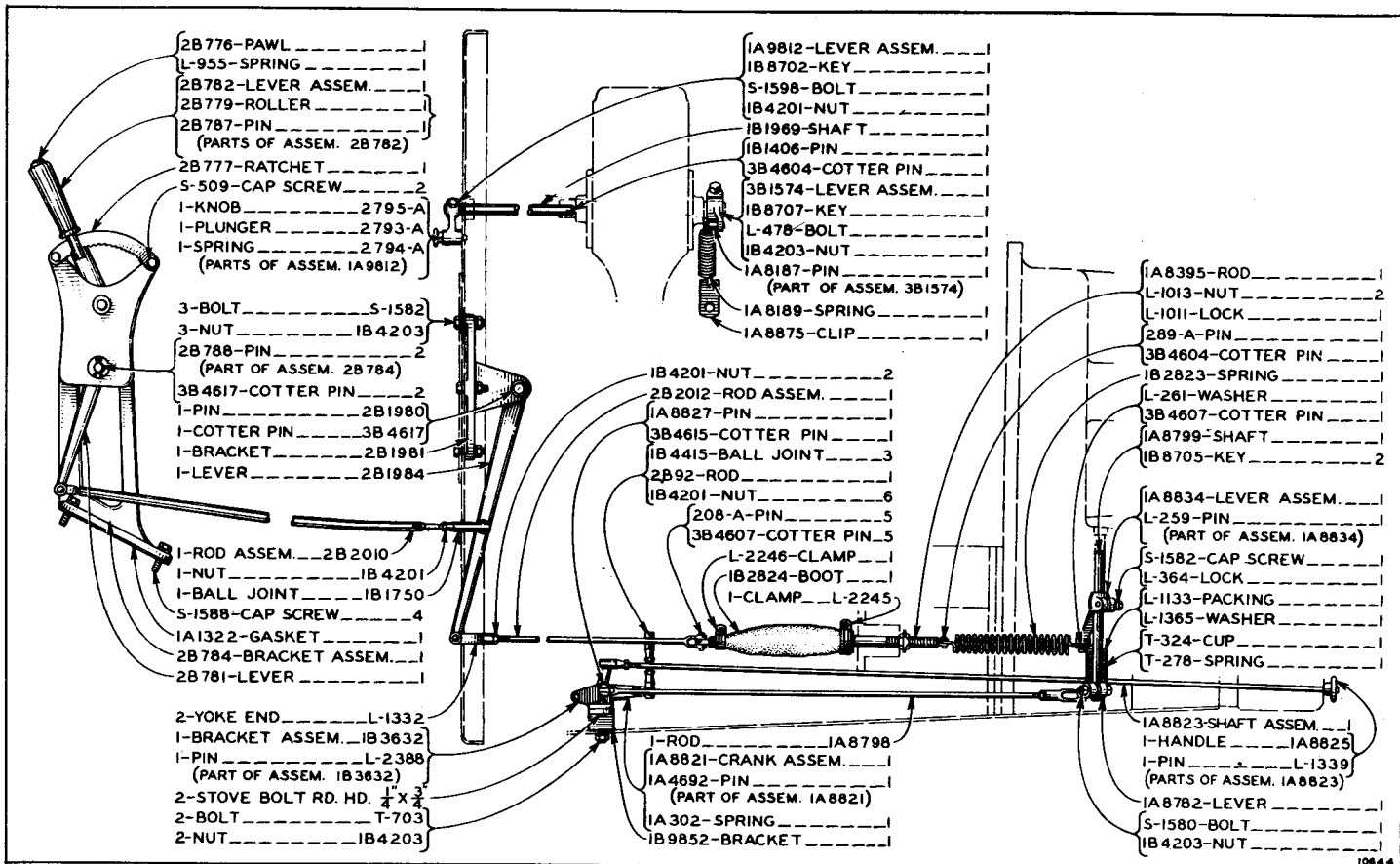
3B1507 CARBURETOR (First Type)

Note: Numbers shown in *(italics)* are "Zenith" part numbers. (See Page 132)

							
IF700 ECONOMIZER JET (*17) <i>(D156)</i>	IF2143 IDLING JET (*15) <i>(D6371)</i>	9B4487 SCREW <i>(D449)</i>	9B4959 ADJ. SCREW <i>(D2568)</i>	9B4532 STUD <i>(D872)</i>	9B4538 SECONDARY WELL <i>(D7709)</i>	9B4877 SPRING <i>(30208)</i>	9B4460 WASHER <i>(C71X12)</i> (FOR IF710)
1- <i>(D6924)</i> -PACKING 9B4727 1- <i>(D7140)</i> -NEEDLE 9B4551 1- <i>(D7138)</i> -NUT 9B4553 1- <i>(D7139)</i> -NUT 9B4552 9B4540-ADJ. ASSEM. <i>(D7289)</i>							9B4465 WASHER <i>(C71X5)</i> (FOR IF700)
	9B4823 SCREEN <i>(C116)</i>	IF710 MAIN JET <i>(*40) (D7000)</i>	9B4543 VALVE ASSEM. <i>(D7256)</i>	9B4826 SCREW <i>(D8709)</i>	9B4821 STUD <i>(D8699)</i>	<i>(D8722)</i> -SHAFT 9B4531 <i>(D8719)</i> -LEVER 9B4533 <i>(C42X2)</i> PIN 9B4716	9B4455 WASHER <i>(C71X24)</i> (FOR IF2962)
							
9B4451-BODY WASHER <i>(C71X33)</i>	IF2962 COMPENSATOR JET (*28) <i>(D1015)</i>	9B4464 RET. NUT WASHER <i>(C71X6)</i>	9B4494-NOZZLE SET SCREW <i>(D7174)</i>	9B4724-WASHER <i>(D459)</i>	9B4930 VALVE & SEAT ASSEM. (*34) <i>(D6560)</i>	4B1304 SCREW <i>(D453)</i>	
							9B4719 PACKING WASHER <i>(D2204)</i>
9B4449 WASHER <i>(C71X36)</i>	9B4787 VENTURI <i>(*26) (C4678)</i>	9B4541 GASKET <i>(D7262)</i>	9B4550 CAP <i>(D7143)</i>	9B4534 SPRING <i>(D8718)</i> (PART OF 9B5027)	9B4521 THROTTLE PLATE <i>(D9100)</i>	9B4786 GASKET <i>(C4679)</i>	9B4456 WASHER <i>(C71X23)</i>
							
9B4547 GASKET <i>(D7152)</i>	9B4569 AIR SHUTTER <i>(D5104)</i>	9B4828 BODY <i>(D780)</i>	9B4705 SCREW <i>(D1147)</i>	9B4527-NOZZLE <i>(D8832)</i>	9B4537 PLUG ASSEM. <i>(D8215)</i>	9B4855 SCREW <i>(D3493)</i>	
							9B4856 SCREW <i>(30142)</i>
9B4867-FLOAT AXLE <i>(D5046)</i> ...1	9B4496-SCREW <i>(D4102)</i> ...1	9B4480-NUT <i>(D1131)</i> ...1	9B4716-PIN <i>(C42X2)</i> ...1	9B4989 INTAKE ASSEM. <i>(D1925X1)</i>	9B4539 FLOAT ASSEM. <i>(D7323)</i>	9B5020 BOWL ASSEM. <i>(A1307X1)</i>	9B4842 SCREW <i>(D9099)</i> (FOR 9B4534)
9B4496-SCREW <i>(D4102)</i> ...1	9B4480-NUT <i>(D1131)</i> ...1	9B4716-PIN <i>(C42X2)</i> ...1	9B4771-LEVER <i>(C8279)</i> ...1	9B4549-VALVE <i>(D7144)</i> ...1			9B4542 PIPE PLUG <i>(D7260)</i>
9B4716-PIN <i>(C42X2)</i> ...1	9B4771-LEVER <i>(C8279)</i> ...1	9B5027-BODY ASSEM. <i>(A1480X1)</i> ...1	9B4549-VALVE <i>(D7144)</i> ...1	9B4522-SHAFT <i>(D9041)</i> ...1			

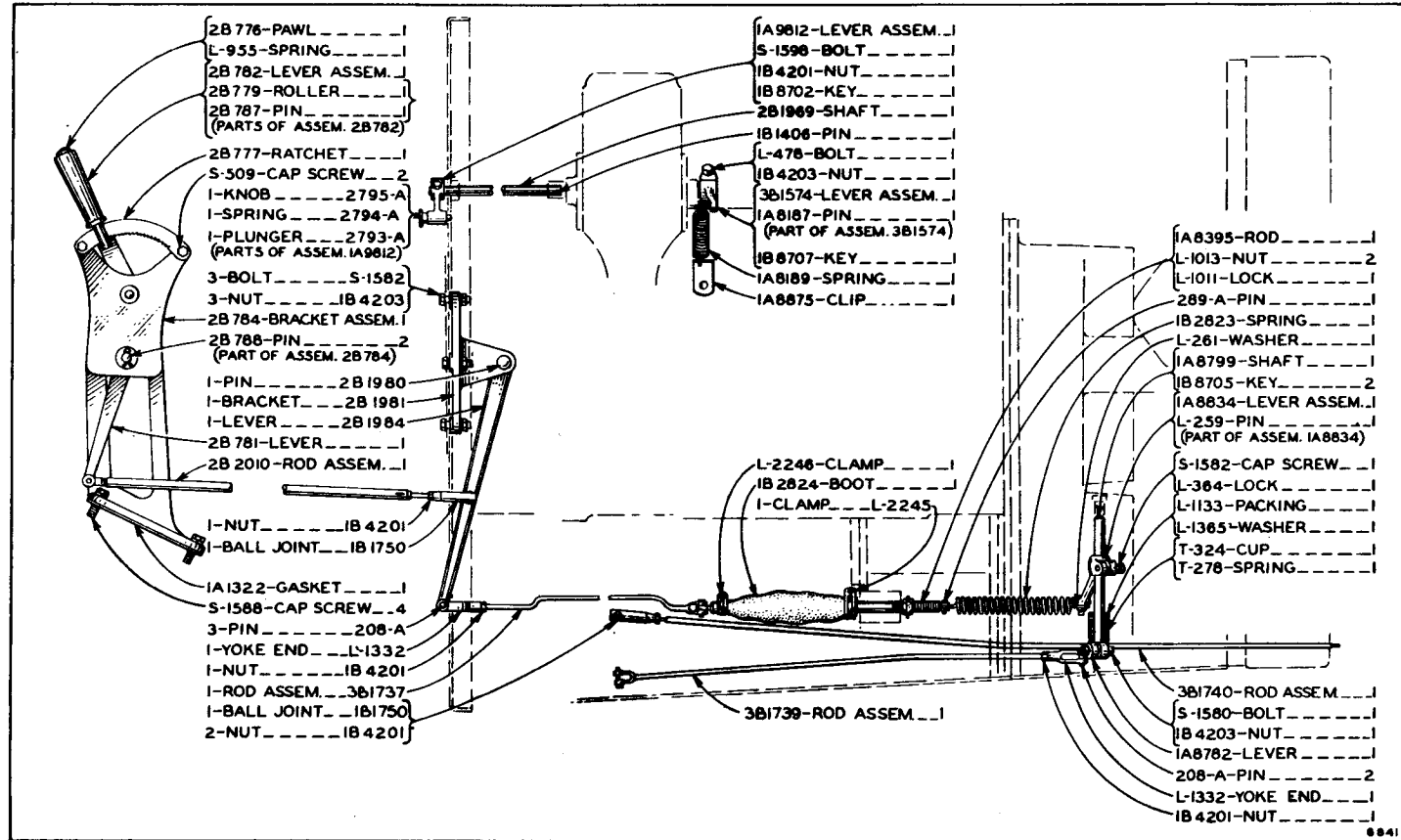
3B1507 CARBURETOR (Second Type)

Note: Numbers shown in *(italics)* are "Zenith" part numbers. (See Page 132)

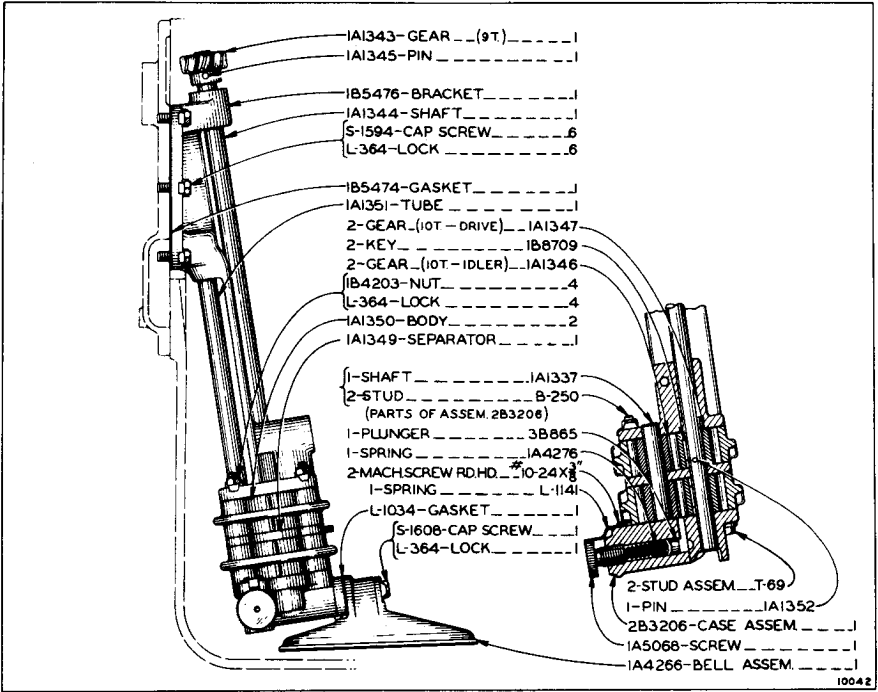


CARBURETOR, HEAT, GOVERNOR AND CHOKE CONTROLS
(Machines 5A1091 to 5A1500 Inclusive)

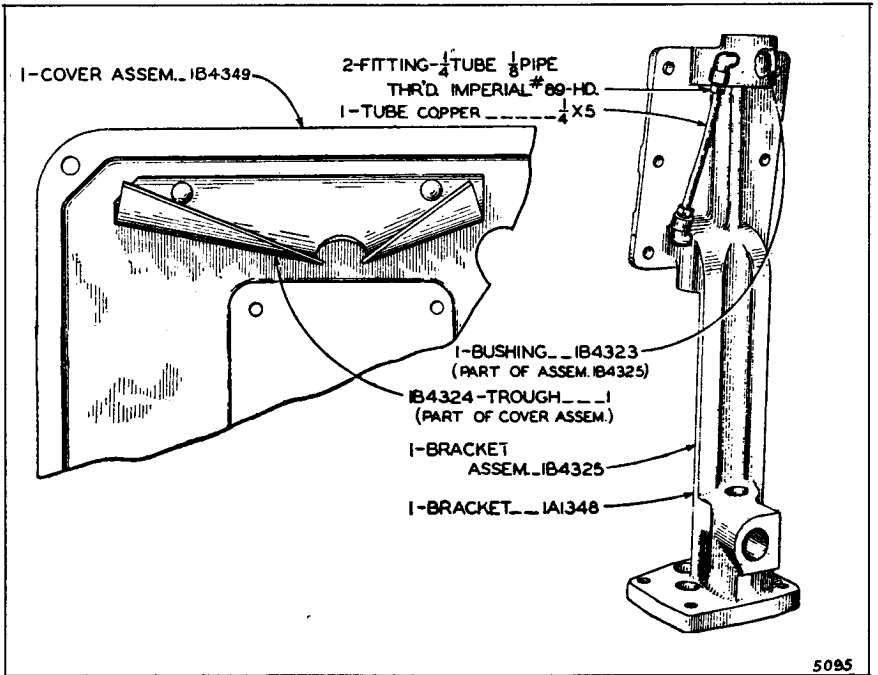
ALWAYS GIVE MACHINE NUMBER WHEN ORDERING PARTS



CARBURETOR, HEAT, GOVERNOR AND CHOKE CONTROLS
 (Effective with Machine 5A1501)

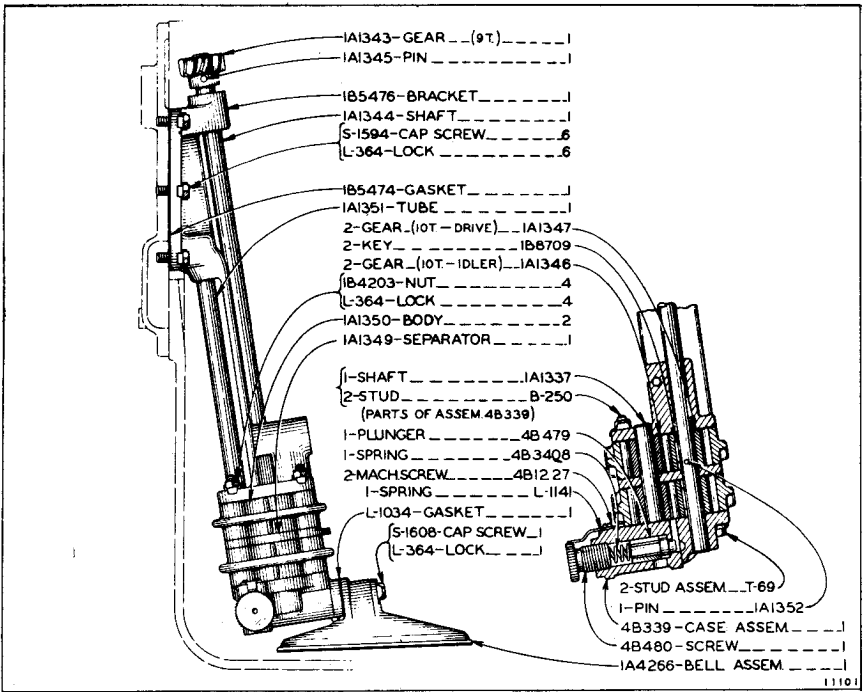


1B2496 OIL PUMP GROUP
 (Machines 5A1091 to 5A1789 Inclusive)

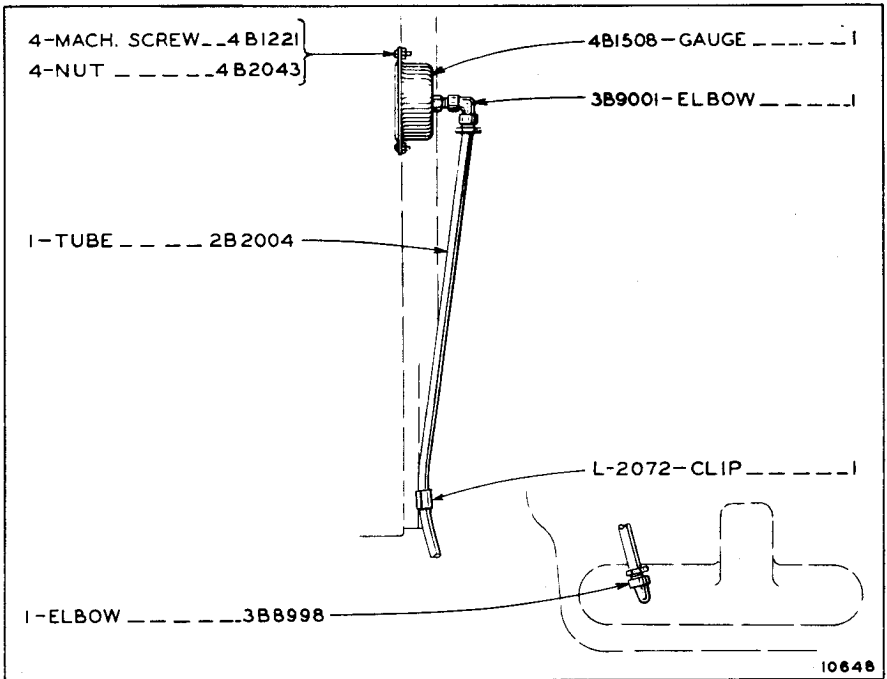


OIL PUMP PARTS
 (Machines 5A1091 to 5A1789 Inclusive)

ALWAYS GIVE MACHINE NUMBER WHEN ORDERING PARTS

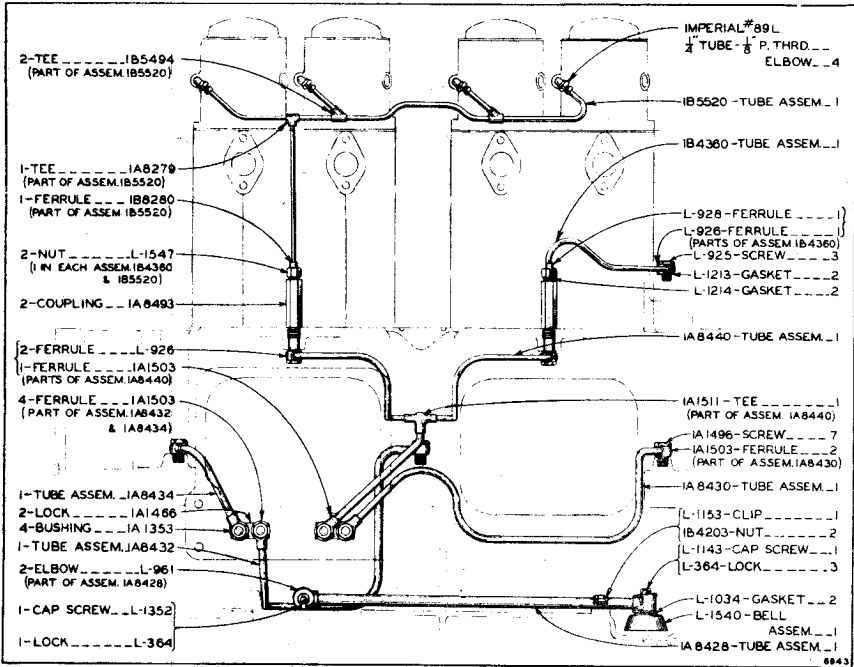


4B340 OIL PUMP GROUP
(Effective with Machine 5A1790)

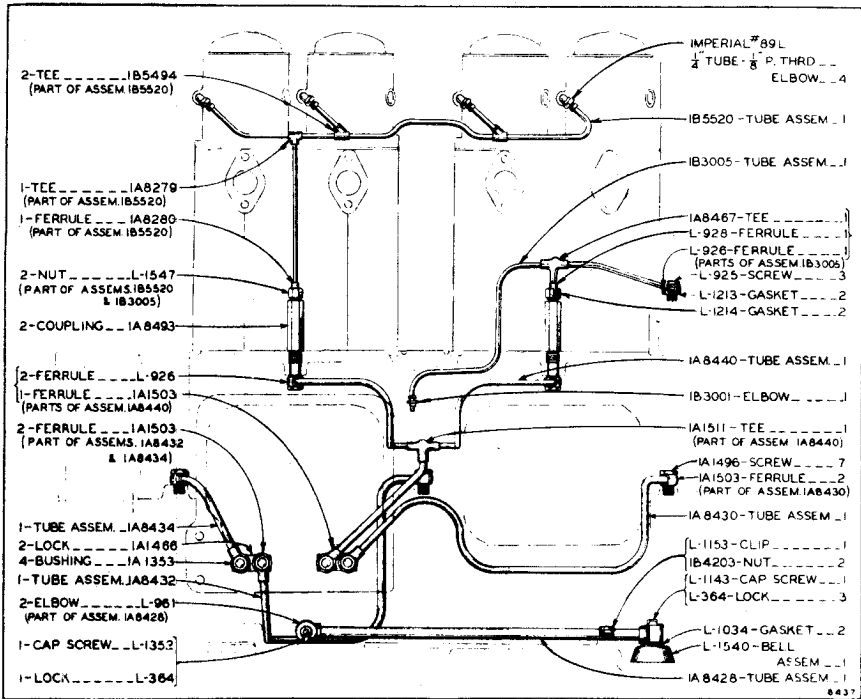


OIL GAUGE

ALWAYS GIVE MACHINE NUMBER WHEN ORDERING PARTS

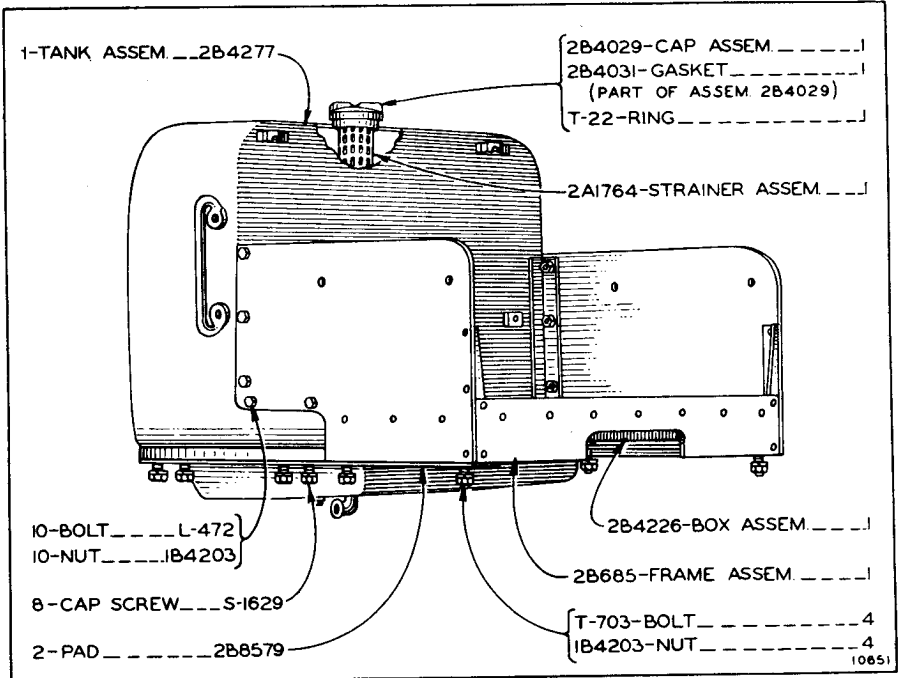


OIL LINES
(Machines 5A1091 to 5A1254 Inclusive)

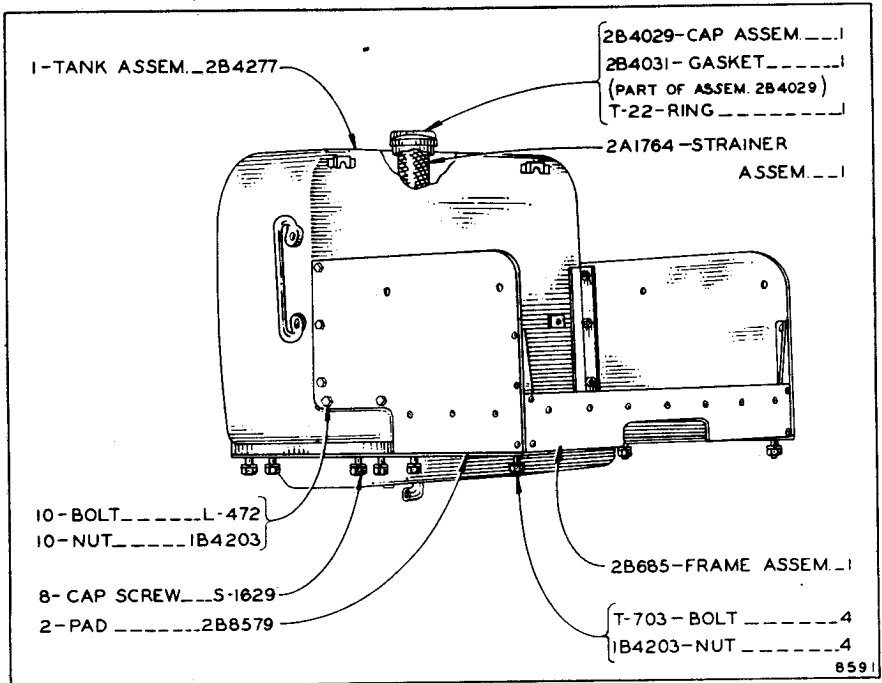


OIL LINES
(Effective with Machine 5A1255)

ALWAYS GIVE MACHINE NUMBER WHEN ORDERING PARTS

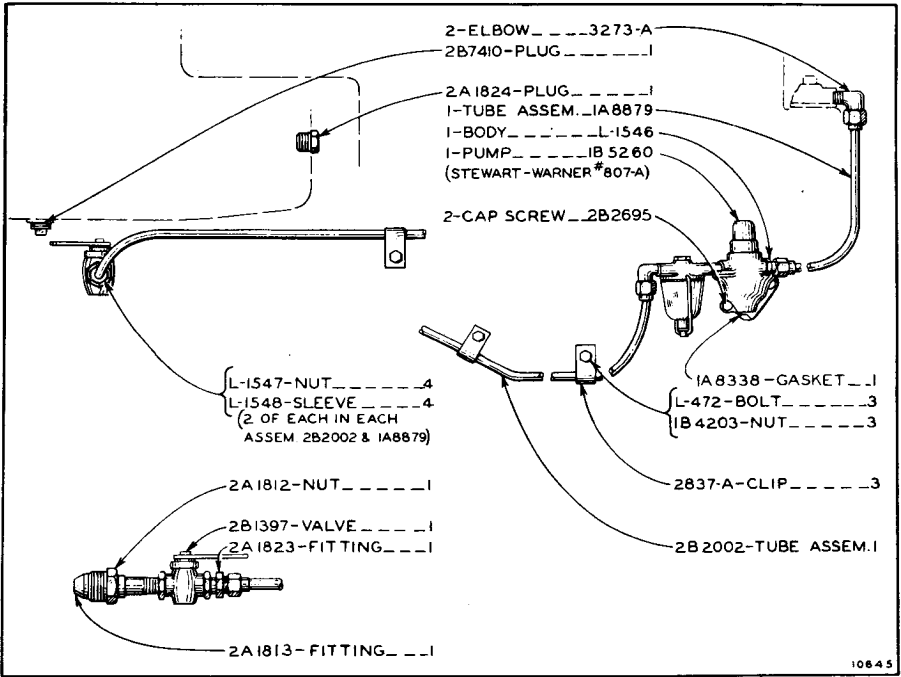


FUEL TANK AND SEAT FRAME
 (Machines 5A1091 to 5A1348 Inclusive)

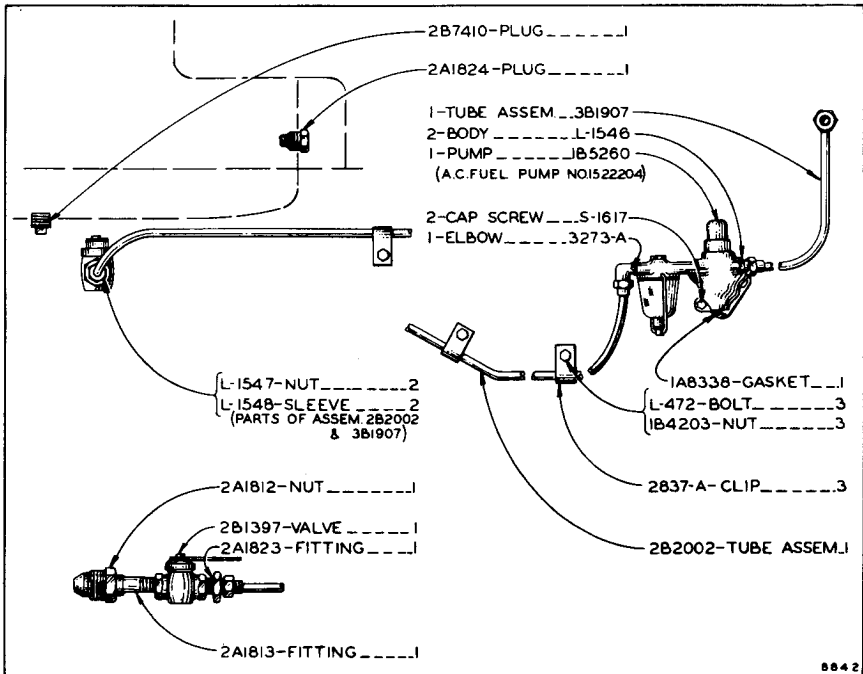


FUEL TANK AND SEAT FRAME
 (Effective with Machine 5A1349)

ALWAYS GIVE MACHINE NUMBER WHEN ORDERING PARTS



FUEL LINES
 (Machines 5A1091 to 5A1500 Inclusive)

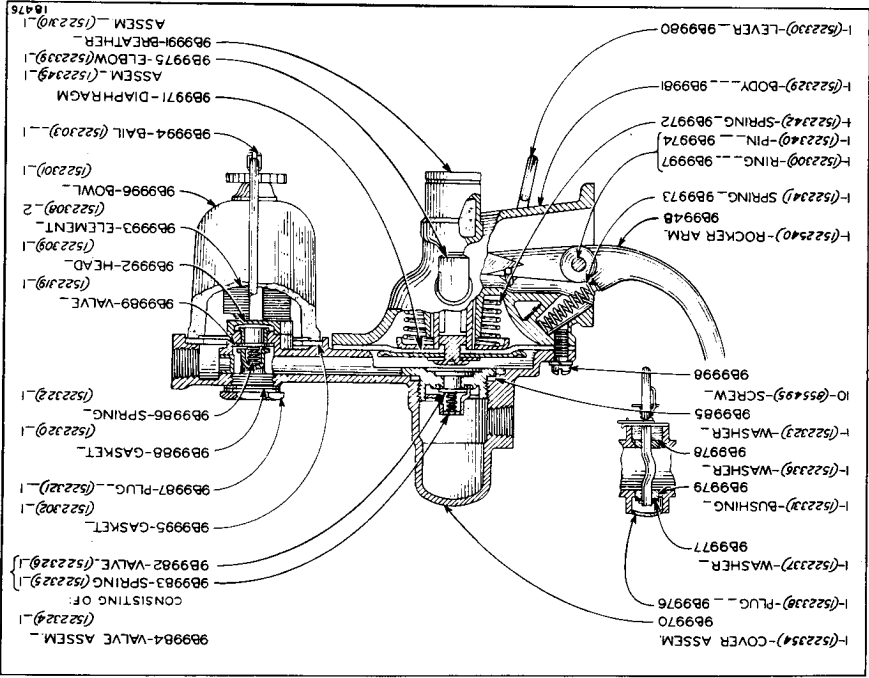


FUEL LINES
 (Effective with Machine 5A1501)

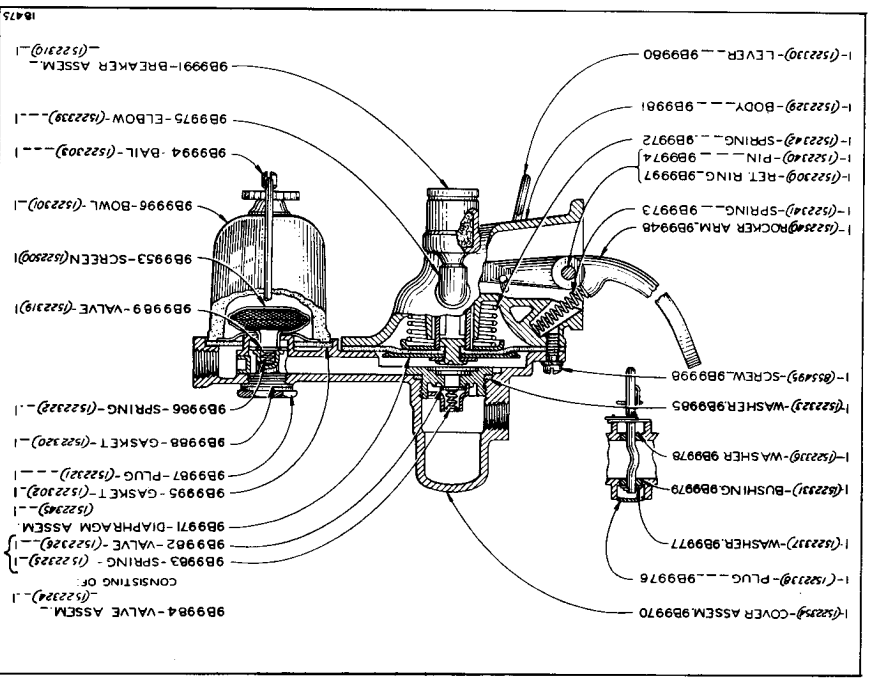
ALWAYS GIVE MACHINE NUMBER WHEN ORDERING PARTS

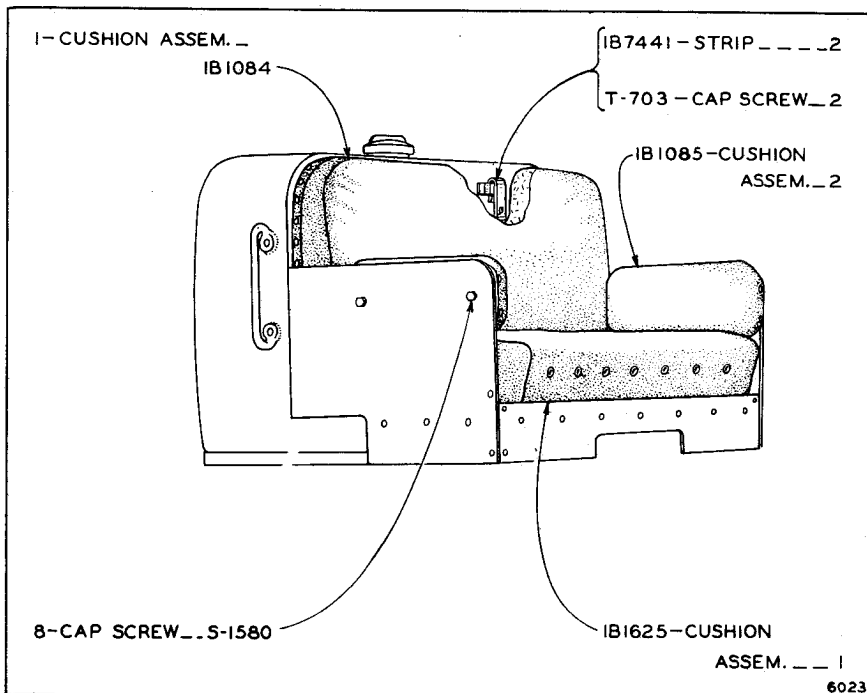
ALWAYS GIVE MACHINE NUMBER WHEN ORDERING PARTS

Note: Numbers shown in *(italics)* are "A" part numbers. (See Page 132)

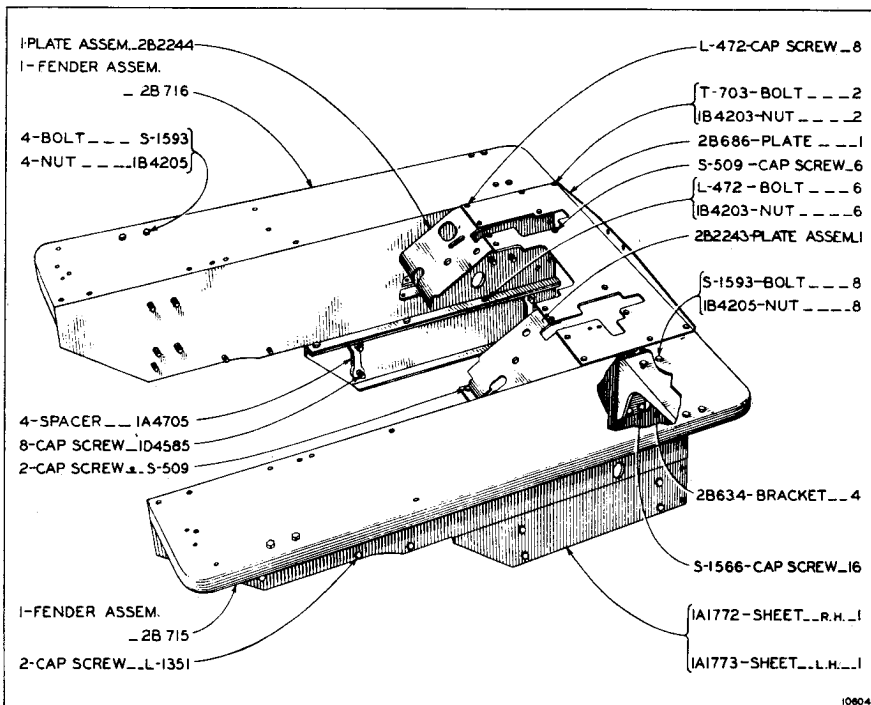


Note: Numbers shown in *(italics)* are "A" part numbers. (See Page 132)



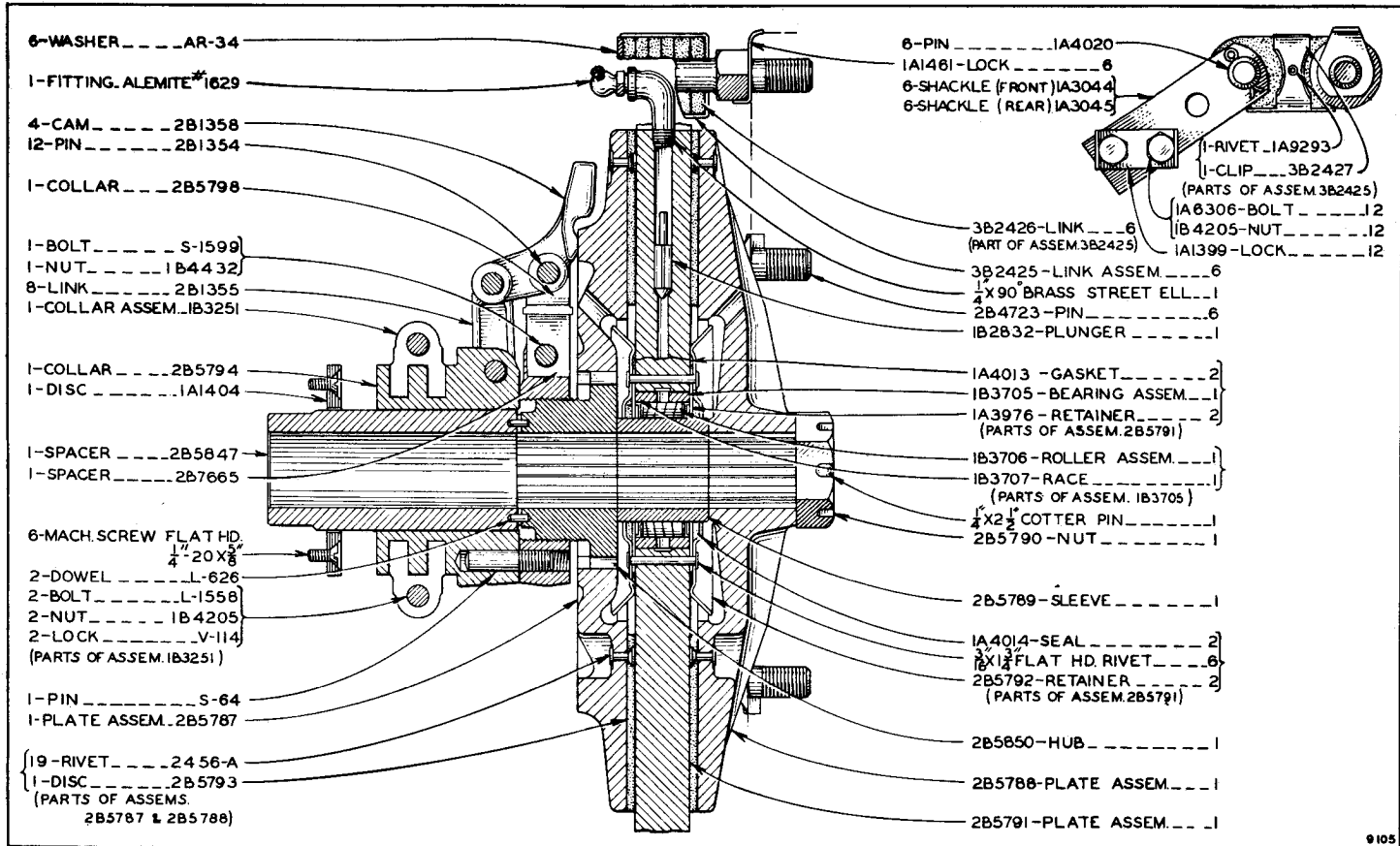


SEAT CUSHIONS

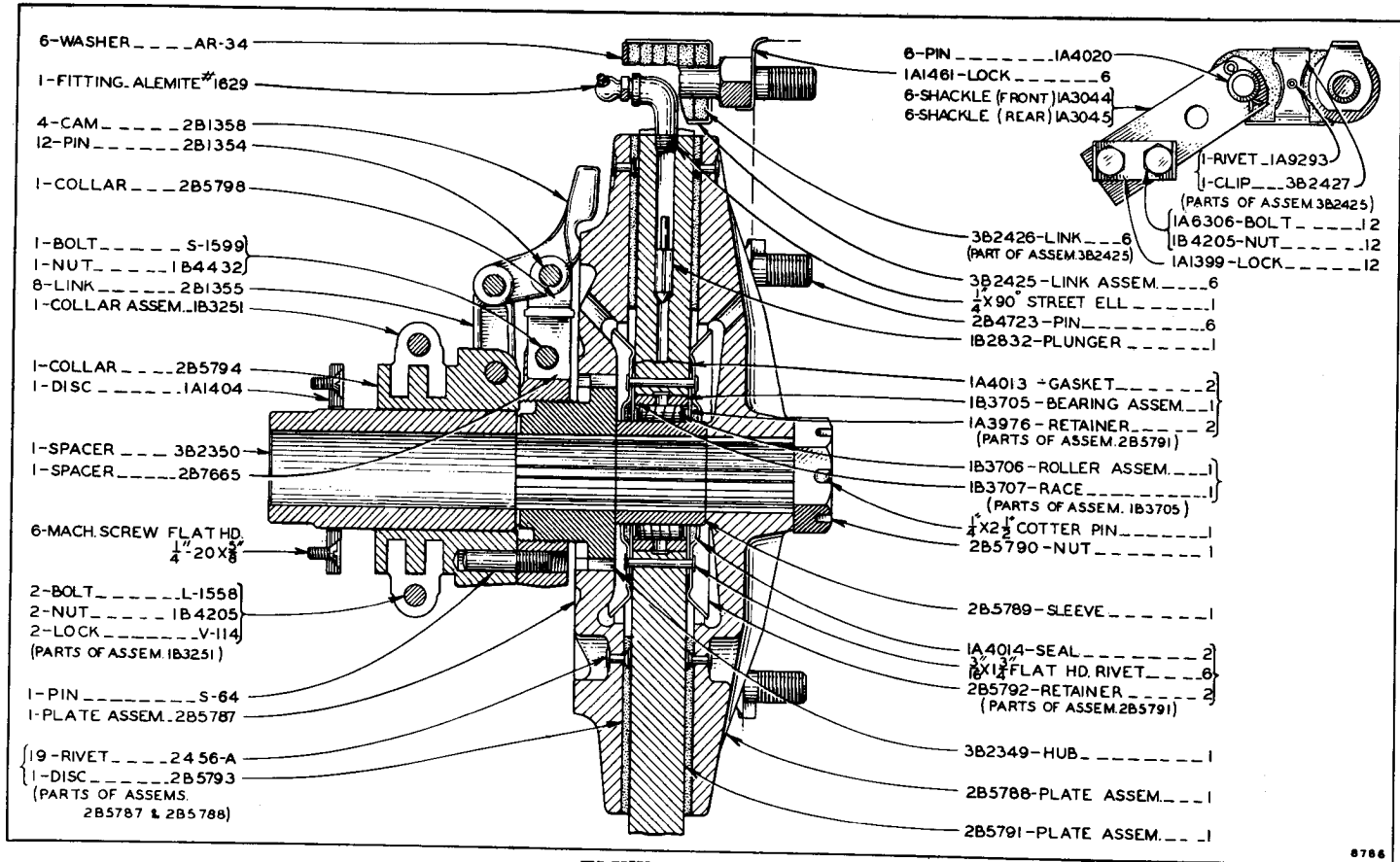


FENDERS

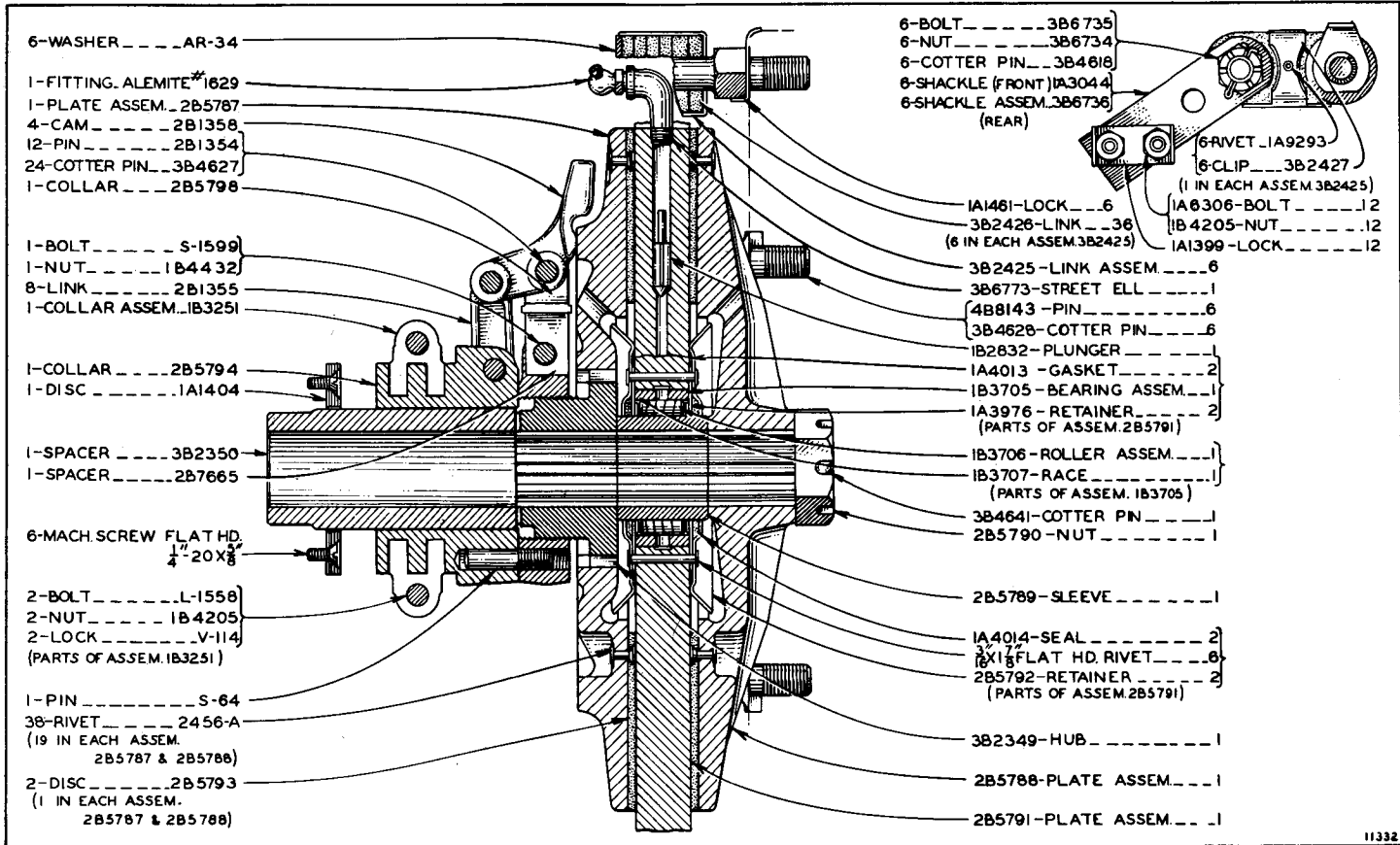
ALWAYS GIVE MACHINE NUMBER WHEN ORDERING PARTS



FLYWHEEL CLUTCH
(Machines 5A1091 to 5A1483 Inclusive)

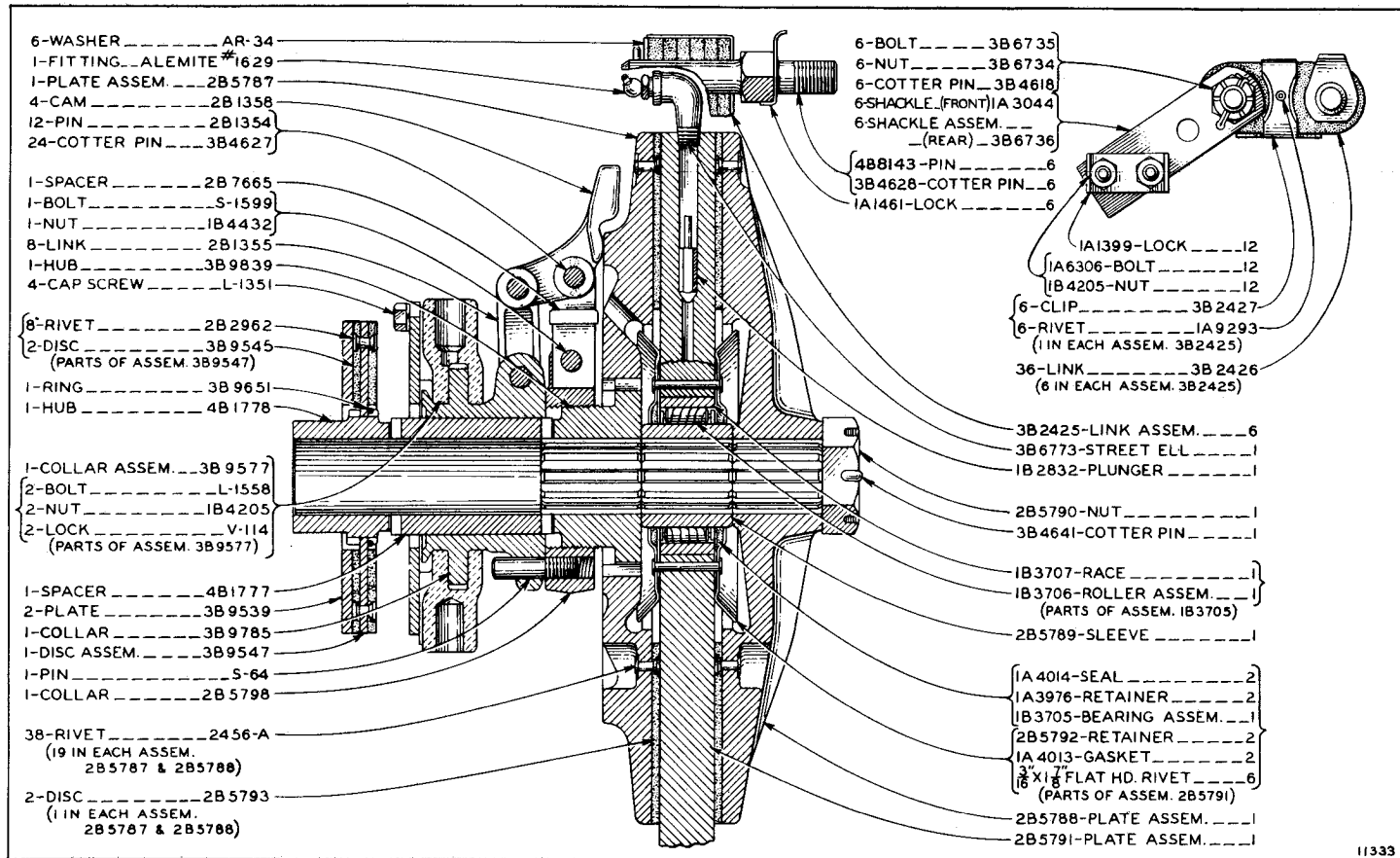


FLYWHEEL CLUTCH
(Machines 5A1484 to 5A1714 Inclusive)



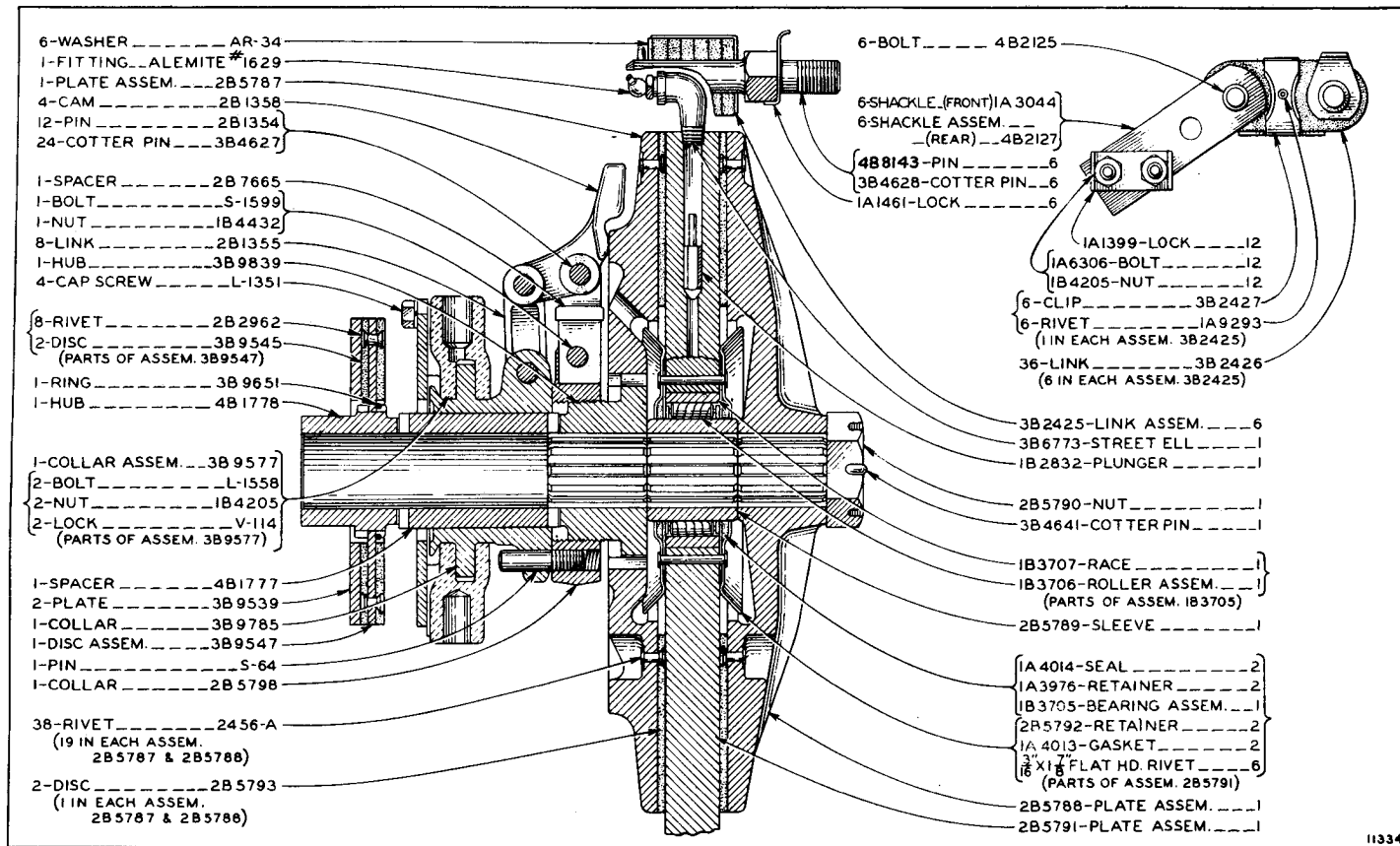
FLYWHEEL CLUTCH
(Machines 5A1715 to 5A1747 Inclusive)

ALWAYS GIVE MACHINE NUMBER WHEN ORDERING PARTS



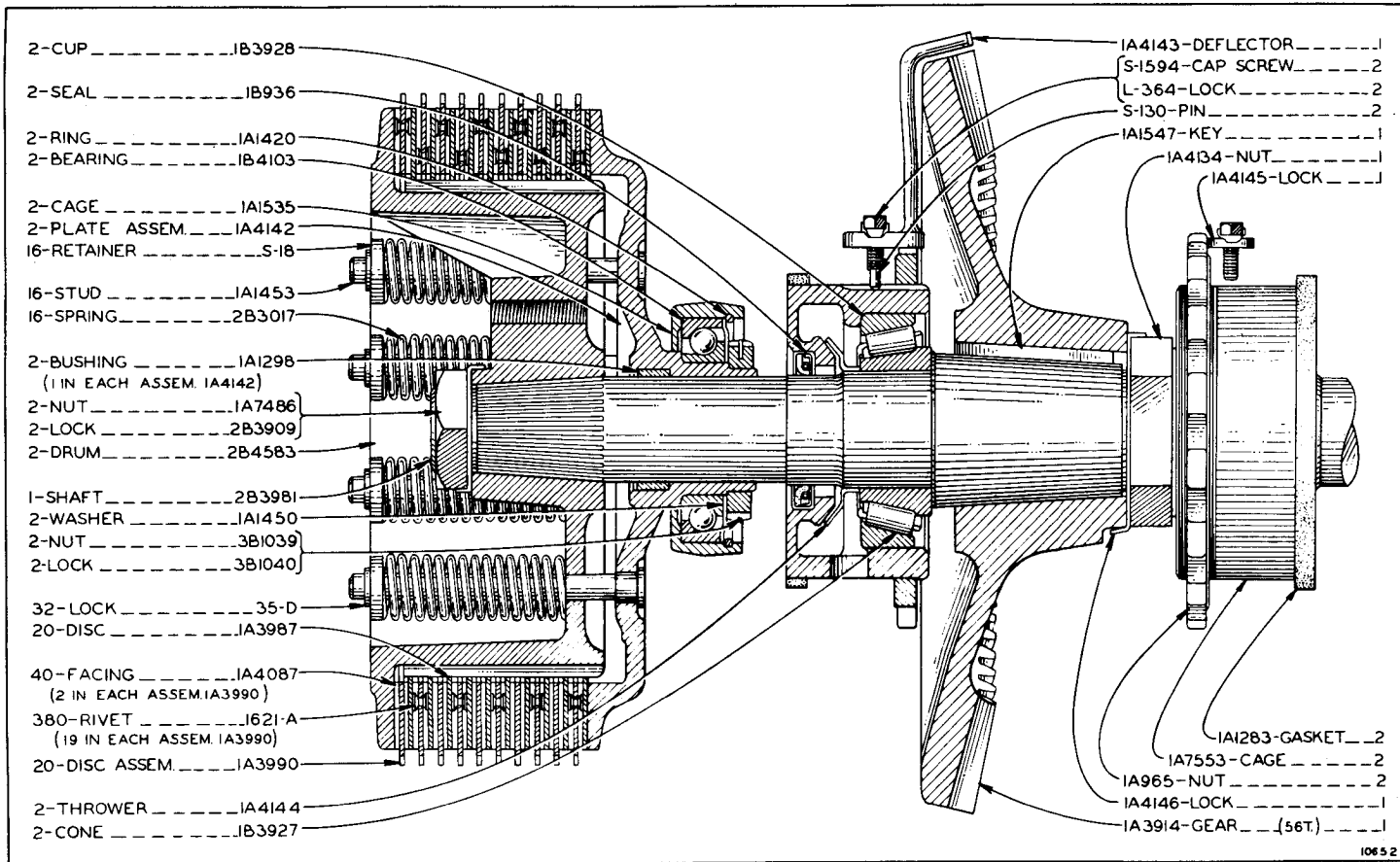
11333

FLYWHEEL CLUTCH
 (Machines 5A1748 to 5A1764 Inclusive)



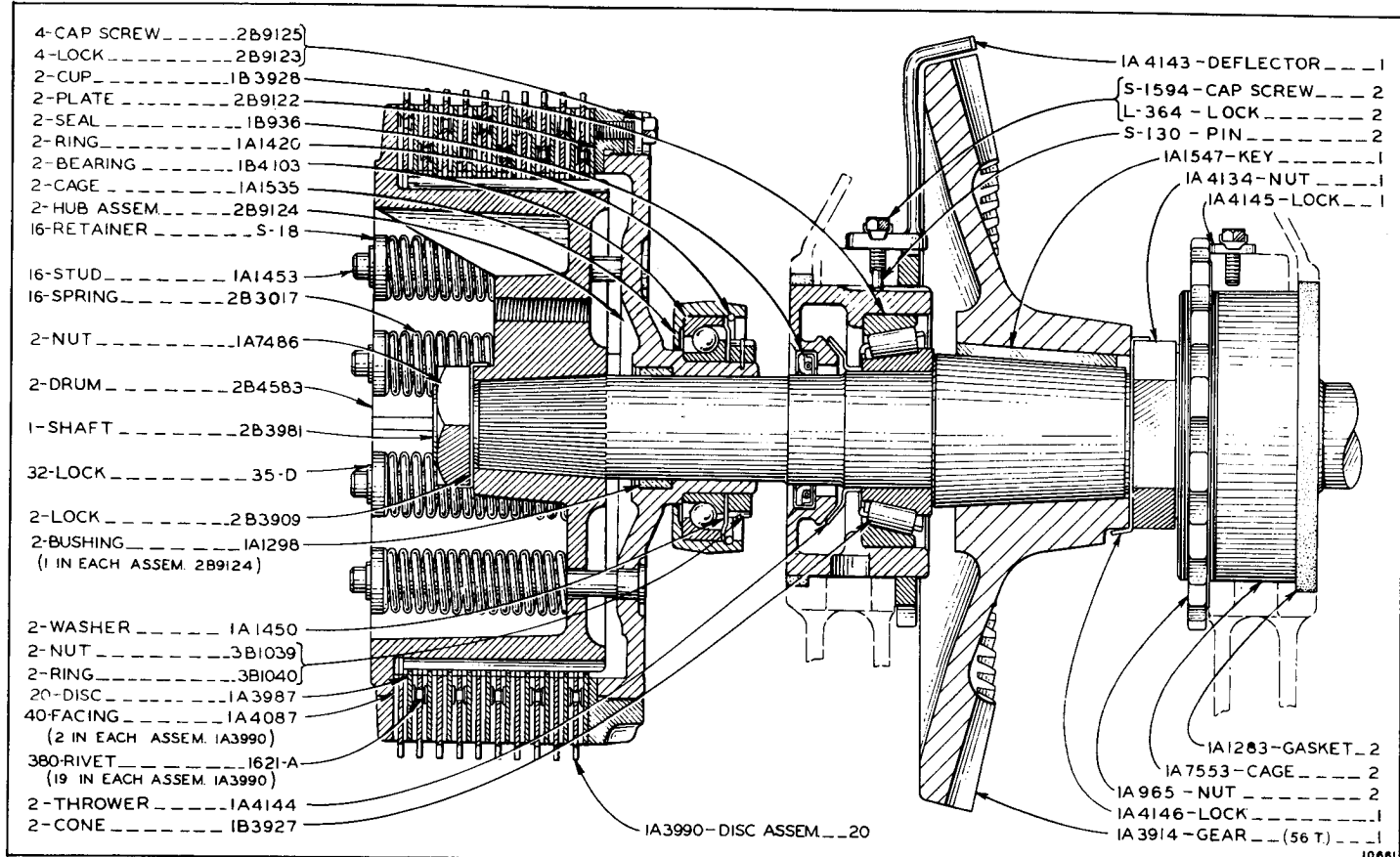
FLYWHEEL CLUTCH
 (Effective with Machine 5A1765)

ALWAYS GIVE MACHINE NUMBER WHEN ORDERING PARTS



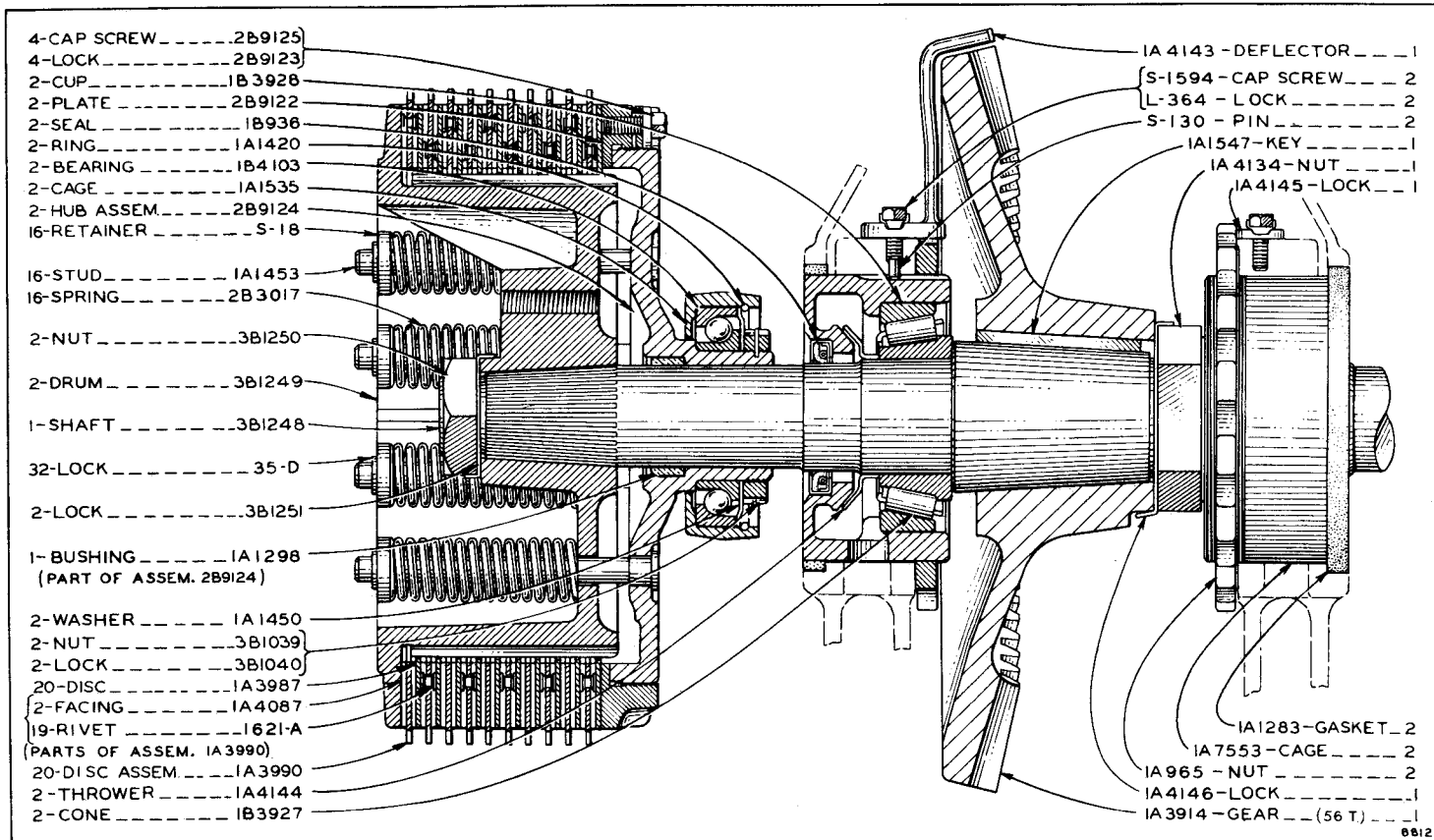
10652

STEERING CLUTCH
(Machines 5A1091 to 5A1129 Inclusive)



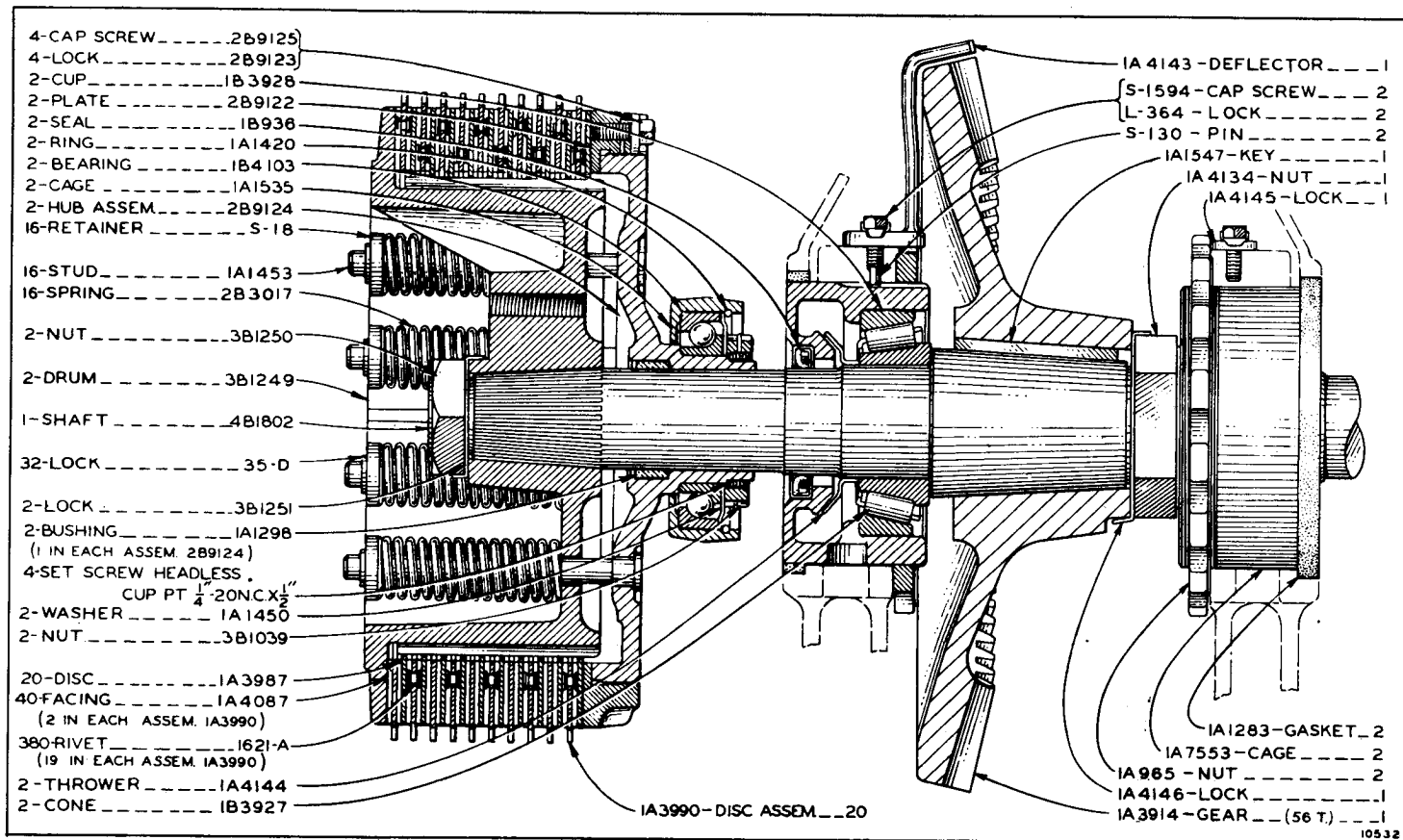
STEERING CLUTCH
 (Machines 5A1130 to 5A1481 Inclusive)

ALWAYS GIVE MACHINE NUMBER WHEN ORDERING PARTS

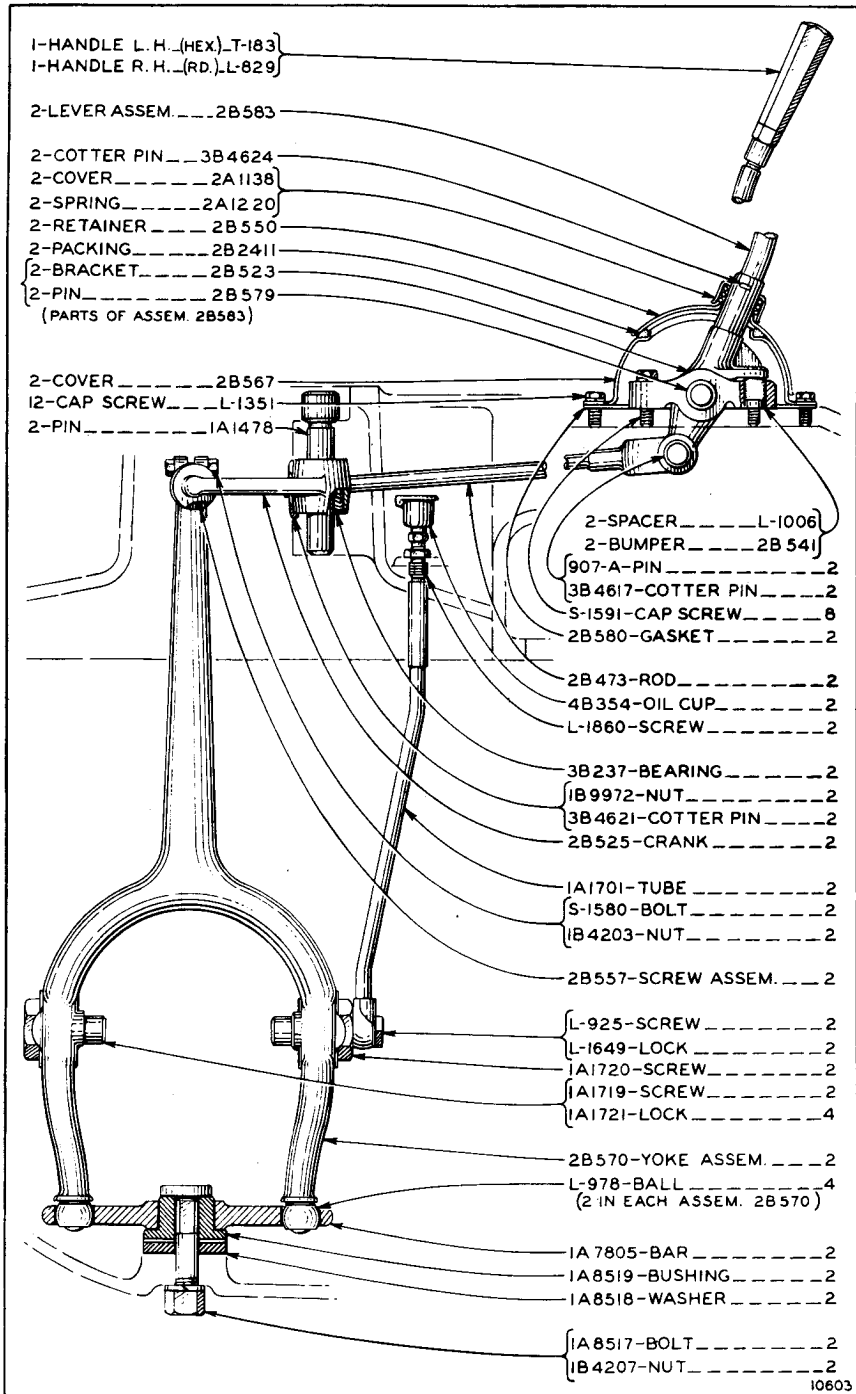


STEERING CLUTCH
 (Machines 5A1482 to 5A1770 Inclusive)

ALWAYS GIVE MACHINE NUMBER WHEN ORDERING PARTS

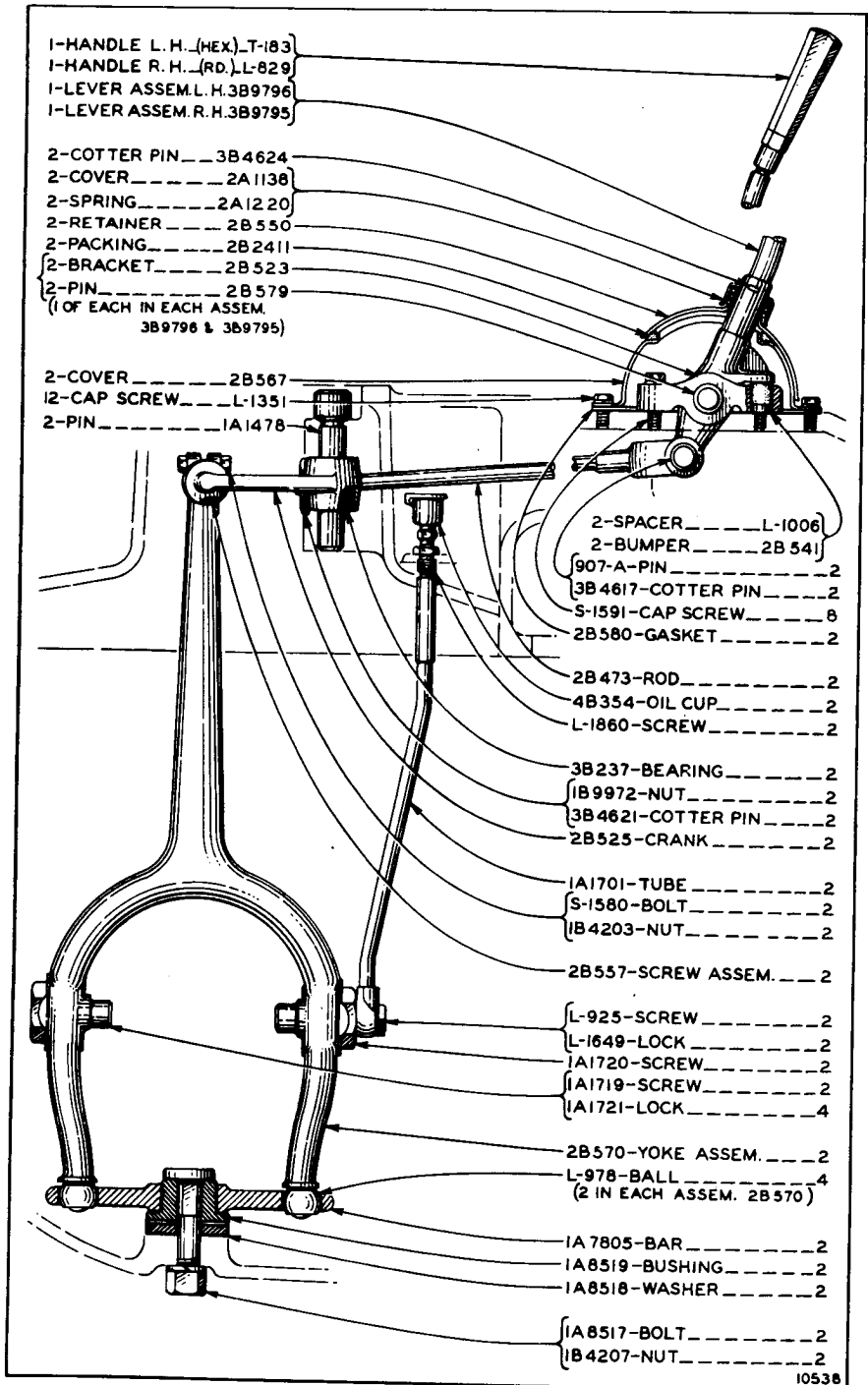


STEERING CLUTCH
 (Effective with Machine 5A1771)



STEERING CLUTCH CONTROL
(Machines 5A1091 to 5A1747 Inclusive)

ALWAYS GIVE MACHINE NUMBER WHEN ORDERING PARTS

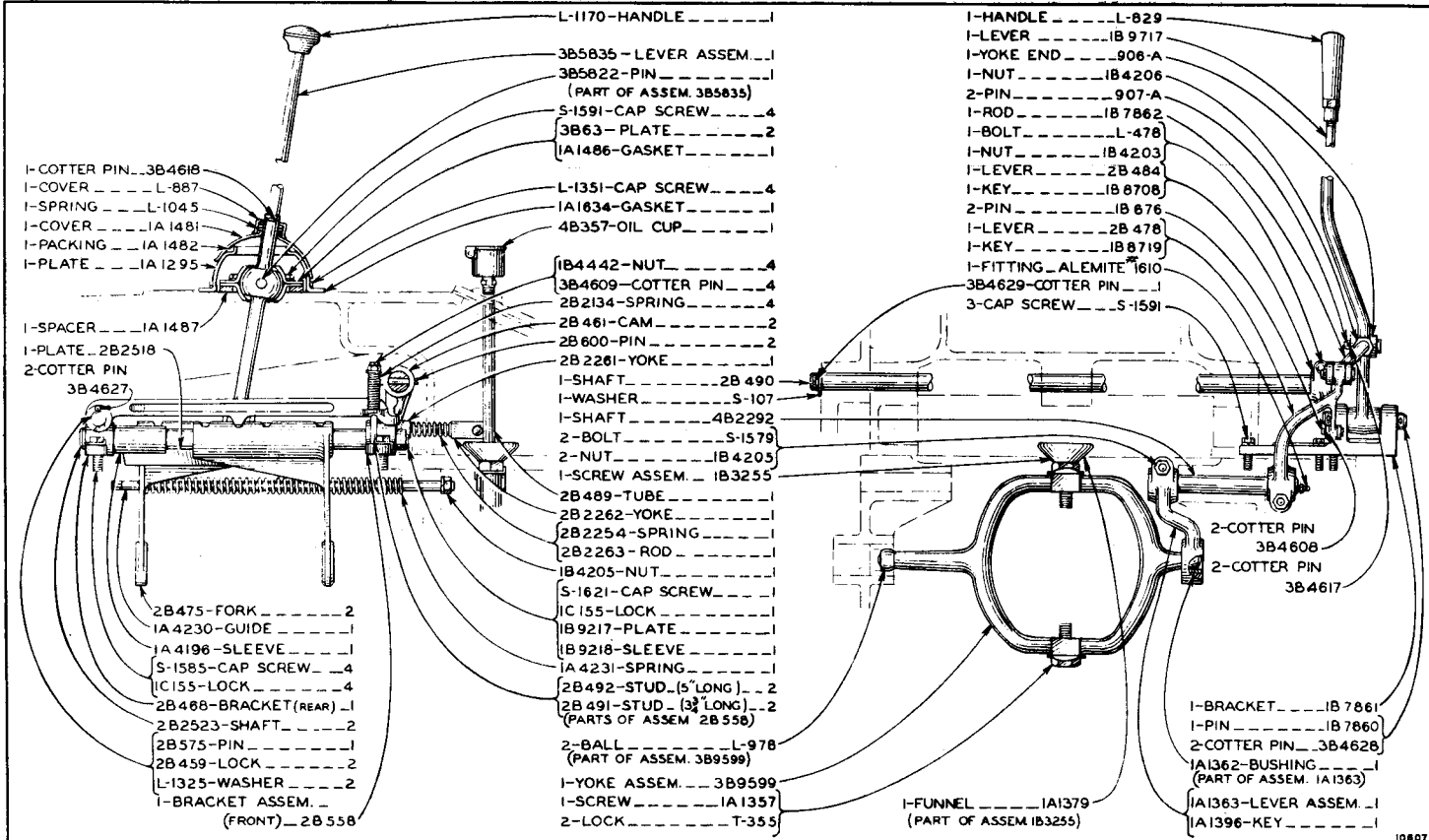


1053B

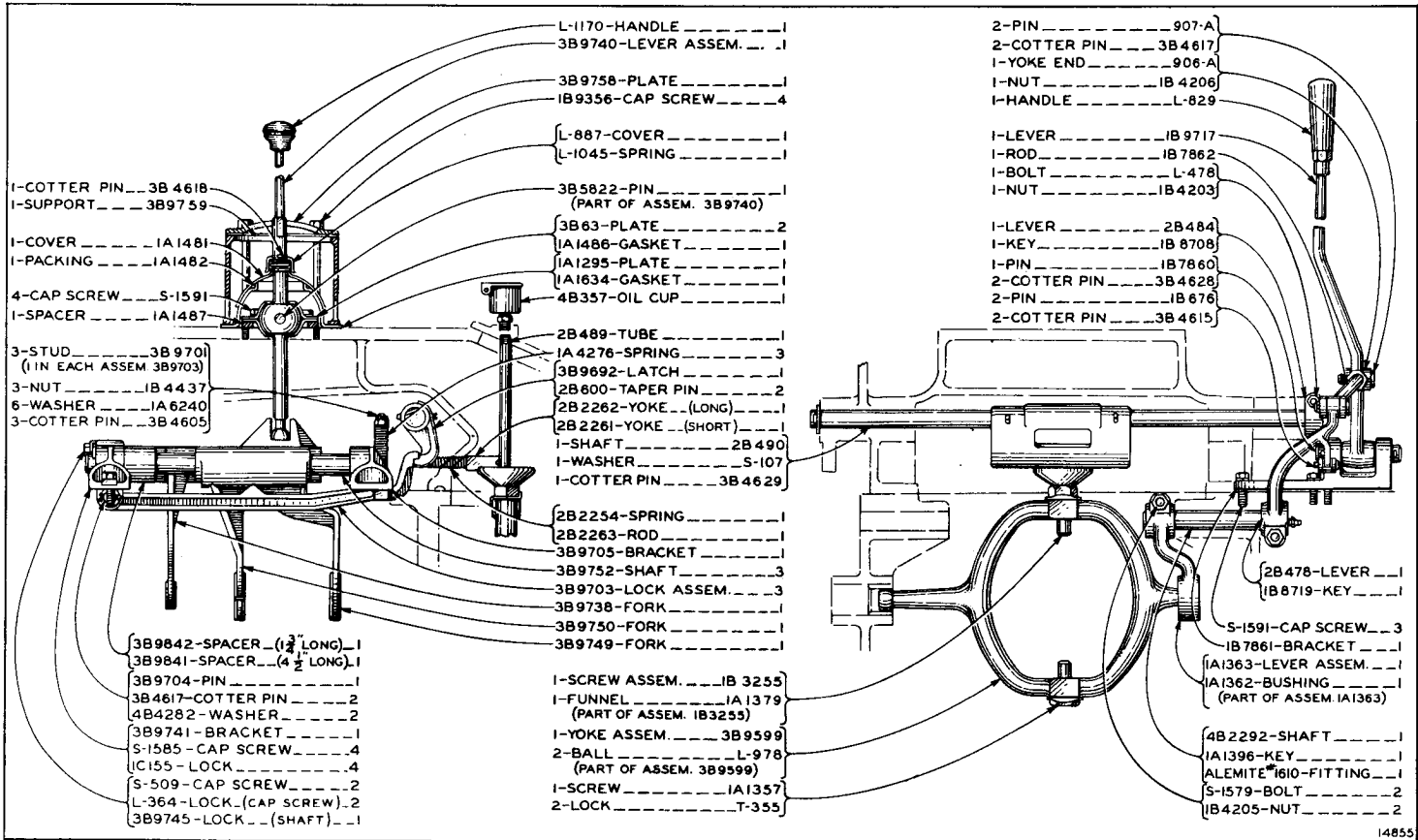
STEERING CLUTCH CONTROL
 (Effective with Machine 5A1748)

ALWAYS GIVE MACHINE NUMBER WHEN ORDERING PARTS

ALWAYS GIVE MACHINE NUMBER WHEN ORDERING PARTS



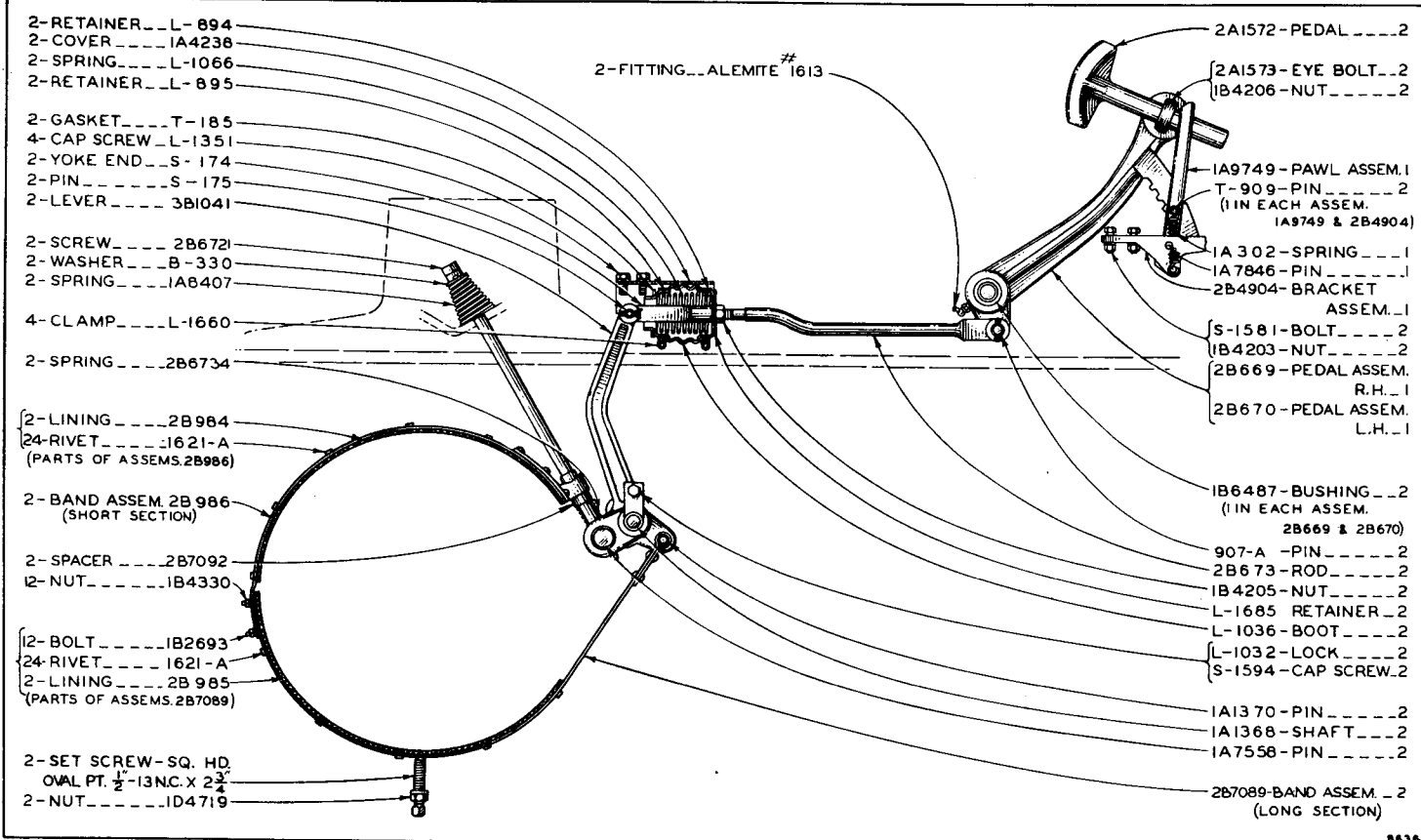
GEAR SHIFT AND FLYWHEEL CLUTCH CONTROL
(Machines 5A1091 to 5A1747 Inclusive)



GEAR SHIFT AND FLYWHEEL CLUTCH CONTROL
 (Effective with Machine 5A1748)

14855

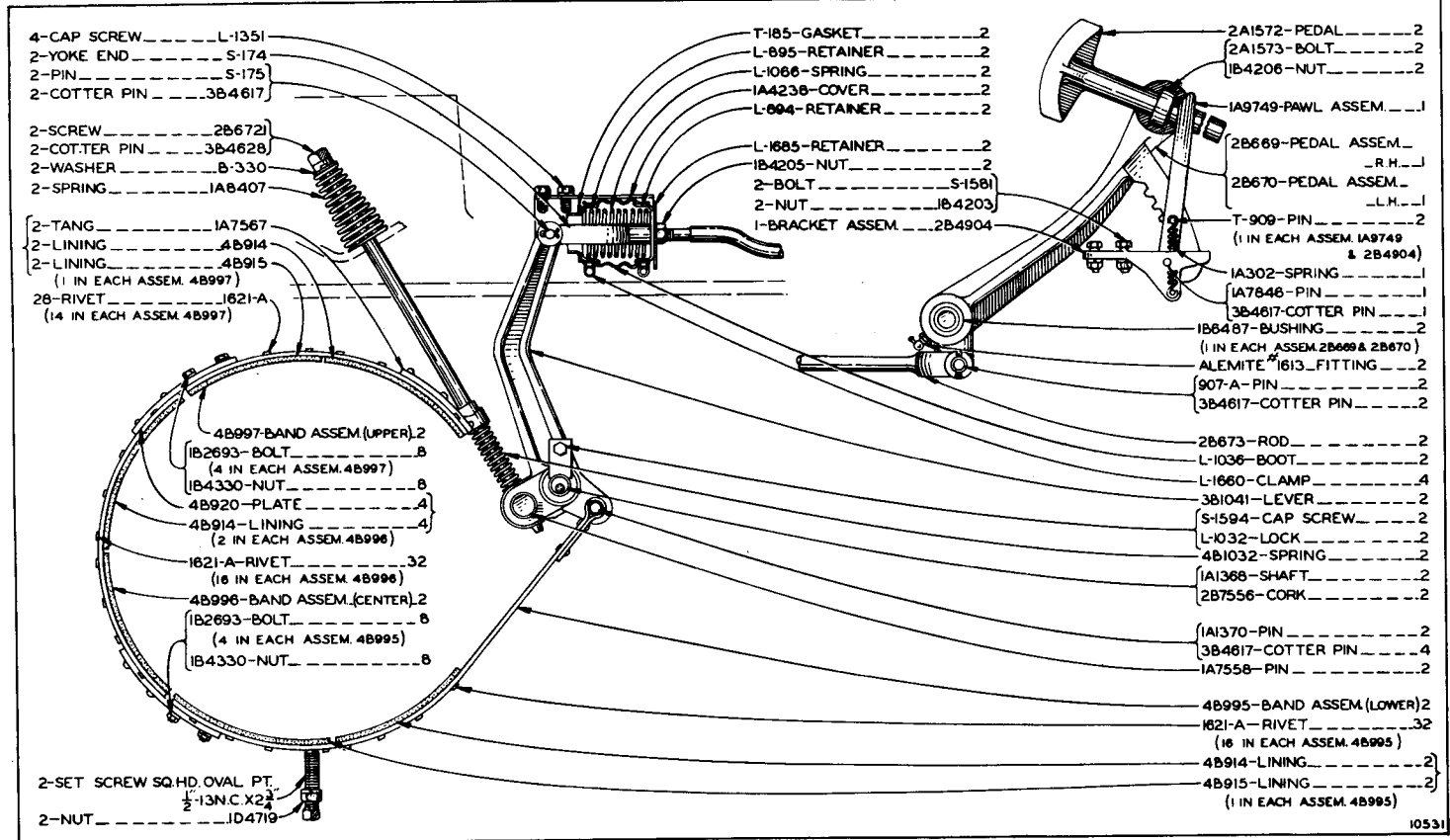
ALWAYS GIVE MACHINE NUMBER WHEN ORDERING PARTS



8636

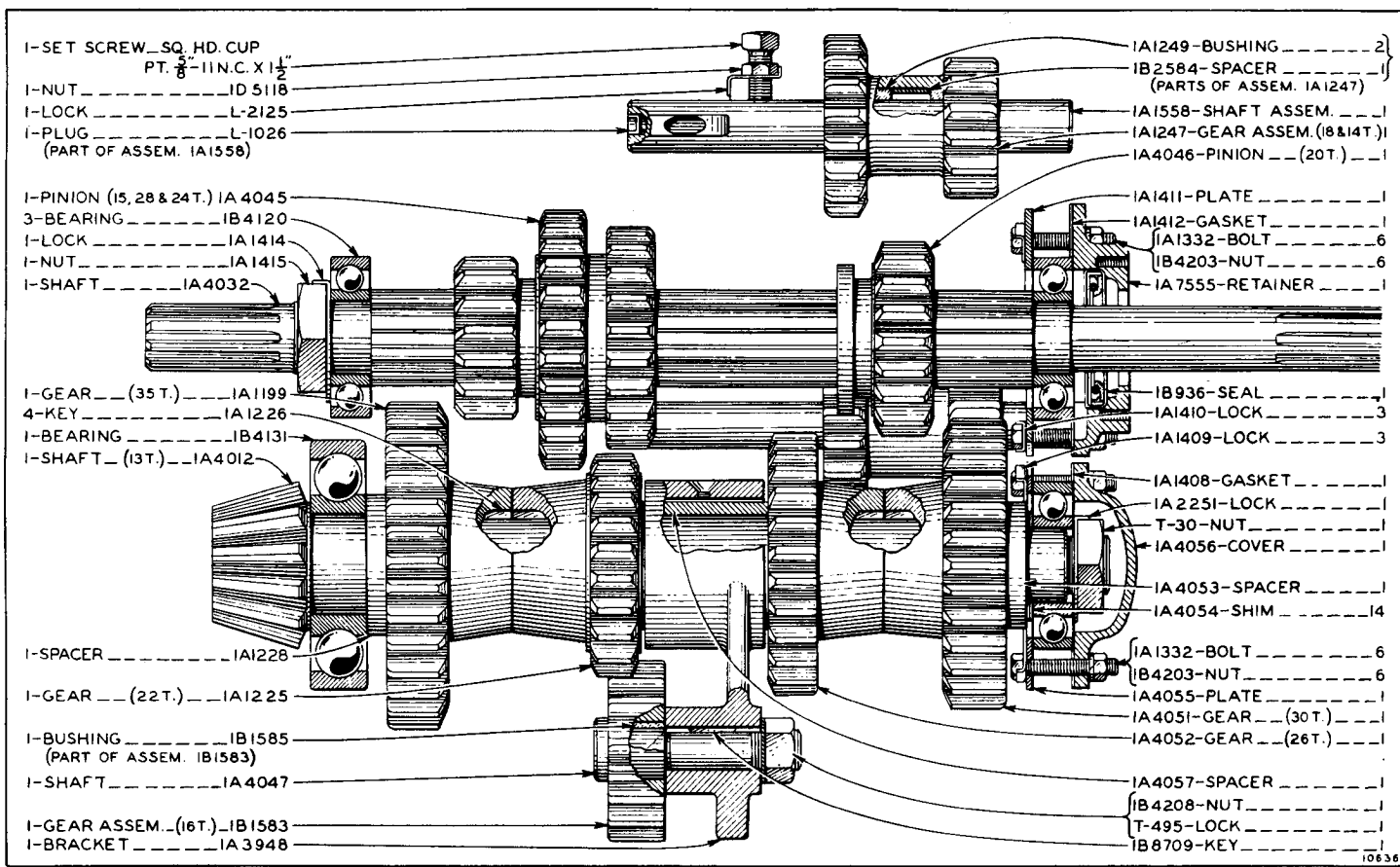
BRAKES
 (Machines 5A1091 to 5A1764 Inclusive)

ALWAYS GIVE MACHINE NUMBER WHEN ORDERING PARTS



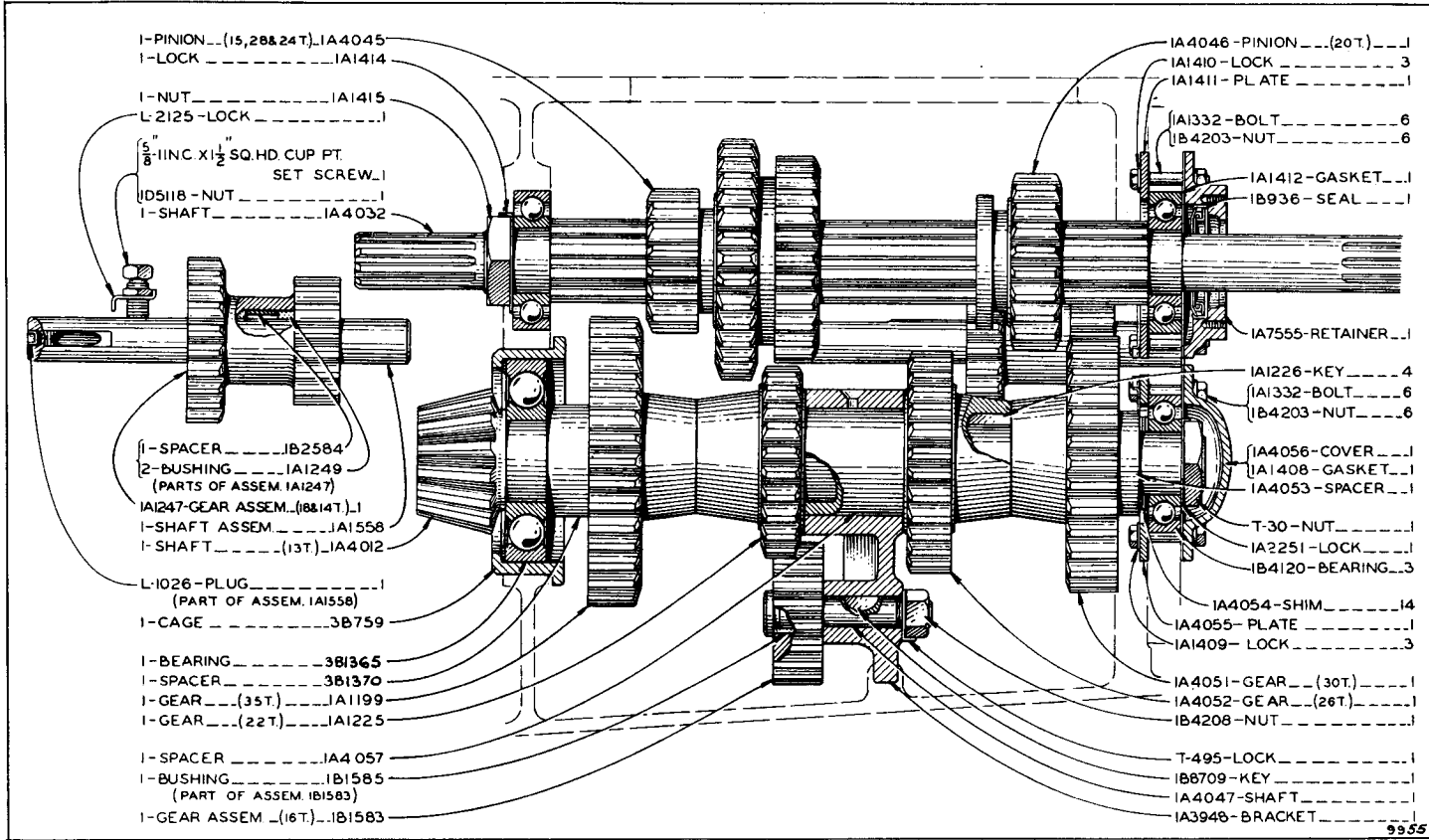
PARTS CATALOG

BRAKES
 (Effective with Machine 5A1765)



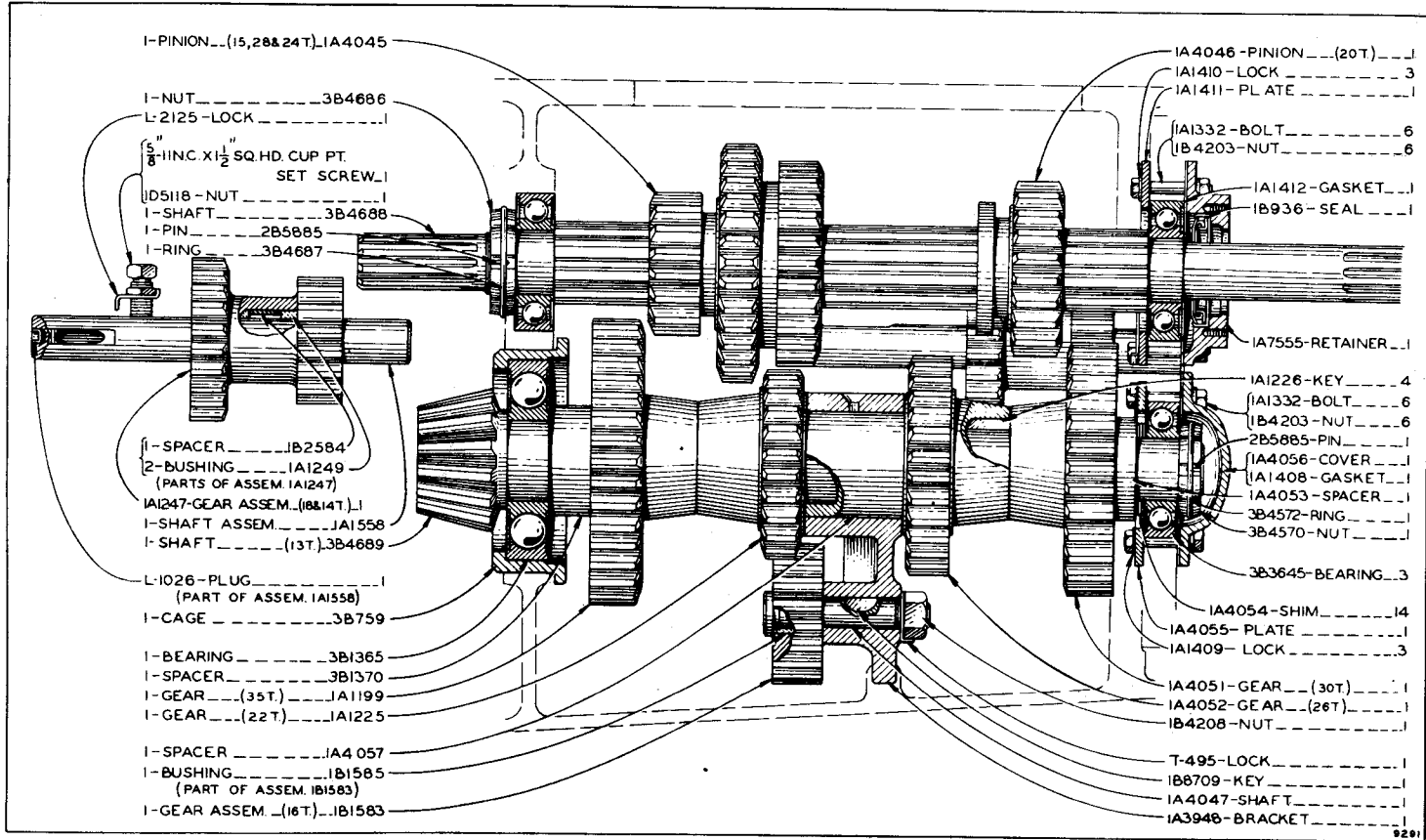
TRANSMISSION
(Machines 5A1091 to 5A1463 Inclusive)

ALWAYS GIVE MACHINE NUMBER WHEN ORDERING PARTS



TRANSMISSION
 (Machines 5A1464 to 5A1611 Inclusive)

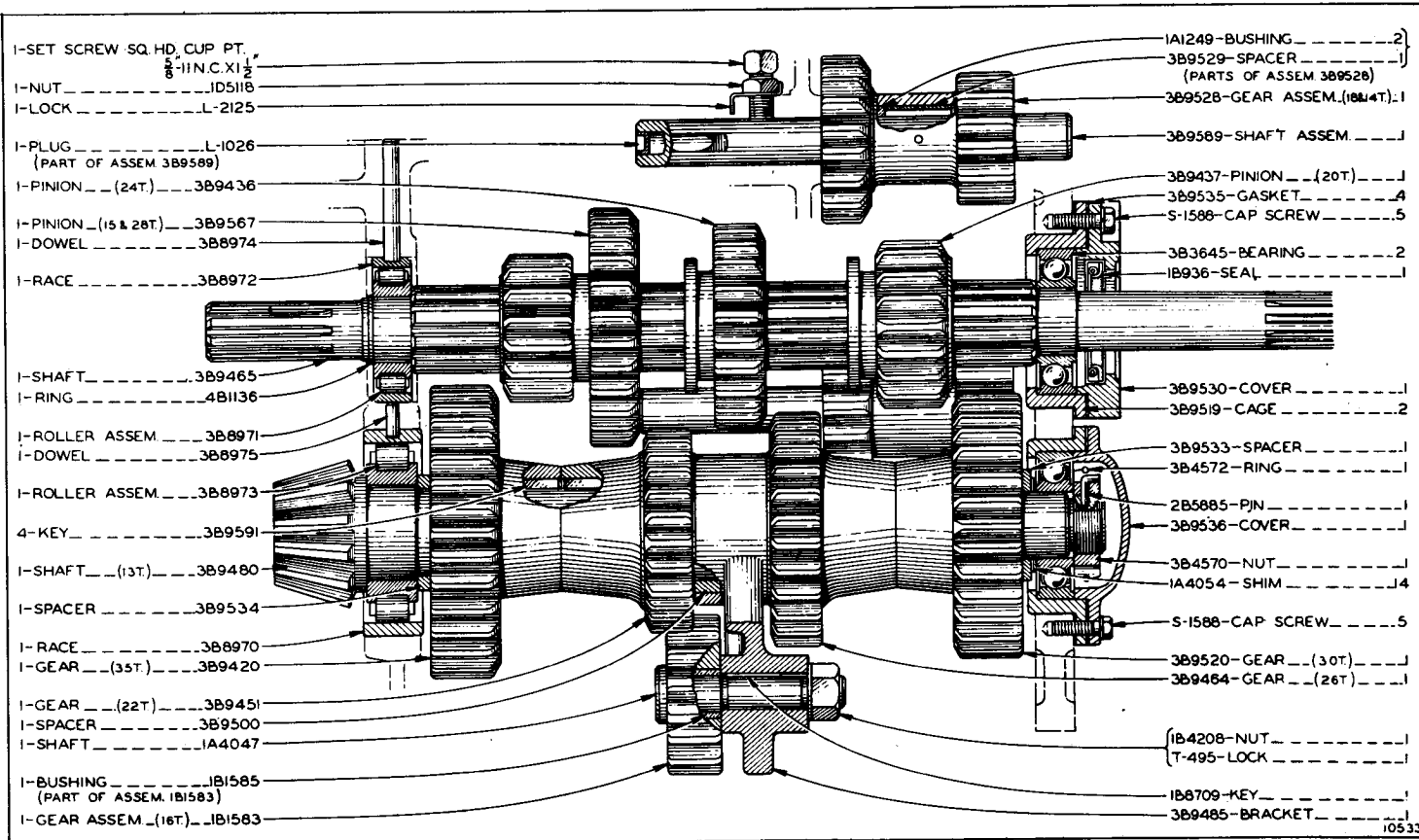
ALWAYS GIVE MACHINE NUMBER WHEN ORDERING PARTS



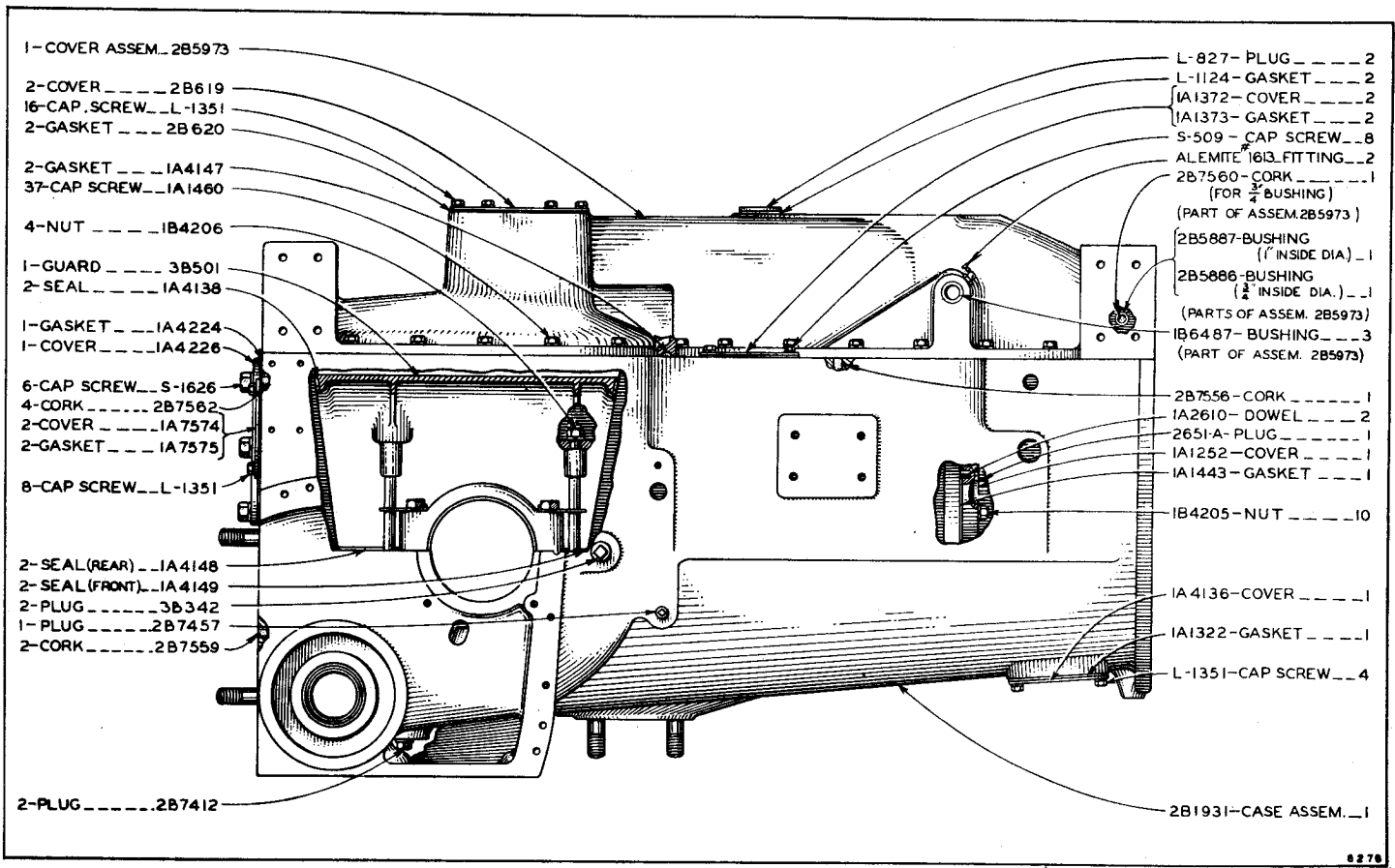
TRANSMISSION

(Machines 5A1612 to 5A1747 Inclusive)

ALWAYS GIVE MACHINE NUMBER WHEN ORDERING PARTS

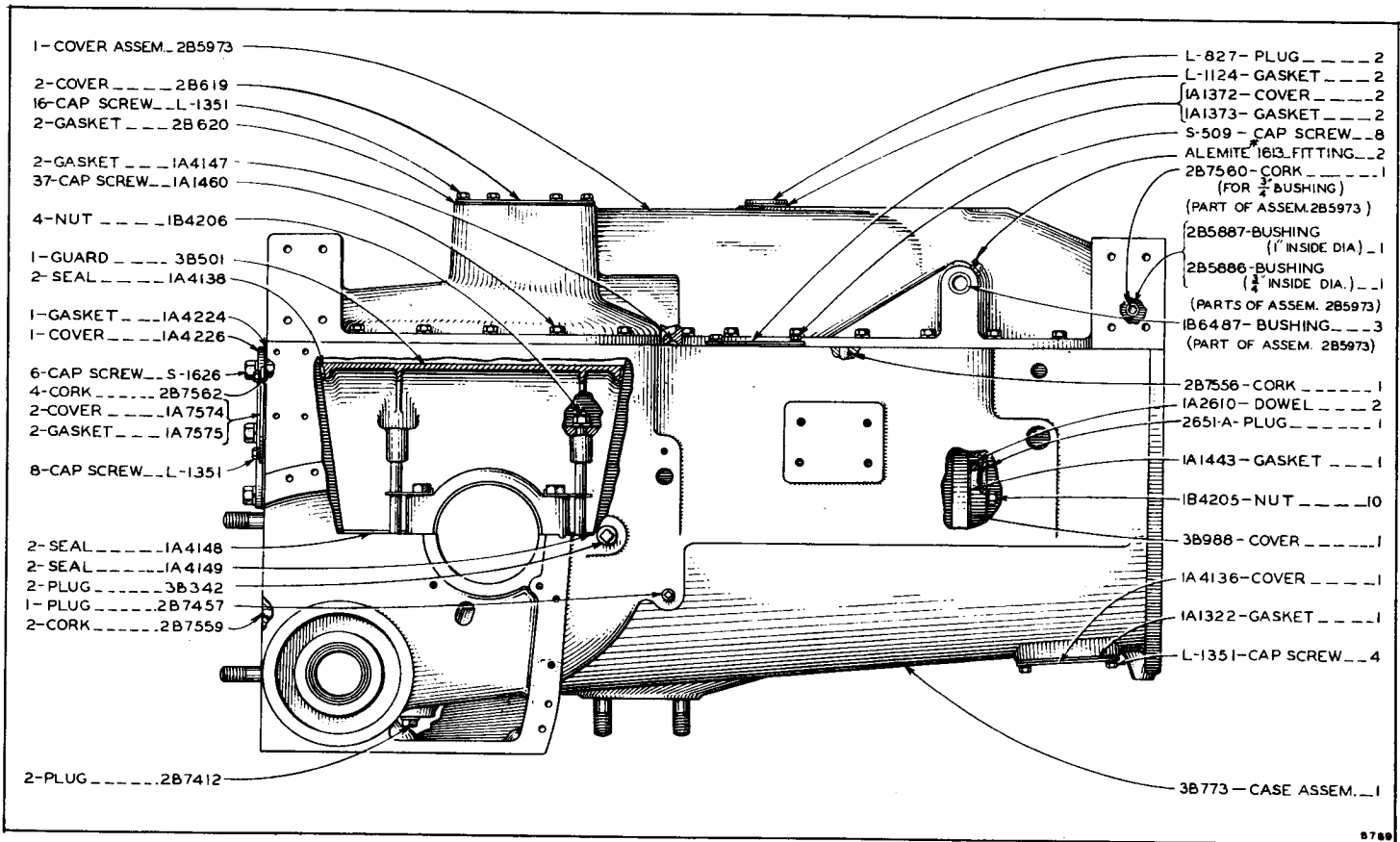


TRANSMISSION
(Effective with Machine 5A1748)



TRANSMISSION CASE AND COVERS
 (Machines 5A1091 to 5A1463 Inclusive)

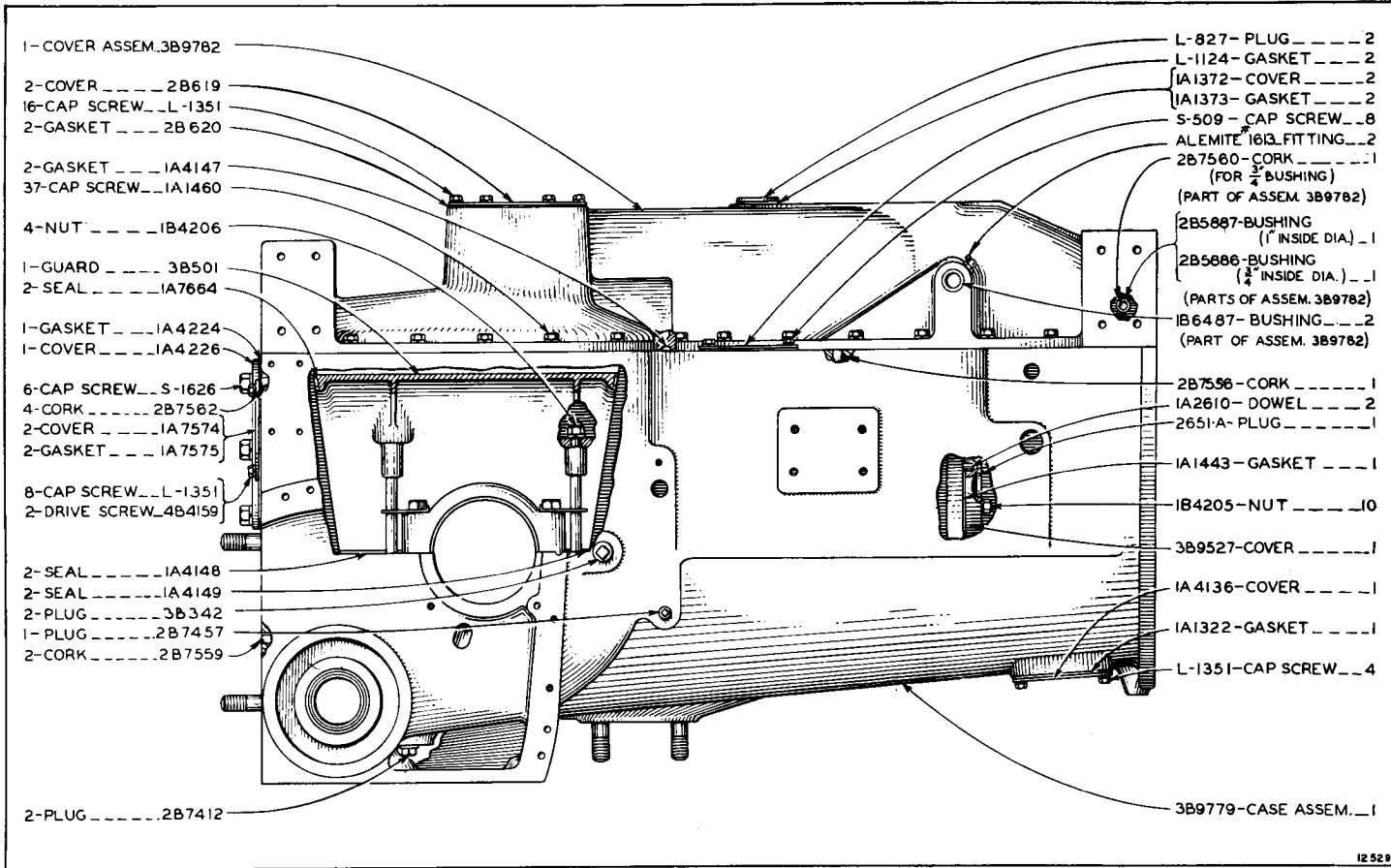
ALWAYS GIVE MACHINE NUMBER WHEN ORDERING PARTS



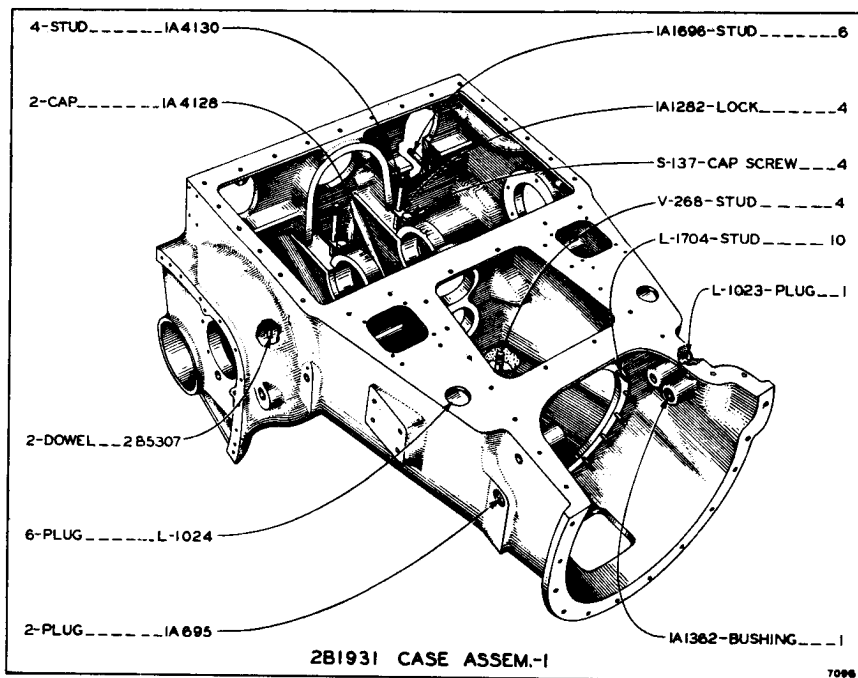
PARTS CATALOG

TRANSMISSION CASE AND COVERS
 (Machines 5A1464 to 5A1747 Inclusive)

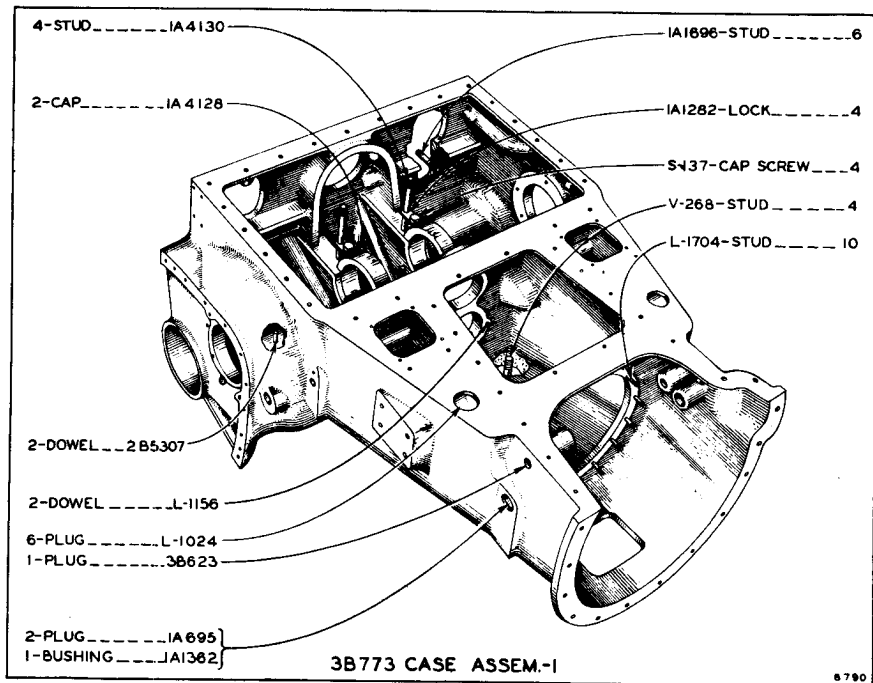
ALWAYS GIVE MACHINE NUMBER WHEN ORDERING PARTS



TRANSMISSION CASE AND COVERS
 (Effective with Machine 5A1748)

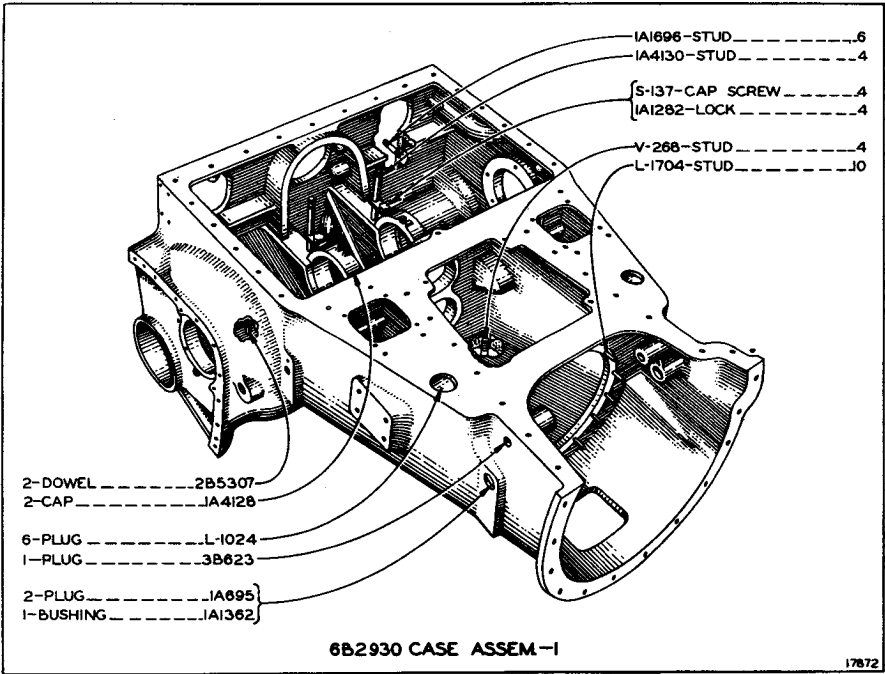


TRANSMISSION CASE ASSEMBLY
(Machines 5A1091 to 5A1463 Inclusive)

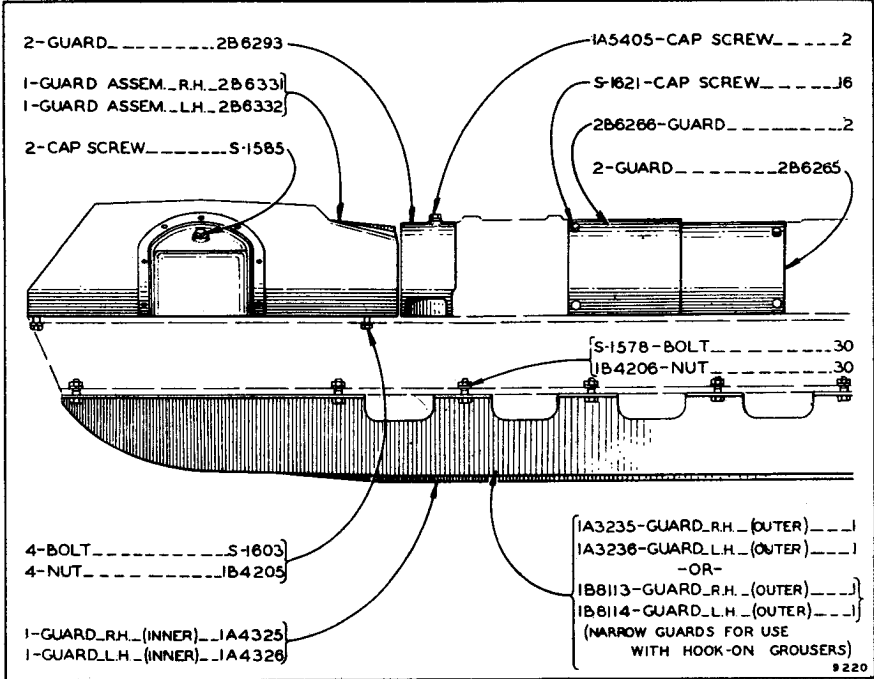


TRANSMISSION CASE ASSEMBLY
(Machines 5A1464 to 5A1747 Inclusive)

ALWAYS GIVE MACHINE NUMBER WHEN ORDERING PARTS



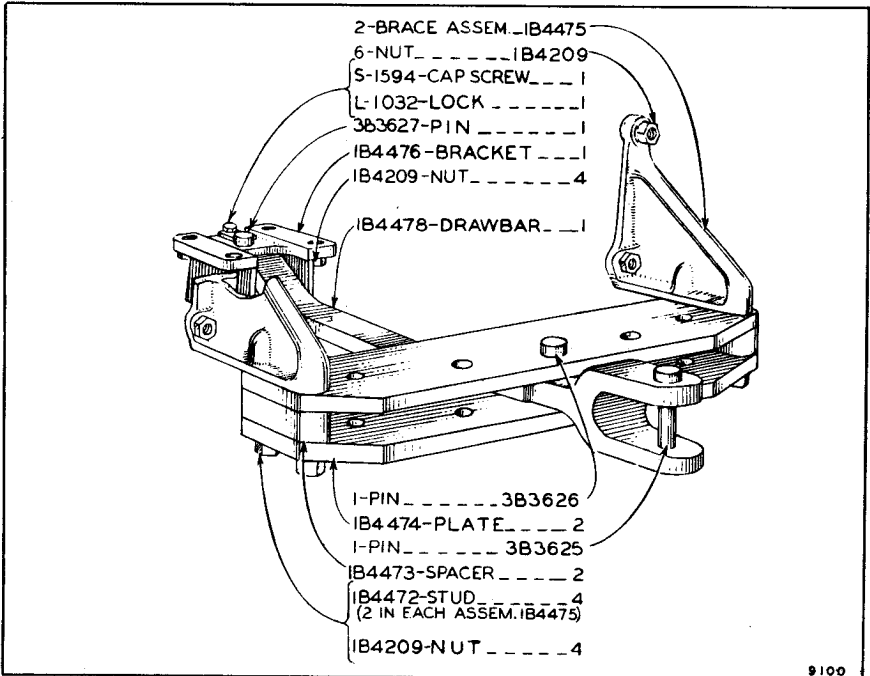
TRANSMISSION CASE ASSEMBLY
 (Effective with Machine 5A1748)



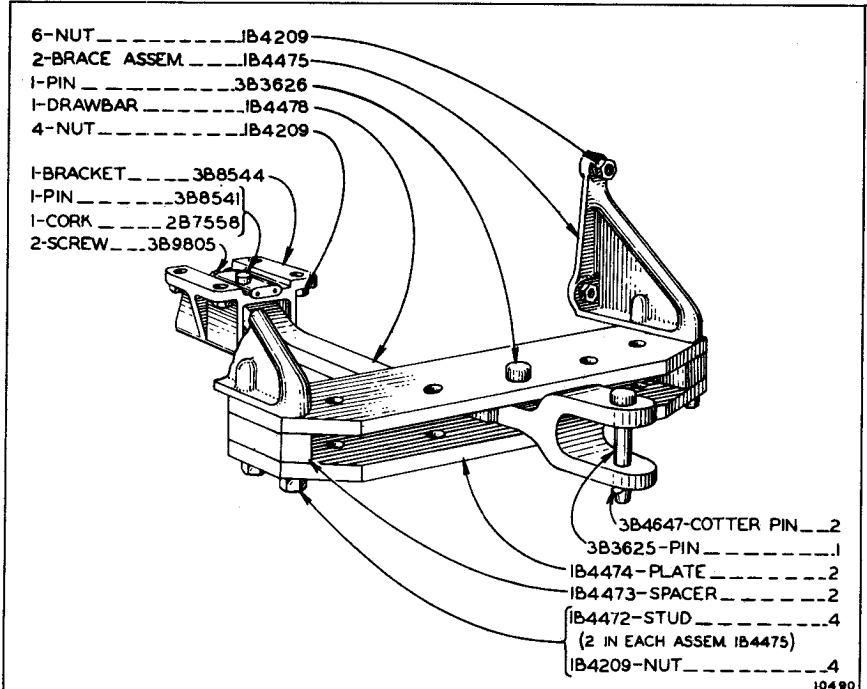
TRACK ROLLER FRAME GUARDS

9220

ALWAYS GIVE MACHINE NUMBER WHEN ORDERING PARTS

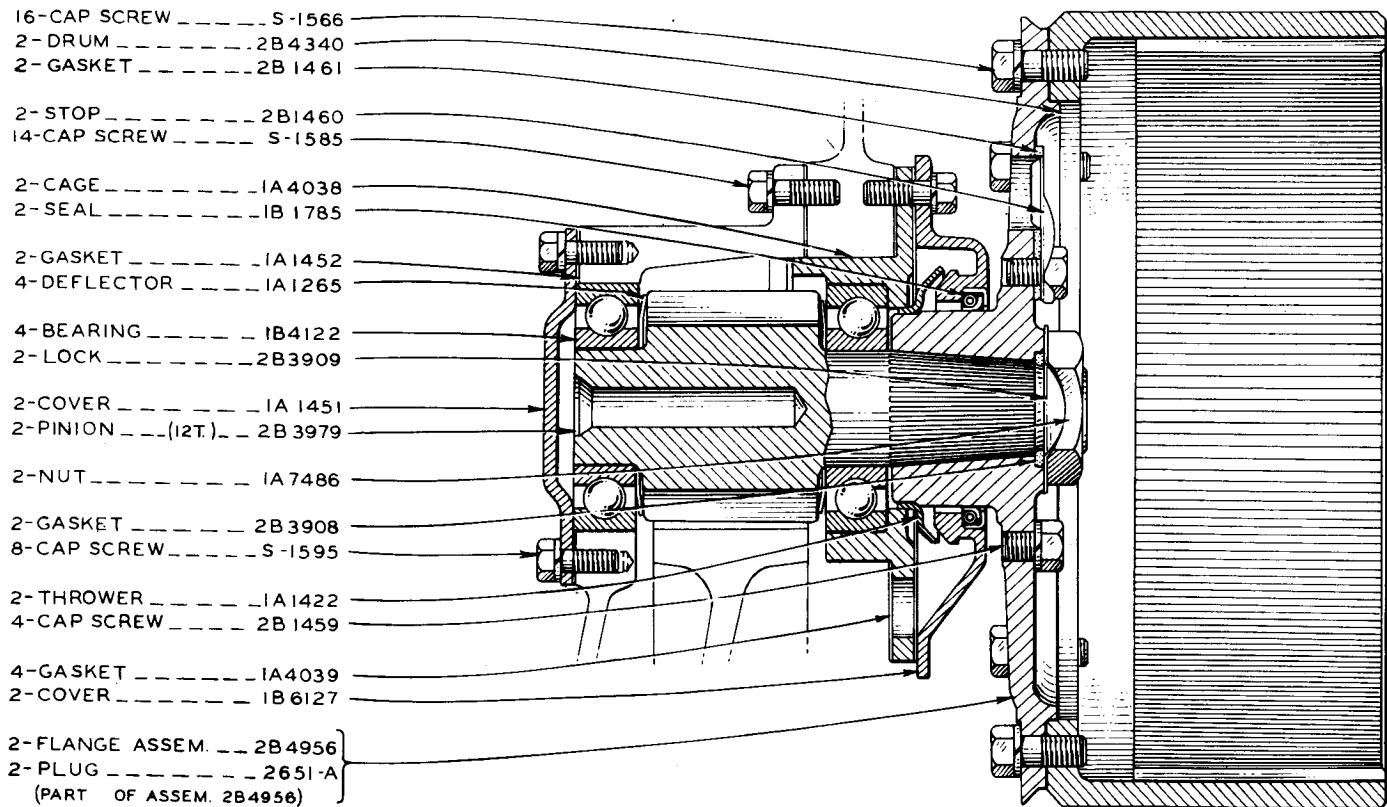


DRAWBAR
 (Machines 5A1091 to 5A1737 Inclusive)



DRAWBAR
 (Effective with Machine 5A1738)

ALWAYS GIVE MACHINE NUMBER WHEN ORDERING PARTS



6907

FINAL DRIVE
 (Machines 5A1091 to 5A1540 Inclusive)

ALWAYS GIVE MACHINE NUMBER WHEN ORDERING PARTS

ALWAYS GIVE MACHINE NUMBER WHEN ORDERING PARTS

- 16-CAP SCREW ----- S-1566
- 2-DRUM ----- 2B4340
- 2-GASKET ----- 2B1461

- 2-STOP ----- 2B1460
- 14-CAP SCREW ----- S-1585

- 2-CAGE ----- 1A4038
- 2-SEAL ----- 1B1785

- 2-GASKET ----- 1A1452
- 4-DEFLECTOR ----- 1A1265

- 4-BEARING ----- 1B4122
- 2-LOCK ----- 3B1251

- 2-COVER ----- 1A1451
- 2-PINION --(12T)-- 3B1286

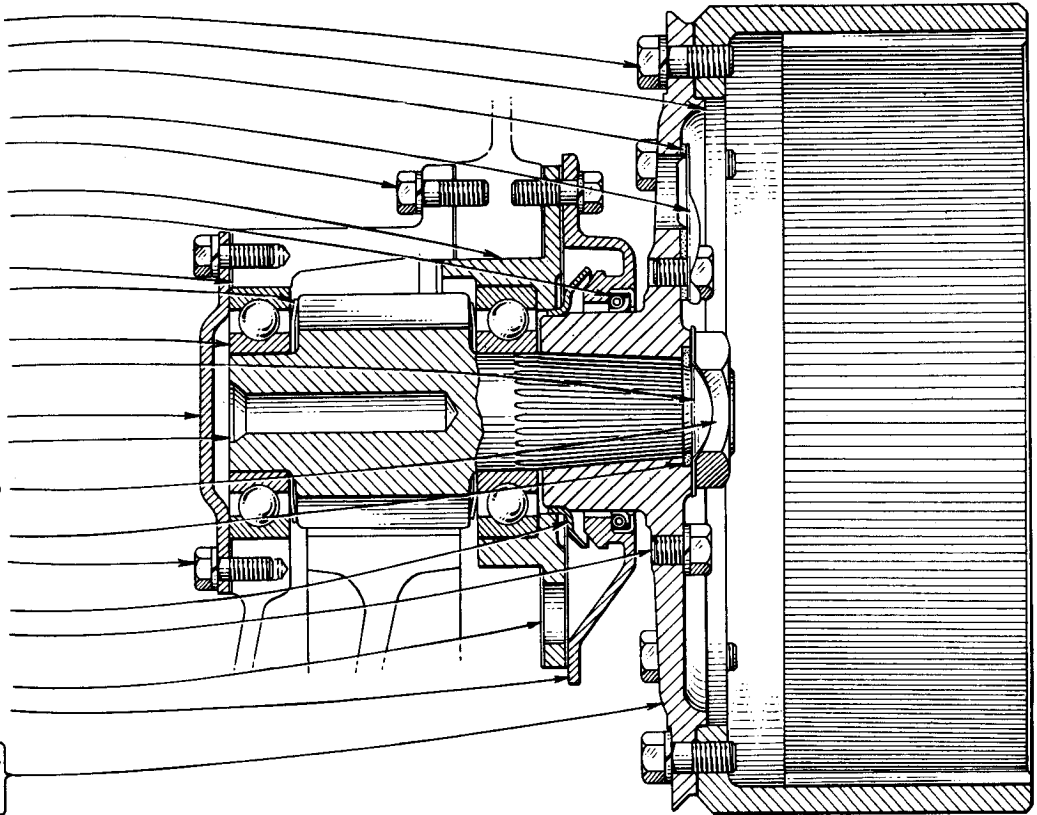
- 2-NUT ----- 3B1250

- 2-GASKET ----- 2B3908
- 8-CAP SCREW ----- S-1595

- 2-THROWER ----- 1A1422
- 4-CAP SCREW ----- 2B1459

- 4-GASKET ----- 1A4039
- 2-COVER ----- 1B6127

- 2-FLANGE ASSEM. --- 3B1298
- 2-PLUG ----- 2651-A
- (PART OF ASSEM. 3B1298)



FINAL DRIVE
(Machines 5A1541 to 5A1617 Inclusive)

0898

- 16-CAP SCREW ----- S-1566
 2- DRUM ----- 2B4340
 2- GASKET ----- 2B1461

 2- STOP ----- 2B1460
 14-CAP SCREW ----- S-1585

 2- CAGE ----- 1A4038
 2- SEAL ----- 1B1785

 2- GASKET ----- 1A1452
 4- DEFLECTOR ----- 1A1265

 4- BEARING ----- 3B3651
 2- LOCK ----- 3B1251

 2- COVER ----- 1A1451
 2- PINION (12T.) ----- 3B1286

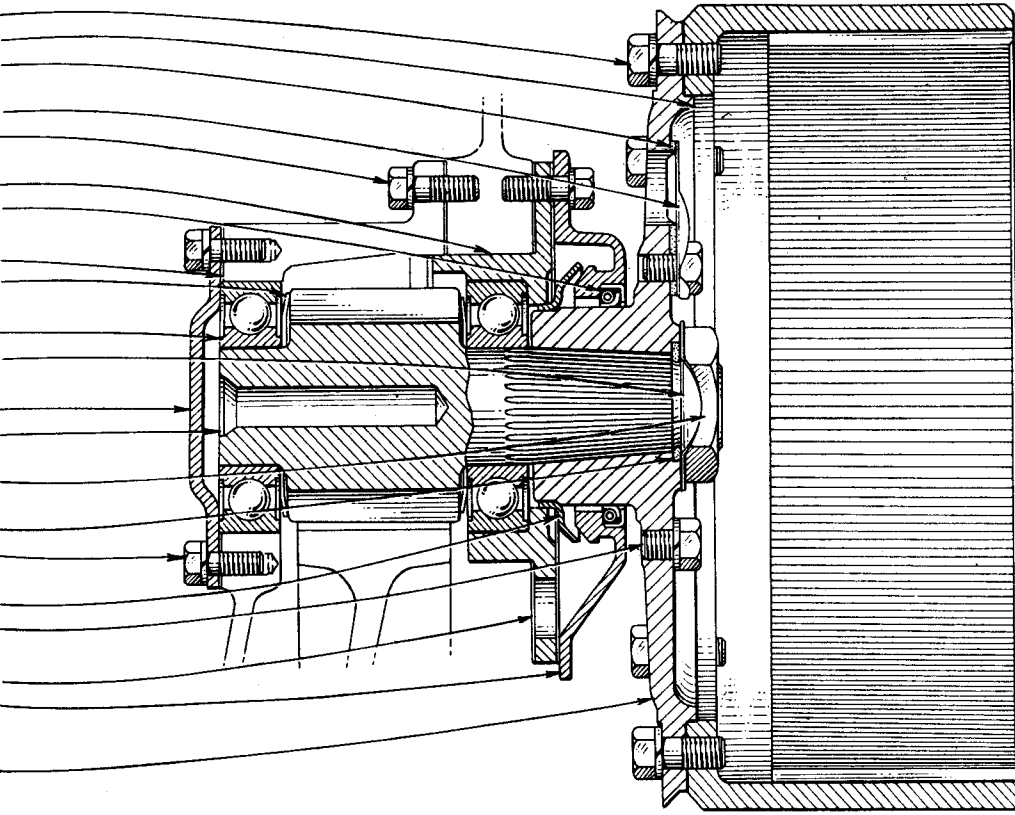
 2- NUT ----- 3B1250

 2- GASKET ----- 2B3908
 8- CAP SCREW ----- S-1595

 2- THROWER ----- 1A1422
 4- CAP SCREW ----- 2B1459

 4- GASKET ----- 1A4039
 2- COVER ----- 1B6127

 2- FLANGE ASSEM. ----- 3B1298
 2- PLUG ----- 2651-A
 (PART OF ASSEM. 3B1298)



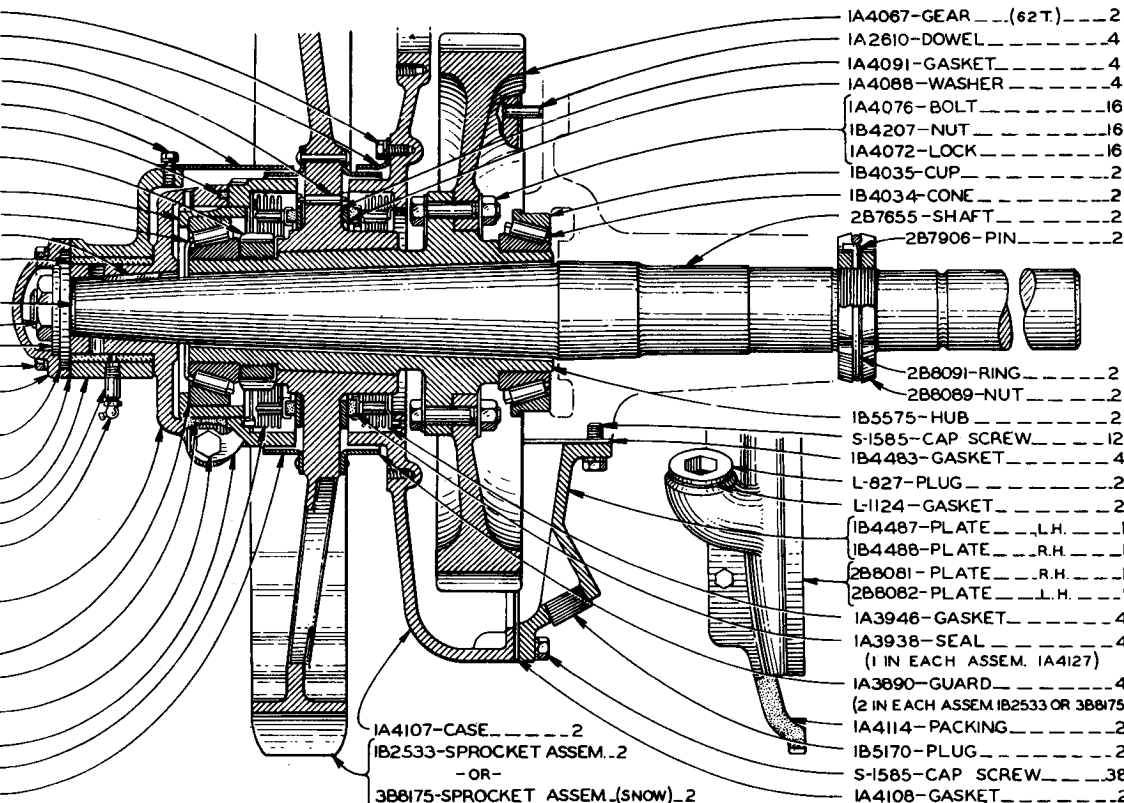
9302

FINAL DRIVE
 (Effective with Machine 5A1618)

ALWAYS GIVE MACHINE NUMBER WHEN ORDERING PARTS

ALWAYS GIVE MACHINE NUMBER WHEN ORDERING PARTS

- 10-CAP SCREWL-1351
- 2-GUARDIA4073
- 6-PINIA4089
- 2-GUARDIA4092
- 8-CAP SCREWL-1351
- 2-GASKETIA4094
- 2-NUTIA4095
- 2-LOCKIA4075
- 2-CAGEIA4049
- 2-CONEIB3936
- 2-KEYIB8742
- 1-BUSHINGIA4050
(PART OF ASSEM. IA4101)
- 2-SHIM2B1946
- 2-NUTIA3585
- 2-LOCKIB2891
- 8-CAP SCREWS-1587
- 2-CAPIB3051
- 2-WASHER ASSEM.IB3021
- 2-PINS-130
(PART OF ASSEM. IB3021)
- 2-GASKETIA5418
- 2-BEARING ASSEM.IA4101
- 2-BUSHING2B3018
- 2-FITTINGALEMITE #1612
- 2-HOLDER ASSEM.IB3050
- 1-DOWEL(7/8" LONG) L-2061
- 2-PIN(1 1/8" LONG) S-1076
(PARTS OF ASSEM. IB3050)
- 2-CUPJB3937
- 2-SEALIA4058
- 2-BOLTT-857
- 2-NUTIB4206
- 2-LOCKIA4074
- 4-BELLOWS ASSEM.IA4127
- 2-NUTIA4090



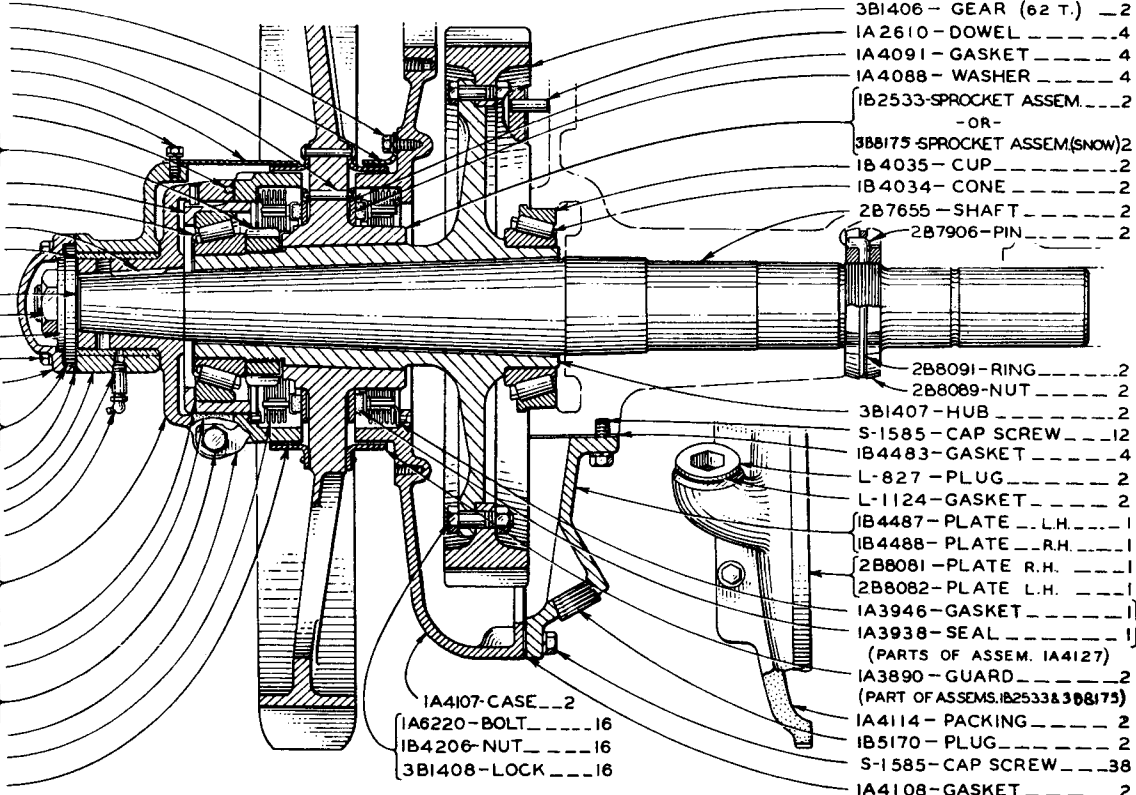
- IA4067-GEAR(62T).....2
- IA2610-DOWEL4
- IA4091-GASKET4
- IA4088-WASHER4
- IA4076-BOLT16
- IB4207-NUT16
- IA4072-LOCK16
- IB4035-CUP2
- IB4034-CONE2
- 2B7655-SHAFT2
- 2B7906-PIN2
- 2B8091-RING2
- 2B8089-NUT2
- IB5575-HUB2
- S-1585-CAP SCREW12
- IB4483-GASKET4
- L-827-PLUG2
- L-1124-GASKET2
- IB4487-PLATEL.H. 1
- IB4488-PLATER.H. 1
- 2B8081-PLATER.H. 1
- 2B8082-PLATEL.H. 1
- IA3946-GASKET4
- IA3938-SEAL4
(1 IN EACH ASSEM. IA4127)
- IA3890-GUARD4
(2 IN EACH ASSEM. IB2533 OR 3B8175)
- IA4114-PACKING2
- IB5170-PLUG2
- S-1585-CAP SCREW38
- IA4108-GASKET2

- IA4107-CASE2
- IB2533-SPROCKET ASSEM. 2
- OR-
- 3B8175-SPROCKET ASSEM. (SNOW) 2

PARTS CATALOG

FINAL DRIVE
(Machines 5A1091 to 5A1540 Inclusive)

- 10-CAP SCREW ___ L-1351
- 2-GUARD ___ IA 4073
- 6-PIN ___ IA4089
- 2-GUARD ___ IA4092
- 8-CAP SCREW ___ L-1351
- 2-GASKET ___ IA4094
- 2-NUT ___ IA4095
- 2-LOCK ___ IA4075
- 2-CAGE ___ IA4049
- 2-CONE ___ IB3936
- 2-KEY ___ IB8742
- 1-BUSHING ___ IA4050
(PART OF ASSEM. IA4101)
- 2-SHIM ___ 2B1946
- 2-NUT ___ IA3585
- 2-LOCK ___ IB2891
- 8-CAP SCREW ___ S-1587
- 2-CAP ___ IB3051
- 2-WASHER ASSEM. ___ IB3021
- 2-PIN ___ S-130
(PART OF ASSEM. IB3021)
- 2-GASKET ___ IA5418
- 2-BEARING ASSEM. ___ IA4101
- 2-BUSHING ___ 2B3018
- 2-FITTING ALEMITE # 1612
- 2-HOLDER ASSEM. ___ IB3050
- 1-DOWEL ($\frac{7}{8}$ " LONG) ___ L-2061
- 2-PIN ($1\frac{1}{8}$ " LONG) ___ S-1076
(PARTS OF ASSEM. IB3050)
- 2-CUP ___ IB3937
- 2-SEAL ___ IA4058
- 2-BOLT ___ T-857
- 2-NUT ___ IB4206
- 2-LOCK ___ IA4074
- 4-BELLOWS ASSEM. ___ IA4127
- 2-NUT ___ IA4090

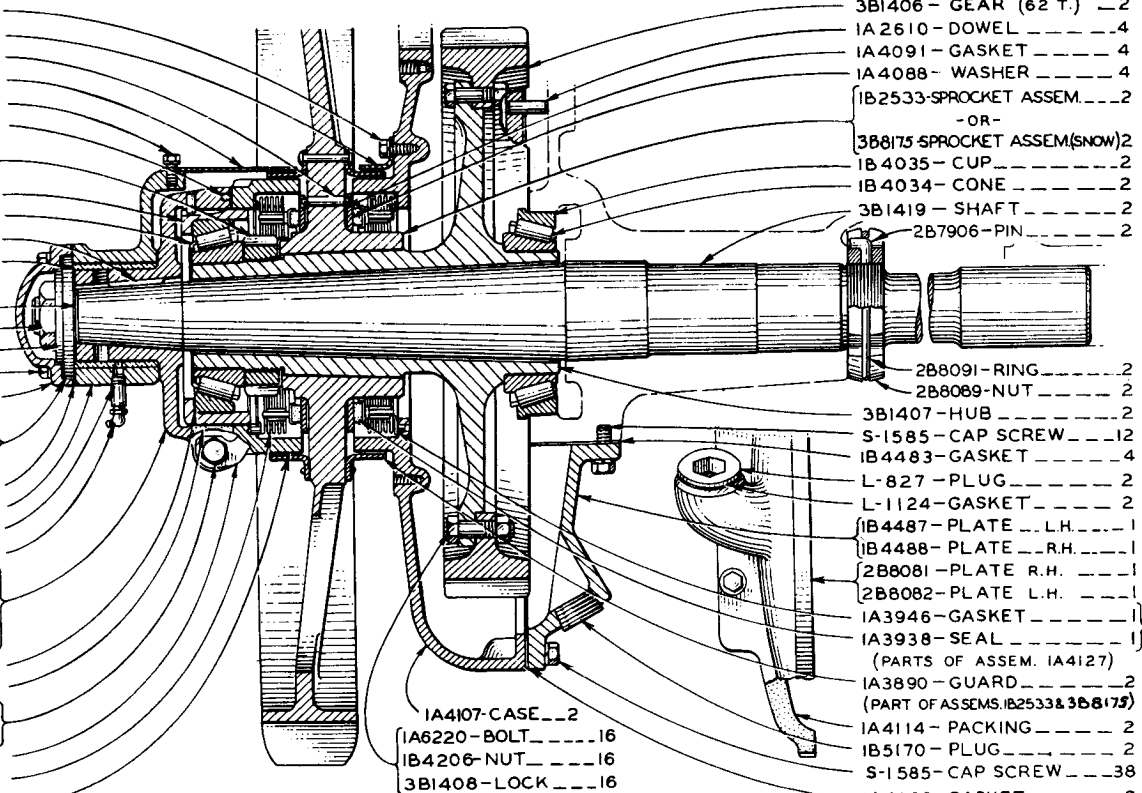


- 3B1406 - GEAR (62 T.) ___ 2
- IA2610 - DOWEL ___ 4
- IA4091 - GASKET ___ 4
- IA4088 - WASHER ___ 4
- IB2533-SPROCKET ASSEM. ___ 2
-OR-
3B8175-SPROCKET ASSEM.(SNOW)2
- IB4035 - CUP ___ 2
- IB4034 - CONE ___ 2
- 2B7655 - SHAFT ___ 2
- 2B7906-PIN ___ 2
- 2B8091-RING ___ 2
- 2B8089-NUT ___ 2
- 3B1407-HUB ___ 2
- S-1585-CAP SCREW ___ 12
- IB4483-GASKET ___ 4
- L-827-PLUG ___ 2
- L-1124-GASKET ___ 2
- IB4487-PLATE L.H. ___ 1
- IB4488-PLATE R.H. ___ 1
- 2B8081-PLATE R.H. ___ 1
- 2B8082-PLATE L.H. ___ 1
- IA3946-GASKET ___ 1
- IA3938-SEAL ___ 1
(PARTS OF ASSEM. IA4127)
- IA3890-GUARD ___ 2
(PART OF ASSEMS. IB2533&3B8175)
- IA4114-PACKING ___ 2
- IB5170-PLUG ___ 2
- S-1585-CAP SCREW ___ 38
- IA4108-GASKET ___ 2
- IA4107-CASE ___ 2
- IA6220-BOLT ___ 16
- IB4206-NUT ___ 16
- 3B1408-LOCK ___ 16

FINAL DRIVE
(Machines 5A1541 to 5A1579 Inclusive)

ALWAYS GIVE MACHINE NUMBER WHEN ORDERING PARTS

- 10-CAP SCREW ___ L-1351
- 2-GUARD ___ IA 4073
- 6-PIN ___ IA4089
- 2-GUARD ___ IA4092
- 8-CAP SCREW ___ L-1351
- 2-GASKET ___ IA4094
- 2-NUT ___ IA4095
- 2-LOCK ___ IA4075
- 2-CAGE ___ IA4049
- 2-CONE ___ IB3936
- 2-KEY ___ IB8742
- 1-BUSHING ___ IA4050
(PART OF ASSEM. IA4101)
- 2-SHIM ___ 2B1946
- 2-NUT ___ IA3585
- 2-LOCK ___ IB2891
- 8-CAP SCREW ___ S-1587
- 2-CAP ___ IB3051
- 2-WASHER ASSEM. ___ IB3021
- 2-PIN ___ S-130
(PART OF ASSEM. IB3021)
- 2-GASKET ___ IA5418
- 2-BEARING ASSEM. ___ IA4101
- 2-BUSHING ___ 2B3018
- 2-FITTING_ALEMITE # 1612
- 2-HOLDER ASSEM. ___ IB3050
- 1-DOWEL ($\frac{7}{8}$ " LONG) ___ L-2061
- 2-PIN ($1\frac{1}{8}$ " LONG) ___ S-1076
(PARTS OF ASSEM. IB3050)
- 2-CUP ___ IB3937
- 2-SEAL ___ IA4058
- 2-BOLT ___ T-857
- 2-NUT ___ IB4206
- 2-LOCK ___ IA4074
- 4-BELLOWS ASSEM. ___ IA4127
- 2-NUT ___ IA4090



- 3B1406 - GEAR (62 T.) ___ 2
- IA 2610 - DOWEL ___ 4
- IA4091 - GASKET ___ 4
- IA4088 - WASHER ___ 4
- IB2533-SPROCKET ASSEM. ___ 2
-OR-
3B8175 SPROCKET ASSEM.(SNOW) 2
- IB 4035 - CUP ___ 2
- IB 4034 - CONE ___ 2
- 3B1419 - SHAFT ___ 2
- 2B7906 - PIN ___ 2
- 2B8091 - RING ___ 2
- 2B8089 - NUT ___ 2
- 3B1407 - HUB ___ 2
- S-1585 - CAP SCREW ___ 12
- IB4483 - GASKET ___ 4
- L-827 - PLUG ___ 2
- L-1124 - GASKET ___ 2
- IB4487 - PLATE L.H. ___ 1
- IB4488 - PLATE R.H. ___ 1
- 2B8081 - PLATE R.H. ___ 1
- 2B8082 - PLATE L.H. ___ 1
- IA3946 - GASKET ___ 1
- IA3938 - SEAL ___ 1
(PARTS OF ASSEM. IA4127)
- IA3890 - GUARD ___ 2
(PART OF ASSEMS. IB2533 & 3B8175)
- IA4114 - PACKING ___ 2
- IB5170 - PLUG ___ 2
- S-1585 - CAP SCREW ___ 38
- IA4108 - GASKET ___ 2

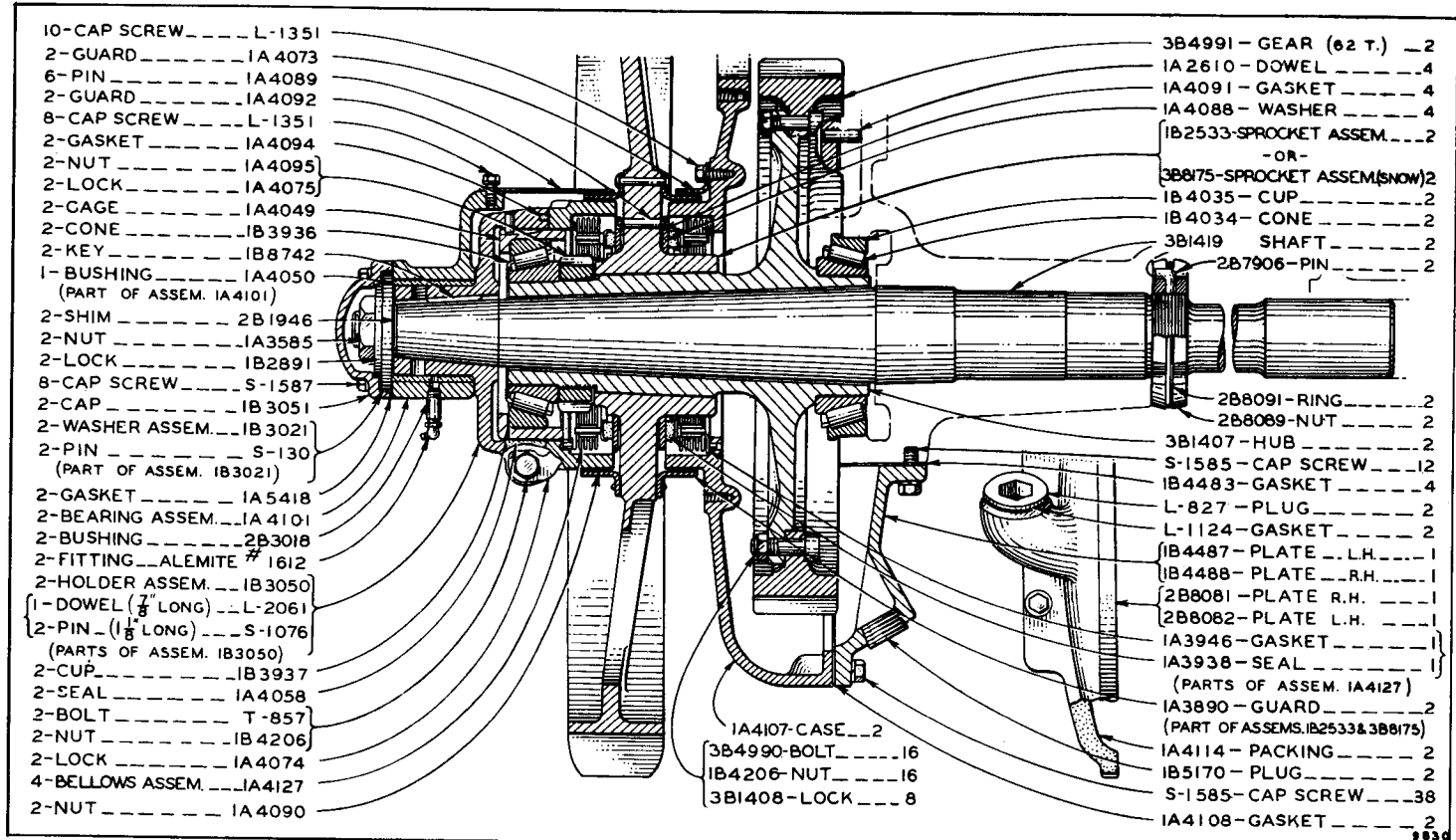
- IA4107-CASE ___ 2
- IA6220 - BOLT ___ 16
- IB4206 - NUT ___ 16
- 3B1408 - LOCK ___ 16

PARTS CATALOG

FINAL DRIVE
(Machines 5A1580 to 5A1617 Inclusive)

10663

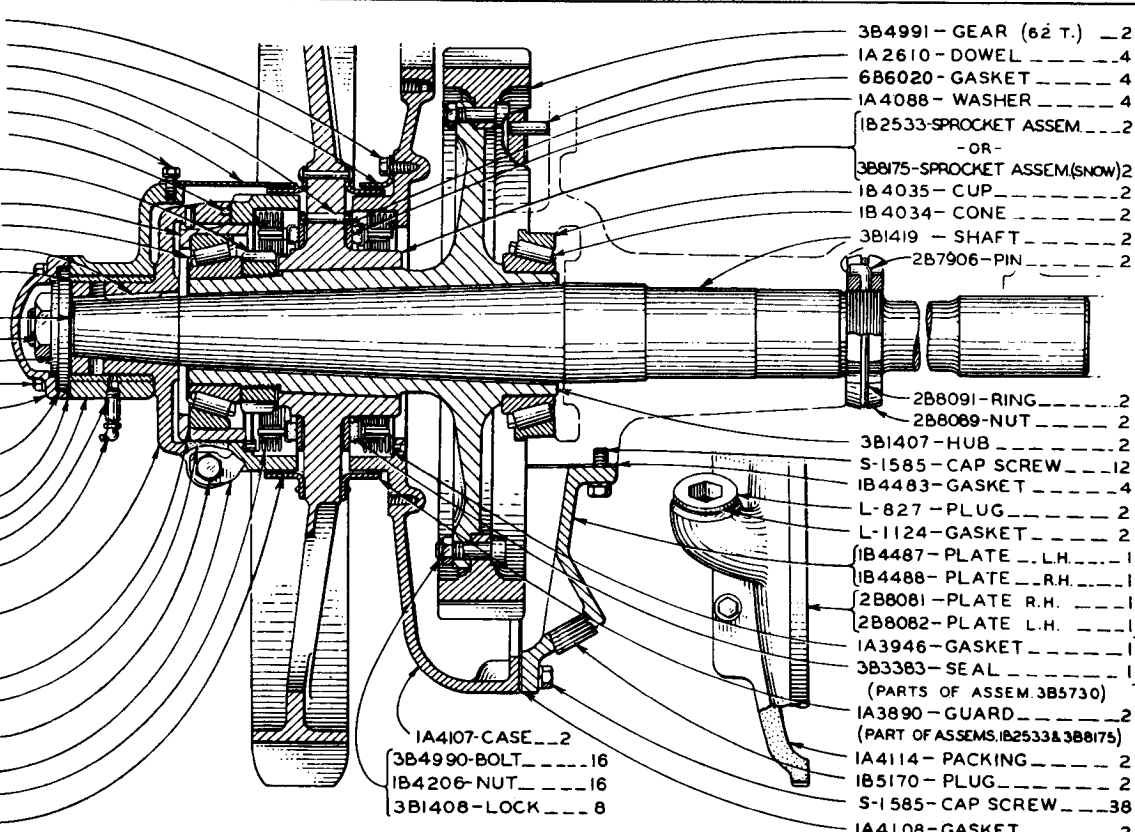
ALWAYS GIVE MACHINE NUMBER WHEN ORDERING PARTS



FINAL DRIVE
 (Machines 5A1618 to 5A1682 Inclusive)

ALWAYS GIVE MACHINE NUMBER WHEN ORDERING PARTS

- 10-CAP SCREW... L-1351
- 2-GUARD... IA 4073
- 6-PIN... IA 4089
- 2-GUARD... IA 4092
- 8-CAP SCREW... L-1351
- 2-GASKET... IA 4094
- 2-NUT... IA 4095
- 2-LOCK... IA 4075
- 2-CAGE... IA 4049
- 2-CONE... IB 3936
- 2-KEY... IB 8742
- 1-BUSHING... IA 4050
(PART OF ASSEM. IA 4101)
- 2-SHIM... 2B 1946
- 2-NUT... IA 3585
- 2-LOCK... IB 2891
- 8-CAP SCREW... S-1587
- 2-CAP... IB 3051
- 2-WASHER ASSEM... IB 3021
- 2-PIN... S-130
(PART OF ASSEM. IB 3021)
- 2-GASKET... IA 5418
- 2-BEARING ASSEM... IA 4101
- 2-BUSHING... 2B 3018
- 2-FITTING... ALEMITE # 1612
- 2-HOLDER ASSEM... IB 3050
- 1-DOWEL (3/8" LONG)... L-2061
- 2-PIN (1/8" LONG)... S-1076
(PARTS OF ASSEM. IB 3050)
- 2-CUP... IB 3937
- 2-SEAL... IA 4058
- 2-BOLT... T-857
- 2-NUT... 6B 6683
- 2-LOCK... IA 4074
- 4-BELLOWS ASSEM... 3B 5730
- 2-NUT... IA 4090



- 3B 4991 - GEAR (62 T.)... 2
- IA 2610 - DOWEL... 4
- 6B 6020 - GASKET... 4
- IA 4088 - WASHER... 4
- IB 2533 - SPROCKET ASSEM... 2
- OR -
- 3B 8175 - SPROCKET ASSEM.(SNOW)... 2
- IB 4035 - CUP... 2
- IB 4034 - CONE... 2
- 3B 1419 - SHAFT... 2
- 2B 7906 - PIN... 2
- 2B 8091 - RING... 2
- 2B 8089 - NUT... 2
- 3B 1407 - HUB... 2
- S-1585 - CAP SCREW... 12
- IB 4483 - GASKET... 4
- L-827 - PLUG... 2
- L-1124 - GASKET... 2
- IB 4487 - PLATE... L.H. 1
- IB 4488 - PLATE... R.H. 1
- 2B 8081 - PLATE... R.H. 1
- 2B 8082 - PLATE... L.H. 1
- IA 3946 - GASKET... 1
- 3B 3383 - SEAL... 1
(PARTS OF ASSEM. 3B 5730)
- IA 3890 - GUARD... 2
(PART OF ASSEMS. IB 2533 & 3B 8175)
- IA 4114 - PACKING... 2
- IB 5170 - PLUG... 2
- S-1585 - CAP SCREW... 38
- IA 4108 - GASKET... 2

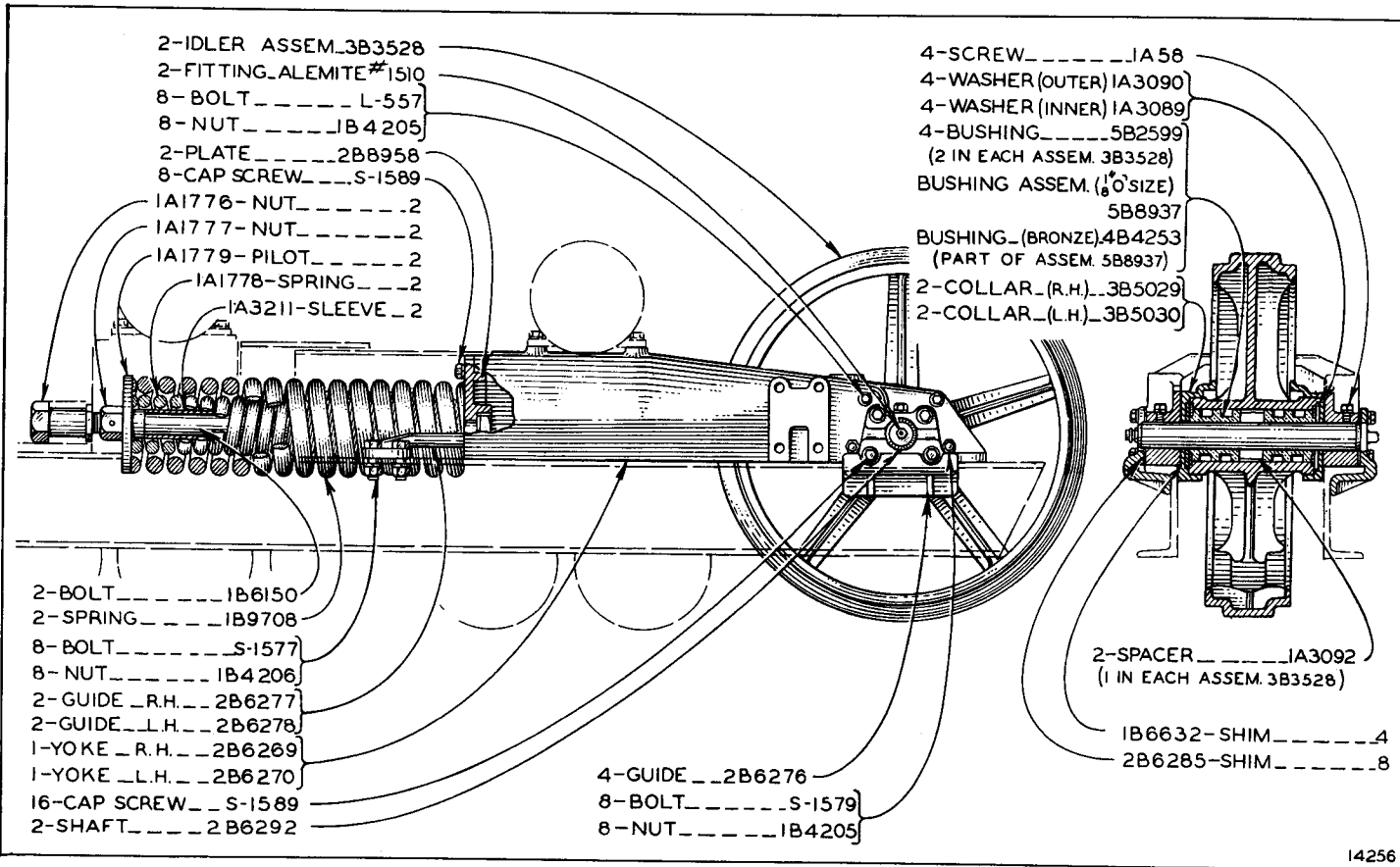
- IA 4107 - CASE... 2
- 3B 4990 - BOLT... 16
- IB 4206 - NUT... 16
- 3B 1408 - LOCK... 8

FINAL DRIVE
(Effective with Machine 5A1683)

PARTS CATALOG

14886

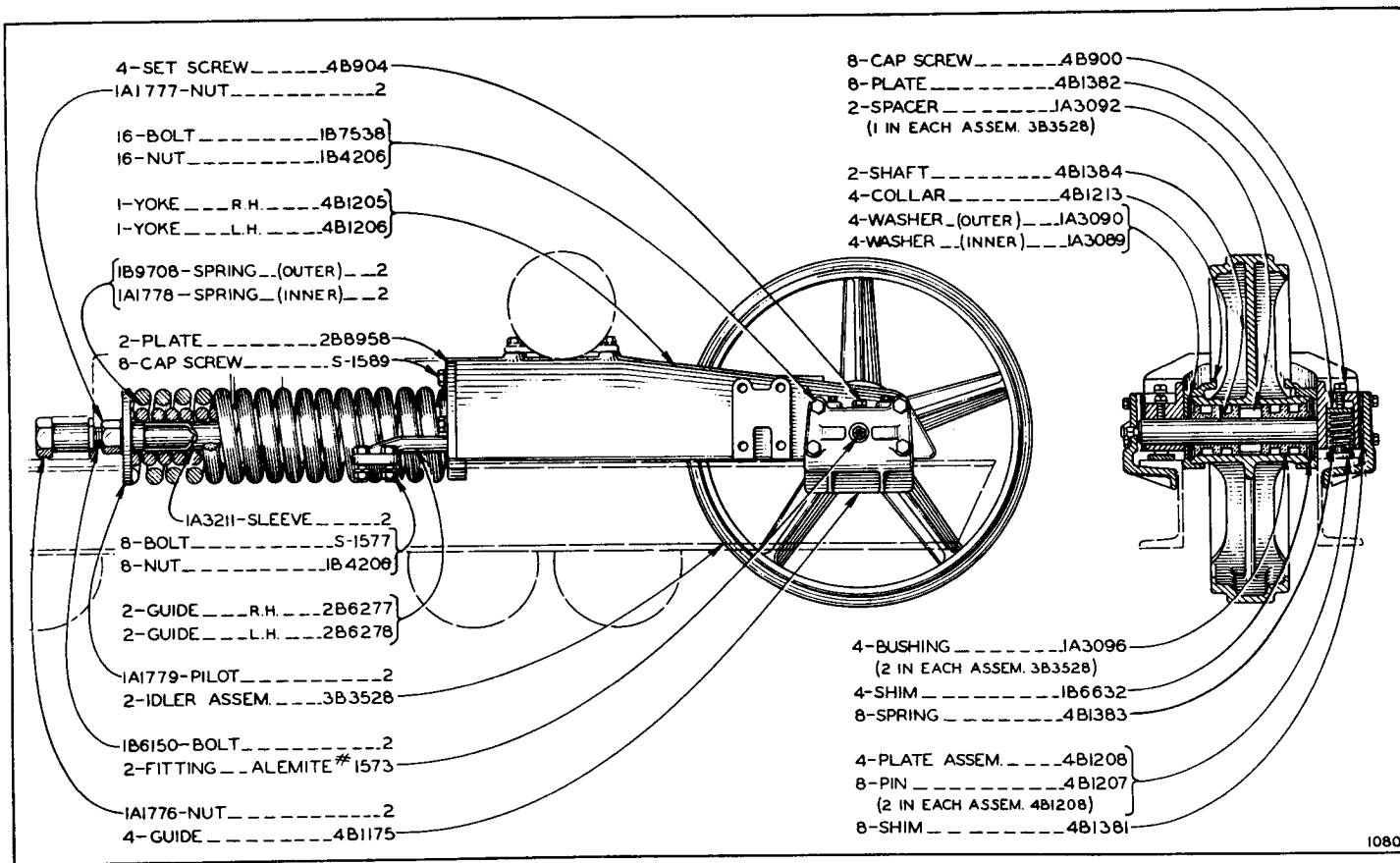
ALWAYS GIVE MACHINE NUMBER WHEN ORDERING PARTS



FRONT IDLER
 (Machines 5A1091 to 5A1766 Inclusive)

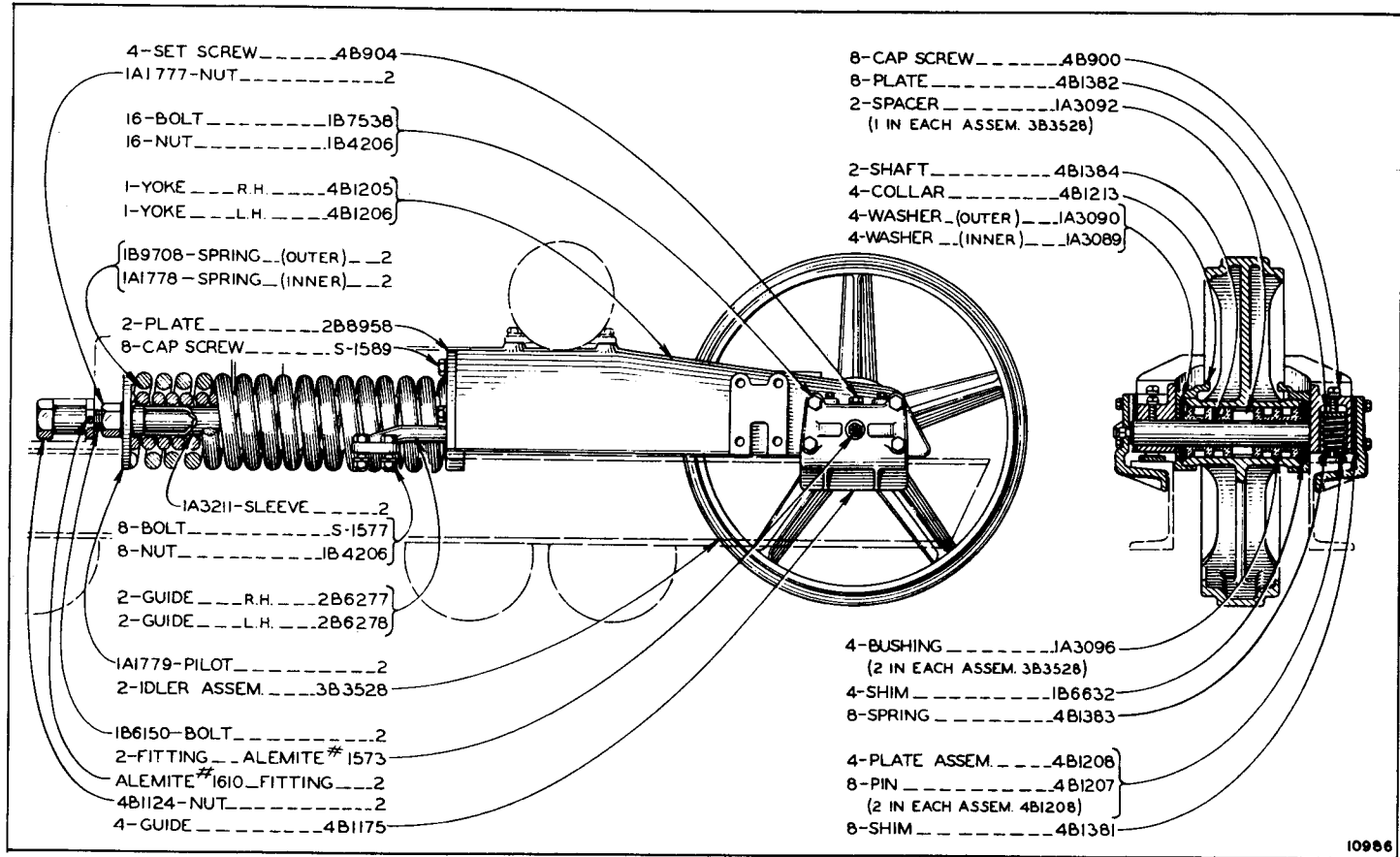
14256

ALWAYS GIVE MACHINE NUMBER WHEN ORDERING PARTS



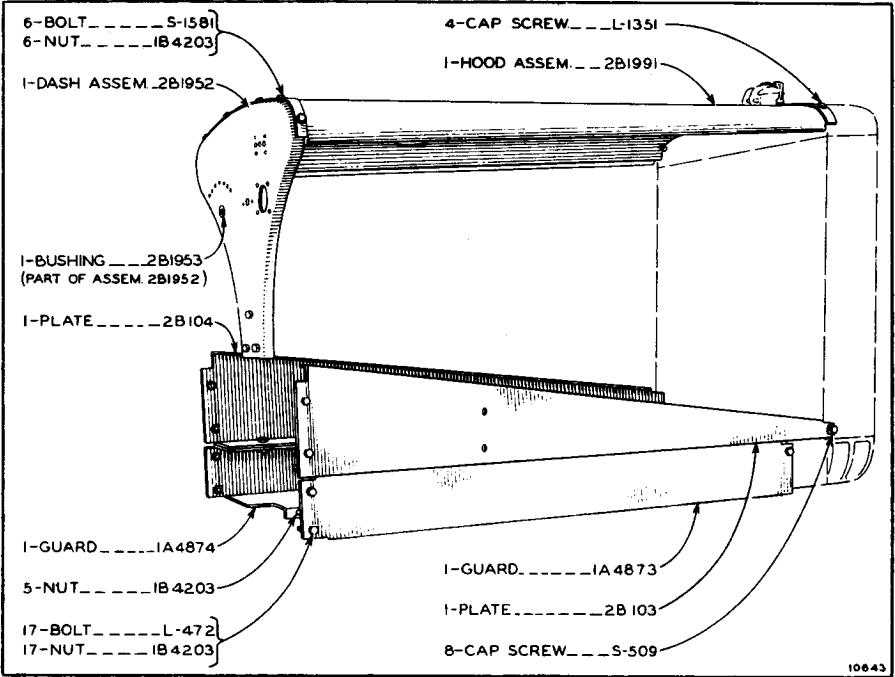
FRONT IDLER
 (Machines 5A1767 to 5A1771 Inclusive)

ALWAYS GIVE MACHINE NUMBER WHEN ORDERING PARTS

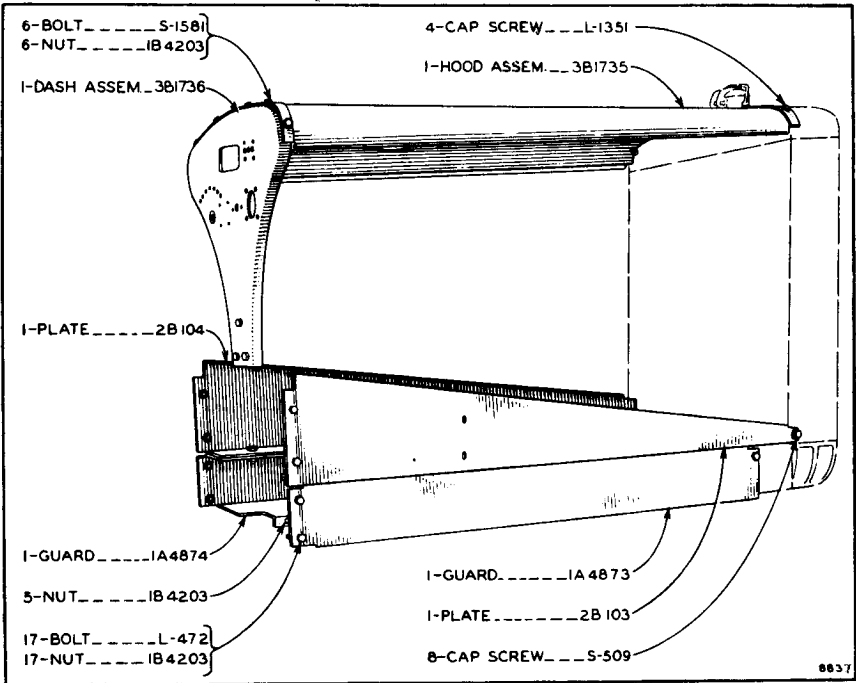


FRONT IDLER
 (Effective with Machine 5A1772)

10986

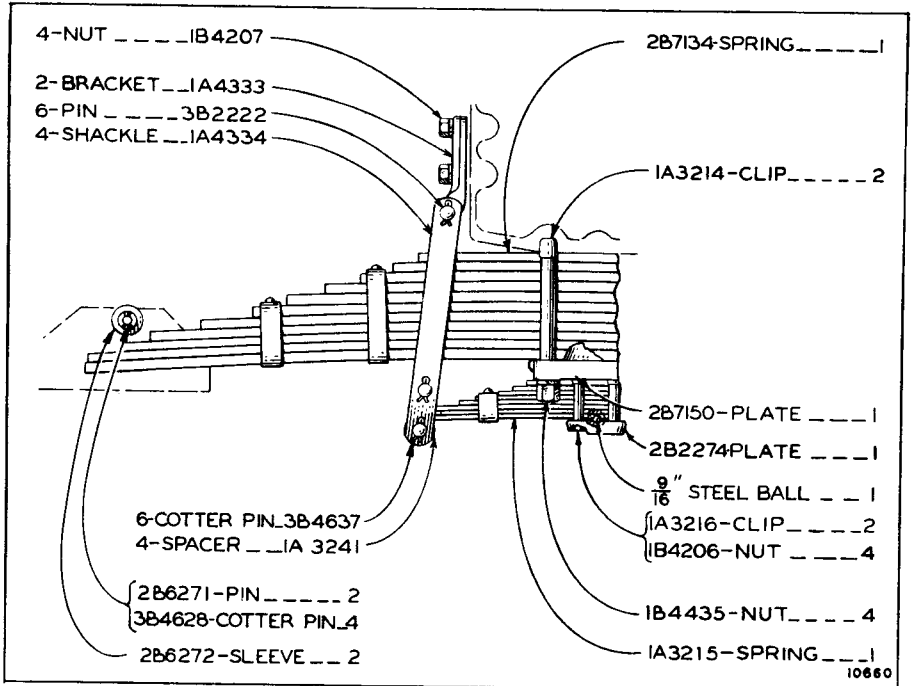


HOOD AND DASH
 (Machines 5A1091 to 5A1500 Inclusive)

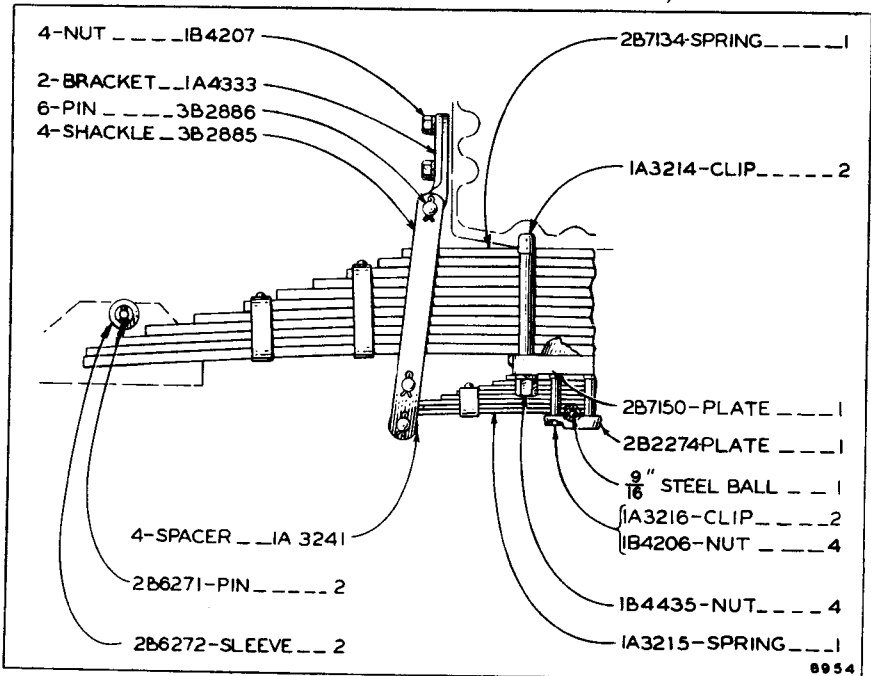


HOOD AND DASH
 (Effective with Machine 5A1501)

ALWAYS GIVE MACHINE NUMBER WHEN ORDERING PARTS

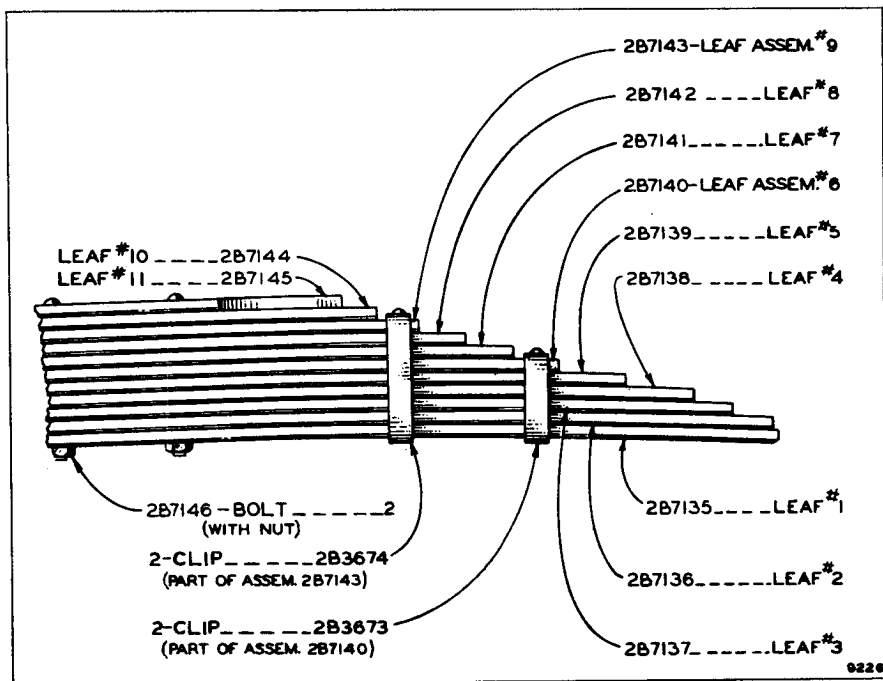


EQUALIZER SPRING
(Machines 5A1091 to 5A1562 Inclusive)

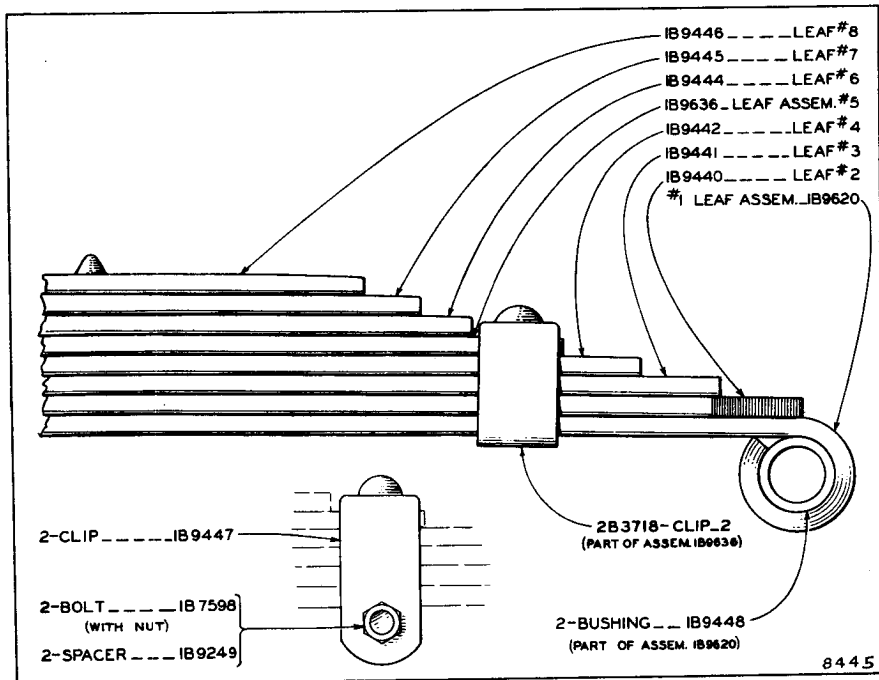


EQUALIZER SPRING
(Effective with Machine 5A1563)

ALWAYS GIVE MACHINE NUMBER WHEN ORDERING PARTS

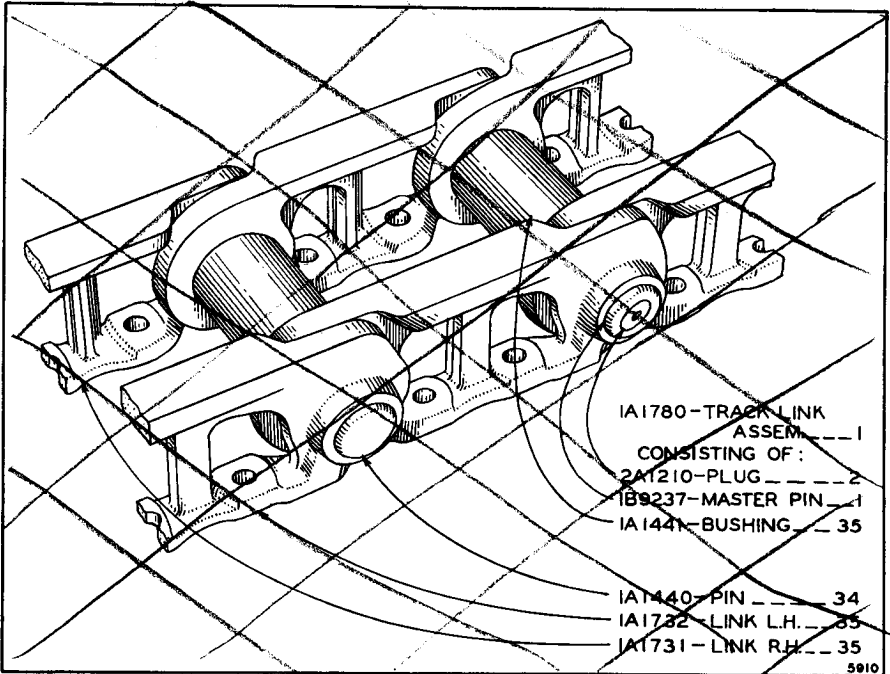


2B7134 SPRING



1A3215 SPRING

ALWAYS GIVE MACHINE NUMBER WHEN ORDERING PARTS



TRACK LINK ASSEMBLY (2 Assemblies Req'd.)

*631643 Pin + Bushing Group.
(Consists of complete set of pins + bushings for one track.)*

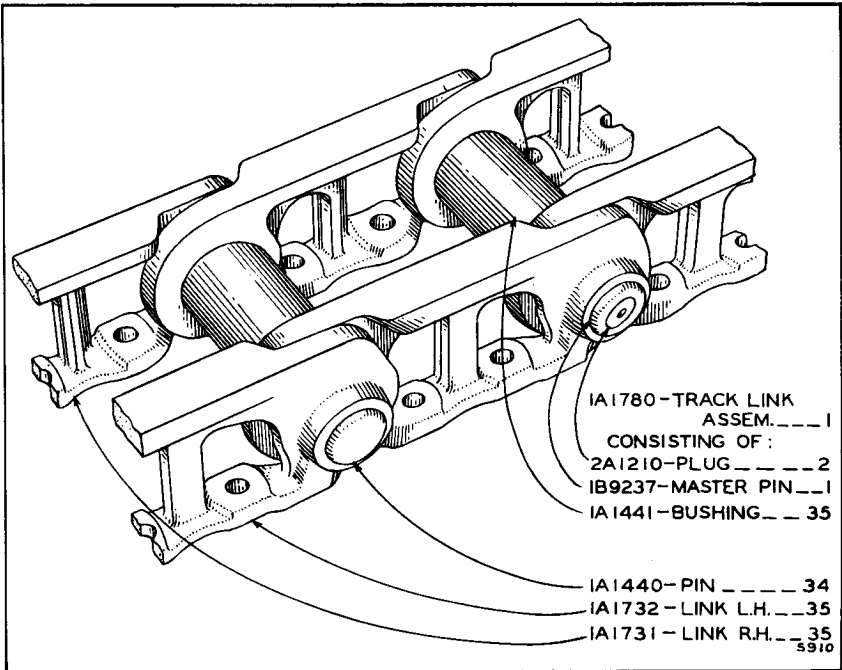
		Complete Track Group (2 Req'd. per Tractor)	Shoe (35 Req'd. For one Track)
8"	Grouser Shoe	1B2082	1B2271
8"	" " " H.T.	1B2452	1B2461
10"	" " " " "	1B2083	1B2272
10"	" " " H.T.	1B2453	1B2462
12"	" " " " "	1B2084	1B2273
12"	" " " H.T.	1B2454	1B2463
14"	Semi-Skeleton Snow Shoe H.T.	2B9891	(S.S.) 2B9892 (17 Req'd.) (D.S.) 2B9893 (18 Req'd.)
15"	Grouser Shoe	1A1781	1A1462
15"	" " " H.T.	1B893	1B892
15"	Flat Shoe (Type A)	1B2086	1B2280
15"	Skeleton Shoe	1B2087	1B2285
16"	Semi-Skeleton Snow Shoe H.T.	3B3569	(S.S.) 3B3567 (17 Req'd.) (D.S.) 3B3566 (18 Req'd.)
18"	Grouser Shoe	1B2085	1B2274
18"	" " " H.T.	1B2455	1B2464
18"	Semi-Skeleton Grouser Shoe H.T.	2B7875	2B7686
18"	" " " Snow Shoe H.T.	3B3486	(S.S.) 3B3499 (17 Req'd.) (D.S.) 3B3500 (18 Req'd.)
18"	Grouser Shoe-1" Offset R.H.	2B5069 (1 Req'd.)	2B5071
18"	" " " L.H.	2B5070 (1 Req'd.)	2B5072
18"	Snow Shoe	2B7334	(S.S.) 2B7335 (17 Req'd.) (D.S.) 2B7333 (18 Req'd.)
20"	Flat Shoe (Type B)	*3B8480	3B8456
20"	Grouser Shoe-1" Offset R.H.	1B8641 (1 Req'd.)	1B8683
20"	" " " L.H.	1B8642 (1 Req'd.)	1B8684
20"	" " " " R.H.H.T.	1B8775 (1 Req'd.)	1B8797
20"	" " " " L.H.H.T.	1B8776 (1 Req'd.)	1B8798
20"	" " " H.T.	*2B4949	2B5047
22"	" " " " "	*2B4950	2B5312
22"	" " " 2" Offset R.H.	2B4921 (1 Req'd.)	2B4919
22"	" " " L.H.	2B4922 (1 Req'd.)	2B4920
22"	Flat Shoe (Type B)	*3B1915	3B1901
24"	Grouser Shoe H.T.	*2B4651	2B5314
24"	Angle Shoe	*3B3389	3B1448
30"	Grouser Shoe H.T.	*2B6515	2B6530

1A1493 Track Shoe Bolt - 140 Req'd. for One Track
 1B4423 Nut (Used with 1A1493)
 3B4510 Lockwasher (Used with 1A1493)
 H.T. - Heat Treated S.S. - Single Spike D.S. - Double Spikes
 * For 74" Gauge Models only

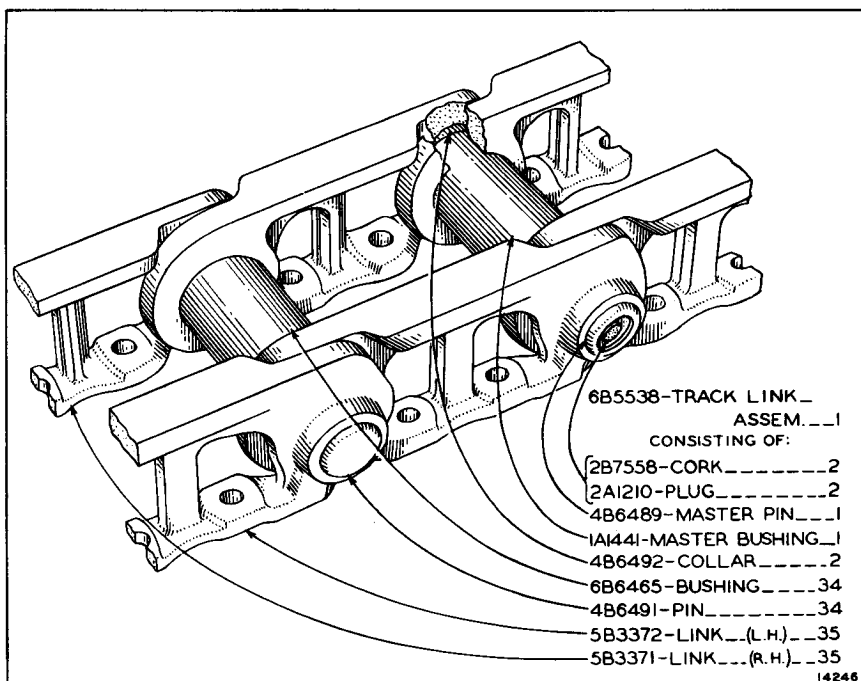
14777

ALWAYS GIVE MACHINE NUMBER WHEN ORDERING PARTS

CROSS OUT ILLUSTRATION 5910 ON PAGE 76
 REMOVE AND DESTROY INSERT DATED 4-15-46
 PLACE THIS INSERT BETWEEN PAGES 76 & 77 IN FORM 7748—
 PARTS CATALOG FOR FIFTY TRACTOR



TRACK LINK ASSEMBLY—Non-Counterbored (2 Assemblies Req'd)
 6B1463 Track Pin and Bushing Group consists of a complete set
 of Pins and Bushings for one Track



Name	Complete Track Group (Hardware included) 2 Req'd. per Tractor	Shoe (35 Req'd. For One Track)
8" Grouser Shoe	6B5622	1B2271
8" " " H.T.	6B5623	1B2461
10" " " H.T.	6B5624	1B2272
10" " " H.T.	6B5625	1B2462
12" " " H.T.	6B5626	1B2273
12" " " H.T.	6B5627	1B2463
14" Semi-Skeleton Snow Shoe H.T.	6B5628	2B9892 (S.S. - 17 Req'd.) 2B9893 (D.S. - 18 Req'd.)
15" Grouser Shoe	6B5629	1A1462
15" " " H.T.	6B5630	1B892
15" Flat Shoe (Type A)	6B5632	1B2280
15" Skeleton Shoe	6B5631	1B2285
16" Semi-Skeleton Snow Shoe H.T.	6B5633	3B3567 (S.S. - 17 Req'd.) 3B3566 (D.S. - 18 Req'd.)
18" Grouser Shoe	6B5634	1B2274
18" " " H.T.	6B5637	1B2464
18" Semi-Skeleton Snow Shoe H.T.	6B5638	3B3499 (S.S. - 17 Req'd.) 3B3500 (D.S. - 18 Req'd.)
18" Grouser Shoe-1" Offset R.H.	6B5635 (1 Req'd.)	2B5071
18" " " 1" " L.H.	6B5636 (1 Req'd.)	2B5072
20" Flat Shoe (Type B)	*6B5645	3B8456
20" Grouser Shoe-1" Offset R.H.	6B5641 (1 Req'd.)	1B8683
20" " " 1" " L.H.	6B5642 (1 Req'd.)	1B8684
20" " " 1" " R.H.-H.T.	6B5643 (1 Req'd.)	1B8797
20" " " 1" " L.H.-H.T.	6B5644 (1 Req'd.)	1B8798
20" " " H.T.	*6B5640	2B5047
20" " " H.T.	*6B5646	2B5312
22" " " 2" Offset R.H.	6B5647 (1 Req'd.)	2B4919
22" " " 2" " L.H.	6B5648 (1 Req'd.)	2B4920
24" " " H.T.	*6B5649	2B5314
24" Angle Shoe	*6B5650	3B1448
30" Grouser Shoe H.T.	6B5651	2B6530

1A1493 Track Shoe Bolt - 140 Req'd. for one Track

1B4433 Nut (Used with 1A1493)

3B4510 Lockwasher (Used with 1A1493)

H.T. - Heat Treated S.S. - Single Spike D.S. - Double Spike

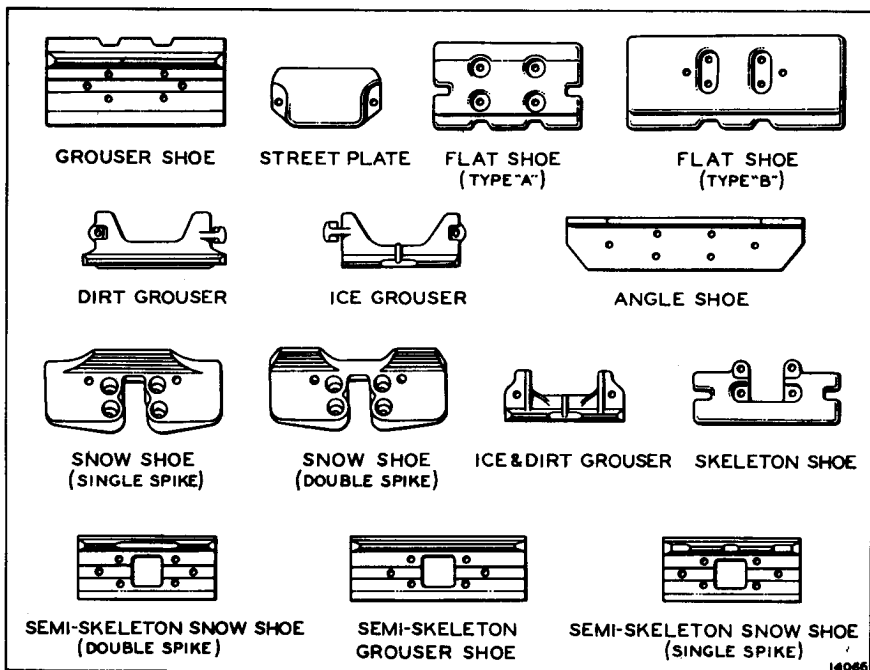
* For 74" Gauge Models only

21830

TRACK LINK ASSEMBLY—Counterbored (2 Assemblies Req'd)

6B6982 Track Pin and Bushing Group consists of a complete set of Pins and Bushings for one Track

ALWAYS GIVE SERIAL NUMBER WHEN ORDERING PARTS



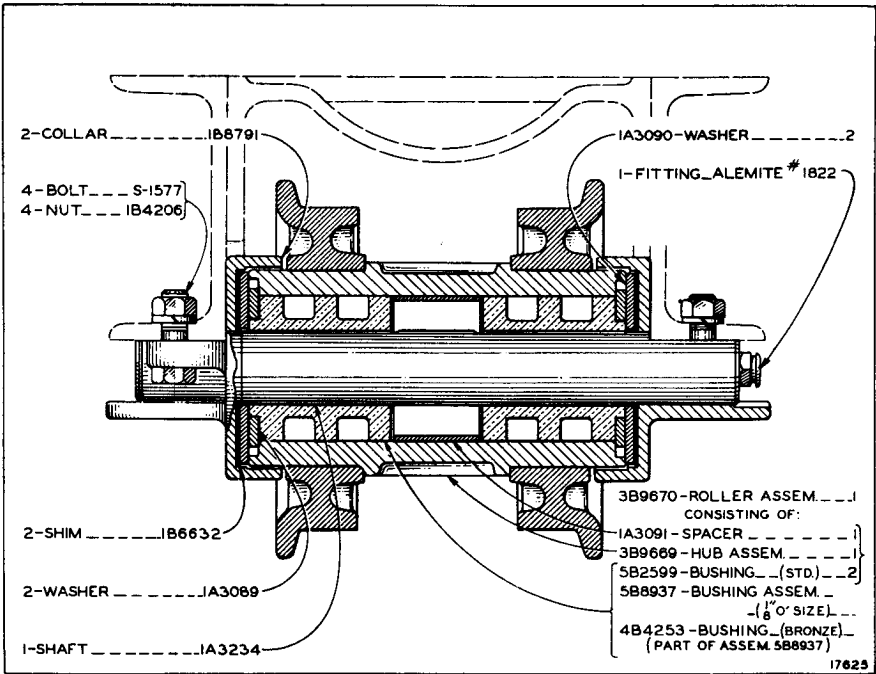
TRACK SHOES, GROUSERS AND STREET PLATES

Name	Complete Group Nos.		Unit Part		For use on Track Shoes
	(Full Set)	(Half Set)	Part Number	Qty. in Full Set	
Ice & Dirt Grouser	1B2072	2B3482	1B2277	70	36 } 1A1462, 1B892, 1B2273, 1B2274, 1B2463, 1B2464, 1B8683, 1B8684, 1B8797, 1B8798, 2B4919, 2B4920, 2B5047, 2B5071, 2B5072, 2B5312, 2B5314, 2B6530, 2B7686, 2B9892, 2B9893, 3B3499, 3B3500, 3B3566, 3B3567,
Street Plate	1B1669	2B3485	1B1670	70	
Ice Grouser	1B2074	2B3484	1B854 R.H. 1B855 L.H.	35	18 } 1B2280 & 1B2285
Dirt Grouser	1B2073	2B3483	1B2275 R.H. 1B2276 L.H.	35	18 } 1B2280

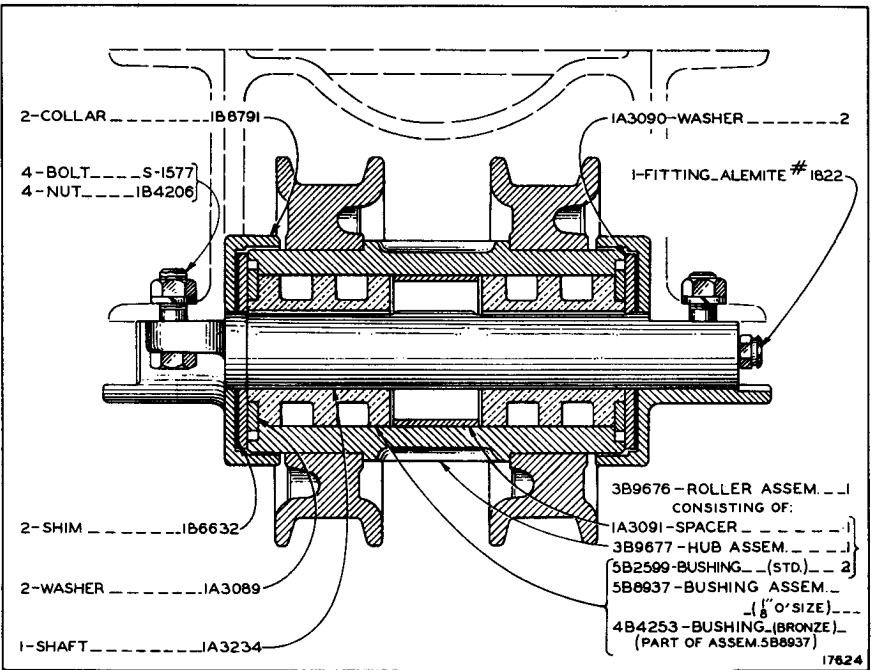
S-1576 Bolt - 2 Req'd. for each Grouser 1B2277
 S-1578 " " " " " Street Plate 1B1670
 1B4206 Nut (Used with S-1576 & S-1578)
 3B4510 Lockwasher (Used with S-1576 & S-1578)
 2904-A Bolt 1 Req'd. for each Grouser 1B854, 1B855, 1B2275 & 1B2276
 1B4332 Nut (Used with 2904-A)
 2869-A Washer (Used with 2904-A)
 3B4514 Lockwasher (Used with 2904-A)

14067

ALWAYS GIVE MACHINE NUMBER WHEN ORDERING PARTS

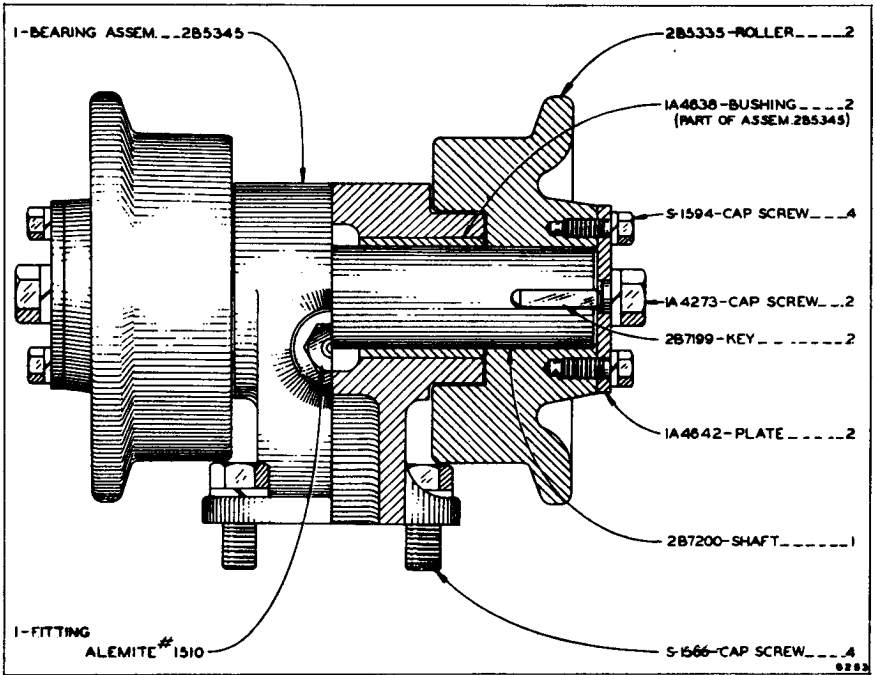


SINGLE FLANGE TRACK ROLLER (6 Groups Req'd.)

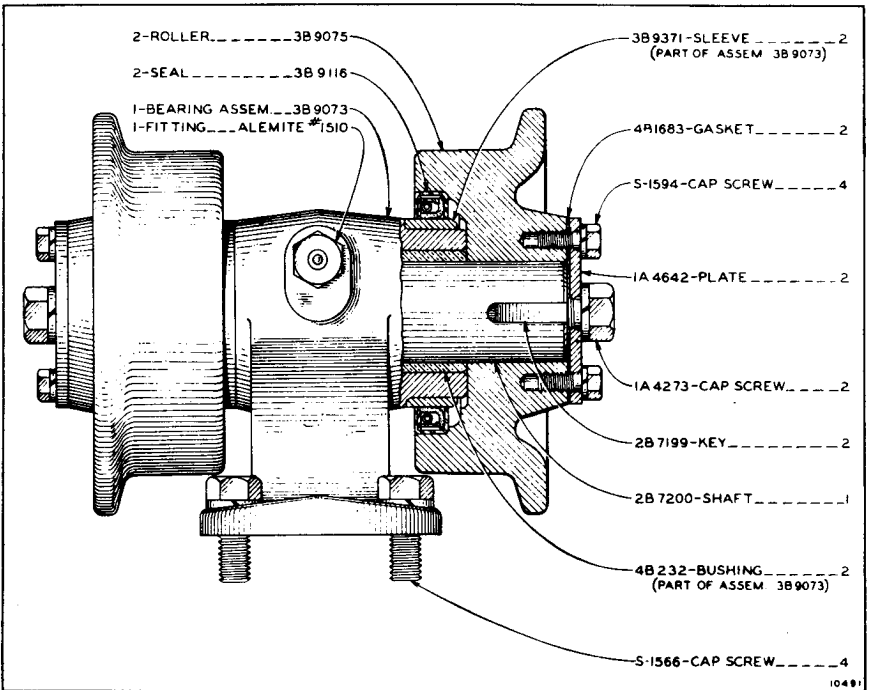


DOUBLE FLANGE TRACK ROLLER (4 Groups Req'd.)

ALWAYS GIVE MACHINE NUMBER WHEN ORDERING PARTS

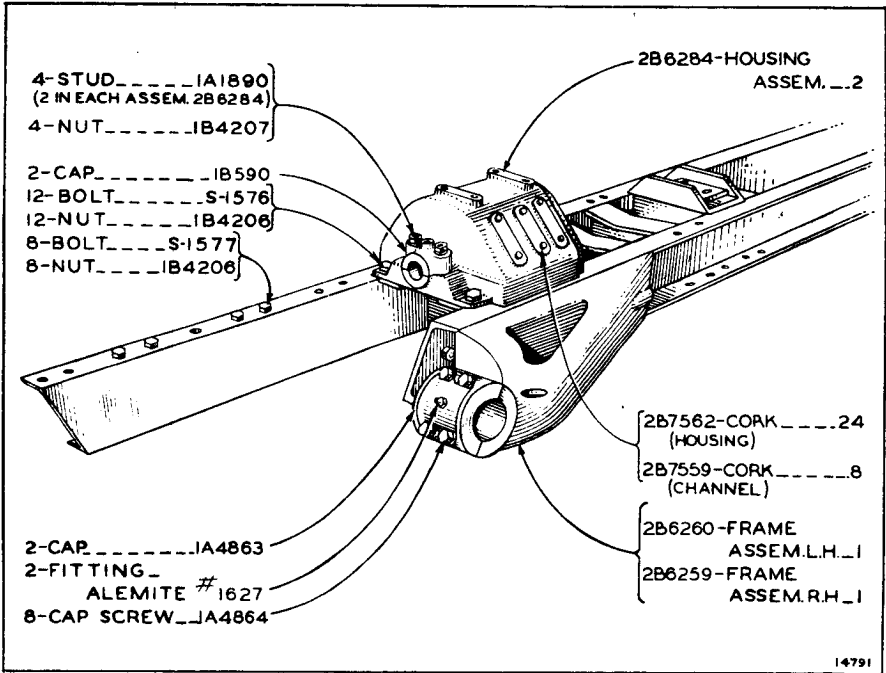


TRACK CARRIER ROLLER (4 Groups Req'd.)
(Machines 5A1091 to 5A1736 Inclusive)

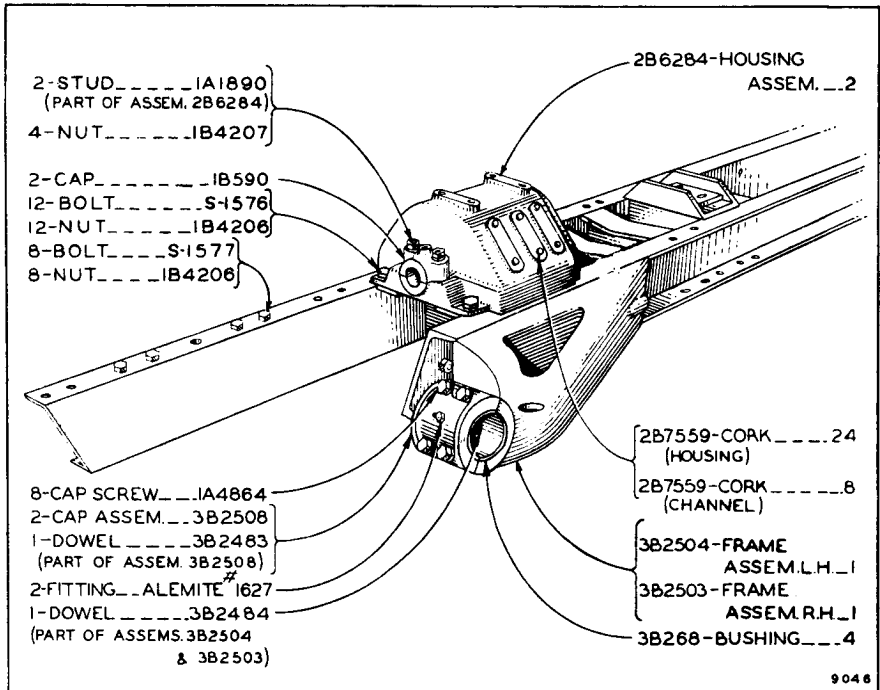


TRACK CARRIER ROLLER (4 Groups Req'd.)
(Effective with Machine 5A1737)

ALWAYS GIVE MACHINE NUMBER WHEN ORDERING PARTS

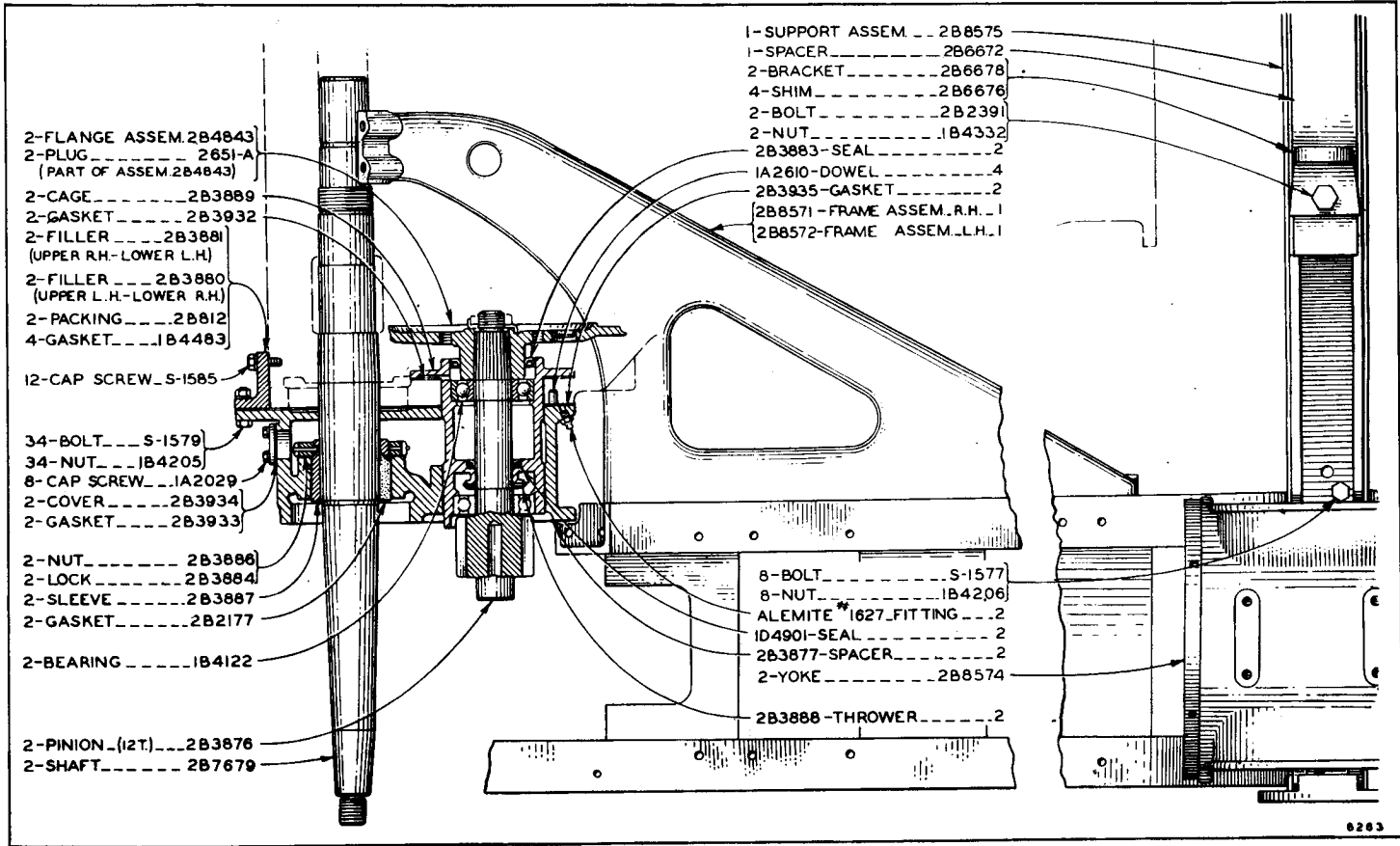


TRACK ROLLER FRAME (60" Gauge)
(Machines 5A1091 to 5A1579 Inclusive)

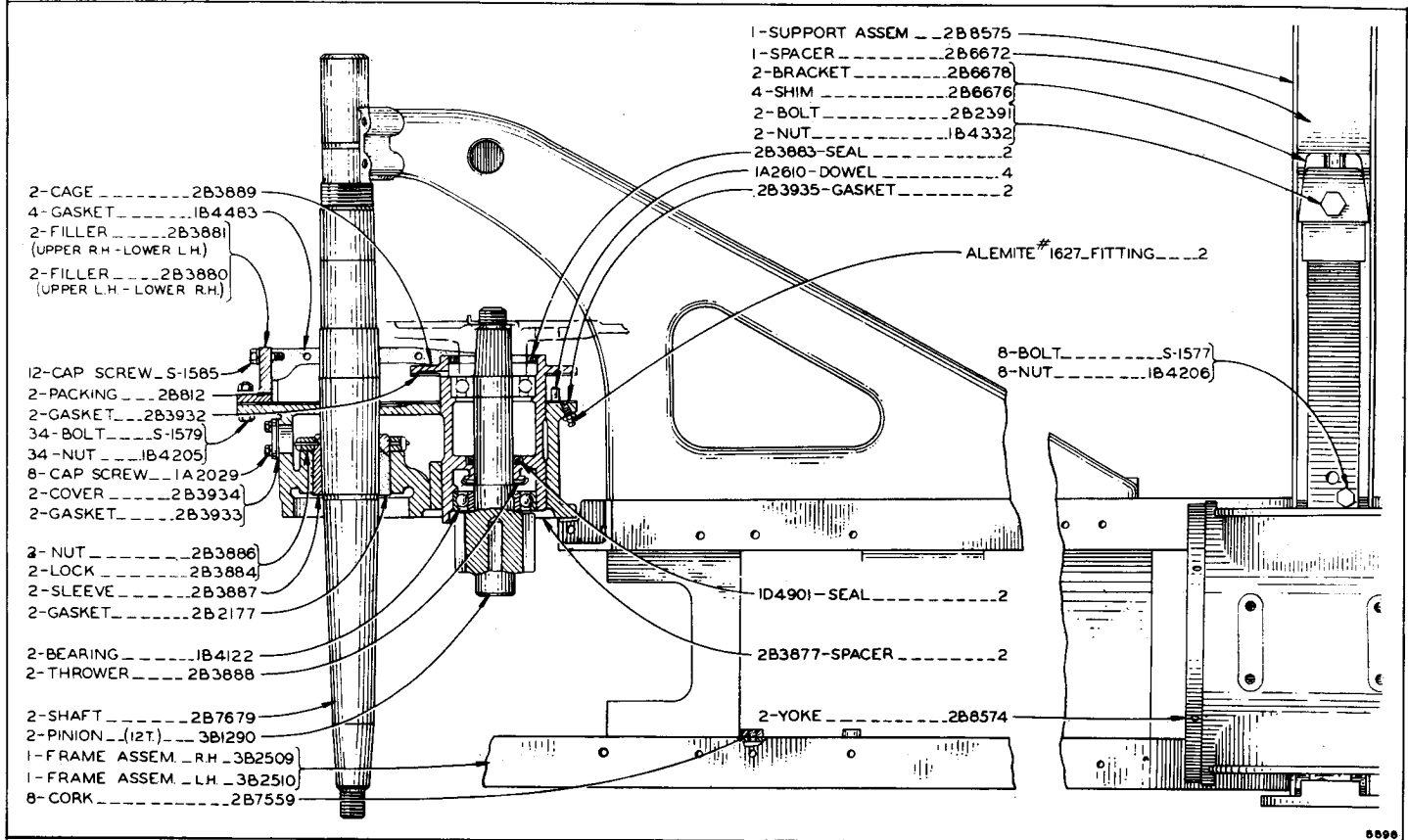


TRACK ROLLER FRAME (60" Gauge)
(Effective with Machine 5A1580)

ALWAYS GIVE MACHINE NUMBER WHEN ORDERING PARTS



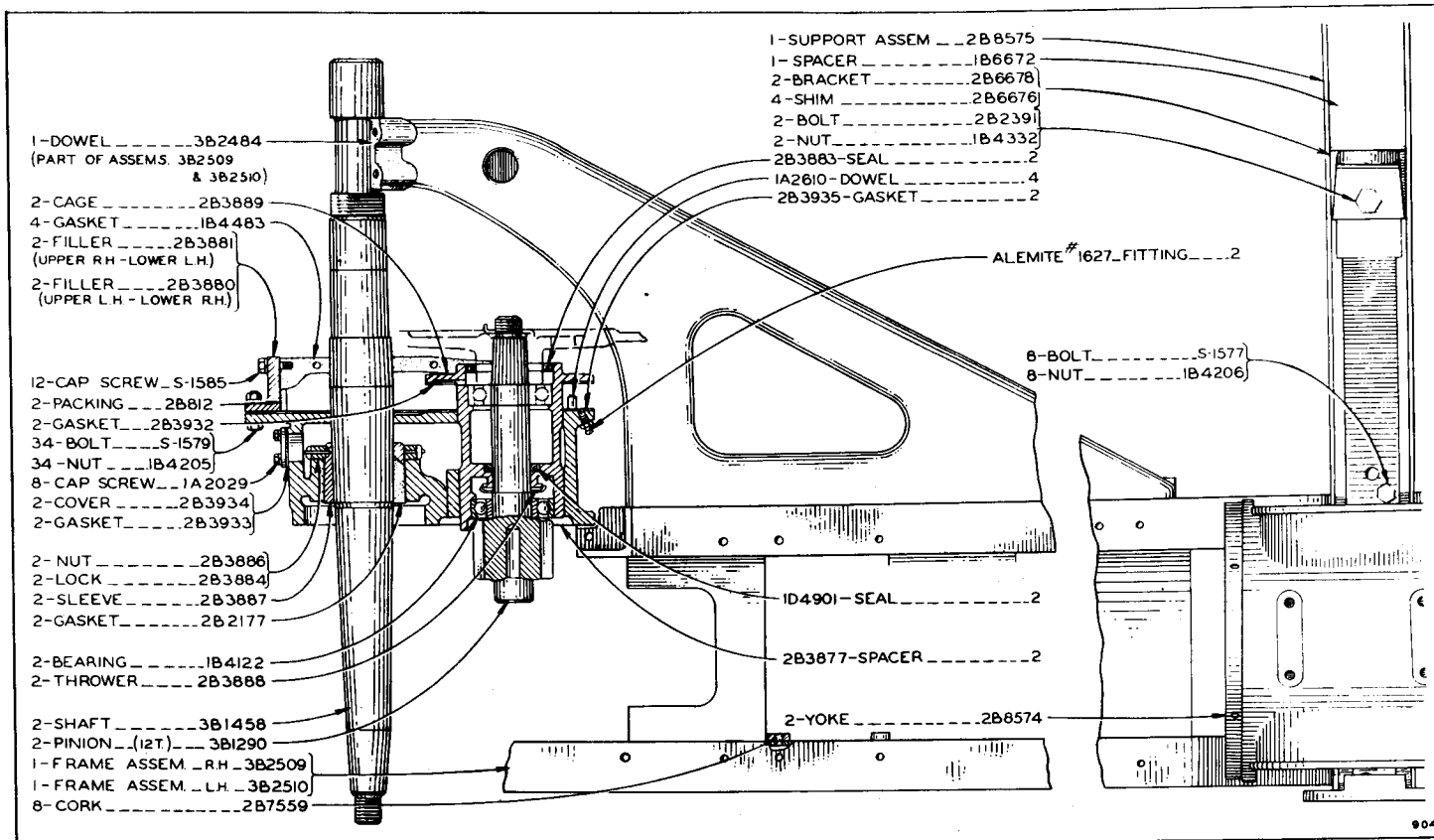
2B8576—74" GAUGE GROUP (Non-oscillating Type)
 (Machines 5A1091 to 5A1540 Inclusive)



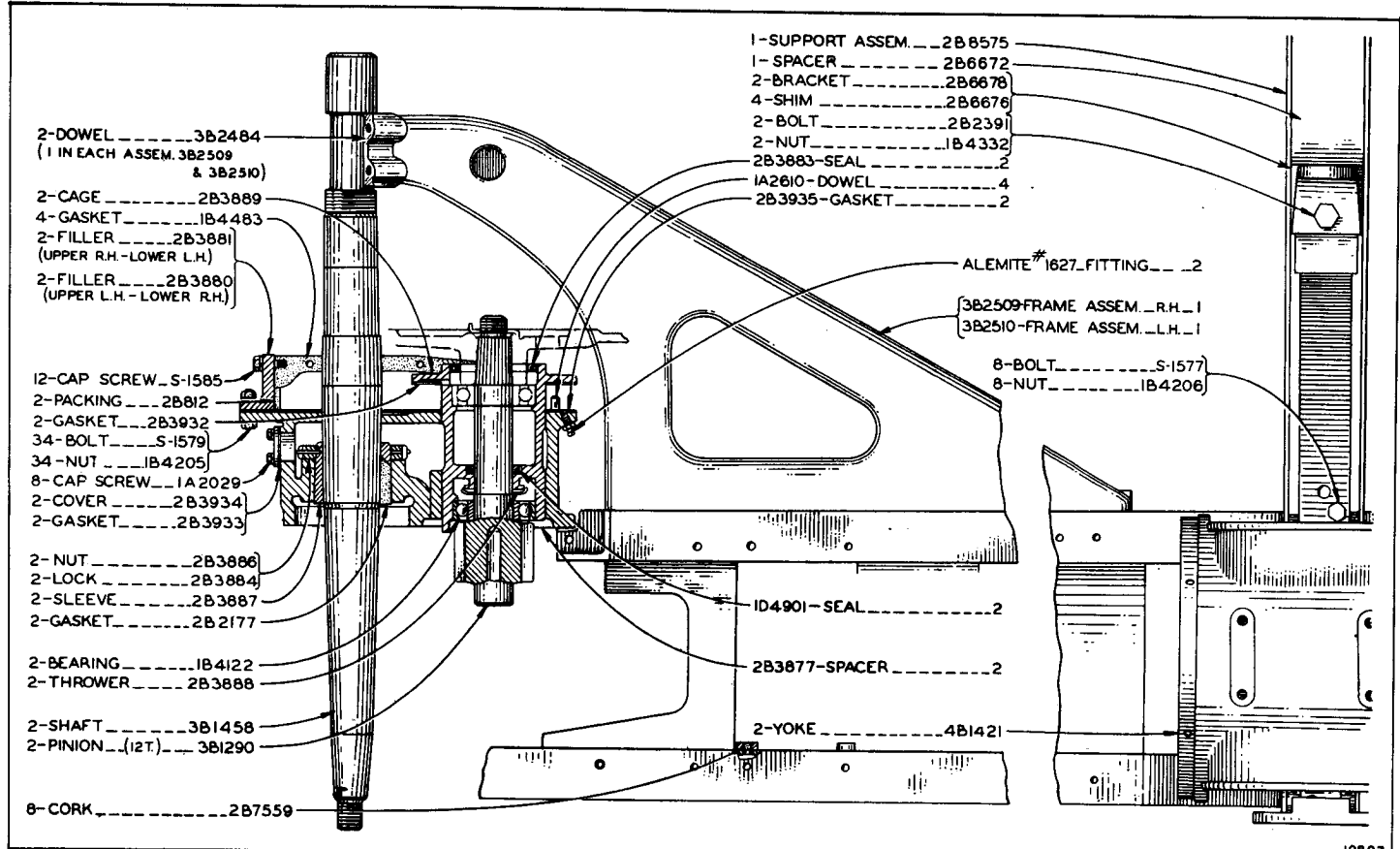
74" GAUGE GROUP (Non-oscillating Type)
 (Machines 5A1541 to 5A1579 Inclusive)

(Only separate parts serviced—When complete group is wanted order 1—3B1279, 2—3B2508 Cap Assembly and 4—3B268 Bushing)

ALWAYS GIVE MACHINE NUMBER WHEN ORDERING PARTS

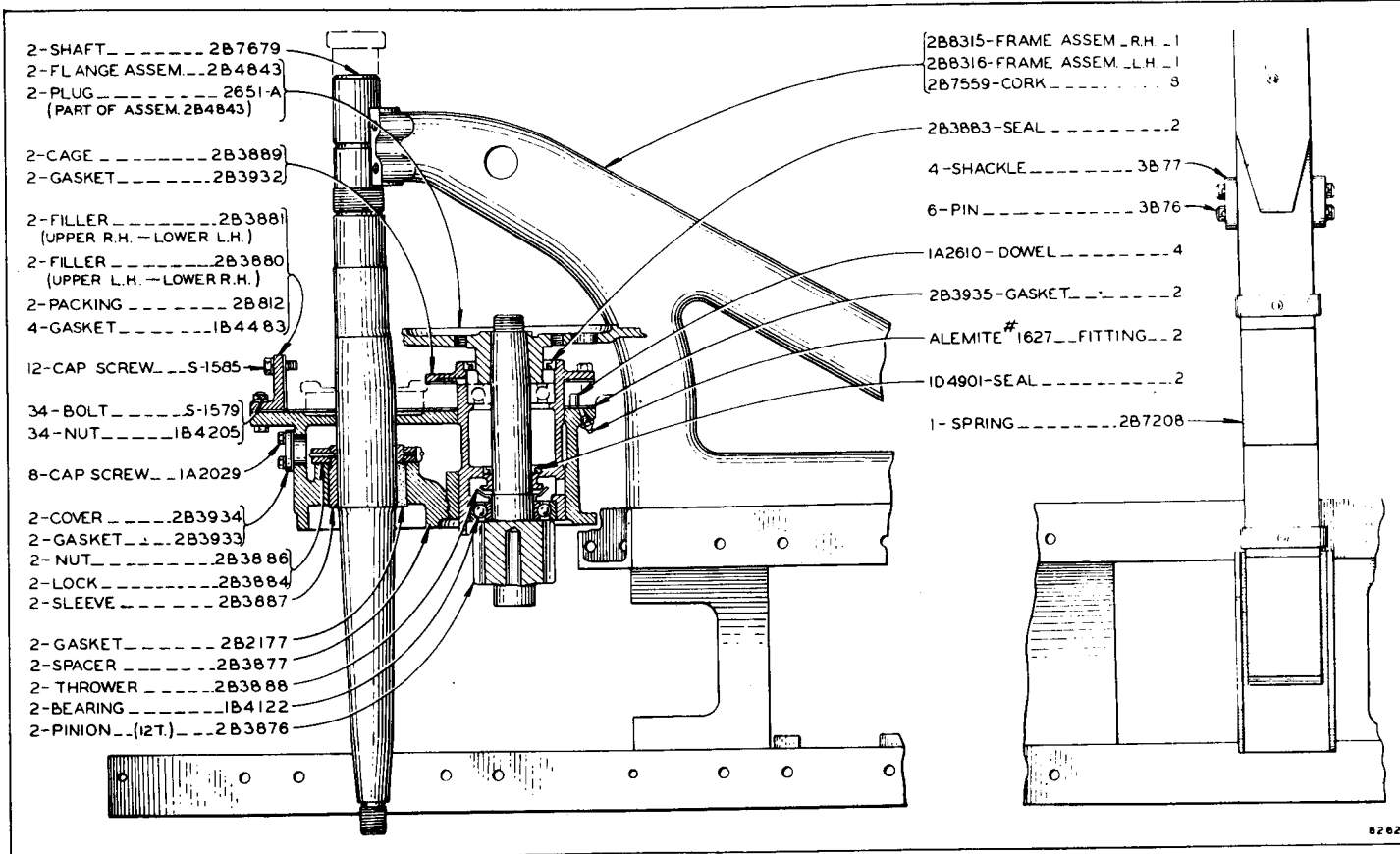


3B1279—74" GAUGE GROUP (Non-oscillating Type)
(Machines 5A1580 to 5A1766 Inclusive)

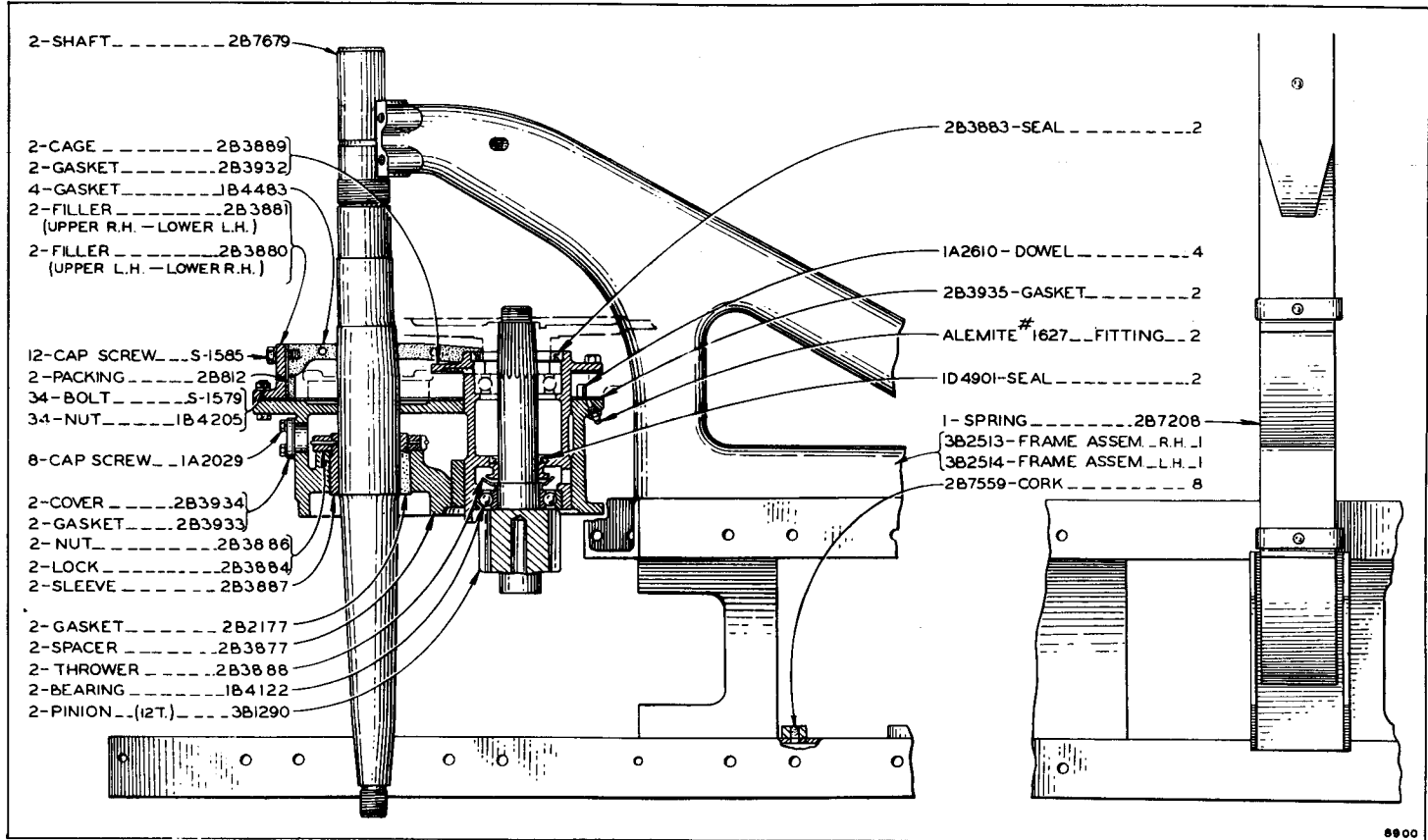


4B1456-74" GAUGE GROUP (Non-oscillating Type)
 (Effective with Machine 5A1767)

ALWAYS GIVE MACHINE NUMBER WHEN ORDERING PARTS



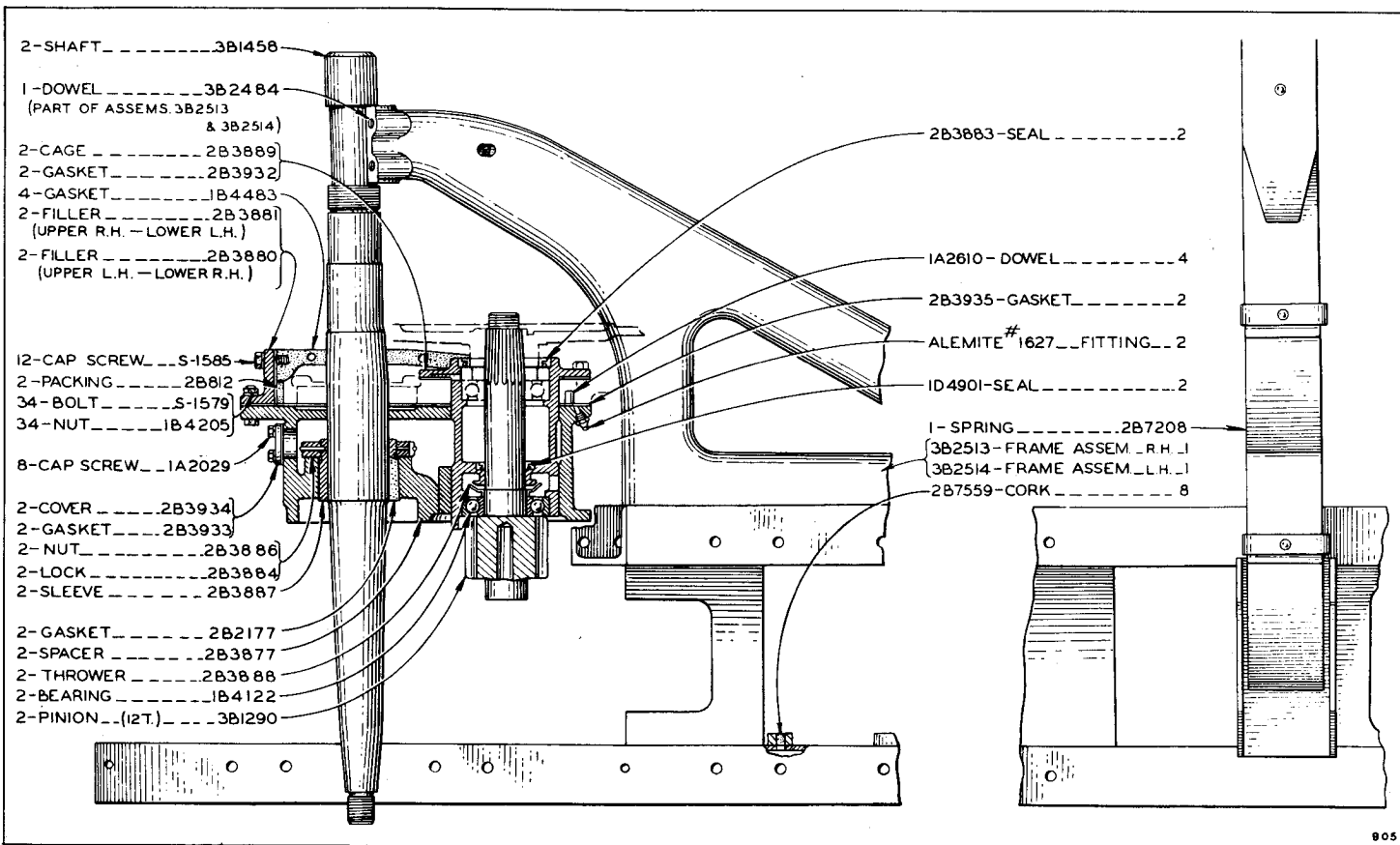
2B6339—74" GAUGE GROUP (Oscillating Type)
 (Machines 5A1091 to 5A1540 Inclusive)



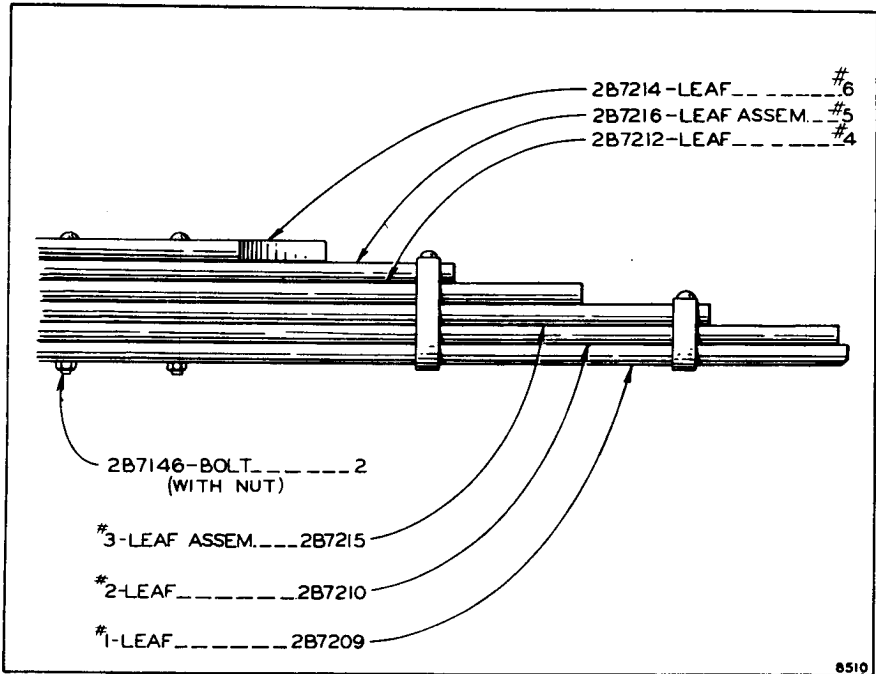
74" GAUGE GROUP (Oscillating Type)
 (Machines 5A1541 to 5A1579 Inclusive)

(Only separate parts serviced—When complete group is wanted order 1—3B1289, 2—3B2508 Cap Assembly and 4—3B268 Bushing)

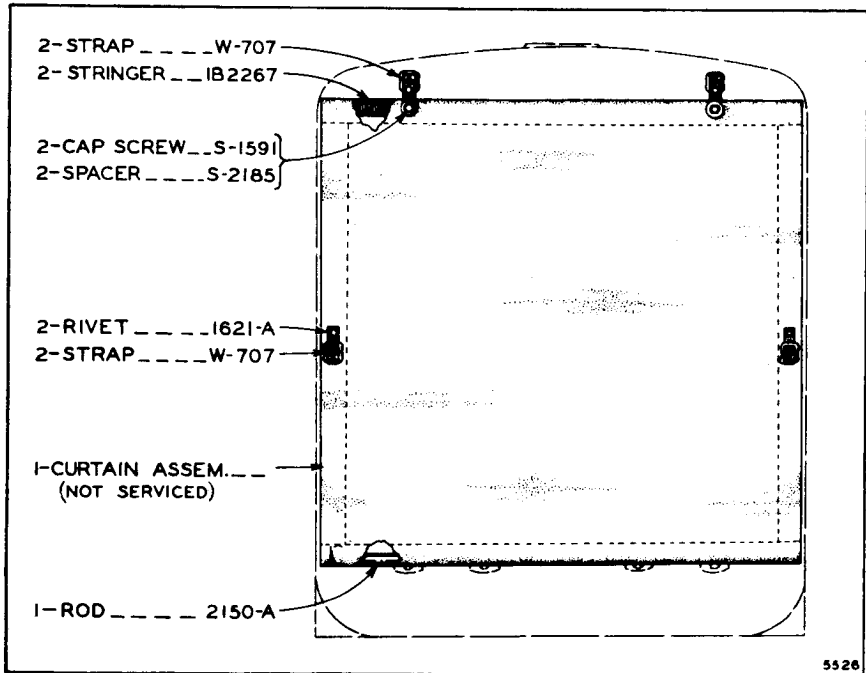
ALWAYS GIVE MACHINE NUMBER WHEN ORDERING PARTS



3B1289—74" GAUGE GROUP (Oscillating Type)
(Effective with Machine 5A1580)



2B7208 SPRING
(Part of Oscillating Type 74" Gauge Groups)



1B2070 RADIATOR CURTAIN

ALWAYS GIVE MACHINE NUMBER WHEN ORDERING PARTS

1B2081 Kerosene Fuel System Arrangement

Consists of:

- 1 1A9102 Auxiliary Fuel Tank Group.Page 90
- 1 1B2070 Radiator Curtain Group " 88
- 4 1B2495 Low Compression Piston Assemblies

(Machines 5A1091 to 5A1500 Inclusive)

3B3015 Kerosene Fuel System Arrangement

Consists of:

- 1 3B1967 Auxiliary Fuel Tank Group.Page 90
- 1 1B2070 Radiator Curtain Group " 88
- 4 1B2495 Low Compression Piston Assemblies
- 1 3B2725 Kerosene Carburetor (Zenith K6A 1 1/2")

(Effective with Machine 5A1501)

NOTE: 1B2495 Piston Assembly contains the same plate, cap screws and lock as the Standard Piston.

1B5317 Alcohol Fuel System Arrangement

Consists of:

- 1 1A9102 Auxiliary Fuel Tank Group.Page 90
- 1 1A9929 Carburetor (Ensign 1 1/2" Model KEA)

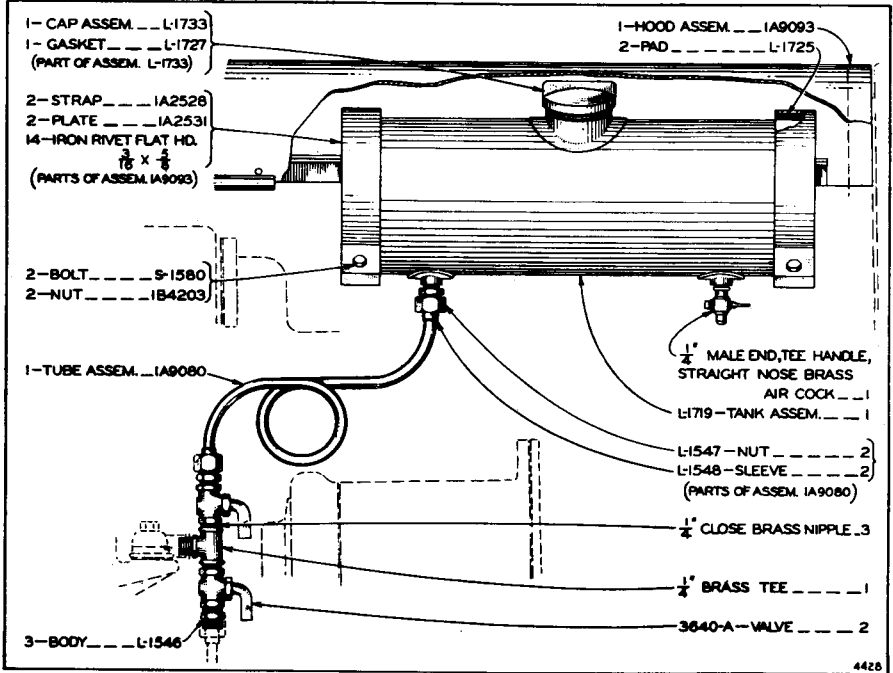
(Machines 5A1091 to 5A1500 Inclusive)

3B1933 Alcohol Fuel System Arrangement

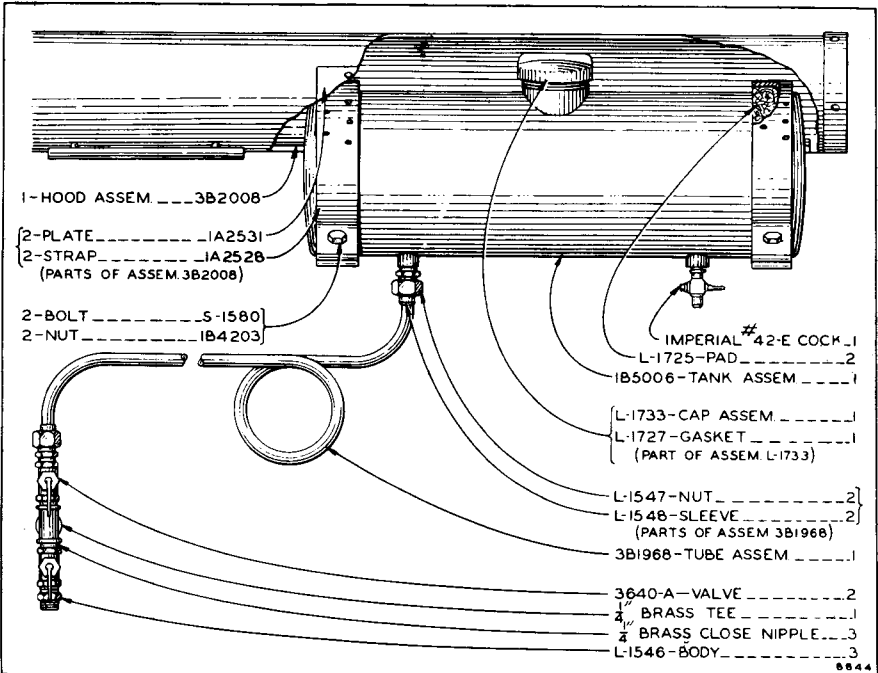
Consists of:

- 1 3B1967 Auxiliary Fuel Tank Group.Page 90
- 1 3B1934 Alcohol Carburetor (Zenith K6A 1 1/2")

(Effective with Machine 5A1501)

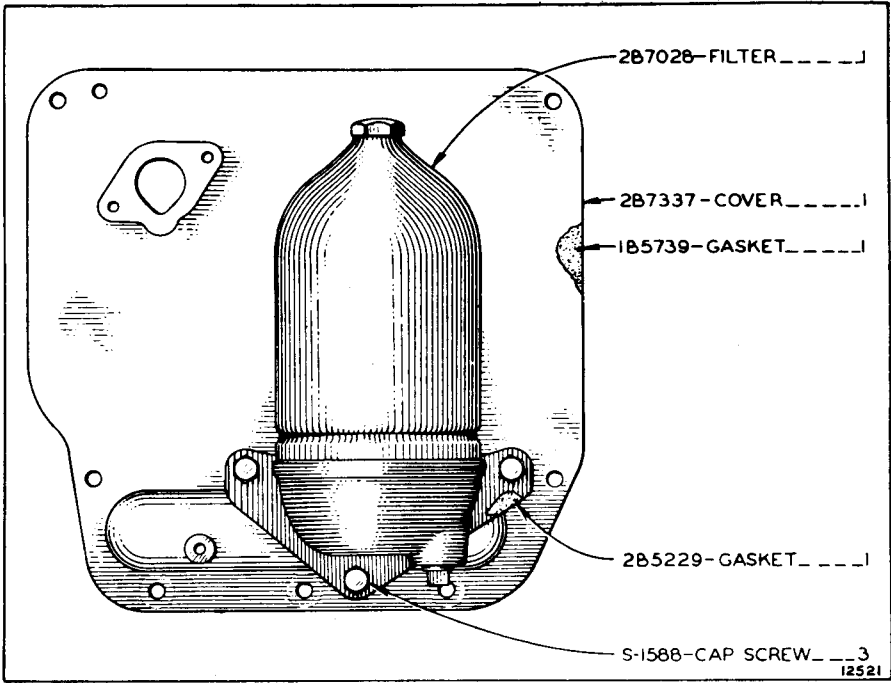


1A9102 AUXILIARY FUEL TANK GROUP
 (Machines 5A1091 to 5A1500 Inclusive)

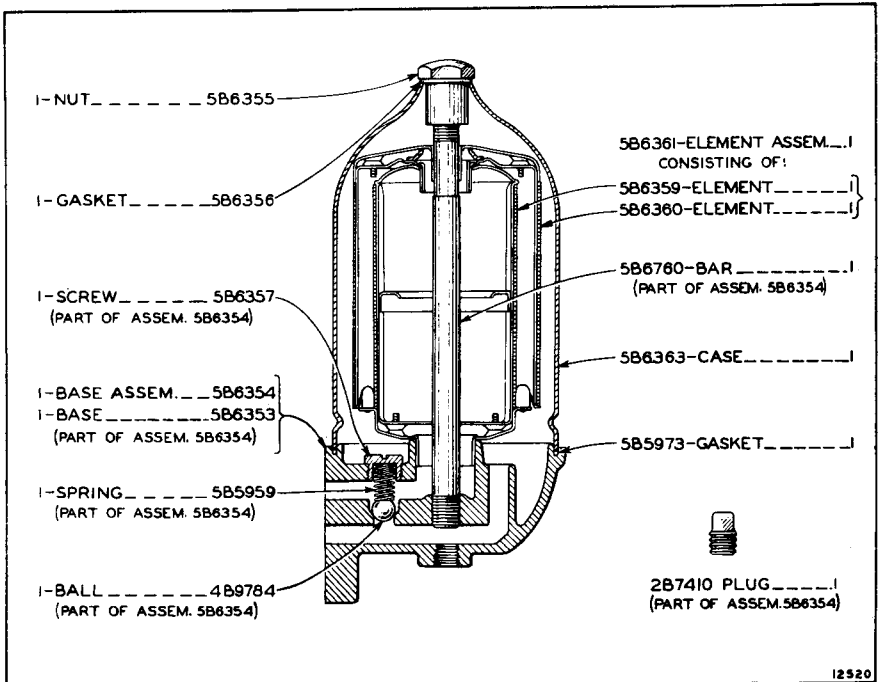


3B1967 AUXILIARY FUEL TANK GROUP
 (Effective with Machine 5A1501)

ALWAYS GIVE MACHINE NUMBER WHEN ORDERING PARTS

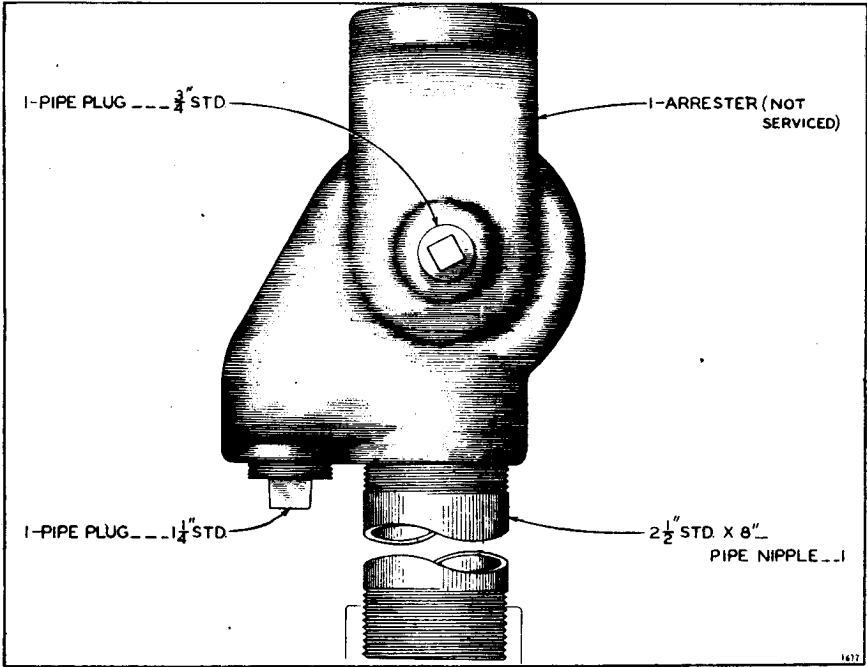


2B6146 OIL FILTER GROUP

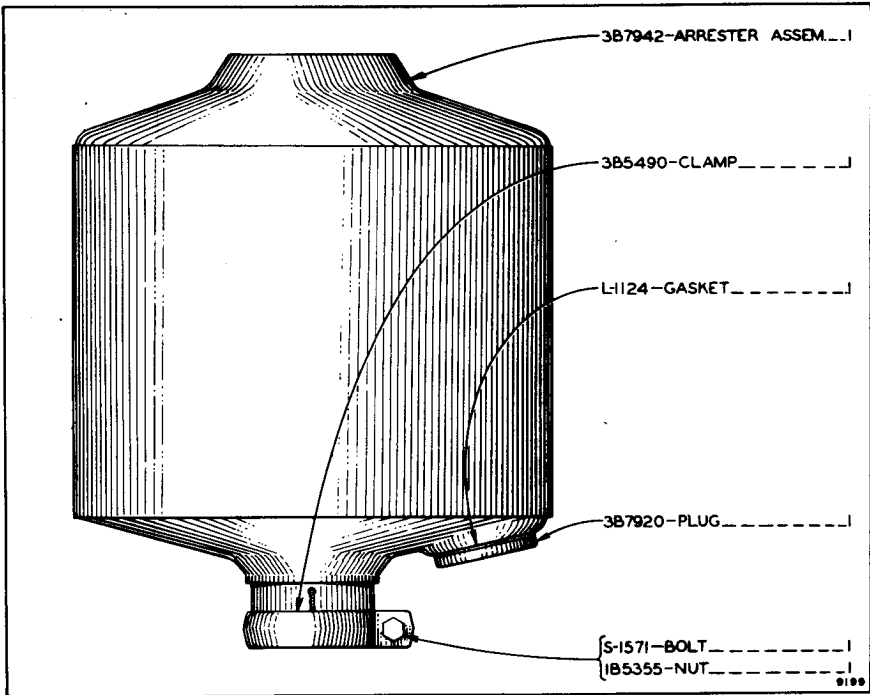


2B7028 FILTER

ALWAYS GIVE MACHINE NUMBER WHEN ORDERING PARTS

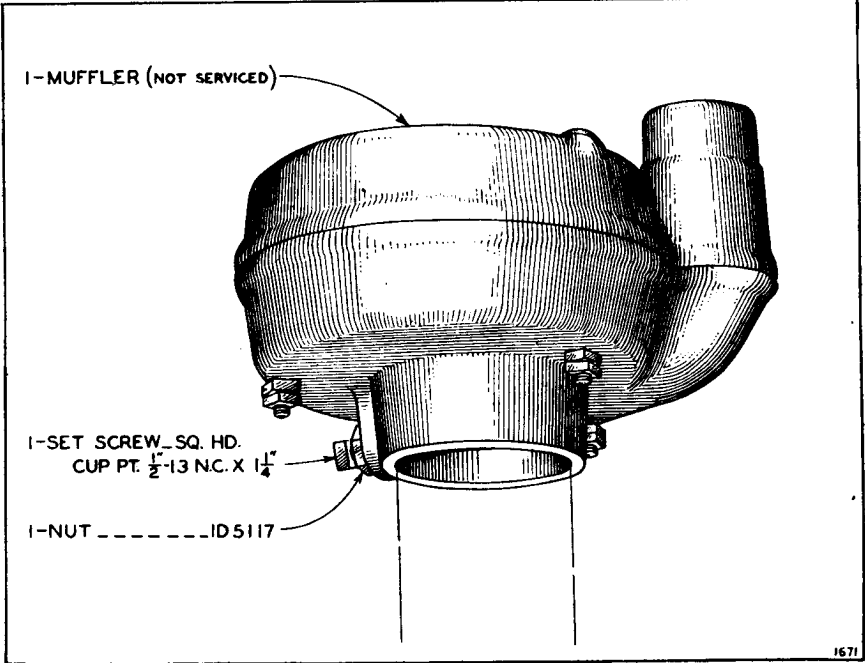


1A9157 SPARK ARRESTER GROUP

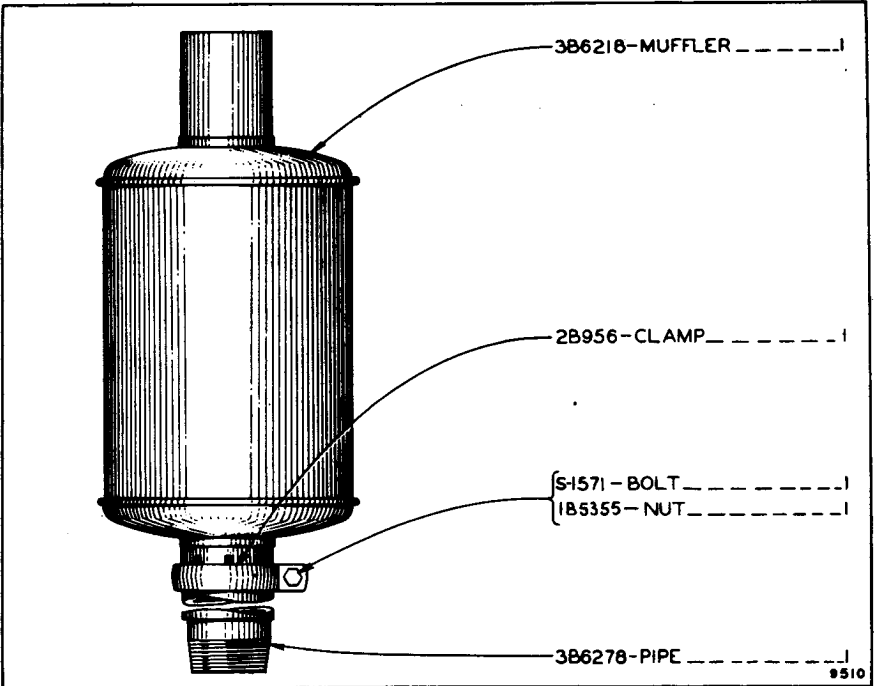


3B5265 SPARK ARRESTER GROUP

ALWAYS GIVE MACHINE NUMBER WHEN ORDERING PARTS

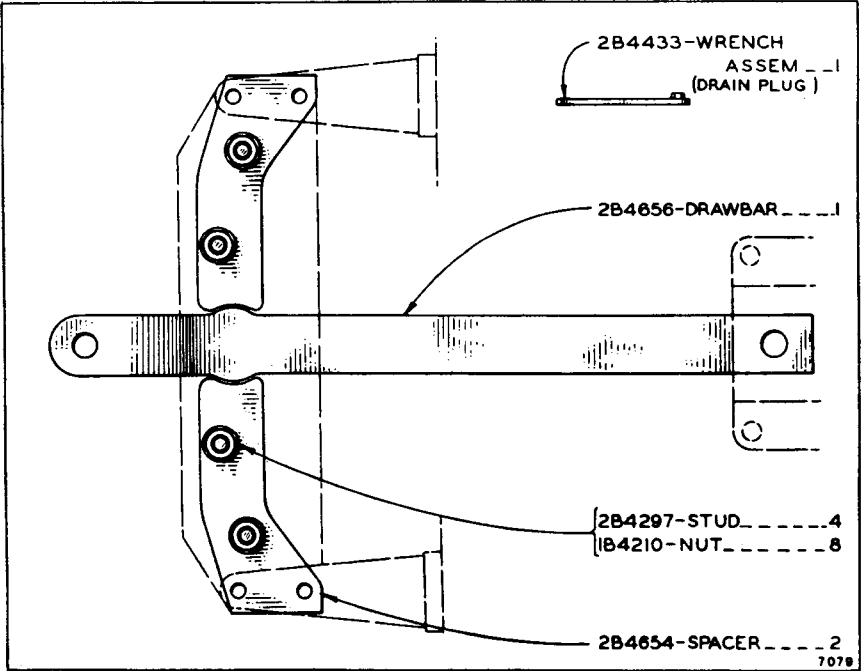


R-418-A MUFFLER GROUP

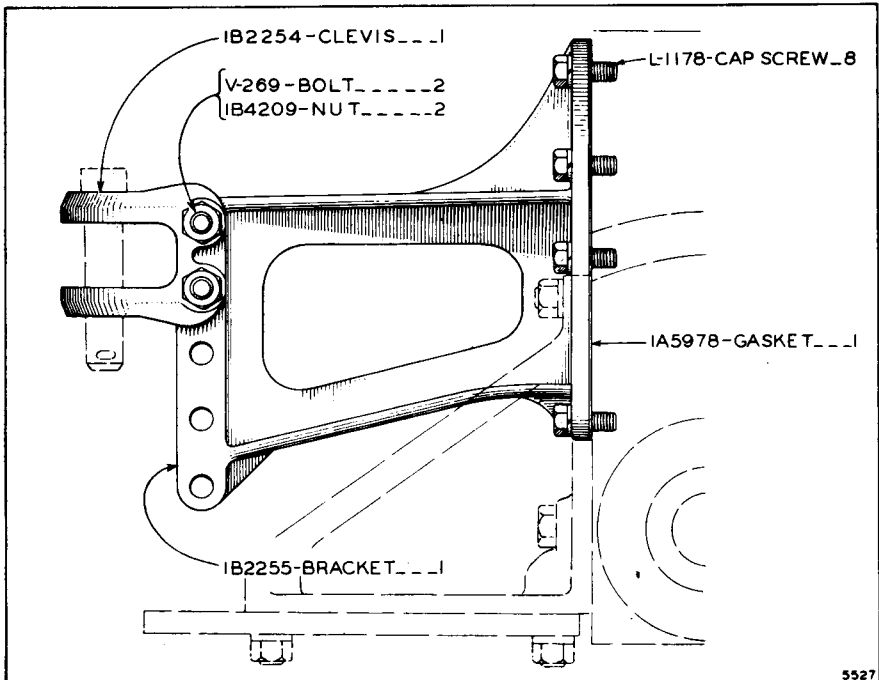


3B6271 MUFFLER GROUP

ALWAYS GIVE MACHINE NUMBER WHEN ORDERING PARTS

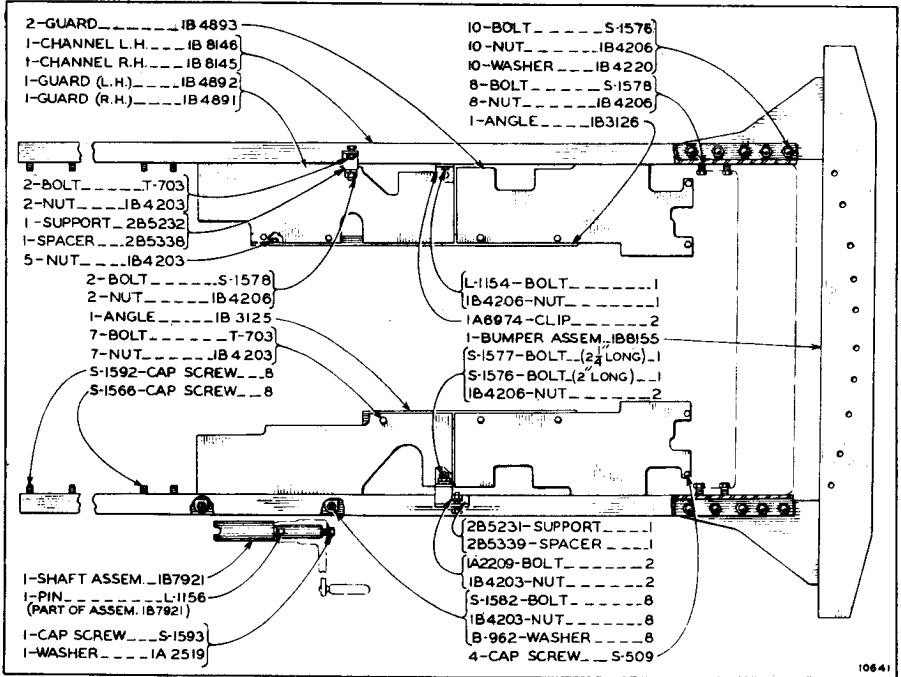


2B4655 DRAWBAR GROUP—NON-SWINGING

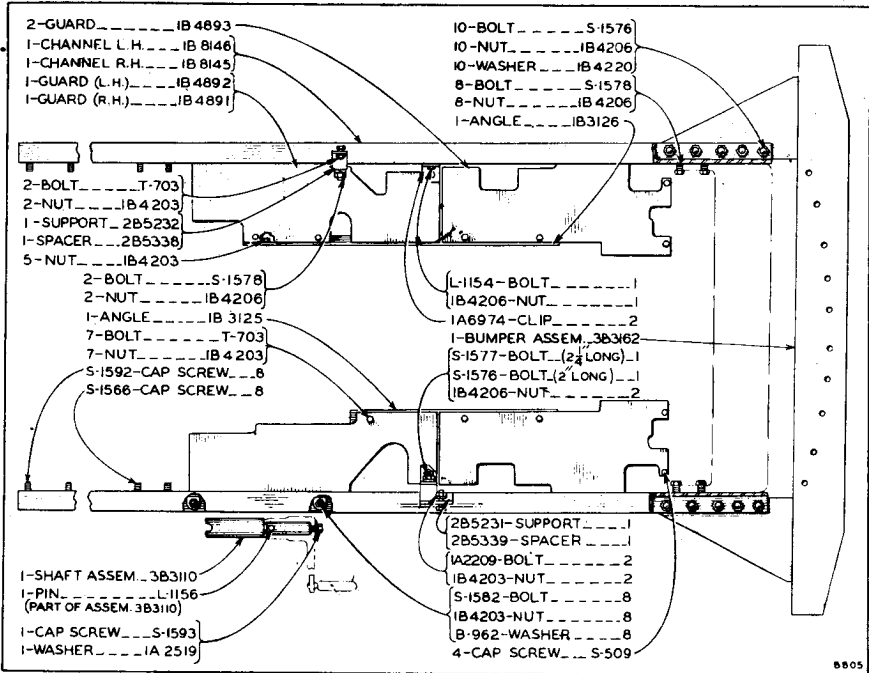


1B2071 HIGH DRAWBAR GROUP—NON-SWINGING

ALWAYS GIVE MACHINE NUMBER WHEN ORDERING PARTS

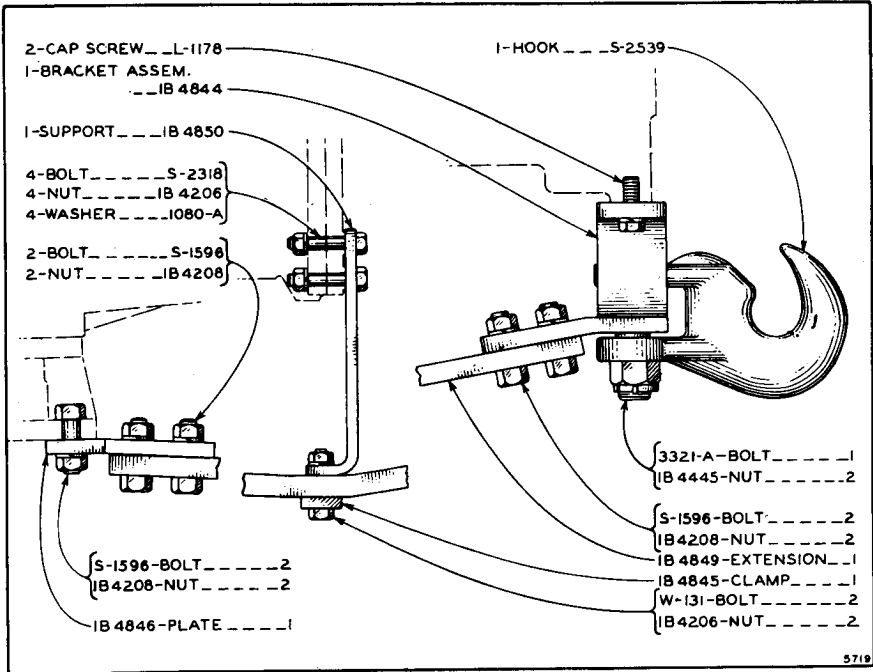


1B8157 FRONT BUMPER GROUP

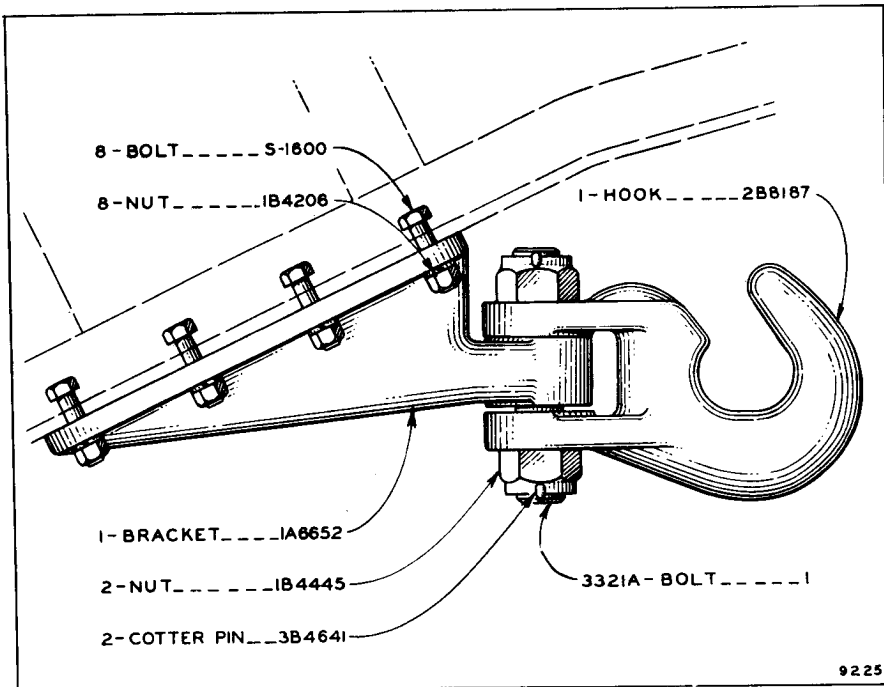


3B3219 FRONT BUMPER GROUP

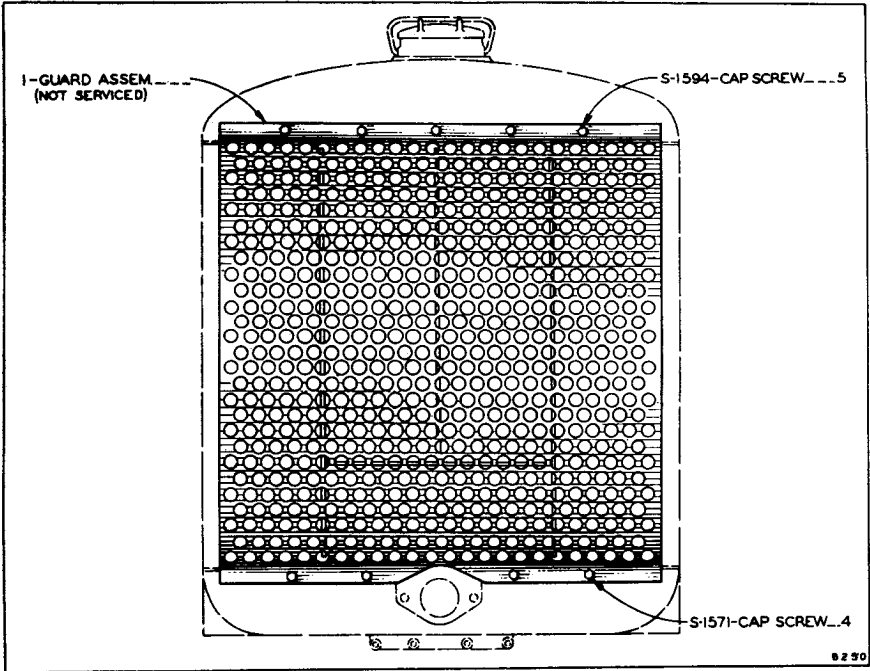
ALWAYS GIVE MACHINE NUMBER WHEN ORDERING PARTS



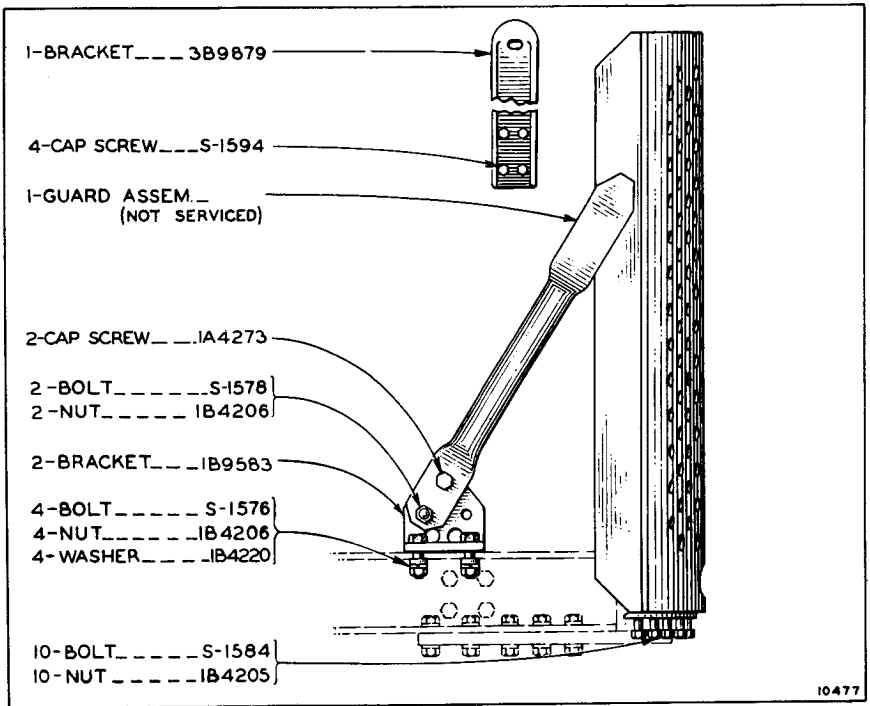
1B4851 FRONT PULL HOOK GROUP

1B7754 FRONT PULL HOOK GROUP
 (For use with Crankcase Guard)

ALWAYS GIVE MACHINE NUMBER WHEN ORDERING PARTS

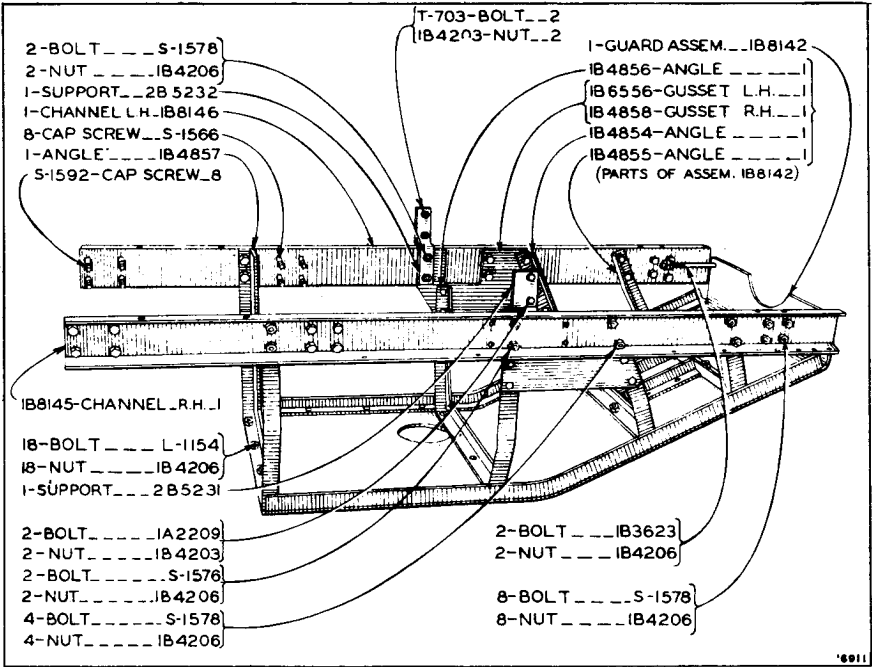


2B9490 RADIATOR GUARD GROUP

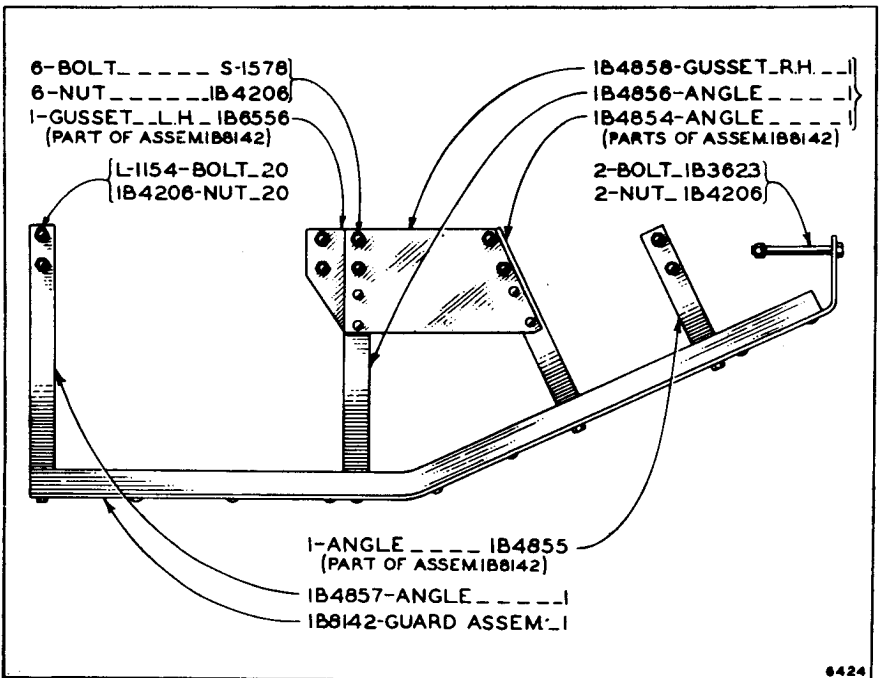


1B8984 RADIATOR GUARD GROUP
(For use with Front Bumper)

ALWAYS GIVE MACHINE NUMBER WHEN ORDERING PARTS

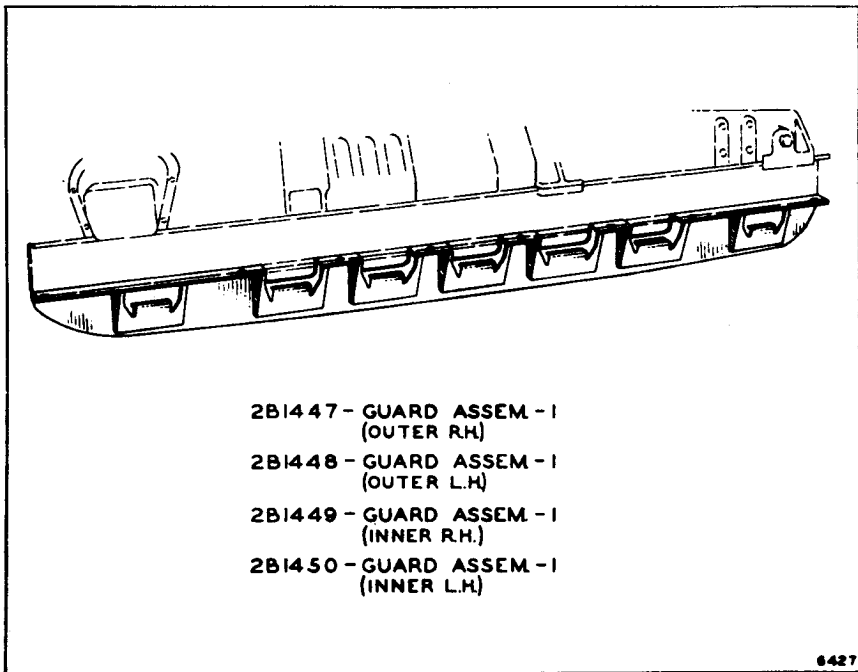


1B8147 CRANKCASE GUARD GROUP

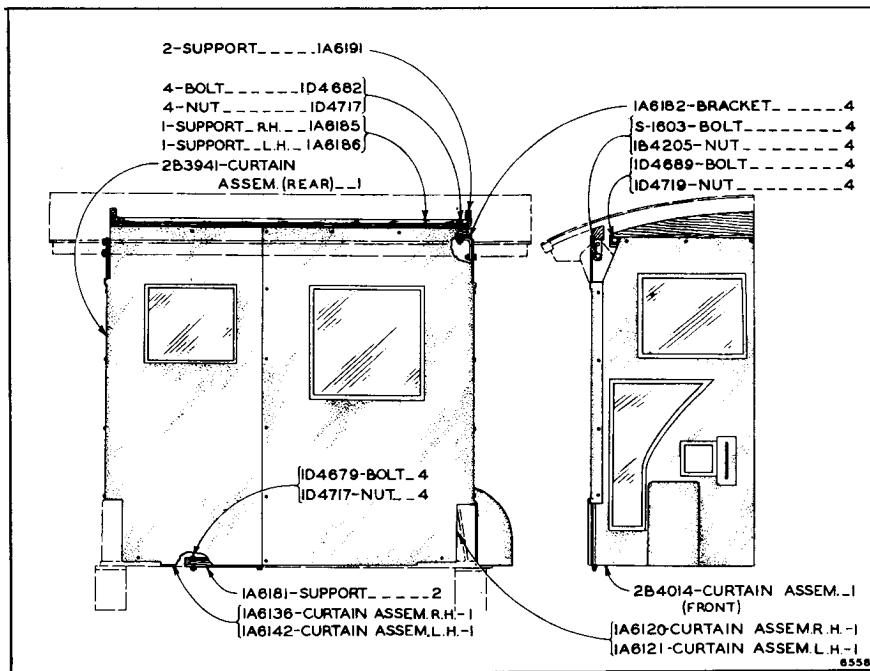


1B8947 CRANKCASE GUARD GROUP
(For use with Front Bumper)

ALWAYS GIVE MACHINE NUMBER WHEN ORDERING PARTS



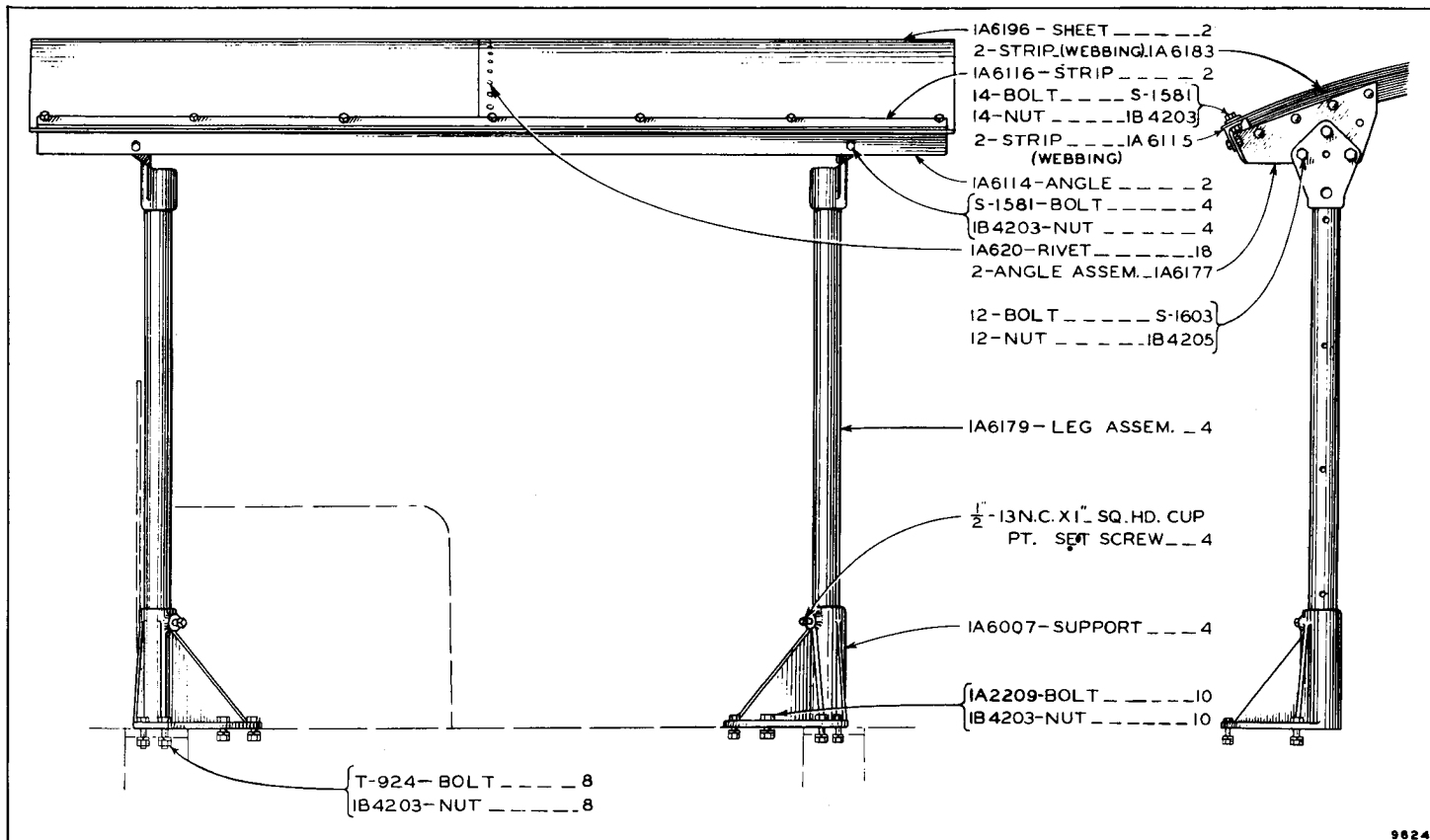
2B1629 TRACK ROLLER FRAME GUARD GROUP (Heavy Duty)



2B4013 CANOPY CURTAIN GROUP

ALWAYS GIVE MACHINE NUMBER WHEN ORDERING PARTS

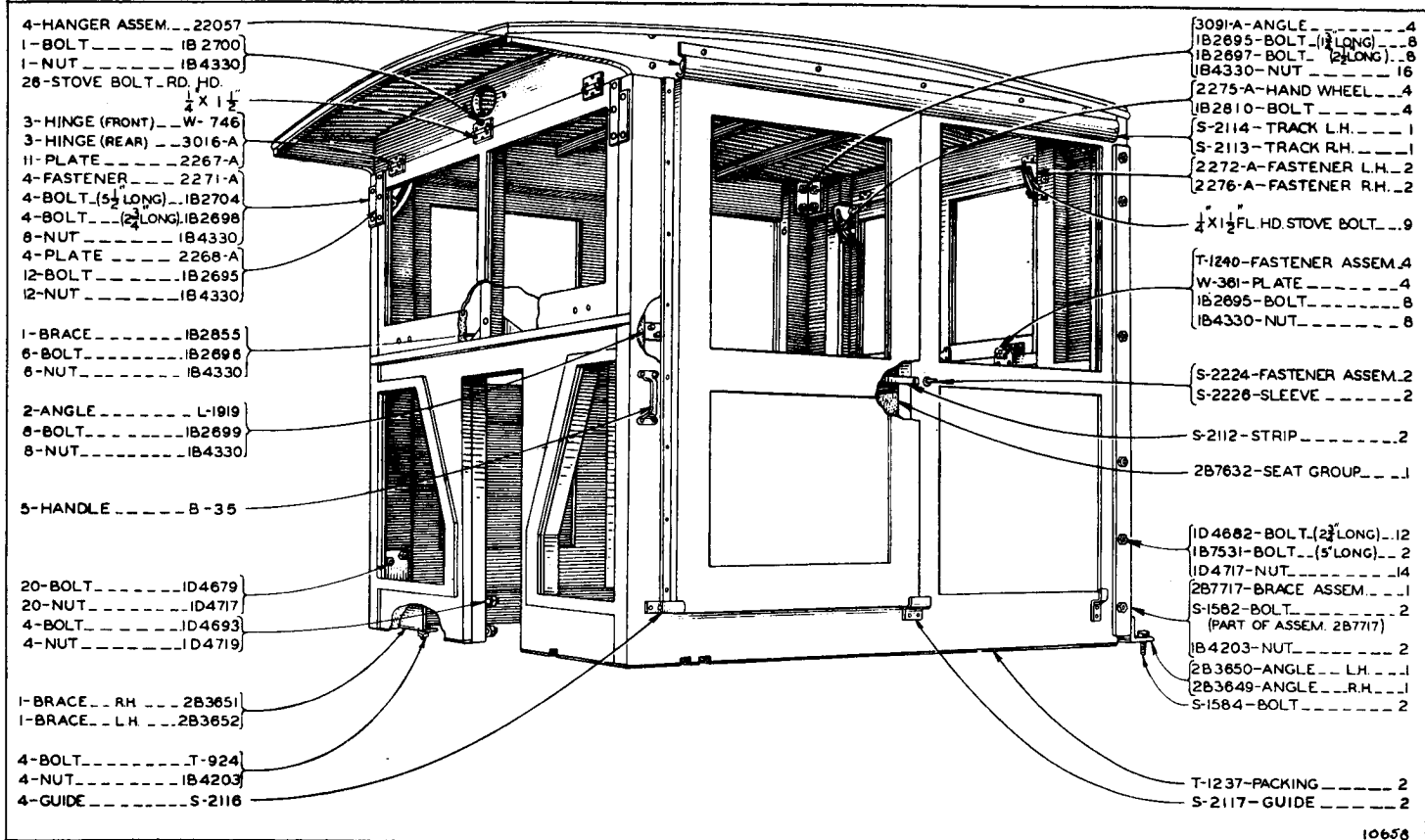
ALWAYS GIVE MACHINE NUMBER WHEN ORDERING PARTS



2B3950 CANOPY TOP GROUP

9824

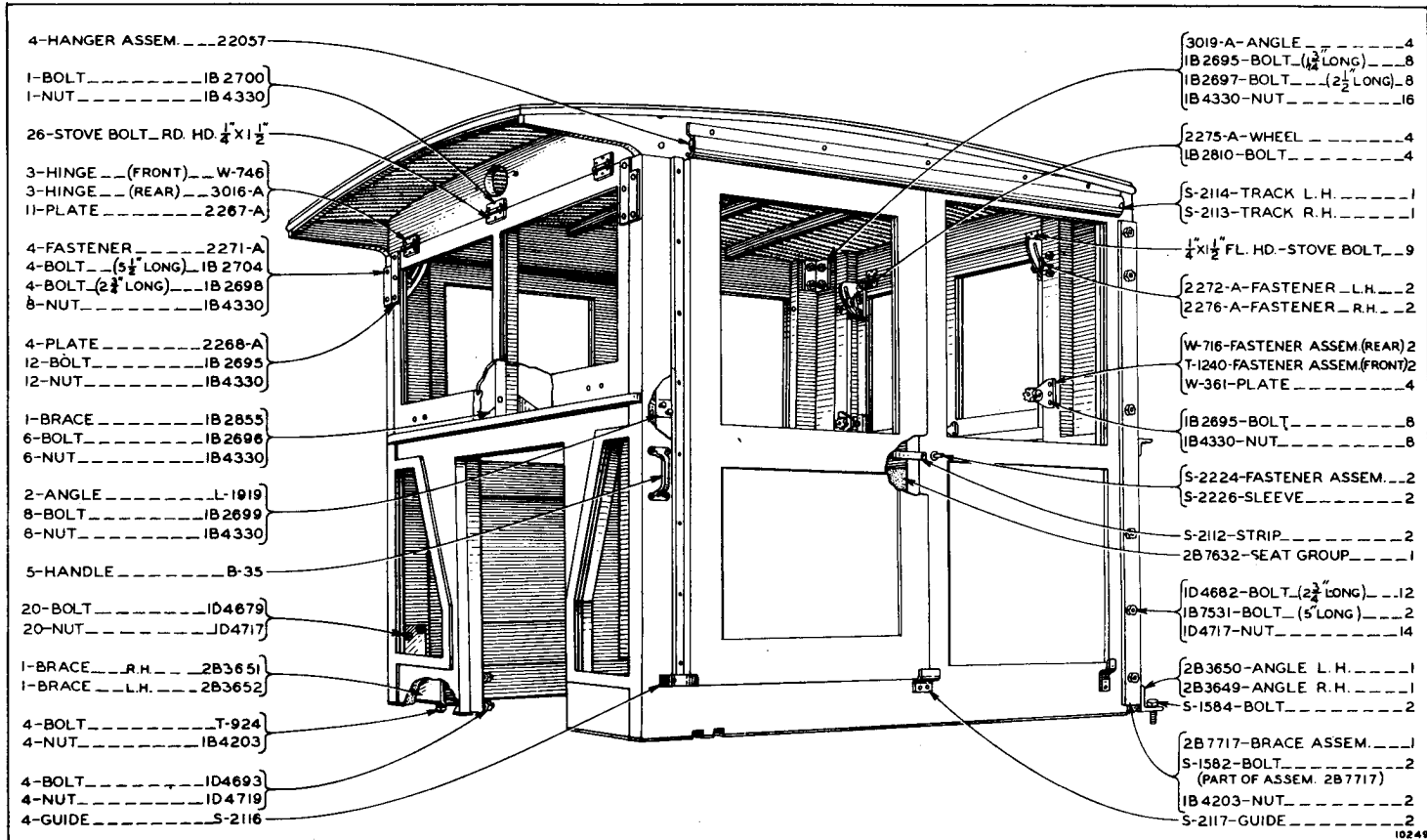
ALWAYS GIVE MACHINE NUMBER WHEN ORDERING PARTS



10658

2B7659 CAB GROUP
 (Machines 5A1091 to 5A1500 Inclusive)
 Note: 2B7632 Wide Seat Group parts are shown on Page 105.

ALWAYS GIVE MACHINE NUMBER WHEN ORDERING PARTS



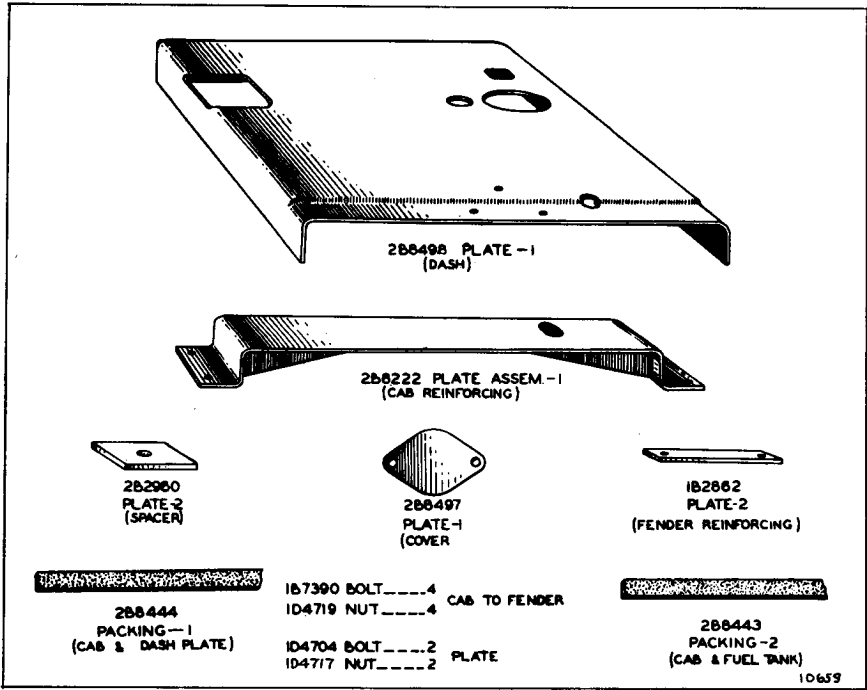
PARTS CATALOG

103

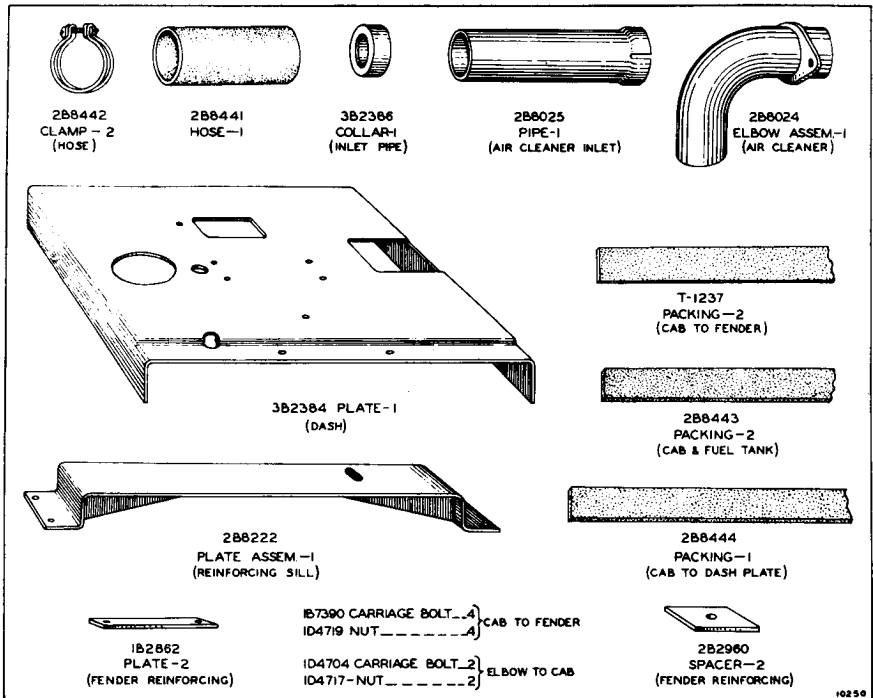
3B2383 CAB GROUP

(Effective with Machine 5A1501)

Note: 2B7632 Wide Seat Group parts are shown on Page 105.

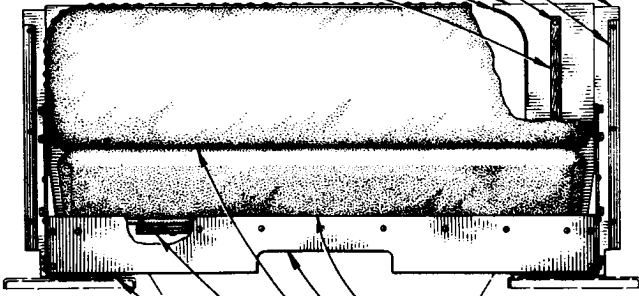


MISCELLANEOUS CAB PARTS
(Part of 2B7659 Cab Group)



MISCELLANEOUS CAB PARTS
(Part of 3B2383 Cab Group)

- 2-COVER ----- 2B7704
- 2- SPACER ----- 2B7703
- 6- CAP SCREW ----- L-1648
- 1- SPACER ASSEM. L.H. 2B7648
- 1- SPACER ASSEM. R.H. 2B7647
- 2- STRIP ----- 18174
- 3- SPACER ----- 2B7627

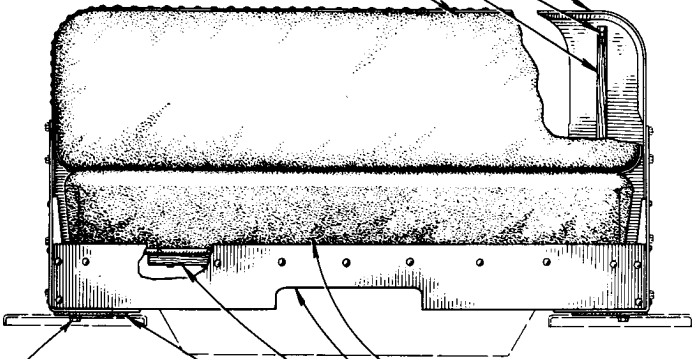


- 2B1383-CUSHION ASSEM.1
- 2B7629-FRAME ASSEM.1
- 2B1373-CUSHION ASSEM.1
- 2B7628-SPACER ----- 1
- 2B8588-FELT ----- 2

8018

2B7632 WIDE SEAT GROUP
(Part of 2B7659 and 3B2383 Cab Groups)

- 1- SPACER ASSEM. (L.H.) 2B7626
- 1- SPACER ASSEM. (R.H.) 2B7625
- 4- CAP SCREW ----- L-1648
- 2- SPACER ----- 2B7627
- 1- CUSHION ASSEM. 2B1373




- 2B1383-CUSHION ASSEM.1
- 2B7629-FRAME ASSEM.1
- 2B7628-SPACER ----- 1
- 2B8588-FELT ----- 2
- T-703-BOLT ----- 4
- 1B4203-NUT ----- 4


14880

2B7727 WIDE SEAT GROUP


ALWAYS GIVE MACHINE NUMBER WHEN ORDERING PARTS




2B4551
BRACKET-2



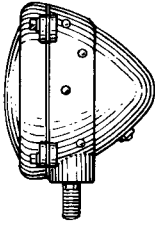
IB3310
WASHER-4




T-375
SPACER-4




2B8352
WASHER-2



4B1172 LAMP (7 ³/₈" DIA.)-2
(GUIDE LAMP CORP.#534-A)
-OR-
2B6801 LAMP (9 ¹/₂" DIA.)-2
(GUIDE LAMP CORP.#536-A)




IB1301
DASH LAMP-I



IA430
SWITCH-I

2B6686 GENERATOR GROUP _____ |
2B9370 BATTERY & BOX GROUP _____ |
2B9529 WIRE _____ -41 FT.
IB4206 NUT _____ 2 (LAMP)
S-1581 BOLT _____ 4 (REAR LAMP
BRACKET)
IB4203 NUT _____ 4 }
S-1584 BOLT _____ 4 (BATTERY BOX)
IB4205 NUT _____ 4 }
S-1594 CAP SCREW _____ 4 (FRONT BRACKET)
¹/₈" X ⁵/₈" RD. HD. STOVE BOLT _____ 4 (SWITCH)
¹/₈" X ⁵/₈" RD. HD. STOVE BOLT _____ 2 (DASH LAMP)




S-582
CLIP-10

10639


2B9169 LIGHTING SYSTEM GROUP

(With Battery—For use without Cab)


Note: 2B6686 Generator Group parts are shown on Page 109.
2B9370 Battery and Box Group parts are shown on Page 112.




2B4551
BRACKET-2



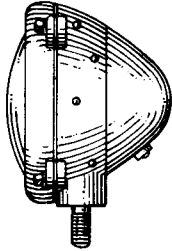
IB1301 DASH LAMP-I



2B8352
WASHER-2



S-582 CLIP-10



4B1172 LAMP (7 ³/₈" DIA.)-2
(GUIDE LAMP CORP.#534-A)
-OR-
2B6801 LAMP (9 ¹/₂" DIA.)-2
(GUIDE LAMP CORP.#536-A)

2B6688 GENERATOR GROUP _____ |
2B9529 WIRE _____ -24 FT.
IB4206 NUT _____ 2 (LAMP)
S-1581 BOLT _____ 4 (REAR LAMP
BRACKET)
IB4203 NUT _____ 4 }
S-1594 CAP SCREW _____ 4 (FRONT BRACKET)
¹/₈" X ⁵/₈" RD. HD. STOVE BOLT _____ 2 (DASH LAMP)




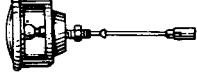



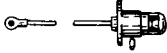

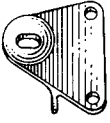
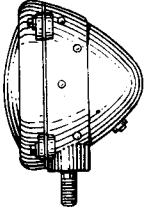
10638

2B9068 LIGHTING SYSTEM GROUP

(Without Battery—For use without Cab)

Note: 2B6688 Generator Group parts are shown on Page 110.

ALWAYS GIVE MACHINE NUMBER WHEN ORDERING PARTS


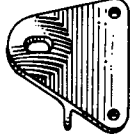
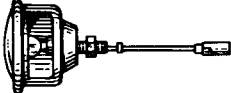
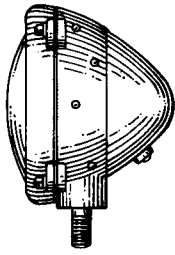




			
110950 CLIP-11 ($\frac{13}{64}$ " HOLE)	S-582 CLIP-10 ($\frac{13}{32}$ " HOLE)	1A 430 SWITCH-1	2B9375 TAIL LAMP-1
			
T-375 SPACER-4	IB 3310 WASHER-4	2B8352 WASHER-2	IB1301 DASH LAMP-1
			
		W-423 BRACKET-1	2B6186 BRACKET-2
2B6686 GENERATOR GROUP-----1 2B9370 BATTERY & BOX GROUP-----1 2B9529 WIRE-----61 FT. IB 4206 NUT-----2 (FRONT LAMP) ID4683 BOLT--($\frac{3}{8}$ " X 3")--4 ID4717 NUT-----4 2B9369 BOLT--($\frac{5}{16}$ " X 5 $\frac{3}{4}$ ")--4 ID4716 NUT-----4 S-1584 BOLT-----4 IB 4205 NUT-----4 $\frac{1}{8}$ " X $\frac{5}{8}$ " RD. HD. STOVE BOLT.4 (SWITCH) $\frac{1}{8}$ " X $\frac{5}{8}$ " RD. HD. STOVE BOLT.2 (DASH LAMP)			
			4B1172 LAMP (7 $\frac{3}{8}$ " DIA.)-2 (GUIDE LAMP CORP.*534-A)
			- OR -
			2B6801 LAMP (9 $\frac{1}{2}$ " DIA.)-2 (GUIDE LAMP CORP.*536-A)

10640

2B9335 LIGHTING SYSTEM GROUP

(With Battery—For use with Cab)

Note: 2B6686 Generator Group parts are shown on Page 109.
2B9370 Battery and Box Group parts are shown on Page 112.

		
IB 1301 DASH LAMP-1	2B6186 BRACKET-2	2B9375 TAIL LAMP-1
		
4B1172 LAMP (7 $\frac{3}{8}$ " DIA.)-2 (GUIDE LAMP CORP.*534-A)	W-423 BRACKET-1	S-582 CLIP-5
- OR -		
2B6801 LAMP (9 $\frac{1}{2}$ " DIA.)-2 (GUIDE LAMP CORP.*536-A)	2B8352 WASHER-2	110950 CLIP-15
		($\frac{13}{32}$ " HOLE) ($\frac{13}{64}$ " HOLE)
2B6688 GENERATOR GROUP-----1 2B9529 WIRE-----45 FT. IB 4206 NUT-----2 (LAMP) ID4683 BOLT--($\frac{3}{8}$ " X 3")--4 ID4717 NUT-----4 2B9369 BOLT--($\frac{5}{16}$ " X 5 $\frac{3}{4}$ ")--4 ID4716 NUT-----4 $\frac{1}{8}$ " X $\frac{5}{8}$ " RD. HD. STOVE BOLT.2 (DASH LAMP)		

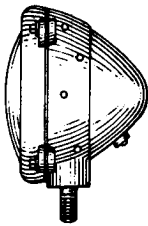

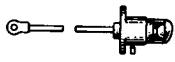
10653

2B9277 LIGHTING SYSTEM GROUP

(Without Battery—For use with Cab)

Note: 2B6688 Generator Group parts are shown on Page 110.

ALWAYS GIVE MACHINE NUMBER WHEN ORDERING PARTS




4B1171 LAMP (7 $\frac{3}{8}$ " DIA.)-2
(GUIDE LAMP CORP.#534-A)

IA 430 SWITCH-1

3B9889 DASH LAMP-1

-- OR --

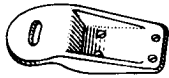
2B6801 LAMP (9 $\frac{1}{2}$ " DIA.)-2
(GUIDE LAMP CORP.#536-A)

2B8352 WASHER-2

S-550 CLIP-12
(1 $\frac{13}{32}$ " HOLE)

4B9233 CLIP-2
(1 $\frac{17}{32}$ " HOLE)



2B4551 BRACKET-2

4B9388 WIRE-----52 FT.

4B9389 LOOM-----52 FT.

IB4206 NUT-----2 LAMP

S-1594 CAP SCREW-----4

S-1581 BOLT-----4 LAMP BRACKET

IB4203 NUT-----4

L-478 BOLT-----1 CLIP





IB4203 NUT-----1

4B6593 STOVE BOLT-----4 DASH LAMP

4B5591 STOVE BOLT-----4 SWITCH

11573

2B9448 LIGHTING SYSTEM GROUP
(For use with Starter, without Cab)

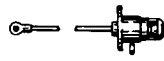





S-550 CLIP-8
(1 $\frac{13}{32}$ " HOLE)




4B9232 CLIP-15
(1 $\frac{17}{32}$ " HOLE)

IA 430 SWITCH-1

2B9446 TAIL LAMP-1



3B9889 DASH LAMP-1

602-A CLIP-1
(1 $\frac{17}{32}$ " HOLE)

2B8352 WASHER-2

W-423 BRACKET-1

4B9388 WIRE-----52 FT.

4B9389 LOOM-----52 FT.

IB4206 NUT-----2 LAMP

L-478 BOLT-----3 CLIP

IB4203 NUT-----3

ID4683 BOLT-($\frac{3}{8}$ " X 3")-4

ID4717 NUT-----4 LAMP BRACKET

2B9369 BOLT-($\frac{5}{16}$ " X 5 $\frac{3}{4}$ ")-4

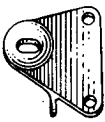
ID4716 NUT-----4

S-1581 BOLT-----2 BATTERY BOX

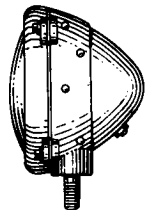
IB4203 NUT-----2

4B5591 STOVE BOLT-----4 SWITCH

4B5593 STOVE BOLT-----2 DASH LAMP



2B6186 BRACKET-2



4B1171 LAMP (7 $\frac{3}{8}$ " DIA.)-2
(GUIDE LAMP CORP.#534-A)

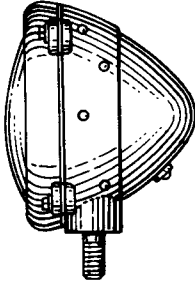
-- OR --

2B6802 LAMP (9 $\frac{1}{2}$ " DIA.)-2
(GUIDE LAMP CORP.#536-A)

11574

2B9450 LIGHTING SYSTEM GROUP
(For use with Starter, with Cab)

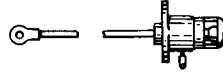
ALWAYS GIVE MACHINE NUMBER WHEN ORDERING PARTS



4B1172 LAMP-4
(GUIDE LAMP CORP. #534-A)



2B4551
BRACKET-4



IB1301 DASH LAMP-1



2B8352
WASHER-4



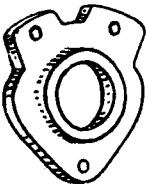
S-582 CLIP-14

- 4B4186 GENERATOR GROUP _____ 1
 2B9529 WIRE _____ 37 FT.
 L-472 BOLT _____ 4 } CLIP
 IB4203 NUT _____ 4 }
 S-1581 BOLT _____ 8 } REAR
 IB4203 NUT _____ 8 } BRACKET
 S-1594 CAP SCREW _____ 8 (FRONT BRACKET)
 $\frac{1}{8} \times \frac{5}{8}$ RD. HD. STOVE BOLT _____ 2 (DASH LAMP)
 IB4206 NUT _____ 4 (HEAD LAMP)

10797

4B4188 LIGHTING SYSTEM GROUP

(4 Light, 130 Watt—Without Battery, for use without Cab)
 Note: 4B4186 Generator Group parts are shown on Page 111.



L-953
ADAPTOR-1



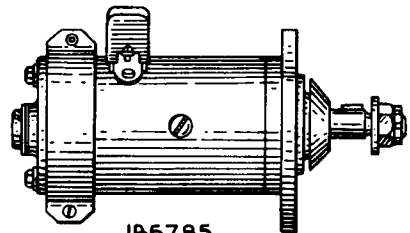
IB2278
GEAR-1
(19T.)



L-1648
BOLT-2



L-1051
GASKET-2



IB5785
GENERATOR-1
(DELCO-REMY MOD. 953-R
PART NO. 1847707)

7976

2B6686 LIGHTING GENERATOR GROUP
 (6 Volt—For use with Battery)

ALWAYS GIVE MACHINE NUMBER WHEN ORDERING PARTS

L-1648
BOLT-2

3B754 GENERATOR-I
(BOSCH R J F $\frac{75}{6}$ 900-RS606)
A
-OR-
2A832 GENERATOR-I
(BOSCH R J F $\frac{75}{6}$ 900-RS50)
A

1B2278
GEAR (19T.) - 1

L-1051
GASKET-2

3B4611 COTTER PIN-1

L-953
ADAPTOR-I

10657

2B6688 LIGHTING GENERATOR GROUP (First Type)
(6 Volt—For use without Battery)

L-1648
BOLT-2

7B8344 GENERATOR-I

1B2278
GEAR (19T.) - 1

L-1051
GASKET - 2

4B5271
WASHER-2

3B4611 COTTER PIN-1

L-953
ADAPTOR-I


15528

2B6688 LIGHTING GENERATOR GROUP (Second Type)
(6 Volt—For use without Battery)

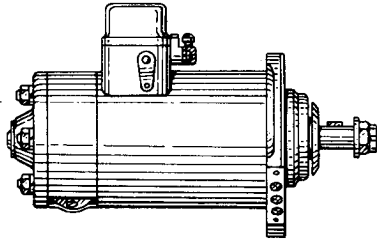
ALWAYS GIVE MACHINE NUMBER WHEN ORDERING PARTS



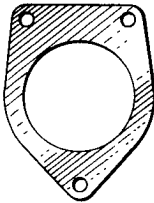
L-1648
BOLT-2



1B2278
GEAR (19T.) -1



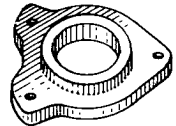
4B3467 GENERATOR-1
(BOSCH RKF $\frac{130}{6}$ -900 RS-633)



L-1051
GASKET-2



3B4611 COTTER PIN-1




L-953
ADAPTOR-1

10798

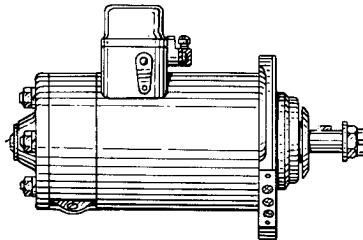
4B4186 LIGHTING GENERATOR GROUP (First Type)
(6 Volt, 130 Watt—For use without Battery)



L-1648
BOLT-2



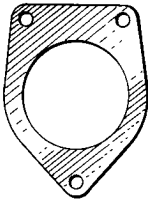
1B2278
GEAR (19T.) -1



7B8346 GENERATOR-1



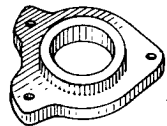
4B5271
WASHER-2



L-1051
GASKET-2



3B4611 COTTER PIN-1

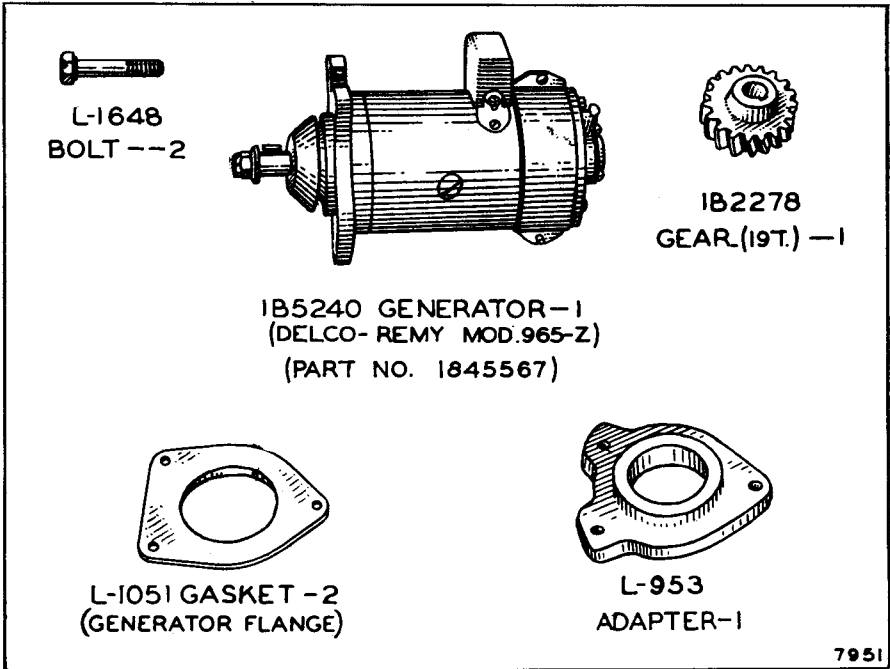


L-953
ADAPTOR-1

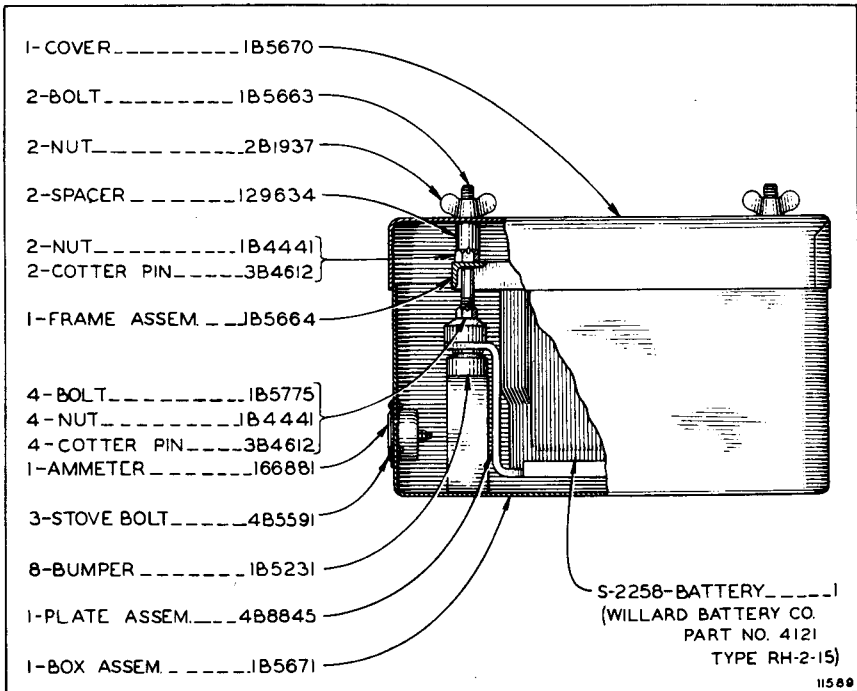
15546

4B4186 LIGHTING GENERATOR GROUP (Second Type)
(6 Volt, 130 Watt—For use without Battery)

ALWAYS GIVE MACHINE NUMBER WHEN ORDERING PARTS

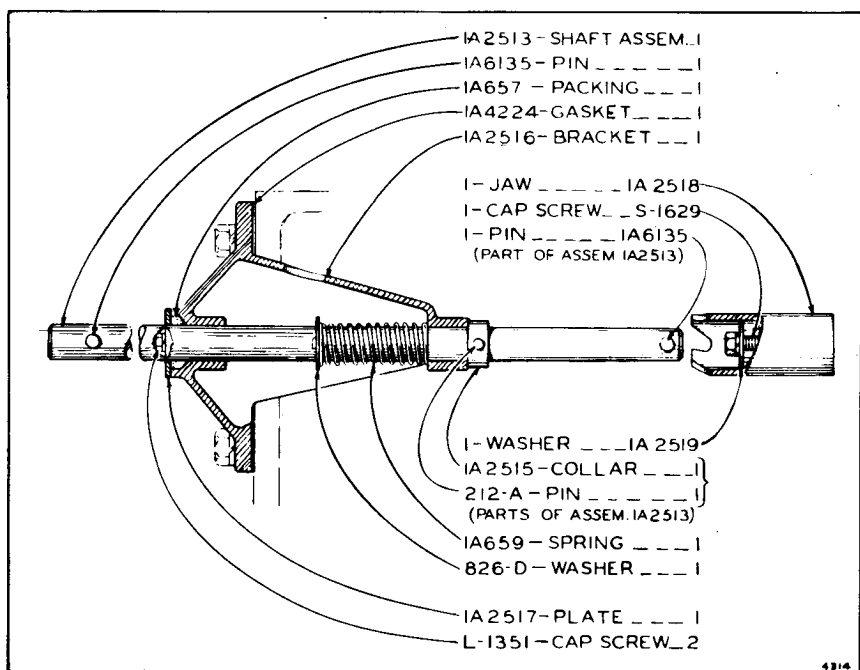


2B6687 LIGHTING GENERATOR GROUP
(12 Volt—For use with Battery)



2B9370 BATTERY AND BOX GROUP (6 Volt)

ALWAYS GIVE MACHINE NUMBER WHEN ORDERING PARTS



1A5947 REAR STARTING CRANK GROUP

2B9455 Electric Starter Arrangement
(With Lights-For use without Cab)

Consists of:

1 2B4456 Electric Starter Group. Page 115

1 2B9448 Lighting System Group. " 108

(Effective with Machine 5A1501)

2B6495 Electric Starter Arrangement
(With Lights-For use with Cab)

Consists of:

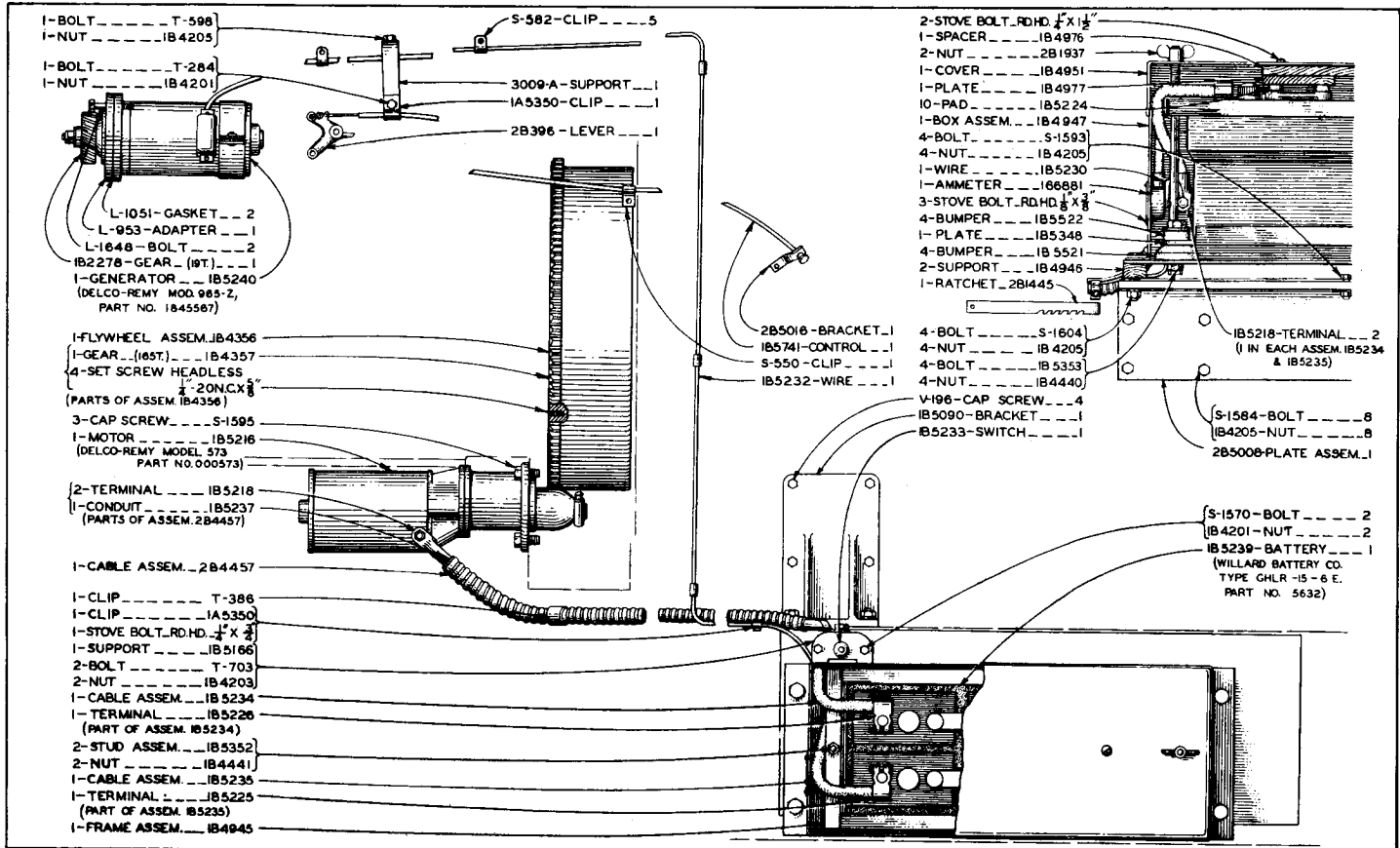
1 2B6496 Electric Starter Group. Page 116

1 2B9450 Lighting System Group. " 108

(Effective with Machine 5A1501)

ALWAYS GIVE MACHINE NUMBER WHEN ORDERING PARTS

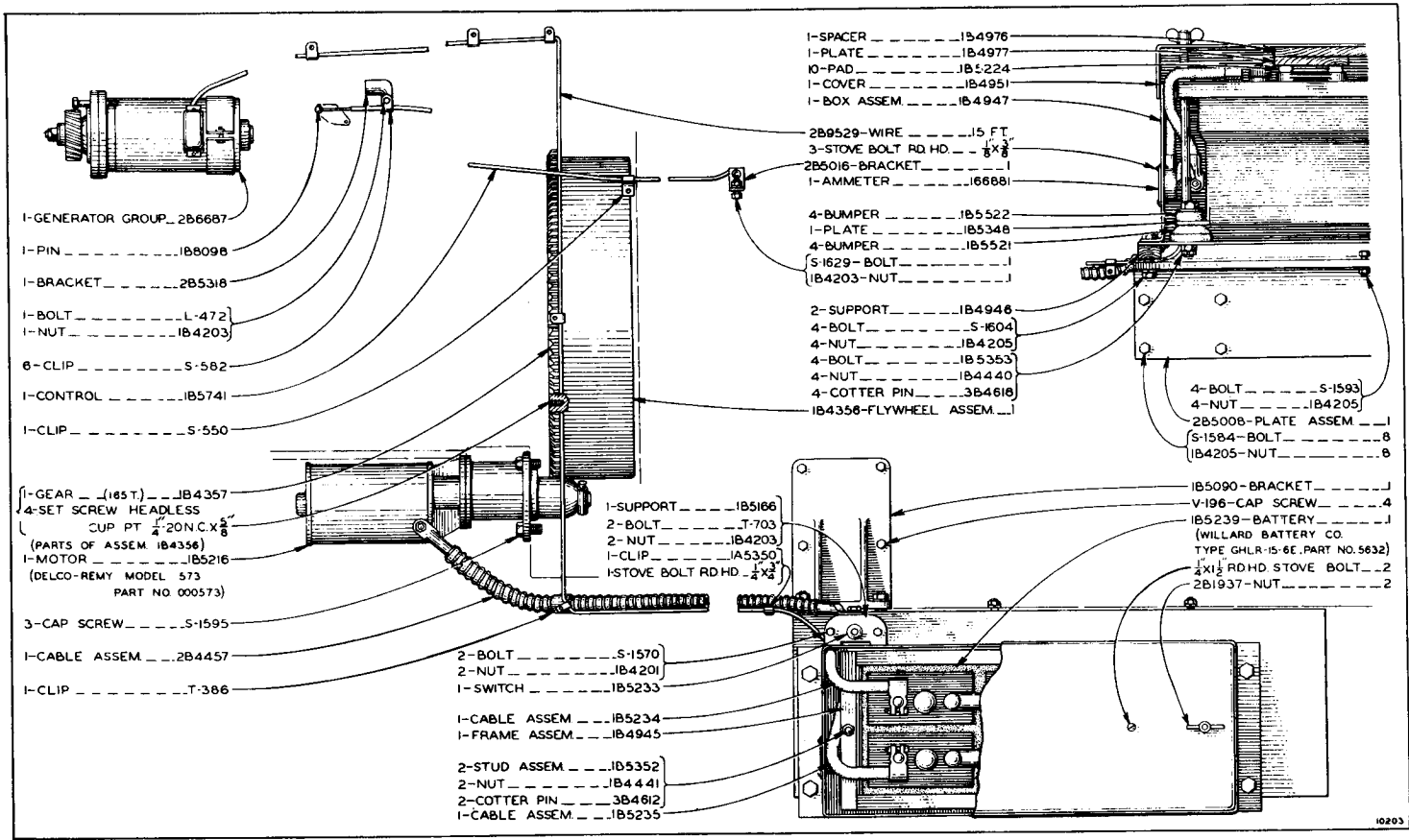
ALWAYS GIVE MACHINE NUMBER WHEN ORDERING PARTS



ELECTRIC STARTER (Without Lights—For use without Cab)
 (Machines 5A1091 to 5A1500 Inclusive)

Note: Only separate parts serviced. When complete group is wanted order 2B4456.

ALWAYS GIVE MACHINE NUMBER WHEN ORDERING PARTS



- 1-GENERATOR GROUP...2B6687
- 1-PIN1B8098
- 1-BRACKET2B5318
- 1-BOLTL-472
- 1-NUT1B4203
- 6-CLIPS-582
- 1-CONTROL1B5741
- 1-CLIPS-550

- 1-GEAR (1B5T)1B4357
- 4-SET SCREW HEADLESS
CUP PT. 20NCX5/8
- (PARTS OF ASSEM. 1B4356)
- 1-MOTOR1B5216
(DELCO-REMY MODEL 573
PART NO 000573)
- 3-CAP SCREWS-1595
- 1-CABLE ASSEM2B4457
- 1-CLIPT-386

- 2-BOLTS-1570
- 2-NUT1B4201
- 1-SWITCH1B5233
- 1-CABLE ASSEM1B5234
- 1-FRAME ASSEM1B4945
- 2-STUD ASSEM1B5352
- 2-NUT1B4441
- 2-COTTER PIN3B4612
- 1-CABLE ASSEM1B5235

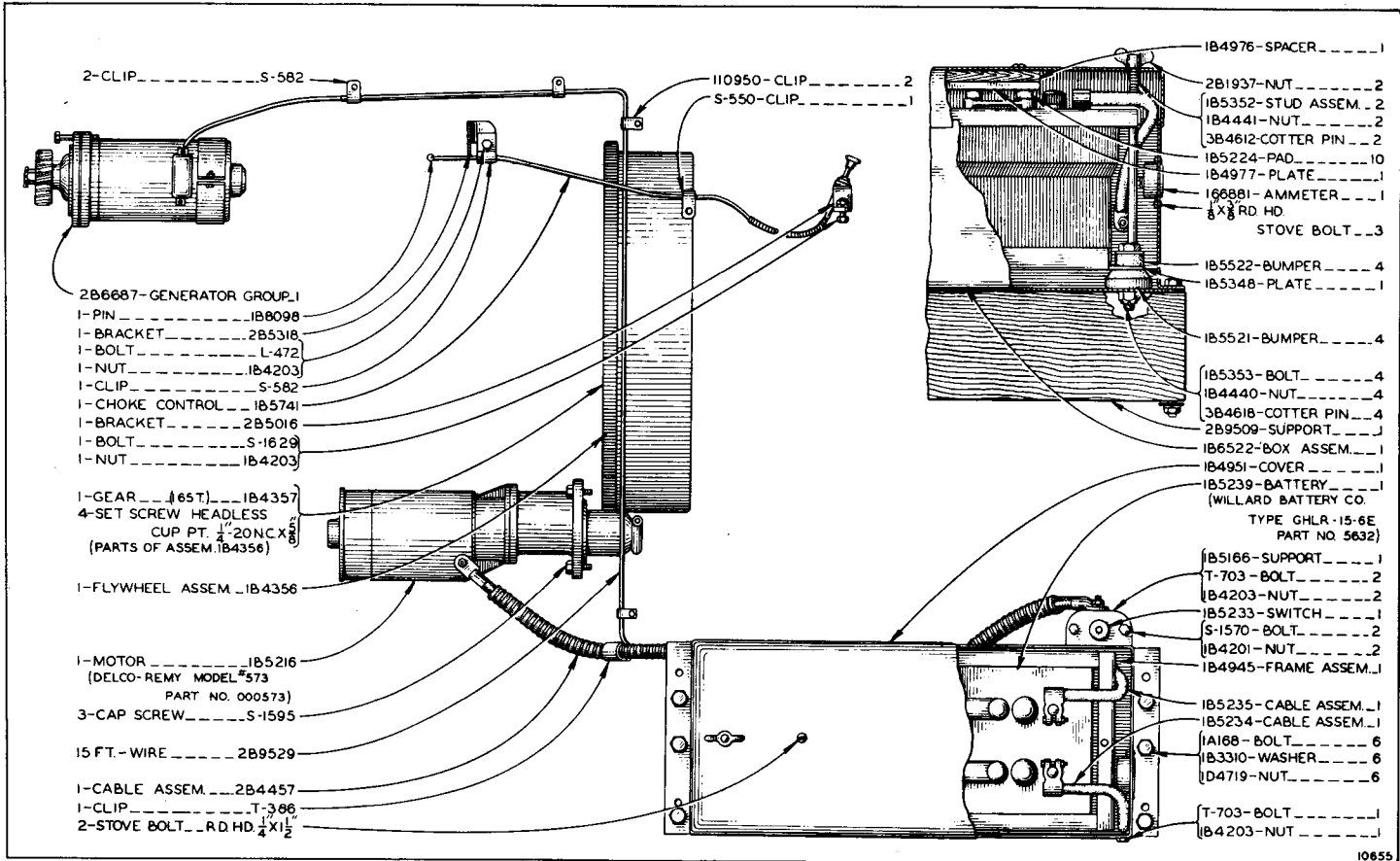
- 1-SUPPORT1B5166
- 2-BOLTT-703
- 2-NUT1B4203
- 1-CLIP1A5350
- 1-STOVE BOLT RD HD. 1/2 X 3/4

- 1-SPACER1B4976
- 1-PLATE1B4977
- 10-PAD1B4224
- 1-COVER1B4951
- 1-BOX ASSEM.1B4947
- 2B9529-WIRE15 FT.
- 3-STOVE BOLT RD HD. 1/8 X 3/8
- 2B5016-BRACKET1
- 1-AMMETER16681
- 4-BUMPER1B5522
- 1-PLATE1B5348
- 4-BUMPER1B5521
- S-1629-BOLT1
- 1B4203-NUT1
- 2-SUPPORT1B4946
- 4-BOLTS-1604
- 4-NUT1B4205
- 4-BOLT1B5353
- 4-NUT1B4440
- 4-COTTER PIN3B4618
- 1B4356-FLYWHEEL ASSEM.1

- 4-BOLTS-1593
- 4-NUT1B4205
- 2B5008-PLATE ASSEM1
- S-1584-BOLT8
- 1B4205-NUT8
- 1B5090-BRACKET1
- V-196-CAP SCREW4
- 1B5239-BATTERY1
(WILLARD BATTERY CO.
TYPE GHLR-15-6E, PART NO. 5632)
- 1/2 X 1 1/2 RD HD STOVE BOLT2
- 2B1937-NUT2

2B4456 ELECTRIC STARTER (Without Lights—For use without Cab)
 (Effective with Machine 5A1501)
 Note: 2B6687 Generator Group parts are shown on Page 112.

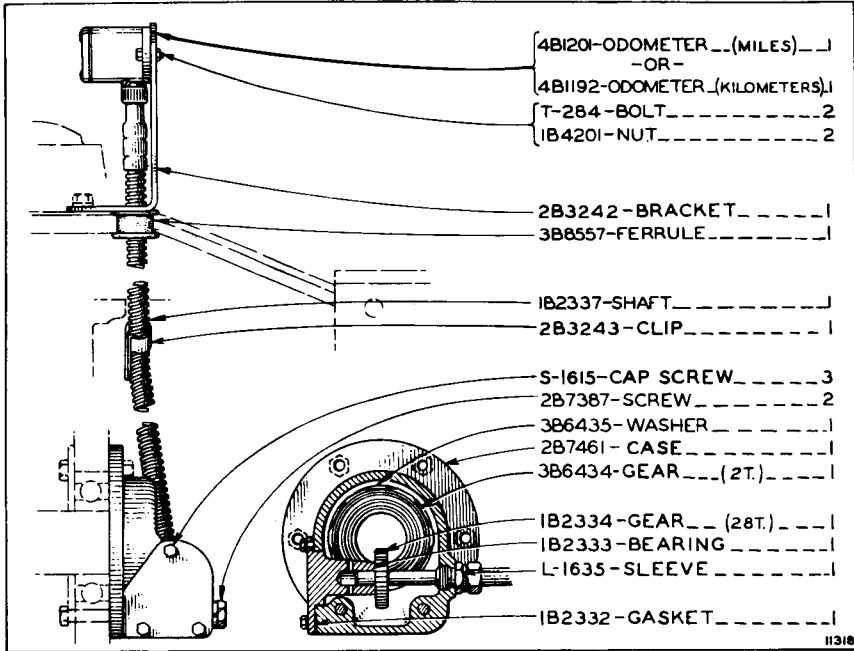
10203



2B6496 ELECTRIC STARTER (Without Lights—For use with Cab)

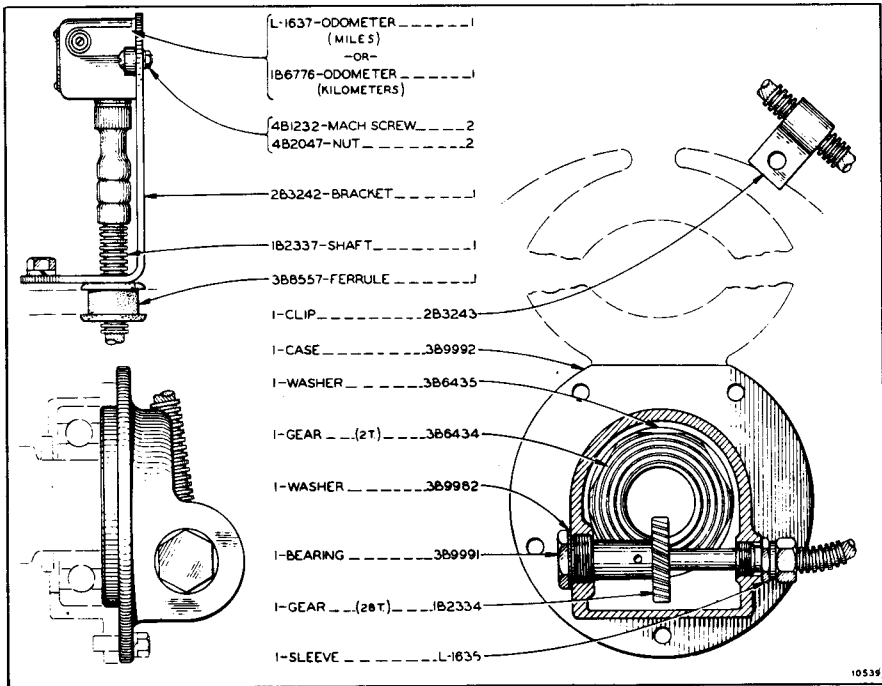
(Effective with Machine 5A1501)

Note: 2B6687 Generator Group parts are shown on Page 112.



2B3244 ODOMETER GROUP (Miles)
 2B5425 ODOMETER GROUP (Kilometers)
 (Machines 5A1091 to 5A1747 Inclusive)

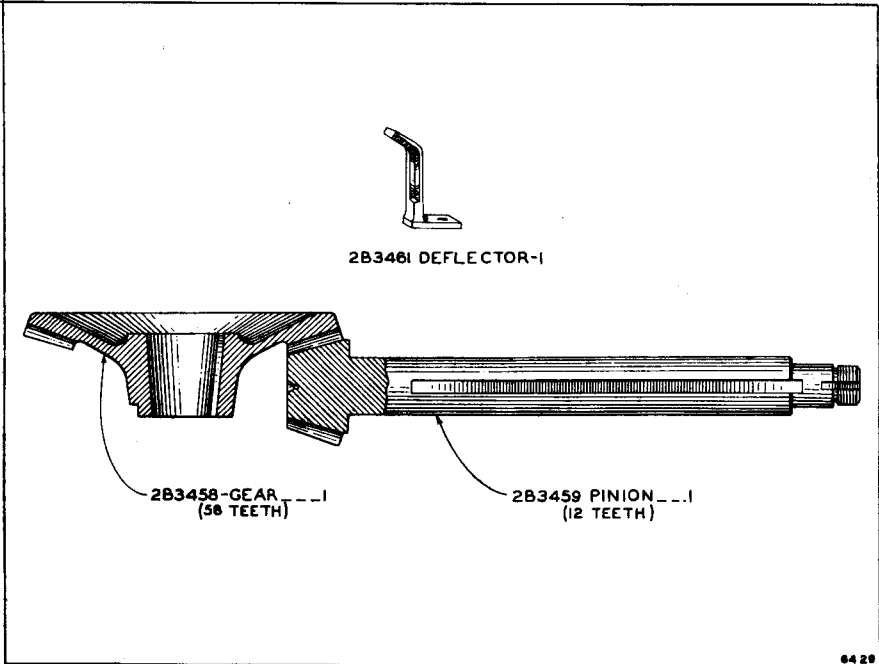
11318



4B21 ODOMETER GROUP (Miles)
 4B129 ODOMETER GROUP (Kilometers)
 (Effective with Machine 5A1748)

10539

ALWAYS GIVE MACHINE NUMBER WHEN ORDERING PARTS

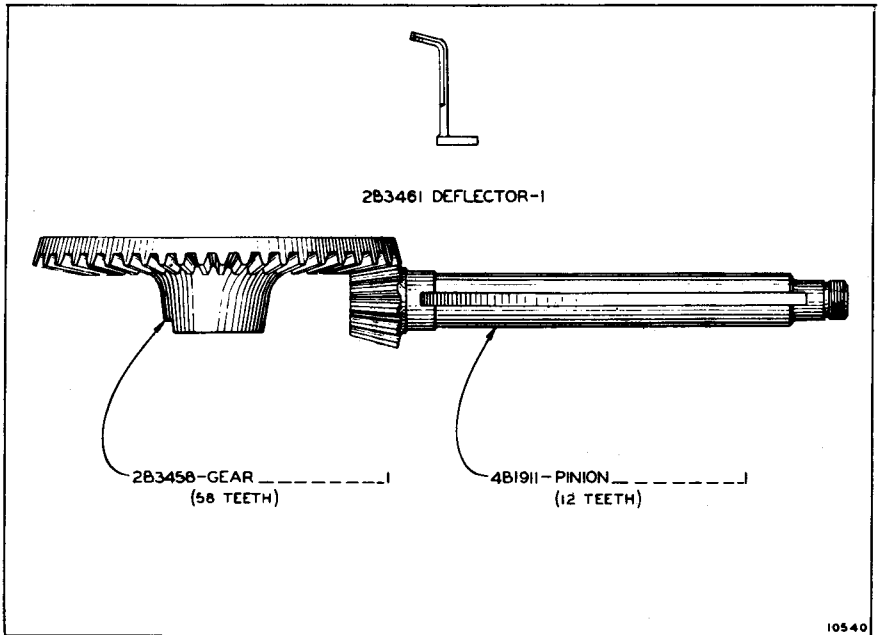


6429

2B3474 SPECIAL BEVEL GEAR GROUP

(Machines 5A1091 to 5A1747 Inclusive)

Note: When used with Standard Transmission and Final Drive Gears, this group provides the following speeds: First—1.40 M.P.H., Second—2.18 M.P.H., Third—3.02 M.P.H., Fourth—4.16 M.P.H. and Reverse—1.69 M.P.H.

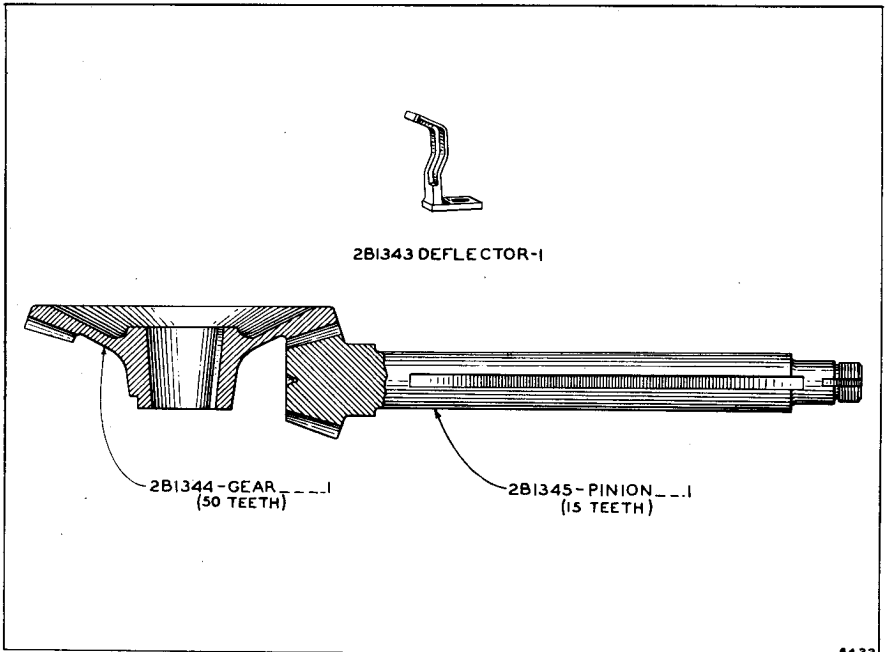


10540

4B1914 SPECIAL BEVEL GEAR GROUP

(Effective with Machine 5A1748)

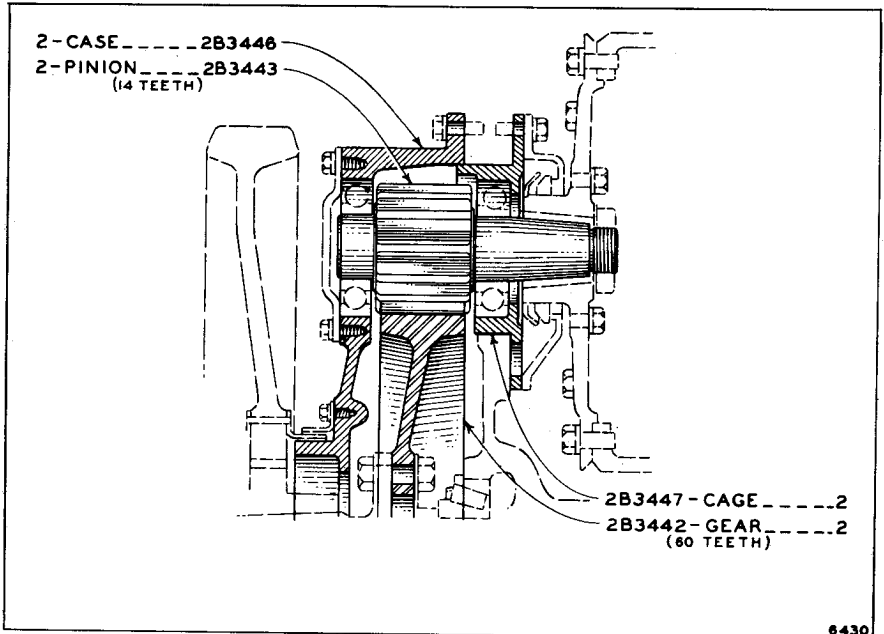
Note: When used with Standard Transmission and Final Drive Gears, this group provides the following speeds: First—1.40 M.P.H., Second—2.18 M.P.H., Third—3.02 M.P.H., Fourth—4.16 M.P.H. and Reverse—1.69 M.P.H.



2B1346 SPECIAL BEVEL GEAR GROUP

(Machines 5A1091 to 5A1747 Inclusive)

Note: When used with Standard Transmission and Final Drive Gears, this group provides a 29% increase in speed.

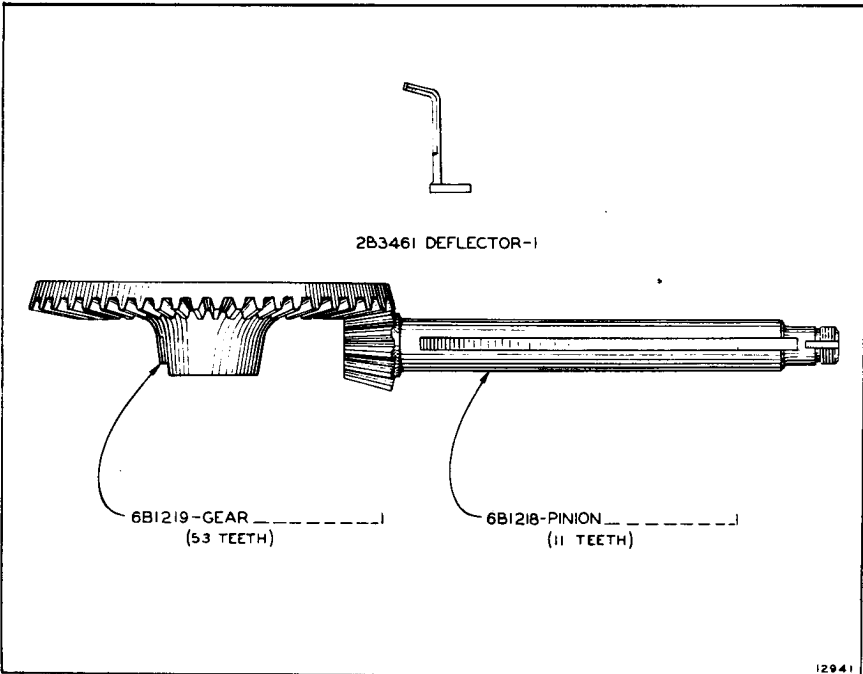


2B3409 SPECIAL FINAL DRIVE GEAR GROUP

(Machines 5A1091 to 5A1540 Inclusive)

Note: When used with Standard Transmission and Bevel Gears, this group provides the following speeds: First—1.89 M.P.H., Second—2.94 M.P.H., Third—4.07 M.P.H., Fourth—5.61 M.P.H. and Reverse—2.28 M.P.H.

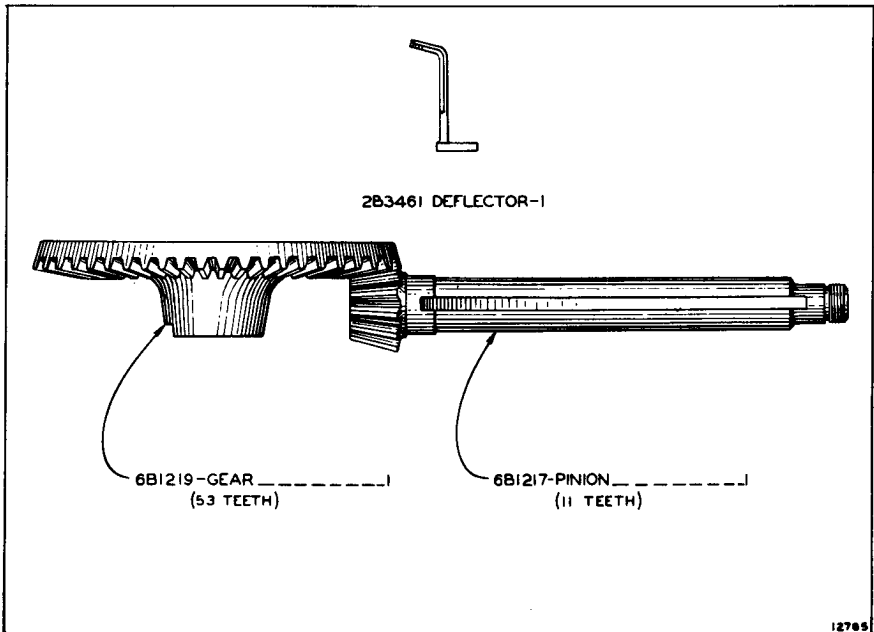
ALWAYS GIVE MACHINE NUMBER WHEN ORDERING PARTS



6B1221 SPECIAL BEVEL GEAR GROUP

(Machines 5A1091 to 5A1747 Inclusive)

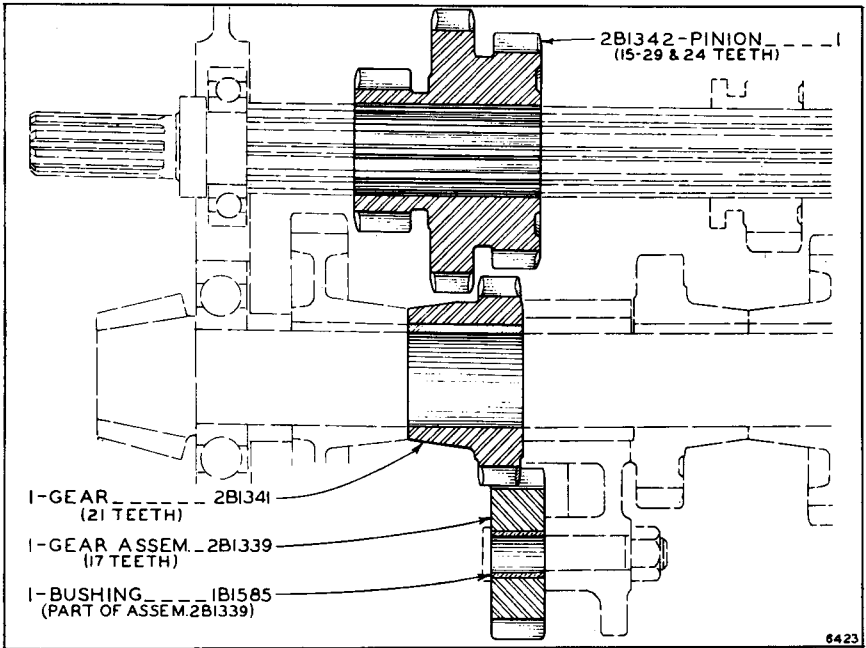
Note: When used with Standard Transmission and Final Drive Gears, this group provides the following speeds: First—1.40 M.P.H., Second—2.18 M.P.H., Third—3.02 M.P.H., Fourth—4.16 M.P.H. and Reverse—1.69 M.P.H.



6B1220 SPECIAL BEVEL GEAR GROUP

(Effective with Machine 5A1748)

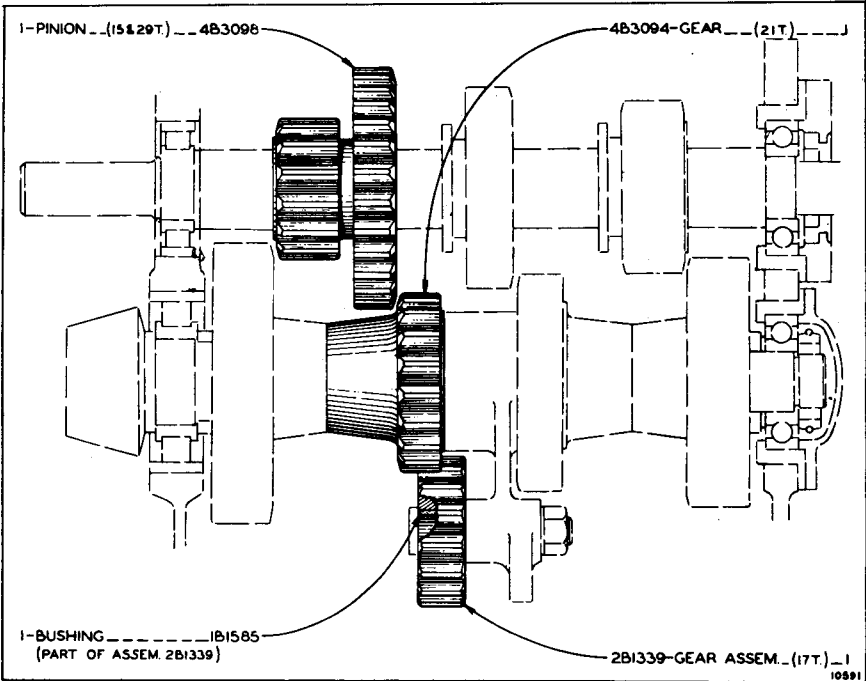
Note: When used with Standard Transmission and Final Drive Gears, this group provides the following speeds: First—1.40 M.P.H., Second—2.18 M.P.H., Third—3.02 M.P.H., Fourth—4.16 M.P.H. and Reverse—1.69 M.P.H.



2B1347 SPECIAL HIGH FOURTH GEAR GROUP

(Machines 5A1091 to 5A1747 Inclusive)

Note: When used with Standard Bevel and Final Drive Gears, this group provides a Fourth Speed of 5.1 M.P.H.

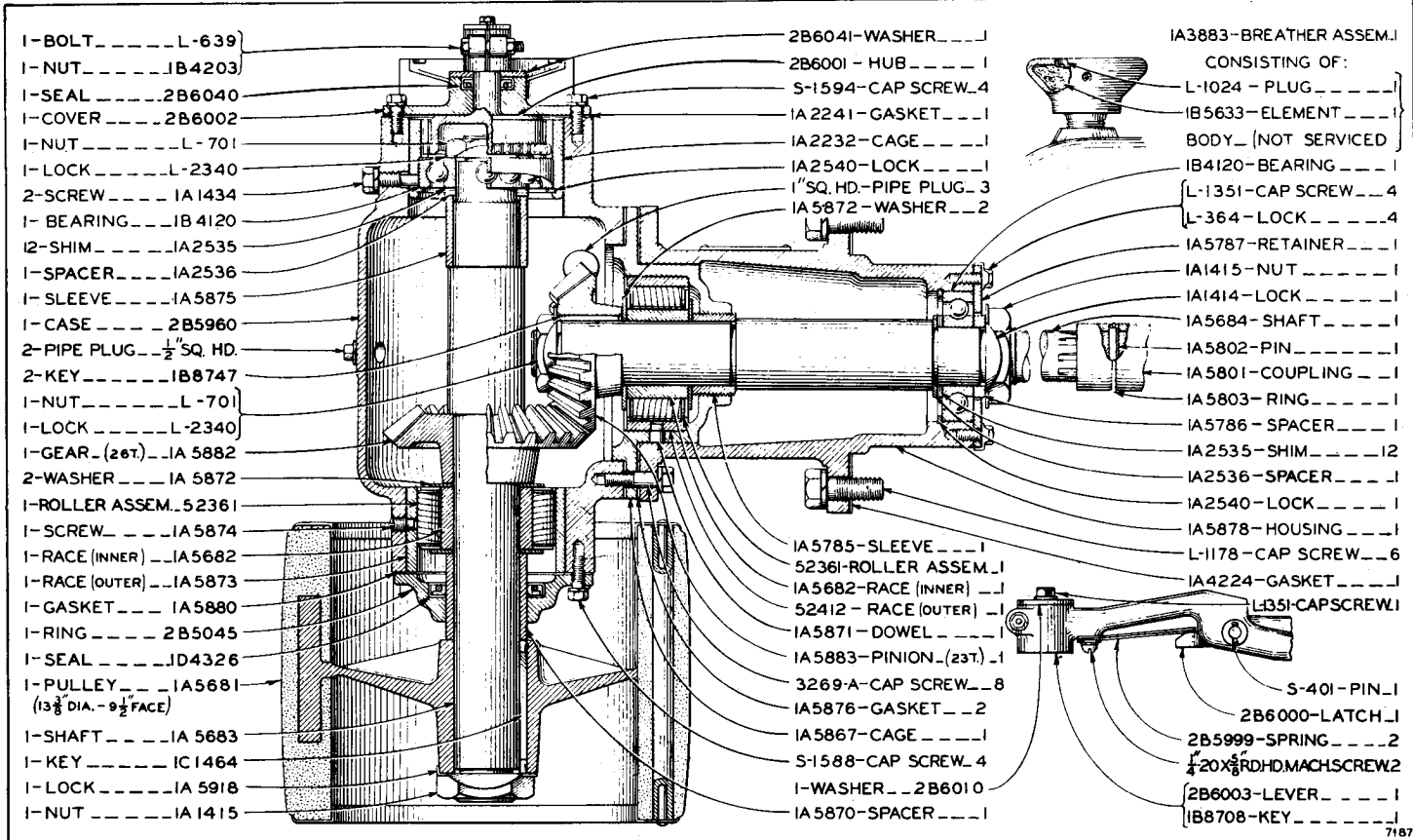


4B3119 SPECIAL HIGH FOURTH GEAR GROUP

(Effective with Machine 5A1748)

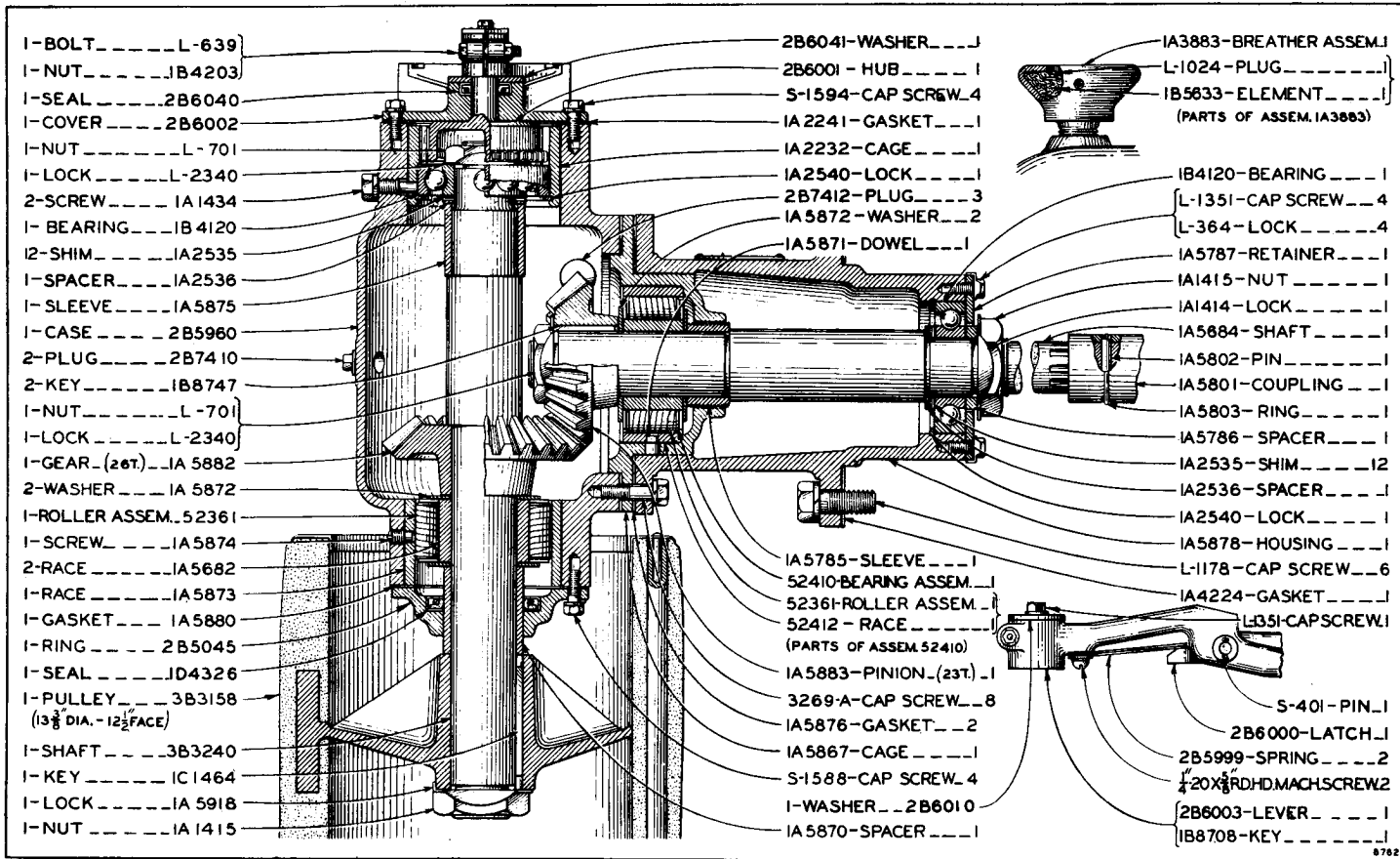
Note: When used with Standard Bevel and Final Drive Gears, this group provides a Fourth Speed of 5.1 M.P.H.

ALWAYS GIVE MACHINE NUMBER WHEN ORDERING PARTS



2B6019 BELT PULLEY DRIVE GROUP—WITH PULLEY
 2B6027 BELT PULLEY DRIVE GROUP—WITHOUT PULLEY

ALWAYS GIVE MACHINE NUMBER WHEN ORDERING PARTS



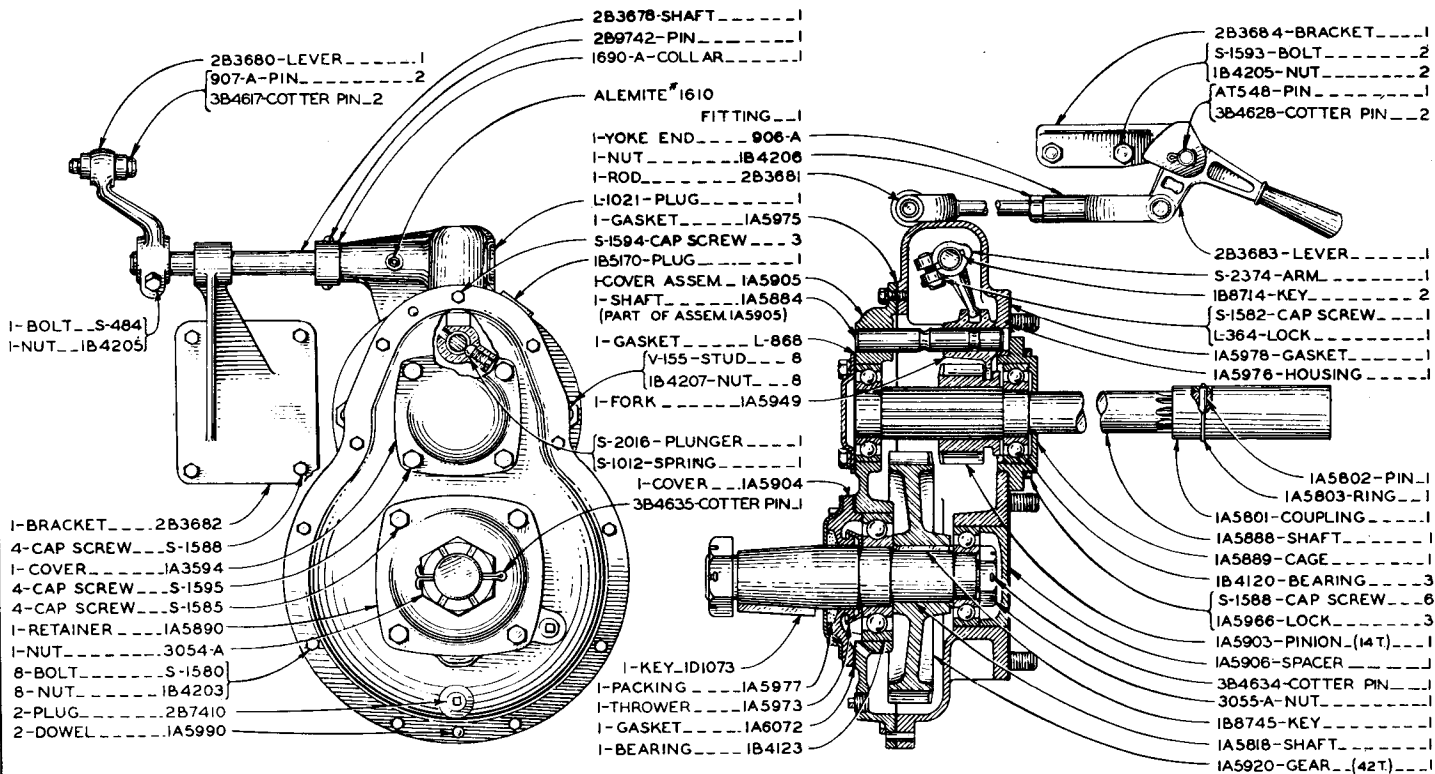
- 1-BOLT _ _ _ _ _ L-639
- 1-NUT _ _ _ _ _ JB4203
- 1-SEAL _ _ _ _ _ 2B6040
- 1-COVER _ _ _ _ _ 2B6002
- 1-NUT _ _ _ _ _ L-701
- 1-LOCK _ _ _ _ _ L-2340
- 2-SCREW _ _ _ _ IA1434
- 1-BEARING _ _ _ IB4120
- 12-SHIM _ _ _ _ IA2535
- 1-SPACER _ _ _ _ IA2536
- 1-SLEEVE _ _ _ _ IA5875
- 1-CASE _ _ _ _ _ 2B5960
- 2-PLUG _ _ _ _ _ 2B7410
- 2-KEY _ _ _ _ _ IB8747
- 1-NUT _ _ _ _ _ L-701
- 1-LOCK _ _ _ _ _ L-2340
- 1-GEAR (20T) _ IA5882
- 2-WASHER _ _ _ _ IA5872
- 1-ROLLER ASSEM. 52361
- 1-SCREW _ _ _ _ IA5874
- 2-RACE _ _ _ _ _ IA5682
- 1-RACE _ _ _ _ _ IA5873
- 1-GASKET _ _ _ _ IA5880
- 1-RING _ _ _ _ _ 2B5045
- 1-SEAL _ _ _ _ _ JD4326
- 1-PULLEY _ _ _ _ 3B3158
(13 3/8 DIA. - 12 1/2 FACE)
- 1-SHAFT _ _ _ _ _ 3B3240
- 1-KEY _ _ _ _ _ IC1464
- 1-LOCK _ _ _ _ _ IA5918
- 1-NUT _ _ _ _ _ IA1415

- 2B6041-WASHER _ _ J
- 2B6001 - HUB _ _ _ 1
- S-1594-CAP SCREW _ 4
- IA2241-GASKET _ _ 1
- IA2232-CAGE _ _ _ 1
- IA2540-LOCK _ _ _ 1
- 2B7412-PLUG _ _ _ 3
- IA5872-WASHER _ _ 2
- IA5871-DOWEL _ _ _ 1
- IA5785-SLEEVE _ _ _ 1
- 52410-BEARING ASSEM. _ 1
- 52361-ROLLER ASSEM. _ 1
- 52412-RACE _ _ _ _ 1
- (PARTS OF ASSEM. 52410)
- IA5883-PINION (23T) _ 1
- 3269-A-CAP SCREW _ _ 8
- IA5876-GASKET _ _ 2
- IA5867-CAGE _ _ _ 1
- S-1588-CAP SCREW _ 4
- 1-WASHER _ _ _ 2B6010
- IA5870-SPACER _ _ _ 1

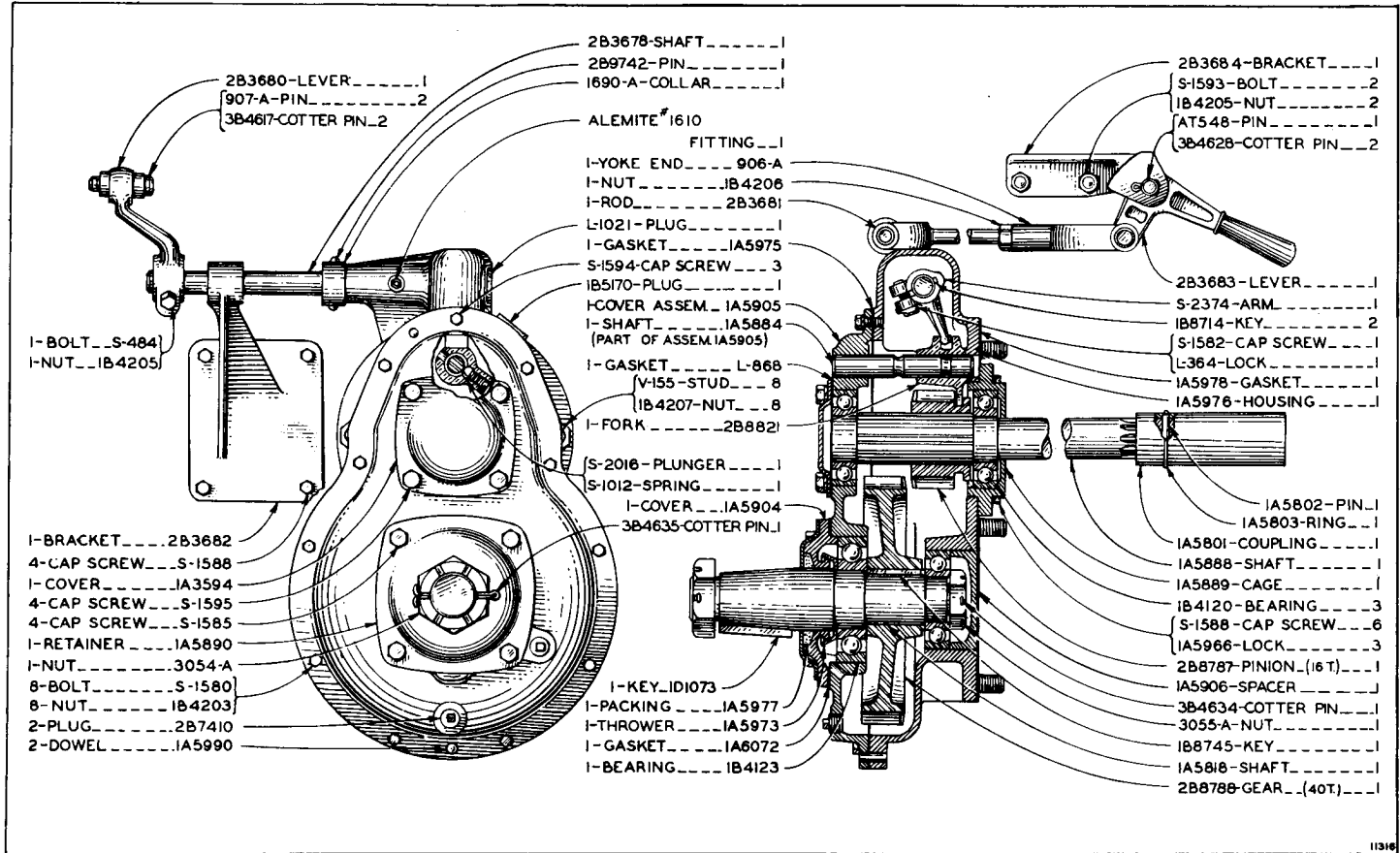
- IA3883-BREATHER ASSEM. _ 1
- L-1024-PLUG _ _ _ _ 1
- IB5633-ELEMENT _ _ _ 1
- (PARTS OF ASSEM. IA3883)
- IB4120-BEARING _ _ _ 1
- L-1351-CAP SCREW _ _ 4
- L-364-LOCK _ _ _ _ 4
- IA5787-RETAINER _ _ _ 1
- IA1415-NUT _ _ _ _ 1
- IA1414-LOCK _ _ _ _ 1
- IA5884-SHAFT _ _ _ _ 1
- IA5802-PIN _ _ _ _ 1
- IA5801-COUPLING _ _ _ 1
- IA5803-RING _ _ _ _ 1
- IA5786-SPACER _ _ _ 1
- IA2535-SHIM _ _ _ _ 12
- IA2536-SPACER _ _ _ 1
- IA2540-LOCK _ _ _ _ 1
- IA5878-HOUSING _ _ _ 1
- L-1178-CAP SCREW _ _ 6
- IA4224-GASKET _ _ _ 1
- L-1351-CAP SCREW _ _ 1
- S-401-PIN _ _ _ _ 1
- 2B6000-LATCH _ _ _ _ 1
- 2B5999-SPRING _ _ _ _ 2
- 20X3/8RDHD.MACH.SCREW 2
- 2B6003-LEVER _ _ _ _ 1
- IB8708-KEY _ _ _ _ 1

3B3241 BELT PULLEY DRIVE GROUP—WITH PULLEY
 3B3239 BELT PULLEY DRIVE GROUP—WITHOUT PULLEY

8702

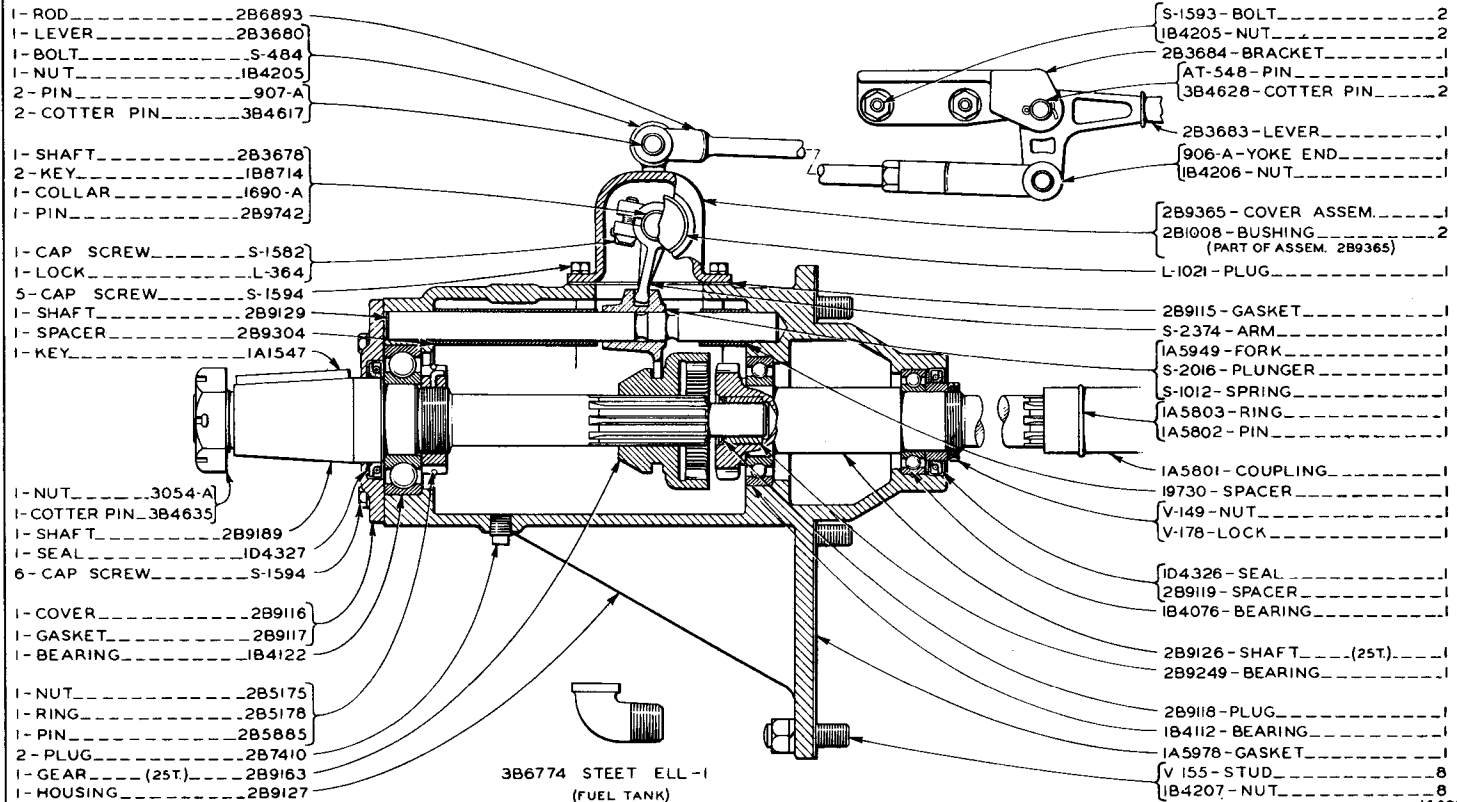


ALWAYS GIVE MACHINE NUMBER WHEN ORDERING PARTS



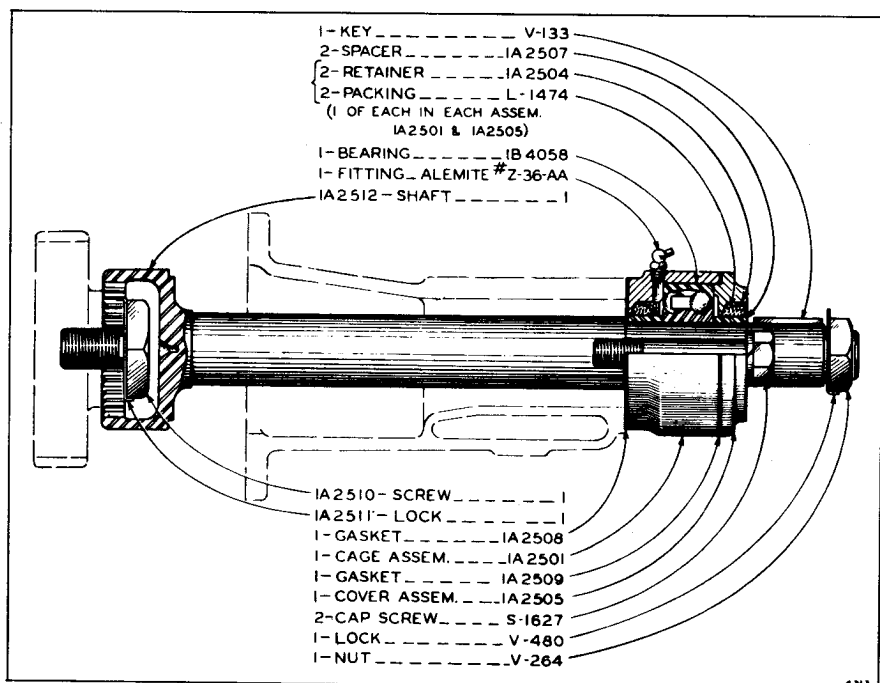
2B8826 REAR POWER TAKE-OFF GROUP (340 R.P.M.)

ALWAYS GIVE MACHINE NUMBER WHEN ORDERING PARTS



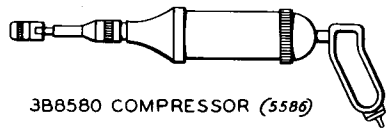
1562

2B9257 REAR POWER TAKE-OFF GROUP—DIRECT DRIVE



1A5819 FRONT POWER TAKE-OFF GROUP

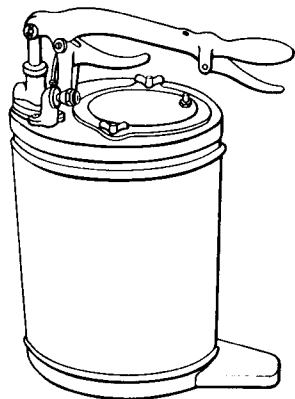
ALWAYS GIVE MACHINE NUMBER WHEN ORDERING PARTS




3B8580 COMPRESSOR (3586)



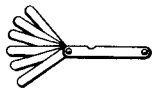
IF221 HOSE (6542)
(PART OF 4B1856 COMPRESSOR)



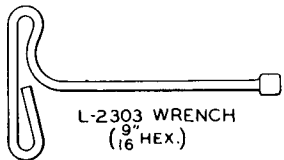
4B1856 COMPRESSOR (6522)
ALEMITE NOS. SHOWN IN *ITALICS*



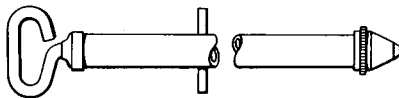
3B3874 WRENCH
(FRONT IDLER ADJ. BOLT)



IB9660 GAUGE
(VALVE CLEARANCE)



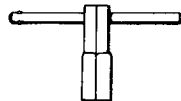
L-2303 WRENCH
($\frac{9}{16}$ HEX.)



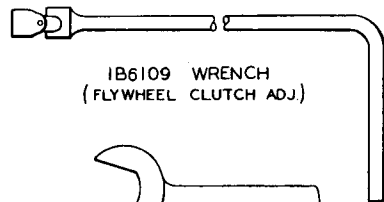
50303
GREASE GUN



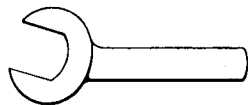
2B4317
BRUSH



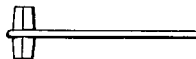
3563-A WRENCH
($\frac{15}{16}$ & $\frac{1}{8}$ HEX.)




IB6109 WRENCH
(FLYWHEEL CLUTCH ADJ.)



IB1909 WRENCH
(WATER PUMP PACKING NUT)



IB5171 WRENCH
(CTSK. DRAIN PLUG)



5B781 WRENCH $\frac{7}{16}$ & $\frac{1}{2}$ " OPENING

5B782 WRENCH $\frac{9}{16}$ & $\frac{5}{8}$ " OPENING

5B783 WRENCH $\frac{11}{16}$ & $\frac{3}{4}$ " OPENING

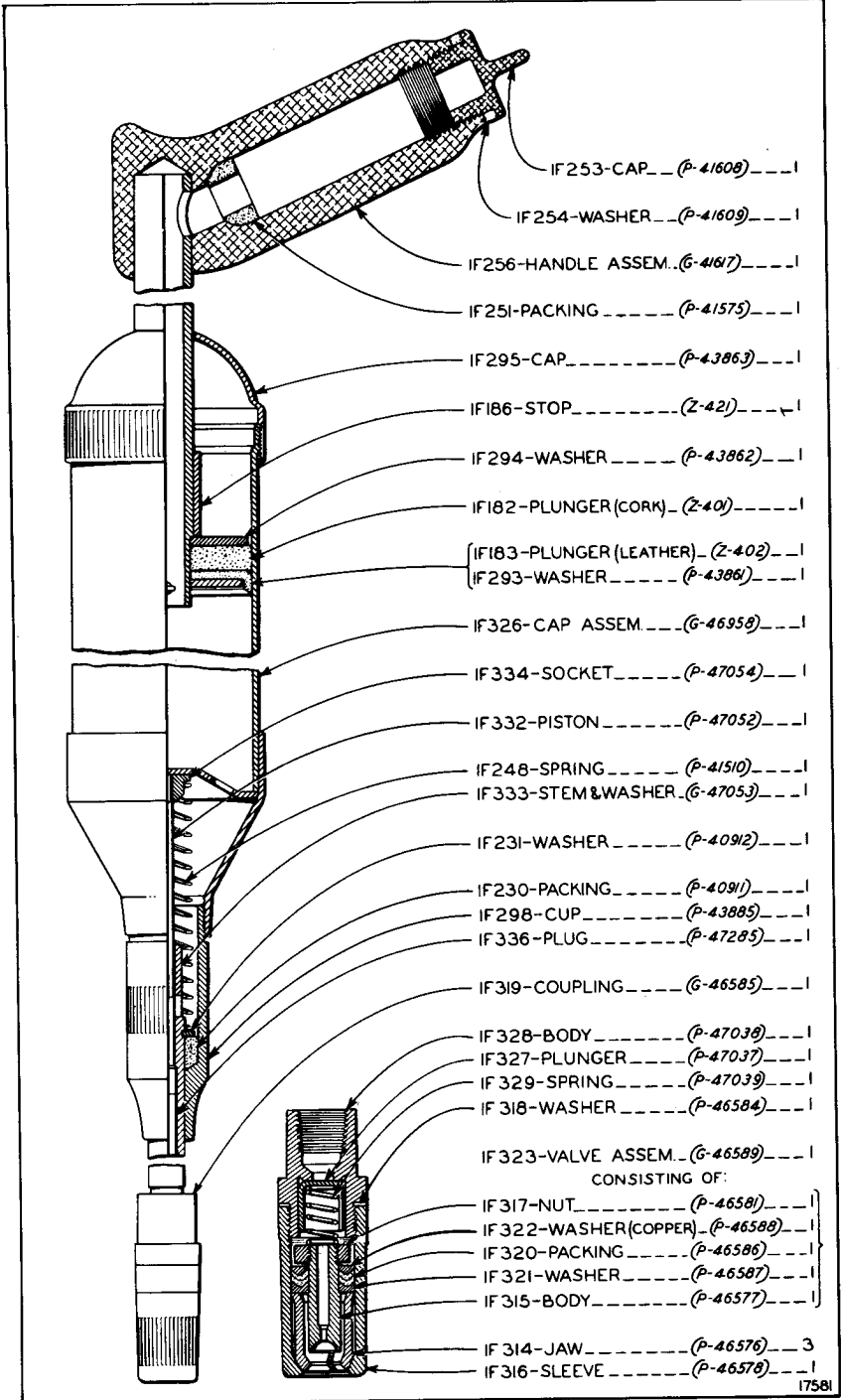
5B784 WRENCH $\frac{13}{16}$ & $\frac{7}{8}$ " OPENING

5B785 WRENCH $\frac{15}{16}$ & 1" OPENING

5B786 WRENCH $1\frac{1}{16}$ & $1\frac{1}{8}$ " OPENING

18520

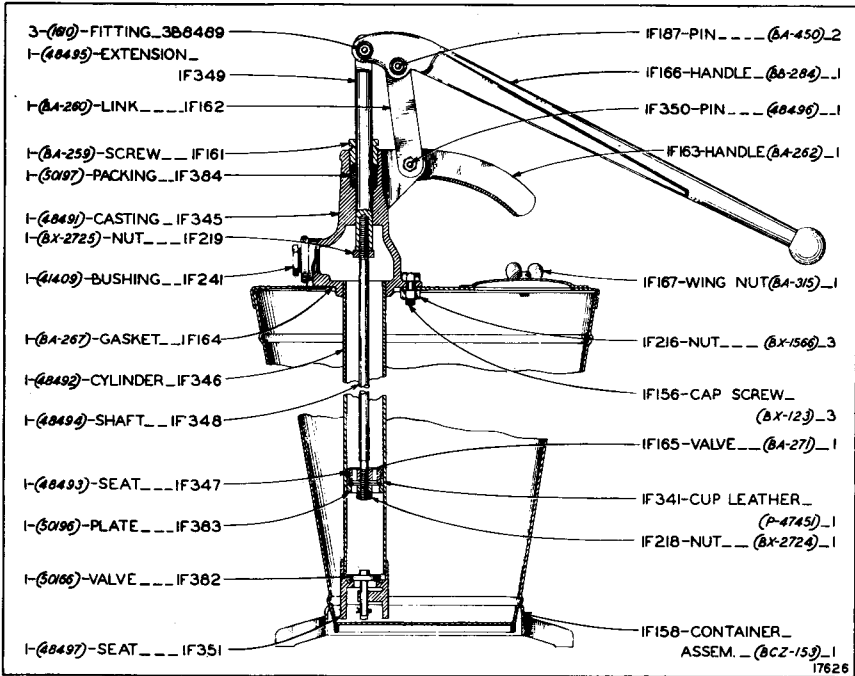
TOOLS



3B8580 HYDRAULIC COMPRESSOR (5586)

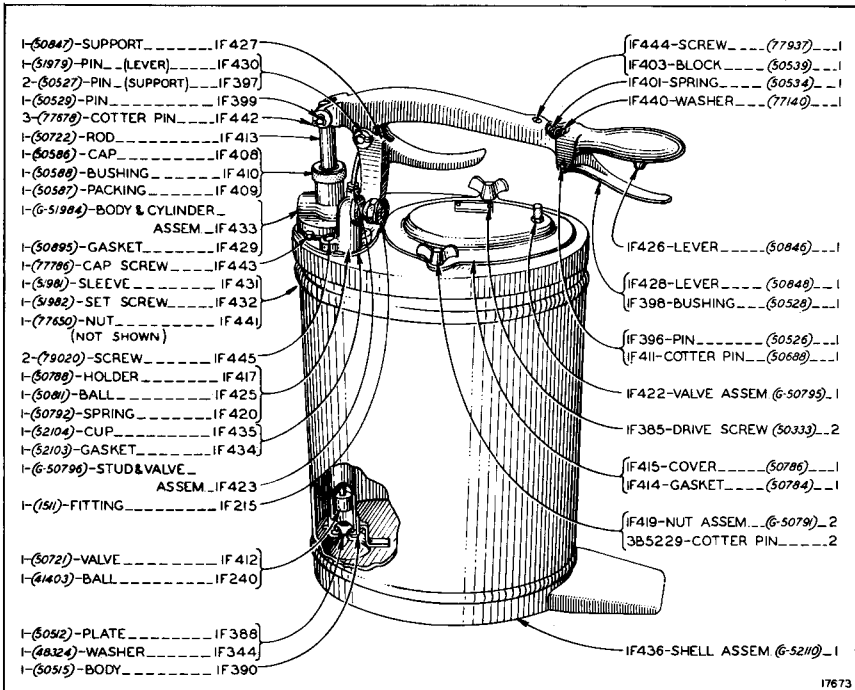
Note: Numbers shown in *(italics)* are "Alemite" part numbers. (See Page 132)

ALWAYS GIVE MACHINE NUMBER WHEN ORDERING PARTS



4B1856 VOLUME COMPRESSOR—FIRST TYPE (5378)

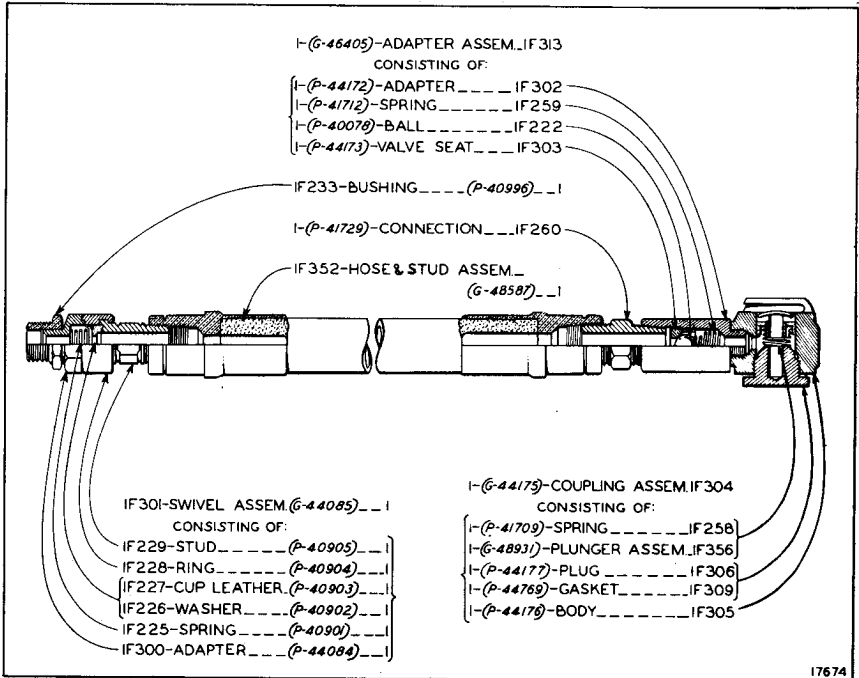
Note: Numbers shown in *(italics)* are "Alemite" part numbers. (See Page 132)



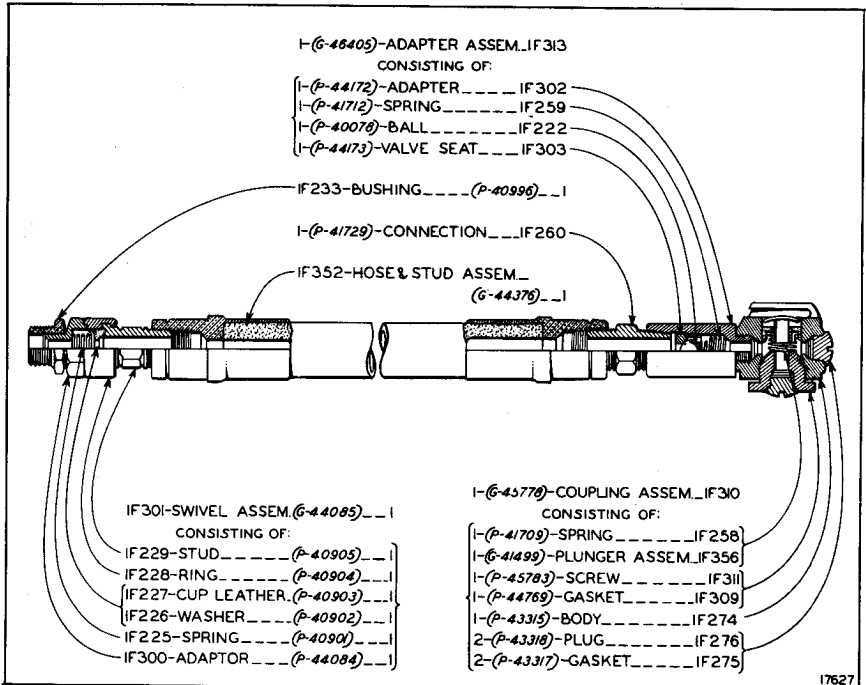
4B1856 VOLUME COMPRESSOR—SECOND TYPE (6522)

Note: Numbers shown in *(italics)* are "Alemite" part numbers. (See Page 132)

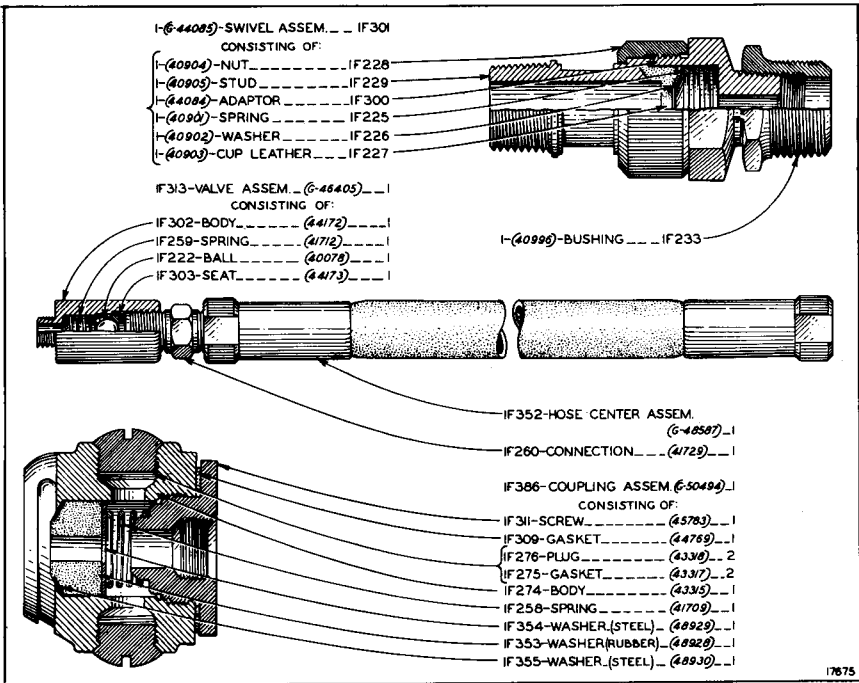
ALWAYS GIVE MACHINE NUMBER WHEN ORDERING PARTS



1F221 HOSE (For use with Volume Compressor)—FIRST TYPE (5523)
 Note: Numbers shown in *(italics)* are "Alemite" part numbers. (See Page 132)



1F221 HOSE (For use with Volume Compressor)—SECOND TYPE (5534)
 Note: Numbers shown in *(italics)* are "Alemite" part numbers. (See Page 132)
ALWAYS GIVE MACHINE NUMBER WHEN ORDERING PARTS



17675

1F221 HOSE (For use with Volume Compressor)—THIRD TYPE (6542)

Note: Numbers shown in *italics* are "Alemite" part numbers. (See Page 132)

LIST OF ACCESSORY MANUFACTURERS

"AC"

AC Spark Plug Division
 General Motors Corporation
 Flint, Michigan

"Alemite"

Stewart-Warner Corporation
 1826-1852 Diversey Parkway
 Chicago, Illinois

"Eisemann"

Eisemann Magneto Corporation
 60 East 42nd Street, New York, New York

"Ensign"

Ensign Carburetor Co., Ltd.
 7010 S. Alameda Street, Huntington Park, California
 or
 2644 S. Michigan Avenue, Chicago, Illinois

"Zenith"

Zenith Carburetor Division
 Bendix Aviation Corporation
 696 Hart Avenue, Detroit, Michigan

ALWAYS GIVE MACHINE NUMBER WHEN ORDERING PARTS

LIST OF TRANSFERS AND NAME PLATES

Quantity Used	Part Number	Description
3	8887	Transfer ("Caterpillar")
1	481775	Transfer (Fifty)
1	888137	Transfer (Manufactured by Caterpillar Tractor Co. Peoria, Illinois)
1	188789	Transfer-Tractor Instructions
2	481776	Plate-Name (Fifty)
8	484521	Drive Screw-Name Plate

ALWAYS GIVE MACHINE NUMBER WHEN ORDERING PARTS

CATERPILLAR

Reg. U. S. Pat. Off.