

Parts Catalog
for
CATERPILLAR
Reg. U. S. Pat. Off.
DIESEL
THIRTY-FIVE
TRACTOR

For Machines

6E1

to

6E1999

Inclusive

MASTER CATALOG

PROPERTY OF PARTS DEPARTMENT

DO NOT REMOVE FROM THIS FILE

Parts Catalog

for

CATERPILLAR

Reg. U. S. Pat. Off.

DIESEL

THIRTY-FIVE

TRACTOR

For Machines

6E1

to

6E1999

Inclusive

CATERPILLAR TRACTOR CO.

PEORIA, ILLINOIS, U. S. A.

Track-Type Tractors Road Machinery

. . . . Diesel Engines

THERE IS A CATERPILLAR DEALER NEAR YOU

THIS Parts Catalog contains illustrations, part numbers, names and the quantity required of all serviced parts which compose the "Caterpillar" Diesel Thirty-Five Tractor and attachments.

*When Ordering Parts
Please Read Carefully*

¶ The "Caterpillar" line is sold and serviced by a world-wide organization of responsible Dealers with well stocked Parts Departments and factory trained servicemen.

¶ There is a "Caterpillar" Dealer near you.

¶ To obtain parts promptly, place orders with your "Caterpillar" Dealer, being sure to give the complete part number, name and quantity of the parts wanted. It is important always to give the serial number of the machine for which the parts are required.

¶ Be particular to state the Street Address, Town, County and State to which parts are to be shipped, also state whether shipment is to be made by freight, express, parcel post or other means.

¶ Confirm all telephone and telegraphic orders in writing.

¶ Claims for errors in shipping incorrect parts or failure to ship all parts ordered, should be made immediately upon receipt of the shipment.

Important

¶ Responsibility for breakage, loss or damaged goods ceases upon delivery of the merchandise to the transportation companies from whom a receipt is received showing that the shipment was accepted by them in good condition.

¶ If any of the material listed on the bill of lading or express receipt is short, broken or damaged, do not accept the shipment until the carrier's agent makes a notation of the shortage or damage on the expense bill.

¶ Notify the transportation company's agent at once and request an inspection. This is absolutely necessary. Unless this is done, the transportation companies will not entertain a claim for loss or damage. If the agent does not make an inspection, then an affidavit should be made that he was notified (on a certain date) and failed to do so. This affidavit with other papers will properly support your claim.

ALWAYS GIVE MACHINE NUMBER WHEN ORDERING PARTS

FRANCAIS

Ce catalogue de Pièces Détachées renferme les illustrations, les numéros, les noms et la quantité nécessaire de toutes les pièces de service concernant la machine à laquelle il se rapporte.

A LIRE AVEC SOIN AVANT DE COMMANDER VOS PIECES

Les machines "Caterpillar" sont vendues et entretenues de par le monde par une organisation d'agents les plus responsables.

Pour obtenir vos pièces sans retard, passez-en les ordres à votre agent "Caterpillar", en ayant soin de lui fournir le numéro, le nom et la quantité des pièces désirées. Il est aussi important de mentionner le numéro de série de la machine à laquelle les pièces sont destinées. Dans le cas de machines telles que: "Auto Patrols", "Elevating Graders—Engine Driven" et "Blade Graders—Power Controlled", ne manquez pas de fournir le numéro de série du niveau et de l'unité motrice.

Il est essentiel de mentionner dans vos ordres l'adresse complète et détaillée à laquelle les pièces doivent être expédiées. Cette adresse devra comprendre le nom du destinataire accompagné du numéro, de la rue, de la ville et du pays de résidence. Il faudra aussi spécifier clairement si l'expédition doit être effectuée par express, colis postal, ou toute autre voie désirée.

Tous les ordres télégraphiques ou téléphoniques devront être confirmés par lettre.

Toutes les réclamations concernant l'expédition non conforme de marchandise ou l'absence de certains articles devront être faites immédiatement à la réception de l'ordre.

AVIS IMPORTANT

En cas de casse, de manquant ou d'avarie, notre responsabilité cesse d'entrer en jeu aussitôt notre remise des marchandises aux transporteurs, lesquels nous font parvenir un reçu montrant que les marchandises leur furent livrées en bon état.

Si les marchandises dont la liste apparaît sur le connaissance ou le reçu des compagnies de transport n'arrivent pas au complet, ou cassées, ou autrement endommagées, n'en acceptez pas l'envoi avant que l'agent des camionneurs n'en ait dressé une constatation sur la note de frais.

Avisez de suite l'agent de la compagnie de transport, en exigeant un examen immédiat. Ceci est absolument nécessaire, et à moins que ces démarches n'aient été effectuées, les compagnies de transport ne pourront accepter aucune réclamation concernant les manquants ou les avaries.

Si l'agent ne fait pas la constatation, il deviendra nécessaire d'établir un affidavit, spécifiant que l'agent fut notifié à une certaine date, mais qu'il manqua de s'y conformer. Cet affidavit accompagné d'autres pièces suffira à supporter votre réclamation d'une manière appropriée.

ITALIANO

Questo Catalogo dei Pezzi contiene illustrazioni, numeri dei Pezzi, nomi e quantità richieste di tutti i pezzi di ricambio della macchina alla quale si riferisce.

LEGGETE ATTENTAMENTE QUANDO ORDINATE I PEZZI

Le macchine "Caterpillar" sono vendute e mantenute in servizio da una organizzazione mondiale di rivenditori reputabili.

Per ottenere i pezzi prontamente, piazzate l'ordinazione con il vostro rivenditore di "Caterpillar", accertandovi di indicare il numero completo, il nome e quantitativo delle parti desiderate. Nell'ordinare, è importante fornire il numero di serie della macchina per la quale i pezzi sono richiesti. Nel caso delle macchine "Auto Patrols", "Elevating Graders—Engine Driven" e "Blade Graders—Power Controlled", indicate il Numero di Serie di entrambe le macchine ed unità motrice.

È necessario indicare nella vostra ordinazione l'indirizzo completo e corretto al quale i pezzi devono essere spediti. Questo deve includere il nome, l'indirizzo della strada, la città o villaggio ed il paese. Altri se la spedizione deve essere fatta a mezzo ferrovia, espresso, pacco postale od altro mezzo, specificando chiaramente.

Confermate per iscritto ogni ordinazione data telefonicamente o telegraficamente.

I reclami per errori nella spedizione di pezzi incorretti o nella mancanza di pezzi ordinati, devono essere fatti immediatamente a ricezione della spedizione.

IMPORTANTE

La responsabilità per rotture, merce danneggiata o perduta, cessa con la consegna della merce alla compagnia di trasporto dalla quale si riceve una ricevuta mostrante che la spedizione è stata da questa accettata in buone condizioni.

Se qualsiasi materiale indicato sulla polizza di carico o ricevuta di espresso risulta mancante, rotto oppure danneggiato, non accettate la spedizione fintantoché l'agente della compagnia di trasporto abbia fatto una annotazione della mancanza o danno sulla fattura delle spese.

Notificate immediatamente l'agente della compagnia di trasporto domandando una verifica. Questo è assolutamente necessario. Se questo non viene fatto, le compagnie di trasporto non accetteranno alcun reclamo per mancanze o danni. Se l'agente non fa una verifica, allora si deve fare una dichiarazione giurata ai fini che egli è stato notificato (in data specifica) ed ha mancato di farla. Questa dichiarazione, unitamente agli altri documenti, servirà a comprovare il vostro reclamo.

DEUTSCH

Dieser Ersatzteil Katalog enthält Illustrierungen, Ersatzteil Nummern, Bezeichnungen und die erforderlichen Quantitäten aller Teile für die betreffende Maschine, für die sie bestimmt sind.

BEI BESTELLUNG VON ERSATZTEILEN BEACHTET MAN BITTE SORGFALTIG

"Caterpillar" Maschinen werden von einer in der ganzen Welt verbreiteten Organisation verantwortlicher Händler verkauft und in Betrieb gehalten.

Um Ersatzteile prompt zu erhalten, bestelle man Aufträge mit Ihrem "Caterpillar" Händler, nachdem sicher gemacht wurde, dass die volle Teilnummer, Bezeichnung und Quantität der gewünschten Teile richtig angegeben sind. Bei Bestellung ist es sehr wichtig, dass die Seriennummer der Maschine angegeben ist, für die die Teile bestimmt sind. Im Falle von Maschinen wie "Auto Patrols", "Elevating Graders—Engine Driven" und "Blade Graders—Power Controlled" gebe man beide Seriennummern an, der Nivellier Maschine wie auch des Motors.

Es ist notwendig, in Ihrem Auftrag die genaue und volle Adresse anzugeben, wo hin die Teile zu senden sind. Dieses sollte den Namen, Strassenadresse, Stadt und Land enthalten. Ob die Sendung bei Fracht, Express, Post oder auf anderem Wege vorzuziehen ist, muss klar angegeben werden.

Alle telefonischen und telegrafischen Bestellungen müssen schriftlich bestätigt werden.

Reklamierung über Irrtümer in der Versendung von falschen Teilen oder Unvollständigkeit der Sendung sollten sofort nach Erhalt der Sendung gemacht werden.

WICHTIG

Verantwortlichkeit für Bruch, Verlust oder Beschädigung der Waren endet bei Ablieferung der Sendung an die Transport-Gesellschaft, welche eine Empfangsbestätigung überreicht als Beweis, dass die Sendung in gutem Zustand übernommen wurde.

Wenn irgend etwas von den auf dem Frachtbrief oder Expressquittung aufgeführten Materialien fehlt, zerbrochen oder beschädigt ist, nehme man die Sendung nicht an bis der Transportagent den Verlust oder die Beschädigung auf der Spesenrechnung bezeugt hat.

Man benachrichtige den Agenten der Transport-Gesellschaft sofort und verlange eine Besichtigung. Dies ist unbedingt notwendig. Wenn solches nicht getan wird, werden die Transport-Gesellschaften keine Reklamierung für Verlust oder Schaden anerkennen. Wenn der Agent keine Besichtigung vornimmt, dann sollte eine Bezeugung ausgestellt werden dass der Agent benachrichtigt wurde (an einem bestimmten Tage) aber nicht vorgenommen wurde. Diese Bezeugung, zusammen mit anderen Papieren wird Ihre Reklamierung entsprechend unterstützen.

ESPAÑOL

Este catálogo de piezas contiene grabados, número de piezas, nombres y la cantidad requerida de todas las piezas de repuesto de las máquinas a la cual se refieren.

AL PEDIR PIEZAS SIRVASE LEER CUIDADOSAMENTE

Las máquinas "Caterpillar" se venden y son mantenidas en servicio por una organización mundial de revendedores de confianza.

Para obtener las piezas con prontitud, pase los pedidos al revendedor "Caterpillar", teniendo la certeza de dar detalladamente el número de la pieza, el nombre y la cantidad de ellas que se necesitan. Al pedir, siempre es importante suministrar el número de serie de la máquina para la cual se requieren las piezas. En el caso de las máquinas tales como las "Auto Patrols", "Elevating Graders—Engine Driven" y "Blade Graders—Power Controlled", sírvase dar el número de serie tanto de la separadora como de la unidad de potencia.

Es preciso mencionar en su pedido la dirección completa correcta a la cual se han de embarcar las piezas. Debe incluir el nombre, la dirección de la calle, ciudad o población, y el país. Ya sea que el embarque ha de hacerse por carga, expreso, paquete postal ya sea por otros medios, esto se debe especificar claramente.

Confirme todos los pedidos por teléfono o telégrafo por medio de carta.

Las reclamaciones a causa de errores en el envío de piezas incorrectas o de la falta de embarcar todas las piezas pedidas, se deben hacer inmediatamente al recibo del embarque.

IMPORTANTE

La responsabilidad por roturas, pérdida de mercancías o artículos averiados cesa al hacerse la entrega de las mercaderías a las empresas de transporte, de las cuales se recibe un recibo, mostrando que el embarque fué aceptado por las mismas en buen estado.

Si cualesquiera de los materiales relacionados en el conocimiento de embarque o en el recibo del expreso resultasen con faltas, roturas o averías, no se debe aceptar el embarque hasta que el agente de la compañía de transportes haya efectuado una nota de la falta o de la avería en la cuenta de gastos.

Notifique al agente de la compañía de transportes en seguida y solicite una inspección. Este es un punto absolutamente necesario. A menos que se haga eso, las empresas de transporte no tomarán en consideración la reclamación por pérdidas o averías. Si el agente no efectuase una inspección, entonces se debe hacer una declaración certificada en el sentido de que tal agente fue notificado (en cierta fecha) y que dejó de hacerla. Dicha declaración certificada, en unión de otros documentos, comprobará debidamente su reclamación.

PORTUGUÊS

Este catalogo de peças incluye gravuras, numero das peças, nomes e a quantidade requerida de todas as peças sobressalente da maquina a qual se referem.

ANTES DE ORDENAR QUALQUER PEÇA LEIA DETIDAMENTE

As maquinas "Caterpillar" vendem-se e são conservadas afinadas por uma organização mundial de revendedores de confiança.

Para obter as peças sobressalentes com rapidez, envie o pedido ao revendedor da "Caterpillar", depois de comprovar ter fornecido, detalhadamente, o numero, o nome e a quantidade das peças que necessita. Os pedidos devem incluir o numero de serie da maquina para a qual se necessitam as peças. No caso das maquinas "Auto Patrols", "Elevating Graders—Engine Driven" e "Blade Graders—Power Controlled", é conveniente dar o numero de serie tanto da niveladora como da unidade força.

É preciso mencionar no seu pedido a direção completa e correcta para a qual deverão ser dirigidas as peças. Deve incluir-se o numero, os nomes da rua, si da cidade ou da povoação e do Paiz. Estas informações, especificadas claramente, são indispensaveis tanto para a expedição por carga, expreso, encomenda postal como por qualquer outra via.

Confirme por escrito todos os pedidos feitos por telefone ou telegrafo.

As reclamações provocadas pela remessa de peças diferentes ou pela falta d'algumas peças requisitadas, devem ser efectuadas imediatamente depois da recepção da encomenda.

IMPORTANTE

A responsabilidade por roturas, extravio da mercadoria ou avaria dos artigos cessa ao fazer-se a entrega das encomendas ás empresas de transporte, das quaes se obtem um recibo, demonstrativo da encomenda ter sido aceite, pelas mesmas, em bom estado.

Se quaesquer dos artigos relacionados na guia de embarque ou no recibo do expreso, resultarem deteriorado, a encomenda só deve ser aceite depois do agente da companhia de transporte registar a falta ou a avaria na conta dos gastos.

Notifique o agente da companhia de transportes imediatamente e solicite uma inspeção. Esta formalidade é absolutamente necessaria. A falta de cumprimento desta formalidade levará as companhias de transporte a não tomar em consideração a reclamação por perdas ou avarias. Se o agente não efectuar a inspeção, faça-se uma declaração com testemunhas, reconhecida por Notario, na qual se mencionará que o tal agente foi notificado (indique-se a data) e que não a realizou. Esta declaração com testemunhas e reconhecida por Notario, juntamente com outros documentos, comprovará devidamente a sua reclamação.

INDEX



Name	Page
Air Cleaner	11-12-13 & 105
Air Cleaner—Starting Engine	56
Air Cleaner Inlet Pipe Extension.....	104
Battery and Box	125
Belt Pulley Drive	126-127
Bracket—Trailer Patrol Hand Control	111
Brakes and Brake Control	66
Breather	31
Breather—Starting Engine	45
Bumper—Front	101
Cab	112-113
Camshaft and Governor	15
Camshaft and Governor—Starting Engine.....	47
Canopy Top	114
Carburetor—Starting Engine	56-57-58
Carburetor Changeover—Starting Engine	105
Check Breaker	101
Clutch—Flywheel	67
Clutch—Steering	68-69
Clutch and Starter Pinion—Starting Engine.....	60-61
Clutch Housing—Starting Engine	59
Connecting Rod and Piston.....	23 to 30
Connecting Rod and Piston—Starting Engine.....	47
Control—Brake—Rear Seat	116
Control—Carburetor Choke—Starting Engine	58
Control—Clutch and Starter Pinion—Starting Engine.....	62-63
Control—Flywheel Clutch	66
Control—Flywheel Clutch—Rear Seat	116
Control—Fuel Pump and Governor.....	40-41
Control—Gear Shift	70-71
Control—Gear Shift—Rear Seat	117
Control—Governor—Starting Engine	59
Control—Steering Clutch	70-71
Control—Steering Clutch—Rear Seat	117
Crank—Hand	31
Crank—Starting—Starting Engine	45
Crankshaft	20-21-22
Crankshaft—Starting Engine	46
Crankshaft Bearings	23
Curtain—Radiator	95
Curtains—Canopy	114
Cylinder Block and Covers.....	18-19
Cylinder Block, Cylinder Head and Valve Mechanism—Starting Engine.....	48 to 51
Cylinder Head and Valve Mechanism.....	16-17
Drawbar	65 & 97
Fan	9
Fan Idler Gear	10
Fenders and Platform	65
Filter—Fuel	37
Filter—Oil	34-35
Final Drive	75 to 79
Foot Rest—Rear Seat	118
Frame—Track Roller	82-83
Fuel Injection System	38-39
Fuel System—Starting Engine	55

INDEX (Continued)

Name	Page
Gauge—Fuel and Oil Pressure	37
Gears—Special	102-103
Generator—Lighting	124-125
Governor	15
Governor—Starting Engine	47
Guard—Crankcase	98-99
Guard—Engine Side	99
Guard—Radiator	96
Guards—Track Roller Frame	83-84
Hood	64 & 108-109
Hook—Front Pull	100
Hour Meter	115
Idler—Front	74
Ignition System—Starting Engine	52 to 55
Lighting System	120 to 123
Magneto—Starting Engine	52 to 55
Manifold and Air Cleaner—Starting Engine	56-57-58
Manifolds	14
Muffler	106
Odometer	107
Oil Lines	32-33
Piston	23 to 27
Piston—Starting Engine	47
Platform	65
Power Take-off	119 & 128 to 132
Pump—Fuel Transfer	42
Pump—Oil	36
Pump—Water	10
Radiator	9
Roller—Track	87
Roller—Track Carrier	84-85-86
Seat	63
Seat—Rear	115 to 118
Seat—Side	110-111
Seat—Wide	112-113
Spark Arrester	106
Spring Equalizer	89 & 95
Starter Pinion—Starting Engine	60-61
Tank—Fuel	43
Tool Box—Rear Seat	118
Tools	134
Track	80-81
Transfers	133
Transmission	72
Transmission Case and Covers	73
Valve Mechanism	16-17
Valve Mechanism—Starting Engine	48 to 51
Water Line—Starting Engine	44
Water Lines	11
Wide Gauge	88 to 95

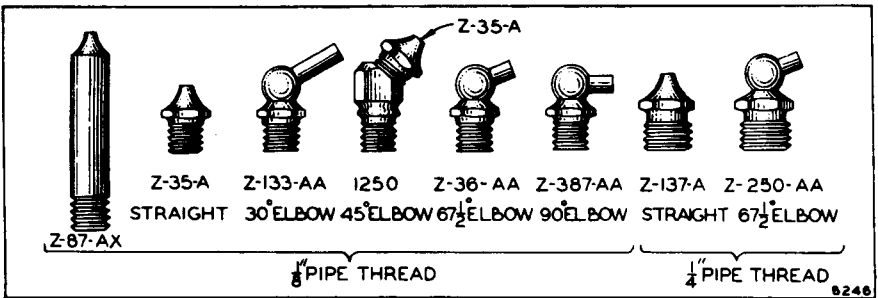
IMPORTANT

When ordering Alemite Fittings, it is important to consult the two illustrations below.

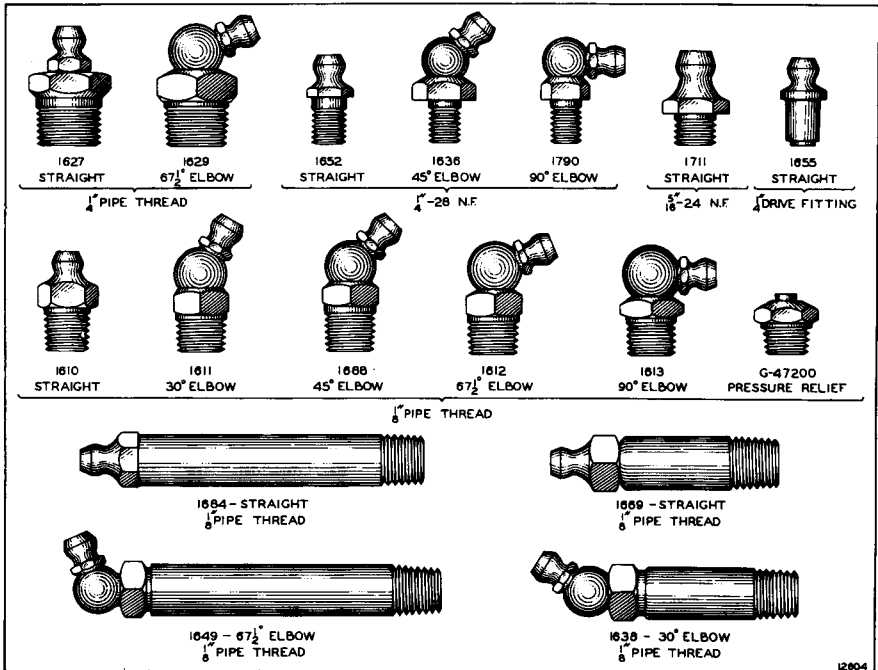
Two types of Alemite Compressors and Fittings have been used. Throughout this catalog one or the other type of Fittings is illustrated.

In some instances, Fittings actually used on a machine may not correspond with the type shown in this catalog.

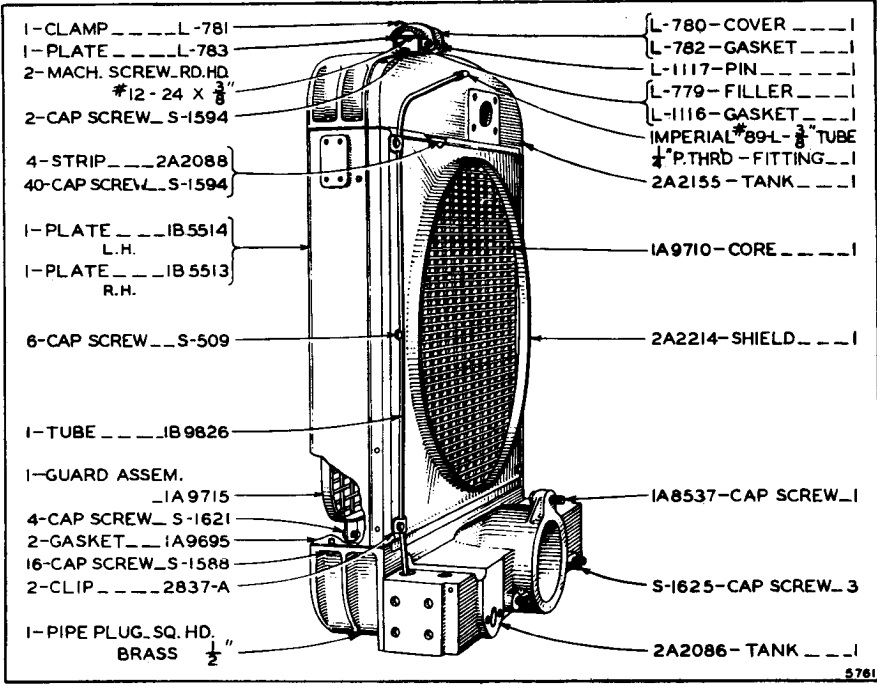
Before ordering fittings by the numbers shown in the group drawings, refer to the illustrations below and select the number for the style of Fitting which corresponds to that actually used on the machine.



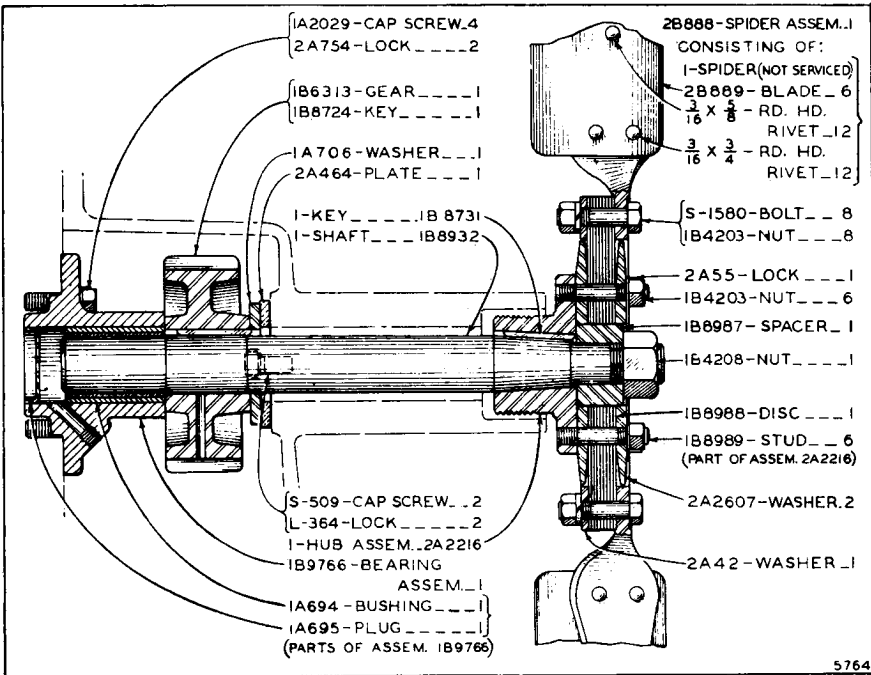
FOR USE WITH AUTOMATIC COMPRESSORS



FOR USE WITH HYDRAULIC COMPRESSORS

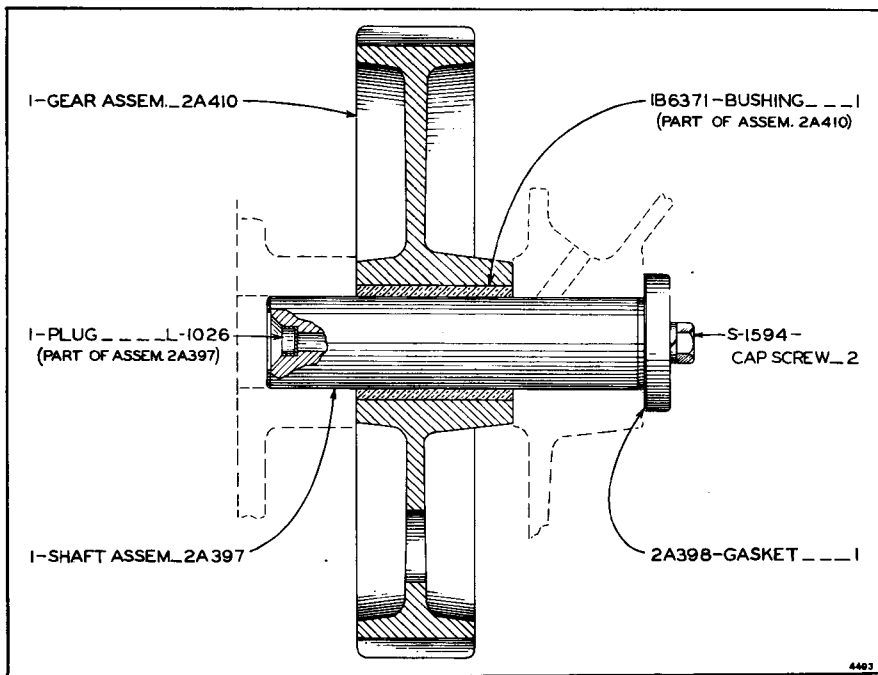


IB9877 RADIATOR GROUP

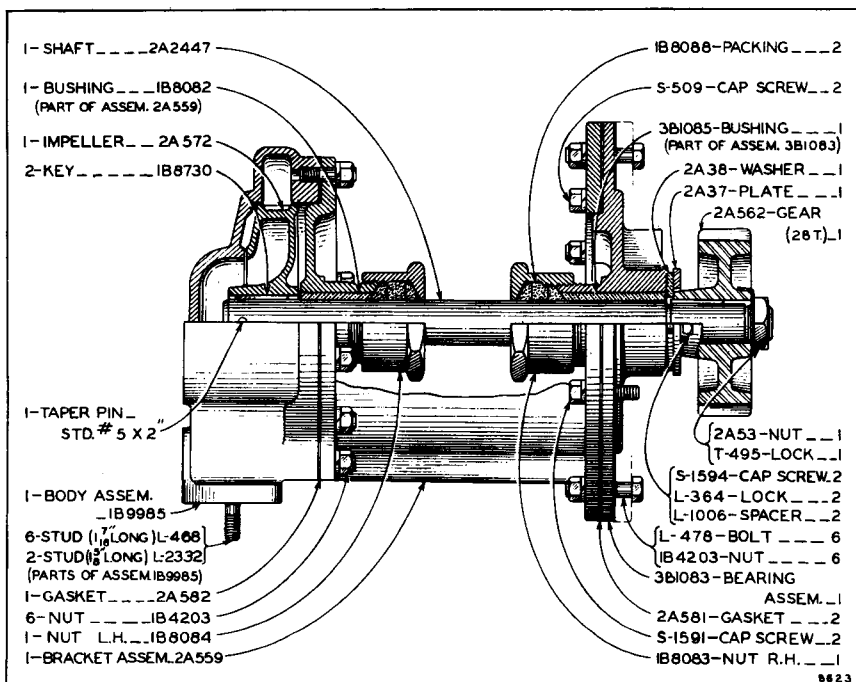


FAN

ALWAYS GIVE MACHINE NUMBER WHEN ORDERING PARTS

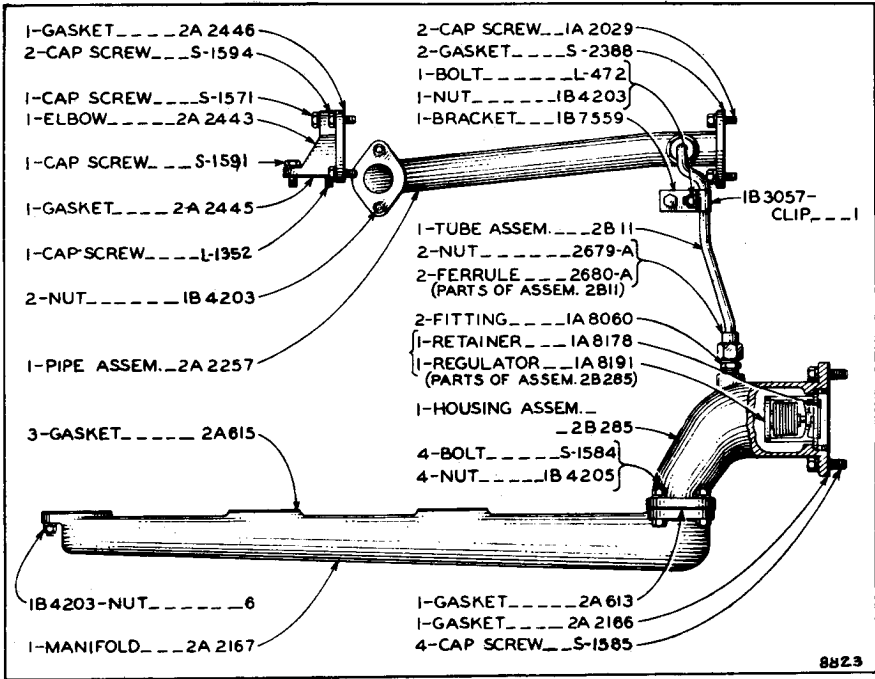


FAN IDLER GEAR

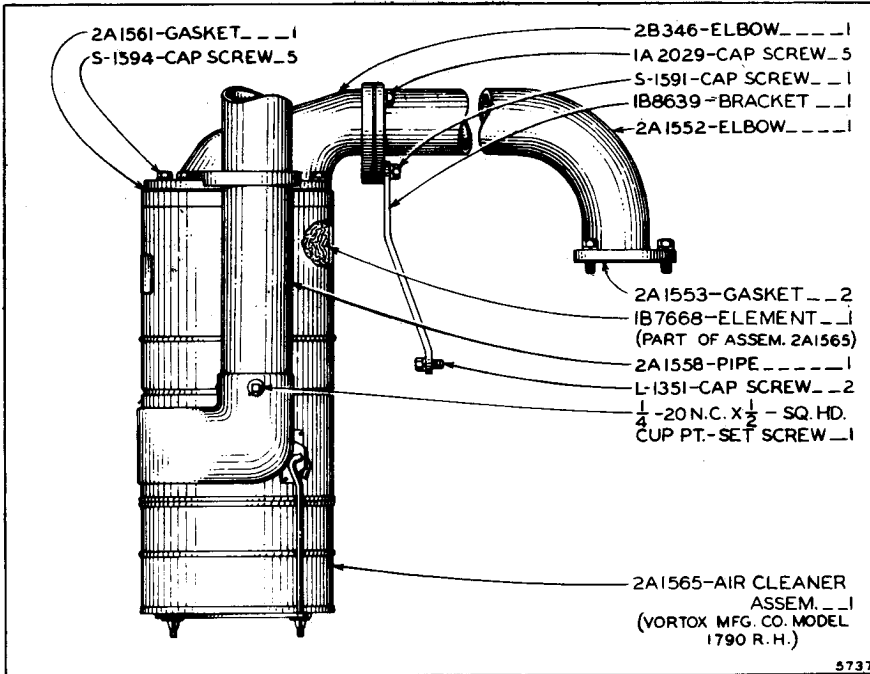


WATER PUMP

ALWAYS GIVE MACHINE NUMBER WHEN ORDERING PARTS

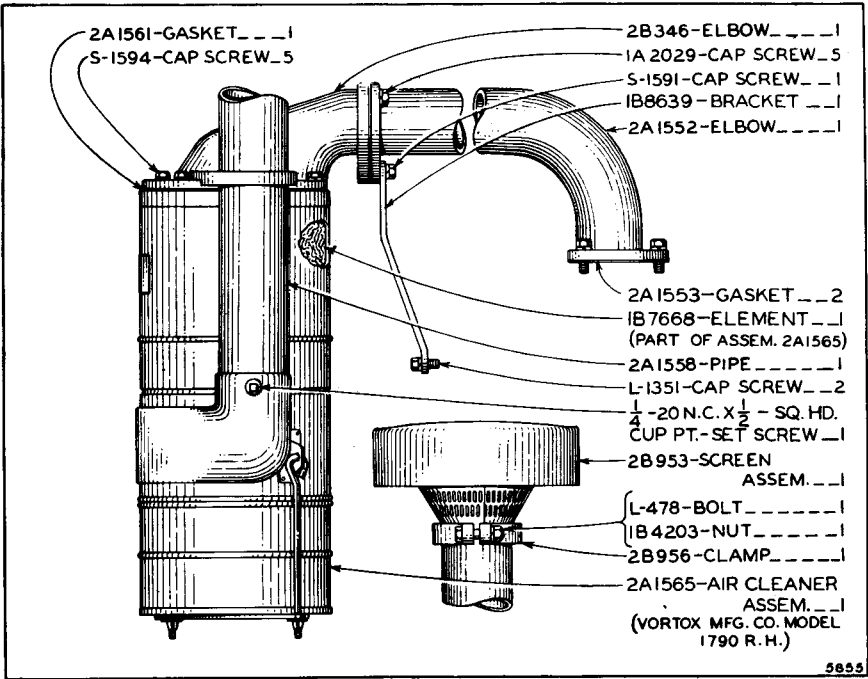


WATER LINES

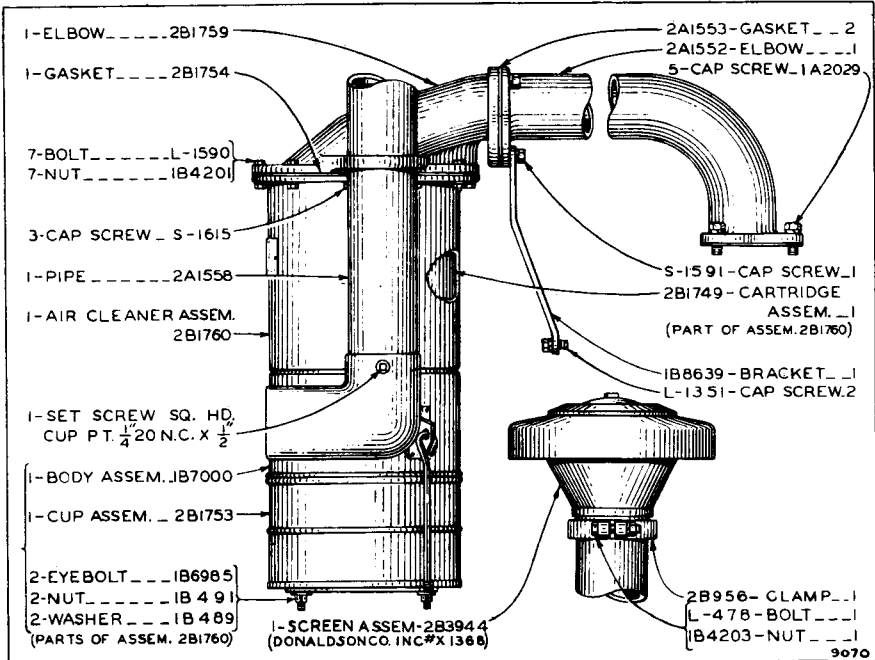


AIR CLEANER
 (Machines 6E1 to 6E155 Inclusive)

ALWAYS GIVE MACHINE NUMBER WHEN ORDERING PARTS

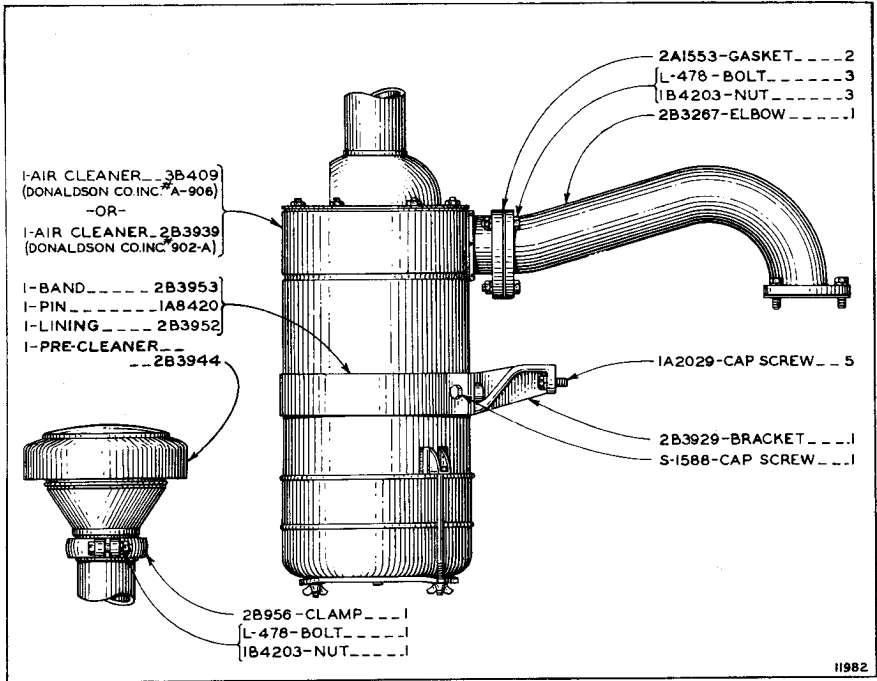


AIR CLEANER
(Machines 6E156 to 6E500 Inclusive)

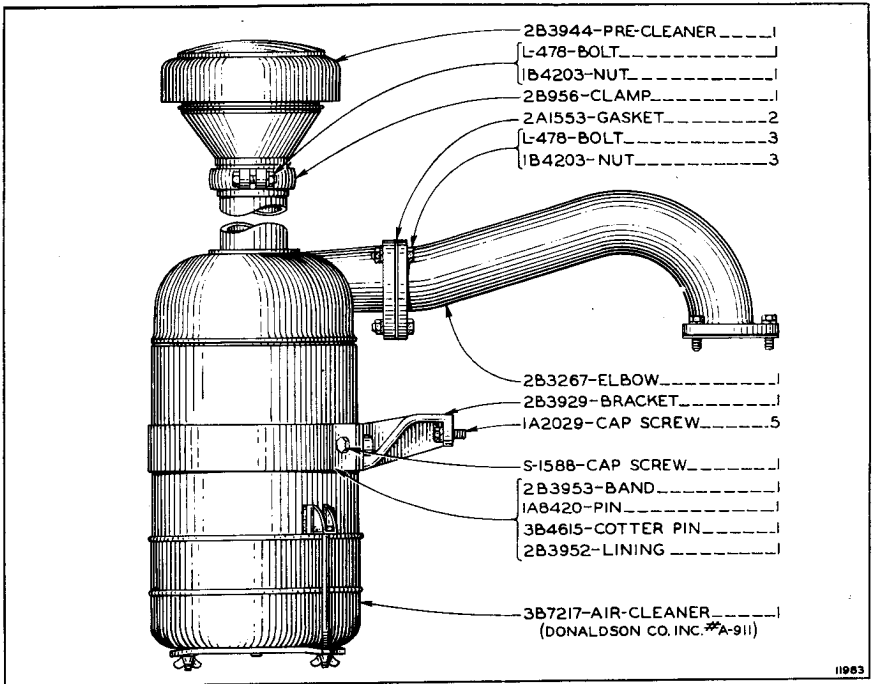


AIR CLEANER
(Machines 6E501 to 6E1352 Inclusive)

ALWAYS GIVE MACHINE NUMBER WHEN ORDERING PARTS

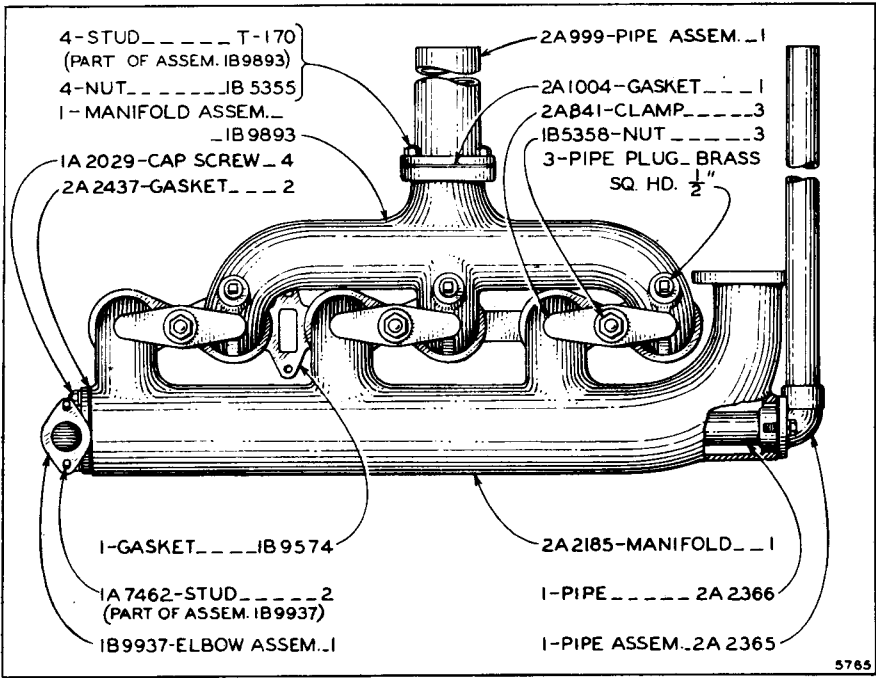


AIR CLEANER (First Type)
 (Effective with Machine 6E1353)

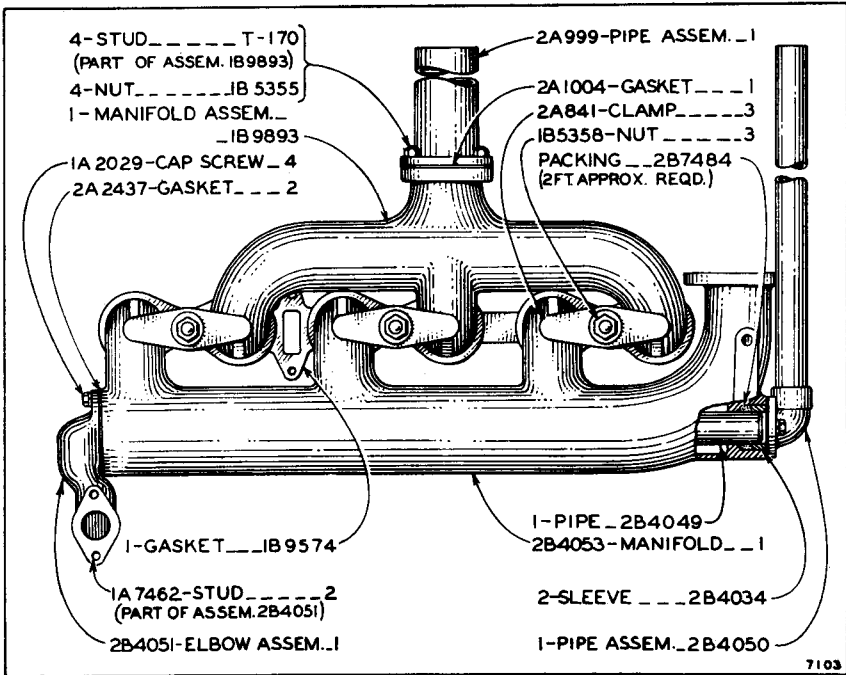


AIR CLEANER (Second Type)
 (Effective with Machine 6E1353)

ALWAYS GIVE MACHINE NUMBER WHEN ORDERING PARTS

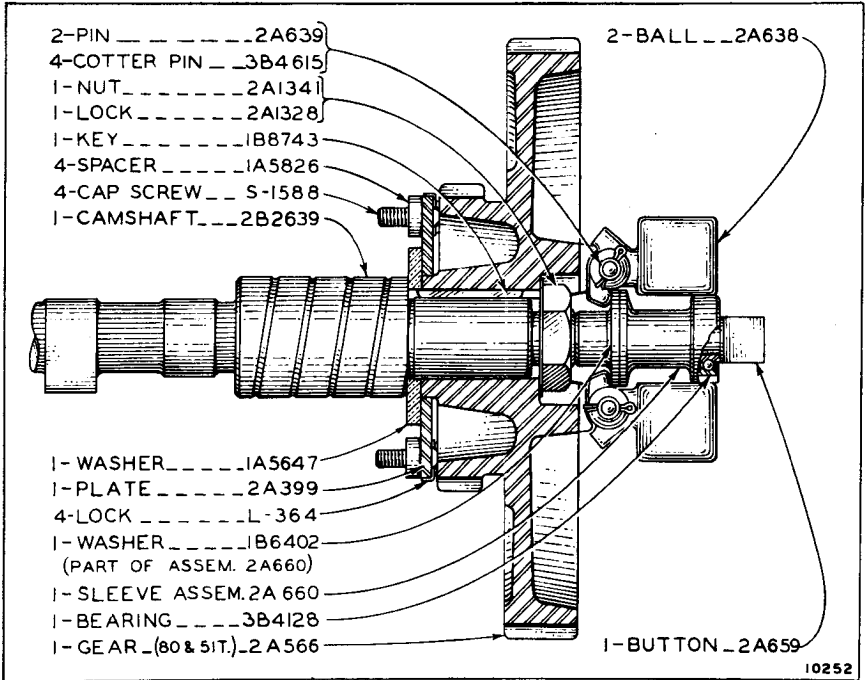


MANIFOLDS
(Machines 6E1 to 6E1770 Inclusive)

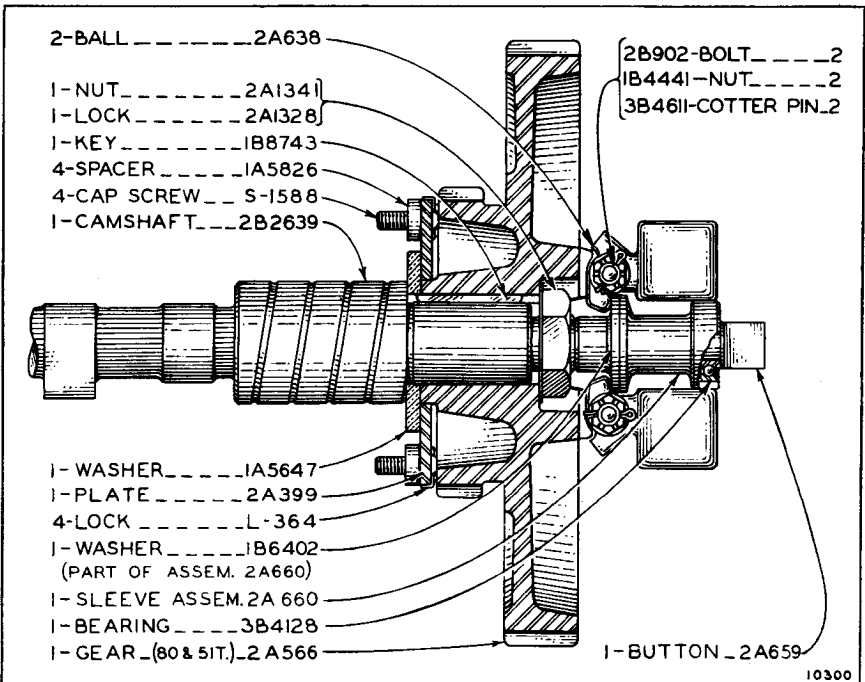


MANIFOLDS
(Effective with Machine 6E1771)

ALWAYS GIVE MACHINE NUMBER WHEN ORDERING PARTS

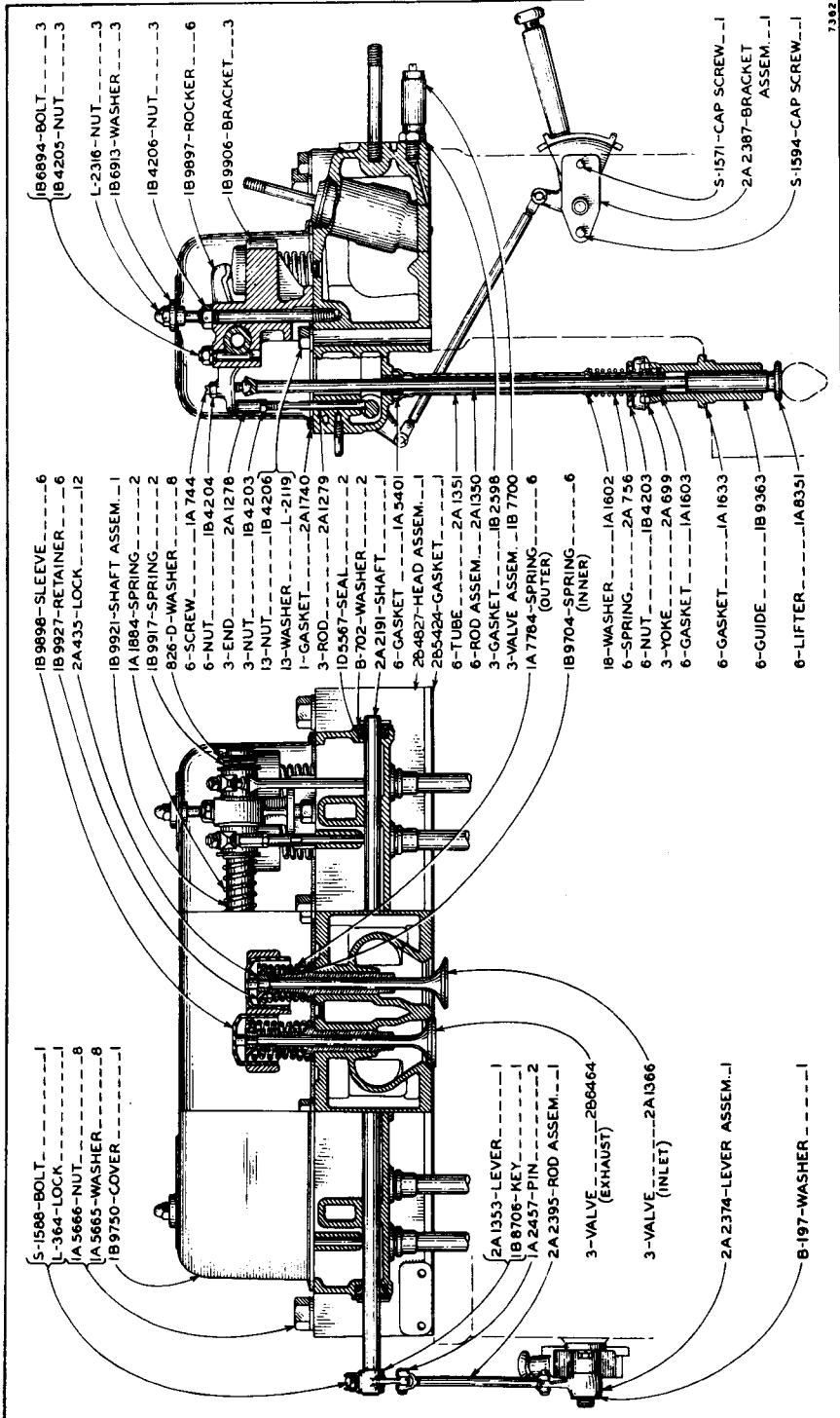


CAMSHAFT AND GOVERNOR
 (Machines 6E1 to 6E37 Inclusive)



CAMSHAFT AND GOVERNOR
 (Effective with Machine 6E38)

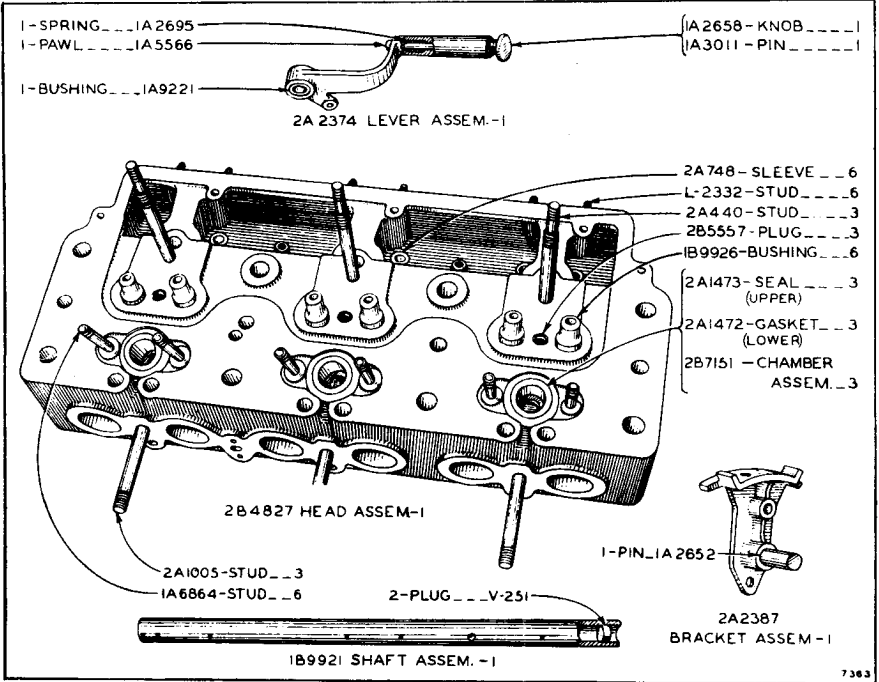
ALWAYS GIVE MACHINE NUMBER WHEN ORDERING PARTS



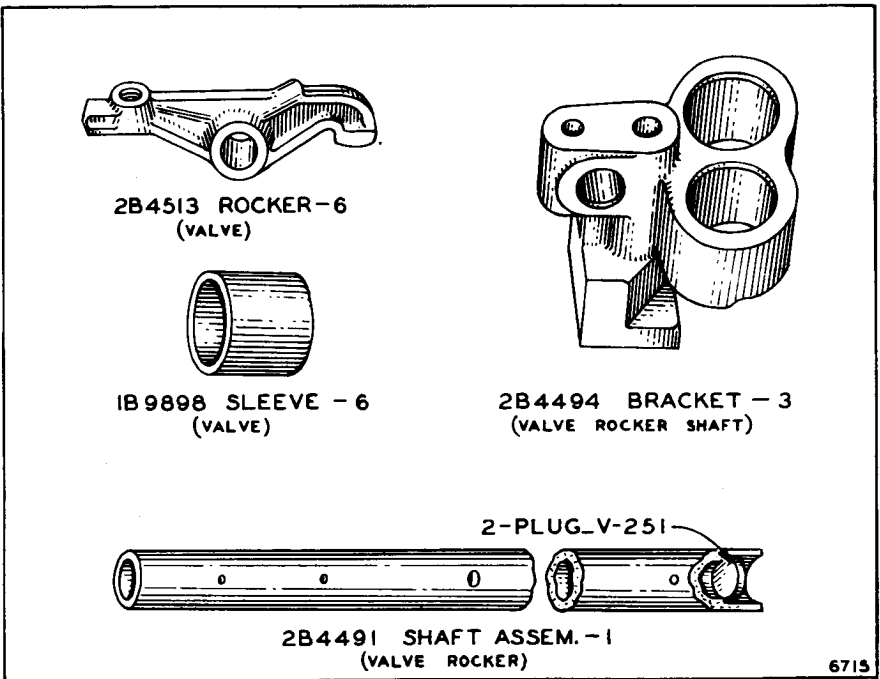
7382

CYLINDER HEAD AND VALVE MECHANISM

ALWAYS GIVE MACHINE NUMBER WHEN ORDERING PARTS

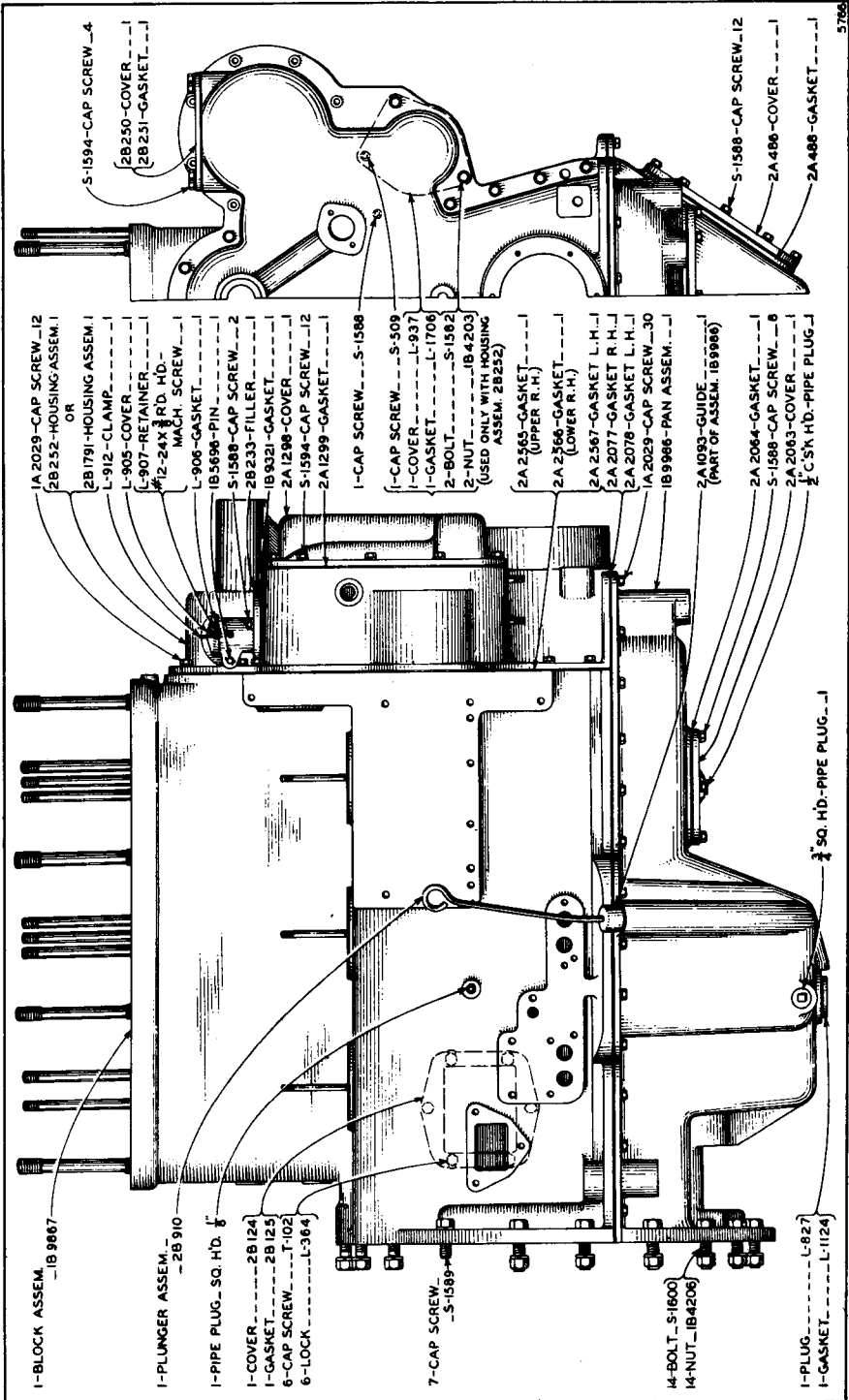


CYLINDER HEAD AND VALVE MECHANISM ASSEMBLIES



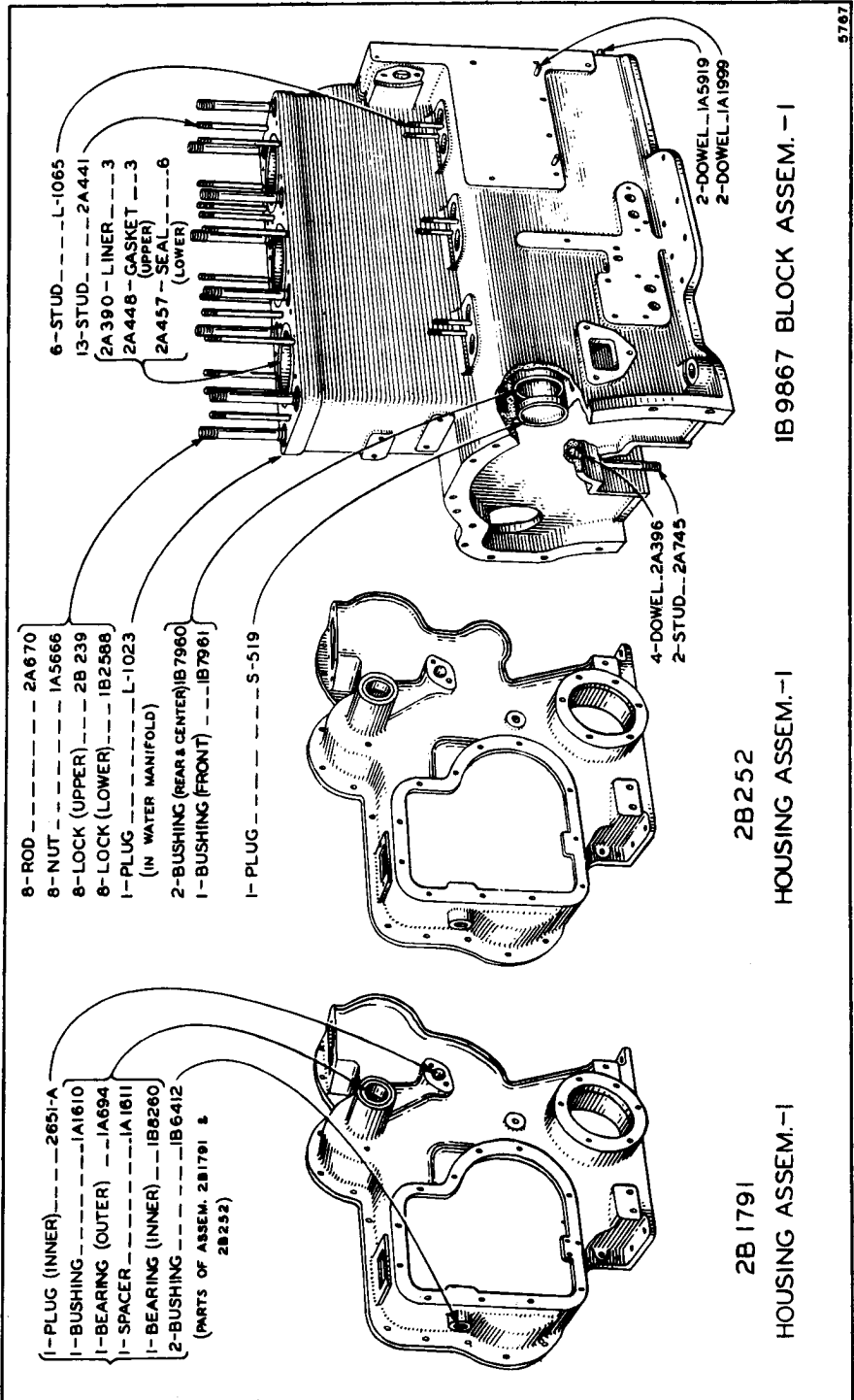
2B4568 VALVE ROCKER GROUP (Field Changeover)
 (Machines 6E1 to 6E962 Inclusive)

ALWAYS GIVE MACHINE NUMBER WHEN ORDERING PARTS



CYLINDER BLOCK AND COVERS

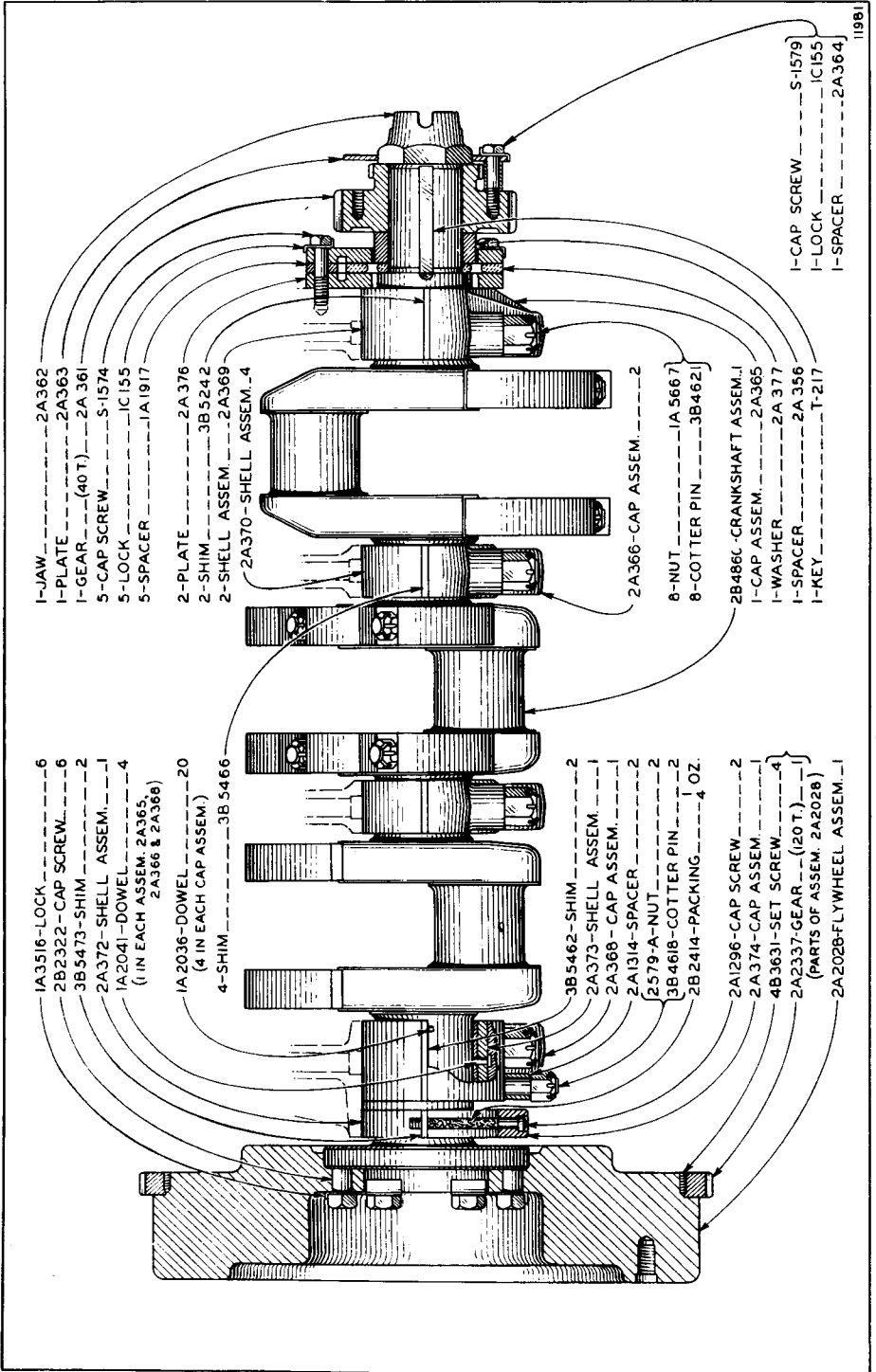
ALWAYS GIVE MACHINE NUMBER WHEN ORDERING PARTS



5767

CYLINDER BLOCK AND COVER ASSEMBLIES

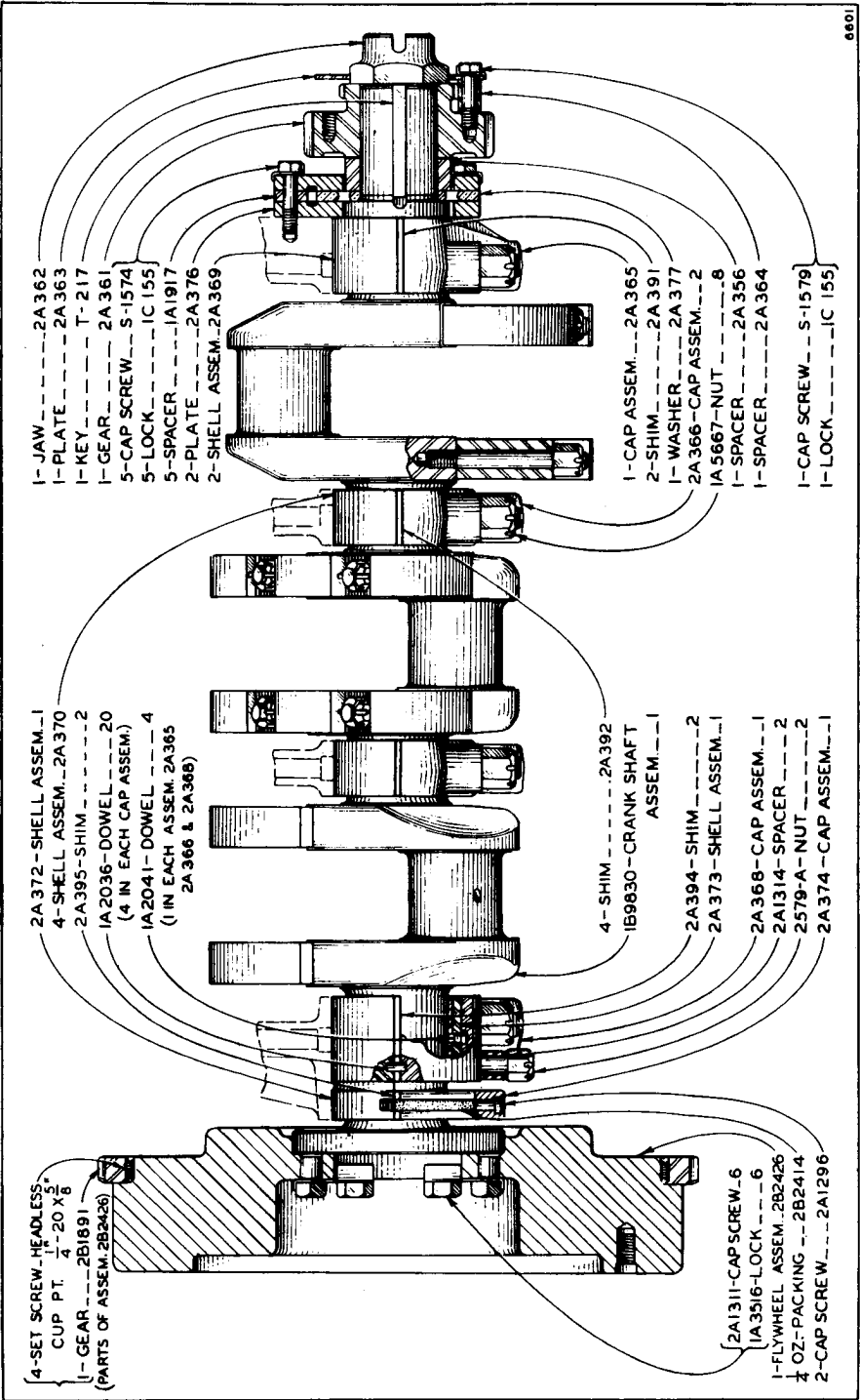
ALWAYS GIVE MACHINE NUMBER WHEN ORDERING PARTS



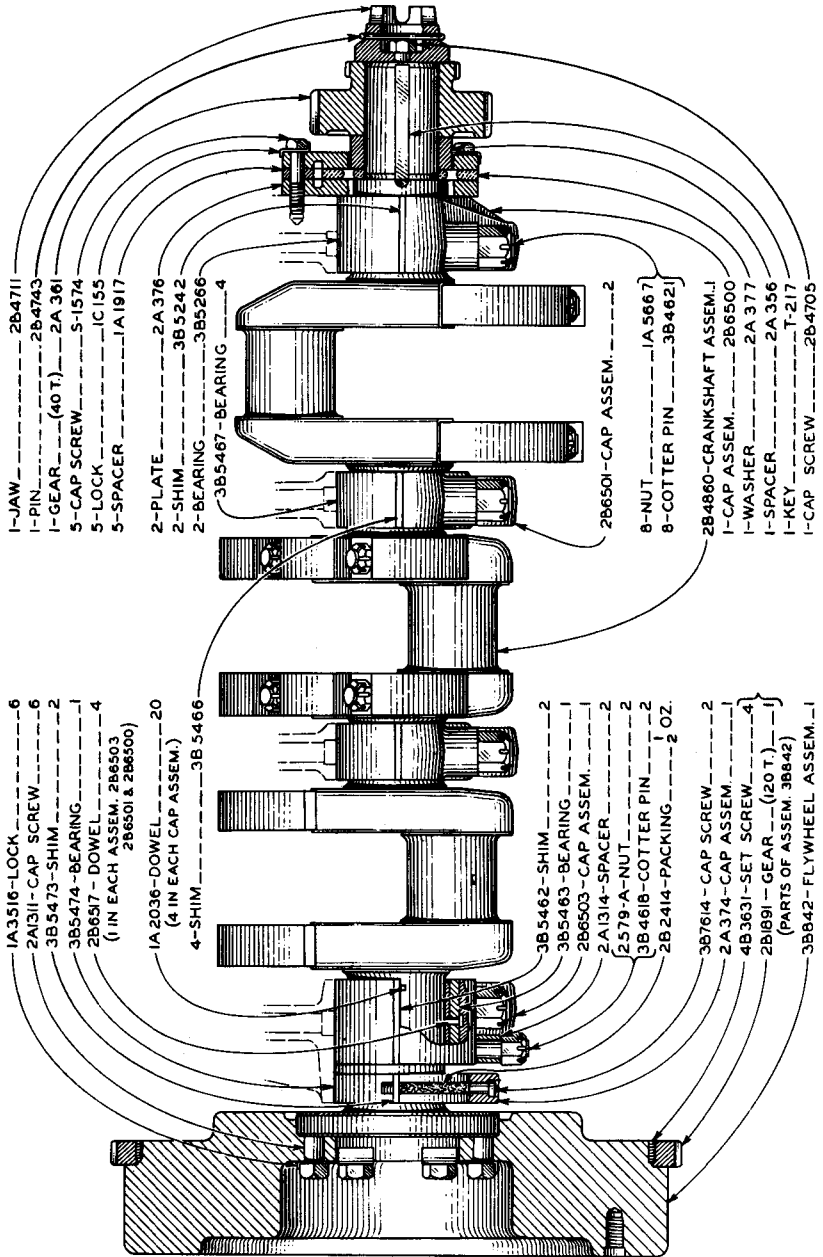
11981

CRANKSHAFT
(Machines 6E1 to 6E903 Inclusive)

ALWAYS GIVE MACHINE NUMBER WHEN ORDERING PARTS



ALWAYS GIVE MACHINE NUMBER WHEN ORDERING PARTS



1-1-JAW ----- 2B4711

1-PIN ----- 2B4743

1-GEAR ----- (40 T) ----- 2A 361

5-CAP SCREW ----- S-1574

5-LOCK ----- IC155

5-SPACER ----- IA 1917

2-PLATE ----- 2A 376

2-SHIM ----- 3B 5242

2-BEARING ----- 3B5266

3B5467-BEARING ----- 4

2B6501-CAP ASSEM. ----- 2

8-NUT ----- IA 5667

8-COTTER PIN ----- 3B4621

2B4860-CRANKSHAFT ASSEM. I

1-CAP ASSEM. ----- 2B6500

1-WASHER ----- 2A 377

1-SPACER ----- 2A 356

1-KEY ----- T-217

1-CAP SCREW ----- 2B4705

1A3516-LOCK ----- 6

2A1311-CAP SCREW ----- 6

3B 5473-SHIM ----- 2

3B5474-BEARING ----- 1

2B6517-DOWEL ----- 4

(1 IN EACH ASSEM. 2B6503

2B6501 & 2B6500)

1A 2036-DOWEL ----- 20

(4 IN EACH CAP ASSEM.)

4-SHIM ----- 3B 5466

3B 5462-SHIM ----- 2

3B5463-BEARING ----- 1

2B6503-CAP ASSEM. ----- 1

2A1314-SPACER ----- 2

2579-A-NUT ----- 2

3B 4618-COTTER PIN ----- 2

2B2414-PACKING ----- 2 OZ.

3B7614-CAP SCREW ----- 2

2A 374-CAP ASSEM. ----- 1

4B 3631-SET SCREW ----- 4

2B1891-GEAR ----- (20 T.) ----- 1

(PARTS OF ASSEM. 3B842)

3B842-FLYWHEEL ASSEM. ----- 1

(7115)

CRANKSHAFT
(Effective with Machine 6E1983)

ALWAYS GIVE MACHINE NUMBER WHEN ORDERING PARTS

2B5378 Crankshaft Bearing Replacement Group (Line Reamed)
 (For use with standard Crankshaft)

Consists of:

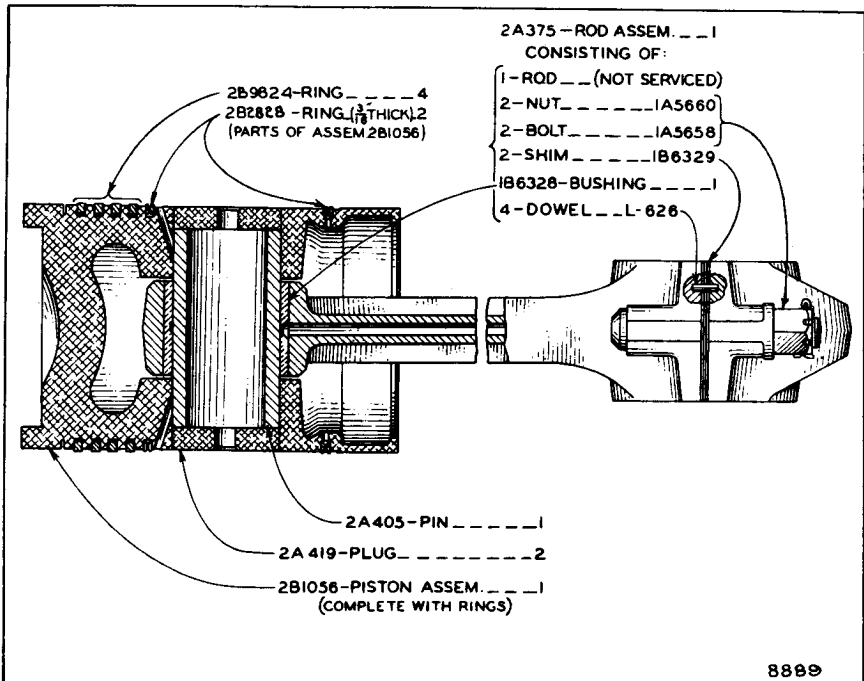
Complete set of Bearings and Shims as shown with standard Crankshaft.

2B9515 Crankshaft Bearing Replacement Group (Line Reamed)
 (For use with .050 undersize Crankshaft)

Consists of:

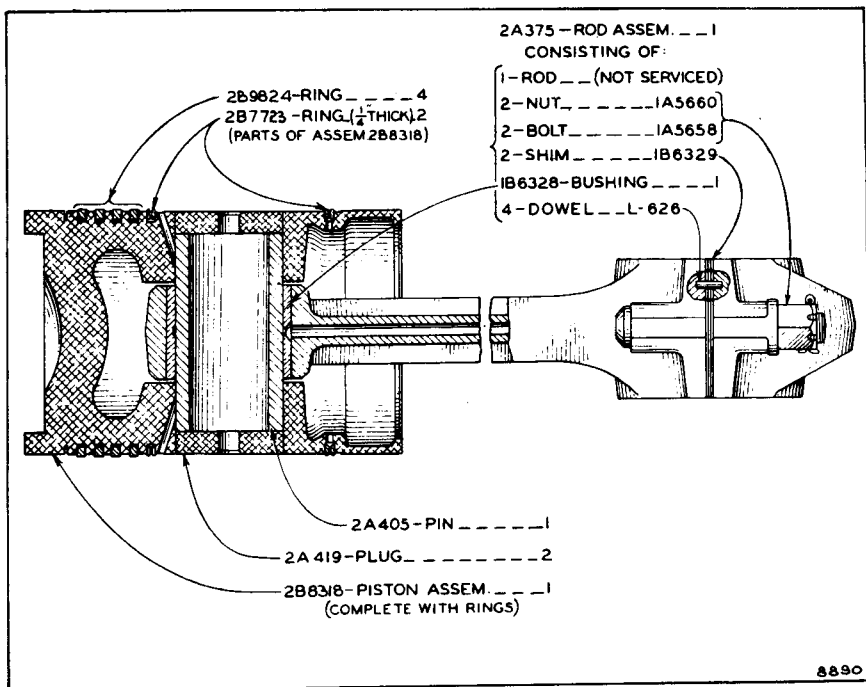
- | | | |
|---|------------|--------------------------------------|
| 1 | 2B9726 | End Cap Assem.-Cylinder Block Rear |
| 1 | oz. 2B2414 | Packing |
| 1 | 3B5697 | Bearing-Rear Lower |
| 1 | 3B5696 | Bearing-Rear Upper |
| 2 | 3B5694 | Bearing-Intermediate Lower |
| 2 | 4B140 | Bearing-Intermediate Upper |
| 1 | 3B5693 | Bearing-Front Lower |
| 1 | 4B139 | Bearing-Front Upper |
| 2 | 3B5536 | Shim-Front Bearing |
| 4 | 3B5537 | Shim-Intermediate Bearing |
| 2 | 3B5539 | Shim-Rear Bearing |
| 2 | 3B5540 | Shim-Cylinder Block Rear End Bearing |

10500

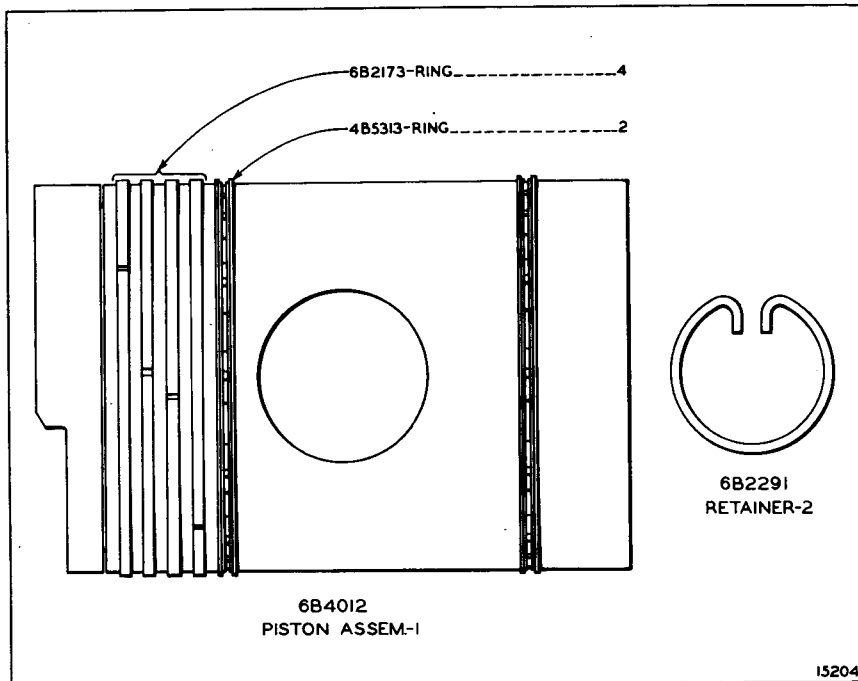


CONNECTING ROD AND PISTON (3 Groups Req'd.)
 (Machines 6E1 to 6E222 Inclusive)

ALWAYS GIVE MACHINE NUMBER WHEN ORDERING PARTS

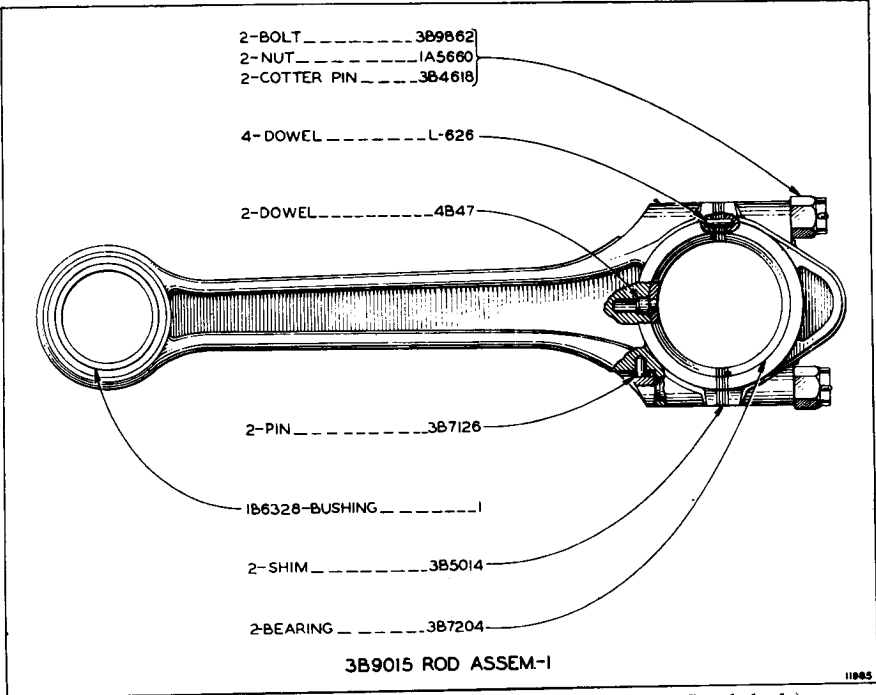


CONNECTING ROD AND PISTON (3 Groups Req'd.)
 (Used for replacement on Machines 6E1 to 6E222 Inclusive)

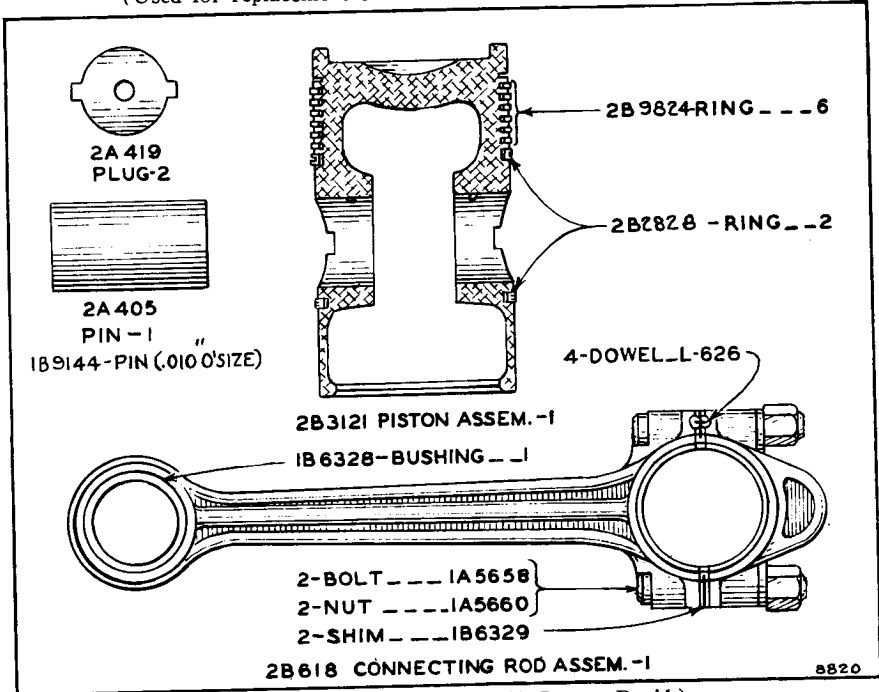


PISTON ASSEMBLY
 (Used for replacement on Machines 6E1 to 6E222 Inclusive)

ALWAYS GIVE MACHINE NUMBER WHEN ORDERING PARTS

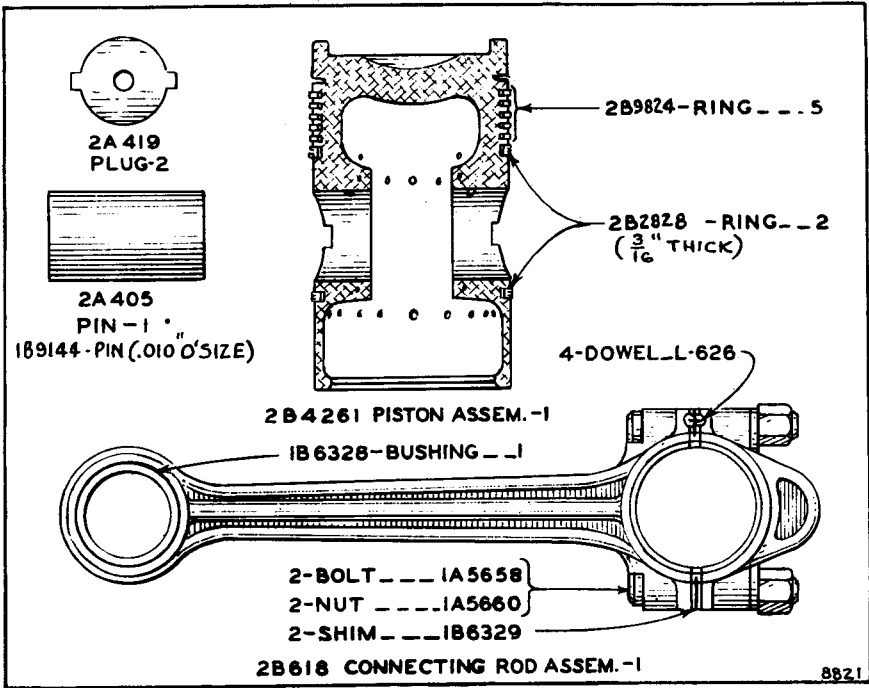


CONNECTING ROD ASSEMBLY (For use with .050 Undersize Crankshaft)
 (Used for replacement on Machines 6E1 to 6E22 Inclusive)

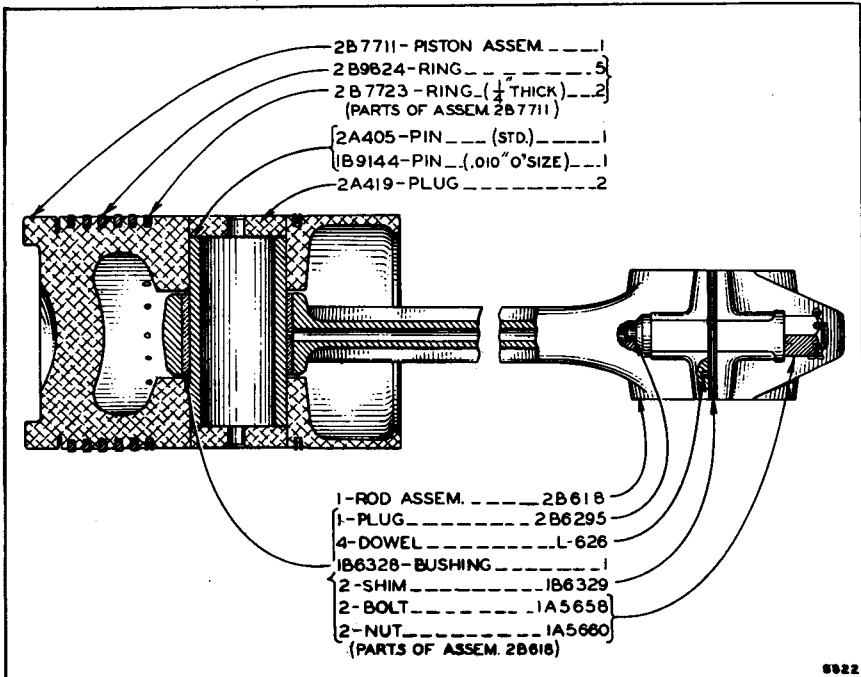


CONNECTING ROD AND PISTON (3 Groups Req'd.)
 (Machines 6E223 to 6E1437 Inclusive)

ALWAYS GIVE MACHINE NUMBER WHEN ORDERING PARTS

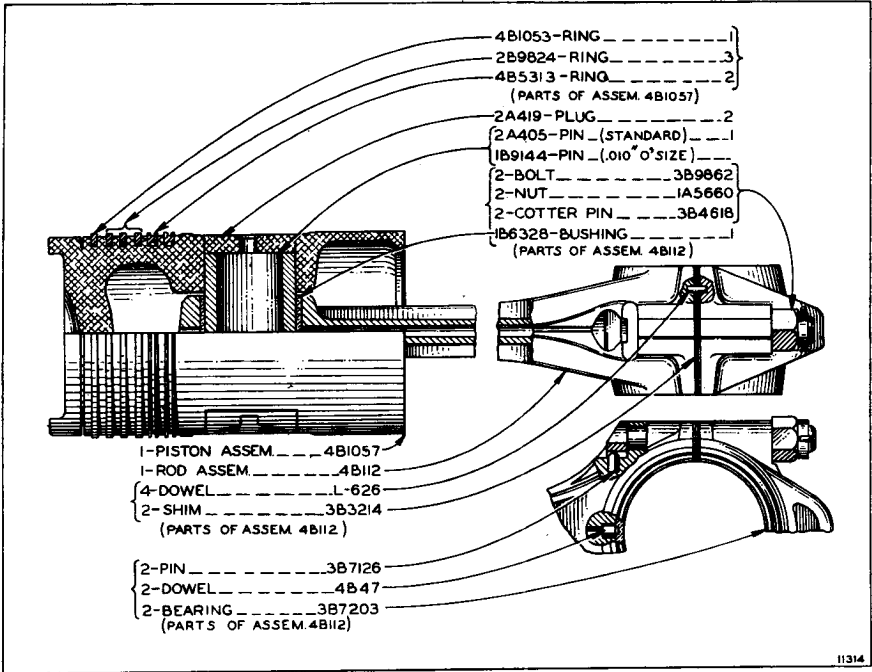


CONNECTING ROD AND PISTON (3 Groups Req'd.)
(Effective with Machine 6E1438)

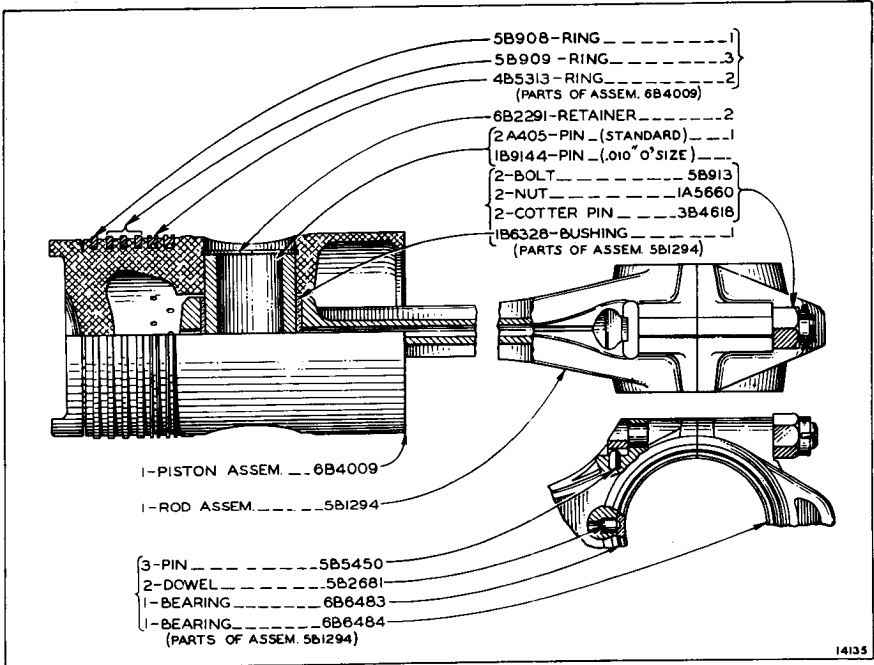


CONNECTING ROD AND PISTON (3 Groups Req'd.)
(Used for replacement on Machines 6E223 & up)

ALWAYS GIVE MACHINE NUMBER WHEN ORDERING PARTS

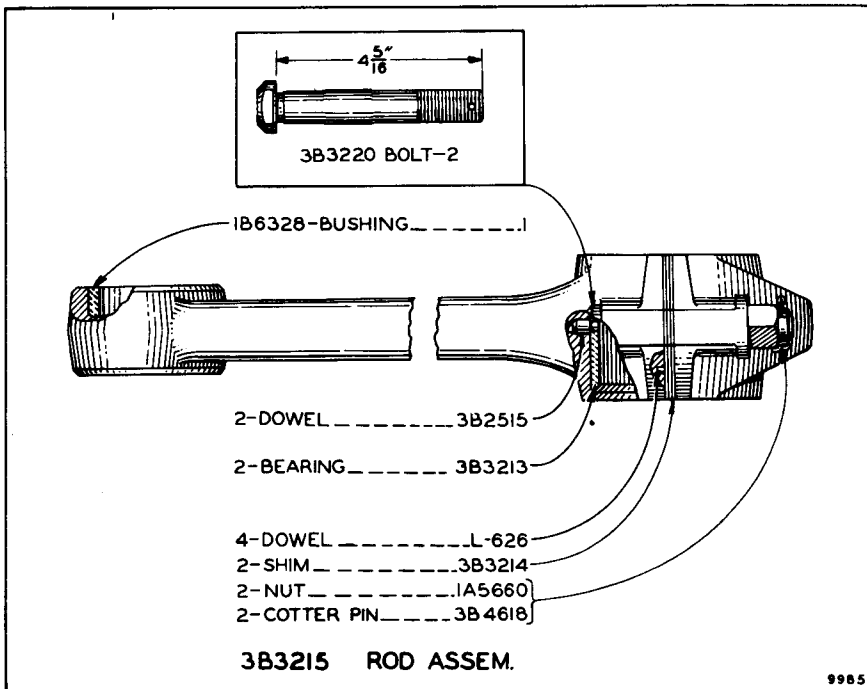


CONNECTING ROD AND PISTON (3 Groups Req'd.)
 (Used for replacement on Machines 6E223 & up)

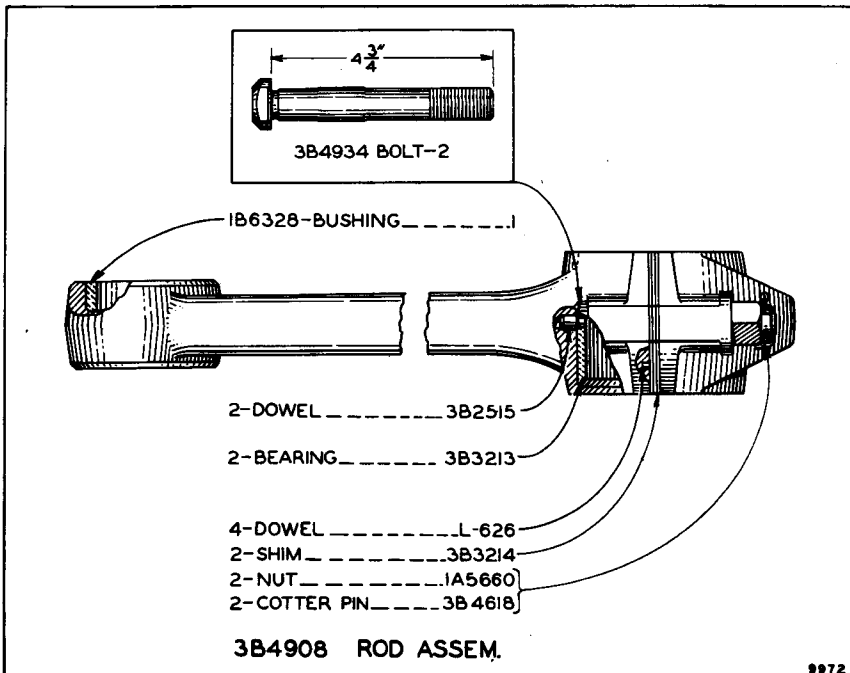


CONNECTING ROD AND PISTON (3 Groups Req'd.)
 (Used for replacement on Machines 6E223 & up)

ALWAYS GIVE MACHINE NUMBER WHEN ORDERING PARTS

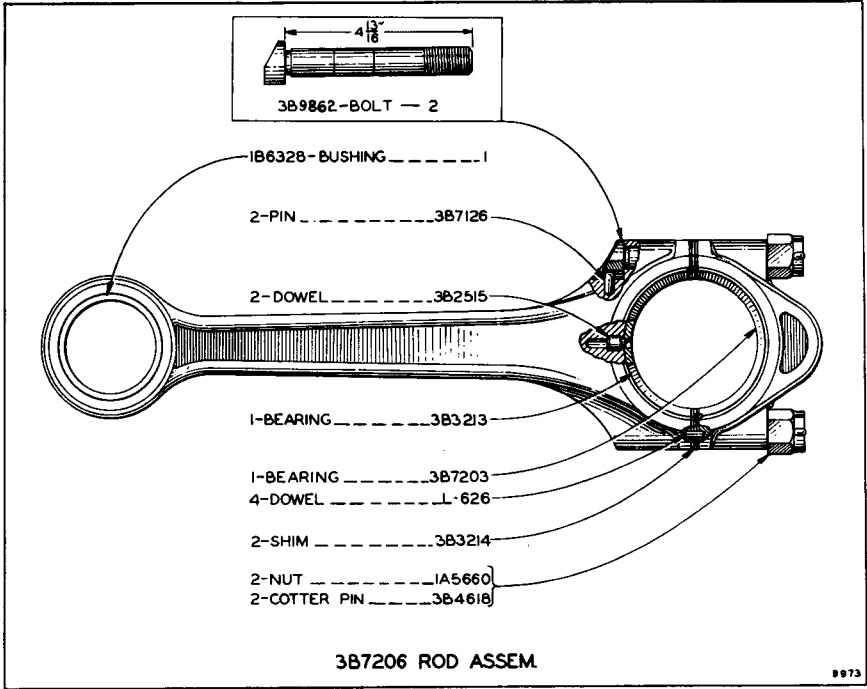


CONNECTING ROD ASSEMBLY (For use with Standard Crankshaft)
(Used for replacement on Machines 6E223 & up)

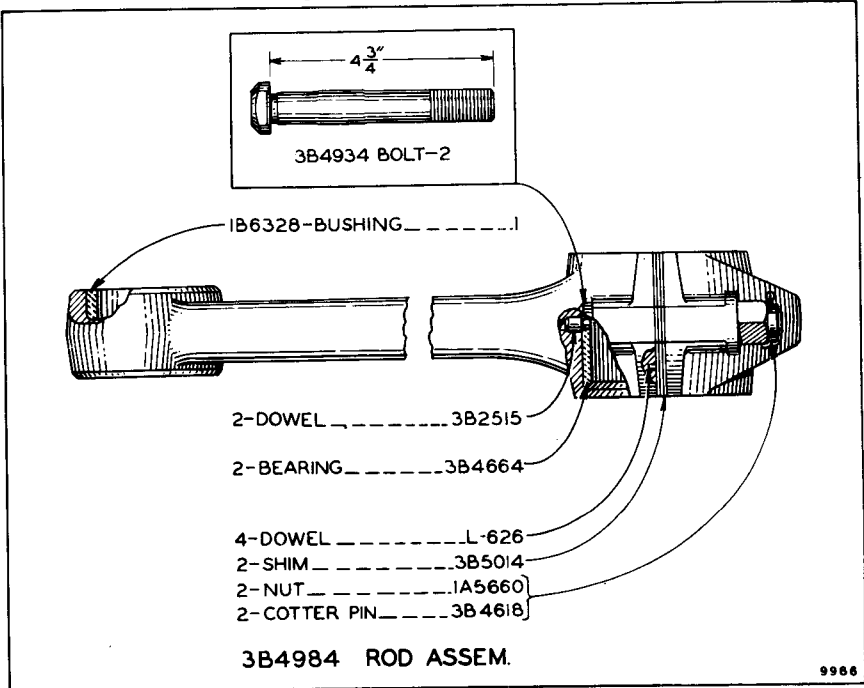


CONNECTING ROD ASSEMBLY (For use with Standard Crankshaft)
(Used for replacement on Machines 6E223 & up)

ALWAYS GIVE MACHINE NUMBER WHEN ORDERING PARTS

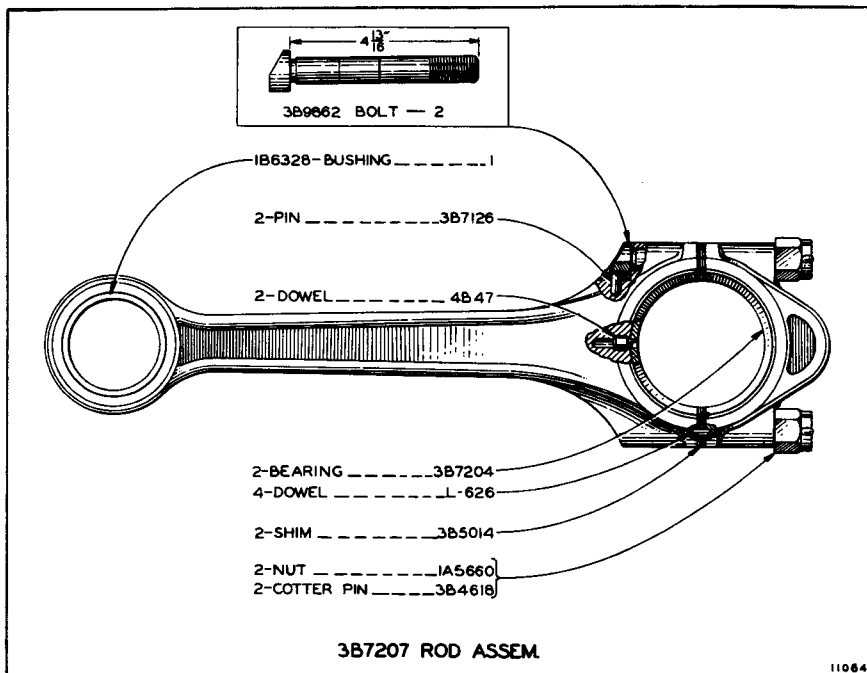


CONNECTING ROD ASSEMBLY (For use with Standard Crankshaft)
(Used for replacement on Machines 6E223 & up)

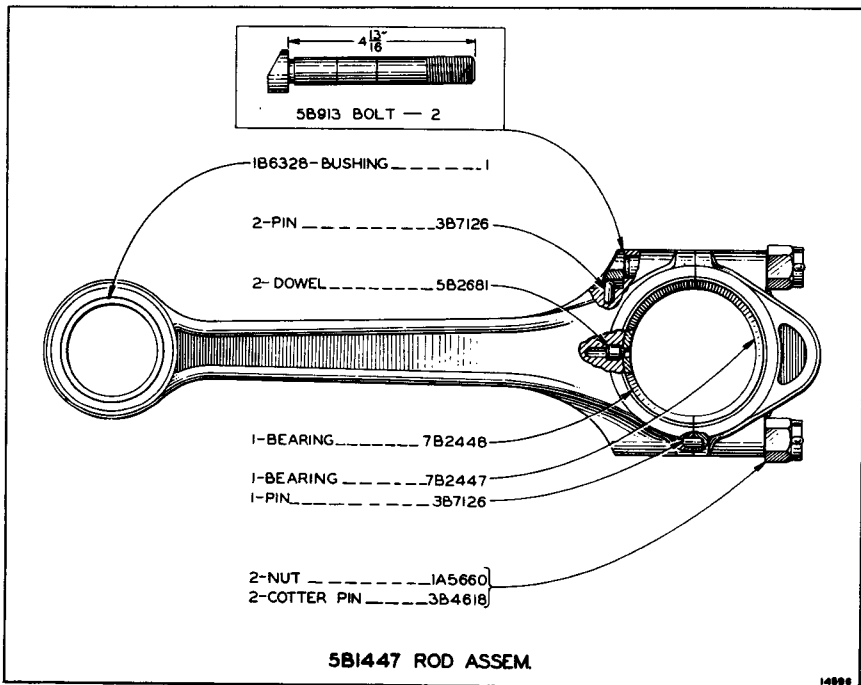


CONNECTING ROD ASSEMBLY (For use with .050 Undersize Crankshaft)
(Used for replacement on Machines 6E223 & up)

ALWAYS GIVE MACHINE NUMBER WHEN ORDERING PARTS

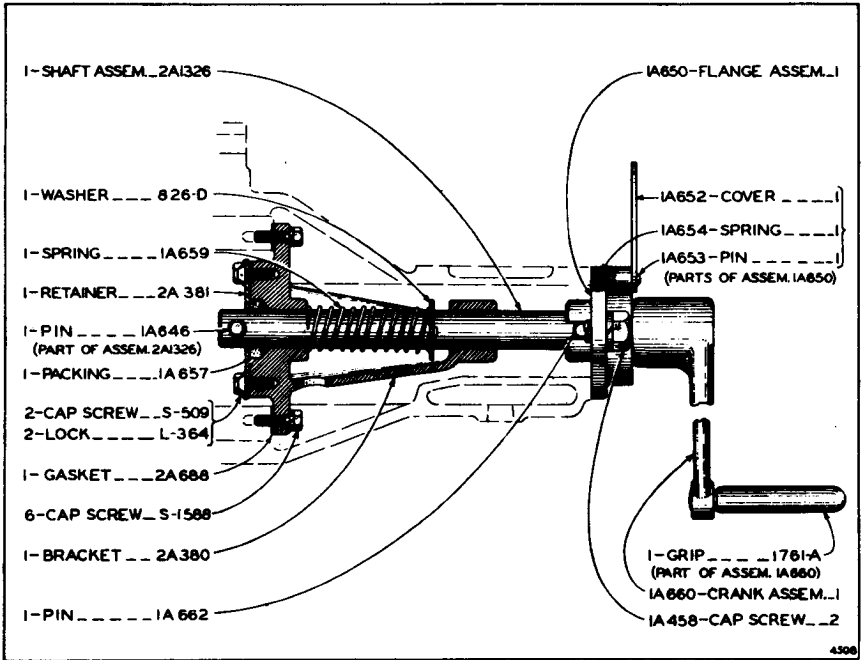


CONNECTING ROD ASSEMBLY (For use with .050 Undersize Crankshaft)
(Used for replacement on Machines 6E223 & up)

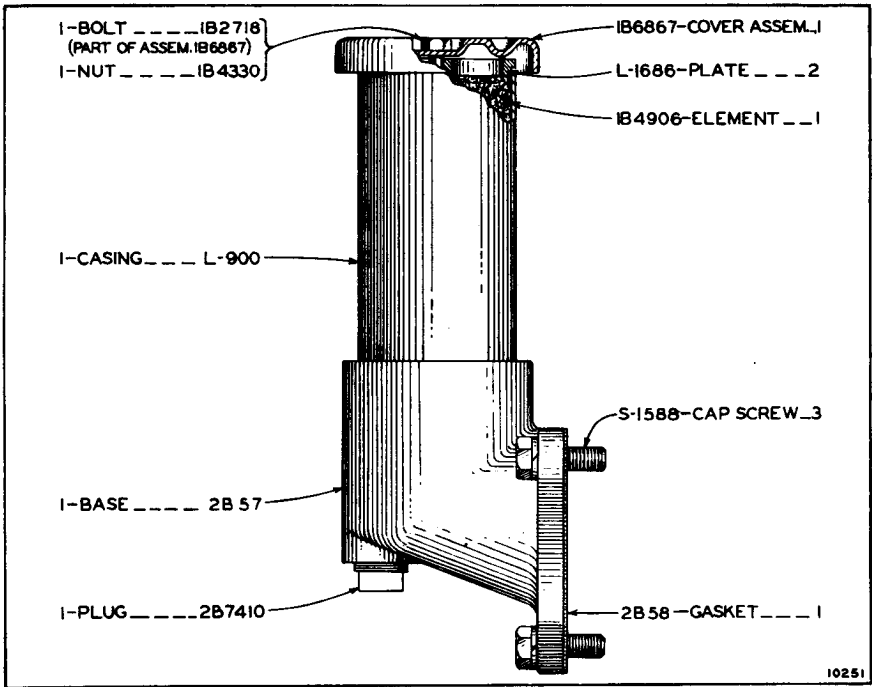


CONNECTING ROD ASSEMBLY (For use with .050 Undersize Crankshaft)
(Used for replacement on Machines 6E223 & up)

ALWAYS GIVE MACHINE NUMBER WHEN ORDERING PARTS

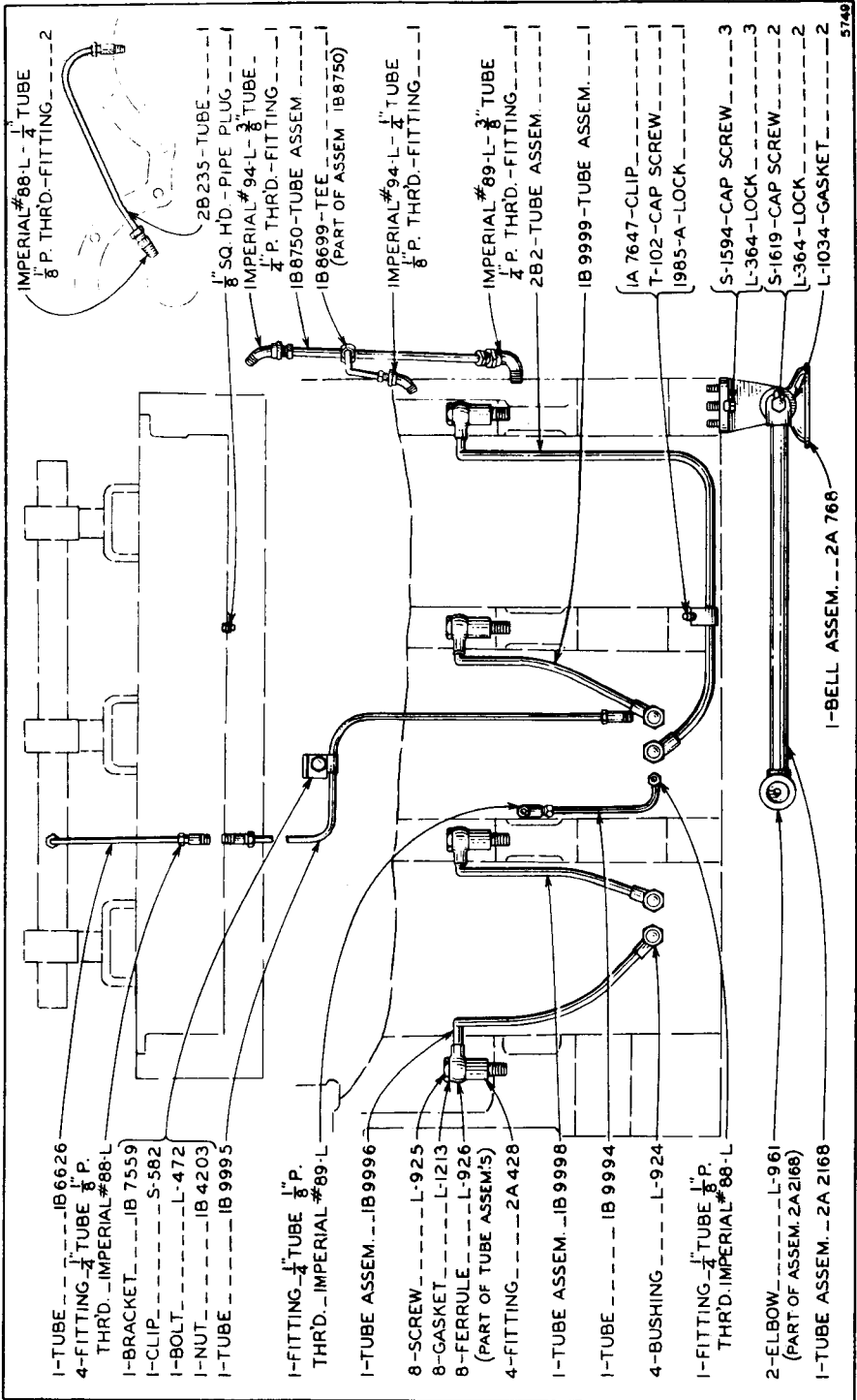


HAND CRANK



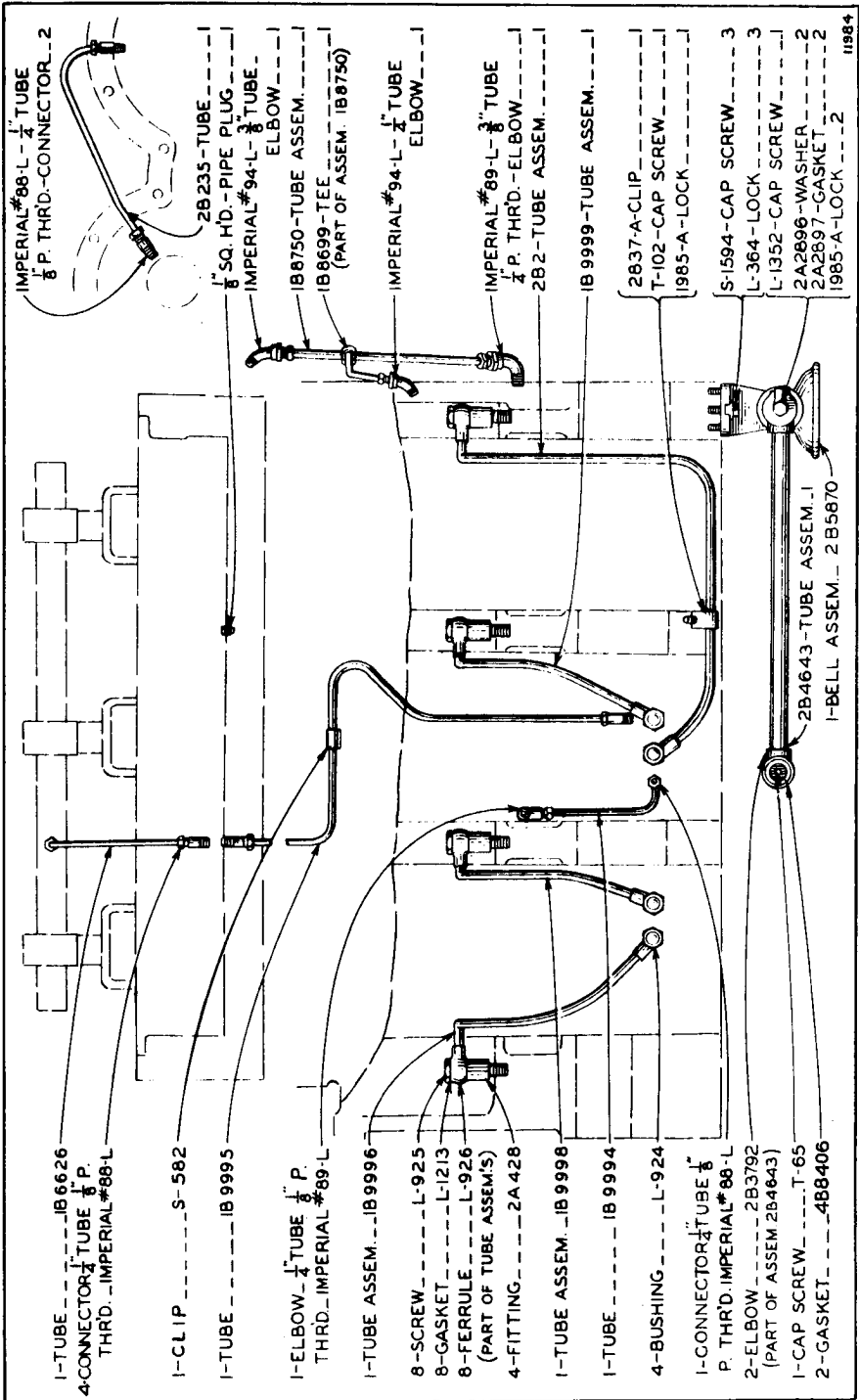
BREATHER

ALWAYS GIVE MACHINE NUMBER WHEN ORDERING PARTS



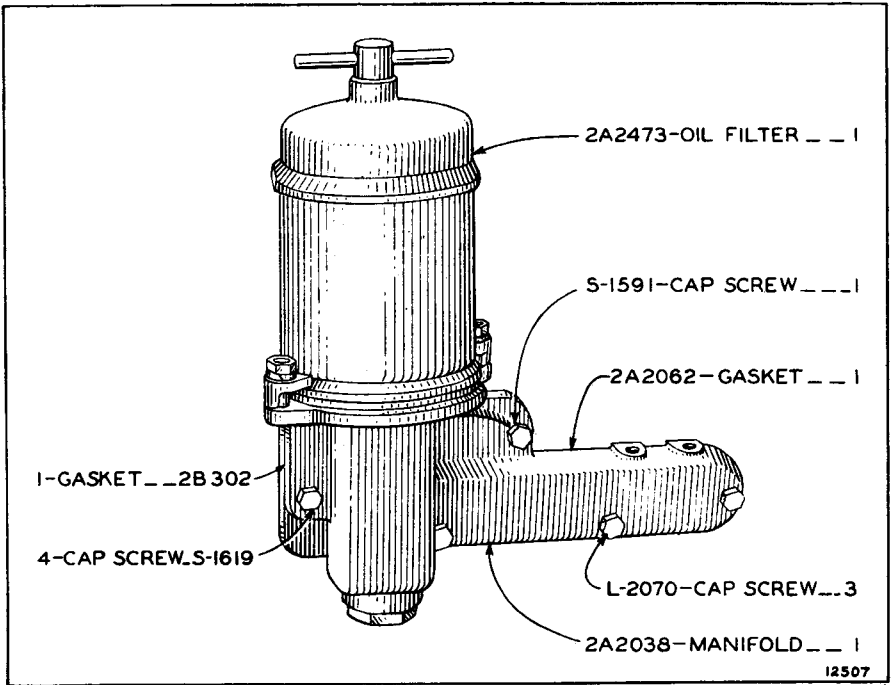
Oil Lines
(Machines 6E1 to 6E1472 Inclusive)

ALWAYS GIVE MACHINE NUMBER WHEN ORDERING PARTS

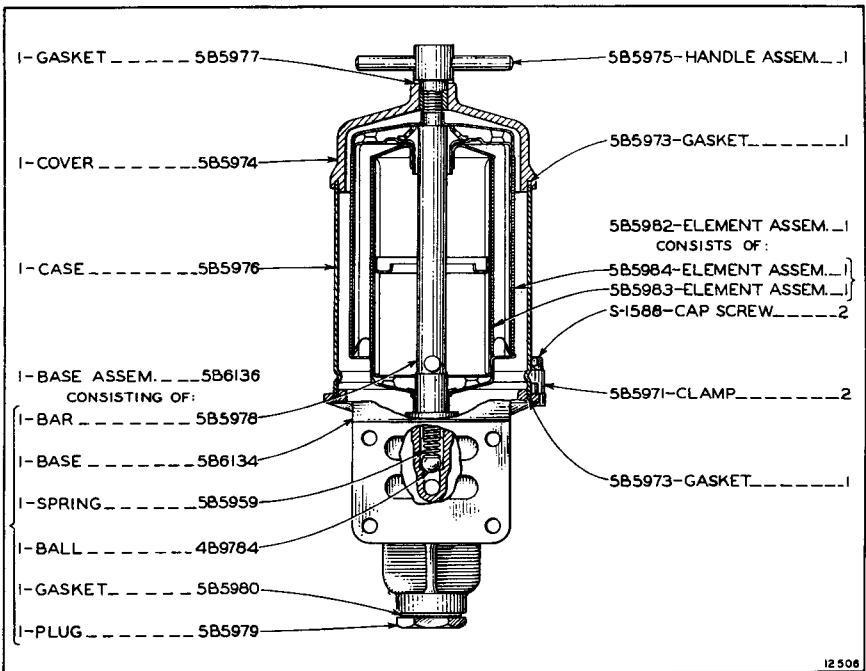


Oil Lines
 (Effective with Machine 6E1473)

ALWAYS GIVE MACHINE NUMBER WHEN ORDERING PARTS

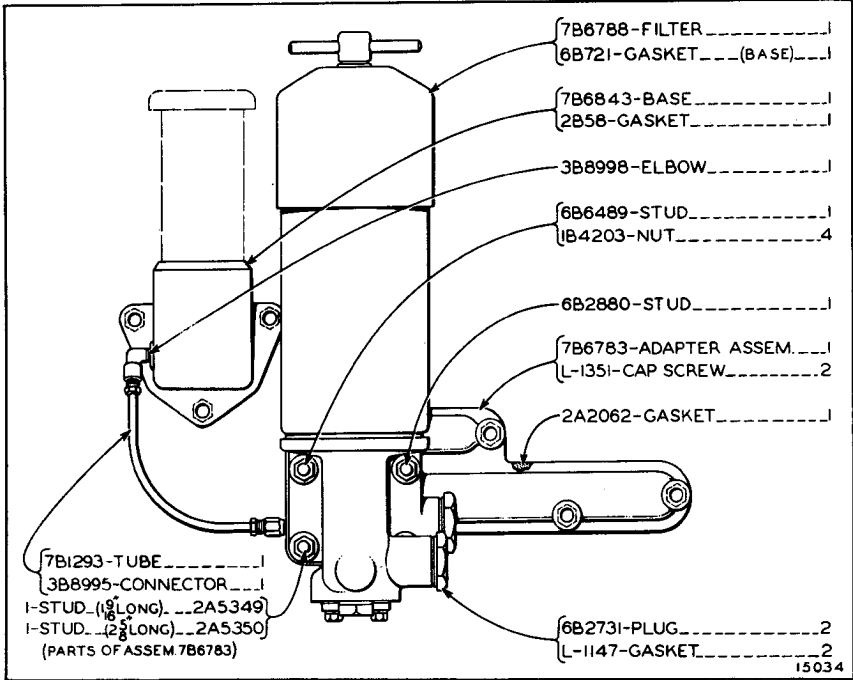


OIL FILTER

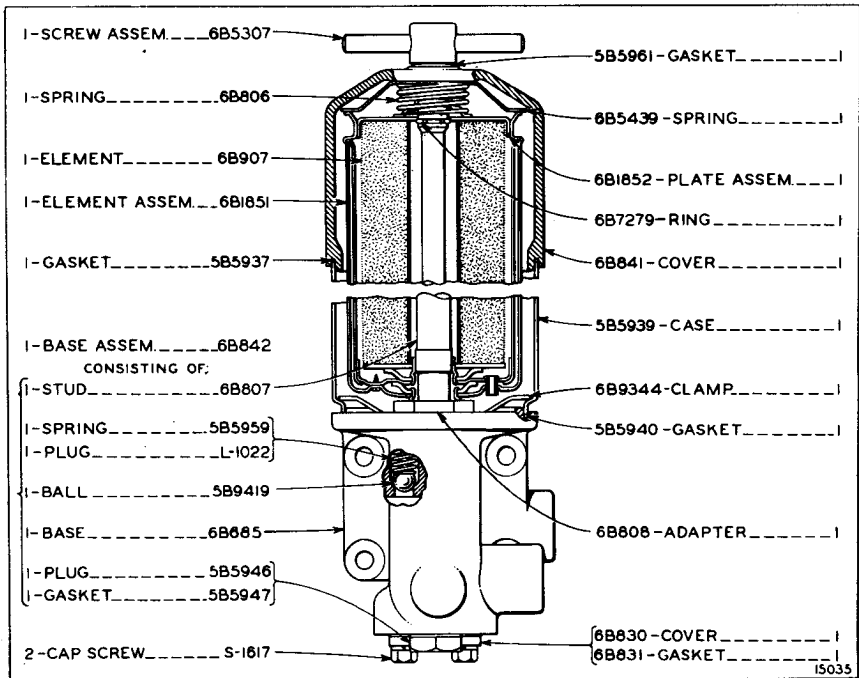


2A2473 OIL FILTER

ALWAYS GIVE MACHINE NUMBER WHEN ORDERING PARTS

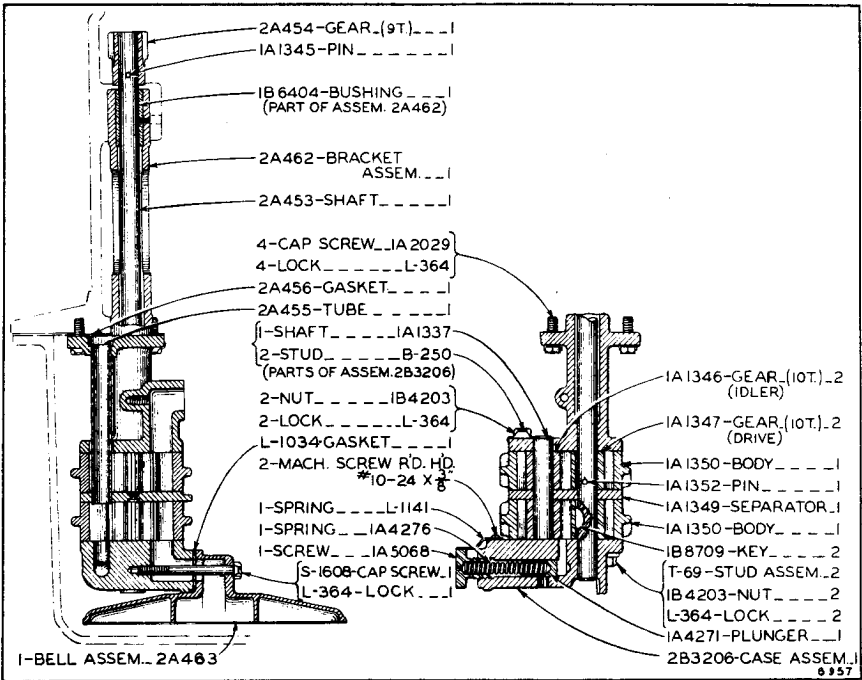


7B7184 OIL FILTER GROUP (For Field Installation)



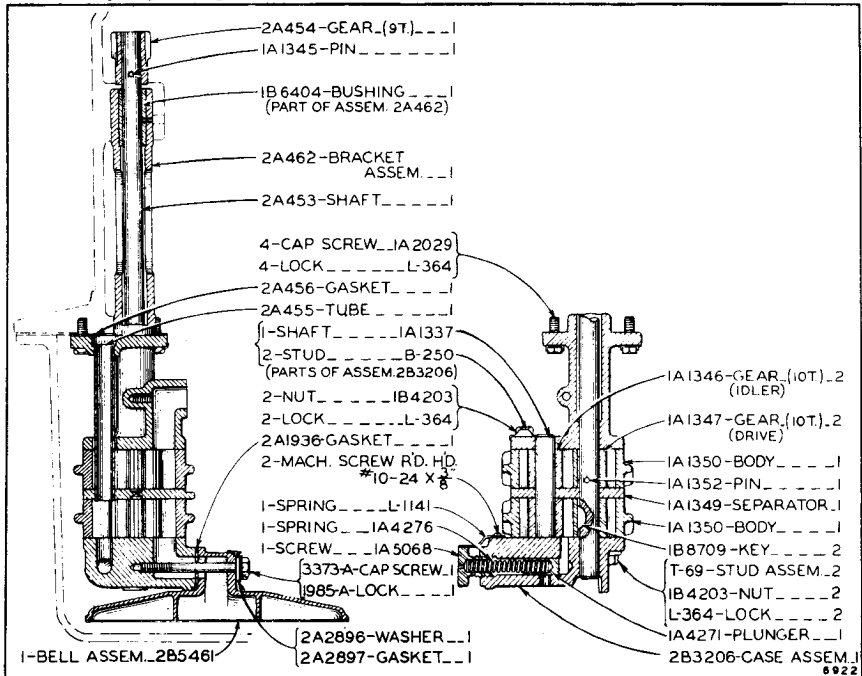
7B6788 OIL FILTER

ALWAYS GIVE MACHINE NUMBER WHEN ORDERING PARTS



OIL PUMP
 (Machines 6E1 to 6E1471 Inclusive)

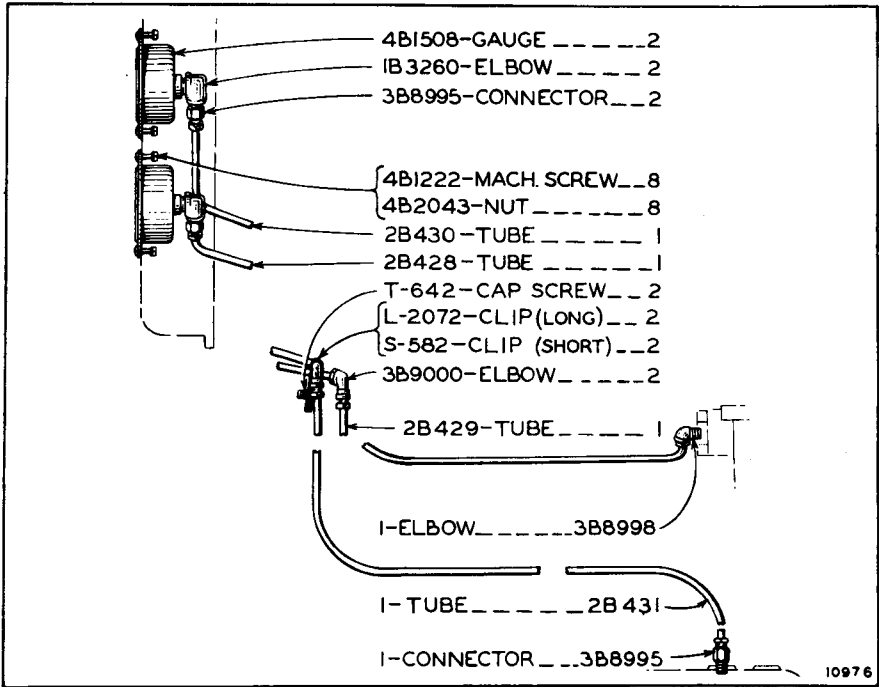
Note: Only separate parts serviced. When complete group is wanted order 2A1318.



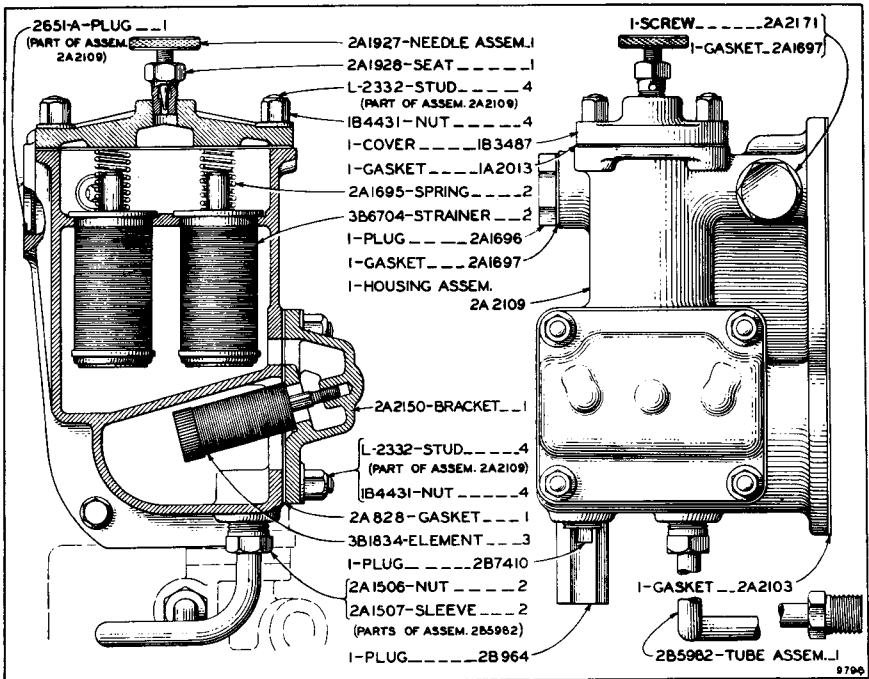
2A1318 OIL PUMP

(Effective with Machine 6E1472)

ALWAYS GIVE MACHINE NUMBER WHEN ORDERING PARTS

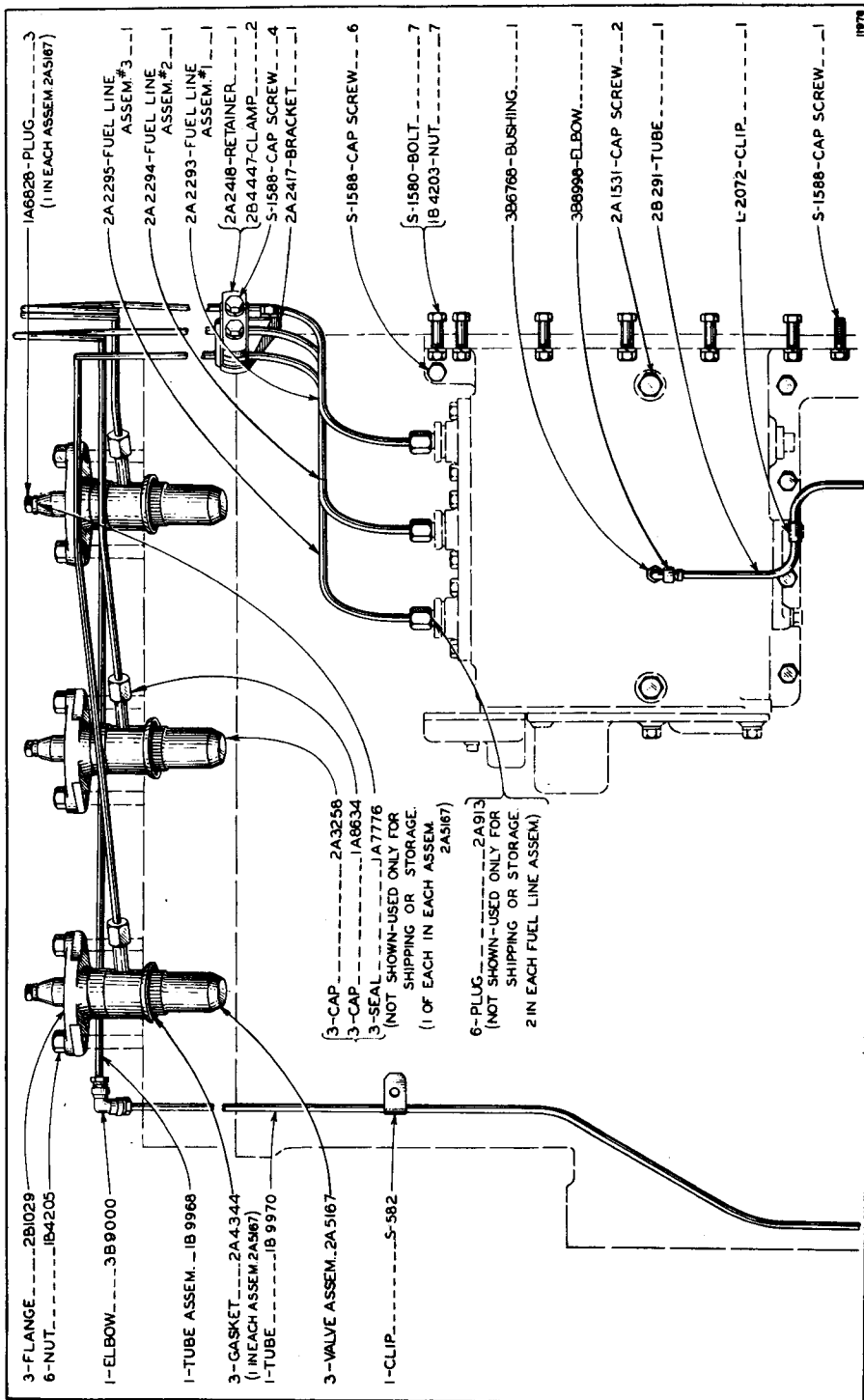


FUEL AND OIL PRESSURE GAUGE



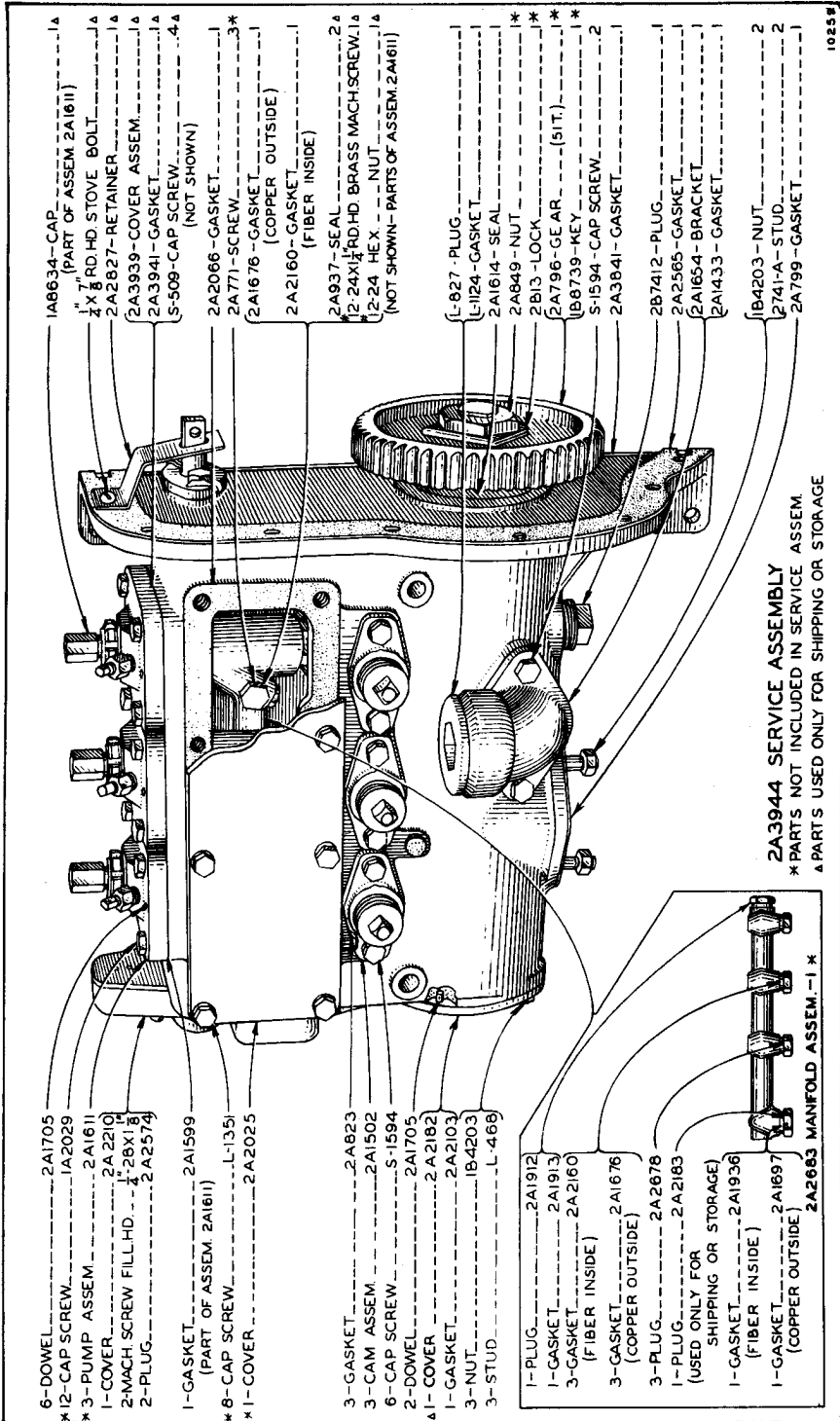
FUEL FILTER

ALWAYS GIVE MACHINE NUMBER WHEN ORDERING PARTS



FUEL INJECTION VALVES AND LINES

ALWAYS GIVE MACHINE NUMBER WHEN ORDERING PARTS



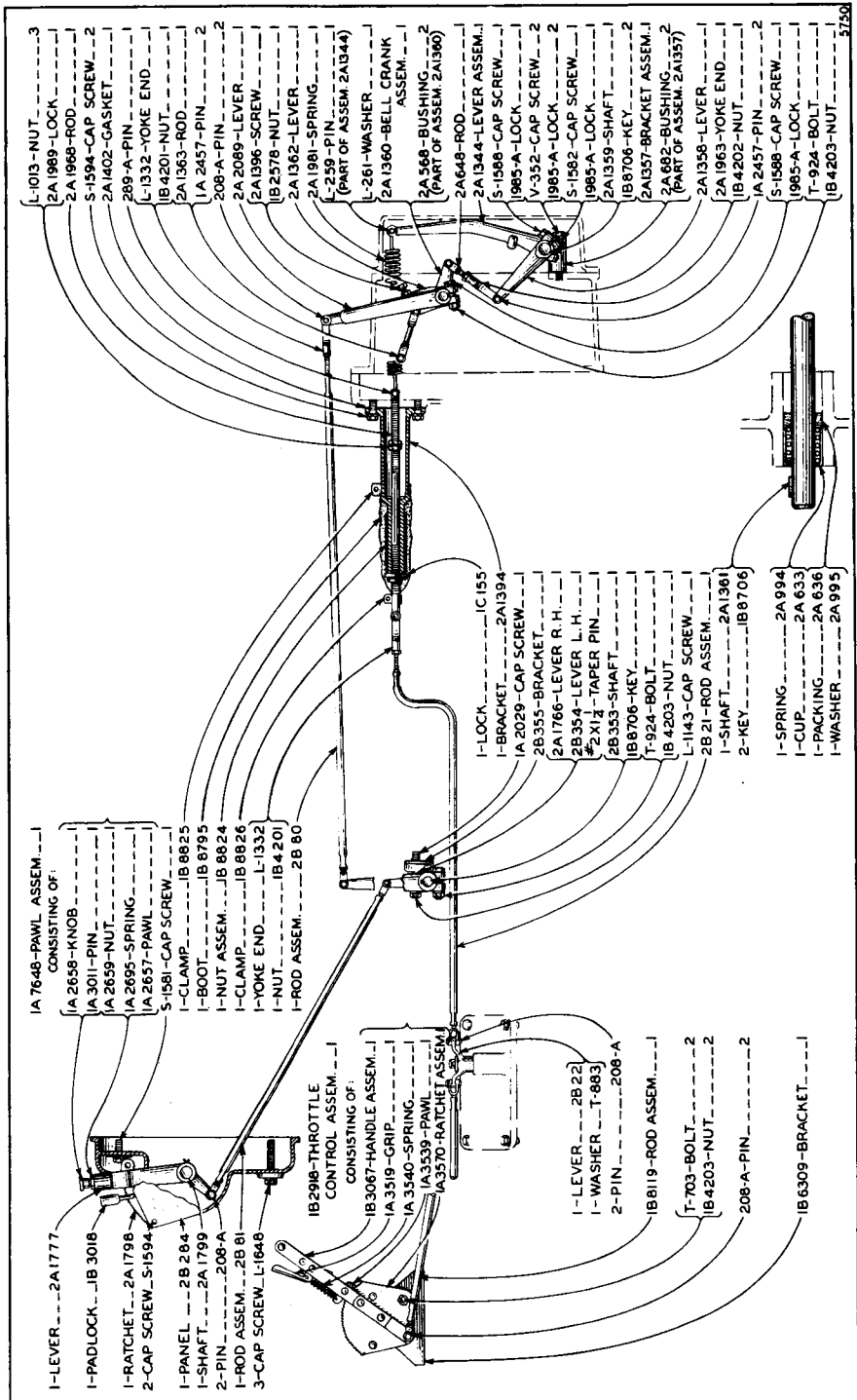
- 6-DOWEL.....2A1705
- *12-CAP SCREW.....1A2029
- *3-PUMP ASSEM.....2A1611
- 1-COVER.....2A2210
- 2-MACH SCREW FILL HD...2A2618
- 2-PLUG.....2A2574
- 1-GASKET.....2A1599
(PART OF ASSEM. 2A1611)
- *8-CAP SCREW.....L-1351
- *1-COVER.....2A2025
- 3-GASKET.....2A823
- 3-CAM ASSEM.....2A1502
- 6-CAP SCREW.....S-1594
- 2-DOWEL.....2A1705
- 1-COVER.....2A2182
- 3-NUT.....2A2103
- 3-STUD.....1B4203
.....L-466
- 1-PLUG.....2A1912
- 1-GASKET.....2A1913
- 3-GASKET.....2A2160
(FIBER INSIDE)
- 3-GASKET.....2A1676
(COPPER OUTSIDE)
- 3-PLUG.....2A2678
- 1-PLUG.....2A2183
(USED ONLY FOR SHIPPING OR STORAGE)
- 1-GASKET.....2A1936
(FIBER INSIDE)
- 1-GASKET.....2A1897
(COPPER OUTSIDE)
- 2A2663 MANFOLD ASSEM.-1 *
- 1A8634-CAP.....1A
(PART OF ASSEM. 2A1611)
- 1/4 X 7/8 RD HD STOVE BOLT.....1A
- 2A2627-RETAINER.....1A
- 2A3939-COVER ASSEM.....1A
- 2A3941-GASKET.....1A
- S-509-CAP SCREW.....4A
(NOT SHOWN)
- 2A2066-GASKET.....1A
- 2A771-SCREW.....3*
- 2A1676-GASKET.....1A
(COPPER OUTSIDE)
- 2A2160-GASKET.....1A
(FIBER INSIDE)
- 2A937-SEAL.....2A
- 2-24X1/2 RD HD BRASS MACH SCREW.....1A
- 2-24 HEX.....1A
(NOT SHOWN- PARTS OF ASSEM. 2A1611)
- L-827-PLUG.....1A
- L-1124-GASKET.....1A
- 2A1614-SEAL.....1A
- 2A849-NUT.....1*
- 2B13-LOCK.....1*
- 2A796-GEAR.....1*
- (51T).....1*
- 1B8739-KEY.....1*
- S-1594-CAP SCREW.....2
- 2A3841-GASKET.....1A
- 2B7412-PLUG.....1A
- 2A2565-GASKET.....1A
- 2A1654-BRACKET.....1A
- 2A1433-GASKET.....1A
- 1B4203-NUT.....2
- 2741A-STUD.....2
- 2A799-GASKET.....1A

2A3944 SERVICE ASSEMBLY
 *PARTS NOT INCLUDED IN SERVICE ASSEM.
 †PARTS USED ONLY FOR SHIPPING OR STORAGE

FUEL INJECTION PUMP HOUSING ASSEMBLY

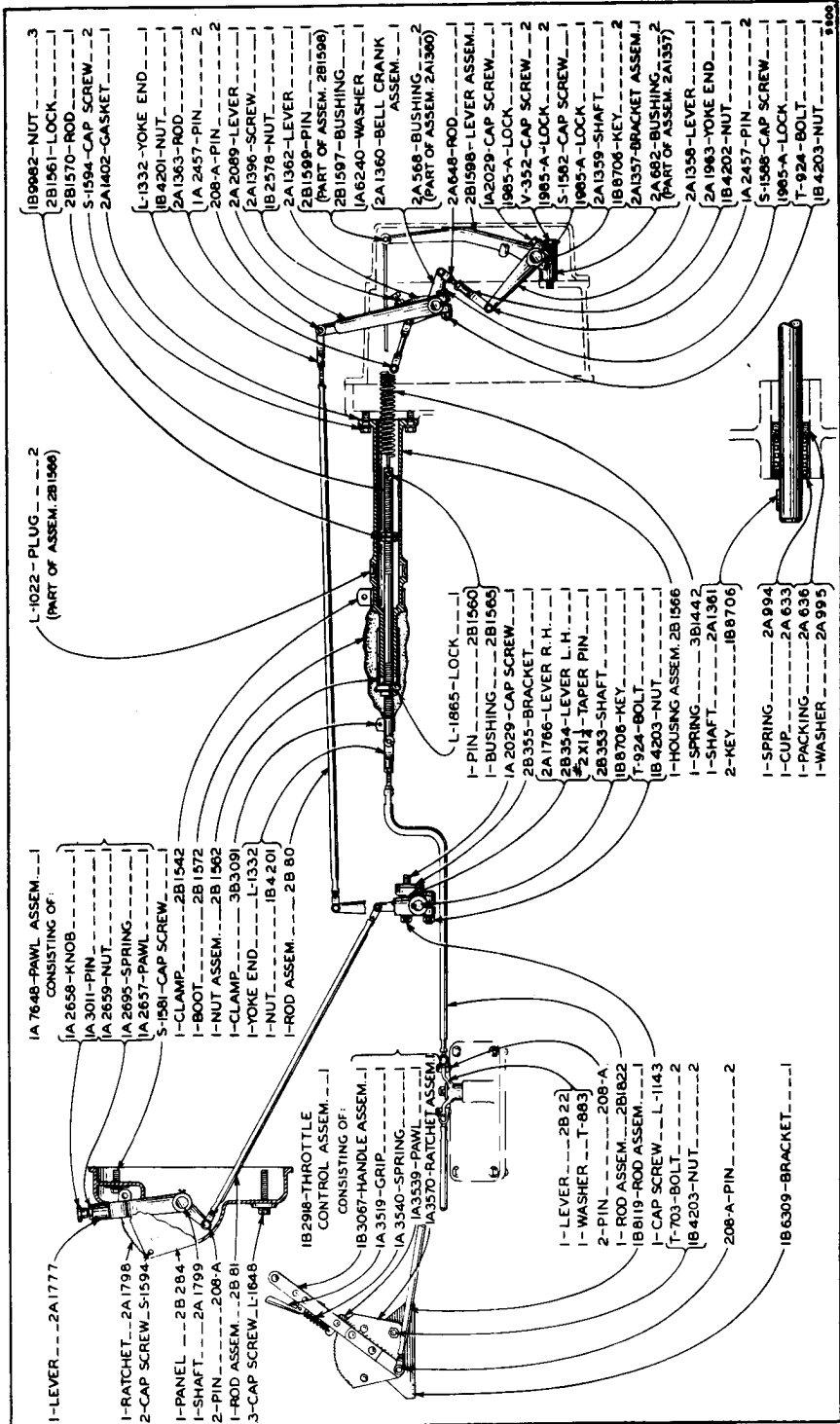
10258

ALWAYS GIVE MACHINE NUMBER WHEN ORDERING PARTS



FUEL PUMP AND GOVERNOR CONTROL
(Machines 6E1 to 6E414 Inclusive)

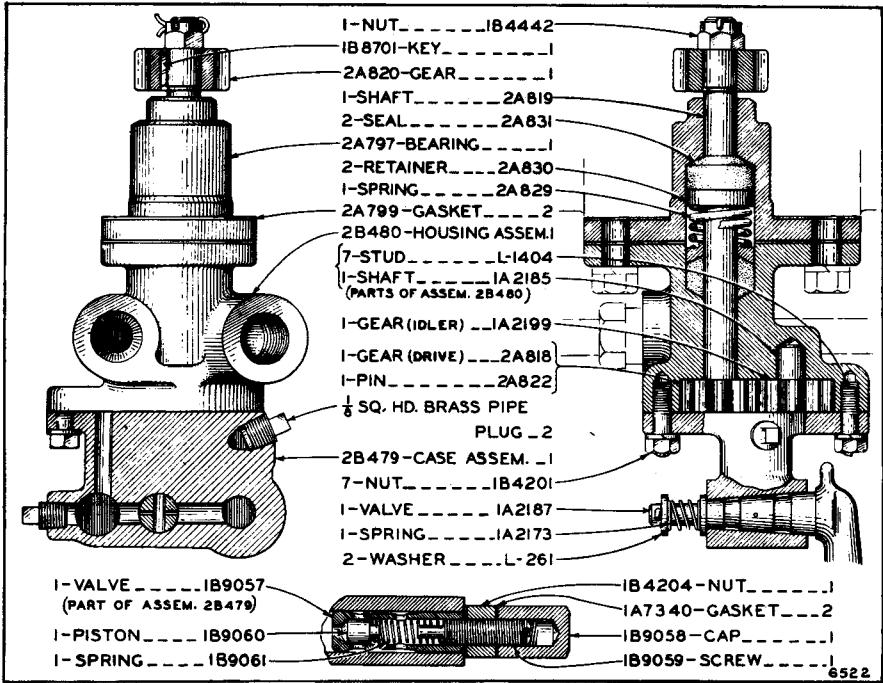
ALWAYS GIVE MACHINE NUMBER WHEN ORDERING PARTS



- 1-LEVER...2A1777
- 1-RATCHET...2A1798
- 2-CAP SCREW...S1594
- 1-PANEL...2B284
- 1-SHAFT...2A1799
- 2-PIN...208-A
- 1-ROD ASSEM...2B81
- 3-CAP SCREW...L1332
- IB2918-THROTTLE CONTROL ASSEM...1
- CONSISTING OF:
 - IB3067-HANDLE ASSEM...1
 - IA3519-GRIP...1
 - IA3540-SPRING...1
 - IA3539-PAWL...1
 - IA3570-RATCHET ASSEM...1
- 1-LEVER...2B22
- 1-WASHER...T-683
- 2-PIN...208-A
- 1-ROD ASSEM...2B1822
- IB1819-ROD ASSEM...1
- 1-CAP SCREW...L-1143
- T-703-BOLT...2
- IB4203-NUT...2
- 208-A-PIN...2
- IB6309-BRACKET...1
- IA764B-PAWL ASSEM...1
- CONSISTING OF:
 - IA2658-KNOB...1
 - IA3011-PIN...1
 - IA2659-NUT...1
 - IA2695-SPRING...1
 - IA2657-PAWL...1
 - S-1581-CAP SCREW...1
 - 1-CLAMP...2B1542
 - 1-BOOT...2B1572
 - 1-NUT ASSEM...2B1562
 - 1-CLAMP...3B3091
 - 1-YOKE END...L-1332
 - 1-NUT...IB4201
 - 1-ROD ASSEM...2B80
- L-1022-PLUG...2
- (PART OF ASSEM. 2B1566)
- IB9962-NUT...3
- 2B1561-LOCK...1
- 2B1570-ROD...1
- S-1594-CAP SCREW...2
- 2A1402-GASKET...1
- L-1332-YOKE END...1
- IB4201-NUT...1
- 2A1363-ROD...2
- 1A2457-PIN...2
- 208-A-PIN...2
- 2A2089-LEVER...1
- 2A1396-SCREW...1
- IB2578-NUT...1
- 2A1362-LEVER...1
- 2B1599-PIN...1
- (PART OF ASSEM. 2B1598)
- 2B1597-BUSHING...1
- IA6240-WASHER...1
- 2A1360-BELL CRANK ASSEM...1
- 2A568-BUSHING...2
- (PART OF ASSEM. 2A1360)
- 2A648-ROD...1
- 2B1598-LEVER ASSEM...1
- IA2029-CAP SCREW...1
- 1985-A-LOCK...1
- V-352-CAP SCREW...2
- 1985-A-LOCK...2
- S-1592-CAP SCREW...1
- 1985-A-LOCK...1
- 2A1359-SHAFT...1
- IB8706-KEY...2
- 2A1357-BRACKET ASSEM...1
- 2A682-BUSHING...2
- (PART OF ASSEM. 2A1357)
- 2A1356-LEVER...1
- 2A1983-YOKE END...1
- IB4202-NUT...1
- IA2457-PIN...2
- S-1598-CAP SCREW...1
- 1985-A-LOCK...1
- T-924-BOLT...1
- IB4203-NUT...1
- 5900
- L-1865-LOCK...1
- 1-PIN...2B1560
- 1-BUSHING...2B1565
- IA2029-CAP SCREW...1
- 2B355-BRACKET...1
- 2A1766-LEVER R.H...1
- 2B354-LEVER L.H...1
- 2 XI-TAPER PIN...1
- 2B343-SHAFT...1
- IB8706-KEY...1
- T-924-BOLT...1
- IB4203-NUT...1
- 1-HOUSING ASSEM. 2B1566
- 1-SPRING...3B1442
- 1-SHAFT...2A1361
- 2-KEY...IB8706
- 1-SPRING...2A994
- 1-CUP...2A633
- 1-PACKING...2A636
- 1-WASHER...2A995

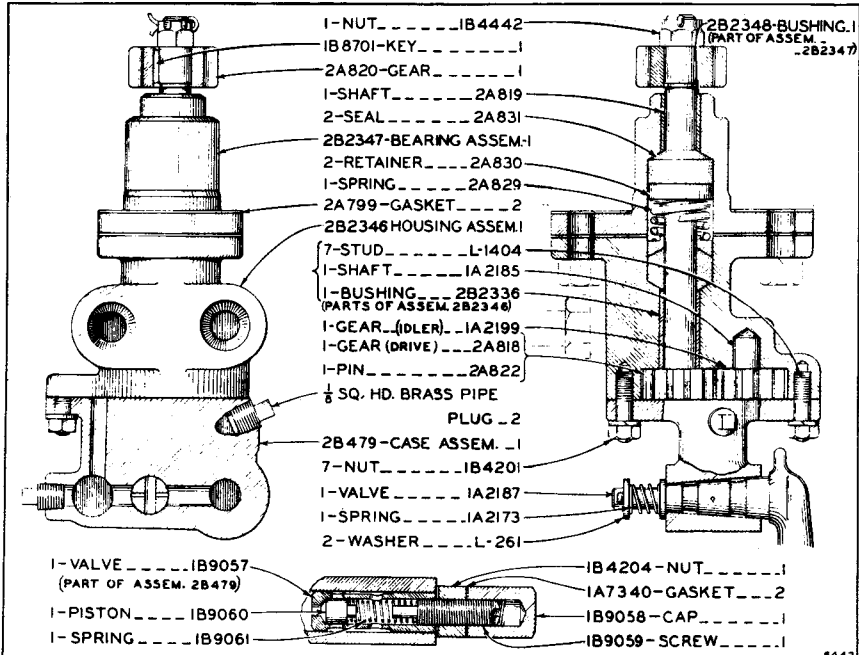
FUEL PUMP AND GOVERNOR CONTROL (Effective with Machine 6E415)

ALWAYS GIVE MACHINE NUMBER WHEN ORDERING PARTS



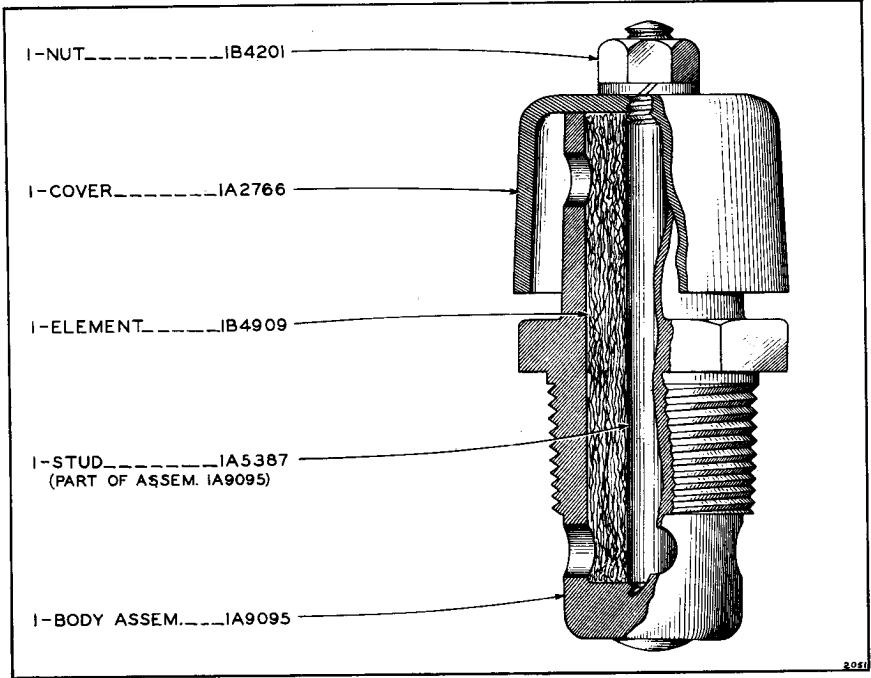
FUEL TRANSFER PUMP
 (Machines 6E1 to 6E500 Inclusive)

Note: Only separate parts serviced. When complete group is wanted order 2B481.

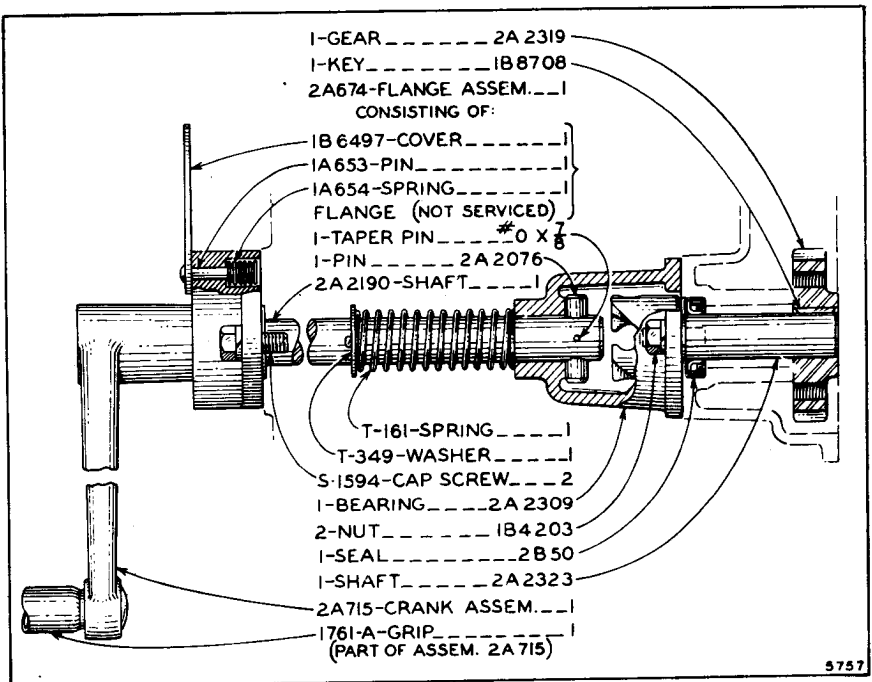


2B481 FUEL TRANSFER PUMP GROUP
 (Effective with Machine 6E501)

ALWAYS GIVE MACHINE NUMBER WHEN ORDERING PARTS

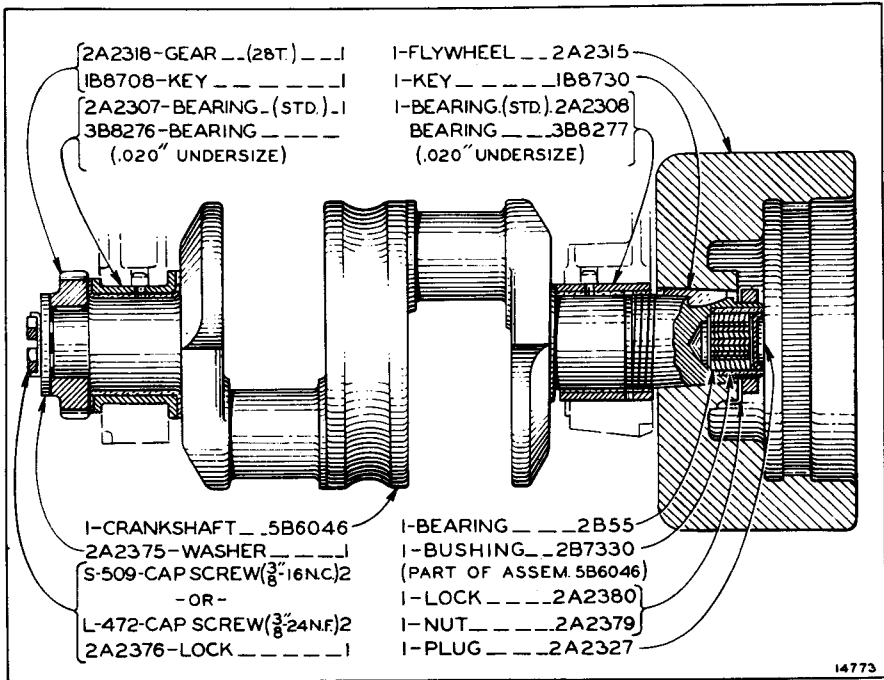


1A9039 BREATHER GROUP—STARTING ENGINE

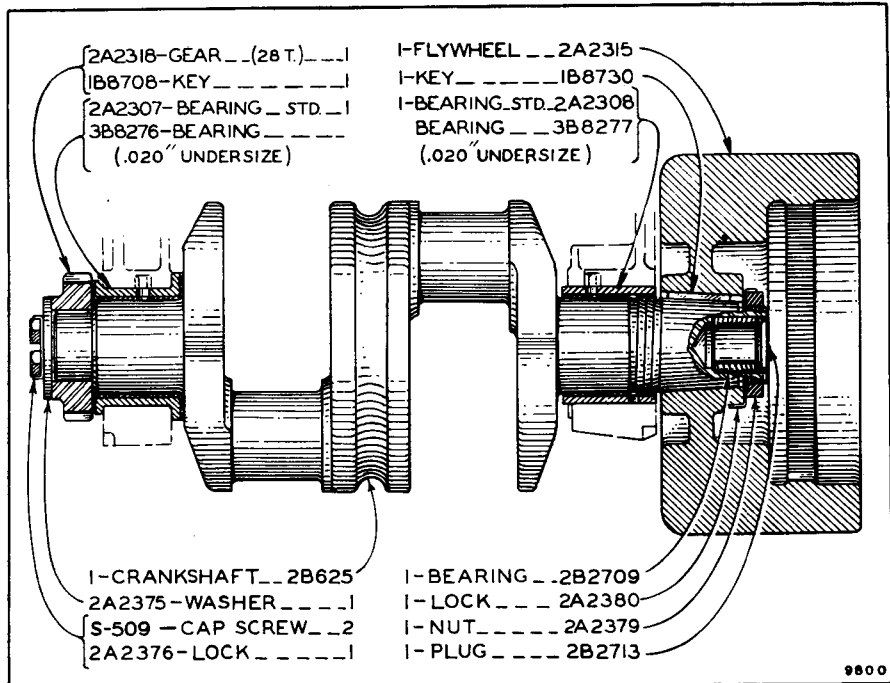


STARTING CRANK—STARTING ENGINE

ALWAYS GIVE MACHINE NUMBER WHEN ORDERING PARTS

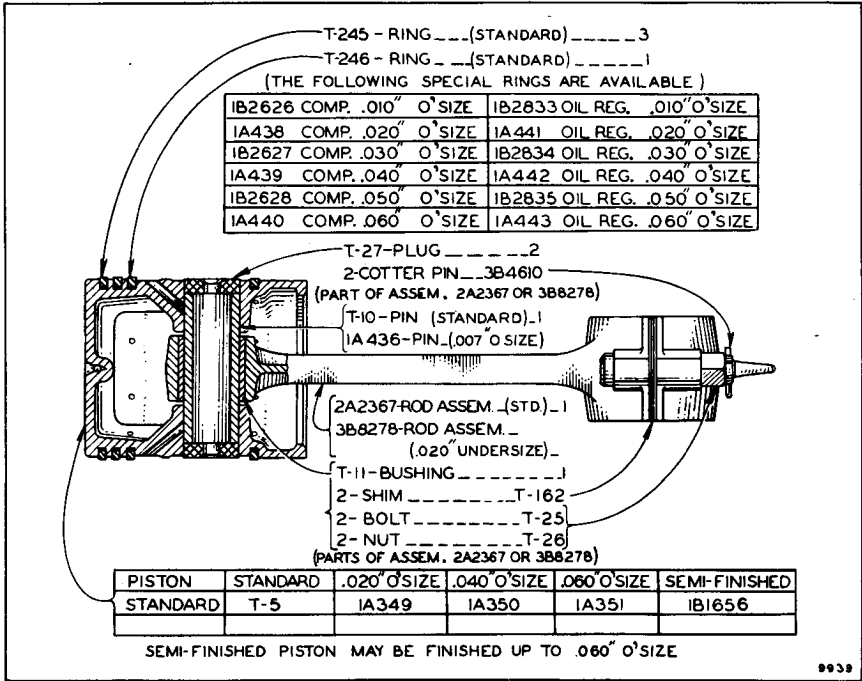


CRANKSHAFT—STARTING ENGINE
(Machines 6E1 to 6E857 Inclusive)

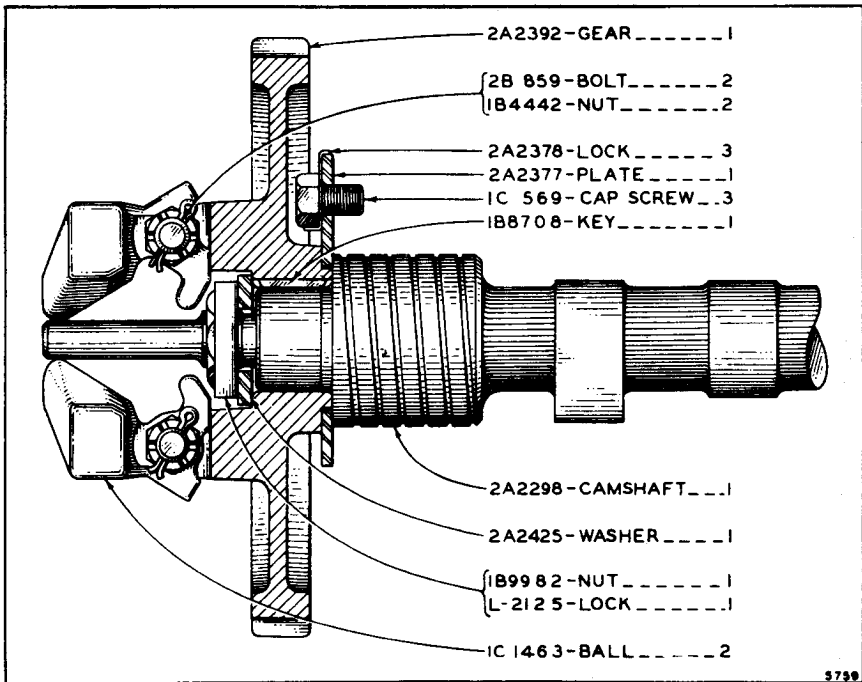


CRANKSHAFT—STARTING ENGINE
(Effective with Machine 6E858)

ALWAYS GIVE MACHINE NUMBER WHEN ORDERING PARTS

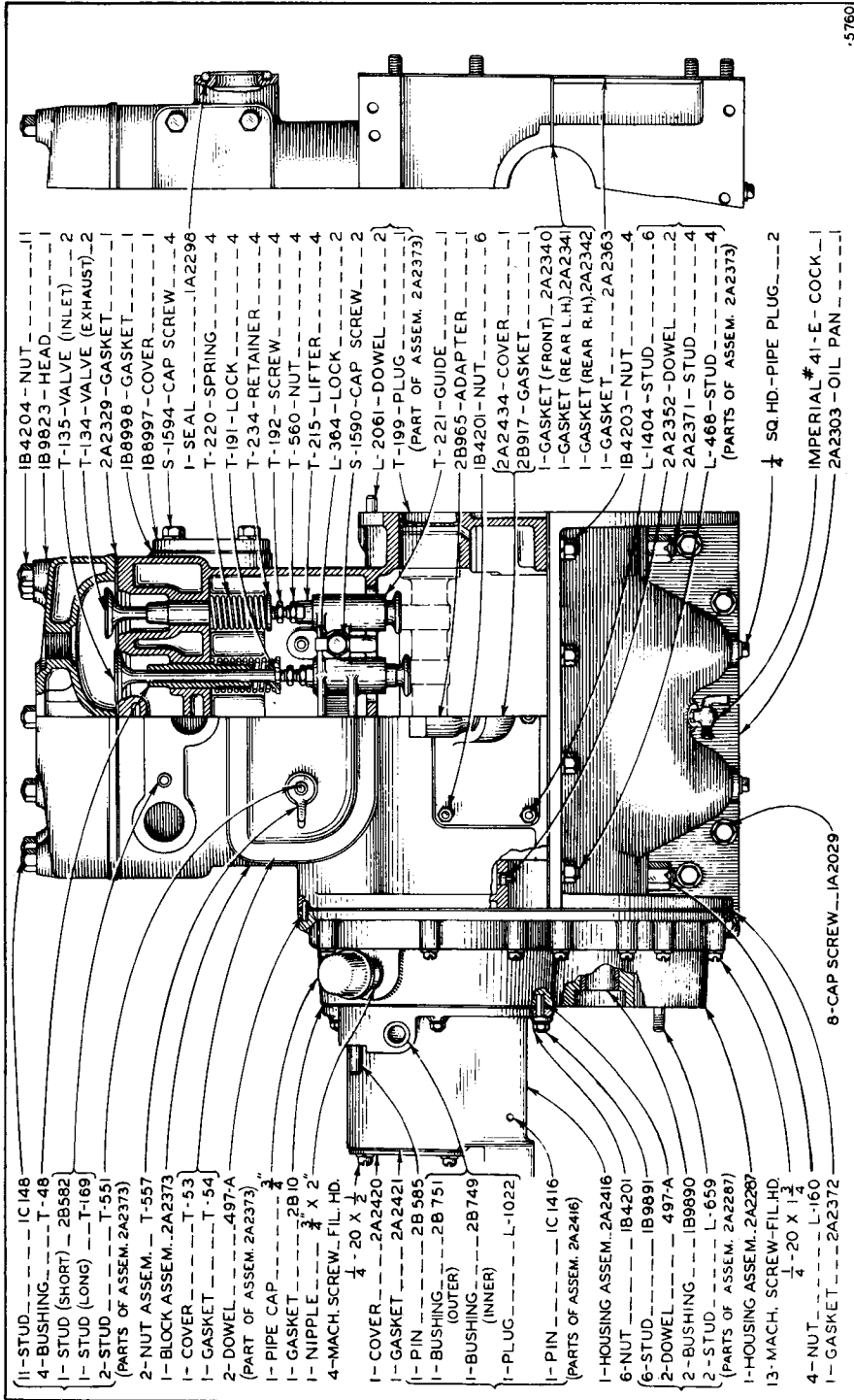


CONNECTING ROD AND PISTON—STARTING ENGINE (2 Groups Req'd.)



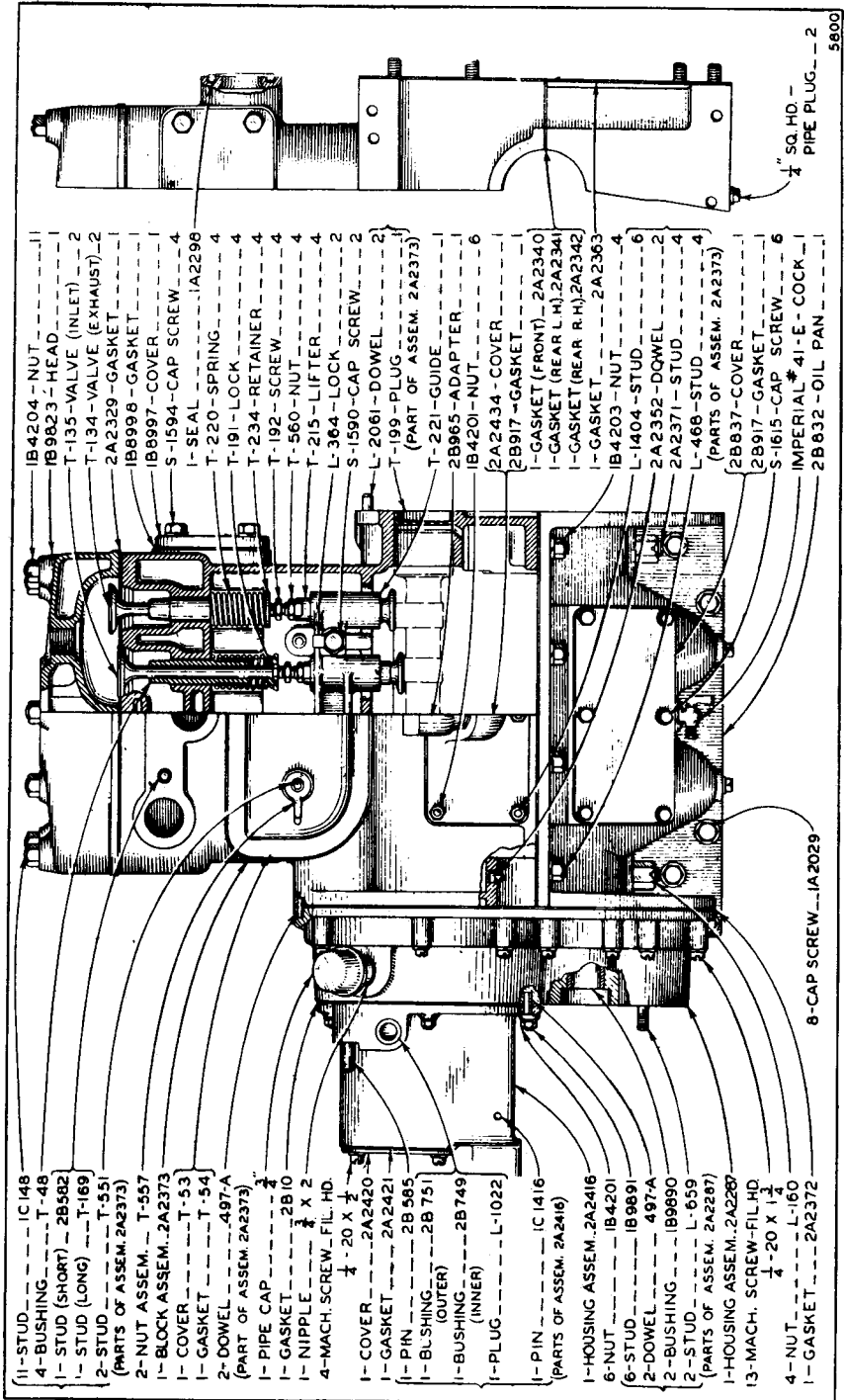
CAMSHAFT AND GOVERNOR—STARTING ENGINE

ALWAYS GIVE MACHINE NUMBER WHEN ORDERING PARTS



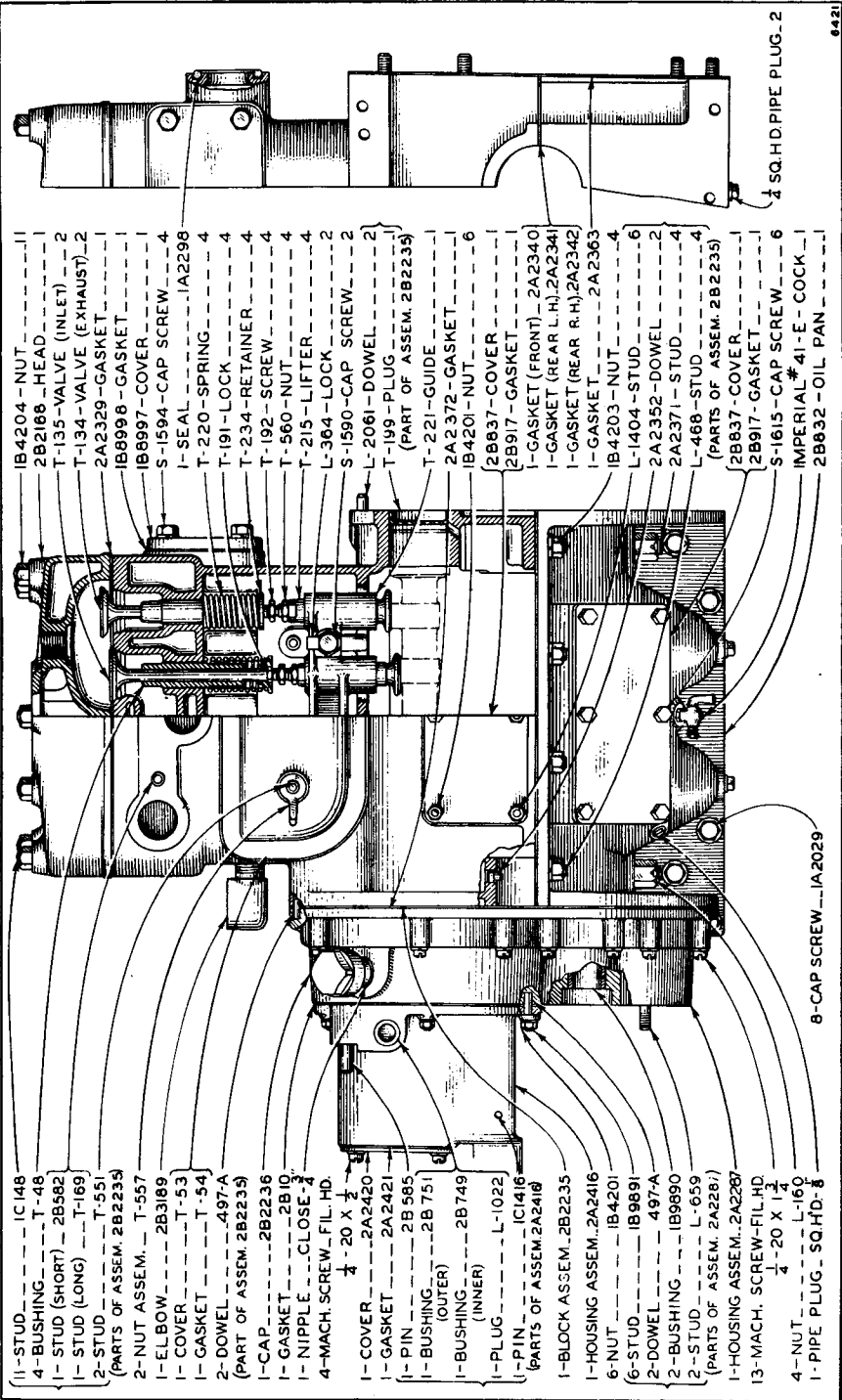
ALWAYS GIVE MACHINE NUMBER WHEN ORDERING PARTS

CYLINDER BLOCK, CYLINDER HEAD AND VALVE MECHANISM—STARTING ENGINE
(Machines 6E1 to 6E155 Inclusive)



CYLINDER BLOCK, CYLINDER HEAD AND VALVE MECHANISM---STARTING ENGINE
 (Machines 6E156 to 6E762 Inclusive)

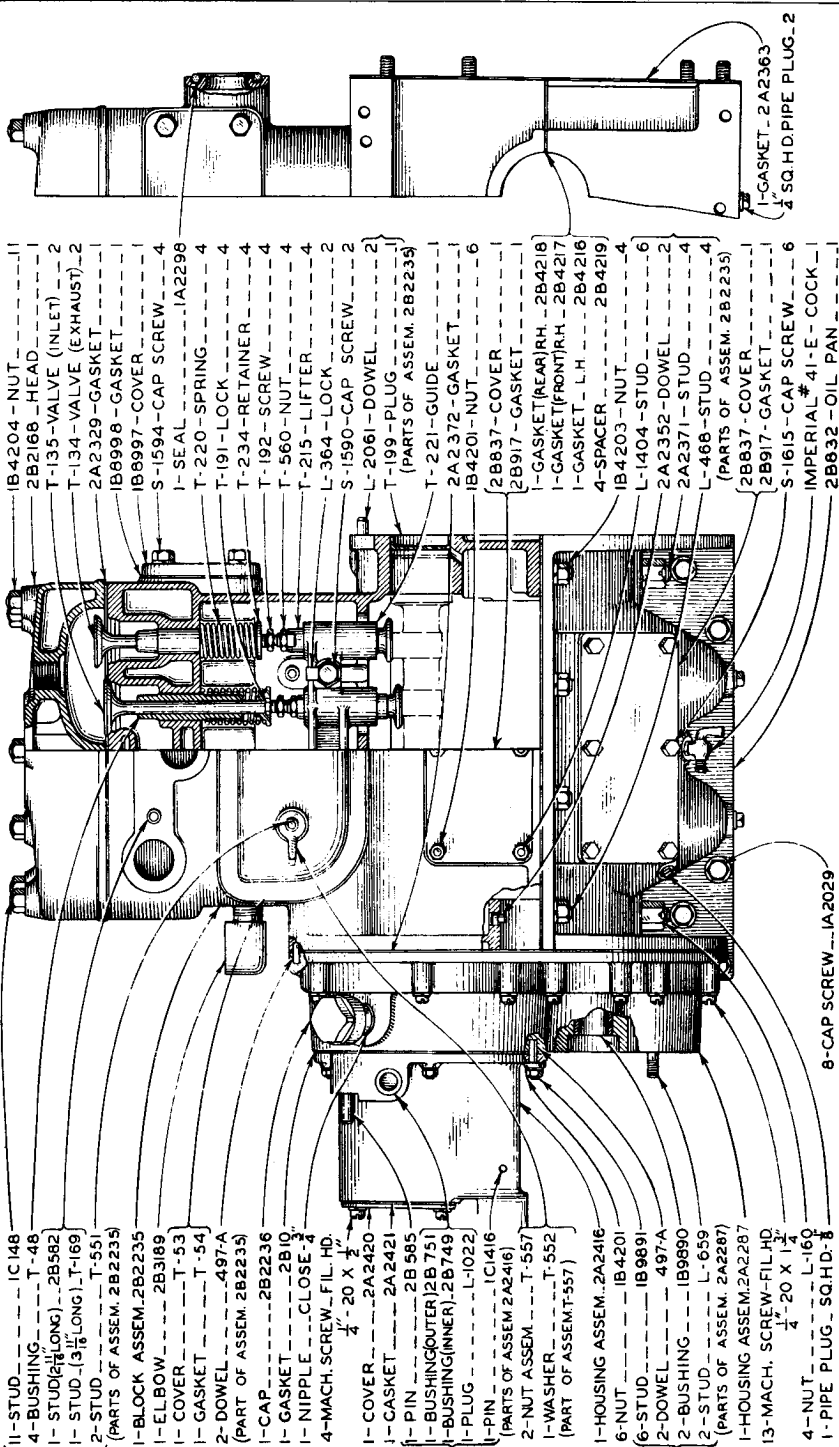
ALWAYS GIVE MACHINE NUMBER WHEN ORDERING PARTS



6421

CYLINDER BLOCK, CYLINDER HEAD AND VALVE MECHANISM—STARTING ENGINE
 (Machines 6E763 to 6E1031 Inclusive)

ALWAYS GIVE MACHINE NUMBER WHEN ORDERING PARTS

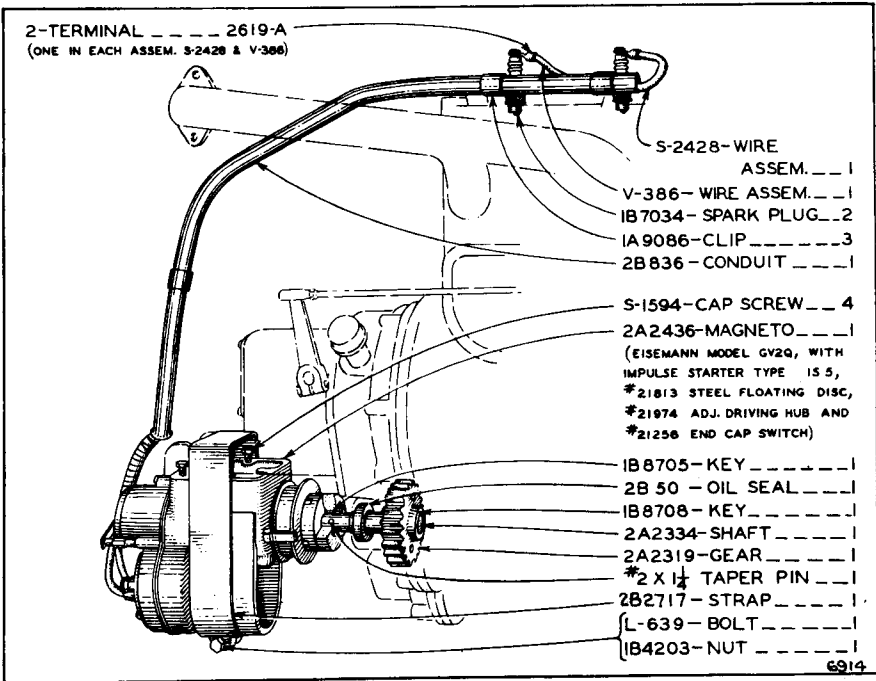


- | | |
|--------------------------------------------|------------------------------|
| 11-STUD.....IC148 | 11-STUD.....IC148 |
| 4-BUSHING.....T-48 | 1-BUSHING(HEAD).....2B2168 |
| 1-STUD(1 1/2" LONG).....2B582 | 1-VALVE(INLET).....T-135 |
| 1-STUD(3 1/8" LONG).....T-169 | 1-VALVE(EXHAUST).....T-134 |
| 2-STUD.....T-551 | 2-GASKET.....2A2329 |
| (PARTS OF ASSEM. 2B2235) | 1-COVER.....IB9998 |
| 1-BLOCK ASSEM. 2B2235 | 1-SEAL.....S-1594 |
| 1-ELBOW.....2B3189 | 4-CAP SCREW.....IB9997 |
| 1-COVER.....T-53 | 4-SPRING.....T-220 |
| 1-GASKET.....T-54 | 4-LOCK.....T-191 |
| 2-DOWEL.....-497-A | 4-RETAINER.....T-234 |
| (PART OF ASSEM. 2B2235) | 4-SCREW.....T-192 |
| 1-CAP.....2B2236 | 4-NUT.....T-560 |
| 1-GASKET.....2B19 | 4-LIFTER.....T-215 |
| 1-NIPPLE.....CLOSE-4 | 4-LOCK.....L-364 |
| 4-MACH. SCREW, FIL. HD. 1/4" - 20 X 1 1/2" | 2-CAP SCREW.....S-1590 |
| 1-COVER.....2A2420 | 2-DOWEL.....L-2061 |
| 1-PIN.....2A2421 | 1-PLUG.....T-199 |
| 1-BUSHING(OUTER).....2B 751 | (PARTS OF ASSEM. 2B2235) |
| 1-BUSHING(INNER).....2B 749 | 1-GUIDE.....T-221 |
| 1-PLUG.....L-1022 | 1-GASKET.....2A 2372 |
| (PARTS OF ASSEM. 2A2416) | 6-NUT.....IB4201 |
| 2-NUT ASSEM.....T-557 | 1-COVER.....2B837 |
| (PART OF ASSEM-T-557) | 1-GASKET.....2B917 |
| 1-WASHER.....T-552 | 1-GASKET(REAR)RH.....2B4218 |
| 1-HOUSING ASSEM. 2A2416 | 1-GASKET(FRONT)RH.....2B4217 |
| 6-NUT.....IB4201 | 1-GASKET(L-H).....2B4216 |
| 6-STUD.....IB9891 | 4-SPACER.....4-SPACER |
| 2-DOWEL.....497-A | 4-NUT.....IB4203 |
| 2-BUSHING.....IB9890 | 4-STUD.....L-1404 |
| (PARTS OF ASSEM. 2A2287) | 2-DOWEL.....2A2352 |
| 1-HOUSING ASSEM. 2A2287 | 2-STUD.....2A2371 |
| 13-MACH. SCREW-FIL HD. 1/4" - 20 X 1 1/2" | 4-STUD.....L-468 |
| 4-NUT.....L-160 | (PARTS OF ASSEM. 2B2235) |
| 1-PIPE PLUG - SQ. HD. - 1/2" | 1-COVER.....2B837 |
| | 1-GASKET.....2B917 |
| | 6-CAP SCREW.....S-1615 |
| | 1-COCK.....IMPERIAL # 41-E |
| | 1-OIL PAN.....2B832 |

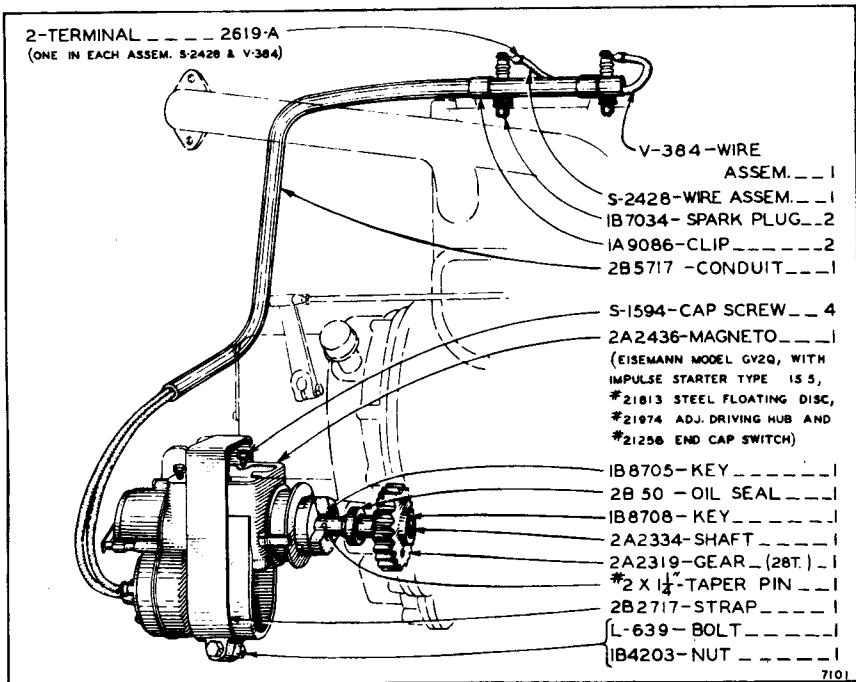
7137

CYLINDER BLOCK, CYLINDER HEAD AND VALVE MECHANISM—STARTING ENGINE
(Effective with Machine 6E1032)

ALWAYS GIVE MACHINE NUMBER WHEN ORDERING PARTS



IGNITION SYSTEM—STARTING ENGINE
(Machines 6E1 to 6E1594 Inclusive)



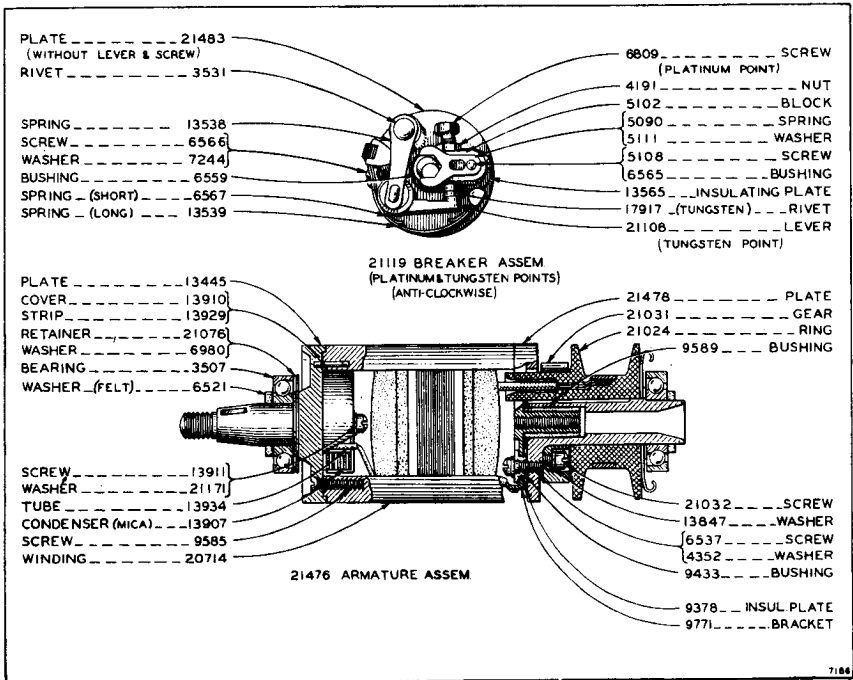
IGNITION SYSTEM—STARTING ENGINE
(Effective with Machine 6E1595)

ALWAYS GIVE MACHINE NUMBER WHEN ORDERING PARTS

"Caterpillar" No. 2A2436 Magneto

Consists of:

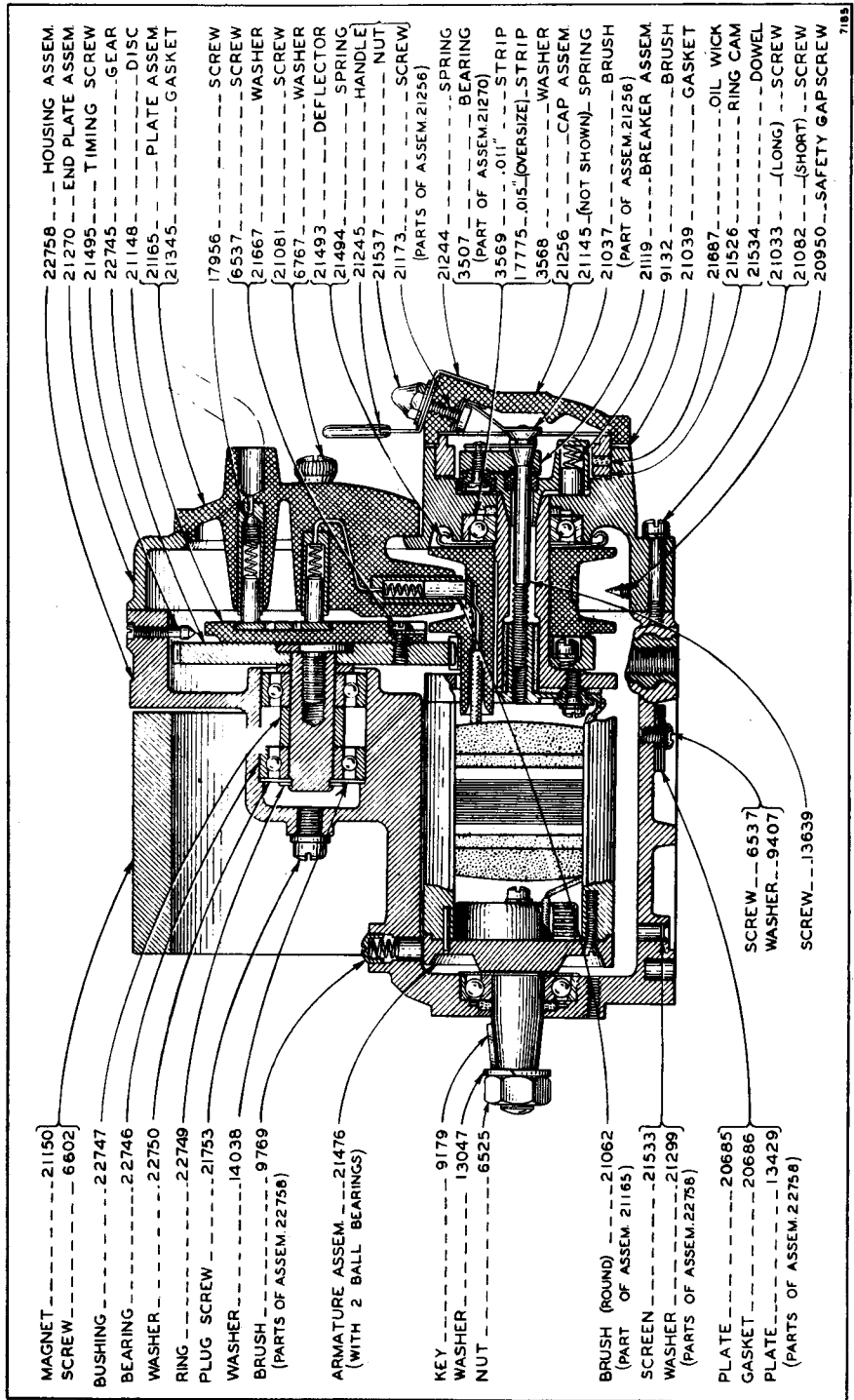
- | | |
|-----------------------------------------|------------|
| Magneto Parts | Page 53-54 |
| 1-22739 Impulse Starter | " 55 |
| 1-21813 Floating Disc | |
| 1-21974 Drive Hub Assembly (Adjustable) | |



"CATERPILLAR" No. 2A2436 MAGNETO PARTS

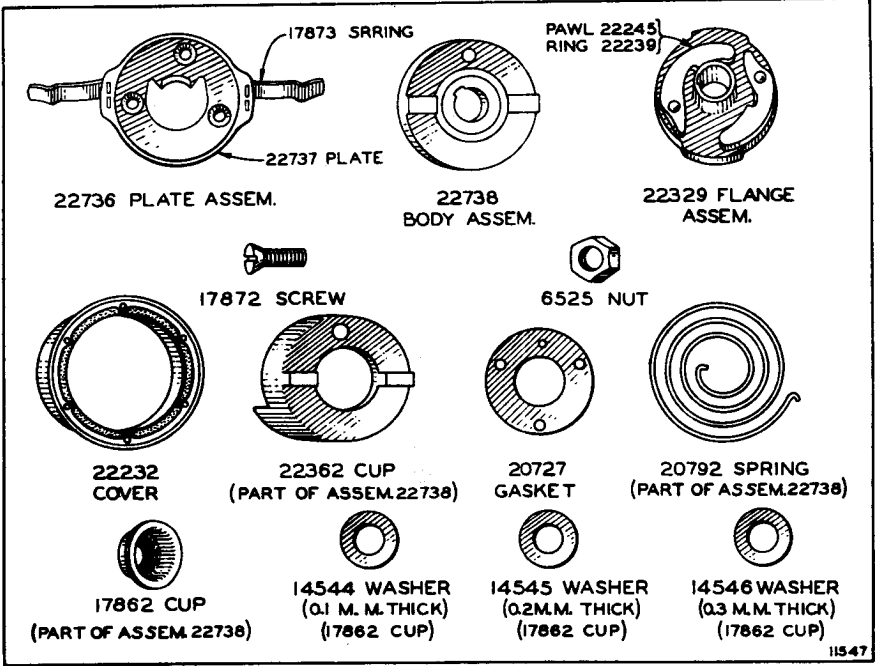
Note: Numbers shown on this page are "Eisemann" not "Caterpillar" part numbers, except when specified. (See Page 132)

ALWAYS GIVE MACHINE NUMBER WHEN ORDERING PARTS



"CATERPILLAR" No. 2A2436 MAGNETO PARTS
 Note: Numbers shown on this page are "Eisemann" not "Caterpillar" part numbers,
 except when specified. (See Page 132)

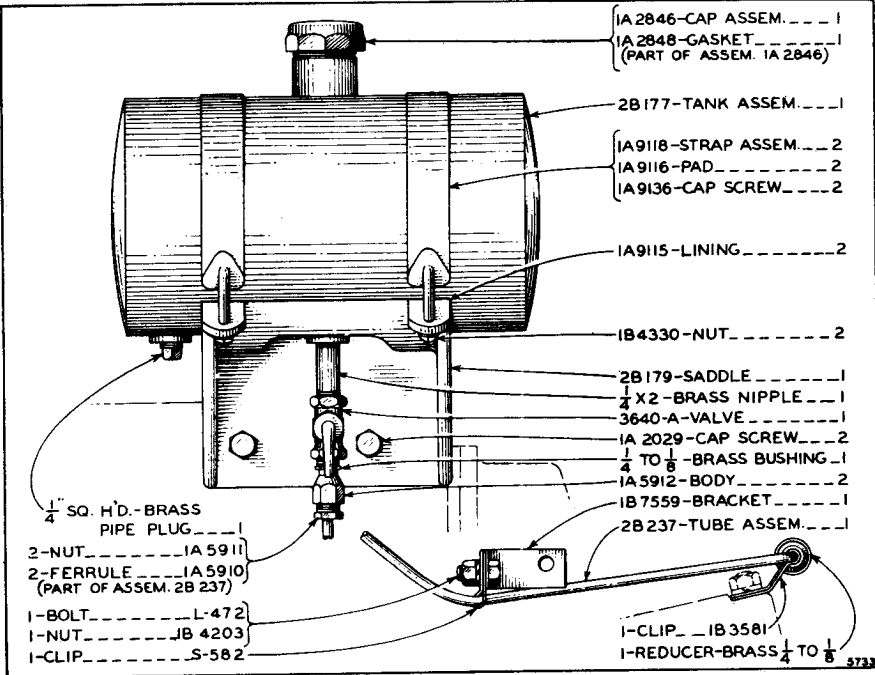
ALWAYS GIVE MACHINE NUMBER WHEN ORDERING PARTS



11547

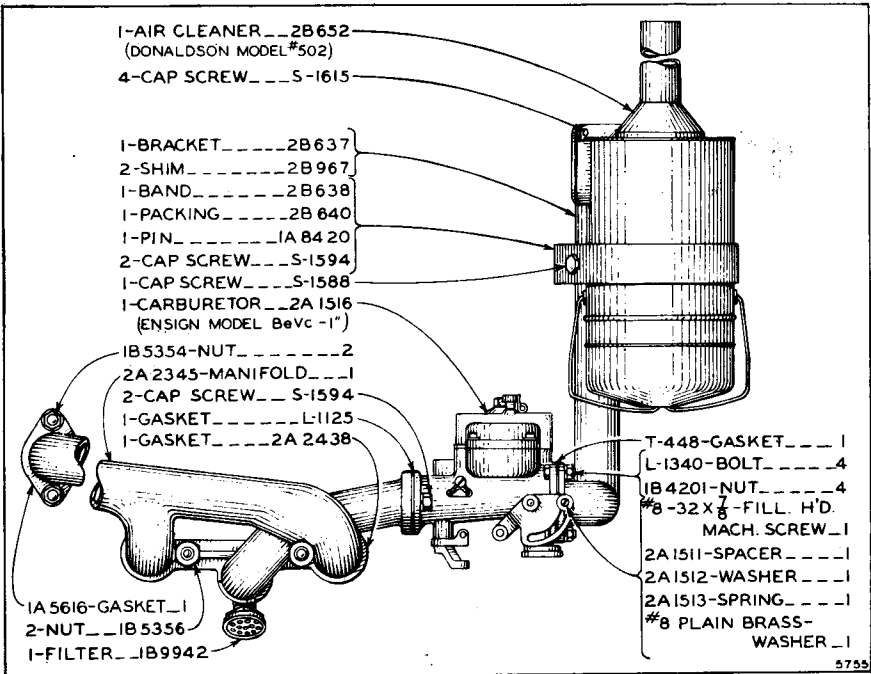
22739 IMPULSE STARTER

Note: Numbers shown above are "Eisemann" not "Caterpillar" part numbers.
(See Page 132)

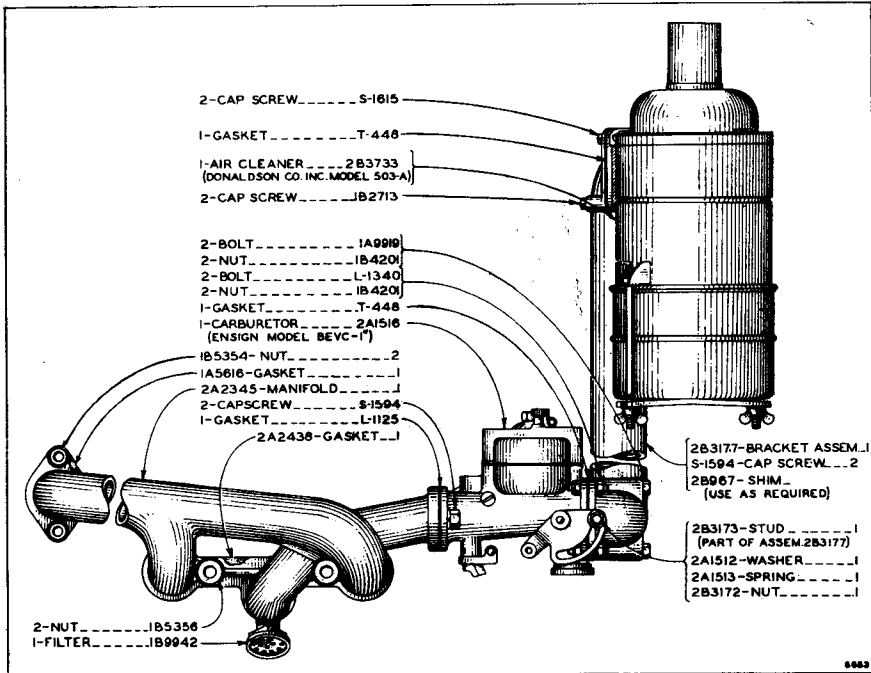


FUEL SYSTEM—STARTING ENGINE

ALWAYS GIVE MACHINE NUMBER WHEN ORDERING PARTS

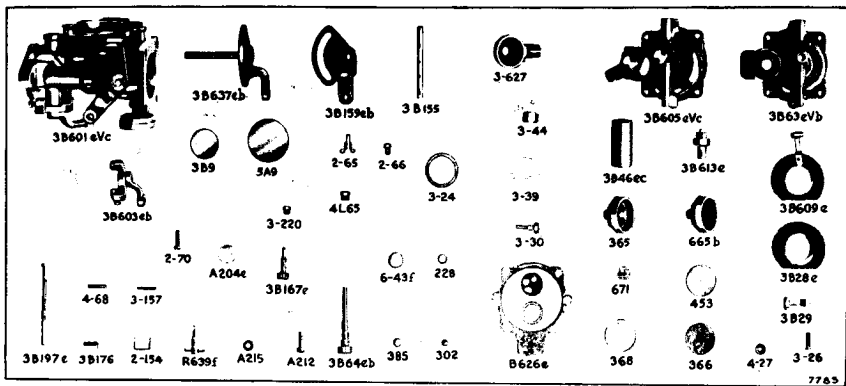


MANIFOLD AND AIR CLEANER—STARTING ENGINE
(Machines 6E1 to 6E90 Inclusive)



MANIFOLD AND AIR CLEANER—STARTING ENGINE
(Effective with Machine 6E901)

ALWAYS GIVE MACHINE NUMBER WHEN ORDERING PARTS

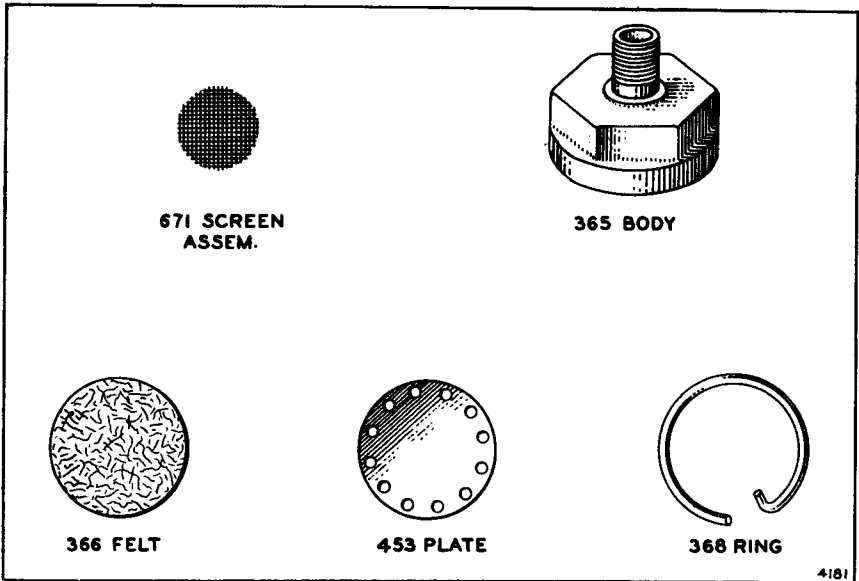


"CATERPILLAR" No. 2A1516 CARBURETOR

Part No.	Description	Part No.	Description
3B9	Throttle Disc	A-215	Fuel Bowl Screw Lockwashers (4 used in Fuel Bowl)
5A9	Choke Disc	3-220	Screw Plugs
3-24	Strainer Cage Gasket	228	5/16" Welch Plugs (2 used in Carburetor)
3-26	Float Lever Screw	302	3/16" Welch Plugs (5 used in Carburetor)
4-27	Float Lever Screw Washer	365	Drain Filter Body
3B28e	Cork Float	366	Drain Filter Felt
3B29	Float Lever	368	Drain Filter Ring
3-30	Float Lever Pivot	385	1/4" Welch Plugs (4 used in Throttle Tube)
3-39	Strainer Cage Screen	453	Drain Filter Screen
6-43f	1/2" Welch Plug	<u>BLEEDS</u>	
3-44	Strainer Cage Nut	4L65	"L" Bleed Screw
3B46ec	Fuel Control	<u>ASSEMBLIES</u>	
3B63eVb	Fuel Bowl Cover	3B601eVc	Throttle Tube Assembly
3B64eb	Fuel Adjusting Screw	3B603eb	Throttle Stop Lever Assem.
2-65	Adjustment Retainer (2 used in Carburetor)	3B605eVc	Fuel Bowl Cover Assembly
2-66	Retainer Screws (4 used in Carburetor)	3B609e	Float Assembly (Cork)
4-68	Throttle Stop Pin	3B613e	Float Valve Assembly
2-70	Throttle Stop Adjusting Screw	B626e	Control and Bowl Gasket Assem.
2-154	Disc Staple (2 used in Throttle Tube)	3-627	Strainer Cage Assembly
3B155	Choke Shaft	3B637eb	Choke Shaft and Stop Lever Assem.
3-157	Choke Lever Pin	R639f	Drain Cock Needle and Handle Assem.
3B159eb	Choke Lever	665b	Drain Filter Assembly
3B167e	Idling Adjustment Screw	671	Drain Filter Wire Screen Assem.
3B176	Throttle Bearing Bushings (2 used in Throttle Tube)		
3B197e	Throttle Shaft and Head		
A204e	Throttle Dust Washer		
A212	Fuel Bowl Cover Screws (4 used in Fuel Bowl)		

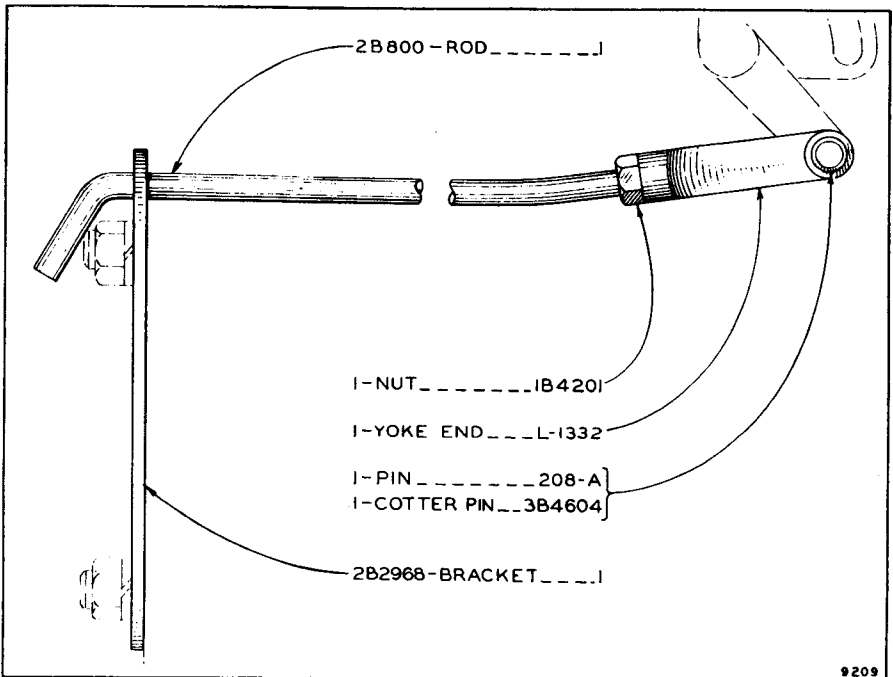
Note: Numbers shown on this page are "Ensign" not "Caterpillar" part numbers, except when specified. (See Page 132)

ALWAYS GIVE MACHINE NUMBER WHEN ORDERING PARTS



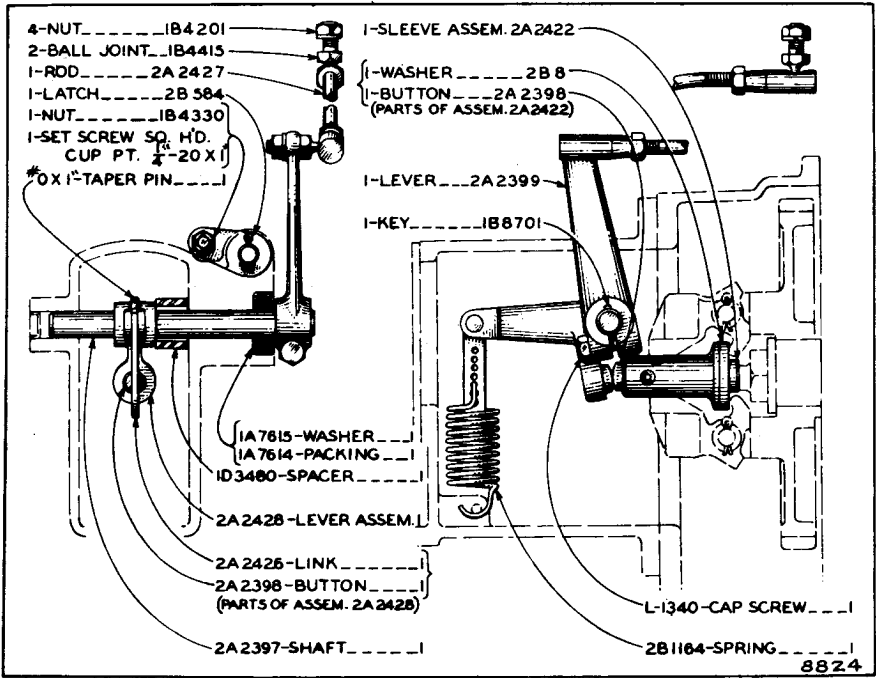
"CATERPILLAR" No. 1B9942 DRAIN FILTER

Note: Numbers shown in above illustration are "Ensign" not "Caterpillar" part numbers.
(See Page 132)

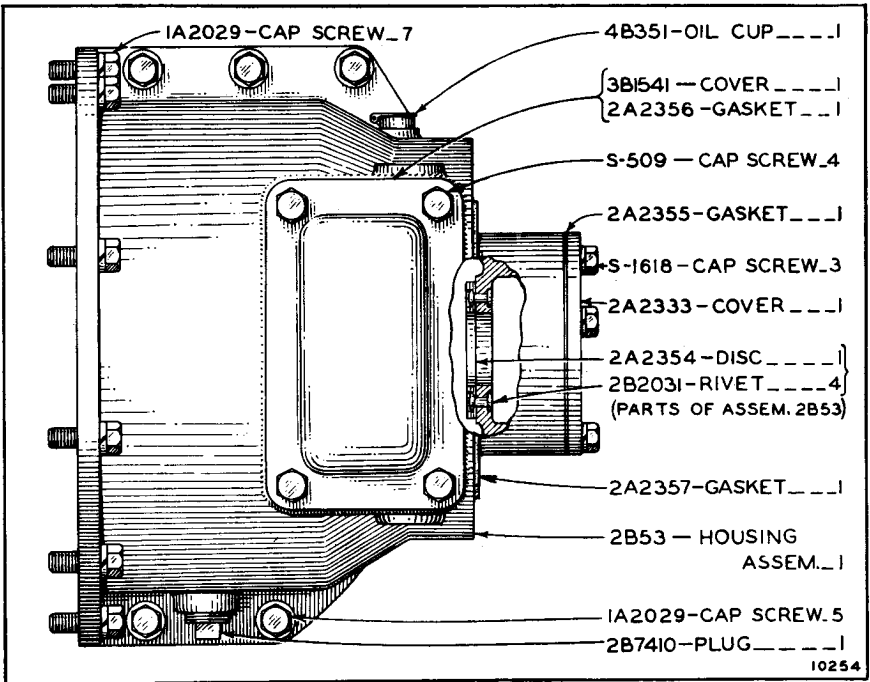


CARBURETOR CHOKE CONTROL—STARTING ENGINE

ALWAYS GIVE MACHINE NUMBER WHEN ORDERING PARTS

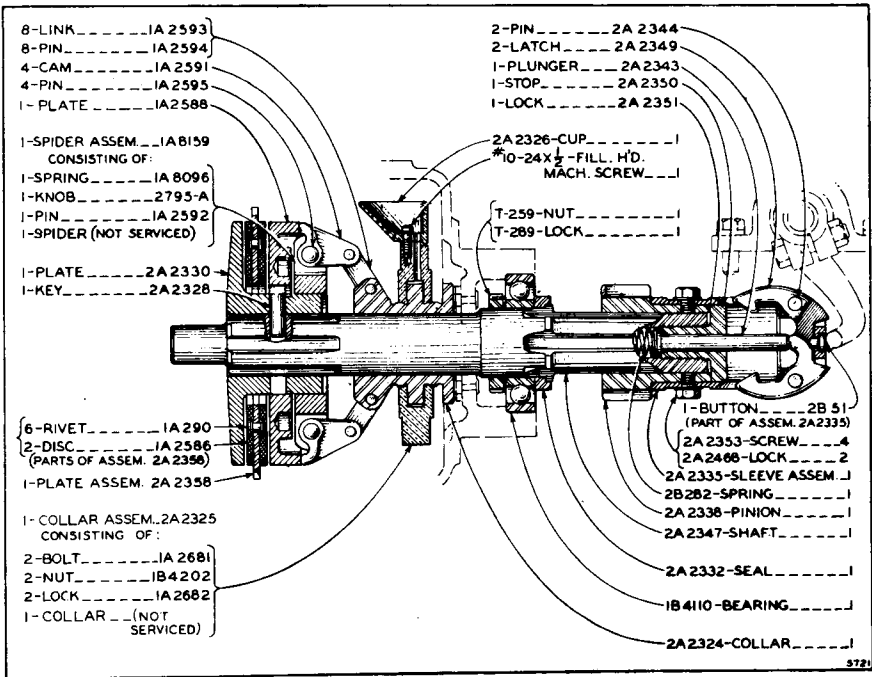


GOVERNOR CONTROL—STARTING ENGINE

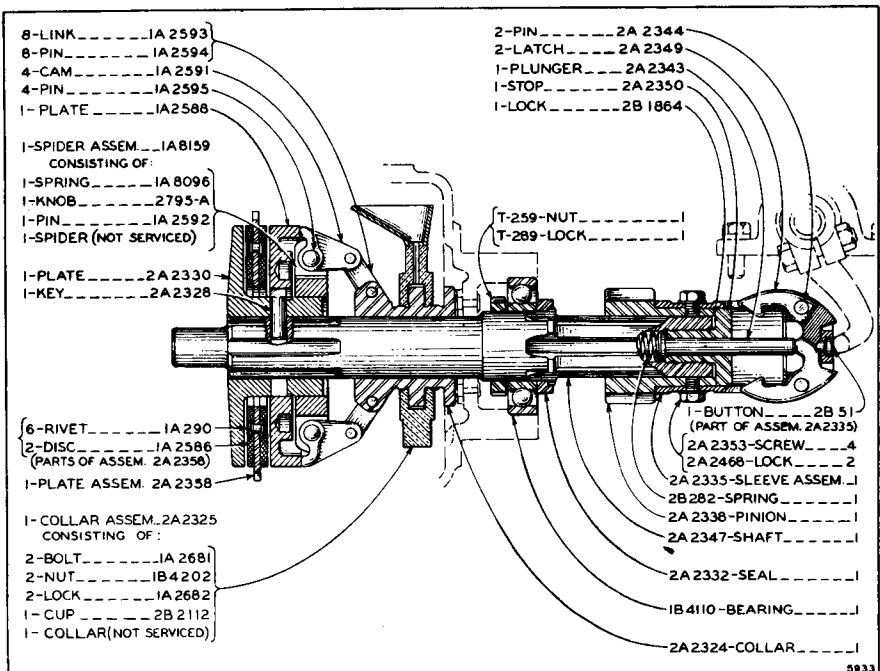


CLUTCH HOUSING—STARTING ENGINE

ALWAYS GIVE MACHINE NUMBER WHEN ORDERING PARTS

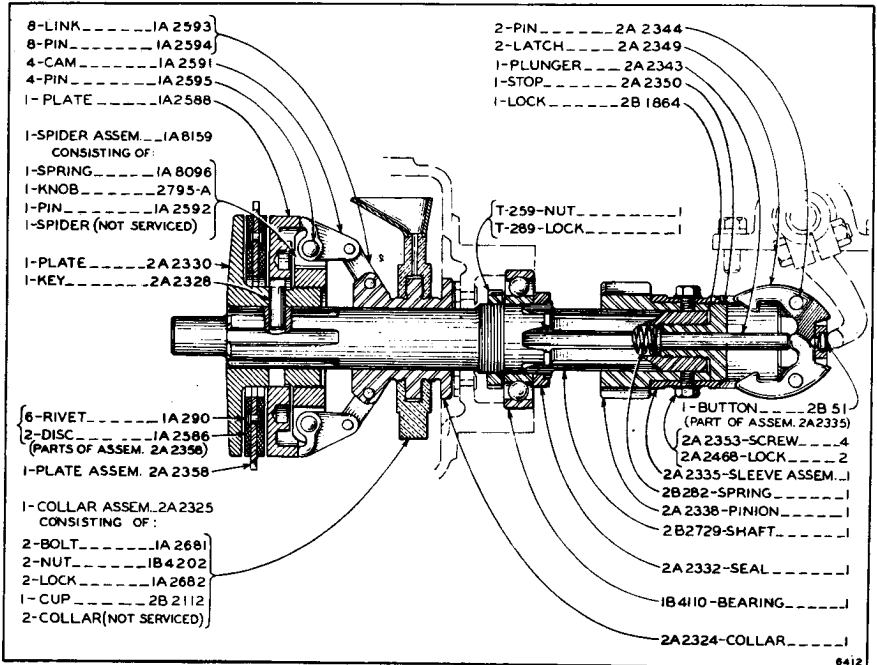


CLUTCH AND STARTER PINION—STARTING ENGINE
 (Machines 6E1 to 6E343 Inclusive)

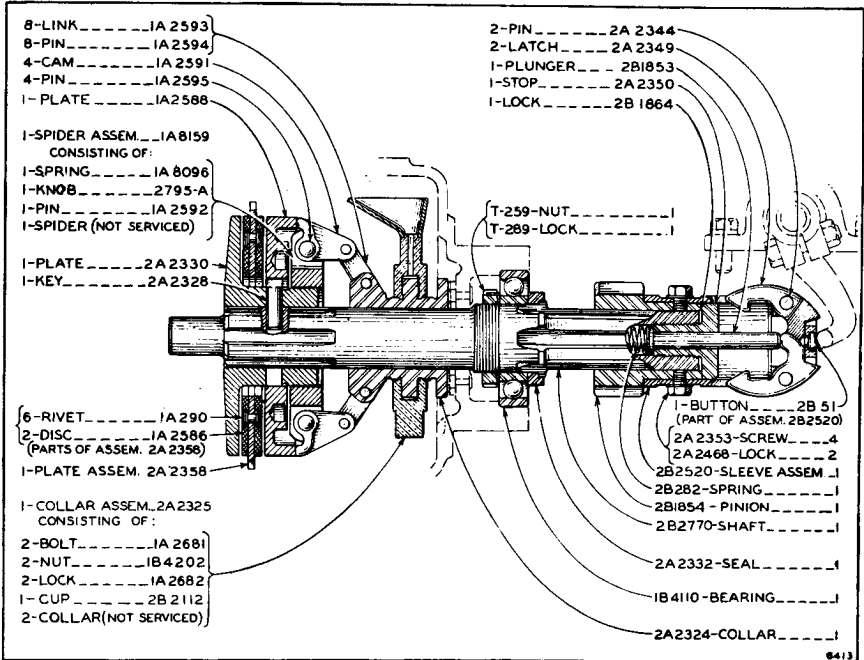


CLUTCH AND STARTER PINION—STARTING ENGINE
 (Machines 6E344 to 6E857 Inclusive)

ALWAYS GIVE MACHINE NUMBER WHEN ORDERING PARTS

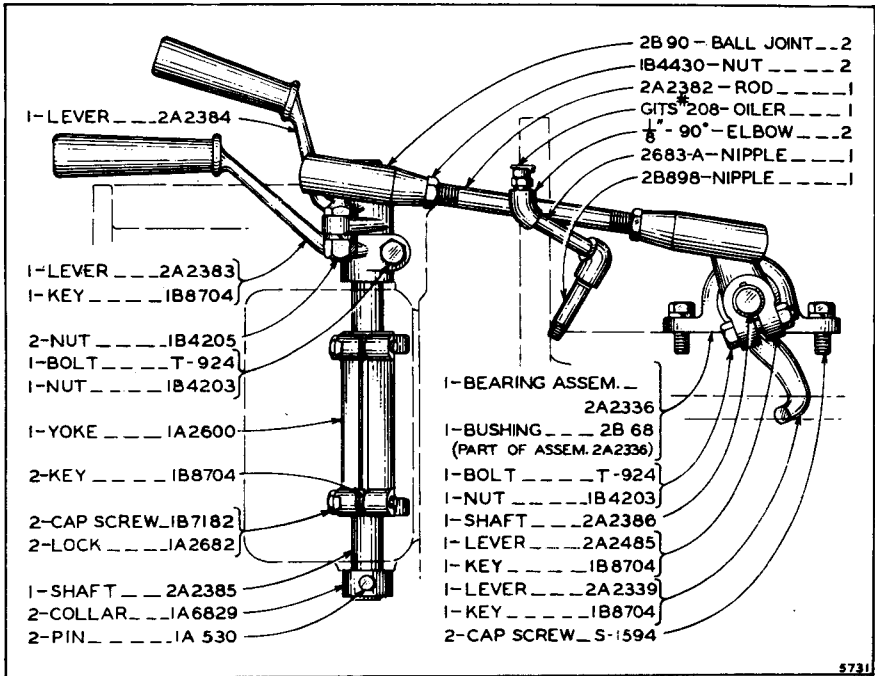


CLUTCH AND STARTER PINION—STARTING ENGINE
 (Machines 6E858 to 6E903 Inclusive)

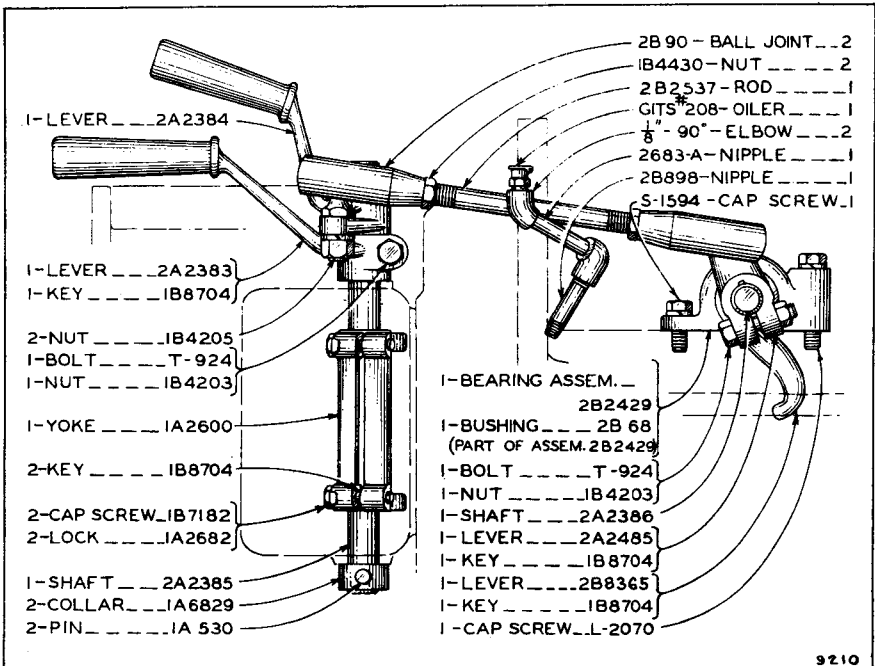


CLUTCH AND STARTER PINION—STARTING ENGINE
 (Effective with Machine 6E904)

ALWAYS GIVE MACHINE NUMBER WHEN ORDERING PARTS

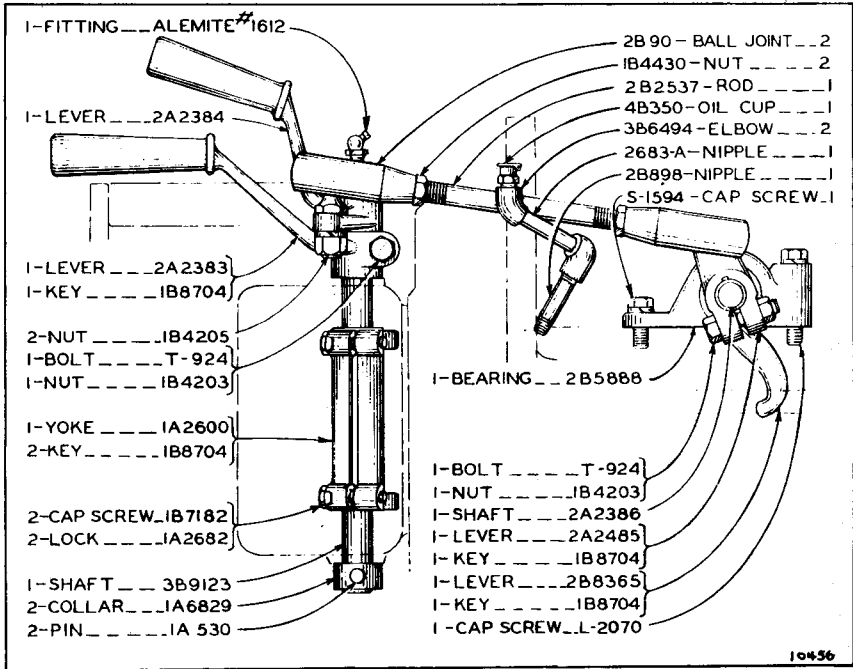


CLUTCH AND STARTER PINION CONTROL—STARTING ENGINE
(Machines 6E1 to 6E903 Inclusive)

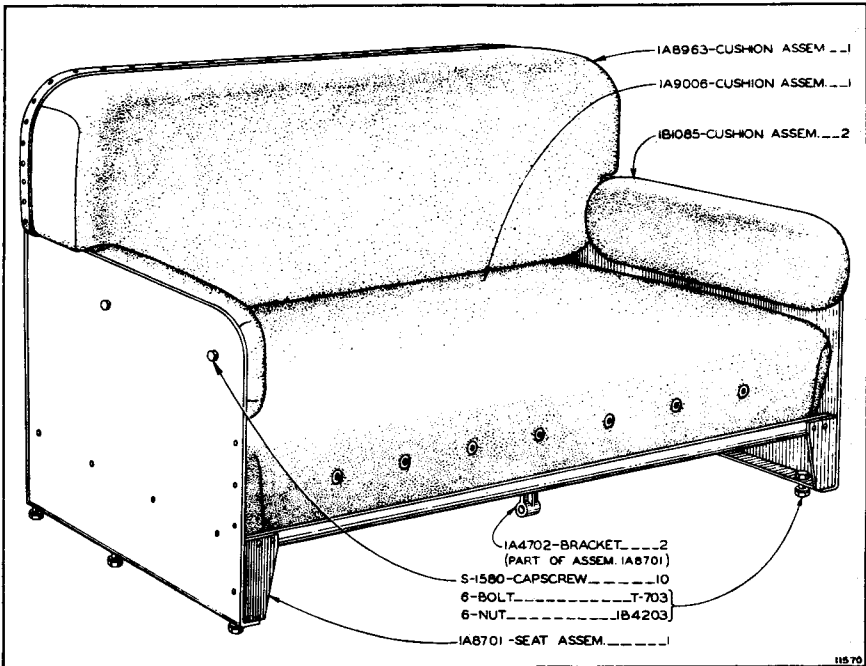


CLUTCH AND STARTER PINION CONTROL—STARTING ENGINE
(Machines 6E904 to 6E1843 Inclusive)

ALWAYS GIVE MACHINE NUMBER WHEN ORDERING PARTS

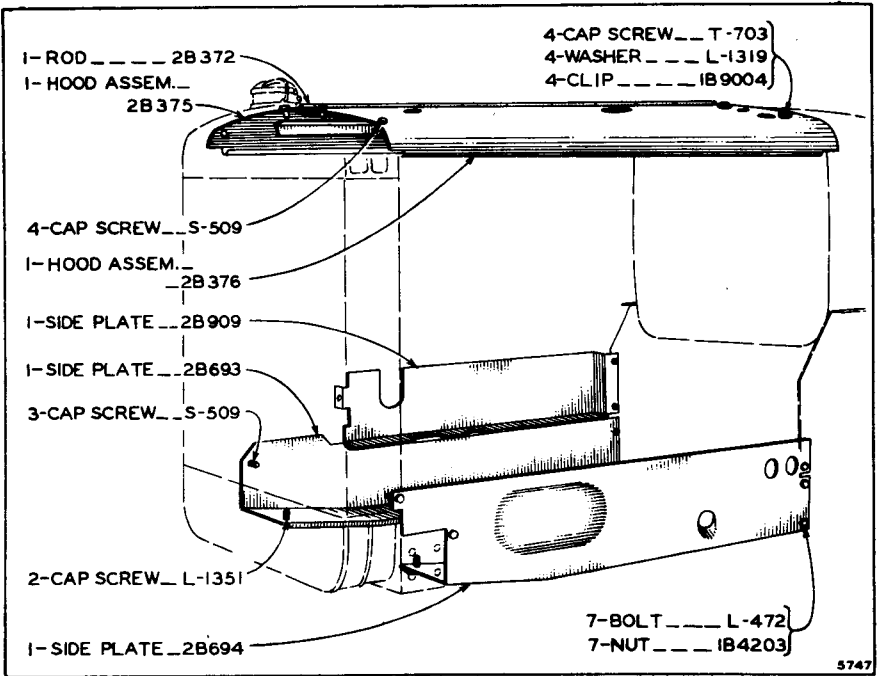


CLUTCH AND STARTER PINION CONTROL—STARTING ENGINE
(Effective with Machine 6E1844)

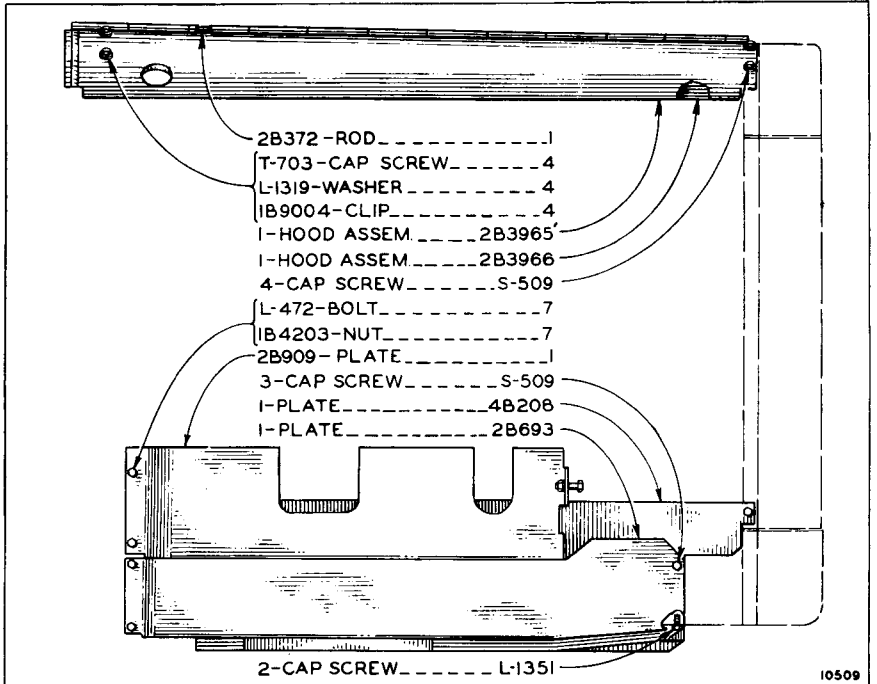


SEAT

ALWAYS GIVE MACHINE NUMBER WHEN ORDERING PARTS

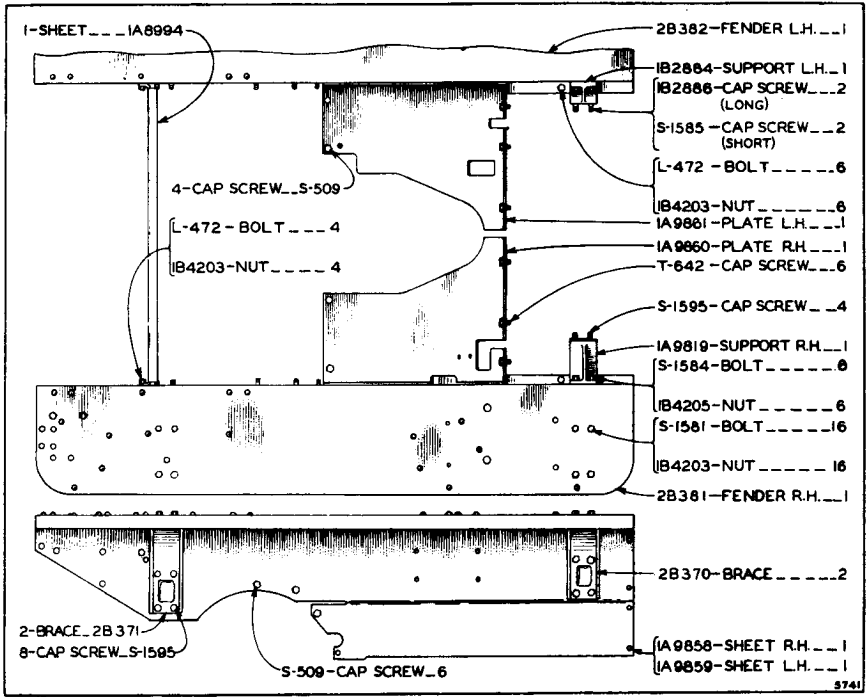


Hood
 (Machines 6E1 to 6E1352 Inclusive)

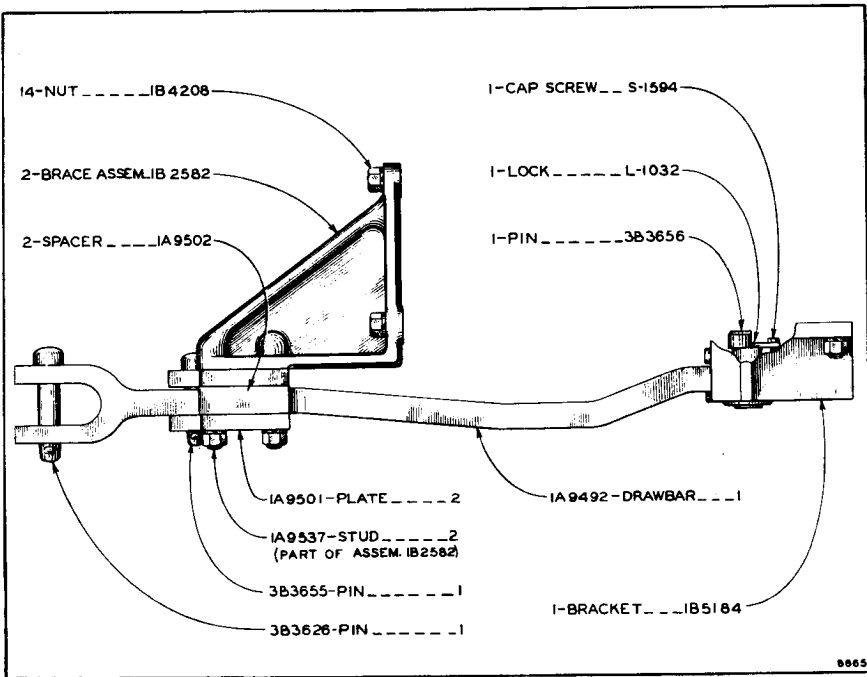


Hood
 (Effective with Machine 6E1353)

ALWAYS GIVE MACHINE NUMBER WHEN ORDERING PARTS

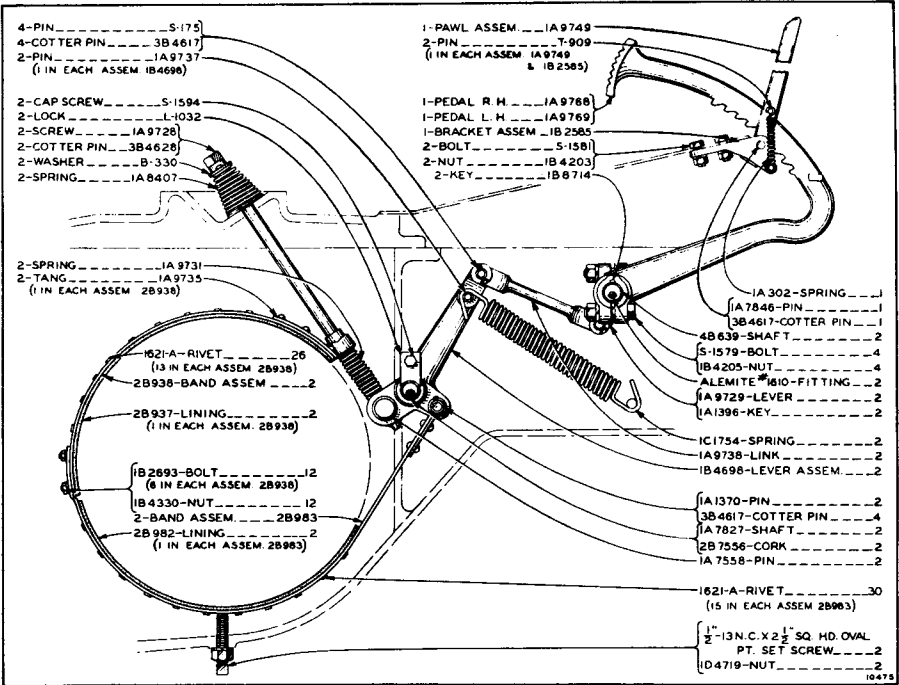


FENDERS AND PLATFORM

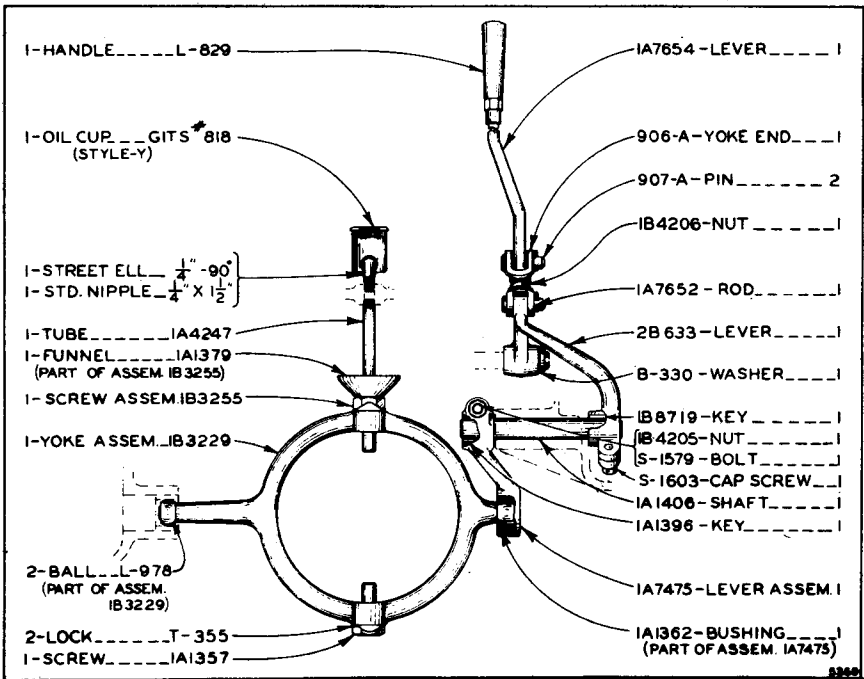


DRAWBAR

ALWAYS GIVE MACHINE NUMBER WHEN ORDERING PARTS

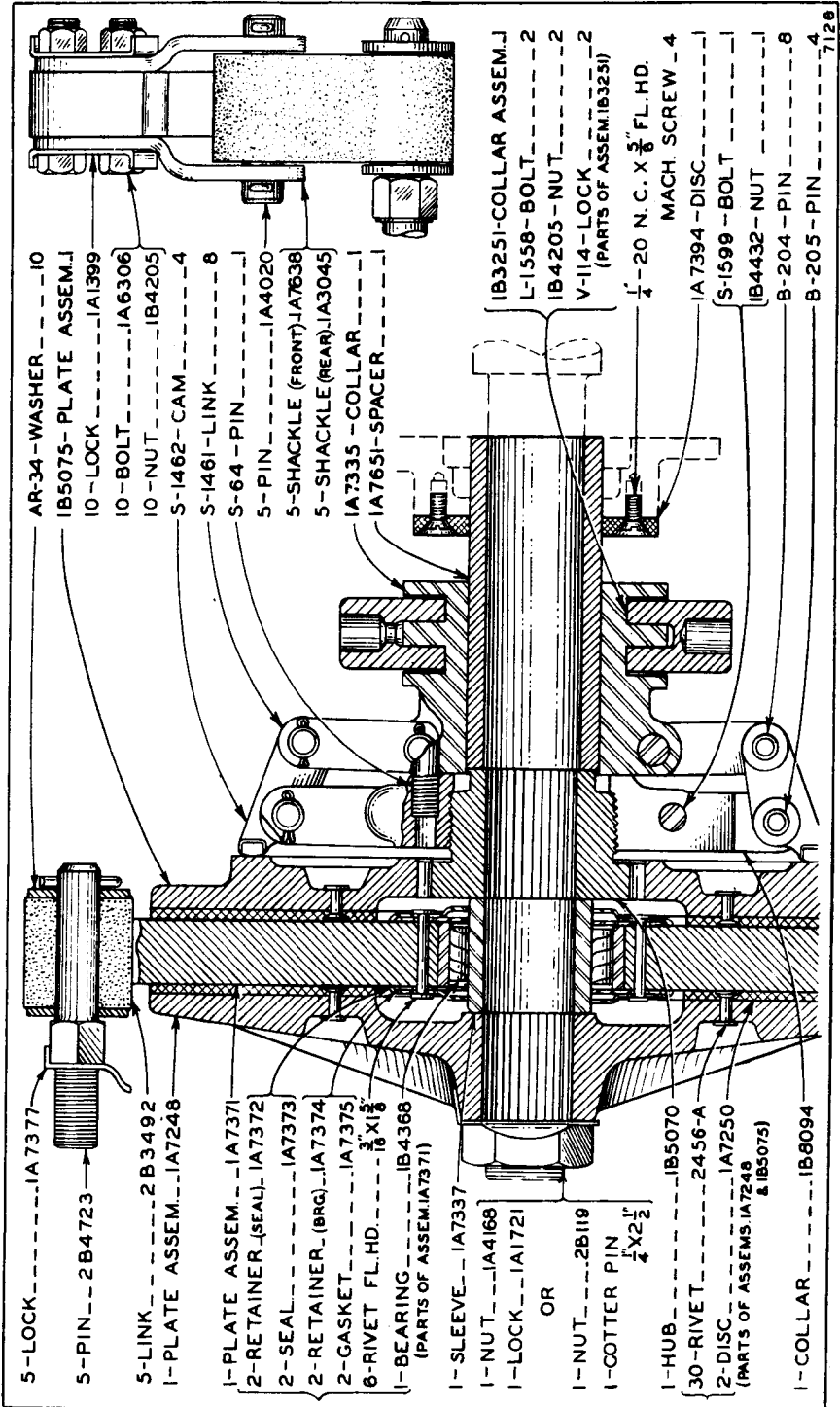


BRAKES AND BRAKE CONTROL



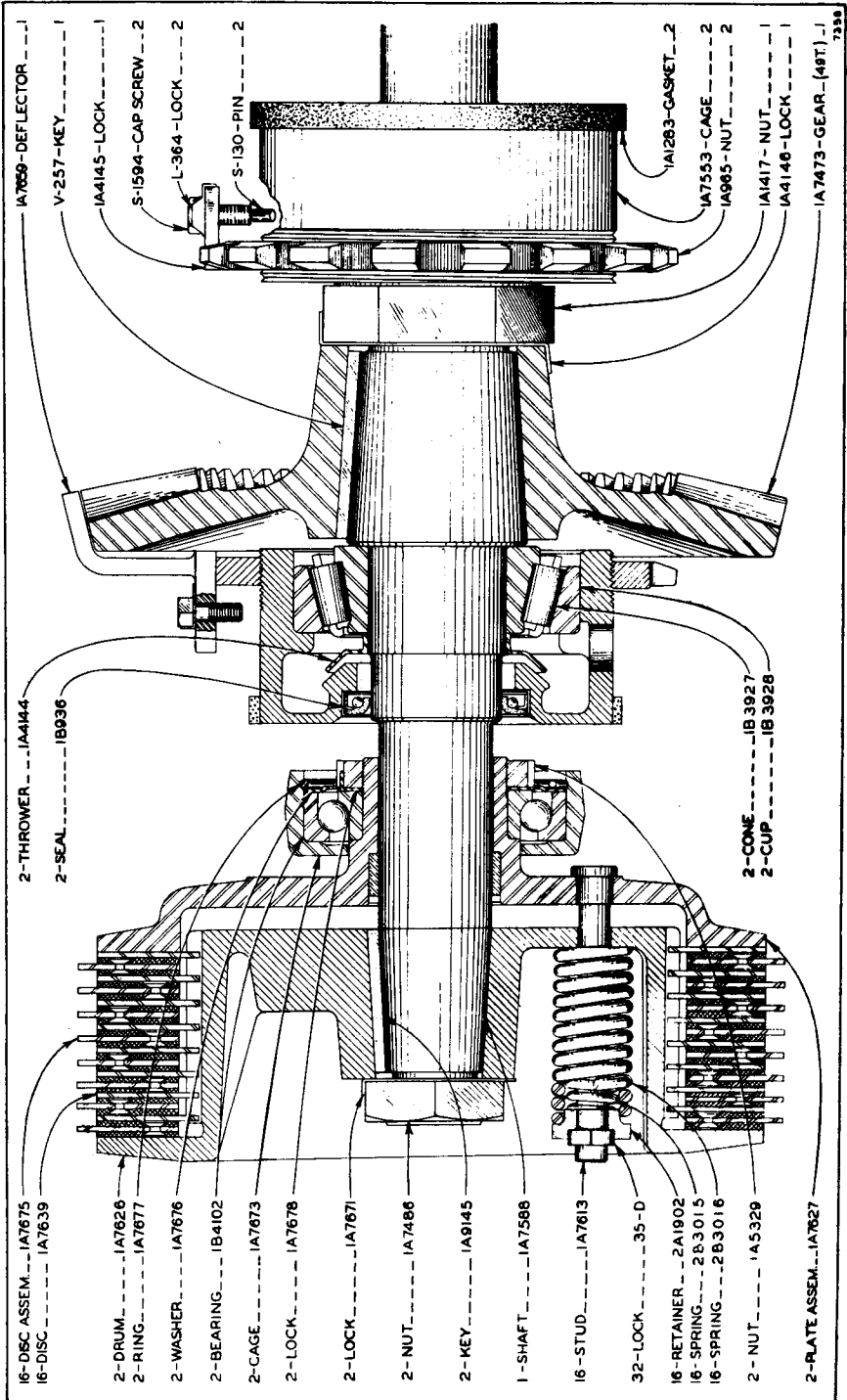
FLYWHEEL CLUTCH CONTROL

ALWAYS GIVE MACHINE NUMBER WHEN ORDERING PARTS



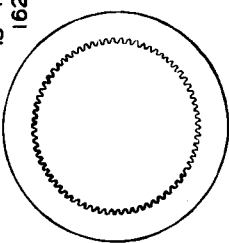
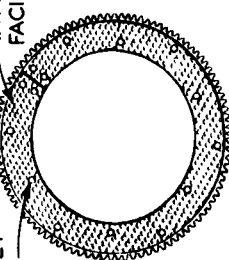
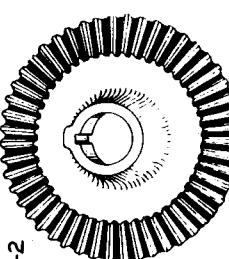
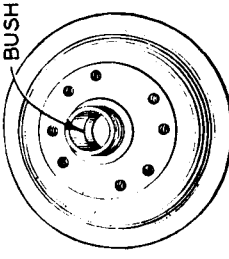
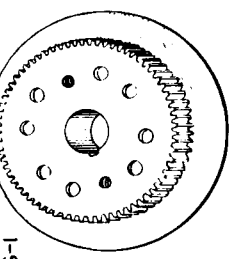
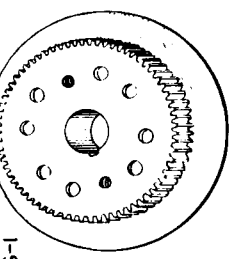




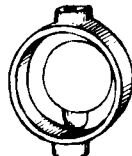
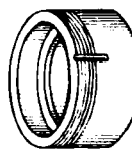



























FLYWHEEL CLUTCH

ALWAYS GIVE MACHINE NUMBER WHEN ORDERING PARTS



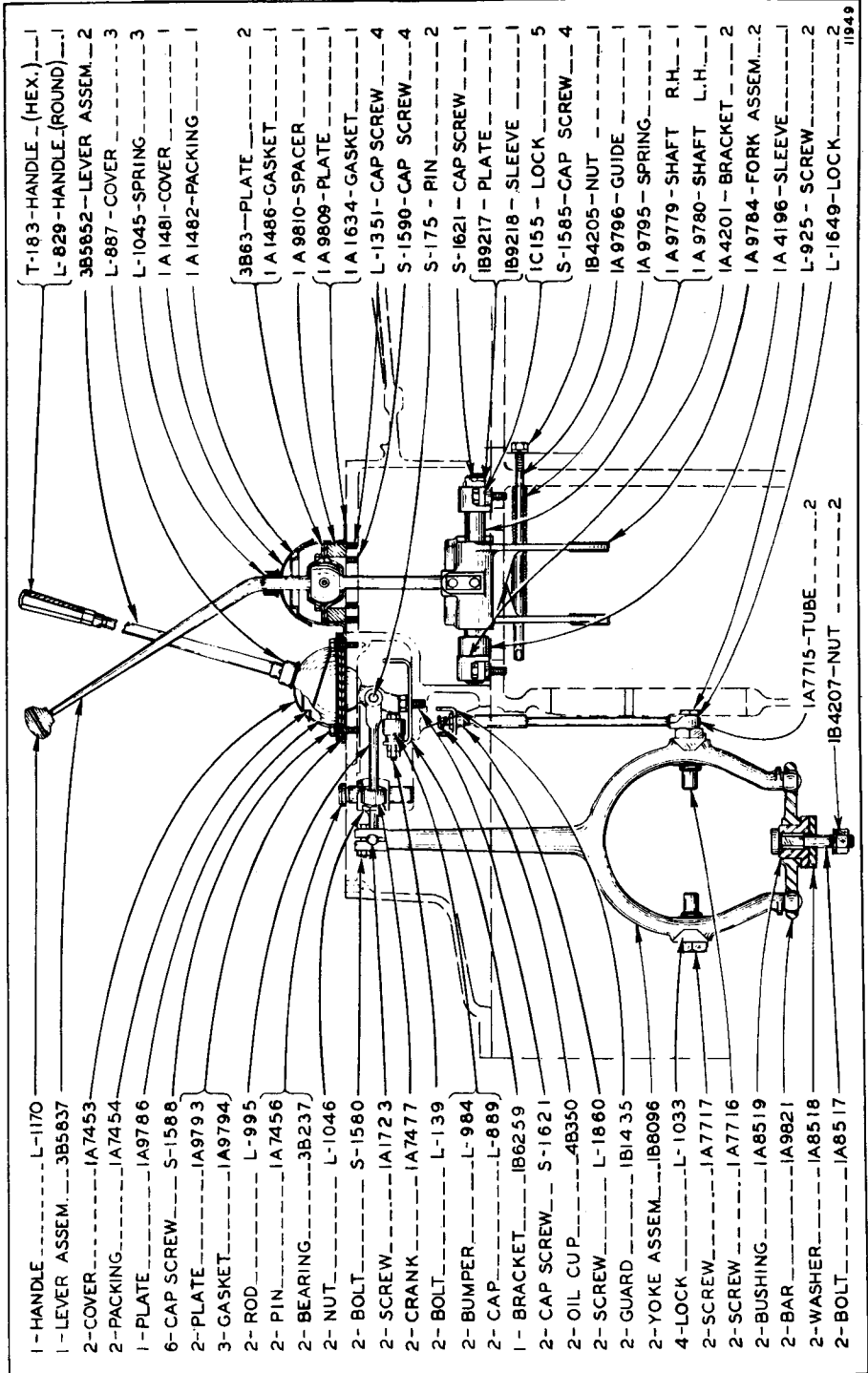
STEERING CLUTCH

ALWAYS GIVE MACHINE NUMBER WHEN ORDERING PARTS

	IA7639 - DISC...16		IA7675 - DISC ASSEM...16		IA7473 - GEAR...1 (49T)		IA7627 - PLATE ASSEM...2		IA7629 - BUSHING-1		IA7626 - DRUM...2
	IA7588 - SHAFT...1		IA1283 - GASKET...2		IA7659 - DEFLECTOR-1		2A1902 RETAINER-16		IA7673 - CAGE-2		IA7553 - CAGE-2
	IA7676 - WASHER-2		IA7677 - RING-2		IB3927 - CONE-2		IB3928 - CUP-2		35-D LOCK-32		IB936 - SEAL-2
	IA7486 - NUT-2		IA7613 - STUD-16		2B3015 SPRING-16		2B3016 SPRING-16		IA7678 - LOCK-2		IA5329 - NUT-2
	IA4146 - LOCK-1		IA7671 - LOCK-2		IA9145 - KEY-2		V-257 KEY-1		L-364 LOCK-2		IA4145 LOCK - 1
	IA1417 - NUT-1		IA4146 - LOCK-1		IA7671 - LOCK-2		IA9145 - KEY-2		V-257 KEY-1		L-364 LOCK-2
	S-130 PIN...2		IA4144 - THROWER-2		7352 THROWER-2						

STEERING CLUTCH PARTS

ALWAYS GIVE MACHINE NUMBER WHEN ORDERING PARTS



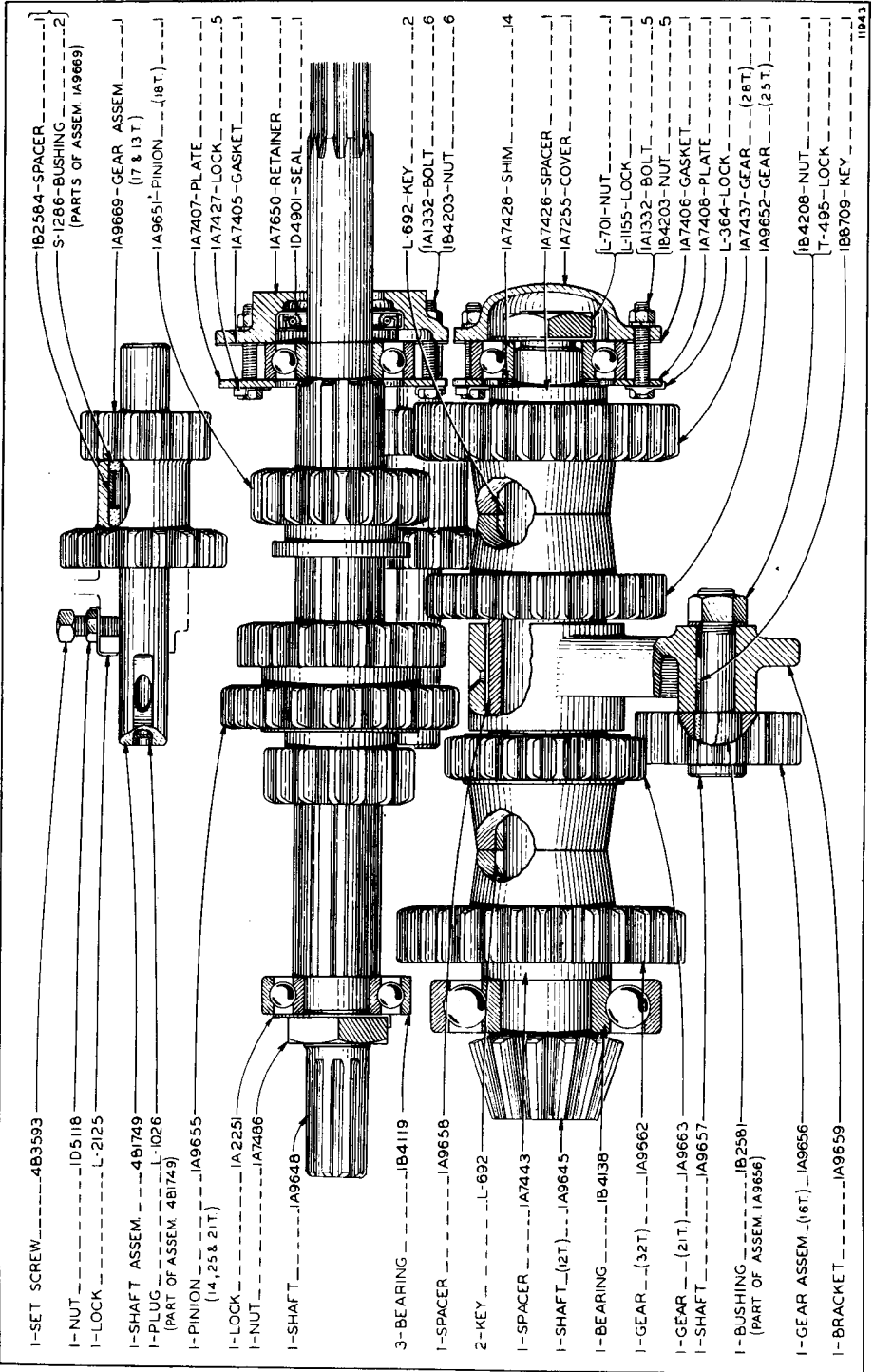
GEAR SHIFT AND STEERING CLUTCH CONTROL

ALWAYS GIVE MACHINE NUMBER WHEN ORDERING PARTS

L-978 BALL-2
IC155 LOCK-5
IB8096 YOKE ASSEM.-2
3B5822-PIN-1-1
IA9809 PLATE-1
IA1634 GASKET-1
IA1481 COVER-1
IA1482 PACKING-1
IA9810 SPACER-1
IA9794-GASKET-3
IA9793-PLATE-2
IA8786-PLATE-1
IA4214-PLATE ASSEM-1
IA4213-SPRING
IA4192-PLUNGER-1
IA9784 FORK ASSEM.-2
L-1170 HANDLE-1
IA4196 SLEEVE-1
IA4201 BRACKET-2
L-829 HANDLE-1
T-183 HANDLE-1
IB6259 BRACKET-1
IA9821 BAR-2
L-984 BUMPER-2
L-1045 SPRING-3
L-887 COVER-3
L-1049 LOCK-2
L-1649 LOCK-2
IB9217 PLATE-1
IA9784 FORK ASSEM.-2
IA7716 SCREW-2
IA7717 SCREW-2
4B350 OIL CUP-2
L-925 SCREW-2
IA7715-TUBE-2
L-995-ROD-2 NUT-2
L-1046 NUT-2
L-889 CAP-2
L-984 BUMPER-2
L-1045 SPRING-3
L-887 COVER-3
L-1649 LOCK-2
L-1049 LOCK-2
IB9217 PLATE-1
IA8519 BUSHING-2
IA8518 WASHER-2
IB6259 BEARING-2
IA7477 CRANK-2
IA8517 BOLT-2
S-175 PIN-2
L-1033 LOCK-4
IB4203-3/8"-24 N.F.-2
IB4205-1/2"-20 N.F.-1
IB4207-3/4"-16 N.F.-2
S-1585-1/2"-13 N.C. X 1/2"-4
S-1585-3/8"-13 N.C. X 1/2"-4
S-1585-1/2"-13 N.C. X 1/2"-4
S-1585-3/8"-16 N.C. X 2"-4
S-1588-3/8"-16 N.C. X 1/2"-6
L1351-3/8"-16 N.C. X 7/8"-4
IA9796-GUIDE-1
IA9795-SPRING-1
IB4203-3/8"-24 N.F.-2
IB4205-1/2"-20 N.F.-1
IB4207-3/4"-16 N.F.-2
S-175 PIN-2
L-1033 LOCK-4
IB9217 PLATE-1
IB4203-3/8"-24 N.F.-2
IB4205-1/2"-20 N.F.-1
IB4207-3/4"-16 N.F.-2
S-175 PIN-2
L-1033 LOCK-4
IB9217 PLATE-1
IB4203-3/8"-24 N.F.-2
IB4205-1/2"-20 N.F.-1
IB4207-3/4"-16 N.F.-2
S-175 PIN-2
L-1033 LOCK-4
IB9217 PLATE-1

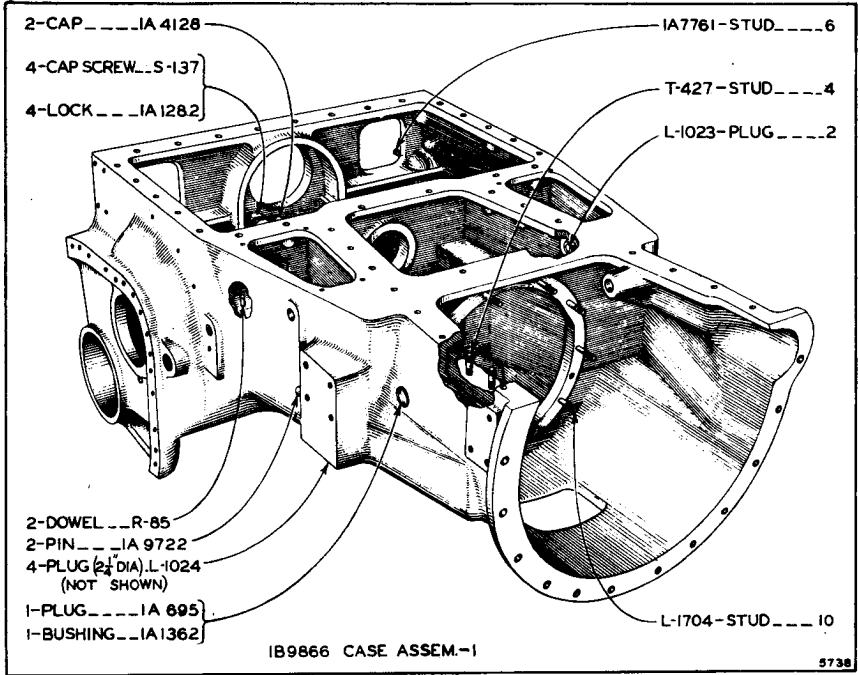
GEAR SHIFT AND STEERING CLUTCH CONTROL PARTS

ALWAYS GIVE MACHINE NUMBER WHEN ORDERING PARTS

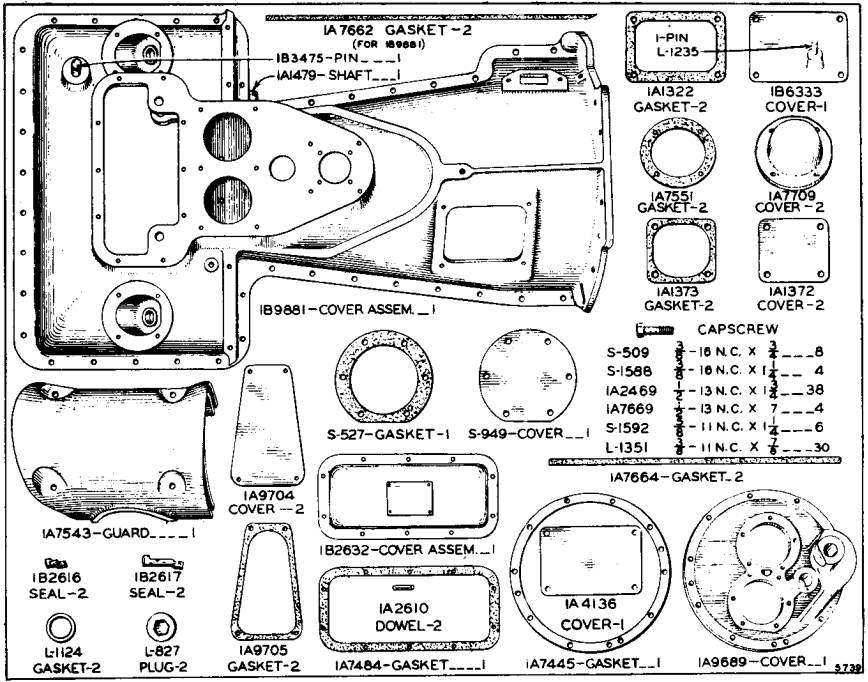


TRANSMISSION

ALWAYS GIVE MACHINE NUMBER WHEN ORDERING PARTS

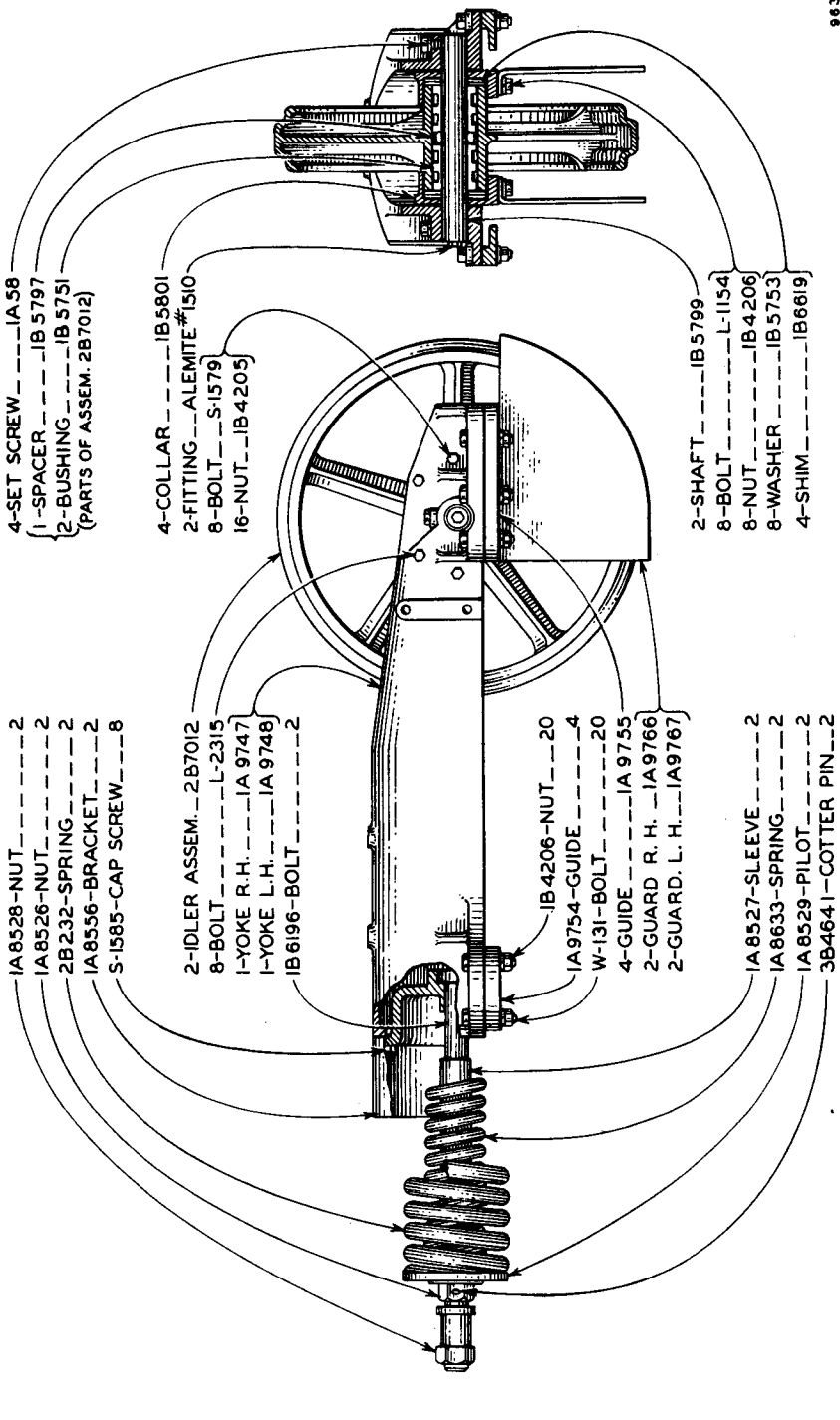


TRANSMISSION CASE ASSEMBLY



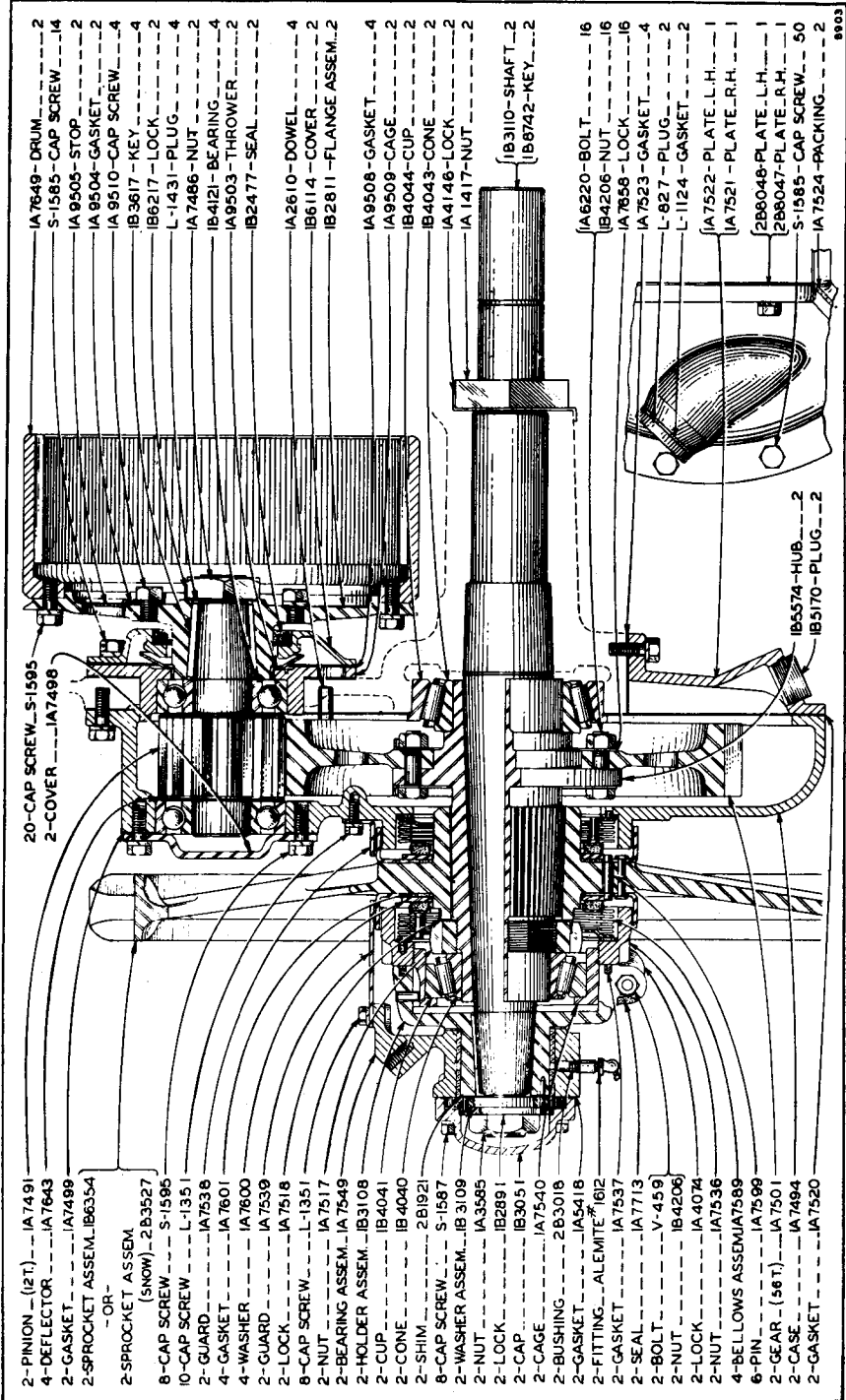
TRANSMISSION CASE COVERS

ALWAYS GIVE MACHINE NUMBER WHEN ORDERING PARTS



FRONT IDLER

ALWAYS GIVE MACHINE NUMBER WHEN ORDERING PARTS

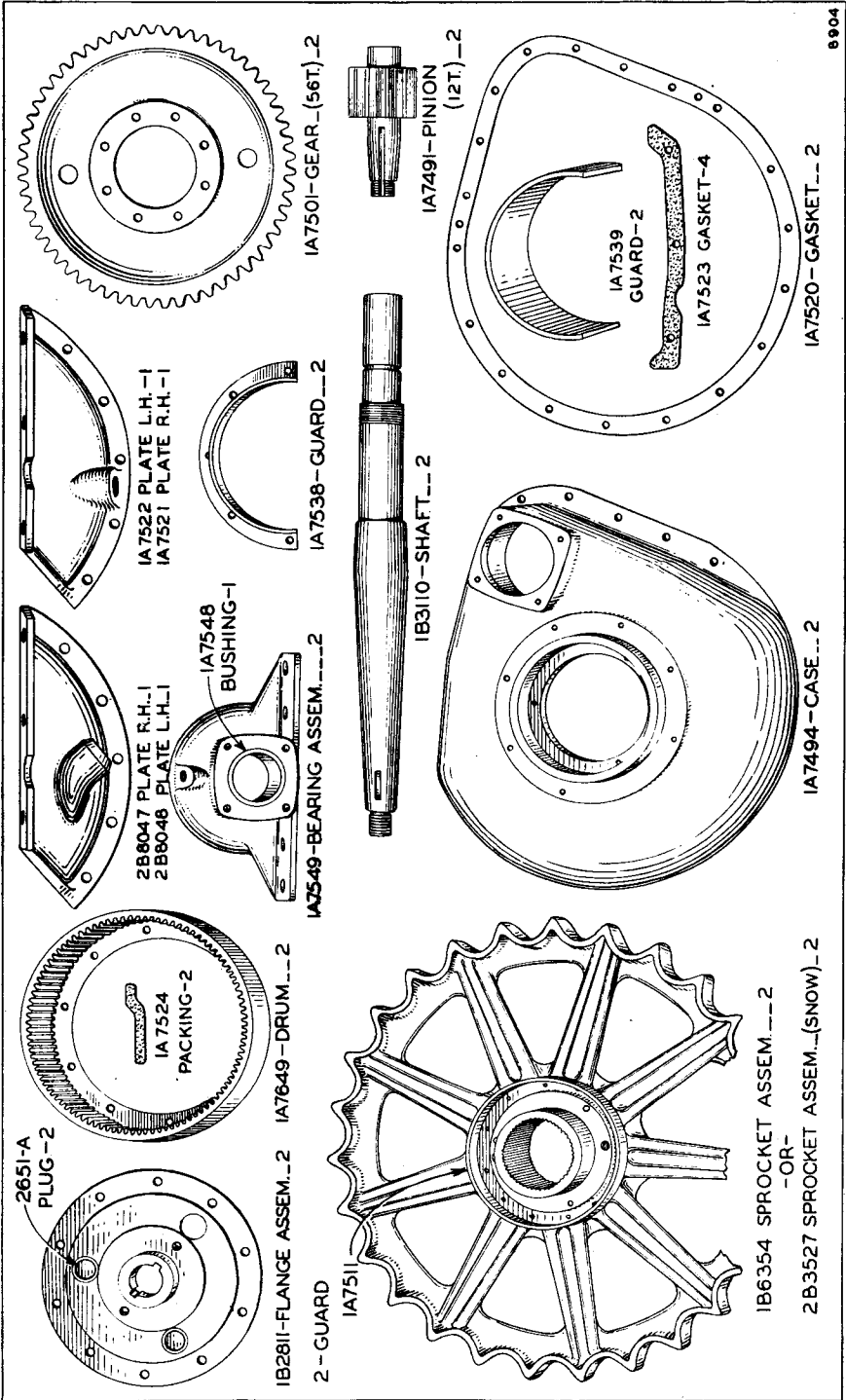


- 2-PINION (12T) IA 7491
- 4-DEFLECTOR IA 7643
- 2-GASKET IA 7499
- 2-SPROCKET ASSEM. IB 6354
- OR-
- 2-SPROCKET ASSEM (SNOW) 2 B 3527
- 8-CAP SCREW S-1595
- 10-CAP SCREW L-1351
- 2-GUARD IA 7538
- 4-GASKET IA 7601
- 4-WASHER IA 7600
- 2-GUARD IA 7539
- 2-LOCK IA 7518
- 8-CAP SCREW L-1351
- 2-NUT IA 7517
- 2-BEARING ASSEM. IA 7649
- 2-HOLDER ASSEM. IB 3108
- 2-CUP IB 4041
- 2-CONE IB 4040
- 2-SHIM 2 B 1921
- 8-CAP SCREW S-1587
- 2-WASHER ASSEM. IB 3109
- 2-NUT IA 3585
- 2-LOCK IB 2891
- 2-CAP IB 3051
- 2-CAGE IA 7540
- 2-BUSHING 2 B 3018
- 2-GASKET IA 5418
- 2-FITTING-ALEMITE 1612
- 2-GASKET IA 7537
- 2-SEAL IA 7713
- 2-BOLT V-459
- 2-NUT IB 4206
- 2-LOCK IA 4074
- 2-NUT IA 7536
- 4-BELLOWS ASSEM. IA 7589
- 6-PIN IA 7599
- 2-GEAR (56 T) IA 7501
- 2-CASE IA 7494
- 2-GASKET IA 7520
- 20-CAP SCREW S-1595
- 2-COVER IA 7498
- IA 7649-DRUM 2
- S-1585-CAP SCREW 14
- IA 9505-STOP 2
- IA 9504-GASKET 2
- IA 9510-CAP SCREW 4
- IB 3617-KEY 4
- IB 6217-LOCK 2
- L-1431-PLUG 4
- IA 7486-NUT 2
- IB 4121-BEARING 4
- IA 9503-THROWER 4
- IB 2477-SEAL 2
- IA 2610-DOWEL 4
- IB 6114-COVER 2
- IB 2811-FLANGE ASSEM. 2
- IA 9508-GASKET 4
- IA 9509-CAGE 2
- IB 4044-CUP 2
- IB 4043-CONE 2
- IA 4146-LOCK 2
- IA 1417-NUT 2
- IB 3110-SHAFT 2
- IB 6742-KEY 2
- IA 6220-BOLT 16
- IB 4206-NUT 16
- IA 7658-LOCK 16
- IA 7523-GASKET 4
- L-827-PLUG 2
- L-1124-GASKET 2
- IA 7522-PLATE-L.H. 1
- IA 7521-PLATE-R.H. 1
- 2B8048-PLATE-L.H. 1
- 2B8047-PLATE-R.H. 1
- S-1585-CAP SCREW 50
- IA 7524-PACKING 2

FINAL DRIVE
(Machines 6E1 to 6E29 Inclusive)

8903

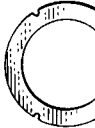


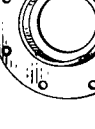









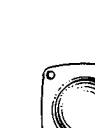





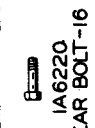





























ALWAYS GIVE MACHINE NUMBER WHEN ORDERING PARTS



8904

FINAL DRIVE PARTS
(Machines 6E1 to 6E229 Inclusive)

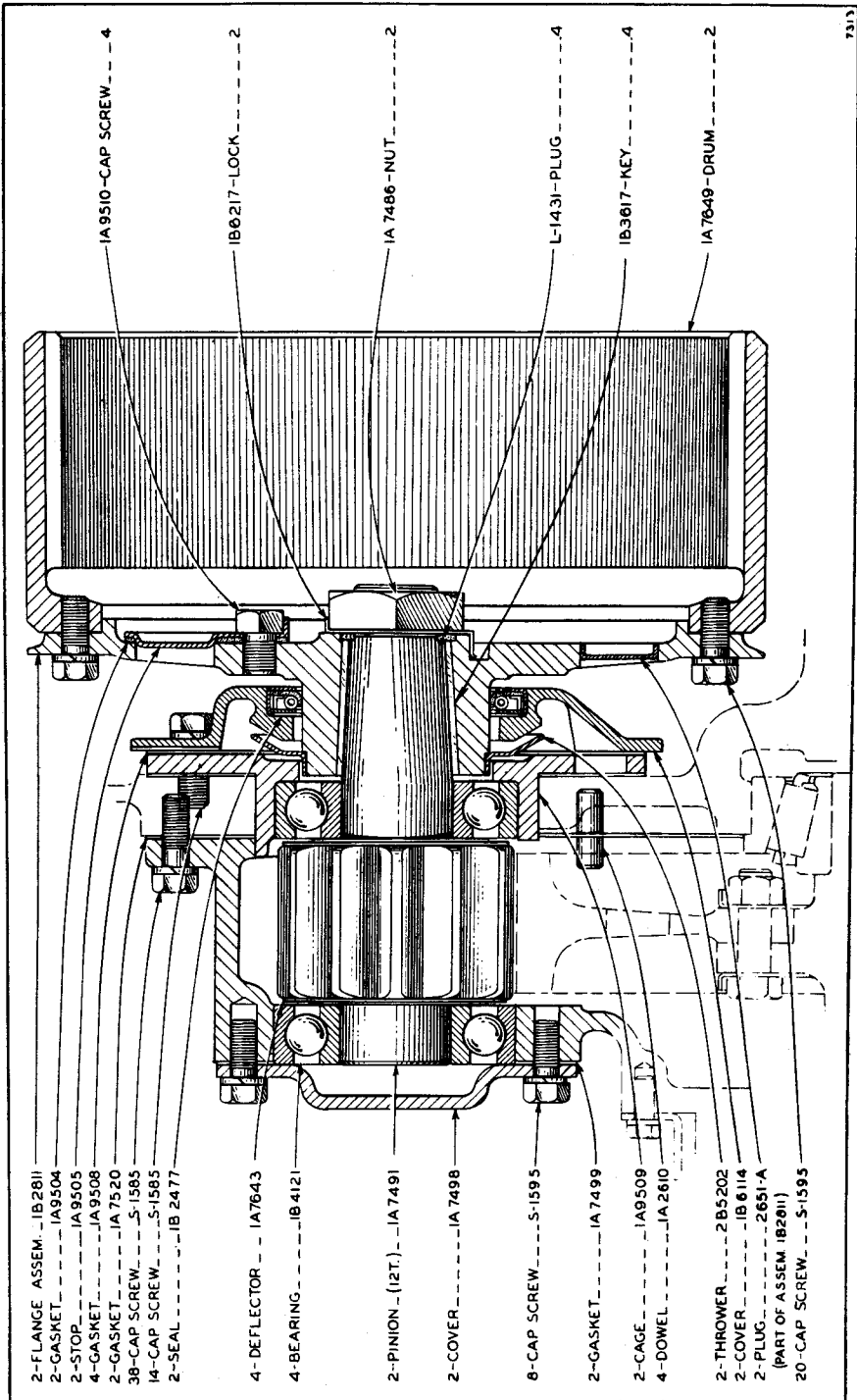
ALWAYS GIVE MACHINE NUMBER WHEN ORDERING PARTS

	IA7600 -WASHER_4		IA7540-CAGE_2		IA7536-NUT_2		IA9509-CAGE_2		IA9508-CASKET_4		IB6114-COVER_2		IA7537 GASKET-2		L-2061 DOWEL-1		S-1076 PIN-2	IB3108 HOLDER ASSEM-2
	IA7601 GASKET-4		IA7589 SEAL ASSEM-4		IB3051 CAP-2		IA5418 GASKET-2		IA7498 COVER-2		IA7499 GASKET-2		IB2477 SEAL-2		IA7643 DEFLECTOR-4		IA9503 OIL THROWER	
	IB5574 HUB-2		IA6220 GEAR BOLT-16		IB4043-CONE-2		IB4044-CUP-2		IB4121 BEARING-4		IA1417 NUT-2		IA4146 LOCK-2		IB5170 PLUG-2			
	L-1351 - 3/8 - 16 N.C. X 7/8		S-1595 - 1/2 - 13 N.C. X 1 1/4		S-1585 - 1/2 - 13 N.C. X 1 1/2		S-1587 - 1/2 - 13 N.C. X 1 3/4		IA9510 - 5/8 - 11 N.C. X 3/4		V-459 - 5/8 - 18 N.F. X 4		IA3585 NUT-2		IA7486 NUT-2		IB3617 KEY-4	
	L-1124 GASKET-2		S-130 PIN-2		IB3109 WASHER ASSEM-2		IA7517 NUT-2		IA9504 GASKET-2		IA9505 OIL STOP-2		IB6217 LOCK-2		IB8742 KEY-2		IA2610 DOWEL-4	
	L-827 PLUG-2		IA7713 SEAL-2		IA7599 PIN-6		L-1431 PLUG-4		IA4074 LOCK-2									

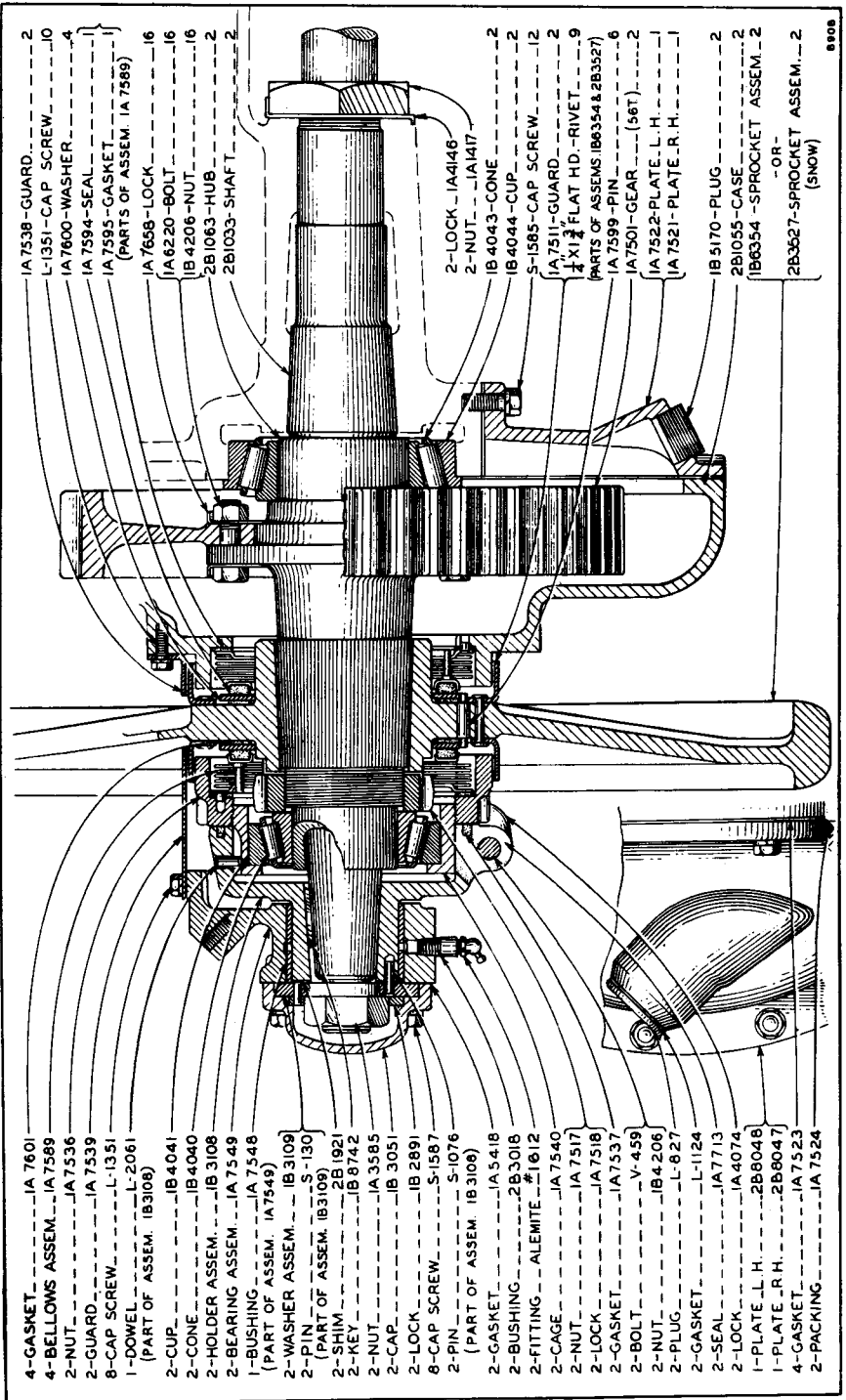
FINAL DRIVE PARTS

(Machines 6E1 to 6E229 Inclusive)

ALWAYS GIVE MACHINE NUMBER WHEN ORDERING PARTS



ALWAYS GIVE MACHINE NUMBER WHEN ORDERING PARTS



- IA 7538-GUARD..... 2
- L-1351-CAP SCREW.....10
- IA 7600-WASHER.....4
- IA 7594-SEAL.....1
- IA 7595-GASKET.....1
- (PARTS OF ASSEM. IA 7589)
- IA 7658-LOCK.....16
- IA 8220-BOLT.....16
- IB 4206-NUT.....16
- 2B 1063-HUB.....2
- 2B1033-SHAFT.....2

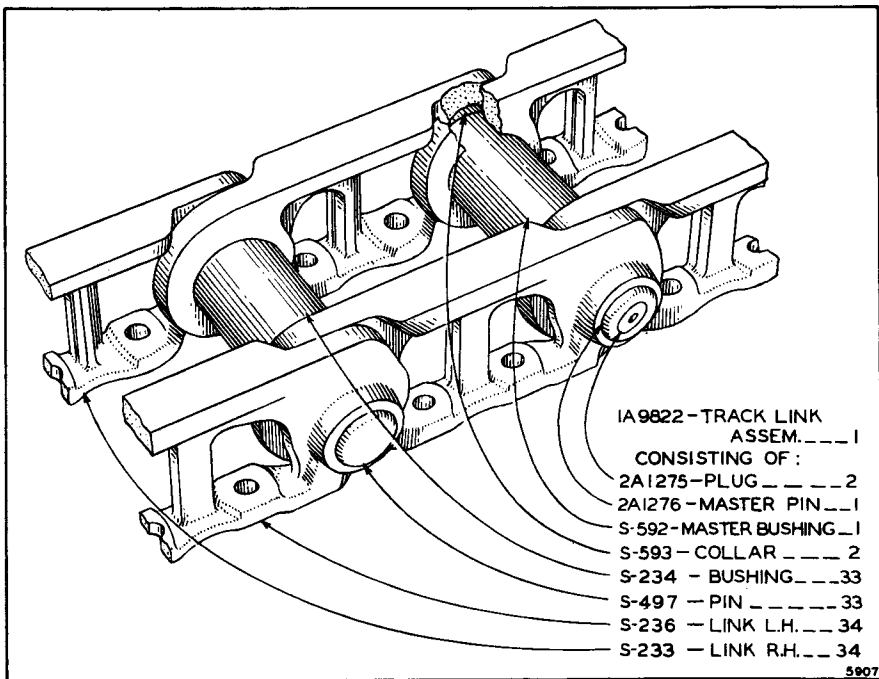
- 2-LOCK-IA4146.....2
- 2-NUT-IA1417.....2
- IB 4043-CONE.....2
- IB 4044-CUP.....12
- S-1585-CAP SCREW.....2
- IA 7511-GUARD.....9
- 1/2 X 1/2 FLAT HD.-RIVET.....6
- (PARTS OF ASSEMS. IB6354 & 2B3527)
- IA 7599-PIN.....2
- IA 7501-GEAR.....1
- IA 7522-PLATE-L.H.....1
- IA 7521-PLATE-R.H.....1
- IB 5170-PLUG.....2
- 2B1055-CASE.....2
- IB6354-SPROCKET ASSEM.....2
- OR-
- 2B3527-SPROCKET ASSEM.....2
- (SNOW)

- 4-GASKET.....IA 7601
- 4-BELLOWS ASSEM.....IA 7569
- 2-NUT.....IA 7536
- 2-GUARD.....IA 7539
- 8-CAP SCREW.....L-1351
- 1-DOWEL.....L-2061
- (PART OF ASSEM. IB3108)
- 2-CUP.....IB 4041
- 2-CONE.....IB 4040
- 2-HOLDER ASSEM.....IB 3108
- 2-BEARING ASSEM.....IA 7549
- 1-BUSHING ASSEM. IA 7548
- (PART OF ASSEM. IA 7549)
- 2-WASHER ASSEM.....IB 3109
- (PART OF ASSEM. IB3109)
- 2-SHIM.....2B 1921
- 2-KEY.....IB 8742
- 2-NUT.....IA 3585
- 2-CAP.....IB 3051
- 2-LOCK.....IB 2891
- 8-CAP SCREW.....S-1587
- 2-PIN.....S-1076
- (PART OF ASSEM. IB 3108)
- 2-GASKET.....IA 5418
- 2-BUSHING.....2B 3018
- 2-FITTING-ALEMITE.....1612
- 2-CAGE.....IA 7540
- 2-NUT.....IA 7517
- 2-LOCK.....IA 7518
- 2-GASKET.....IA 7537
- 2-BOLT.....V-459
- 2-NUT.....IB 4206
- 2-PLUG.....L-627
- 2-GASKET.....L-1124
- 2-SEAL.....IA 7713
- 2-LOCK.....IA 4074
- 1-PLATE-L.H.....2B8048
- 1-PLATE-R.H.....2B8047
- 4-GASKET.....IA 7523
- 2-PACKING.....IA 7524

8908

FINAL DRIVE
(Effective with Machine 6E230)

ALWAYS GIVE MACHINE NUMBER WHEN ORDERING PARTS



TRACK LINK ASSEMBLY (2 Assemblies Req'd.)

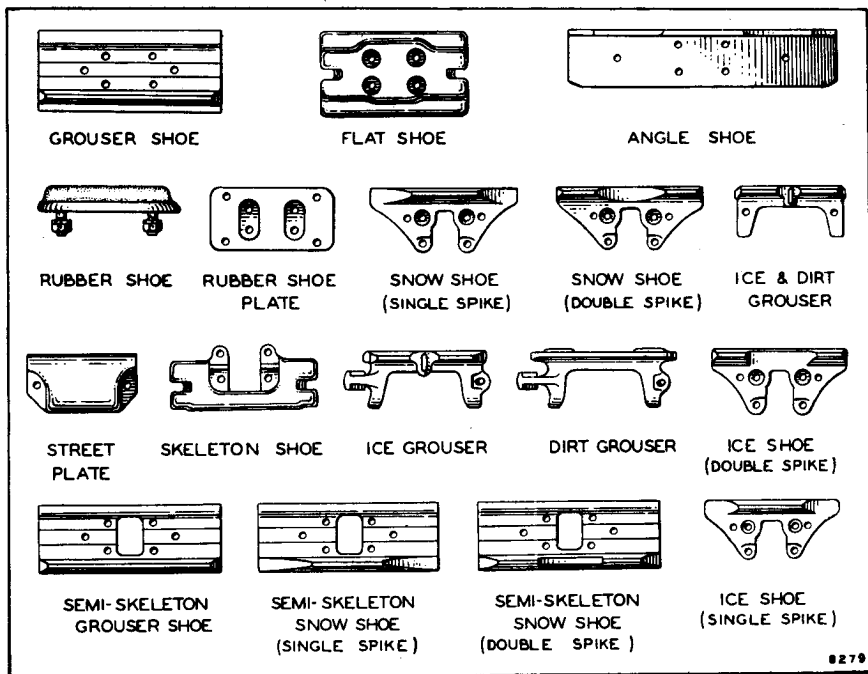
	Complete Track Assem. (2 Req'd. per Tractor)	Shoe (34 Req'd. for One Track)
8" Grouser Shoe	1B3204	1B3116
8" " " " H.T.	1B3212	1B3211
10" " " " " "	1B3206	1B3205
10" " " " H.T.	1B3214	1B3213
12" " " " " "	1B3206	1B3207
12" " " " H.T.	1B3216	1B3215
12" Ice Shoe	1B5478	(S.S.) 1B459 (17 Req'd.) (D.S.) 1B460 (17 Req'd.)
13" Snow Shoe	1B5477	(S.S.) 1B457 (17 Req'd.) (D.S.) 1B458 (17 Req'd.)
13" Rubber Shoe	1B3661	Plate S-2511 Shoe S-2512
13" Flat Shoe	1B2652	S-2111
13" Skeleton Shoe	1B2892	S-1843
13" Semi-Skeleton Snow Shoe	3B3212	(S.S.) 3B3548 (17 Req'd.) (D.S.) 3B3549 (17 Req'd.)
14" Grouser Shoe	1A9823	1A9831
14" " " " H.T.	1B3192	1B2991
16" " " " " "	**1B3210	1B3209
16" " " " H.T.	**1B3218	1B3217
16" Grouser Shoe 1" Offset R.H.	2B1235 (1 Req'd.)	2B1295
16" " " " L.H.	2B1236 (1 Req'd.)	2B1296
16" Semi-Skeleton Grouser Shoe H.T.	**2B7909	2B7910
16" " " " Snow	**2B9738	(S.S.) 2B9739 (17 Req'd.) (D.S.) 2B9740 (17 Req'd.)
18" Grouser Shoe	*2B978	2B3086
18" " " " H.T.	*2B3801	2B3818
18" Grouser Shoe 1" Offset R.H.	**1B5547 (1 Req'd.)	1B5546
18" " " " L.H.	**1B5548 (1 Req'd.)	1B5546
20" Angle Shoe	*2B2355	2B2365
20" Grouser Shoe	*2B979	2B2090
20" " " " H.T.	*2B3798	2B3799
20" Grouser Shoe 2" Offset R.H.	**1B4897 (1 Req'd.)	1B4895
20" " " " L.H.	**1B4898 (1 Req'd.)	1B4896
24" " " " " "	*2B1234	1B5989
24" Angle Shoe	*2B2091	R-217
30" Grouser Shoe	*2B5043	1B6509
30" Angle Shoe	*2B4917	2B4908

2A3223 Track Shoe Bolt - 136 Req'd. for one Track
 S-1584 - 136 (Used with Tracks 1B2652, 1B2892, 1B5478 & 1B5477)

1B4432 " " " " " Nut - 136 Req'd. for one Track
 H.T. - Heat Treated S.S. - Single Spike D.S. - Double Spike
 * - For use on Wide Gauge Models only
 ** - Cannot be used on Thirty-Five Tractors with 53" Tread

11944

ALWAYS GIVE MACHINE NUMBER WHEN ORDERING PARTS



8279

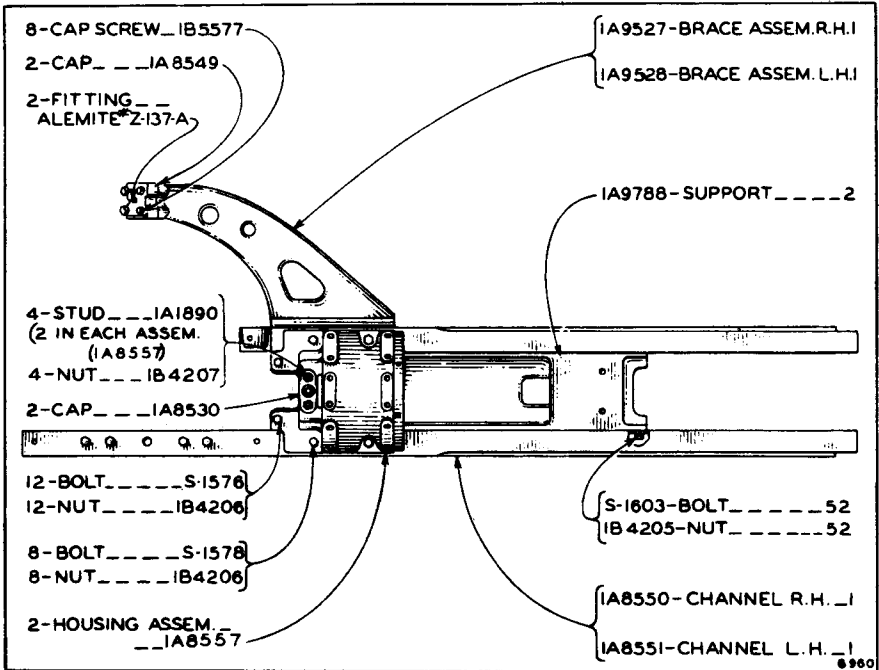
TRACK SHOES, GROUSERS AND STREET PLATES

Name	Complete Group Nos.		Part Number	Unit, Part Qty. in		For use on Track Shoes
	(Full Set)	(Half Set)		Full Set	Half Set	
Ice & Dirt Grouser	1B3592	2B3486	L-1934	68	34	1B3205, 1B3213, 1B3207, 1B3215, 1A9831, 1B2991, 1B3209, 1B3217, 2B1295, 2B1296, 2B7910, 2B9739, 2B9740, 2B2086, 2B3818, 1B5545, 1B5546, 2B2090, 2B3819, 1B4895, 1B4896, 1B5989 & 1B6509
Street Plate	1B3324	2B3489	S-1927	68	34	
Ice Grouser	1B3593	2B3488	S-1847 R.H.	34	17	S-1843 & S-2111
			S-1848 L.H.	34	17	
Dirt Grouser	1B3594	2B3487	S-1845 R.H.	34	17	S-2111
			S-1846 L.H.	34	17	

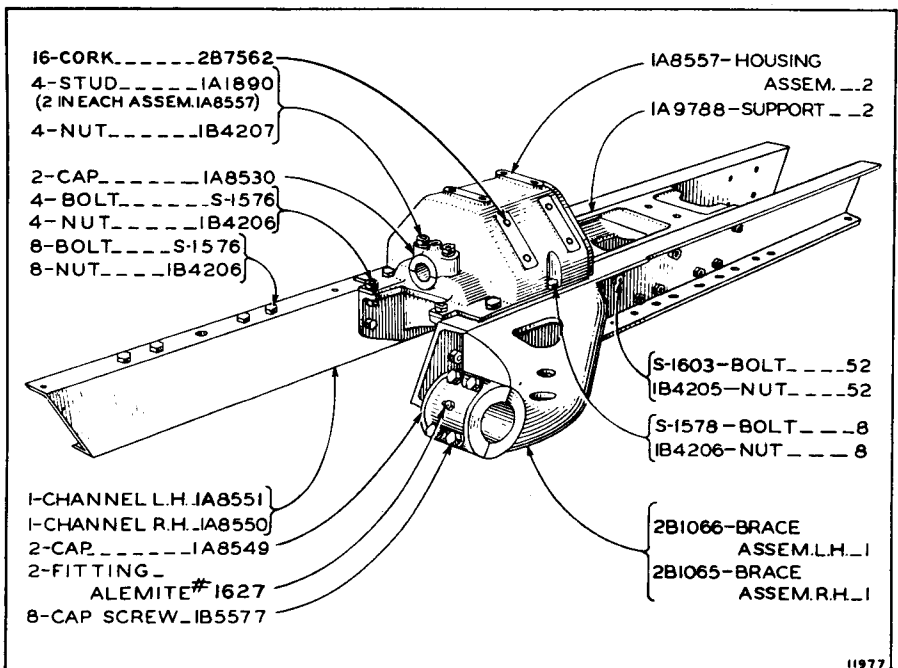
S-1584 Bolt 2 Req'd. for each Grouser L-1934
 S-1844 " 1 " " " S-1847, S-1848, S-1845 & S-1846
 S-1603 " 2 " " Street Plate S-1927
 1B4205 Nut (Used with S-1584 & S-1603)
 1B4331 " (" " S-1844)
 15057 Washer (Used with S-1844)

9646

ALWAYS GIVE MACHINE NUMBER WHEN ORDERING PARTS

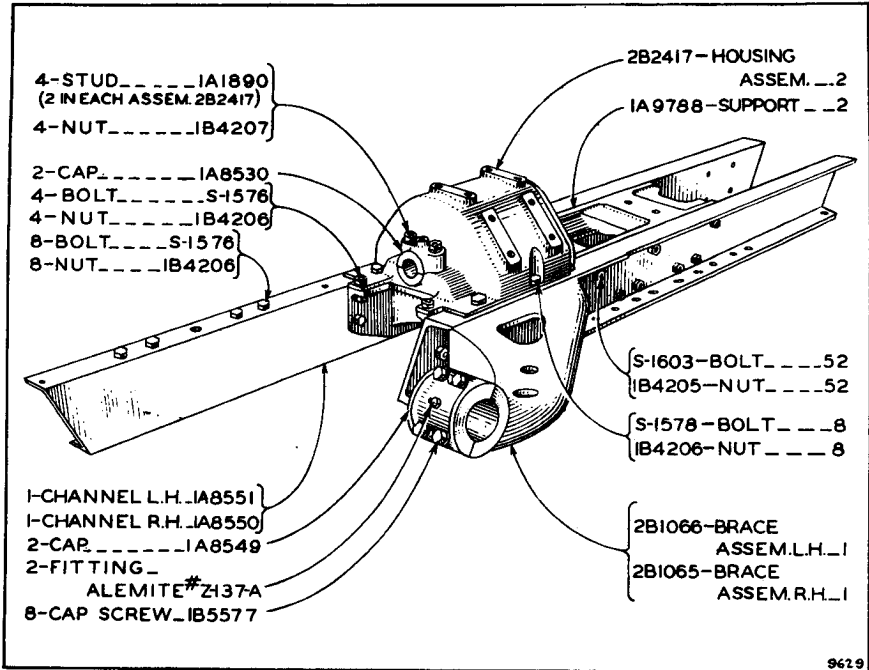


TRACK ROLLER FRAME
 (Machines 6E1 to 6E229 Inclusive)

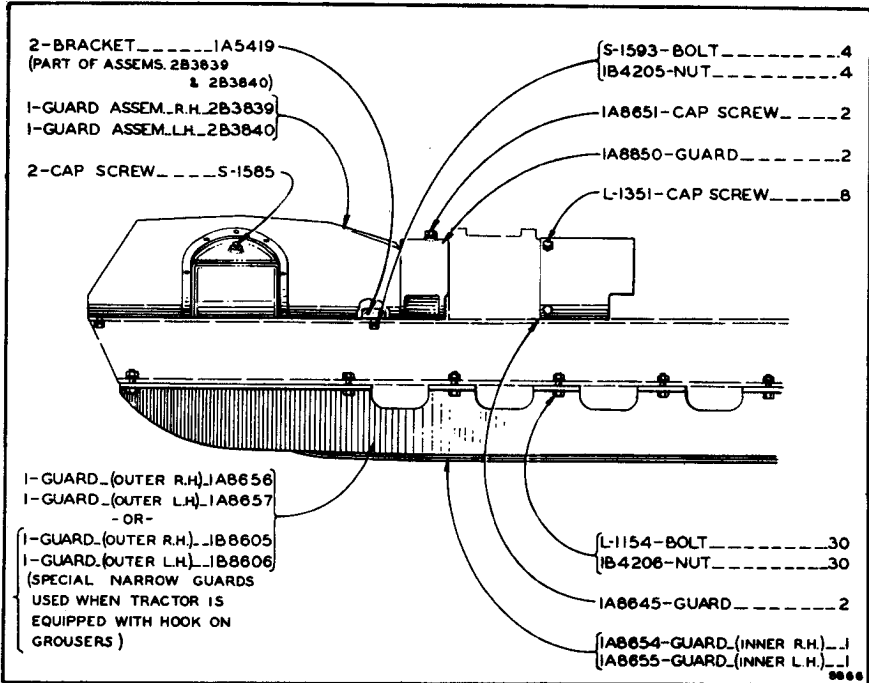


TRACK ROLLER FRAME
 (Machines 6E230 to 6E878 Inclusive)

ALWAYS GIVE MACHINE NUMBER WHEN ORDERING PARTS

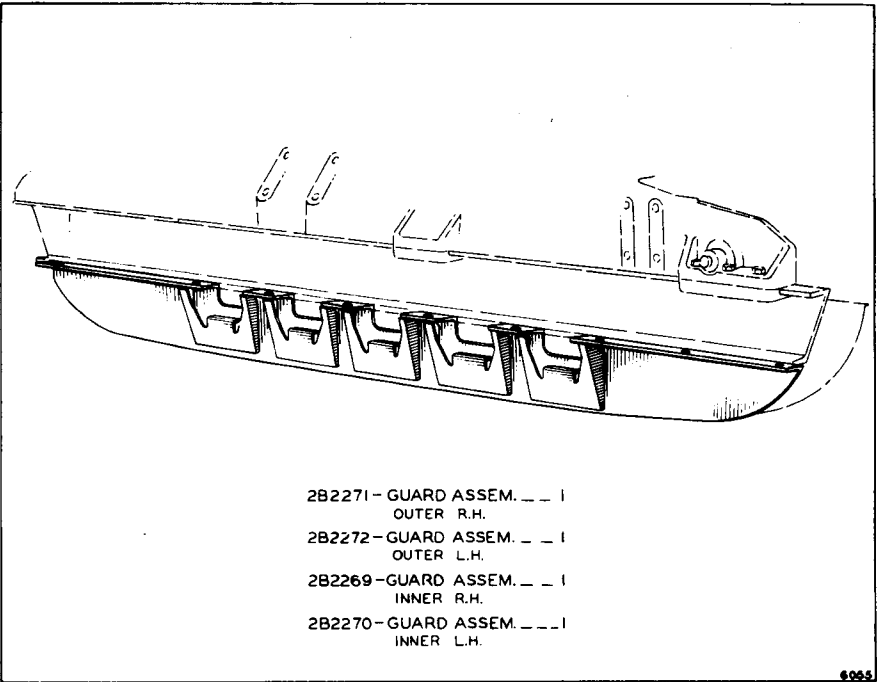


TRACK ROLLER FRAME
(Effective with Machine 6E879)



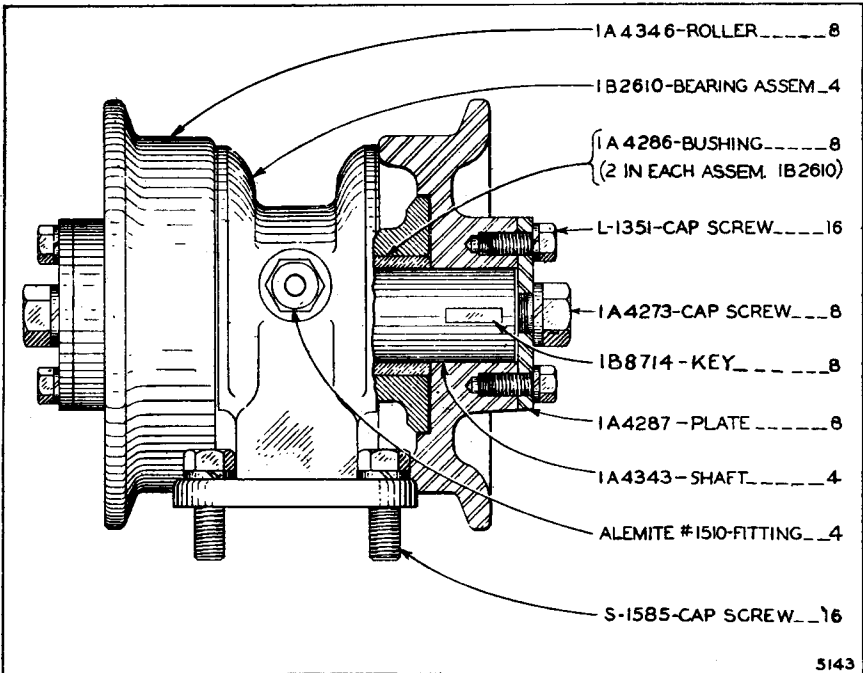
TRACK ROLLER FRAME GUARDS

ALWAYS GIVE MACHINE NUMBER WHEN ORDERING PARTS



6955

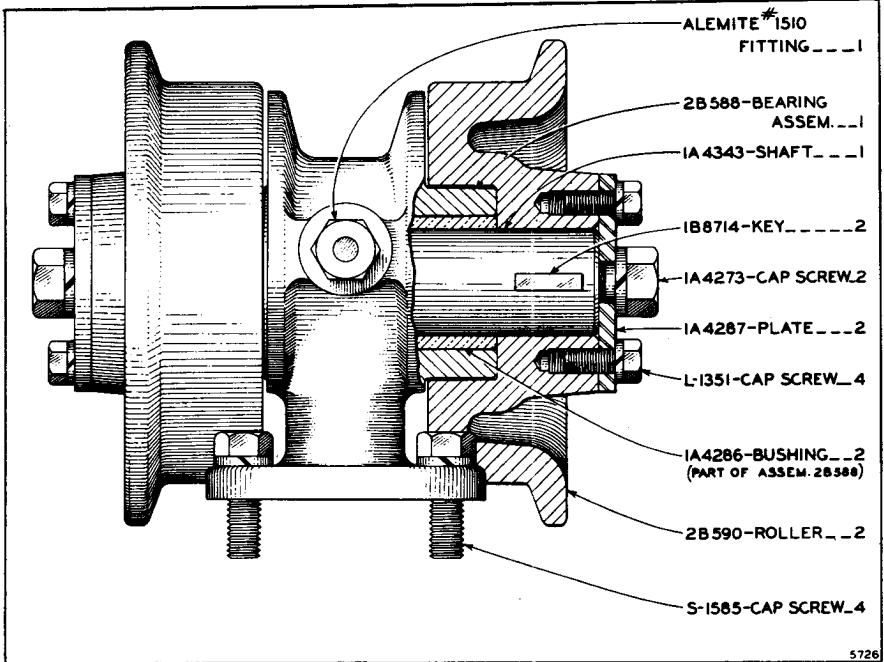
2B2273 TRACK ROLLER FRAME GUARD GROUP (Heavy Duty)



5143

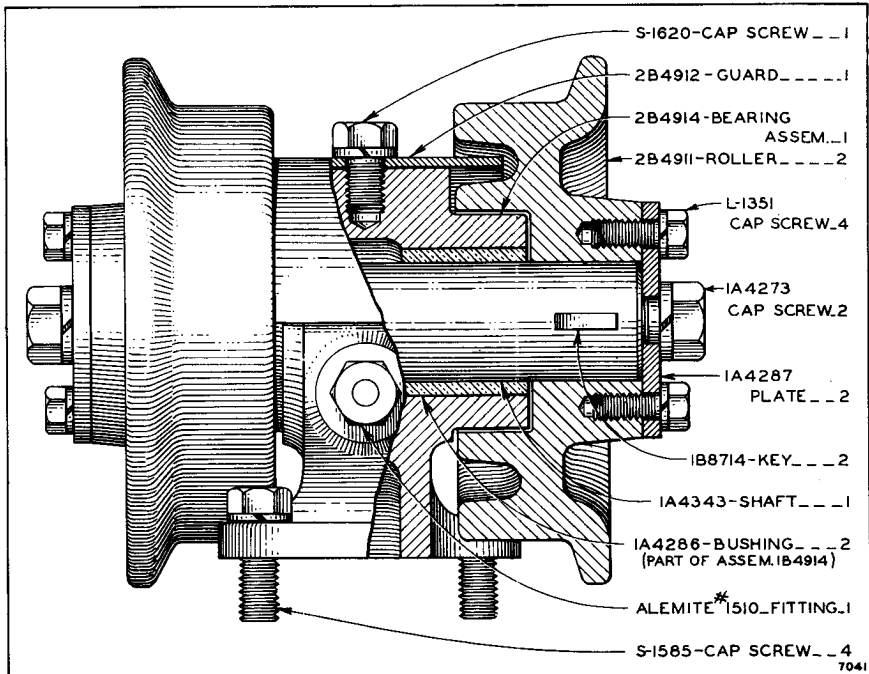
1B2609 TRACK CARRIER ROLLER GROUP (4 Groups Req'd.)
(Machines 6E1 to 6E400 Inclusive)

ALWAYS GIVE MACHINE NUMBER WHEN ORDERING PARTS



TRACK CARRIER ROLLER GROUP (4 Groups Req'd.)
(Machines 6E401 to 6E1611 Inclusive)

Note: Only separate parts serviced. When complete group is wanted order 2B587.



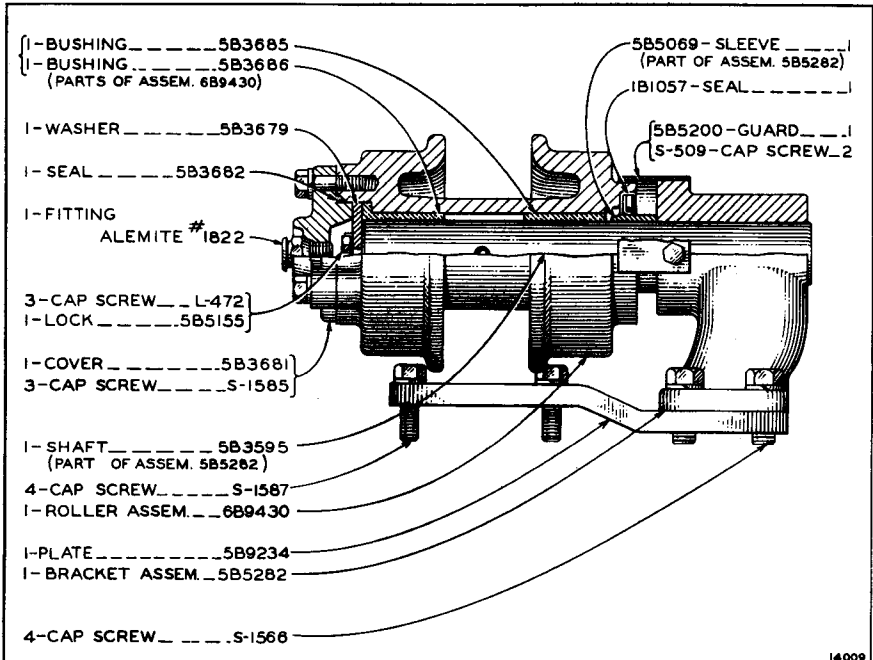
2B587 TRACK CARRIER ROLLER GROUP (4 Groups Req'd.)
(Effective with Machine 6E1612)

ALWAYS GIVE MACHINE NUMBER WHEN ORDERING PARTS

6B9437 Track Carrier Roller Arrangement-Changeover

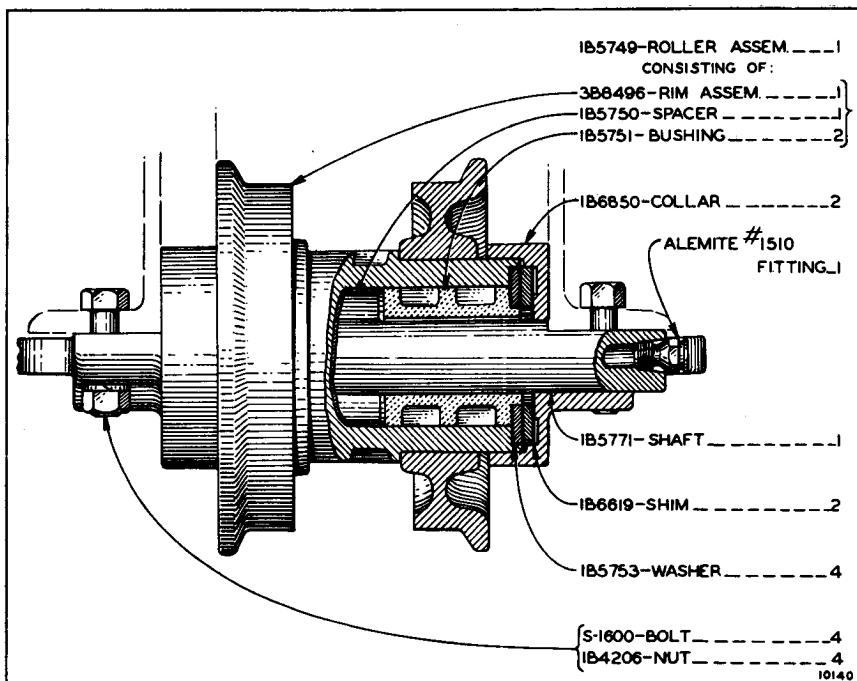
Consists of:

- 4 6B9431 Track Carrier Roller Group Shown Below

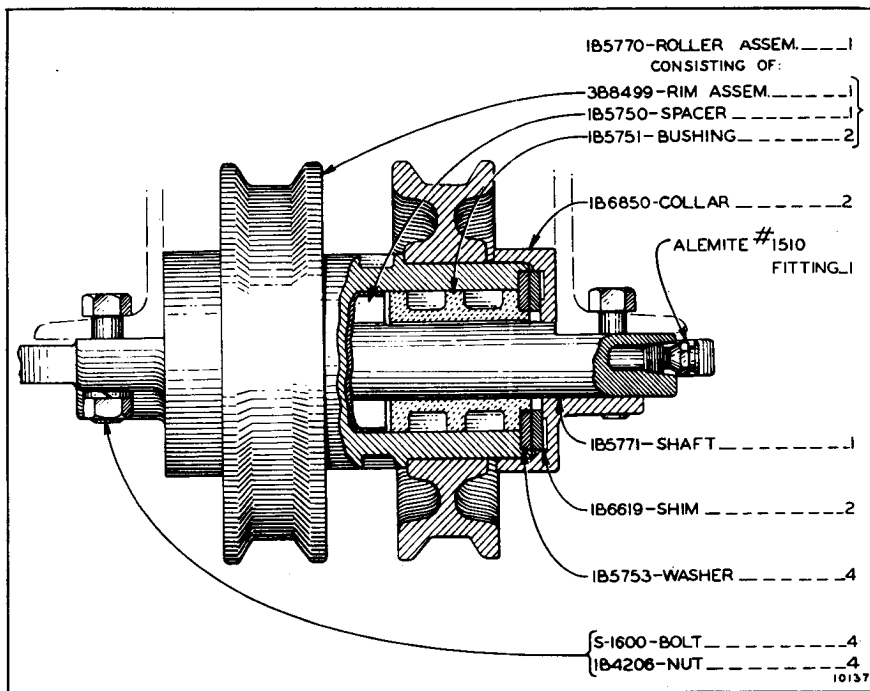


6B9431 TRACK CARRIER ROLLER GROUP
(Part of 6B9437 Track Carrier Roller Arrangement)

ALWAYS GIVE MACHINE NUMBER WHEN ORDERING PARTS

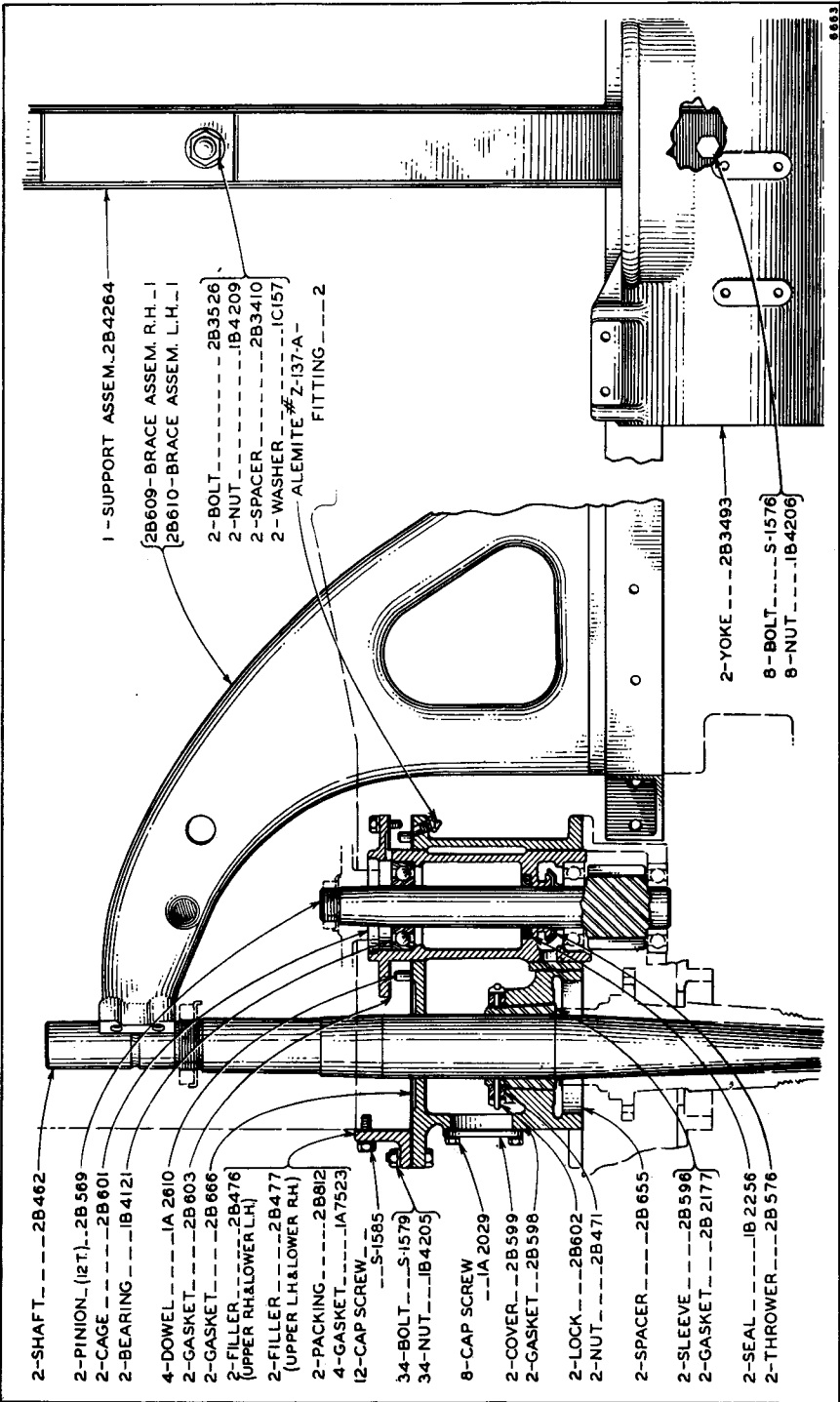


1B6855 TRACK ROLLER GROUP—SINGLE FLANGE (6 Groups Req'd.)



1B6857 TRACK ROLLER GROUP—DOUBLE FLANGE (4 Groups Req'd.)

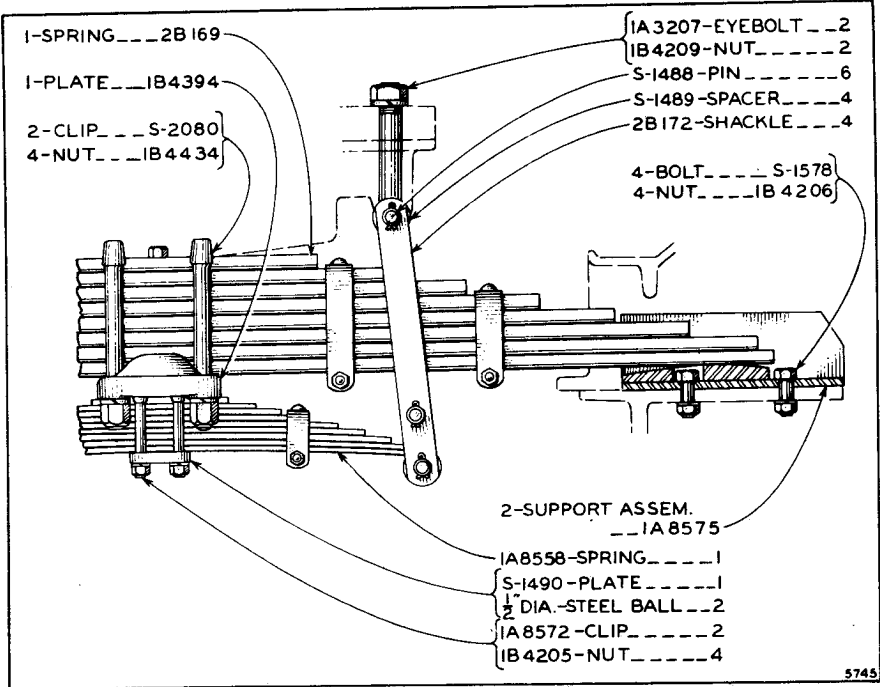
ALWAYS GIVE MACHINE NUMBER WHEN ORDERING PARTS



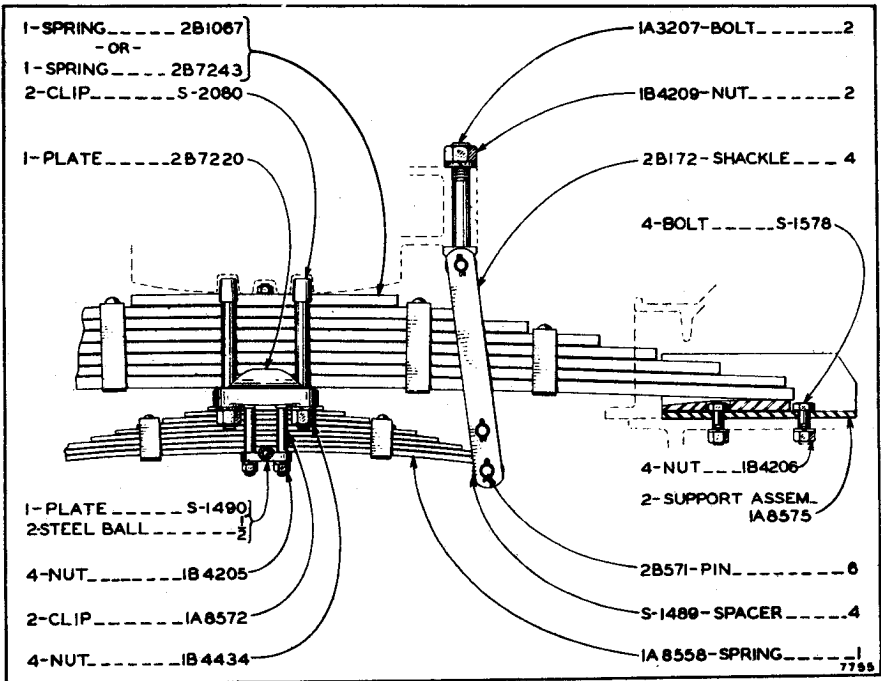
9 663

2B4302-74" GAUGE GROUP (Non-Oscillating Type)
(Effective with Machine 6E230)

ALWAYS GIVE MACHINE NUMBER WHEN ORDERING PARTS

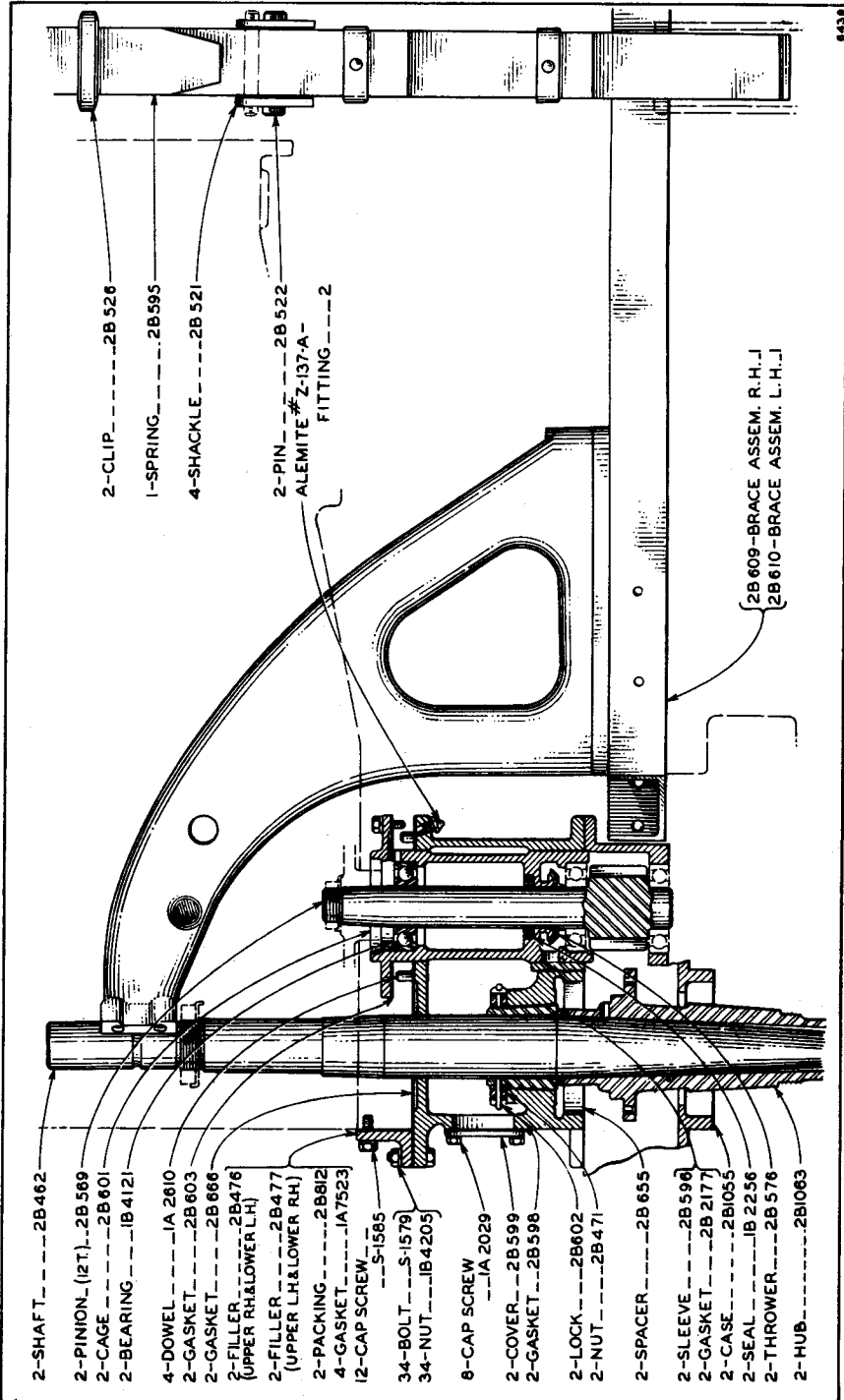


EQUALIZER SPRING
(Machines 6E1 to 6E29 Inclusive)



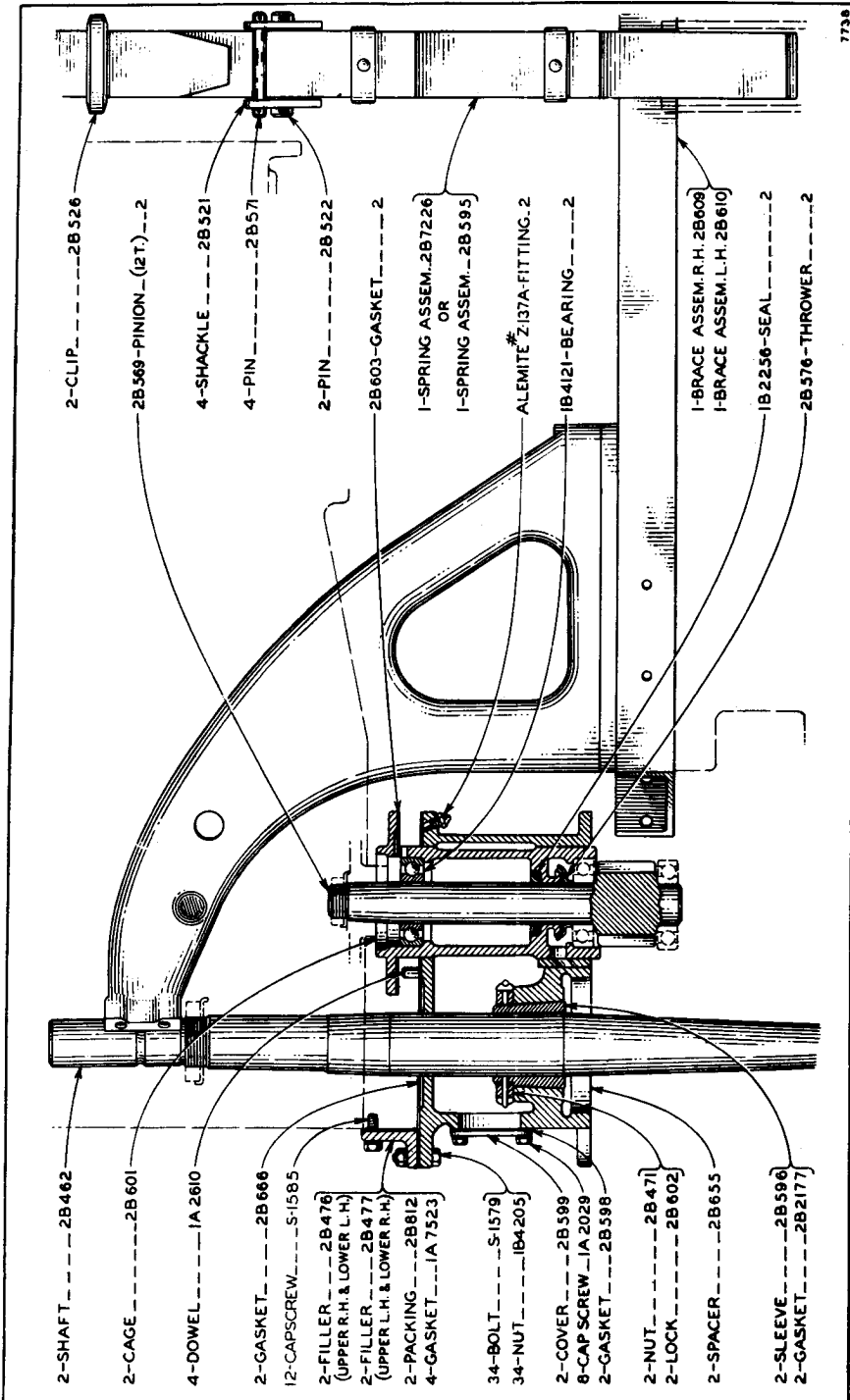
EQUALIZER SPRING
(Effective with Machine 6E230)

ALWAYS GIVE MACHINE NUMBER WHEN ORDERING PARTS



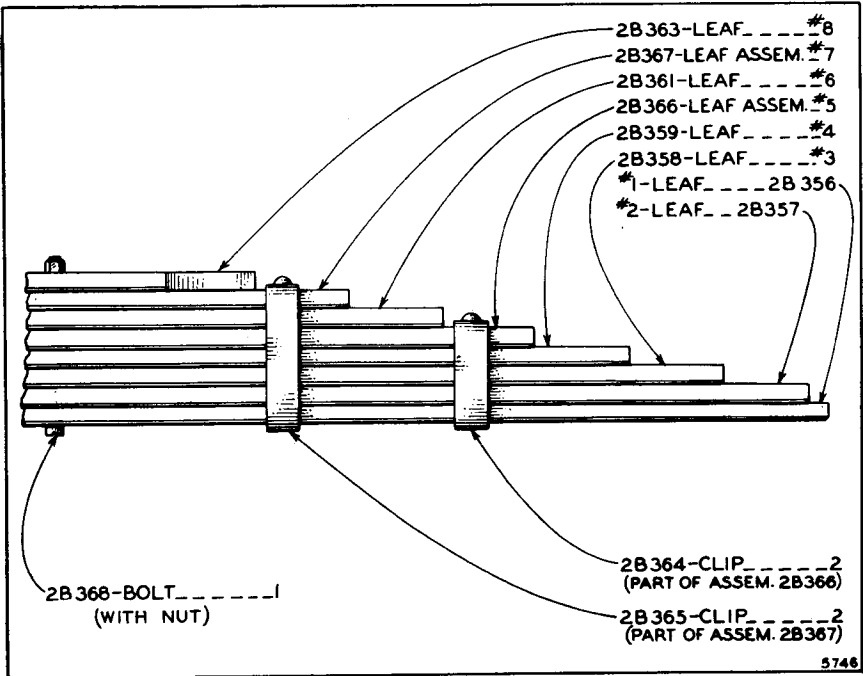
2B2640--74" GAUGE GROUP (Oscillating Type)
(Machines 6E1 to 6E229 Inclusive)

ALWAYS GIVE MACHINE NUMBER WHEN ORDERING PARTS



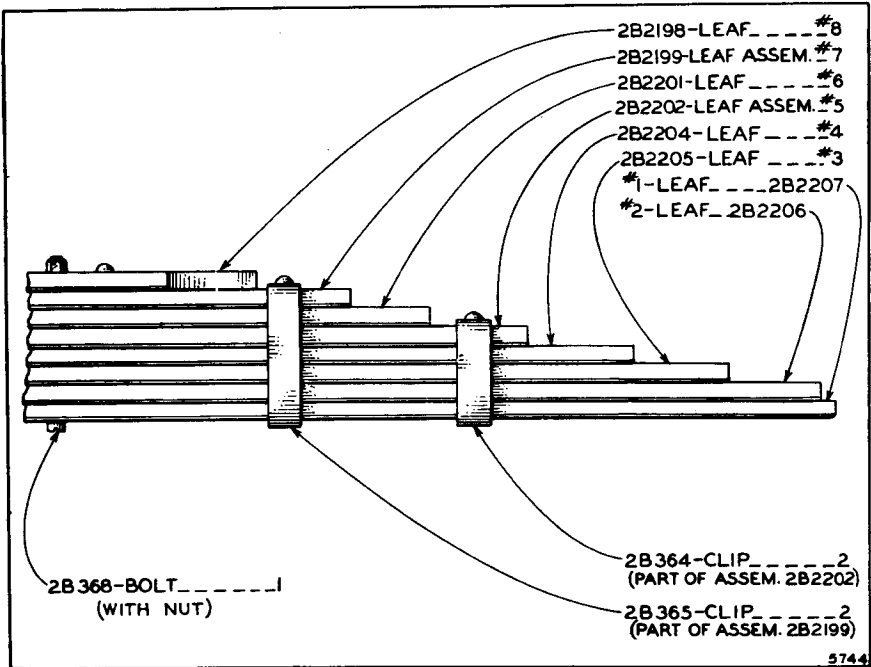
2B433-74" GAUGE GROUP (Oscillating Type)
(Effective with Machine 6E230)

ALWAYS GIVE MACHINE NUMBER WHEN ORDERING PARTS



5746

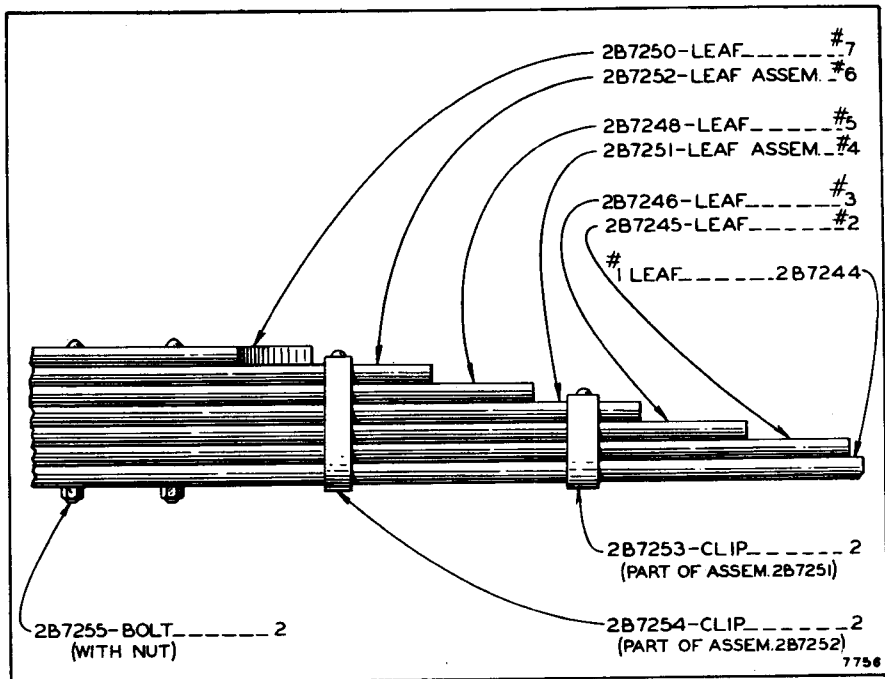
2B169 SPRING (53" Gauge Machines)
 (Machines 6E1 to 6E229 Inclusive)



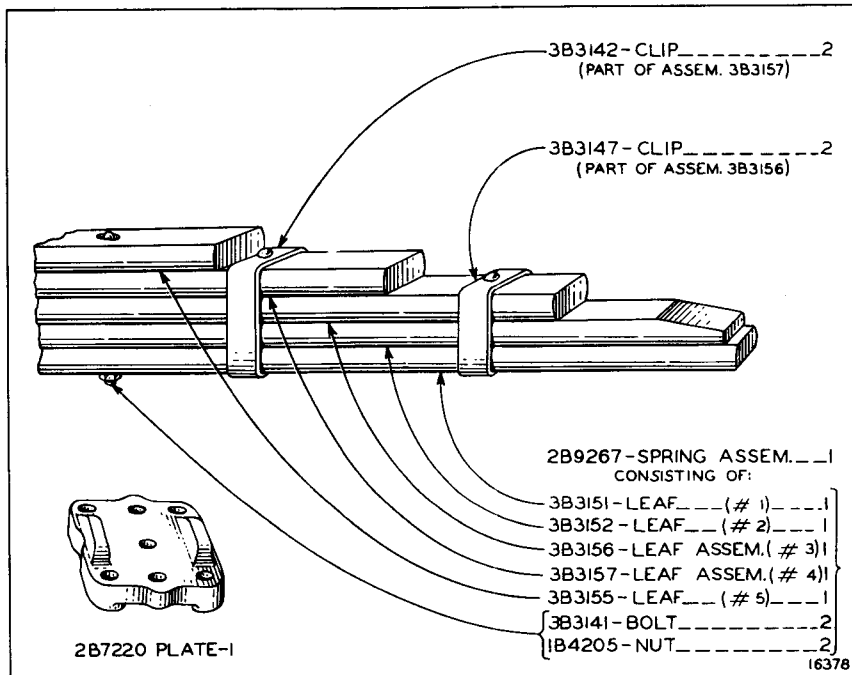
5744

2B1067 SPRING (56" Gauge Machines)
 (Effective with Machine 6E230)

ALWAYS GIVE MACHINE NUMBER WHEN ORDERING PARTS

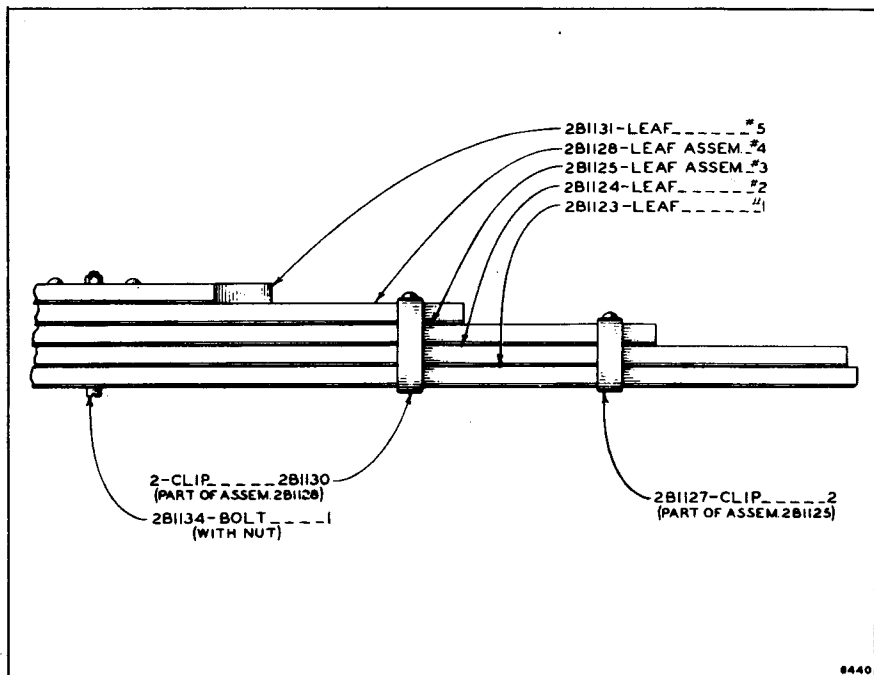


2B7243 SPRING (56" Gauge Machines)
 (Effective with Machine 6E230)

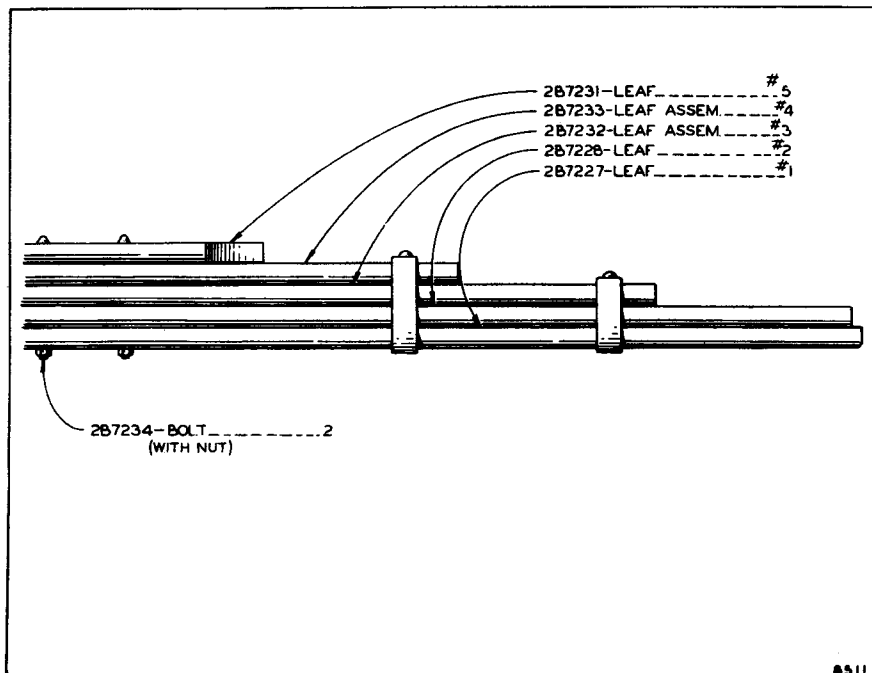


2B9220 EQUALIZER SPRING GROUP (Heavy Duty—56" Gauge Machines)
 (Effective with Machine 6E230)

ALWAYS GIVE MACHINE NUMBER WHEN ORDERING PARTS

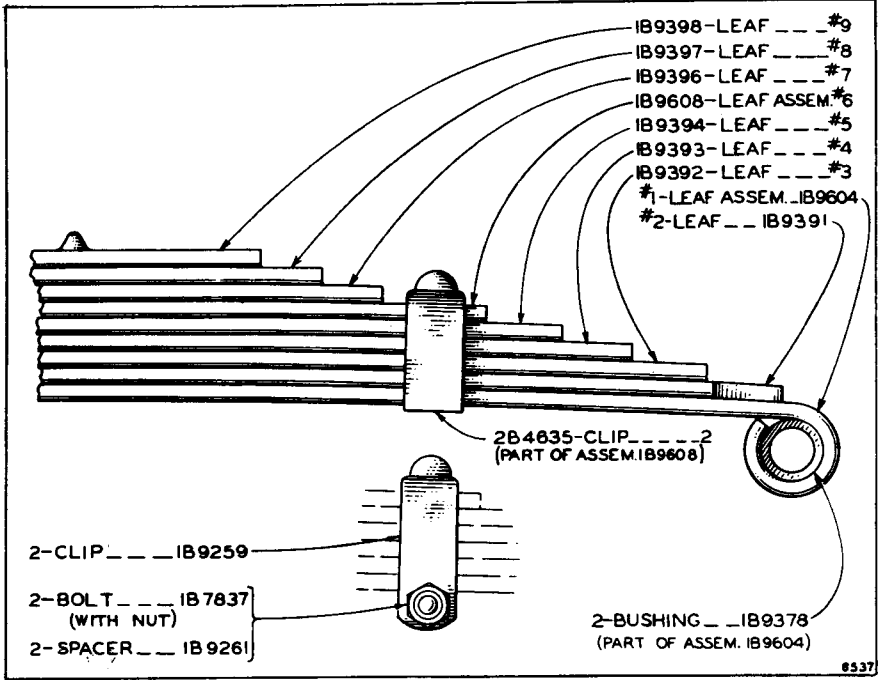


2B595 SPRING
(Part of 2B2640 and 2B433-74" Gauge Groups)

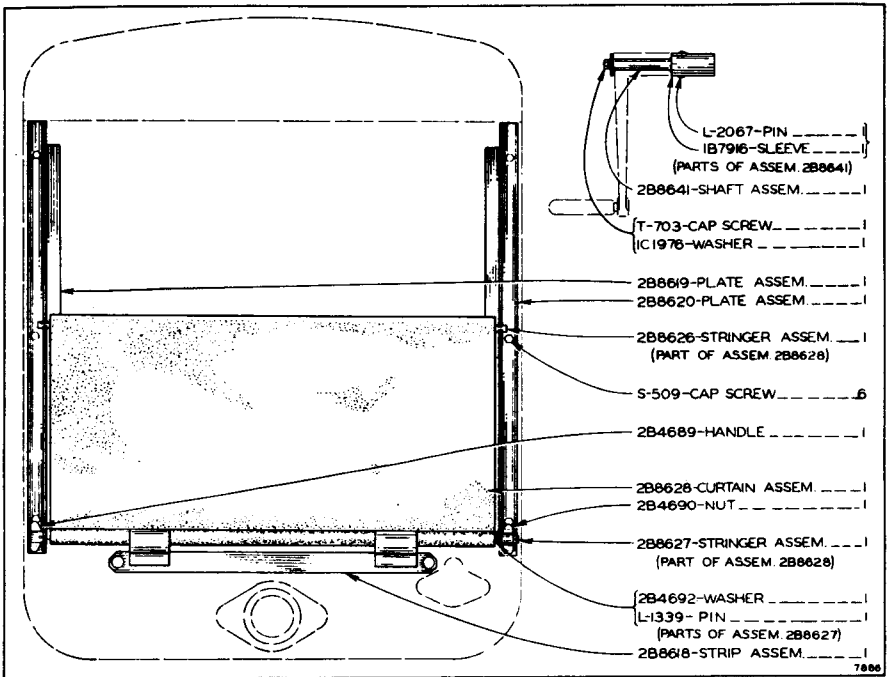


2B7226 SPRING
(Part of 2B433-74" Gauge Group)

ALWAYS GIVE MACHINE NUMBER WHEN ORDERING PARTS

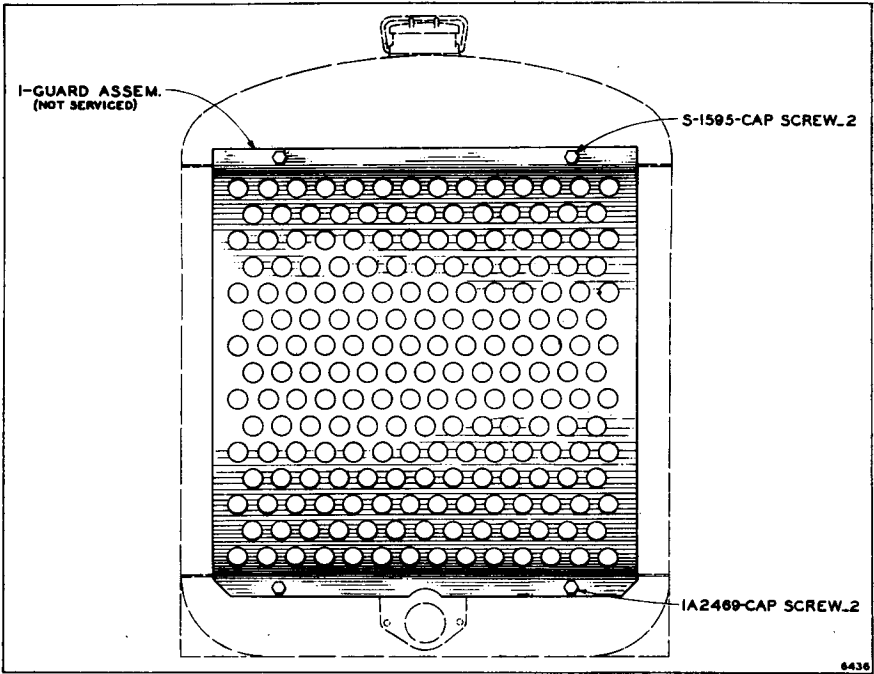


1A8558 SPRING

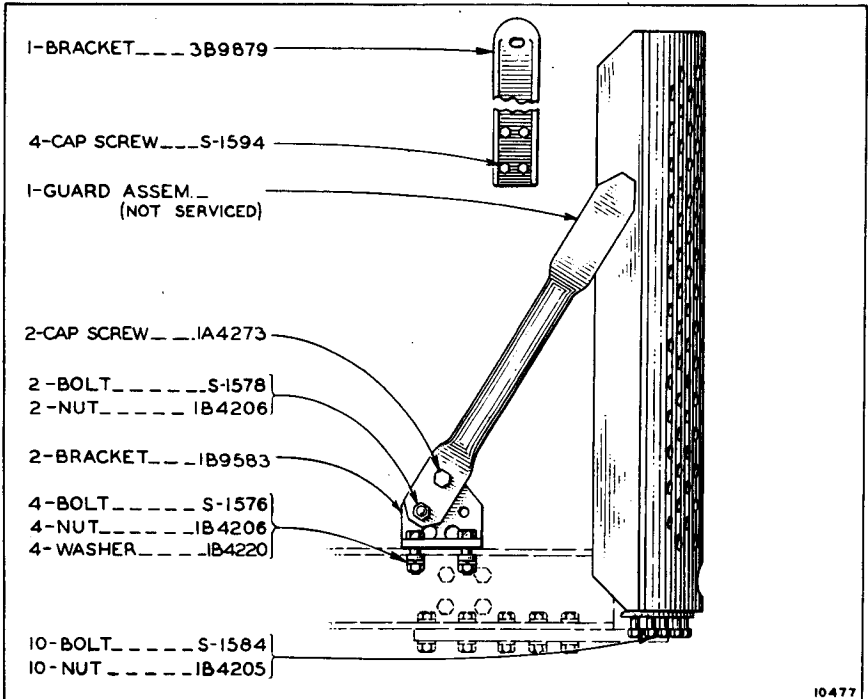


2B8629 RADIATOR CURTAIN GROUP

ALWAYS GIVE MACHINE NUMBER WHEN ORDERING PARTS

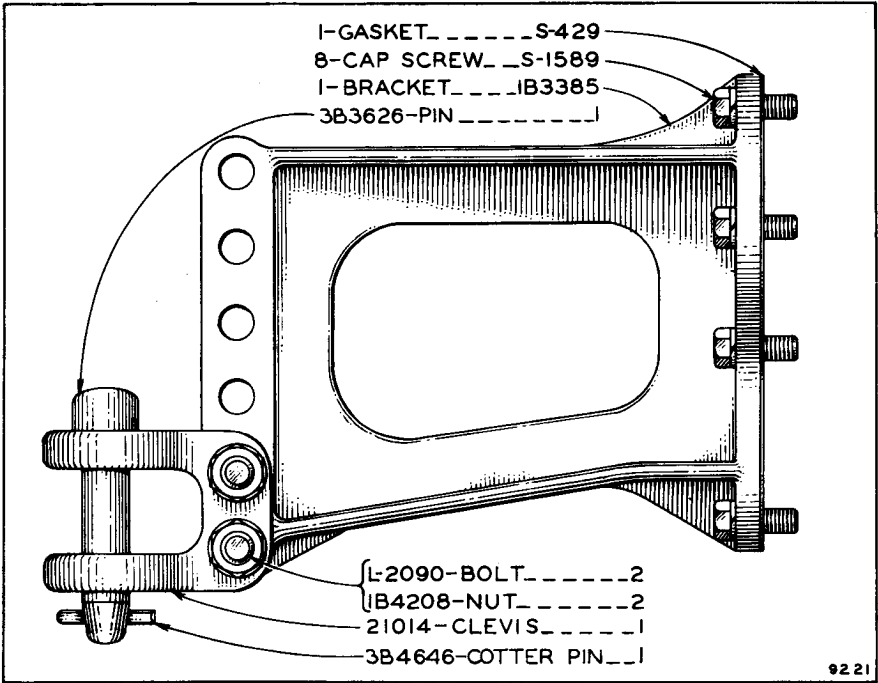


2B2453 RADIATOR GUARD GROUP

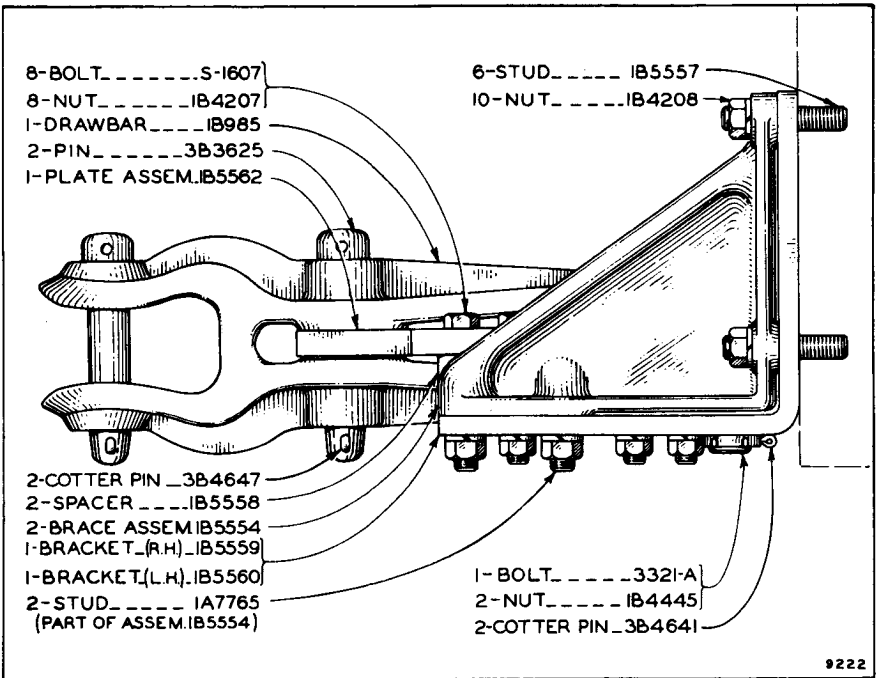


1B8984 RADIATOR GUARD GROUP
(For use with Front Bumper)

ALWAYS GIVE MACHINE NUMBER WHEN ORDERING PARTS

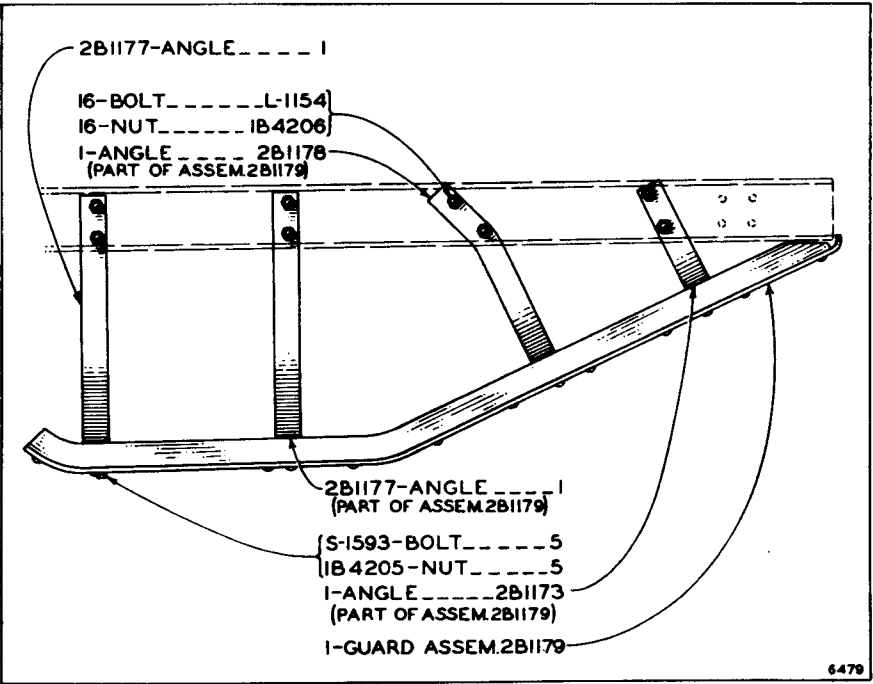


1B3384 HIGH DRAWBAR GROUP

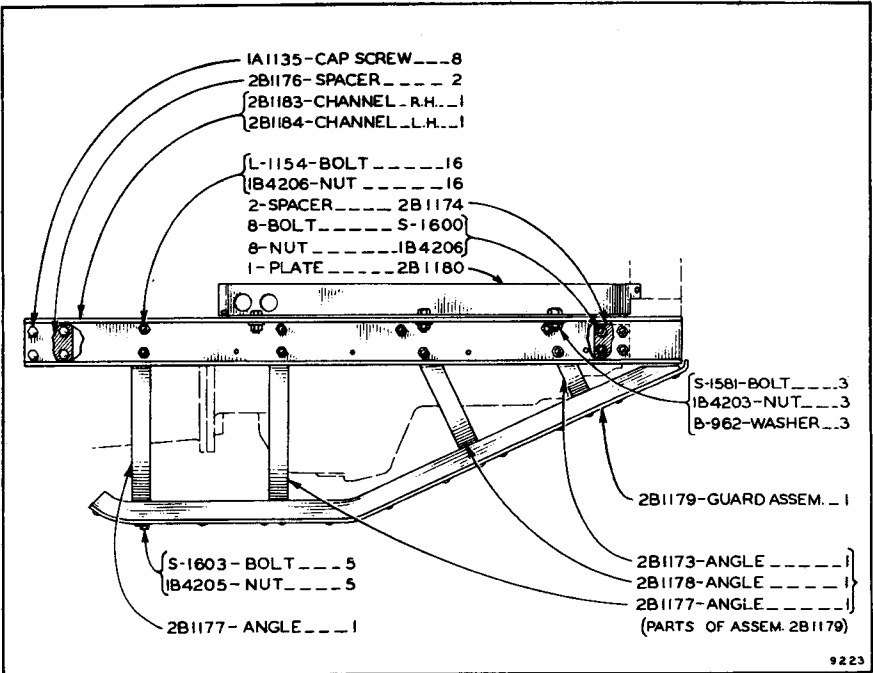


1B5563 HIGH WAGON DRAWBAR GROUP

ALWAYS GIVE MACHINE NUMBER WHEN ORDERING PARTS

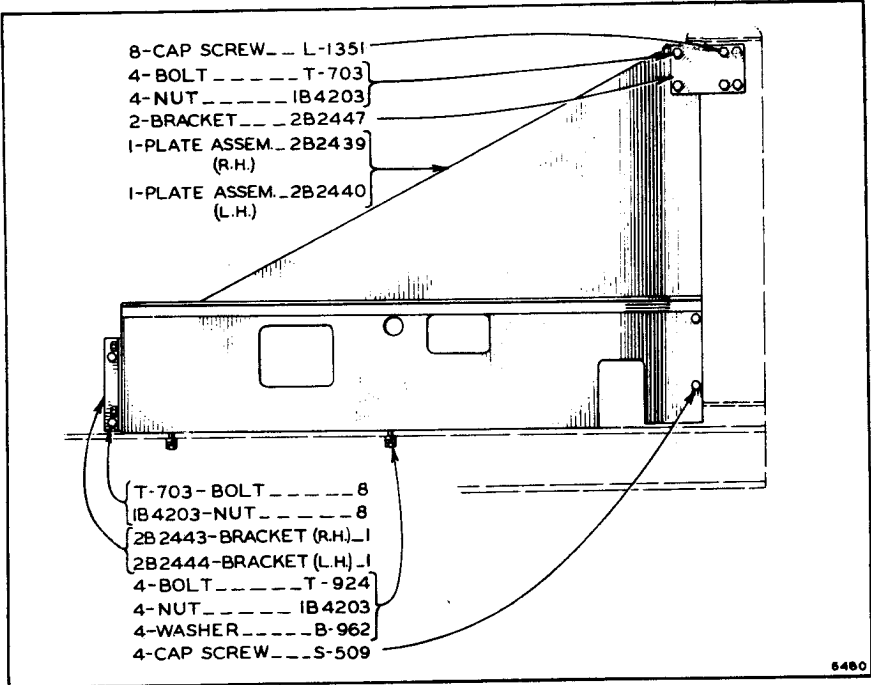


2B869 CRANKCASE GUARD GROUP
(For use with Front Bumper)

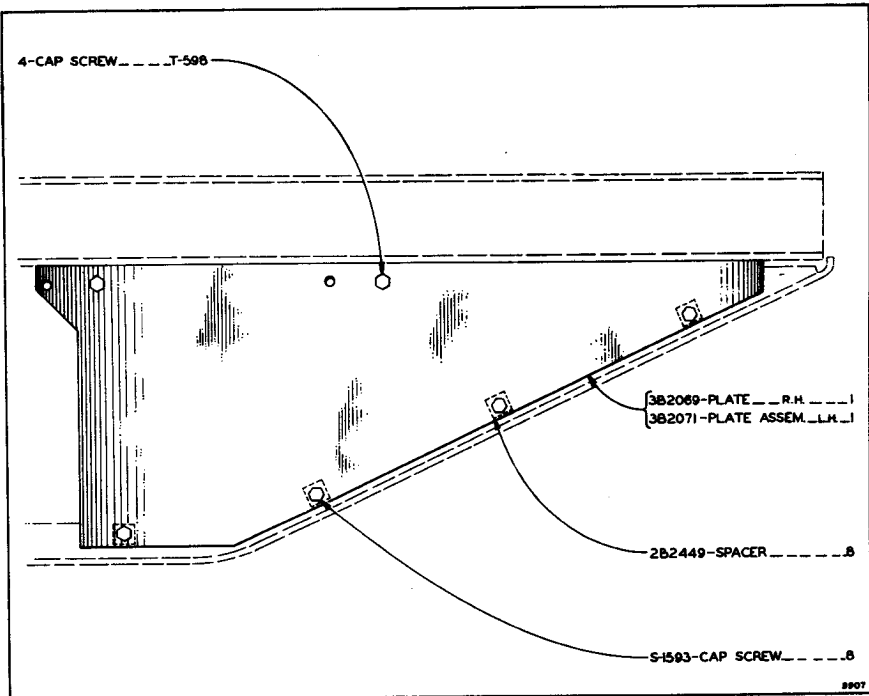


2B868 CRANKCASE GUARD GROUP

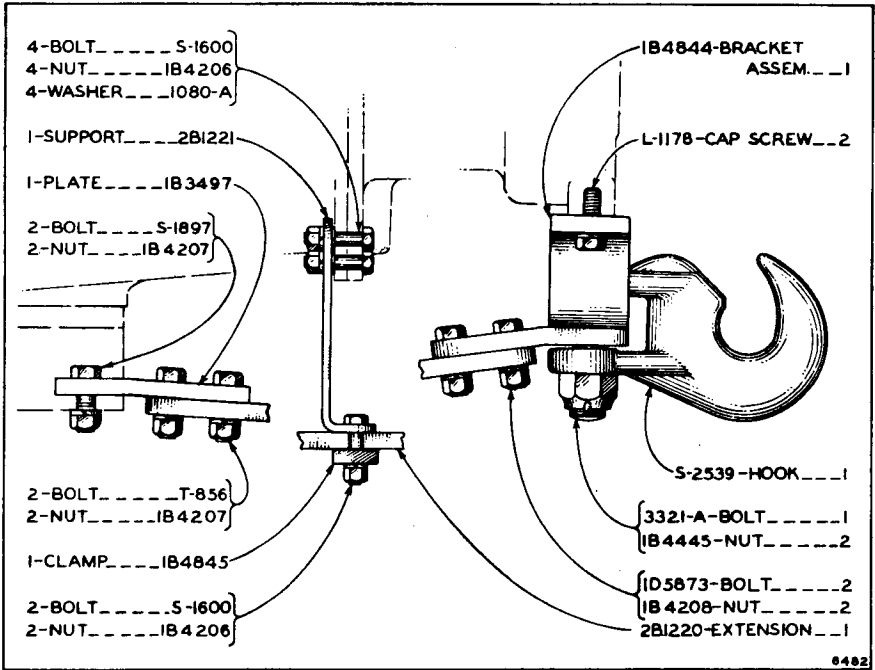
ALWAYS GIVE MACHINE NUMBER WHEN ORDERING PARTS



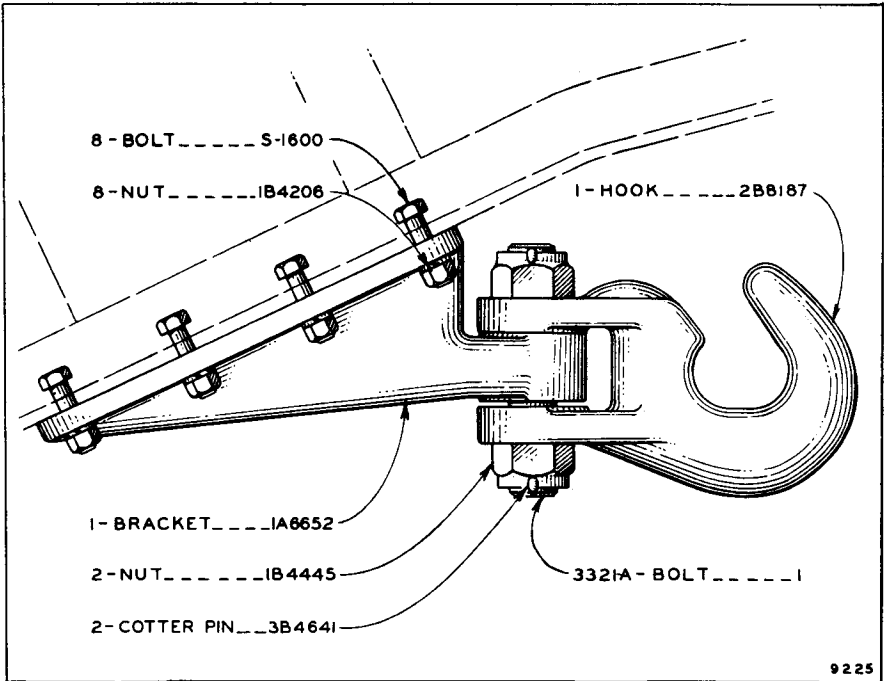
2B2448 ENGINE SIDE GUARD GROUP

2B2450 CRANKCASE SIDE GUARD GROUP
 (For use with Crankcase Guard)

ALWAYS GIVE MACHINE NUMBER WHEN ORDERING PARTS

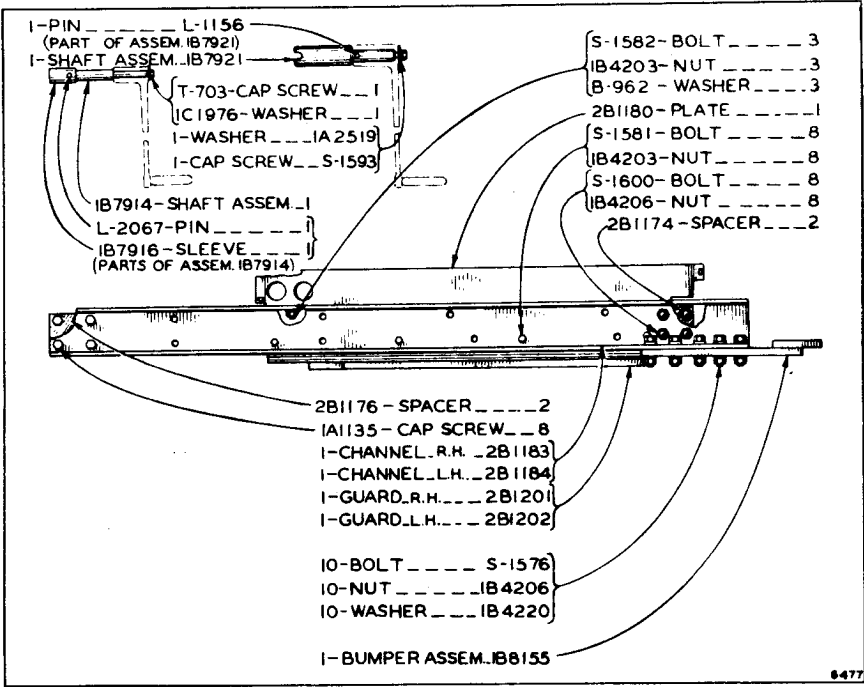


2B870 FRONT PULL HOOK GROUP

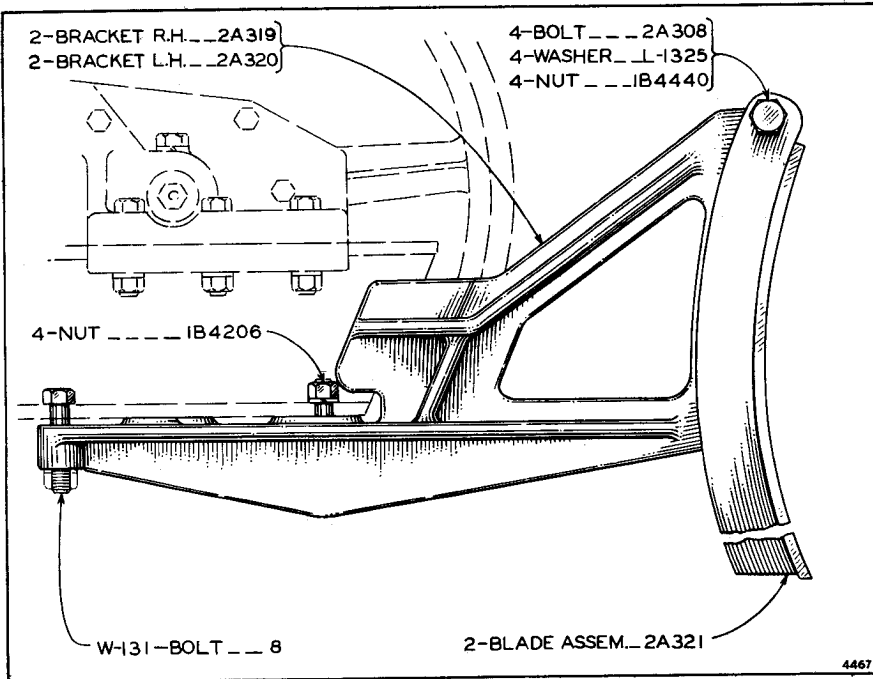


1B7754 FRONT PULL HOOK GROUP
(For use with Crankcase Guard)

ALWAYS GIVE MACHINE NUMBER WHEN ORDERING PARTS

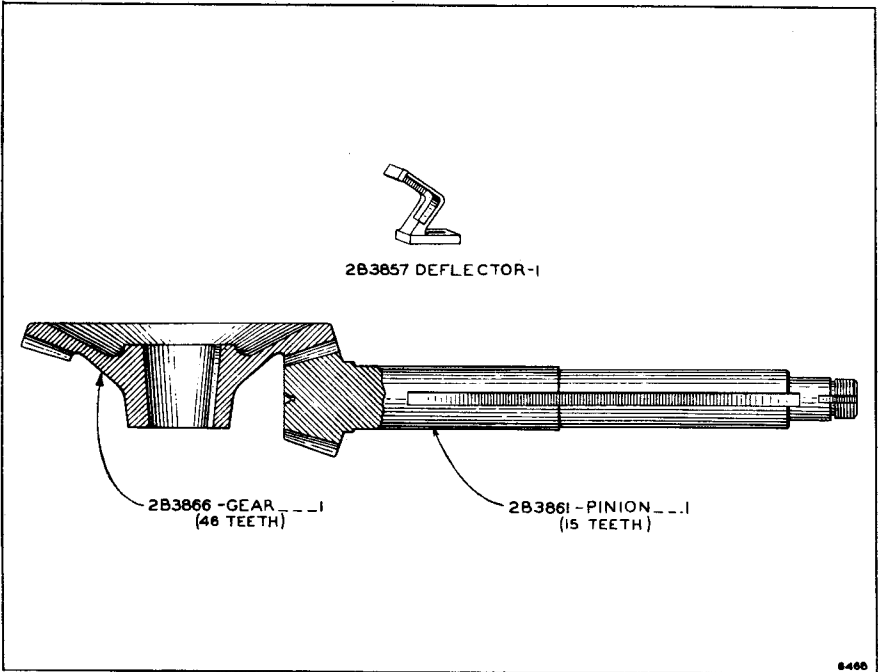


2B865 FRONT BUMPER GROUP



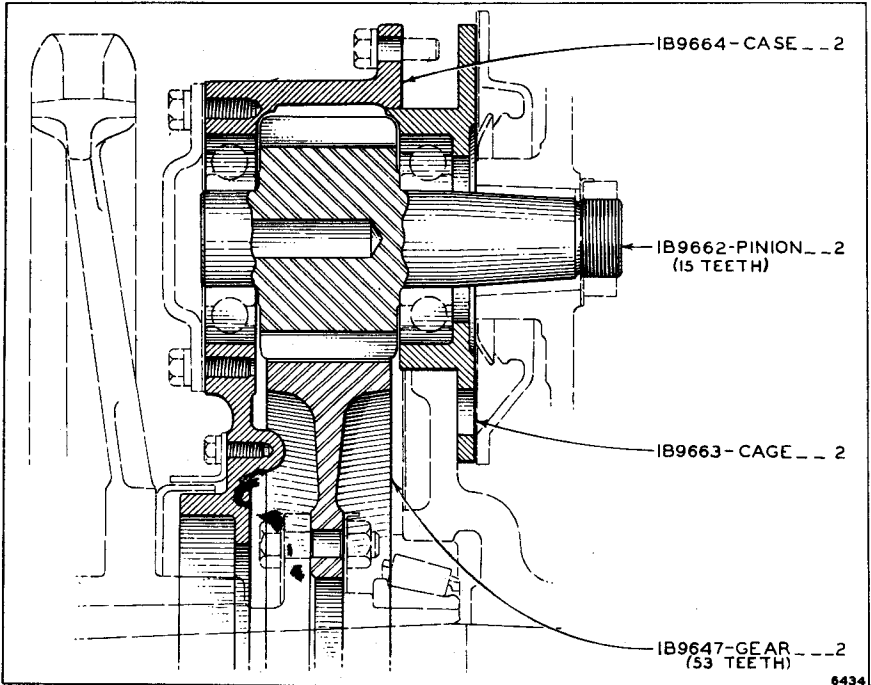
CHECK BREAKER GROUP

ALWAYS GIVE MACHINE NUMBER WHEN ORDERING PARTS



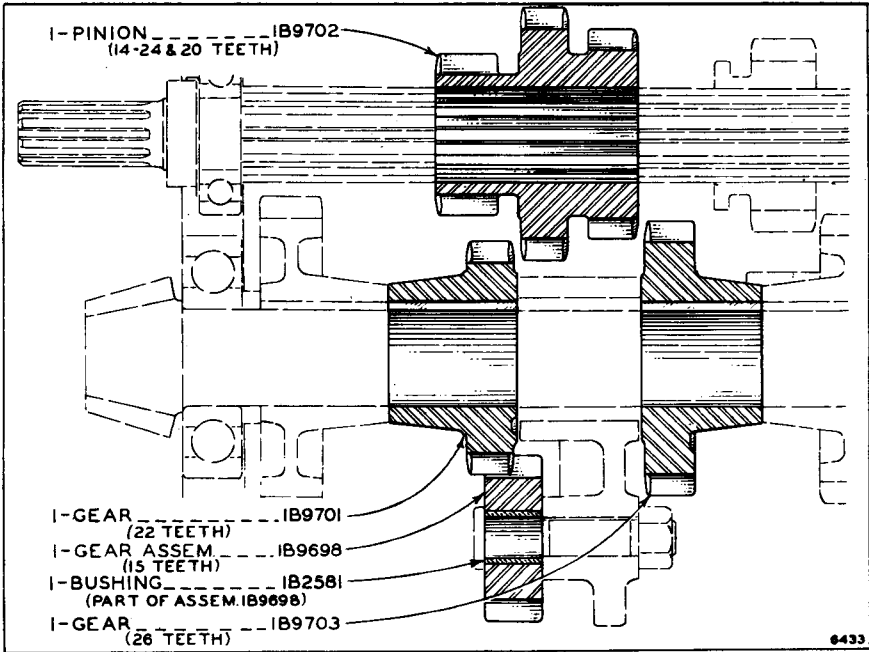
2B3875 BEVEL GEAR GROUP

Note: When used with Standard Transmission and Final Drive Gears, this group provides speeds of: First—2.2 M.P.H., Second—3.3 M.P.H., Third—4.3 M.P.H., Fourth—6.1 M.P.H. and Reverse—2.5 M.P.H.



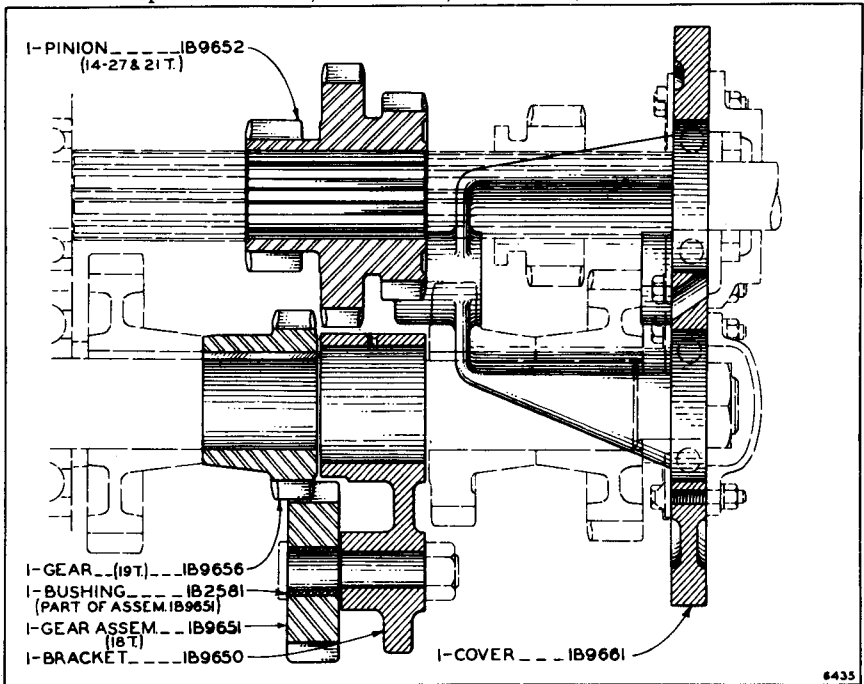
1B9654 FINAL DRIVE GEAR GROUP
(Machines 6E1 to 6E229 Inclusive)

Note: When used with Standard Transmission and Bevel Gears this group provides speeds of: First—2.22 M.P.H., Second—3.28 M.P.H., Third—4.26 M.P.H.



IB9700 LOW SPEED THIRD AND FOURTH GEAR GROUP

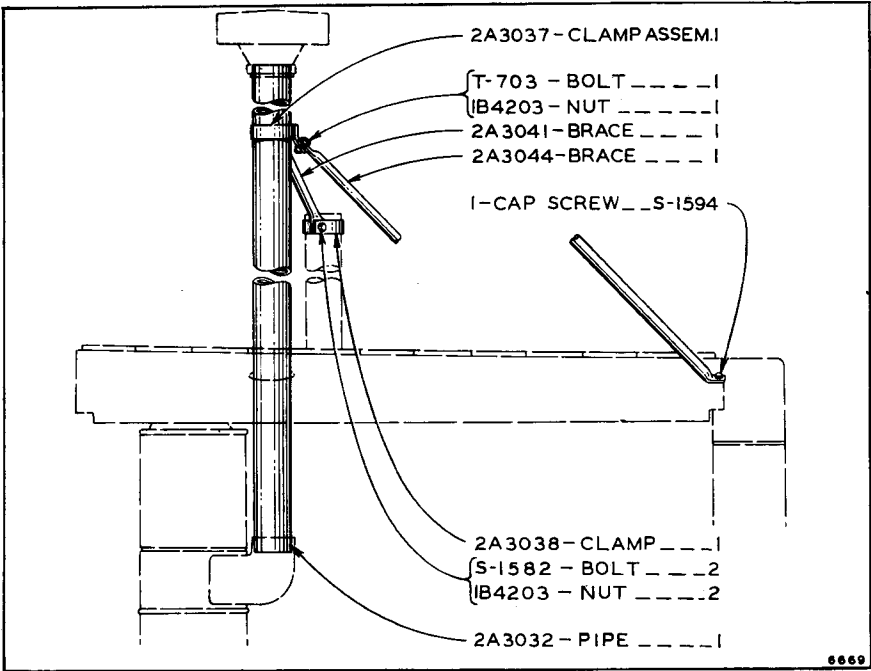
Note: When used with Standard Bevel and Final Drive Gears, this group provides speeds of: Third, 2.96 M.P.H., and Fourth, 4.19 M.P.H.



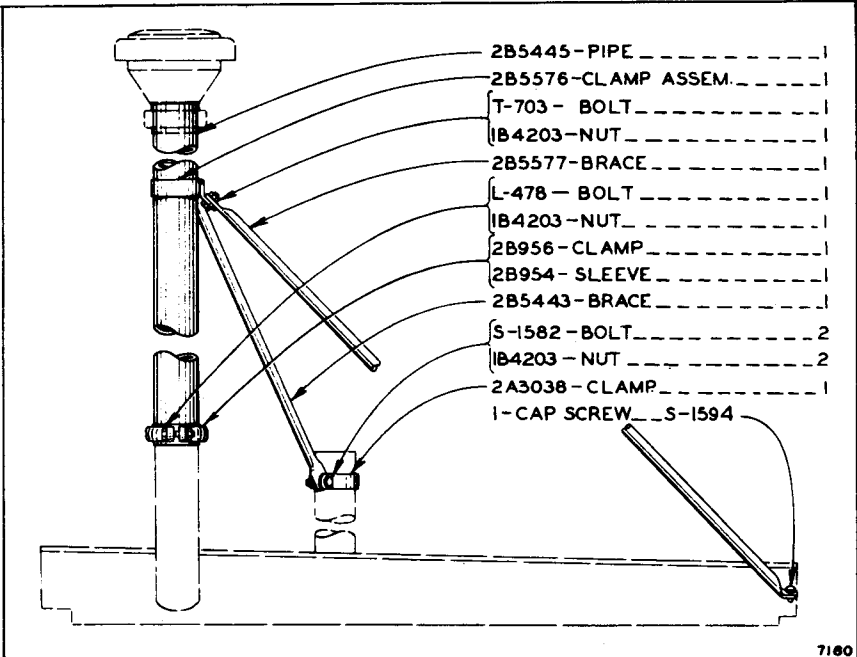
IB9653 HIGH FOURTH GEAR GROUP

Note: When used with Standard Bevel and Final Drive Gears, this group provides a Fourth Speed of 5.45 M.P.H.

ALWAYS GIVE MACHINE NUMBER WHEN ORDERING PARTS

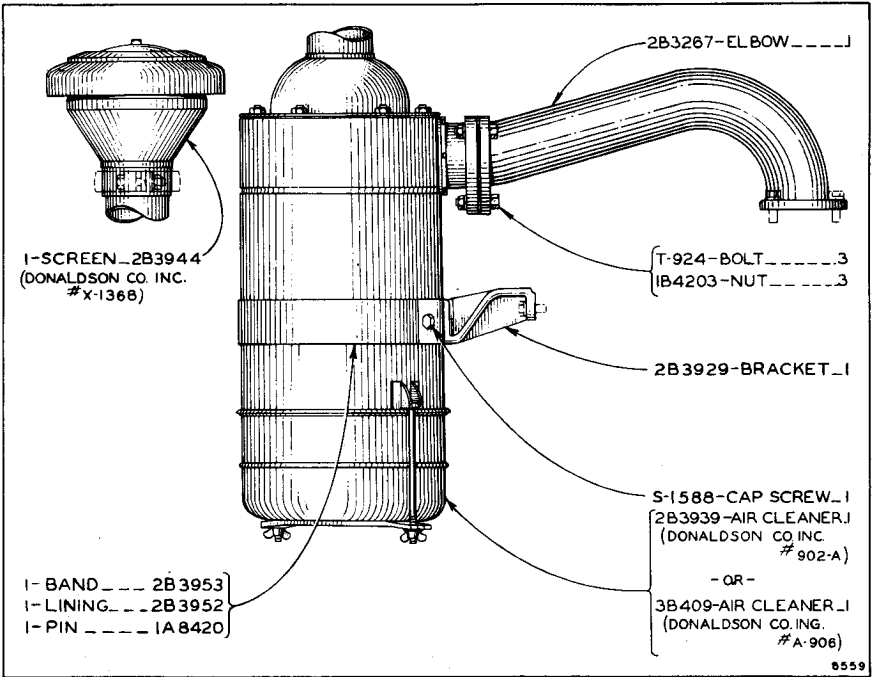


2A3148 AIR CLEANER INLET PIPE EXTENSION GROUP
 (Machines 6E1 to 6E1342 Inclusive)
 Note: For use with Vortex Air Cleaner.

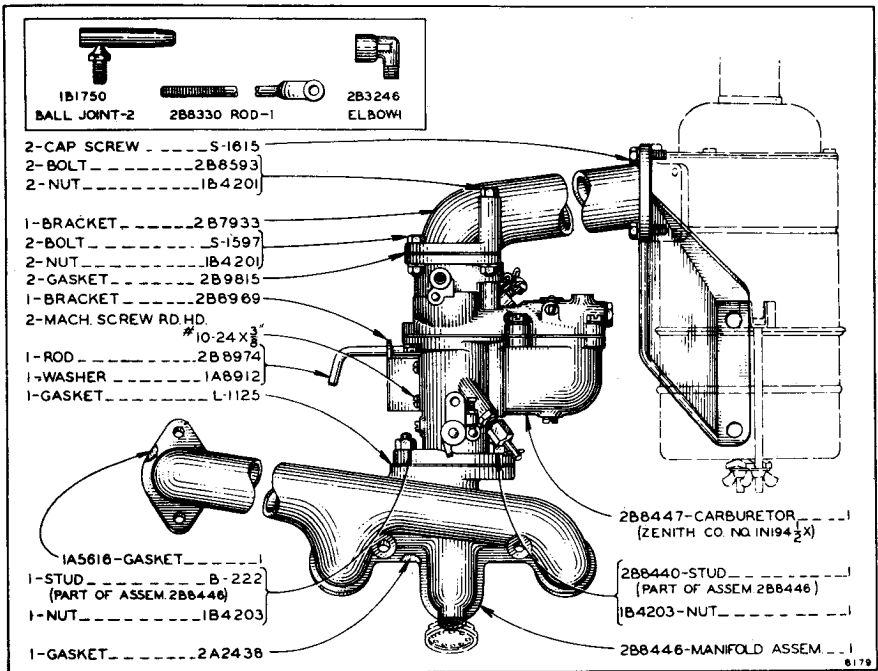


2B5575 AIR CLEANER INLET PIPE EXTENSION GROUP
 (Effective with Machine 6E1343)
 Note: For use with Donaldson Air Cleaner.

ALWAYS GIVE MACHINE NUMBER WHEN ORDERING PARTS



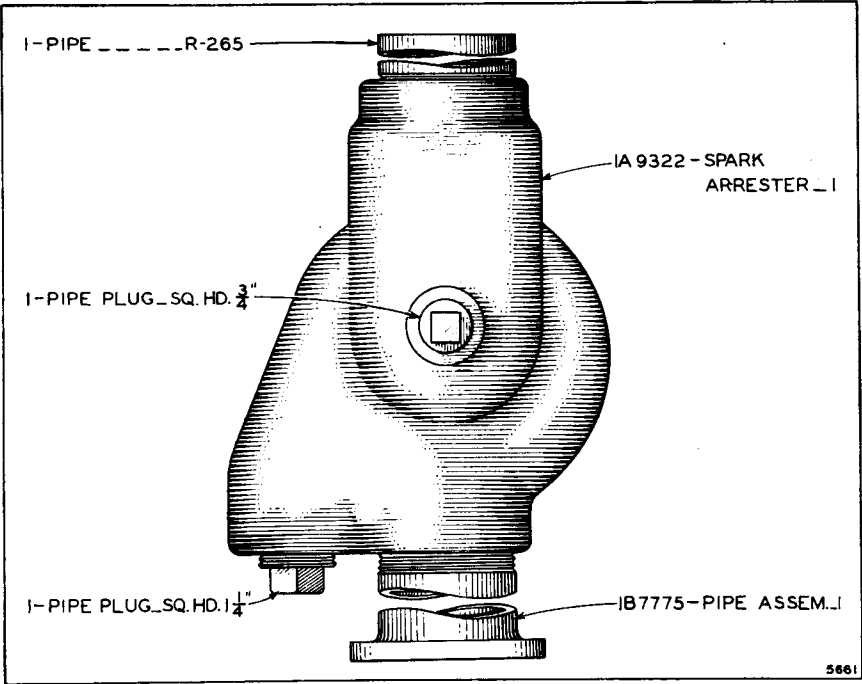
2B3960 AIR CLEANER GROUP (Field Replacement)
(Machines 6E1 to 6E1352 Inclusive)



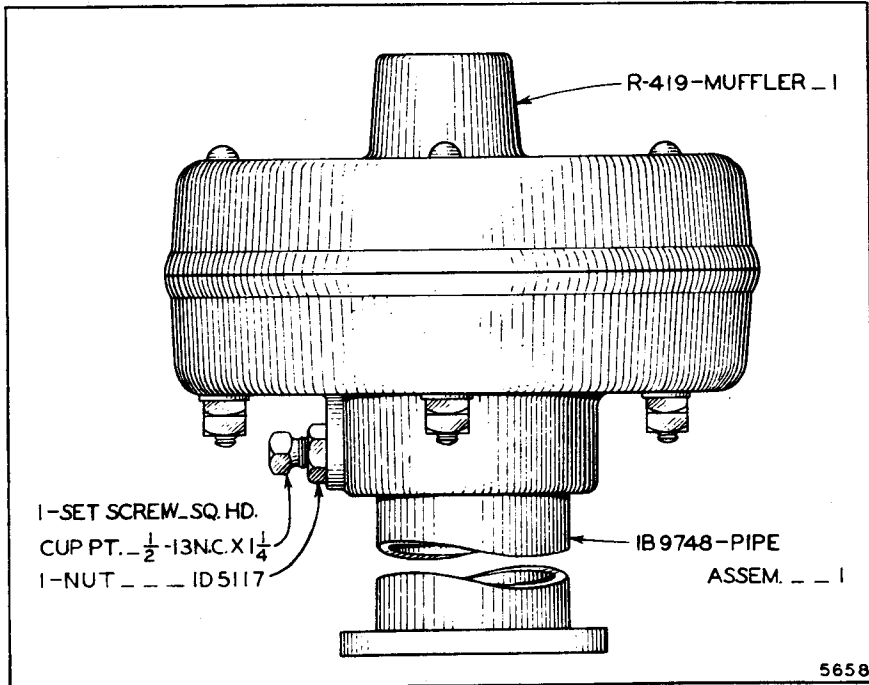
2B9472 CARBURETOR GROUP—STARTING ENGINE (Field Changeover)

Note: This Group includes all parts necessary to install Downdraft Carburetor.

ALWAYS GIVE MACHINE NUMBER WHEN ORDERING PARTS

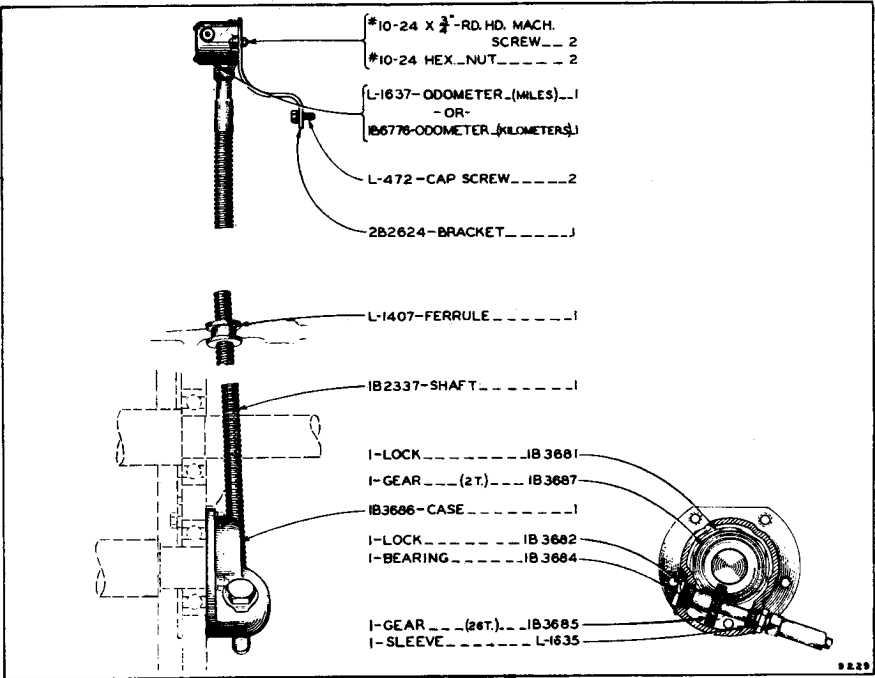


1B776 SPARK ARRESTER GROUP



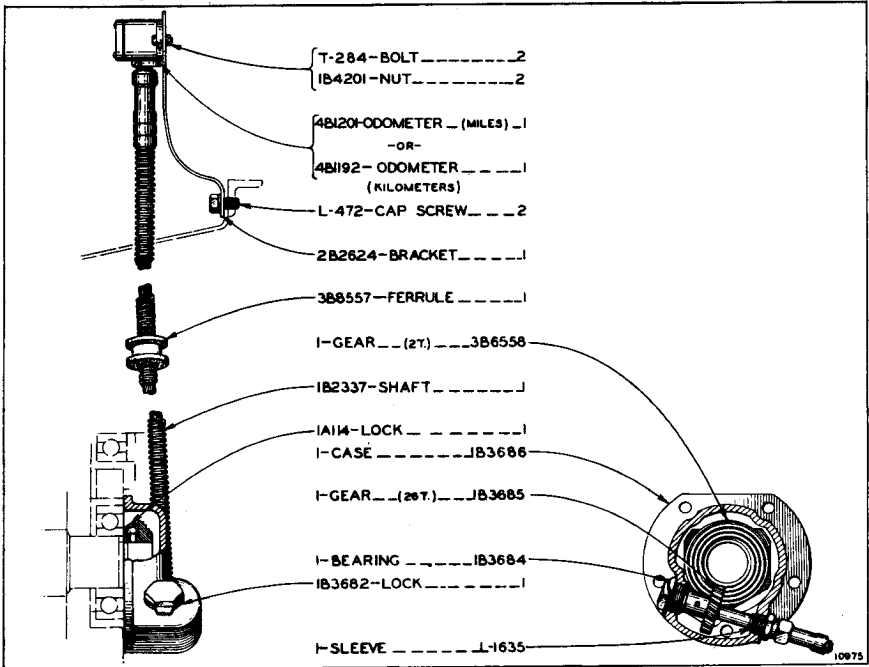
1B9691 MUFFLER GROUP

ALWAYS GIVE MACHINE NUMBER WHEN ORDERING PARTS



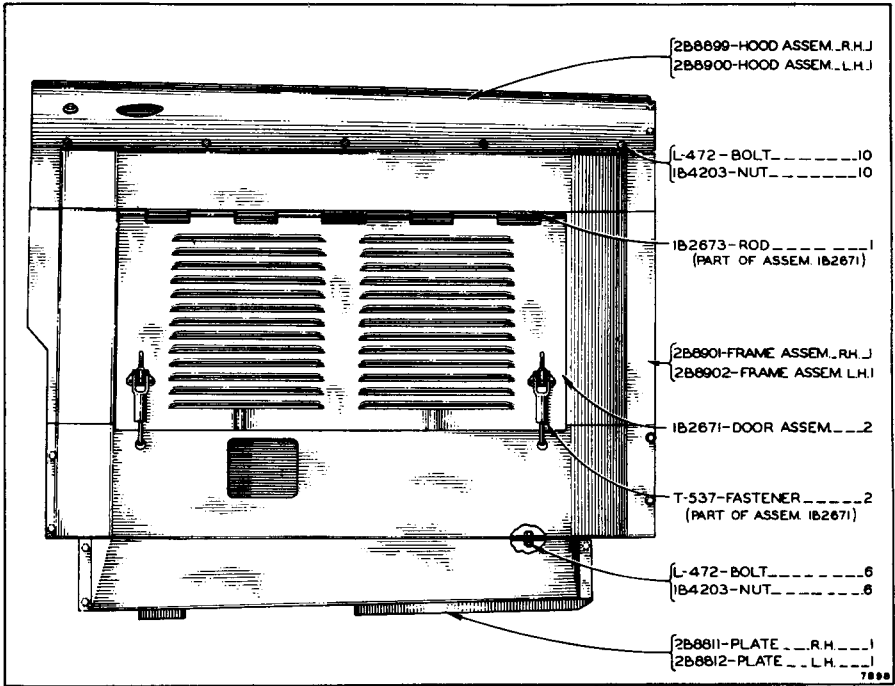
ODOMETER GROUP (Miles)
 ODOMETER GROUP (Kilometers)

Note: Only separate parts serviced. When complete group is wanted order 1B4176 or 2B2534.

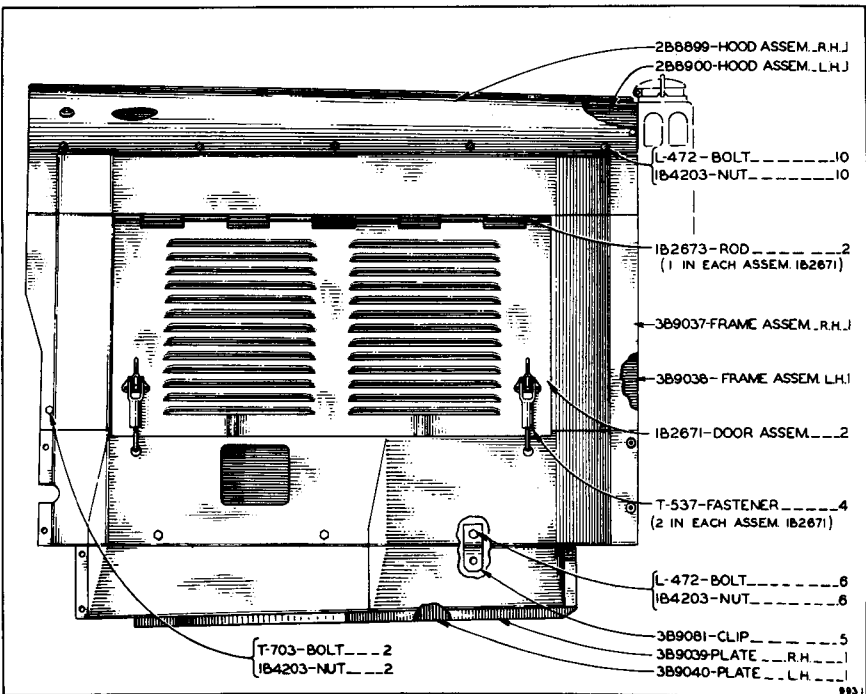


1B4176 ODOMETER GROUP (Miles)
 2B2534 ODOMETER GROUP (Kilometers)

ALWAYS GIVE MACHINE NUMBER WHEN ORDERING PARTS

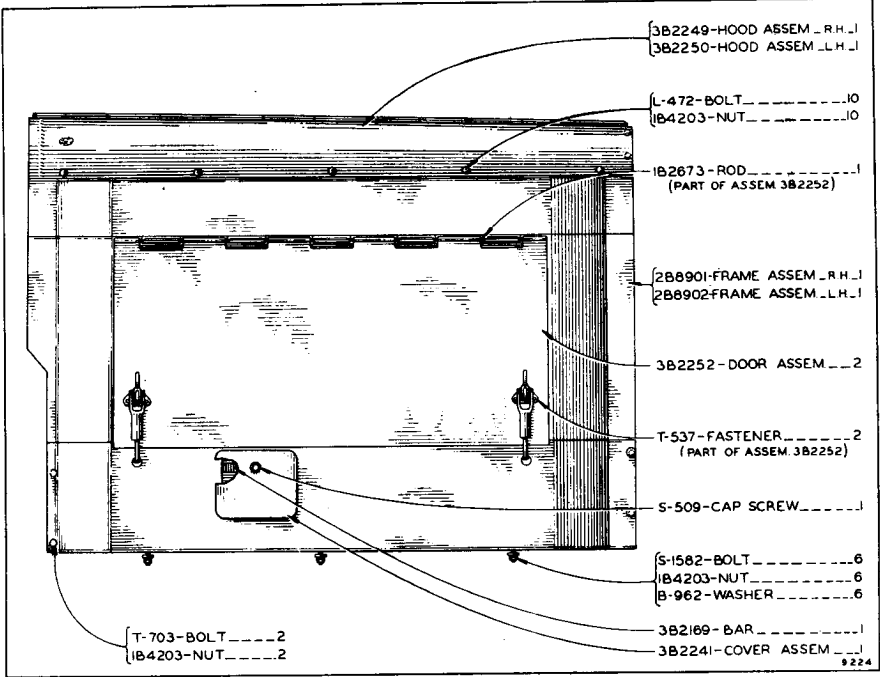


2B4157 Hood Group (With Doors)

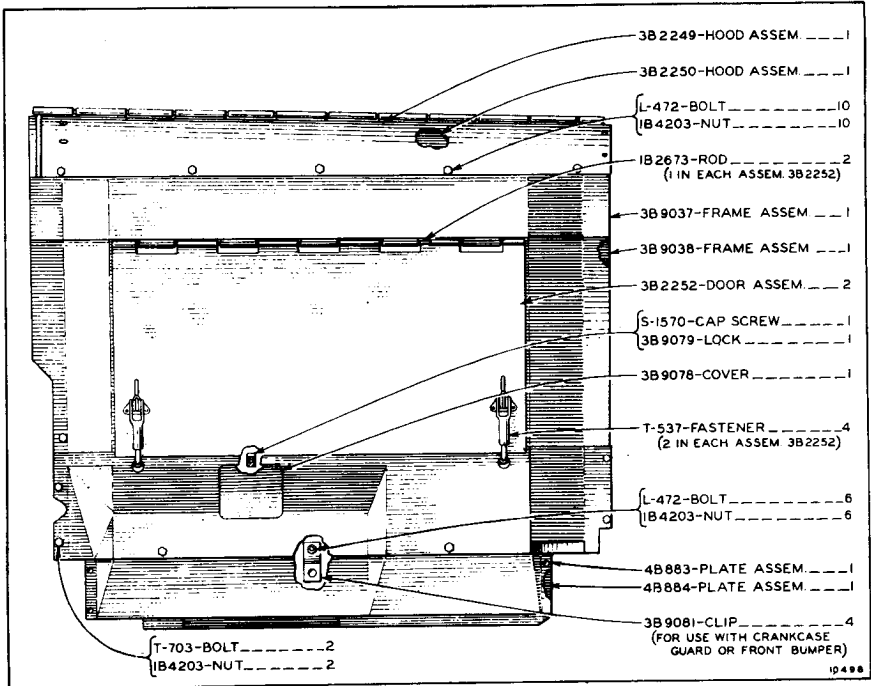


3B9090 Hood Group (With Doors)

ALWAYS GIVE MACHINE NUMBER WHEN ORDERING PARTS

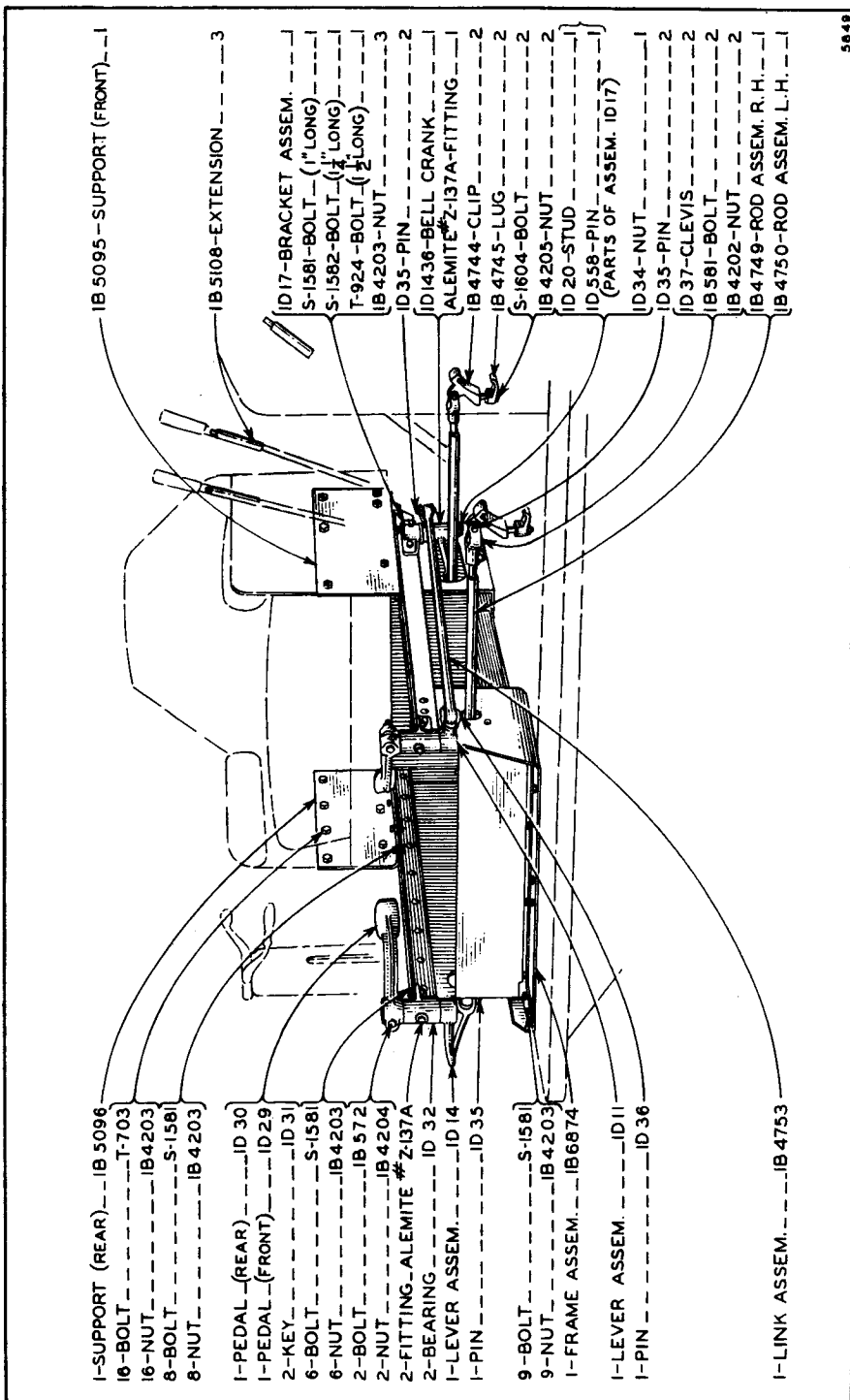


3B2246 WINTER HOOD GROUP



3B9034 WINTER HOOD GROUP

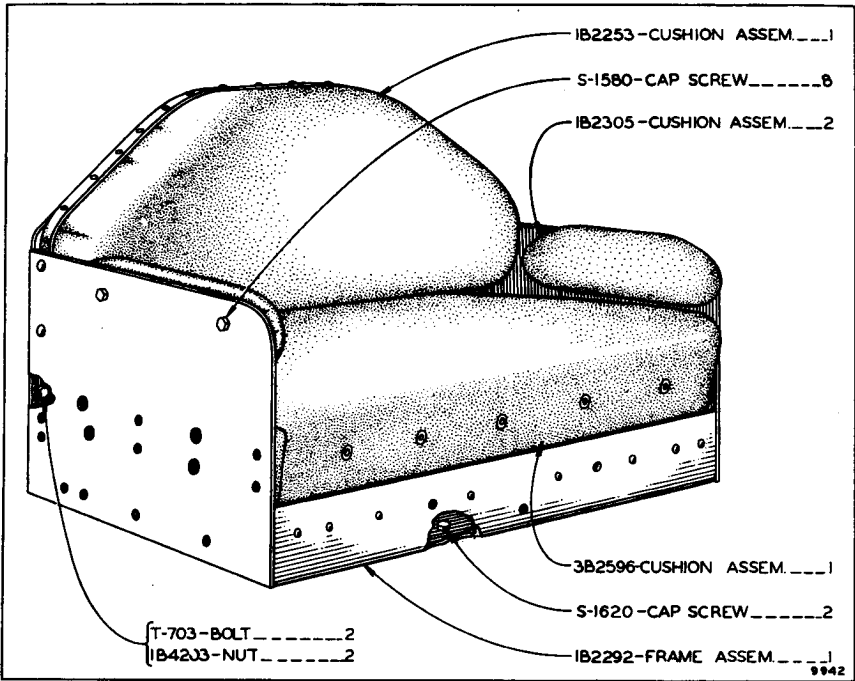
ALWAYS GIVE MACHINE NUMBER WHEN ORDERING PARTS



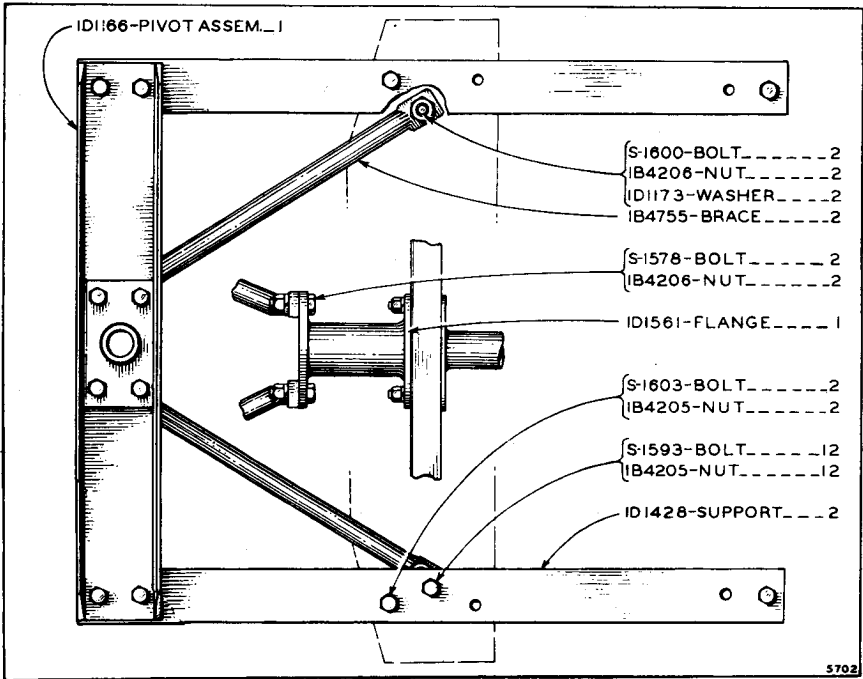
5648

1B6873 SIDE SEAT GROUP

ALWAYS GIVE MACHINE NUMBER WHEN ORDERING PARTS



SIDE SEAT
(Part of 1B6873 Side Seat Group)



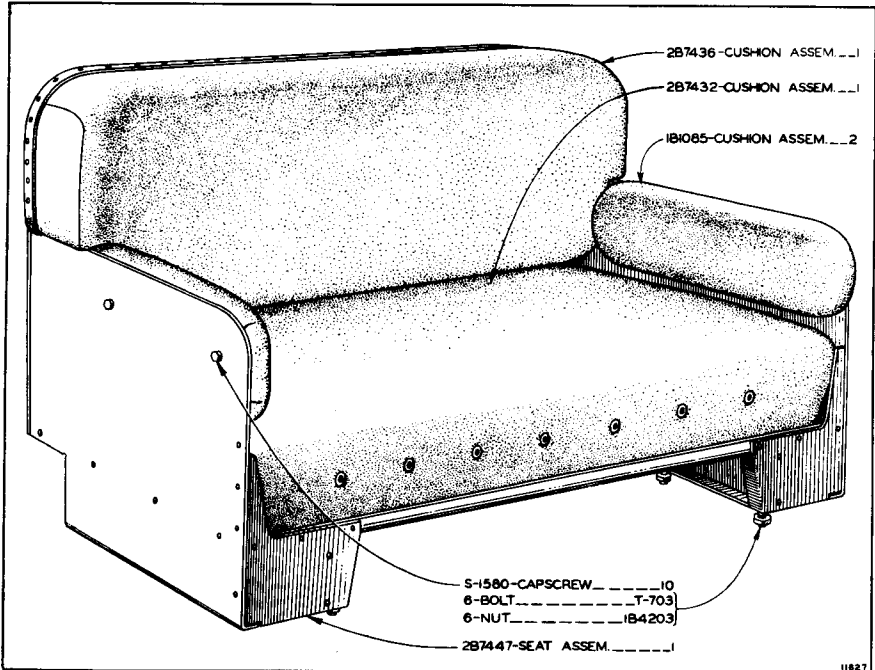
1B3698 TRAILER PATROL HAND CONTROL BRACKET GROUP
(For use with Side Seat)

ALWAYS GIVE MACHINE NUMBER WHEN ORDERING PARTS

2B7658 Cab Arrangement (With Wide Seat)

Consists of:

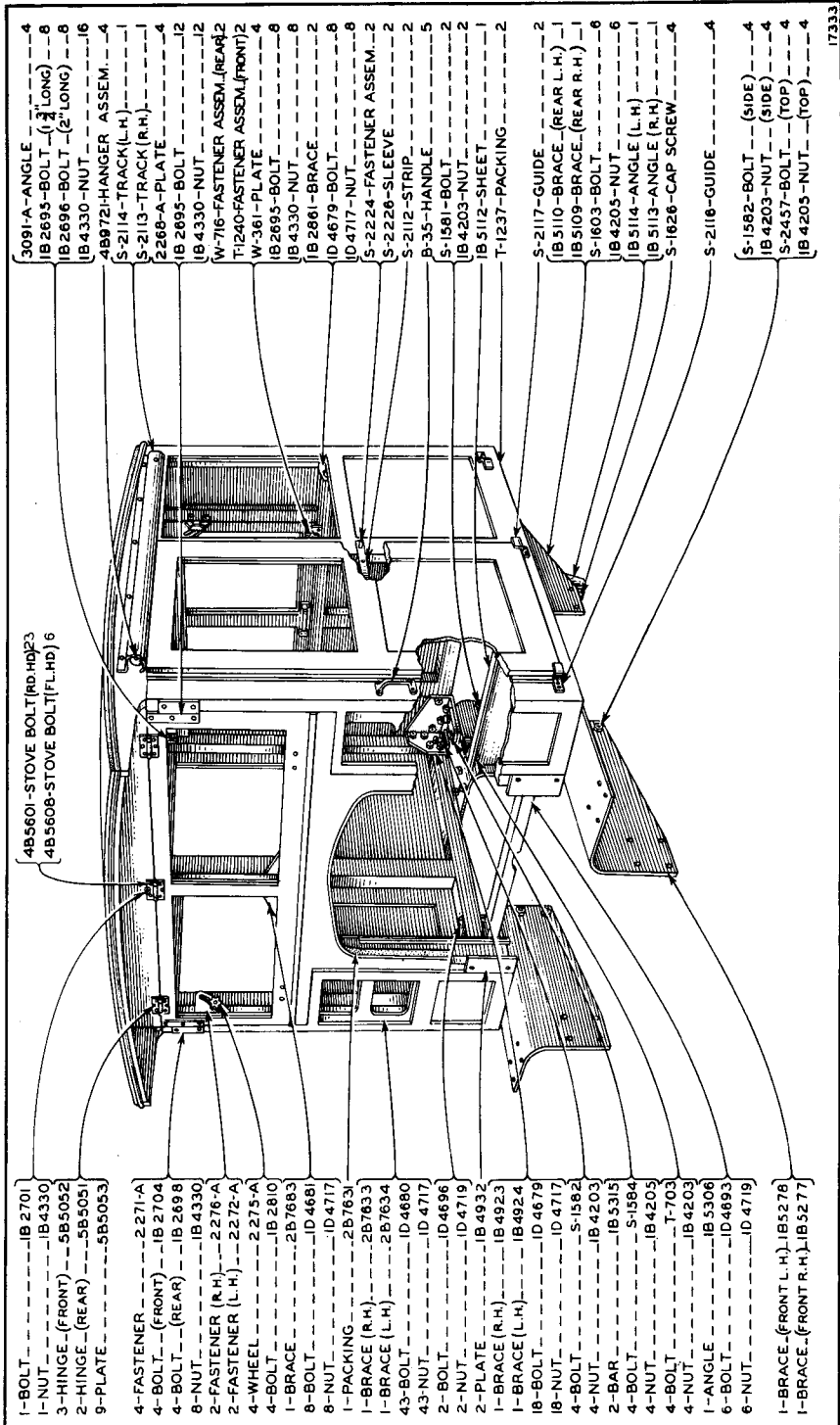
- 1 2B7469 Wide Seat Group Shown Below
- 1 2B866 Cab Group Page 113



2B7469 WIDE SEAT GROUP
(Part of 2B7658 Cab Arrangement)

11827

ALWAYS GIVE MACHINE NUMBER WHEN ORDERING PARTS



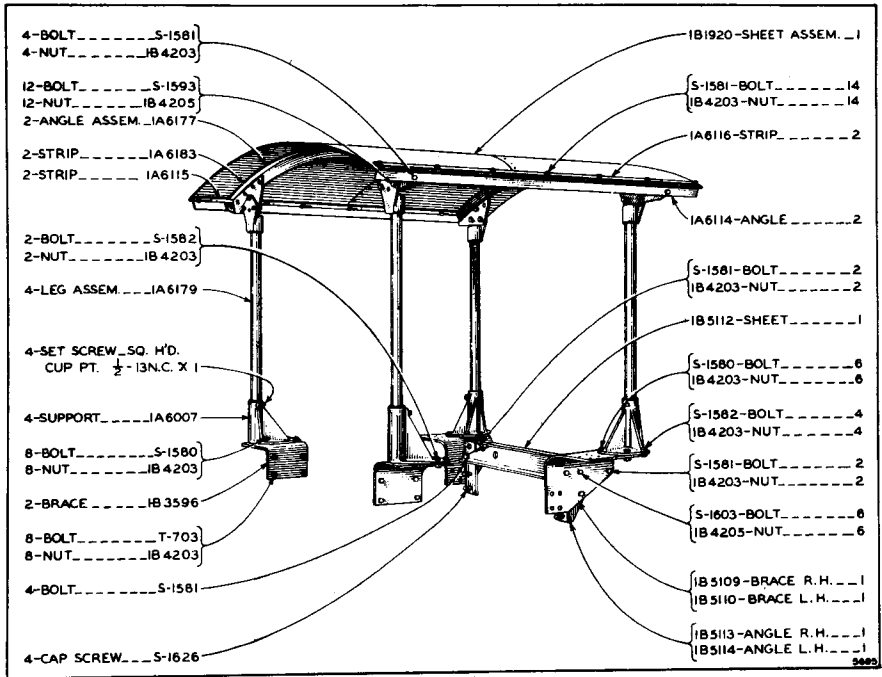
- 3091-A-ANGLE ----- 4
- IB 2693-BOLT (1" LONG) ----- 6
- IB 2696-BOLT (2" LONG) ----- 8
- IB 4330-NUT ----- 16
- 4B972I-HANGER ASSEM. ----- 4
- S-2114-TRACK (L.H.) ----- 1
- S-2113-TRACK (R.H.) ----- 1
- 2268-A-PLATE ----- 4
- IB 2695-BOLT ----- 12
- IB 4330-NUT ----- 12
- W-716-FASTENER ASSEM. (REAR) 2
- T-1240-FASTENER ASSEM. (FRONT) 2
- W-361-PLATE ----- 4
- IB 2695-BOLT ----- 6
- IB 4330-NUT ----- 6
- IB 2881-BRACE ----- 2
- IB 4679-BOLT ----- 2
- JD 4717-NUT ----- 8
- S-2224-FASTENER ASSEM. ----- 2
- S-2226-SLEEVE ----- 2
- S-2112-STRIP ----- 2
- P-35-HANDLE ----- 5
- S-1561-BOLT ----- 2
- IB 4203-NUT ----- 2
- IB 5112-SHEET ----- 1
- T-1237-PACKING ----- 2
- S-2117-GUIDE ----- 2
- IB 5110-BRACE (REAR L.H.) ----- 1
- IB 5109-BRACE (REAR R.H.) ----- 1
- S-1603-BOLT ----- 6
- IB 4205-NUT ----- 6
- IB 5114-ANGLE (L.H.) ----- 1
- IB 5113-ANGLE (R.H.) ----- 1
- S-1626-CAP SCREW ----- 4
- S-2116-GUIDE ----- 4
- S-1562-BOLT (SIDE) ----- 4
- IB 4203-NUT (SIDE) ----- 4
- S-2457-BOLT (TOP) ----- 4
- IB 4205-NUT (TOP) ----- 4

- 1-BOLT ----- IB 2701
- 1-NUT ----- IB 4330
- 3-HINGE (FRONT) ----- 5B5052
- 2-HINGE (REAR) ----- 5B5051
- 9-PLATE ----- 5B5053
- 4-FASTENER ----- 2271-A
- 4-BOLT (FRONT) ----- IB 2704
- 4-BOLT (REAR) ----- IB 2698
- 8-NUT ----- IB 4330
- 2-FASTENER (R.H.) ----- 2276-A
- 2-FASTENER (L.H.) ----- 2272-A
- 4-WHEEL ----- 2275-A
- 4-BOLT ----- IB 2810
- 1-BRACE ----- 2B 7683
- 8-BOLT ----- ID 4681
- 8-NUT ----- ID 4717
- 1-PACKING ----- 2B 7631
- 1-BRACE (R.H.) ----- 2B 7633
- 1-BRACE (L.H.) ----- 2B 7634
- 43-BOLT ----- ID 4680
- 43-NUT ----- ID 4717
- 2-BOLT ----- ID 4696
- 2-NUT ----- ID 4719
- 2-PLATE ----- IB 4932
- 1-BRACE (R.H.) ----- IB 4923
- 1-BRACE (L.H.) ----- IB 4924
- IB-BOLT ----- ID 4679
- IB-NUT ----- ID 4717
- 4-BOLT ----- S-1562
- 4-NUT ----- IB 4203
- 2-BAR ----- IB 5315
- 4-BOLT ----- S-1564
- 4-NUT ----- IB 4205
- 4-BOLT ----- T-703
- 4-NUT ----- IB 4203
- 1-ANGLE ----- IB 5306
- 6-BOLT ----- ID 4693
- 6-NUT ----- ID 4719
- 1-BRACE (FRONT L.H.) ----- IB 5278
- 1-BRACE (FRONT R.H.) ----- IB 5277

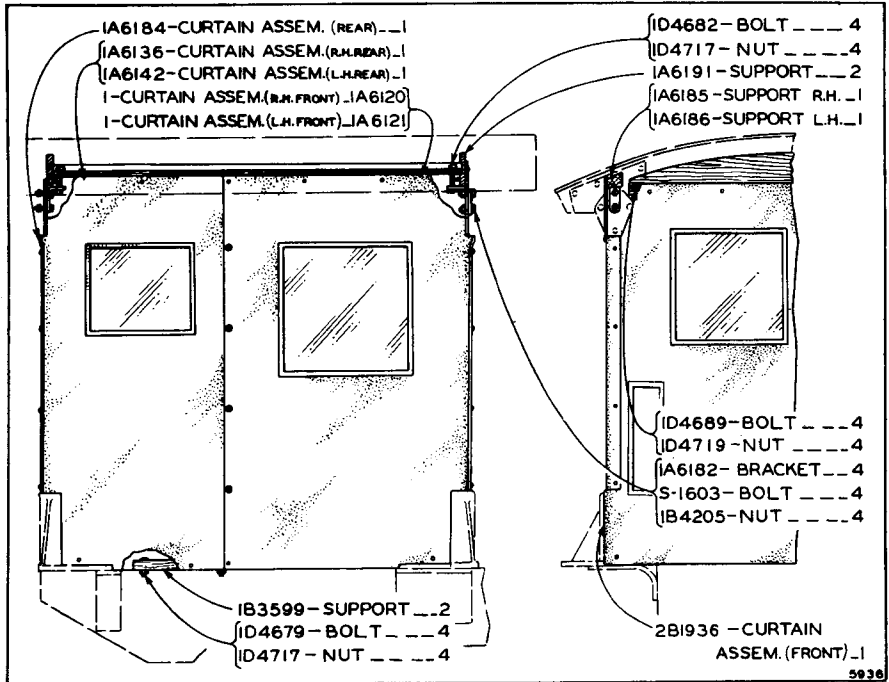
17233

ALWAYS GIVE MACHINE NUMBER WHEN ORDERING PARTS

2B866 Cab Group
(Part of 2B7658 Cab Arrangement)

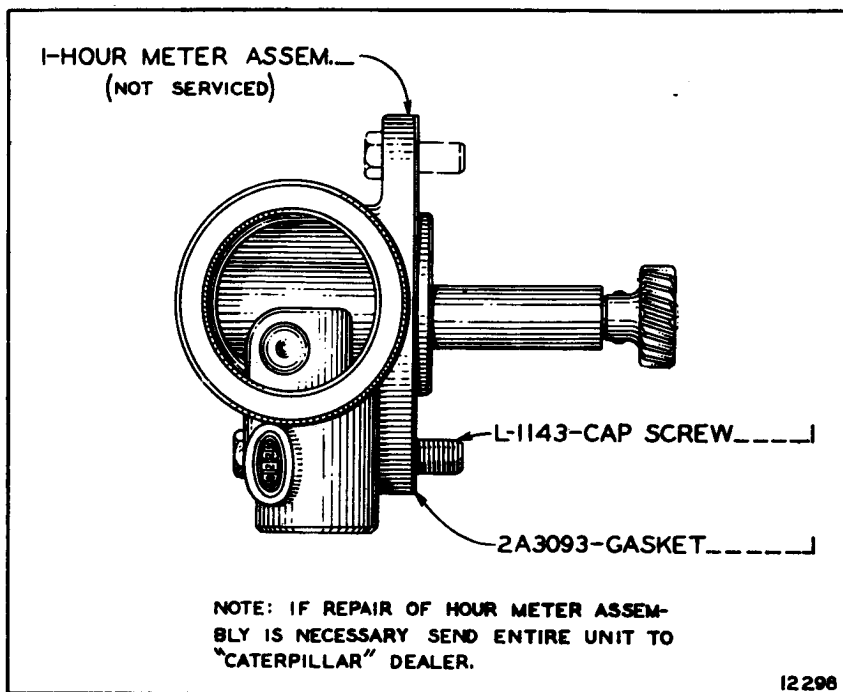


IB3595 CANOPY TOP GROUP
(For use with Top Seat)



2B867 CANOPY CURTAIN GROUP
(For use with Canopy Top)

ALWAYS GIVE MACHINE NUMBER WHEN ORDERING PARTS



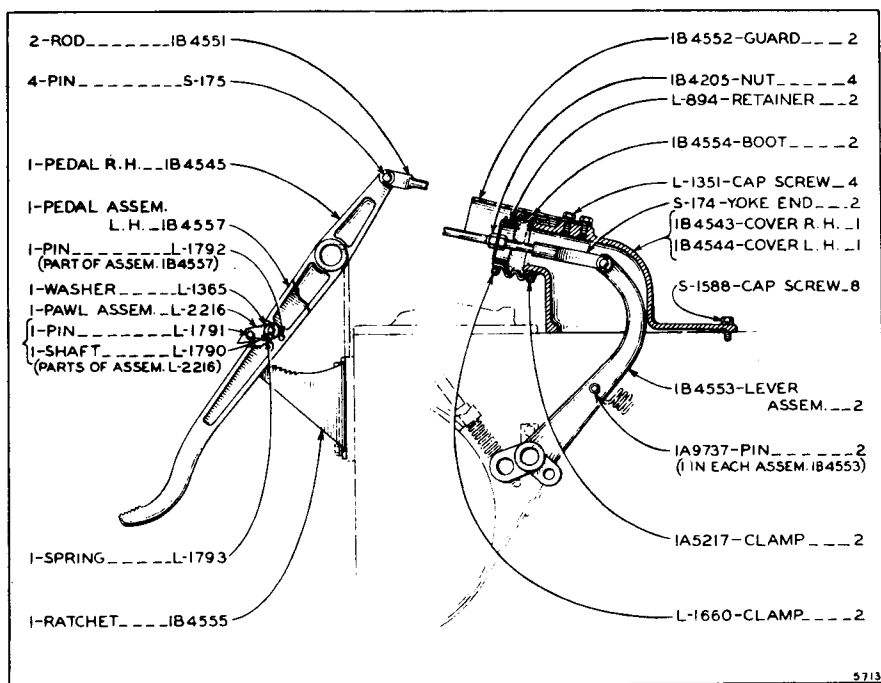
2A3217 HOUR METER GROUP
(Effective with Machine 2E1946)

2B171 Rear Seat Group

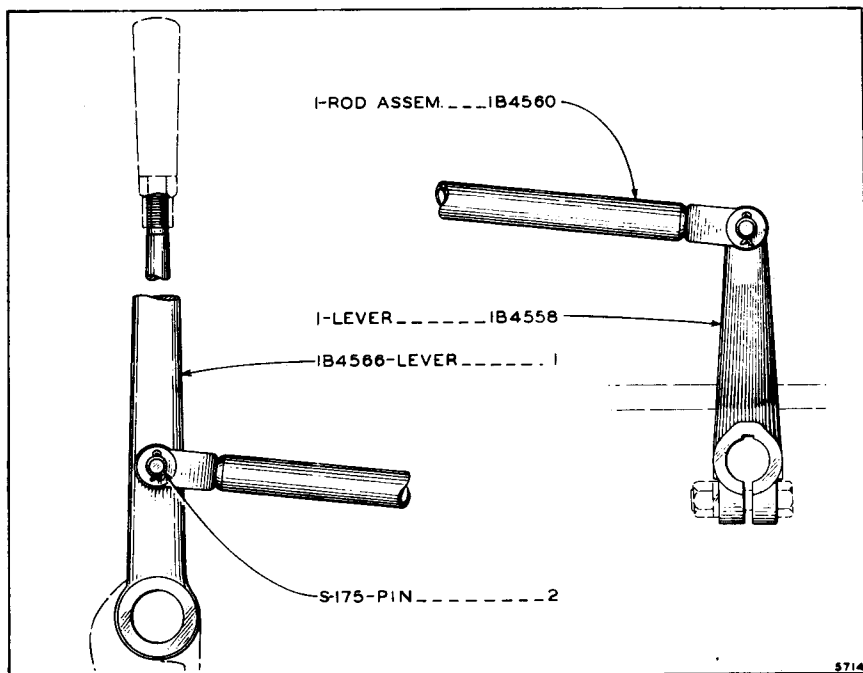
Consists of:

1	Brake Control Group	Page	116
1	Flywheel Clutch Control Group	"	116
1	Gear Shift and Steering Clutch Control Group.	"	117
1	Rear Seat Group	"	117
1	Foot Rest Group	"	118
1	1B802 Grip		
2	L-1023 Plug-Transmission Case		
2	T-924 Bolt (3/8 x 1 1/2)		
2	S-1582 Bolt (3/8 x 1 1/4)		
4	1B4203 Nut (3/8")		
4	3B4506 Lockwasher (3/8")		

ALWAYS GIVE MACHINE NUMBER WHEN ORDERING PARTS

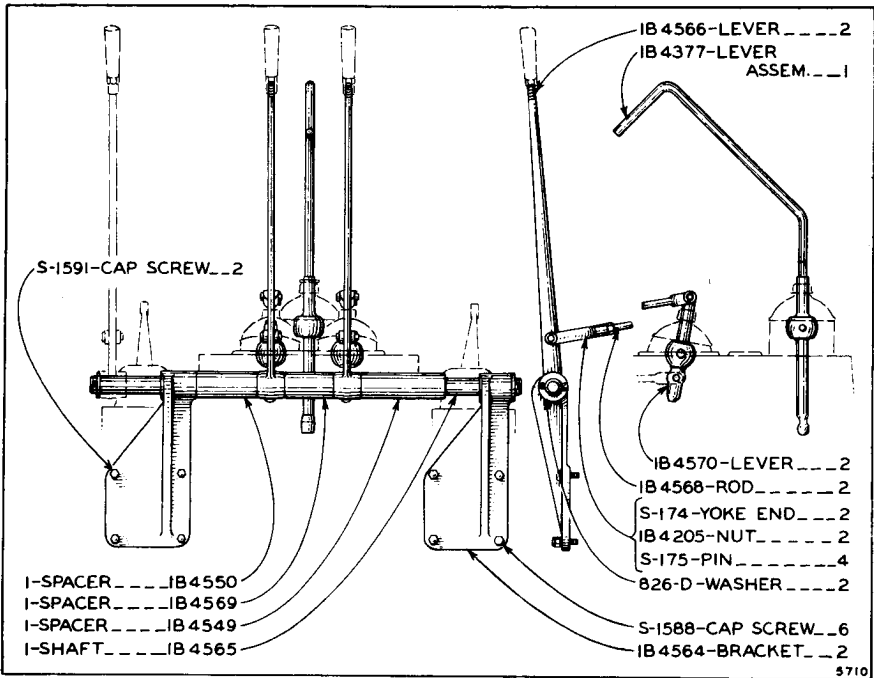


BRAKE CONTROL GROUP—REAR SEAT

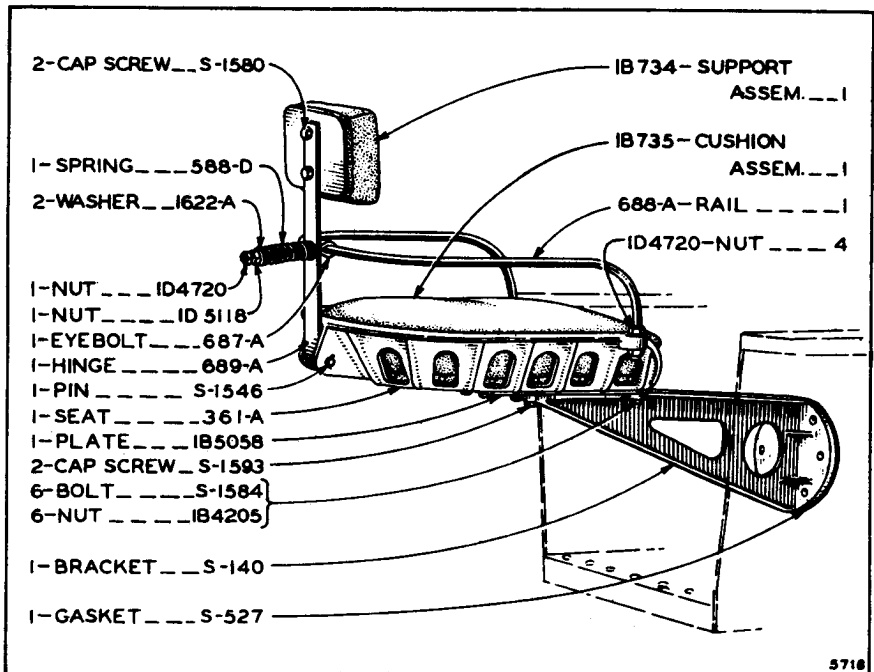


FLYWHEEL CLUTCH CONTROL GROUP—REAR SEAT

ALWAYS GIVE MACHINE NUMBER WHEN ORDERING PARTS

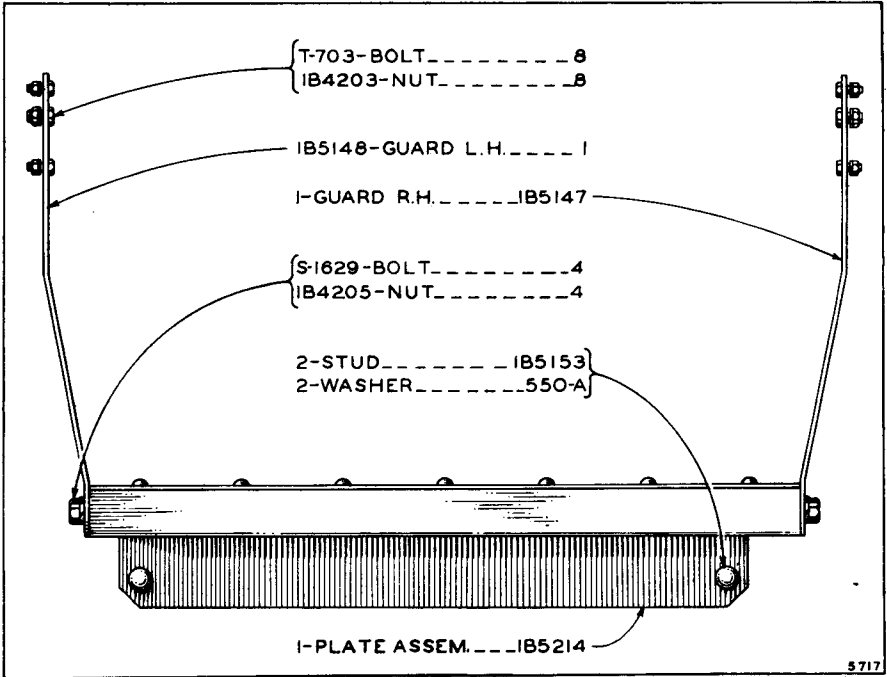


GEAR SHIFT AND STEERING CLUTCH CONTROL GROUP—REAR SEAT

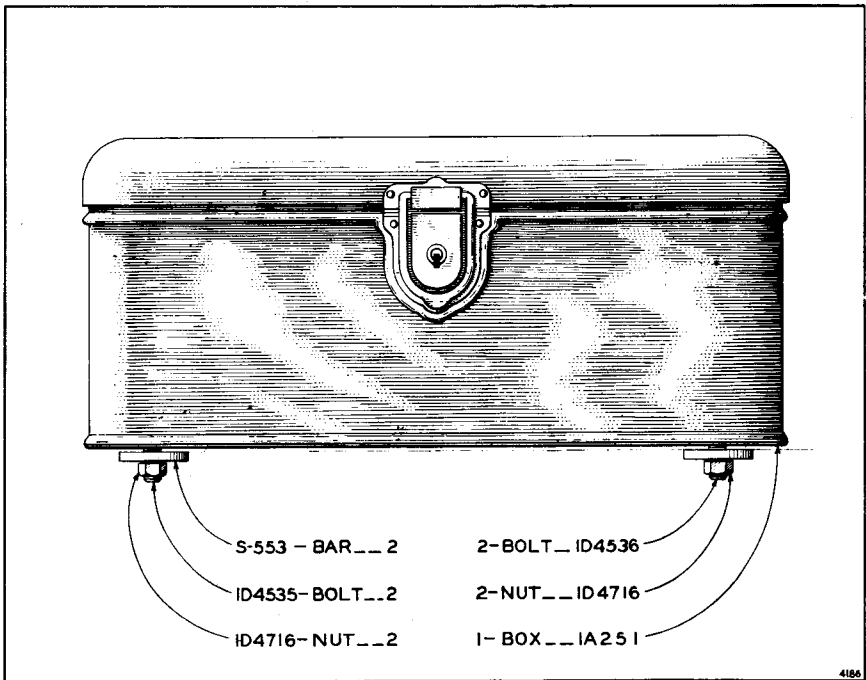


REAR SEAT GROUP

ALWAYS GIVE MACHINE NUMBER WHEN ORDERING PARTS

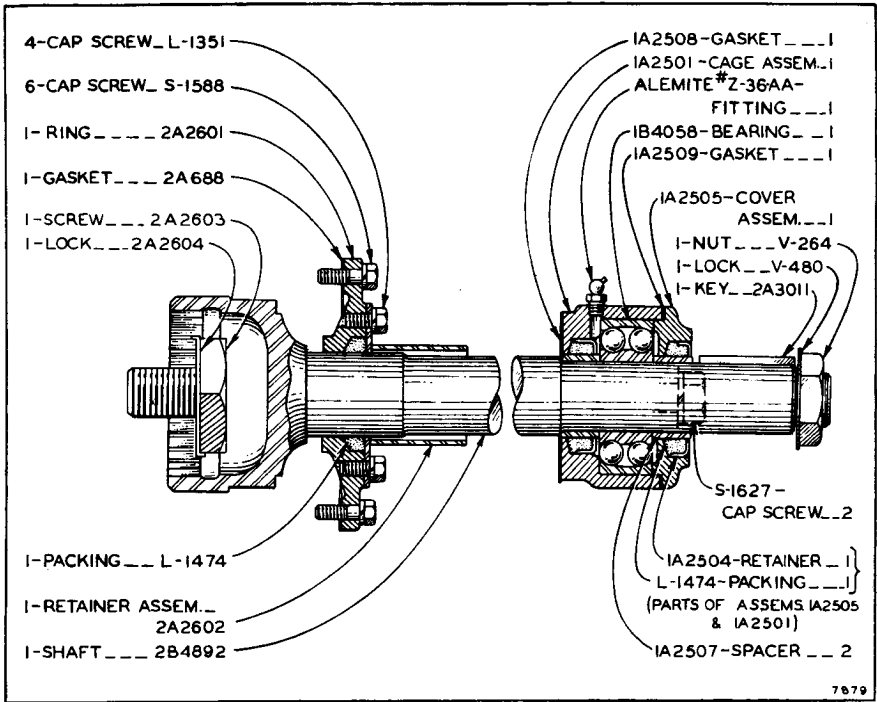


FOOT REST GROUP—REAR SEAT

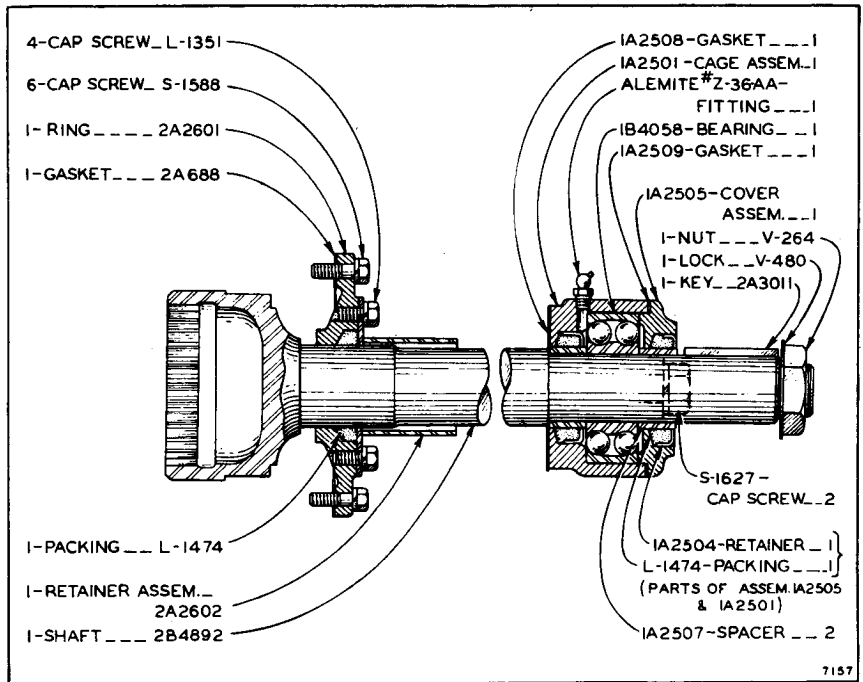


TOOL BOX—REAR SEAT

ALWAYS GIVE MACHINE NUMBER WHEN ORDERING PARTS



2B8192 FRONT POWER TAKE-OFF GROUP
 (Machines 6E1 to 6E1982 Inclusive)



2B4900 FRONT POWER TAKE-OFF GROUP
 (Effective with Machine 6E1983)

ALWAYS GIVE MACHINE NUMBER WHEN ORDERING PARTS

1-BUSHING_S-1550

2B1882 HOUSING-1

110950 CLIP-12 (13/64 HOLE)

1B3178 LAMP-2 (GUIDE LAMP CORP. NO. 362-H)

2B2886 GEAR ASSEM-1 (39 T.)

1B60 BRACKET-2

2B814 GEAR(18T)-1

L-1051 GASKET-1

IA2669 TAIL LAMP-1

602-A CLIP-1 (17/32 HOLE)

W-423 BRACKET-1

110044 PLUG-2

2B813 SHAFT-1

IB8102 CLIP-8 (13/32 HOLE)

L-2072 CLIP-2 (13/32 HOLE)

14 SINGLE ARMORED LIGHTING CABLE 45 FT.

IB2718 BOLT_ _ _ _ _ 4 } BRACKET TO CAB
 IB4330 NUT_ _ _ _ _ 4 }
 S-1588 CAP SCREW_ _ 3-GENERATOR FLANGE
 S-1588 CAP SCREW_ _ 4-GENERATOR GEAR HOUSING

2B1918 GENERATOR - 1 (BOSCH RJF 7 3/8 900 LS-50)

4" 20N.C. X 1 1/8" HEADLESS } GENERATOR
 CUP PT. SET SCREW_ 1 } GEAR HOUSING

6485

2B874 LIGHTING SYSTEM GROUP
 (For use without Battery, with Cab)

2B9375 TAIL LAMP-1

2B8352 WASHER-2

W-423 BRACKET-1

110950 CLIP-12 (13/64 HOLE)

4B1172 LAMP_(7 3/8" DIA.)_ 2 (GUIDE LAMP CORP. # 534-A)
 -OR-
 2B6801 LAMP_(9 1/2" DIA.)_ 2 (GUIDE LAMP CORP. # 536-A)

2B6594 GENERATOR GROUP_ _ _ _ _ 1

2B9529 WIRE_ _ _ _ _ 50 FT.

IB4206 NUT_ _ _ _ _ 2 (LAMP)

ID4683 BOLT_ _ _ (3/8" X 3")_ _ 4 } (FRONT LAMP BRACKET)
 ID4717 NUT_ _ _ _ _ 4 }
 2B9369 BOLT_ _ _ (7/8" X 5 3/4")_ _ 4 }
 ID4716 NUT_ _ _ _ _ 4 }
 S-1581 BOLT_ _ _ (3/8" X 1")_ _ 2 } (CLIP)
 IB4203 NUT_ _ _ _ _ 2 }
 1/8" X 3/8" RD. HD. STOVE BOLT_ _ 2 (DASH LAMP)

IB1301 DASH LAMP-1

S-582 CLIP-8 (13/32 HOLE)

2B6186 BRACKET-2

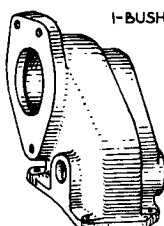
602-A CLIP-1 (17/32 HOLE)

10611

2B9276 LIGHTING SYSTEM GROUP
 (For use without Battery, with Cab)

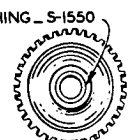
Note: 2B6594 Generator Group parts are shown on Pages 124 and 125.

ALWAYS GIVE MACHINE NUMBER WHEN ORDERING PARTS




2B1882 HOUSING-1


1-BUSHING_S-1550




2B2886 GEAR ASSEM.-1 (39 T.)




2B814 GEAR (18T.)-1



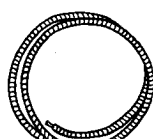
L-1051 GASKET-1




IB234 BRACKET-1




IB60 BRACKET-1




#14 SINGLE ARMORED LIGHTING CABLE 20FT.




110044 PLUG-2




2B813 SHAFT-1



IB8102 CLIP-8 (13/32 HOLE)

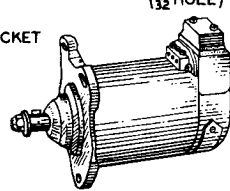


L-2072 CLIP-2 (13/32 HOLE)



IB3178 LAMP-2 (GUIDE LAMP CORP. NO. 362-H)

S-1594 CAP SCREW_ 2-FRONT LAMP BRACKET
 S-1618 BOLT_ 2 } REAR LAMP
 ID4716 NUT_ 2 } BRACKET
 S-1588 CAP SCREW_ 3-GENERATOR FLANGE
 S-1588 CAP SCREW_ 4-GENERATOR GEAR HOUSING
 S-1581 BOLT_ 2 } CLIP
 IB4203 NUT_ 2 }
 4-20NC.X1 1/8 HEADLESS } GENERATOR (BOSCH RJF 2 1/2 900 LS-50)
 CUP PT. SET SCREW_1 } GEAR HOUSING

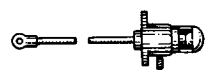


2B1918 GENERATOR-1 (BOSCH RJF 2 1/2 900 LS-50)

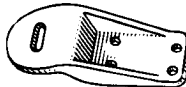
A

6489


2B2945 LIGHTING SYSTEM GROUP
 (For use without Battery, without Cab)




IB1301 DASH LAMP-1



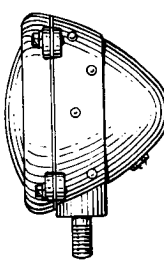
2B4551 BRACKET-2



2B8352 WASHER-2

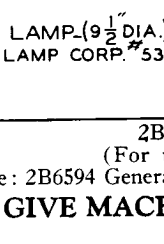


S-582 CLIP-12 (13/32 HOLE)



4B1172 LAMP (7 3/8 DIA.)-2 (GUIDE LAMP CORP. #534-A)

- OR -



2B6801 LAMP (9 1/2 DIA.)-2 (GUIDE LAMP CORP. #536-A)

2B6594 GENERATOR GROUP _____ 1
 2B9529 WIRE _____ 28 FT.
 IB4206 NUT _____ 2 (LAMP)
 S-1581 BOLT _____ 4 } (REAR LAMP BRACKET)
 IB4203 NUT _____ 4 }
 S-1594 CAP SCREW_ 4 (FRONT LAMP BRACKET)
 S-1581 BOLT _____ 2 } (CLIP)
 IB4203 NUT _____ 2 }
 1/8" X 3/8" RD. HD. STOVE BOLT_ 2 (DASH LAMP)

10609

2B9067 LIGHTING SYSTEM GROUP
 (For use without Battery, without Cab)

Note: 2B6594 Generator Group parts are shown on Pages 124 and 125.

ALWAYS GIVE MACHINE NUMBER WHEN ORDERING PARTS

W-423 BRACKET-1

1B060 BRACKET-2

L-1032 SPACER-2

L-1033 BRACKET-2

I-BUSHING S-1550

2B814 GEAR-1 (18T)

2B2806 GEAR ASSEM-1 (39T)

2B1882 HOUSING-1

2B813 SHAFT-1

L-2040 BRACKET-1

110044 PLUG-2

S-2254 CLAMP ASSEM-1

L-1928 BATTERY BOX-1

1B0102 CLIP-6 (1/2 HOLE)

L-2072 CLIP-2 (1/2 HOLE)

S-2258 BATTERY-1 (WILLARD TYPE RH-2-15 PART NO. 412)

L1051 GASKET-1

IA 430 SWITCH-1

S-1581 BOLT-4

IB4203 NUT-4

S-1588 CAP SCREW-3

ID4717 BOLT-4

S-1581 BOLT-2

IB4203 NUT-2

S-2255 CAPSCREW-2

IB2718 BOLT-4

IB4330 NUT-4

S-1588 CAP SCREW-4

SWITCH TO BRACKET

GENERATOR GEAR HOUSING

AMMETER BOX BRACKET

GENERATOR FLANGE

BATTERY BOX

CLIP

FRONT LAMP BRACKET

GENERATOR GEAR HOUSING

10950 CLIP-12 (1/2 HOLE)

1A2669 TAIL LAMP-1

2B2255 GENERATOR-1 (DELCO-REMY MODEL 953-U PART NO. 185-4903)

166881 AMMETER-1 #14 SINGLE ARMORED

LIGHTING CABLE 49FT

IB3178 LAMP-2 (GUIDE LAMP CORP. 962-H)

S-2250 PLATE ASSEM-1

2B873 LIGHTING SYSTEM GROUP
(With Battery—For use with Cab)

W-423 BRACKET-1

IB3310 WASHER-4

2B6186 BRACKET-2

2B9529 WIRE 53FT.

602-A CLIP-1 (1/2 HOLE)

S-582 CLIP-12 (1/2 HOLE)

110950 CLIP-12 (1/2 HOLE)

2B9375 TAIL LAMP-1

2B8352 WASHER-2

T-375 SPACER-4

2 BOLT-----S-1581

2 NUT-----IB4203

1-BATTERY & BOX GROUP

4 STOVE BOLT RD.HD.-----X8

4 BOLT-(3/8 X 3) LONG-----ID4683

4 NUT-----JD4717

4 BOLT-(3/8 X 5 1/2) LONG-----2B9369

4 NUT-----ID4716

4 BOLT-----S-1584

4 NUT-----IB4205

2 NUT-----IB4206

1 GENERATOR GROUP_2B6593

CLIP

2B9370 (SWITCH)

FRONT LAMP BRACKET

BATTERY BOX

(FRONT LAMP)

2B6601 LAMP - 2 (GUIDE LAMP CORP. 536-A)

2B9334 LIGHTING SYSTEM GROUP
(With Battery—For use with Cab)

Note: 2B6593 Generator Group parts are shown on Page 124.
2B9370 Battery and Box Group parts are shown on Page 125.

ALWAYS GIVE MACHINE NUMBER WHEN ORDERING PARTS

L-1928 BOX-1

S-2254 CLAMP ASSEM-1

S-2258 BATTERY-1
(WILLARD BATTERY CO. TYPE RH-2-15 PART #412)

IB3178 LAMP-2
(GUIDE LAMP CORP #362-H)

2B814 GEAR (16T)-1

166881 AMMETER-1

10044 PLUG-2

S-582 CLIP-4
($\frac{1}{8}$ " HOLE)

S-1550-BUSHING-1

IB80 BRACKET-1

IB234 BRACKET-1

L-1932 SPACER-2

L-2072 CLIP-2
($\frac{1}{8}$ " HOLE)

2B815 GEAR ASSEM (34T)-1

L-1933 BRACKET-2

*14 SINGLE ARMORED LIGHTING CABLE-31 FT

IA 430 SWITCH-1

S-2250 PLATE ASSEM-1

L-1051 GASKET-1

L-2040 BRACKET-1

2B817 HOUSING-1

2B235 GENERATOR-1
(DELCO Remy MODEL 953-U PART NO.1854903) OR
1B9153 GENERATOR-1
(BOSCH RJB 7 $\frac{1}{2}$ 90% R5-71)

IB8102 CLIP-4
(HOLE)

1-20NCX HEADLESS CUP PT SET	SCREW-1-HOUSING
S-1581 BOLT	4 BATTERY BOX BRACKET
IB4203 NUT	4 BATTERY BOX
ID4677 BOLT	4 BATTERY BOX
ID4717 NUT	4 REAR LAMP BRACKET
S-1618 BOLT	2 REAR LAMP BRACKET
ID4718 NUT	2 FRONT LAMP BRACKET
S-1594 CAP SCREW	2 HOUSING
S-1588 CAP SCREW	3-AMMETER
1 X $\frac{1}{8}$ RD. HD. STOVE BOLT	3-SWITCH
*8-32 X $\frac{1}{2}$ RD HD. MACH. SCREW	4 SWITCH
8-32 HEX. NUT	4 PLATE
S-2255 CAP SCREW	2-CLIP
S-1581 BOLT	2-CLIP
IB4203 NUT	2-CLIP

2B871 LIGHTING SYSTEM GROUP
(With Battery—For use without Cab)

2B4551 BRACKET-2

IB3310 WASHER-4

T-375 SPACER-4

2B8352 WASHER-2

4B1172 LAMP-(7 $\frac{3}{8}$ " DIA.)-2
-OR-
2B6801 LAMP-(9 $\frac{1}{2}$ " DIA.)-2

IB1301 DASH LAMP-1

2B6593 GENERATOR GROUP _____ 1

BATTERY & BOX GROUP _____ 1

2B9529-WIRE _____ 46 FT.

IB4206 NUT _____ 2 (LAMP)

S-1581 BOLT _____ 4 (REAR LAMP BRACKET)

IB4203 NUT _____ 4 (BATTERY BOX)

S-1584 BOLT _____ 4 (BATTERY BOX)

IB4205 NUT _____ 4 (CLIP)

S-1581 BOLT _____ 2 (CLIP)

IB4203 NUT _____ 2 (FR. LAMP BRACKET)

S-1594 CAP SCREW _____ 4 (SWITCH)

4B5591 STOVE BOLT _____ 4 (SWITCH)

4B5593 STOVE BOLT _____ 2 (DASH LAMP)

IA430 SWITCH-1

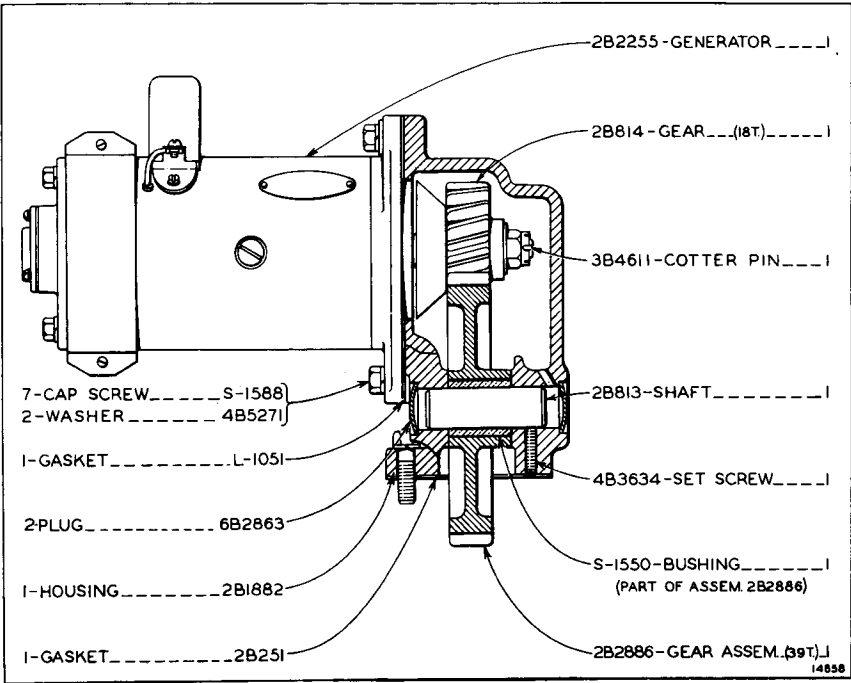
4B9233 CLIP-1
($\frac{17}{32}$ " HOLE)

S-550 CLIP-12
($\frac{13}{32}$ " HOLE)

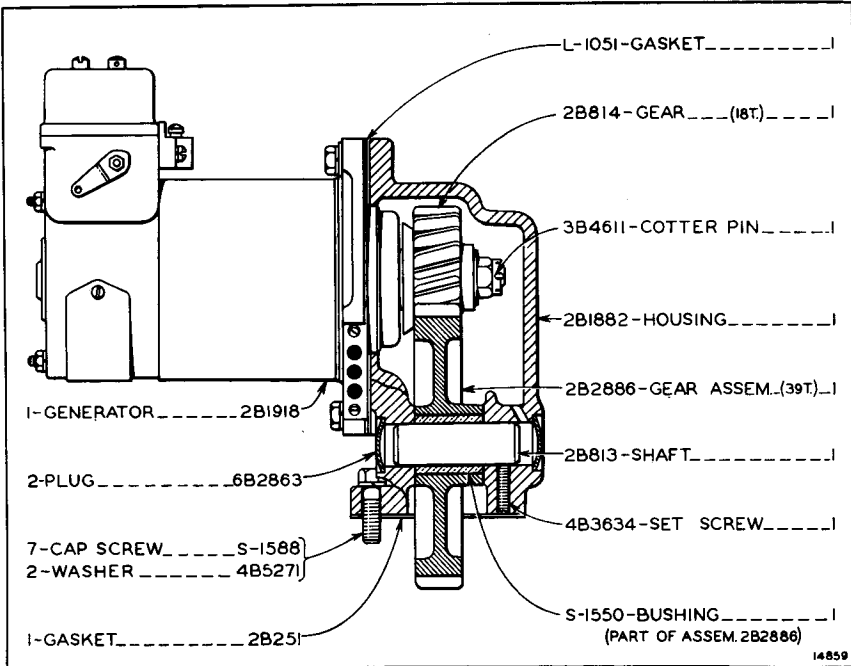
2B9168 LIGHTING SYSTEM GROUP
(With Battery—For use without Cab)

Note: 2B6593 Generator Group parts are shown on Page 124.
2B9370 Battery and Box Group parts are shown on Page 125.

ALWAYS GIVE MACHINE NUMBER WHEN ORDERING PARTS



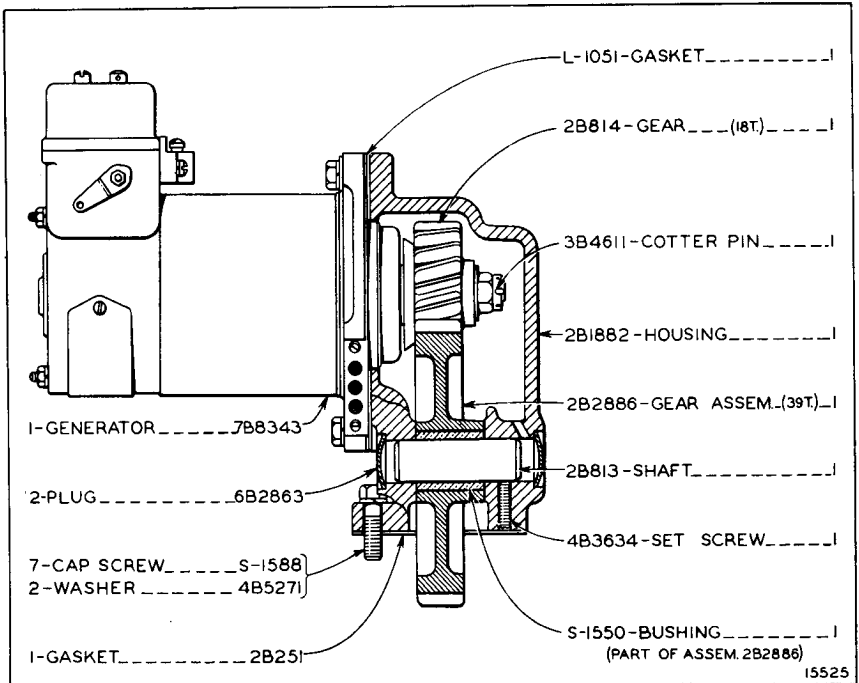
2B6593 LIGHTING GENERATOR GROUP
(6 Volt—For use with Battery)



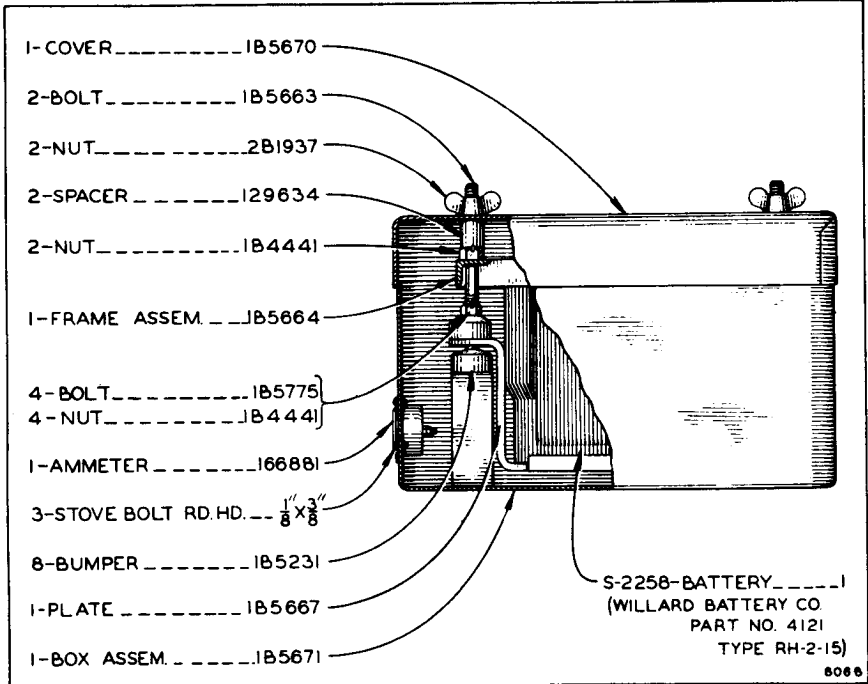
LIGHTING GENERATOR GROUP
(6 Volt—For use without Battery)

Note: Only separate parts serviced. When complete group is wanted order 2B6594.

ALWAYS GIVE MACHINE NUMBER WHEN ORDERING PARTS

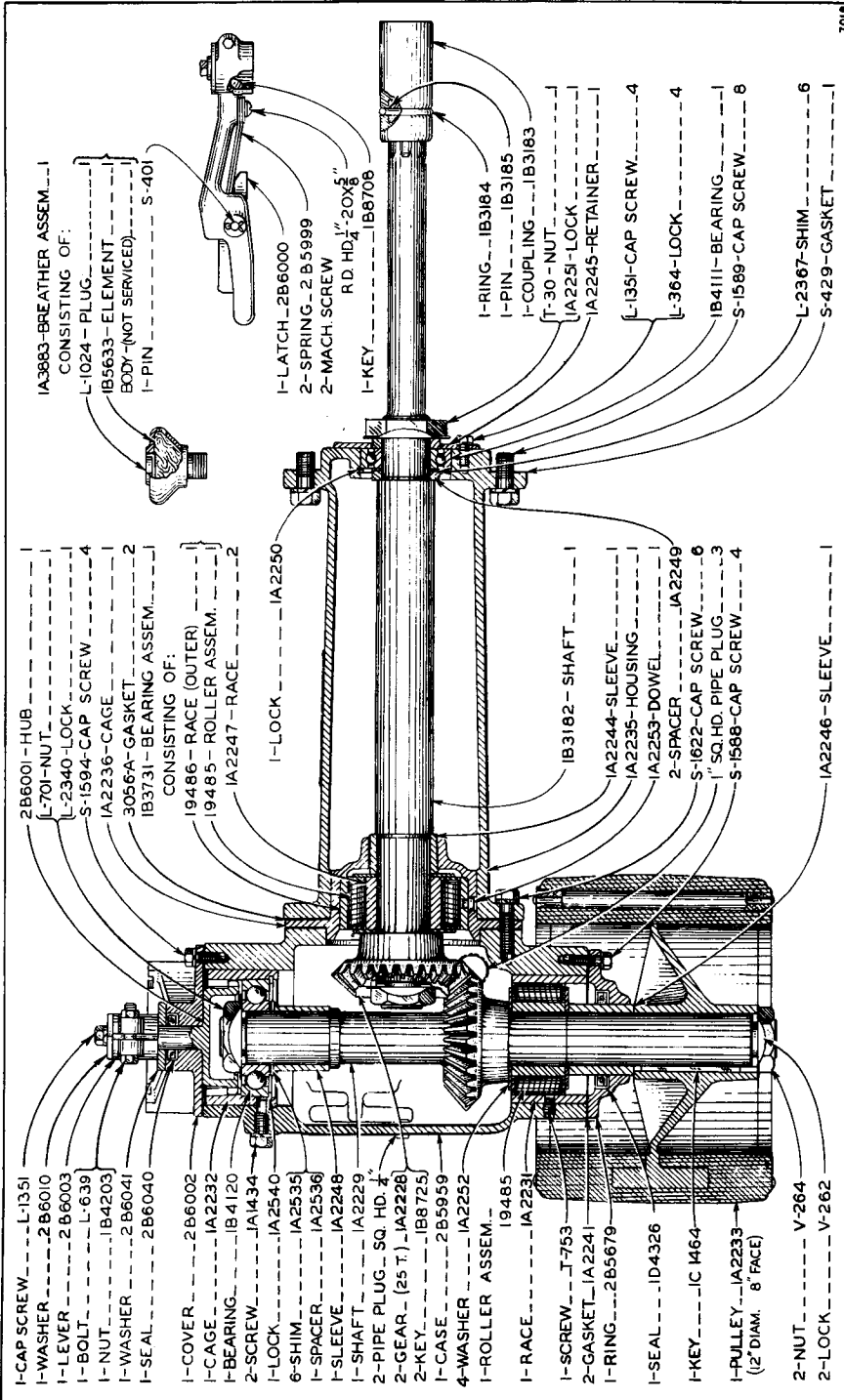


2B6594 LIGHTING GENERATOR GROUP
(6 Volt—For use without Battery)

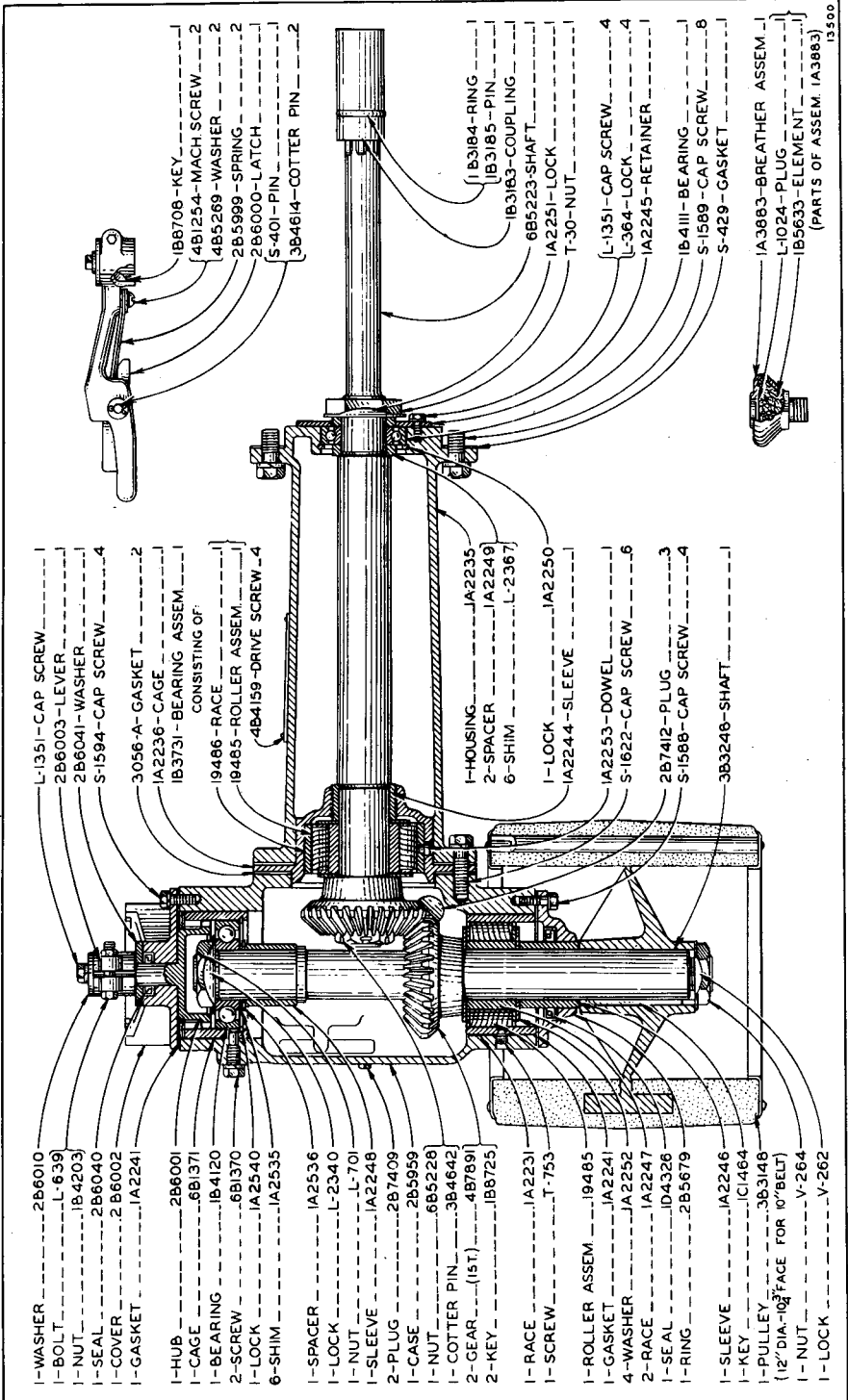


2B9370 BATTERY AND BOX GROUP

ALWAYS GIVE MACHINE NUMBER WHEN ORDERING PARTS



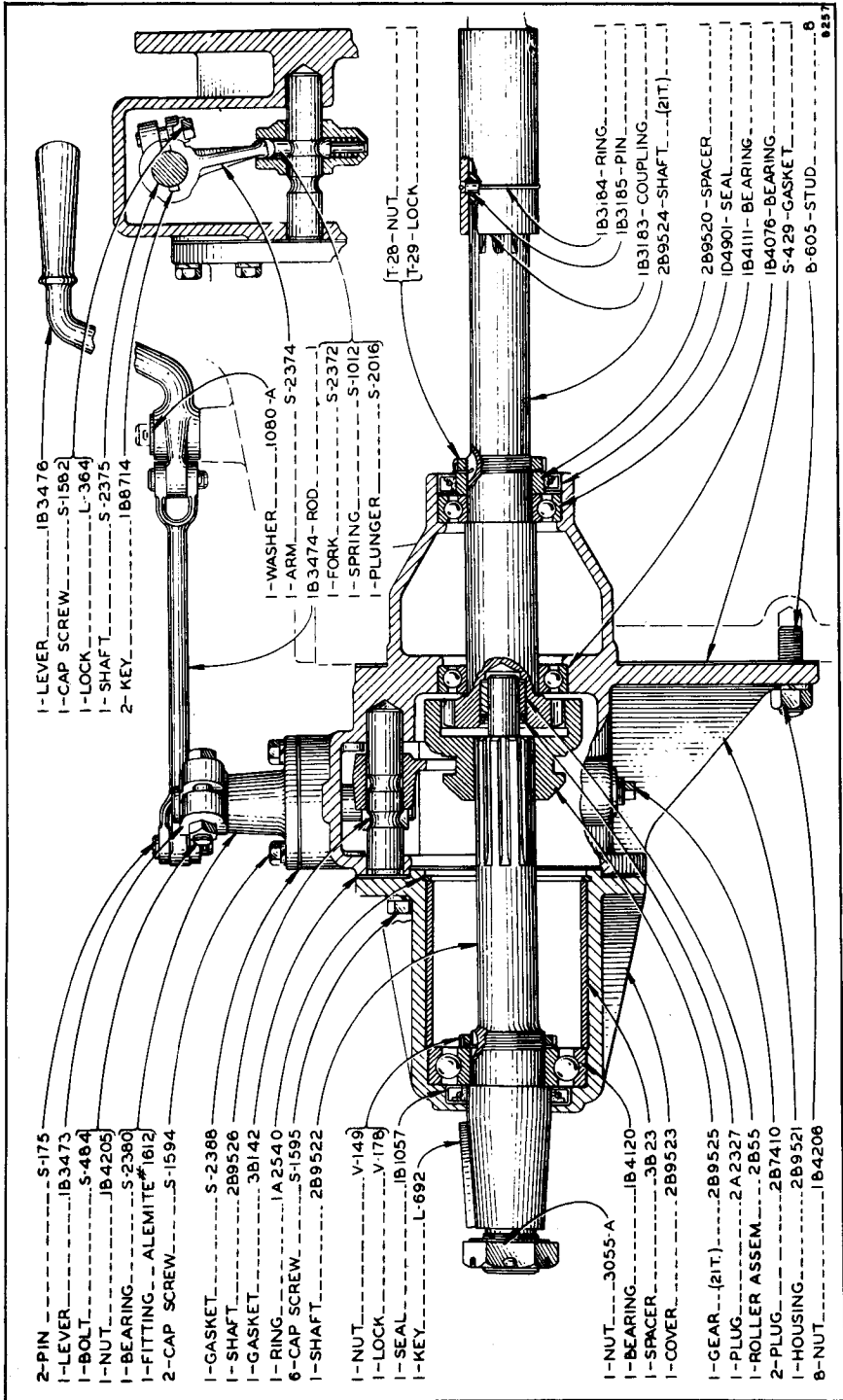
ALWAYS GIVE MACHINE NUMBER WHEN ORDERING PARTS



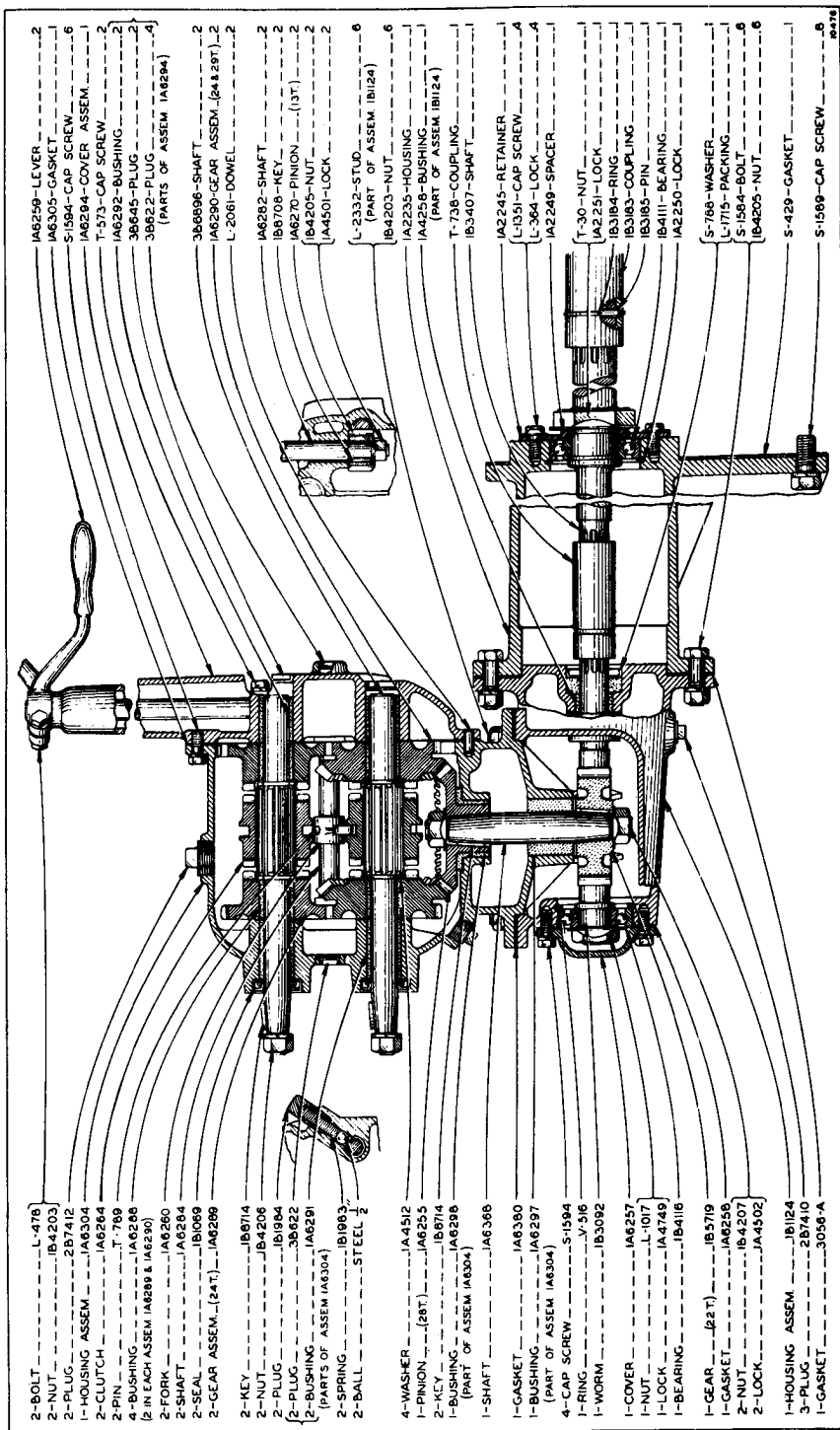
ALWAYS GIVE MACHINE NUMBER WHEN ORDERING PARTS

3B3246 BELT PULLEY DRIVE GROUP (With Pulley)
 3B3247 BELT PULLEY DRIVE GROUP (Without Pulley)

13500



ALWAYS GIVE MACHINE NUMBER WHEN ORDERING PARTS

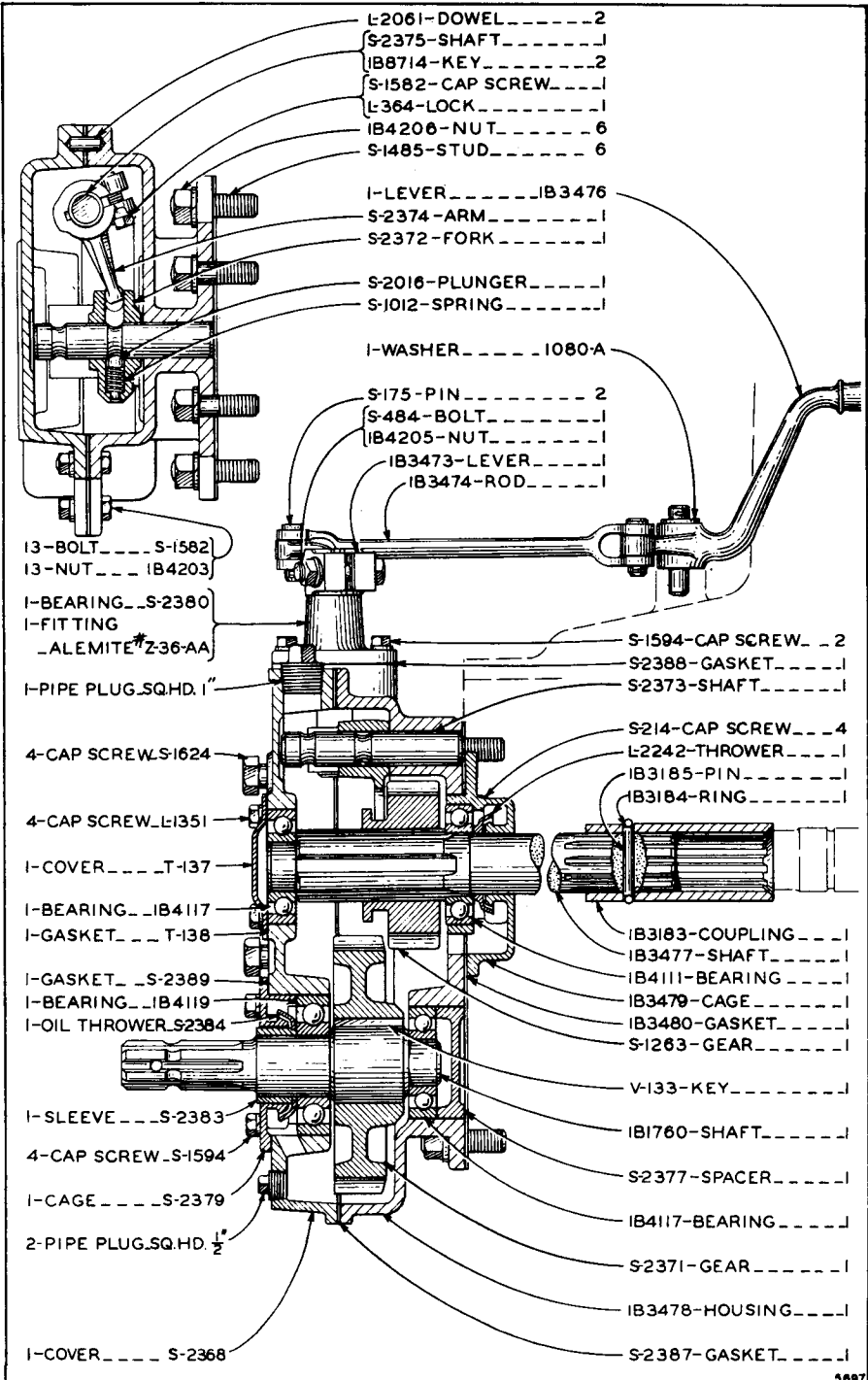


- 1A6259-LEVER.....2
- 1A6305-GASKET.....1
- S-1584-CAP SCREW.....6
- 1A6284-COVER ASSEM.....
- T-575-CAP SCREW.....2
- 1A6292-BUSHING.....2
- 3B645-PLUG.....2
- 3B622-PLUG.....4
- (PARTS OF ASSEM 1A6284)
- 3B6896-SHAFT.....2
- 1A6290-GEAR ASSEM (24T).....2
- L-2061-DOWEL.....2
- 1A6282-SHAFT.....2
- 1B9708-KEY.....2
- 1A6205-NUT.....(13T)
- 1A4501-LOCK.....2
- L-2332-STUD.....6
- (PART OF ASSEM 1B124)
- 1B4203-NUT.....6
- 1A2235-HOUSING.....
- 1A4258-BUSHING.....
- (PART OF ASSEM 1B124)
- T-738-COUPLING.....
- 1B3407-SHAFT.....
- 1A2245-RETAINER.....
- L-1951-CAP SCREW.....4
- L-364-LOCK.....4
- 1A2249-SPACER.....1
- T-30-NUT.....
- 1A2251-LOCK.....
- 1B3184-RING.....
- 1B3183-COUPLING.....
- 1B3185-PIN.....
- 1B4111-BEARING.....
- 1A2250-LOCK.....
- S-768-WASHER.....
- L-7715-PACKING.....6
- S-1564-BOLT.....6
- 1B4205-NUT.....6
- S-429-GASKET.....1
- S-1569-CAP SCREW.....6

- L-478.....
- 1B4203.....
- 2B7412.....
- 1A6304.....
- 1A6284.....
- 1A6284.....
- T-769.....
- 1A6286.....
- 1A6286 & 1A6286.....
- 1A6280.....
- 1A6284.....
- 1B1069.....
- 1A6289.....
- 1B8714.....
- 1B4206.....
- 1B1994.....
- 3B622.....
- 1A6281.....
- (PARTS OF ASSEM 1A6304)
- 1B1893.....
- STEEL 1/2.....
- 1A4512.....
- 1A6255.....
- 1B8714.....
- 1A6288.....
- (PART OF ASSEM 1A6304)
- 1A6368.....
- 1A6390.....
- 1A6297.....
- (PART OF ASSEM 1A6304)
- S-1584.....
- V-516.....
- 1B3092.....
- 1A6257.....
- L-1017.....
- 1A4749.....
- 1B4116.....
- 1B5719.....
- 1A6258.....
- 1B4207.....
- JA4502.....
- 1B1124.....
- 2B7410.....
- 3056-A.....

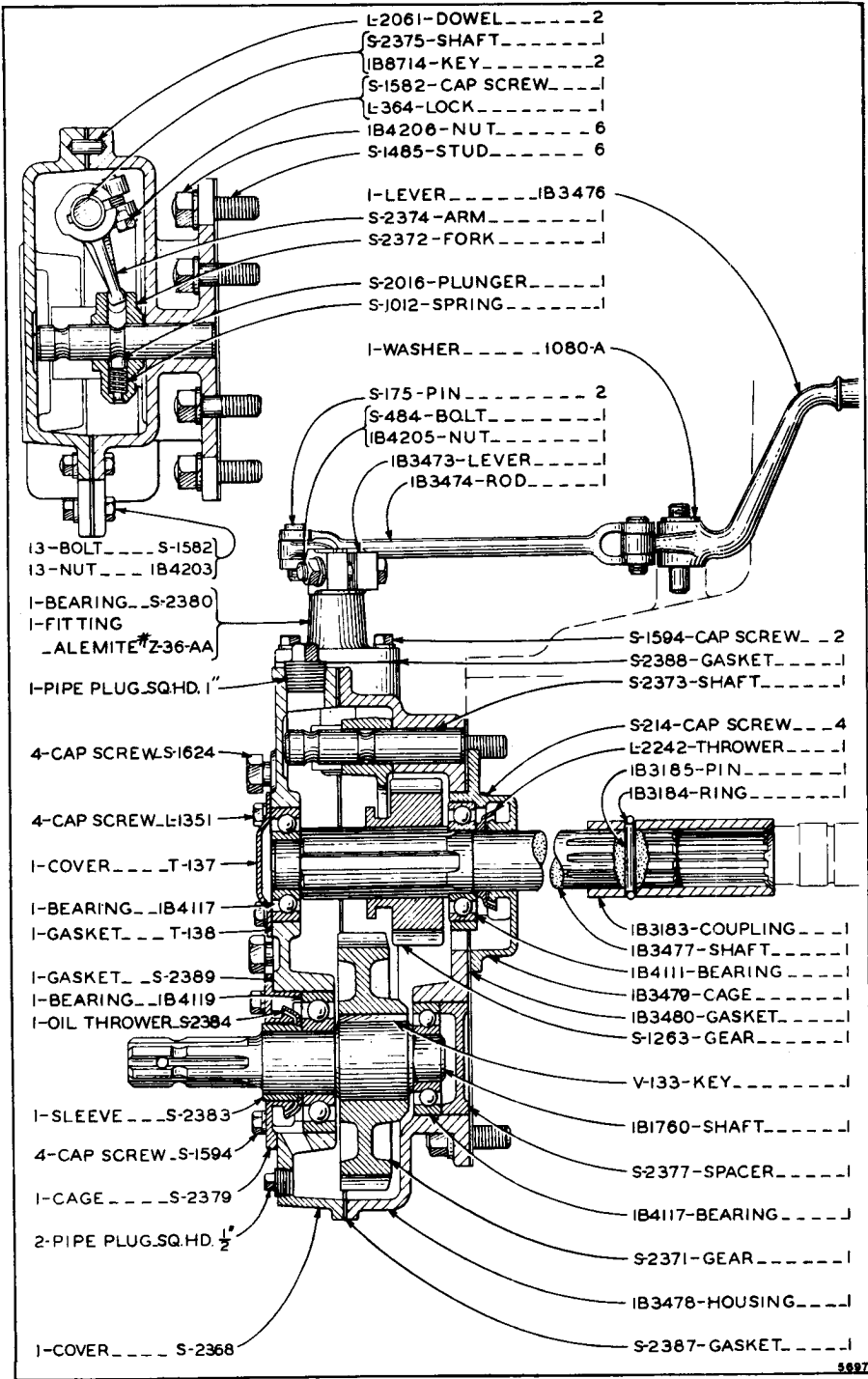
1B5731 REAR DOUBLE POWER TAKE-OFF GROUP
(For use with Side Seat)

ALWAYS GIVE MACHINE NUMBER WHEN ORDERING PARTS



IB3644 REAR POWER TAKE-OFF GROUP
 (For use with Top Seat)

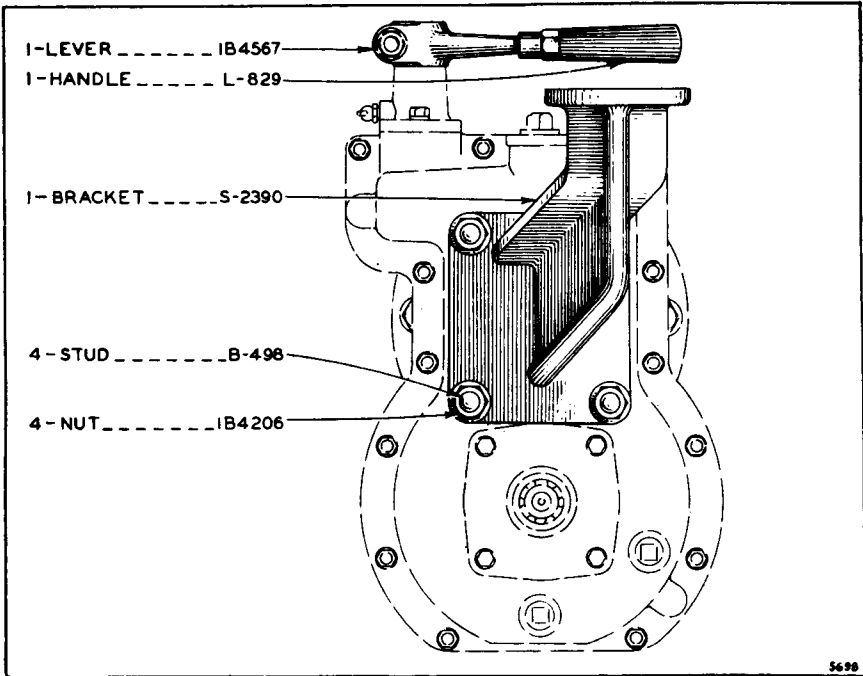
ALWAYS GIVE MACHINE NUMBER WHEN ORDERING PARTS



1B4580 REAR POWER TAKE-OFF GROUP
(For use with Rear Seat)

5697

ALWAYS GIVE MACHINE NUMBER WHEN ORDERING PARTS



1B4580 REAR POWER TAKE-OFF GROUP PARTS

LIST OF ACCESSORY MANUFACTURERS

"Eisemann"

Eisemann Magneto Corporation
60 East 42nd Street, New York, New York

"Ensign"

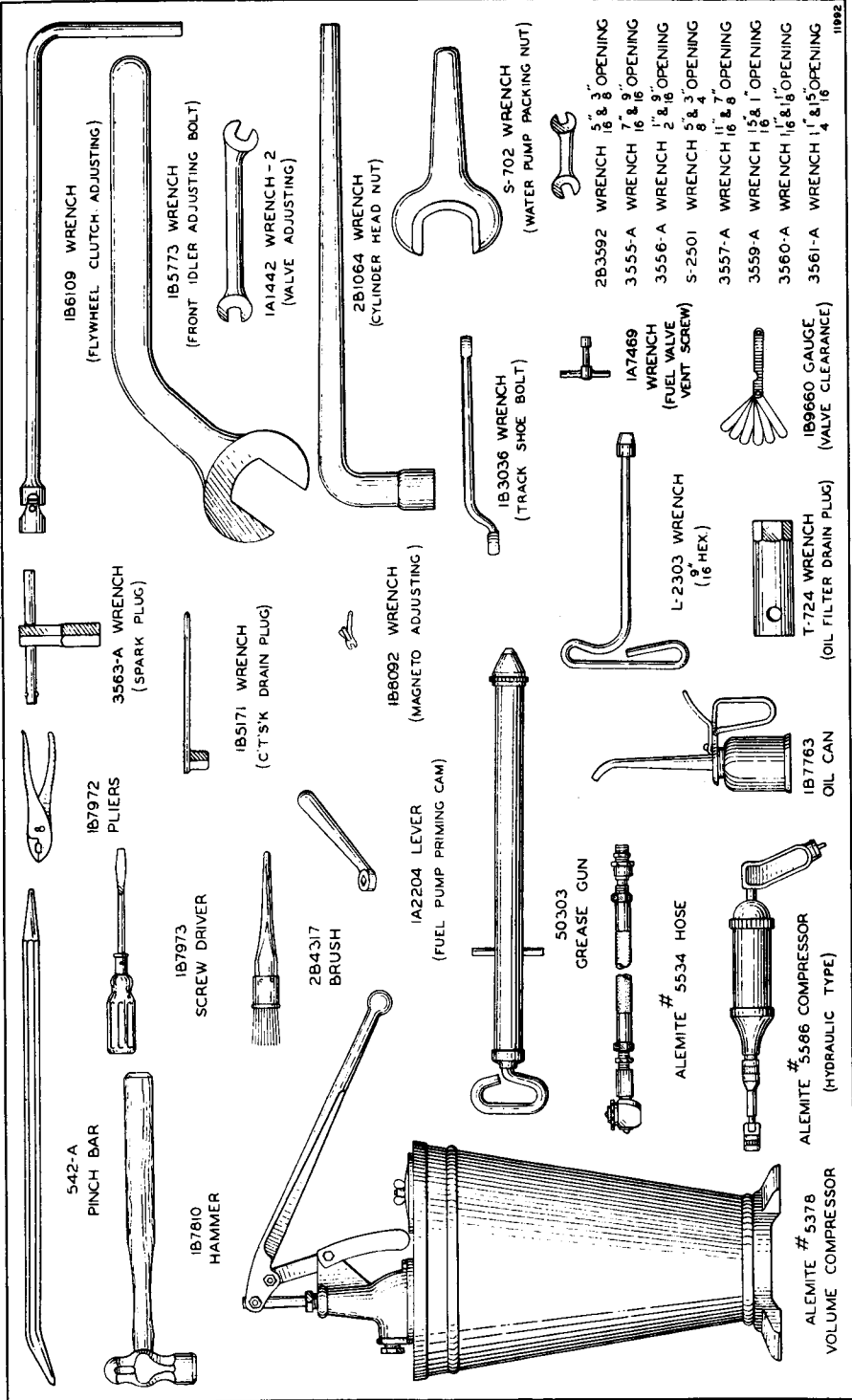
Ensign Carburetor Co., Ltd.
7010 S. Alameda Street, Huntington Park, California
or
2644 S. Michigan Avenue, Chicago, Illinois

ALWAYS GIVE MACHINE NUMBER WHEN ORDERING PARTS

LIST OF TRANSFERS

Quantity Used	Part Number	Description
3	8B87	Transfer ("Caterpillar")-2 1/2" High
3	7B9975	Transfer (Diesel)-2 1/2" High
1	4B2264	Transfer ("Caterpillar")-1 7/16" High (For use on Rear Seat Models Only)
1	4B2268	Transfer (Diesel)-1 7/16" High (For use on Rear Seat Models Only)
1	4B1503	Transfer (Manufactured by Caterpillar Tractor Co., Peoria, Ill.)
1	2B2301	Transfer (Instructions)
1	6B2233	Transfer (Safety)

ALWAYS GIVE MACHINE NUMBER WHEN ORDERING PARTS



ALWAYS GIVE MACHINE NUMBER WHEN ORDERING PARTS

11092

2B159 Tool Group (With Volume Compressor)
 4B7498 Tool Group (Without Volume Compressor)

- 542-A PINCH BAR
- 1B7810 HAMMER
- 1B7973 SCREW DRIVER
- 2B4317 BRUSH
- 1A2204 LEVER (FUEL PUMP PRIMING CAM)
- 50303 GREASE GUN
- # 5534 HOSE
- ALEMITE # 537B VOLUME COMPRESSOR
- ALEMITE # 5586 COMPRESSOR (HYDRAULIC TYPE)
- 1B7972 PLIERS
- 1B7973 WRENCH (C.T.'S'K DRAIN PLUG)
- 2B4317 BRUSH
- 1A2204 LEVER (FUEL PUMP PRIMING CAM)
- 50303 GREASE GUN
- # 5534 HOSE
- ALEMITE # 537B VOLUME COMPRESSOR
- ALEMITE # 5586 COMPRESSOR (HYDRAULIC TYPE)
- 1B6109 WRENCH (FLYWHEEL CLUTCH ADJUSTING)
- 1B5773 WRENCH (FRONT IDLER ADJUSTING BOLT)
- 1A1442 WRENCH - 2 (VALVE ADJUSTING)
- 2B1064 WRENCH (CYLINDER HEAD NUT)
- S-702 WRENCH (WATER PUMP PACKING NUT)
- 2B3592 WRENCH $\frac{5}{16}$ & $\frac{3}{8}$ OPENING
- 3555-A WRENCH $\frac{7}{16}$ & $\frac{9}{16}$ OPENING
- 3556-A WRENCH $\frac{1}{2}$ & $\frac{9}{16}$ OPENING
- S-2501 WRENCH $\frac{5}{8}$ & $\frac{3}{4}$ OPENING
- 3557-A WRENCH $\frac{11}{16}$ & $\frac{7}{8}$ OPENING
- 3559-A WRENCH $\frac{15}{16}$ & 1 OPENING
- 3560-A WRENCH $\frac{11}{16}$ & $\frac{1}{8}$ OPENING
- 3561-A WRENCH $\frac{11}{4}$ & $\frac{15}{16}$ OPENING
- 1B7469 WRENCH (FUEL VALVE VENT SCREW)
- L-2303 WRENCH (9° HEX)
- 1B3036 WRENCH (TRACK SHOE BOLT)
- 1B9660 GAUGE (VALVE CLEARANCE)
- T-724 WRENCH (OIL FILTER DRAIN PLUG)
- 1B7763 OIL CAN