


# MODEL 580C CK TRACTOR WITH LOADER & BACKHOE

Parts Catalog 1283

Port Publ 2000 11-75

PRINTED  
IN  
U.S.A.



# GENERAL INFORMATION

## Indexes

This parts catalog is arranged for easy identification of parts. The Alphabetical Index at the front of the catalog gives location of major groups and assemblies. The Numerical Index at the rear of the catalog gives part numbers and the page on which they are listed.

## Illustrations

All parts are illustrated and numbered in "exploded" views. Each part is shown in its normal relationship with the other parts in the illustration. The circled numbers correspond to numbers under REF. on the following page.

## Orders

Orders should specify correct part number, full description, quantity required, machine model and engine model, machine and engine serial numbers, method of shipment and shipping address.

## Changes

When changes are made to the machine, revised pages for this catalog will be issued. These pages must be inserted into your catalog as soon as they are received. Failure to keep your catalog up to date will result in confusion and may cause you to order wrong parts.

## Description, Quantity, and Machinery Items

All parts are briefly described under DESCRIPTION. The quantity used is listed under REQ'D. Notice in the example below that the description of some items is moved in (indented) from the left-hand margin. An indented item is part of the item under which it is indented. The example shows that six track roller assemblies are used on the machine. Each track roller contains two nuts, two washers, two block and retainers, two "O"rings, and two face seal assemblies (indented items 1 thru 5). The face seal assemblies are further divided to show individual parts (items 6, 7, and 8).

Machinery items (Mach. Item) must be ordered from the Machinery Price List. See item 9 in the example.

REF.	PART NO.	DESCRIPTION	REQ'D.
	R 27948	ROLLER ASSEMBLY - track, single flange . . . . .	6
1	131- 737	NUT - hex., lock (3/4" - 10 NC) . . . . .	2
2	R 29429	WASHER - special . . . . .	2
3	R 27951	BLOCK AND RETAINER - seal . . . . .	2
4	A 7156	SEAL - "O"ring . . . . .	2
5	D 35267	SEAL - face . . . . .	2
6	NSS	BODY - seal, split . . . . .	1
	D 36826	KIT - repair . . . . .	1
7	NSS	SEAL - rubber . . . . .	2
8	NSS	RETAINER - plastic . . . . .	1
9	Mach. Item	FRAME - mounting (See page 2 or 3 for ordering) . . . . .	1

## Right-Hand and Left-Hand Sides

Right-hand and left-hand sides (abbreviated to R.H. and L.H.) of this machine and mounted equipment are determined by standing at the rear of the unit and facing the direction of forward travel.

If equipped with a backhoe, right-hand and left-hand sides of the backhoe are determined by sitting in the operator's seat and facing the backhoe.

# PARTS ORDERING INFORMATION FOR FRENCH, GERMAN, ITALIAN AND SWEDISH SPEAKING COUNTRIES

3

## COMMANDE DE PIÈCES DE RECHANGE

Ce catalogue Pièces Rechange est conçu pour une identification facile de toutes les pièces CASE d'origine. Situé au début du catalogue, un répertoire permet de localiser rapidement les principaux groupes ou montages. A la fin du catalogue, un index numérique de pièces de rechange précise la page sur laquelle chacune des pièces est décrite.

Les pièces sont mentionnées par ordre du numéro de référence suivies du numéro de la pièce, de la description et de la quantité nécessaire. Les quantités mentionnées sous la rubrique « Quantité » correspondent à la quantité nécessaire pour former des assemblages ou des sous-ensembles.

Toutes les pièces sont illustrées sur des dessins éclatés montrant les pièces individuellement les unes par rapport aux autres. Les numéros de référence correspondent aux numéros des pièces sur les vues éclatées. Ces chiffres se rapportent à ceux de la rubrique « Chiffre de référence » qui sont suivis par le numéro de la pièce et sa description.

Toutes les commandes doivent spécifier exactement le numéro correct de la pièce, sa description, la quantité nécessaire, le type et le NUMERO DU MATERIEL, le mode d'expédition et l'adresse du destinataire.

Pour être sûr que votre commande de pièces correspond à vos besoins, vérifiez l'illustration et la description dans le catalogue avec la pièce à commander.

## BESTELLUNG VON ERSATZTEILEN

Diese Ersatzteilliste ist so zusammengestellt, dass alle Original—CASE—Ersatzteile leicht identifiziert werden koennen. Vorn ist ein Inhaltsverzeichnis nach Baugruppen und Bauteilen angeordnet, welches das Auffinden der Teile erleichtert. Hinten am Schluss der Liste befindet sich ein fortlaufendes Verzeichnis der Ersatzteilnummern, in dem der betreffenden Ersatzteilnummer jeweils die Seitennummer gegenübersteht, auf der das Teil verzeichnet ist.

Im Ersatzteilverzeichnis befindet sich vor der Ersatzteilnummer eine laufende Nummer, die auch auf der Abbildung wiederholt wird, daneben die Ersatzteilnummer, die Bezeichnung des Teils und die davon benötigte Stückzahl für die betreffende Baugruppe.

Alle Teile sind in Zerlegt-Darstellung so abgebildet, dass sie in ihrem natürlichen Zusammenhang mit den anderen Teilen erkennbar sind, und werden mit der « laufenden Nummer » des Ersatzteilverzeichnisses bezeichnet, um ihre Auffindung zu erleichtern.

Alle Ersatzteil-Aufträge müssen deutlich die richtige Ersatzteilnummer, die genaue Beschreibung, die benötigte Anzahl von Teilen, Modell und NUMMER des Traktors, die gewünschte Versandart und die Versandadresse enthalten.

Das benötigte Teil muss sorgfältig mit der Abbildung und der Beschreibung verglichen werden, damit die in Auftrag gegebenen Teile auch richtig bestellt sind.

## ORDINI DI PEZZI

Questo libro di pezzi è disposto in modo da permettere facilmente una identificazione di tutti gli Autentici Pezzi CASE Impiegati. Un indice è fornito sulla facciata del catalogo dei pezzi per individuare i principali gruppi o montaggi. Un indice numerico alla fine del catalogo dei pezzi indica la pagina in cui ciascun pezzo numerato è descritto.

I pezzi sono elencati in ordine di numero di riferimento seguito dal numero del pezzo, descrizione, e quantitativo richiesto. I quantitativi indicati nella colonna « Quantitativo richiesto » rappresentano il numero di pezzi richiesto per comporre uno dei precedenti Montaggi o Sotto-Montaggi.

Tutti i pezzi sono illustrati in « Prospetti Sviluppati » che mostrano i singoli pezzi e la loro relazione normale tra di loro. I numeri di riferimento sono indicati nella illustrazione. Questi numeri corrispondono a quelli nella colonna « Numero di Riferimento » e sono seguiti dal numero del pezzo e la descrizione.

Tutti gli ordini devono specificare chiaramente il preciso numero del pezzo, completa descrizione, quantitativo richiesto, modello e NUMERO DELLA SERIE della trattrice, metodo di spedizione e indirizzo della spedizione.

Controllate l'illustrazione e la descrizione con il pezzo richiesto, per assicurarvi che i pezzi ordinati sono giusti.

## BESTÄLLNING AV RESERVDLAR

Denna reservdelkatalog har getts en speciell uppställningsform för att förenkla identifieringen av alla äkta CASE reservdelar. Ett register finns i början av katalogen upptagande de olika större grupperna och enheterna. En reservdelsnummerförteckning i slutet av katalogen anger vilken sida de olika detaljerna förekomma på.

De olika reservdelarna anges i referensnummerordning åtföljda av reservdelsnumret, beskrivning och antal. Antalet, som anges i kolumnen « Quantity Required », är det antal som ingår i enheten i fråga.

Alla reservdelar avbildas i sprängbilder i sina inbördes lägen. Referensnumren anges på sprängbilderna. De framgår också av kolumnen « Reference Number » där de åtföljas av beskrivning och reservdelsnummer.

Reservdelbeställningar skall upptaga korrekt reservdelsnummer, beskrivning, beställt antal, modell och serienummer på maskinen, transportsätt och mottagarens adress.

Kontrollera noga att bild och beskrivning motsvara den önskade detaljen så att misstag undvikas.

# 580C CONSTRUCTION KING LOADER BACKHOE

## SERIAL NUMBER LOCATIONS

TRANSAXLE

<b>Case J I Case</b> A Tenneco Company Manufactured in U.S.A. Racine, Wisconsin 53404 U.S.A.
Model No.
Serial No.

CAB OR CANOPY

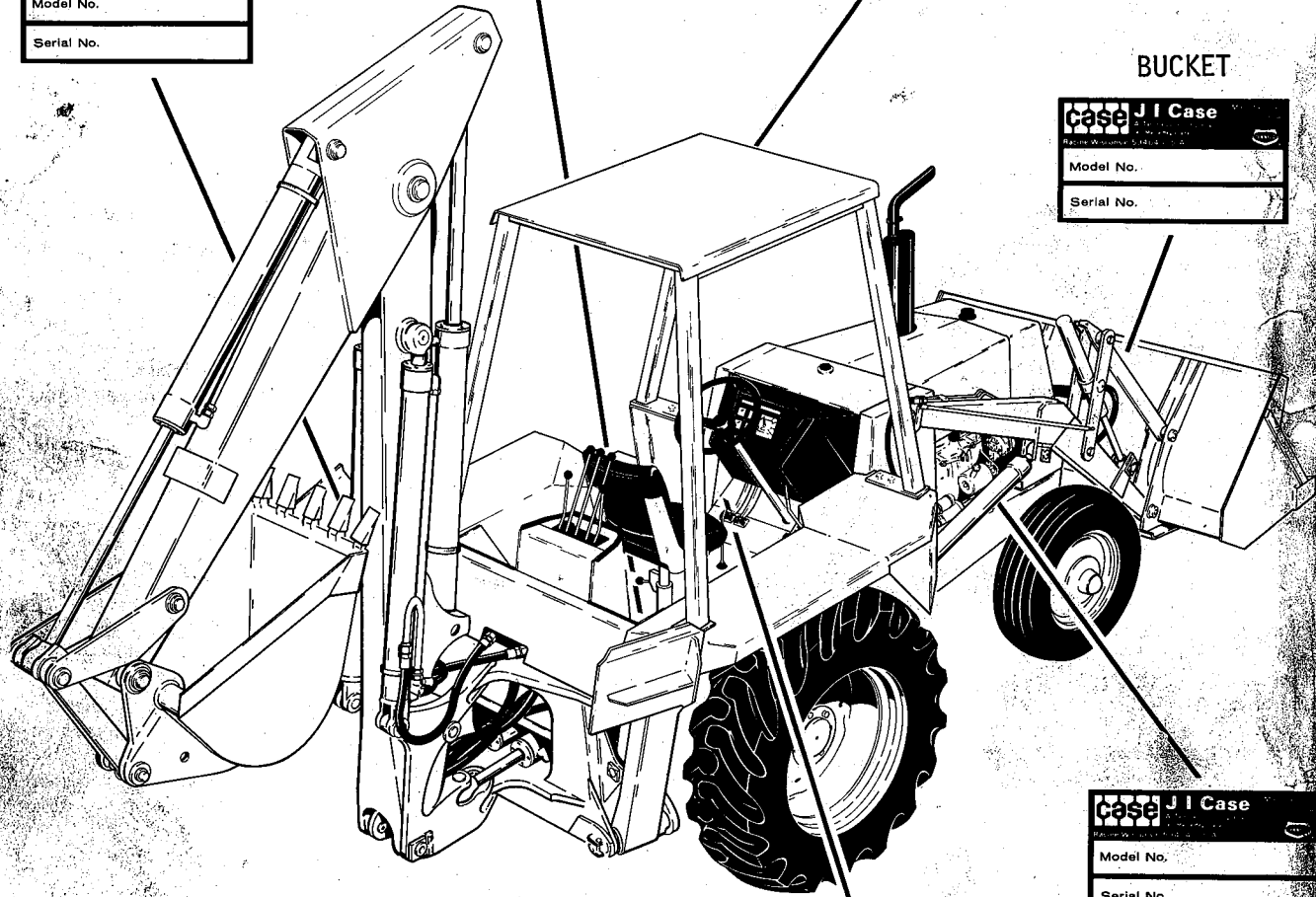
<b>J I Case</b> A Tenneco Company Manufactured in U.S.A. Racine, Wisconsin 53404 U.S.A.	FOR APPLICATION ON
ROPS SERIAL NUMBER	FOR MAX. GROSS VEHICLE WEIGHT
CONFORMS TO	APPROVAL NUMBER

BACKHOE

<b>Case J I Case</b> A Tenneco Company Manufactured in U.S.A. Racine, Wisconsin 53404 U.S.A.
Model No.
Serial No.

BUCKET

<b>Case J I Case</b> A Tenneco Company Manufactured in U.S.A. Racine, Wisconsin 53404 U.S.A.
Model No.
Serial No.



<b>Case J I Case</b> A Tenneco Company Manufactured in U.S.A. Racine, Wisconsin 53404 U.S.A.
Model No.
Serial No.

ENGINE

NOTE: 3 POINT HITCH SERIAL NUMBER IS LOCATED ON THE LEFT-HAND SIDE OF THE LOWER CROSS MEMBER OF THE MAIN FRAME.

<b>Case J I Case</b> A Tenneco Company Manufactured in U.S.A. Racine, Wisconsin 53404 U.S.A.
Model No.
Serial No.

<b>Case J I Case</b> A Tenneco Company Manufactured in U.S.A. Racine, Wisconsin 53404 U.S.A.
Model No.
Serial No.

BASIC TRACTOR

# 530C CONSTRUCTION KING LOADER BACKHOE

## ALPHABETICAL INDEX

5

### A

Air Cleaner .....	73
Alarm - backup .....	67
Alternator - electrical .....	45,49,77
Anti-rollback .....	169
Axle	
Front .....	111
Rear .....	103

### B

Backhoe Mounting Parts .....	237
Backup Alarm .....	67
Battery - electrical .....	49
Beacon - rotating .....	65
Bearing	
Main - engine .....	21
Rods - engine .....	23
Belt - engine fan .....	47
Blade - loader .....	191
Block - engine .....	13,13B
Box - tool .....	297
Brake System .....	105,105B,125-131
Breather - hydraulic tank .....	293
Buckets	
Backhoe .....	251-253B
Loader .....	187,189
Bushing - camshaft .....	19

### C

Cab	
Doors, Windows and Related	
Parts .....	307-309
Glass and Moldings .....	315
Heater and Defroster .....	319
Mounting Parts .....	305
Rear Window .....	311
Cable - fuel shutoff .....	117
Camshaft - engine .....	19
Canopy - ROPS .....	321
Chassis - tractor .....	293
Cluster - instrument .....	55
Clutch Cutout System .....	53
Clutch - manual transmission .....	85,87
Cold Start System .....	69
Column - steering .....	139
Compartment - operators .....	295-297
Connecting Rods - engine .....	23

Controls	
Backhoe .....	257-265
Brake .....	125-131
Clutch .....	123
Loader .....	165,167
Loader Positioning .....	169
Shuttle Transmission .....	119,121
3-Point Hitch .....	291
Control Tower - backhoe .....	255
Cooler - Power Steering .....	145
Counterweights .....	195,197
Coupling - hydraulic pump .....	147,267
Coupling - "Quick Disconnect" .....	147,199,223,269
Cover - cylinder head .....	15
Cover - radiator and fuel cap lockup .....	301
Cover - timing gear .....	29
Crankshaft - engine .....	21
Cylinders	
Boom - backhoe .....	205,213
Brake - master cylinder .....	131
Bucket - backhoe .....	207,217,235
Clam- loader .....	161
Dipper - backhoe .....	205,215
Dipper - extension, backhoe .....	233,235B
Lift - loader .....	151,157
Stabilizer - backhoe .....	199,209,209B
Steering .....	135,143
Swing - backhoe .....	201,211
Tilt - loader .....	153,155
3-Point Hitch .....	279-285
Cylinder Head - engine .....	15
Cylinder Sleeve - engine .....	23

### D

Dashboard .....	55
Decals .....	323,323B
Defroster .....	319
Differential lock .....	101,107
Dipstick .....	13,13B
Drawbar .....	237
Drive - injection pump .....	29
Drive Shaft .....	109

# 580C CONSTRUCTION KING LOADER BACKHOE ALPHABETICAL INDEX

## E

Electric Horn . . . . .	71
Electrical System . . . . .	49-55,317
Engine Mounting . . . . .	77

## F

Fan - engine cooling . . . . .	47
Fender - rear . . . . .	293
Filter	
Air . . . . .	73
Engine Oil . . . . .	25
Fuel . . . . .	35
Hydraulic Oil . . . . .	149,223,267
Floor Plates . . . . .	295,297
Flywheel - engine . . . . .	21
Fork - pallet . . . . .	191
Frame	
Backhoe Mounting . . . . .	239
Loader Lift . . . . .	185
Tractor . . . . .	293
3-Point Hitch . . . . .	289
Front Harness - electrical . . . . .	49
Fuel Injection System . . . . .	33
Fuel Shutoff Cable . . . . .	117
Fuel Tank . . . . .	75

## G

Gasket Kits - engine . . . . .	27
Gear - camshaft . . . . .	19
Grapple . . . . .	193
Grille . . . . .	301
Guide - valve . . . . .	15,17

## H

Harness - electrical	
Cab - operator's . . . . .	317
Clutch Cutout . . . . .	53
Floodlights . . . . .	59
Front - tractor . . . . .	49
Main - tractor . . . . .	51
Optional Lights . . . . .	59
Head - cylinder, engine . . . . .	15
Heater	
Cab . . . . .	319
Engine Block . . . . .	13,13B
Hood - tractor . . . . .	301
Horn - electric . . . . .	71

## Hydraulics

Backhoe Boom, Dipper and Bucket . . . . .	205,207
Backhoe boom lockout . . . . .	219
Backhoe Dipper Extension . . . . .	233,235
Backhoe Stabilizer . . . . .	199
Backhoe Swing . . . . .	201
Loader Lift . . . . .	151
Loader Optional . . . . .	155
Loader Tilt . . . . .	153
Power Shuttle . . . . .	145
Primary Tractor . . . . .	147
Steering . . . . .	133
3-Point Hitch Cylinder . . . . .	279
3-Point Hitch Primary . . . . .	267,269

## I

Injection Pump - fuel . . . . .	37
Injector Nozzle - fuel . . . . .	33,35
Instruments - tractor . . . . .	55

## L

Levers - loader control . . . . .	165,167
Lifters - valve . . . . .	17
Lights	
Dipper . . . . .	61,63
Tractor . . . . .	57,59
Loader Blade . . . . .	191
Loader Lift Frame . . . . .	185

## M

Manifold	
Exhaust . . . . .	11
Intake . . . . .	11
Mechanical Parts - backhoe	
Buckets . . . . .	251-253B
Extendable Dipper . . . . .	249
Frame - mounting . . . . .	239
Mounting Parts . . . . .	237
Stabilizers . . . . .	239,241
Tower, Boom and Dipper . . . . .	243-247
Mechanical Parts - loader . . . . .	185
Mechanical Parts - 3-point hitch . . . . .	287,289
Mounting Parts - cab . . . . .	305
Muffler - engine exhaust . . . . .	73

# 580C CONSTRUCTION KING LOADER BACKHOE ALPHABETICAL INDEX

## N

Nozzle - fuel injection . . . . . 33,35

## O

Oil Filter  
     Engine . . . . . 25  
     Hydraulic . . . . . 149,223,267  
 Oil Pan - engine . . . . . 25  
 Oil Pump - engine . . . . . 25

## P

Pallet Forks . . . . . 191  
 Pan - engine . . . . . 25  
 Panel - engine side . . . . . 303  
 Panel - instrument . . . . . 55  
 Piston - engine . . . . . 23  
 Plates - floor . . . . . 295,297  
 Pulley - fan drive . . . . . 21  
 Pump  
     Engine Oil . . . . . 25  
     Injection . . . . . 37  
     Loader and Backhoe . . . . . 147,163  
     Steering, power . . . . . 133,137  
     Steering, hand . . . . . 133,139,141  
     Water . . . . . 31  
 Push Rod - engine . . . . . 17

## R

Radiator - engine . . . . . 47  
 Regulator - alternator . . . . . 45  
 Return-To-Dig . . . . . 169  
 Rings - piston, engine . . . . . 23  
 Rocker Arm Assembly . . . . . 17  
 Rod - connecting, engine . . . . . 23  
 Rod - push, engine . . . . . 17  
 ROPS Canopy . . . . . 321  
 Rotating Beacon . . . . . 65

## S

Seat - operators . . . . . 299  
 Seat - valves . . . . . 17  
 Sender  
     Engine Water Temperature . . . . . 49  
     Fuel . . . . . 49  
     Transmission Temperature . . . . . 53  
 Sleeve - engine . . . . . 23  
 Slow Moving Vehicle Emblem . . . . . 325  
 Solenoid  
     Clutch Cutout . . . . . 53  
     Starter . . . . . 43  
 Spindle - front axle . . . . . 111  
 Starter - engine . . . . . 39,43,49,77  
 Steering - power . . . . . 133  
 Steering Wheel . . . . . 133

Switches  
     Clutch Cutout . . . . . 53  
     Ignition . . . . . 51  
     Lights . . . . . 51,59  
     Neutral Start . . . . . 49  
     Oil Filter Restriction . . . . . 49  
     Oil Pressure . . . . . 49  
     Stop Light . . . . . 59  
     Transmission Pressure . . . . . 53

## T

Tank  
     Fuel . . . . . 75  
     Hydraulic . . . . . 293  
 Teeth - buckets . . . . . 189,251-253B  
 Thermostat - engine . . . . . 31  
 Throttle - engine . . . . . 117  
 Timing Gear Cover . . . . . 29  
 Tools . . . . . 325  
 Torque Converter . . . . . 79  
 Tower - backhoe control . . . . . 255  
 Transaxle . . . . . 93-107  
 Transmission  
     Manual Shuttle . . . . . 85-91  
     Power Shuttle . . . . . 81-83D  
 Turn Signals . . . . . 59

## V

Valves  
     Backhoe Control . . . . . 199,201,205,225-231  
     Boom Lockout . . . . . 221  
     Engine . . . . . 17  
     Loader Control  
         . . . . . 147-155,163-167,171-183  
     Relief - hydraulic tank . . . . . 293  
     Stabilizer Control . . . . . 199,203  
     3-Point Hitch Control . . . . . 271-279,291  
 Valve Guides . . . . . 15,17

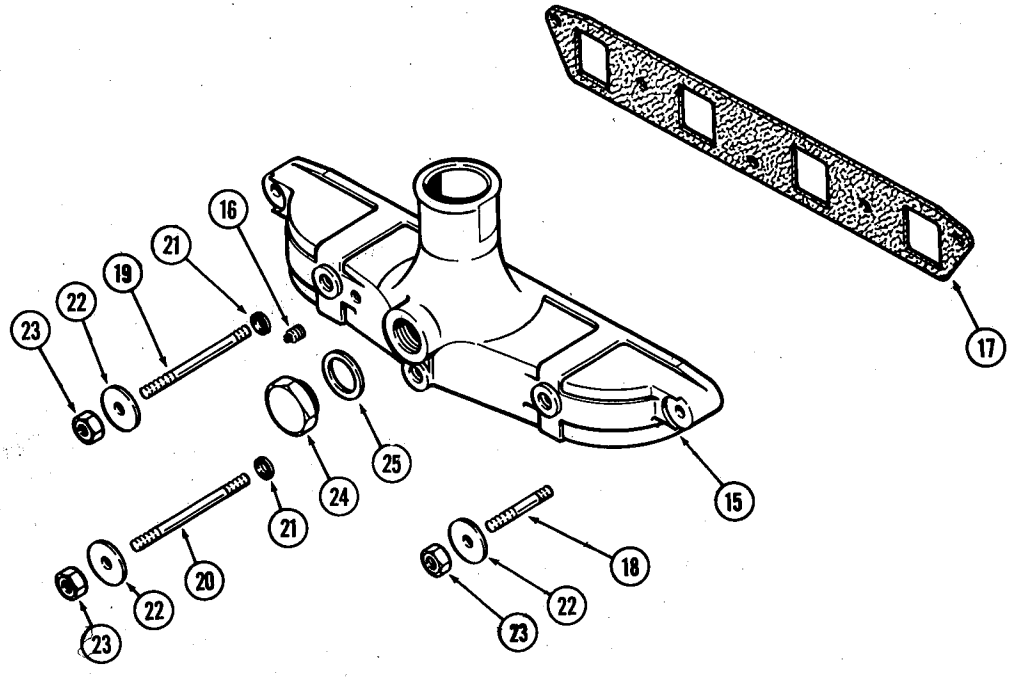
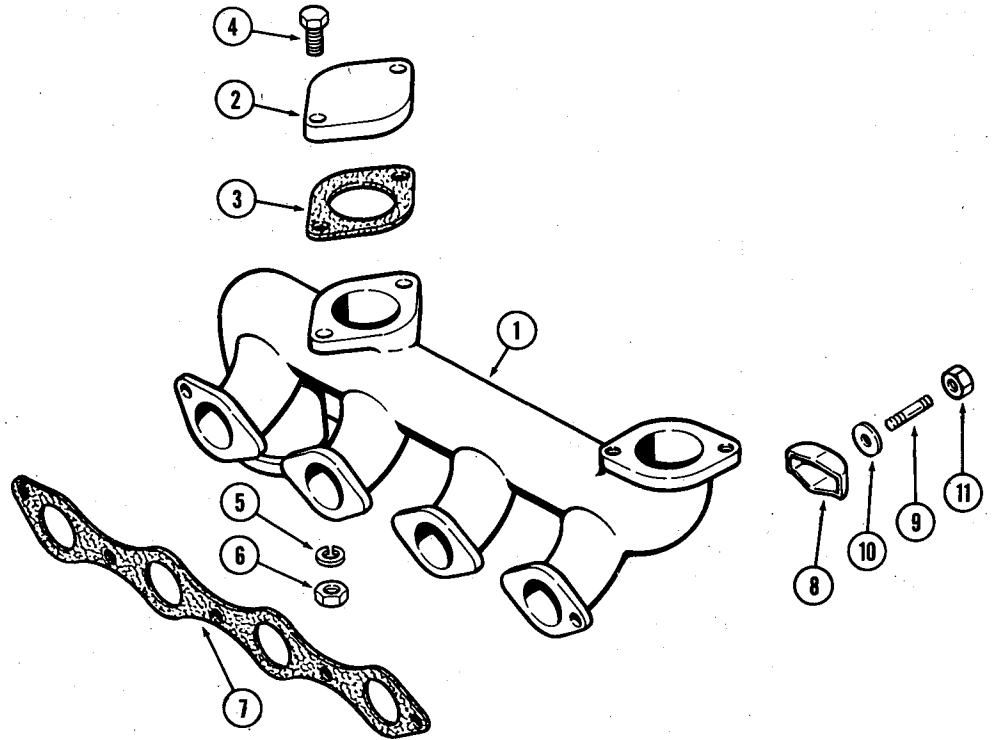
## W

Water Pump . . . . . 31  
 Wheel - steering . . . . . 133  
 Wheels and Tires  
     Front . . . . . 113  
     Rear . . . . . 115  
 Wiper - cab window  
     Front . . . . . 317  
     Rear . . . . . 31







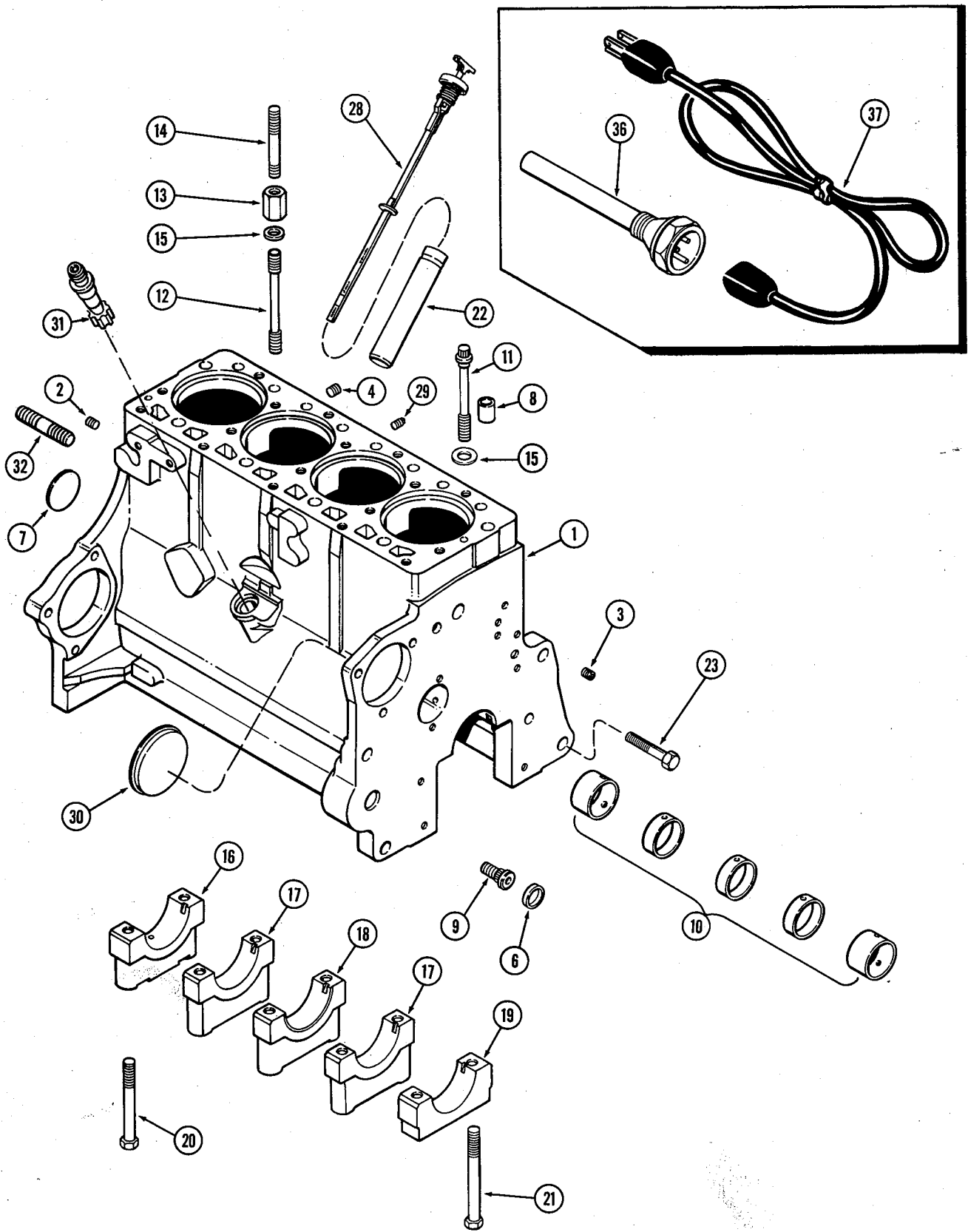


(207) DIESEL ENGINE  
**MANIFOLDS**  
**EXHAUST MANIFOLD**

REF.	PART NO.	DESCRIPTION	REQ'D
1	A 39233	MANIFOLD ASSY. - exhaust . . . . .	1
2	A 38188	COVER - exhaust opening . . . . .	2
3	G 46853	GASKET - cover to manifold . . . . .	2
4	13- 620	BOLT - 3/8 x 1-1/4" N.C. hex. . . . .	4
5	195- 25	WASHER - 3/8 x 13/16 x 1/16" . . . . .	4
6	131- 903	NUT - 3/8" N.C. hex. . . . .	4
7	G 46872	GASKET - exhaust manifold . . . . .	1
8	A 35028	CLAMP - exhaust manifold . . . . .	3
9	A 39129	STUD - manifold clamps (3/8" N.C. x 2-1/16") . . . . .	3
9	A 29431	STUD - manifold ends (3/8" N.C. x 1-3/4") . . . . .	2
10	195- 25	WASHER - 3/8 x 13/16 x 1/16" . . . . .	5
11	131- 903	NUT - 3/8" N.C. hex. . . . .	5

**INTAKE MANIFOLD**

15	A 51876	MANIFOLD ASSY. - intake . . . . .	1
16	221- 11	PLUG - (1/8" P.T., sq. hd.) . . . . .	1
17	G 46871	GASKET - intake manifold . . . . .	1
18	A 35175	STUD - end holes (3/8" N.C. x 2-7/16") . . . . .	2
19	A 51499	STUD - intermediate holes (3/8" N.C. x 4-5/16") . . . . .	2
20	A 51500	STUD - center hole (3/8" N.C. x 5-5/16") . . . . .	1
21	A 27891	"O" RING - ctr. & inter. studs (3/8 x 9/16 x 3/32") . . . . .	3
22	D 41740	WASHER - studs (3/8 x 1 x 1/8") . . . . .	5
23	25- 106	NUT - 3/8" N.C. hex. . . . .	5
24	A 20917	PLUG - heater hole . . . . .	1
25	A 20916	GASKET - plug . . . . .	1

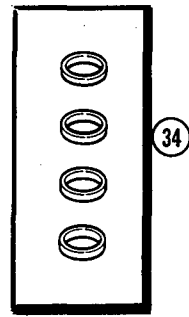
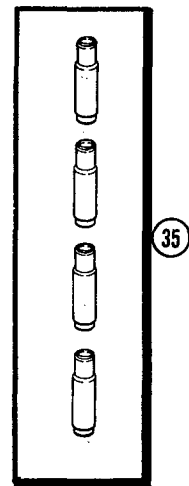
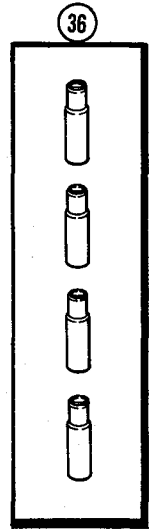
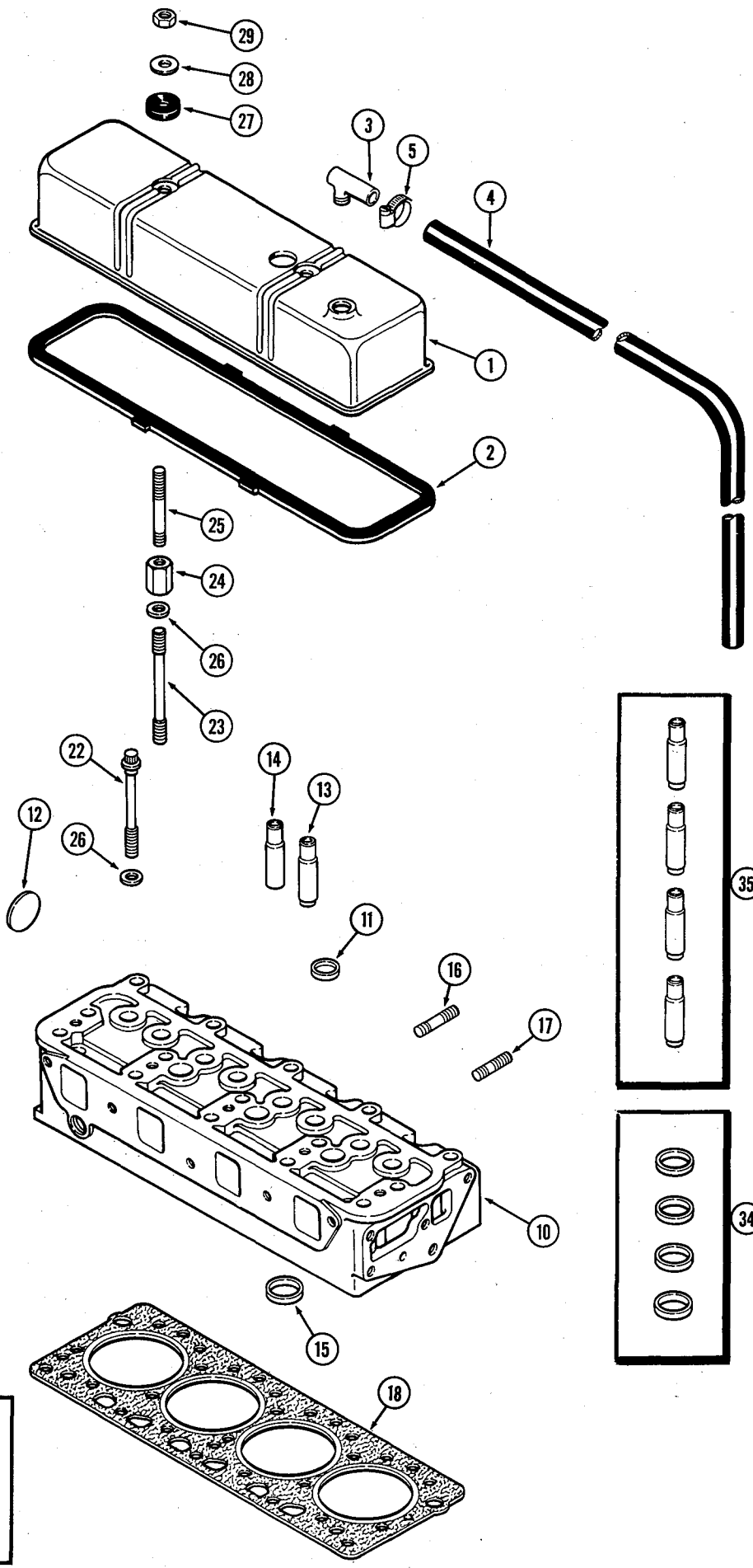


(207) DIESEL ENGINE  
CYLINDER BLOCK

REF.	PART NO.	DESCRIPTION	REQ'D
A	46009	BLOCK ASSY. - short (Casting No. A136813) (incl. stripped block, piston assy., conn. rods & brgs., crankshaft & brgs., camshaft, oil pump & timing gears) . . . . .	1
1	A 46010	BLOCK ASSY. - stripped . . . . .	1
2	221- 1841	PLUG - oil gallery, rear (1/4" P.T., skt. hd.) . . . . .	2
3	G 49070	PLUG - oil gallery, front (1/4" P.T. drilled) . . . . .	1
4	221- 1032	PLUG - (3/8" P.T., skt. hd.) . . . . .	1
	A 38534	PLUG - tach. drive hole (not illust.) (this application used for shipping only) . . . . .	1
6	41- 1016	PLUG - adapter hole (1" cup type) . . . . .	1
7	A 39241	PLUG - camshaft hole (2-1/8" expansion) . . . . .	1
8	G 49608	RING - dowel, head locating . . . . .	2
9	A 37206	ADAPTER - oil filter . . . . .	1
10	A 42746	BUSHING SET - camshaft . . . . .	1
11	A 39047	BOLT - cyl. head (1/2 x 3-1/2" N.C., 12 pt. hd.) . . . . .	4
11	A 39048	BOLT - cyl. head (1/2 x 5-1/8" N.C., 12 pt. hd.) . . . . .	11
11	A 39049	BOLT - cyl. head (1/2 x 5-5/8" N.C., 12 pt. hd.) . . . . .	2
12	A 36902	STUD - cyl. head (1/2" N.C. x 5-5/8") . . . . .	2
13	A 51114	NUT - cyl. head studs (1/2" N.C. & 3/8" N.C.) . . . . .	2
14	A 51271	STUD - cyl. head cover (3/8" N.C. x 3-3/4") . . . . .	2
15	A 39046	WASHER - 1/2 x 7/8 x 1/8" . . . . .	19
16	A 51057	CAP - main bearing, rear . . . . .	1
17	A 51055	CAP - main bearing, intermediate . . . . .	2
18	A 51056	CAP - main bearing, center . . . . .	1
19	A 51054	CAP - main bearing, front . . . . .	1
20	26- 872	BOLT - bearing caps (1/2 x 4-1/2" N.C. hex.) . . . . .	8
21	26- 882	BOLT - front bearing cap (1/2 x 5-1/8" N.C. hex.) . . . . .	2
22	A 37149	TUBE - oil filler & dipstick . . . . .	1
23	A 38303	BOLT - front support (5/8 x 3-3/16" N.C. hex.) . . . . .	1
28	A 39936	DIPSTICK - oil level (turn-tite type) . . . . .	1
29	221- 662	PLUG - drain, cyl. block (1/4" P.T. sq. hd.) . . . . .	1
30	A 29268	COVER - auxiliary drive opening (3-1/2" cup type) . . . . .	1
31	A 137572	DRIVE ASSY. - tachometer . . . . .	1
32	A 51793	STUD - (5/8" N.F. x 3-3/16") . . . . .	2

## BLOCK HEATER

36	A 44815	HEATER ASSY. - block . . . . .	1
37	A 44814	CORD - heater (12" long) . . . . .	1



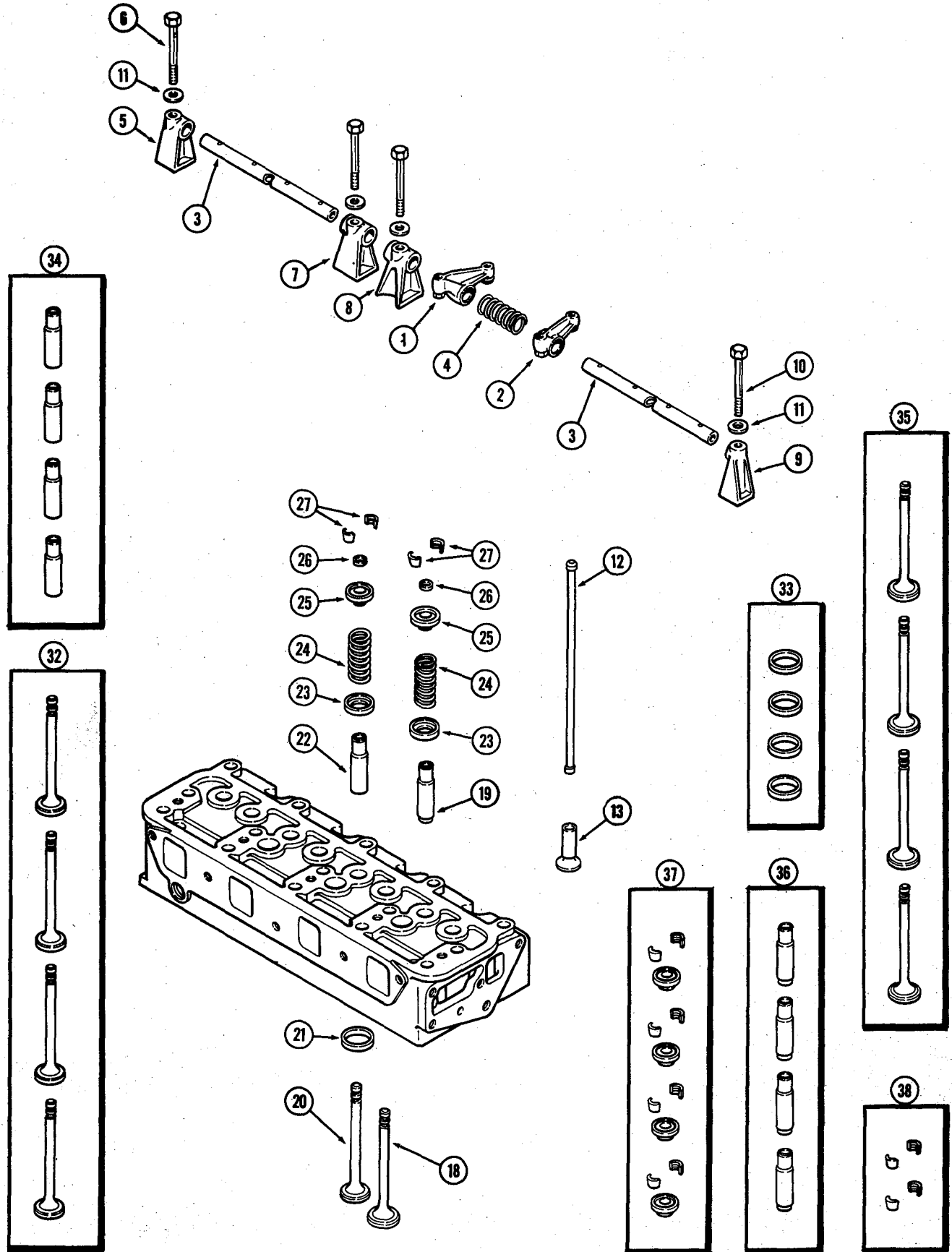
**37**

ENGINE DATA		DECAL NO 321
MODEL		
FULL LOAD R.P.M.		
NO LOAD R.P.M.		
VALVE TAPPET CLEARANCE	INTAKE	COLD
	EXHAUST	COLD
FUEL PUMP TIMING		B.T.C.
NOZZLE OPENING PRESS.		P.S.I.

(207) DIESEL ENGINE  
CYLINDER HEAD AND COVER

REF.	PART NO.	DESCRIPTION	REQ'D
1	A 36815	COVER - cylinder head . . . . .	1
2	A 43030	GASKET - cover to head . . . . .	1
3	A 9155	ELBOW - breather tube to cover . . . . .	1
4	A 39570	HOSE - breather tube (rubber) . . . . .	1
5	214- 253	CLAMP - hose to elbow (9/16" to 1-1/16") . . . . .	1
10	A 37856	HEAD ASSY. - cylinder (See Note) . . . . .	1
11	41- 1016	PLUG - top (1" cup type) . . . . .	3
12	A 39242	PLUG - rear (1-3/4" expansion) . . . . .	1
13	NSS	GUIDE - exhaust valve (Order ref. 35)(3-1/8" long) . . . . .	4
14	NSS	GUIDE - intake valve (Order ref. 36)(3-1/4" long) . . . . .	4
15	NSS	INSERT - exhaust valve seat (Order ref. 34) . . . . .	4
16	A 39129	STUD - manifold (3 used this application) (3/8" N.C. x 2-1/16")(See Note) . . . . .	6
17	A 29431	STUD - manifold (2 used this application) (3/8" N.C. x 1-3/4")(See Note) . . . . .	4
18	A 39279	GASKET - cylinder head to block . . . . .	1
22	A 39047	BOLT - head to block (1/2 x 3-1/2" N.C., 12 pt. hd.) . . . . .	4
22	A 39048	BOLT - head to block (1/2 x 5-1/8" N.C., 12 pt. hd.) . . . . .	11
22	A 39049	BOLT - head to block (1/2 x 5-5/8" N.C., 12 pt. hd.) . . . . .	2
23	A 36902	STUD - cyl. head (1/2" N.C. x 5-5/8") . . . . .	2
24	A 51114	NUT - head studs (1/2" N.C. & 3/8" N.C.) . . . . .	2
25	A 51271	STUD - cyl. head cover (3/8" N.C. x 3-3/4") . . . . .	2
26	A 39046	WASHER - 1/2 x 7/8 x 1/8" . . . . .	19
27	A 142098	GROMMET - cover (rubber) . . . . .	2
28	G 49400	WASHER - cover nut (3/8 x 1-1/8 x 1/8") . . . . .	2
29	25- 106	NUT - cover (3/8" N.C. hex.) . . . . .	2
34	A 43048	INSERT KIT - exhaust valve seat (Set of 4) . . . . .	1
35	G 11946	GUIDE KIT - exhaust valve (Set of 4) . . . . .	1
36	G 11945	GUIDE KIT - intake valve (Set of 4) . . . . .	1
37	321- 2940	DECAL - engine data (on cover) . . . . .	1

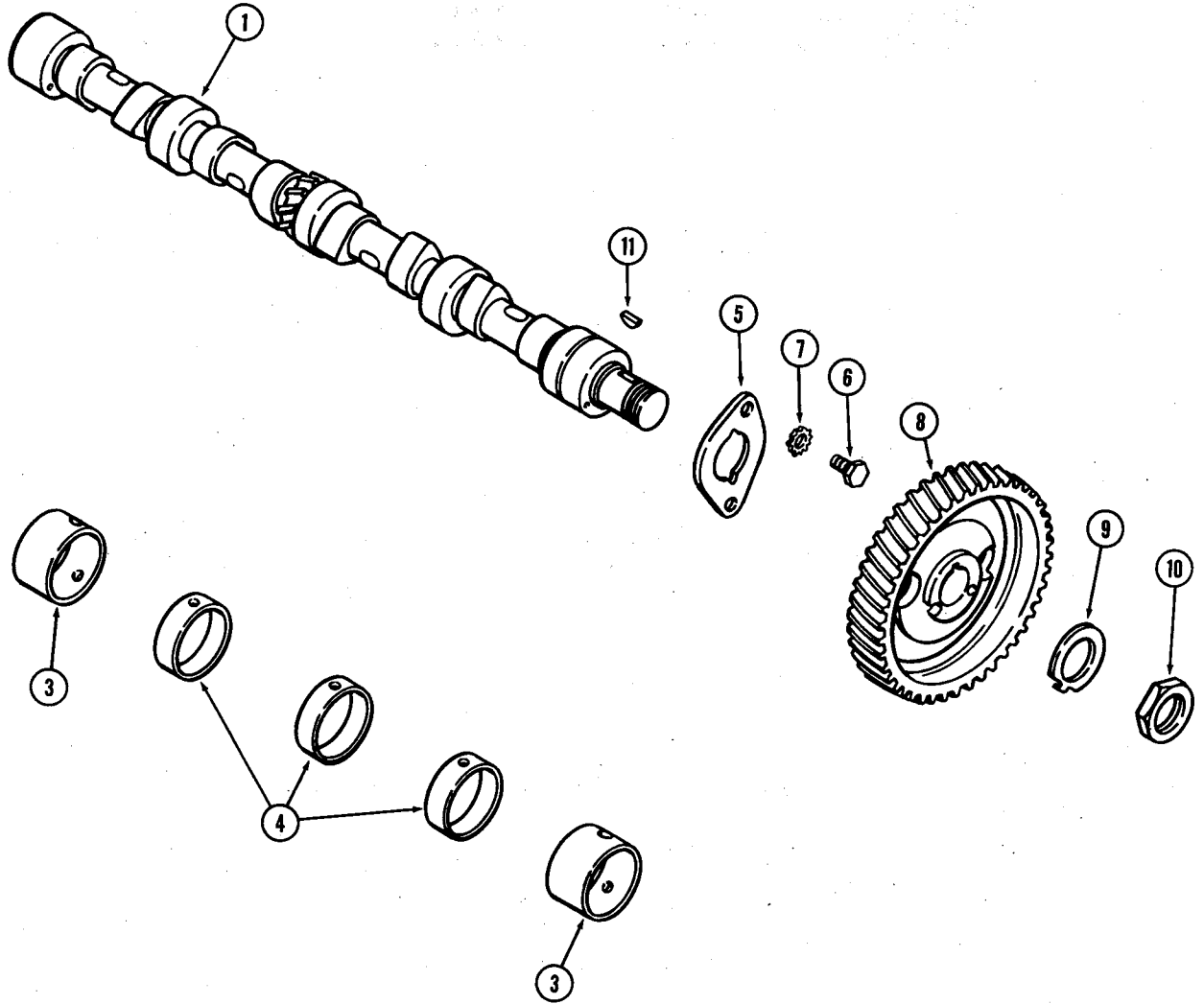
NOTE: FOR ENGINES WITH ALUMINUM INTAKE  
MANIFOLD SEE INSTRUCTION CARD 9-75475  
ATTACHED TO THIS HEAD





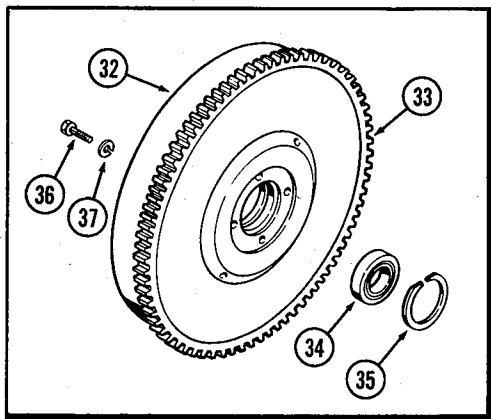
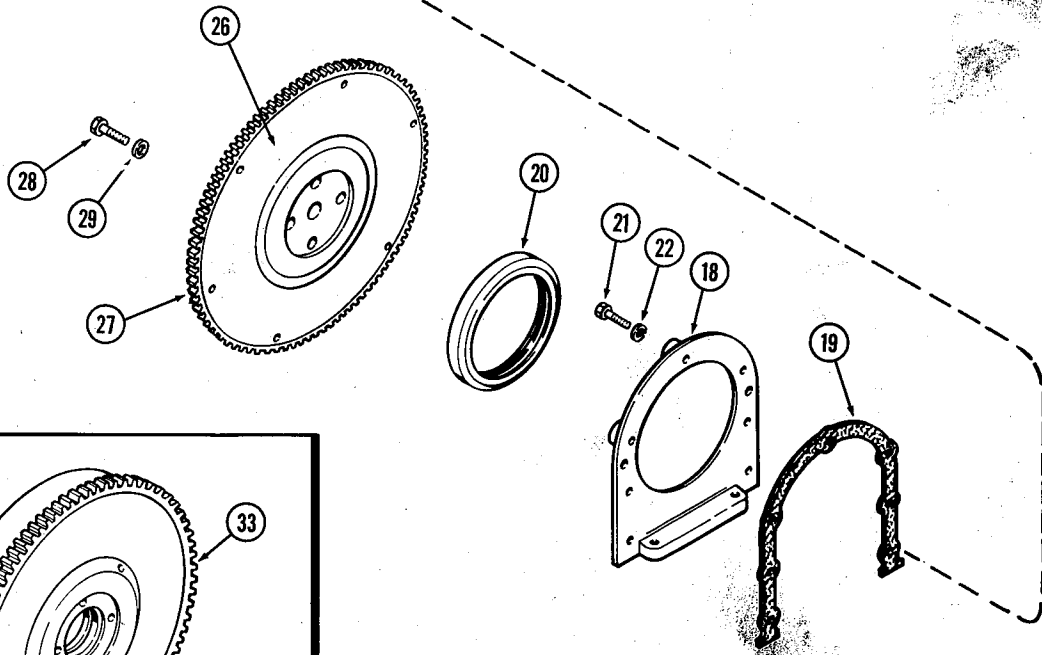
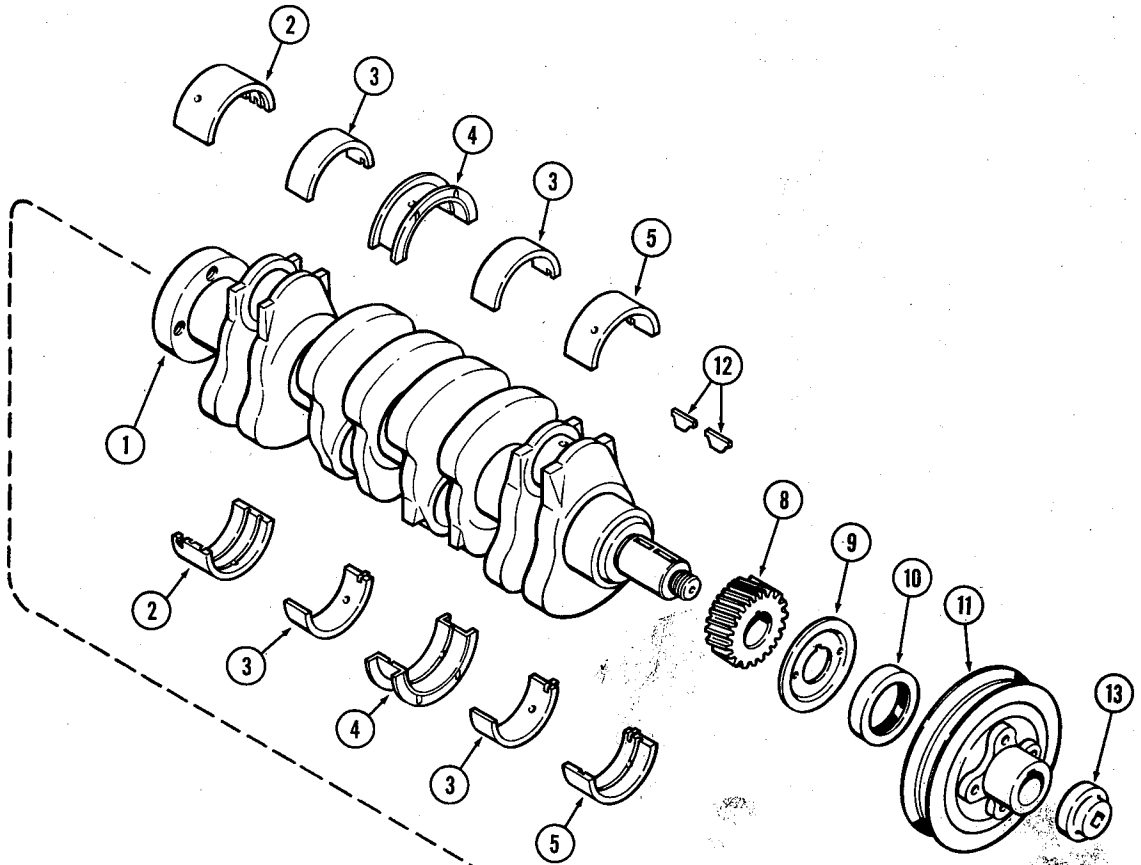
(207) DIESEL ENGINE  
VALVE MECHANISM

REF.	PART NO.	DESCRIPTION	REQ'D
1	A 51149	ARM ASSY. - rocker, left hand, w/adj. screw . . . . .	4
2	A 51148	ARM ASSY. - rocker, right hand, w/adj. screw . . . . .	4
3	A 38181	SHAFT - rocker arm . . . . .	2
4	G 48501	SPRING - rocker arm shaft . . . . .	4
5	A 36615	BRACKET - rear, rocker arm shaft . . . . .	1
6	G 49067	BOLT - rear bracket (drilled) . . . . .	1
7	G 2101	BRACKET - center . . . . .	1
8	A 51084	BRACKET - intermediate . . . . .	2
9	G 2100	BRACKET - front . . . . .	1
10	13- 656	BOLT - bracket (3/8 x 2-1/2" N.C. hex.) . . . . .	4
11	A 30058	WASHER - bracket bolt (3/8 x 7/8 x 1/8") . . . . .	5
12	G 47079	ROD - push . . . . .	8
13	G 47077	LIFTER - push rod . . . . .	8
18	NSS	VALVE - intake (Order ref. 35) . . . . .	4
19	NSS	GUIDE - intake valve (3-1/4" long)(Order ref. 36) . . . . .	4
20	NSS	VALVE - exhaust (Order ref. 32) . . . . .	4
21	NSS	INSERT - exhaust valve seat (Order ref. 33) . . . . .	4
22	NSS	GUIDE - exhaust valve (3-1/8" long)(Order ref. 34) . . . . .	4
23	G 49065	SEAT - valve spring . . . . .	8
24	A 30025	SPRING - valve . . . . .	8
25	NSS	RETAINER - valve spring (Order ref. 37) . . . . .	8
26	G 46851	SEAL - valve stem (rubber) . . . . .	8
27	NSS	LOCK - retainer (Order ref. 38) . . . . .	16
32	A 41727	VALVE KIT - exhaust (Set of 4) . . . . .	1
33	A 43048	INSERT KIT - exhaust valve seat (Set of 4) . . . . .	1
34	G 11946	GUIDE KIT - exhaust valve (Set of 4) . . . . .	1
35	A 41726	VALVE KIT - intake (Set of 4) . . . . .	1
36	G 11945	GUIDE KIT - intake valve (Set of 4) . . . . .	1
37	G 11927	RETAINER KIT - valve springs (Set of 4 w/locks) . . . . .	2
38	G 11929	LOCK KIT- retainer (Set of 5) . . . . .	4



(207) DIESEL ENGINE  
CAMSHAFT

REF.	PART NO.	DESCRIPTION	REQ'D
1	A 39013	CAMSHAFT .....	1
	A 42746	BUSHING SET - camshaft .....	1
3	NSS	BUSHING - front & rear (1-1/4" wide).....	2
4	NSS	BUSHING - intermediate (1/2" wide).....	3
5	A 29290	PLATE - thrust, camshaft .....	1
6	A 30056	SCREW - thrust plate .....	2
7	193- 9	WASHER - 5/16" ext. skpf. ....	2
8	A 38931	GEAR - camshaft .....	1
9	A 29438	WASHER - tab, gear nut lock .....	1
10	A 30063	NUT - gear to crankshaft .....	1
11	126- 12	KEY - gear to crankshaft (#6 Woodruff).....	1



(207) DIESEL ENGINE  
CRANKSHAFT


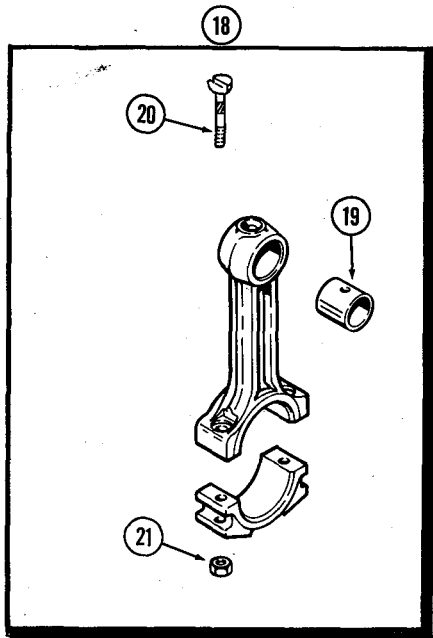
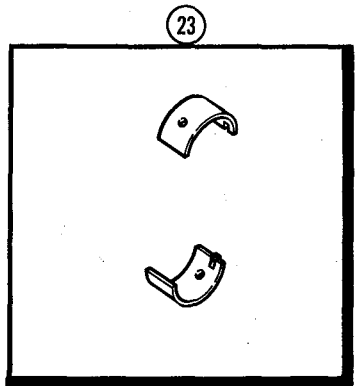
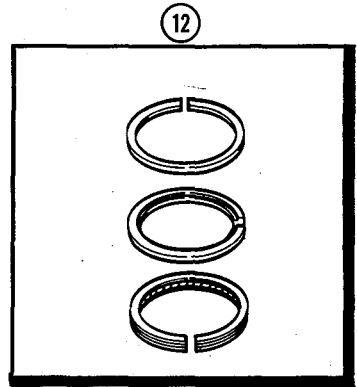
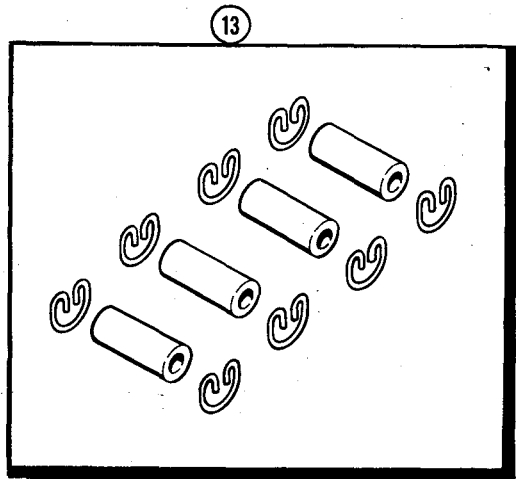
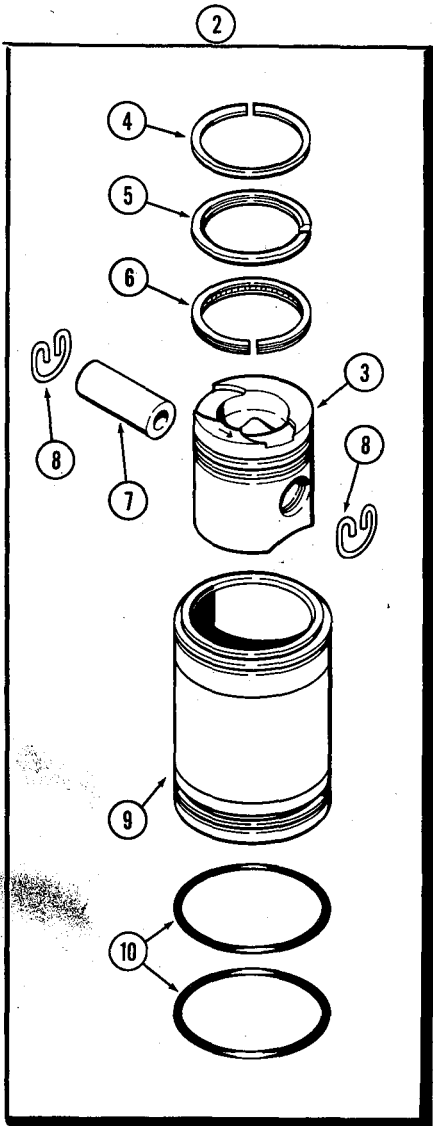
REF.	PART NO.	DESCRIPTION	REQ'D
1	A 51917	CRANKSHAFT . . . . .	1
2	A 36495	LINER KIT - main brg., rear (Std.)(Set of 2) . . . . .	1
2	A 36496	LINER KIT - main brg., rear (-.002")(Set of 2) . . . . .	1
2	A 36497	LINER KIT - main brg., rear (-.010")(Set of 2) . . . . .	1
2	A 36498	LINER KIT - main brg., rear (-.020")(Set of 2) . . . . .	1
2	A 36499	LINER KIT - main brg., rear (-.030")(Set of 2) . . . . .	1
3	A 36485	LINER KIT - main brg., intermediate (Std.)(Set of 2) . . . . .	2
3	A 36486	LINER KIT - main brg., intermediate (-.002")(Set of 2) . . . . .	2
3	A 36487	LINER KIT - main brg., intermediate (-.010")(Set of 2) . . . . .	2
3	A 36488	LINER KIT - main brg., intermediate (-.020")(Set of 2) . . . . .	2
3	A 36489	LINER KIT - main brg., intermediate (-.030")(Set of 2) . . . . .	2
4	A 36490	LINER KIT - main brg., center (Std.)(Set fo 2) . . . . .	1
4	A 36491	LINER KIT - main brg., center (-.002")(Set of 2) . . . . .	1
4	A 36492	LINER KIT - main brg., center (-.010")(Set of 2) . . . . .	1
4	A 36493	LINER KIT - main brg., center (-.020")(Set of 2) . . . . .	1
4	A 36494	LINER KIT - main brg., center (-.030")(Set of 2) . . . . .	1
5	A 36480	LINER KIT - main brg., front (Std.)(Set of 2) . . . . .	1
5	A 36481	LINER KIT - main brg., front (-.002")(Set of 2) . . . . .	1
5	A 36482	LINER KIT - main brg., front (-.010")(Set of 2) . . . . .	1
5	A 36483	LINER KIT - main brg., front (-.020")(Set of 2) . . . . .	1
5	A 36484	LINER KIT - main brg., front (-.030")(Set of 2) . . . . .	1
8	A 39288	GEAR - crankshaft . . . . .	1
9	A 29259	SLINGER - oil . . . . .	1
10	A 39110	SEAL - oil, front (2 x 3 x 1/2") . . . . .	1
11	A 138244	PULLEY - fan drive . . . . .	1
12	126- 216	KEY - pulley & gear (Hi-Pro) . . . . .	2
13	A 35673	NUT - pulley retaining . . . . .	1
18	A 38390	RETAINER - rear oil seal . . . . .	1
19	A 39188	GASKET - retainer . . . . .	1
20	A 51339	SEAL - oil, rear (4 x 5 x 1/2") . . . . .	1
21	26- 412	BOLT - retainer (1/4 x 3/4" N.C. hex.) . . . . .	4
21	26- 416	BOLT - retainer (1/4 x 1" N.C. hex.) . . . . .	3
22	92- 4	WASHER - 1/4" lock . . . . .	7

FLYWHEEL  
POWER SHUTTLE

26	A 38915	FLYWHEEL ASSY. . . . .	1
27	G 11710	GEAR - ring, starter . . . . .	1
28	121- 300	BOLT - flywheel to crankshaft (7/16 x 1-1/8" N.F. hex.) . . . . .	4
29	A 30013	WASHER - flywheel bolt (7/16 x 3/4 x 1/16") . . . . .	4

## MECHANICAL SHUTTLE

32	A 37214	FLYWHEEL ASSY. . . . .	1
33	G 11710	GEAR - ring, starter . . . . .	1
34	A 51983	BEARING - main shaft (1-3/16 x 2-3/16 x 1/2") . . . . .	1
35	49482	RING - snap, bearing retaining . . . . .	1
36	A 37216	BOLT - flywheel to crankshaft (7/16 x 1-1/2" N.F. hex.) . . . . .	4
37	A 30013	WASHER - flywheel bolt (7/16 x 3/4 x 1/16") . . . . .	4

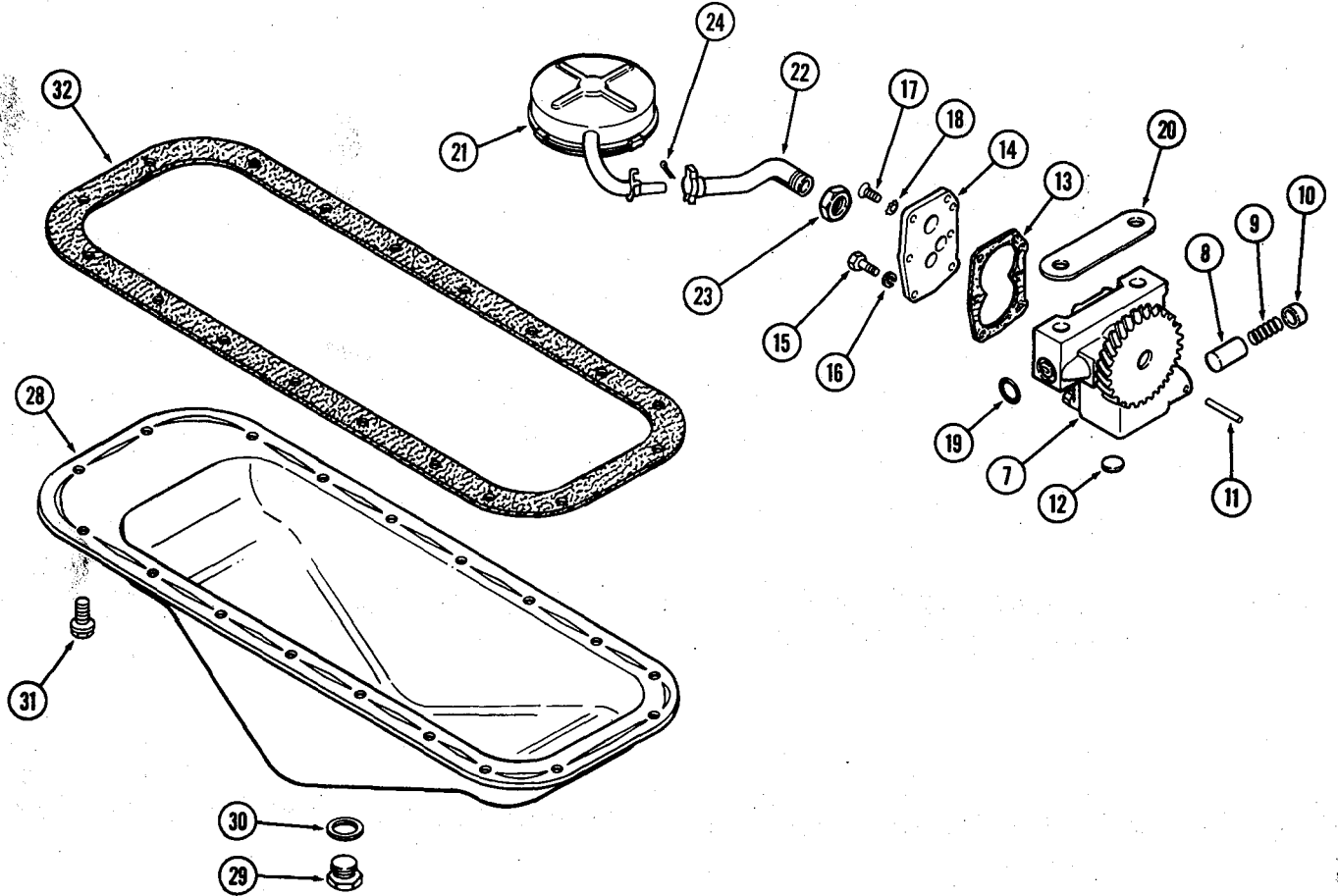
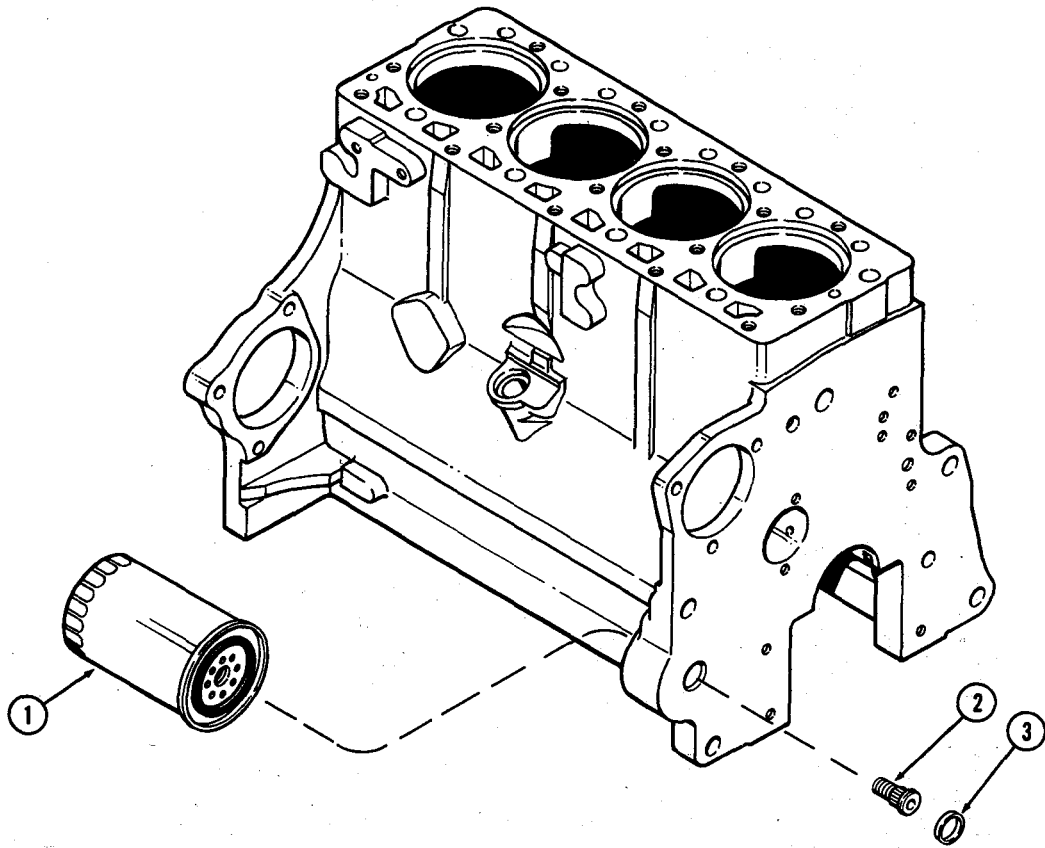


(207) DIESEL ENGINE  
PISTONS

REF.	PART NO.	DESCRIPTION	REQ'D
	A 46014	PISTON ASSY. - (Set of 4) . . . . .	1
2	A 46013	PISTON ASSY. - (Set of 1) . . . . .	4
3	A 51911	PISTON . . . . .	1
4	NSS	RING - compression, 1st groove (Order ref. 12) . . . . .	1
5	NSS	RING - compression, 2nd groove (Order ref. 12) . . . . .	1
6	NSS	RING - oil control, 3rd groove (Order ref. 12) . . . . .	1
7	NSS	PIN - piston (Order ref. 13) . . . . .	1
8	G 46702	RING - piston pin retaining . . . . .	2
9	A 136474	SLEEVE - piston (cyl. liner) . . . . .	1
10	A 51916	"O" RING - sleeve . . . . .	2
	A 46016	RING SET - piston re-ring (Set of 4) . . . . .	1
12	A 46015	RING SET - piston re-ring (Set of 1) . . . . .	4
13	A 35771	PIN SET - piston (Set of 4 pins & 8 rings) . . . . .	1

## CONNECTING RODS

18	A 51913	ROD ASSY. - connecting . . . . .	4
19	NSS	BUSHING - piston pin (Order ref. 22) . . . . .	1
20	A 51914	BOLT - conn. rod cap . . . . .	2
21	A 51904	NUT - conn. rod bolt . . . . .	2
22	A 44083	BUSHING SET - piston pin (Set of 4) . . . . .	1
23	A 50975	LINER KIT - conn. rod brg. (Std.)(Set of 2) . . . . .	4
23	A 50976	LINER KIT - conn. rod brg. (-.002")(Set of 2) . . . . .	4
23	A 50977	LINER KIT - conn. rod brg. (-.010")(Set of 2) . . . . .	4
23	A 50978	LINER KIT - conn. rod brg. (-.020")(Set of 2) . . . . .	4
23	A 50979	LINER KIT - conn. rod brg. (-.030")(Set of 2) . . . . .	4





(207) DIESEL ENGINE  
OIL FILTER

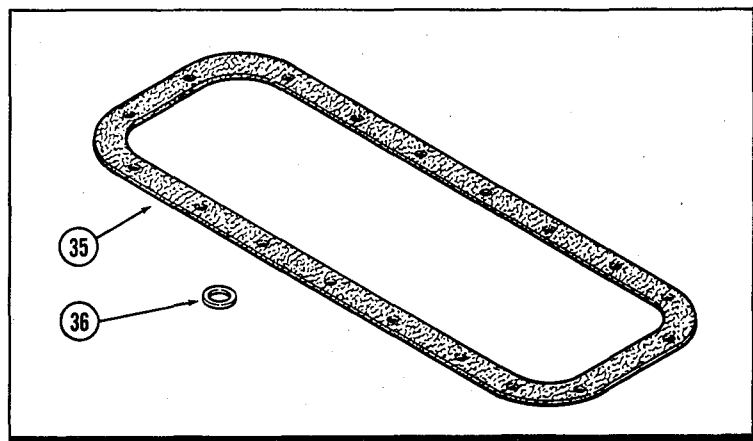
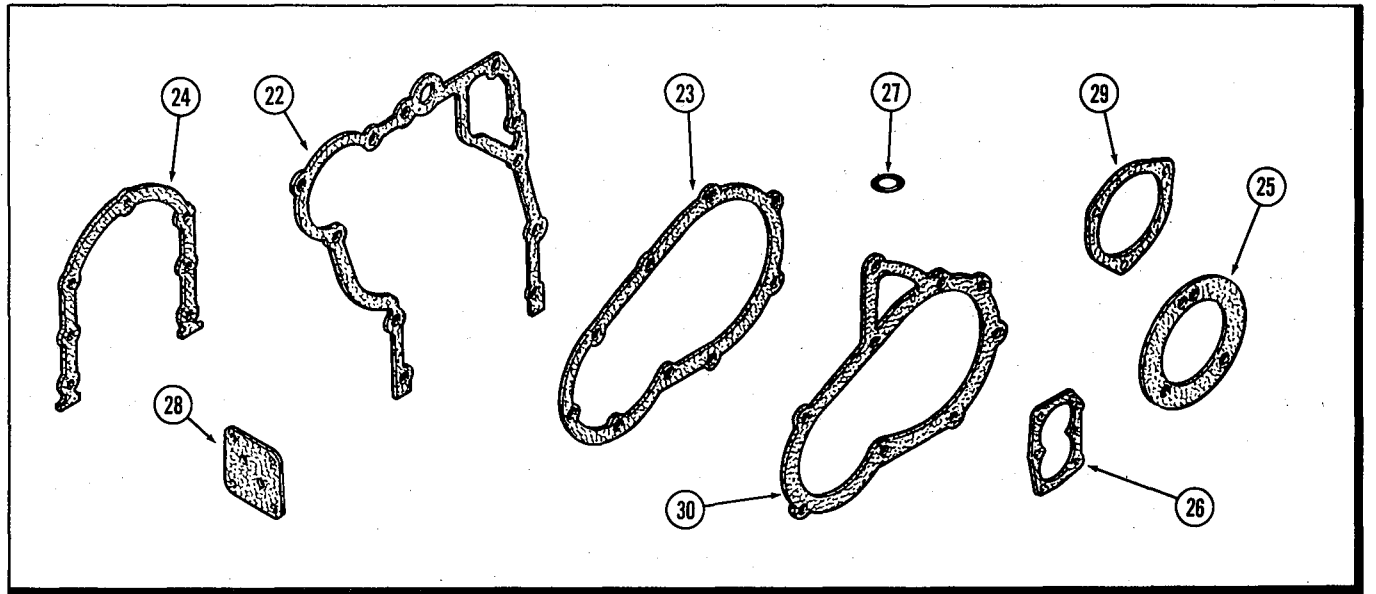
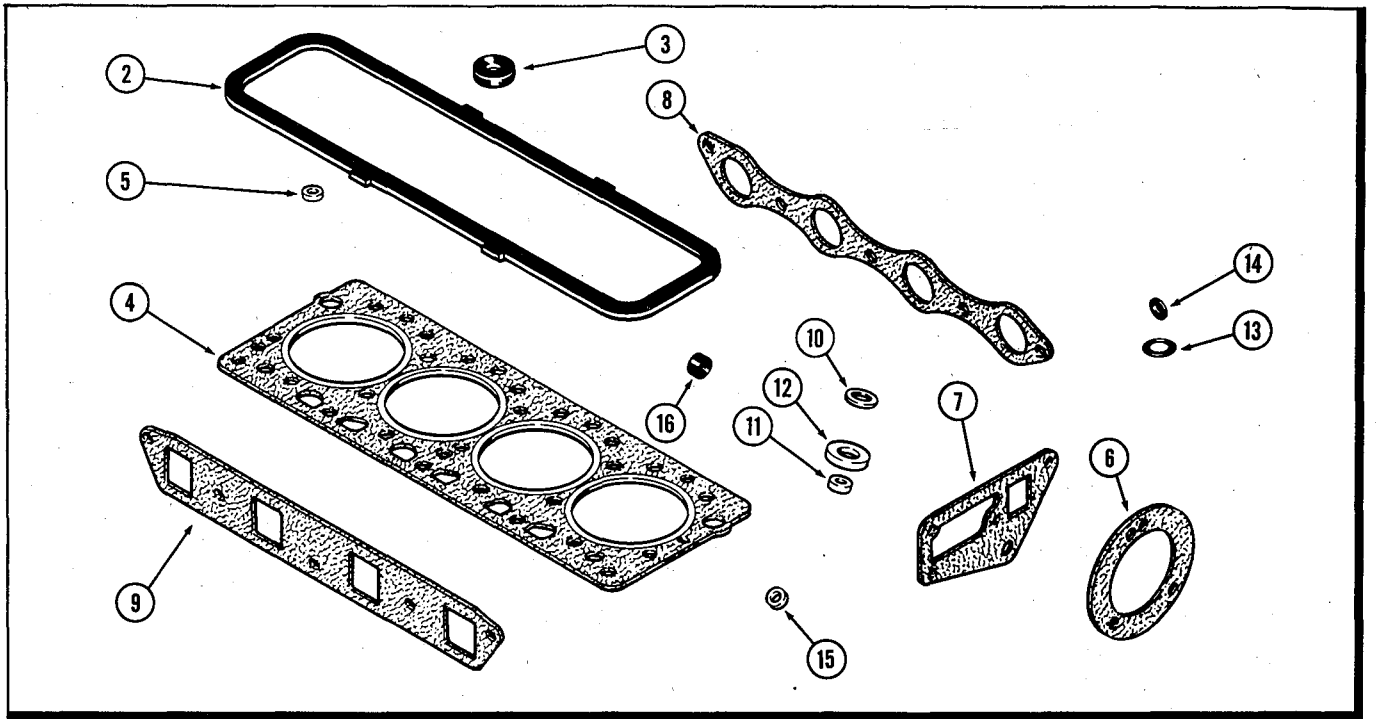
REF.	PART NO.	DESCRIPTION	REQ'D
1	A 37189	FILTER - engine oil . . . . .	1
2	A 37206	ADAPTER - filter to block . . . . .	1
3	41- 1016	PLUG - adapter hole (1" cup type) . . . . .	1

## OIL PUMP

7	A 38372	PUMP ASSY. - engine oil . . . . .	1
8	A 29279	VALVE - relief . . . . .	1
9	G 48500	SPRING - relief valve . . . . .	1
10	A 29260	RETAINER - relief valve spring . . . . .	1
11	138- 62	PIN - roll (1/8 x 1-1/8") . . . . .	1
12	A 39321	PLUG - body (1/2" cup type) . . . . .	1
13	G 46852	GASKET - pump cover . . . . .	1
14	NSS	COVER - pump body . . . . .	1
15	13- 420	BOLT - 1/4 x 1-1/4" N.C. hex. . . . .	1
15	13- 412	BOLT - 1/4 x 3/4" N.C. hex. . . . .	3
16	92- 4	WASHER - 1/4" lock . . . . .	4
17	73- 410	SCREW - 1/4 x 5/8" N.C. sltd. flat hd. . . . .	2
18	193- 52	WASHER - 1/4" ext. skpf. . . . .	2
19	A 27365	"O" RING - oil port (3/4 x 15/16 x 3/32") . . . . .	1
20	G 11337	SHIM - pump to brg. cap (.002") . . . . .	UAR
20	G 11338	SHIM - pump to brg. cap (.005") . . . . .	UAR
21	A 39037	FLOAT ASSY. - w/screen . . . . .	1
22	A 39035	PIPE ASSY. - suction . . . . .	1
23	223- 207	NUT - tube to pump . . . . .	1
24	132- 50	PIN - cotter (1/8 x 1-1/4") . . . . .	1

## OIL PAN

28	A 36782	PAN ASSY. - oil . . . . .	1
29	A 14280	PLUG - drain . . . . .	1
30	A 58608	GASKET - drain plug . . . . .	1
31	193- 514	BOLT ASSY. - (5/16 x 3/4" N.C. hex. sems). . . . .	18
32	NSS	GASKET - oil pan (Order A44758, See Page 27). . . . .	1



(207) DIESEL ENGINE  
ENGINE GASKET KITS  
VALVE GRIND KIT

REF.	PART NO.	DESCRIPTION	REQ'D
	A 43193	GASKET KIT - valve grind (See Note) . . . . .	1
2	A 43030	GASKET - valve cover . . . . .	1
3	G 46867	GROMMET - valve cover studs (rubber) . . . . .	2
4	A 39279	GASKET - cylinder head . . . . .	1
5	G 46851	SEAL - valve stem (rubber) . . . . .	8
6	A 38083	GASKET - water pump to body . . . . .	1
7	A 38084	GASKET - water pump body to cyl. head . . . . .	1
8	G 46872	GASKET - exhaust manifold . . . . .	1
9	G 46871	GASKET - intake manifold . . . . .	1
10	G 49407	WASHER - fuel inj. lines to pump . . . . .	8
11	A 41402	SEAL - carbon stop, inj. nozzles . . . . .	4
12	A 41403	WASHER - seat, inj. nozzles . . . . .	4
13	F 62075	"O" RING - water pump body (3/4 x 1 x 1/8") . . . . .	1
14	A 27891	"O" RING - manifold studs (3/8 x 9/16 x 3/32") . . . . .	3
15	G 49088	GASKET - inj. nozzle seat (not used this application) . . . . .	4
16	222- 101	SLEEVE - for 3/16" tube (Not used this application) . . . . .	4
16	222- 103	SLEEVE - for 5/16" tube (not used this application) . . . . .	4

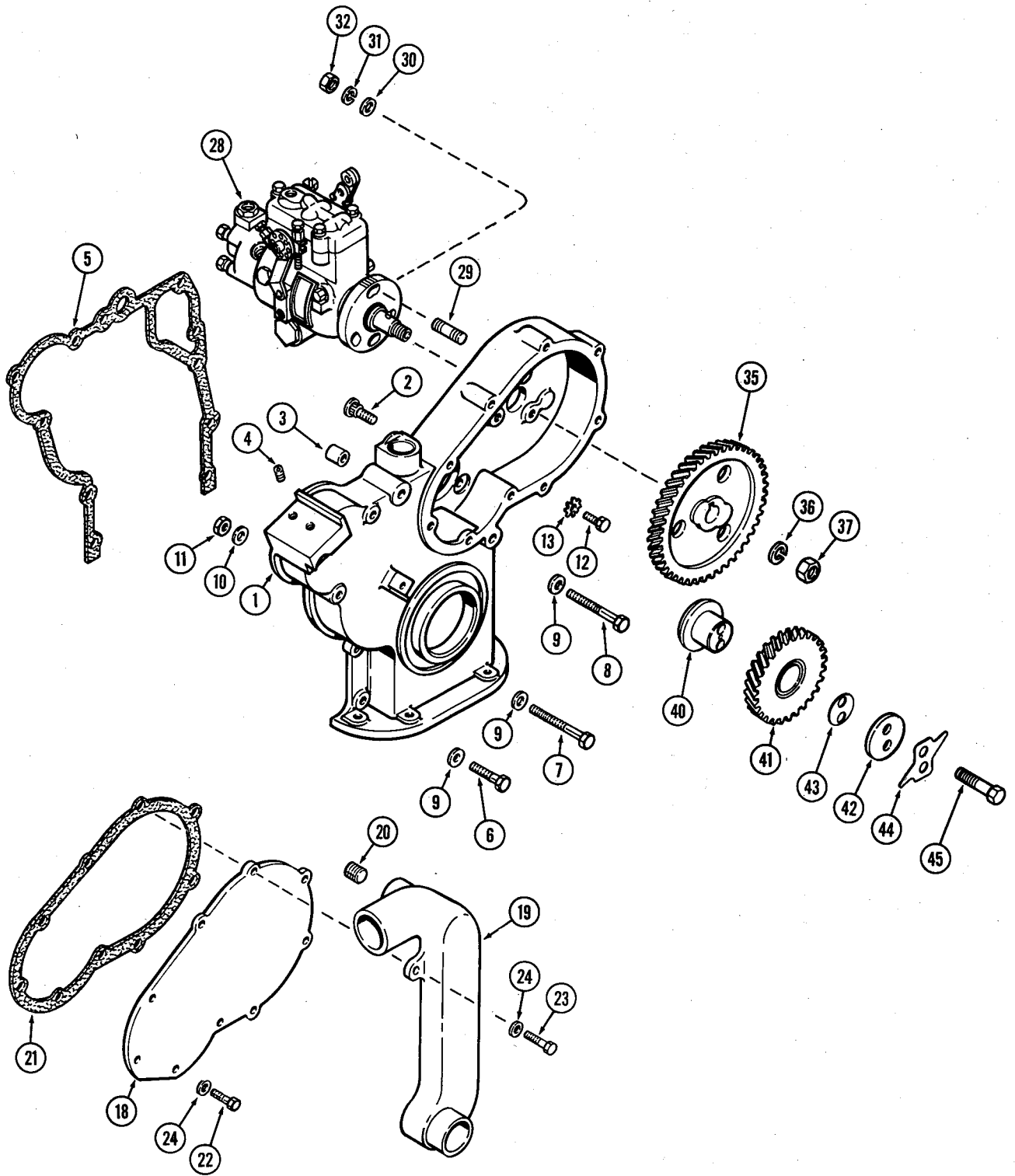
## CYLINDER BLOCK KIT

	A 43198	GASKET KIT - cylinder block (See Note) . . . . .	1
22	A 51529	GASKET - timing gear cover . . . . .	1
23	A 39925	GASKET - inj. pump drive cover . . . . .	1
24	A 39188	GASKET - rear oil seal retainer . . . . .	1
25	A 38083	GASKET - water pump . . . . .	1
26	G 46852	GASKET - oil pump cover . . . . .	1
27	F 62075	"O" RING - water pump body to cover (3/4 x 1 x 1/8") . . . . .	1
28	G 46854	GASKET - (not used this application) . . . . .	1
29	A 30042	GASKET - (not used this application) . . . . .	1
30	G 46859	GASKET - (not used this application) . . . . .	1

## OIL PAN KIT

	A 44758	GASKET KIT - oil pan (See Note) . . . . .	1
35	NSS	GASKET - oil pan . . . . .	1
36	A 58608	GASKET - drain plug (3/4 x 1 x 1/16" nylon) . . . . .	1
36	A 34827	GASKET - drain plug (7/8 x 1-1/8 x 3/64" copper) . . . . .	1

NOTE: FOR COMPLETE ENGINE OVERHAUL  
ORDER 1-A43193, 1-A43198 & 1-A44758

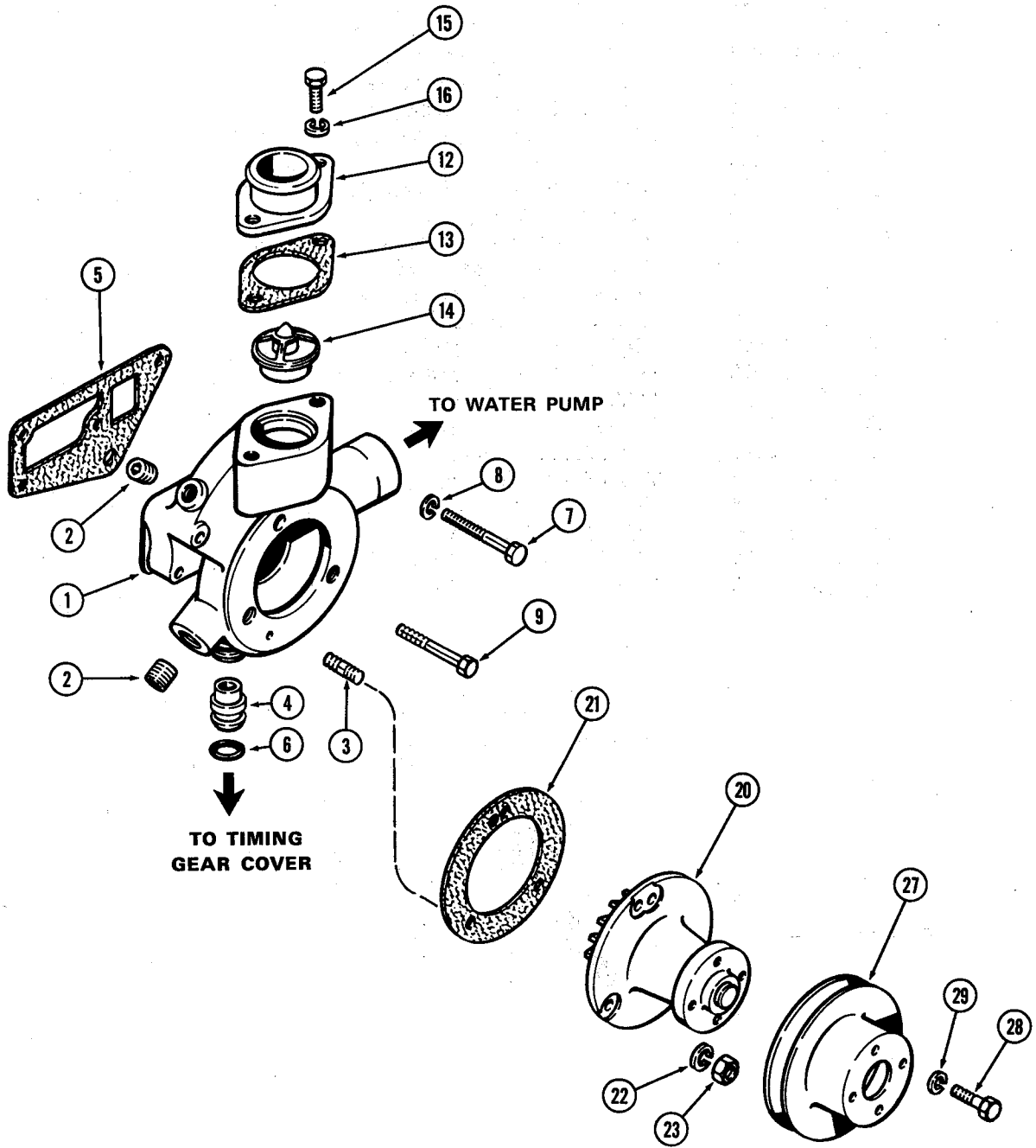


(207) DIESEL ENGINE  
TIMING GEAR COVER

REF.	PART NO.	DESCRIPTION	REQ'D
1	A 138245	COVER ASSY. - timing gears . . . . .	1
2	A 51649	STUD - cover . . . . .	2
3	A 29442	DOWEL - cover locating (9/16 x 3/8 x 5/8") . . . . .	2
4	178- 821	PLUG - cover (3/8 x 3/8" N.C. sckt. hd.) . . . . .	2
5	A 51529	GASKET - cover to block . . . . .	1
6	13- 620	BOLT - cover (3/8 x 1-1/4" N.C. hex.) . . . . .	3
6	13- 624	BOLT - cover (3/8 x 1-1/2" N.C. hex.) . . . . .	1
7	13- 648	BOLT - cover (3/8 x 3" N.C. hex.) . . . . .	1
7	13- 644	BOLT - cover (3/8 x 2-3/4" N.C. hex.) . . . . .	1
8	13- 652	BOLT - cover (3/8 x 3-1/4" N.C. hex.) . . . . .	3
9	A 50820	WASHER - 3/8 x 3/4 x 1/8" . . . . .	9
9	95- 6	WASHER - 3/8 x 1 x 1/16" . . . . .	1
10	195- 25	WASHER - 3/8 x 13/16 x 1/16" . . . . .	3
11	25- 106	NUT - 3/8" N.C. hex. . . . .	3
12	13- 614	BOLT - cover (inside)(3/8 x 7/8" N.C. hex.) . . . . .	2
13	193- 10	WASHER - 3/8" ext. skpf. . . . .	2
18	A 51908	PLATE . . . . .	1
19	A 51907	TUBE - water . . . . .	1
20	221- 843	PLUG - water tube (3/8" P.T., sckt. hd.) . . . . .	1
21	A 39925	GASKET - gear cover . . . . .	1
22	13- 616	BOLT - cover plate (3/8 x 1" N.C. hex.) . . . . .	5
23	13- 624	BOLT - water tube (3/8 x 1-1/2" N.C. hex.) . . . . .	2
24	A 50820	WASHER - 3/8 x 3/4 x 1/8" . . . . .	7

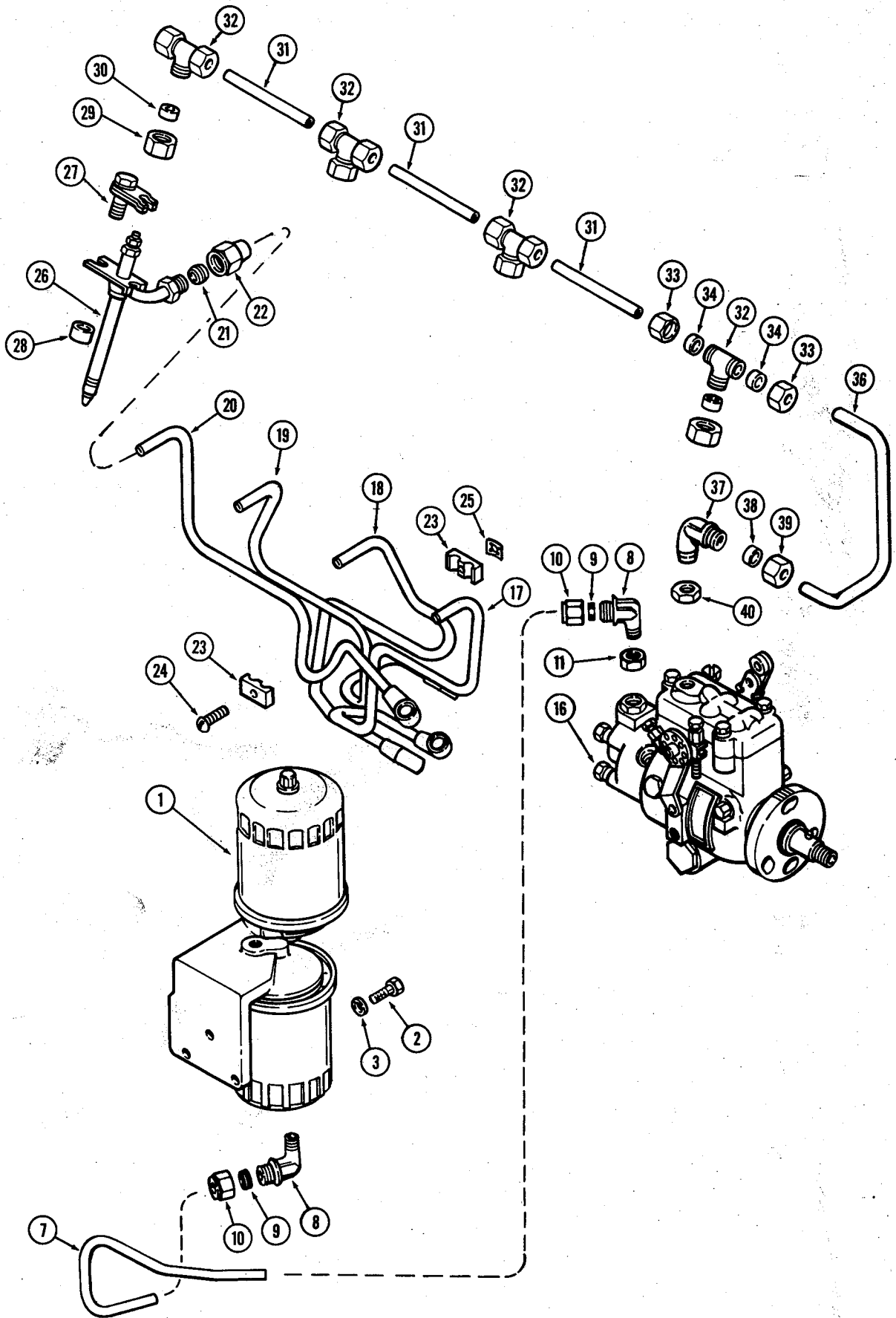
## INJECTION PUMP DRIVE

28	REF.	PUMP ASSY. - fuel injection (See Page 37) . . . . .	1
29	G 11204	STUD - pump mounting (3/8" N.C. x 1-7/16") . . . . .	3
30	A 30043	WASHER - mtg. studs (3/8 x 7/8 x 1/8") . . . . .	3
31	92- 6	WASHER - 3/8" lock . . . . .	3
32	25- 106	NUT - 3/8" N.C. hex. . . . .	3
35	G 2076	GEAR - drive, injection pump . . . . .	1
36	192- 24	WASHER - 9/16" lock . . . . .	1
37	25- 159	NUT - 9/16" N.F. hex., jam . . . . .	1
40	G 11726	HUB - idler gear . . . . .	1
41	G 11852	GEAR ASSY. - idler, w/bushing . . . . .	1
42	G 11732	PLATE - thrust, idler gear . . . . .	1
43	G 11728	SHIM - idler gear (.005") . . . . .	UAR
43	G 11729	SHIM - idler gear (.006") . . . . .	UAR
43	G 11730	SHIM - idler gear (.007") . . . . .	UAR
43	G 11731	SHIM - idler gear (.009") . . . . .	UAR
44	G 11746	PLATE - lock, idler gear . . . . .	1
45	13- 632	BOLT - 3/8 x 2" N.C. hex. . . . .	2



(207) DIESEL ENGINE  
WATER PUMP

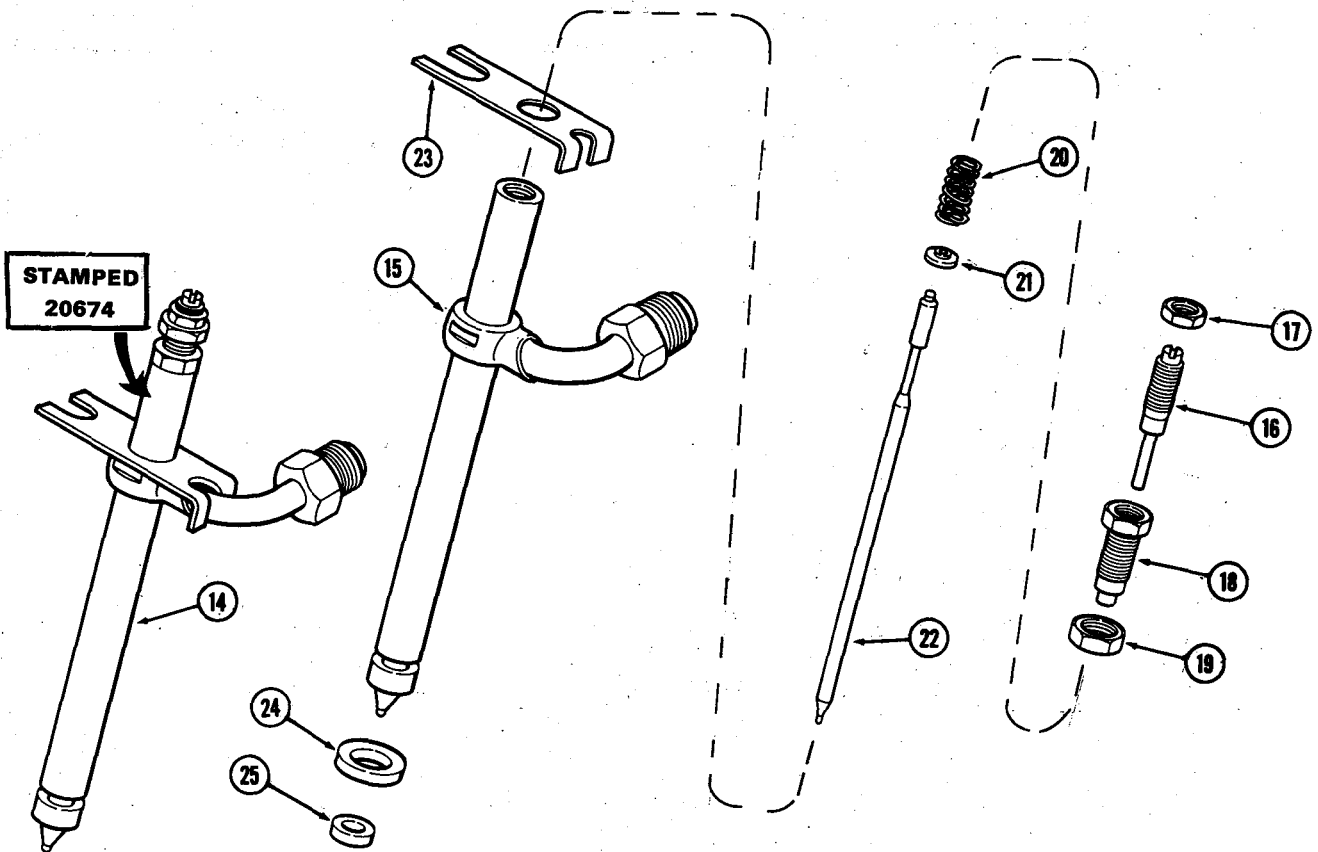
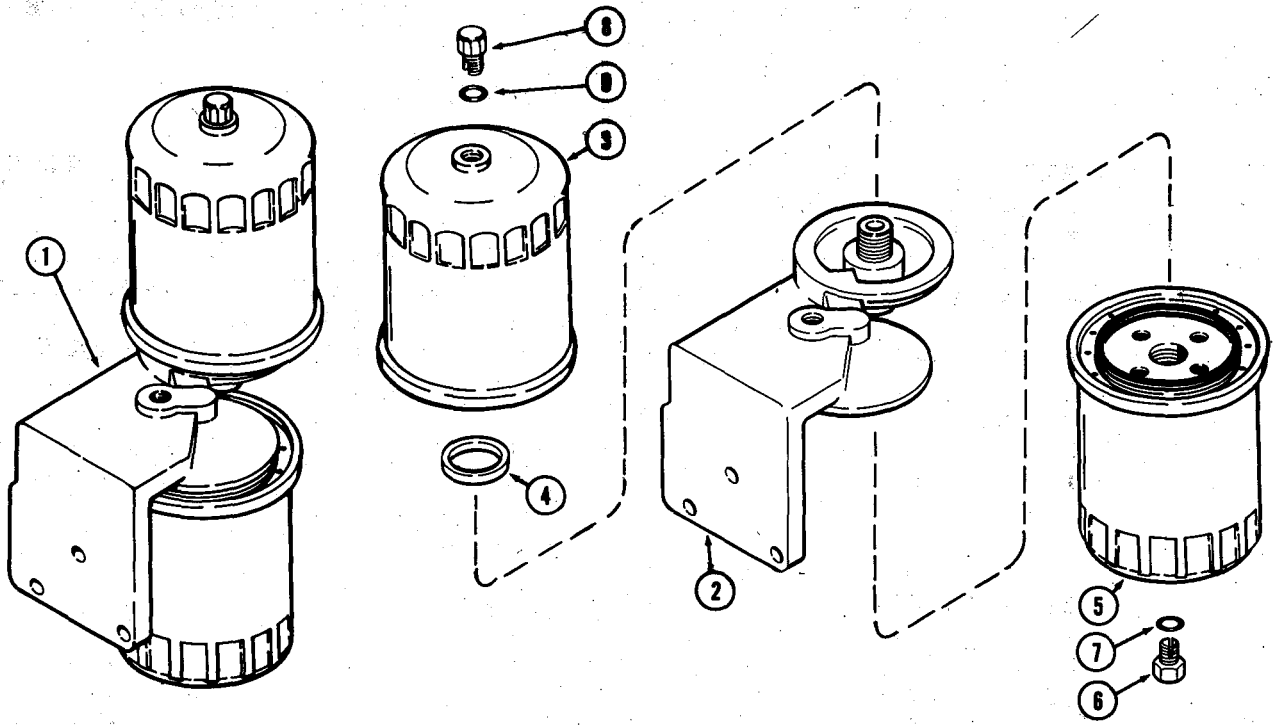
REF.	PART NO.	DESCRIPTION	REQ'D
1	A 139826	BODY ASSY. - water pump	1
2	221- 843	PLUG - body (3/8" P.T., sckt. hd.)	2
3	A 29433	STUD - water pump (3/8" N.C. x 1")	3
4	A 142823	FITTING - inlet	1
5	A 38084	GASKET - body to cylinder head	1
6	F 62075	"O" RING - body fitting to cover (3/4 x 1 x 1/8")	1
7	13- 620	BOLT - body to cyl. head (3/8 x 1-1/4" N.C. hex.)	1
7	13- 648	BOLT - body to cyl. head (3/8 x 3" N.C. hex.)	1
7	13- 656	BOLT - body to cyl. head (3/8 x 3-1/2" N.C. hex.)	1
8	92- 6	WASHER - 3/8" lock	3
9	61- 632	BOLT - body to cyl. head (inside body) (3/8 x 2" N.C., hex. sckt. hd.)	1
12	G 2144	HOUSING - thermostat & water outlet	1
13	G 46907	GASKET - housing to body	1
14	A 57641	THERMOSTAT - (180°)	1
15	13- 616	BOLT - housing (3/8 x 1" N.C. hex.)	2
16	92- 6	WASHER - 3/8" lock	2
20	A 39074	PUMP ASSY. - water	1
21	A 38083	GASKET - pump to body	1
22	92- 6	WASHER - 3/8" lock	2
23	25- 106	NUT - 3/8" N.C. hex.	2
27	G 11339	PULLEY - fan drive	1
28	13- 58	BOLT - pulley (5/16 x 1/2" N.C. hex.)	2
29	92- 5	WASHER - 5/16" lock	2





(207) DIESEL ENGINE  
FUEL INJECTION SYSTEM

REF.	PART NO.	DESCRIPTION	REQ'D
1	REF.	FILTER ASSY. - fuel (Repairs Page 35) . . . . .	1
2	13- 514	BOLT - filter mounting (5/16 x 7/8" N.C. hex.) . . . . .	3
3	92- 5	WASHER - 5/16" lock . . . . .	3
7	A 51784	LINE - filter to pump . . . . .	1
8	222- 47	ELBOW ASSY. . . . .	2
9	222- 104	SLEEVE - (for 3/8" tube) . . . . .	1
10	222- 114	NUT - (for 3/8" tube) . . . . .	1
11	A 38161	NUT - sealing (1/4" P.T.) (at inj. pump) . . . . .	1
16	REF.	PUMP ASSY. - injection (Repairs Page 37) . . . . .	1
17	A 50980	TUBE ASSY. - inj. pump to #1 cyl. (incl. items 21 & 22) . . . . .	1
18	A 50981	TUBE ASSY. - inj. pump to #2 cyl. (incl. items 21 & 22) . . . . .	1
19	A 50982	TUBE ASSY. - inj. pump to #3 cyl. (incl. items 21 & 22) . . . . .	1
20	A 50983	TUBE ASSY. - inj. pump to #4 cyl. . . . .	1
21	A 37850	SLEEVE - injection tube . . . . .	1
22	A 60726	NUT - injection tube . . . . .	1
23	A 58709	CLAMP - fuel injection lines . . . . .	4
24	173- 102	SCREW - clamp (#10 x 1" rd. hd.) . . . . .	2
25	131- 612	NUT - #10 Tinnerman . . . . .	2
26	REF.	NOZZLE ASSY. - injector (repairs page 35) . . . . .	4
27	A 37837	CLAMP ASSY. - injector nozzle . . . . .	4
28	A 37839	SPACER - nozzle clamp . . . . .	4
29	A 58961	NUT - tee to injector nozzle . . . . .	4
30	A 58962	GROMMET - nut to tee . . . . .	4
31	A 38644	TUBE - fuel leak-off . . . . .	3
32	A 58960	TEE - nozzle & leak-off lines junction . . . . .	4
33	222- 112	NUT - (for 1/4" tube) . . . . .	8
34	222- 102	SLEEVE - (for 1/4" tube) . . . . .	8
36	A 142906	TUBE - fuel leak-off (at pump) . . . . .	1
37	222- 42	ELBOW ASSY. - fuel leak-off line (at pump) . . . . .	1
38	222- 102	SLEEVE - (for 1/4" tube) . . . . .	1
39	222- 112	NUT - (for 1/4" tube) . . . . .	1
40	A 38160	NUT - sealing (1/8" P.T.) (at pump) . . . . .	1



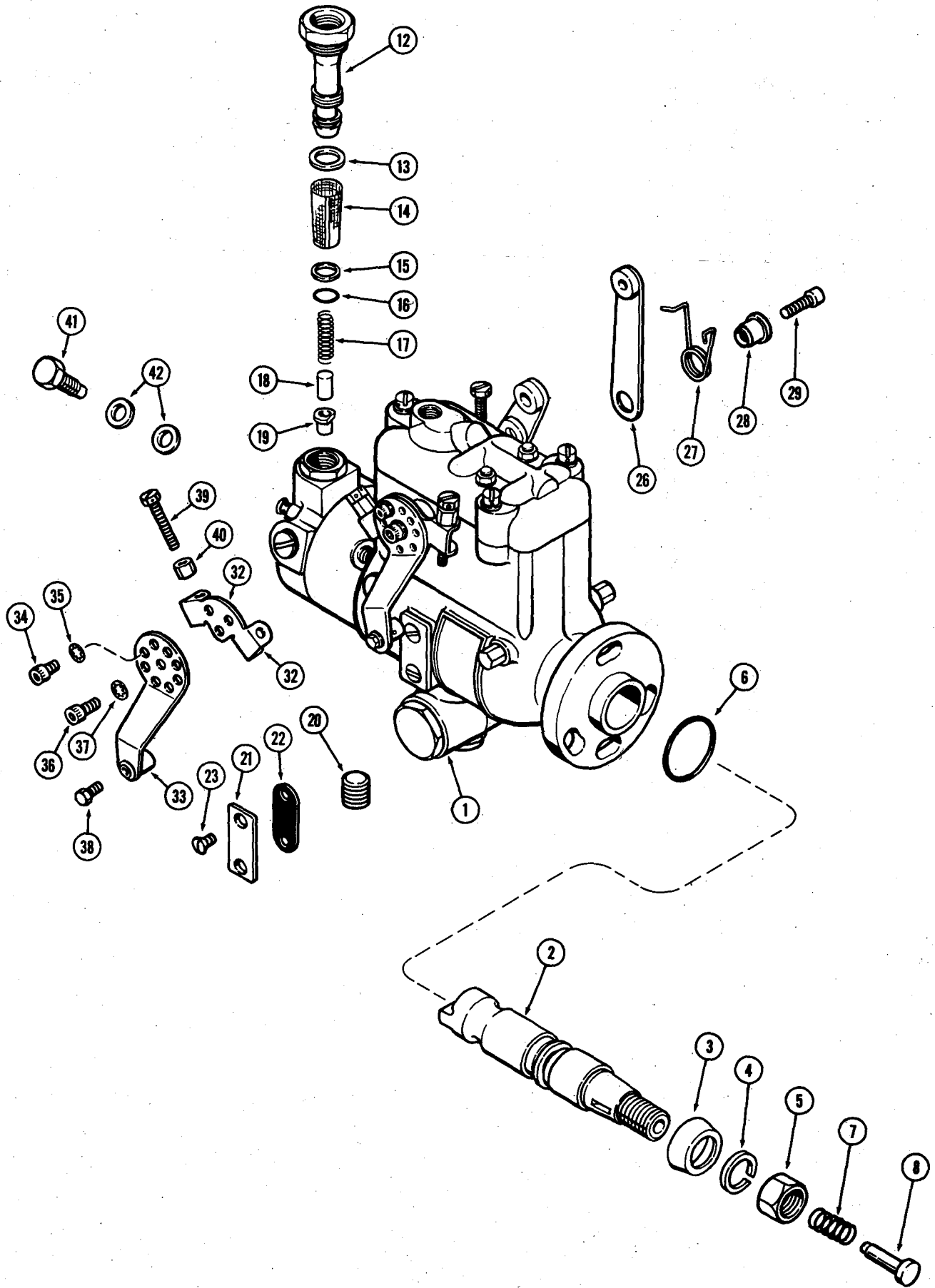
(207) DIESEL ENGINE  
A51739 FUEL FILTER

REF.	PART NO.	DESCRIPTION	REQ'D
1	A 51739	FILTER ASSY. - fuel . . . . .	1
2	A 51738	HEAD - filter base . . . . .	1
3	A 39867	FILTER ASSY. - secondary (15/16" threads) . . . . .	1
4	A 42315	GASKET - filter to head (15/16 x 1-1/4 x 1/4") . . . . .	1
5	A 39868	FILTER ASSY. - primary (13/16" threads) . . . . .	1
6	G 49080	PLUG - drain, primary filter (3/8" N.F. 12 pt. hd. nylon) . 1	
7	218- 5002	"O" RING - drain plug (5/16 x 7/16 x 1/16") . . . . .	1
8	218- 5152	PLUG ASSY. - drain, secondary filter (3/8" N.F. hex. hd., metal) . . . . .	1
9	218- 5002	"O" RING - drain plug (5/16 x 7/16 x 1/16") . . . . .	1

## A140827 INJECTOR NOZZLES

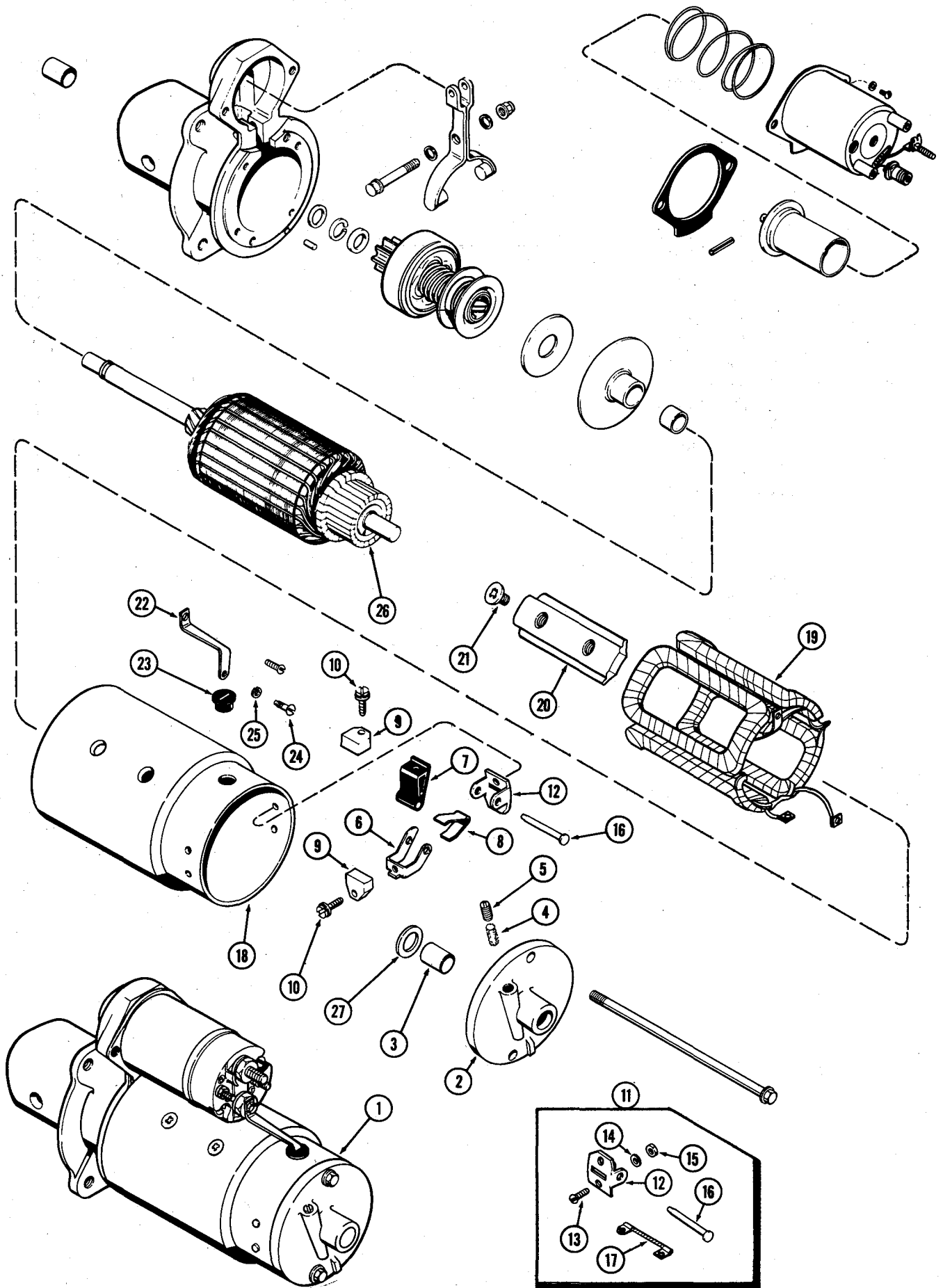
14	A 140827	NOZZLE ASSY. - injector (See Note) (Supplier's No. 20674 stamped on body) (color code white & blue band) . . . . .	4
15	NSS	BODY - nozzle . . . . .	1
16	A 43599	SCREW - lift adjusting . . . . .	1
17	A 43602	NUT - lock, lift adjusting screw . . . . .	1
18	A 43600	SCREW - pressure adjusting . . . . .	1
19	A 42424	NUT - lock, pressure adjusting screw . . . . .	1
20	A 43733	SPRING - pressure adj. (9/16" free length) . . . . .	1
21	A 44369	SEAT - pressure adjusting spring . . . . .	1
22	NSS	VALVE - nozzle . . . . .	1
23	A 43506	PLATE - nozzle holder . . . . .	1
24	A 41403	WASHER - nozzle body . . . . .	1
25	A 41402	SEAL - carbon stop . . . . .	1

NOTE: WHENEVER NOZZLE IS REMOVED FROM HEAD  
WASHER (A41403) & SEAL (A41402) MUST BE REPLACED  
BEFORE NOZZLE IS INSTALLED BACK IN HEAD



(207) DIESEL ENGINE  
INJECTION PUMPS

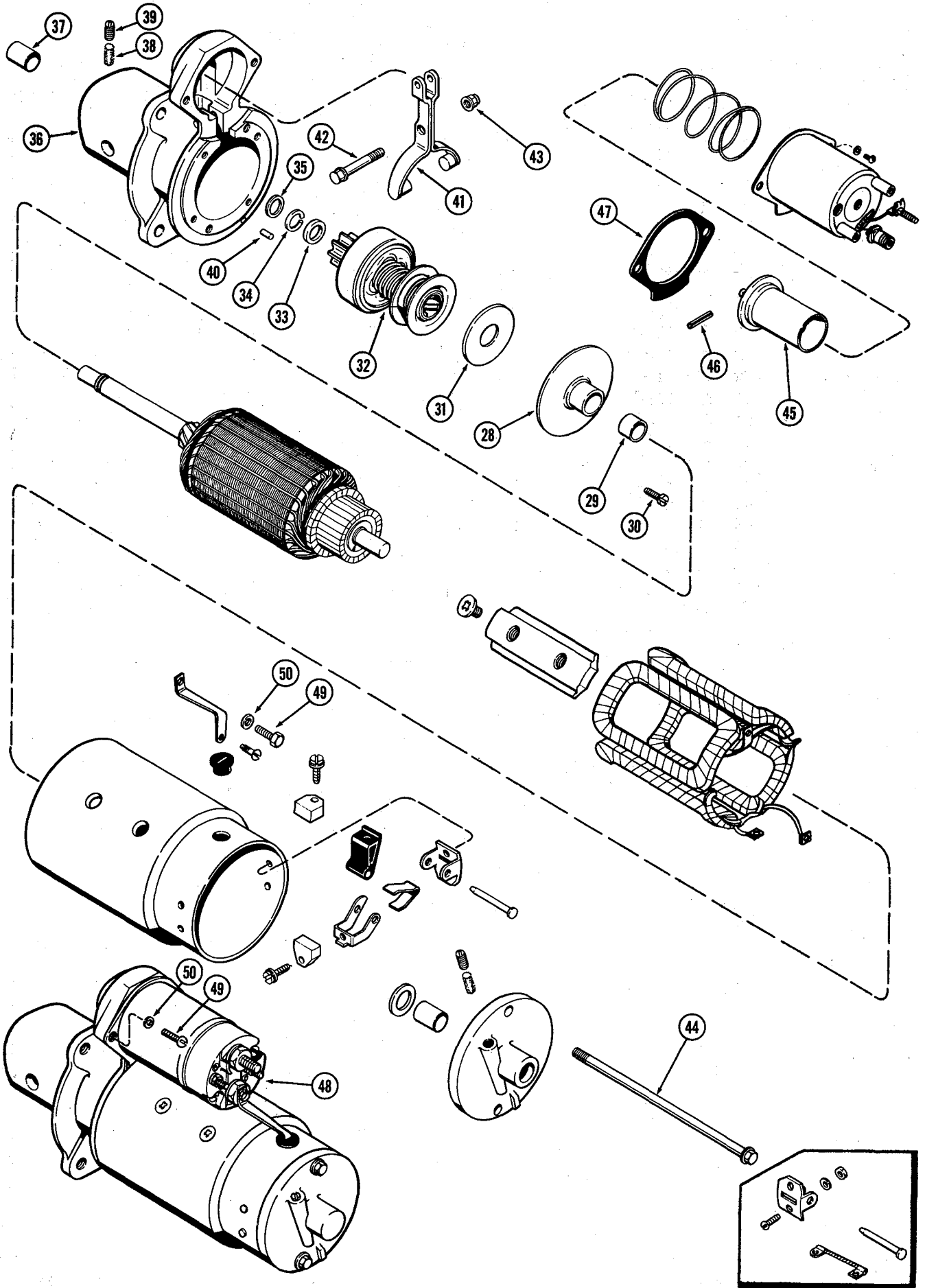
REF.	PART NO.	DESCRIPTION	REQ'D
1	A 138484	PUMP ASSY. - fuel injection (Mechanical Shuttle) (H.M.S. No. DBGFCC435X5AJ) . . . . .	1
1	A 50991	PUMP ASSY. - fuel injection (Power Shuttle) (H.M.S. No. DBGFCC435X3AJ) . . . . .	1
2	A 44710	SHAFT ASSY. - drive, w/pin . . . . .	1
3	R 14711	SEAL - drive shaft . . . . .	1
4	192- 24	WASHER - 9/16" lock . . . . .	1
5	25- 119	NUT - 9/16" N.F. hex., jam . . . . .	1
6	74244	SEAL - pilot tube . . . . .	1
7	G 48502	SPRING - thrust, pump shaft (1-3/16" free length) . . . . .	1
8	A 44653	PLUNGER - thrust spring . . . . .	1
12	A 43869	SLEEVE - end plate . . . . .	1
13	73666	SEAL - end plate sleeve . . . . .	1
14	A 43870	FILTER - element . . . . .	1
15	A 43871	SEAL - element (3/8 x 1/2 x 1/16") . . . . .	1
16	A 28090	SEAL - sleeve (5/16 x 7/16 x 1/16") . . . . .	1
17	A 43867	SPRING - regulating (5/8" free length) . . . . .	1
18	73621	PISTON - regulating . . . . .	1
19	A 43868	SEAL - regulating piston (rubber) . . . . .	1
20	221- 1841	PLUG - end plate (1/4" P.T., hex. sckt. hd.) . . . . .	1
21	73452	COVER - timing window . . . . .	1
22	73453	GASKET - timing window cover . . . . .	1
23	73514	SCREW - timing window cover . . . . .	2
26	G 45338	ARM - throttle . . . . .	1
27	G 48505	SPRING - throttle arm . . . . .	1
28	G 49621	RETAINER - throttle arm spring . . . . .	1
29	165- 124	SCREW - throttle arm . . . . .	1
32	G 45337	ARM - shut-off . . . . .	1
33	NSS	LEVER - shut-off . . . . .	1
34	165- 1	SCREW - position, shut-off arm . . . . .	1
35	193- 91	WASHER - position screw . . . . .	1
36	165- 30	SCREW - retaining, shut-off arm . . . . .	1
37	193- 99	WASHER - retaining screw . . . . .	1
38	163- 7	SCREW - pivot . . . . .	1
39	G 49088	SCREW - high idle adjusting . . . . .	2
40	73651	NUT - lock, high idle adj. screw . . . . .	2
41	73613	SCREW - connector, injection tubes . . . . .	4
42	G 49407	WASHER - connector screw . . . . .	8



(207) DIESEL ENGINE  
R29870 STARTER

REF.	PART NO.	DESCRIPTION	REQ'D
1	R 29870	STARTER ASSY. - (Delco-Remy #1109149).....	1
2	A 25304	FRAME ASSY. - commutator end .....	1
3	R 15020	BUSHING - (9/16 x 11/16 x 13/16").....	1
4	A 41979	WICK - oiler .....	1
5	221- 1041	PLUG - oil wick hole (1/8" P.T., sltd. hd.) .....	1
6	A 40217	HOLDER - brush (grounded) .....	2
7	R 15027	HOLDER - brush (insulated) .....	2
8	A 25359	SPRING - brush pressure .....	2
9	A 25356	BRUSH .....	4
10	D 32481	SCREW - brush (#8-32 x 13/16" sltd. hd.) .....	4
11	A 25379	SUPPORT KIT - brush holder .....	2
12	NSS	SUPPORT .....	1
13	173- 212	SCREW - supt. to frame (#10-24 x 1/2" rd. hd.) ..	2
14	192- 18	WASHER - #10 lock .....	2
15	129- 17	NUT - #10-24 hex. ....	2
16	R 15035	PIN - brush holder .....	1
17	A 42494	LEAD - brush ground .....	1
18	NSS	FRAME - starter body .....	1
19	A 25548	COIL ASSY - field .....	1
20	A 25391	SHOE - pole .....	4
21	74- 612	SCREW - pole shoes (3/8 x 5/8" N.C., flat hd.) ..	8
22	A 40225	CONNECTOR - field to solenoid .....	1
23	A 41980	GROMMET - connector insulating (in frame) .....	1
24	173- 221	SCREW - connector to coil (#10-32 x 7/16" rd. hd.) ..	1
25	192- 18	WASHER - #10 lock .....	1
26	A 25547	ARMATURE .....	1
27	A 41917	WASHER - thrust (at comm. end) .....	1

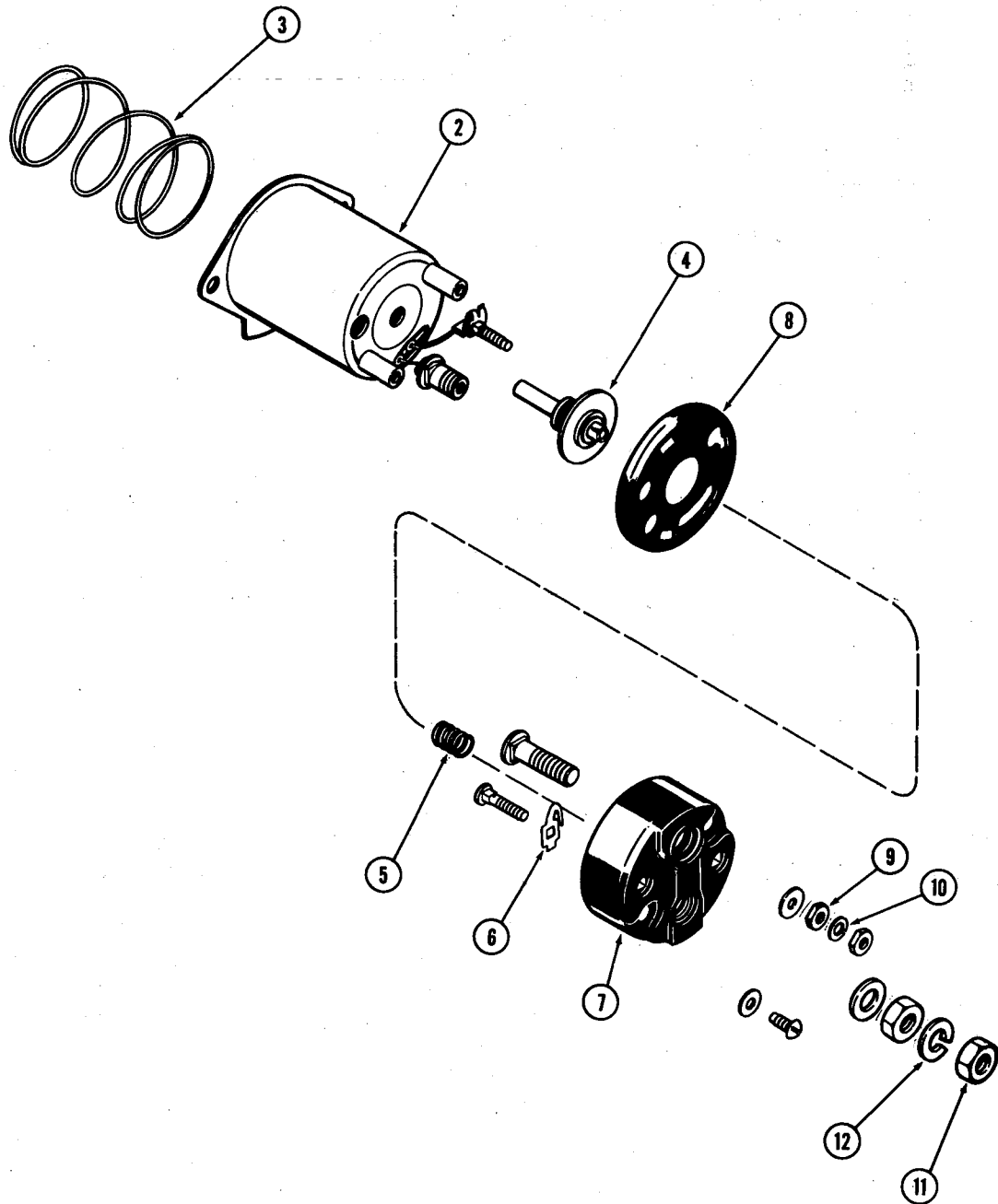
CONTINUED ON PAGE 41





(207) DIESEL ENGINE  
R29870 STARTER

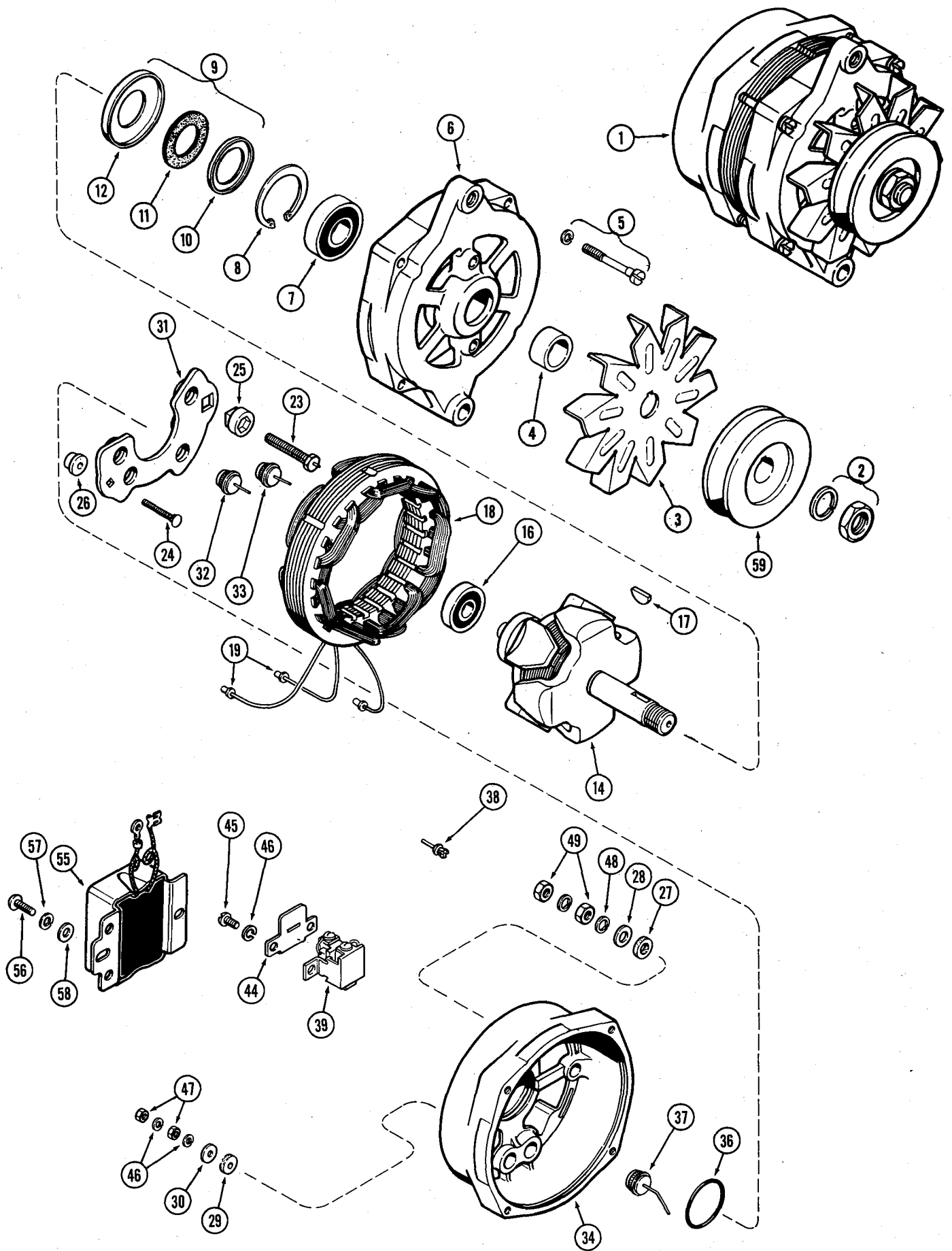
REF.	PART NO.	DESCRIPTION	REQ'D
	R 29870	STARTER ASSY. - (continued from page 39) . . . . .	1
28	A 40215	PLATE ASSY. - center bearing . . . . .	1
29	R 15038	BUSHING - center brg. (3/4 x 13/16 x 11/16") . . . . .	1
30	A 41959	SCREW - center brg. to drive hsg. . . . .	4
31	R 15043	WASHER - thrust, center bearing . . . . .	1
32	A 43652	DRIVE ASSY. . . . .	1
33	R 15049	COLLAR - drive stop . . . . .	1
34	R 15048	RING - snap, stop collar retaining . . . . .	1
35	A 25385	WASHER - thrust (drive end) . . . . .	1
36	A 44495	HOUSING ASSY. - drive end . . . . .	1
37	A 25387	BUSHING - drive hsg. (1/2 x 5/8 x 13/16") . . . . .	1
38	R 15023	WICK - oiler . . . . .	1
39	221- 1041	PLUG - oil wick hole (1/8" P.T., sltd. hd.) . . . . .	1
40	R 15041	PIN - locating, drive hsg. (3/16 x 5/16") . . . . .	1
41	A 40220	LEVER - drive shift . . . . .	1
42	A 40520	PIVOT - shift lever . . . . .	1
43	131- 4	NUT - pivot (5/16" N.C. hex.) . . . . .	1
44	A 25552	BOLT - thru . . . . .	2
45	A 40218	PLUNGER - solenoid . . . . .	1
46	138- 93	PIN - plunger to shift lever (3/16 x 13/16" roll) . . . . .	1
47	A 40222	BOOT - plunger protection . . . . .	1
48	G 44891	SOLENOID ASSY. - (repairs page 43) . . . . .	1
49	A 42023	SCREW - solenoid & connector (1/4 x 1/2" N.C. rd. hd.) . . . . .	3
50	192- 19	WASHER - 1/4" lock . . . . .	3



(207) DIESEL ENGINE  
G44891 SOLENOID

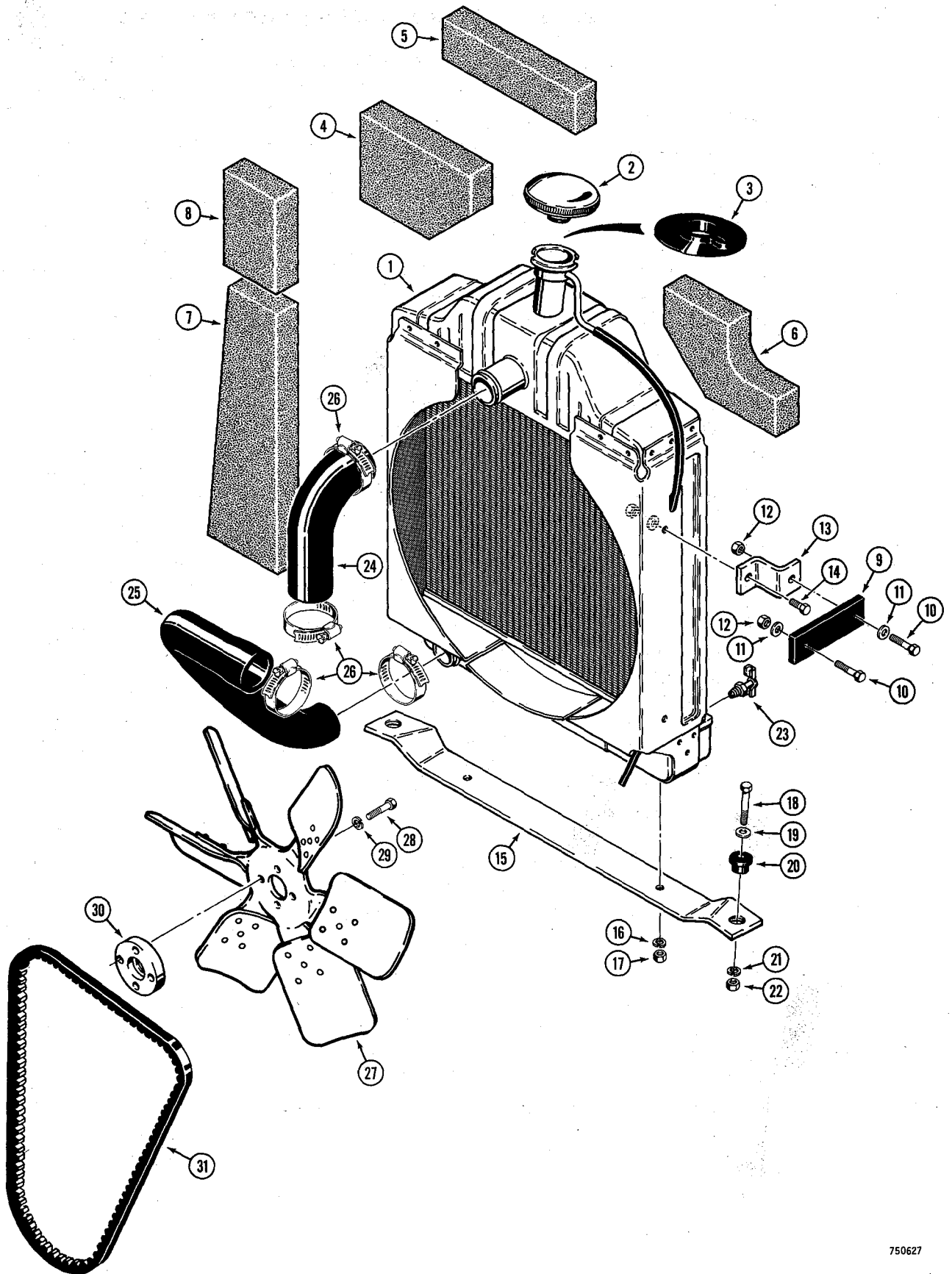
REF.	PART NO.	DESCRIPTION	REQ'D
	G 44891	SOLENOID ASSY. - (See Note) . . . . .	1
2	NSS	CASE ASSY. . . . .	1
3	A 40221	SPRING - plunger return . . . . .	1
4	A 42061	CONTACT ASSY. . . . .	1
5	A 42059	SPRING - contact return . . . . .	1
6	A 42060	BLADE - contact . . . . .	1
7	NSS	COVER - solenoid contact & terminals . . . . .	1
8	NSS	GASKET - cover to solenoid . . . . .	1
9	129- 16	NUT - #8-32 hex. . . . .	2
10	192- 16	WASHER - #8 lock . . . . .	2
11	129- 143	NUT - 3/8" N.C. hex. . . . .	2
12	192- 21	WASHER - 3/8" lock . . . . .	1

NOTE: SEE DELCO-REMY DEALER FOR PARTS  
ILLUSTRATED BUT NOT LISTED



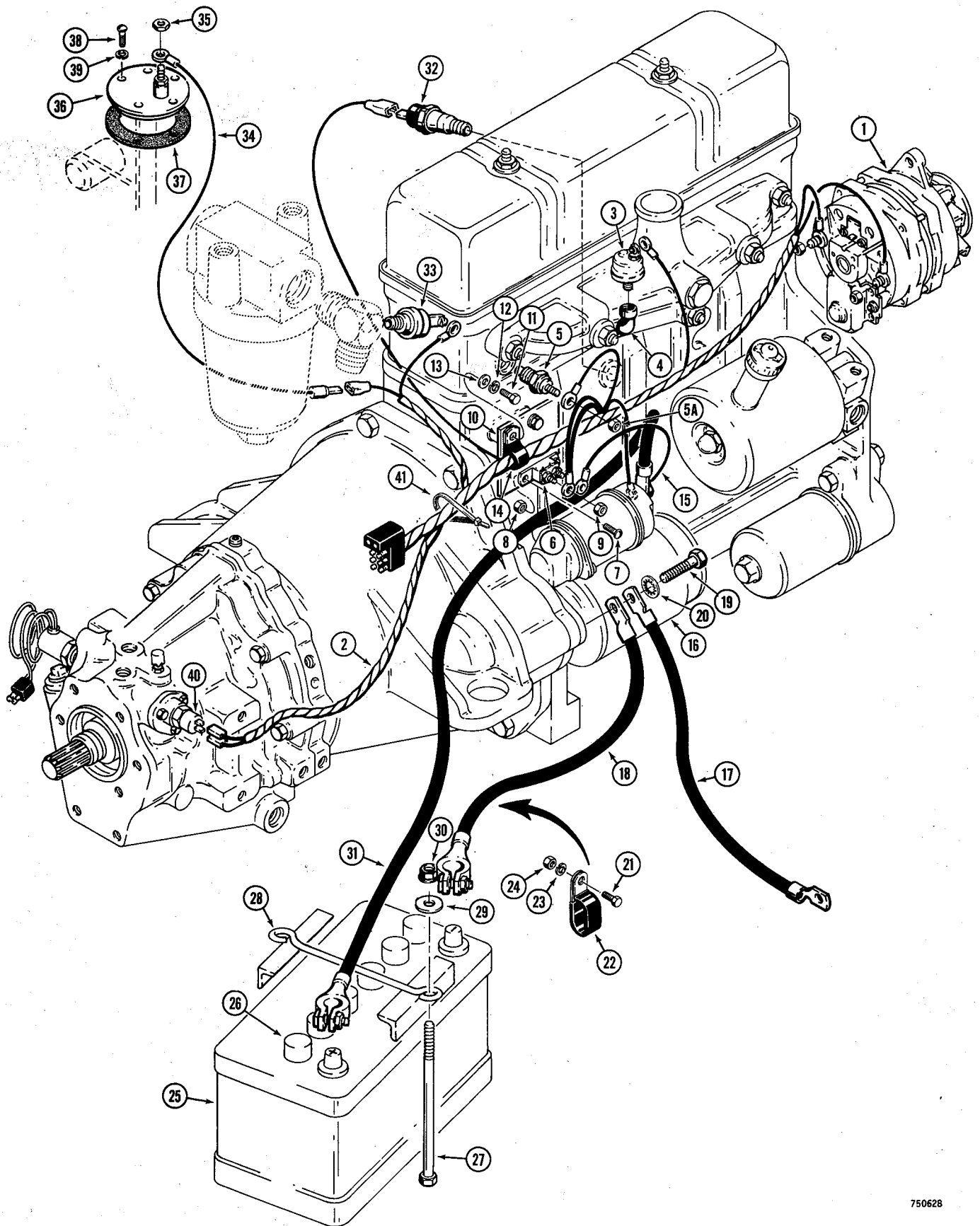
(207) DIESEL ENGINE  
A38815 ALTERNATOR

REF.	PART NO.	DESCRIPTION	REQ'D
1	A 38815	ALTERNATOR ASSY. - (Prestolite #ALK-7314) (production only - includes pulley & regulator) (order 1-A42776, 1-A42777 & 1-A44543) . . . . .	1
	A 42776	ALTERNATOR ASSY. - (Prestolite #ALK-6314-S) . . . . .	1
2	A 40581	PACKAGE - nut & washer, pulley retaining . . . . .	1
3	A 41066	FAN - ventilating . . . . .	1
4	A 41078	SPACER - fan . . . . .	1
5	A 41081	PACKAGE - thru bolt & washer (Set of 4) . . . . .	1
6	A 42262	HEAD ASSY. - drive end . . . . .	1
7	A 42263	BEARING - ball (21/32 x 1-9/16 x 15/32") . . . . .	1
8	NSS	RING - snap, bearing retaining . . . . .	1
9	A 42268	PACKAGE - seal & retainers . . . . .	1
10	NSS	RETAINER - felt seal, outer . . . . .	1
11	NSS	SEAL - felt . . . . .	1
12	NSS	RETAINER - felt seal, inner . . . . .	1
14	A 42774	ROTOR ASSY. . . . .	1
16	A 41077	BEARING ASSY. - (9/16 x 1-3/16 x 11/32") . . . . .	1
17	126- 112	KEY - pulley & fan (#6 Woodruff) . . . . .	1
18	A 41079	STATOR ASSY. . . . .	1
19	A 41065	PACKAGE - wire eyelets (Set of 6) . . . . .	1
	A 42771	PACKAGE - terminal studs . . . . .	1
23	NSS	STUD - battery terminal . . . . .	1
24	NSS	STUD - auxiliary terminal . . . . .	1
25	NSS	BUSHING - insulation, battery terminal . . . . .	1
26	NSS	BUSHING - insulating, auxiliary terminal . . . . .	1
27	NSS	WASHER - insulating, battery terminal . . . . .	1
28	NSS	WASHER - plain, battery terminal . . . . .	1
29	NSS	WASHER - insulating, auxiliary terminal . . . . .	1
30	NSS	WASHER - plain, auxiliary terminal . . . . .	1
31	A 42773	HEAT SINK - rectifier . . . . .	1
32	NSS	DIODE - positive (color coded w/red mark) . . . . .	3
33	A 42261	DIODE - output (Set of 2)(Color coded w/black mark) . . . . .	1
34	A 42772	HEAD ASSY. - slip ring end . . . . .	1
36	A 41072	"O" RING - sealing (1-3/16 x 1-5/16 x 1/16") . . . . .	1
37	A 44180	DIODE - negative (color coded w/black mark)(Set of 4) . . . . .	1
38	A 42266	PACKAGE - plugs (Set of 10) . . . . .	UAR
39	A 43952	BRUSH & HOLDER ASSY. . . . .	1
44	A 41073	INSULATION - brush holder cover . . . . .	1
45	187- 1012	SCREW - brush holder (#10-24 x 3/8" rd. hd.) . . . . .	2
46	92- 3	WASHER - #10 lock . . . . .	8
47	129- 665	NUT - #10 N.F. hex., jam . . . . .	2
48	92- 4	WASHER - 1/4" lock . . . . .	2
49	131- 902	NUT - 1/4"-28 hex. . . . .	2
55	A 44543	REGULATOR ASSY. - voltage . . . . .	1
56	NSS	SCREW - regulator mounting . . . . .	2
57	NSS	WASHER - lock . . . . .	2
58	NSS	WASHER - plain flat . . . . .	2
59	A 42777	PULLEY - drive . . . . .	1



## RADIATOR, FAN AND MOUNTING PARTS

REF.	PART NO.	DESCRIPTION	REQ'D.
1	D 69077	RADIATOR - engine	1
2	A 39359	CAP - radiator	1
3	D 69037	GROMMET - radiator	1
4	D 69065	BAFFLE - radiator, L.H. (Top)	1
5	D 69067	BAFFLE - radiator, top	1
6	D 69064	BAFFLE - radiator, R.H.	1
7	D 69068	BAFFLE - radiator, side	2
8	D 69066	BAFFLE - radiator, side	2
9	D 35108	STRAP - radiator mounting, side	2
10	13- 620	HHCS - 3/8" - 16 NC x 1-1/4"	4
11	95- 6	WASHER - flat, 3/8"	6
12	131- 652	NUT - hex., lock, 3/8" - 16 NC	6
13	D 68976	BRACKET - radiator mounting	2
14	13- 616	HHCS - 3/8" - 16 NC x 1"	2
15	D 68953	BAR - radiator mounting	1
16	92- 6	WASHER - med. sect. lock, 3/8"	2
17	25- 106	NUT - hex., 3/8" - 16 NC	2
18	13- 636	HHCS - 3/8" - 16 NC x 2-1/4"	2
19	95- 6	WASHER - flat, 3/8"	2
20	D 52276	MOUNT - radiator	2
21	92- 6	WASHER - med. sect. lock, 3/8"	2
22	131- 652	NUT - hex., lock (3/8" - 16 NC)	2
23	217- 103	VALVE - water drain	1
24	D 68799	HOSE - radiator, upper	1
25	D 68800	HOSE - radiator, lower	1
26	214- 260	CLAMP - hose	4
27	D 66829	FAN - suction	1
28	13- 524	HHCS - 5/16" - 18 NC x 1-1/2"	4
29	92- 5	WASHER - med. sect. lock, 5/16"	4
30	D 66937	SPACER - fan	1
31	A 20383	BELT - fan	1

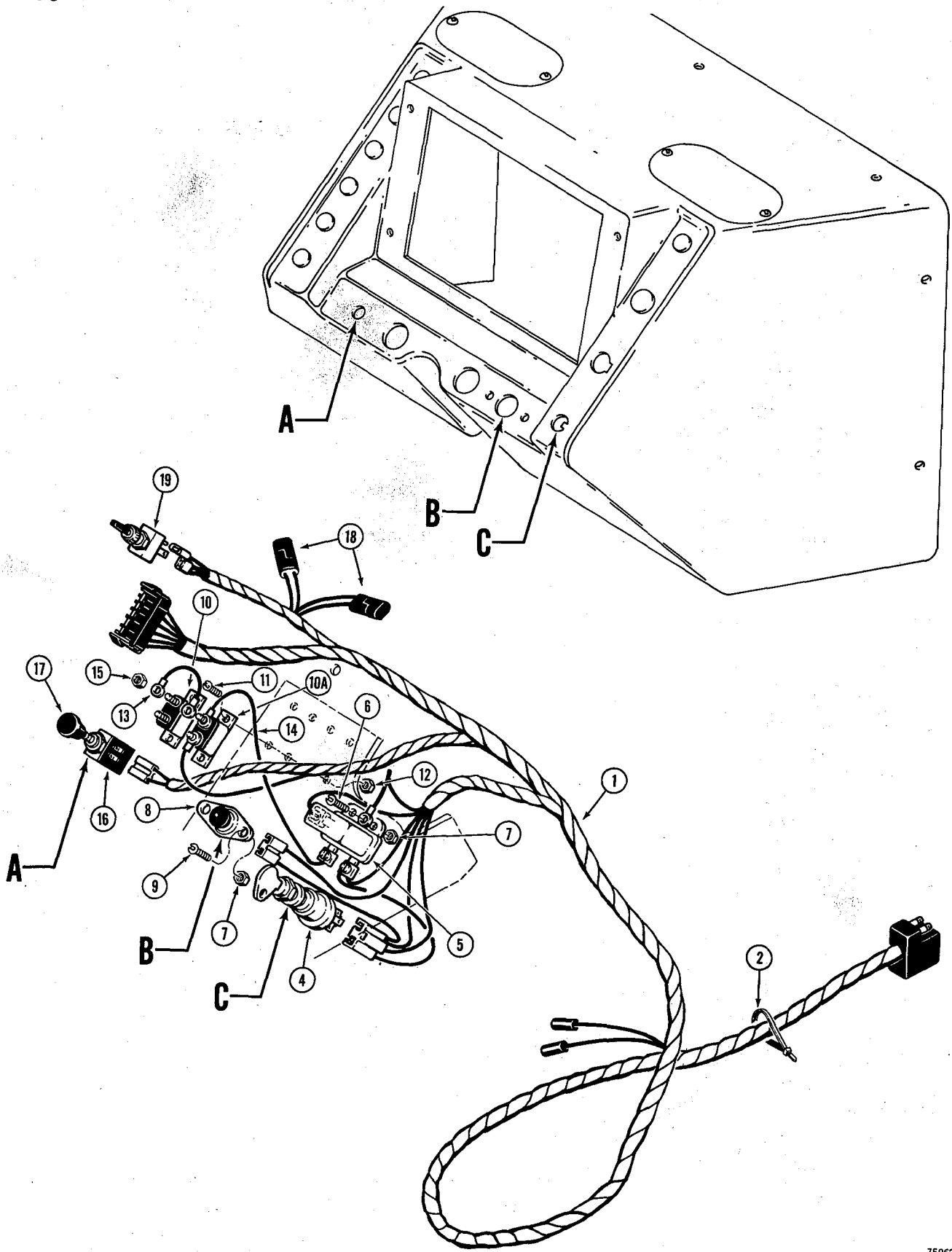




**ELECTRICAL SYSTEM**  
**FRONT HARNESS, ALTERNATOR, STARTER AND BATTERY**

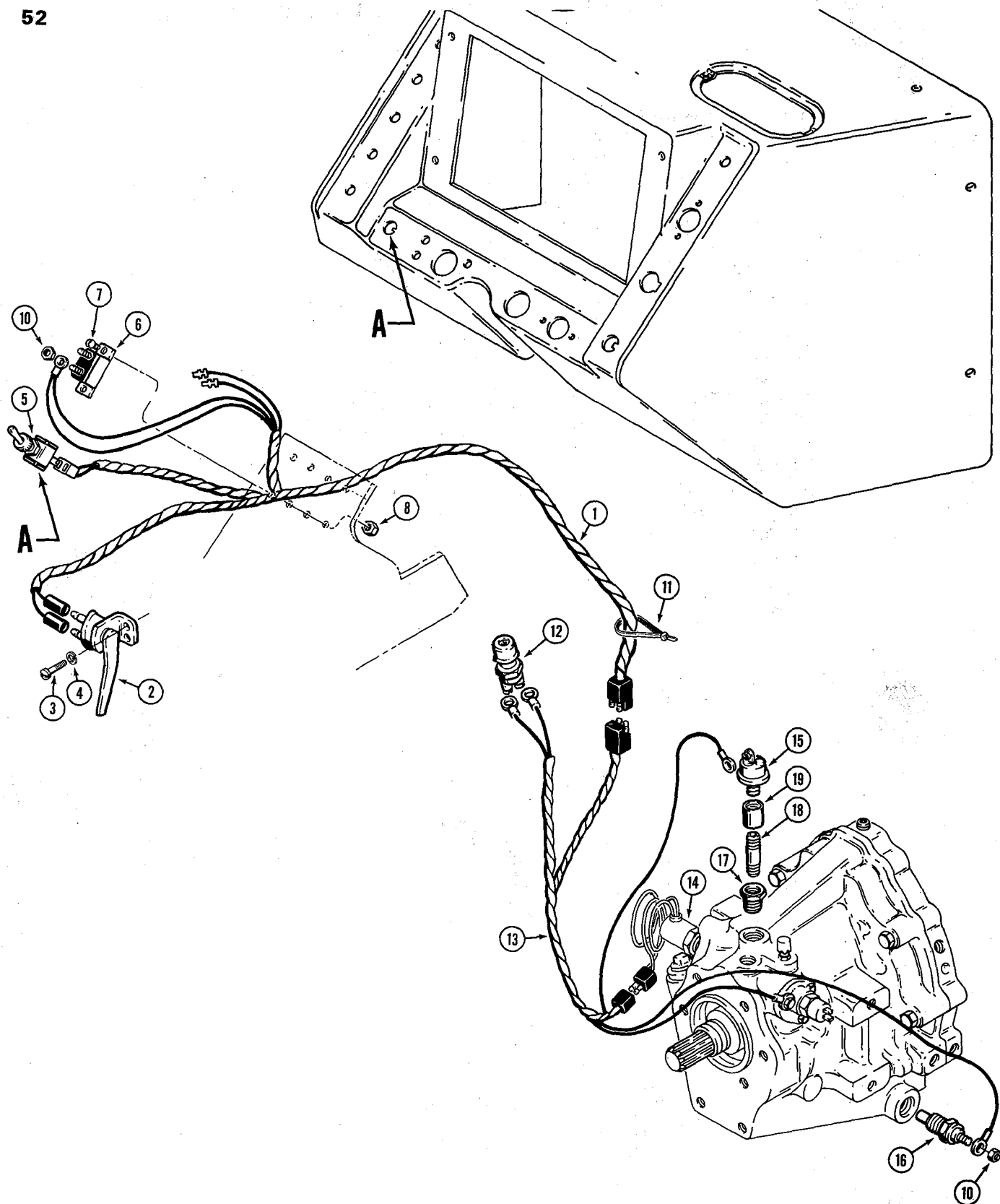
REF.	PART NO.	DESCRIPTION	REQ'D.
1	A 38815	ALTERNATOR - electrical (Parts list page 45)	1
2	D 67879	HARNESS - front	1
3	D 67721	SWITCH - air filter restriction	1
4	221- 374	ELBOW - 90°	1
5	D 65446	SENDER - engine water temperature	1
5A	193- 1000	NUT - lock, #10 - 32 NC	1
6	A 22877	BREAKER - circuit, 40 amp.	1
7	182- 86	SCREW - #8 - 32 NC x 1/2"	2
8	193- 1002	NUT - lock, #8 - 32 NC	2
9	193- 1000	NUT - lock, #10 - 32 NC	2
10	D 67957	PLATE - breaker mounting	1
11	13- 412	HHCS - 1/4" - 20 NC x 3/4"	2
12	92- 4	WASHER - med. sect. lock, 1/4"	2
13	95- 4	WASHER - flat, 1/4"	1
14	49852	CLAMP - harness mounting	1
15	D 67876	WIRE - jumper	1
16	R 29870	STARTER - engine (Parts list page 39 and 41)	1
17	F 10142	WIRE - ground	1
18	D 67874	CABLE - battery, negative terminal	1
19	13- 632	HHCS - 3/8" - 16 NC x 2"	1
20	193- 72	WASHER - shakeproof, 3/8"	1
21	13- 816	HHCS - 1/2" - 13 NC x 1"	2
22	D 34980	CLAMP - battery cable	2
23	92- 8	WASHER - med. sect. lock, 1/2"	2
24	25- 108	NUT - hex., 1/2" - 13 NC	2
25	*A 38411	BATTERY - 12 volt (Service replacement) Must be used with A60553 nonspill caps	1
26	A 60553	CAP - battery, nonspill	6
27	115- 214	HHCS - 3/8" - 16 NC x 9-1/2"	2
28	D 55559	HOLDDOWN - battery	1
29	195- 25	WASHER - flat, 3/8"	2
30	131- 652	NUT - hex., special (3/8" - 16 NC)	2
31	D 67873	CABLE - battery, positive	1
32	D 63294	SWITCH - oil pressure	1
33	D 65458	SWITCH - oil filter restriction	1
34	D 67875	WIRE - fuel sender	1
35	193- 1000	NUT - lock, #10 - 32 NC	1
36	D 63293	SENDER - fuel	1
37	A 11822	GASKET - fuel sender	1
38	182- 143	SCREW - #10 - 32 NC x 3/8"	5
39	92- 3	WASHER - med. sect. lock, 3/16"	5
40	D 72823	SWITCH - neutral start (Power shuttle)	1
40	A 139078	SWITCH - neutral start (Mechanical shuttle)	1
41	L 11541	STRAP - wire harness	1

\*NOTE: When replacing battery, conventional caps must be removed and replaced by (6) A60553 nonspill caps, Nonspill caps can be removed from existing battery and reused or new nonspill caps can be ordered.



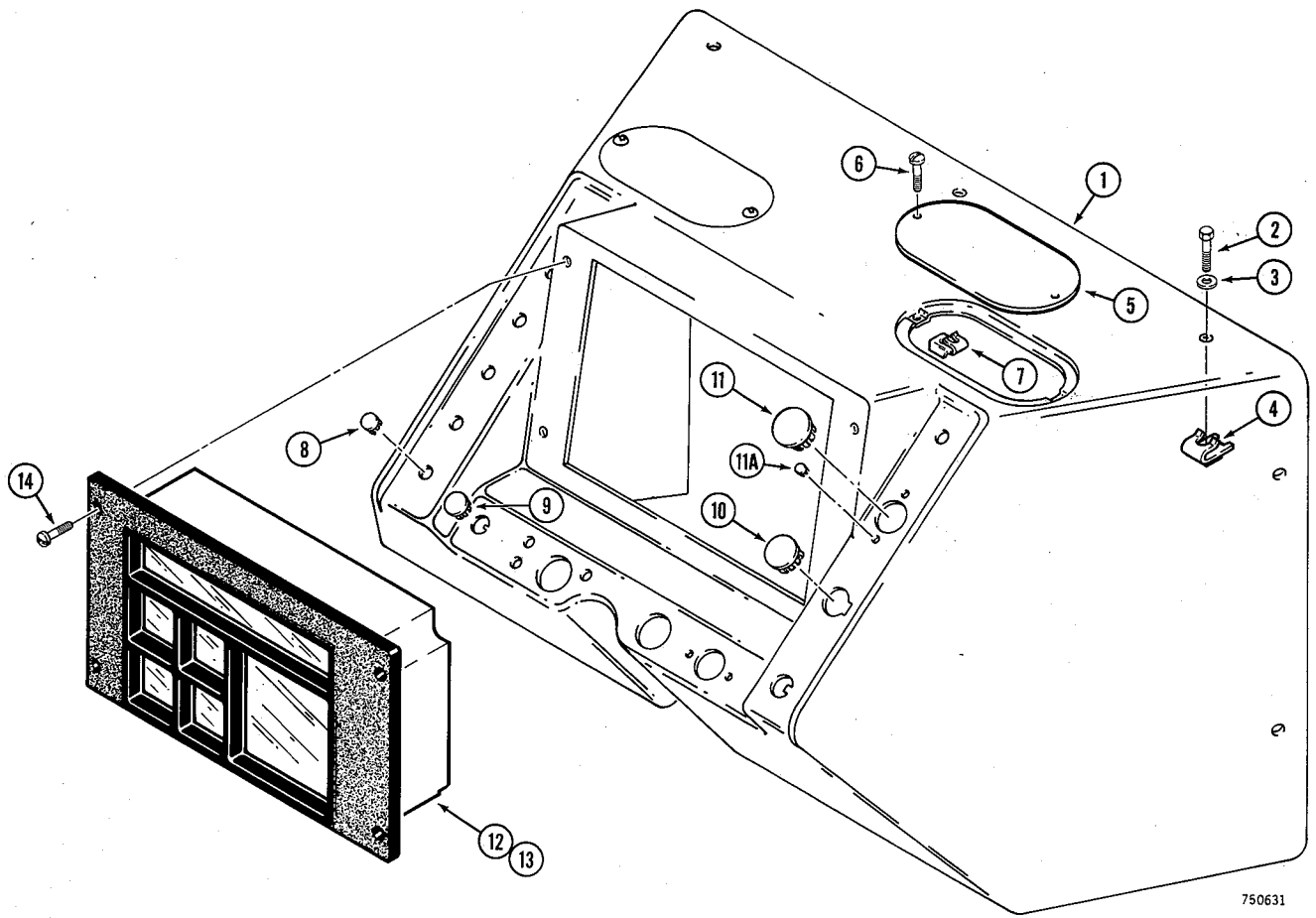
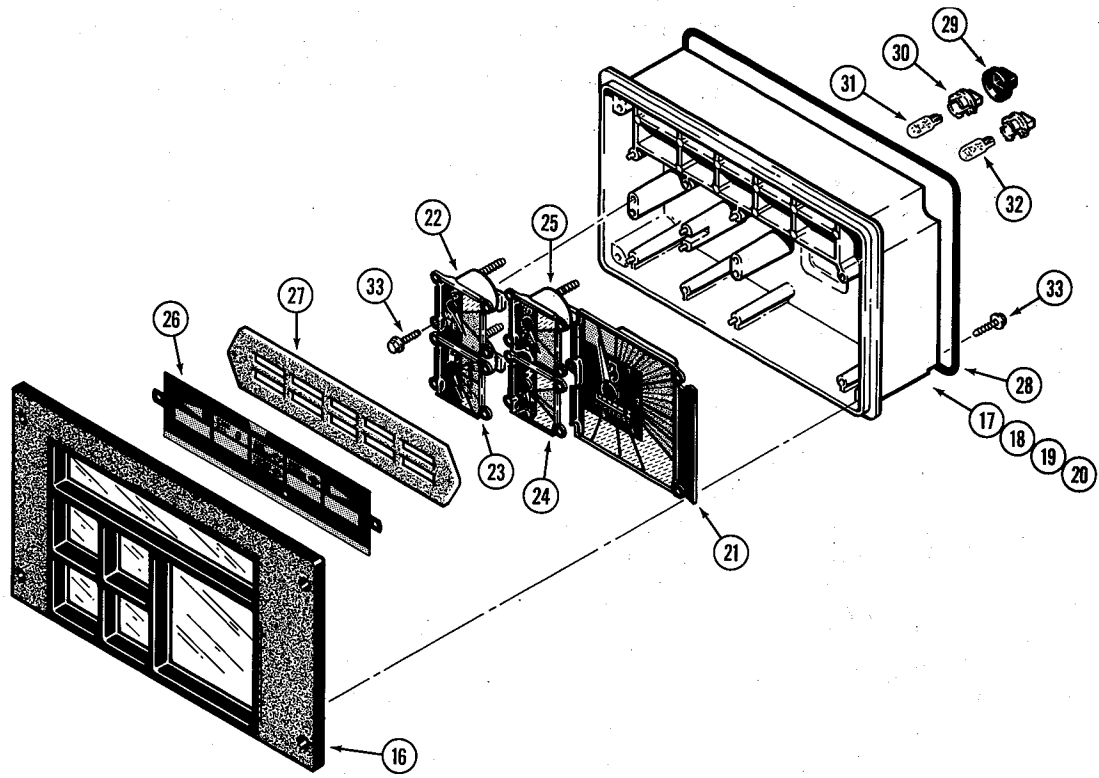
**ELECTRICAL SYSTEM  
MAIN HARNESS AND INSTRUMENT PANEL**

REF.	PART NO.	DESCRIPTION	REQ'D.
1	D 67956	HARNESS - main	1
2	L 11541	STRAP - harness	2
3		RESERVED	
4	D 67148	SWITCH - ignition	1
5	L 11508	RELAY - electrical	1
6	182- 147	SCREW - #10 - 32 NF x 3/4"	2
7	193- 1000	NUT - lock, #10 - 32 NF	4
8	D 67872	SWITCH - push button starter	1
9	182- 528	SCREW - #10 - 32 NF x 1/2"	2
10	D 37252	BREAKER - circuit, 10 amp.	1
10A	D 37203	BREAKER - circuit, 15 amp.	1
11	182- 86	SCREW - #8 - 32 NC x 1/2"	4
12	193- 1002	NUT - lock, #8 - 32 NC	4
13	D 67962	WIRE - jumper, breaker (Not used on dry clutch models)	1
14	D 67961	WIRE - jumper breaker to relay	1
15	193- 1000	NUT - lock, #10 - 32 NF	4
16	D 67146	SWITCH - light	1
17	D 95781	KNOB - light switch	1
18	L 11760	DIODE - switch protecting	2
19	D 67743	SWITCH - tell-tale	1



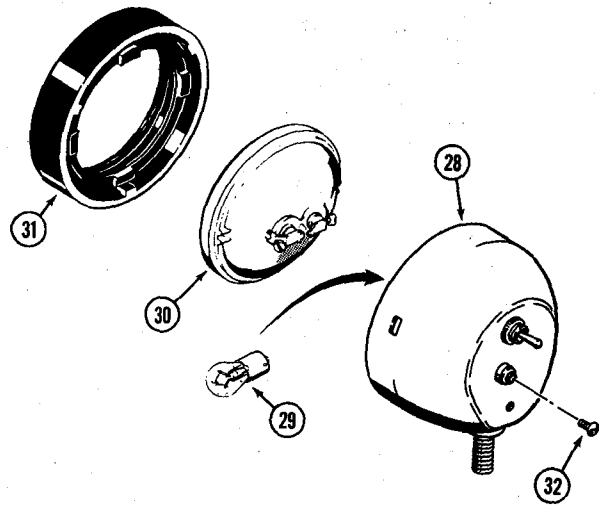
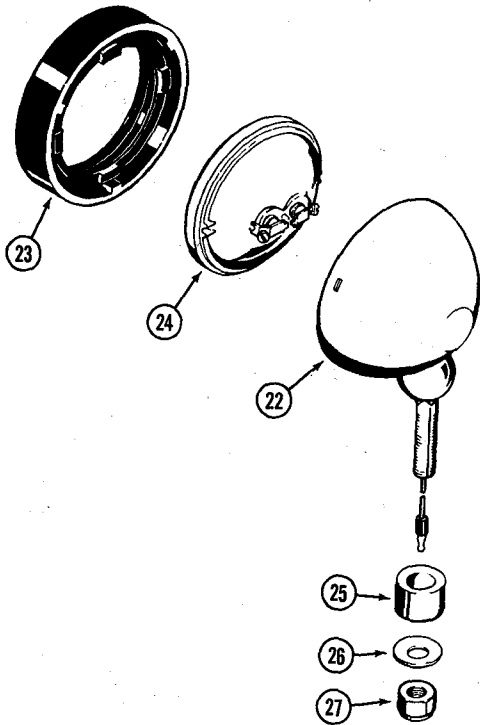
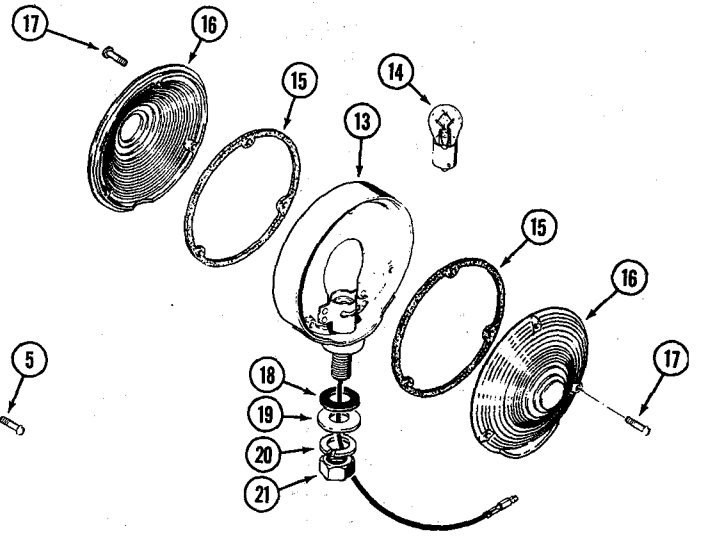
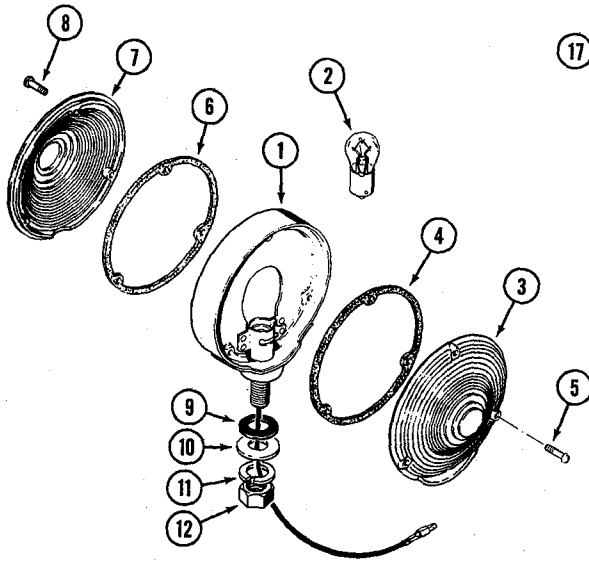
**ELECTRICAL SYSTEM**  
**CLUTCH CUTOUT CIRCUIT AND POWER SHUTTLE CONNECTIONS**

REF.	PART NO.	DESCRIPTION	REQ'D.
1	D 67877	HARNESS - clutch cutout, upper . . . . .	1
2	A 33977	SWITCH - clutch cutout, brake actuated . . . . .	1
3	182- 528	SCREW - #10 - 32 NF x 1/2" . . . . .	2
4	92- 3	WASHER - med. sect. lock, 3/16" . . . . .	2
5	D 67251	SWITCH - clutch cutout, dash mounted . . . . .	1
6	D 37252	BREAKER - circuit, 10 amp. . . . .	1
7	182- 86	SCREW - #8 - 32 NC x 1/2" . . . . .	2
8	193- 1002	NUT - lock, #8 - 32 NC . . . . .	2
9		RESERVED	
10	193- 1000	NUT - lock, #10 - 32 NF . . . . .	3
11	L 11541	STRAP - harness retaining . . . . .	1
12	D 71139	SWITCH - clutch cutout, floor mounted . . . . .	1
13	D 67878	HARNESS - clutch cutout, lower . . . . .	1
14	D 67903	SOLENOID - clutch cutout, at shuttle . . . . .	1
15	D 65457	SWITCH - transmission pressure . . . . .	1
16	D 65446	SENDER - transmission temperature . . . . .	1
17	221- 52	BUSHING - reducing, 3/8" x 1/8" . . . . .	1
18	221- 103	NIPPLE - pipe, 1/8" x 1" . . . . .	1
19	221- 326	COUPLING - nipple to transmission pressure switch . . . . .	1



## INSTRUMENT PANEL AND CLUSTER

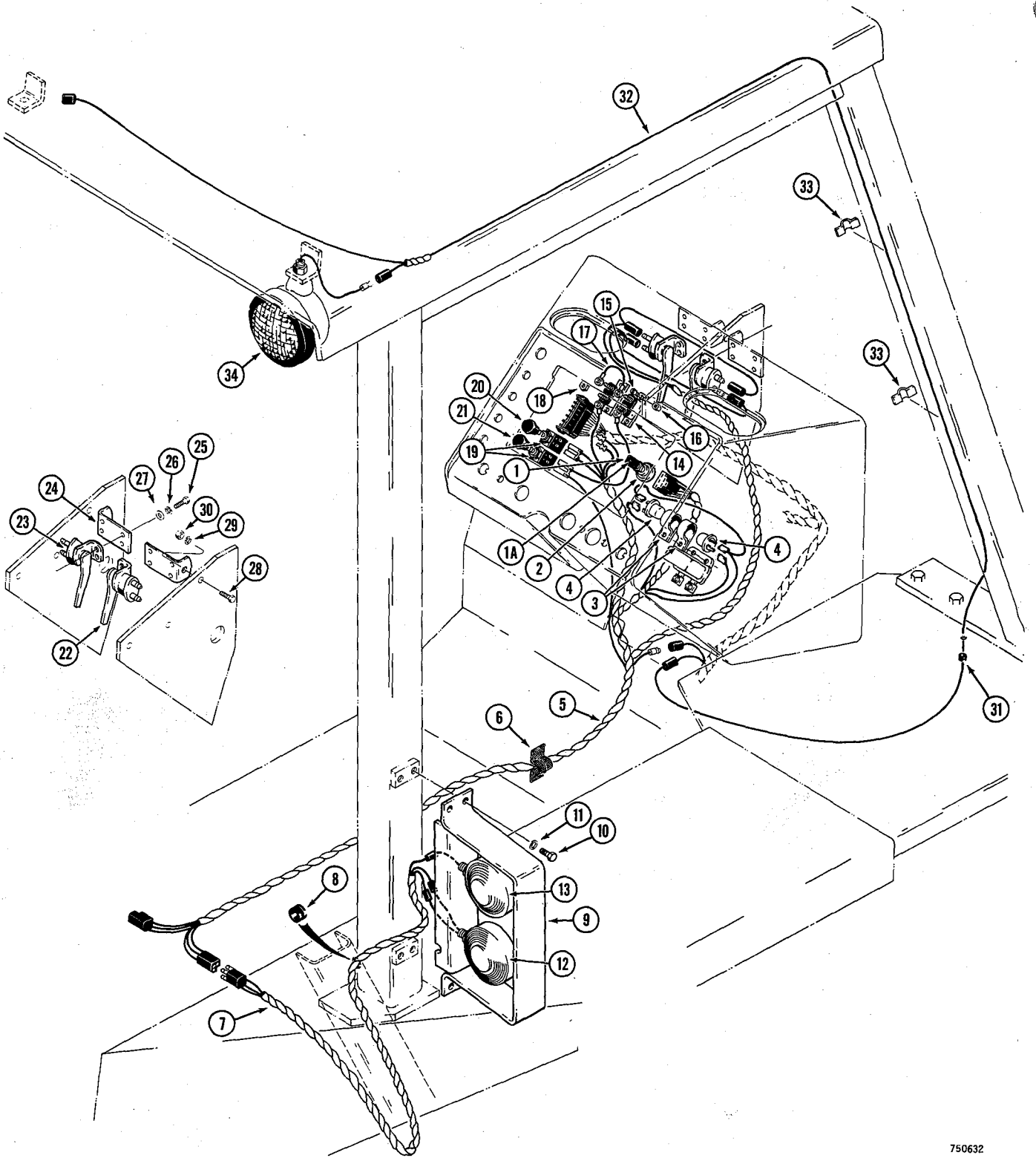
REF.	PART NO.	DESCRIPTION	REQ'D.
1	D 72863	PANEL - instrument, dashboard . . . . .	1
2	113- 102	HHCS - 5/16" - 18 NC x 3/4" . . . . .	7
3	195- 521	WASHER - flat, 5/16" . . . . .	7
4	131- 637	NUT - "J" type, 5/16" - 18 NC . . . . .	7
5	D 67695	COVER - access hole . . . . .	2
6	182- 516	SCREW - #10 - 24 NC x 1/2" . . . . .	4
7	131 <del>2</del> 619	NUT - "J" type, #10 - 24 NC . . . . .	4
8	353- 402	PLUG - button . . . . .	5
9	205- 24	PLUG - button, used on dry clutch models only . . . . .	1
10	205- 32	PLUG - button . . . . .	1
11	205- 48	PLUG - button . . . . .	1
11A	205- 73	PLUG - button . . . . .	2
12	D 64276	CLUSTER - instrument (Used on Power shuttle models) Parts list below . . . . .	1
13	D 67149	CLUSTER - instrument (Used on Dry clutch models) Parts list below . . . . .	1
14	182- 516	SCREW - #10 - 24 NC x 1/2" . . . . .	4
15		RESERVED	
	D 64276	CLUSTER - instrument . . . . .	1
	D 67149	CLUSTER - instrument . . . . .	1
16	D 71334	LENS - identification . . . . .	1
	D 71335	CASE ASSEMBLY - cluster . . . . .	1
17	NSS	CASE - cluster . . . . .	1
18	NSS	CIRCUIT BOARD - printed . . . . .	1
19	NSS	CLIP - gauges . . . . .	12
20	NSS	GASKET - case . . . . .	1
21	D 71336	TACHOMETER - engine, R. P. M. . . . .	1
22	D 71337	GAUGE - water temperature . . . . .	1
23	D 71338	GAUGE - fuel level . . . . .	1
24	D 71339	GAUGE - voltmeter . . . . .	1
25	D 71340	GAUGE - oil temperature (Used on power shuttle models only) . . . . .	1
26	D 71341	LENS - telltale light . . . . .	1
27	D 71342	GASKET - lens . . . . .	1
28	D 71343	GASKET - cluster . . . . .	2
29	D 71344	BOOT - socket . . . . .	3
30	L 35949	SOCKET - lamp, green . . . . .	9-10
31	D 71346	LAMP - cluster (#194) . . . . .	6-7
32	W 10478	LAMP - cluster (#168) . . . . .	3
33	164- 15	SCREW - #6 x 3/4" . . . . .	4





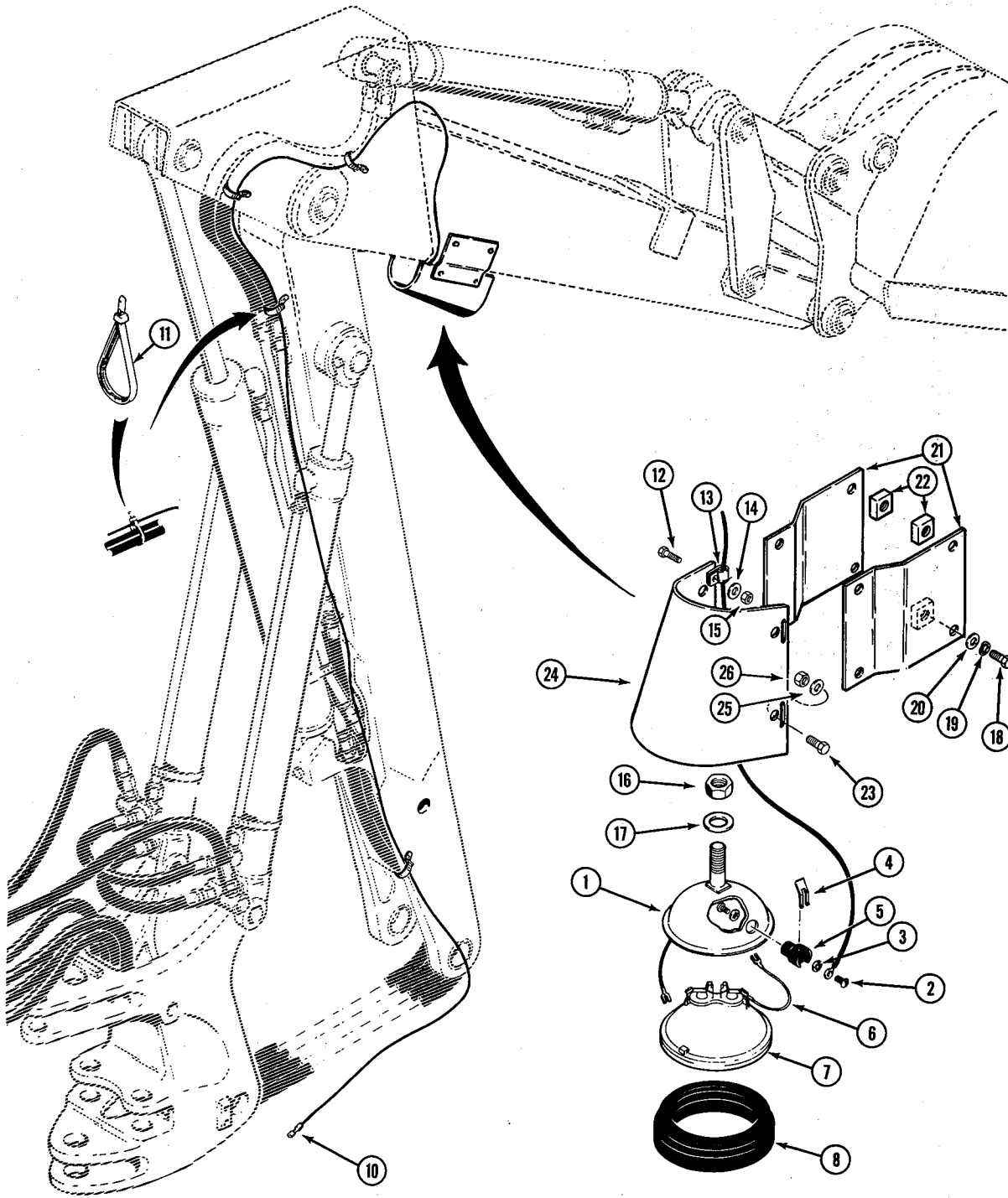
## LIGHTS

REF.	PART NO.	DESCRIPTION	REQ'D.
<b>D49733 STOP AND TAILLIGHT</b>			
	D 49733	LIGHT ASSEMBLY - stop and tail . . . . .	2
1	NSS	BODY - light, stop and tail . . . . .	1
2	T 34857	BULB - light, 12 volt . . . . .	1
	L 32213	LENS KIT - replacement, red . . . . .	1
3	NSS	LENS - red . . . . .	1
4	NSS	GASKET - lens . . . . .	1
5	173- 279	SCREW - #6 - 32 NC x 5/8" . . . . .	3
	L 32214	LENS KIT - replacement, amber . . . . .	1
6	NSS	GASKET - lens . . . . .	1
7	NSS	LENS - amber . . . . .	1
8	173- 279	SCREW - #6 - 32 NC x 5/8" . . . . .	3
9	L 32256	BUSHING - rubber . . . . .	1
10	195- 105	WASHER - plain (1/2") Zinc plated . . . . .	2
11	192- 23	WASHER - med. sect. lock (1/2") Zinc plated . . . . .	1
12	129- 125	NUT - hex., lock (1/2" - 20 NF) Zinc plated . . . . .	1
<b>D49734 SIGNAL AND FLASHER LIGHT</b>			
	D 49734	LIGHT ASSEMBLY - signal and flasher . . . . .	2
13	NSS	BODY - light, signal and flasher . . . . .	1
14	A 41264	BULB - light, 12 volt . . . . .	1
	L 32214	LENS KIT - replacement . . . . .	2
15	NSS	GASKET - lens . . . . .	1
16	NSS	LENS - amber . . . . .	1
17	173- 279	SCREW - #6 - 32 NC x 5/8" . . . . .	3
18	L 32256	BUSHING - rubber . . . . .	1
19	195- 105	WASHER - plain (1/2") Zinc plated . . . . .	2
20	192- 23	WASHER - med. sect. lock (1/2") Zinc plated . . . . .	1
21	129- 125	NUT - hex., lock (1/2" - 20 NF) Zinc plated . . . . .	1
<b>D49976 REAR FLOOD LIGHT</b>			
	D 49976	LIGHT ASSEMBLY - rear flood . . . . .	2
22	NSS	BODY - light . . . . .	1
23	A 25213	RETAINER - light, rubber . . . . .	1
24	A 24572	LIGHT - sealed beam . . . . .	1
25	D 37048	BUSHING - pivot . . . . .	1
26	195- 106	WASHER - plain . . . . .	1
27	131- 9	NUT - hex., lock (1/2" - 20 NF) . . . . .	1
<b>D70115 FLOOD AND TAIL LIGHT</b>			
	D 70115	LAMP ASSEMBLY - flood and tail . . . . .	1
28	NSS	SHELL - lamp . . . . .	1
29	33686	BULB - tail . . . . .	1
30	D 71409	SEALED BEAM - lamp . . . . .	1
31	A 25213	RETAINER - sealed beam . . . . .	1
32	193- 543	SCREW - #8 - 32 NC x 3/8" . . . . .	1



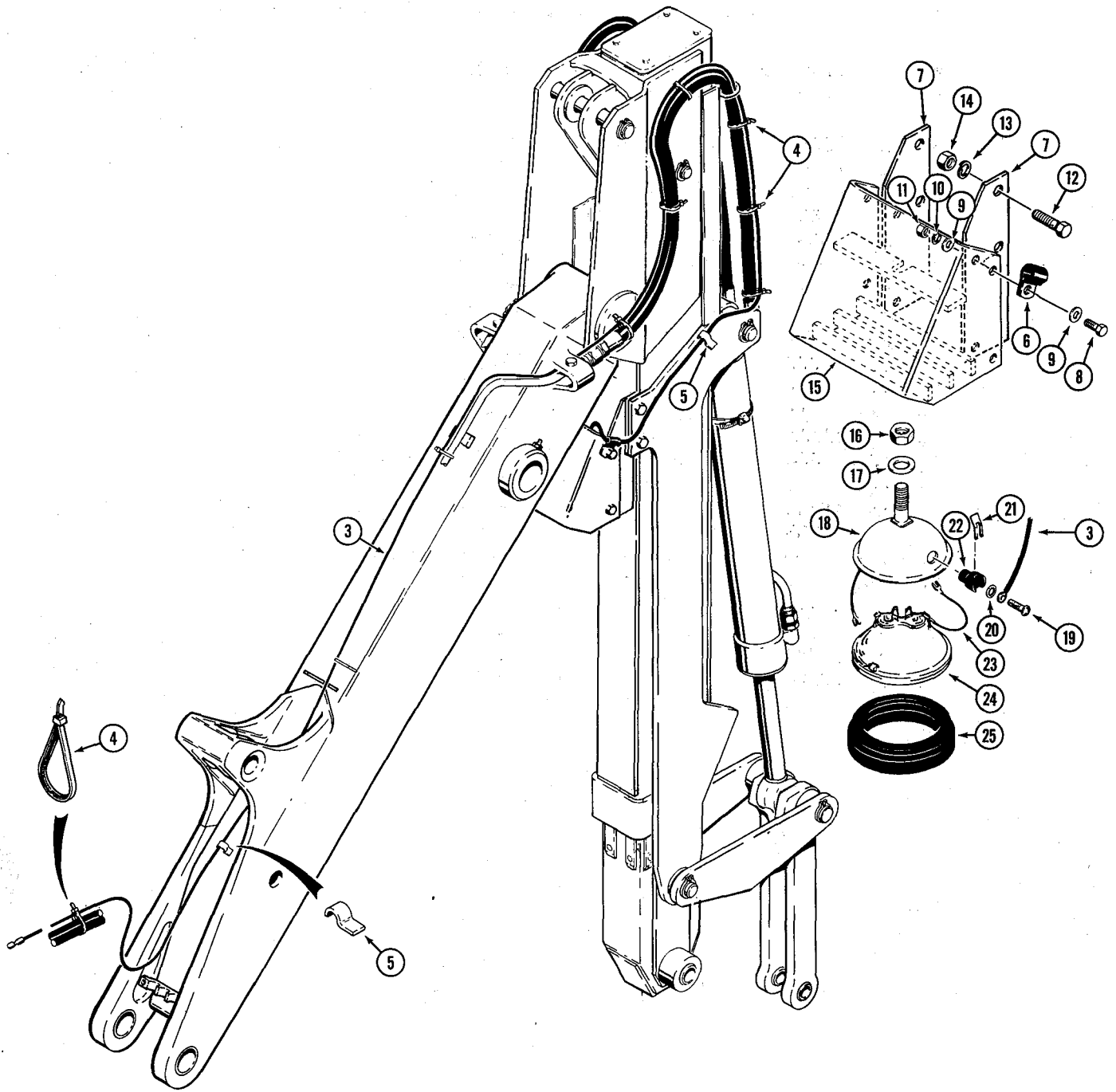
## OPTIONAL REAR LIGHTS

REF.	PART NO.	DESCRIPTION	REQ'D.
1	A 20465	BUTTON - turn signal	1
1A	A 20468	SCREW - button retaining	1
2	D 52008	SWITCH - turn signal	1
3	A 34868	BRACKET - flasher mounting	2
4	A 65550	FLASHER - 12 volt	2
5	D 72921	HARNESS - wiring, optional	1
6	D 70112	CLIP - harness	5
7	D 72920	HARNESS - rear, optional lights	2
8	D 37936	GROMMET - harness	2
9	D 69779	BRACKET - light mounting, rear	2
10	113- 118	HHCS - 5/16" - 18 NC x 5/8" (Plated)	8
11	192- 20	WASHER - med. sect. lock, 5/16" (Plated)	8
12	D 49733	LIGHT - stop and tail (Parts list page 57)	2
13	D 49734	LIGHT - flasher (Parts list page 57)	2
14	D 37203	BREAKER - circuit, 15 amp	2
15	182- 86	SCREW - #8 - 32 NC x 1/2"	4
16	193- 1002	NUT - hex., #8 - 32 NC	4
17	D 67962	WIRE - jumper	1
18	193- 1000	NUT - hex., #10 - 32 NC	4
19	D 67146	SWITCH - light	2
20	D 95783	BUTTON - flood light	1
21	D 95782	BUTTON - flasher	1
22	A 33976	SWITCH - stoplight, R.H.	1
23	A 33977	SWITCH - stoplight, L.H.	1
24	D 70492	BRACKET - brake switch mounting	2
25	173- 221	HHCS - #10 - 32 NF x 7/16" (Plated)	4
26	192- 18	WASHER - med sect lock, #10 (Plated)	4
27	195- 513	WASHER - flat, #10 (Plated)	4
28	13- 416	HHCS - 1/4" - 20 NC x 1"	2
29	92- 4	WASHER - med. sect. lock, 1/4"	2
30	25- 104	NUT - hex., 1/4" - 20 NC	2
31	49561	GROMMET - wire	1
32	D 72923	HARNESS - flood light	1
33	F 93268	CLIP - wire	2
34	D 49976	LIGHT - rear flood (Parts list page 57)	2



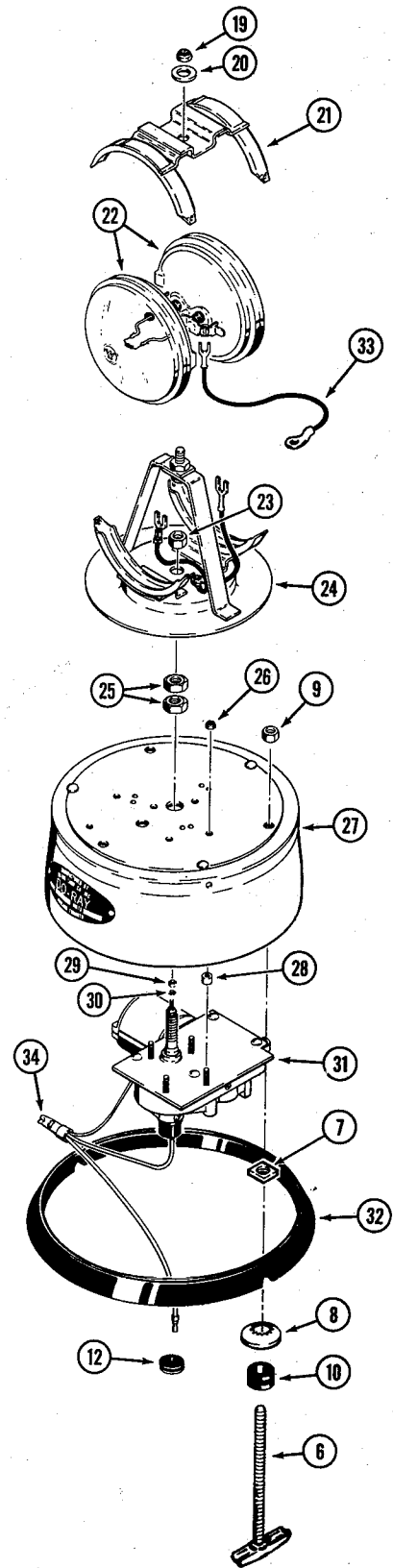
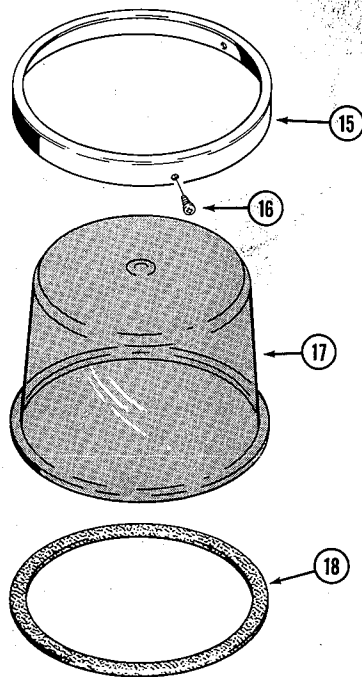
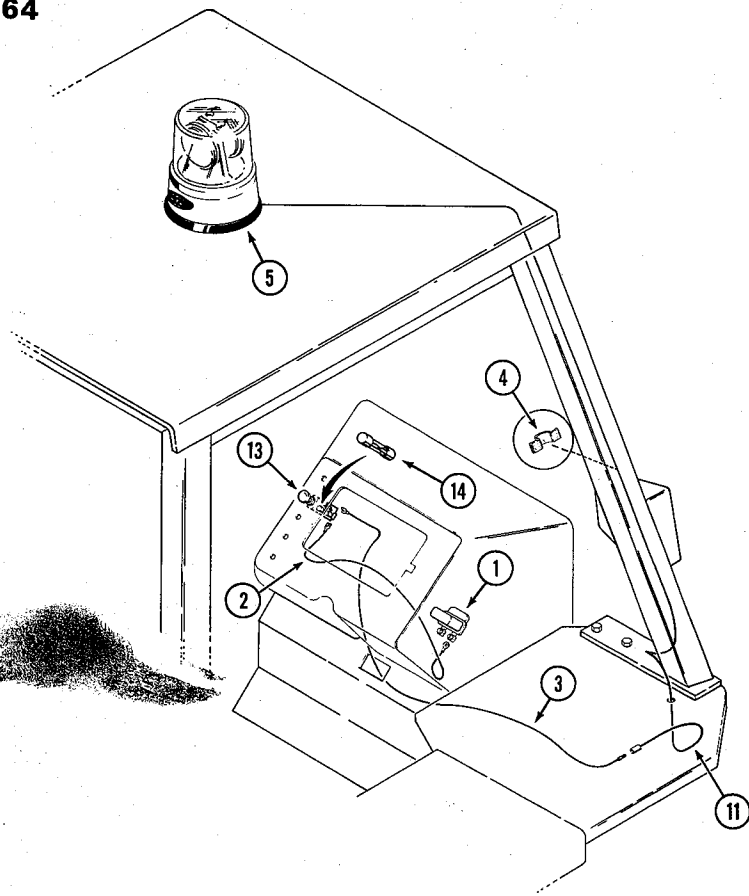
**DIPPER LIGHT  
USED WITH STANDARD DIPPER**

REF.	PART NO.	DESCRIPTION	REQ'D.
	D 37811	LAMP ASSEMBLY - dipper arm . . . . .	1
1	NSS	BODY - lamp . . . . .	1
2	173- 73	SCREW - round head machine (#8 - 32 NC x 1/4") . . . . .	2
3	193- 25	WASHER - lock, #8 (Internal Shakeproof) . . . . .	2
4	10927	SPRING - lamp . . . . .	1
5	B 50293	INSULATOR - lamp . . . . .	1
6	A 25262	WIRE - lamp . . . . .	1
7	D 33182	BULB - seal beam . . . . .	1
8	D 31441	RETAINER - lamp . . . . .	1
9		RESERVED	
10	D 72968	WIRE - console to dipper light . . . . .	1
11	L 11541	STRAP - wire retaining . . . . .	UAF
12	13- 612	HHCS - 3/8" - 16 NC x 3/4" . . . . .	1
13	49853	CLAMP - wire, at dipper . . . . .	1
14	195- 25	WASHER - plain (3/8") . . . . .	1
15	131- 652	NUT - hex., lock (3/8" - 16 NC) . . . . .	1
16	131- 654	NUT - hex., lock (1/2" - 13 NC) . . . . .	1
17	195- 33	WASHER - plain (1/2") . . . . .	1
18	13- 612	HHCS - 3/8" - 16 NC x 3/4" . . . . .	4
19	92- 6	WASHER - med. sect. lock (3/8") . . . . .	4
20	195- 25	WASHER - plain (3/8") . . . . .	4
21	D 56849	BRACKET - support, light shield . . . . .	2
22	D 30458	BLOCK - tapped (Welded to dipper) . . . . .	4
23	13- 616	HHCS - 3/8" - 16 NC x 1" . . . . .	4
24	D 41427	SHIELD - dipper light . . . . .	1
25	195- 25	WASHER - plain (3/8") . . . . .	4
26	131- 652	NUT - hex., lock (3/8" - 16 NC) . . . . .	4



**DIPPER LIGHT  
USED WITH FOUR FOOT EXTENDABLE DIPPER**

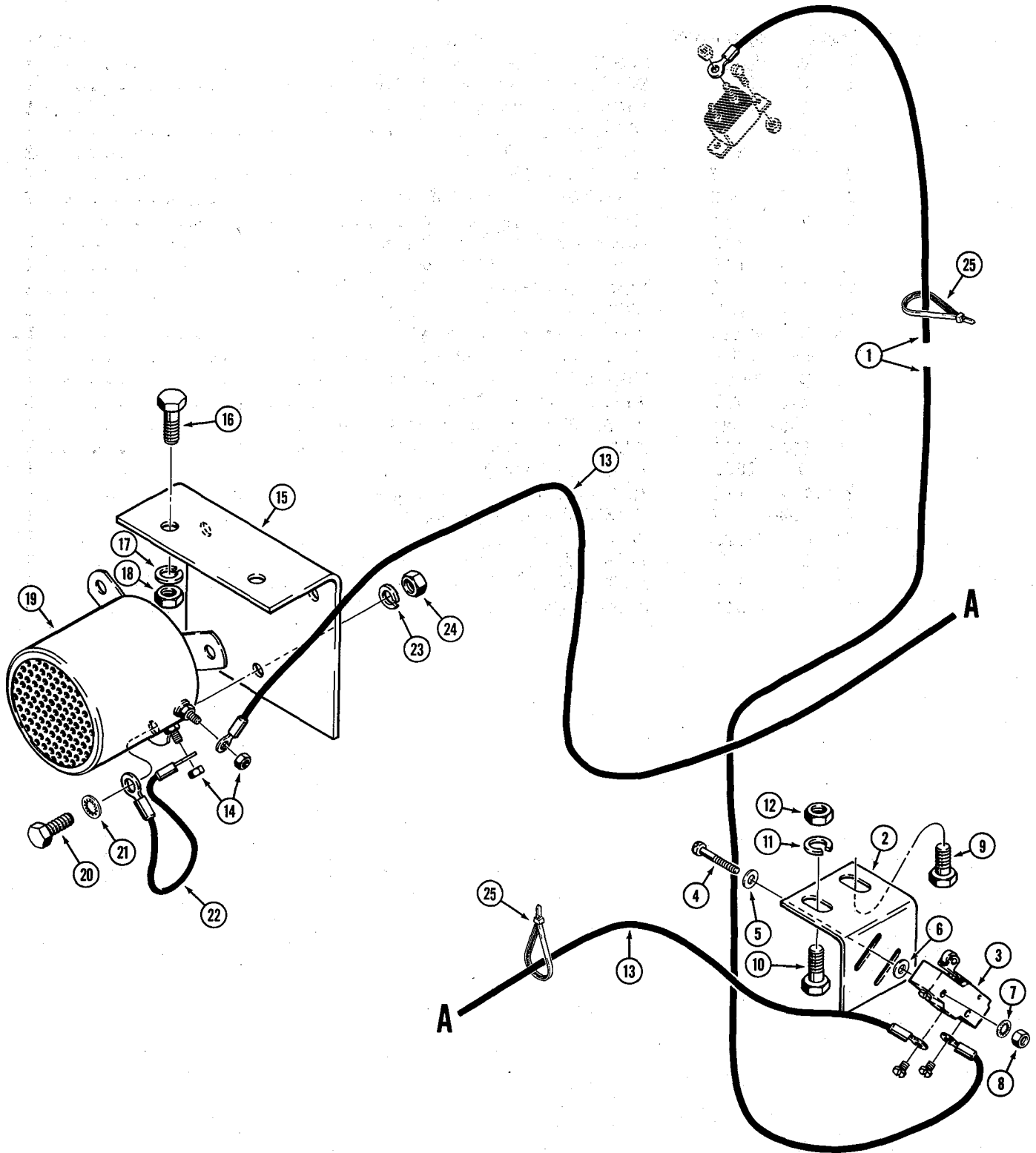
REF.	PART NO.	DESCRIPTION	REQ'D.
1		RESERVED	
2		RESERVED	
3	D 72967	WIRE - rear harness to dipper light . . . . .	1
4	L 11541	STRAP - wire to hose . . . . .	8
5	D 48071	CLAMP - wire to boom and dipper . . . . .	2
6	49859	CLAMP - wire to light housing . . . . .	1
7	D 66561	PLATE - light mounting . . . . .	2
8	13- 620	HHCS - 3/8" - 16 NC x 1-1/4" . . . . .	4
9	195- 33	WASHER - flat, 3/8" . . . . .	8
10	92- 6	WASHER - med. sect. lock, 3/8" . . . . .	4
11	25- 106	NUT - hex, 3/8" - 16 NC . . . . .	4
12	13- 832	HHCS - 1/2" - 13 NC x 2" . . . . .	4
13	92- 8	WASHER - med. sect. lock, 1/2" . . . . .	4
14	25- 108	NUT - hex, 1/2" - 13 NC . . . . .	4
15	D 52591	HOUSING - dipper light . . . . .	1
16	131- 354	NUT - hex, lock (1/2" - 13 NC) . . . . .	1
17	195- 33	WASHER - flat, 1/2" . . . . .	1
	D 37811	LIGHT ASSEMBLY - dipper . . . . .	1
18	NSS	BODY - light . . . . .	1
19	173- 73	SCREW - machine round head (#8 - 32 NC x 1/4") . . . . .	2
20	193- 25	WASHER - lock, internal Shakeproof (#8) . . . . .	2
21	10927	SPRING - light . . . . .	1
22	B 50293	INSULATOR - light . . . . .	1
23	A 25262	WIRE - light . . . . .	1
24	D 33182	BULB - sealed beam . . . . .	1
25	D 31441	RETAINER - light . . . . .	1





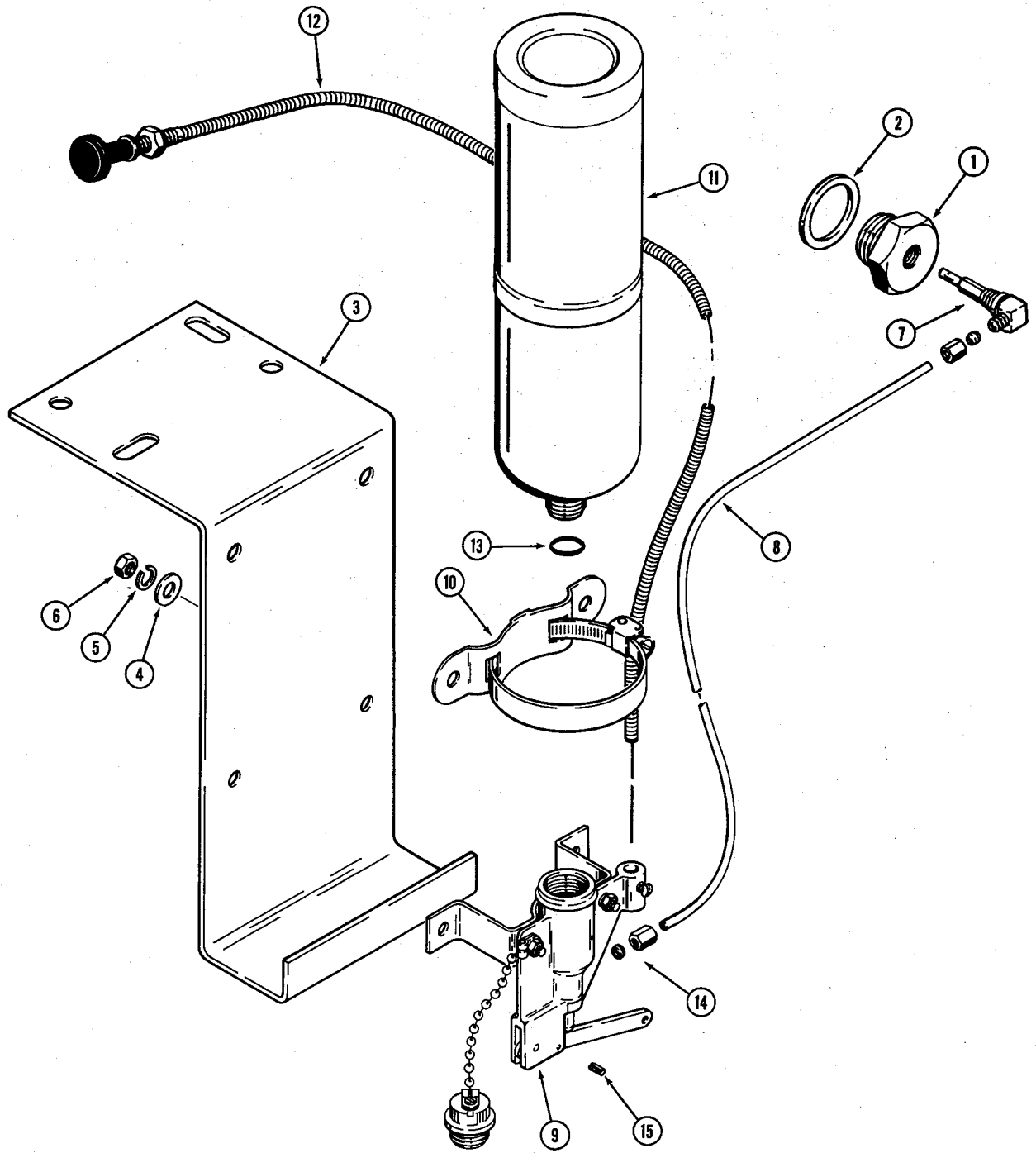
## ROTATING BEACON MOUNTING PARTS

REF.	PART NO.	DESCRIPTION	REQ'D.
1	L 11508	RELAY - electrical	1
2	D 70036	WIRE - relay to beacon switch	1
3	D 70037	WIRE - beacon switch to beacon wire	1
4	F 93268	CLIP - wire	3
5	F 93158	BEACON KIT - rotating, 360° amber	1
	L 35092	MOUNTING PARTS - beacon	1
6	L 35148	BOLT - toggle (#10 - 24)	3
7	129- 47	NUT - square (#10 - 24)	3
8	L 35146	WASHER - lock (#10)	3
9	131- 67	NUT - hex. (#10 - 24)	3
10	F 63115	GROMMET - rubber, beacon mounting	3
11	L 35145	WIRE - beacon to switch (8 ft.)	1
12	A 43211	GROMMET - rubber, beacon wire	1
13	L 16099	SWITCH ASSEMBLY - beacon	1
14	NSS	FUSE - beacon switch	1
	NSS	LAMP ASSEMBLY - rotating beacon (Order F93158)	1
15	L 32219	RING - clamp, lens	1
16	168- 70	SCREW - self-tapping (#8 - 32 NC x 3/8")	3
17	L 32221	LENS - amber	1
18	L 32220	GASKET - lens	1
19	131- 46	NUT - lock (1/4" NC)	1
20	95- 4	WASHER - 5/16" x 3/4" x 1/16"	1
21	L 32222	BRACKET - retainer, sealed beam light	1
22	D 66204	LIGHT - sealed beam	2
23	129- 303	NUT - hex. (3/8" NF) L.H. thread	1
24	L 32224	PLATE - mounting, light	1
25	L 32225	NUT - special brass	2
26	129- 29	NUT - lock (#8 - 32 NC hex.)	4
27	L 32226	BASE - motor and lens	1
28	L 32228	SPACER - motor to base	1
29	129- 3	NUT - hex. (#4 - 40)	2
30	192- 3	WASHER - lock (#4)	1
31	D 65187	MOTOR - electric, 12 volt	1
32	L 32227	GASKET - base	1
33	L 35144	WIRE - ground	1
34	T 29401	NUT - twist-on, wire	1



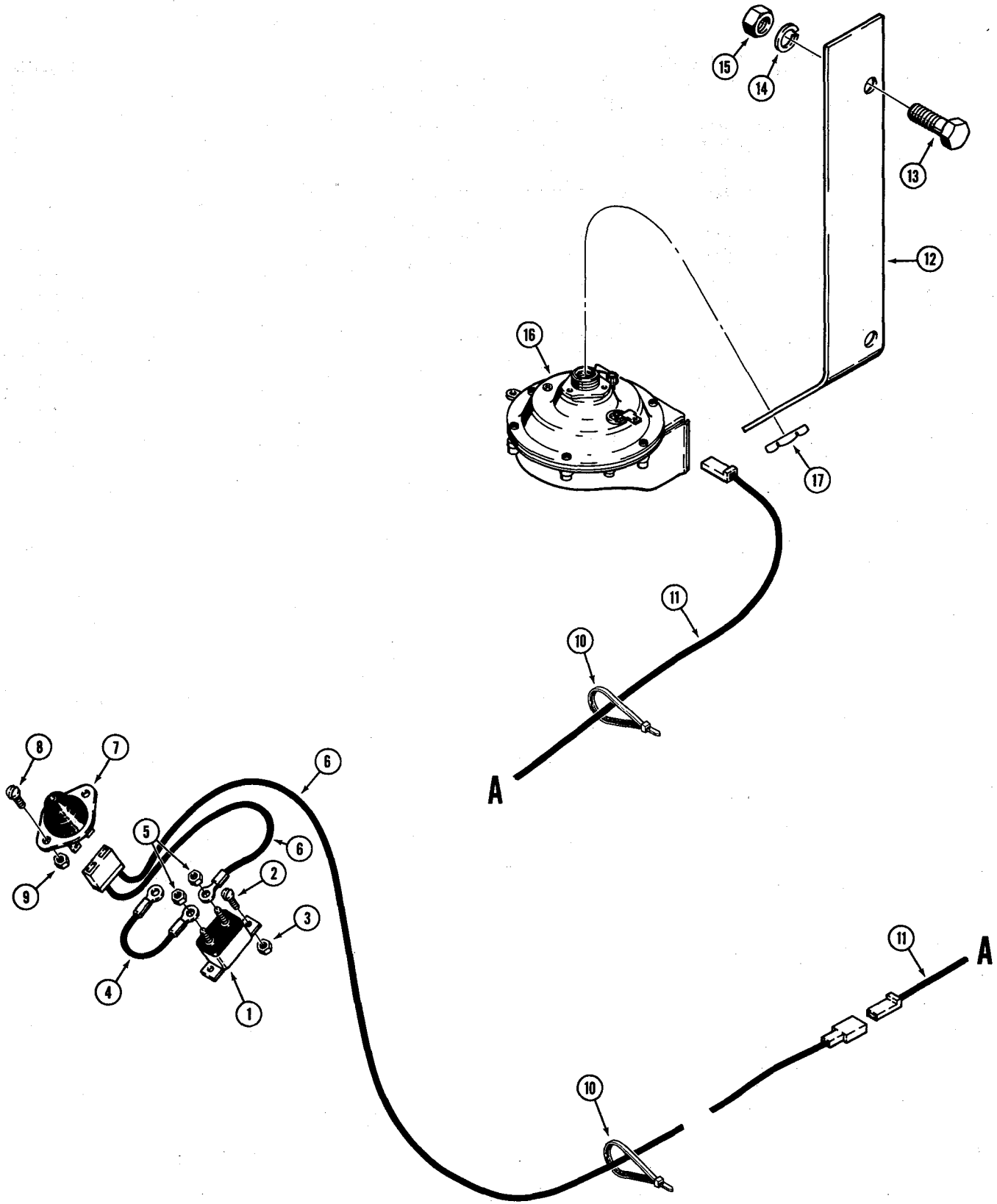
## BACKUP ALARM

REF.	PART NO.	DESCRIPTION	REQ'D.
1	D 70127	WIRE - circuit breaker to switch	1
2	D 70035	BRACKET - switch mounting	1
3	D 40921	SWITCH - backup alarm	1
4	169- 144	SCREW - #6 - 32 NC x 1-1/4"	2
5	195- 507	WASHER - flat, #6	2
6	195- 7	WASHER - flat, #6	2
7	193- 89	WASHER - shakeproof, #6	2
8	129- 15	NUT - hex., #6 - 32 NC	2
9	13- 612	HHCS - 3/8" - 16 NC x 3/4"	1
10	13- 616	HHCS - 3/8" - 16 NC x 1"	1
11	92- 6	WASHER - med. sect. lock, 3/8"	2
12	25- 106	NUT - hex., 3/8" - 16 NC	2
13	D 70126	WIRE - switch to alarm	1
14	193- 1002	NUT - hex., #8 - 32 NC	2
15	D 70026	BRACKET - backup alarm	1
16	113- 207	HHCS - 3/8" - 16 NC x 1"	2
17	192- 21	WASHER - med sect lock, 3/8"	2
18	129- 103	NUT - hex., 3/8" - 16 NC	2
19	D 51820	ALARM - backup	1
20	13- 512	HHCS - 5/16" - 18 NC x 3/4"	3
21	193- 82	WASHER - shakeproof, 5/16"	1
22	D 70125	WIRE - alarm ground	1
23	92- 5	WASHER - med. sect. lock, 5/16"	3
24	25- 105	NUT - hex., 5/16" - 18 NC	3
25	L 11541	STRAP - wire tie	6



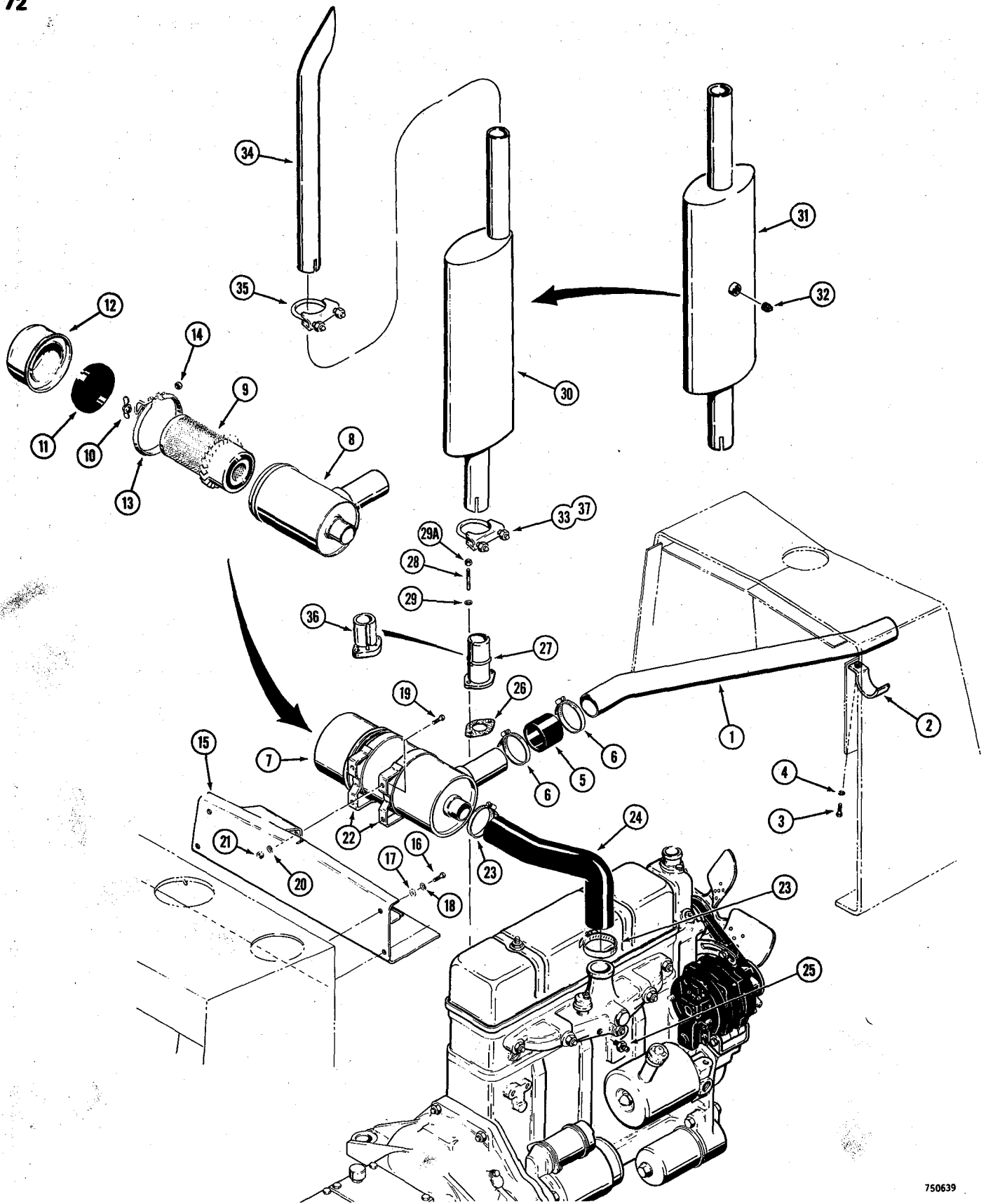
## COLD START SYSTEM

REF.	PART NO.	DESCRIPTION	REQ'D.
1	D 54833	PLUG - manifold	1
2	A 20916	WASHER - special	1
3	D 70731	BRACKET - cold start	1
4	195- 21	WASHER - flat, 5/16"	2
5	92- 5	WASHER - med. sect. lock, 5/16"	2
6	25- 105	NUT - hex., 5/16" - 18 NC	2
	D 70754	KIT - jet start (Machinery item)	1
7	D 55946	JET - cold start (Includes one 1/8" compression fitting)	1
8	D 55947	TUBE - valve to jet, 60" long (Includes two 1/8" compression fittings)	1
9	D 55948	VALVE - actuator	1
10	D 55949	CLAMP - cylinder	1
11	D 55767	CYLINDER - cold start	1
12	D 71332	CABLE - cold start control	1
	D 55951	KIT - cold start overhaul	1
13	NSS	SEAL - "O"ring	2
14	NSS	FITTING - 1/8" compression	1
15	NSS	PIN - drive, 3/32"	1



## ELECTRIC HORN

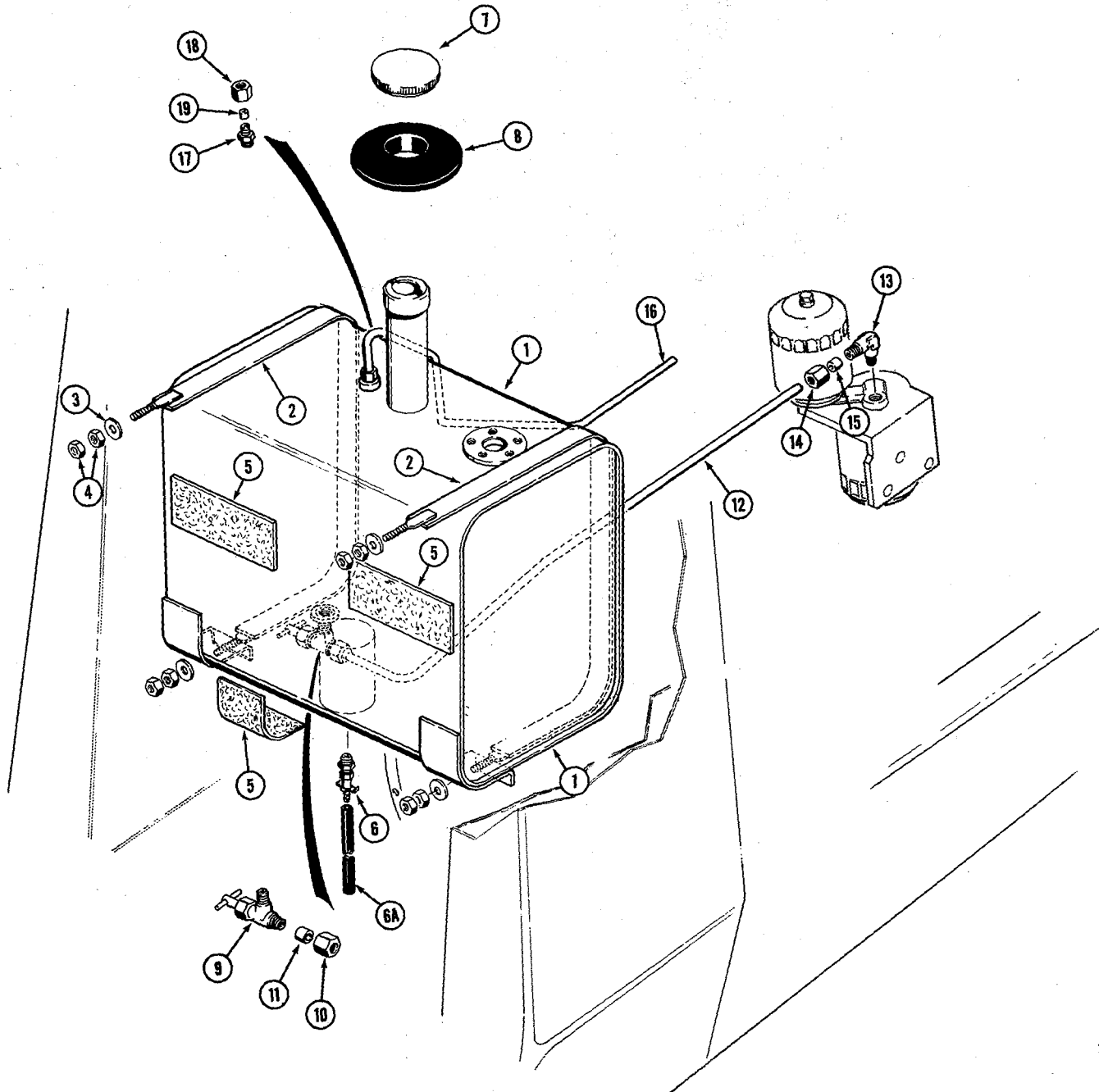
REF.	PART NO.	DESCRIPTION	REQ'D.
1	D 37252	BREAKER - circuit, 15 amp	1
2	182- 86	SCREW - #8 - 32 NC x 1/2"	2
3	193- 1002	NUT - hex, #8 - 32 NC	2
4	D 67962	WIRE - jumper	1
5	193- 1000	NUT - hex, #10 - 32 NC	2
6	D 70200	WIRE - circuit breaker to horn button and horn	1
7	D 67872	BUTTON - horn	1
8	182- 528	SCREW - #10 - 32 NC x 1/2"	2
9	193- 1000	NUT - hex, #10 - 32 NC	2
10	L 11541	STRAP - wire	1
11	D 70199	WIRE - horn	1
12	D 70025	BRACKET - horn	1
13	113- 208	HHCS - 3/8" - 16 NC x 1-1/4"	2
14	192- 21	WASHER - med. sect. lock, 3/8"	2
15	129- 103	NUT - hex, 3/8" - 16 NC	2
16	S 203189	HORN - 12 volt. electric	1
17	L 30866	NUT - hex, horn mounting (7/8" - 20)	1





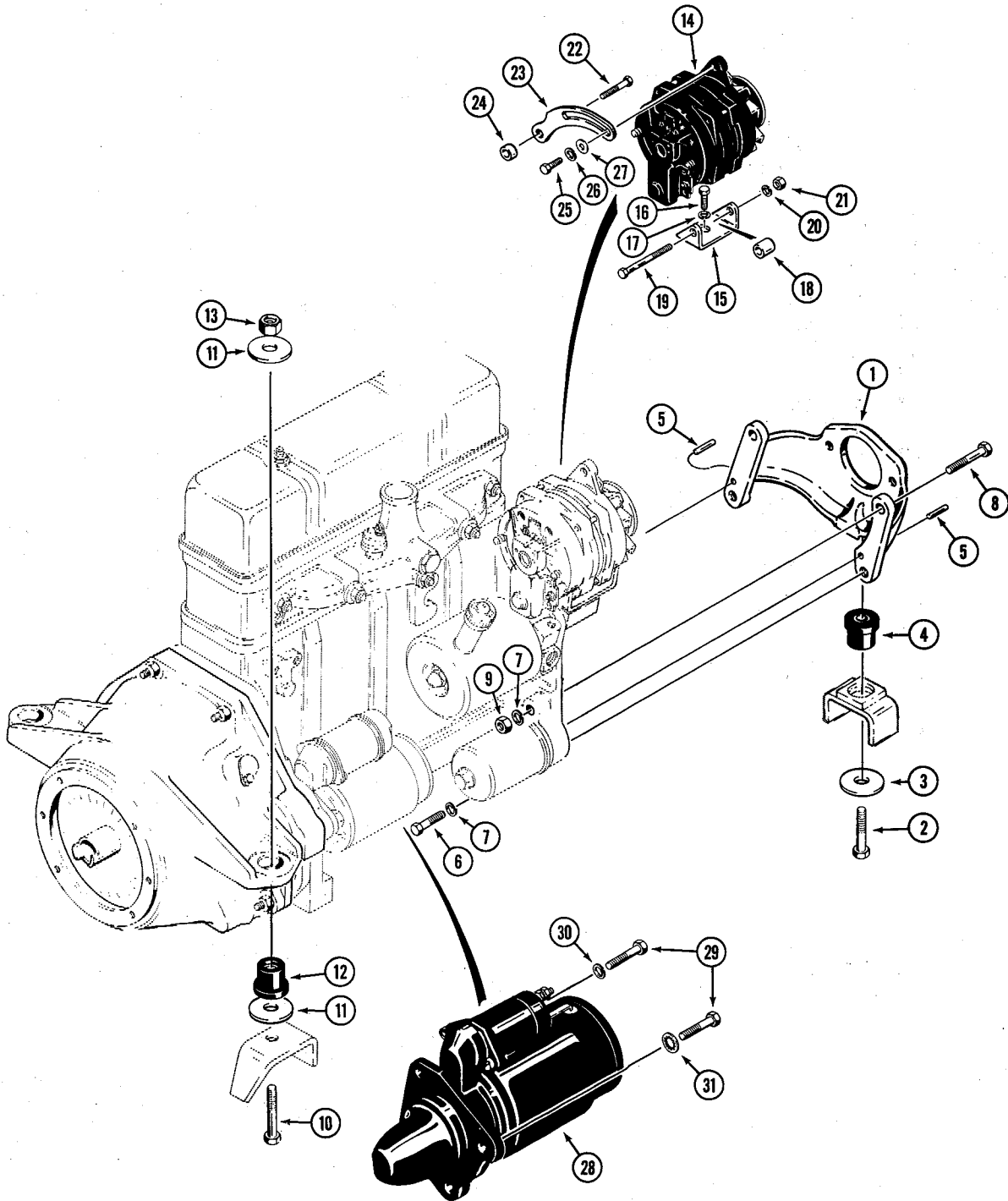
## AIR CLEANER AND MUFFLER

REF.	PART NO.	DESCRIPTION	REQ'D.
1	D 68239	TUBE - air cleaner intake . . . . .	1
2	D 66567	CLAMP - tube . . . . .	1
3	13- 812	HHCS - 1/2" - 13 NC x 3/4" . . . . .	1
4	92- 8	WASHER - med. sect. lock, 1/2" . . . . .	1
5	73149	HOSE - intake tube to air cleaner . . . . .	1
6	214- 261	CLAMP - hose . . . . .	2
7	A 139806	AIR CLEANER ASSEMBLY - engine . . . . .	1
8	NSS	BODY - air cleaner . . . . .	1
9	A 42274	ELEMENT - air cleaner . . . . .	1
10	F 91761	NUT - wing, element . . . . .	1
11	F 22312	BAFFLE - rubber . . . . .	1
12	F 91760	CUP - access, air cleaner . . . . .	1
13	F 84999	CLAMP - cup, includes hardware . . . . .	1
14	25- 224	NUT - hex, 1/4" - 20 NC . . . . .	1
15	D 67826	BRACKET - air cleaner mounting . . . . .	1
16	13- 620	HHCS - 3/8" - 16 NC x 1-1/4" . . . . .	2
17	195- 25	WASHER - flat, 3/8" . . . . .	2
18	92- 6	WASHER - med. sect. lock, 3/8" . . . . .	2
19	13- 612	HHCS - 3/8" - 16 NC x 3/4" . . . . .	4
20	92- 6	WASHER - med. sect. lock, 3/8" . . . . .	4
21	25- 106	NUT - hex, 3/8" . . . . .	4
22	L 11247	BAND - air cleaner mounting . . . . .	2
23	214- 261	CLAMP - hose . . . . .	2
24	D 68299	HOSE - air cleaner to manifold . . . . .	1
25	D 36264	FILTER - safety, air restriction . . . . .	1
26	G 46853	GASKET - exhaust manifold gasket . . . . .	1
27	G 2095	PIPE - exhaust outlet (Models without noise control) . . . . .	1
28	A 59077	STUD - 3/8" - 16 NC x 1-1/4" . . . . .	2
29	92- 6	WASHER - med. sect. lock, 3/8" . . . . .	2
29A	131- 652	NUT - hex., lock (3/8" - 16 NC) . . . . .	2
30	A 39561	MUFFLER - exhaust, standard . . . . .	1
31	D 65392	MUFFLER - exhaust, spark arresting . . . . .	1
32	217- 76	PLUG - pipe, brass (1/4" NPT) . . . . .	1
33	A 13240	CLAMP - muffler (Includes hardware) Models without noise control . . . . .	1
34	D 70514	PIPE - extension (Models without nose control) . . . . .	1
35	G 45410	CLAMP - muffler (Includes hardware) Models without noise control . . . . .	1
36	D 69366	PIPE - exhaust outlet (Models with noise control) . . . . .	1
37	A 39019	CLAMP - muffler (Includes hardware) . . . . .	1



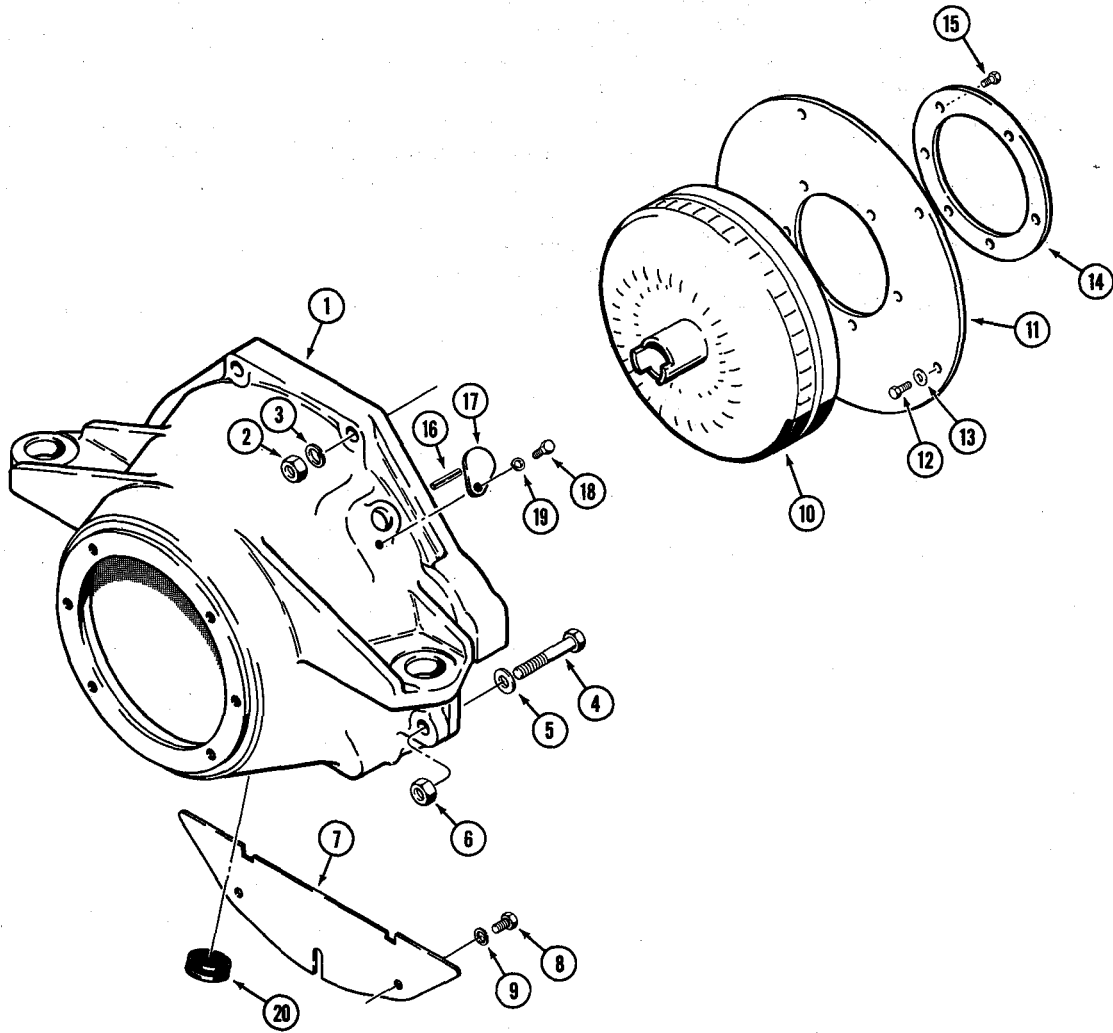
## FUEL TANK AND FUEL LINES

REF.	PART NO.	DESCRIPTION	REQ'D.
1	D 64997	TANK - fuel	1
2	D 65000	STRAP - fuel tank mounting	2
3	195- 25	WASHER - plain, 3/8"	4
4	25- 106	NUT - hex., 3/8" - 16 NC	8
5	D 64999	SPONGE - rubber, mounting	3
6	217- 107	FITTING - drain cock	1
6A	D 34989	HOSE - drain, fuel tank	1
7	A 51390	CAP - fuel tank	1
8	R 14780	GROMMET - fuel tank neck	1
9	A 27955	VALVE - outlet	1
10	222- 114	NUT - flex tube	1
11	222- 104	SLEEVE - flex tube	1
12	D 65020	TUBE - outlet, 3/8"	1
	222- 47	ELBOW - 90°, flex tube	1
13	NSS	BODY - elbow	1
14	222- 114	NUT - flex tube	1
15	222- 104	SLEEVE - flex tube	1
16	D 68256	TUBE - return, 1/4"	1
	222- 23	FITTING - straight, flex tube	1
17	NSS	BODY - fitting	1
18	222- 112	NUT - flex tube	1
19	222- 102	SLEEVE - flex tube	1



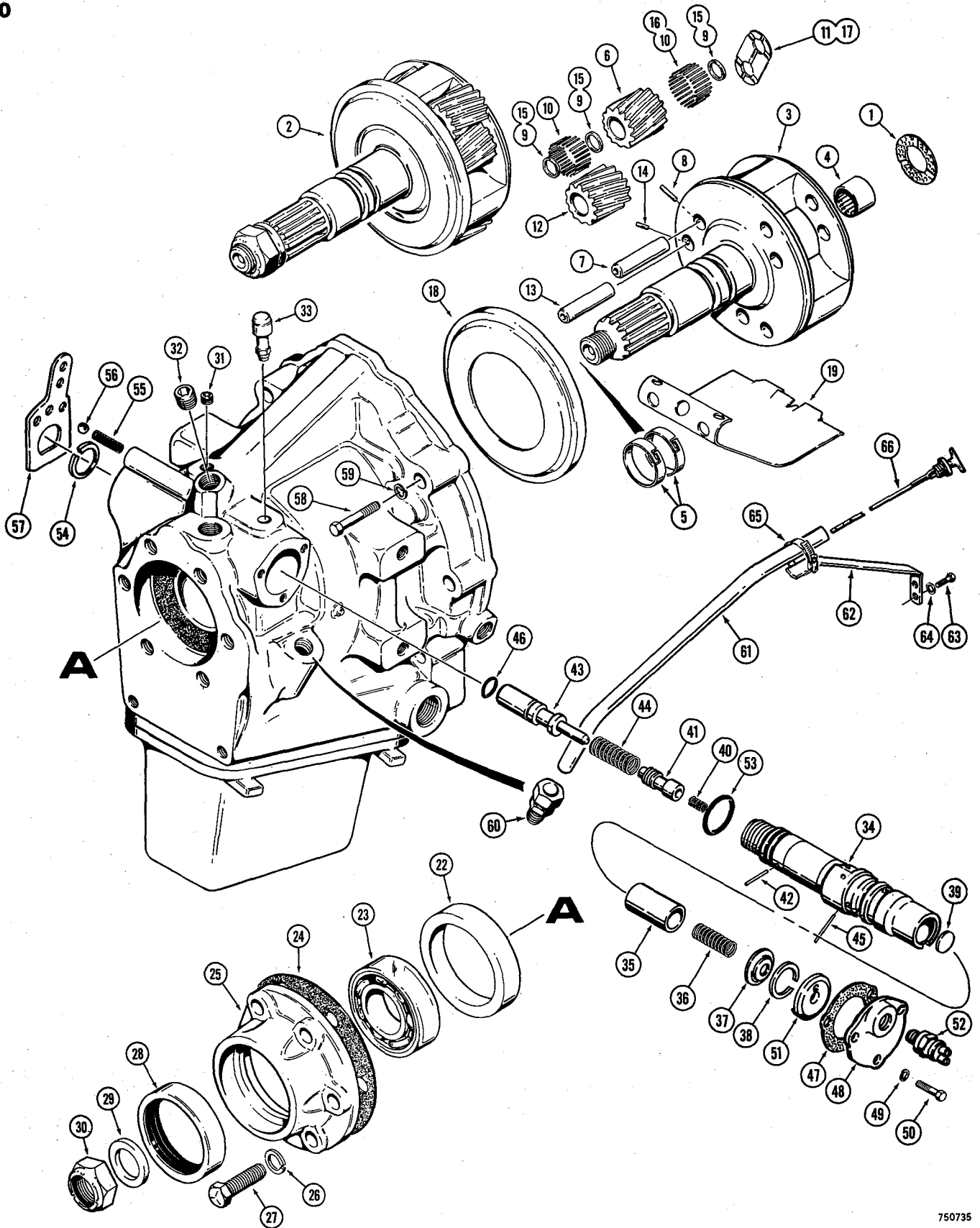
**ENGINE, TRANSMISSION, ALTERNATOR  
AND STARTER MOUNTING PARTS**

REF.	PART NO.	DESCRIPTION	REQ'D.
1	D 64222	SUPPORT - engine front	1
2	13- 1044	HHCS - 5/8" - 11 NC x 2-3/4"	1
3	D 35009	WASHER - flat	1
4	A 59516	MOUNT - rubber	1
5	139- 64	PIN - dowel, tapered	2
6	13- 1032	HHCS - 5/8" - 11 NC x 2"	2
7	92- 10	WASHER - med. sect. lock, 5/8"	4
8	13- 1040	HHCS - 5/8" - 11 NC x 2-1/4"	2
9	25- 1010	NUT - hex, 5/8" - 11 NC	2
10	13- 1052	HHCS - 5/8" - 11 NC x 3-1/4"	2
11	D 35009	WASHER - flat	4
12	A 59516	MOUNT - rubber	2
13	25- 1010	NUT - hex 5/8" - 11 NC	2
14	A 38815	ALTERNATOR - electrical (Parts list page 45)	1
15	A 138246	BRACKET - alternator mounting	1
16	13- 612	HHCS - 3/8" - 16 NC x 3/4"	2
17	92- 6	WASHER - med. sect. lock, 3/8"	2
18	A 138247	SPACER - alternator	1
19	13- 672	HHCS - 3/8" - 16 NC x 4-1/2"	1
20	92- 6	WASHER - med. sect. lock, 3/8"	1
21	25- 106	NUT - hex, 3/8" - 16 NC	1
22	13- 636	HHCS - 3/8" - 16 NC x 2-1/4"	1
23	A 139258	STRAP - alternator adjusting	1
24	G 11271	SPACER - alternator strap	1
25	113- 102	HHCS - 5/16" - 18 NC x 3/4"	1
26	192- 20	WASHER - med. sect. lock, 5/16"	1
27	195- 103	WASHER - flat, 5/16"	1
28	R 29870	STARTER - engine (Parts list pages 39 and 41)	1
29	13- 632	HHCS - 3/8" - 16 NC x 2"	3
30	92- 6	WASHER - med. sect. lock, 3/8"	2
31	193- 72	WASHER - shakeproof, 3/8"	1



## TORQUE CONVERTER, HOUSING AND RELATED PARTS

REF.	PART NO.	DESCRIPTION	REQ'D.
1	D 63263	HOUSING - torque converter	1
2	25- 1110	NUT - hex, 5/8" - 18 NF	2
3	92- 10	WASHER - med. sect. lock, 5/8"	2
4	D 68747	HHCS - 5/8" - 18 NF x 3-1/4"	2
5	A 35147	WASHER - flat, hardened (5/8")	4
6	25- 1110	NUT - hex, 5/8" - 18 NF	2
7	D 68670	COVER - flywheel	1
8	13- 68	HHCS - 3/8" - 16 NC x 1/2"	2
9	92- 6	WASHER - med. sect. lock, 3/8"	2
10	D 71758	TORQUE CONVERTER - transmission	1
11	A 15670	PLATE - torque converter	1
12	121- 103	BOLT - special, converter mounting	6
13	A 15672	WASHER - flat	6
14	A 14510	PLATE - converter drive	1
15	121- 203	BOLTS - special, converter drive plate mounting	6
16	138- 65	PIN - roll, 1/8" x 1-1/2" (Timing pin)	1
17	A 29068	COVER - timing hole	1
18	13- 48	HHCS - 1/4" - 20 NC x 1/2"	1
19	92- 4	WASHER - med. sect. lock, 1/4"	1
20	D 68661	PLUG - converter drain	1

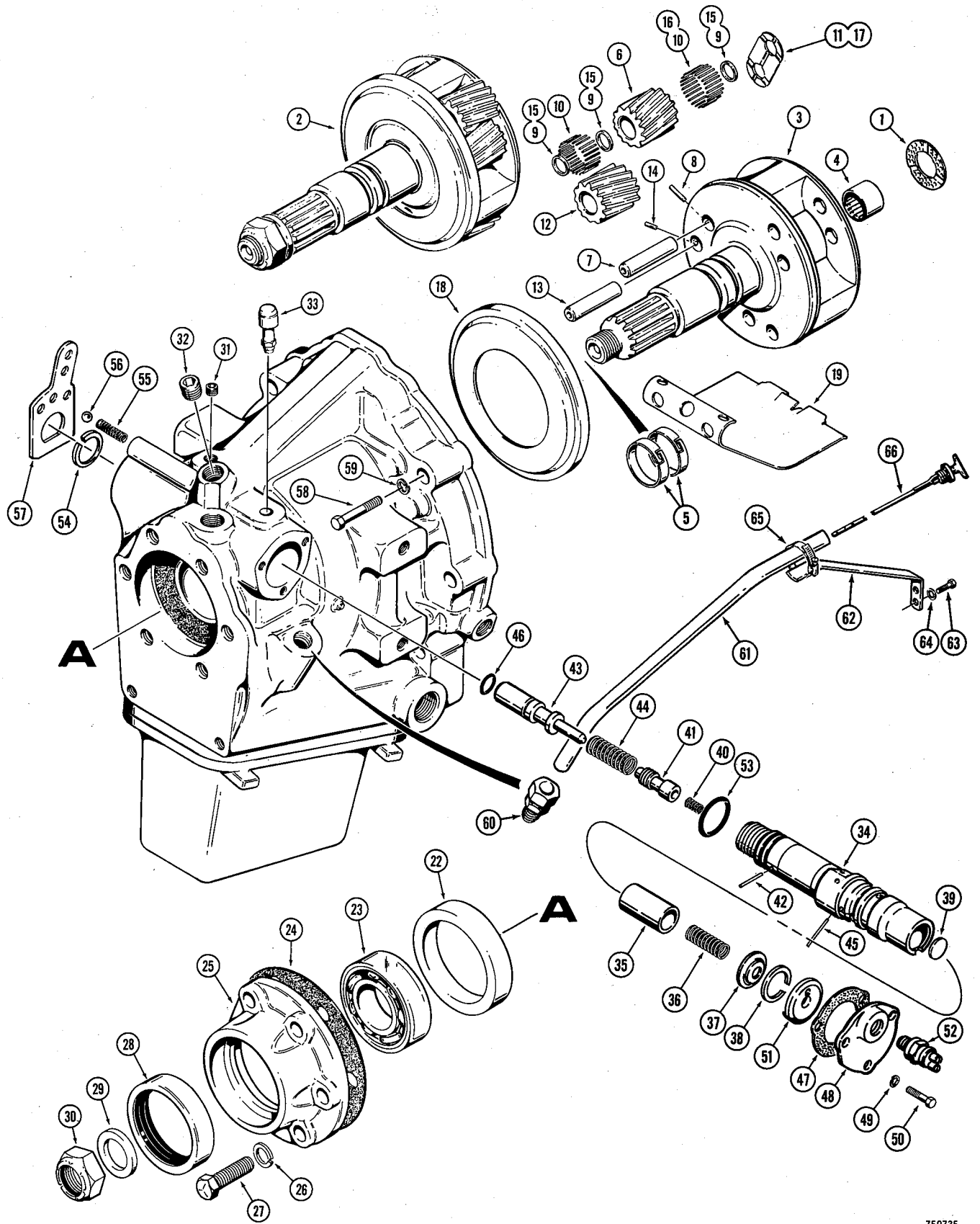




**POWER SHUTTLE TRANSMISSION  
HOUSING, PINION CAGE, AND OUTPUT SHAFT**

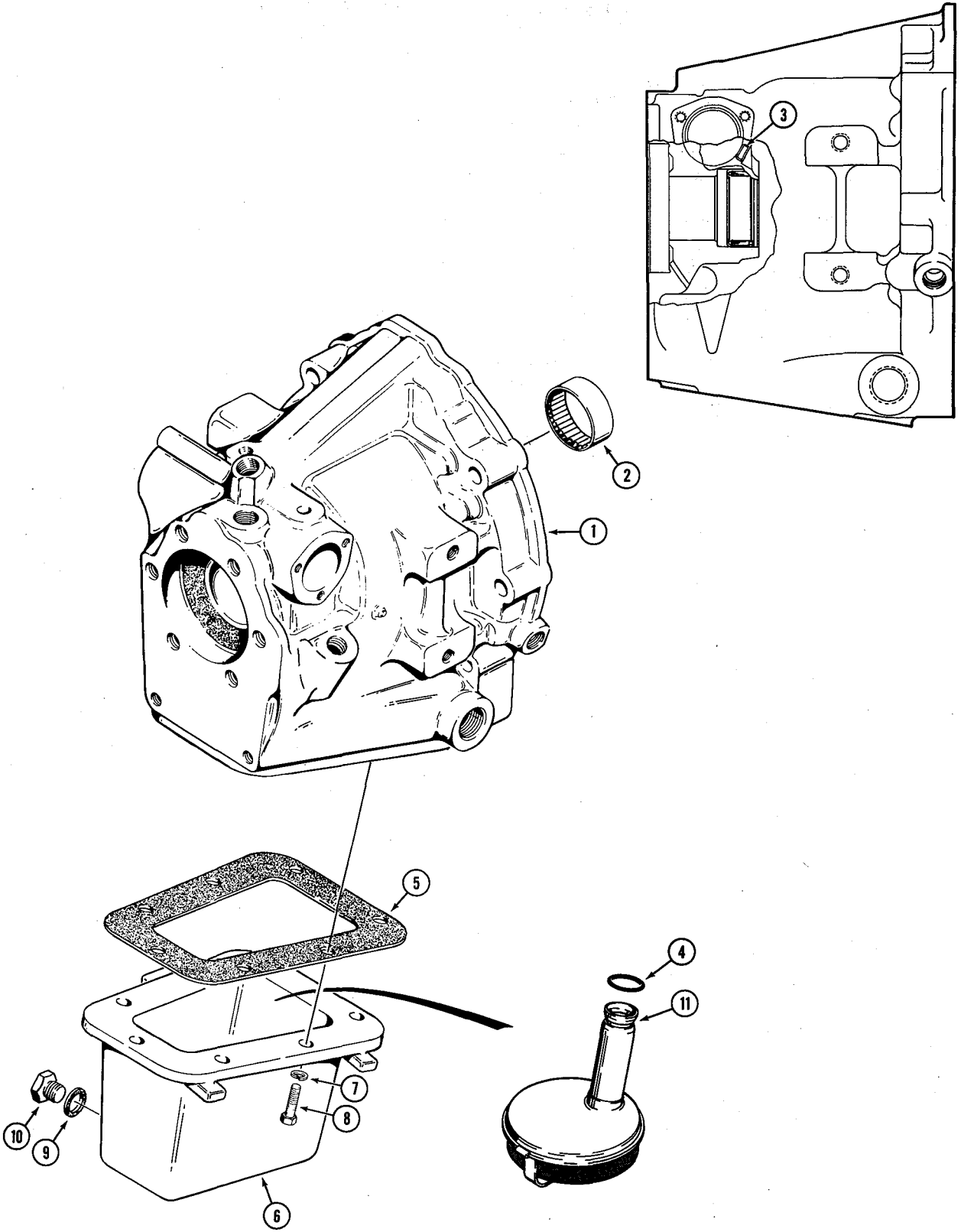
REF.	PART NO.	DESCRIPTION	REQ'D.
	D 68971	SHUTTLE ASSEMBLY - complete, see pages 81 thru 83D	1
1	D 50055	WASHER - thrust, clutch hub	1
2	D 70665	PINION CAGE AND OUTPUT SHAFT	1
3	NSS	CAGE AND SHAFT - basic	1
4	H 747964	BEARING - needle	1
5	D 50080	RING - seal	2
	D 50030	PINION KIT - inner	3
6	NSS	PINION GEAR - inner	1
7	NSS	SHAFT - pinion	1
8	NSS	PIN - shaft retaining	1
9	NSS	SPACER - pinion bearing	3
10	NSS	ROLLER - pinion	48
11	NSS	PLATE - thrust	2
	D 50031	PINION KIT - outer	3
12	NSS	PINION GEAR - outer	1
13	NSS	SHAFT - pinion	1
14	NSS	PIN - shaft retaining	1
15	NSS	SPACER - pinion bearing	3
16	NSS	ROLLER - pinion	48
17	NSS	PLATE - thrust	2
18	D 50087	RING - collector	1
19	D 50056	BAFFLE - plate	1
20		RESERVED	
21		RESERVED	
22	D 50057	SLEEVE - rear bearing spacer	1
23	40011	BEARING - output shaft	1
24	D 50058	GASKET - bearing retainer	1
25	D 50059	RETAINER - rear bearing	1
26	92- 7	WASHER - med sect lock (7/16")	6
27	13- 720	HHCS - 7/16" - 14 NC x 1-1/4"	6
28	D 50060	SEAL - oil, rear	1
29	D 65247	WASHER - output shaft	1
30	131- 91	NUT - hex, lock (3/4" - 16 NF)	1
31	221- 849	PLUG - pipe, hex., socket head (1/8" NPT)	1
32	221- 843	PLUG - pipe, hex socket head (3/8" NPT) If used	1
32	221- 841	PLUG - pipe, hex. socket head (1/4" NPT) If used	1
33	D 50062	BREATHER - shuttle	1
	D 70652	VALVE ASSEMBLY - transmission	1
34	NSS	BODY - valve	1
35	D 50089	VALVE - pressure regulator	1
36	D 50090	SPRING - valve	1
37	D 50091	RETAINER - spring	1
38	D 50092	SNAP RING - spring retaining	1
39	41- 12	PLUG - expansion	1
40	D 70671	SPRING - clutch cutout	1
41	D 70655	SPOOL - valve	1
42	138- 28	PIN - spring	1
43	D 70656	PLUNGER - valve	1
44	D 70673	SPRING - plunger	1
45	138- 59	PIN - spring	1
46	D 71347	SEAL - oil	1
47	D 50066	GASKET - valve cover	1

(Con't on next page)



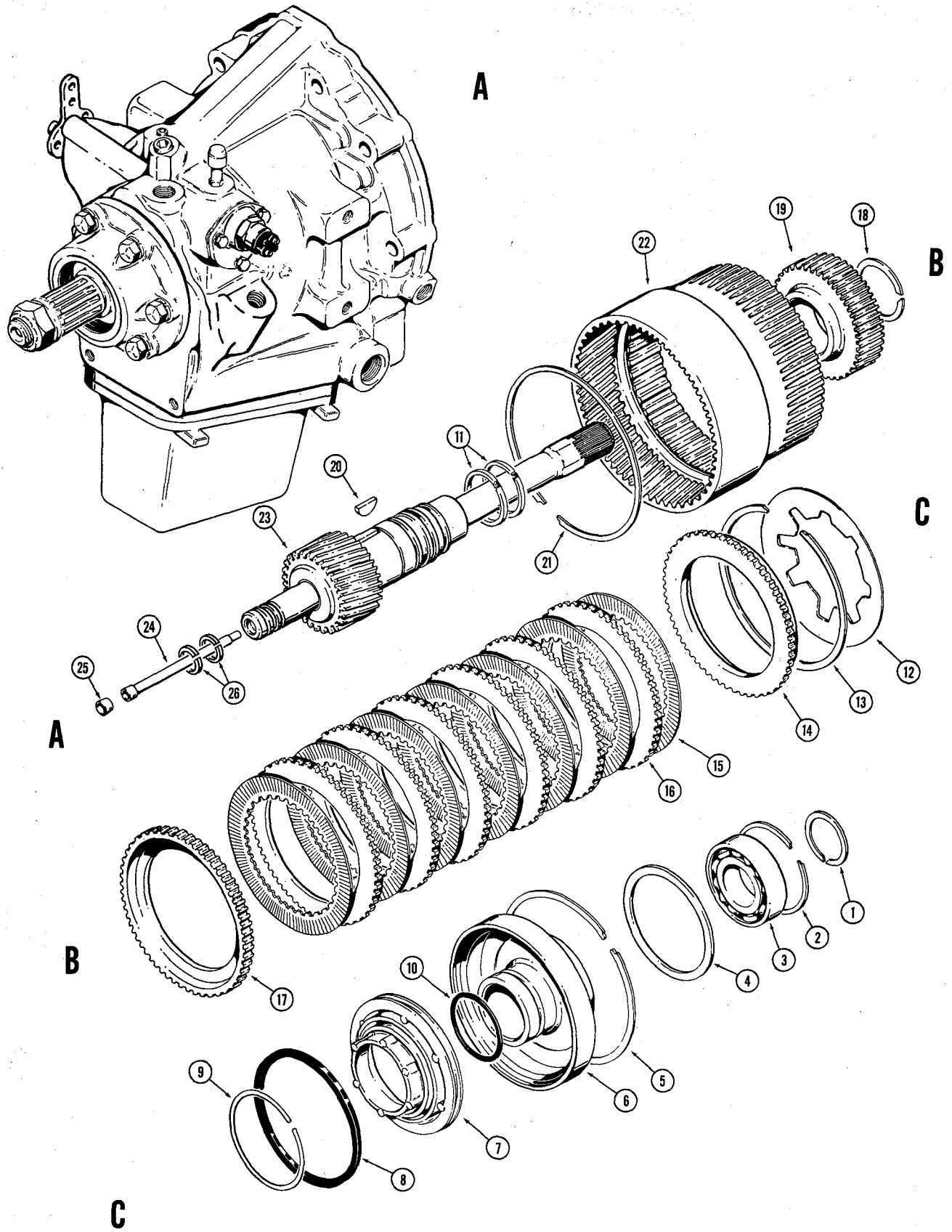
**POWER SHUTTLE TRANSMISSION  
HOUSING, PINION CAGE AND OUTPUT SHAFT**

48	D	72822	COVER - valve . . . . .	1
49	92-	4	WASHER - med. sect. lock. (1/4") . . . . .	3
50	13-	414	HHCS - 1/4" - 20 NC x 7/8" . . . . .	3
51	D	70660	CAM - neutral start switch . . . . .	1
52	D	72823	SWITCH - neutral start . . . . .	1
53	D	37156	SEAL - "O"ring . . . . .	1
54	A	75171	RING - retaining . . . . .	1
55	D	50068	SPRING - poppet . . . . .	1
56	211-	9	BALL - steel, 5/16" dia . . . . .	1
57	D	70665	LEVER - shift . . . . .	1
58	13-	752	HHCS - 7/16" - 14 NC x 3-1/4" . . . . .	6
59	92-	7	WASHER - med. sect. lock, 7/16" . . . . .	6
60	222-	3006	CONNECTOR - male, straight . . . . .	1
61	D	70393	TUBE - filler, power shuttle . . . . .	1
62	D	70471	PLATE - filler tube mounting . . . . .	1
63	13-	632	HHCS - 3/8" - 16 NC x 2" . . . . .	1
64	193-	72	WASHER - shakeproof, 3/8" . . . . .	1
65	214-	255	CLAMP - filler tube mounting . . . . .	1
66	D	69897	DIPSTICK - power shuttle transmission . . . . .	1



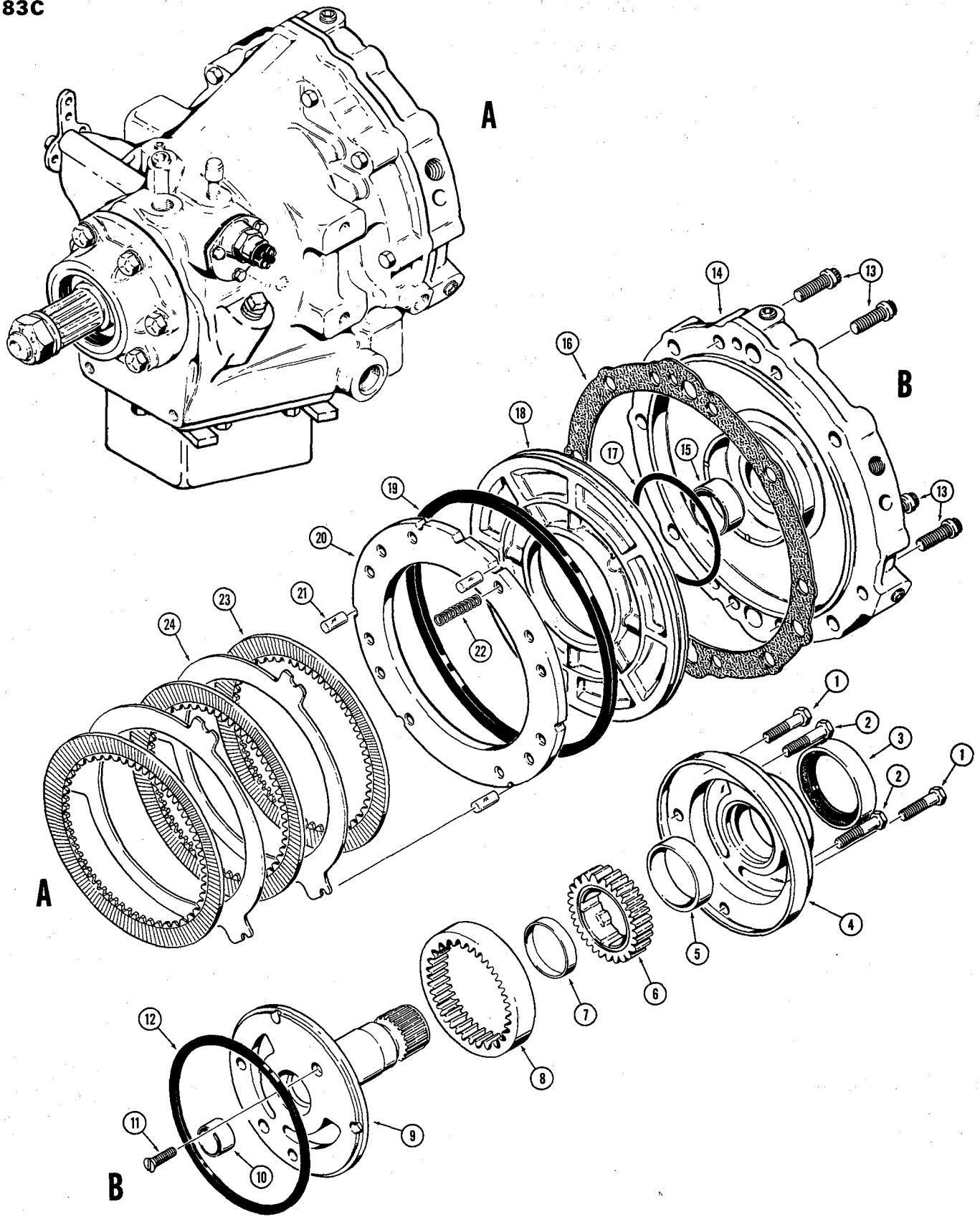
**POWER SHUTTLE TRANSMISSION  
HOUSING AND OIL PAN**

REF.	PART NO.	DESCRIPTION	REQ'D.
D	68971	SHUTTLE ASSEMBLY - For complete shuttle see pages 81 thru 83D . . . . .	1
D	70650	HOUSING ASSEMBLY - shuttle . . . . .	1
1	NSS	CASE - shuttle . . . . .	1
2	H 747964	BEARING - needle . . . . .	1
3	41- 1007	PLUG - cup . . . . .	1
4	R 29797	SEAL - "O"ring . . . . .	1
5	R 29956	GASKET - oil pan . . . . .	1
6	R 29902	PAN - oil . . . . .	1
7	92- 6	WASHER - med. sect. lock (3/8") . . . . .	7
8	13- 616	HHCS - 3/8" - 16 NC x 1" . . . . .	7
	R 33368	PLUG ASSEMBLY - drain . . . . .	1
9	NSS	GASKET - drain plug . . . . .	1
10	NSS	PLUG - drain . . . . .	1
11	D 70664	SCREEN - sump, shuttle . . . . .	1



**POWER SHUTTLE TRANSMISSION  
DRIVE GEAR AND FORWARD CLUTCH**

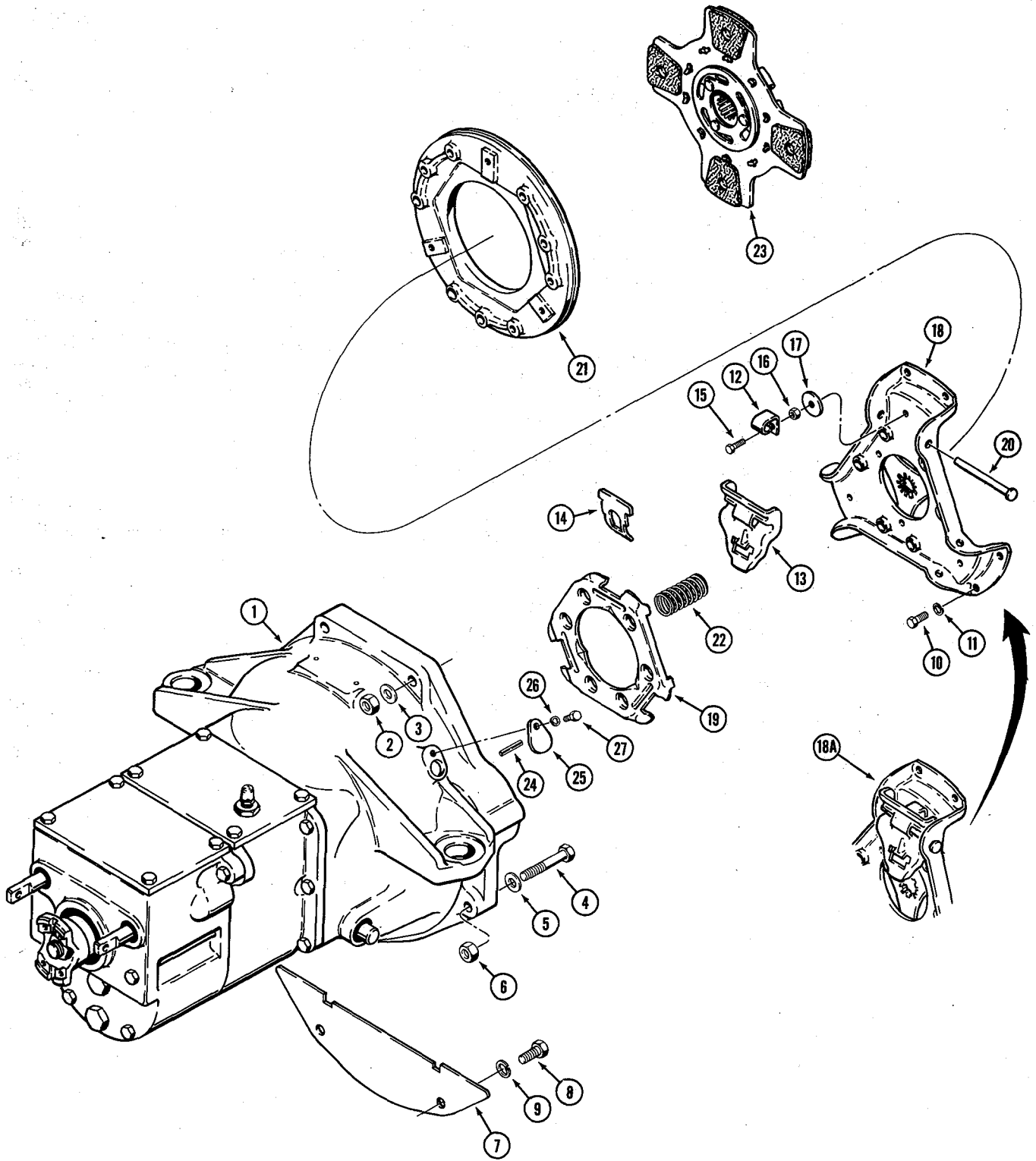
REF.	PART NO.	DESCRIPTION	REQ'D.
	REF.	SHUTTLE ASSEMBLY - complete (See pages 81 thru 83D) . . .	1
1	D 50042	SNAP RING - bearing retaining, small . . . . .	1
2	D 50043	SNAP RING - bearing retaining, large . . . . .	1
3	D 50044	BEARING - clutch cylinder . . . . .	1
4	D 50045	WASHER - thrust . . . . .	1
5	D 50046	SNAP RING - ring gear . . . . .	1
6	D 50075	CYLINDER - forward clutch . . . . .	1
7	D 70670	PISTON - forward clutch . . . . .	1
8	D 50077	RING - clutch . . . . .	1
9	D 50078	RING - bearing . . . . .	1
10	D 50079	SEAL - "O"ring . . . . .	1
11	D 50080	RING - sealing . . . . .	2
12	D 50047	SPRING - clutch . . . . .	1
13	D 50048	RING - retaining, clutch spring . . . . .	1
	D 50024	CLUTCH PACK KIT - forward clutch . . . . .	1
14	D 50081	PRESSURE PLATE - front . . . . .	1
15	D 70672	CLUTCH PLATE - internal tooth . . . . .	7
16	D 50083	CLUTCH PLATE - external tooth . . . . .	6
17	D 50084	PRESSURE PLATE - rear . . . . .	1
18	D 50049	SNAP RING - clutch hub . . . . .	1
19	D 50050	HUB - clutch . . . . .	1
20	126- 124	KEY - Woodruff . . . . .	1
21	D 50051	SNAP RING - .050" to .054" thick . . . . .	UAR
21	D 50052	SNAP RING - .074" to .078" thick . . . . .	UAR
21	D 50053	SNAP RING - .096" to .100" thick . . . . .	UAR
22	D 50054	RING GEAR . . . . .	1
	D 70666	DRIVE GEAR AND SHAFT ASSEMBLY . . . . .	1
23	NSS	GEAR AND SHAFT - drive . . . . .	1
24	D 70667	TUBE - forward clutch supply . . . . .	1
25	41- 1007	PLUG - shaft end . . . . .	1
26	D 70668	RING - seal . . . . .	2





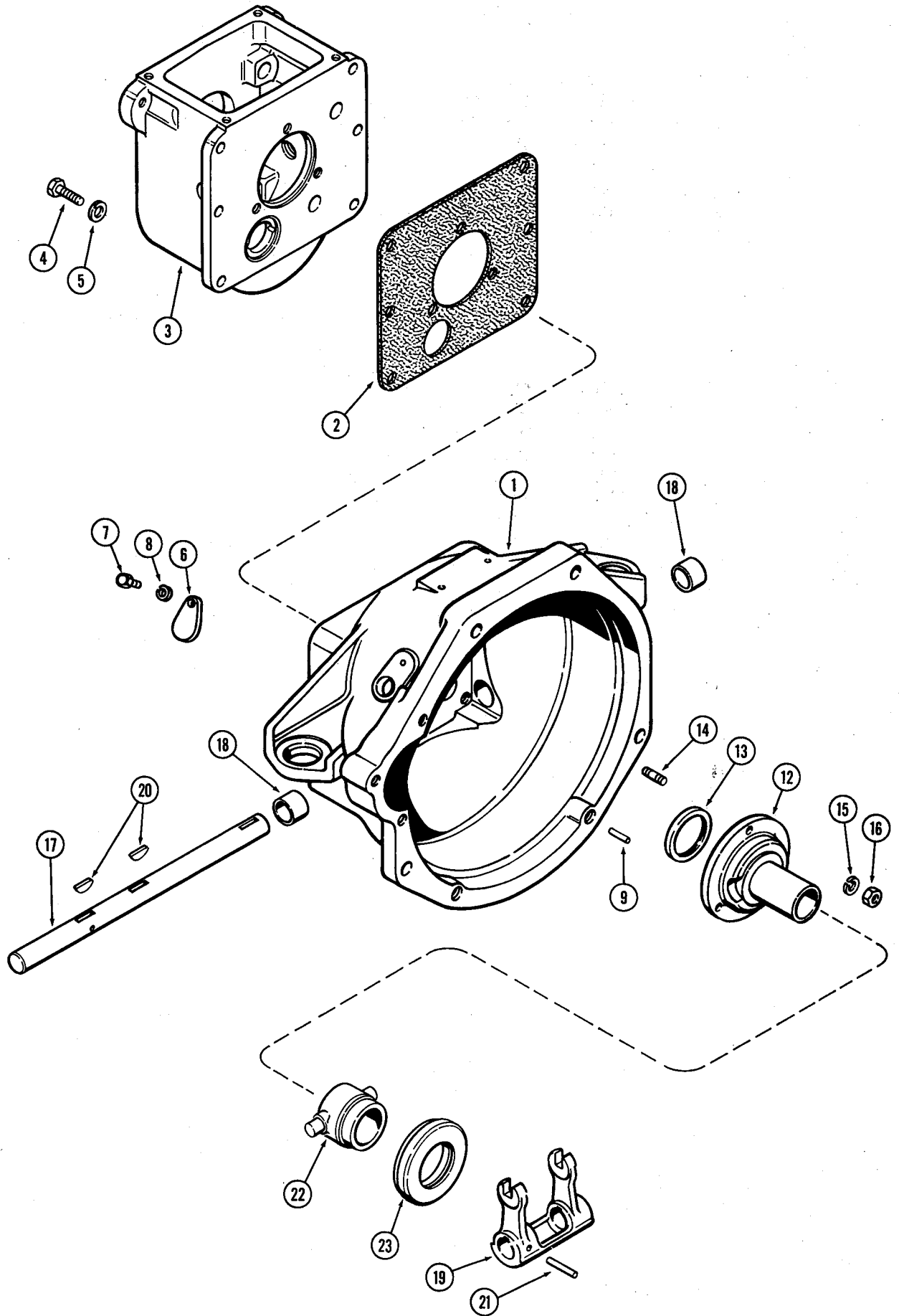
**POWER SHUTTLE TRANSMISSION  
FRONT PUMP AND REVERSE CLUTCH**

REF.	PART NO.	DESCRIPTION	REQ'D.
	REF.	SHUTTLE ASSEMBLY - complete (See page 81 thru 83D) . . .	1
1	13- 528	HHCS - 5/16" - 18 NC x 1-3/4" . . . . .	2
2	13- 530	HHCS - 5/16" - 18 NC x 1-7/8" . . . . .	2
	R 29995	PUMP ASSEMBLY - front, shuttle . . . . .	1
3	L 30489	SEAL - oil, front . . . . .	1
4	NSS	BODY - front pump . . . . .	1
5	NSS	BUSHING - front pump . . . . .	1
6	NSS	GEAR - pump drive . . . . .	1
7	NSS	BUSHING - pump gear drive . . . . .	1
8	NSS	GEAR - pump driven . . . . .	1
9	NSS	SUPPORT - converter . . . . .	1
10	NSS	BUSHING - converter support . . . . .	1
11	161- 100	FHMS - #10 - 24 NC x 3/4" . . . . .	1
12	L 30487	GASKET - front pump . . . . .	1
13	166- 46	SCREW - ferry cap (3/8" - 16 NC x 1-1/4") . . . . .	4
	D 50022	ADAPTER ASSEMBLY - forward and reverse . . . . .	1
14	NSS	ADAPTER - forward and reverse . . . . .	1
15	D 50074	BUSHING - adapter . . . . .	1
16	D 50033	GASKET - adapter to case . . . . .	1
17	D 50034	SEAL - "O"ring, small . . . . .	1
18	D 50035	PISTON - reverse clutch . . . . .	1
19	D 50036	SEAL - "O"ring, large . . . . .	1
20	D 50037	PLATE - pressure, reverse clutch . . . . .	1
21	D 50038	DOWEL PIN - pressure plate . . . . .	3
22	D 50039	SPRING - pressure plate . . . . .	11
23	D 50040	CLUTCH PLATE - internal tooth . . . . .	3
24	D 50041	CLUTCH PLATE - external flange . . . . .	2



**MANUAL SHUTTLE TRANSMISSION,  
DRY CLUTCH AND RELATED PARTS**

REF.	PART NO.	DESCRIPTION	REQ'D.
1	A 137191	TRANSMISSION - manual shuttle (Parts list pages 87 and 89)	1
2	25- 1110	NUT - hex., 5/8" - 18 NF	2
3	A 35147	WASHER - hardened, 5/8"	2
4	D 68747	HHCS - 5/8" - 18 NF x 3-1/4"	2
5	A 35147	WASHER - hardened, 5/8"	2
6	25- 1110	NUT - hex., 5/8" - 18 NF	2
7	D 68669	COVER - flywheel	1
8	13- 1016	HHCS - 5/8" - 11 NC x 1"	2
9	92- 10	WASHER - med. sect. lock, 5/8"	2
10	G 11207	BOLT - special, pressure plate mounting	6
11	92- 5	WASHER - med. sect lock, 5/16"	6
	A 39213	PRESSURE PLATE - clutch (Models without internal splined hub) Order A39212 pressure plate	1
	A 39212	PRESSURE PLATE - clutch (Models with internal splined hub)	1
12	A 43607	CLIP - clutch return	3
13	NSS	LEVER - pressure spring	3
14	A 43605	LINK - pressure plate	3
15	A 43608	SCREW - lever adjustment	3
16	25- 155	LOCKNUT - adjustor	3
17	G 49048	WASHER - flat, adjustor	3
18	NSS	BRACKET - pressure plate	1
18A	A 43660	BRACKET ASSEMBLY - pressure plate (Includes ref no's 13, 18 and 20)	1
19	A 43613	RING - pressure plate spring	1
20	A 43606	PIN - pivot, lever	3
21	A 43609	PLATE - pressure	1
22	A 43612	KIT - pressure spring (Set of 6, yellow code)	1
23	A 51840	PLATE - clutch, driven	1
24	138- 65	PIN - roll, 1/8" x 1-1/2" (Timing pin)	1
25	A 29068	COVER - timing hole	1
26	92- 4	WASHER - med. sect. lock, 1/4"	1
27	13- 48	HHCS - 1/4" - 20 NC x 1/2"	1

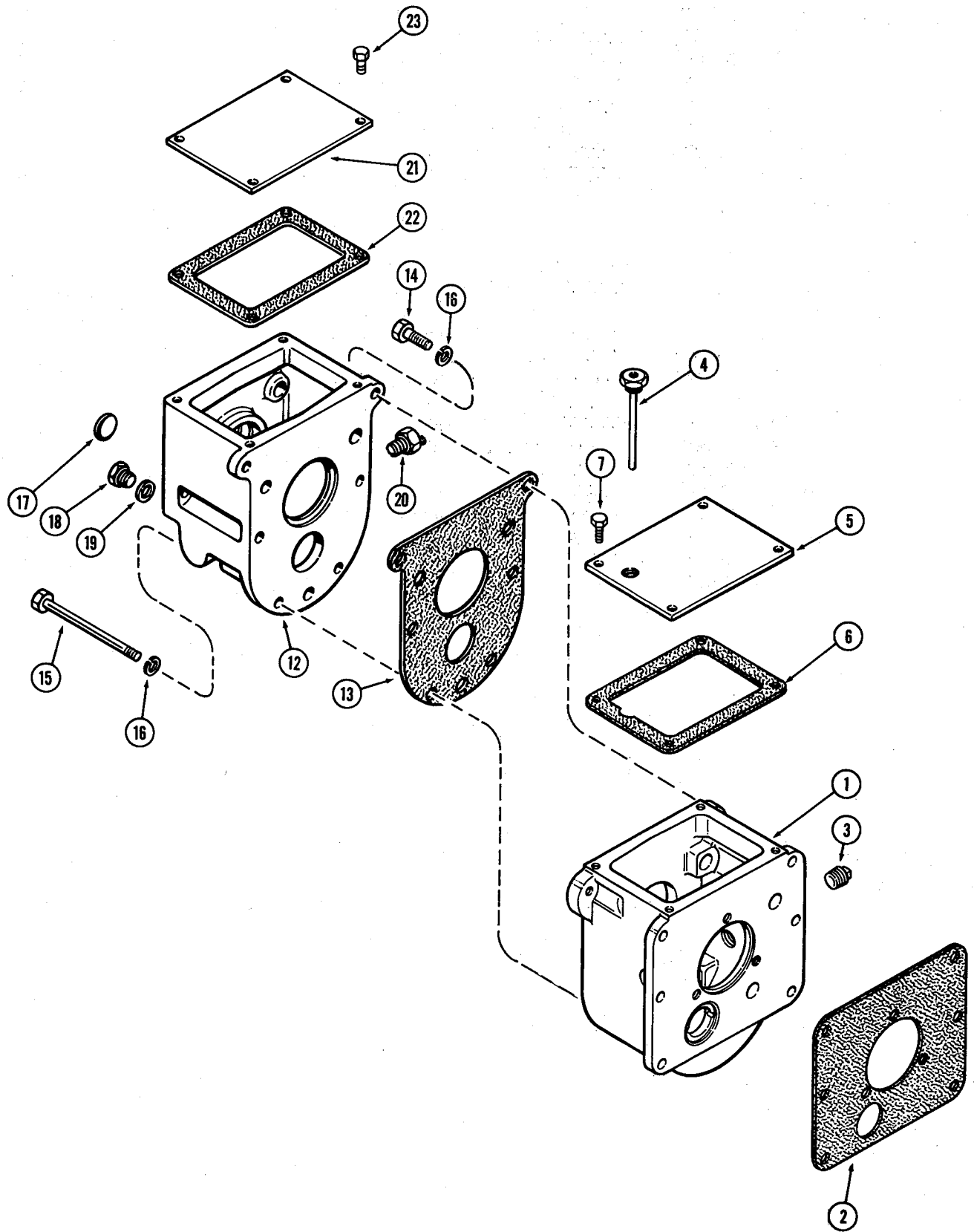


2 SPEED MECHANICAL SHUTTLE  
CLUTCH HOUSING

REF.	PART NO.	DESCRIPTION	REQ'D
1	A 138284	HOUSING - clutch	1
2	A 51938	GASKET - clutch hsg. to shuttle hsg.	1
3	A 51935	HOUSING - shuttle	1
4	13- 622	BOLT - clutch hsg. to shuttle hsg. (3/8 x 1-3/8" N.C. hex.)	6
5	13- 622	WASHER - 3/8" lock.	6
6	A 29068	COVER - timing hole	1
7	13- 48	BOLT - timing cover (1/4 x 1/2" N.C. hex.)	1
8	92- 4	WASHER - 1/4" lock	1
9	138- 61	PIN - timing (1/8 x 1" roll)	1

CLUTCH THROWOUT

12	A 51934	SPINDLE - clutch throwout	1
13	39736	SEAL - oil, spindle (1-7/16 x 2-1/4 x 1/4")	1
14	A 7597	STUD - spindle (3/8" N.C. - N.F. x 1-5/16")	3
15	92- 6	WASHER - 3/8" lock	3
16	25- 116	NUT - 3/8" N.F. hex.	3
17	A 138571	SHAFT - cross, clutch throwout	1
18	G 49666	BUSHING - cross shaft (1 x 1-1/4 x 1")	2
19	A 138570	YOKE - clutch throwout	1
20	126- 24	KEY - yoke to shaft (#15 Woodruff)	2
21	138- 139	PIN - yoke to shaft (1/4 x 1-5/8" roll)	1
22	A 144626	CARRIER ASSY. - throwout bearing.	1
23	A 138864	BEARING - clutch throwout	1

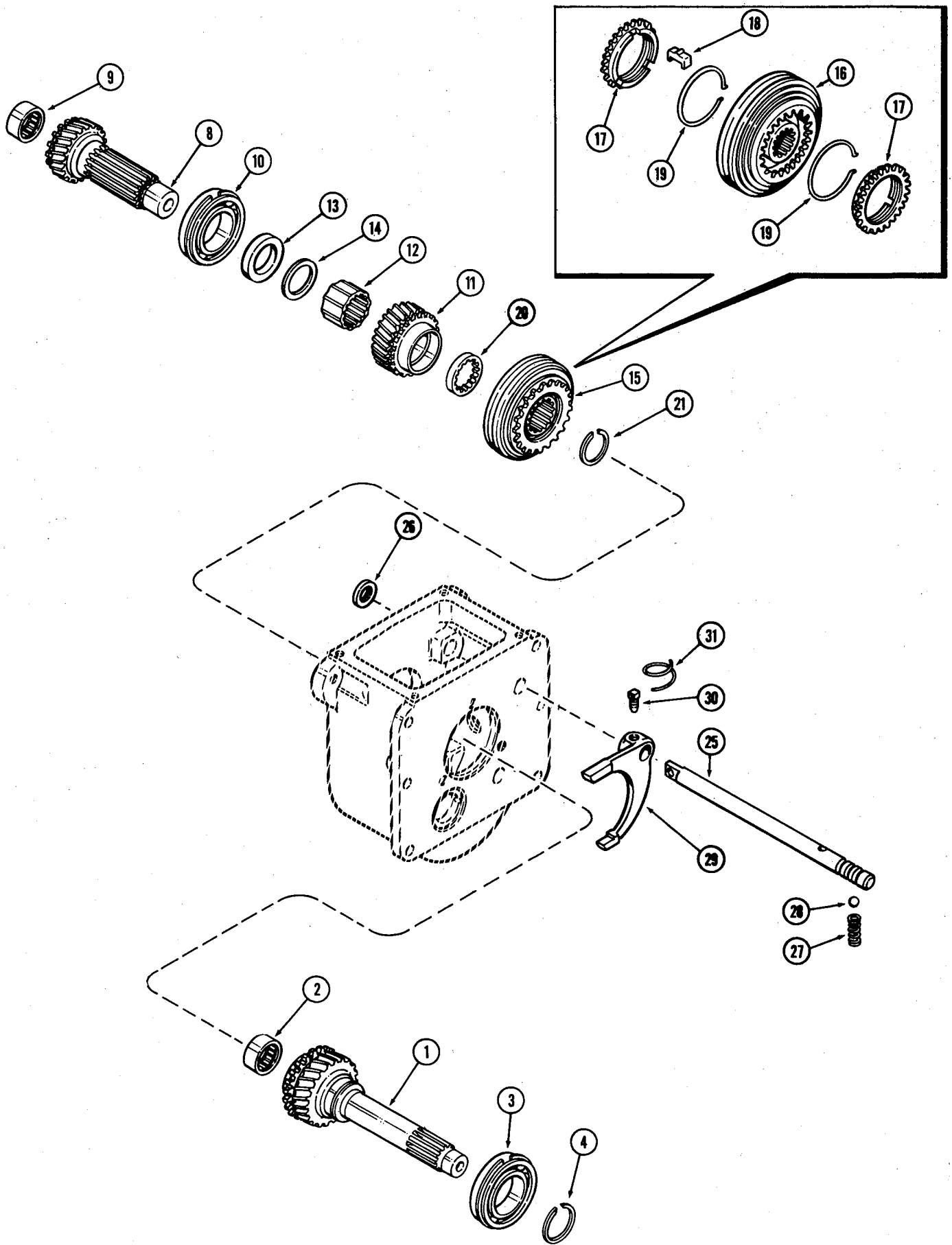


2 SPEED MECHANICAL SHUTTLE  
SHUTTLE HOUSING

REF.	PART NO.	DESCRIPTION	REQ'D
1	A 51935	HOUSING - shuttle . . . . .	1
2	A 51938	GASKET - shuttle to clutch hsg. . . . .	1
3	221- 5	PLUG - oil level (3/4" P.T., sq. hd.) . . . . .	1
4	A 144331	BREATHER - reservoir vent . . . . .	1
5	A 51936	COVER - housing, top . . . . .	1
6	A 51937	GASKET - top hsg. cover . . . . .	1
7	13- 514	BOLT - cover (5/16 x 7/8" N.C. hex.) . . . . .	4

RANGE HOUSING

12	A 51944	HOUSING - range . . . . .	1
13	A 51946	GASKET - range hsg. to shuttle hsg. . . . .	1
14	13- 624	BOLT - range to shuttle hsg., top (3/8 x 1-1/2 N.C. hex.) . . .	2
15	13- 692	BOLT - range to shuttle housing, bottom (3/8 x 5-3/4 N.C. hex.) . . . . .	2
15	13- 6104	BOLT - range to shuttle housing, center (3/8 x 6-1/2" N.C. hex.) . . . . .	2
16	92- 6	WASHER - 3/8" lock . . . . .	6
17	A 30084	PLUG - countershaft hole (1-1/4" expansion) . . . . .	1
18	A 140222	PLUG - drain . . . . .	1
19	A 58608	GASKET - drain plug . . . . .	1
20	A 139078	SWITCH ASSY. - neutral start . . . . .	1
21	A 51945	COVER - range housing, top . . . . .	1
22	A 51937	GASKET - top cover . . . . .	1
23	13- 514	BOLT - cover (5/16 x 7/8" N.C. hex.) . . . . .	4





**2 SPEED MECHANICAL SHUTTLE  
SHUTTLE INPUT GEAR**

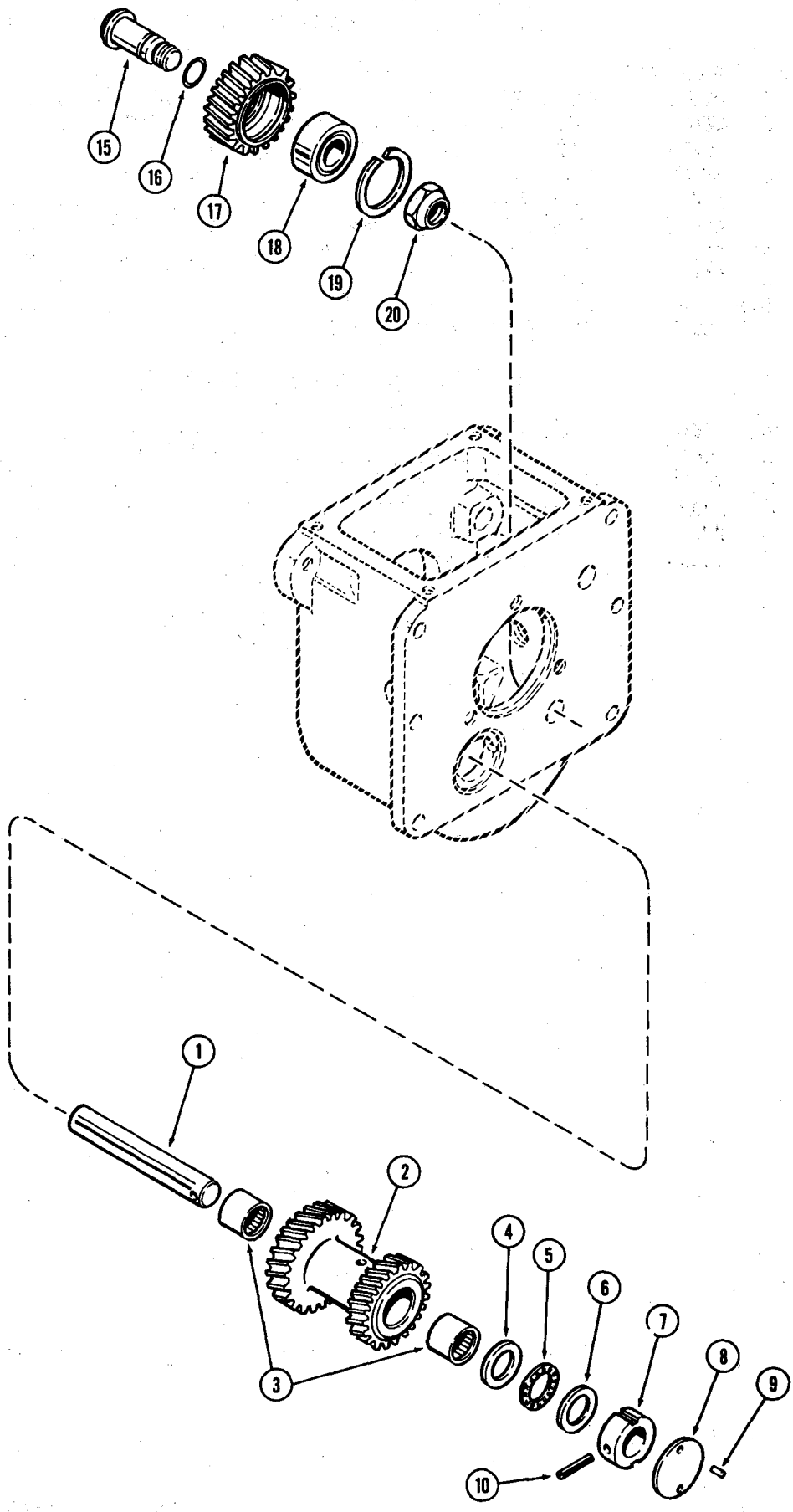
REF.	PART NO.	DESCRIPTION	REQ'D
1	A 51939	GEAR - input (28 helical teeth) . . . . .	1
2	A 35767	BEARING - needle (1-3/8 x 1-3/4 x 3/4") . . . . .	1
3	A 31209	BEARING - ball, w/snap ring (2 x 3-1/2 x 3/4") . . . . .	1
4	A 27209	RING - snap, bearing retaining . . . . .	1

**SHUTTLE OUTPUT GEAR**

8	A 138343	GEAR - output shaft (25 helical teeth) . . . . .	1
9	G 10419	BEARING - needle (1-3/8 x 1-3/4 x 3/4") . . . . .	1
10	G 13606	BEARING - ball, w/snap ring (1-9/16 x 3-1/8 x 11/16") . . . . .	1
11	A 144361	GEAR - output (27 external teeth) . . . . .	1
12	G 16619	BUSHING - output gear (24 internal teeth) . . . . .	1
13	A 144672	COLLAR - output gear . . . . .	1
14	A 144491	WASHER - thrust, output gear . . . . .	1
15	A 51874	SYNCHRONIZER ASSY. - forward & reverse. . . . .	1
16	NSS	HUB & SLEEVE ASSY. . . . .	1
17	G 46077	RING - blocking . . . . .	2
18	G 46078	PLATE - shifter . . . . .	3
19	A 40766	SPRING - lock ring. . . . .	2
20	G 16625	COLLAR - thrust, synchronizer (1-1/2 x 2-1/16 x 9/32") . . . . .	1
21	A 27568	RING - snap, synchronizer retaining (.093") . . . . .	UAR
21	G 46097	RING - snap, synchronizer retaining (.088") . . . . .	UAR
21	A 27567	RING - snap, synchronizer retaining (.084") . . . . .	UAR
21	A 27566	RING - snap, synchronizer retaining (.080") . . . . .	UAR
21	A 27565	RING - snap, synchronizer retaining (.076") . . . . .	UAR

**SHUTTLE SHIFT MECHANISM**

25	A 138294	RAIL - shuttle shifter . . . . .	1
26	A 50421	SEAL - oil, shifter rail (in range hsg.) (3/4 x 1-1/2 x 1/4") . . . . .	1
27	G 47039	SPRING - detent ball. . . . .	1
28	211- 11	BALL - detent (3/8" dia.) . . . . .	1
29	A 51943	FORK - shifter . . . . .	1
30	A 29964	SCREW - shuttle shift fork. . . . .	1
31	A 29966	WIRE - lock, shuttle fork screw . . . . .	1

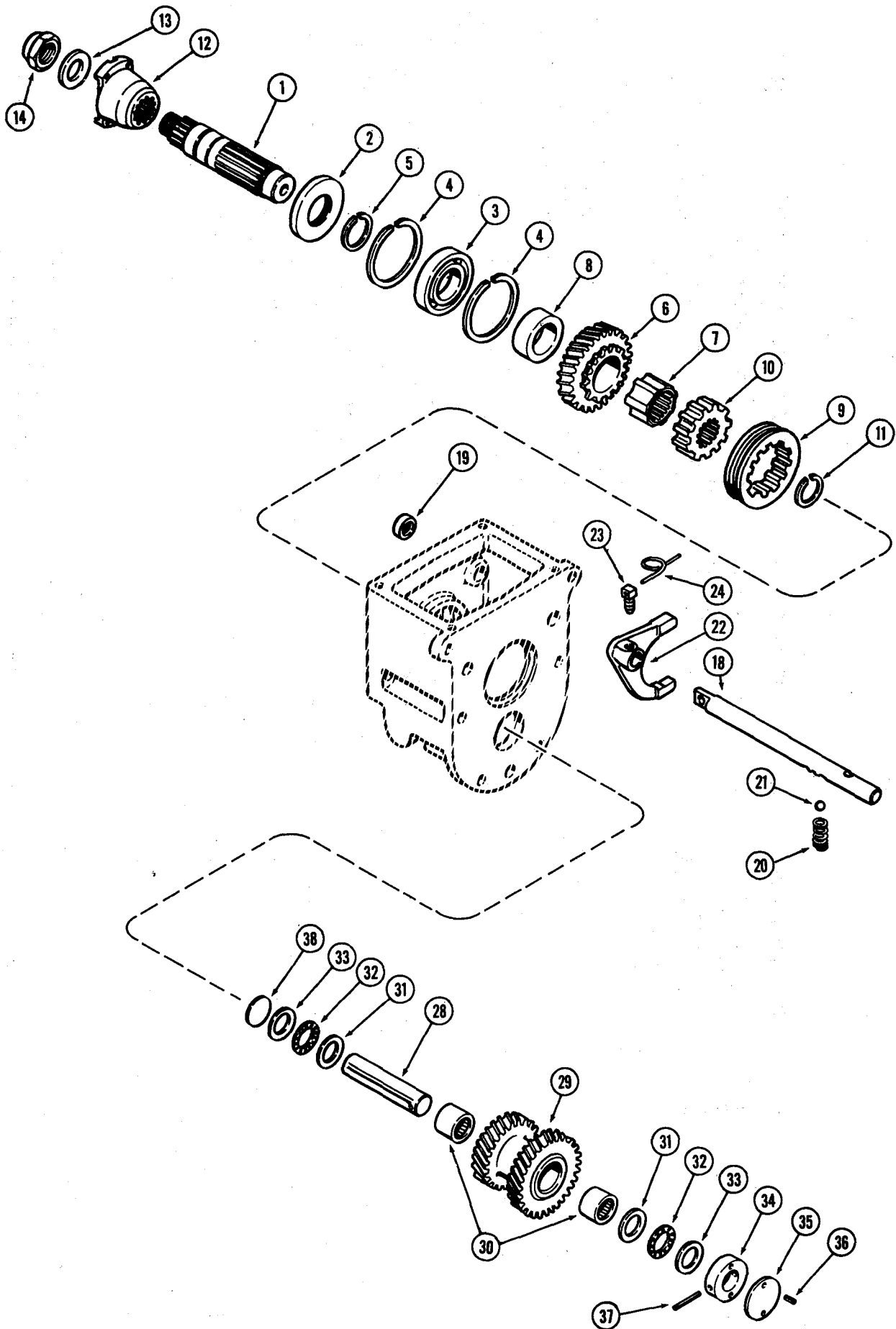


2 SPEED MECHANICAL SHUTTLE  
SHUTTLE COUNTERSHAFT

REF.	PART NO.	DESCRIPTION	REQ'D
1	A 51941	COUNTERSHAFT - shuttle (5-3/4" long) . . . . .	1
2	G 16615	GEAR - countershaft (25 & 30 external teeth) . . . . .	1
3	G 10420	BEARING - needle (1 x 1-1/4" x 1") . . . . .	2
4	G 46082	WASHER - thrust, inner (1 x 1-9/16 x 1/8") . . . . .	2
5	G 13609	BEARING - thrust . . . . .	2
6	G 46081	WASHER - thrust, outer (1 x 1-9/16 x 1/32") . . . . .	2
7	A 51942	COLLAR - countershaft (notched) . . . . .	1
8	G 16608	SHIM - collar (.005") . . . . .	UAR
9	135- 49	PIN - collar (3/16 x 3/8" roll) . . . . .	2
10	138- 2055	PIN - collar to shaft (3/16 x 1-1/2") . . . . .	1

SHUTTLE REVERSE IDLER

15	A 51940	STUD - idler gear shaft. . . . .	1
16	A 30097	"O" RING - idler shaft (9/16 x 3/4 x 3/32"). . . . .	1
17	G 16612	GEAR - reverse idler (24 external teeth) . . . . .	1
18	G 13608	BEARING - ball (3/4 x 2 x 7/8") . . . . .	1
19	A 27150	RING - snap, bearing retaining . . . . .	1
20	G 16614	NUT - idler stud retaining . . . . .	1



**2 SPEED MECHANICAL SHUTTLE  
RANGE OUTPUT SHAFT**

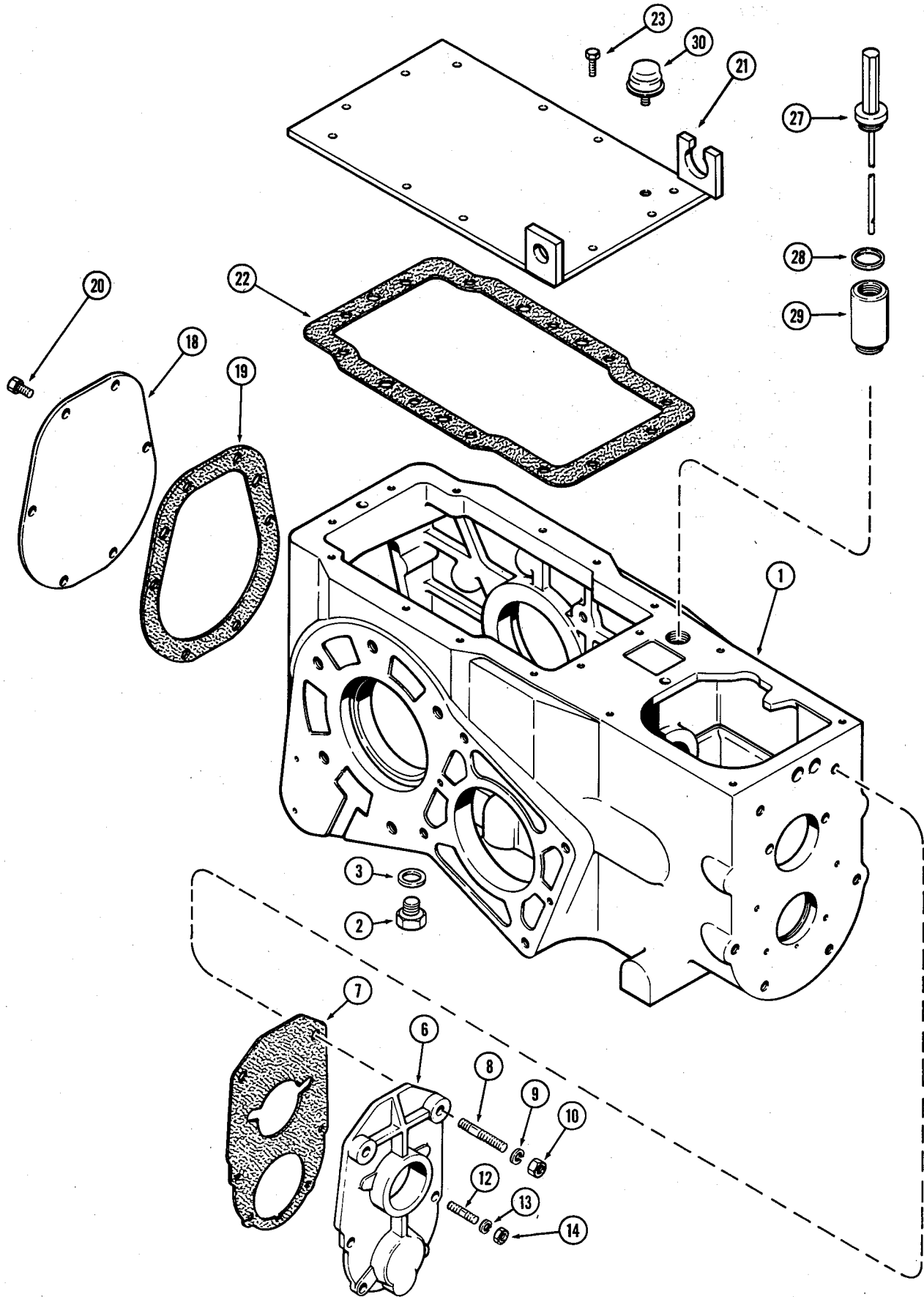
REF.	PART NO.	DESCRIPTION	REQ'D
1	A 51947	SHAFT - range output . . . . .	1
2	A 51948	SEAL - oil (1-9/16 x 3-5/32 x 5/16") . . . . .	1
3	B 18215	BEARING - ball (1-9/16 x 3-1/4 x 11/16") . . . . .	1
4	A 27579	RING - snap, bearing retaining (3-9/32" O.D.) . . . . .	2
5	A 26946	RING - snap, bearing retaining (1-7/16" O.D.) . . . . .	1
6	G 16620	GEAR - range (12 & 32 external teeth) . . . . .	1
7	G 16619	SLEEVE - range gear (24 internal teeth) . . . . .	1
8	A 140687	SPACER - thrust, range gear (1-9/16 x 2-1/4 x 13/16") . . . . .	1
9	A 38153	COLLAR - range shift (12 internal teeth) . . . . .	1
10	G 16621	CARRIER - range shift collar (12 ext. & 24 int. teeth) . . . . .	1
11	A 27568	RING - snap, carrier retaining (.093") . . . . .	UAR
11	G 46097	RING - snap, carrier retaining (.088") . . . . .	UAR
11	A 27567	RING - snap, carrier retaining (.084") . . . . .	UAR
11	A 27566	RING - snap, carrier retaining (.080") . . . . .	UAR
11	A 27565	RING - snap, carrier retaining (.076") . . . . .	UAR
12	A 51949	YOKE - range output shaft . . . . .	1
13	G 46082	WASHER - yoke (1 x 1-9/16 x 1/8") . . . . .	1
14	131- 583	LOCKNUT - yoke retaining . . . . .	1

**RANGE SHIFT MECHANISM**

18	A 140744	RAIL - dual range shift . . . . .	1
19	A 26778	SEAL - oil, shifter rail (5/8 x 1-1/8 x 3/8") . . . . .	1
20	G 47039	SPRING - detent ball . . . . .	1
21	211- 11	BALL - detent (3/8" dia.) . . . . .	1
22	A 51951	FORK - shifter . . . . .	1
23	A 29964	SCREW - range shift fork . . . . .	1
24	A 29966	WIRE - lock, range fork screw . . . . .	1

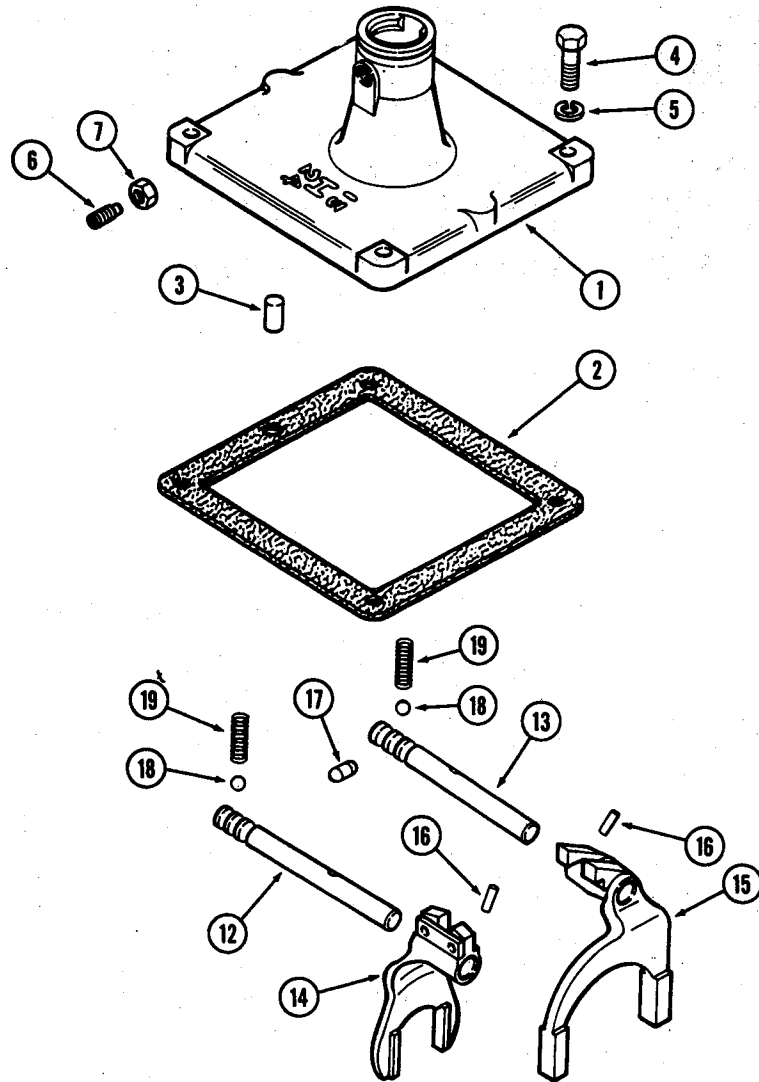
**RANGE COUNTERSHAFT**

28	G 16606	COUNTERSHAFT - range (4-9/16" long) . . . . .	1
29	A 140923	GEAR - countershaft (27 & 34 external teeth) . . . . .	1
30	F 62094	BEARING - needle, (1 x 1-5/16 x 1") . . . . .	2
31	G 46082	WASHER - thrust, inner (1 x 1-9/16 x 1/8") . . . . .	2
32	G 13609	BEARING - thrust . . . . .	2
33	G 46081	WASHER - thrust, outer (1 x 1-9/16 x 1/32") . . . . .	2
34	G 16607	COLLAR - countershaft (solid) . . . . .	1
35	G 16608	SHIM - collar (.005") . . . . .	UAR
36	138- 88	PIN - collar (3/16 x 1/2" roll) . . . . .	2
37	138- 104	PIN - collar to shaft (3/16 x 2" roll) . . . . .	1
38	A 30084	PLUG - countershaft hole (1-1/4" expansion) . . . . .	1



TRANSAXLE  
TRANSMISSION HOUSING

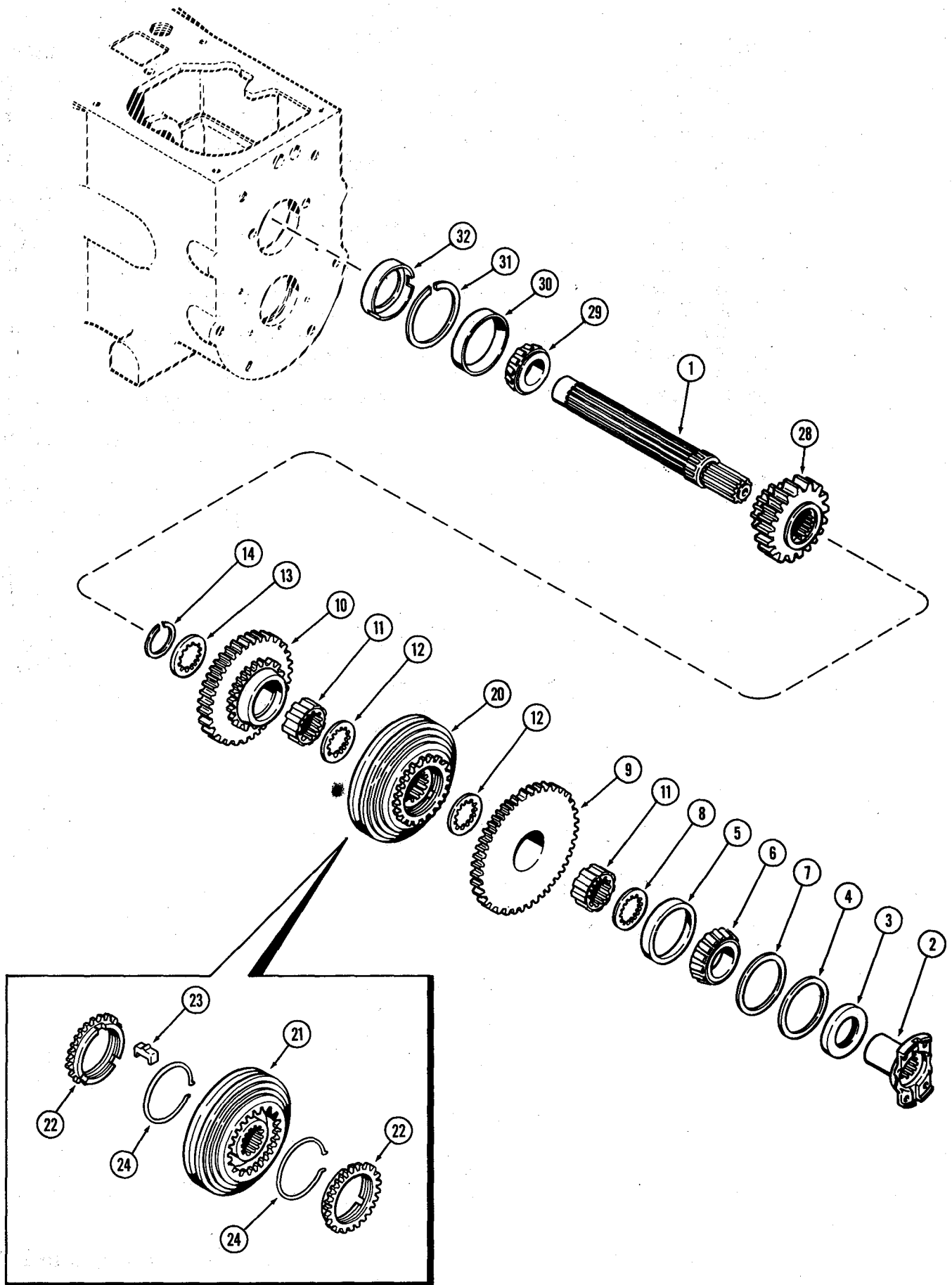
REF.	PART NO.	DESCRIPTION	REQ'D
1	A 51952	HOUSING - transmission . . . . .	1
2	A 140222	PLUG - drain, transmission housing . . . . .	1
3	A 58608	GASKET - drain plug . . . . .	1
6	A 51953	COVER - transmission housing, front . . . . .	1
7	G 46849	GASKET - front cover to trans. housing . . . . .	1
8	A 27637	STUD - cover, top (1/2" N.C. - N.F. x 2-13/16") . . . . .	2
9	92- 8	WASHER - 1/2" lock . . . . .	2
10	25- 118	NUT - 1/2" N.F. hex. . . . .	2
12	A 29717	STUD - cover, center (3/8" N.C. - N.F. x 1-1/2") . . . . .	2
12	G 10710	STUD - cover, bottom (3/8" N.C. - N.F. x 1-3/4") . . . . .	2
13	92- 6	WASHER - 3/8" lock . . . . .	4
14	25- 116	NUT - 3/8" N.F. hex. . . . .	4
18	A 39105	COVER - transmission housing, rear . . . . .	1
19	G 10447	GASKET - rear cover to trans. housing . . . . .	1
20	13- 612	BOLT - cover (3/8 x 3/4" N.C. hex.) . . . . .	6
21	A 142559	COVER - trans. housing, top, rear . . . . .	1
22	G 10941	GASKET - top cover to trans. housing . . . . .	1
23	26- 616	BOLT - cover (3/8 x 1" N.C. hex.) . . . . .	12
27	A 142303	DIPSTICK - oil gauge . . . . .	1
28	A 38660	GASKET - dipstick . . . . .	1
29	A 39322	TUBE - dipstick & oil filler . . . . .	1
30	A 27173	BREATHER - transmission oil . . . . .	1





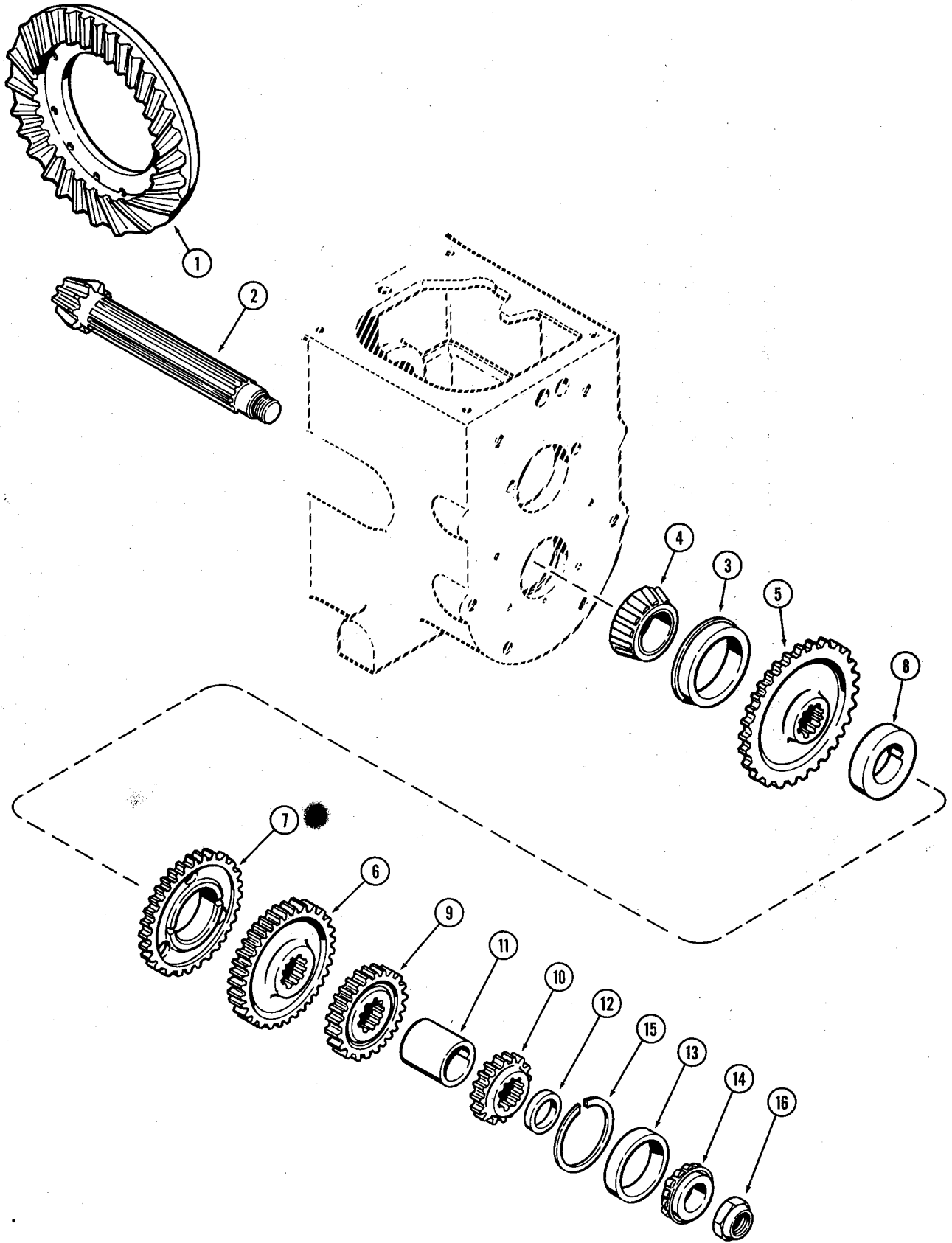
**TRANSAXLE  
SHIFTER MECHANISM**

REF.	PART NO.	DESCRIPTION	REQ'D
1	A 138312	COVER - shift control . . . . .	1
2	G 10342	GASKET - cover to trans. housing. . . . .	1
3	138- 245	PIN - cover locating (1/2 x 7/8" roll). . . . .	1
4	13- 624	BOLT - cover to trans. hsg. (3/8 x 1-1/2" N.C. hex.) . . . . .	4
5	92- 6	WASHER - 3/8" lock. . . . .	4
6	G 15468	SCREW - shift lever ret. (5/16" N.C. set.) . . . . .	1
7	25- 145	NUT - lock, set screw (5/16" N.C. hex. jam). . . . .	1
12	A 138313	RAIL - shifter, 1st & 2nd gear . . . . .	1
13	A 140578	RAIL - shifter, 3rd & 4th gear . . . . .	1
14	A 51964	FORK ASSY. - shift, 1st & 2nd gear. . . . .	1
15	A 51963	FORK - shifter, 3rd & 4th gear . . . . .	1
16	138- 2009	PIN - fork to rail (3/16 x 1" spirol). . . . .	2
17	A 29060	PLUG - interlock, shifter rails. . . . .	1
18	211- 11	BALL - detent, shifter rail (3/8" dia.) . . . . .	2
19	G 47039	SPRING - tension, detent ball . . . . .	2



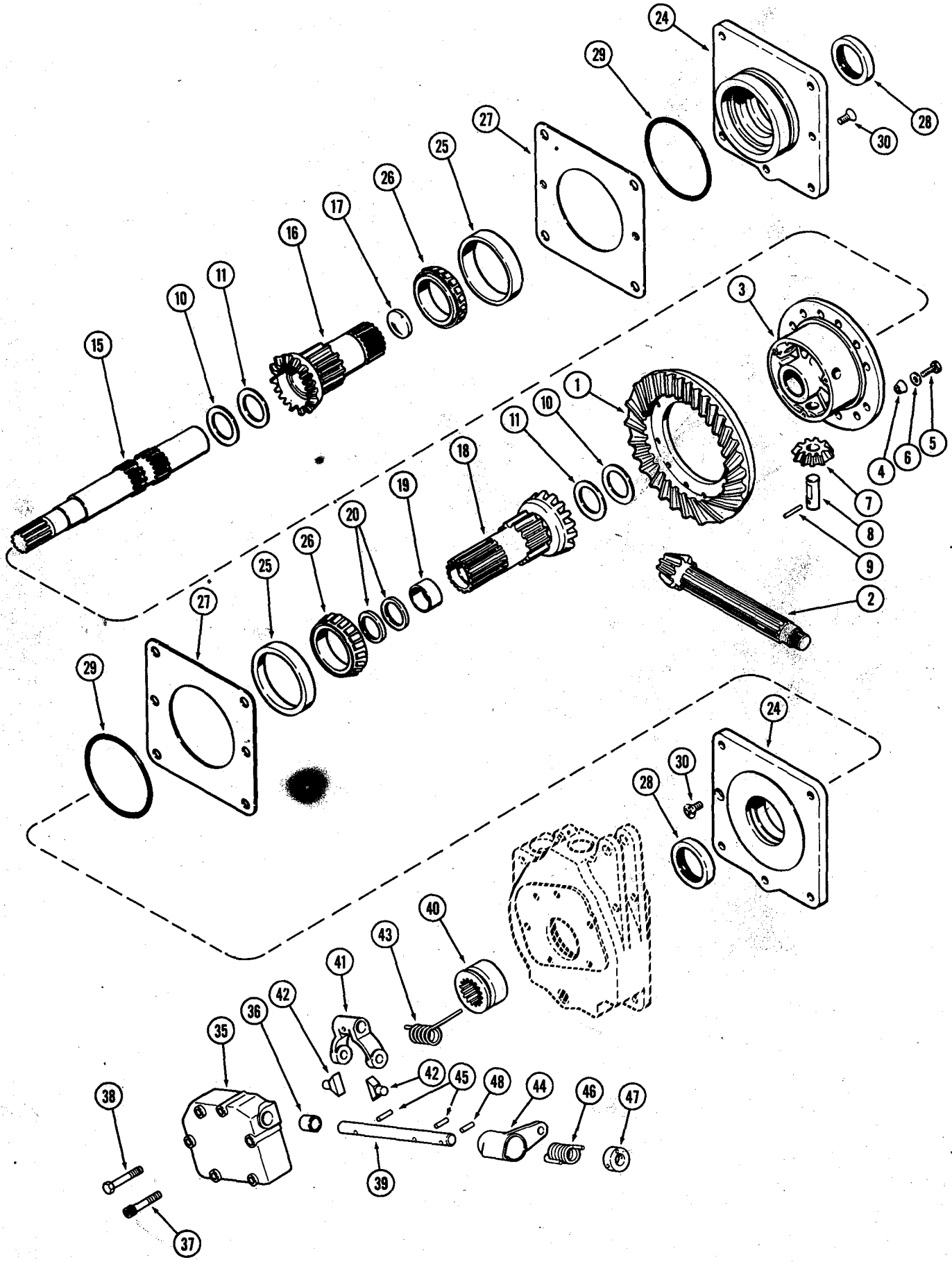
**TRANSAXLE  
MAINSHAFT**

REF.	PART NO.	DESCRIPTION	REQ'D
1	A 138301	MAINSHAFT . . . . .	1
2	A 51954	YOKE - power input . . . . .	1
3	G 10422	SEAL - oil, front (1-9/16 x 2-7/16 x 1/2") . . . . .	1
4	A 39184	COLLAR - pilot, front cover (2-9/16 x 2-7/8 x 5/16") . . . . .	1
5	G 10425	CUP - bearing, front (2-7/8" O.D.) . . . . .	1
6	G 10424	CONE - bearing, front (1-9/16" I.D.) . . . . .	1
7	A 51527	SHIM - front bearing (.035") . . . . .	UAR
7	G 10341	SHIM - front bearing (.005") . . . . .	UAR
7	G 10340	SHIM - front bearing (.007") . . . . .	UAR
8	A 136386	COLLAR - thrust, front bearing (1-7/16 x 2 x 3/16") . . . . .	1
9	A 51955	GEAR - sliding, 4th (27 & 44 external teeth) . . . . .	1
10	A 136597	GEAR - sliding, 3rd (27 & 35 external teeth) . . . . .	1
11	A 51956	BUSHING - 3rd & 4th gears (24 internal teeth) . . . . .	2
12	A 138572	WASHER - thrust, 3rd & 4th gears (1/8" thick w/24 internal teeth) . . . . .	2
13	A 140239	COLLAR - thrust, 3rd & 4th gears (24 int. teeth) . . . . .	1
14	A 26946	RING - snap, thrust washers & gears retaining . . . . .	1
20	A 138655	SYNCHRONIZER ASSY . . . . .	1
21	NSS	HUB & SLEEVE ASSY . . . . .	1
22	A 42252	RING - blocking . . . . .	2
23	G 46078	PLATE - shifter . . . . .	3
24	A 40766	SPRING - lock ring . . . . .	2
28	A 51957	GEARS - sliding, 1st & 2nd (16 & 25 ext. & 24 int. teeth) . . . . .	1
29	A 29976	CONE - bearing, rear (1-3/8" I.D.) . . . . .	1
30	A 29977	CUP - bearing, rear (2-3/4" O.D.) . . . . .	1
31	A 29971	RING - snap, rear bearing retaining . . . . .	1
32	G 10616	CUP - oiling, mainshaft, rear . . . . .	1



**TRANSAXLE  
COUNTERSHAFT**

REF.	PART NO.	DESCRIPTION	REQ'D
	A 51980	PINION & RING GEAR - (matched set) . . . . .	1
1	NSS	GEAR - ring (See Page 101) . . . . .	1
2	NSS	PINION - bevel . . . . .	1
3	A 30115	CUP - bearing, rear, w/snap ring (3-1/2" O. D.) . . . . .	1
4	A 30116	CONE - bearing, rear (1-5/8" I.D.) . . . . .	1
5	A 38157	GEAR - 1st (47 ext. & 10 int. teeth) . . . . .	1
6	A 51961	GEAR - 2nd (38 ext. & 10 int. teeth) . . . . .	1
7	A 51962	GEAR - oil slinger (38 external teeth) . . . . .	1
8	A 138847	SPACER - 1st & 2nd gear (1-5/8 x 3 x 3/4") . . . . .	1
9	A 51960	GEAR - 3rd (28 ext. & 10 int. teeth) . . . . .	1
10	A 51958	GEAR - 4th (19 ext. & 10 int. teeth) . . . . .	1
11	A 51959	SPACER - 3rd & 4th gears (1-5/8 x 2-5/16 x 2-3/16") . . . . .	1
12	A 38751	SPACER - thrust (.254") . . . . .	UAR
12	A 38752	SPACER - thrust (.244") . . . . .	UAR
12	A 38753	SPACER - thrust (.239") . . . . .	UAR
12	A 38754	SPACER - thrust (.234") . . . . .	UAR
12	A 38755	SPACER - thrust (.229") . . . . .	UAR
12	A 38756	SPACER - thrust (.224") . . . . .	UAR
12	A 38757	SPACER - thrust (.219") . . . . .	UAR
12	A 38758	SPACER - thrust (.214") . . . . .	UAR
12	A 38760	SPACER - thrust (.218") . . . . .	UAR
12	A 38759	SPACER - thrust (.209") . . . . .	UAR
12	A 38761	SPACER - thrust (.204") . . . . .	UAR
12	A 38762	SPACER - thrust (.199") . . . . .	UAR
12	A 38763	SPACER - thrust (.194") . . . . .	UAR
12	A 38764	SPACER - thrust (.189") . . . . .	UAR
12	A 38765	SPACER - thrust (.184") . . . . .	UAR
12	A 38766	SPACER - thrust (.179") . . . . .	UAR
12	A 38767	SPACER - thrust (.174") . . . . .	UAR
12	A 38768	SPACER - thrust (.169") . . . . .	UAR
12	A 38769	SPACER - thrust (.164") . . . . .	UAR
13	A 29977	CUP - bearing, front (2-3/4" O.D.) . . . . .	1
14	A 30072	CONE - bearing, front (1-3/16" I.D.) . . . . .	1
15	A 29971	RING - snap, front bearing retaining . . . . .	1
16	G 49010	NUT - adjusting, countershaft . . . . .	1

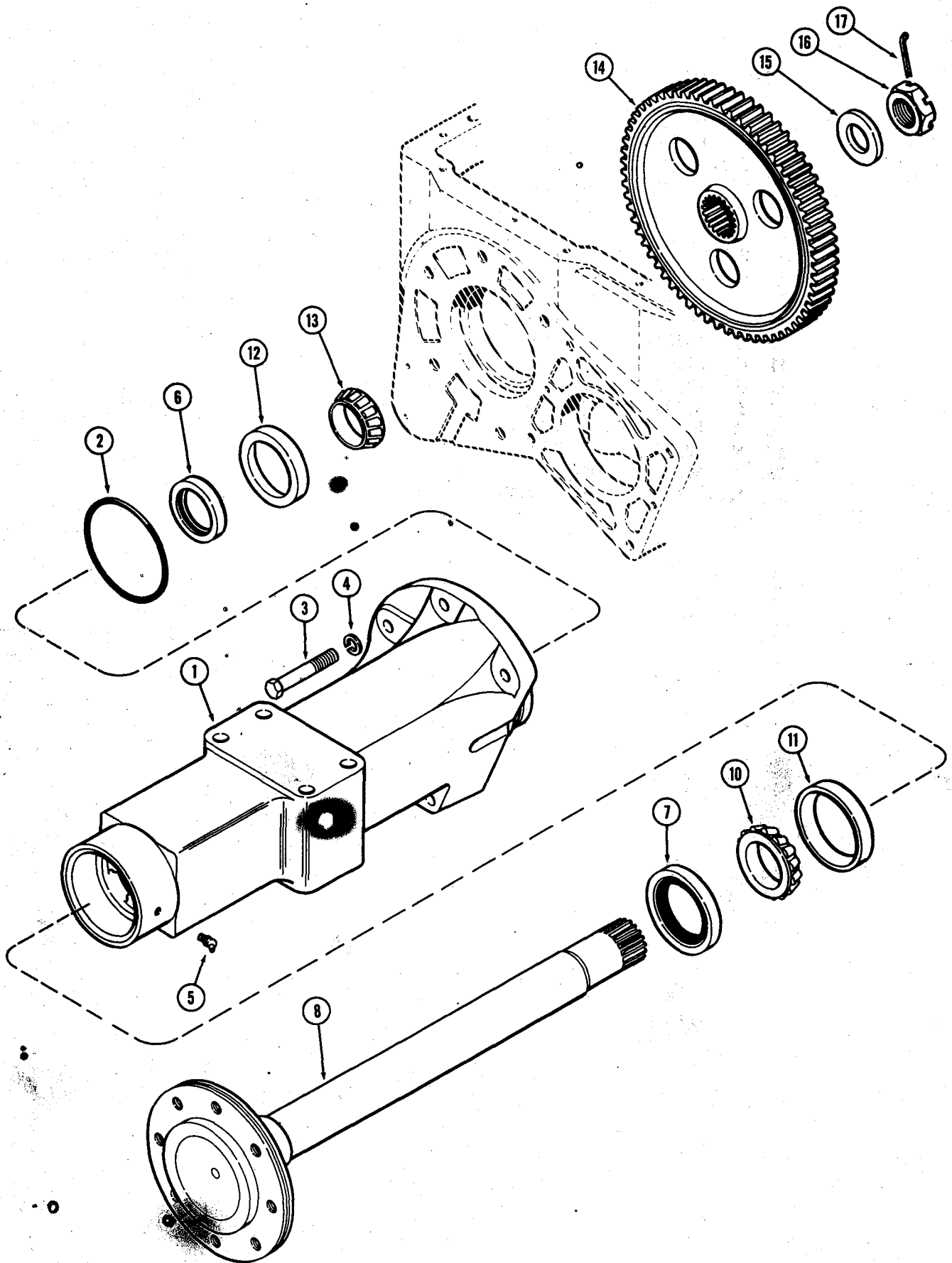


TRANSAXLE  
DIFFERENTIAL

REF.	PART NO.	DESCRIPTION	REQ'D
	A 51980	PINION & RING GEAR - (Matched set)	1
1	NSS	GEAR - ring	1
2	NSS	PINION - bevel drive (See page 99)	1
3	A 140438	WHEEL - center	1
4	A 140412	DOWEL - center wheel (split & tapered)	12
5	28- 614	BOLT - center wheel (3/8 x 7/8" N.F. hex.)	12
6	A 140282	WASHER - wheel bolt (3/8 x 3/4 x 1/32" hardened)	12
7	A 142676	GEAR - pinion	3
8	A 142356	PIN - pinion gear	3
9	135- 141	PIN - (3/16 x 2" groove)	3
10	A 29388	SHIM - thrust, center wheel (.010")	UAR
11	A 39012	WASHER - thrust, center wheel (.089")	UAR
11	A 39007	WASHER - thrust, center wheel (.094")	UAR
11	A 39008	WASHER - thrust, center wheel (.099")	UAR
11	A 39009	WASHER - thrust, center wheel (.104")	UAR
11	A 39010	WASHER - thrust, center wheel (.109")	UAR
11	A 39011	WASHER - thrust, center wheel (.119")	UAR
15	A 144266	SHAFT - cross	1
16	A 50990	GEAR ASSY. - side, left hand	1
17	A 29902	PLUG - L.H. side gear (1-5/8" expansion)	1
18	A 50989	GEAR ASSY. - side, right hand	1
19	A 35921	BUSHING - R.H. side gear (1-3/8 x 1-9/16 x 13/16")	1
20	A 35919	SEAL - oil, R.H. side gear (1-3/8 x 1-9/16 x 13/16")	2
24	A 140869	CARRIER ASSY. - side gear bearing	2
25	A 26744	CUP - bearing, side gear (4-11/32" O.D.)	2
26	A 30114	CONE - bearing, side gear (2-1/4" I.D.)	2
27	A 39289	SHIM - bearing carrier (.003")	UAR
27	G 10719	SHIM - bearing carrier (.005")	UAR
27	G 10720	SHIM - bearing carrier (.010")	UAR
28	A 39273	SEAL - oil, carrier (2-1/4 x 3 x 1/2")	2
29	G 10347	"O" RING - carrier seal (5 x 5-1/4 x 1/8")	2
30	73- 616	SCREW - carrier to trans. hgs. (3/8-16 x 1" flat hd., sltd.)	2

DIFFERENTIAL LOCK

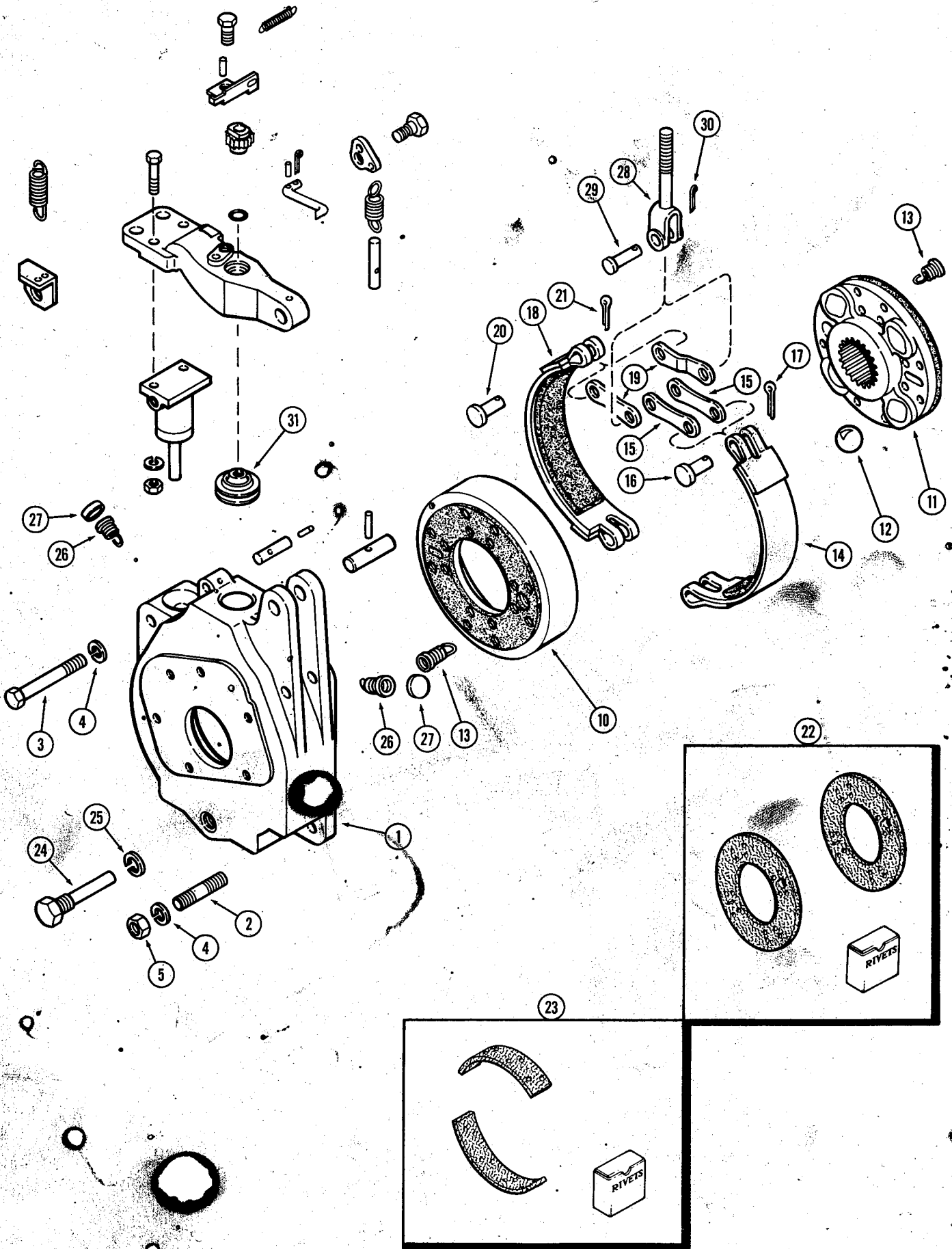
35	A 35923	COVER ASSY. - lock (on R.H. brake housing)	1
36	A 35925	BUSHING - cover (5/8 x 3/4 x 3/4")	1
37	61- 536	SCREW - cover (5/16 x 2-1/4" N.C., hex. sekt. hd.)	1
38	13- 540	BOLT - cover (5/16 x 2-1/2" N.C. hex.)	5
39	A 37564	SHAFT - actuating	1
40	A 142029	COLLAR - diff. lock	1
41	A 38749	LEVER - collar throw-out	1
42	A 38750	FINGERS - lever to collar	2
43	A 35933	SPRING - throwout lever	1
44	A 51977	LEVER - actuating	1
45	138- 96	PIN - levers to shaft (3/16 x 1" roll)	2
46	A 36446	SPRING - actuating lever	1
47	A 36447	RETAINER - actuating lever spring	1
48	138- 99	PIN - retainer to shaft (3/16 x 1-3/8" roll)	1





**TRANSAXLE  
REAR AXLE**

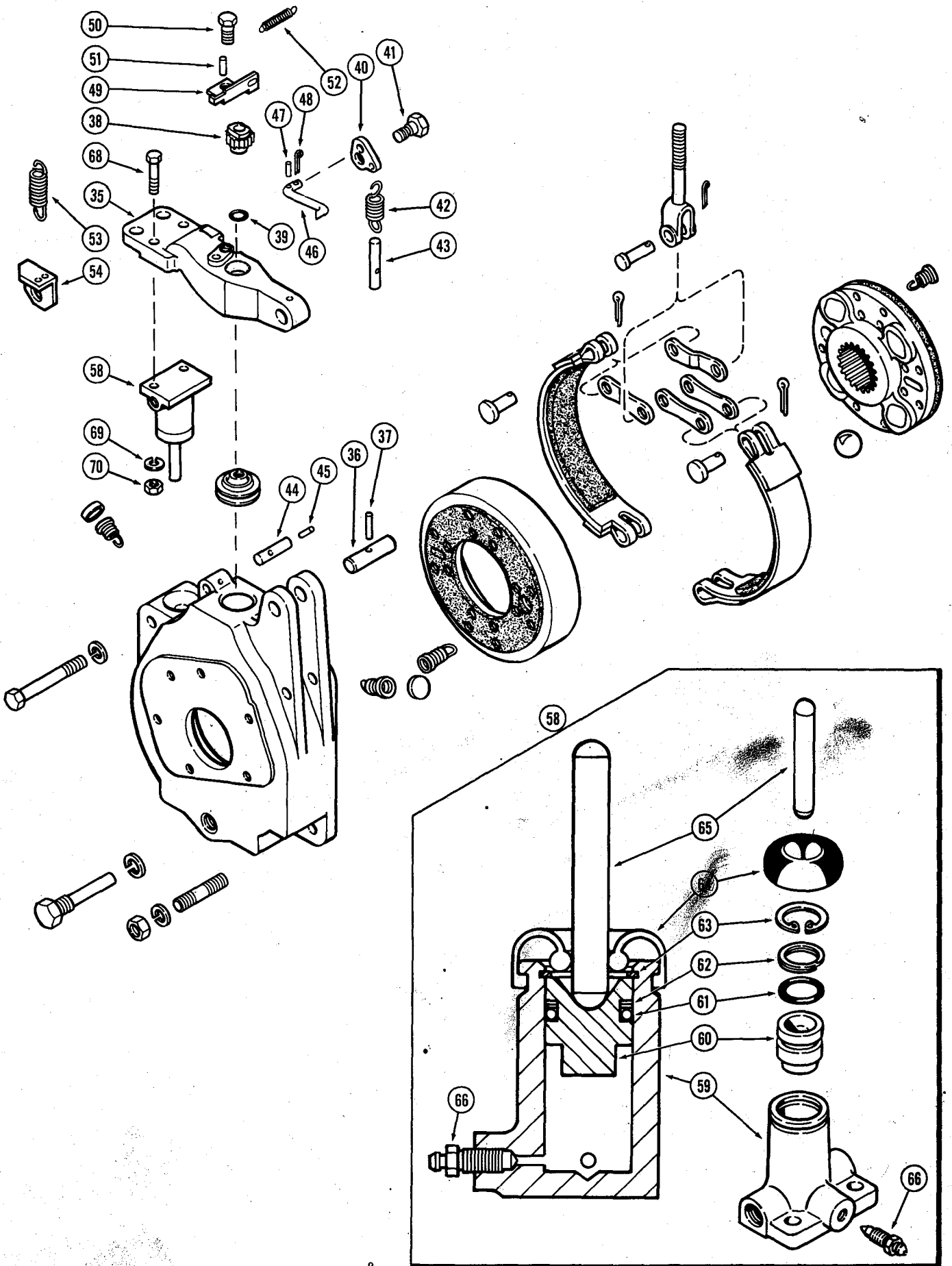
REF.	PART NO.	DESCRIPTION	REQ'D
1	A 138286	HOUSING - axle, right hand . . . . .	1
1	A 138287	HOUSING - axle, left hand . . . . .	1
2	G 10347	"O" RING - axle hsg. to trans. case (5 x 5-1/4 x 1/8") . . . . .	2
3	113- 662	BOLT - axle hsg. to trans. case (5/8 x 2" N.C. hex.) . . . . .	2
3	113- 663	BOLT - axle hsg. to trans case (5/8 x 2-1/4" N.C. hex.) . . . . .	6
3	26- 1064	BOLT - axle hsg. to trans. case (5/8 x 4" N.C. hex.) . . . . .	2
4	92- 10	WASHER - 5/8" lock . . . . .	10
5	219- 36	FITTING - grease (1/8" P.T., 45°) . . . . .	2
6	G 13801	SEAL - oil, inner (2-1/4 x 3-1/8 x 1/2") . . . . .	2
7	G 13822	SEAL - oil, outer (3 x 4-3/8 x 1/2") . . . . .	2
8	A 138233	SHAFT - rear axle . . . . .	2
10	G 15207	CONE - bearing, outer (2-5/8" I.D.) . . . . .	2
11	G 15208	CUP - bearing, outer (4-11/32" O.D.) . . . . .	2
12	G 10415	CUP - bearing, inner (3-15/16" O.D.) . . . . .	2
13	L 33289	CONE - bearing, inner (2-1/4" I.D.) . . . . .	2
14	A 51901	GEAR - final drive (bull gear) . . . . .	2
15	F 62105	WASHER - take-up (1-1/2 x 2-3/4 x 1/4") . . . . .	2
16	A 30075	NUT - 1/2" N.F. hex., sltd . . . . .	2
17	132- 157	PIN - cotter (1/4 x 2-1/2") . . . . .	2



**TRANSAXLE  
DIFFERENTIAL BRAKE**

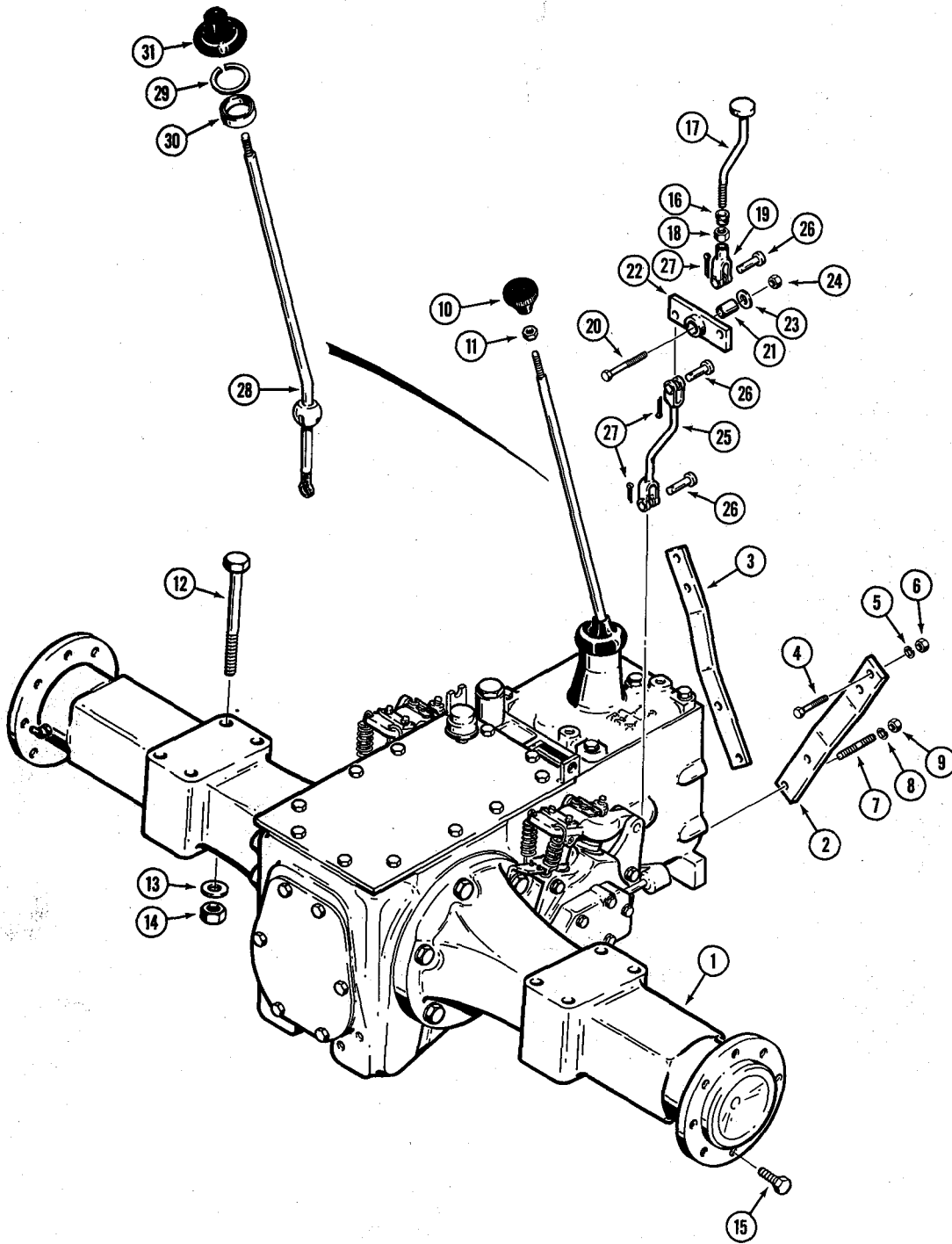
REF.	PART NO.	DESCRIPTION	REQ'D
1	A 138719	HOUSING - brake, right hand . . . . .	1
1	A 138736	HOUSING - brake, left hand . . . . .	1
2	G 49515	STUD - brake hsg. (1/2" N.C. x 2-5/8") . . . . .	4
3	13- 860	BOLT - brake hsg. (1/2 x 3-3/4" N.C. hex.) . . . . .	2
3	13- 864	BOLT - brake hsg. (1/2 x 4" N.C. hex.) . . . . .	2
4	92- 8	WASHER - 1/2" lock . . . . .	8
5	25- 118	NUT - 1/2" N.C. hex. . . . .	4
	A 142981	BRAKE ASSY. . . . .	2
10	A 142979	DRUM ASSY. - w/lining (see ref. 22) . . . . .	1
11	A 142980	DISC ASSY. - w/lining (See ref. 22) . . . . .	1
12	211- 21	BALL - (1" Dia.) . . . . .	4
13	G 48508	SPRING - disc return . . . . .	2
14	A 44715	BAND ASSY. - inner, w/lining (See ref. 23) . . . . .	1
15	G 46345	LINK - actuating, inner band . . . . .	2
16	G 49082	PIN - clevis, link to band. . . . .	1
17	132- 26	PIN - cotter (3/32 x 3/4") . . . . .	1
18	A 44717	BAND ASSY. - outer w/lining (See ref. 23) . . . . .	1
19	G 46344	LINK - actuating, outer band . . . . .	2
20	G 49082	PIN - clevis, link to band. . . . .	1
21	132- 26	PIN - cotter (3/32 x 3/4") . . . . .	1
22	A 44720	LINING KIT - drum & disc, w/rivets (for 1 side only) . . . . .	2
23	A 44721	LINING KIT - brake bands, w/rivets (for 1 side only) . . . . .	2
24	G 15801	ANCHOR - brake bands . . . . .	2
25	92- 10	WASHER - 5/8" lock. . . . .	2
26	G 48507	SPRING - brake band return. . . . .	4
27	41- 13	PLUG - return spring hole (13/16" exp.) . . . . .	4
28	A 51968	ROD - brake actuating. . . . .	2
29	141- 5	PIN - clevis, rod to brake links . . . . .	2
30	132- 26	PIN - cotter (3/32 x 3/4") . . . . .	2
31	A 135946	SEAL - dust, actuating rod. . . . .	2

NOTE: CONTINUED ON PAGE 105B



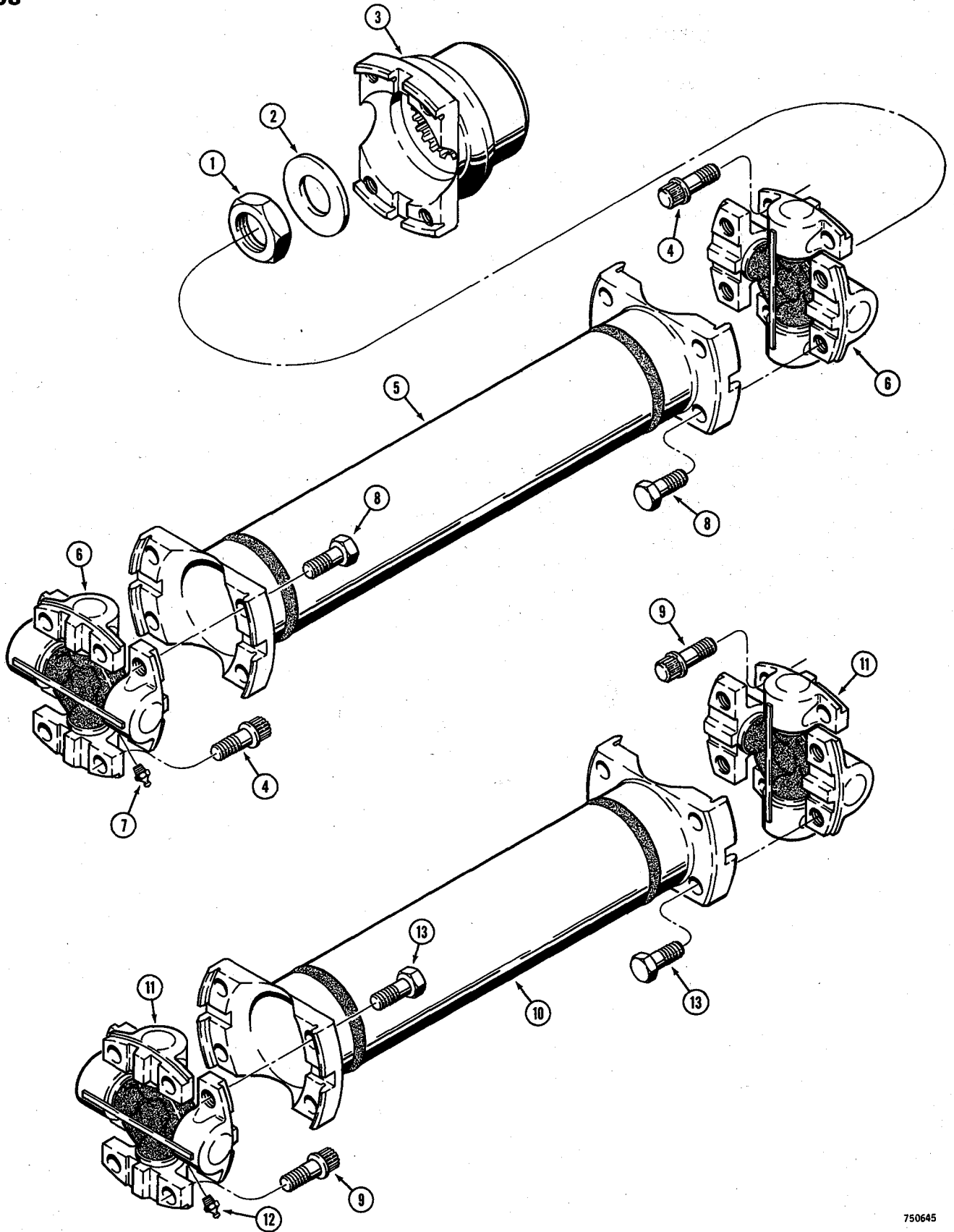
TRANSAXLE  
DIFFERENTIAL BRAKE  
CONTINUED FROM PAGE 105

REF.	PART NO.	DESCRIPTION	REQ'D
35	A 51969	LEVER - brake . . . . .	2
36	A 62822	PIN - brake lever pivot . . . . .	2
37	A 62822	PIN - pivot pin retaining (3/16 x 1-1/4" roll). . . . .	2
38	A 62230	NUT - ratchet, brake adjusting . . . . .	2
39	A 27891	"O" RING - adj. nut (3/8 x 9/16 x 3/32") . . . . .	2
40	A 64490	CAM - self adjusting brake . . . . .	2
41	A 58471	BOLT - cam pivot . . . . .	1
42	A 60489	SPRING - self adj. brake cam. . . . .	2
43	A 51971	PIN - spring limit (5/16 x 2-1/4") . . . . .	2
44	A 51972	PIN - spring anchor (3/8 x 1-5/8") . . . . .	2
45	138- 71	PIN - anchor pin to hsg. (5/32 x 5/8" roll) . . . . .	2
46	A 51970	ROD - ratchet lock . . . . .	2
47	138- 20	PIN - rod retaining, inside (5/64 x 1/2" roll) . . . . .	2
48	132- 5	PIN - rod retaining, outer (1/16 x 1/2" cotter). . . . .	2
49	A 59609	BRACKET - self adjusting brake. . . . .	2
50	13- 610	BOLT - bracket (3/8 x 5/8" N.C. hex.). . . . .	2
51	138- 92	PIN - bracket anchor (3/16 x 3/4" roll) . . . . .	2
52	A 60555	SPRING - ratchet rod return . . . . .	2
53	A 51973	SPRING - brake return . . . . .	2
54	A 51974	BRACKET - anchor, return spring, right hand . . . . .	1
54	A 51975	BRACKET - anchor, return spring, left hand. . . . .	1
58	A 51976	CYLINDER ASSY. - brake. . . . .	2
59	NSS	BODY - cylinder . . . . .	1
	A 45383	PISTON ASSY . . . . .	1
60	NSS	PISTON . . . . .	1
61*	L 32132	"O" RING - piston (11/16 x 7/8 x 3/32") . . . . .	1
62*	A 42252	RING - "O" Ring backup . . . . .	1
63*	A 42256	RING - snap, piston retaining . . . . .	1
64*	A 45382	BOOT - cylinder weather seal . . . . .	1
65*	A 42254	ROD - push. . . . .	1
66	A 41491	SCREW - cylinder bleeder . . . . .	1
	A 45387	REPAIR KIT - wheel cylinder (incl. all items w/*). . . . .	2
68	13- 420	BOLT - brake cyl. to lever (1/4 x 1-1/4" N.C. hex.). . . . .	4
69	92- 4	WASHER - 1/4" lock. . . . .	4
70	25- 104	NUT - 1/4" N.C. hex. . . . .	4



## TRANSAXLE AND DIFFERENTIAL LOCK

REF.	PART NO.	DESCRIPTION	REQ'D.
1	A 137164	TRANSAXLE - complete, with differential lock (Parts list pages 95-105)	1
2	D 69605	SUPPORT - R.H.	1
3	D 69606	SUPPORT - L.H.	1
4	13- 820	HHCS - 1/2" - 13 NC x 1-1/4"	4
5	92- 8	WASHER - med. sect. lock, 1/2"	4
6	25- 108	NUT - hex., 1/2" - 13 NC	4
7	D 69763	STUD - 1/2" - 20 NF	4
8	92- 8	WASHER - med sect lock, 1/2"	4
9	25- 118	NUT - hex., 1/2" - 20 NF	4
10	D 69105	KNOB - transaxle	1
11	129- 145	NUT - jam	1
12	13- 12128	HHCS - 3/4" - 11 NC x 8"	8
13	D 34666	WASHER - flat, hardened	16
14	25- 1012	NUT - hex., 3/4" - 11 NC	8
15	A 38208	BOLT - lug, rear	16
16	353- 459	BUSHING - nylon	1
17	D 65375	ROD - differential lock	1
18	25- 156	NUT - jam	1
19	213- 4	YOKE - adjustable	1
20	13- 628	HHCS - 3/8" - 16 NC x 1-3/4"	1
21	D 95744	SLEEVE - bushing	1
22	D 65371	LEVER - differential lock	1
23	195- 2034	WASHER - flat, special	1
24	25- 106	NUT - hex., 3/8" - 16 NC	1
25	D 65373	ROD - differential lock	1
26	141- 4	PIN - clevis	3
27	132- 25	PIN - cotter, 3/32" x 1-1/2"	3
28	A 138593	LEVER - shifting	1
29	A 26836	RING - retaining	1
30	A 7923	SEAT - shifting lever	1
31	A 57876	BOOT - gear shift lever	1





## DRIVE SHAFTS (DRY CLUTCH AND POWER SHUTTLE)

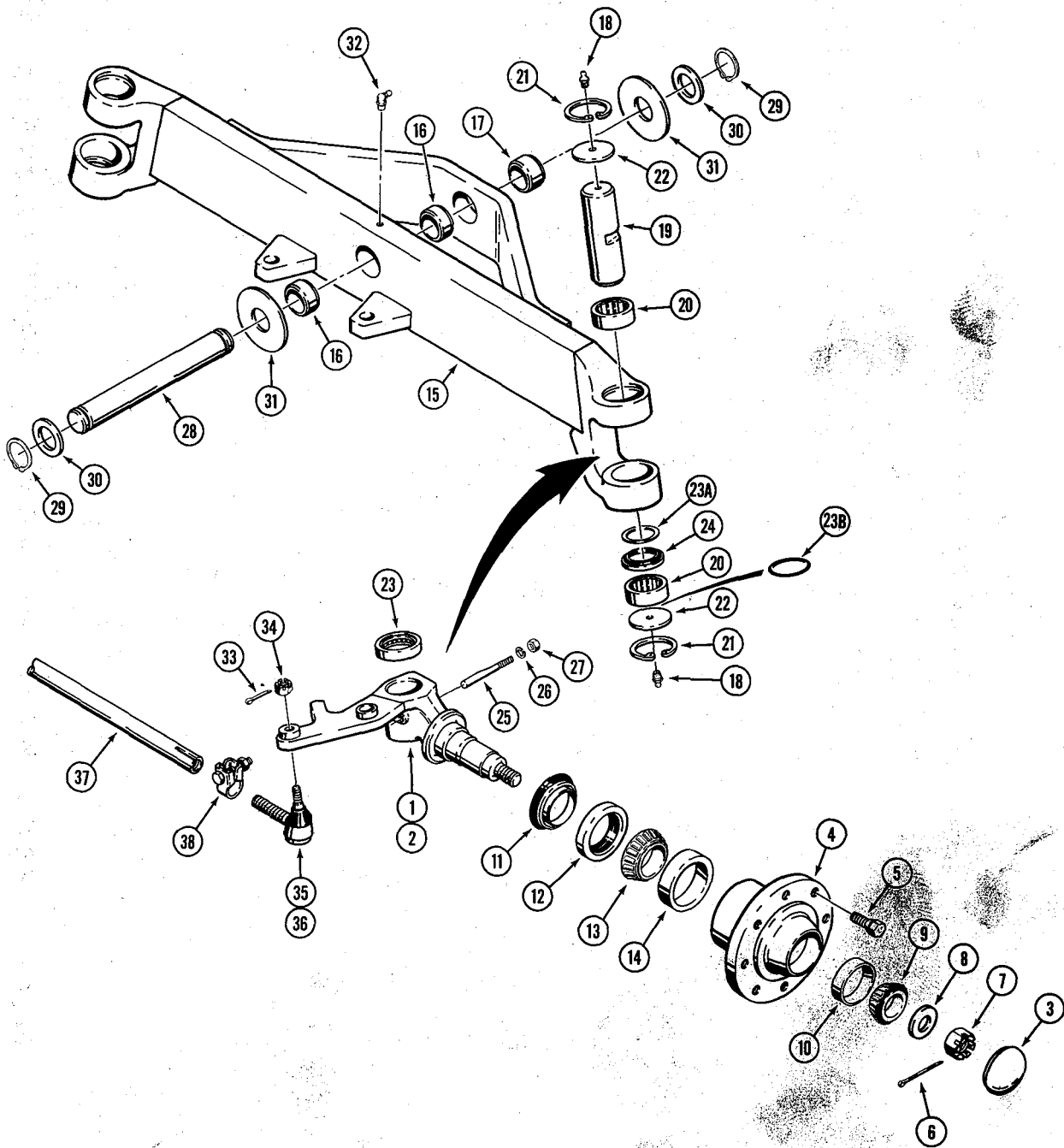
REF.	PART NO.	DESCRIPTION	REQ'D.
------	----------	-------------	--------

## POWER SHUTTLE MODELS

1	131- 91	NUT - hex , 3/4" - 16 NF (Plated) . . . . .	1
2	D 65247	WASHER - flat, 3/4" . . . . .	1
3	D 69669	YOKE - drive shaft mounting . . . . .	1
4	L 30632	SCREW - ferry head, 5/16" - 24 NF x 3/4" . . . . .	8
	D 64924	SHAFT - drive . . . . .	1
5	D 71307	TUBE - driveshaft . . . . .	1
	D 71306	UNIVERSAL JOINT - driveshaft . . . . .	2
6	NSS	UNIVERSAL JOINT - driveshaft . . . . .	1
7	219- 8	FITTING - grease, straight, 1/8" - 28 NF . . . . .	1
8	A 14723	SCREW - 5/16" - 24 NF x 3/4" . . . . .	8


## DRY CLUTCH

9	L 30632	SCREW - ferry head, 5/16" - 24 NF x 3/4" . . . . .	8
	D 64923	SHAFT - drive . . . . .	1
10	D 71308	TUBE - driveshaft . . . . .	1
	D 71306	UNIVERSAL JOINT - driveshaft . . . . .	1
11	NSS	UNIVERSAL JOINT - driveshaft . . . . .	1
12	219- 8	FITTING - grease, straight, 1/8" - 28 NF . . . . .	1
13	A 14723	SCREW - 5/16" - 24 NF x 3/4" . . . . .	8



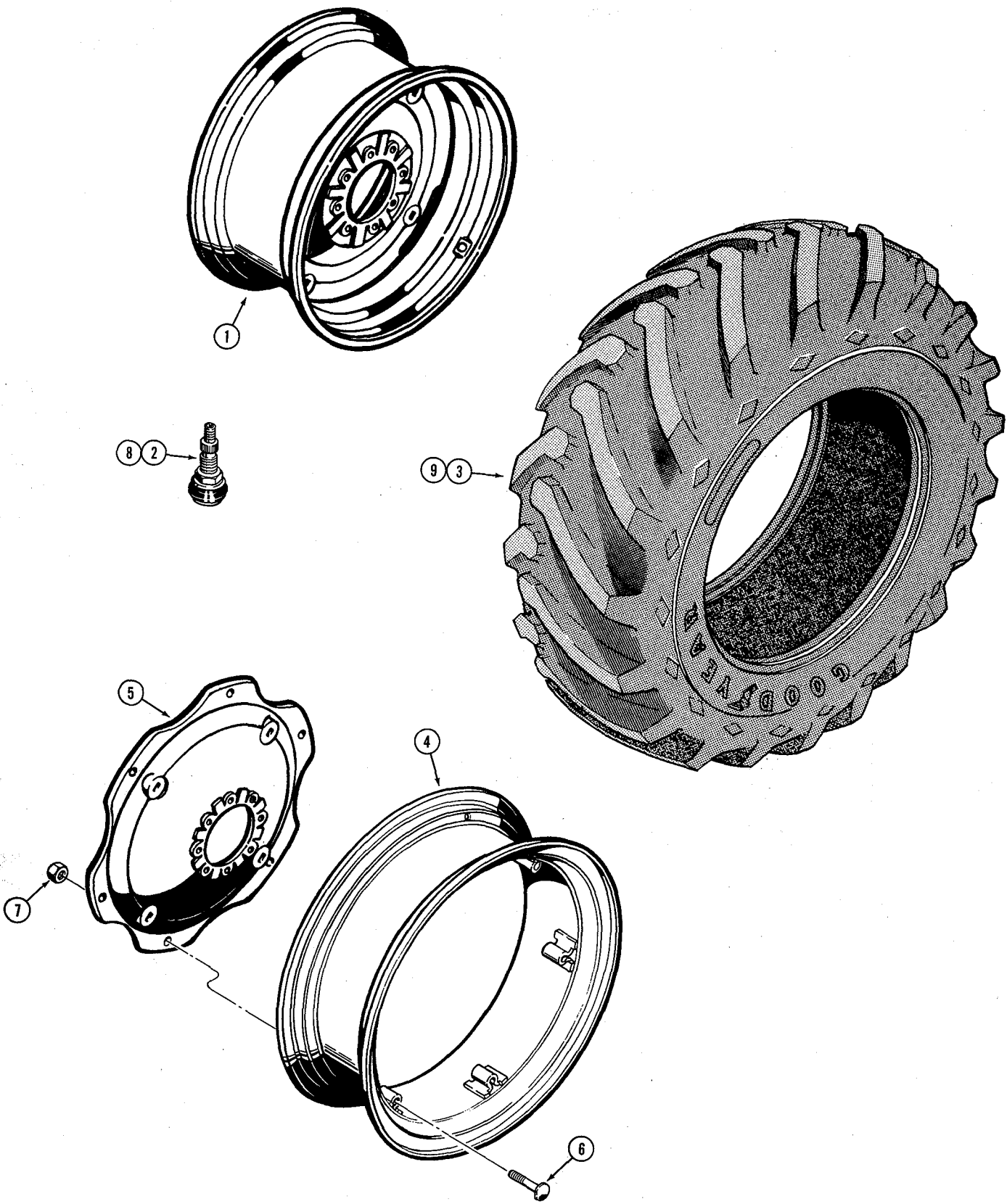
## FRONT AXLE AND SPINDLES

REF.	PART NO.	DESCRIPTION	REQ'D.
1	D 71843	SPINDLE - right-hand	1
2	D 71844	SPINDLE - left-hand	1
3	A 61450	CAP - hub	2
4	A 66678	HUB - front wheel	2
5	A 38208	BOLT - wheel retaining	16
6	132- 99	PIN - cotter, 3/16" x 2"	2
7	25- 1918	NUT - hex. slotted (1-1/8" - 12 NF)	2
8	A 62918	WASHER - flat, 1-1/8"	2
9	G 15215	BEARING - tapered roller	2
10	G 15214	RACE - bearing	2
11	A 61449	SEAL - bearing, spindle	2
12	A 61448	SEAL - bearing, hub	2
13	A 61447	BEARING - tapered roller	2
14	A 61446	RACE - bearing	2
15	D 67317	AXLE - front	1
16	D 61241	BUSHING - axle	2
17	D 43940	BUSHING - axle	1
18	219- 1	FITTING - grease, 1/8" NPT	4
19	D 72337	PIN - king	2
20	L 30246	BEARING - king pin	4
21	A 27463	SNAP RING - internal	4
22	D 72371	SPACER - king pin	4
23	A 27602	BEARING - spacer	2
23A	D 72372	RACE - bearing	2
23B	A 23904	SEAL - "O"ring	4
24	D 61297	SEAL - oil	2
25	D 57486	PIN - king pin lock	2
26	92- 8	WASHER - med. sect. lock, 1/2"	2
27	25- 118	NUT - hex, lock (1/2" - 20 NF)	2
28	D 64171	PIN - axle pivot	1
29	D 25280	SNAP RING - external	2
30	195- 2152	WASHER - spacer	2
31	D 61076	WASHER - spacer	UAR
32	219- 56	FITTING - grease, 90° (1/8" NPT)	1
33	132- 50	PIN - cotter	2
34	25- 1310	NUT - hex, slotted (5/8" - 18 NF)	2
35	D 71713	END - tie rod, R.H.	1
36	D 71714	END - tie rod, L.H.	1
37	D 70491	TUBE - tie rod	1
38	A 16638	CLAMP - tie rod (Includes hardware)	2



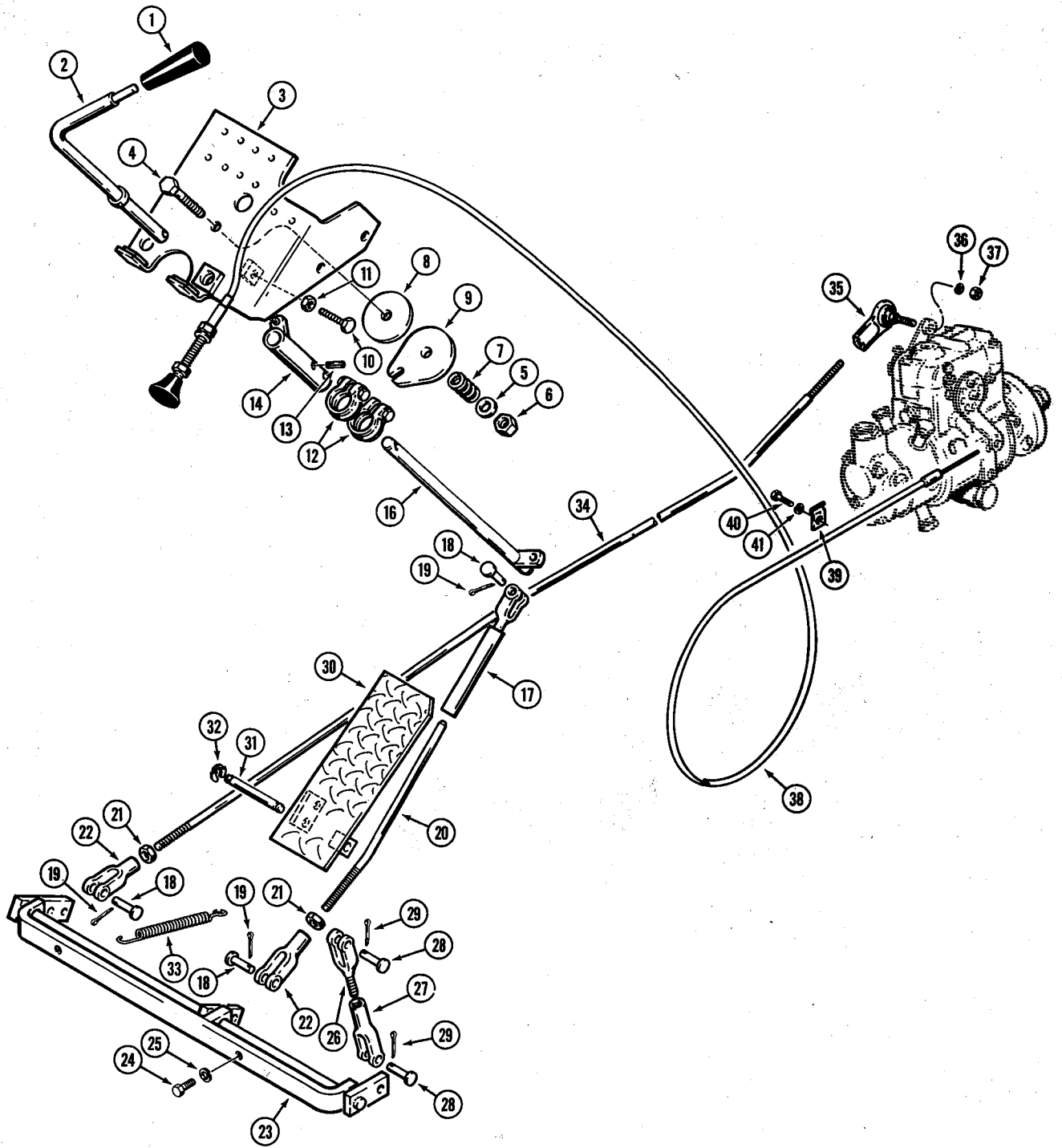
## FRONT WHEELS AND TIRES

REF.	PART NO.	DESCRIPTION	REQ'D.
<b>7.50 x 16 - 10 PLY TIRES</b>			
1	A 39528	WHEEL - tire .....	1
2	REF.	TIRE - front .....	1
3	A 38261	VALVE STEM - wheel .....	1
<b>11L x 16 - 10 PLY TIRES</b>			
1	A 39529	WHEEL - tire .....	1
2	REF.	TIRE - front .....	1
3	A 38261	VALVE STEM - wheel .....	1



## REAR DRIVE WHEELS

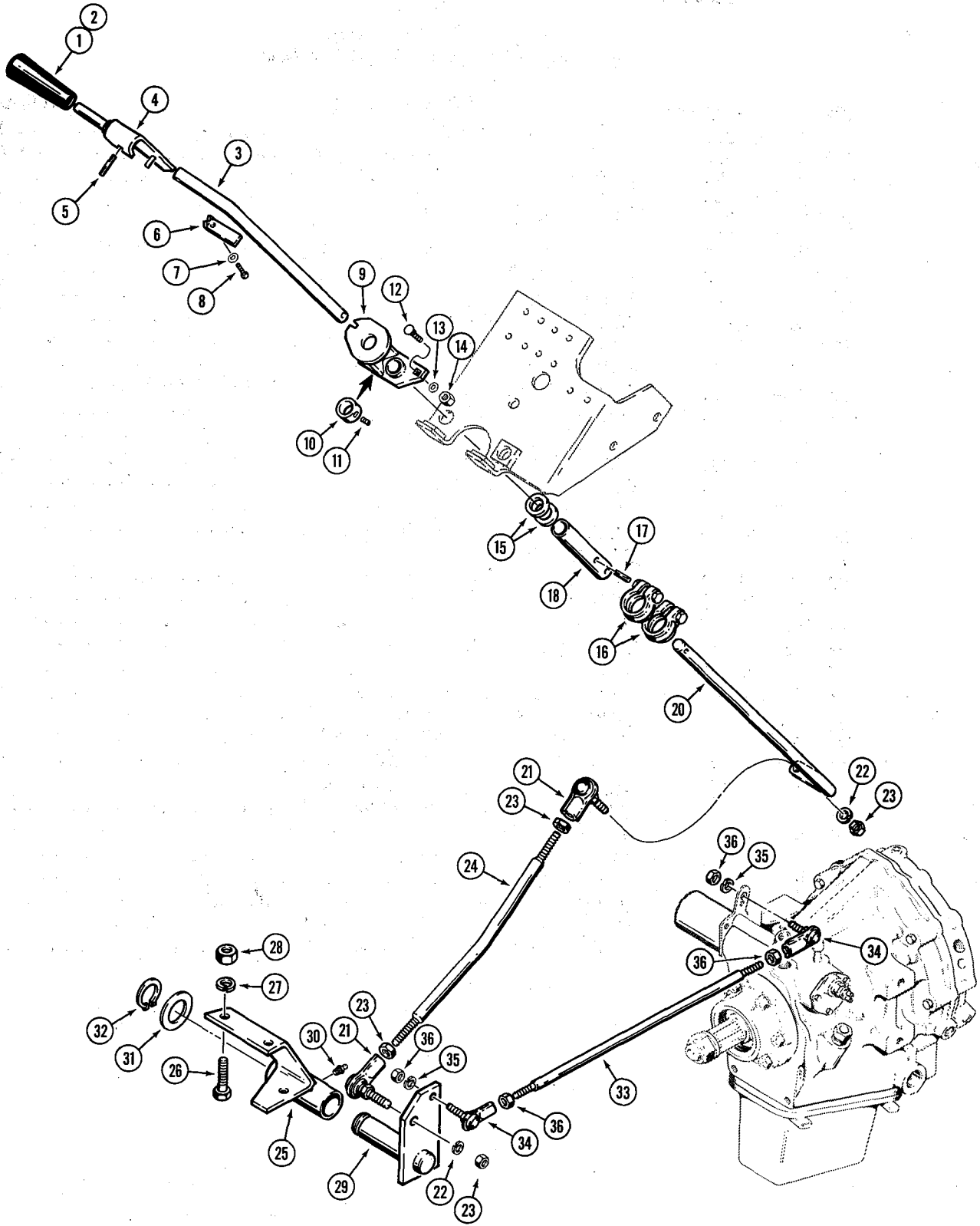
REF.	PART NO.	DESCRIPTION	REQ'D.
<b>14.9 x 24 - FIXED DISC WHEEL</b>			
1	A 35578	RIM - tire . . . . .	2
2	A 20058	VALVE STEM - rim . . . . .	2
3	REF.	TIRE - rear . . . . .	2
<b>16.9 x 24 - FIXED DISC WHEEL</b>			
1	A 39787	RIM - tire . . . . .	2
2	A 20058	VALVE STEM - rim . . . . .	2
3	REF.	TIRE - rear . . . . .	2
<b>14.9 x 24 - OFFSET FIXED DISC WHEEL</b>			
1	A 35906	RIM - tire . . . . .	2
2	A 20058	VALVE STEM - rim . . . . .	2
3	REF.	TIRE - rear . . . . .	2
<b>14.9 x 24 - DEMOUNTABLE RIMS</b>			
4	D 72304	RIM - tire . . . . .	2
5	D 72323	DISC - wheel, demountable . . . . .	2
6	G 10701	BOLT - 5/8" - 18 NF x 2-11/16" (Special) . . . . .	12
7	129- 565	NUT - hex, 5/8" - 18 NF (Plated) . . . . .	12
8	A 20058	VALVE STEM - rim . . . . .	2
9	REF.	TIRE - rear . . . . .	2
<b>16.9 x 24 - DEMOUNTABLE RIMS</b>			
4	D 72303	RIM - tire . . . . .	2
5	D 72323	DISC - wheel, demountable . . . . .	2
6	G 10701	BOLT - 5/8" - 18 NF x 2-11/16" (Special) . . . . .	12
7	129- 565	NUT - hex, 5/8" - 18 NF (Plated) . . . . .	12
8	A 20058	VALVE STEM - rim . . . . .	2
9	REF.	TIRE - rear . . . . .	2





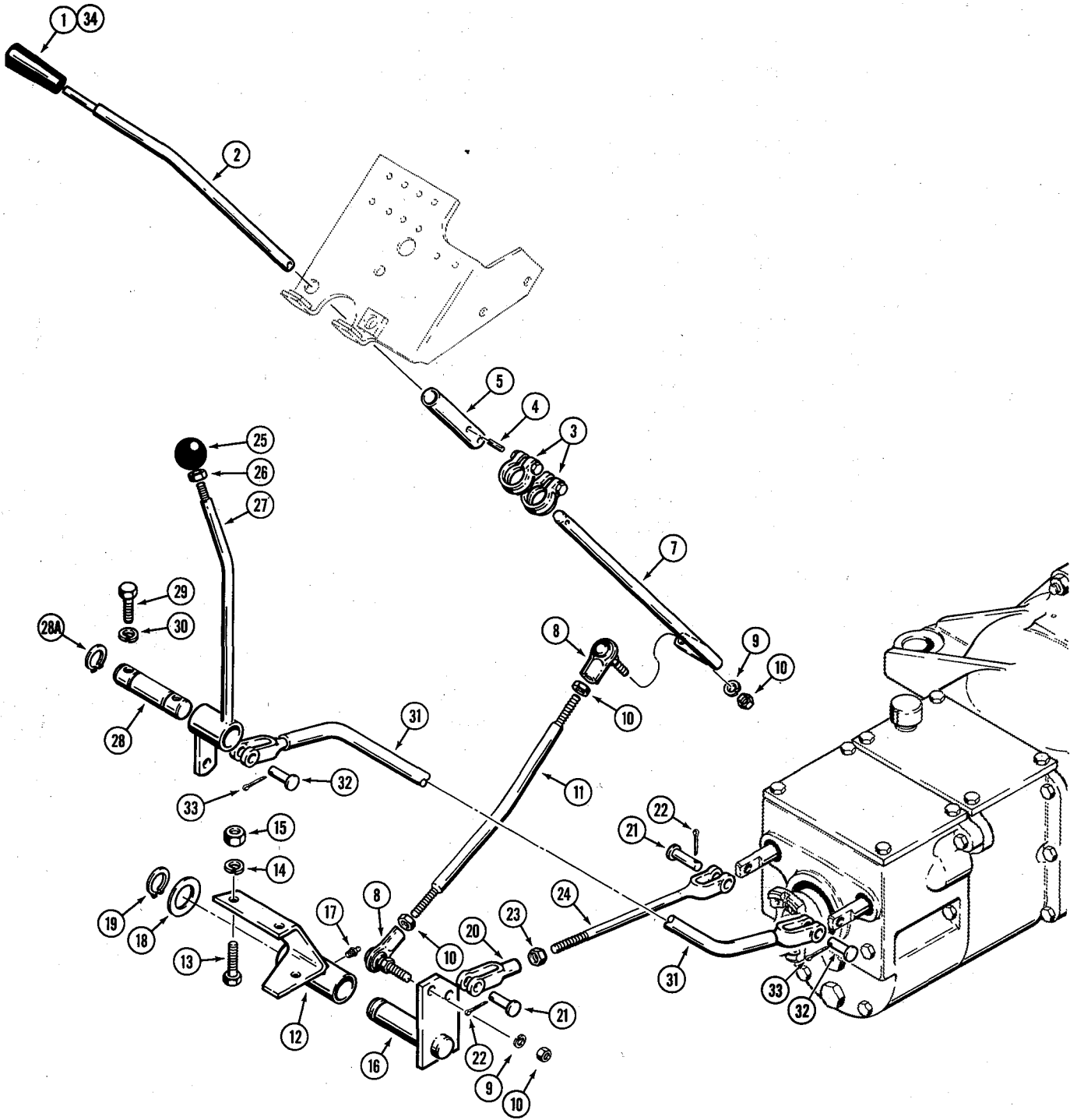
## THROTTLE AND FUEL SHUTOFF CABLE

REF.	PART NO.	DESCRIPTION	REQ'D.
A	37247	KNOB - hand throttle	1
D	72528	LEVER - hand throttle	1
D	70721	BRACKET - mounting	1
13-	836	HHCS - 1/2" - 13 NC x 2-1/4"	1
195-	33	WASHER - flat, 1/2"	1
131-	654	NUT - hex., lock (1/2" - 13 NC)	1
A	34113	SPRING - detent	1
R	15071	DISK - friction	1
D	66096	PLATE - throttle linkage	1
13-	416	HHCS - 1/4" - 20 NC x 1"	1
25-	104	NUT - hex., 1/4" - 20 NC	1
D	71880	CLAMP - throttle linkage	2
138-	150	PIN - roll	2
D	71815	CLAMP - throttle linkage	1
15		RESERVED	
D	71820	SHAFT - throttle	1
D	66655	SLEEVE - throttle	1
141-	3	PIN - yoke	3
132-	24	PIN - cotter, 3/32" x 1/2"	3
D	68266	ROD - throttle	1
25-	115	NUT - hex., jam	2
213-	3	YOKE - rod	2
D	68267	SHAFT - throttle	1
13-	612	HHCS - 3/8" - 16 NC x 3/4"	2
92-	6	WASHER - med. sect. lock, 3/8"	2
D	68186	YOKE - rod	1
213-	3	YOKE - rod	1
141-	3	PIN - yoke	2
132-	24	PIN - cotter, 3/32" x 1/2"	2
D	66581	PEDAL - foot throttle	1
D	66055	PIN - pivot	1
D	95093	SNAP RING - retaining	2
D	42889	SPRING - throttle return	1
D	68268	ROD - throttle control	1
D	63154	JOINT - ball, 1/4"	1
92-	4	WASHER - med. sect. lock, 1/4"	1
25-	114	NUT - hex., jam (1/4" - 20 NC)	1
D	67656	CABLE - fuel shutoff	1
A	26673	CLIP - cable retaining	1
113-	2	HHCS - 1/4" - 20 NC x 5/8" (Plated)	1
92-	4	WASHER - med sect lock, 1/4"	1



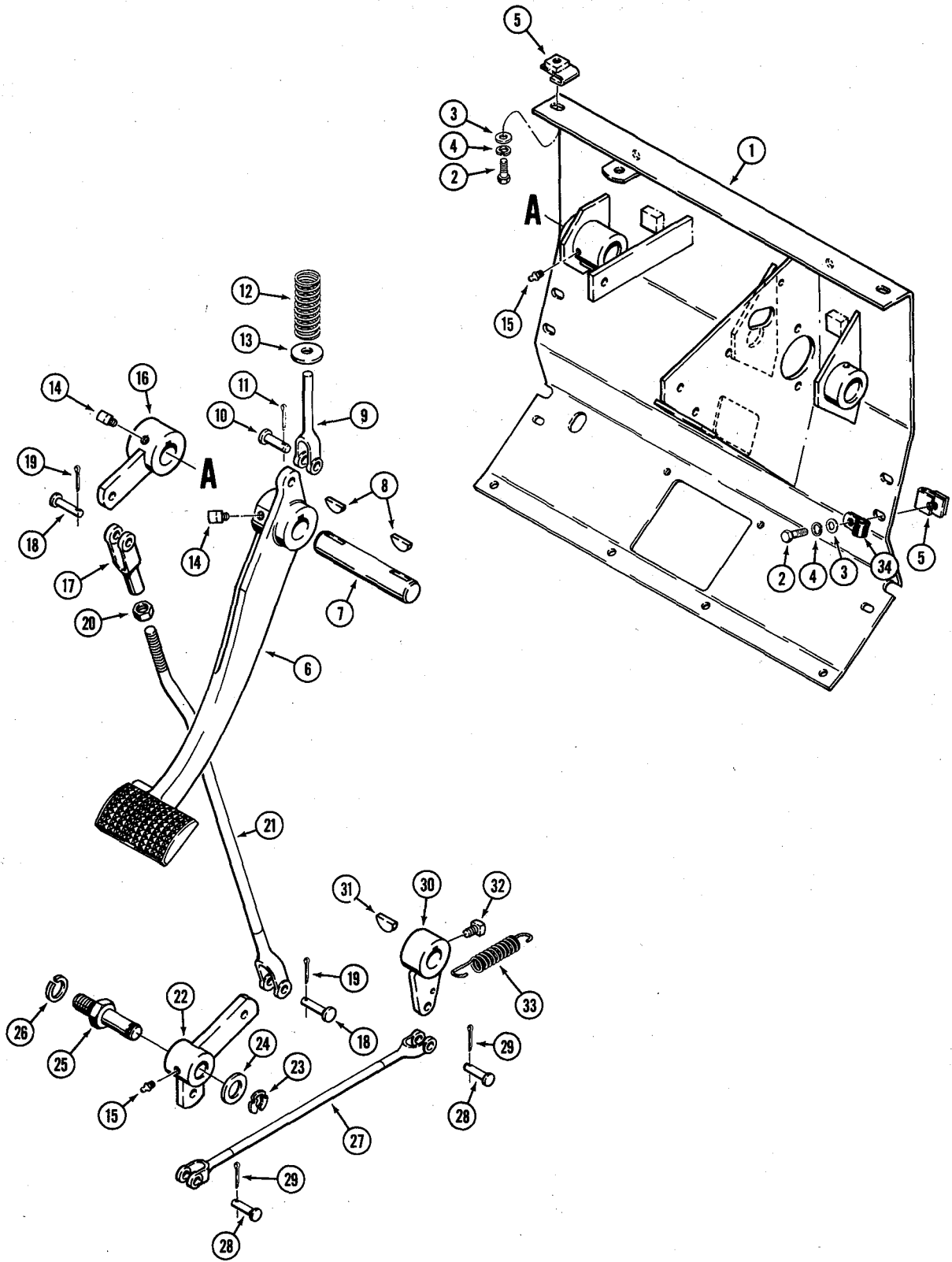
**SHUTTLE CONTROL  
POWER SHUTTLE MODELS ONLY**

REF.	PART NO.	DESCRIPTION	REQ'D.
1	A 37247	KNOB - power shuttle control . . . . .	1
2	345- 60	LOCTITE - grade AVV #86, 1 cc tube . . . . .	UA
3	D 71830	LEVER - power shuttle . . . . .	1
4	D 71957	LEVER - with pin, detent . . . . .	1
5	138- 2053	PIN - roll, 1/4" x 1-1/4" . . . . .	1
6	A 38296	SPRING - detent . . . . .	1
7	195- 8	WASHER - flat, #8 . . . . .	1
8	192- 82	SCREW - #8 x 1/4" . . . . .	1
9	D 72891	BRACKET - detent . . . . .	1
10	D 43620	COLLAR - bearing . . . . .	1
11	83- 54	SCREW - set, 5/16" - 18 NC x 1/4" . . . . .	1
12	12- 512	BOLT - carriage, 5/16" - 18 NC x 3/4" (Plated) . . . . .	3
13	195- 21	WASHER - flat, 5/16" . . . . .	3
14	131- 651	NUT - hex., lock (5/16") . . . . .	3
15	D 70730	WASHER - heat treated . . . . .	UA
16	D 71880	CLAMP - shuttle control rod . . . . .	2
17	138- 150	PIN - roll . . . . .	2
18	D 71813	SLEEVE - shuttle shift lever . . . . .	1
19		RESERVED	
20	D 71822	SHAFT - shuttle control . . . . .	1
21	D 69180	JOINT - ball . . . . .	2
22	92- 6	WASHER - med. sect. lock, 3/8" . . . . .	2
23	25- 116	NUT - hex., 3/8" - 24 NC . . . . .	4
24	D 67493	ROD - shifting . . . . .	1
25	D 67497	BRACKET - shuttle shifting . . . . .	1
26	13- 616	HHCS - 3/8" - 16 NC x 1" . . . . .	3
27	92- 6	WASHER - med. sect. lock, 3/8" . . . . .	3
28	25- 106	NUT - hex., 3/8" - 16 NC . . . . .	3
29	D 67814	BELLCRANK - shuttle shifting . . . . .	1
30	219- 1	FITTING - grease, straight (1/8" NPT) . . . . .	1
31	F 41695	WASHER - plain . . . . .	1
32	D 95098	SNAP RING - retaining . . . . .	1
33	D 67811	ROD - shuttle control . . . . .	1
34	D 63154	JOINT - ball, 1/4" . . . . .	2
35	92- 4	WASHER - med. sect. lock, 1/4" . . . . .	2
36	25- 114	NUT - hex., lock (1/4" - 28 NF) . . . . .	4



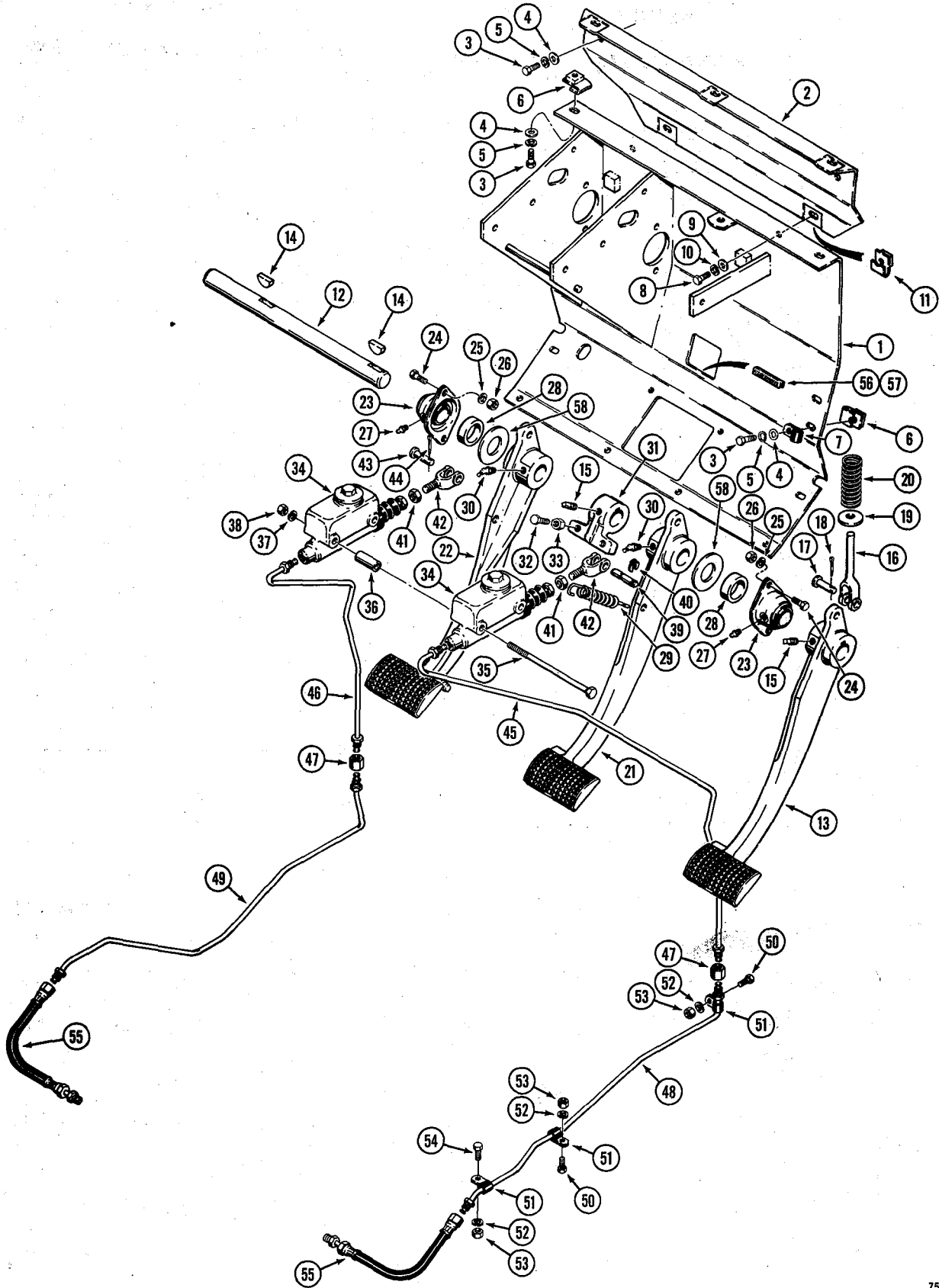
**SHUTTLE CONTROL  
DRY CLUTCH MODELS ONLY**

REF.	PART NO.	DESCRIPTION	REQ'D.
1	A 37247	KNOB - shuttle control lever, column . . . . .	1
2	D 72528	LEVER - shuttle control, column . . . . .	1
3	D 71880	CLAMP - shuttle rods . . . . .	2
4	138- 150	PIN - roll . . . . .	2
5	D 71813	SLEEVE - shuttle shift lever . . . . .	1
6		RESERVED	
7	D 71818	SHAFT - shuttle control, column . . . . .	1
8	D 69180	JOINT - ball, 3/8" . . . . .	2
9	92- 6	WASHER - med. sect. lock, 3/8" . . . . .	2
10	25- 116	NUT - hex., lock (3/8" - 24 NC) . . . . .	4
11	D 67493	ROD - shuttle control, column . . . . .	1
12	D 67497	BRACKET - shuttle control, column . . . . .	1
13	13- 616	HHCS - 3/8" - 16 NC x 1" . . . . .	3
14	92- 6	WASHER - med. sect. lock, 3/8" . . . . .	3
15	25- 106	NUT - hex, 3/8" - 16 NC . . . . .	3
16	D 67490	BELLCRANK - shuttle control, column . . . . .	1
17	219- 1	FITTING - grease, straight (1/8" NPT) . . . . .	1
18	F 41695	WASHER - plain . . . . .	1
19	D 95098	SNAP RING - retaining . . . . .	1
20	213- 4	YOKE - rod . . . . .	1
21	141- 4	PIN - voke . . . . .	2
22	132- 24	PIN - cotter, 3/32" - 1/2" . . . . .	2
23	25- 116	NUT - hex. lock (3/8" - 24 NF) . . . . .	1
24	D 35814	ROD - shuttle control, column . . . . .	1
25	D 69106	KNOB - shuttle control, floor . . . . .	1
26	129- 145	NUT - jam, 1/2" - 13 NC . . . . .	1
27	D 70718	LEVER - shuttle control, floor . . . . .	1
28	D 67162	SHAFT - shuttle lever mounting . . . . .	1
28A	D 95098	RING - retaining . . . . .	2
29	13- 612	HHCS - 3/8" - 16 NC x 3/4" . . . . .	2
30	92- 6	WASHER - med. sect. lock, 3/8" . . . . .	2
31	D 67529	ROD - shuttle control, floor . . . . .	1
32	141- 4	PIN - yoke . . . . .	2
33	132- 24	PIN - cotter, 3/32" x 1/2" . . . . .	2
34	345- 60	LOCTITE - grade AVV #86, 1 cc tube . . . . .	1



## CLUTCH PEDAL AND LINKAGE

REF.	PART NO.	DESCRIPTION	REQ'D.
1	D 67017	FIREWALL - clutch mounting . . . . .	1
2	13- 616	HHCS - 3/8" - 16 NC x 1" . . . . .	8
3	195- 25	WASHER - flat, 3/8" . . . . .	8
4	92- 6	WASHER - med. sect. lock, 3/8" . . . . .	8
5	131- 634	NUT - "J" type, 3/8" - 16 NC . . . . .	8
6	D 67987	PEDAL - clutch . . . . .	1
7	D 67039	SHAFT - clutch pedal . . . . .	1
8	126- 33	KEY - woodruff, 5/16" x 1-1/4" . . . . .	2
9	D 66142	YOKE - clutch pedal . . . . .	1
10	141- 5	PIN - clevis, 7/16" . . . . .	1
11	132- 26	PIN - cotter, 3/32" x 3/4" . . . . .	1
12	D 72404	SPRING - clutch pedal return . . . . .	1
13	95- 7	WASHER - flat, 7/16" . . . . .	1
14	85- 612	SCREW - set, square head (3/8" - 16 NC x 3/4") . . . . .	2
15	219- 1	FITTING - grease, straight (1/8" NPT) . . . . .	2
16	D 67-29	LEVER - clutch . . . . .	1
17	213- 6	YOKE - 1/2" dia. . . . .	1
18	141- 6	PIN - yoke, 1/2" dia. . . . .	2
19	132- 48	PIN - cotter, 1/8" x 1" . . . . .	2
20	25- 118	NUT - hex., 1/2" - 20 NF . . . . .	1
21	D 70394	ROD - clutch, upper . . . . .	1
22	D 70468	BELLCRANK - clutch . . . . .	1
23	D 95097	SNAP RING - retaining . . . . .	1
24	195- 45	WASHER - flat, 25/32" . . . . .	1
25	D 67041	STUD - special . . . . .	1
26	92- 12	WASHER - med. sect. lock, 3/4" . . . . .	1
27	D 70450	ROD - clutch, lower . . . . .	1
28	141- 4	PIN - yoke, 3/8" . . . . .	2
29	132- 26	PIN - cotter, 3/32" x 3/4" . . . . .	2
30	D 70454	LEVER - clutch . . . . .	1
31	126- 126	KEY - woodruff, 3/16" x 1-1/8" . . . . .	1
32	85- 612	SCREW - set, square head (3/8" - 16 NC x 3/4") . . . . .	1
33	A 36199	SPRING - clutch return . . . . .	1
34	49851	CLAMP - tube, brake tube . . . . .	2

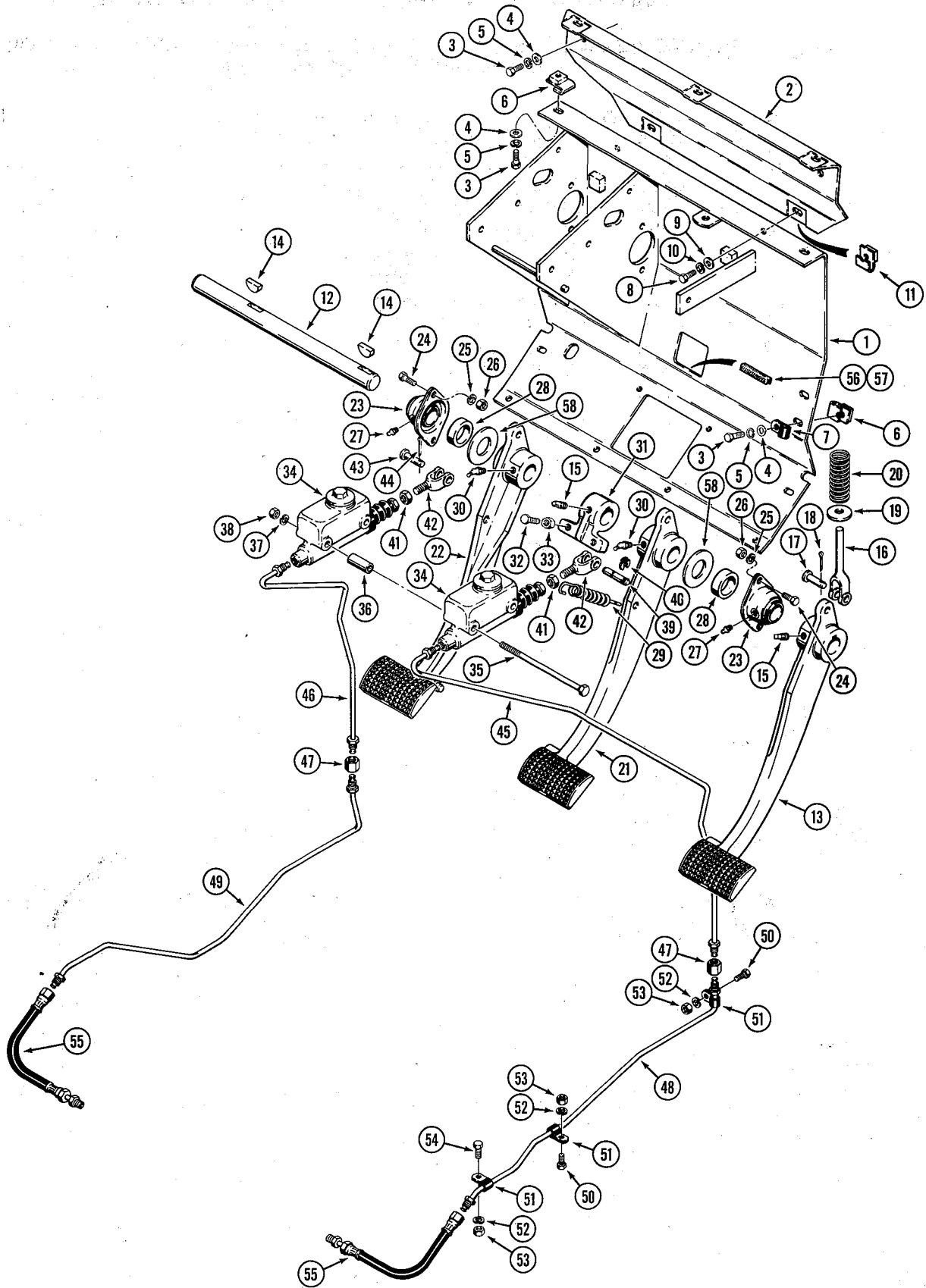




**BRAKE PEDALS, MASTER CYLINDERS AND BRAKE SYSTEM  
POWER SHUTTLE MODELS ONLY**

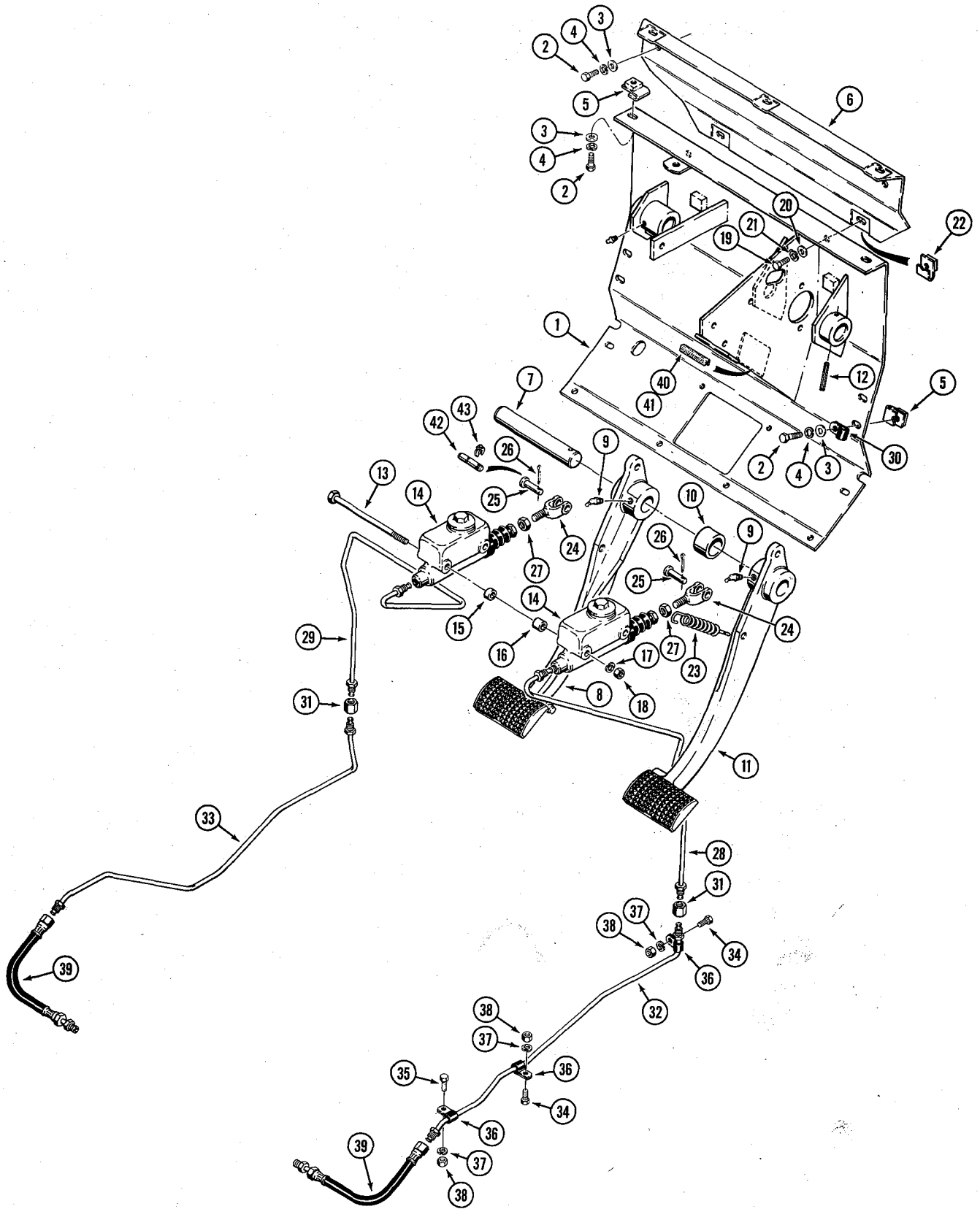
REF.	PART NO.	DESCRIPTION	REQ'D.
1	D 66528	FIREWALL - brake pedal mounting	1
2	D 67256	PLATE - mounting	1
3	13- 616	HHCS - 3/8" - 16 NC x 1"	10
4	195- 25	WASHER - flat, 3/8"	10
5	92- 6	WASHER - med. sect. lock, 3/8"	10
6	131- 634	NUT - "J" type, 3/8" - 16 NC	8
7	49851	CLAMP - tube	2
8	13- 516	HHCS - 5/16" - 18 NC x 1"	2
9	195- 21	WASHER - flat, 5/16"	2
10	92- 5	WASHER - med sect lock, 5/16"	2
11	131- 636	NUT - "J" type, 5/16"	2
12	D 66125	SHAFT - brake pedals	1
13	D 67987	PEDAL - brake, R.H.	1
14	126- 33	KEY - woodruff, 5/16" x 1-1/4"	2
15	85- 612	SCREW - set, square head (3/8" - 16 NC x 3/4")	2
16	D 66142	YOKE - brake, R.H. pedal	1
17	141- 5	PIN - clevis, 7/16"	1
18	132- 26	PIN - cotter, 3/32" x 3/4"	1
19	95- 7	WASHER - flat, 7/16"	1
20	D 72404	SPRING - brake pedal, R.H.	1
21	D 67988	PEDAL - brake, center	1
22	D 67993	PEDAL - brake, L.H.	1
23	D 66705	BEARING - flanged, brake pedal mounting	2
24	13- 616	HHCS - 3/8" - 16 NC x 1"	4
25	92- 6	WASHER - med. sect. lock, 3/8"	4
26	25- 106	NUT - hex., 3/8" - 16 NC	4
27	219- 1	FITTING - grease, straight (1/8" NPT)	2
28	D 66098	SPACER - brake	2
29	A 33810	SPRING - brake return	2
30	219- 40	FITTING - grease, 65° (1/8" NPT)	2
31	D 68123	DOG - brake	1
32	13- 620	HHCS - 3/8" - 16 NC x 1-1/4"	2
33	25- 106	NUT - hex., 3/8" - 16 NC	2
34	L 25419	CYLINDER - master, brake (See page 131 for breakdown)	2
35	15- 6112	BOLT - hex. head, 3/8" - 16 NC x 7"	2
36	D 95747	SPACER - master cylinders	2
37	92- 6	WASHER - med. sect. lock, 3/8"	2
38	25- 106	NUT - hex., 3/8" - 16 NC	2
39	D 68737	PIN - clutch cut-out switch and brake light switch, actuating	1-2
40	D 95094	RING - retaining	2
41	25- 157	NUT - hex., 3/16" - 20 NF	2
42	D 38620	YOKE - brake master cylinder	2
43	141- 5	PIN - voke, 7/16" (Used on models without brake lights)	1
44	132- 26	PIN - cotter, 3/32" x 3/4" (If used)	1
45	D 68109	TUBE - brake, R.H. (Upper)	1
46	D 68111	TUBE - brake, L.H. (Upper)	1

(Con't on next page)



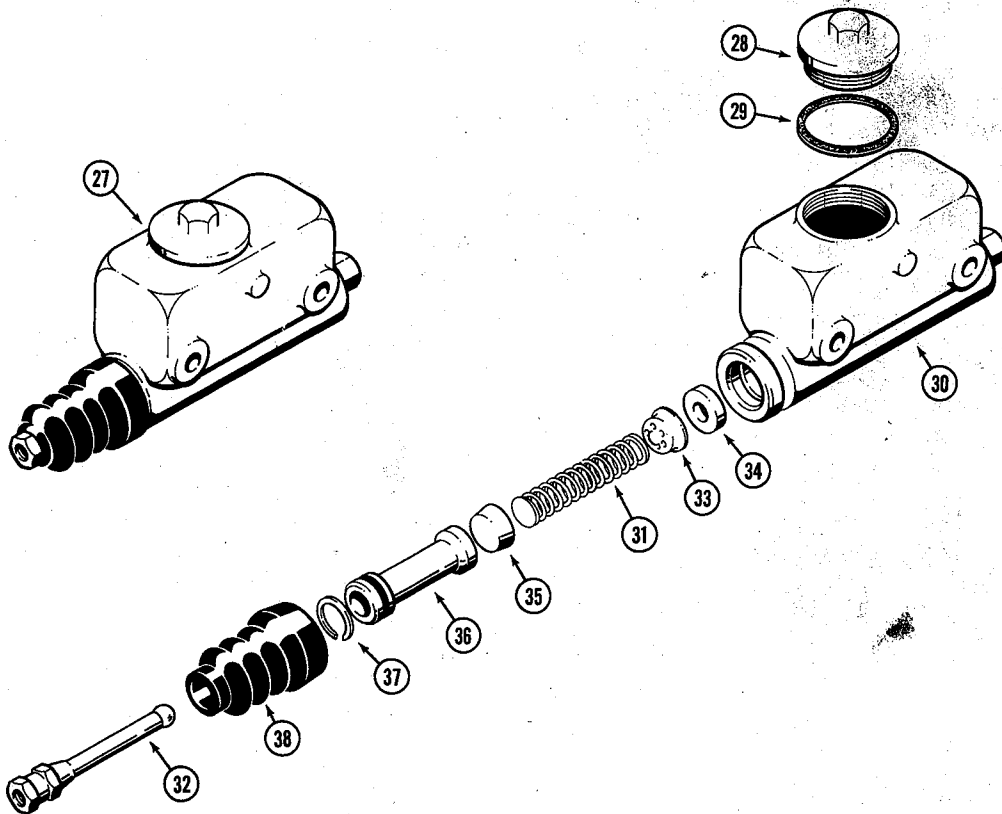
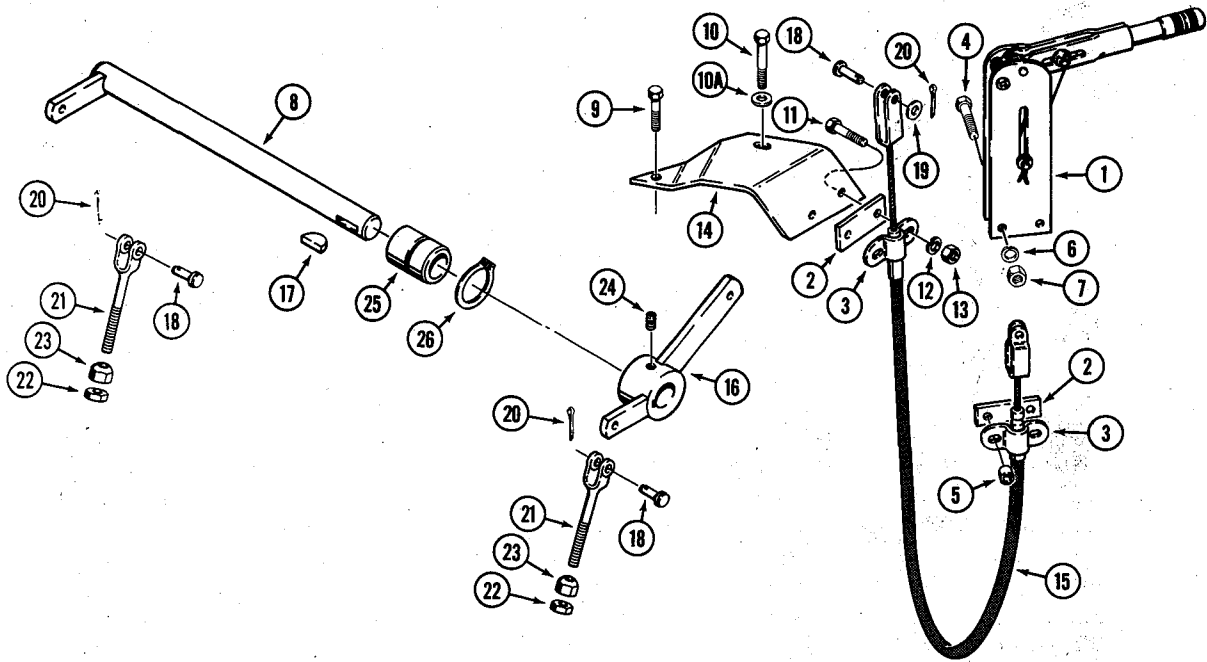
**BRAKE PEDALS, MASTER CYLINDERS AND BRAKE SYSTEM  
POWER SHUTTLE MODELS ONLY**

REF.	PART NO.	DESCRIPTION	REQ'D.
47	222- 1053	UNION - tube, 7/16" - 24 thread	2
48	D 69282	TUBE - brake, R.H. (Lower)	1
49	D 69280	TUBE - brake, L.H. (Lower)	1
50	13- 612	HHCS - 3/8" - 16 NC x 3/4"	4
51	49851	CLAMP - tube	6
52	92- 6	WASHER - med. sect. lock, 3/8"	6
53	25- 106	NUT - hex, 3/8" - 16 NC	6
54	13- 616	HHCS - 3/8" - 16 NC x 1"	2
55	D 66741	HOSE - brake	2
56	D 36180	QUICKEDGE - firewall	2
57	D 72356	QUICKEDGE - firewall	2
58	D 28610	WASHER - flat	UAF



**BRAKE PEDALS, MASTER CYLINDERS AND BRAKE SYSTEM  
DRY CLUTCH MODELS ONLY**

REF.	PART NO.	DESCRIPTION	REQ'D.
1	D 67017	FIREWALL - brake pedal mounting	1
2	13- 616	HHCS - 3/8" - 16 NC x 1"	10
3	195- 25	WASHER - flat, 3/8"	10
4	92- 6	WASHER - med. sect. lock, 3/8"	10
5	131- 634	NUT - "J" type, 3/8" - 16 NC	8
6	D 67256	PLATE - mounting	1
7	D 67983	SHAFT - brake pedals	1
8	D 67993	PEDAL - brake, L.H.	1
9	219- 40	FITTING - grease, 65° (1/8" NPT)	2
10	D 67038	SPACER - brake	1
11	D 67988	PEDAL - brake, R.H.	1
12	138- 177	PIN - roll, 3/8" x 2"	1
13	15- 6104	HHCS - 5/8" - 16 NC x 6-1/2"	2
14	L 25419	CYLINDER - master, brake (Parts list page 131)	2
15	D 95746	SPACER - master cylinder, L.H.	2
16	D 95559	SPACER - master cylinder, R.H.	2
17	92- 6	WASHER - med sect lock, 3/8"	2
18	25- 106	NUT - hex., 3/8" - 16 NC	2
19	13- 516	HHCS - 5/16" - 18 NC x 1"	2
20	195- 21	WASHER - flat, 5/16"	2
21	92- 5	WASHER - med. sect. lock, 5/16"	2
22	131- 636	NUT - "J" type, 5/16" - 18 NC	2
23	A 33810	SPRING - brake pedal return	2
24	D 38620	YOKE - master cylinder	2
25	141- 5	PIN - yoke, 7/16" (Used on units without brake lights)	2
26	132- 26	PIN - cotter, 3/32" x 3/4" (If used)	2
27	25- 157	NUT - jam	2
28	D 68113	TUBE - brake, R.H. (Upper)	1
29	D 68115	TUBE - brake, L.H. (Upper)	1
30	49851	CLAMP - "P" type	2
31	222- 1053	UNION - tube, 7/16" - 24 thread	2
32	D 69282	TUBE - brake, R.H. (Lower)	1
33	D 69280	TUBE - brake, L.H. (Lower)	1
34	13- 612	HHCS - 3/8" - 16 NC x 3/4"	4
35	13- 616	HHCS - 3/8" - 16 NC x 1"	2
36	49851	CLAMP - "P" type	6
37	92- 6	WASHER - med. sect. lock, 3/8"	6
38	25- 106	NUT - hex., 3/8" - 16 NC	6
39	D 66741	HOSE - brake	2
40	D 36180	QUICKEDGE - firewall	2
41	D 72356	QUICKEDGE - firewall	2
42	D 68737	PIN - brake light switch actuating (If used)	2
43	D 95094	RING - retaining (If used)	4

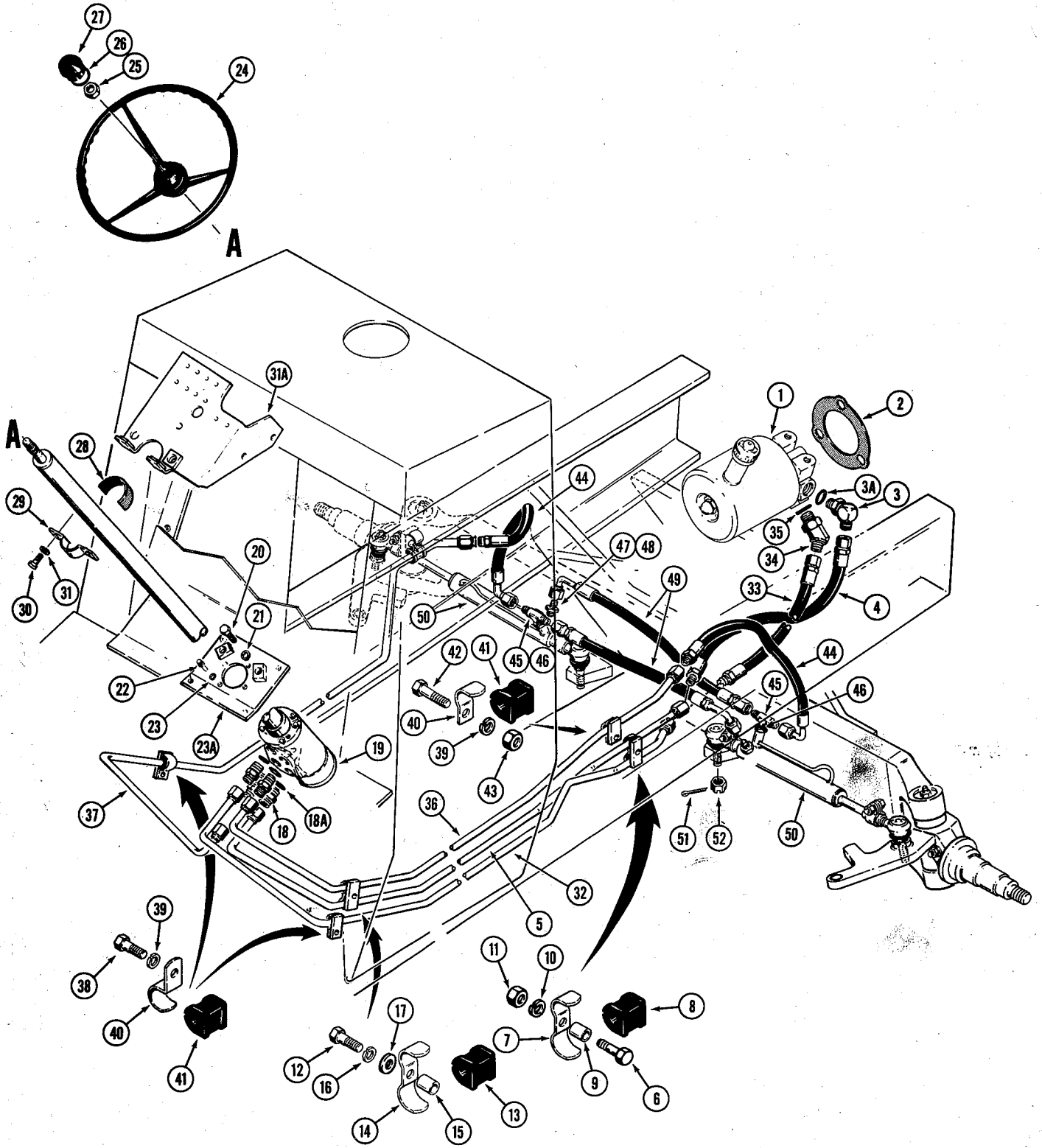


## PARKING BRAKE AND MASTER CYLINDER

REF.	PART NO.	DESCRIPTION	REQ'D.
1	D 69996	LEVER - hand brake	1
2	D 69990	PLATE - spacer	2
3	A 55980	CLAMP - cable, 1/2"	2
4	13- 532	HHCS - 5/16" - 18 NC x 2"	2
5	D 69991	SPACER - 11/32" I.D. x 1/2" O.D.	2
6	92- 5	WASHER - med sect lock, 5/16"	2
7	25- 105	NUT - hex., 5/16" - 18 NC	2
8	D 69400	SHAFT - hand brake	1
9	13- 624	HHCS - 3/8" - 16 NC x 1-1/2"	1
10	13- 632	HHCS - 3/8" - 16 NC x 2"	1
10A	195- 25	WASHER - flat, 3/8"	1
11	13- 524	HHCS - 5/16" - 18 NC x 1-1/2"	2
12	92- 5	WASHER - med. sect. lock, 5/16"	2
13	25- 105	NUT - hex., 5/16" - 18 NC	2
14	D 69997	BRACKET - cable mounting	1
15	D 69994	CABLE - hand brake	1
16	D 69995	ARM - hand brake	1
17	126- 24	KEY - woodruff, #15	1
18	141- 3	PIN - clevis, 5/16"	3
19	195- 21	WASHER - flat, 5/16"	1
20	132- 24	PIN - cotter	3
21	D 69411	ROD - hand brake	2
22	25- 105	NUT - hex., 5/16" - 18 NC	2
23	D 69410	NUT - hand brake, 5/16" - 18 NC	2
24	85- 610	SCREW - set, 3/8" - 16 NC x .62"	1
25	D 69982	BUSHING - spacer	1
26	D 25279	SNAP RING - retaining	1

## L25419 MASTER CYLINDER

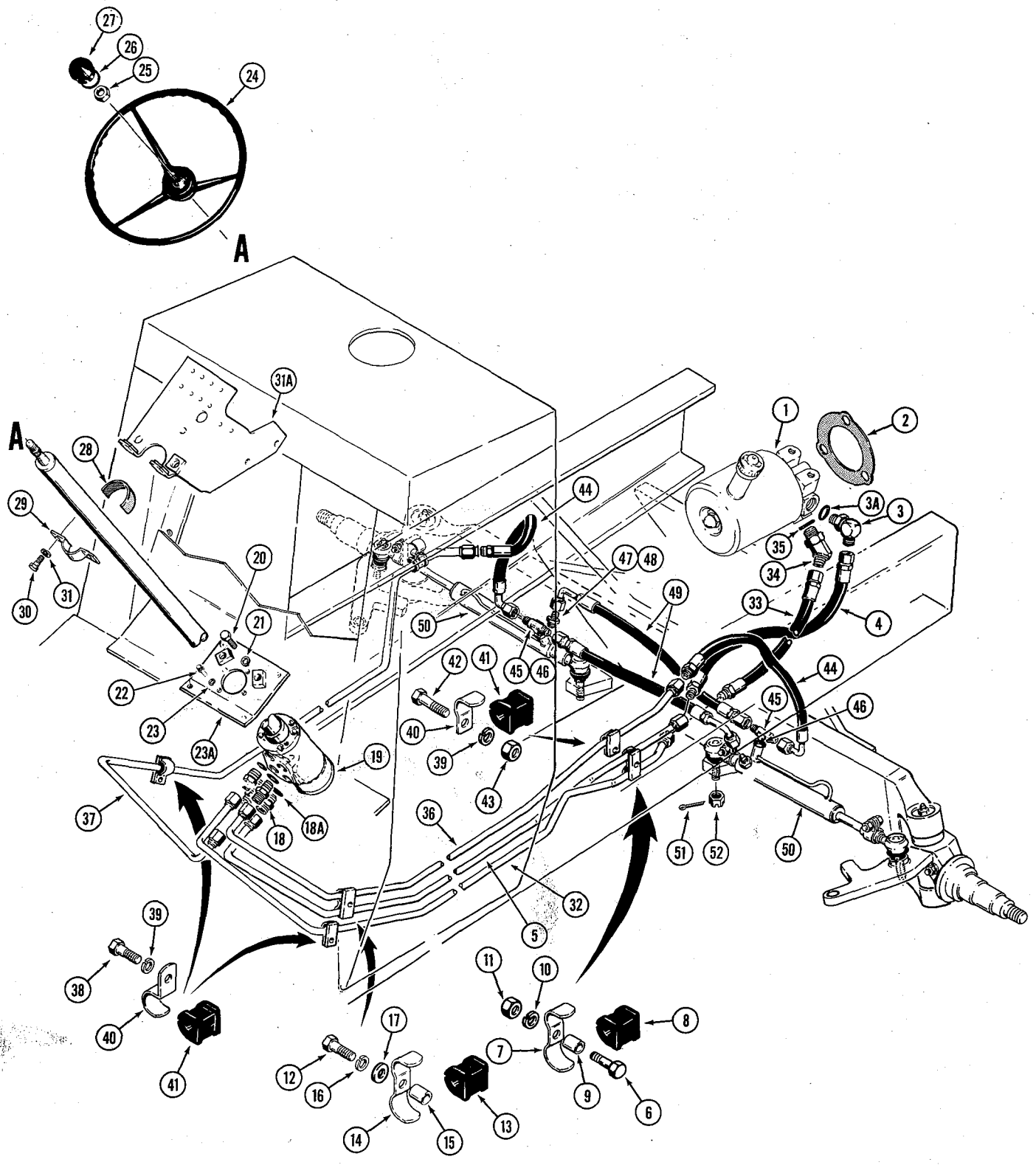
27	L 25419	CYLINDER - master, brake	1
28	L 32127	CAP - filler	1
29	L 32128	GASKET - filler cap	1
30	NSS	BODY - master cylinder	1
31	L 32126	SPRING - piston return	1
32	L 32137	ROD - push	1
	L 32129	KIT - service, master cylinder	1
33	NSS	VALVE - check	1
34	NSS	SEAT - valve	1
35	NSS	CUP - cylinder	1
36	NSS	PISTON - cylinder	1
37	NSS	RING - retainer, piston	1
38	NSS	BOOT - cylinder	1





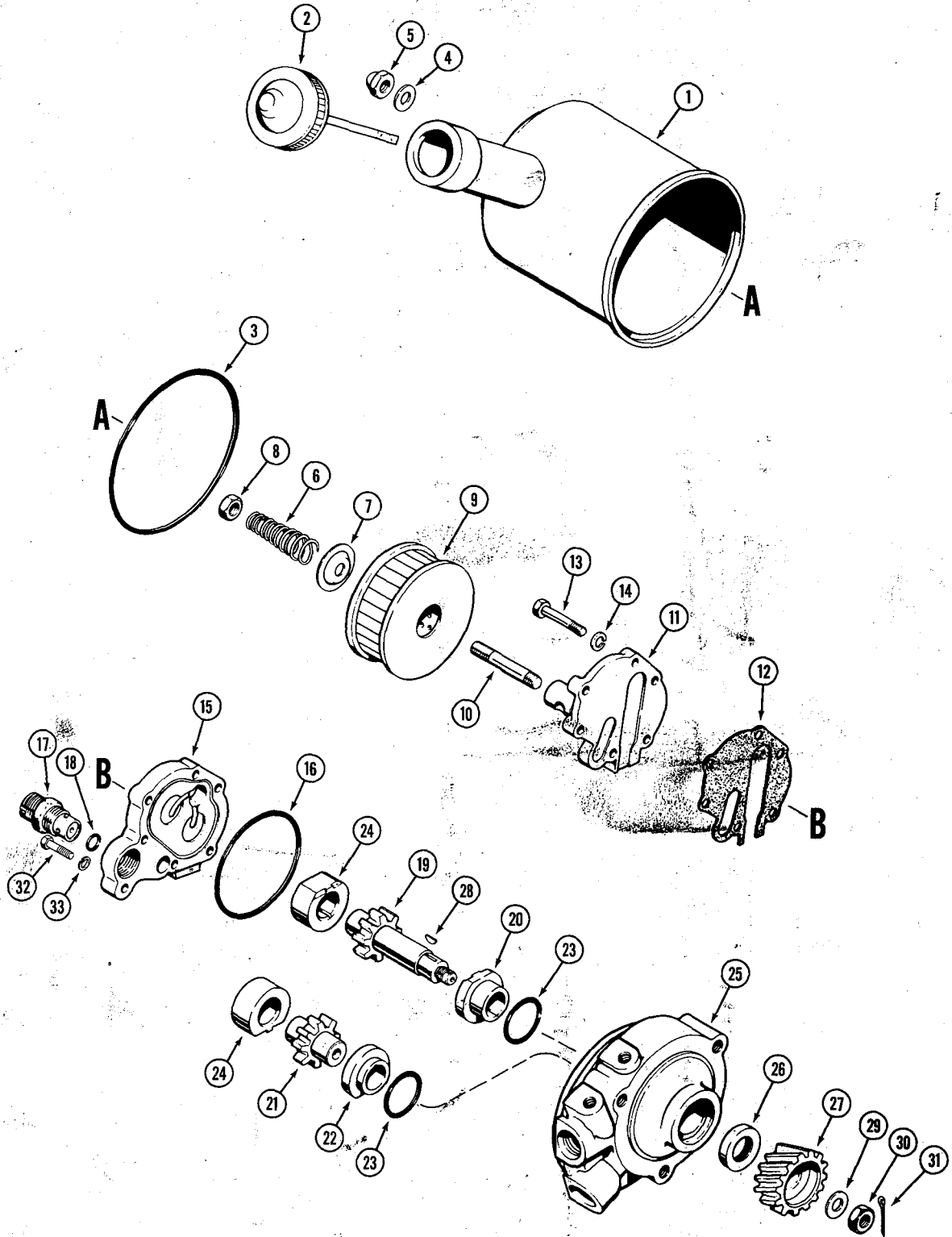
## POWER STEERING

REF.	PART NO.	DESCRIPTION	REQ'D.
1	D 64601	PUMP - power steering (Parts list page 137)	1
2	A 30042	GASKET - power steering pump	1
3	218- 5106	ELBOW - 90°, adjustable	1
3A	218- 5006	SEAL - "O"ring	1
4	D 63184	HOSE - pump, 12" long	2
5	D 68794	TUBE - hand pump pressure	1
6	13- 628	HHCS - 3/8" - 16 NC x 1-3/4"	1
7	D 68646	CLAMP - tube	1
8	D 67296	BLOCK - isolation	2
9	D 95745	SPACER - tube clamp	1
10	193- 72	WASHER - shakeproof, 3/8"	1
11	25- 106	NUT - hex., 3/8" - 16 NC	1
12	13- 624	HHCS - 3/8" - 16 NC x 1-1/2"	1
13	D 67276	BLOCK - isolation	2
14	D 68646	CLAMP - tube	1
15	D 95745	SPACER - tube clamp	1
16	92- 6	WASHER - med. sect. lock, 3/8"	1
17	195- 25	WASHER - flat, 3/8"	1
18	218- 5351	CONNECTOR - hand pump	4
18A	218- 5005	SEAL - "O"ring	1
19	D 63250	PUMP - hand, parts list page 139 and 141	1
20	13- 616	HHCS - 3/8" - 16 NC x 1"	2
21	92- 6	WASHER - med. sect. lock, 3/8"	2
22	163- 23	CAPSCREW - ferrv head, 5/16" - 18 NC x 5/8"	4
23	92- 5	WASHER - med. sect. lock, 5/16"	4
23A	D 71584	PLATE - steering pump mounting	1
24	A 65544	WHEEL - steering	1
25	A 14567	NUT - steering wheel retaining	1
26	D 26115	SEAL - "O"ring	1
27	A 62210	MEDALLION - steering wheel nut cover	1
28	D 66844	WRAPPER - steering, column	1
29	D 66049	CLAMP - steering column	1
30	13- 512	HHCS - 5/16" - 18 NC x 3/4"	2
31	92- 5	WASHER - med. sect. lock	2
31A	D 70721	BRACKET - steering, column mounting	1
32	D 68796	TUBE - hand pump return to power steering pump	1
33	D 63184	HOSE - hand pump return tube to power steering pump (12" long)	1
34	218- 5136	ELBOW - 45°, adjustable	1
35	218- 5006	SEAL - "O"ring	1
36	D 68790	TUBE - to R.H. steering cylinder	1
37	D 68792	TUBE - to L.H. steering cylinder	1
38	13- 68	HHCS - 3/8" - 16 NC x 1/2"	2
39	92- 6	WASHER - med. sect. lock, 3/8"	4
40	D 68638	CLAMP - tube	4
41	D 67296	BLOCK - isolation	4
42	13- 616	HHCS - 3/8" - 16 NC x 1"	2



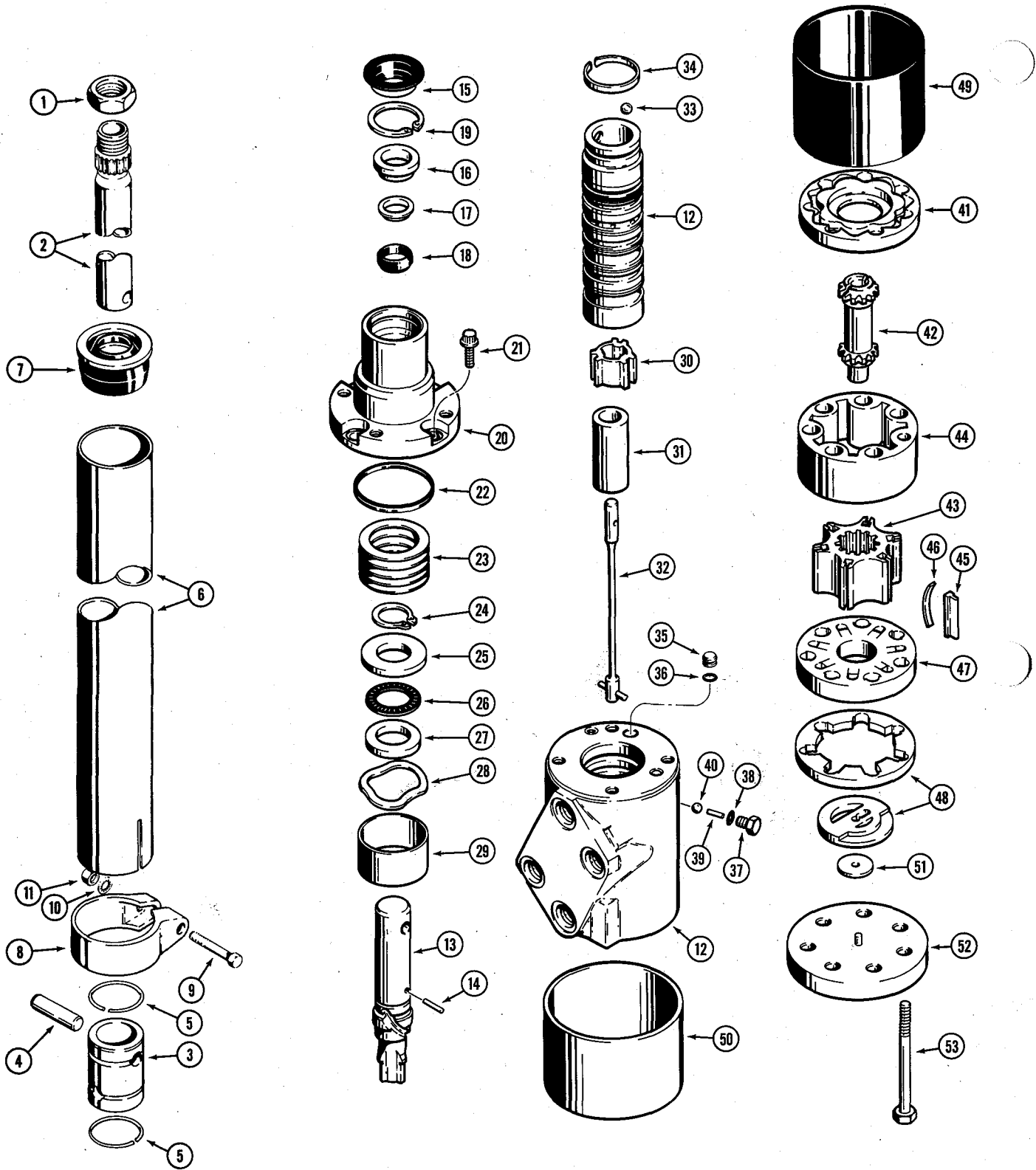
## POWER STEERING

REF.	PART NO.	DESCRIPTION	REQ'D.
43	25- 106	NUT - hex , 3/8" - 16 NC . . . . .	2
44	D 62390	HOSE - manual pump to steering cylinders, 20" long . . . . .	2
45	218- 5182	TEE - adjustable . . . . .	2
46	218- 5005	SEAL - "O"ring . . . . .	1
47	218- 5057	CONNECTOR - male, straight . . . . .	2
48	218- 5005	SEAL - "O"ring . . . . .	1
49	D 65620	HOSE - cylinder to cylinder, 16" long . . . . .	2
50	D 71540	CYLINDER - steering (Parts list page 143) . . . . .	2
51	132- 50	PIN - cotter. 1/8" x 1-1/4" . . . . .	4
52	25- 1310	NUT - hex., slotted (5/8" - 18 NF) . . . . .	4



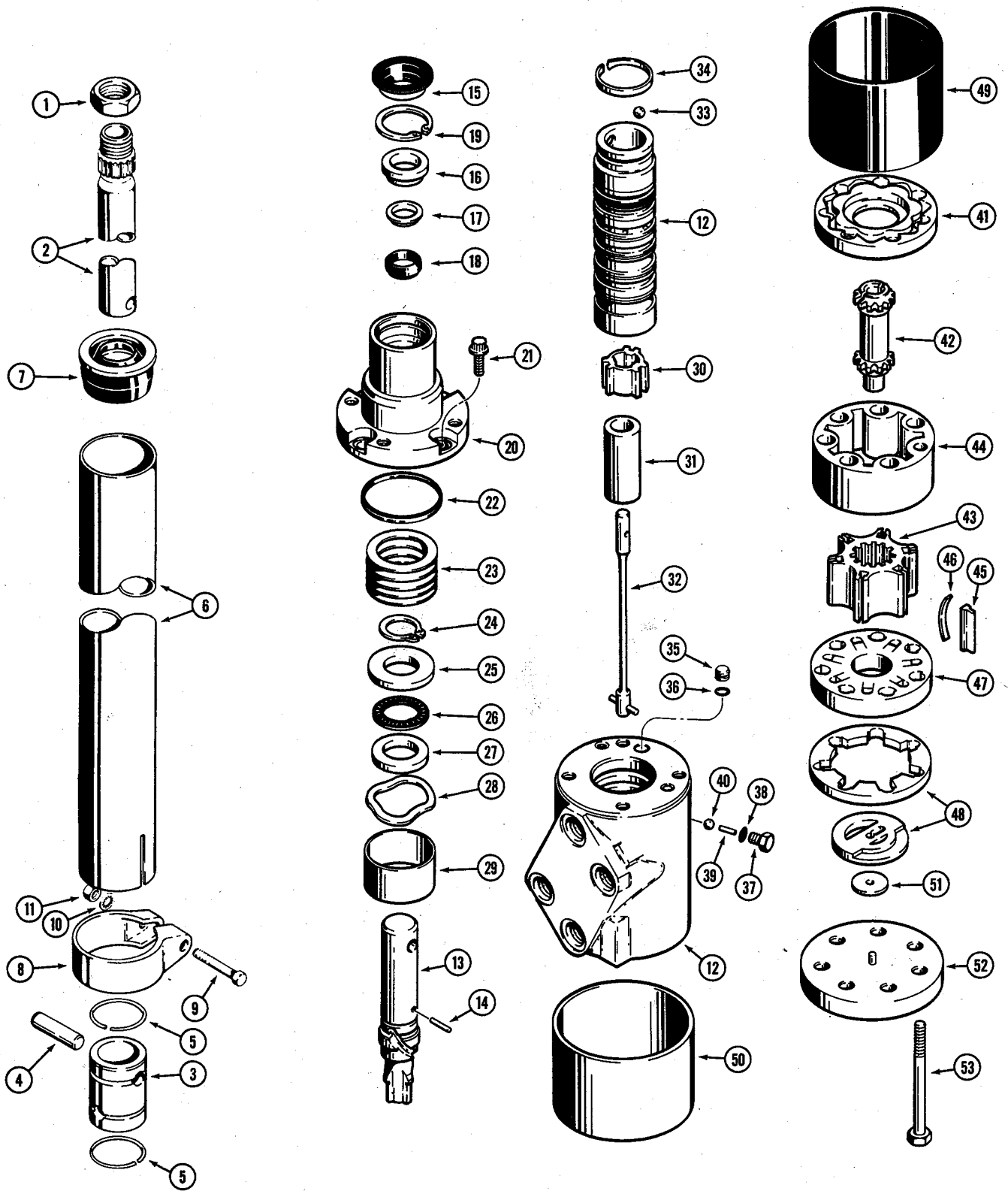
## D64601 POWER STEERING PUMP

REF.	PART NO.	DESCRIPTION	REQ'D.
	D 64601	PUMP ASSEMBLY - power steering	1
1	A 35951	RESERVOIR - oil	1
2	A 35967	CAP - reservoir (Includes dipstick)	1
3	A 35965	GASKET - reservoir	1
4	A 42164	WASHER - reservoir nut	1
5	129- 525	NUT - 3/8" NC, acorn	1
6	A 35963	SPRING - element tension	1
7	A 35962	SEAT - element spring	1
8	25- 156	NUT - 3/8" NC hex, jam	1
9	A 42242	ELEMENT - filter (Metal)	1
10	A 35952	STUD - 3/8" NC x 2-3/8"	1
11	A 35950	COVER - pump, rear	1
12	A 35966	GASKET - rear cover	1
13	26- 426	BOLT - 1/4" x 1-5/8" NC, hex.	6
14	92- 4	WASHER - lock, 1/4"	6
15	A 35949	COVER - pump, intermediate	1
16	A 35959	"O" RING - 2-9/16" x 2-3/4" x 3/32"	1
17	D 71330	VALVE ASSEMBLY - relief	1
18	A 42187	"O"ring - 5/16" x 7/16" x 1/16"	1
19	A 25593	GEAR - driven	1
20	A 35957	BEARING - gear, front	1
21	A 35954	GEAR - idler	1
22	A 35955	BEARING - idler gear front	1
23	A 35958	"O" RING - 1-1/16" x 1-1/4" x 3/32"	2
24	A 35956	BEARING - rear	2
25	D 71329	BODY - front	1
26	A 35960	SEAL - oil, 3/4" x 1-1/4" x 1/4"	1
27	A 25594	GEAR - pump drive	1
28	126- 109	KEY - Woodruff, #3	1
29	195- 25	WASHER - 13/32" x 13/16" x 5/64"	1
30	F 18390	NUT - 3/8" NF, hex. slotted	1
31	132- 5	PIN - cotter, 1/16" x 1/2"	1
32	26- 414	HHCS - 1/4" - 20 NC x 7/8" (Grade 8)	1
33	92- 4	WASHER - med sect lock, 1/4"	1



## D63250 HAND PUMP AND COLUMN

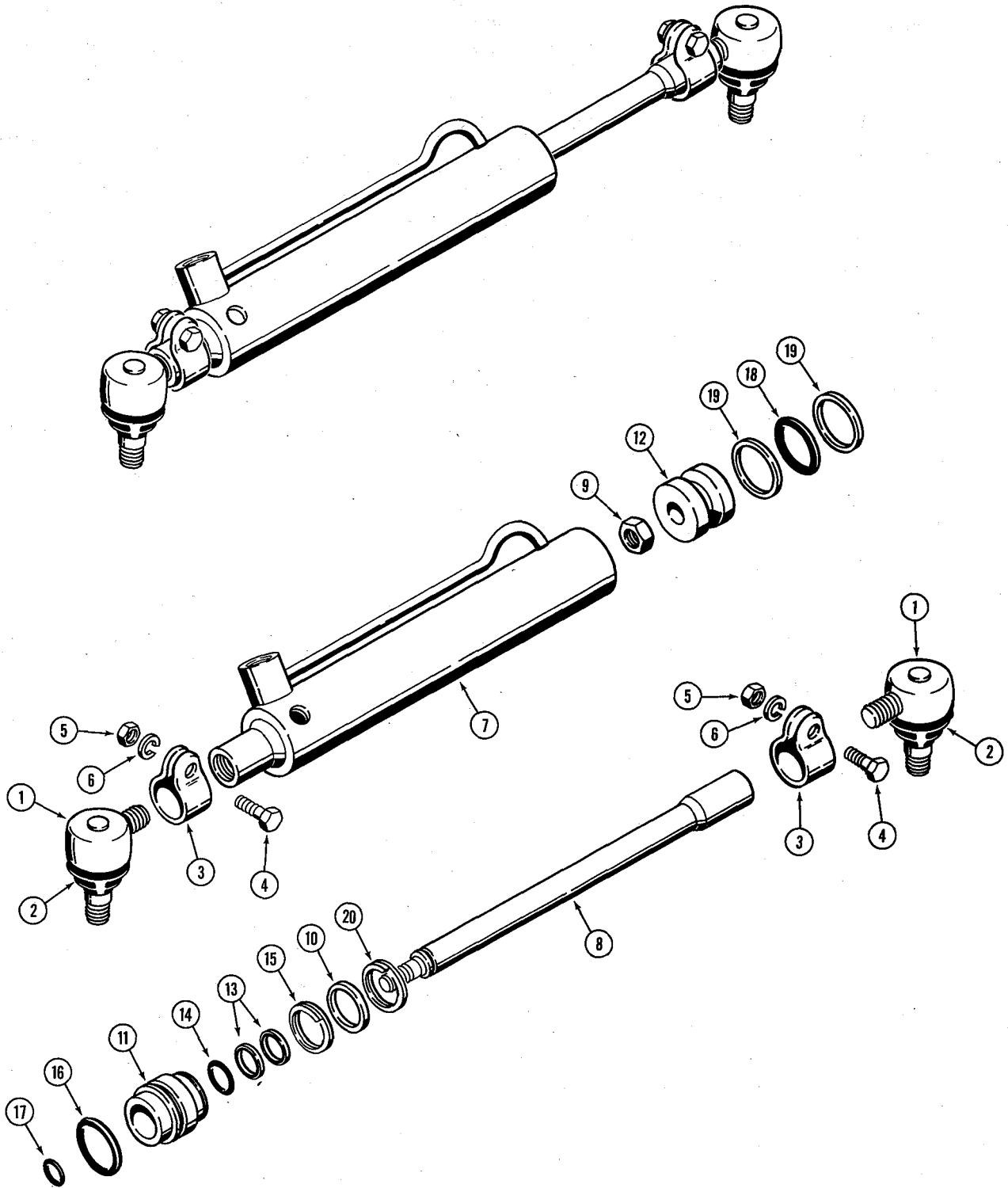
REF.	PART NO.	DESCRIPTION	REQ'D.
	D 63250	HAND PUMP AND COLUMN - steering	1
1	A 14567	NUT - steering wheel retaining	1
2	L 71310	SHAFT - steering column	1
3	D 71311	COUPLING - steering column to pump	1
4	L 35654	PIN - coupling	2
5	L 35655	RING - pin retaining	2
	D 71312	JACKET ASSEMBLY - steering column	1
6	NSS	JACKET - steering column	1
7	L 35675	SEAL - steering column	1
	L 35657	CLAMP ASSEMBLY - tube	1
8	NSS	CLAMP - tube	1
9	14- 532	HHCS - 5/16" - 24 NF x 2"	1
10	193- 29	WASHER - internal shakeproof	1
11	129- 122	NUT - hex, 5/16" - 24 NF (Zinc plated)	1
	D 71309	PUMP ASSEMBLY - manual steering	1
12	NSS	HOUSING AND SPOOL ASSEMBLY	1
13	A 43551	SHAFT - input, pump	1
14	D 53297	PIN - torsion bar retaining	1
	D 70585	SEAL KIT - shaft	1
15	D 70586	SEAL - dirt	1
16	NSS	SPACER - seal kit	1
17	NSS	RING - seal	1
18	NSS	SEAL - dust	1
19	A 21145	SNAP RING - bearing retaining	1
20	D 65139	COVER - upper (Uses cast bushing surface)	1
21	166- 24	SCREW - 5/16" - 18 NC x 3/4"	4
22	A 43566	SEAL - cover	1
23	A 44435	SHIM KIT - cover	1
24	A 43720	RING - retaining, shaft	1
25	A 43558	WASHER - thrust	1
26	F 19633	BEARING - thrust	1
27	F 19634	WASHER - thrust	1
28	A 43721	WASHER - wave	1
29	A 43728	SPACER - bearing	1
30	A 43554	RING - drive	1
31	L 36011	SPACER - drive link	1
32	L 36010	BAR - torsion	1
33	211- 9	BALL - 5/16" dia.	1
34	A 43560	SPRING - preload	1
	L 36015	PLUG ASSEMBLY - pump	1
35	NSS	PLUG - pump	1
36	A 43729	"O" RING - seal	1
	F 82943	CHECK ASSEMBLY - ball type	1
37	NSS	PLUG - check assembly	1
38	218- 5002	SEAL - "O"ring	1
39	138- 60	PIN - check assembly	1
40	211- 7	BALL - check assembly	1
41	A 43569	SPACER - link	1
42	A 43568	LINK - drive	1
	D 71313	ROTOR SET - pump	1
43	NSS	GEAR - star	1





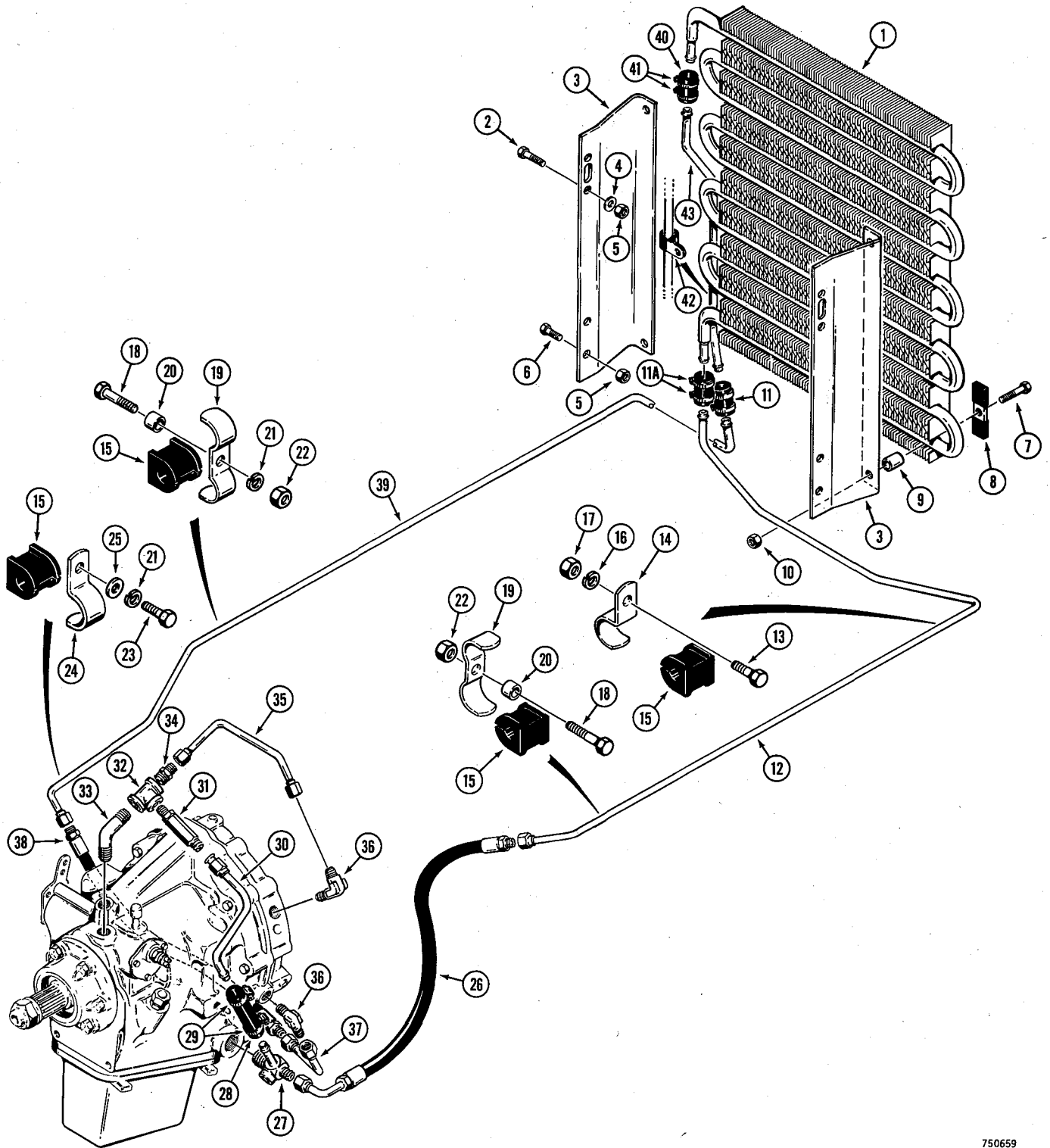
## D63250 HAND PUMP AND COLUMN

REF.	PART NO.	DESCRIPTION	REQ'D.
44	NSS	GEAR - ring	1
45	A 42778	VANE - pump star	6
46	A 42219	SPRING - vane	6
47	A 43573	MANIFOLD - pump	1
48	A 43574	COMMUTATOR - pump	1
49	D 71314	SEAL - rotor	1
50	D 71315	RETAINER - seal	1
51	A 43579	WASHER - wear, rotor	1
52	A 43580	COVER - end	1
53	D 71316	HHCS - 5/16" - 18 NC x 2-11/16" (Special)	7



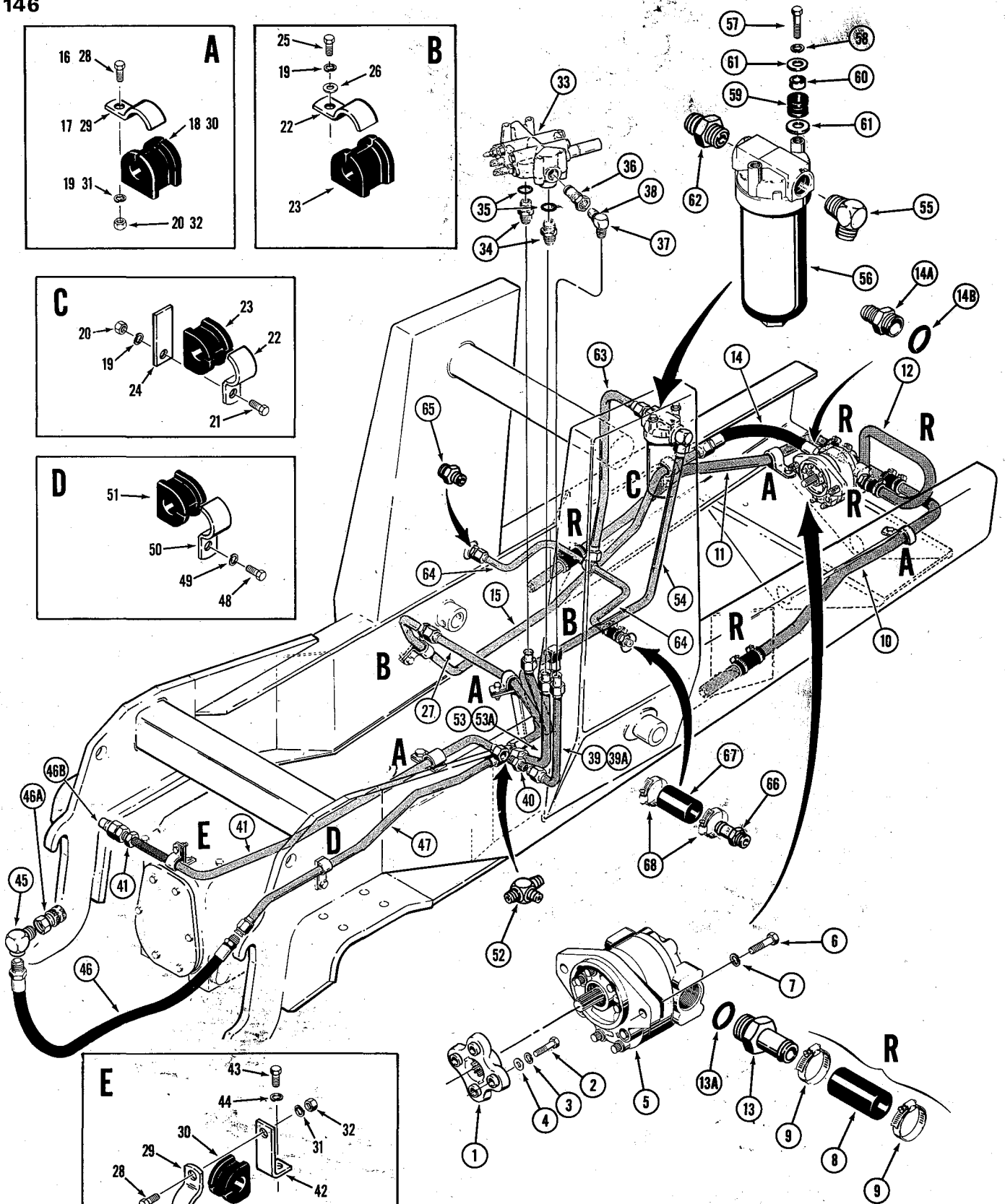
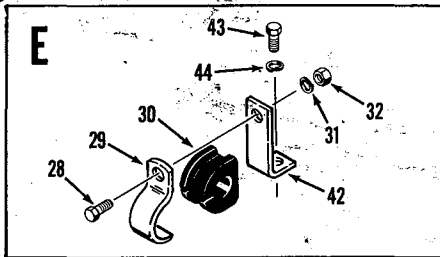
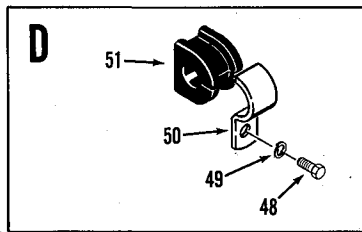
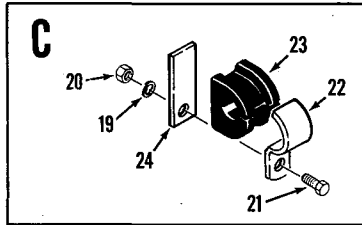
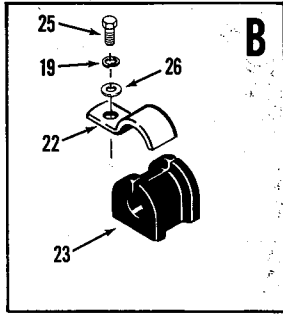
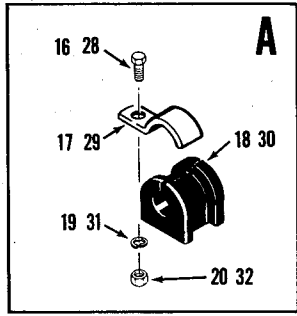
## A137503 STEERING CYLINDER

REF.	PART NO.	DESCRIPTION	REQ'D.
	A 137503	CYLINDER - steering	2
1	A 40962	END ASSEMBLY - male thread	2
2	A 41424	BOOT - end	1
3	A 27080	CLAMP ASSEMBLY - end	2
4	14- 624	HHCS - 3/8" - 24 NF x 1-1/2"	1
5	25- 116	NUT - hex, 3/8" - 24 NF	1
6	92- 6	WASHER - med. sect. lock, 3/8"	1
7	D 70644	TUBE - cylinder	1
8	A 44642	ROD - cylinder	1
9	131- 1275	NUT - hex, lock (9/16" - 18 NF)	1
10	A 44641	SPACER - cylinder head	1
11	A 44639	GLAND ASSEMBLY - cylinder (Includes bushings)	1
12	A 44640	PISTON - cylinder	1
	A 44644	KIT - cylinder repair	1
13	NSS	WIPER - rod	2
14	F 62075	SEAL - "O"ring, inner gland	1
15	NSS	RING - lock, gland	1
16	A 41184	SEAL - "O"ring, outer gland	1
17	A 30097	SEAL - "O"ring, rod to piston	1
18	A 27577	SEAL - "O"ring, piston	1
19	NSS	RING - backup, leather	2
20	A 44654	RING - lock, outer	1



## POWER SHUTTLE TRANSMISSION HYDRAULICS

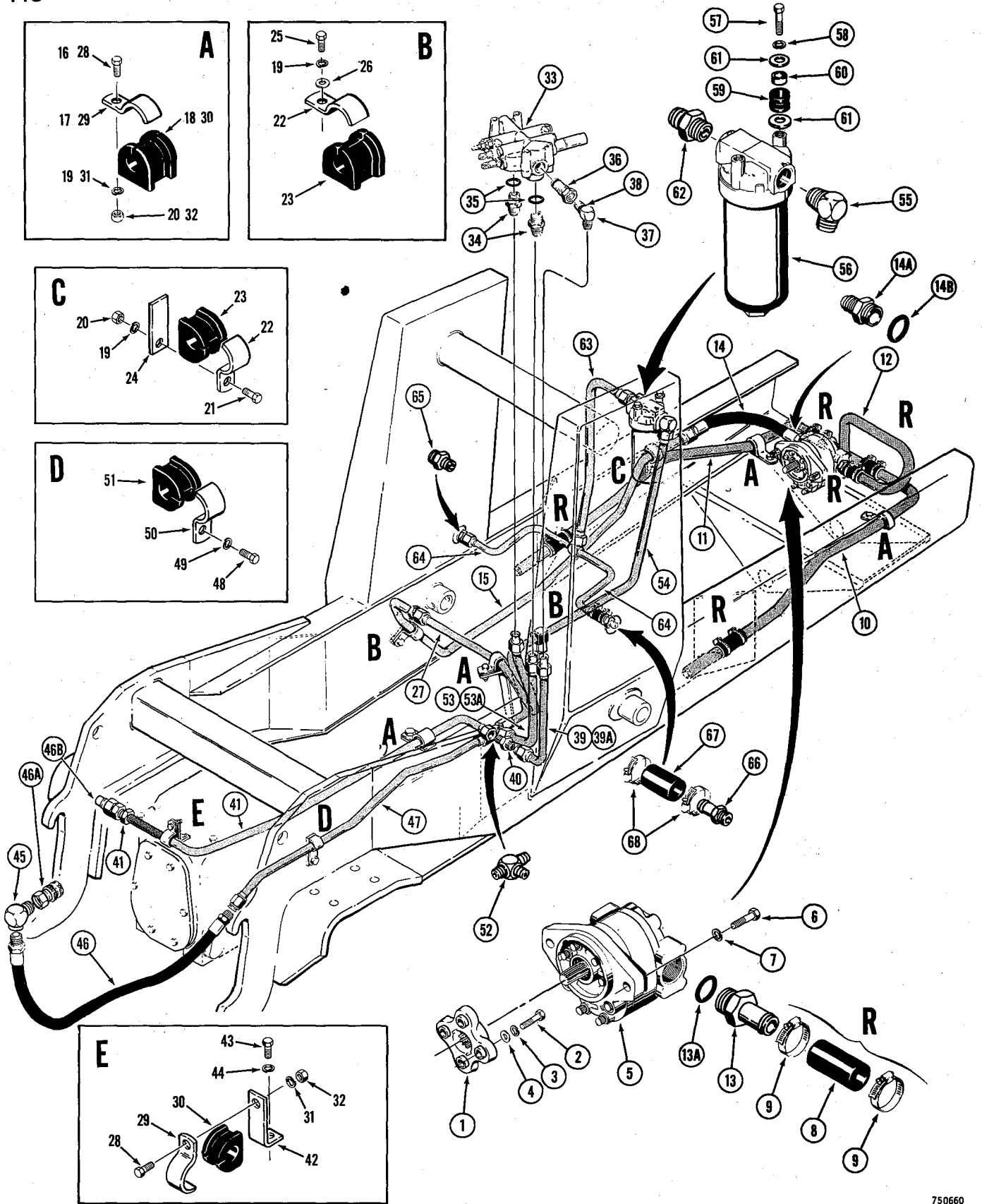
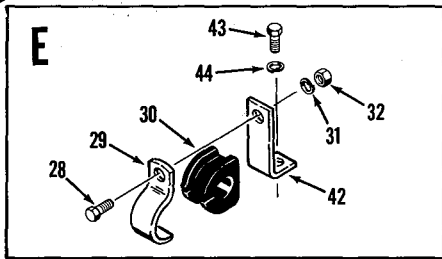
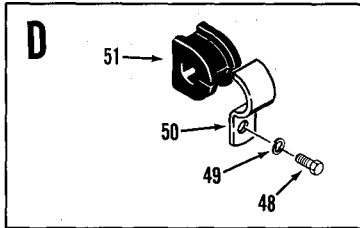
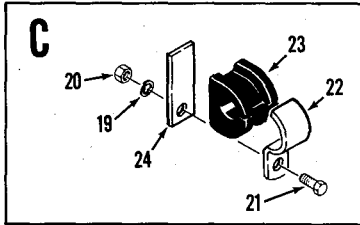
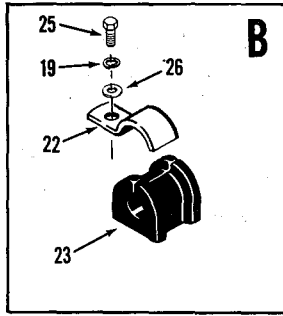
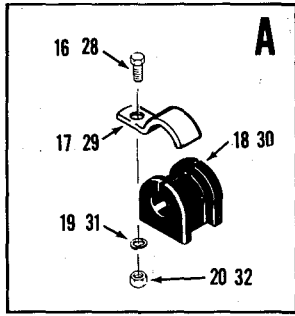
REF.	PART NO.	DESCRIPTION	REQ'D.
1	D 68834	COOLER - transmission oil	1
2	13- 616	HHCS - 3/8" - 16 NC x 1"	2
3	D 67142	BRACKET - cooler to radiator mounting	2
4	95- 6	WASHER - flat, 3/8"	2
5	131- 652	NUT - hex., lock (3/8" - 16 NC)	4
6	13- 612	HHCS - 3/8" - 16 NC x 3/4"	2
7	13- 524	HHCS - 5/16" - 18 NC x 1-1/2"	4
8	D 54416	PLATE - clamp, cooler mounting	4
9	D 95745	SPACER - cooler mounting	4
10	131- 651	NUT - hex., lock (5/16" - 18 NC)	4
11	D 69050	HOSE - cooler to tube, 3" long	1
11A	214- 254	CLAMP - hose	2
12	D 69004	TUBE - cooler outlet	1
13	13- 616	HHCS - 3/8" - 16 NC x 1"	1
14	D 68638	CLAMP - tube	1
15	D 67296	BLOCK - isolation	6
16	92- 6	WASHER - med. sect. lock, 3/8"	1
17	25- 106	NUT - hex., 3/8" - 16 NC	1
18	13- 628	HHCS - 3/8" - 16 NC x 1-3/4"	2
19	D 68646	CLAMP - tube	2
20	D 95745	SPACER - tube	2
21	92- 6	WASHER - med. sect. lock, 3/8"	2
22	25- 106	NUT - hex., 3/8" - 16 NC	2
23	13- 612	HHCS - 3/8" - 16 NC x 3/4"	1
24	D 68638	CLAMP - tube	1
25	195- 25	WASHER - flat, 3/8"	1
26	D 69051	HOSE - shuttle inlet, 18" long	1
27	D 68972	TEE - shuttle inlet	1
28	D 55583	HOSE - shuttle inlet, 4" long	1
29	214- 254	CLAMP - hose	2
30	D 68973	TUBE - shuttle inlet	1
31	D 48540	VALVE - relief	1
32	221- 423	TEE - 3/8" NPT	1
33	D 48539	ELBOW - pipe	1
34	218- 444	ADAPTER - straight, male	1
35	D 48523	TUBE - shuttle inlet	1
36	218- 484	ELBOW - 90°	2
37	D 65479	TUBE - shuttle outlet	1
38	D 65481	HOSE - shuttle outlet, 12" long	1
39	D 69006	TUBE - cooler inlet	1
40	D 69050	HOSE - cooler inlet tubes, 3" long	2
41	214- 254	CLAMP - hose	2
42	49854	CLAMP - tube	1
43	D 69076	TUBE - cooler inlet	1



## PRIMARY HYDRAULICS

REF.	PART NO.	DESCRIPTION	REQ'D.
1	A 51885	COUPLING - pump to engine	1
2	13- 724	HHCS - 7/16" - 14 NC x 1-1/2"	4
3	92- 7	WASHER - med. sect. lock, 7/16"	4
4	A 30013	WASHER - flat, 29/64" x 3/4"	4
5	REF.	PUMP - hydraulic, See page 163	1
6	13- 824	HHCS - 1/2" - 13 NC x 1-1/2"	2
7	92- 8	WASHER - med. sect. lock, 1/2"	2
8	D 36350	HOSE - suction tubes	5
9	214- 257	CLAMP - hose	10
10	D 65670	TUBE - suction, R.H.	1
11	D 65659	TUBE - suction, L.H.	1
12	D 65691	MANIFOLD - suction	1
13	217- 178	CONNECTOR - hose stem, suction side of pump	1
13A	218- 5011	SEAL - "O"ring	1
14	D 68547	HOSE - pump pressure, 20" long	1
14A	218- 5069	CONNECTOR - male, straight	1
14B	218- 5011	SEAL - "O"ring	1
15	D 70534	TUBE - pressure to loader valve	1
16	13- 616	HHCS - 3/8" - 16 NC x 1"	2
17	D 68845	CLAMP - tube	2
18	D 67298	BLOCK - isolation	2
19	92- 6	WASHER - med. sect. lock, 3/8"	4
20	25- 106	NUT - hex., 3/8" - 16 NC	3
21	13- 624	HHCS - 3/8" - 16 NC x 1-1/2"	1
22	D 68846	CLAMP - tube	3
23	D 67297	BLOCK - isolation	2
24	D 68806	BLOCK - spacer	1
25	13- 612	HHCS - 3/8" - 16 NC x 3/4"	1
26	195- 25	WASHER - plain, 3/8"	1
27	D 70536	TUBE - pressure, to loader valve	1
28	13- 616	HHCS - 3/8" - 16 NC x 1"	3
29	D 68846	CLAMP - tube	3
30	D 67297	BLOCK - isolation	3
31	92- 6	WASHER - med. sect. lock, 3/8"	3
32	25- 106	NUT - hex., 3/8" - 16 NC	3
33	REF.	VALVE - loader control (See pages 171 and 173 for proper valve)	1
34	218- 5050	CONNECTOR - valve	2
35	218- 5010	SEAL - "O"ring	1
36	D 61251	CONNECTOR - high pressure carryover	1
37	218- 5124	ELBOW - 90°, adjustable	1
38	218- 5008	SEAL - "O"ring	1
39	D 67505	TUBE - loader valve to stabilizer valve (Models with 2 spool valve)	1
39A	D 68629	TUBE - loader valve to stabilizer valve (Models with 3 spool valve)	1
40	218- 739	CONNECTOR - male, straight	1
41	D 72095	TUBE - pressure to stabilizer control valve	1
42	D 65647	BRACKET - clamp support	1
43	13- 616	HHCS - 3/8" - 16 NC x 1"	1
44	92- 6	WASHER - med. sect. lock, 3/8"	1
45	217- 1020	ELBOW - 90°. adjustable (Pressure to stabilizer valve)	1

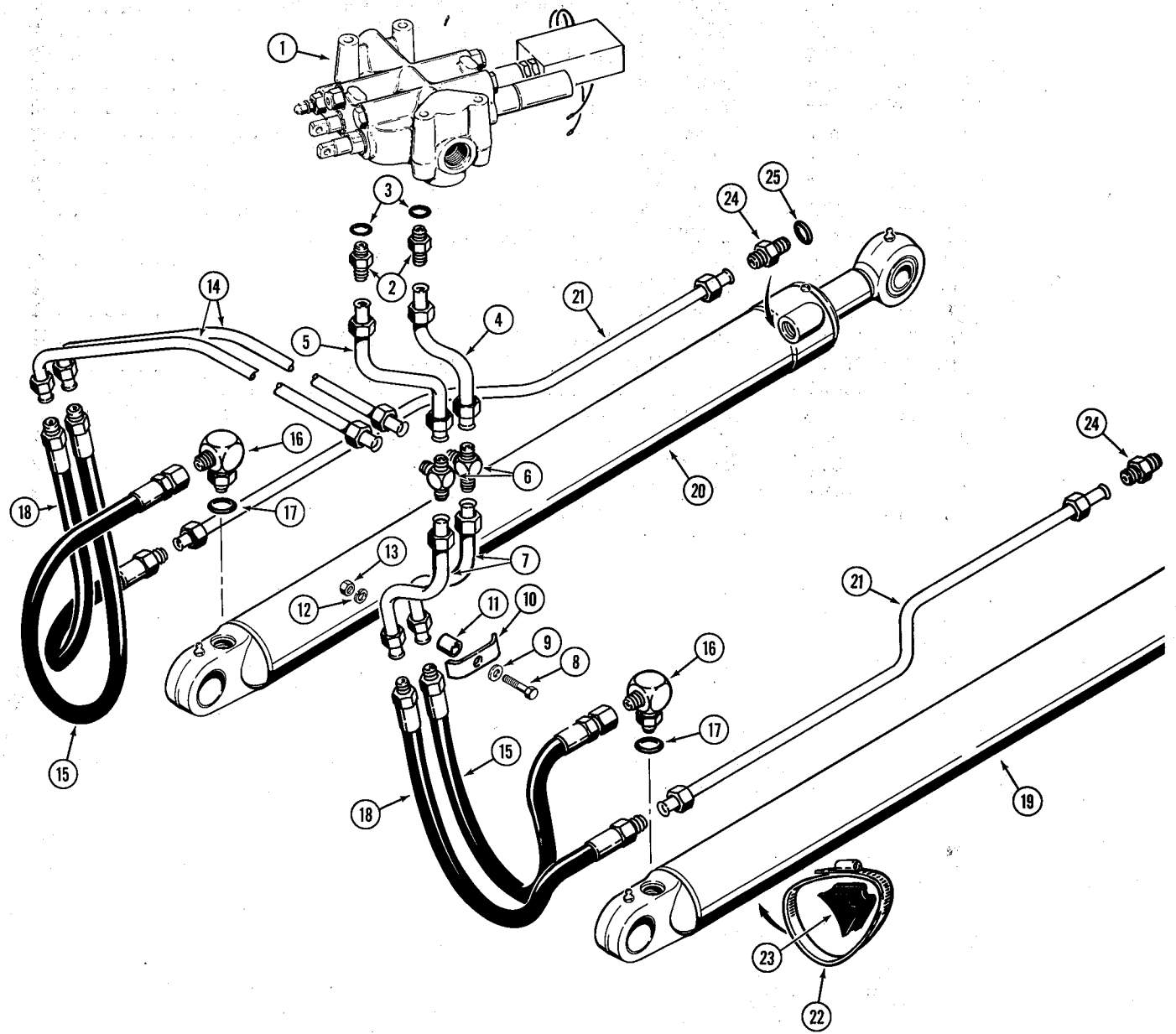
(Con't on next page)





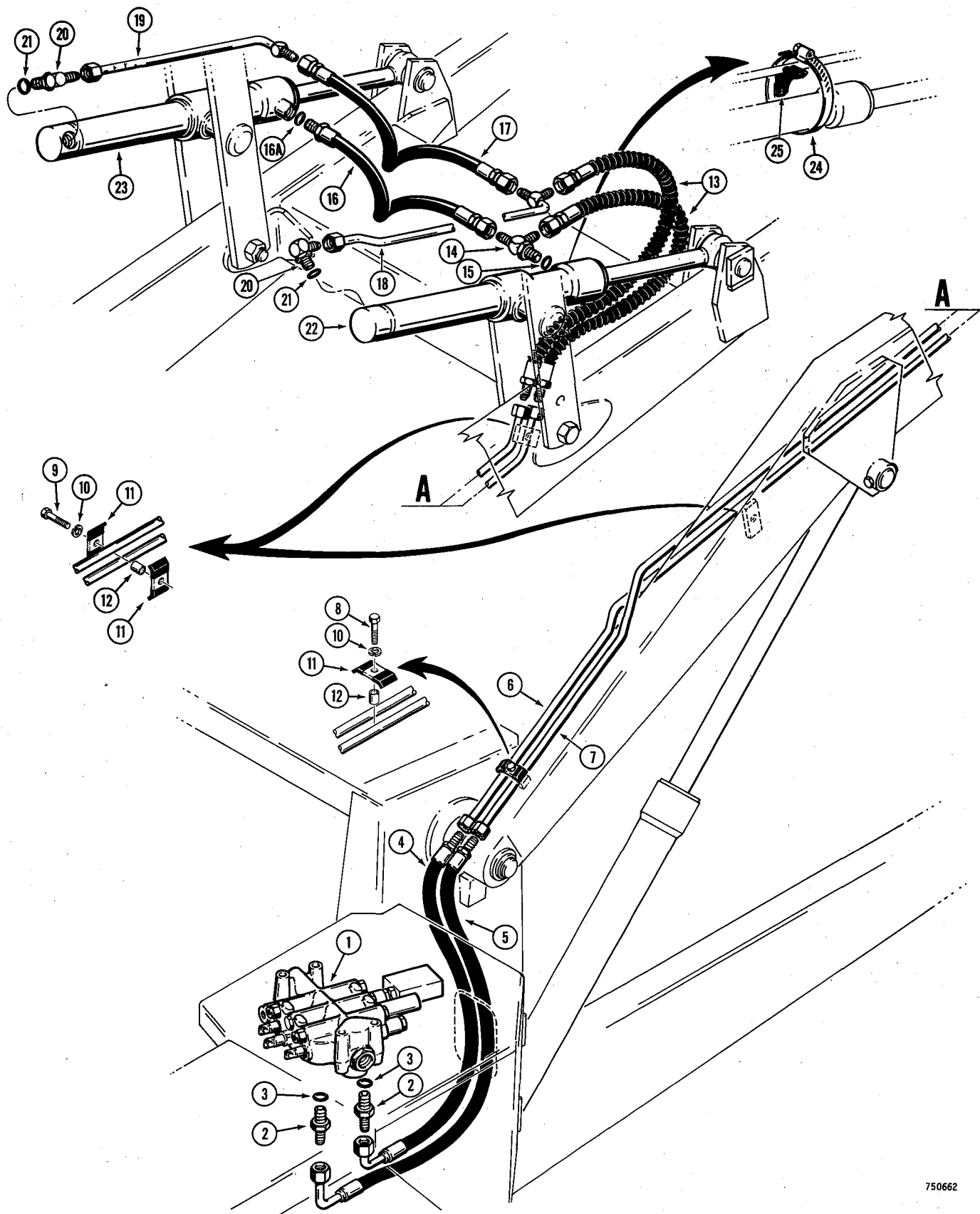
## PRIMARY HYDRAULICS

REF.	PART NO.	DESCRIPTION	REQ'D.
46	D 49118	HOSE - return, 33" long	1
46A	D 52800	COUPLING - "Quick Disconnect", female (Parts list page 223)	1
46B	D 52694	COUPLING - "Quick Disconnect", male (Parts list page 223)	1
47	D 70855	TUBE - return from backhoe valve	1
48	13- 612	HHCS - 3/8" - 16 NC x 3/4"	1
49	92- 6	WASHER - med. sect. lock, 3/8"	1
50	A 68846	CLAMP - tube	1
51	D 67297	BLOCK - isolation	1
52	218- 598	TEE - return lines	1
53	D 67440	TUBE - return from valve (Models with 2 spool valve)	1
53A	D 68631	TUBE - return from valve (Models with 3 spool valve)	1
54	D 67717	TUBE - filter inlet	1
55	D 65646	ELBOW - 90°	1
56	D 43567	FILTER - hydraulic oil (Parts list page 223)	1
57	13- 824	HHCS - 1/2" - 13 NC x 1-1/2"	2
58	92- 8	WASHER - med. sect. lock, 1/2"	2
59	D 67915	GROMMET - rubber mounting	2
60	D 65660	SPACER - filter mounting	2
61	195- 36	WASHER - flat, 1/2"	4
62	218- 448	CONNECTOR - filter outlet	1
63	D 67711	TUBE - return to tank	1
64	D 68536	TUBE - return to tank	1
65	218- 446	FITTING - male, straight	1
66	217- 155	FITTING - hose to pipe, straight	1
67	R 20804	HOSE - 3/4" I.D. x 3" long	1
68	214- 255	CLAMP - hose	2



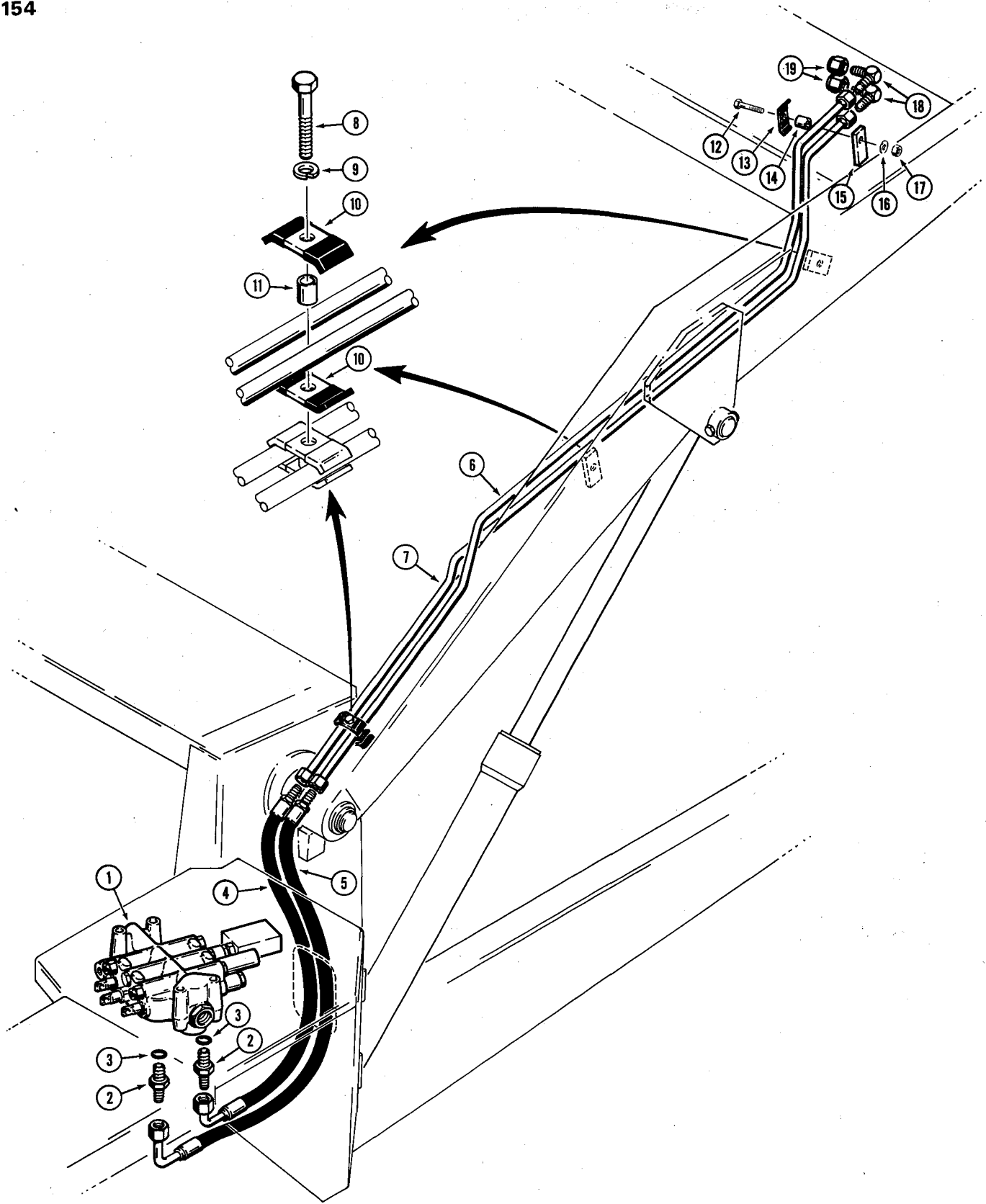
## LOADER LIFT HYDRAULICS

REF.	PART NO. REF.	DESCRIPTION	REQ'D.
1		VALVE - loader control (See pages 171 and 173 for proper valve) . . . . .	1
2	218- 5062	CONNECTOR - male, straight . . . . .	2
3	218- 5007	SEAL - "O"ring . . . . .	1
4	D 67507	TUBE - valve to closed end of lift cylinders . . . . .	1
5	D 67506	TUBE - valve to rod end of lift cylinders . . . . .	1
6	218- 595	TEE - R.H. to L.H. lift cylinders . . . . .	2
7	D 67329	TUBE - R.H. lift cylinder . . . . .	2
8	13- 628	HHCS - 3/8" - 16 NC x 1-3/4" . . . . .	2
9	195- 25	WASHER - flat, 3/8" . . . . .	2
10	D 40236	CLAMP - tube . . . . .	2
11	D 95743	SPACER - tube clamp . . . . .	2
12	92- 6	WASHER - med. sect. lock, 3/8" . . . . .	2
13	25- 106	NUT - hex., 3/8" - 16 NC . . . . .	2
14	D 67331	TUBE - to L.H. lift cylinder . . . . .	2
15	38410	HOSE - closed end of lift cylinder . . . . .	2
16	218- 5107	ELBOW - 90°, adjustable . . . . .	2
17	218- 5007	SEAL - "O"ring . . . . .	1
18	D 38485	HOSE - rod end of R.H. lift cylinder . . . . .	2
19	G 35330	CYLINDER - lift, R.H. (Parts list page 157) . . . . .	1
20	G 35331	CYLINDER - lift, L.H. (Parts list page 157) . . . . .	1
21	D 69415	TUBE - rod end of lift cylinder . . . . .	2
22	214- 264	CLAMP - tube . . . . .	2
23	D 38648	SPACER - rubber, tube . . . . .	2
24	218- 5062	CONNECTOR - male, straight . . . . .	2
25	218- 5007	SEAL - "O"ring . . . . .	1



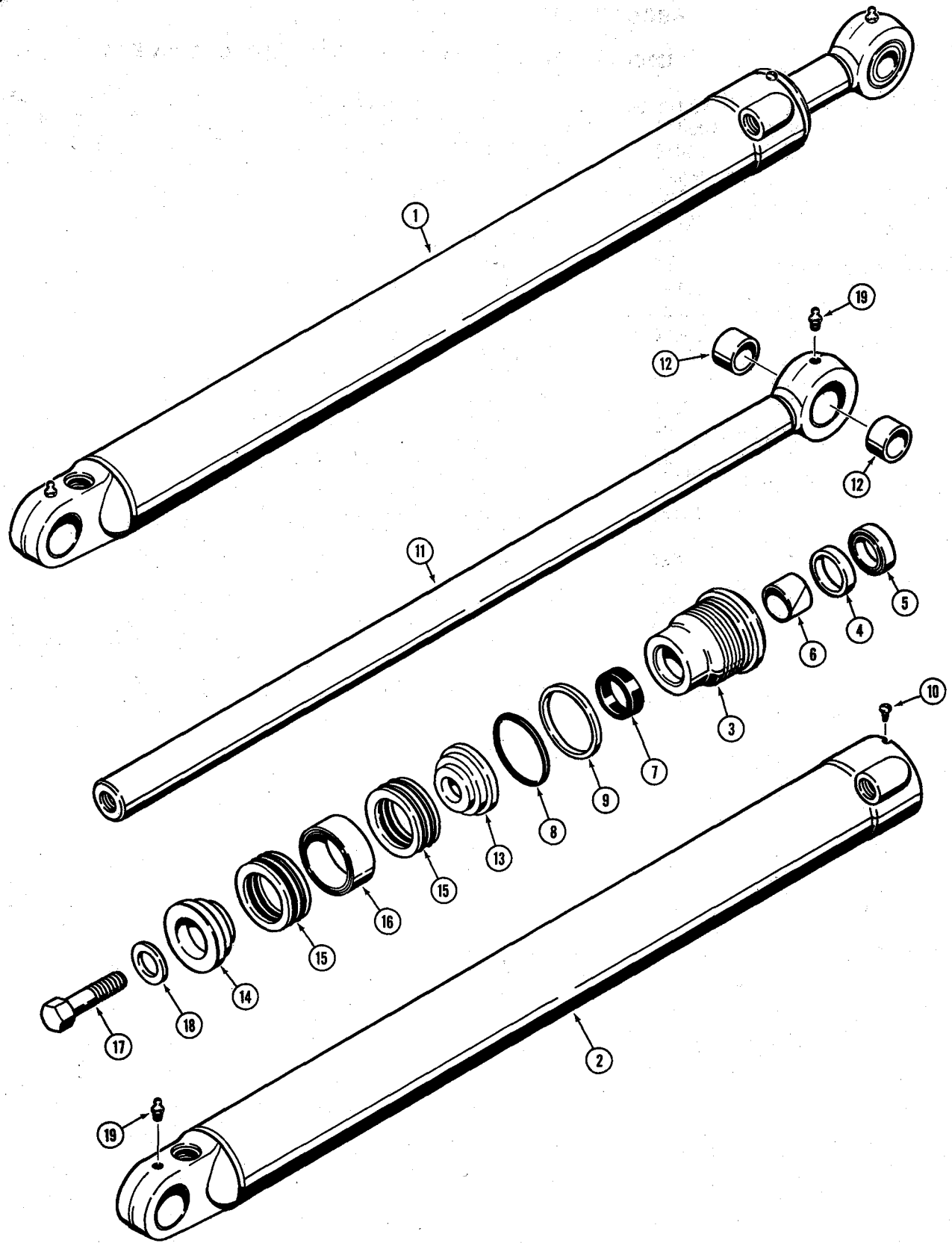
## LOADER TILT CYLINDER HYDRAULICS

REF.	PART NO.	DESCRIPTION	REQ'D.
1	REF.	VALVE - loader control (See pages 171 and 173 for proper valve) . . . . .	1
2	218- 5060	CONNECTOR - male, straight . . . . .	2
3	218- 5007	SEAL - "O"ring . . . . .	1
4	D 67896	HOSE - valve to tilt cylinders, 34" long . . . . .	1
5	D 67897	HOSE - valve to tilt cylinders, 36" long . . . . .	1
6	D 69462	TUBE - to tilt cylinders . . . . .	1
7	D 69460	TUBE - to tilt cylinders . . . . .	1
8	13- 516	HHCS - 5/16" - 18 NC x 1" . . . . .	1
9	13- 520	HHCS - 5/16" - 18 NC x 1-1/4" . . . . .	2
10	92- 5	WASHER - med. sect. lock, 5/16" . . . . .	3
11	R 17319	CLAMP - tube . . . . .	4
12	D 95742	SPACER - tube clamp . . . . .	3
13	D 31370	HOSE - tubes to tilt cylinders, 30-7/16" long . . . . .	2
14	218- 5241	TEE - hoses to rod end of tilt cylinders . . . . .	1
15	218- 5007	SEAL - "O"ring . . . . .	1
16	D 67731	HOSE - to rod end of L.H. tilt cylinders, 32" long . . . . .	1
16A	218- 5007	SEAL - "O"ring . . . . .	1
17	D 67730	HOSE - to closed end of L.H. tilt cylinders, 32" long . . . . .	1
18	D 61058	TUBE - R.H. tilt cylinder . . . . .	1
19	D 38637	TUBE - L.H. tilt cylinder . . . . .	1
20	218- 5121	ELBOW - 90°, adjustable . . . . .	2
21	218- 5007	SEAL - "O"ring . . . . .	1
22	G 33420	CYLINDER - R.H. tilt (Parts list page 159) . . . . .	1
23	G 33421	CYLINDER - L.H. tilt (Parts list page 159) . . . . .	1
24	214- 265	CLAMP - tube . . . . .	2
25	D 38648	SPACER - rubber . . . . .	2



## LOADER OPTIONAL HYDRAULICS

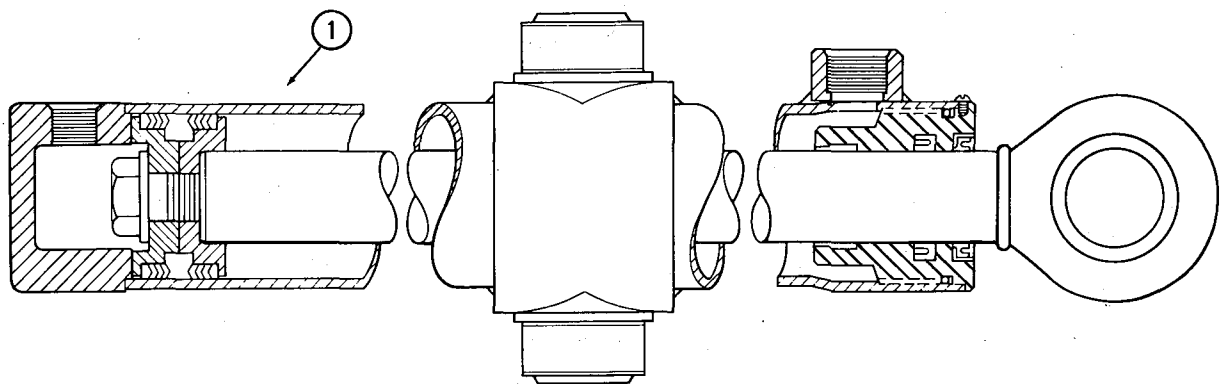
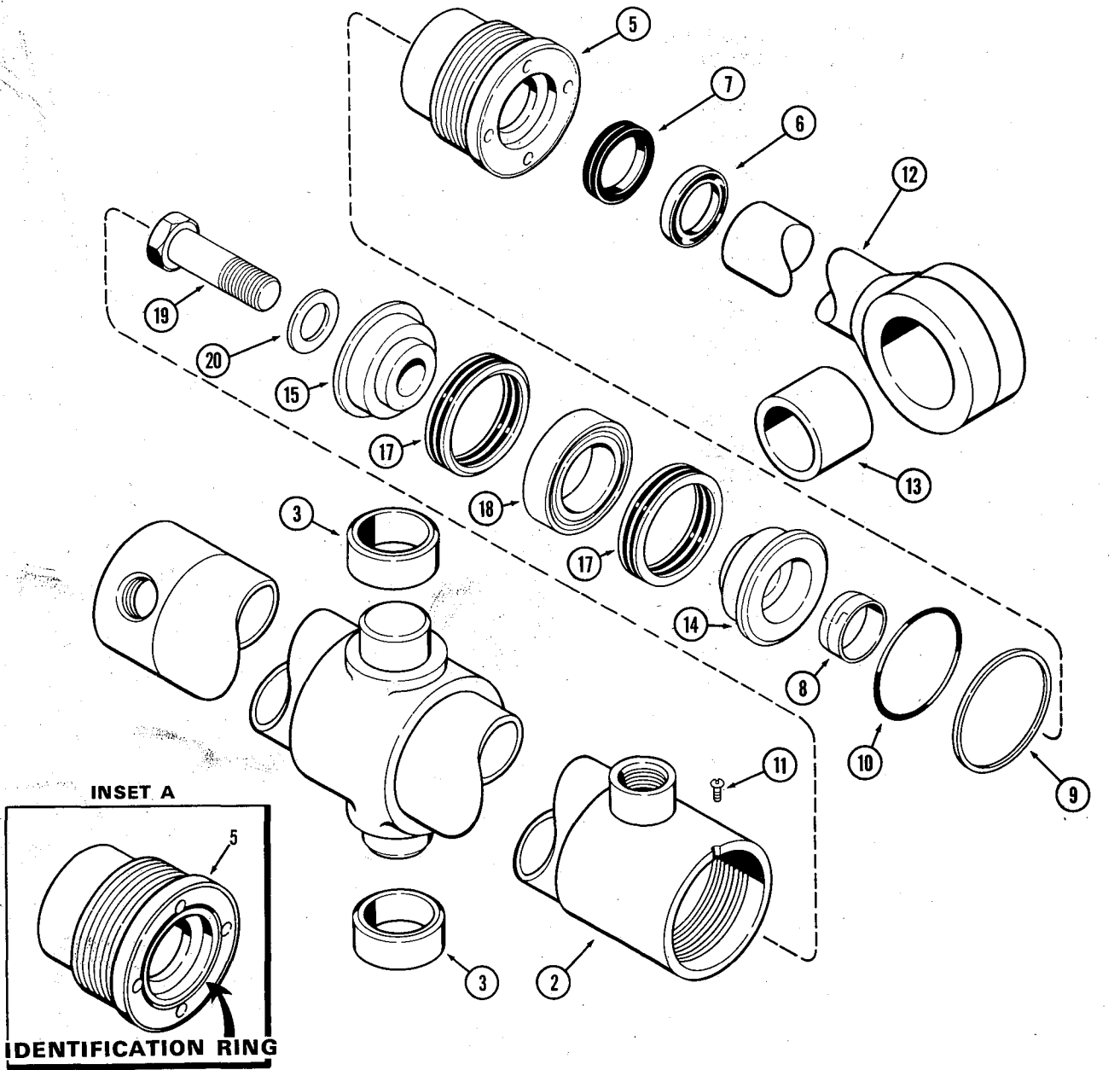
REF.	PART NO.	DESCRIPTION	REQ'D.
1	REF.	VALVE - loader control, 3 spool (See page 173 for parts) . . .	1
2	218- 5060	CONNECTOR - male, straight . . . . .	2
3	218- 5007	SEAL - "O"ring . . . . .	1
4	D 67897	HOSE - valve to tube, 36" long . . . . .	1
5	D 67896	HOSE - valve to tube, 34" long . . . . .	1
6	D 69726	TUBE - hose to attachment . . . . .	1
7	D 69724	TUBE - hose to attachment . . . . .	1
8	13- 536	HHCS - 5/16" - 18 NC x 2-1/4" . . . . .	3
9	92- 5	WASHER - med. sect. lock, 5/16" . . . . .	3
10	R 17319	CLAMP - tube . . . . .	6
11	D 33551	SPACER - tube clamp . . . . .	3
12	13- 532	HHCS - 5/16" - 18 NC x 2" . . . . .	1
13	R 17319	CLAMP - tube . . . . .	1
14	D 33551	SPACER - tube clamp . . . . .	1
15	NSS	BRACKET - tube mounting . . . . .	1
16	195- 21	WASHER - flat, 5/16" . . . . .	1
17	131- 4	NUT - hex., lock (5/16" - 18 NC) . . . . .	1
18	218- 474	ELBOW - 90° . . . . .	2
19	218- 755	CAP - elbow (Used when attachments are removed) . . . . .	2





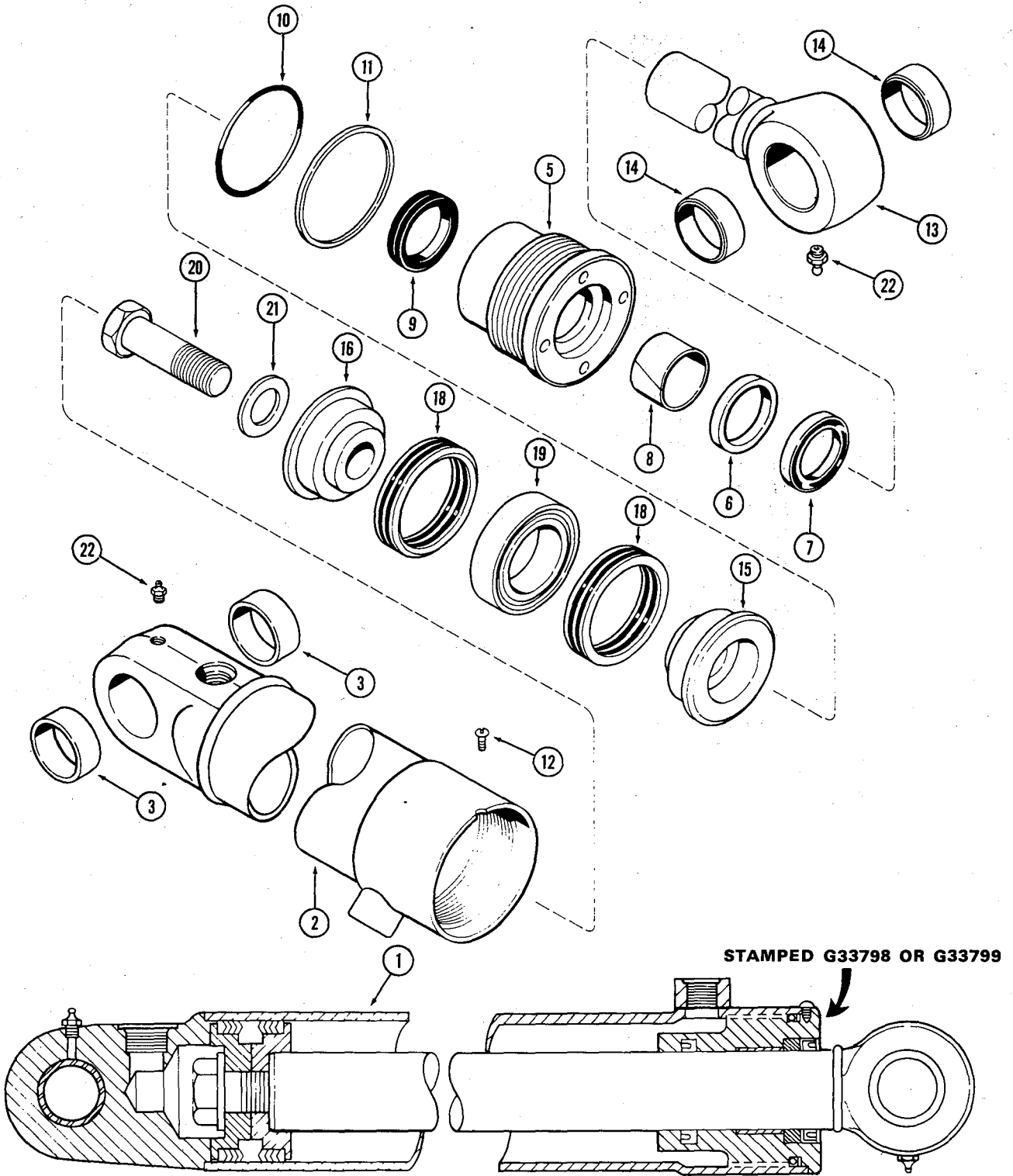
## G100414 AND G100415 LOADER LIFT CYLINDERS

REF.	PART NO.	DESCRIPTION	REQ'D.
1	G 100414	CYLINDER ASSEMBLY - lift, R.H. (3" dia. x 31-1/2" stroke)	1
1	G 100415	CYLINDER ASSEMBLY - lift, L.H. (3" dia. x 31-1/2" stroke)	1
2	G 100412	TUBE - cylinder body, R.H. . . . . .	1
2	G 100413	TUBE - cylinder body, L.H. . . . . .	1
	G 34633	GLAND ASSEMBLY - cylinder . . . . .	1
3	NSS	GLAND - cylinder . . . . .	1
4	NSS	RING - retaining . . . . .	1
5	*D 95143	WIPER - piston rod, outer . . . . .	1
6	*G 34621	BEARING - center . . . . .	1
7	*D 36970**	SEAL - piston rod . . . . .	1
8	*A 30095	SEAL - "O"ring . . . . .	1
9	*G 32122	RING - "O"ring backup . . . . .	1
10	187- 1031	SCREW - gland lock (#8 - 32 NC x 1/4" self-tapping) . . . . .	1
11	G 35332	ROD ASSEMBLY - piston (1-3/4" dia.) . . . . .	1
12	D 30930	BUSHING - rod . . . . .	2
13	G 33331	PISTON - split, rod end . . . . .	1
14	D 28896	PISTON - split, bolt end . . . . .	1
	*G 33151	PACKING ASSEMBLY - piston . . . . .	1
15	NSS	PACKING - "V" type . . . . .	2
16	NSS	RING - center bearing . . . . .	1
17	28- 1640	HHCS - 3/4" - 16 NF x 2-1/2" . . . . .	1
18	G 32303	WASHER - flat, 7/8" x 1-3/8" x 1/8" . . . . .	1
19	219- 1	FITTING - grease, straight (1/8" NPT) . . . . .	2
	G 34642	SEAL KIT - cylinder repair (Includes items with an asterisk)	1
	**G 100777	SEAL - piston rod (Extreme heat or cold) . . . . .	1



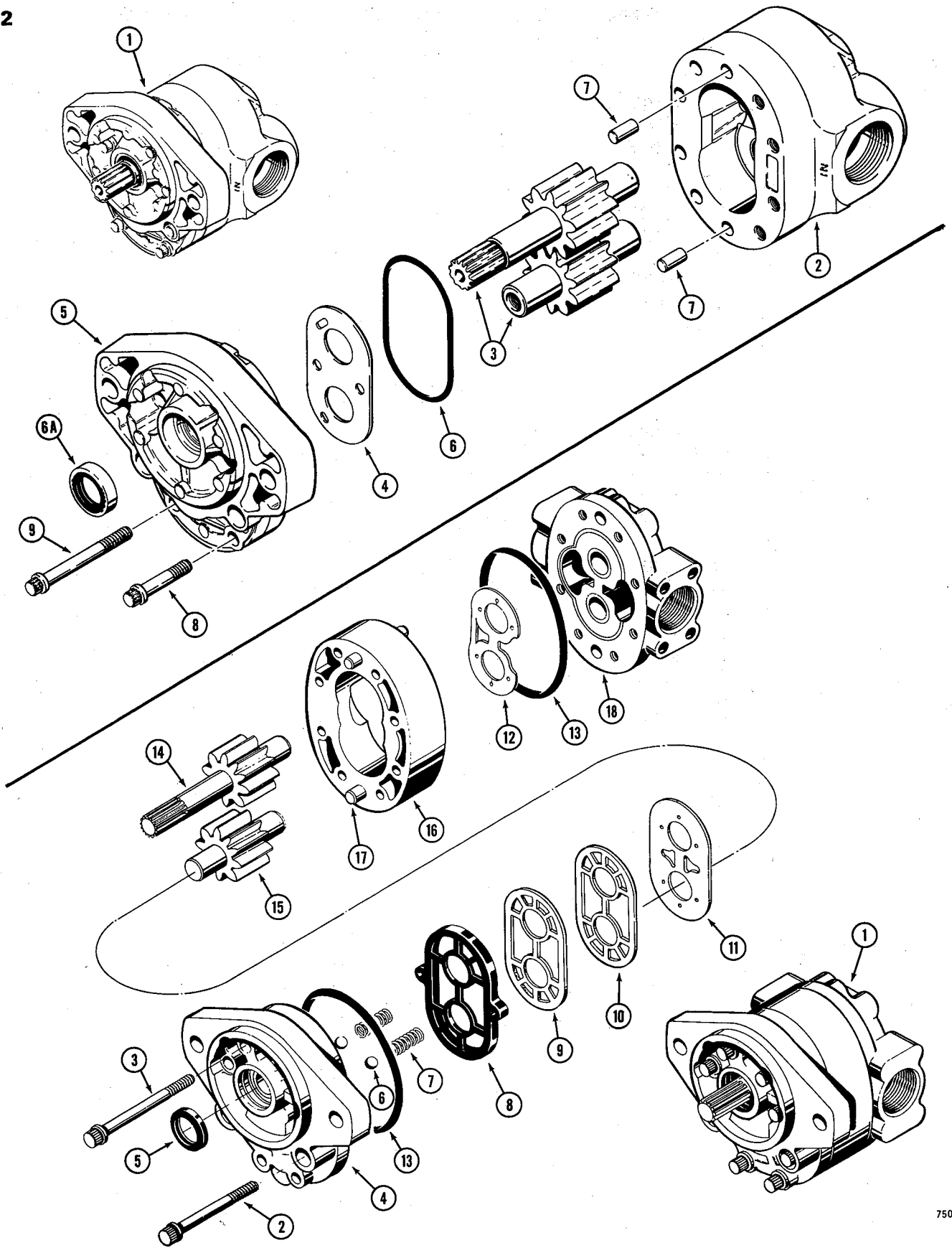
## G33420 AND G33421 LOADER TILT CYLINDERS

REF.	PART NO.	DESCRIPTION	REQ'D.
1	G 33420	CYLINDER ASSEMBLY - tilt, R.H. (2-1/2" dia. x 20" stroke)	1
1	G 33421	CYLINDER ASSEMBLY - tilt, L.H. (2-1/2" dia. x 20" stroke)	1
2	D 31098	TUBE ASSEMBLY - cylinder body, R.H. ....	1
2	D 31099	TUBE ASSEMBLY - cylinder body, L.H. ....	1
3	D 31511	BUSHING - tube trunnion .....	2
4		RESERVED	
	G 33487	GLAND ASSEMBLY - with identification ring .....	1
5	NSS	GLAND - see Inset A .....	1
6*	D 95142	WIPER - piston rod, outer (1-1/2" x 2" x 5/16") ....	1
7*	D 36969**	SEAL - piston rod (1-1/2" x 2" x 13/32") .....	1
8*	D 27706	WIPER - piston rod, inner .....	1
9*	G 32129	RING - gland "O" ring back-up .....	1
10*	A 28318	"O"RING - gland (2-1/2" x 2-3/4" x 1/8") .....	1
11	187- 1031	SCREW - gland lock (#8 - 32 NC x 1/4" self-tapping) ...	1
12	G 33422	ROD ASSEMBLY - piston (1-1/2" dia.) .....	1
13	D 30929	BUSHING - piston rod .....	1
14	G 33419	PISTON - split (Rod end) With identification ring .....	1
15	D 28364	PISTON - split (Bolt end) .....	1
*	G 33193	PACKING ASSEMBLY - piston .....	1
16		RESERVED	
17	NSS	PACKING ASSEMBLY - "V" type .....	2
18	NSS	RING - center bearing .....	1
19	28- 1240	BOLT - piston (3/4" x 2-1/2" NF hex.) .....	1
20	G 32317	WASHER - piston bolt (7/8" x 1-3/8" x 9/64") .....	1
	G 32294	SEAL KIT - cylinder repair (Includes all items with an asterisk) .....	1
**G	100776	SEAL - piston rod (Extreme heat or cold) .....	1



## G33798 AND G33799 LOADER CLAM CYLINDERS

REF.	PART NO.	DESCRIPTION	REQ'D.
1	G 33798	CYLINDER ASSEMBLY - clam, R.H. (3" dia. x 9" stroke)	1
1	G 33799	CYLINDER ASSEMBLY - clam, L.H. (3" dia x 9" stroke)	1
2	G 32305	TUBE ASSEMBLY - cylinder body, R.H.	1
2	G 32304	TUBE ASSEMBLY - cylinder body, L.H.	1
3	30634	BUSHING - tube	2
4		RESERVED	
	G 34633	GLAND ASSEMBLY - hand stamp for identification	1
5	NSS	GLAND	1
6	NSS	RING - center bearing	1
7*	D 95143	WIPER - piston rod (1-3/4" x 2-1/4" x 5/16")	1
8*	G 34621	BEARING - center	1
9*	D 36970**	SEAL - piston rod (1-3/4" x 2-1/4" x 7/16")	1
10*	A 30095	"O" RING - gland (3" x 3-1/4" x 1/8")	1
11*	G 32122	RING - gland, "O"ring back-up	1
12	187- 1031	SCREW - gland lock (#8 - 32 NC x 1/4" self-tapping)	1
13	G 33800	ROD ASSEMBLY - piston (1-3/4" dia.)	1
14	30634	BUSHING - piston rod	2
15	G 33331	PISTON - split (Rod end)	1
16	D 28896	PISTON - split (Bolt end)	1
17	*G 33151	PACKING ASSEMBLY - piston (Not shown)	1
18	NSS	PACKING ASSEMBLY - "V" type	2
19	NSS	RING - center bearing	1
20	28- 1640	BOLT - piston (1" x 2-1/2" NF hex.)	1
21	G 32303	WASHER - piston bolt (1-1/8" x 1-7/8" x 1/8")	1
22	219-- 1	FITTING - grease (1/8" NPT straight)	2
	G 34642	SEAL KIT - cylinder repair (Includes all items with an asterisk)	1
	**G 100777	SEAL - piston rod (Extreme heat or cold)	1

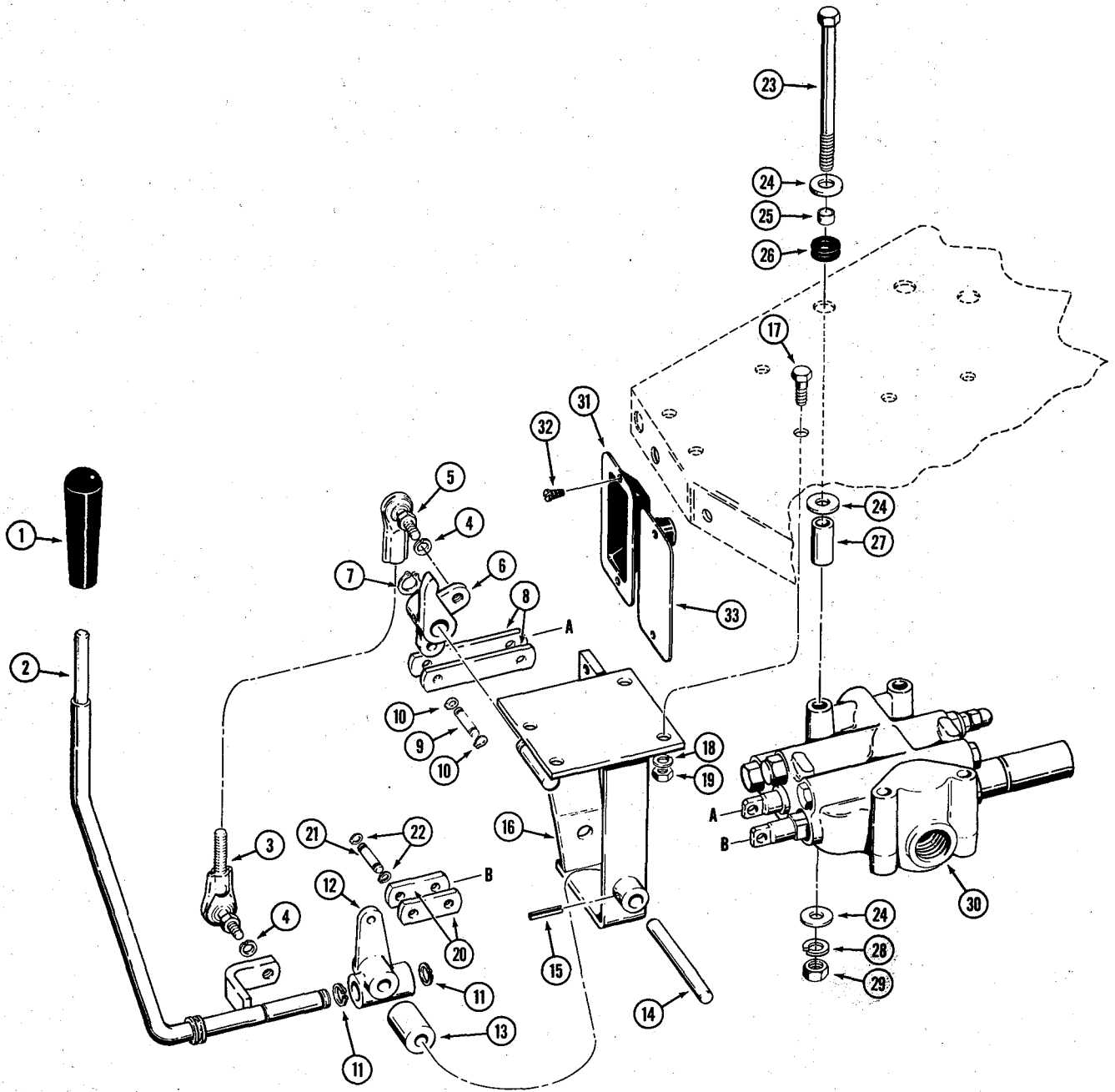


## D49241 HYDRAULIC PUMP

REF.	PART NO.	DESCRIPTION	REQ'D.
1	D 49241	PUMP - hydraulic, complete (TRW 19-920178-00)	1
2	NSS	BODY ASSEMBLY - pump (Includes bushings)	1
3	D 50103	GEAR SET - drive and driven	1
4	D 50104	PLATE - pressure	1
	D 50105	COVER ASSEMBLY - front	1
5	NSS	COVER - front (Includes bushings and seals)	1
6	F 30271	SEAL - "O"ring, pressure plate	1
6A	D 52477	SEAL - shaft	1
7	D 50106	DOWEL - cover	2
8	166- 48	CAP SCREW - 12 point (3/8" - 16 NC x 1-3/4")	4
9	166- 54	CAP SCREW - 12 point (3/8" - 16 NC x 3-1/4")	4

## D48950 HYDRAULIC PUMP

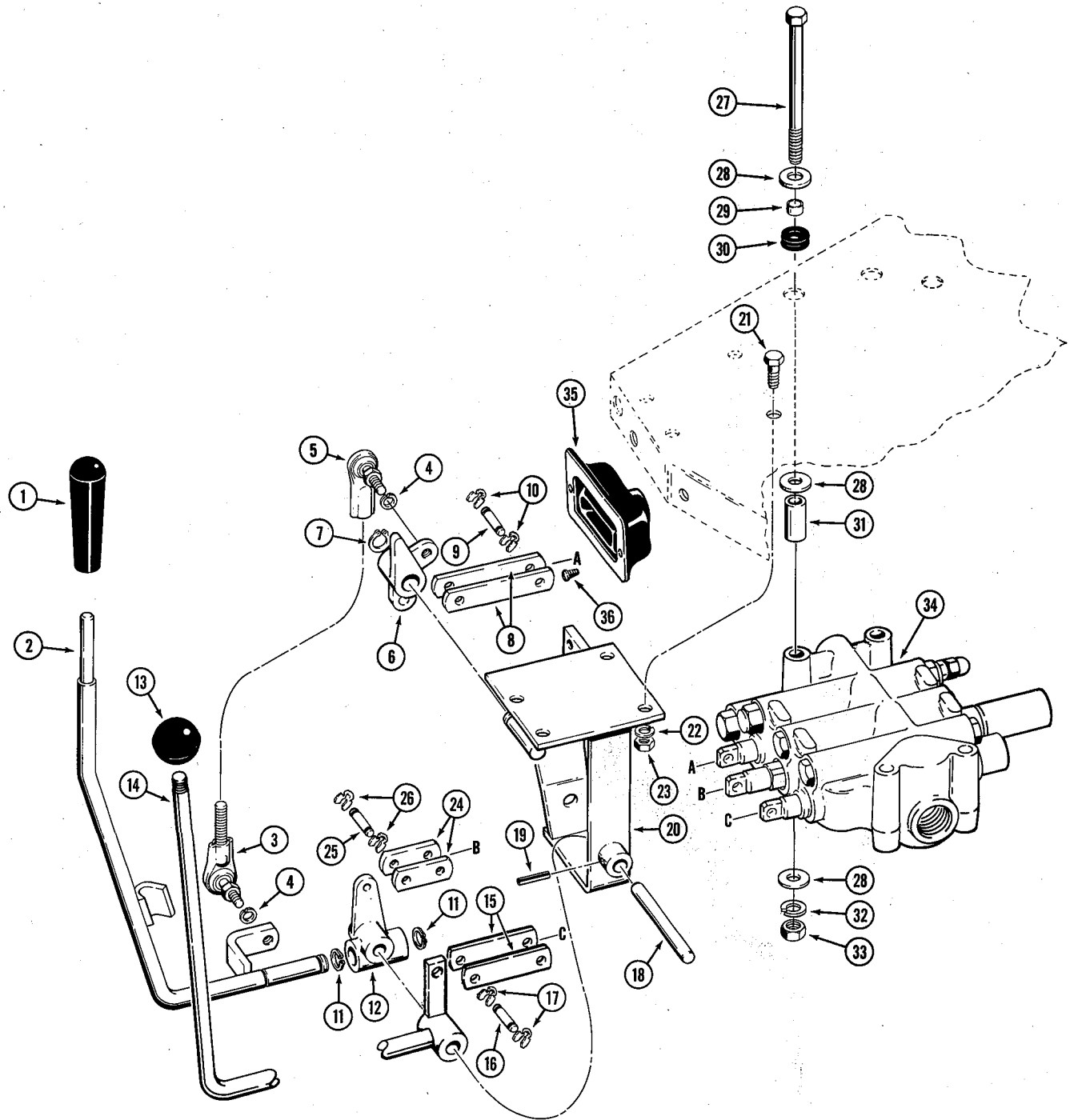
1	D 48950	PUMP - hydraulic, Cessna No. 24505 - LAD	1
2	166- 59	SCREW - Ferry cap (3/8" x 3-3/4")	4
3	166- 55	SCREW - Ferry cap (3/8" x 3-1/2")	4
4	D 48879	COVER - drive shaft end	1
	D 48884	KIT - pump, rebuild	1
5	A 25139	SEAL - drive shaft	1
6	D 31404	BALL - steel	2
7	D 31403	SPRING - ball retaining	2
8	D 48888	SEAL - diaphragm	1
9	A 42303	GASKET - backup	1
10	A 42305	GASKET - protector	1
11	A 42304	DIAPHRAGM - pump	1
12	D 41322	PLATE - thrust	1
13	D 48887	SEAL - "O"ring, 4-3/4" LD.	2
	D 48881	GEAR SET	1
14	NSS	DRIVE SHAFT AND GEAR - pump	1
15	NSS	IDLER SHAFT AND GEAR - pump	1
16	D 56471	HOUSING - gear	1
17	D 48882	PIN - dowel	2
18	D 48883	COVER - port end	1





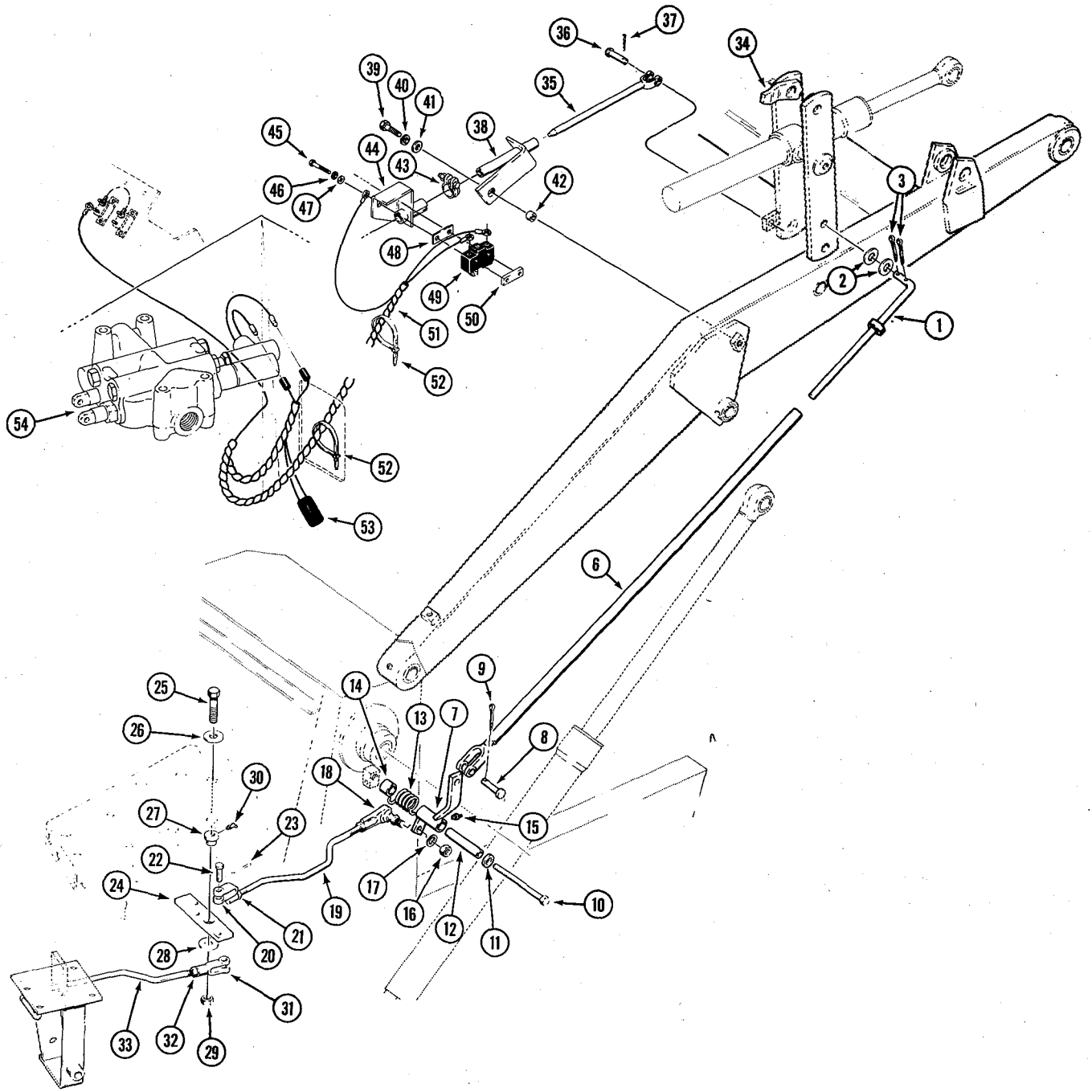
## LOADER CONTROL VALVE AND LEVERS (2 SPOOL)

REF.	PART NO.	DESCRIPTION	REQ'D.
1	A 37247	KNOB - lever . . . . .	1
2	D 72231	LEVER - loader control, lift and tilt . . . . .	1
3	D 64789	JOINT - ball type, tilt spool . . . . .	1
4	92- 6	WASHER - med. sect. lock, 3/8" . . . . .	2
5	D 69180	JOINT - ball type, tilt spool . . . . .	1
6	D 72232	BELLCRANK - lever . . . . .	1
7	D 95096	RING - retaining . . . . .	1
8	D 64746	LINK - connecting . . . . .	2
9	D 95632	PIN - connecting . . . . .	2
10	D 95092	RING - retaining . . . . .	4
11	D 95096	RING - retaining . . . . .	2
12	D 64777	BLOCK - pivot . . . . .	1
13	D 69955	SPACER - controls . . . . .	1
14	D 64790	SHAFT - retaining . . . . .	1
15	138- 61	PIN - roll. 1/8" x 1" . . . . .	1
16	D 67594	MOUNTING - lever . . . . .	1
17	13- 616	HHCS - 3/8" - 16 NC x 1" . . . . .	4
18	92- 6	WASHER - med. sect. lock, 3/8" . . . . .	4
19	25- 106	NUT - hex, 3/8" - 16 NC . . . . .	4
20	D 69601	LINK - connecting . . . . .	2
21	D 95632	PIN - connecting . . . . .	2
22	D 95092	RING - retaining . . . . .	4
23	13- 696	HHCS - 3/8" - 16 NC x 6" . . . . .	4
24	95- 6	WASHER - flat, 3/8" . . . . .	12
25	D 66017	SLEEVE - valve mounting . . . . .	4
26	D 64797	GROMMET - valve mounting . . . . .	4
27	D 64745	SPACER - valve . . . . .	4
28	92- 6	WASHER - med sect lock, 3/8" . . . . .	4
29	25- 106	NUT - hex, 3/8" - 16 NC . . . . .	4
30	D 72285	VALVE - loader control, 2 spool (Parts list page 171) . . . . .	1
31	D 72302	CLOSURE - controls . . . . .	1
32	187- 321	SCREW - #8 x 1/2", self-tapping . . . . .	2
33	D 72241	PLATE - controls . . . . .	1



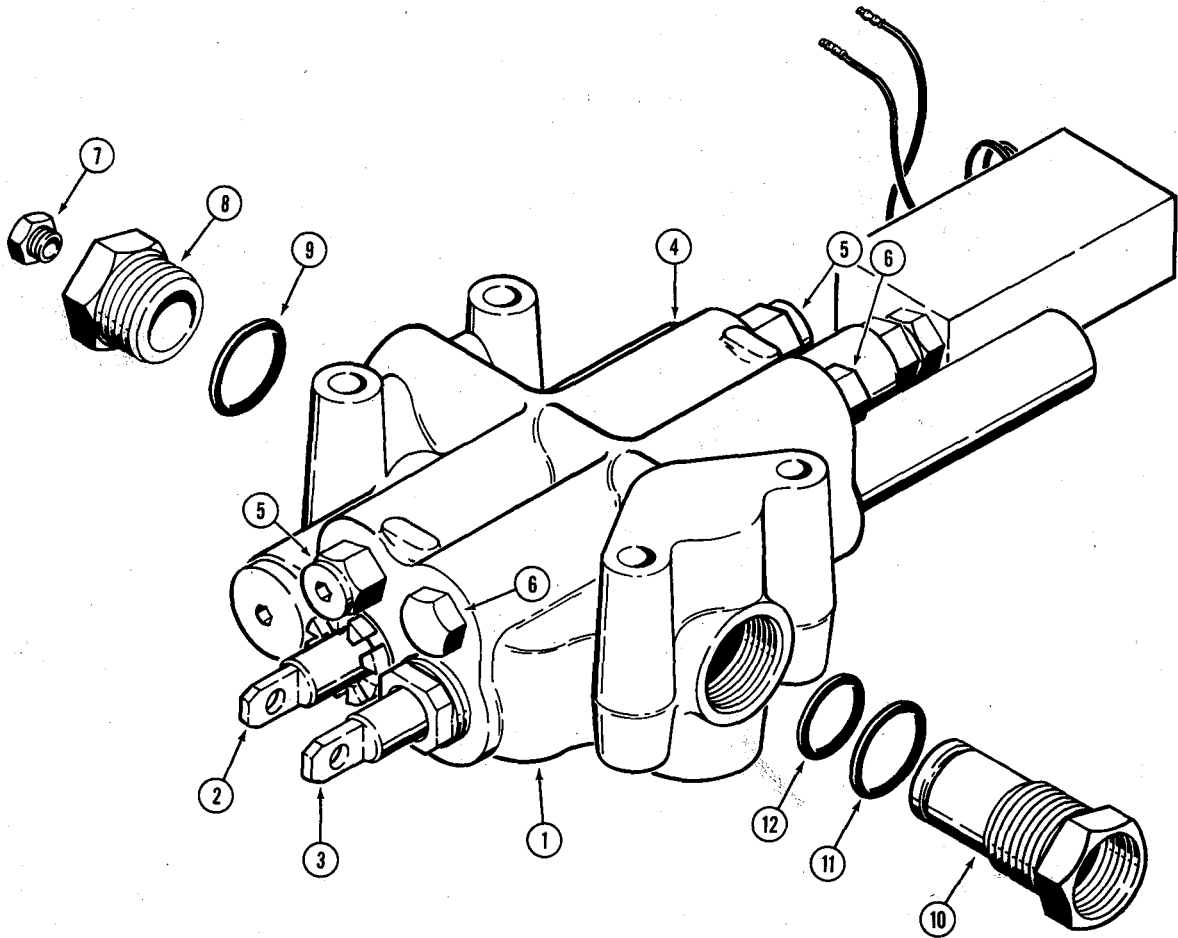
## LOADER CONTROL VALVE AND LEVERS (3SPOOL)

REF.	PART NO.	DESCRIPTION	REQ'D.
1	A 37247	KNOB - lever, lift and tilt	1
2	D 69603	LEVER - loader control, lift and tilt	1
3	D 64789	JOINT - ball type, tilt spool	1
4	92- 6	WASHER - med. sect. lock, 3/8"	2
5	D 64925	JOINT - ball type, tilt spool	1
6	D 67597	BELLCRANK - lever	1
7	D 95096	RING - retaining	1
8	D 64746	LINK - connecting	2
9	D 95632	PIN - connecting	2
10	D 95092	RING - retaining	4
11	D 95096	RING - retaining	2
12	D 64777	BLOCK - pivot	1
13	D 59912	KNOB - lever, auxiliary spool	1
14	D 69789	LEVER - auxiliary control	1
15	D 64747	LINK - auxiliary control	2
16	D 95632	PIN - link	2
17	D 95092	RING - retaining	4
18	D 64790	SHAFT - retaining	1
19	138- 61	PIN - roll, 1/8" - 1"	1
20	D 67594	MOUNTING - levers	1
21	13- 616	HHCS - 3/8" - 16 NC x 1"	4
22	92- 6	WASHER - med. sect. lock, 3/8"	2
23	25- 106	NUT - hex., 3/8" - 16 NC	4
24	D 69601	LINK - connecting	2
25	D 95632	PIN - connecting	2
26	D 95092	RING - retaining	4
27	13- 696	HHCS - 3/8" - 16 NC x 6"	4
28	95- 6	WASHER - flat, 3/8"	12
29	D 66017	SLEEVE - valve mounting	4
30	D 64797	GROMMET - valve mounting	4
31	D 64745	SPACER - valve	4
32	92- 6	WASHER - med. sect. lock, 3/8"	4
33	25- 106	NUT - hex., 3/8" - 16 NC	4
34	D 72286	VALVE - loader control, 3 spool (Parts list page 173)	1
35	D 72302	CLOSURE - controls	2
36	187- 321	SCREW - #8 x 1/2", self-tapping	4



## LOADER POSITIONING CONTROLS

REF.	PART NO.	DESCRIPTION	REQ'D.
1	D 72238	ROD - connecting, lever to dump link . . . . .	1
2	195- 33	WASHER - flat, 1/2" . . . . .	2
3	132- 48	PIN - cotter, 1/8" x 1" . . . . .	2
4		RESERVED	
5		RESERVED	
6	D 37567	GUIDE - rod . . . . .	1
7	D 72213	LEVER - loader positioning . . . . .	1
8	141- 4	PIN - clevis, 3/8" . . . . .	1
9	132- 25	PIN - cotter, 3/32" x 5/8" . . . . .	1
10	13- 1096	HHCS - 5/8" - 11 NC x 6" . . . . .	1
11	D 43266	WASHER - heat treated . . . . .	1
12	D 69565	SLEEVE - bearing . . . . .	1
13	D 72099	SPRING - return . . . . .	1
14	D 69566	SLEEVE - spacer . . . . .	1
15	219- 20	FITTING - grease, straight, 1/4" - 28 NF . . . . .	1
16	25- 116	NUT - hex., 3/8" - 24 NF . . . . .	1
17	92- 6	WASHER - med. sect. lock, 3/8" . . . . .	1
18	D 64925	JOINT - ball type . . . . .	1
19	D 69604	ROD - input . . . . .	1
20	L 11182	YOKE - offset . . . . .	1
21	25- 116	NUT - hex., 3/8" - 24 NF . . . . .	1
22	141- 4	PIN - clevis, 3/8" . . . . .	2
23	132- 25	PIN - cotter, 3/32" x 5/8" . . . . .	2
24	D 69578	LINK - connecting . . . . .	1
25	13- 832	HHCS - 1/2" - 13 NC x 2" . . . . .	1
26	95- 8	WASHER - flat, 1/2" . . . . .	1
27	D 69568	SPACER - pivot . . . . .	1
28	D 64050	WASHER - heat treated . . . . .	1
29	25- 108	NUT - hex., 1/2" - 13 NC . . . . .	1
30	219- 400	FITTING - grease, 45° (1/4" - 28 NF) . . . . .	1
31	213- 4	YOKE - adjustable, 3/8" . . . . .	1
32	25- 116	NUT - hex., 3/8" - 24 NF . . . . .	1
33	D 69960	ROD - loader positioning . . . . .	1
34	D 72287	LINK - bucket cylinder, R.H. inner . . . . .	1
35	D 72147	ROD - return-to-dig . . . . .	1
36	141- 4	PIN - yoke . . . . .	1
37	132- 25	PIN - cotter (3/32" x 5/8") . . . . .	1
38	D 72144	GUIDE - rod . . . . .	1
39	13- 612	HHCS - 3/8" - 16 NC x 3/4" . . . . .	1
40	92- 6	WASHER - med. sect. lock, 3/8" . . . . .	1
41	195- 25	WASHER - flat, 3/8" . . . . .	1
42	D 95748	SPACER - guide . . . . .	1
43	D 71880	CLAMP - return-to-dig guide . . . . .	1
44	D 72141	BRACKET - return-to-dig switch mounting . . . . .	1
45	169- 143	SCREW - #6 - 32 NC x 1-1/2" (Plated) . . . . .	2
46	193- 89	WASHER - lock, #6 . . . . .	2
47	195- 507	WASHER - flat, #6 . . . . .	2
48	D 40924	SPACER - switch mounting . . . . .	1
49	D 40921	SWITCH - return-to-dig . . . . .	1
50	L 52496	PLATE - switch mounting . . . . .	1
51	D 72270	HARNES - return-to-dig . . . . .	1
52	L 11541	STRAP - tie . . . . .	5
53	L 11760	DIODE - valve protecting . . . . .	1
54	REF.	VALVE - loader control (See pages 171 and 173) . . . . .	1



## D72285 LOADER CONTROL VALVE-2 SPOOL

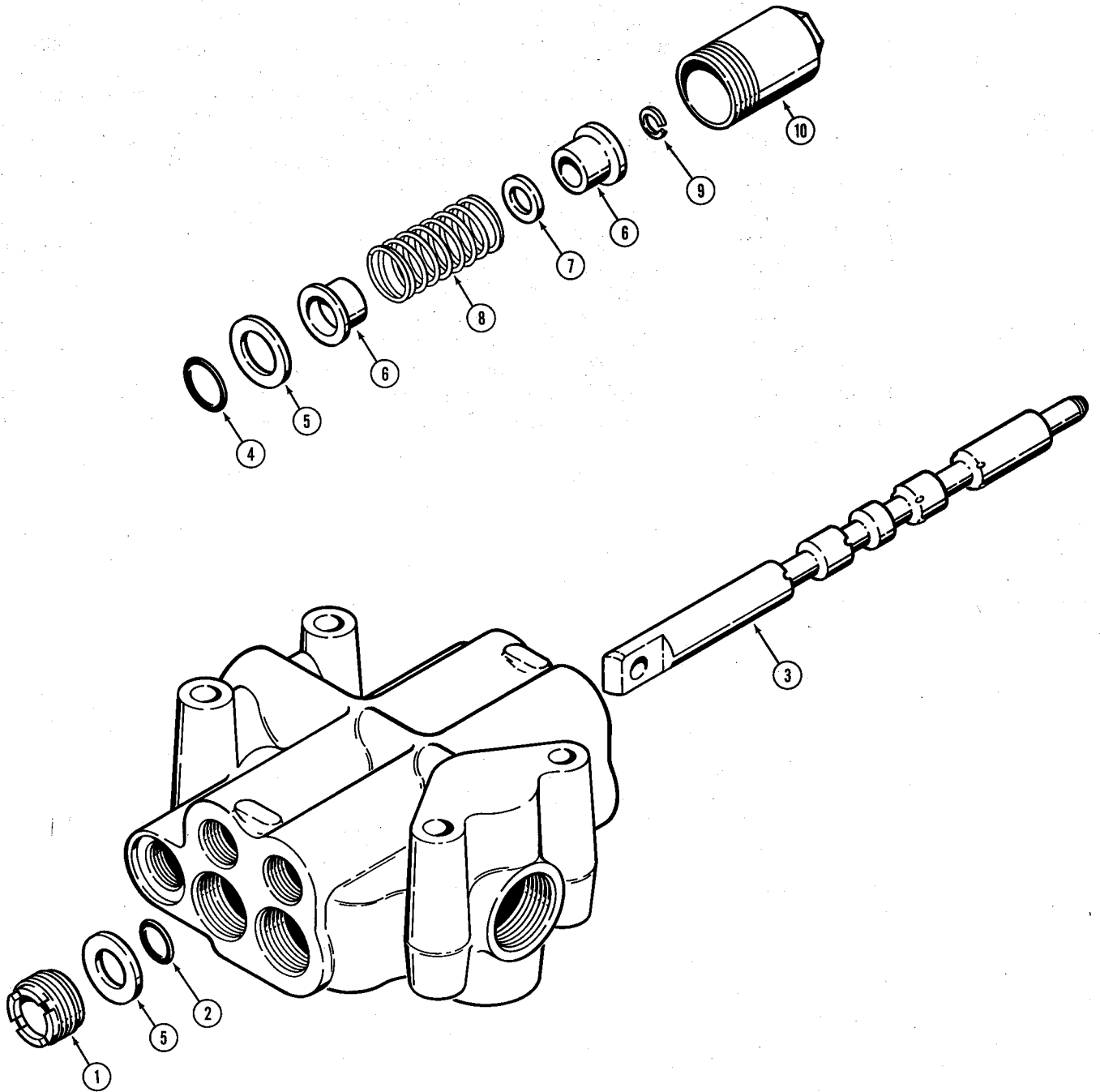
REF.	PART NO.	DESCRIPTION	REQ'D.
1	D 72285	VALVE - loader control, 2 spool (Parker series VDSP-22) . . .	1
2	L 35090	SPOOL - loader tilt (Parts list page 175B) . . . . .	1
3	D 46024	SPOOL - loader lift (Parts list page 177) . . . . .	1
3	D 46025	SPOOL - loader lift (Parts list page 177) . . . . .	1
3	D 46026	SPOOL - loader lift (Parts list page 177) . . . . .	1
3	D 46027	SPOOL - loader lift (Parts list page 177) . . . . .	1
4	NSS	VALVE - main relief (Parts list page 181) . . . . .	1
5	NSS	VALVE - secondary relief (Parts list page 179) . . . . .	2
6	NSS	VALVE - check (Parts list page 183) . . . . .	2
7	221- 12	PLUG - pipe, square head (1/4" NPT) . . . . .	1
8	D 38825	ADAPTER - valve port . . . . .	1
9	218- 5010	SEAL - "O"ring . . . . .	1
	D 61251	CONNECTOR - power beyond . . . . .	1
10	NSS	CONNECTOR - power beyond . . . . .	1
11	218- 5010	SEAL - "O"ring, large . . . . .	1
12	L 32680	SEAL - "O"ring, small . . . . .	1





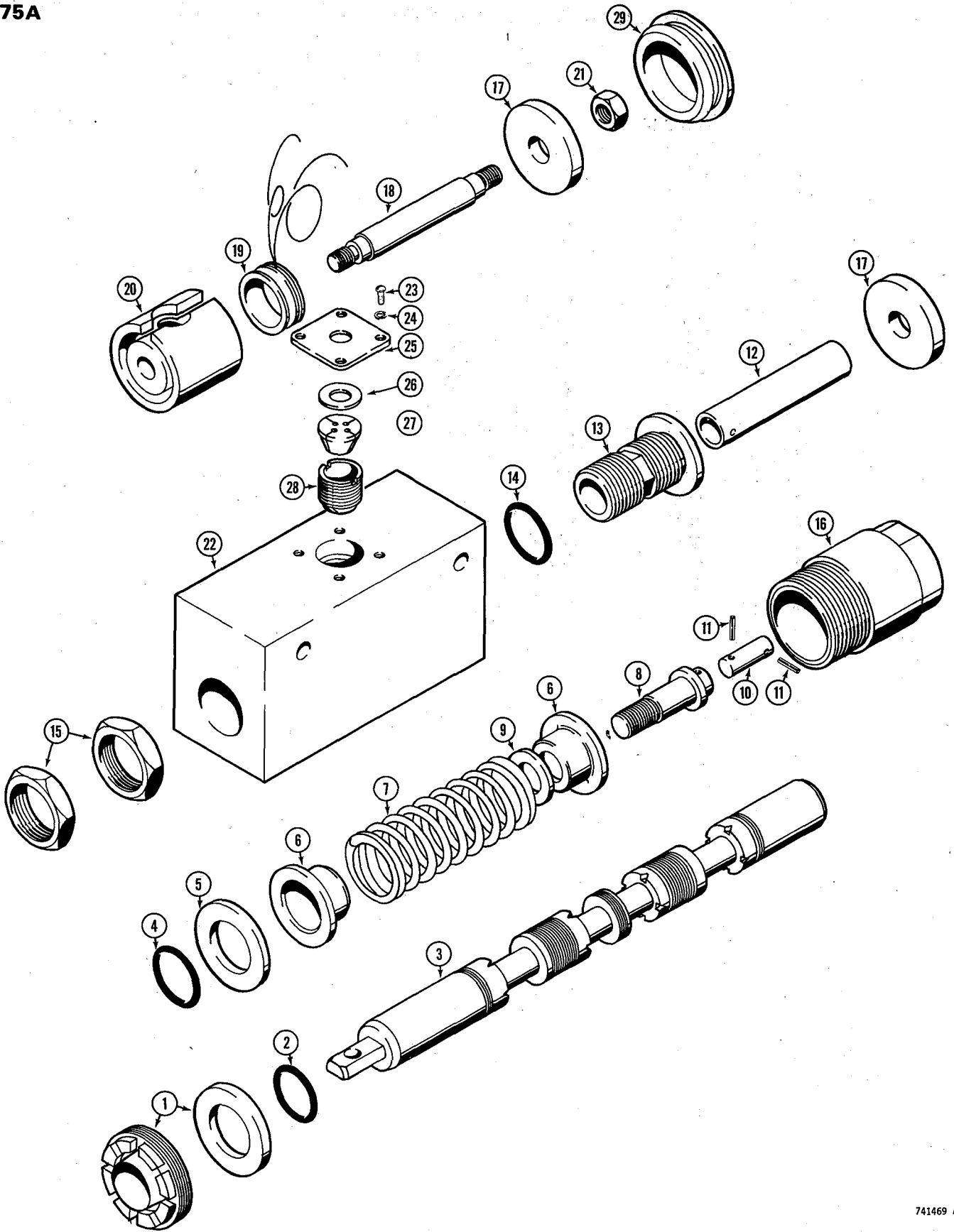
## D72286 LOADER CONTROL VALVE-3 SPOOL

REF.	PART NO.	DESCRIPTION	REQ'D.
1	D 72286	VALVE - loader control, 3 spool (Parker series VDSP-22-DDF) . . . . .	1
2	D 37050	SPOOL - loader clam (Parts list page 175) . . . . .	1
2	D 37051	SPOOL - loader clam (Parts list page 175) . . . . .	1
2	D 37052	SPOOL - loader clam (Parts list page 175) . . . . .	1
2	D 37053	SPOOL - loader clam (Parts list page 175) . . . . .	1
3	D 46024	SPOOL - loader lift (Parts list page 177) . . . . .	1
3	D 46025	SPOOL - loader lift (Parts list page 177) . . . . .	1
3	D 46027	SPOOL - loader lift (Parts list page 177) . . . . .	1
3	D 46026	SPOOL - loader lift (Parts list page 177) . . . . .	1
3A	L 35090	SPOOL - loader tilt (Parts list page 175B) . . . . .	1
4	NSS	VALVE - main relief (Parts list page 181) . . . . .	1
5	NSS	VALVE - secondary relief (Parts list page 179) . . . . .	2
6	NSS	VALVE - check (Parts list page 183) . . . . .	4
7	221- 12	PLUG - pipe, square head (1/4" NPT) . . . . .	1
8	D 38825	ADAPTER - valve port . . . . .	1
9	218- 5010	SEAL - "O"ring . . . . .	1
	D 61251	CONNECTOR - power beyond . . . . .	1
10	NSS	CONNECTOR - power beyond . . . . .	1
11	218- 5010	SEAL - "O"ring, large . . . . .	1
12	I. 32680	SEAL - "O"ring, small . . . . .	1



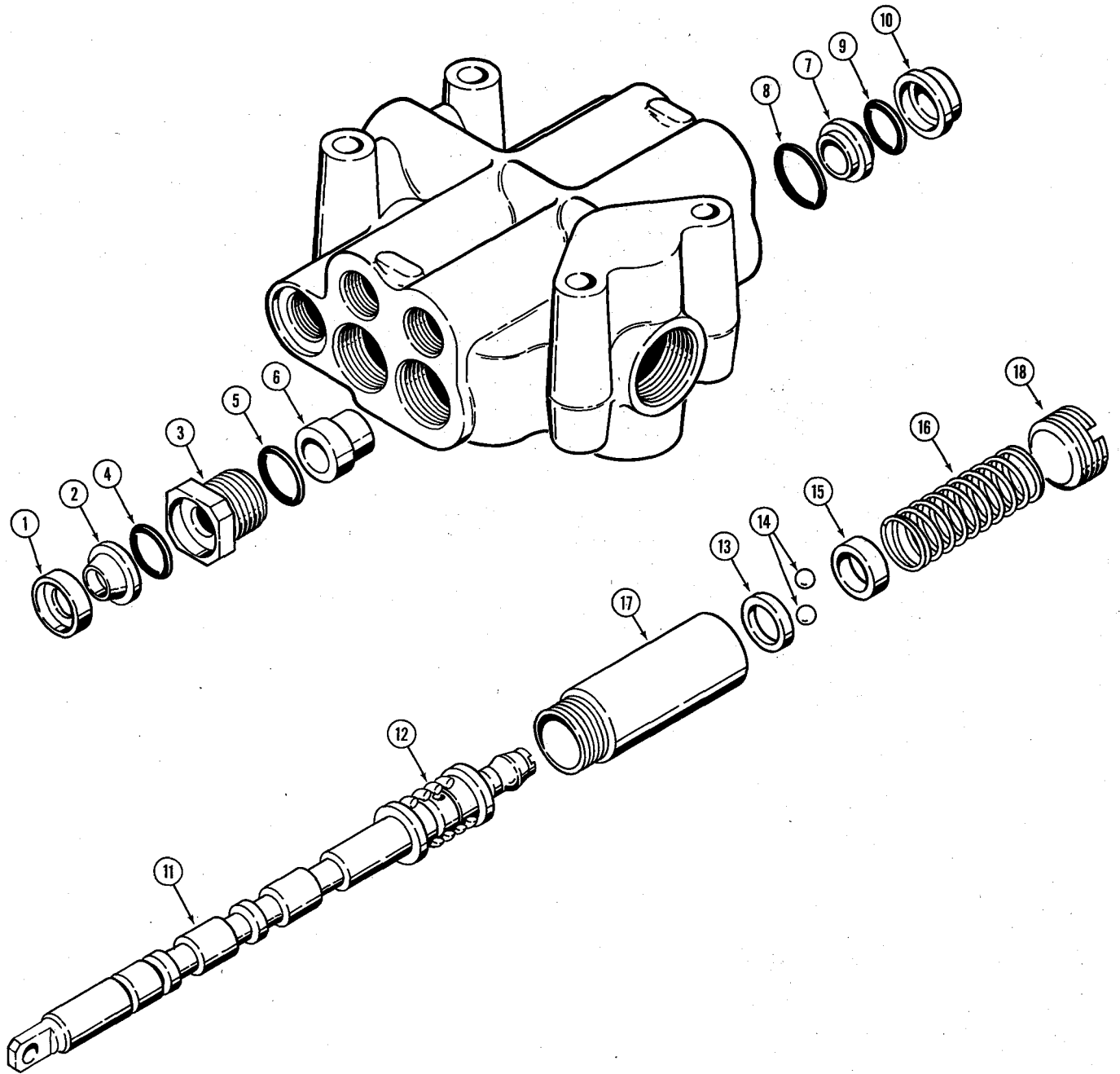
**LOADER CONTROL VALVE  
LOADER CLAM SPOOL**

REF.	PART NO.	DESCRIPTION	REQ'D.
D	37050	SPOOL ASSEMBLY - loader tilt and clam (Color code - black or letter code - W) .73700" to .73709" . . . . .	1
D	37051	SPOOL ASSEMBLY - loader tilt and clam (Color code - blue or letter code - X) .73710" to .73719" . . . . .	1
D	37052	SPOOL ASSEMBLY - loader tilt and clam (Color code - yellow or letter code - Y) .73720" to .73729" . . . . .	1
D	37053	SPOOL ASSEMBLY - loader tilt and clam (Color code - green or letter code - Z) .73730" to .73740" . . . . .	1
1	L 30744	GLAND AND WIPER - spool . . . . .	1
2	R 17547	SEAL - "O"ring, gland . . . . .	1
3	NSS	SPOOL . . . . .	1
4	R 17547	SEAL - "O"ring . . . . .	1
5	A 14535	RETAINER - seal . . . . .	2
6	A 14533	RETAINER - spring . . . . .	2
7	A 25286	WASHER - special . . . . .	1
8	A 14534	SPRING - spool return . . . . .	1
9	A 27020	SNAP RING - spring retainer . . . . .	1
10	A 14529	CAP - spool . . . . .	1



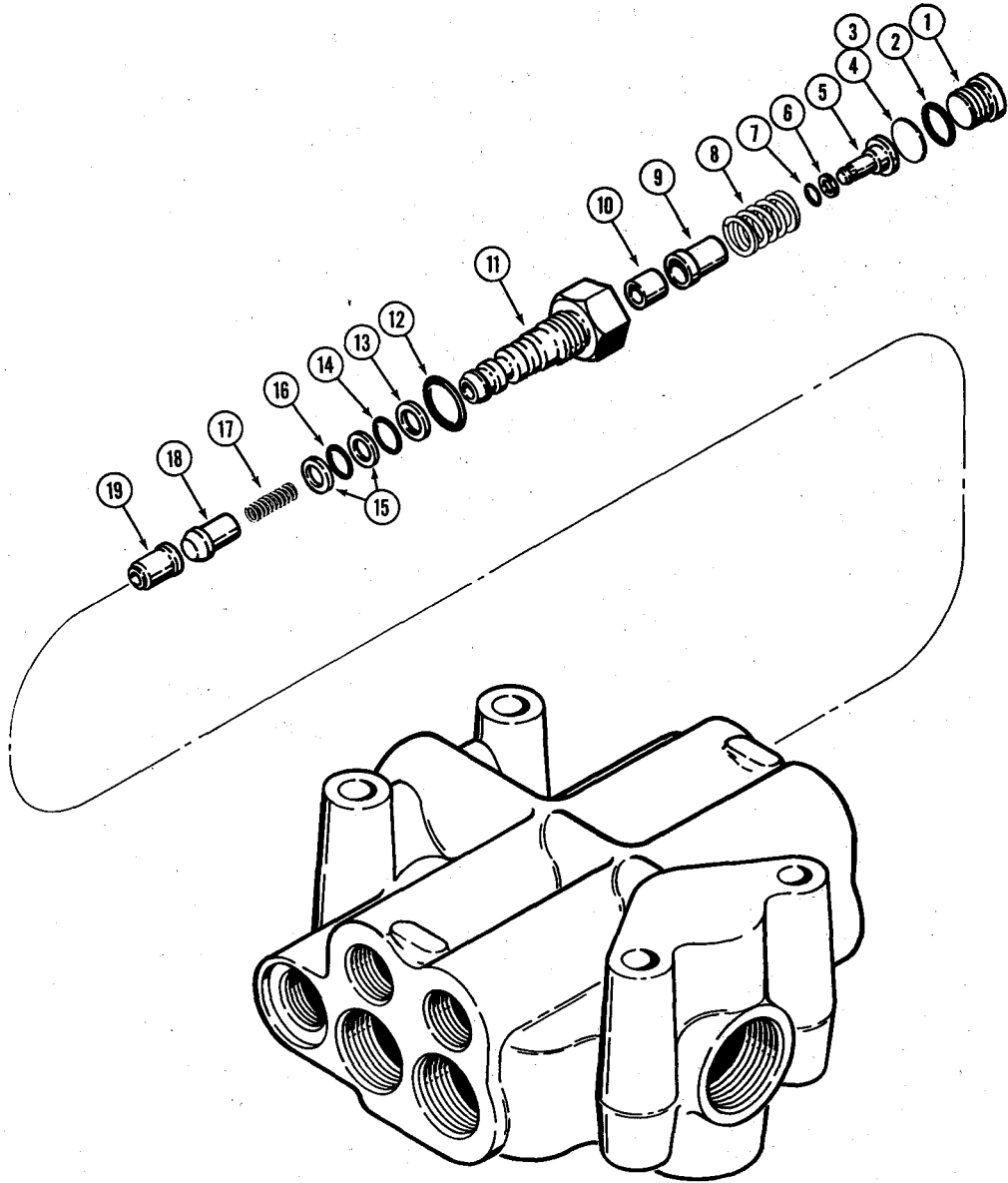
**LOADER CONTROL VALVE  
LOADER TILT SPOOL**

REF.	PART NO.	DESCRIPTION	REQ'D.
	L 35090	SPOOL ASSEMBLY - tilt	1
1	L 30744	GLAND AND WIPER - spool	1
2	R 17547	SEAL - "O"ring	1
3	L 36051	SPOOL - tilt control	1
4	R 17547	SEAL - "O"ring	1
5	A 14535	RETAINER - seal	2
6	A 14533	RETAINER - spring	2
7	A 25285	SPRING - spool	1
8	L 36048	PLUG - spool	1
9	A 25286	WASHER - spacer	1
10	D 33858	LINK - spool detent	1
11	138- 2012	PIN - spirol roll (1/8" x 1/2")	2
12	L 36049	SPACER - detent link	1
13	L 36046	CONNECTOR - spool end and detent	1
14	F 62114	SEAL - "O"ring	1
15	L 36045	NUT - hex., jam	2
16	L 36047	CAP - spool	1
17	L 36038	CLAPPER - magnetic detent	2
18	L 36050	SPACER - clapper	1
19	L 36147	COIL - magnetic detent	1
20	L 36041	SLEEVE - coil	1
21	25- 114	NUT - hex. (1/4" - 28 NF)	1
22	L 36040	HOUSING - magnetic detent	1
23	173- 26	SCREW - round head machine (#4 - 40 NC x 5/16")	4
24	192- 53	WASHER - heavy sect. lock (#4) Zinc plated	4
25	L 36145	PLATE - cover	1
26	L 36146	WASHER - spacer	1
27	L 33782	SEAL - moisture	1
28	L 36042	LOCK - coil	1
29	L 36039	CAP - magnetic detent spool	1



**LOADER CONTROL VALVE  
LOADER LIFT SPOOL**

REF.	PART NO.	DESCRIPTION	REQ'D.
	D 46024	SPOOL ASSEMBLY - loader lift (Color code - black or letter code - W) .73700" to .73709" . . . . .	1
	D 46025	SPOOL ASSEMBLY - loader lift (Color code - blue or letter code - X) .73710" to .73719" . . . . .	1
	D 46026	SPOOL ASSEMBLY - loader lift (Color code - yellow or letter code - Y) .73720" to .73729" . . . . .	1
	D 46027	SPOOL ASSEMBLY - loader lift (Color code - green or letter code - Z) .73730" to .73740" . . . . .	1
1	D 37153	RETAINER - wiper ring . . . . .	1
2	A 14527	RING - wiper . . . . .	1
3	D 37152	GLAND - spool . . . . .	1
4	R 17547	SEAL - "O"ring, gland (Small) . . . . .	1
5	D 37156	SEAL - "O"ring, gland (Large) . . . . .	1
6	D 37076	SLEEVE - spool, lug end . . . . .	1
7	D 33857	RETAINER - "O"ring . . . . .	1
8	A 16877	SEAL - "O"ring, housing (Large) . . . . .	1
9	R 17547	SEAL - "O"ring, gland (Small) . . . . .	1
10	D 33856	RETAINER - "O"ring . . . . .	1
	D 46034	SPOOL KIT - D46024 spool assembly only . . . . .	1
	D 46035	SPOOL KIT - D46025 spool assembly only . . . . .	1
	D 46036	SPOOL KIT - D46026 spool assembly only . . . . .	1
	D 46037	SPOOL KIT - D46027 spool assembly only . . . . .	1
11	NSS	SPOOL ASSEMBLY - four position . . . . .	1
12	A 16882	SPRING - centering . . . . .	1
13	L 30455	WASHER - detent . . . . .	1
14	211- 8	BALL - detent, 9/32" dia. . . . .	8
15	L 30456	CAM - detent . . . . .	1
16	L 30626	SPRING - detent . . . . .	1
17	L 30454	CAP - valve, detent . . . . .	1
18	L 30458	PLUG - detent adjustment . . . . .	1

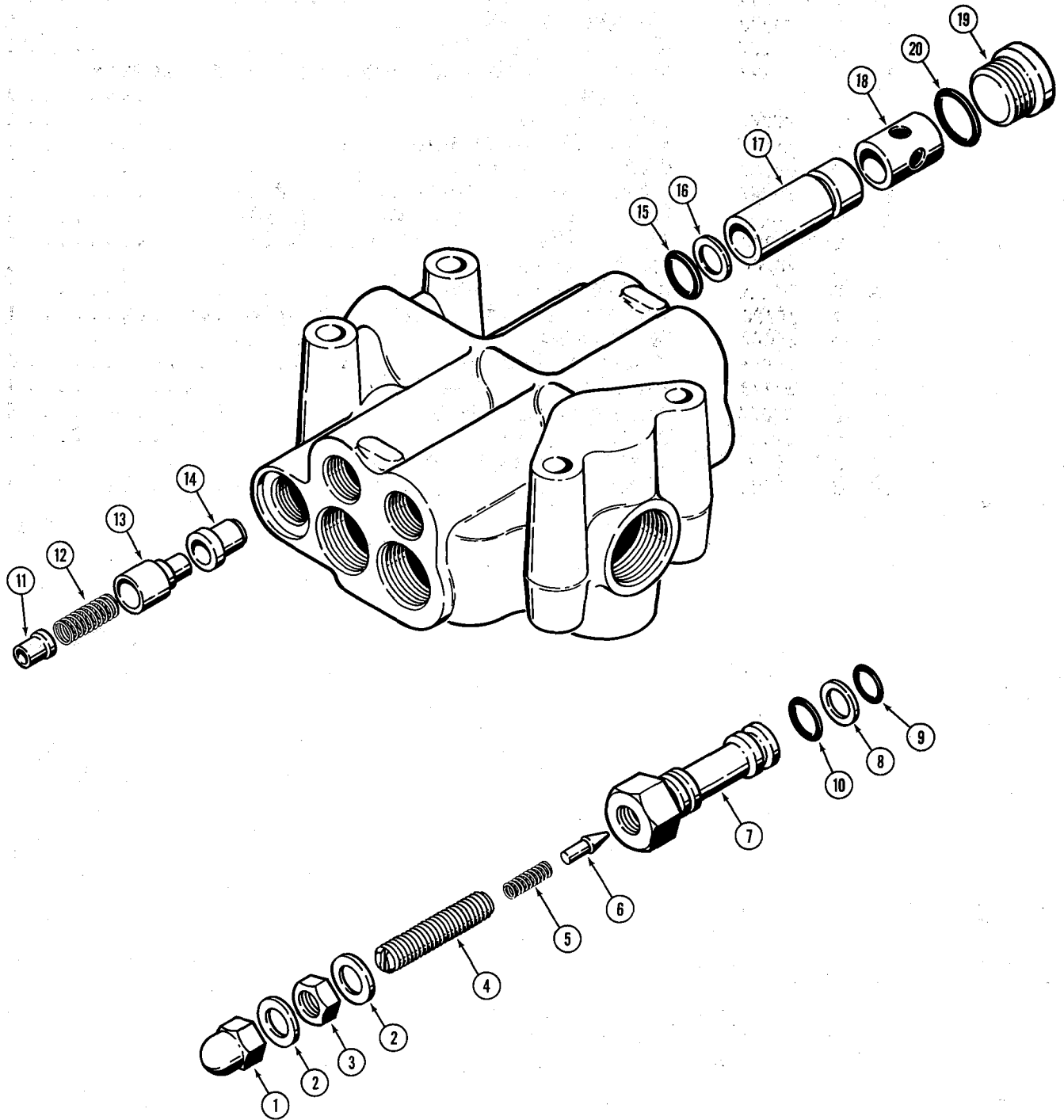




# 580C CONSTRUCTION KING LOADER BACKHOE

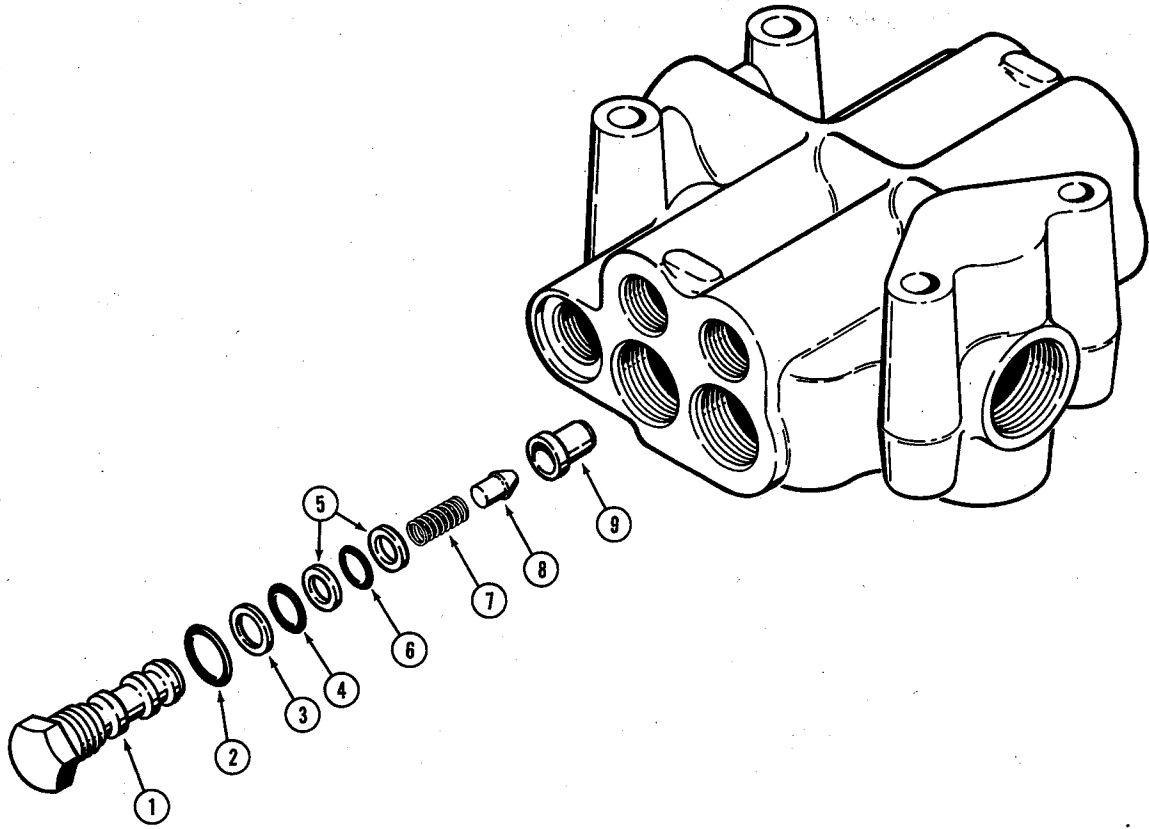
## LOADER CONTROL VALVE SECONDARY RELIEF VALVE

REF.	PART NO.	DESCRIPTION	REQ'D.
1	218- 5210	PLUG - secondary relief . . . . .	1
2	218- 5006	SEAL - "O"ring, plug . . . . .	1
3	D 40355	SHIM - spring guide, .0050" . . . . .	UAF
4	16917	SHIM - spring guide, .0105" . . . . .	UAF
5	D 37073	GUIDE - spring . . . . .	1
6	D 40357	RING - backup, spring guide . . . . .	1
7	D 40356	SEAL - "O"ring, spring guide . . . . .	1
8	D 37148	SPRING - plunger . . . . .	1
9	D 37074	PLUNGER - relief valve . . . . .	1
10	D 37075	SEAT - plunger . . . . .	1
11	D 37072	BODY - secondary relief valve . . . . .	1
12	218- 5007	SEAL - "O"ring, valve body (Large) . . . . .	1
13	D 37071	RING - backup, center "O"ring . . . . .	1
14	D 26265	SEAL - "O"ring, relief body (Center) . . . . .	1
15	D 37070	RING - backup, small "O"ring . . . . .	2
16	D 37149	SEAL - "O"ring, relief body (Small) . . . . .	1
17	D 37067	SPRING - poppet . . . . .	1
18	D 37068	POPPET - check valve . . . . .	1
19	D 40358	SEAT - poppet . . . . .	1



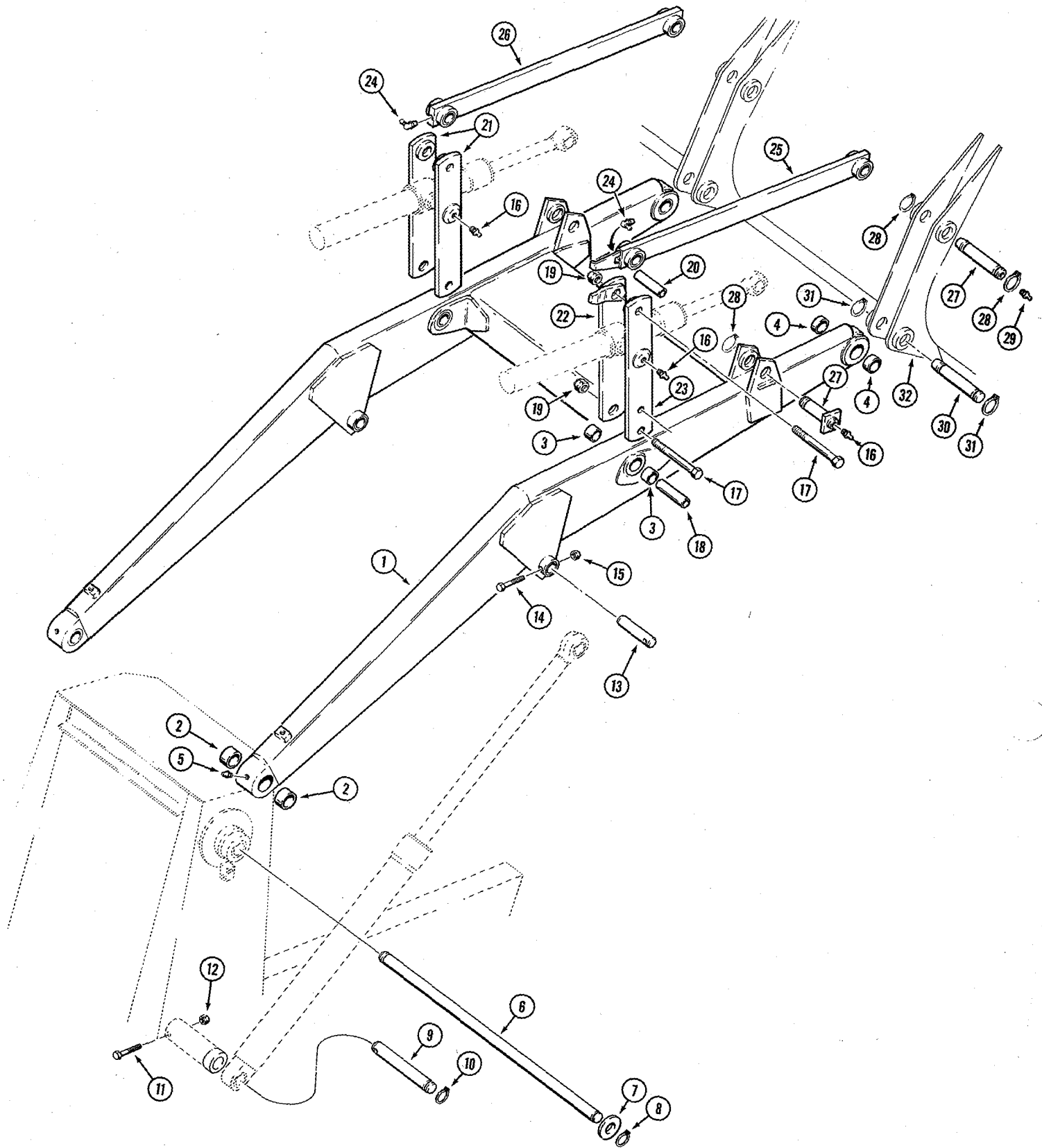
**LOADER CONTROL VALVE  
MAIN RELIEF VALVE**

REF.	PART NO.	DESCRIPTION	REQ'D.
1	129- 514	NUT - acorn, main relief valve . . . . .	1
2	D 26270	WASHER - special . . . . .	2
3	25- 155	NUT - hex., jam (5/16" - 24 NF) . . . . .	1
4	176- 296	SCREW - adjusting, main relief valve (5/16" - 24 NF x 1-3/4") . . . . .	1
5	D 26268	SPRING - pilot . . . . .	1
6	D 26267	PLUNGER - relief valve . . . . .	1
7	A 25291	CAP - relief valve . . . . .	1
8	L 30443	RING - backup, L30444 seal . . . . .	1
9	L 30444	SEAL - "O"ring, relief valve cap (Small) . . . . .	1
10	218- 5006	SEAL - "O"ring, relief valve cap (Large) . . . . .	1
11	D 26266	SEAT - plunger . . . . .	1
12	D 52319	SPRING - relief valve . . . . .	1
13	W 16130	POPPET ASSEMBLY - main relief valve . . . . .	1
14	D 37063	SEAT - poppet . . . . .	1
15	L 30444	SEAL - "O"ring, sleeve . . . . .	1
16	L 30443	RING - backup, L30444 seal . . . . .	1
17	D 37064	SLEEVE - poppet seat . . . . .	1
18	D 37065	SLEEVE - drain . . . . .	1
19	218- 5210	PLUG - main relief valve . . . . .	1
20	218- 5006	SEAL - "O"ring . . . . .	1



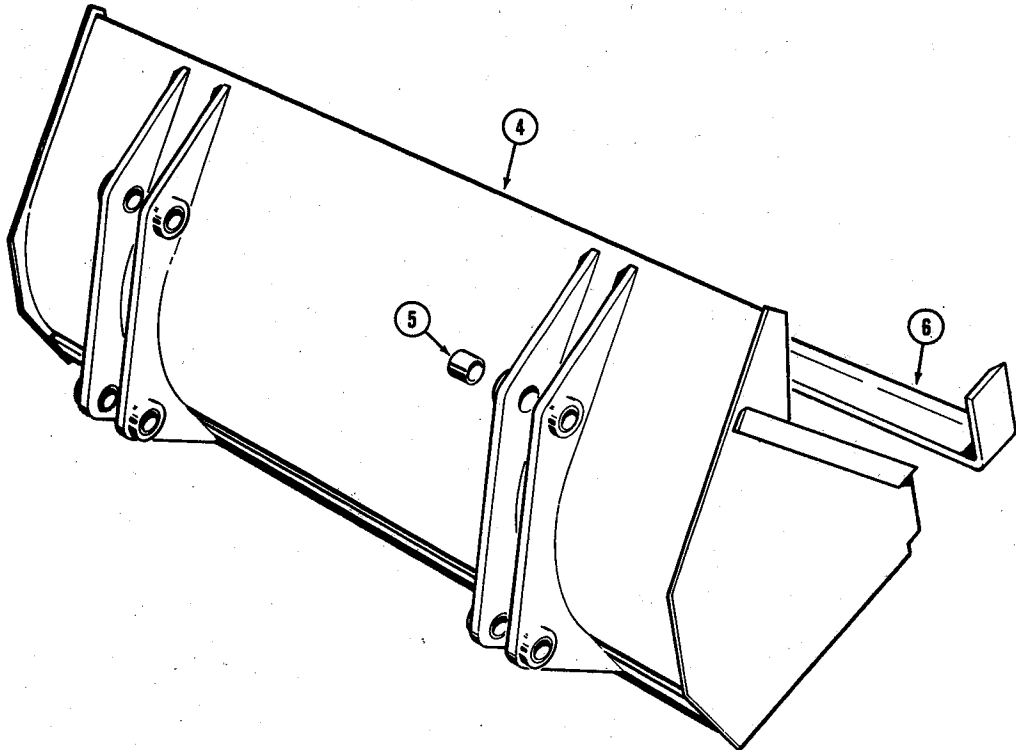
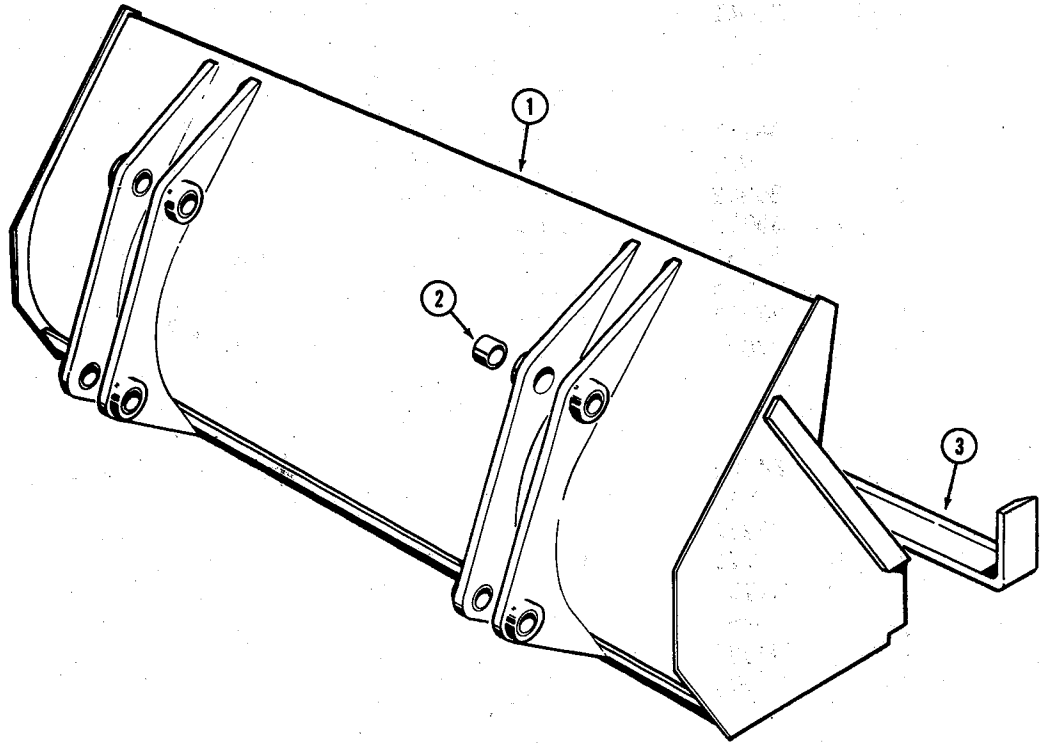
LOADER CONTROL VALVE  
CHECK VALVE

REF.	PART NO.	DESCRIPTION	REQ'D.
1	D 37066	CAP - check valve . . . . .	1
2	218- 5007	SEAL - "O"ring, check valve cap (Large) . . . . .	1
3	D 37071	RING - backup, center "O" ring . . . . .	1
4	D 26265	SEAL - "O"ring, check valve cap (Center) . . . . .	1
5	D 37070	RING - backup, small "O"ring . . . . .	2
6	D 37149	SEAL - "O" ring, check valve cap (Small) . . . . .	1
7	D 37067	SPRING - check valve . . . . .	1
8	D 37068	POPPET - check valve . . . . .	1
9	D 40358	SEAT - poppet . . . . .	1



## LOADER LIFT ARM FRAME AND RELATED PARTS

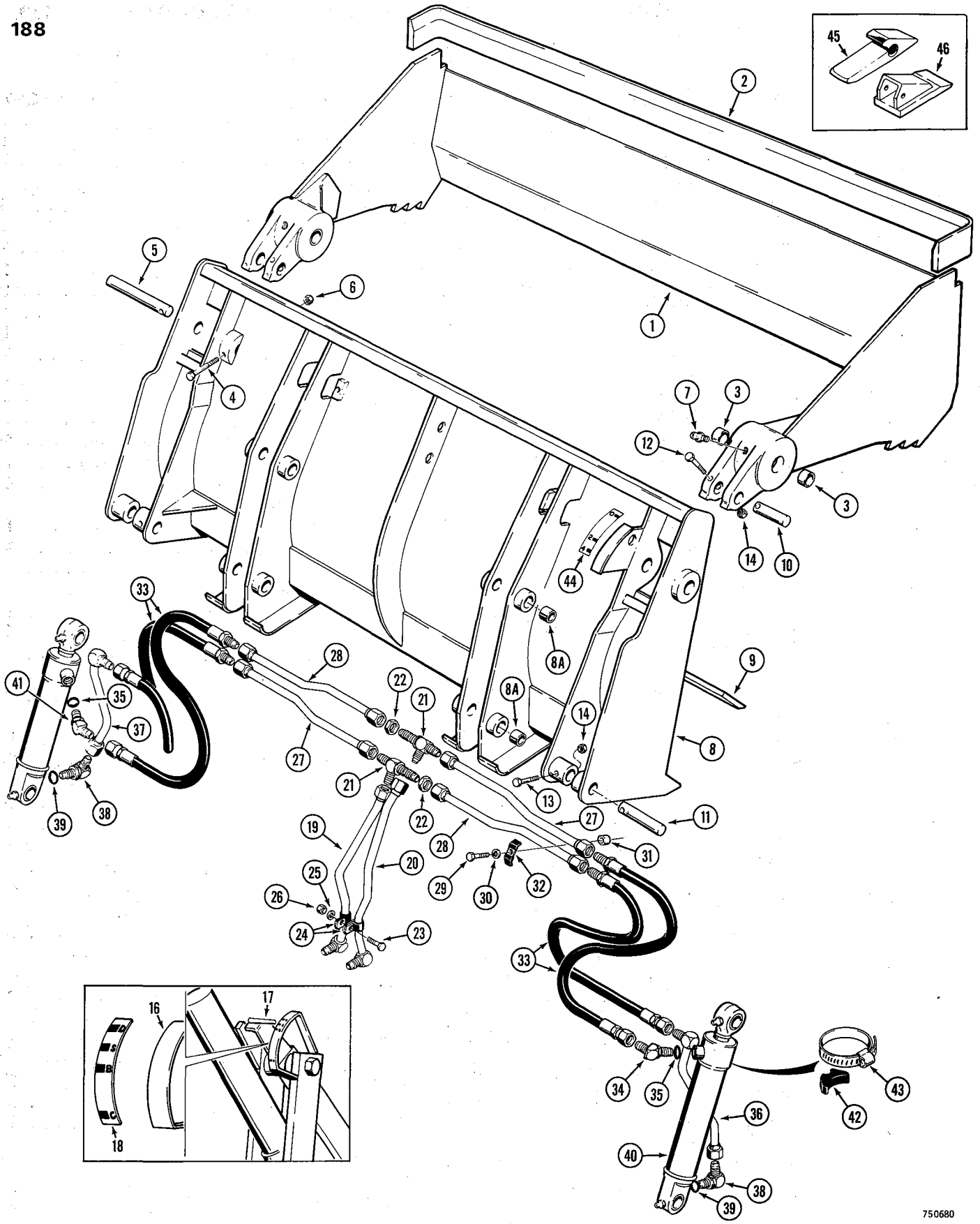
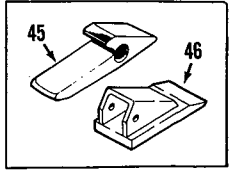
REF.	PART NO.	DESCRIPTION	REQ'D.
1	D 66665	FRAME - loader lift	1
2	D 37392	BUSHING - frame pivot	4
3	D 37763	BUSHING - bucket link pivot	4
4	D 30931	BUSHING - bucket mounting	4
5	219- 1	FITTING - grease, straight (1/8" NPT)	2
6	D 62192	PIN - lift frame pivot	1
7	D 62194	WASHER - flat	2
8	D 25280	RING - retaining	2
9	D 62193	PIN - lift cylinder pivot	2
10	D 25280	RING - retaining	2
11	13- 652	HHCS - 3/8" - 16 NC x 3-1/4"	2
12	131- 652	NUT - hex, lock (3/8" - 16 NC)	2
13	D 67357	PIN - lift cylinder to lift frame	2
14	13- 644	HHCS - 3/8" - 16 NC x 2-3/4"	2
15	131- 652	NUT - hex., lock (3/8" - 16 NC)	2
16	219- 1	FITTING - grease, straight (1/8" NPT)	6
17	13- 16104	HHCS - 1" - 8 NC x 6-1/2"	4
18	D 31219	SPACER - bushing	2
19	131- 659	NUT - hex, lock (1" - 8 NC)	4
20	D 45904	SPACER - bushing	2
21	D 44997	LINK - bucket cylinder, inner and outer (L.H.)	2
22	D 72287	LINK - bucket cylinder, inner (R.H.)	1
23	D 44996	LINK - bucket cylinder, outer (R.H.)	1
24	219- 55	FITTING - grease, 90° (1/8" NPT)	2
25	D 30945	LINK - bucket, R.H.	1
26	D 30947	LINK - bucket, L.H.	1
27	D 45001	PIN - bucket cylinder mounting	2
28	D 25279	RING - retaining	6
29	219- 1	FITTING - grease, straight (1/8" NPT)	2
30	D 37286	PIN - bucket mounting	2
31	D 25279	RING - retaining	4
32	REF.	BUCKET - loader (See page 187 for bucket)	1





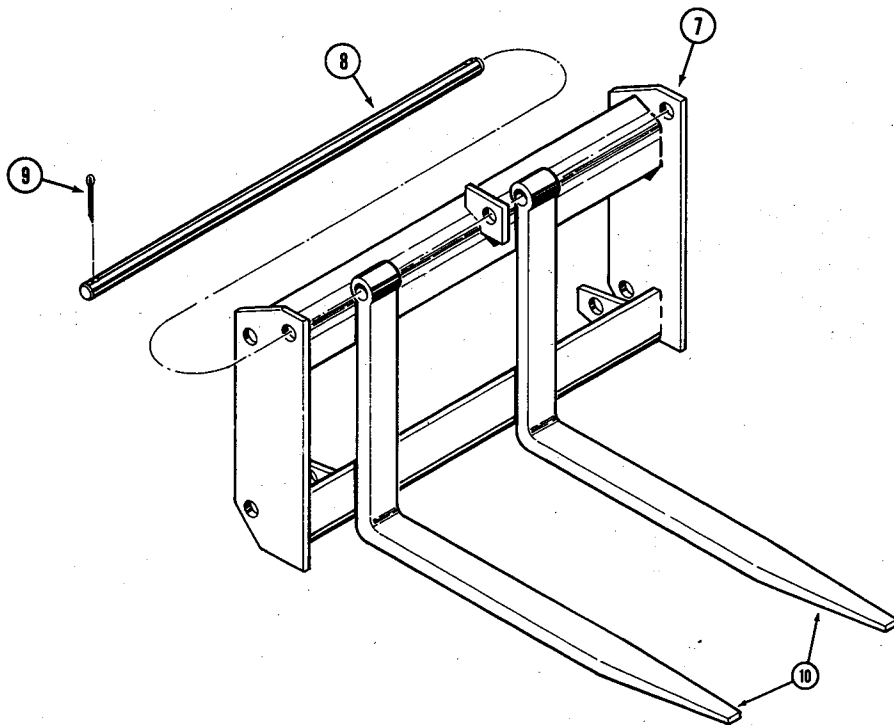
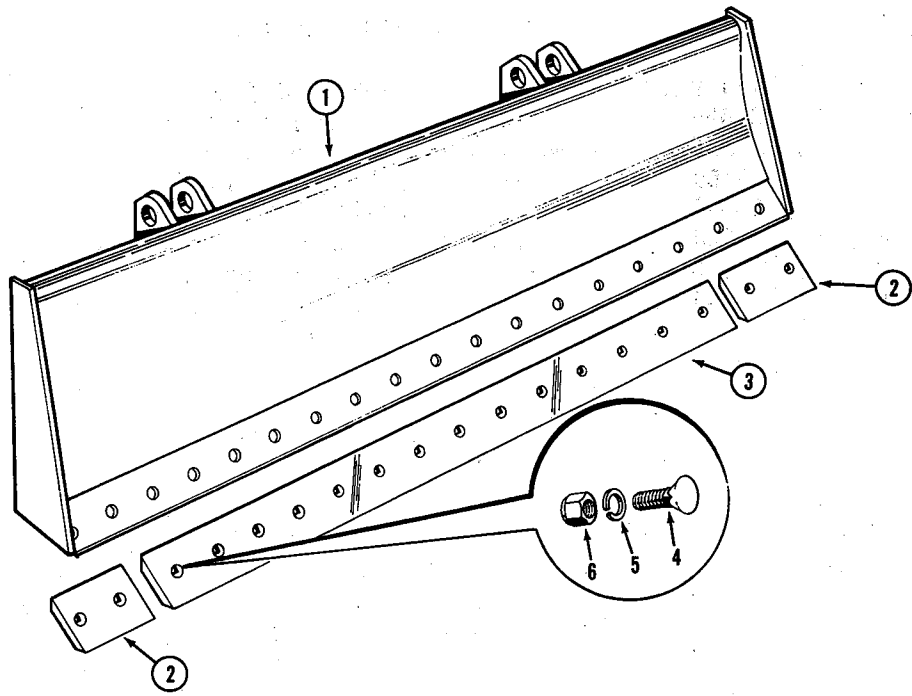
## LOADER BUCKETS (MACHINERY ITEM)

REF.	PART NO.	DESCRIPTION	REQ'D.
<b>SHORT LIP BUCKETS</b>			
	D 64731	BUCKET ASSEMBLY - loader, 74" wide . . . . .	1
1	NSS	BUCKET - loader . . . . .	1
2	D 30932	BUSHING - bucket ear . . . . .	8
3	D 95072	EDGE - cutting . . . . .	1
	D 64733	BUCKET ASSEMBLY - loader, 80° wide . . . . .	1
1	NSS	BUCKET - loader . . . . .	1
2	D 30932	BUSHING - bucket ear . . . . .	8
3	D 95073	EDGE - cutting . . . . .	1
<b>LONG LIP BUCKETS</b>			
	D 64732	BUCKET ASSEMBLY - loader, 74" wide . . . . .	1
4	NSS	BUCKET - loader . . . . .	1
5	D 30932	BUSHING - bucket ear . . . . .	8
6	D 95072	EDGE - cutting . . . . .	1
	D 64734	BUCKET ASSEMBLY - loader, 80" wide . . . . .	1
4	NSS	BUCKET - loader . . . . .	1
5	D 30932	BUSHING - bucket ear . . . . .	8
6	D 95073	EDGE - cutting . . . . .	1



## D67086 4-IN-1 BUCKET

REF.	PART NO.	DESCRIPTION	REQ'D.
	D 67086	BUCKET ASSEMBLY - 4-in-1 (Machinery item) . . . . .	1
	D 51384	CLAM ASSEMBLY - bucket . . . . .	1
1	NSS	CLAM - bucket . . . . .	1
2	D 95072	CUTTING EDGE - clam . . . . .	1
3	D 31140	BUSHING - clam pivot . . . . .	4
4	13- 664	HHCS - 3/8" - 16 NC x 4" . . . . .	2
5	D 51391	PIN - pivot, clam to blade . . . . .	2
6	131- 652	NUT - hex., lock (3/8" - 16 NC) . . . . .	2
7	219- 1	FITTING - grease, straight (1/8" NPT) . . . . .	2
	D 67084	BLADE ASSEMBLY - bucket . . . . .	1
8	NSS	BLADE - bucket . . . . .	1
8A	D 30932	BUSHING - bucket ear . . . . .	8
9	D 51388	CUTTING EDGE - blade . . . . .	1
10	D 51392	PIN - cylinder mounting, upper . . . . .	2
11	D 51393	PIN - cylinder mounting, lower . . . . .	2
12	13- 656	HHCS - 3/8" - 16 NC x 3-1/2" (Upper mounting pin) . . . . .	2
13	13- 644	HHCS - 3/8" - 16 NC x 2-3/4" (Lower mounting pin) . . . . .	2
14	131- 652	NUT - hex, lock (3/8" - 16 NC) . . . . .	4
15		RESERVED	
16	D 51816	INDICATOR - bucket position . . . . .	1
17	D 51726	POINTER - bucket position . . . . .	1
18	321- 1707	DECAL - bucket position . . . . .	1
19	D 51615	TUBE - clam cylinder, closed end . . . . .	1
20	D 51617	TUBE - clam cylinder, rod end . . . . .	1
21	D 46898	TEE - bulkhead type . . . . .	2
22	218- 1251	NUT - lock, bulkhead . . . . .	2
23	13- 516	HHCS - 5/16" - 18 NC x 1" . . . . .	1
24	38188	CLAMP - tube . . . . .	2
25	92- 5	WASHER - med. sect. lock (5/16") . . . . .	1
26	25- 105	NUT - hex. (5/16" - 18 NC) . . . . .	1
27	D 67081	TUBE - clam cylinder, horizontal short . . . . .	2
28	D 67083	TUBE - clam cylinder, horizontal long . . . . .	2
29	13- 624	HHCS - 3/8" - 16 NC x 1-1/2" . . . . .	2
30	92- 6	WASHER - med. sect. lock (3/8") . . . . .	2
31	D 33552	SPACER - tube clamp . . . . .	2
32	D 40236	CLAMP - tube . . . . .	2
33	38410	HOSE - clam cylinder (22-1/2" long) . . . . .	4
34	218- 5137	ELBOW - male, 45° . . . . .	2
35	218- 5007	SEAL - "O"ring . . . . .	1
36	D 51621	TUBE - hose to R.H. clam cylinder . . . . .	1
37	D 51619	TUBE - hose to L.H. clam cylinder . . . . .	1
38	218- 5107	ELBOW - male, 90° . . . . .	2
39	218- 5007	SEAL - "O"ring . . . . .	1
40	REF.	CYLINDER - R.H. clam (See page 161 for proper cylinder) . . . . .	1
41	REF.	CYLINDER - L.H. clam (See page 161 for proper cylinder) . . . . .	1
42	D 38648	SADDLE - tube clamp . . . . .	2
43	214- 267	CLAMP - cylinder to tube . . . . .	2
44	321- 1708	DECAL - clam opening . . . . .	1
<b>OPTIONAL BUCKET TEETH</b>			
45	D 58499	SHANK - bucket tooth . . . . .	9
46	D 58576	POINT - tooth (H and L manufactured) 4-7/8" long . . . . .	9
46	D 58577	POINT - tooth (American Steel manufactured) 4-3/4" long . . . . .	9

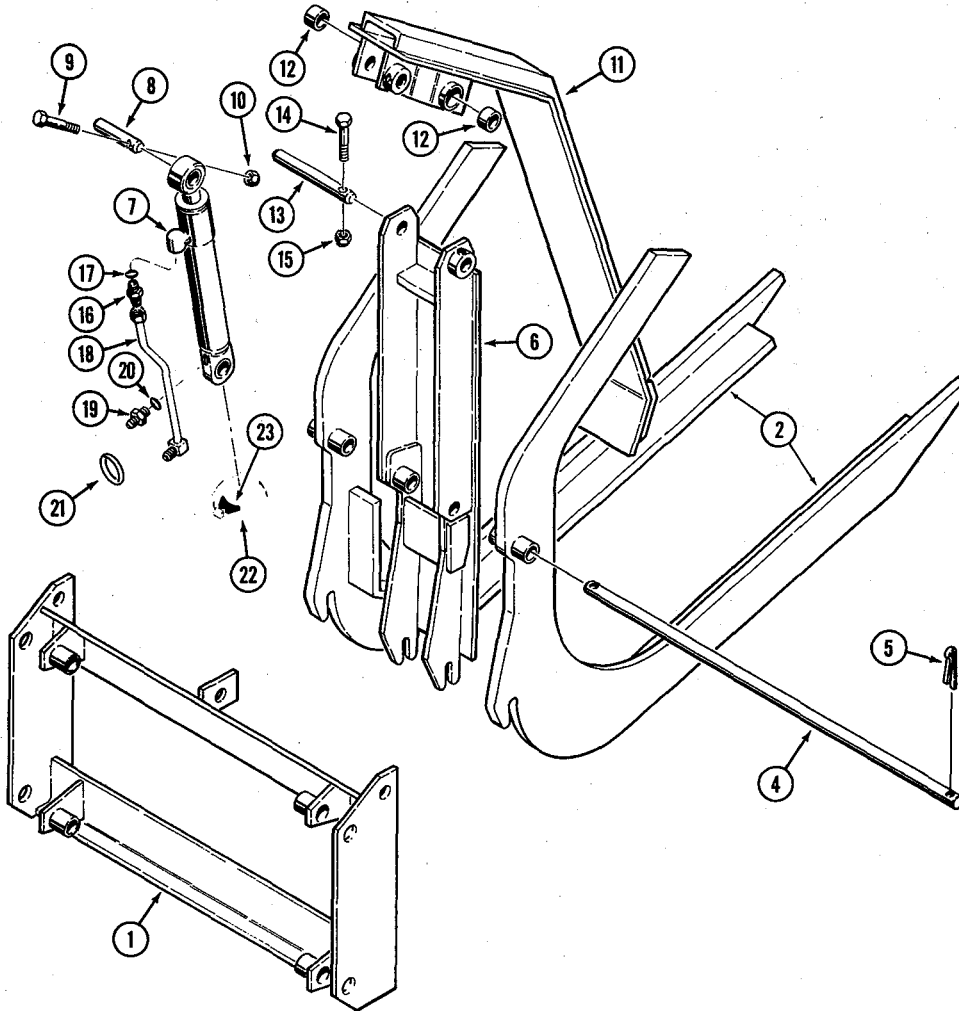


## LOADER BLADE

REF.	PART NO.	DESCRIPTION	REQ'D.
	D 67599	BLADE - loader (Machinery item) .....	1
1	NSS	MOLDBOARD - loader blade .....	1
2	38150	CUTTING EDGE - moldboard, end .....	2
3	16040	CUTTING EDGE - moldboard, center .....	1
4	19- 828	BOLT - plow, 1/2" - 13 NC x 1-3/4" .....	18
5	92- 8	WASHER - med sect lock (1/2") .....	18
6	25- 108	NUT - hex. (1/2" - 13 NC) .....	18

## PALLET FORKS

REF.	PART NO.	DESCRIPTION	REQ'D.
7	D 69200	FRAME - pallet fork .....	1
8	D 69201	SHAFT - fork mounting .....	1
9	132- 152	PIN - cotter, 1/4" dia. x 1-3/4" .....	2
10	D 47999	FORK - pallet .....	2

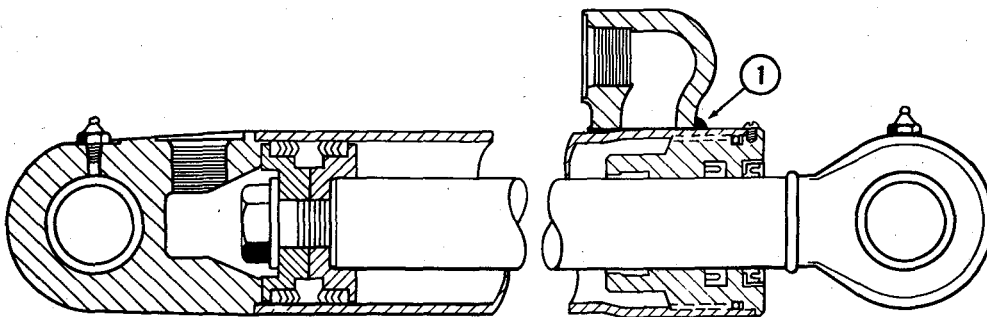
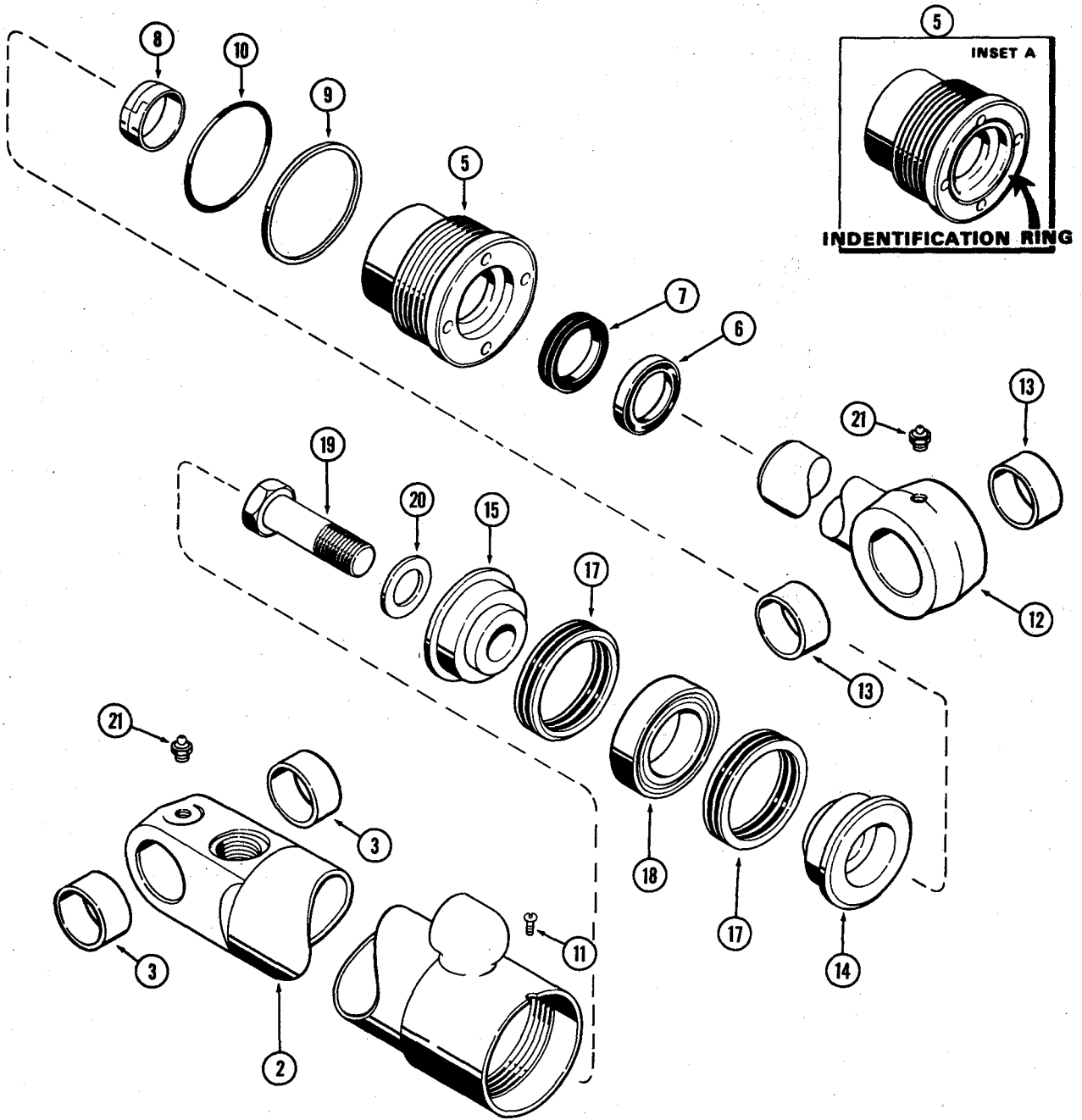


**GRAPPLE ATTACHMENT  
USED WITH LOGGING OR PALLET FORKS**

REF.	PART NO.	DESCRIPTION	REQ'D.
1	D 69200	FRAME - pallet and logging fork . . . . .	1
2	D 43124	FORK - logging . . . . .	2
3	D 47999	FORK - pallet (Not illustrated) . . . . .	2
4	D 69201	SHAFT - fork and grapple mounting . . . . .	1
5	132- 152	PIN - cotter, 1/4" dia. x 1-3/4" . . . . .	2
6	D 46133	FRAME - grapple . . . . .	1
7	REF.	CYLINDER - hvdraulic, grapple (See page 193B for proper cylinder) . . . . .	1
8	D 46141	PIN - cylinder mounting, upper . . . . .	1
9	13- 644	HHCS - 3/8" - 16 NC x 2-3/4" . . . . .	1
10	131- 352	NUT - hex. (3/8" - 16 NC) . . . . .	1
11	D 46114	ARM - grapple . . . . .	1
12	D 32890	BUSHING - arm . . . . .	2
13	D 46142	PIN - mounting, arm to frame . . . . .	1
14	13- 644	HHCS - 3/8" - 16 NC x 2-3/4" . . . . .	1
15	131- 352	NUT - hex., lock (3/8" - 16 NC) . . . . .	1
16	218- 5060	CONNECTOR - male, straight . . . . .	1
17	218- 5007	SEAL - "O"ring . . . . .	1
18	D 48028	TUBE - hose to cylinder, rod end . . . . .	1
19	D 48030	CONNECTOR - special (Restrictor) . . . . .	1
20	218- 5006	SEAL - "O"ring . . . . .	1
21	D 48031	RING - hose . . . . .	1
22	214- 624	CLAMP - tube to cylinder . . . . .	1
23	D 38648	SADDLE - tube . . . . .	1

**NOTE:** See page 155 for optional loader hydraulics to use with grapple attachment

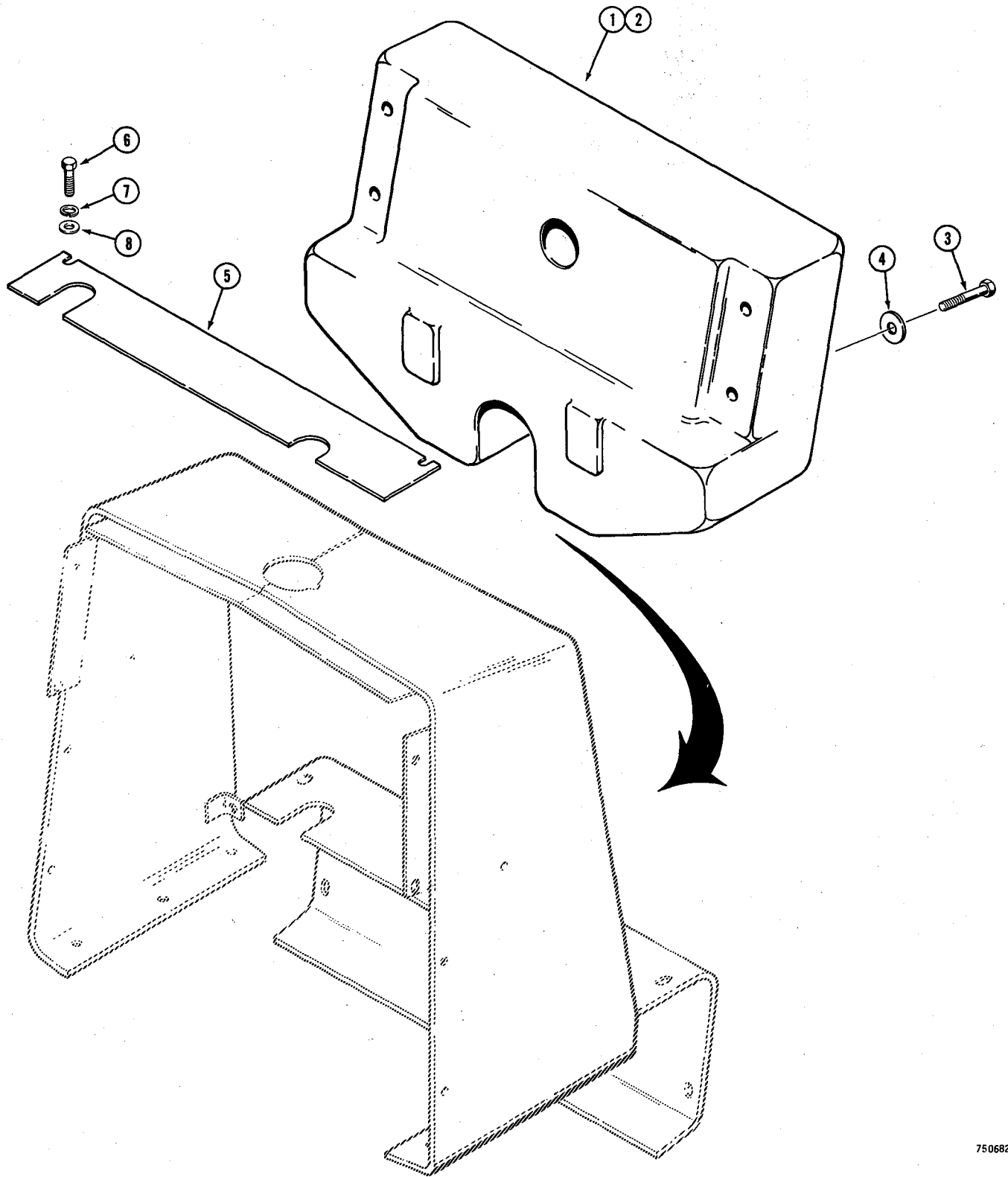
193A





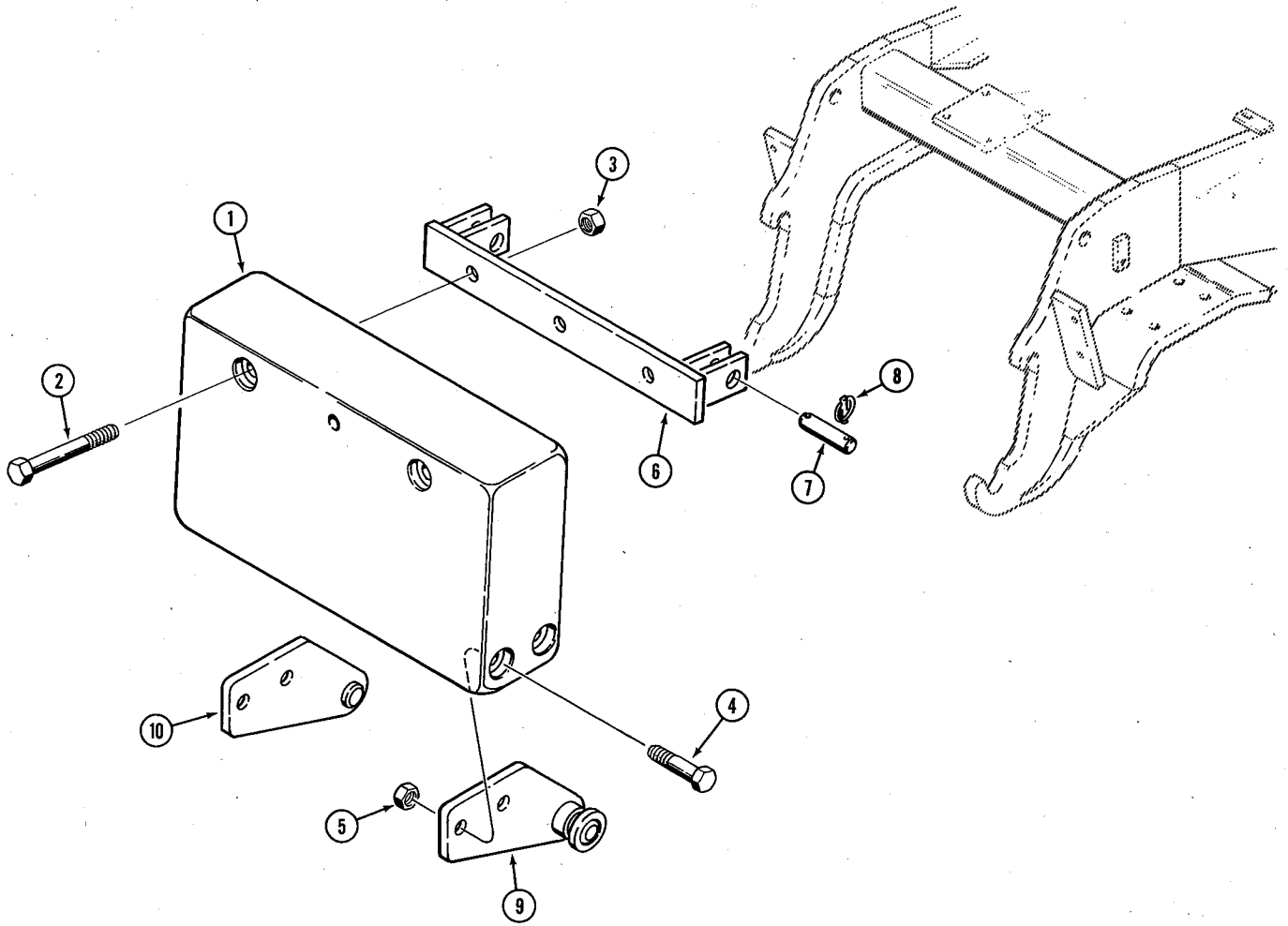
## G34293 LOGGING FORK GRAPPLE CYLINDER

REF.	PART NO.	DESCRIPTION	REQ'D.
1	G 34293	CYLINDER ASSEMBLY - grapple (2-1/2" dia. x 9" stroke) . . .	1
2	D 46135	TUBE ASSEMBLY - cylinder body . . . . .	1
3	30634	BUSHING - tube . . . . .	2
4		RESERVED	
	G 33487	GLAND ASSEMBLY . . . . .	1
5	NSS	GLAND - with identification ring (See Inset A) . . . . .	1
6*	D 95142	WIPER - piston rod, outer (1-1/2" x 2" x 5/16") . . . . .	1
7*	D 36969**	SEAL - piston rod (1/2" x 2" x 7/16") . . . . .	1
8*	D 27706	WIPER - piston rod, inner (Split type) Included with repair gland only) . . . . .	1
9*	G 32129	RING - gland "O" ring backup . . . . .	1
10*	A 28318	"O" RING - gland (2-1/2" x 2-3/4" x 1/8") . . . . .	1
11	187- 1031	SCREW - gland lock (#8 - 32 NC x 1/4" self tapping) . . . . .	1
12	G 34294	ROD ASSEMBLY - piston, 1-1/2" dia. (With identification ring) . . . . .	1
13	30634	BUSHING - piston rod . . . . .	2
14	G 33419	PISTON - split, rod end (With identification ring) . . . . .	1
15	D 28364	PISTON - split (Bolt end) . . . . .	1
16		RESERVED	
*	G 33193	PACKING ASSEMBLY - piston . . . . .	1
17	NSS	PACKING ASSEMBLY - "V" type . . . . .	2
18	NSS	RING - center bearing . . . . .	1
19	25- 1240	BOLT - piston (3/4" x 2-1/2" NF hex.) . . . . .	1
20	G 32317	WASHER - piston bolt (7/8" x 1-3/8" x 9/64") . . . . .	1
21	219- 1	FITTING - grease (1/8" NPT, straight) . . . . .	2
22	G 32294	SEAL KIT - cylinder repair (Includes all items with an asterisk) Not shown . . . . .	1
	**G 100776	SEAL - piston rod (Extreme heat or cold) . . . . .	1



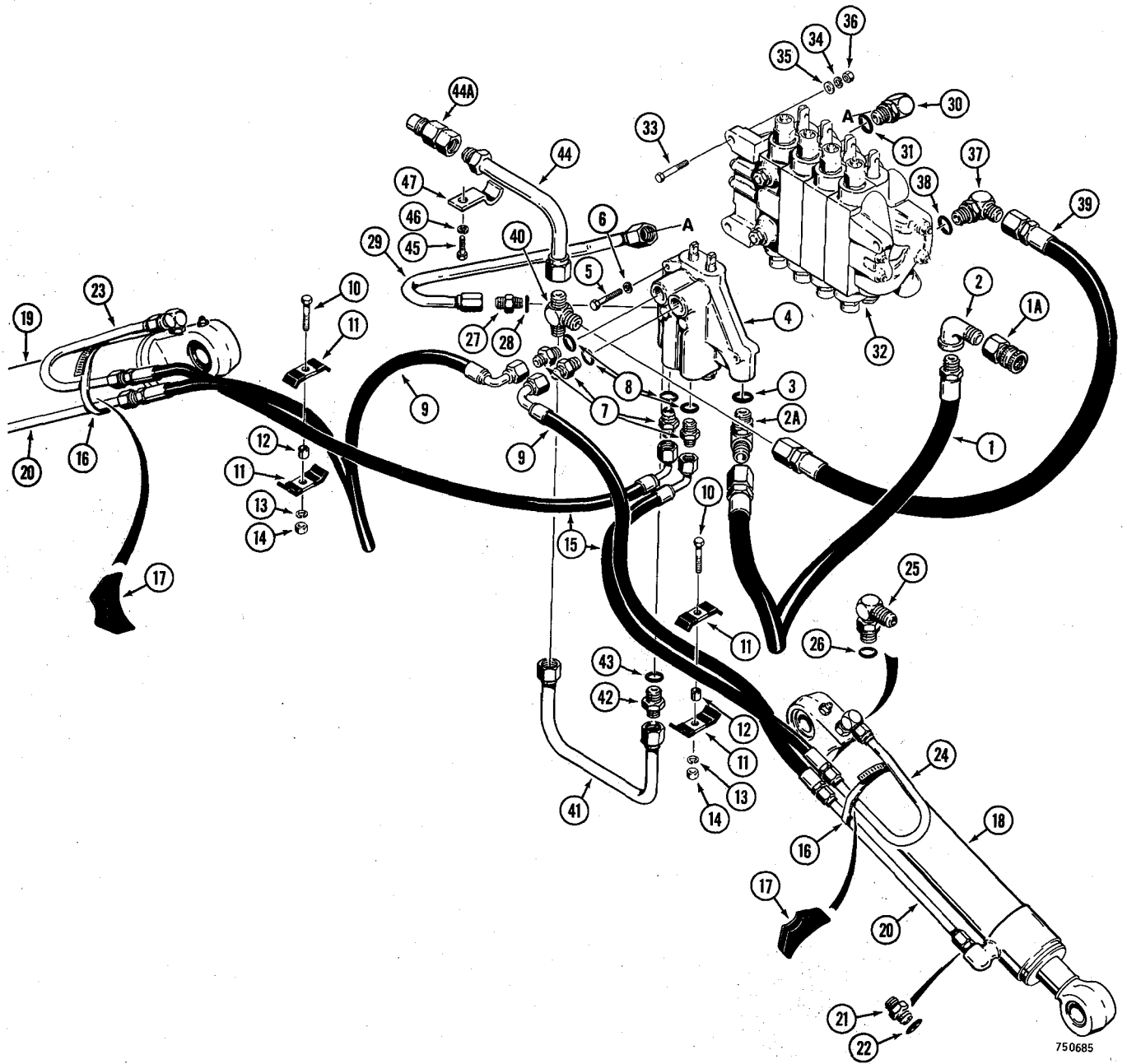
## FRONT COUNTERWEIGHT

REF.	PART NO.	DESCRIPTION	REQ'D.
1	D 69117	COUNTERWEIGHT - front, 500 lbs. ....	1
2	D 69118	COUNTERWEIGHT - front, 700 lbs. ....	1
3	13- 1252	HHCS - 3/4" - 10 NC x 3-1/4" ....	4
4	D 34666	WASHER - special, heat treated ....	4
5	D 69352	PLATE - mounting ....	1
6	13- 824	HHCS - 1/2" - 13 NC x 1-1/2" ....	2
7	92- 8	WASHER - med. sect. lock, 1/2" ....	2
8	195- 33	WASHER - flat, 1/2" ....	2



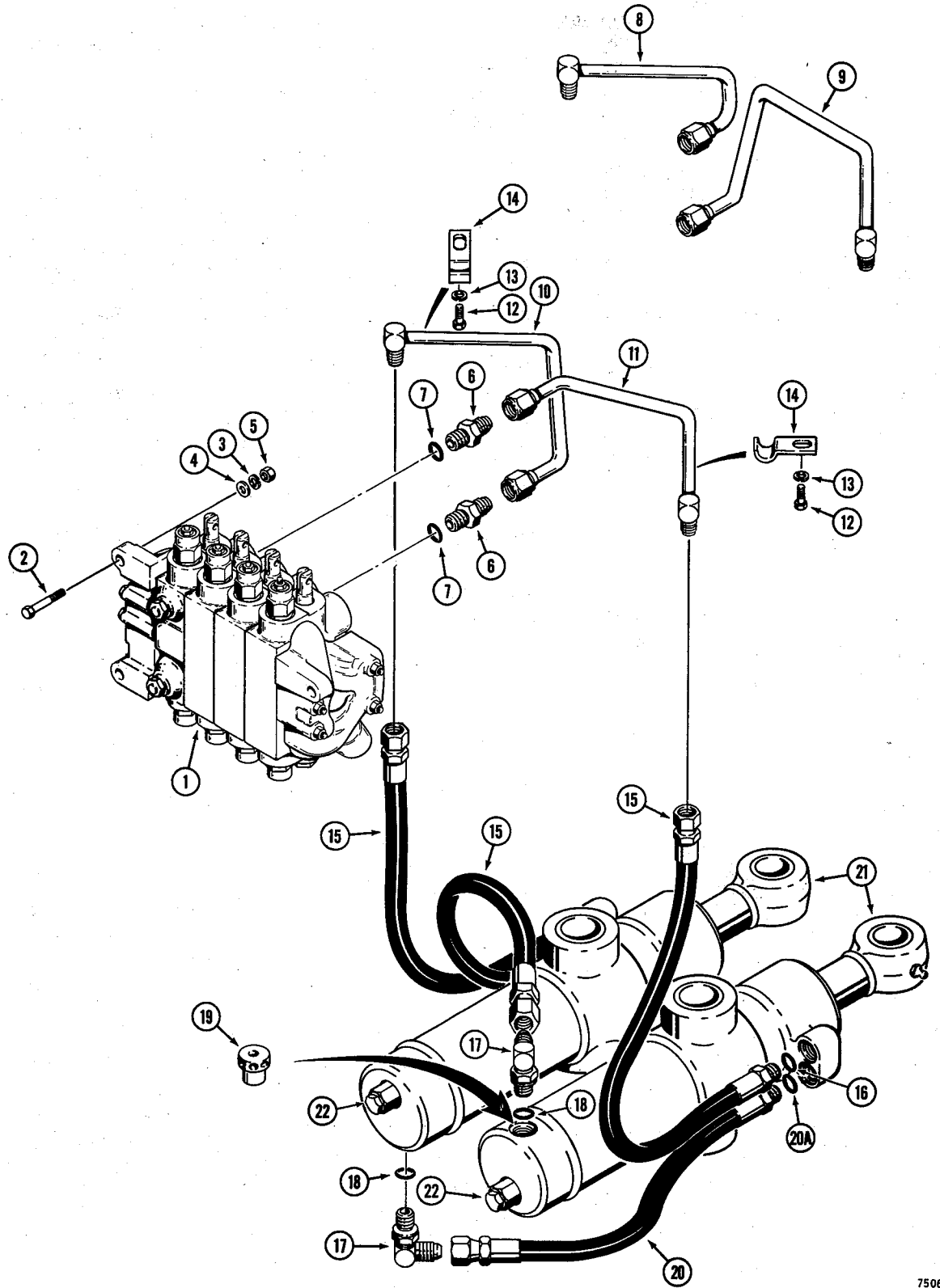
## REAR COUNTERWEIGHT

REF.	PART NO.	DESCRIPTION	REQ'D.
1	D 31204	COUNTERWEIGHT - rear, 1400 lbs. ....	1
2	15- 16168	HHCS - 1" - 8 NC x 10-1/2" ....	2
3	131- 659	NUT - hex., lock (1" - 8 NC) ....	2
4	13- 16104	HHCS - 1" - 8 NC x 6-1/2" ....	4
5	131- 659	NUT - hex., lock (1" - 8 NC) ....	4
6	D 50818	BRACKET - counterweight mounting ....	1
7	D 49812	PIN - bracket to upper support ....	2
8	D 33805	PIN - klik ....	4
9	D 37134	SUPPORT ARM - lower, R.H. ....	1
10	D 37135	SUPPORT ARM - lower, L.H. ....	1



## STABILIZER CYLINDER HYDRAULICS

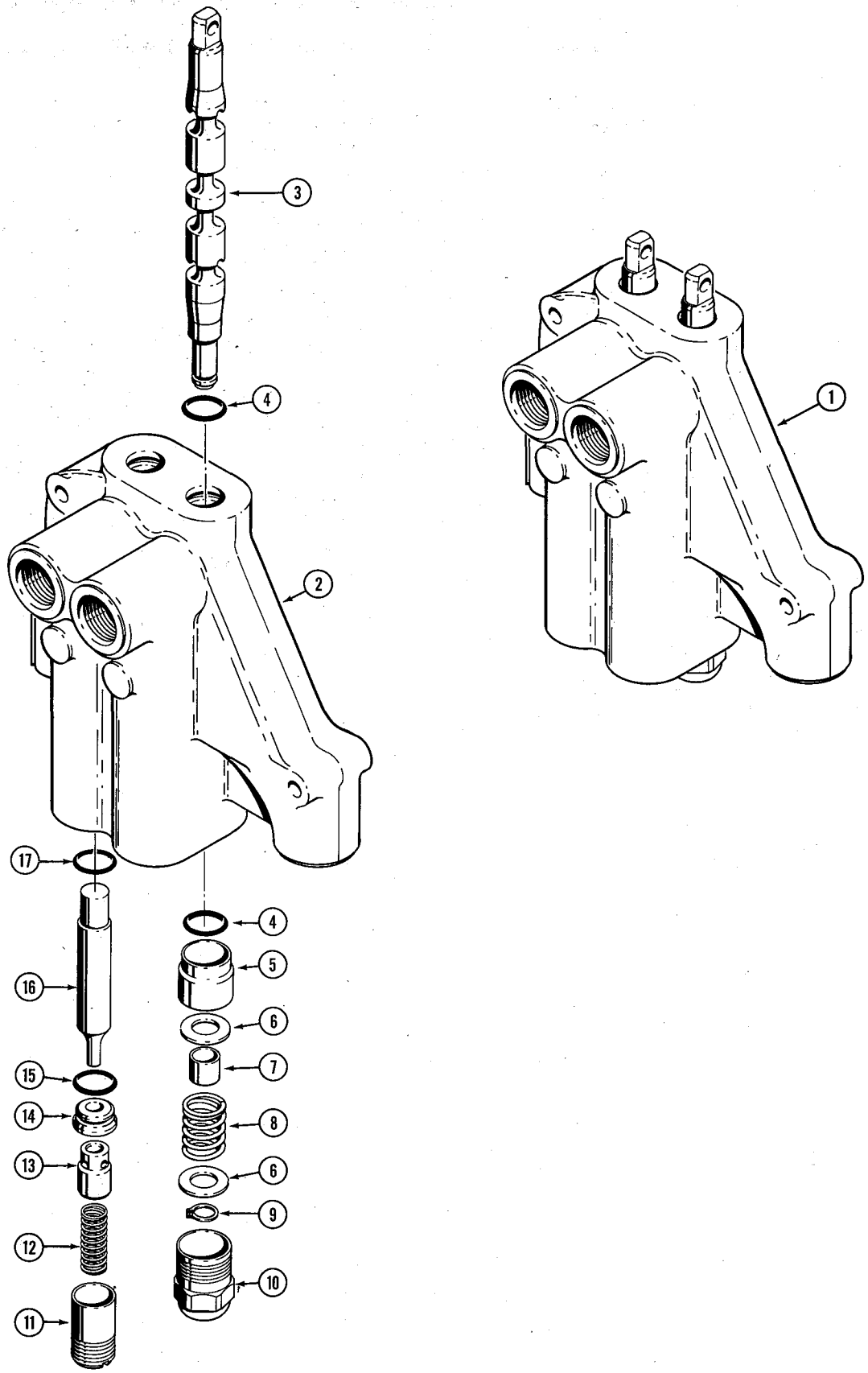
REF.	PART NO.	DESCRIPTION	REQ'D.
1	D 56094	HOSE - pressure from loader valve to stabilizer valves 39" long . . . . .	1
1A	D 52800	COUPLING - "Quick Disconnect", female (Parts list page 223)	1
2	217- 1020	ELBOW - street, 90° . . . . .	1
2A	218- 5124	ELBOW - 90°, adjustable . . . . .	1
3	218- 5008	SEAL - "O"ring . . . . .	1
4	D 62348	VALVE - stabilizer control (Parts list page 203)	1
5	13- 535	HHCS - 5/16" - 18 NC x 2-1/4" . . . . .	2
6	92- 5	WASHER - med. sect. lock, 5/16" . . . . .	2
7	218- 5354	ADAPTOR - male, straight . . . . .	4
8	218- 5007	SEAL - "O"ring . . . . .	1
9	D 65652	HOSE - stabilizer to rod end of cylinder, 39" long . . . . .	2
10	13- 640	HHCS - 3/8" - 16 NC x 2-1/2" . . . . .	2
11	D 40236	CLAMP - hose . . . . .	4
12	D 34244	SPACER - clamp . . . . .	2
13	92- 6	WASHER - med. sect. lock, 3/8" . . . . .	2
14	25- 106	NUT - hex, 3/8" - 16 NC . . . . .	2
15	D 56043	HOSE - stabilizer to closed end of cylinder, 34" long . . . . .	2
16	214- 270	CLAMP - tube . . . . .	2
17	D 38648	SADDLE - tube . . . . .	2
18	REF.	CYLINDER - stabilizer, R.H. (Parts list pages 209 and 209B).	1
19	REF.	CYLINDER - stabilizer, L.H. (Parts list pages 209 and 209B)	1
20	D 55865	TUBE - to rod end of cylinder . . . . .	2
21	218- 5060	ADAPTOR - male, straight . . . . .	2
22	218- 5007	SEAL - "O"ring . . . . .	1
23	D 55360	TUBE - to closed end of cylinder, L.H. . . . .	1
24	D 55357	TUBE - to closed end of cylinder, R.H. . . . .	1
25	218- 5121	ELBOW - 90°, adjustable . . . . .	2
26	218- 5007	SEAL - "O" ring . . . . .	1
27	218- 5064	ADAPTOR - male, straight . . . . .	1
28	218- 5008	SEAL - "O"ring . . . . .	1
29	D 68573	TUBE - power beyond port of stabilizer valve to backhoe valve . . . . .	1
30	218- 5118	ELBOW - 90°, adjustable . . . . .	1
31	218- 5010	SEAL - "O"ring . . . . .	1
32	REF.	VALVE - backhoe control (Parts list page 225)	1
33	13- 832	HHCS - 1/2" - 13 NC x 2" . . . . .	3
34	92- 8	WASHER - med. sect. lock, 1/2" . . . . .	3
35	95- 8	WASHER - flat, 1/2" . . . . .	3
36	25- 108	NUT - hex, 1/2" - 13 NC . . . . .	3
37	218- 5110	ELBOW - 90°, adjustable . . . . .	1
38	218- 5010	SEAL - "O"ring . . . . .	1
39	D 67792	HOSE - backhoe valve return, 32" long . . . . .	1
40	218- 590	TEE - backhoe return . . . . .	1
41	D 68315	TUBE - return from stabilizer valve . . . . .	1
42	218- 5065	ADAPTOR - male, straight . . . . .	1
43	218- 5007	SEAL - "O"ring . . . . .	1
44	D 72091	TUBE - return to tank . . . . .	1
44A	D 52694	COUPLING - "Quick Disconnect", male (Parts list page 223).	1
45	13- 616	HHCS - 3/8" - 16 NC x 1" . . . . .	1
46	92- 6	WASHER - med. sect. lock, 3/8" . . . . .	1
47	D 55880	CLAMP - tube clamp . . . . .	1





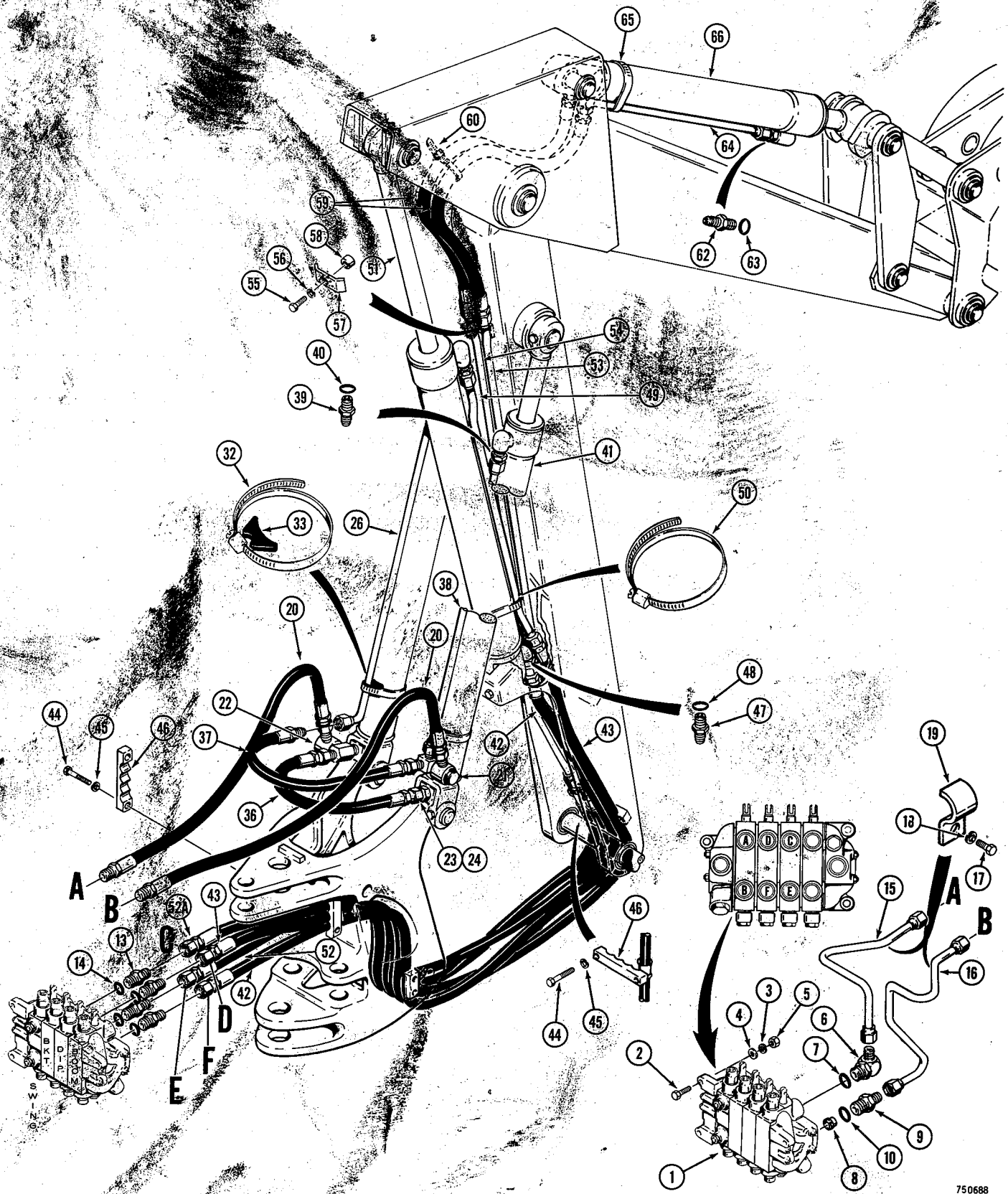
## SWING CYLINDER HYDRAULICS

REF.	PART NO.	DESCRIPTION	REQ'D.
1	REF.	VALVE - backhoe control (Parts list page 225) . . . . .	1
2	13- 832	HHCS - 1/2" - 13 NC x 2" . . . . .	3
3	92- 8	WASHER - med sect lock, 1/2" . . . . .	3
4	95- 8	WASHER - flat, 1/2" . . . . .	3
5	25- 108	NUT - hex, 1/2" - 13 NC . . . . .	3
6	218- 5078	ADAPTOR - male, straight . . . . .	2
7	218- 5010	SEAL - "O"ring . . . . .	1
8	D 68461	TUBE - upper port of swing section to rod end of swing cylinder (Used on models with dual lever control) . . . . .	1
9	D 68459	TUBE - lower port of swing section to rod end of swing cylinder (Used on models with dual lever control) . . . . .	1
10	D 68313	TUBE - lower port of swing section to rod end of swing cylinder (Used on models with individual lever controls) . . . . .	1
11	D 68311	TUBE - upper port of swing section to rod end of swing cylinder (Used on models with individual lever control) . . . . .	1
12	13- 812	HHCS - 1/2" - 13 NC x 3/4" . . . . .	2
13	92- 8	WASHER - med sect lock, 1/2" . . . . .	2
14	D 50551	CLAMP - tube . . . . .	2
15	D 39140	HOSE - tube to swing cylinders, 23-1/2" long . . . . .	3
16	218- 5006	SEAL - "O"ring . . . . .	1
17	218- 5121	ELBOW - 90°, adjustable . . . . .	2
18	218- 5007	SEAL - "O"ring . . . . .	1
19	D 41462	RESTRICTOR - flow control . . . . .	2
20	D 55749	HOSE - swing cylinder . . . . .	1
20A	218- 5006	SEAL - "O"ring . . . . .	1
21	G 34881	CYLINDER - swing (Parts list page 211) . . . . .	2
22	D 47557	VALVE - relief . . . . .	2



## D62348 CESSNA STABILIZER CONTROL VALVES

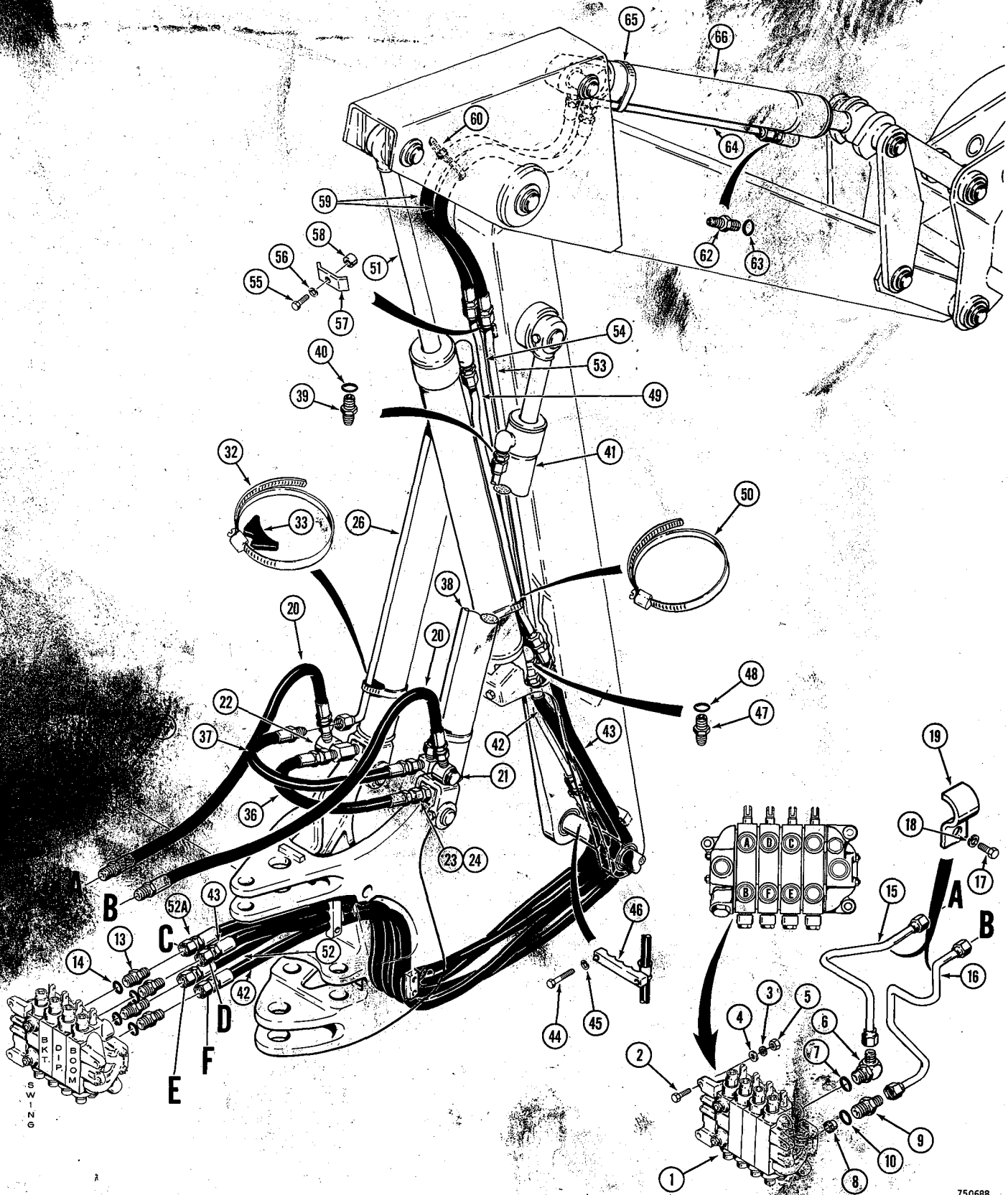
REF.	PART NO.	DESCRIPTION	REQ'D.
1	D 62348	VALVE ASSEMBLY - stabilizer control, Cessna No. 39042-AAE . . . . .	1
2	NSS	BODY - valve . . . . .	1
3	NSS	SPOOL - control valve . . . . .	1
4	D 56443	SEAL - "O"ring, valve spool . . . . .	4
5	D 56439	BUSHING - valve spool . . . . .	2
6	F 8235	WASHER - spring retainer . . . . .	4
7	D 56909	SPACER - spring . . . . .	2
8	D 56445	SPRING - spool return . . . . .	2
9	F 8237	RING - retaining, washer . . . . .	2
10	F 35196	CAP - spool end . . . . .	2
11	D 59653	PLUG - spring retainer . . . . .	2
12	D 56444	SPRING - poppet . . . . .	2
13	D 59654	POPPET - valve . . . . .	2
14	D 56455	SEAT - plunger . . . . .	2
15	D 48359	SEAL - "O"ring, seat . . . . .	2
16	D 59655	PLUNGER - valve . . . . .	2
17	D 31410	SEAL - "O"ring, plunger . . . . .	2



## BOOM, DIPPER AND BUCKET CYLINDER HYDRAULICS

REF.	PART NO.	DESCRIPTION	REQ'D.
1	REF.	VALVE - boom control (Parts list page 225)	1
2	13- 832	HHCS - 1/2" - 13 NC x 2"	3
3	92- 8	WASHER - med. sect. lock, 1/2"	3
4	95- 8	WASHER - 1/2"	3
5	25- 108	NUT - 1/2" - 13 NC	3
6	218- 5118	ELBOW - 90° adjustable (Boom upper port)	1
7	218- 5010	SEAL - "O"ring	1
8	D 56252	RESTRICTOR - check	1
9	L 55143	ADAPTOR - special (Boom lower port)	1
10	218- 5010	SEAL - "O"ring	1
11		RESERVED	
12		RESERVED	
13	218- 5077	ADAPTER - male, straight	4
14	218- 5010	SEAL - "O"ring	1
15	D 73053	TUBE - boom, upper port	1
16	D 73055	TUBE - boom, lower port	1
17	13- 616	HHCS - 3/8" - 16 NC x 1"	2
18	92- 6	WASHER - med. sect. lock, 3/8"	2
19	D 41165	CLAMP - tube	2
20	D 55562	HOSE - boom cylinder, 38" long	2
21	D 60947	SWIVEL - boom cylinder, rod end	1
22	D 60948	SWIVEL - boom cylinder, closed end	1
23	218- 5064	ADAPTER - male, straight	1
24	218- 5008	SEAL - "O"ring	1
25		RESERVED	
26	D 55566	TUBE - boom, rod end, L.H.	1
27		RESERVED	
28		RESERVED	
29		RESERVED	
30		RESERVED	
31		RESERVED	
32	214- 267	CLAMP - tube	2
33	D 38648	SADDLE - clamp	1
34		RESERVED	
35		RESERVED	
36	D 50373	HOSE - boom, closed end to R.H.	1
37	D 55563	HOSE - boom, rod end to R.H.	1
38	D 55564	TUBE - boom, rod end of R.H. cylinder	1
39	218- 5065	ADAPTOR - male, straight	2
40	218- 5007	SEAL - "O"ring	1
41	G 33881	CYLINDER - boom (Parts list page 213)	2
42	D 69168	HOSE - dipper cylinder, closed end (73" long)	1
43	D 70870	HOSE - dipper cylinder, rod end (80" long)	1
44	13- 828	HHCS - 1/2" - 13 NC x 1-3/4"	4
45	92- 8	WASHER - med sect lock, 1/2"	4
46	D 50388	CLAMP - hoses	2
47	218- 5065	ADAPTOR - male, straight	2
48	218- 5007	SEAL - "O"ring	1
49	D 50379	TUBE - dipper cylinder, rod end	1
50	214- 269	CLAMP - tube	1
51	G 32079	CYLINDER - dipper (Parts list page 215)	1
52	D 70871	HOSE - bucket, 50" long at B port	1
52A	D 69170	HOSE - bucket, 48" long at A port	1

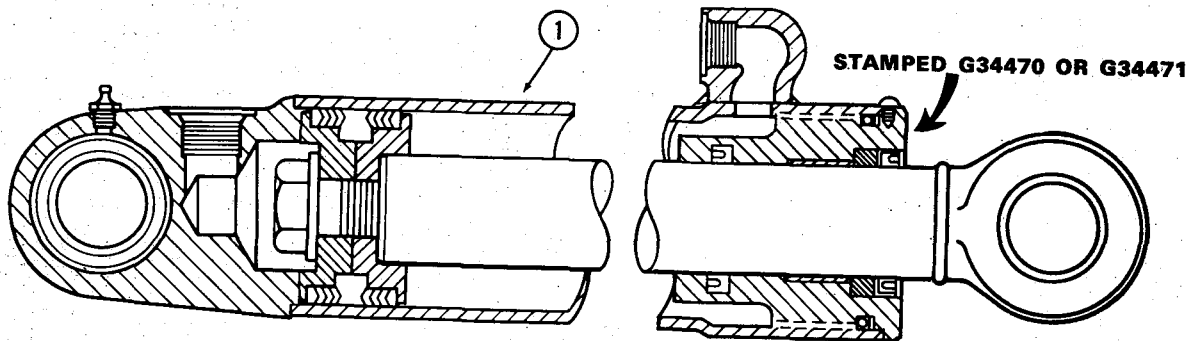
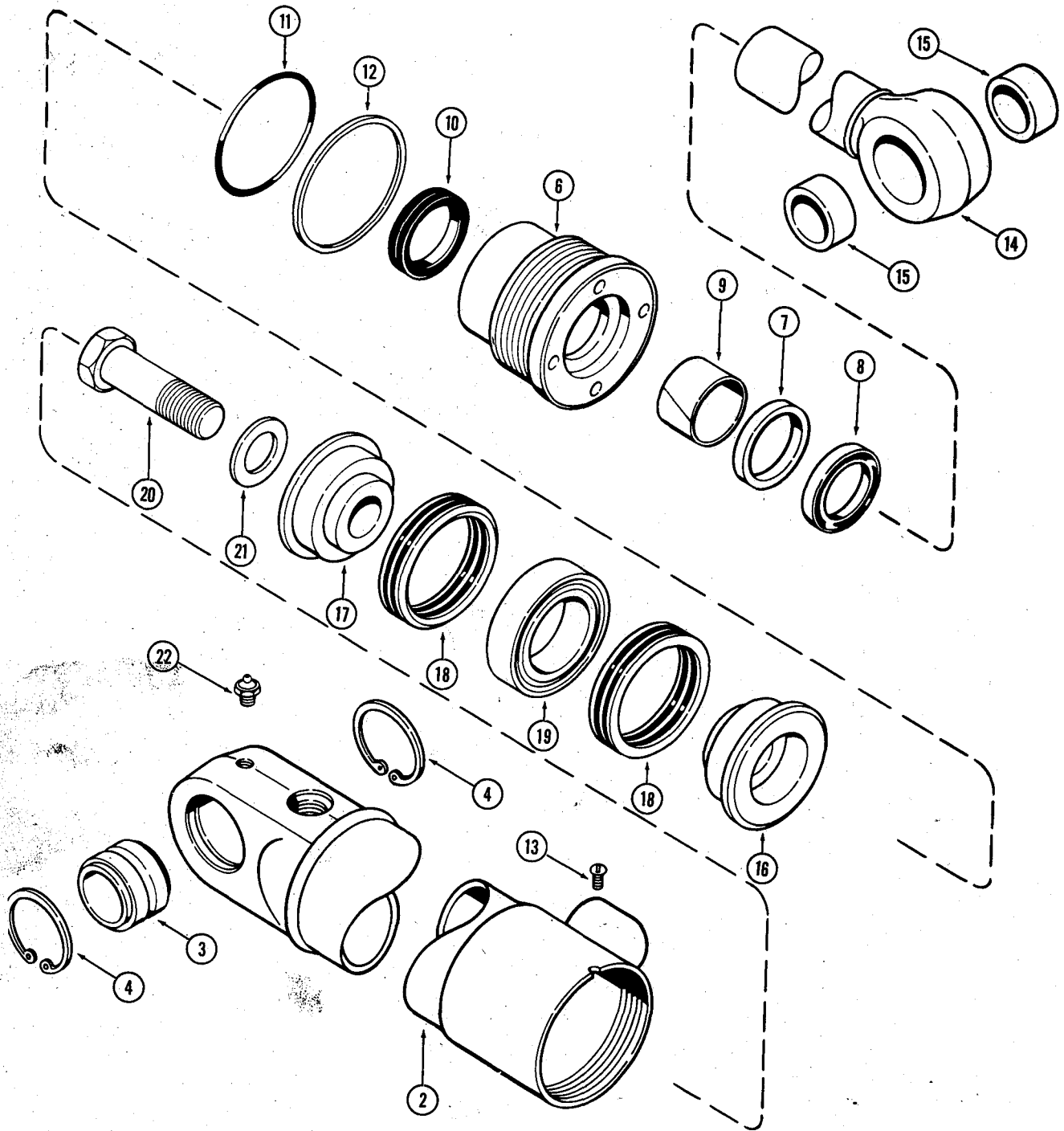
(Con't on next page)



SWING

## BOOM, DIPPER AND BUCKET CYLINDER HYDRAULICS

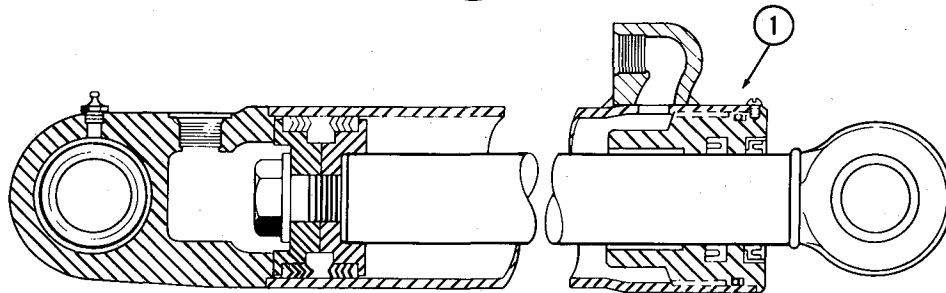
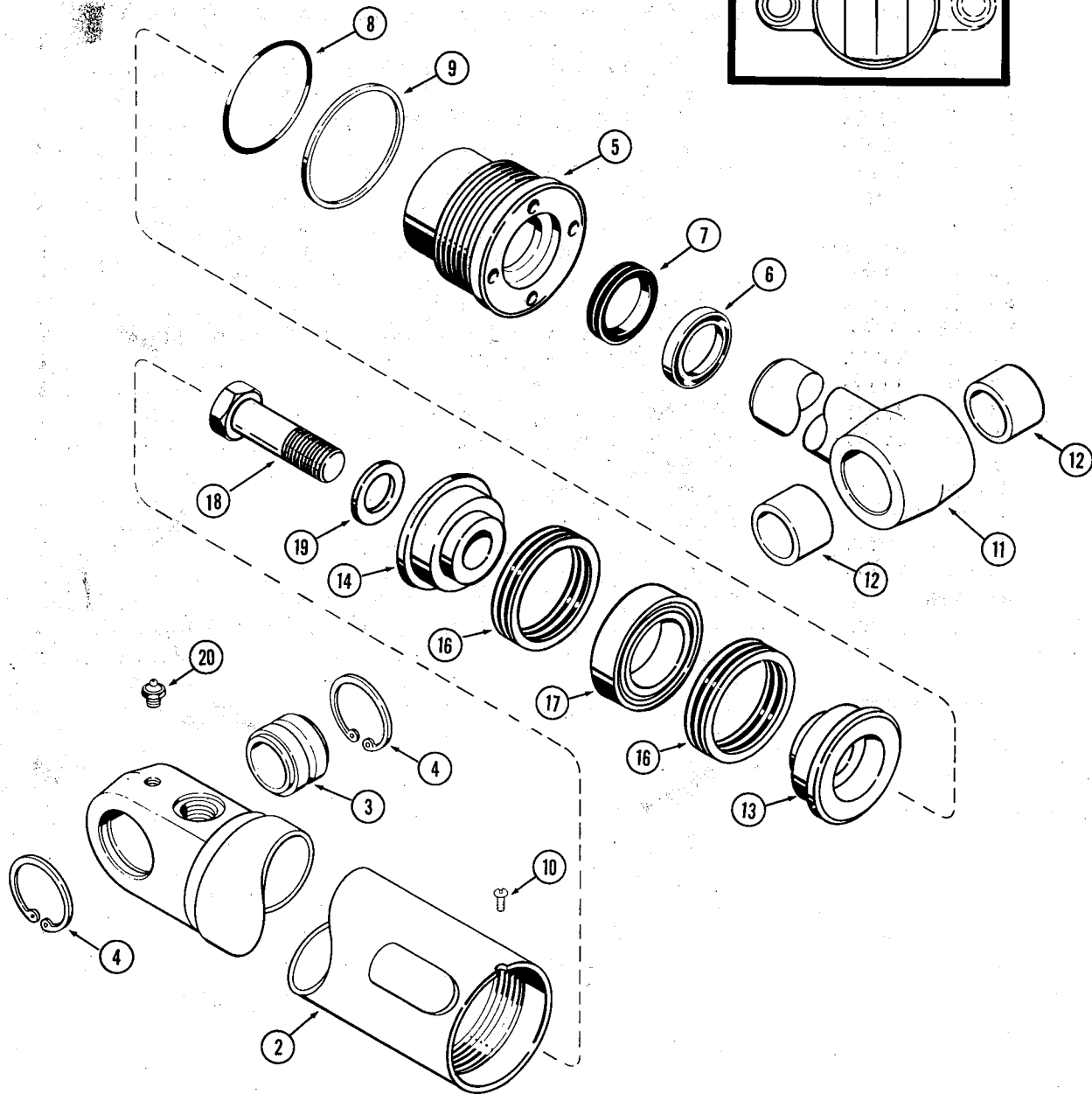
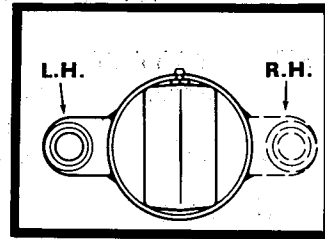
REF.	PART NO.	DESCRIPTION	REQ'D.
53	D 64920	TUBE - bucket, rod end (R.H.)	1
54	D 64918	TUBE - bucket, closed end (L.H.)	1
55	13- 624	HHCS - 3/8" - 16 NC x 1-1/2"	2
56	92- 6	WASHER - med. sect. lock, 3/8"	2
57	D 42504	CLAMP - tube	2
58	D 95801	SPACER - tube clamp	2
59	D 50372	HOSE - bucket, 34" long	2
60	L 11541	STRAP - hose tie	1
61		RESERVED	
62	218- 5065	ADAPTOR - male, straight	2
63	218- 5007	SEAL - "O" ring	1
64	D 58609	TUBE - bucket, rod end	1
65	214- 269	CLAMP - tube	1
66	G 33196	CYLINDER - bucket (Parts list page 217)	1





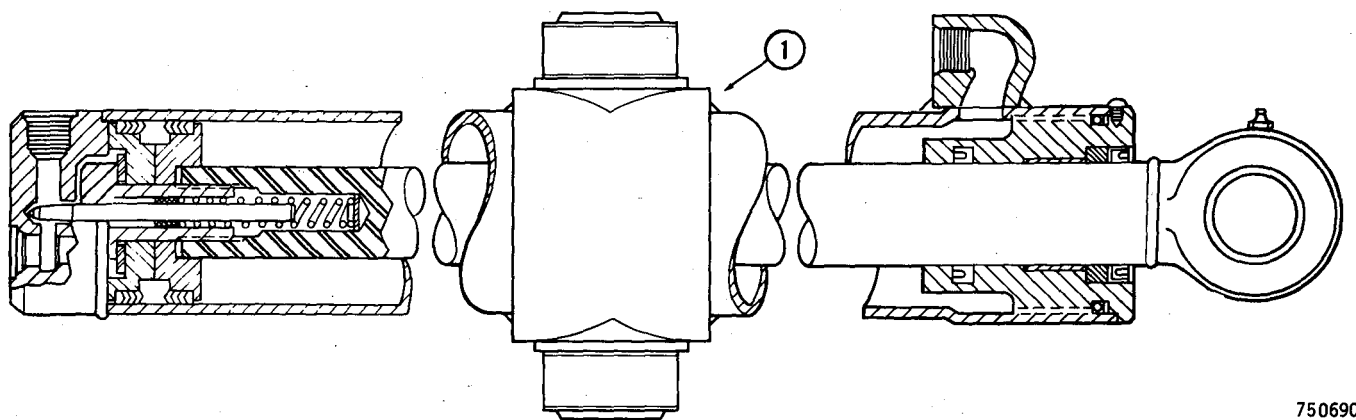
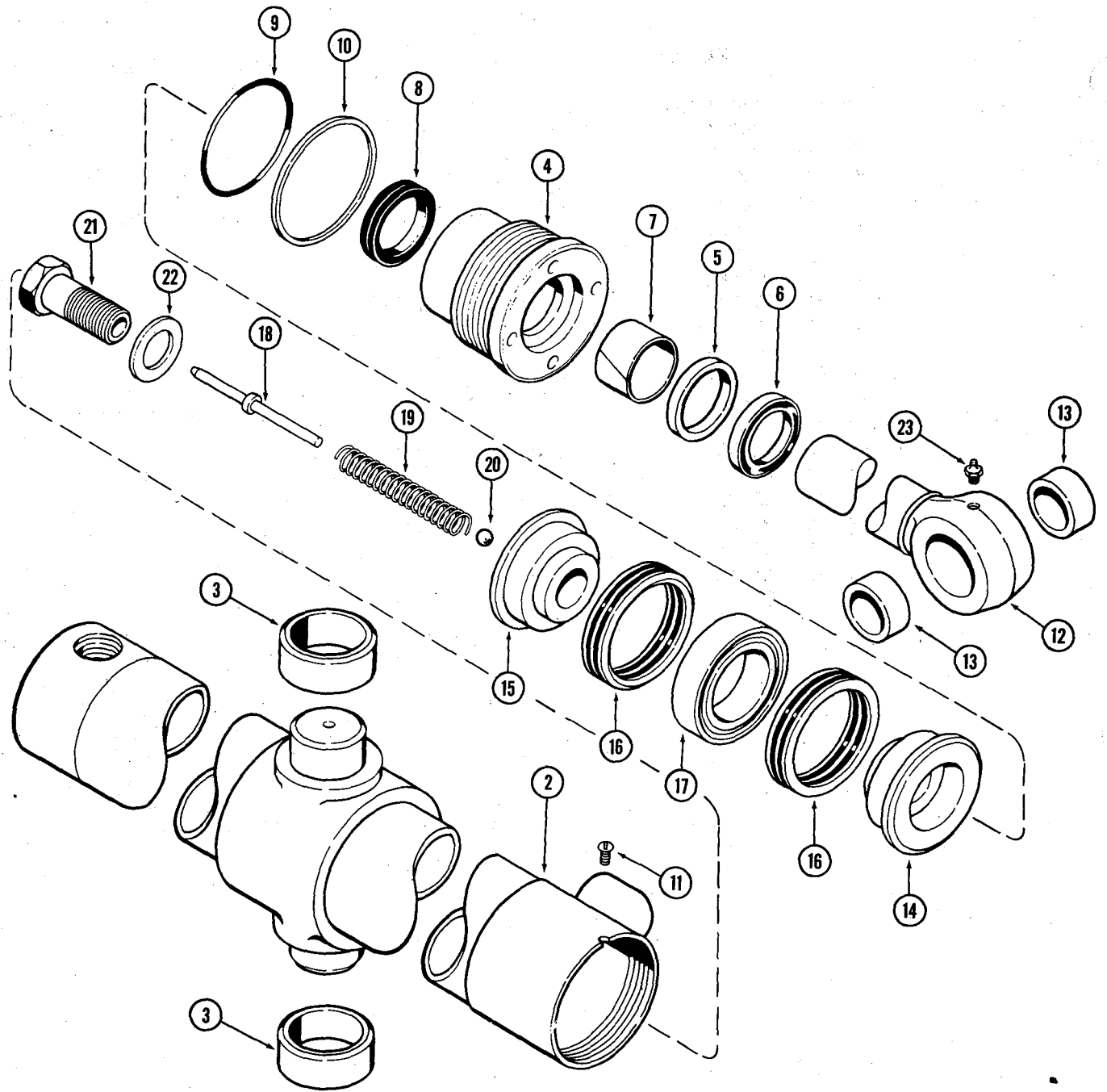
**G34470 & G34471 BACKHOE STABILIZER CYLINDERS**  
**GLAND IS STAMPED WITH CYLINDER PART NUMBER**

REF.	PART NO.	DESCRIPTION	REQ'D.
1	G 34470	CYLINDER ASSEMBLY - stabilizer, R.H. (4" dia. x 19-3/8" stroke)	1
1	G 34471	CYLINDER ASSEMBLY - stabilizer, L.H. (4" dia. x 19-3/8" stroke)	1
2	G 34468	TUBE ASSEMBLY - cylinder body, R.H.	1
2	G 34469	TUBE ASSEMBLY - cylinder body, L.H.	1
3	D 36203	BUSHING - tube (Self-aligning)	1
4	A 10506	RING - snap, bushing, retaining	2
5		RESERVED	
	G 34331	GLAND ASSEMBLY - hand stamp for identification	1
6	NSS	GLAND	1
7	NSS	RING - center bearing	1
8*	D 95144	WIPER - piston rod (2" x 2-1/2" x 5/16")	1
9*	G 34322	BEARING - center	1
10*	D 36971**	SEAL - piston rod (2" x 2-1/2" x 7/16")	1
11*	A 27507	"O" RING - gland (4" x 4-1/4" x 1/8")	1
12*	G 32176	RING - gland "O"ring back-up	1
13	187- 1031	SCREW - gland lock (#8 - 32 NC x 1/4" self-tapping)	1
14	G 34475	ROD ASSEMBLY - piston (2" dia.)	1
15	D 32865	BUSHING - piston rod	2
16	G 33159	PISTON - split (Rod end)	1
17	D 46930	PISTON - split (Bolt end)	1
18*	D 47204	PACKING ASSEMBLY - piston ("V" type)	2
19	D 47209	RING - center bearing	1
20	28- 2040	BOLT - piston (1-1/4" x 2-1/2" NF hex.)	1
21	G 32351	WASHER - piston bolt (1-3/8" x 2-1/2" x 1/8")	1
22	219- 1	FITTING - grease (1/8" NPT, straight)	1
	G 34594	SEAL KIT - cylinder repair (Includes all items with an asterisk)	1
**G	100778	SEAL - piston rod (Extreme heat or cold)	1



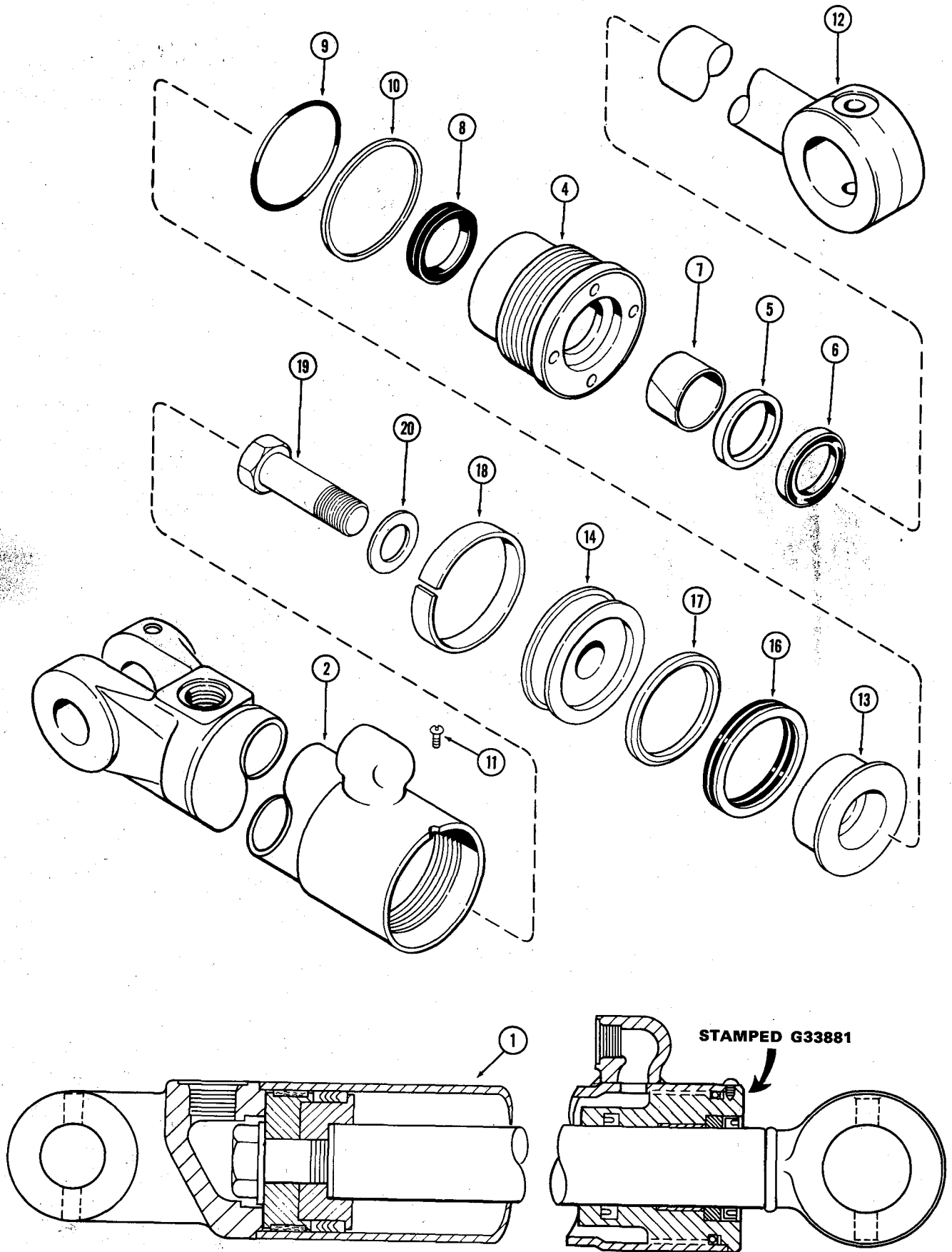
**G33982 AND G33983 BACKHOE STABILIZER CYLINDERS  
GLAND IS STAMPED WITH CYLINDER PART NUMBER**

REF.	PART NO.	DESCRIPTION	REQ'D.
1	G 33982	CYLINDER ASSEMBLY - stabilizer, R.H. (3-1/2" dia. x 19-3/8" stroke) . . . . .	1
1	G 33983	CYLINDER ASSEMBLY - stabilizer, L.H. (3-1/2" dia. x 19-3/8" stroke) . . . . .	1
2	G 33984	TUBE ASSEMBLY - cylinder body, R.H. . . . .	1
2	G 33985	TUBE ASSEMBLY - cylinder body, L.H. . . . .	1
3	D 36203	BUSHING - tube (Self-aligning) . . . . .	1
4	A 10506	RING - snap. bushing retaining . . . . .	2
	G 33191	GLAND ASSEMBLY - with bushing . . . . .	1
5	NSS	GLAND . . . . .	1
6*	D 95144	WIPER - piston rod, outer (2" x 2-1/2" x 5/16") . . . . .	1
7*	D 36971**	SEAL - piston rod (2" x 2-1/2" x 7/16") . . . . .	1
8*	G 15457	"O" RING - gland (3-1/2" x 3-3/4" x 1/8") . . . . .	1
9*	G 32126	RING - gland "O" ring back-up . . . . .	1
10	187- 1031	SCREW - gland lock (#8 - 32 NC x 1/4" self-tapping) . . . . .	1
11	G 33173	ROD ASSEMBLY - piston (2" dia.) . . . . .	1
12	D 32865	BUSHING - piston rod . . . . .	2
13	G 33167	PISTON - split (Rod end) . . . . .	1
14	D 28367	PISTON - split (Bolt end) . . . . .	1
15		RESERVED	
16*	D 47203	PACKING ASSEMBLY - "V" type . . . . .	2
17	D 47208	RING - center bearing . . . . .	1
18	28- 1640	BOLT - piston (1" x 2-1/2" NF hex.) . . . . .	1
19	G 32303	WASHER - piston bolt (1-1/8" x 1-7/8" x 1/8") . . . . .	1
20	219- 1	FITTING - grease (1/8" NPT, straight) . . . . .	1
	G 32729	SEAL KIT - cylinder repair (Includes all items with an asterisk) . . . . .	1
**G	100778	SEAL - piston rod (Extreme heat or cold) . . . . .	1



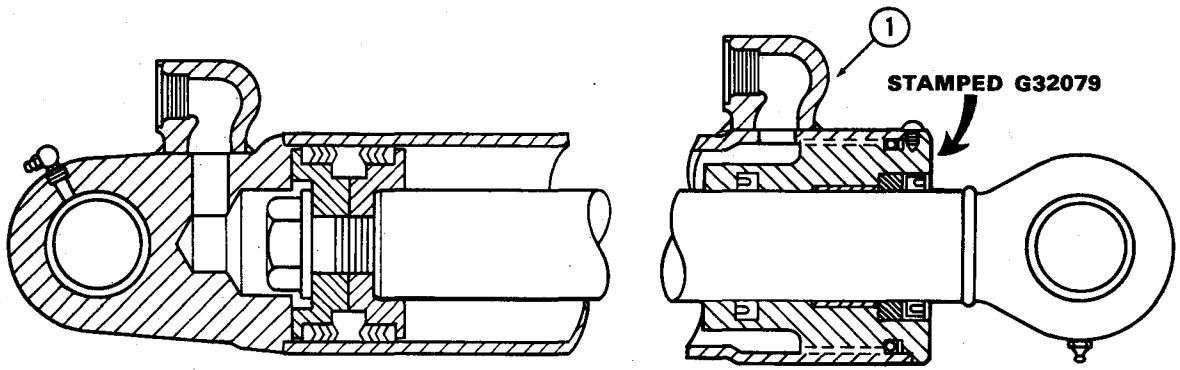
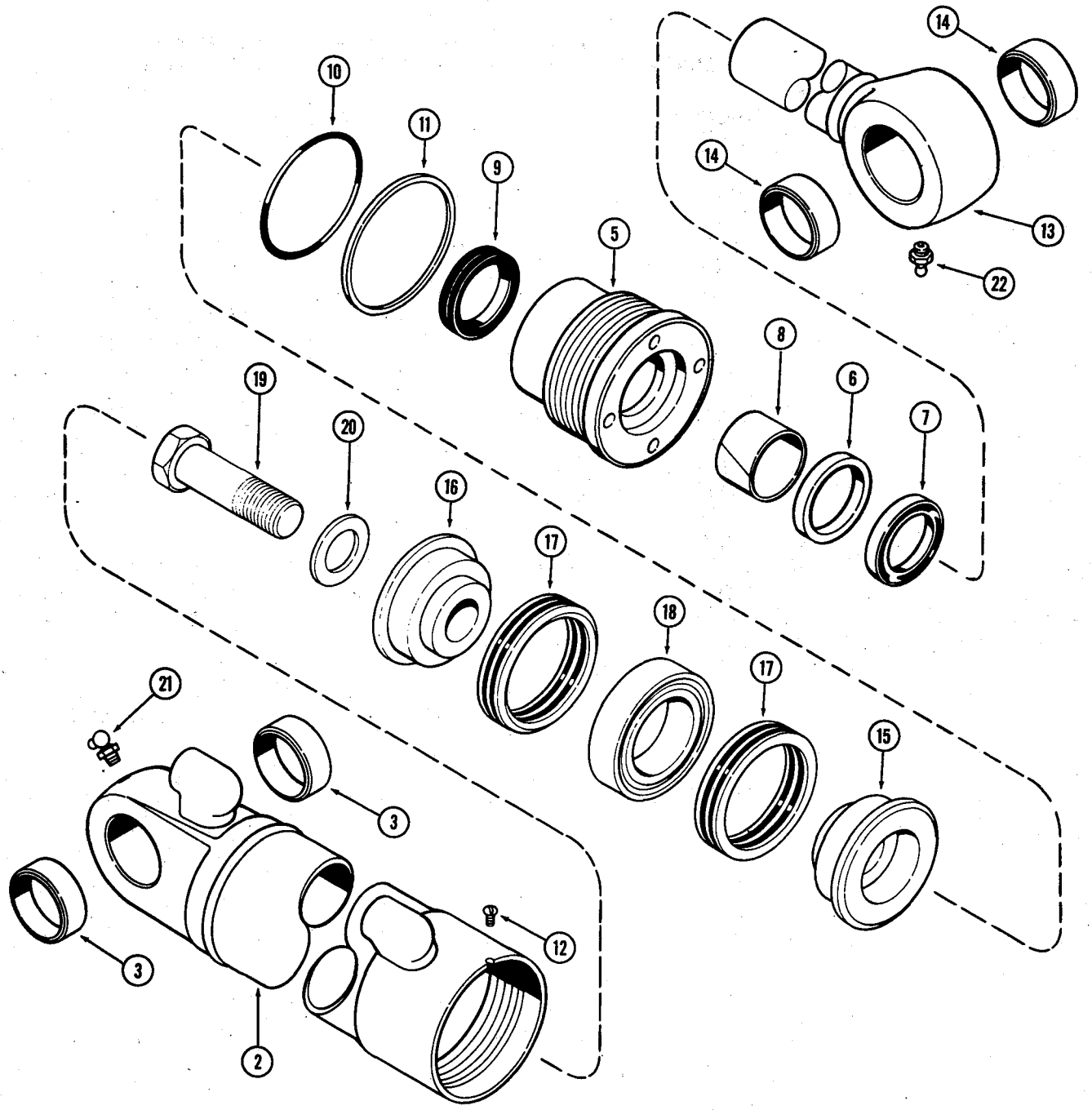
**G34881 BACKHOE SWING CYLINDER  
GLAND IS STAMPED WITH CYLINDER PART NUMBER**

REF.	PART NO.	DESCRIPTION	REQ'D.
1	G 34881	CYLINDER ASSEMBLY - swing (4" dia. x 11-1/4" stroke) . . .	1
2	G 34877	TUBE ASSEMBLY - cylinder body . . . . .	1
3	G 34875	BUSHING - tube trunnion . . . . .	2
	G 34331	GLAND ASSEMBLY - hand stamp for identification . . . .	1
4	NSS	GLAND . . . . .	1
5	NSS	RING - center bearing . . . . .	1
6	*D 95144	WIPER - piston rod, outer (2" x 2-1/2" x 5/16") . . . .	1
7	*G 34322	BEARING - center . . . . .	1
8	*D 36971**	SEAL - piston rod (2" x 2-1/2" x 7/16") . . . . .	1
9	*A 27507	"O" RING - gland (4" x 4-1/4" x 1/8") . . . . .	1
10	*G 32176	RING - gland, "O" ring backup . . . . .	1
11	187- 1031	SCREW - gland lock (#8 - 32 NC x 1/4" self tapping) . . . .	1
12	G 34775	ROD ASSEMBLY - piston (2" dia.) . . . . .	1
13	G 34854	BUSHING - piston rod . . . . .	2
14	G 33159	PISTON - split (Rod end) . . . . .	1
15	D 49161	PISTON - split (Bolt end) . . . . .	1
16	*D 47204	PACKING ASSEMBLY - piston, "V" type . . . . .	2
17	D 47209	RING - center bearing . . . . .	1
18	D 38679	PIN - cushion relief . . . . .	1
19	D 38683	SPRING - cushion relief (5" free length) . . . . .	1
20	211- 14	BALL - cushion relief spring . . . . .	1
21	D 41359	BOLT - piston and cushion relief . . . . .	1
22	G 32351	WASHER - bolt (1-3/8" x 2-1/2" x 1/8") . . . . .	1
23	219- 1	FITTING - grease (1/8" NPT, straight) . . . . .	1
	G 34594	SEAL KIT - cylinder repair (Includes all items with an asterisk) . . . . .	1
	**G 100778	SEAL - piston rod (Extreme heat or cold) . . . . .	1



**G33881 BACKHOE BOOM CYLINDER  
GLAND IS STAMPED WITH CYLINDER PART NUMBER**

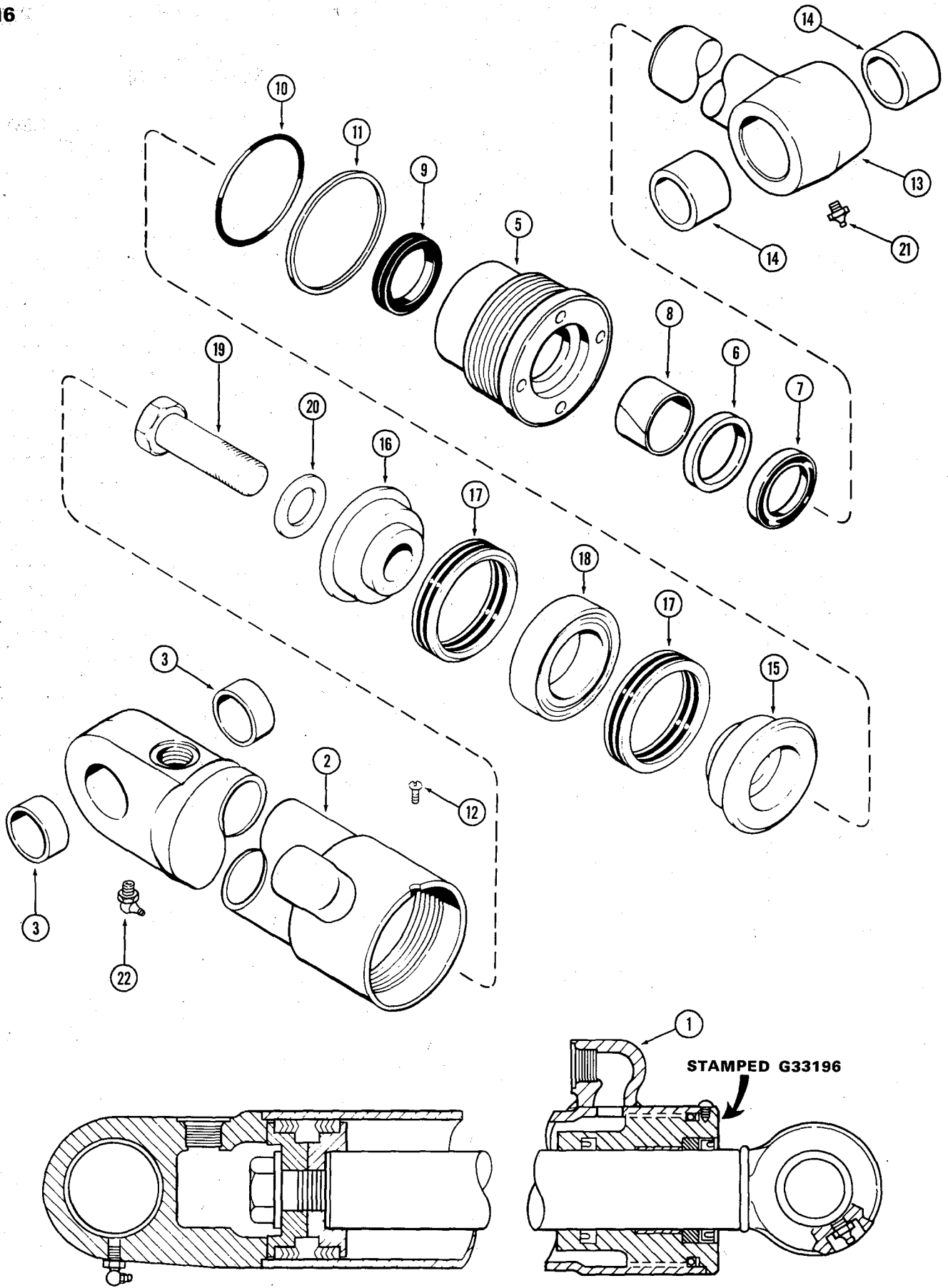
REF.	PART NO.	DESCRIPTION	REQ'D.
1	G 33881	CYLINDER ASSEMBLY - boom (3-1/4" dia. x 42-1/2" stroke)	1
2	G 33882	TUBE - cylinder body	1
3		RESERVED	
	G 34649	GLAND ASSEMBLY - hand stamp for identification)	1
4	NSS	GLAND	1
5	NSS	RING - center bearing	1
6*	D 95143	WIPER - piston rod (1-3/4" x 2-1/4" x 5/16")	1
7*	G 34621	BEARING - center	1
8*	D 36970**	SEAL - piston rod (1-3/4" x 2-1/4" x 7/16")	1
9*	A 27994	"O" RING - gland (3-1/4" x 2-1/2" x 1/8")	1
10*	D 38858	RING - gland "O"ring back-up	1
11	187- 1031	SCREW - gland lock (#8 - 32 NC x 1/4" self tapping)	1
12	G 33885	ROD - piston (1-3/4" dia.)	1
13	G 33180	PISTON - split (Rod end)	1
14	G 33182	PISTON - split (Bolt end)	1
15		RESERVED	
*	G 33186	PACKING ASSEMBLY - piston	1
16	NSS	PACKING ASSEMBLY - "V" type	1
17	NSS	ADAPTER - packing	1
18	G 33181	RING - wear, piston	1
19	28- 1648	BOLT - piston (1" x 3" NF hex)	1
20	G 32303	WASHER - piston bolt (1-1/8" x 1-7/8" x 1/8")	1
	G 34653	SEAL KIT - cylinder repair (Includes all items with an asterisk)	1
**G	100777	SEAL - piston rod (Extreme heat or cold)	1





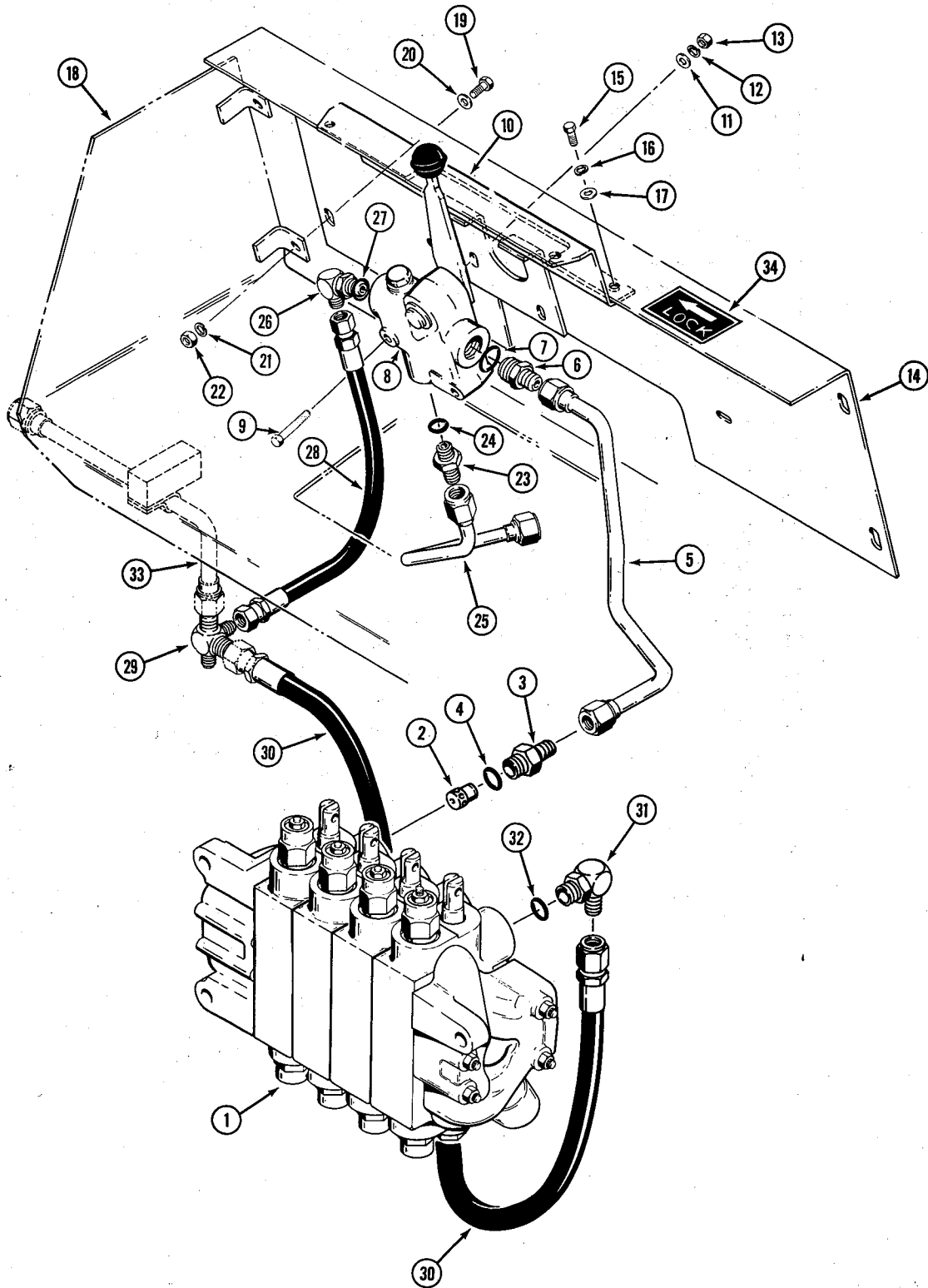
**G32079 BACKHOE DIPPER CYLINDER  
GLAND IS STAMPED WITH CYLINDER PART NUMBER**

REF.	PART NO.	DESCRIPTION	REQ'D.
1	G 32079	CYLINDER ASSEMBLY - dipper (4" dia. x 35-1/8" stroke) . . .	1
2	G 32831	TUBE ASSEMBLY - cylinder body . . . . .	1
3	D 33047	BUSHING - tube . . . . .	2
4		RESERVED	
	G 34331	GLAND ASSEMBLY - hand stamp for identification . . . . .	1
5	NSS	GLAND . . . . .	1
6	NSS	RING - center bearing . . . . .	1
7*	D 95144	WIPER - piston rod (2" x 2-1/2" x 5/16") . . . . .	1
8*	G 34332	BEARING - center . . . . .	1
9*	D 36971**	SEAL - piston rod (2" x 2-1/2" x 7/16") . . . . .	1
10*	A 27507	"O" RING - gland (4" x 4-1/4" x 1/8") . . . . .	1
11*	G 32176	RING - gland, "O"ring backup . . . . .	1
12	187- 1031	SCREW - gland lock (#8 - 32 NC x 1/4" self tapping) . . . . .	1
13	G 33154	ROD ASSEMBLY - piston (2" dia.) . . . . .	1
14	D 33047	BUSHING - piston rod . . . . .	2
15	G 33159	PISTON - split (Rod end) . . . . .	1
16	D 46930	PISTON - split (Bolt end) . . . . .	1
17*	D 47204	PACKING ASSEMBLY - piston ("V" type) . . . . .	2
18	D 47209	RING - center bearing . . . . .	1
19	28- 2040	BOLT - piston (1-1/4" x 2-1/2" NF hex.) . . . . .	1
20	G 32351	WASHER - piston (1-3/8" x 2-1/2" x 1/8") . . . . .	1
21	219- 55	FITTING - grease (1/8" NPT., 90°) . . . . .	1
22	219- 1	FITTING - grease (1/8" NPT, straight) . . . . .	1
	G 34594	SEAL KIT - cylinder repair (Includes all items with an asterisk) . . . . .	1
	**G 100778	SEAL - piston rod (Extreme heat or cold) . . . . .	1



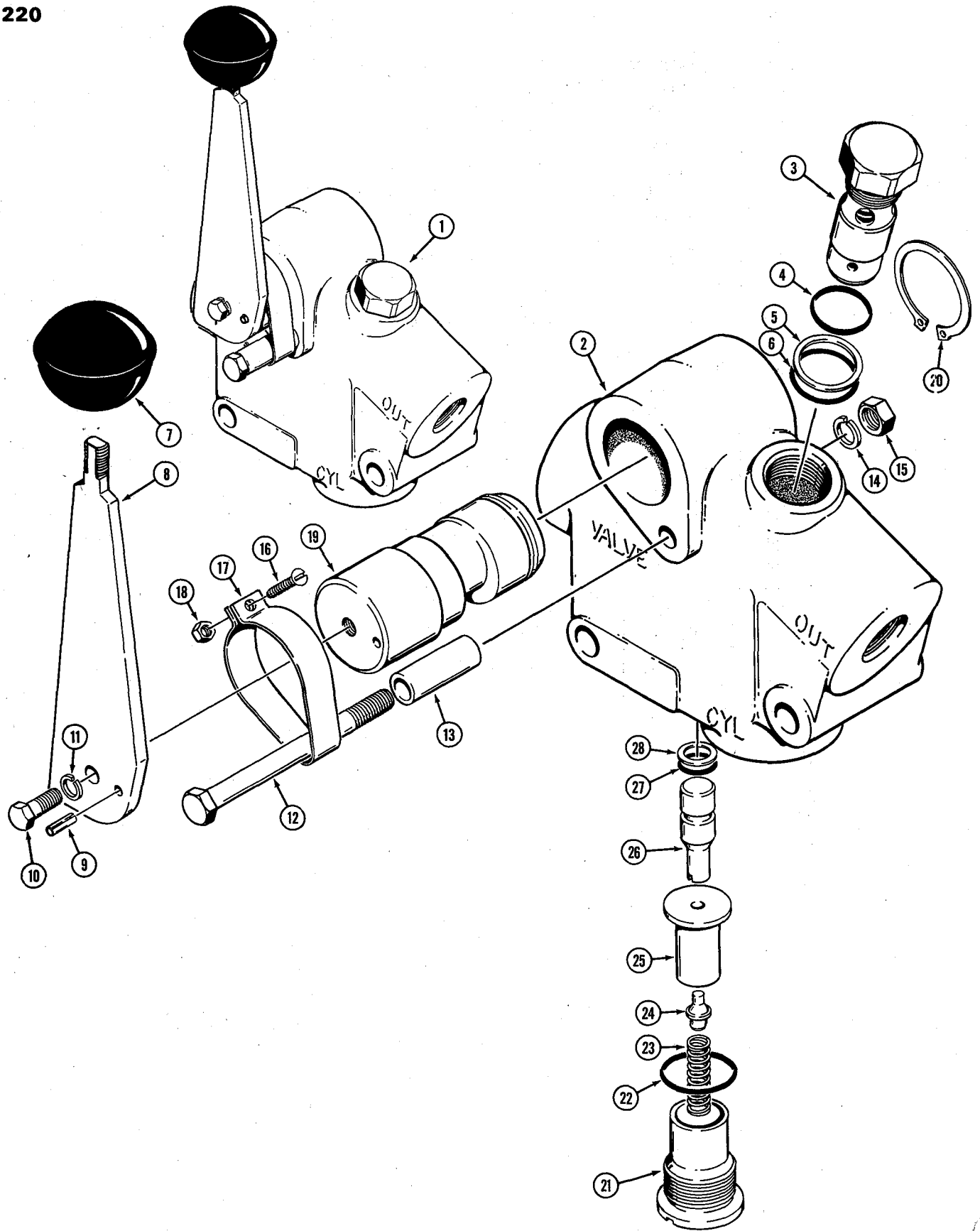
**G33196 BACKHOE BUCKET CYLINDER  
GLAND IS STAMPED WITH CYLINDER PART NUMBER**

REF.	PART NO.	DESCRIPTION	REQ'D.
1	G 33196	CYLINDER ASSEMBLY - bucket (3-1/2" dia. x 30-1/2" stroke) . . . . .	1
2	G 32399	TUBE ASSEMBLY - cylinder body . . . . .	1
3	D 33047	BUSHING - tube . . . . .	2
4		RESERVED	
	G 34629	GLAND ASSEMBLY - hand stamp for identification . . . . .	1
5	NSS	GLAND . . . . .	1
6	NSS	RING - center bearing . . . . .	1
7*	D 95144	WIPER - piston rod (2" x 2-1/2" x 5/16") . . . . .	1
8*	G 34322	BEARING - center . . . . .	1
9*	D 36971**	SEAL - piston rod (2" x 2-1/2" x 7/16") . . . . .	1
10*	G 15457	"O" RING - gland (3-1/2" x 3-3/4" x 1/8") . . . . .	1
11*	G 32126	RING - gland, "O"ring backup . . . . .	1
12	187- 1031	SCREW - gland lock (#8 - 32 NC x 1/4" self tapping) . . . . .	1
13	G 33162	ROD ASSEMBLY - piston (2" dia.) . . . . .	1
14	D 34340	BUSHING - piston rod . . . . .	2
15	G 33167	PISTON - split (Rod end) . . . . .	1
16	D 28367	PISTON - split (Bolt end) . . . . .	1
17*	D 47203	PACKING ASSEMBLY - piston ("V" type) . . . . .	2
18	D 47208	RING - center bearing . . . . .	1
19	28- 1640	BOLT - piston (1" x 2-1/2" NF hex.) . . . . .	1
20	G 32303	WASHER - piston bolt (1-1/8" x 1-7/8" x 1/8") . . . . .	1
21	219- 1	FITTING - grease (1/8" NPT., straight) . . . . .	1
22	219- 55	FITTING - grease (1/8" NPT, 90°) . . . . .	1
	G 34651	SEAL KIT - cylinder repair (Includes all items with an asterisk) . . . . .	1
	**G 100778	SEAL - piston rod (Extreme heat or cold) . . . . .	1



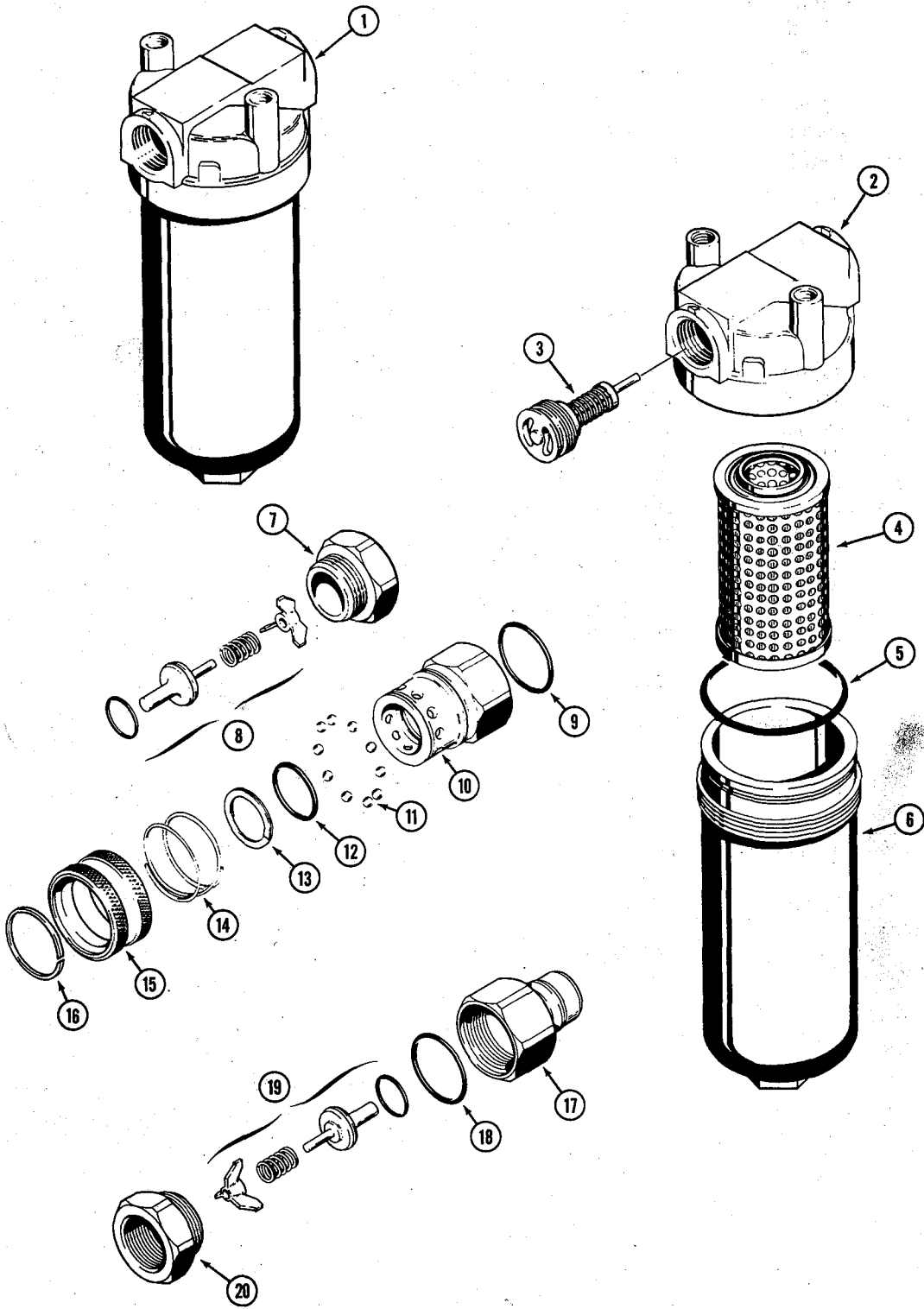
### BACKHOE BOOM LOCKOUT HYDRAULICS

REF.	PART NO.	DESCRIPTION	REQ'D.
1	REF.	VALVE - backhoe control (See page 225)	1
2	D 56252	RESTRICTOR - check	1
3	L 55143	ADAPTOR - male, straight	1
4	218- 5010	SEAL - "O"ring	1
5	D 69518	TUBE - from backhoe valve to boom lock valve	1
6	218- 5064	CONNECTOR - male, straight	1
7	218- 5008	SEAL - "O"ring	1
8	D 56102	VALVE - boom lock, parts list page 221	1
9	13- 648	HHCS - 3/8" - 16 NC x 3"	2
10	D 69516	PANEL - top	1
11	195- 25	WASHER - flat, 3/8"	2
12	92- 6	WASHER - med. sect. lock, 3/8"	2
13	25- 106	NUT - hex, 3/8" - 16 NC	2
14	D 69517	PANEL - front	1
15	13- 68	HHCS - 3/8" - 16 NC x 1/2"	2
16	92- 6	WASHER - med. sect. lock, 3/8"	2
17	195- 25	WASHER - flat, 3/8"	2
18	D 67788	PLATE - mounting	1
19	13- 612	HHCS - 3/8" - 16 NC x 3/4"	4
20	195- 25	WASHER - flat, 3/8"	4
21	92- 6	WASHER - med. sect. lock, 3/8"	4
22	25- 106	NUT - hex, 3/8" - 16 NC	4
23	218- 5064	CONNECTOR - male, straight	1
24	218- 5008	SEAL - "O"ring	1
25	D 69520	TUBE - lock valve to boom cylinder	1
26	218- 5117	ELBOW - 90°, adjustable	1
27	218- 5006	SEAL - "O"ring	1
28	D 69650	HOSE - lock valve return, 26" long	1
29	D 69651	CROSS - 4-way	1
30	D 66505	HOSE - backhoe valve return, 40" long	1
31	218- 5118	ELBOW - 90°, adjustable	1
32	218- 5010	SEAL - "O"ring	1
33	D 68317	TUBE - return to hydraulic tank	1
34	321- 3348	DECAL - lock, boom	1



## D56102 BOOM LOCKOUT VALVE

REF.	PART NO.	DESCRIPTION	REQ'D.
1	D 56102	VALVE - boom lockout (Cessna No 39013-CAA)	1
2	NSS	BODY - valve	1
3	D 56470	VALVE ASSEMBLY - relief	1
4	F 9857	SEAL - "O"ring	1
5	D 56469	RING - backup	1
6	A 7464	SEAL - "O"ring, valve (Outer)	1
7	D 56472	KNOB - control, handle	1
8	D 56458	HANDLE - control	1
9	D 56881	PIN - dowel, handle	1
10	13- 510	HHCS - 5/16" - 18 NC x 5/8"	1
11	92- 5	WASHER - med. sect. lock (5/16")	1
12	13- 558	HHCS - 5/16" - 18 NC x 3-5/8"	1
13	D 56460	BUSHING - spacer	1
14	92- 5	WASHER - med. sect. lock (5/16")	1
15	25- 145	NUT - hex., jam (5/16" - 18 NC)	1
16	182- 48	SCREW - machine, round head (#6 - 32 NC x 3, 4")	1
17	D 56467	CLIP - shaft retaining	1
18	131- 150	NUT - hex., lock (#6 - 32 NC)	1
19	D 56465	SHAFT - lock control	1
20	F 62020	RING - retaining, shaft	1
21	D 56461	PLUG - plunger retainer	1
22	A 35104	SEAL - "O"ring, plug	1
23	D 56462	SPRING - poppet	1
24	D 56464	POPPET - valve	1
25	D 56463	SEAT - poppet	1
26	D 56466	PLUNGER - valve	1
27	F 19951	SEAL - "O"ring, plunger	1
28	L 31330	RING - backup, seal	1





## D43567 HYDRAULIC OIL FILTER

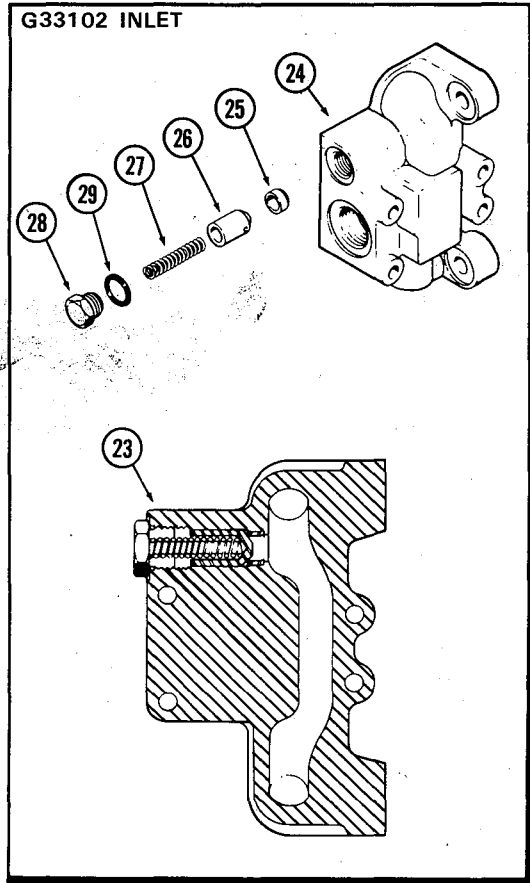
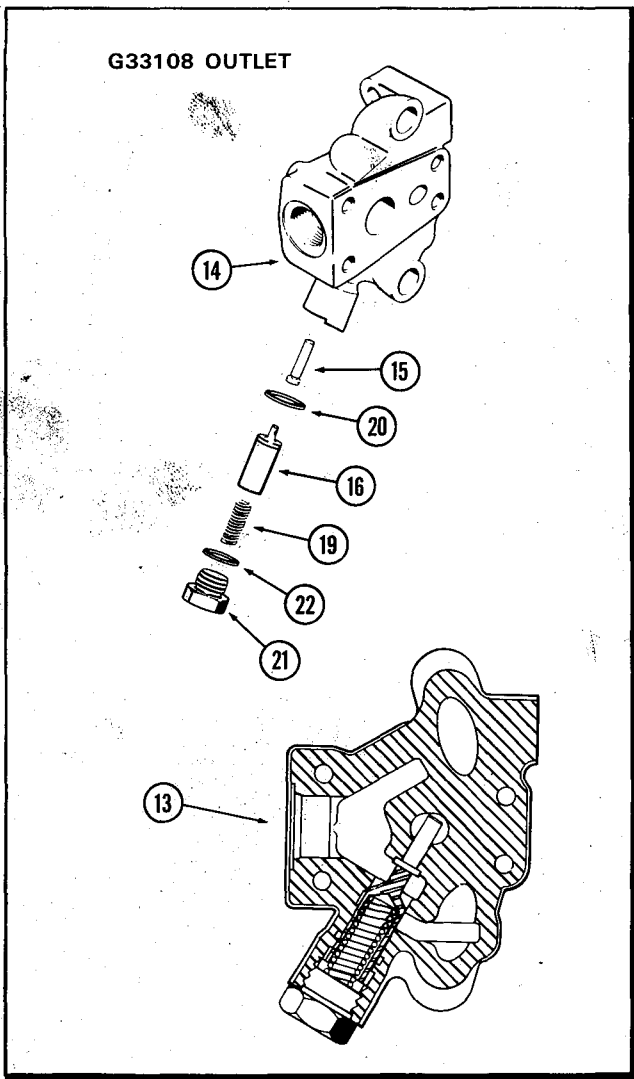
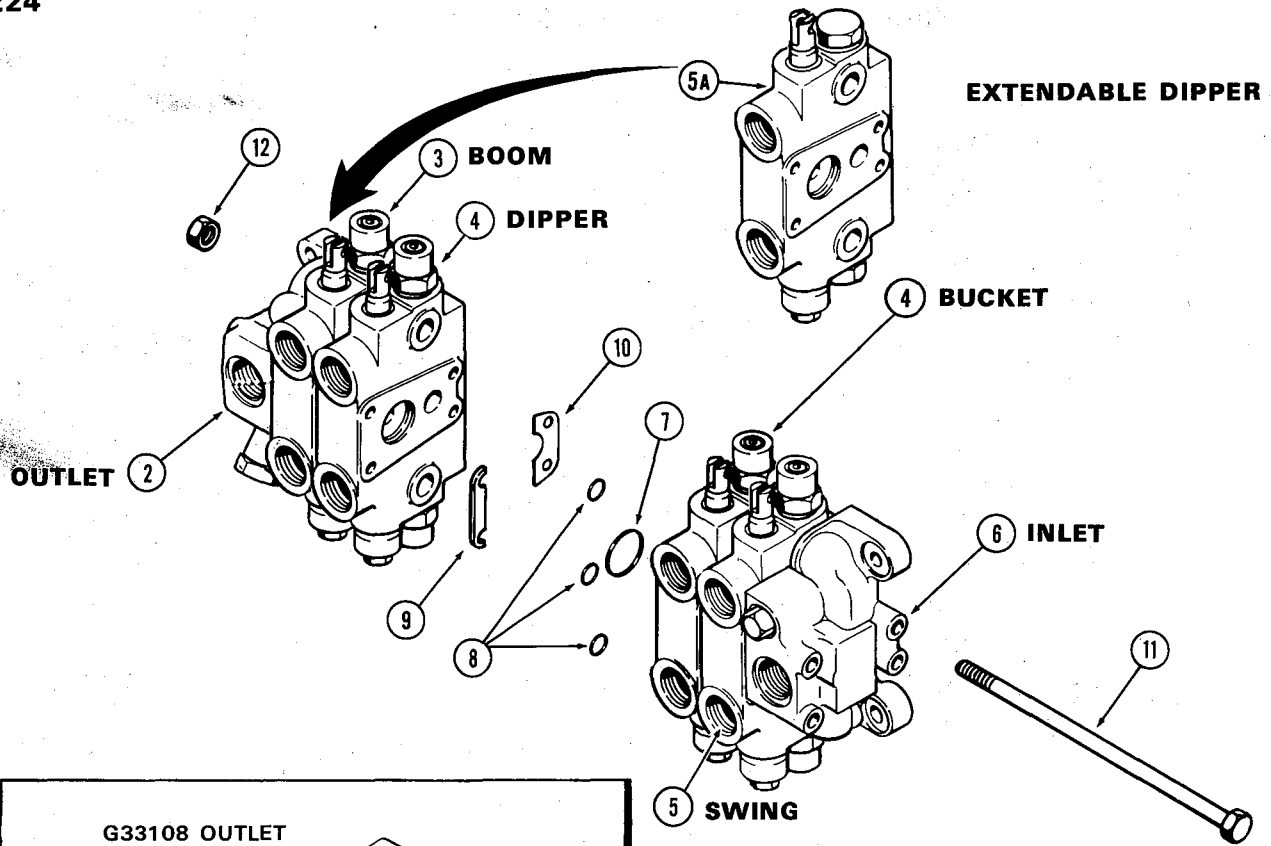
REF.	PART NO.	DESCRIPTION	REQ'D.
1	D 43567	FILTER - hydraulic oil	1
	D 61903	HEAD ASSEMBLY - filter	1
2	NSS	HEAD - filter	1
3	D 58199	VALVE - oil, by-pass (25 psi)	1
	D 43800	ELEMENT KIT - filter	1
4	NSS	ELEMENT - filter	1
5	A 27994	SEAL - "O"ring	1
6	D 42439	HOUSING - filter	1

## D52800 FEMALE HYDRAULIC COUPLING

	D 52800	COUPLING - hydraulic, female	1
7	D 31975	FITTING - end, coupling	1
8	D 53915	VALVE ASSEMBLY - coupling	1
9	D 31985	SEAL - coupling, body	1
10	D 53916	BODY - coupling (Straight end)	1
11	211- 6	BALL - steel (7/32" dia.)	10
12	D 53895	SEAL - coupling body (Internal)	1
13	D 54276	RING - backup	1
14	D 31979	SPRING - sleeve	1
15	D 31980	SLEEVE - ball retaining	1
16	D 31981	RING - retaining	1

## D52694 MALE HYDRAULIC COUPLING

	D 52694	COUPLING - hydraulic, straight male	1
17	D 31971	BODY - coupling, straight male	1
18	D 31985	SEAL - coupling body	1
19	D 53915	VALVE ASSEMBLY - coupling	1
20	D 31975	FITTING - end, coupling	1



## G34897 AND G35360 BACKHOE CONTROL VALVES

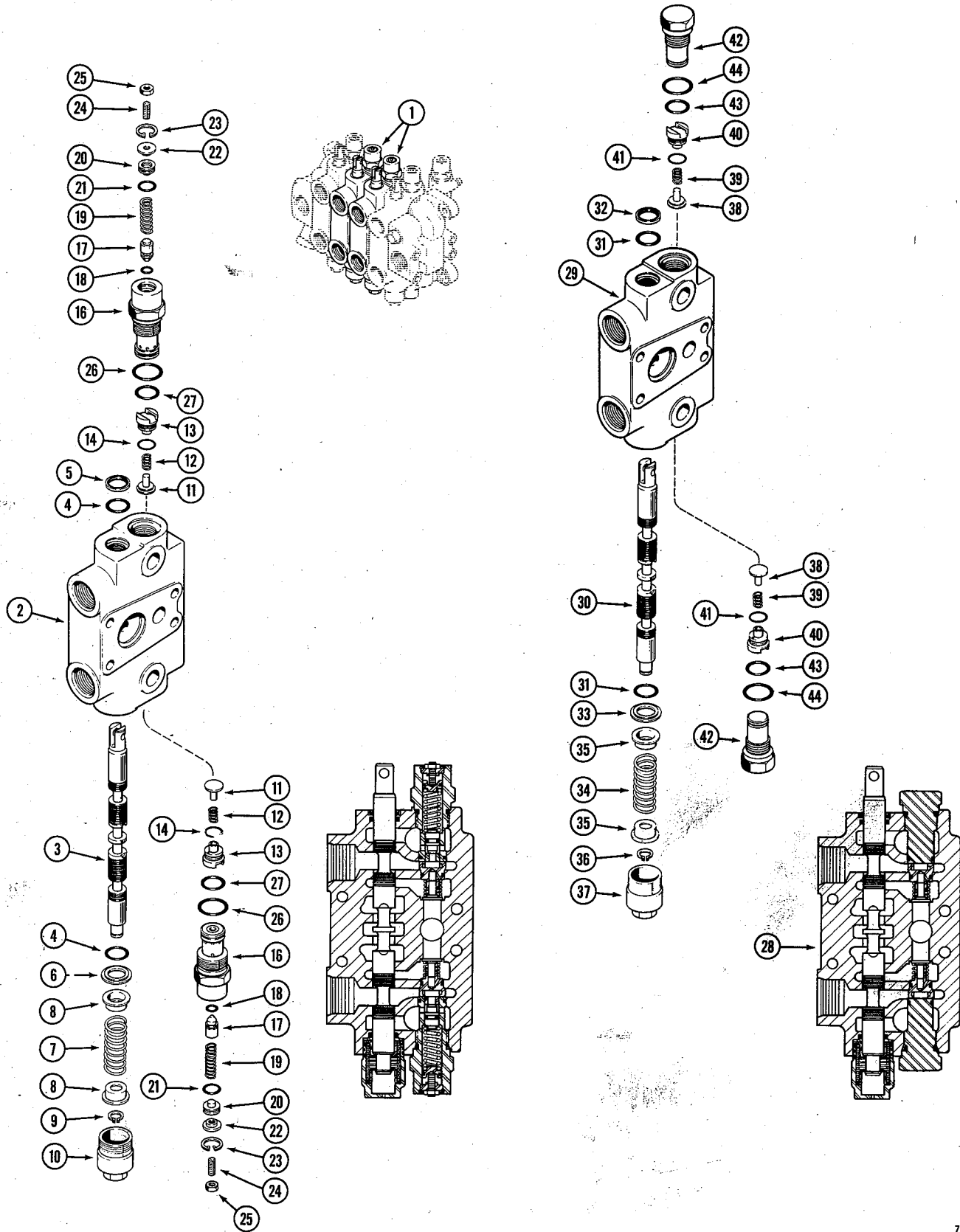
REF.	PART NO.	DESCRIPTION	REQ'D.
1	G 34897	VALVE ASSEMBLY - control (Models without Extendahoe) . . .	1
1	G 35360	VALVE ASSEMBLY - control (Models with Extendahoe) . . . . .	1
2	G 33108	OUTLET SECTION - See Ref. No. 13 . . . . .	1
3	G 33099	BOOM SECTION - See page 231 . . . . .	1
4	G 33097	BUCKET AND DIPPER SECTION - See page 227 . . . . .	2
5	G 34941	SWING SECTION - see page 229 . . . . .	1
5A	G 33121	DIPPER EXTENSION SECTION - see page 227 (Used in G35360 valve only) . . . . .	1
6	G 33102	INLET SECTION - See Ref. No. 23 . . . . .	1
7	G 34001	"O" RING - section ports (1-7/16" x 1-5/8" x 7/64") . . .	5-6
8	G 34000	"O" RING - section ports (15/16" x 1-1/8" x 7/64") . . .	15-18
9	G 33964	SHIM - section, top (.002") . . . . .	5-6
10	G 33965	SHIM - section, bottom (.002") . . . . .	5-6
11	G 33114	BOLT - tie, valve sections (3/8" x 13-3/8" NC, hex.) Models without extendable dipper . . . . .	4
11	G 34675	BOLT - tie, valve sections (3/8" x 15-3/4" NC, hex.) Models with extendable dipper . . . . .	4
12	25- 106	NUT - tie rod (3/8" NC hex.) . . . . .	4

## G33108 OUTLET SECTION

13	G 33108	SECTION ASSEMBLY - outlet . . . . .	1
14	NSS	MANIFOLD - outlet body . . . . .	1
15	G 33110	PISTON - regeneration sensing . . . . .	1
16	G 34586	SPOOL - regeneration . . . . .	1
17		RESERVED	
18		RESERVED	
19	G 33112	SPRING - spool (2-11/64" free length) . . . . .	1
20	A 35104	"O" RING - manifold (7/8" x 1-1/16" x 3/32") . . . . .	1
21	G 33113	PLUG - spool retaining . . . . .	1
22	218- 5009	"O" RING - plug (1-3/64" x 1-19/64" x 1/8") . . . . .	1

## G33102 INLET SECTION

23	G 33102	SECTION ASSEMBLY - inlet . . . . .	1
24	NSS	MANIFOLD - inlet body . . . . .	1
25	G 33104	SEAT - check valve poppet . . . . .	1
26	G 33105	POPPET - check valve . . . . .	1
27	G 33106	SPRING - check valve (2-3/64" free length) . . . . .	1
28	G 33107	PLUG - check valve . . . . .	1
29	218- 5007	"O" RING - plug (3/4" x 15/16" x 3/32") . . . . .	1



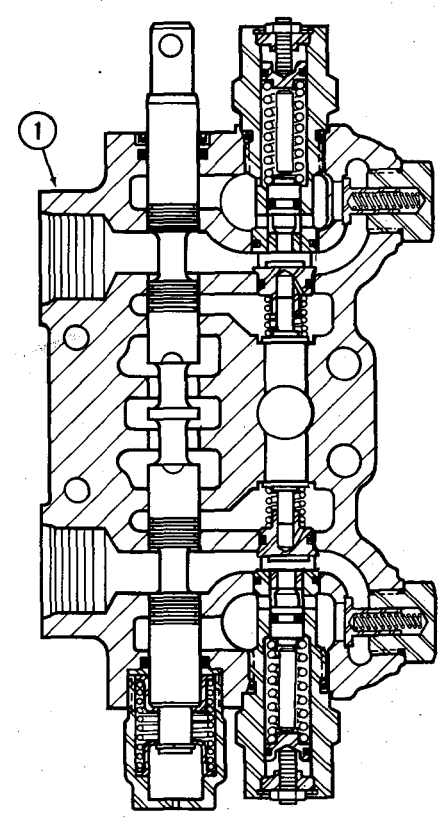
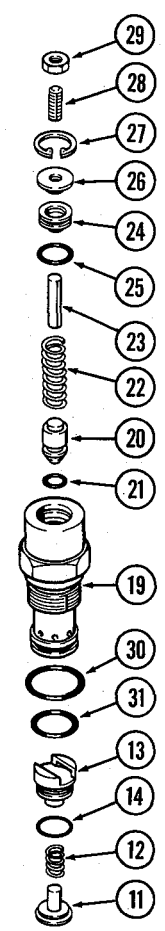
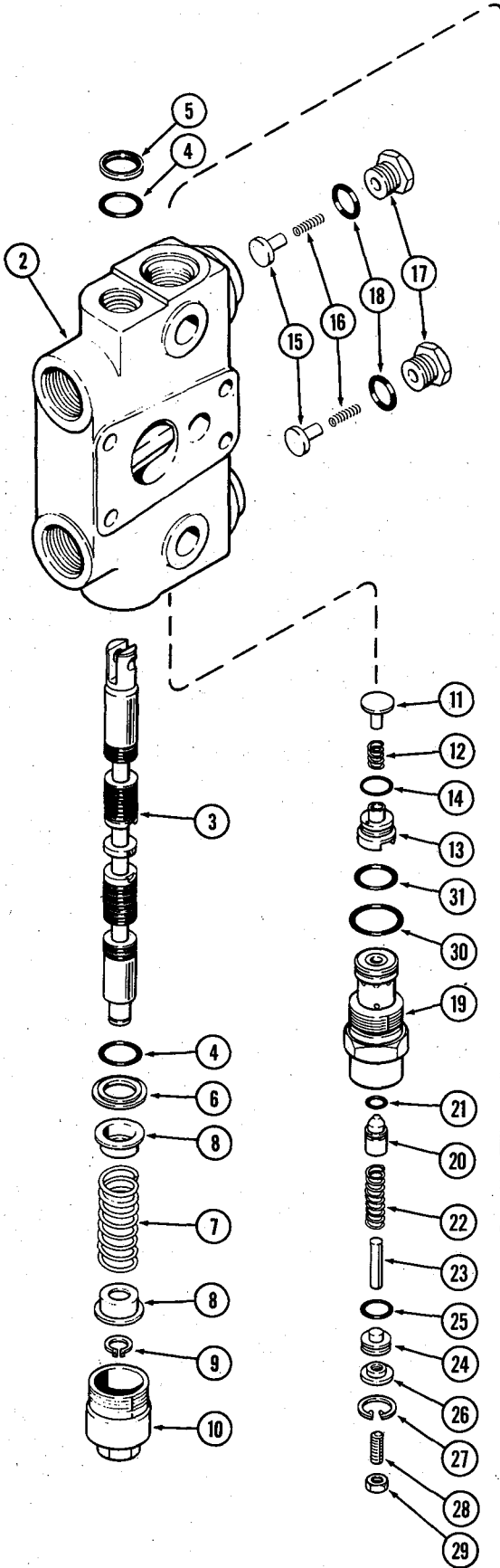
## G33097 DIPPER AND BUCKET SECTION

REF.	PART NO.	DESCRIPTION	REQ'D.
1	G 33097	VALVE ASSEMBLY - dipper and bucket section . . . . .	2
2	NSS	BODY - valve . . . . .	1
3	NSS	SPOOL - valve . . . . .	1
4	A 27365	"O" RING - body (3/4" x 15/16" x 3/32") . . . . .	2
5	A 32309	SEAL - valve spool (3/4" x 1" x 1/8") . . . . .	1
6	G 33803	RETAINER - body "O" ring . . . . .	1
7	G 34463	SPRING - spool centering (2-9/32" free length) Replaces G34257 and G34016 springs) . . . . .	1
8	G 33075	RETAINER - centering spring . . . . .	2
9	G 33077	RING - snap, retainer . . . . .	1
10	G 33080	CAP - centering spring . . . . .	1
11	G 33081	POPPET - load check . . . . .	2
12	G 33573	SPRING - load check (11/16" free length) . . . . .	2
13	G 33084	PLUG - load check . . . . .	2
14	G 33686	"O" RING - plug (5/8" x 3/4" x 1/16") . . . . .	2
15	*G 34043	VALVE ASSEMBLY - relief (2750 PSI) Not shown . . . . .	2
16	NSS	BODY - relief valve . . . . .	1
17	G 33089	POPPET - relief valve . . . . .	1
18	A 28090	"O" RING - poppet (5/16" x 7/16" x 1/16") . . . . .	1
19	G 33090	SPRING - relief valve (1-25/32" free length) . . . . .	1
20	G 33091	PISTON - relief valve . . . . .	1
21	D 31409	"O" RING - piston (1/2" x 5/8" x 1/16") . . . . .	1
22	G 33092	RETAINER - relief valve . . . . .	1
23	G 46150	RING - snap, retainer . . . . .	1
24	178- 630	SCREW - set, piston (1/4" NC x 3/4") Hex socket head- less, oval point) . . . . .	1
25	25- 144	NUT - lock, set screw (1/4" NC hex, jam) . . . . .	1
26	218- 5008	"O" RING - valve body (15/16" x 1-1/8" x 1/8") . . . . .	1
27	G 33093	"O" RING - valve body (3/4" x 7/8" x 1/16") . . . . .	1

\*NOTE: For service order G34862 service kit.

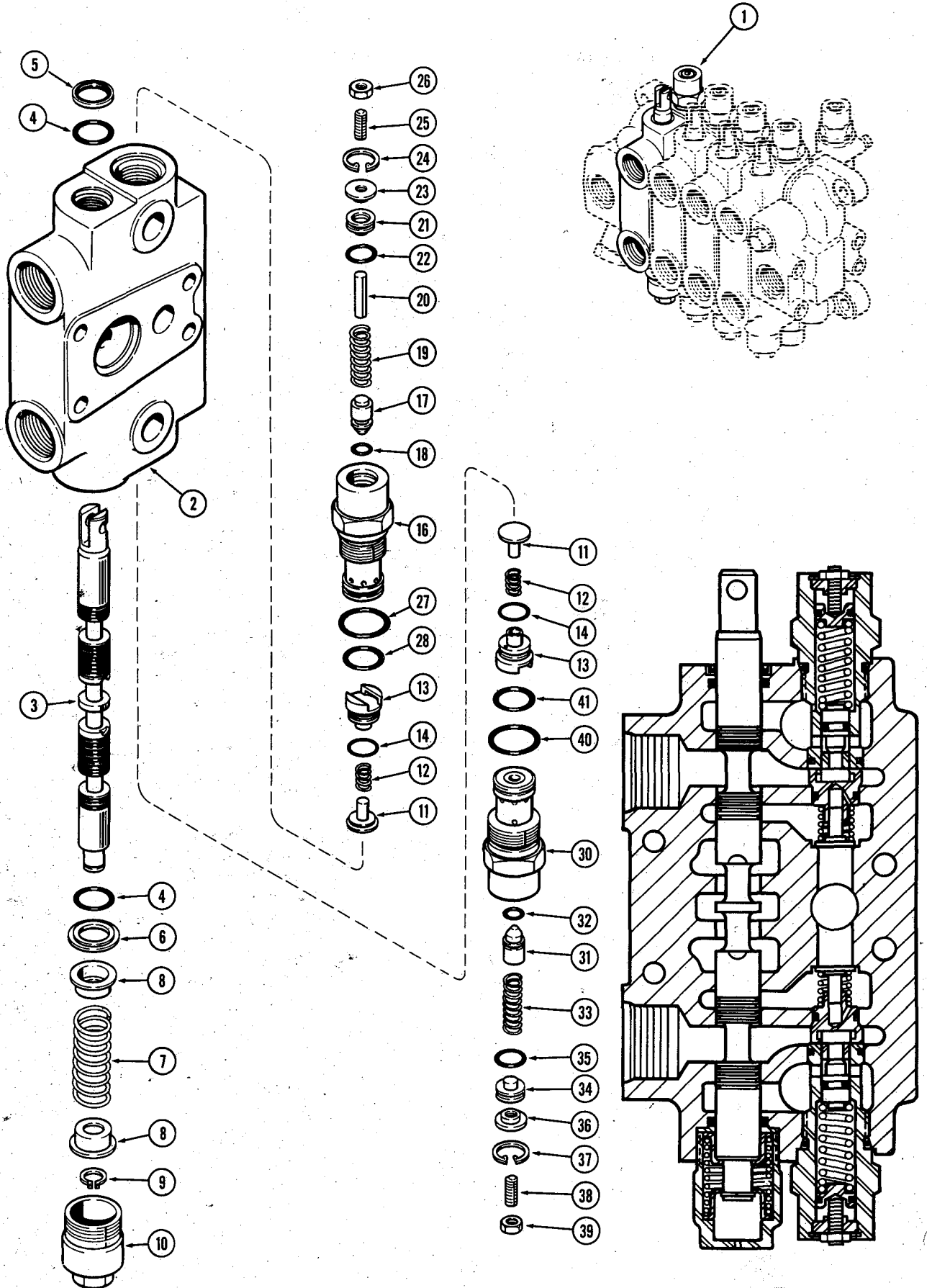
## G33121 DIPPER EXTENSION

REF.	PART NO.	DESCRIPTION	REQ'D.
28	G 33121	VALVE ASSEMBLY - dipper extension . . . . .	2
29	NSS	BODY - valve . . . . .	1
30	NSS	SPOOL - valve . . . . .	1
31	A 27365	"O" RING - body (3/4" x 15/16" x 3/32") . . . . .	2
32	A 32309	SEAL - valve spool (3/4" x 1" x 1/8") . . . . .	1
33	G 33803	RETAINER - body "O" ring . . . . .	1
34	G 34463	SPRING - spool centering (2-9/32" free length) . . . . .	1
35	G 33075	RETAINER - centering spring . . . . .	2
36	G 33077	RING - snap, retainer . . . . .	1
37	G 33080	CAP - centering spring . . . . .	1
38	G 33081	POPPET - load check . . . . .	2
39	G 33573	SPRING - load check (11/16" free length) . . . . .	1
40	G 33084	PLUG - load check . . . . .	2
41	G 33686	"O" RING - plug (5/8" x 3/4" x 1/16") . . . . .	2
42	G 33122	PLUG ASSEMBLY - relief port . . . . .	2
43	G 33093	"O" RING - plug (3/4" x 7/8" x 1/16") . . . . .	1
44	218- 5008	"O" RING - plug (15/16" x 1-1/8" x 1/8") . . . . .	1



## G34941 SWING SECTION

REF.	PART NO.	DESCRIPTION	REQ'D.
1	G 34941	VALVE ASSEMBLY - swing section	1
2	NSS	BODY - swing valve	1
3	NSS	SPOOL - swing valve	1
4	A 27365	"O" RING - body (3/4" x 15/16" x 3/32")	2
5	A 32309	SEAL - valve spool (3/4" x 1" x 1/8")	1
6	G 33803	RETAINER - body "O" ring	1
7	G 34463	SPRING - spool centering (2-9/32" free length)	1
8	G 33075	RETAINER - centering spring	2
9	G 33077	RING - snap, retainer to spool	1
10	G 33080	CAP - centering spring	1
11	G 33081	POPPET - load check valve	2
12	G 33573	SPRING - load check valve (11/16" free length)	2
13	G 33084	PLUG - load check valve	2
14	G 33686	"O"RING - plug (5/8" x 3/4" x 1/16")	2
15	G 34938	POPPET - anti-cavity valve	2
16	G 34458	SPRING - anti-cavity valve (1-3/32" free length)	2
17	G 34937	PLUG - anti-cavity valve	2
18	218- 5007	"O"RING - plug (3/4" x 15/16" x 3/32")	2
	G 34657	VALVE ASSEMBLY - relief (2200 PSI)	2
19	NSS	BODY - relief valve	1
20	G 33089	POPPET - relief valve	1
21	A 28090	"O"RING - poppet (5/16" x 7/16" x 1/16")	1
22	G 33090	SPRING - relief valve (1-25/32" free length)	1
23	G 34455	PIN - stop, relief valve spring	1
24	G 33091	PISTON - relief valve	1
25	D 31409	"O"RING - piston (1/2" x 5/8" x 1/16")	1
26	G 33092	RETAINER - relief valve	1
27	G 46150	RING - snap, retainer	1
28	178- 630	SCREW - set, piston adjusting (1/4" x 3/4" NC, socket, headless, oval point)	1
29	25- 144	NUT - lock, set screw (1/4" NC hex, jam)	1
30	218- 5008	"O"RING - valve body (15/16" x 1-1/8" x 1/8")	1
31	G 33093	"O"RING - valve body (3/4" x 7/8" x 1/16")	1

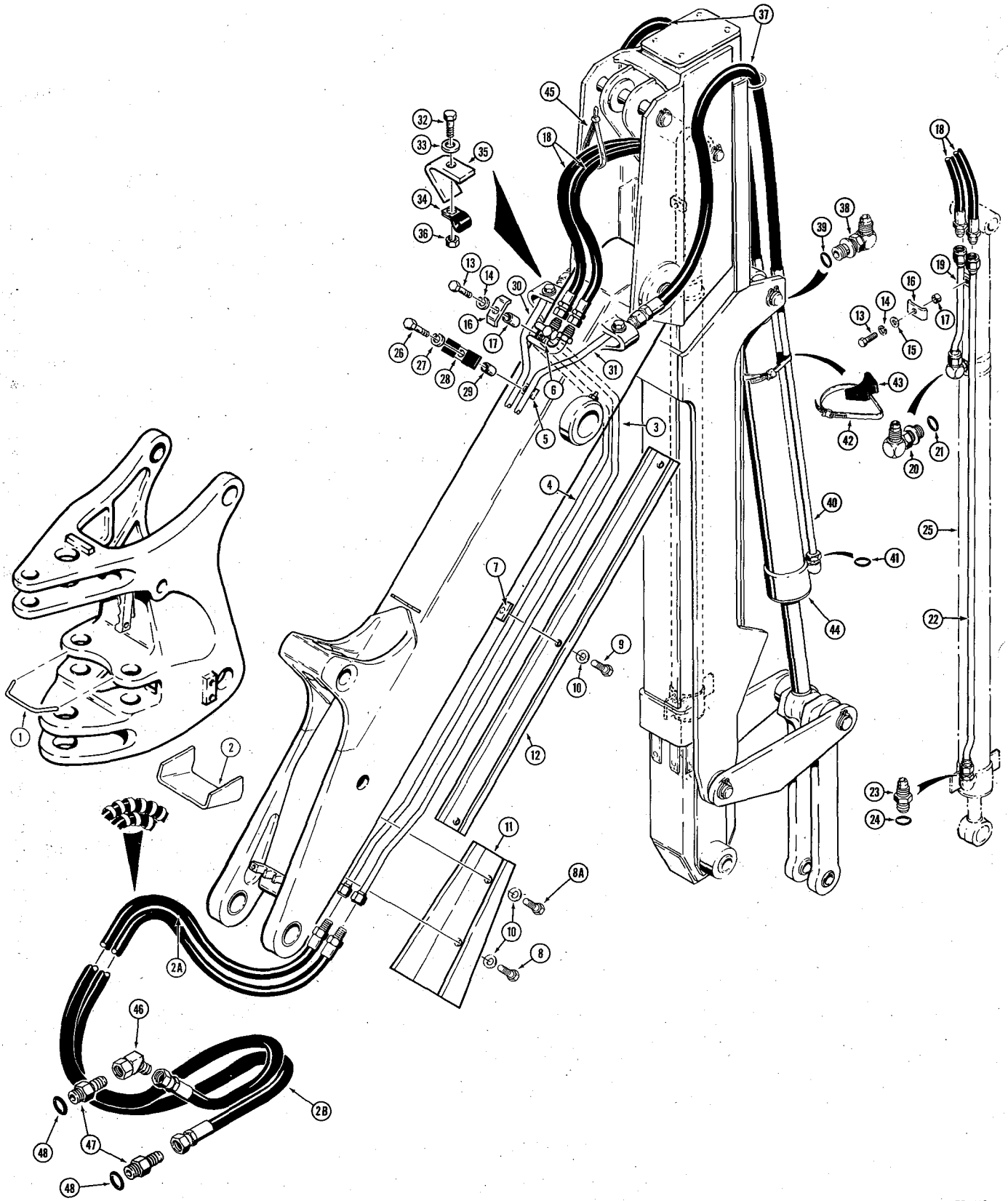




## G33099 BOOM SECTION

REF.	PART NO.	DESCRIPTION	REQ'D.
1	G 33099	VALVE ASSEMBLY - boom section	1
2	NSS	BODY - valve section	1
3	NSS	SPOOL - boom valve	1
4	A 27365	"O" RING - body (3/4" x 15/16" x 3/32")	2
5	A 32309	SEAL - valve spool (3/4" x 1" x 1/8")	1
6	G 33803	RETAINER - body "O" ring	1
7	G 34463	SPRING - spool centering (2-9/32" free length)	1
8	G 33075	RETAINER - centering spring	2
9	G 33077	RING - snap, retainer	1
10	G 33080	CAP - centering spring	1
11	G 33081	POPPET - load check	2
12	G 33573	SPRING - load check (11/16" free length)	2
13	G 33084	PLUG - load check	2
14	G 33686	"O" RING - plug (5/8" x 3/4" x 1/16")	2
15	*G 33100	VALVE ASSEMBLY - upper (1000 PSI) Not shown	1
16	NSS	BODY - relief valve	1
17	G 33089	POPPET - relief valve	1
18	A 28090	"O" RING - poppet (5/16" x 7/16" x 1/16")	1
19	G 33090	SPRING - relief valve (1-25/32" free length)	1
20	G 33241	PIN - stop, relief valve	1
21	G 33091	PISTON - relief valve	1
22	D 31409	"O" RING - piston (1/2" x 5/8" x 1/16")	1
23	G 33092	RETAINER - relief valve	1
24	G 46150	RING - snap, retainer	1
25	178- 630	SCREW - set, piston (1/4" NC x 3/4") Hex. socket, headless, oval point	1
26	25- 144	NUT - lock, set screw (1/4" NC hex., jam)	1
27	218- 5008	"O" RING - valve body (15/16" x 1-1/8" x 1/8")	1
28	G 33093	"O" RING - valve body (3/4" x 7/8" x 1/16")	1
29	*G 34043	VALVE ASSEMBLY - relief, lower (2750 PSI) Not shown	1
30	NSS	BODY - relief valve	1
31	G 33089	POPPET - relief valve	1
32	A 28090	"O" RING - poppet (5/16" x 7/16" x 1/16")	1
33	G 33090	SPRING - relief valve (1-25/32" free length)	1
34	G 33091	PISTON - relief valve	1
35	D 31409	"O" RING - piston (1/2" x 5/8" x 1/16")	1
36	G 33092	RETAINER - relief valve	1
37	G 46150	RING - snap, retainer	1
38	178- 630	SCREW - set, piston (1/4" NC x 3/4") Hex. socket, headless, oval point	1
39	25- 144	NUT - lock, set screw (1/4" NC hex., jam)	1
40	218- 5008	"O" RING - valve body (15/16" x 1-1/8" x 1/8")	1
41	G 33093	"O" RING - valve body (3/4" x 7/8" x 1/16")	1

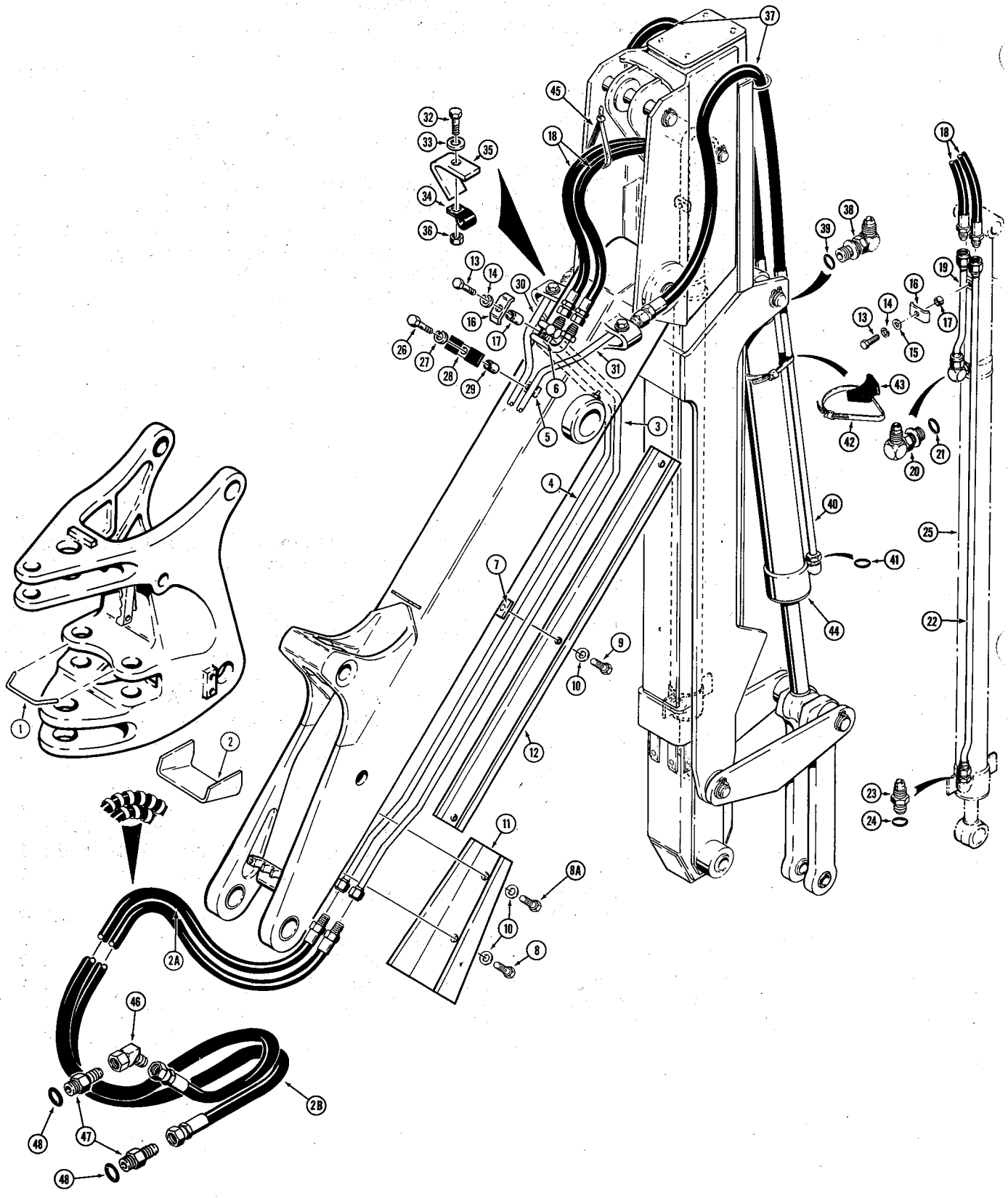
\*NOTE: For service order G34862 service kit.



**HYDRAULIC EXTENDABLE DIPPER  
(EXTENSION HYDRAULICS AND CYLINDERS)**

REF.	PART NO.	DESCRIPTION	REQ'D.
1	D 54702	GUIDE - hose retaining	1
2	D 56194	GUARD - hose	1
2A	D 69522	HOSE - valve to dipper extension cylinder (56" long)	1
2B	D 69523	HOSE - valve to dipper extension cylinder (58" long)	1
3	D 55464	TUBE - dipper extension, intermediate (R.H.)	1
4	D 55466	TUBE - dipper extension, intermediate (L.H.)	1
5	D 50004	BLOCK - tapped, tube clamp bucket cylinder hydraulics	1
6	D 52569	BLOCK - tapped, tube clamp extension cylinder hydraulics	1
7	D 52843	BLOCK - tapped, tube guard (Under side of boom)	5
8	13- 828	HHCS - 1/2" - 13 NC x 1-3/4"	1
8A	13- 824	HHCS - 1/2" - 13 NC x 1-1/2"	1
9	13- 812	HHCS - 1/2" - 13 NC x 3/4"	3
10	95- 8	WASHER - plain (1/2")	5
11	D 54420	GUARD - tube, lower	1
12	D 54137	GUARD - tube, upper	1
13	13- 624	HHCS - 3/8" - 16 NC x 1-1/2"	2
14	92- 6	WASHER - med sect lock (3/8")	2
15	195- 25	WASHER - plain (3/8")	1
16	D 40236	CLAMP - tube	2
17	D 33552	SPACER - tube clamp	2
18	D 32284	HOSE - dipper extension valve to extension cylinder (40" long)	2
19	D 52572	TUBE - extension cylinder, closed end	1
20	218- 5107	ELBOW - 90°, adjustable	1
21	218- 5007	SEAL - "O"ring	1
22	D 52574	TUBE - extension cylinder, rod end	1
23	218- 5062	CONNECTOR - straight, male	1
24	218- 5007	SEAL - "O"ring	1
25	G 33142	CYLINDER - dipper extension (See page 235B for proper cylinder)	1
26	13- 624	HHCS - 3/8" - 16 NC x 1-1/2"	1
27	92- 6	WASHER - med. sect. lock (3/8")	1
28	D 40236	CLAMP - tube	1
29	D 36040	SPACER - tube	1
30	D 69544	TUBE - control valve to bucket cylinder, intermediate (L.H.)	1
31	D 69542	TUBE - control valve to bucket cylinder, intermediate (R.H.)	1
32	13- 616	HHCS - 3/8" - 16 NC x 1"	2
33	195- 25	WASHER - standard wrot (3/8")	2
34	49858	CLAMP - tube	2
35	D 45559	BRACKET - tube clamp mounting	2
36	131- 5	NUT - hex., lock (3/8" - 16 NC)	2
37	D 52566	HOSE - tube to bucket cylinder (70" long)	2
38	218- 5123	ELBOW - adjustable, 90°	1
39	218- 5007	SEAL - "O"ring	1

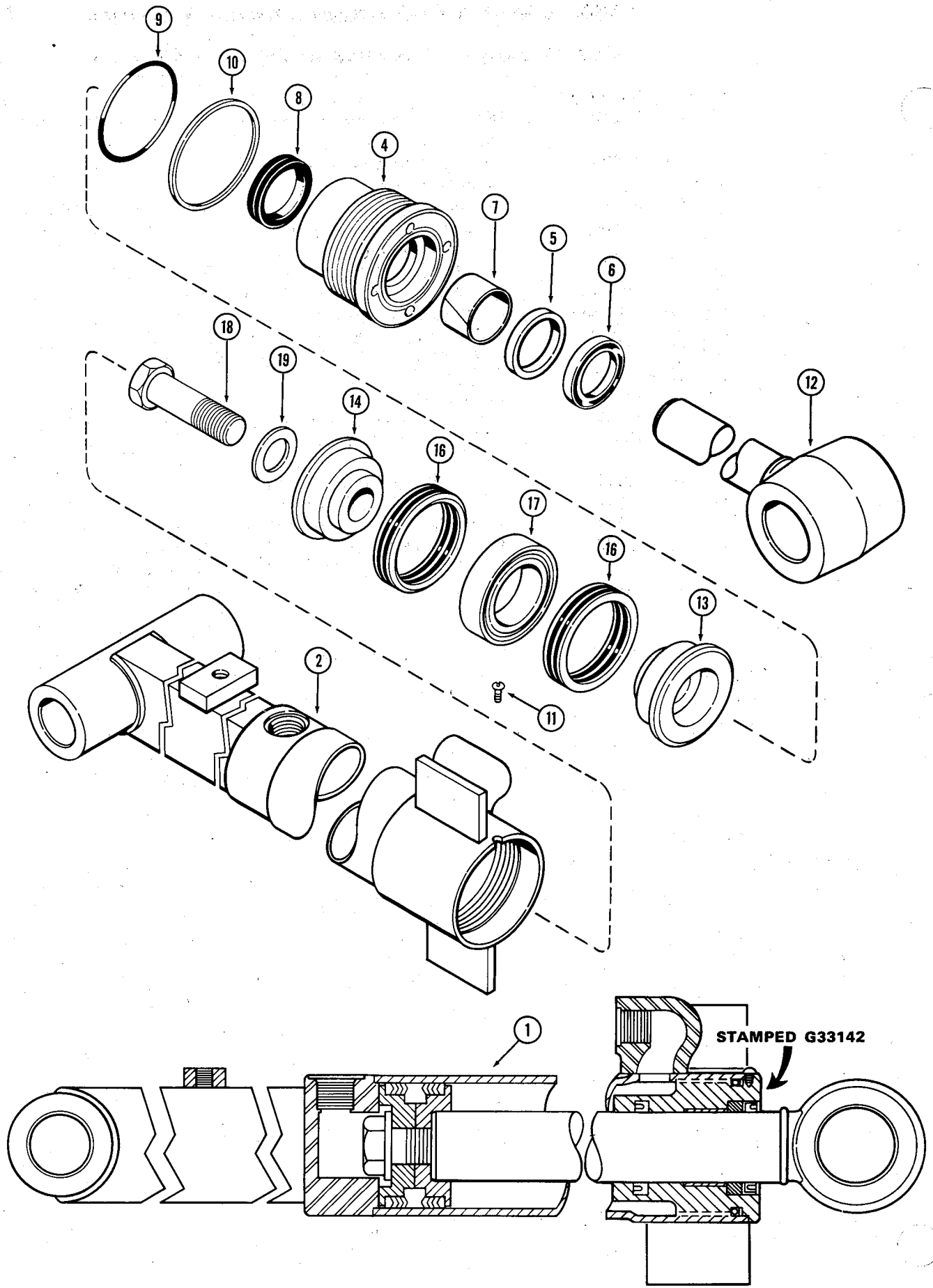
(Con't on next page)



**HYDRAULIC EXTENDABLE DIPPER  
(EXTENSION HYDRAULICS AND CYLINDERS)**

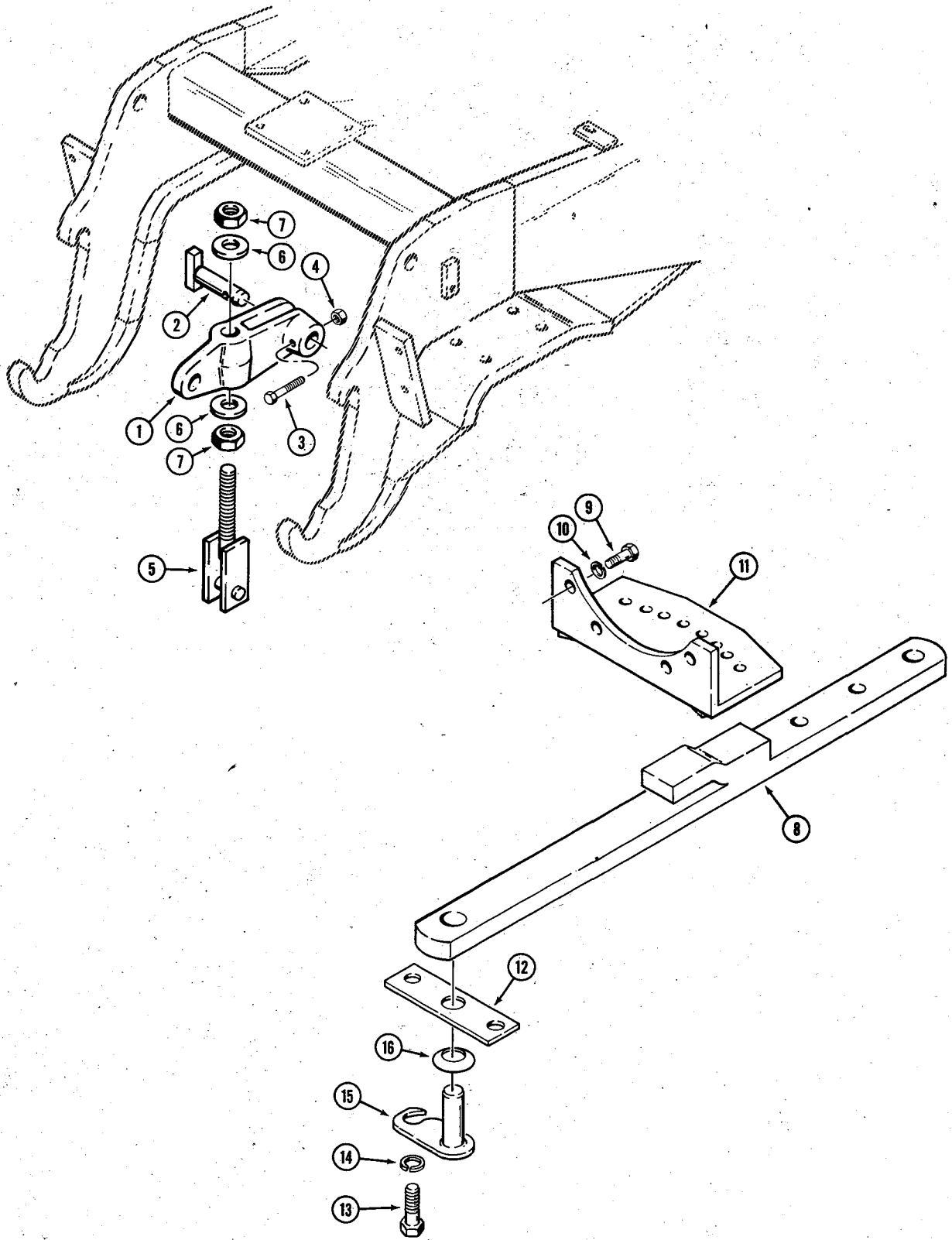
REF.	PART NO.	DESCRIPTION	REQ'D.
40	D 55050	TUBE - bucket cylinder, rod end . . . . .	1
41	218- 5007	SEAL - "O"ring . . . . .	1
42	214- 269	CLAMP - tube to cylinder . . . . .	1
43	D 38648	SPACER - clamp . . . . .	1
44	REF.	CYLINDER - hydraulic bucket (See page 217 for proper cylinder) . . . . .	1
45	L 11541	STRAP - hose tie . . . . .	1
46	218- 5175	ELBOW - 45°, adjustable (Upper port) . . . . .	1
47	218- 5077	CONNECTOR - male, straight . . . . .	2
48	218- 5010	SEAL - "O"ring . . . . .	1

235A



## G33142 BACKHOE DIPPER EXTENSION CYLINDER

REF.	PART NO.	DESCRIPTION	REQ'D.
1	G 33142	CYLINDER ASSEMBLY - dipper extension (3" dia. x 48" stroke) . . . . .	1
2	G 32699	TUBE - cylinder body . . . . .	1
3		RESERVED	
	G 34328	GLAND ASSEMBLY - hand stamp for identification . . . . .	1
4	NSS	GLAND . . . . .	1
5	NSS	RING - center bearing . . . . .	1
6*	D 95142	WIPER - piston rod (1-1/2" x 2" x 5/16") . . . . .	1
7*	G 34302	BEARING - center . . . . .	1
8*	D 36969**	SEAL - piston rod (1-1/2" x 2" x 7/16") . . . . .	1
9*	A 30095	"O" RING - gland (3" x 3-1/4" x 1/8") . . . . .	1
10*	G 32122	RING - gland "O" ring backup . . . . .	1
11	187- 1031	SCREW - gland lock (#8 - 32 NC x 1/4" self tapping) . . . . .	1
12	G 33143	ROD - piston (1-1/2" dia.) . . . . .	1
13	G 33150	PISTON - split (Rod end) . . . . .	1
14	D 28366	PISTON - split (Bolt end) . . . . .	1
15		RESERVED	
*	G 33151	PACKING ASSEMBLY - piston . . . . .	1
16	NSS	PACKING ASSEMBLY - "V" type . . . . .	2
17	NSS	RING - center bearing . . . . .	1
18	28- 1240	BOLT - piston (3/4" x 2-1/2" NF, hex.) . . . . .	1
19	G 32317	WASHER - piston bolt (7/8" x 1-3/8" x 1/8") . . . . .	1
	G 34332	SEAL KIT - cylinder repair (Includes all items with an asterisk) . . . . .	1
**G	100776	SEAL - piston rod (Extreme heat or cold) . . . . .	1



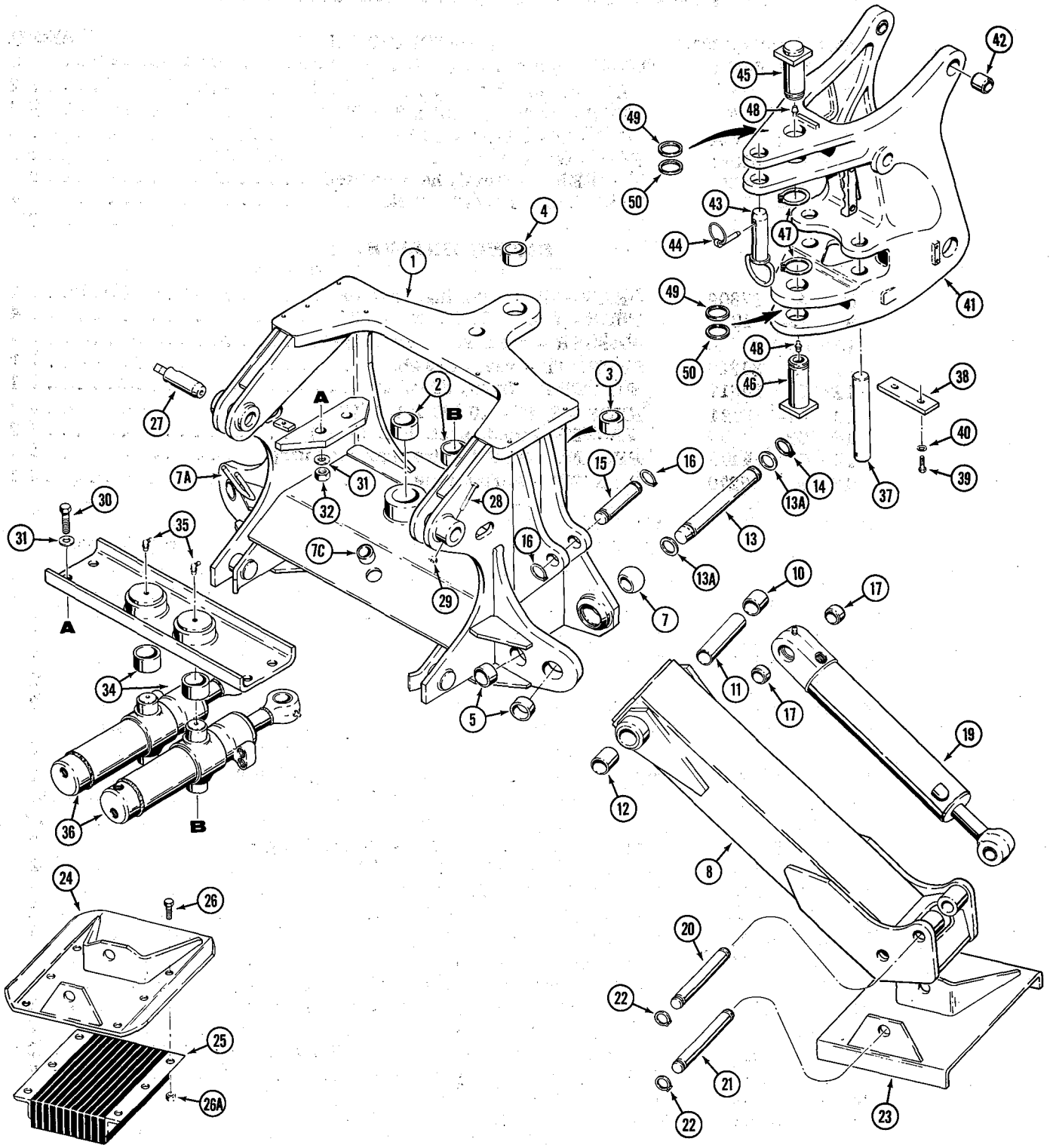


## BACKHOE MOUNTING PARTS AND SWING DRAWBAR

REF.	PART NO.	DESCRIPTION	REQ'D.
1	D 64962	LINK - upper	2
2	D 71870	PIN - upper link	2
3	13- 860	HHCS - 1/2" - 13 NC x 3-3/4"	2
4	131- 654	NUT - hex. 1/2" - 13 NC	2
5	D 61065	ROD - tension	2
6	D 64968	WASHER - special, heat treated	4
7	25- 1020	NUT - hex., 1-1/4" - 7 NC	4

## SWING DRAWBAR

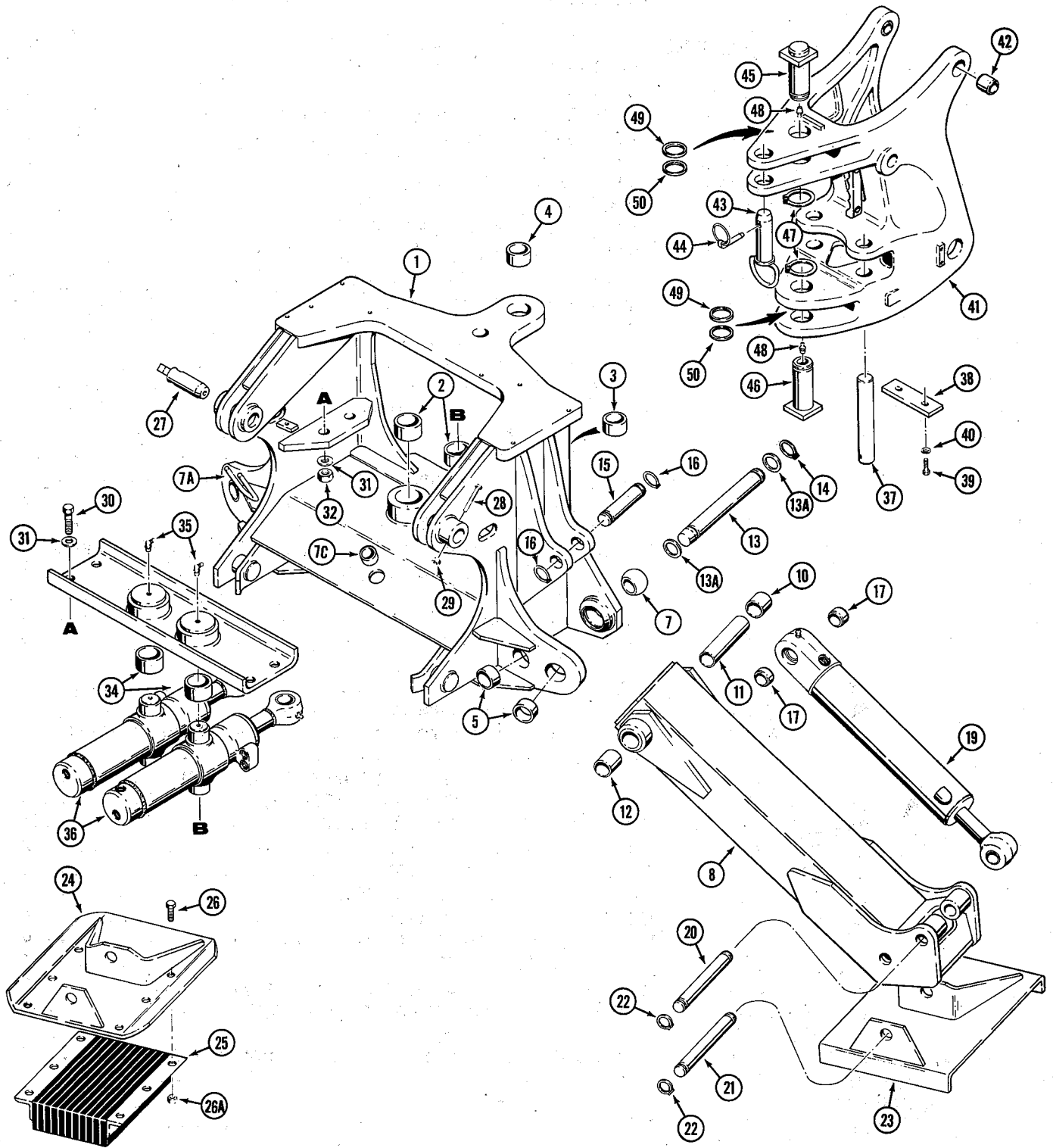
8	A 37809	DRAWBAR - swinging, tractor	1
9	13- 1024	HHCS - 5/8" - 11 NC x 1-1/2"	4
10	92- 10	WASHER - med. sect. lock (5/8")	4
11	G 30266	SUPPORT - rear, drawbar	1
12	G 10617	SUPPORT - front, drawbar	1
13	13- 1224	HHCS - 3/4" - 10 NC x 1-1/2"	2
14	92- 12	WASHER - med. sect. lock (3/4")	2
15	G 14403	PIN AND LATCH - drawbar mounting	1
16	A 35270	WASHER - spring type	1



## MOUNTING FRAME AND STABILIZERS

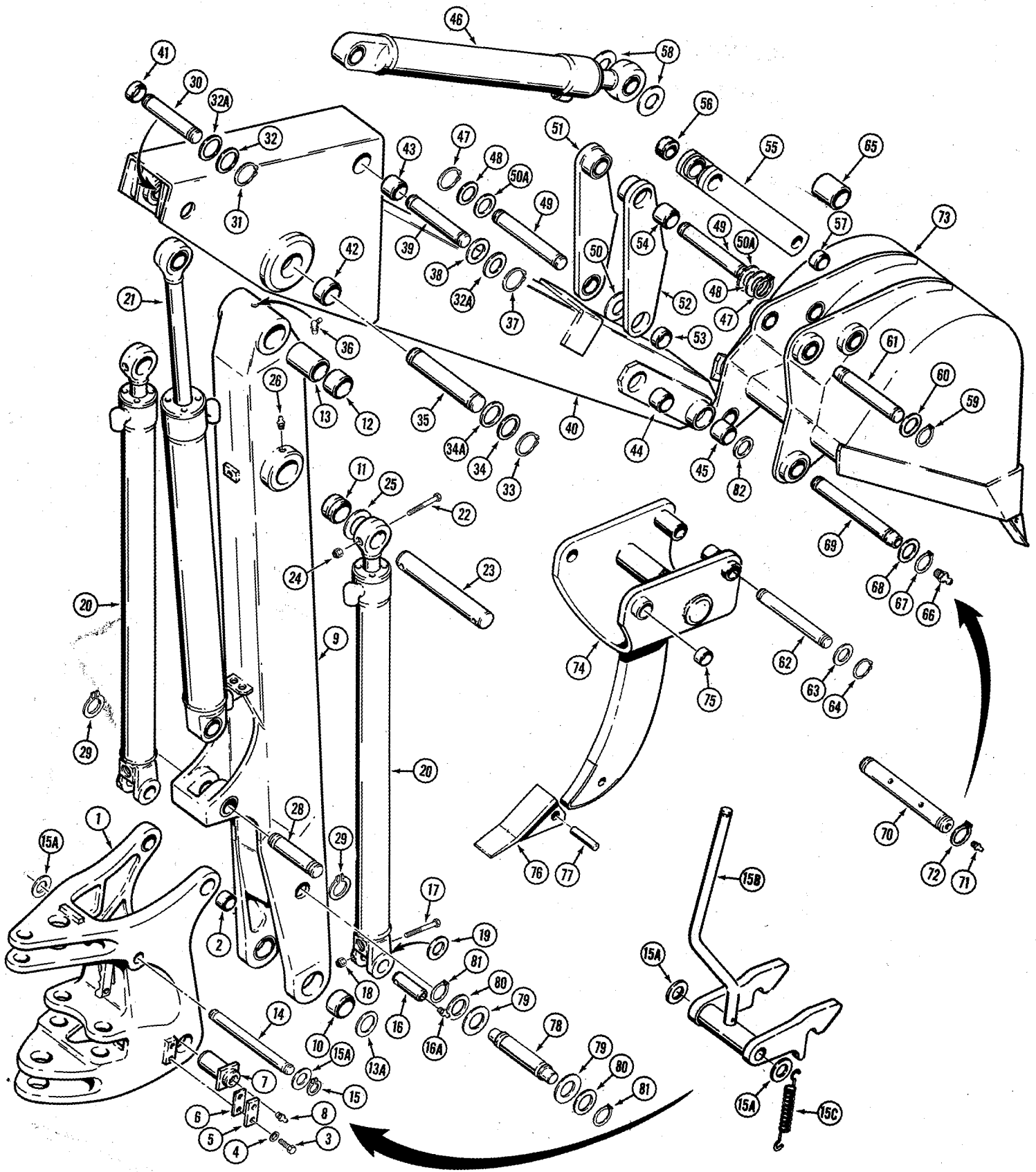
REF	PART NO.	DESCRIPTION	REQ'D.
1	D 67790	FRAME - backhoe mounting (Order (2) D60803 inner races, REF. No. 7 also (1) 41-1032 plug, Ref. No. 7A) . . . . .	1
2	D 60159	BUSHING - swing cylinder pivot, lower . . . . .	2
3	D 31142	BUSHING - frame, at swing tower (Lower) . . . . .	1
4	D 30756	BUSHING - frame, at swing tower (Upper) . . . . .	1
5	D 43940	BUSHING - stabilizer anchor (Press-in type) . . . . .	4
6	D 61298	GUIDE - hose . . . . .	1
7	D 60803	RACE - inner, stabilizer anchor . . . . .	2
7A	41- 1032	PLUG - core hole (2" dia.) . . . . .	1
8	D 50292	LEG - stabilizer, R.H. (Includes ref. nos. 10, 11 and 12) . . .	1
9	D 50293	LEG - stabilizer, L.H. (Includes ref. nos. 10, 11 and 12) Not shown . . . . .	1
10	D 37495	BUSHING - leg to frame (1-1/4" long) . . . . .	1
11	D 54013	SPACER - bushing . . . . .	1
12	D 37443	BUSHING - leg to frame (2" long) . . . . .	1
13	D 67308	PIN - stabilizer leg to frame . . . . .	2
13A	195- 2152	WASHER - flat, 1-3/4" . . . . .	4
14	D 25280	RING - pin retaining . . . . .	4
15	D 29483	PIN - stabilizer cylinder to frame . . . . .	2
16	D 25279	RING - pin retaining . . . . .	4
17	D 50337	SPACER - cylinder to frame . . . . .	4
18	REF.	CYLINDER - hydraulic, L.H. stabilizer (Not shown) See page 209 and 209B for proper cylinder . . . . .	1
19	REF.	CYLINDER - hydraulic, R.H. stabilizer (See page 209 and 209B for proper cylinder) . . . . .	1
20	D 50695	PIN - stabilizer cylinder to leg . . . . .	2
21	D 50696	PIN - stabilizer foot to leg . . . . .	2
22	D 25279	RING - pin retaining . . . . .	8
23	D 64621	FOOT - stabilizer, cleated . . . . .	2
24	D 61376	FOOT - stabilizer, street or cemetery pad (Optional) Uses D61368 pad . . . . .	2
25	D 61368	PAD - rubber, D61376 stabilizer foot (Optional) . . . . .	2
26	113- 713	HHCS - 3/4" - 10 NC x 1-3/4" (Plated) . . . . .	12
26A	129- 108	NUT - hex. (3/4" - 10 NC) Plated . . . . .	12
27	D 56335	PIN - tractor to backhoe mounting frame . . . . .	2
28	13- 856	HHCS - 1/2" - 13 NC x 3-1/2" . . . . .	2
29	131- 654	NUT - hex., lock (1/2" - 13 NC) . . . . .	2
30	13- 1640	HHCS - 1" - 8 NC x 2-1/2" . . . . .	4
31	D 36505	WASHER - special, hardened . . . . .	8
32	25- 1016	NUT - hex (1" - 8 NC) . . . . .	4
33	D 60169	PLATE - retainer, swing cylinder (Upper) . . . . .	1
34	D 60159	BUSHING - swing cylinder pivot, upper . . . . .	2
35	219- 55	FITTING - grease, 90° . . . . .	2
36	REF.	CYLINDER - hydraulic, swing (Parts list page 211) . . . . .	2
37	D 49863	PIN - swing cylinder to tower . . . . .	2
38	D 49864	PLATE - pin retaining . . . . .	1
39	13- 820	HHCS - 1/2" - 13 NC x 1-1/4" . . . . .	2

(Con't on next page)



## MOUNTING FRAME AND STABILIZERS

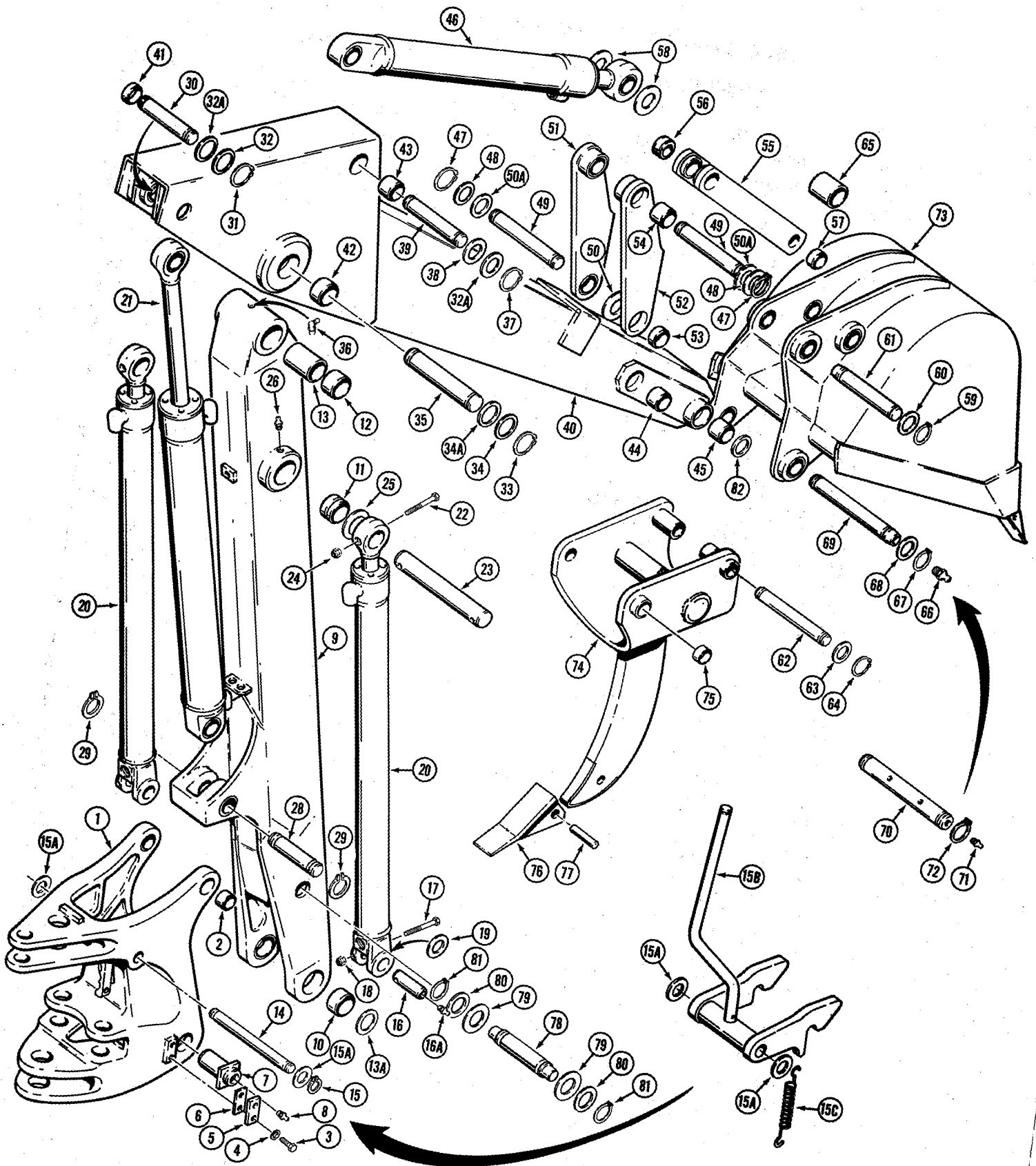
REF.	PART NO.	DESCRIPTION	REQ'D.
40	92- 8	WASHER - med. sect. lock (1/2")	2
41	D 67791	TOWER - swing	1
42	D 49429	BUSHING - at boom cylinder, closed end	2
43	D 49879	PIN - swing locking	1
44	D 33805	PIN - Klik	1
45	D 50170	PIN - tower to frame, upper	1
46	D 50170	PIN - tower to frame, lower	1
47	D 26919	RING - pin retaining	2
48	219- 1	FITTING - grease, straight (1/8" NPT)	2
49	195- 2155	WASHER - flat, spacer (105" thick)	UAR
50	R 10830	WASHER - flat, spacer (.0625" thick)	UAR



## TOWER, BOOM, DIPPER ARM AND BUCKET

REF.	PART NO.	DESCRIPTION	REQ'D.
1	D 67791	TOWER - swing	1
2	D 49429	BUSHING - at boom cylinder., closed end	2
3	13- 812	HHCS - 1/2" - 13 NC x 3/4"	4
4	92- 8	WASHER - med sect lock (1/2")	4
5	D 50149	BLOCK - pin locking	2
6		RESERVED	
7	D 50700	PIN - boom to swing tower	2
8	219- 1	FITTING - grease, straight (1/8" NPT)	2
9	D 69988	BOOM - backhoe	1
10	D 50698	BUSHING - boom pivot	2
11	D 95362	BUSHING - boom cylinder anchor	2
12	D 31142	BUSHING - dipper pivot	2
13	D 37416	SPACER - bushing	1
13A	D 44813	SHIM - spacer, between swing tower and boom	UAR
14	D 55996	SHAFT - pivot, boom lock	1
15	D 56051	RING - retaining, pin	2
15A	195- 2140	WASHER - plain (1-7/16" I.D. x 2" O.D.)	UAR
15B	D 69251	LEVER AND LATCH - transport lock	1
15C	D 54397	SPRING - transport latch	1
16	D 49866	PIN - boom cylinder to tower	2
16A	219- 1	FITTING - grease, straight (1/8" NPT)	2
17	13- 656	HHCS - 3/8" - 16 NC x 3-1/2"	2
18	131- 352	NUT - hex., lock (3/8" - 16 NC)	2
19	D 28610	WASHER - special (If used)	2
20	REF.	CYLINDER - hydraulic, boom (See page 213 for proper cylinder)	2
21	G 32079	CYLINDER - hydraulic, dipper (Parts list page 215)	1
22	13- 864	HHCS - 3/8" - 16 NC x 4"	2
23	D 49865	PIN - boom cylinder to boom	1
24	131- 354	NUT - hex., lock (1/2" - 13 NC)	2
25	195- 2155	WASHER - flat (2" I.D.)	2
26	219- 1	FITTING - grease, straight (1/8" NPT)	2
27		RESERVED	
28	D 72359	PIN - dipper cylinder to boom	1
29	D 25280	RING - retaining, pin	2
30	D 52522	PIN - dipper cylinder to dipper	1
31	D 25280	RING - retaining, pin	2
32	195- 2152	WASHER - flat (1-3/4" I.D.)	4
32A	30575	WASHER - flat	UAR
33	D 26919	RING - retaining, pin	2
34	195- 2155	WASHER - flat (2" I.D.)	4
34A	D 44813	SHIM - pin	UAR
35	D 45523	PIN - boom to dipper	1
36	219- 55	FITTING - grease, 90° (1/8" NPT)	1
37	D 25280	RING - retaining, pin	2
38	195- 2152	WASHER - flat (1-3/4" I.D.)	4
39	D 52522	PIN - dipper to bucket cylinder	1
40	D 63796	DIPPER ARM - backhoe	1
41	D 52434	BUSHING - dipper, at dipper cylinder	2
42	D 31142	BUSHING - dipper, at boom (1-1/2" long)	2

(Con't on next page)

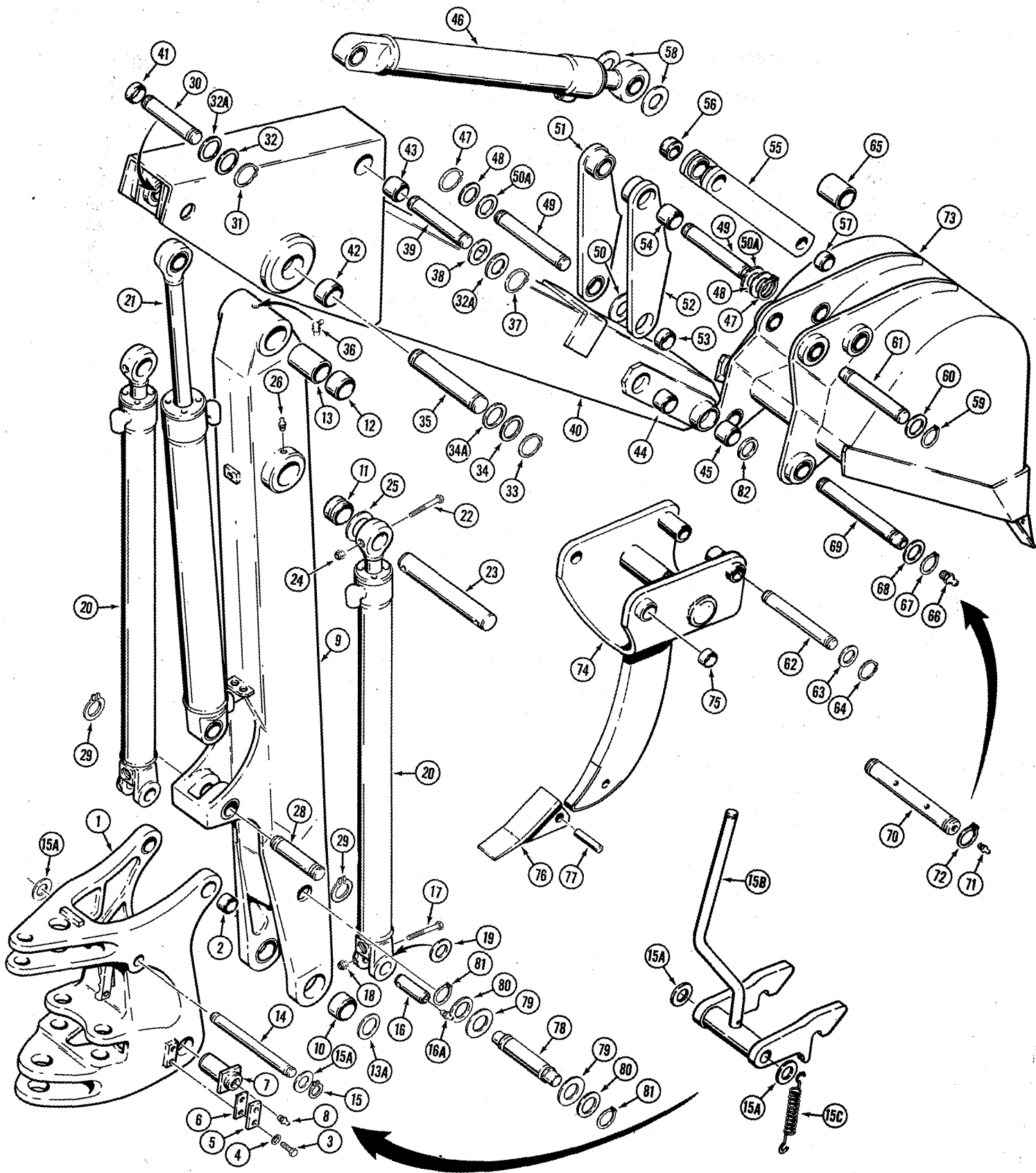




## TOWER, BOOM, DIPPER ARM AND BUCKET

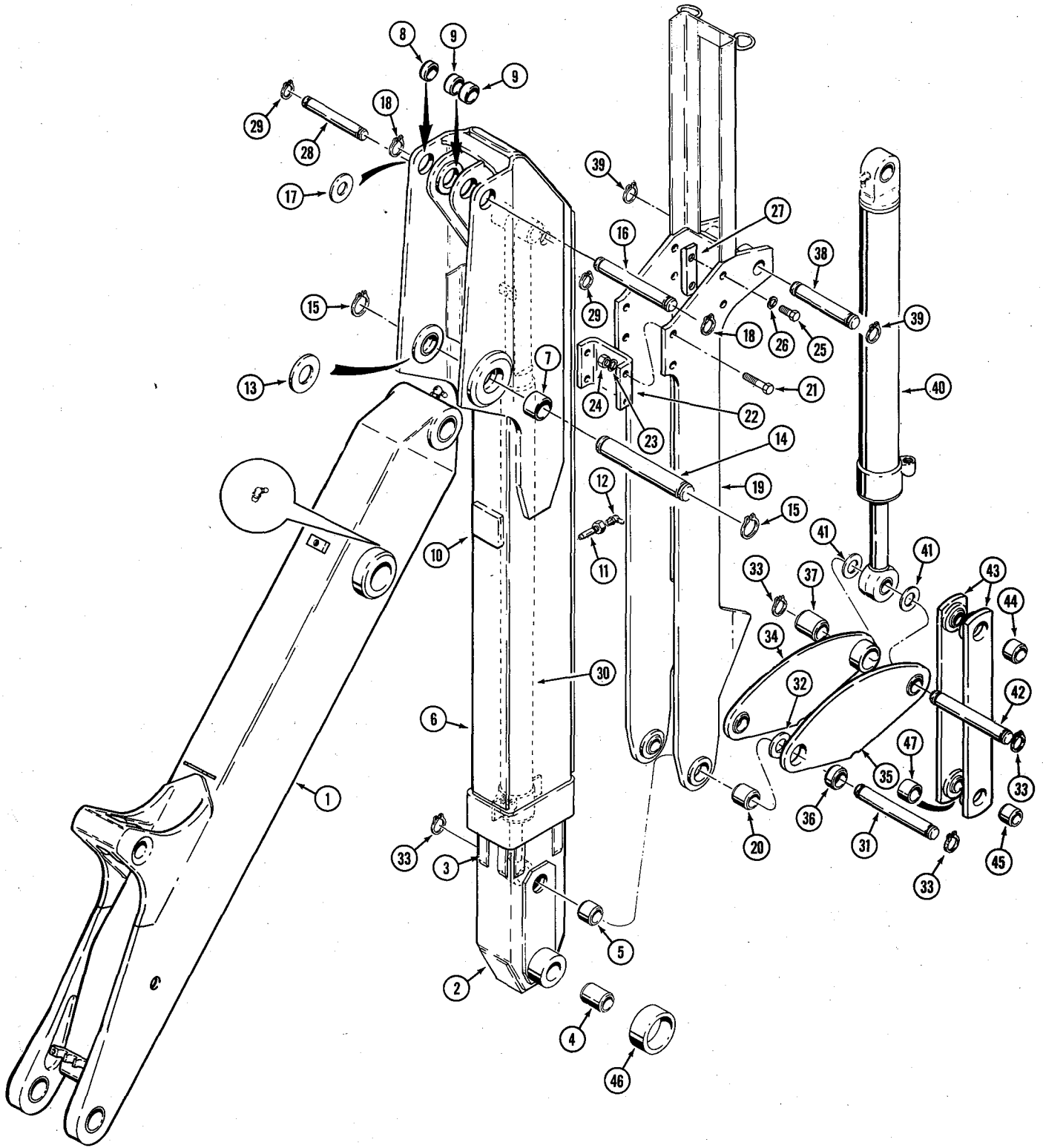
REF.	PART NO.	DESCRIPTION	REQ'D.
43	D 34340	BUSHING - dipper, at bucket cylinder (1" long) . . . . .	2
44	D 50146	BUSHING - dipper, at bucket links . . . . .	2
45	D 55626	BUSHING - dipper, at bucket . . . . .	2
46	REF.	CYLINDER - hydraulic, bucket (See page 217 for proper cylinder) . . . . .	1
47	D 25280	RING - retaining, pin . . . . .	4
48	195- 2152	WASHER - flat (1-3/4" I.D.) . . . . .	4
49	D 53818	PIN - bucket linkage to dipper arm . . . . .	2
50	D 55732	WASHER - special . . . . .	2
50A	30575	WASHER - flat . . . . .	UAR
51	D 61088	LINK - bucket cylinder to dipper arm (L.H.) . . . . .	1
52	D 61087	LINK - bucket cylinder to dipper arm (R.H.) . . . . .	1
53	D 46405	BUSHING - link, at dipper arm . . . . .	1
54	D 42788	BUSHING - link, at bucket cylinder . . . . .	1
55	D 61244	LINK - bucket cylinder to bucket . . . . .	2
56	D 37495	BUSHING - link, at bucket cylinder . . . . .	1
57	D 30933	BUSHING - link, at bucket . . . . .	1
58	195- 2152	WASHER - flat (1-3/4" I.D.) . . . . .	2
59	D 25279	RING - retaining . . . . .	2
60	D 28610	WASHER - special . . . . .	2
61	D 30899	PIN - link to bucket (Heavy duty buckets) . . . . .	1
61	D 37614	PIN - link to bucket (Used on all other buckets except heavy duty) . . . . .	1
62	D 54218	PIN - link to frost point (1-1/2" O.D. x 13-5/8" long) . . . . .	1
63	195- 63	WASHER - plain (1-9/16" I.D.) . . . . .	2
64	D 25279	RING - retaining . . . . .	2
65	D 37450	SPACER - link . . . . .	1
66	219- 1	FITTING - grease, straight (1/8" NPT) . . . . .	1
67	D 25280	RING - retaining . . . . .	2
68	195- 2152	WASHER - flat (1-3/4" I.D.) . . . . .	2
69	D 64799	PIN - dipper arm to bucket (All buckets except 12" buckets) . . . . .	1
70	D 55584	PIN - dipper arm to bucket (Lubricated) 12" buckets only . . . . .	1
71	219- 1	FITTING - grease, straight (1/8" NPT) . . . . .	2
72	D 25280	RING - pin retaining . . . . .	2

(Con't on next page)



## TOWER, BOOM, DIPPER ARM AND BUCKET

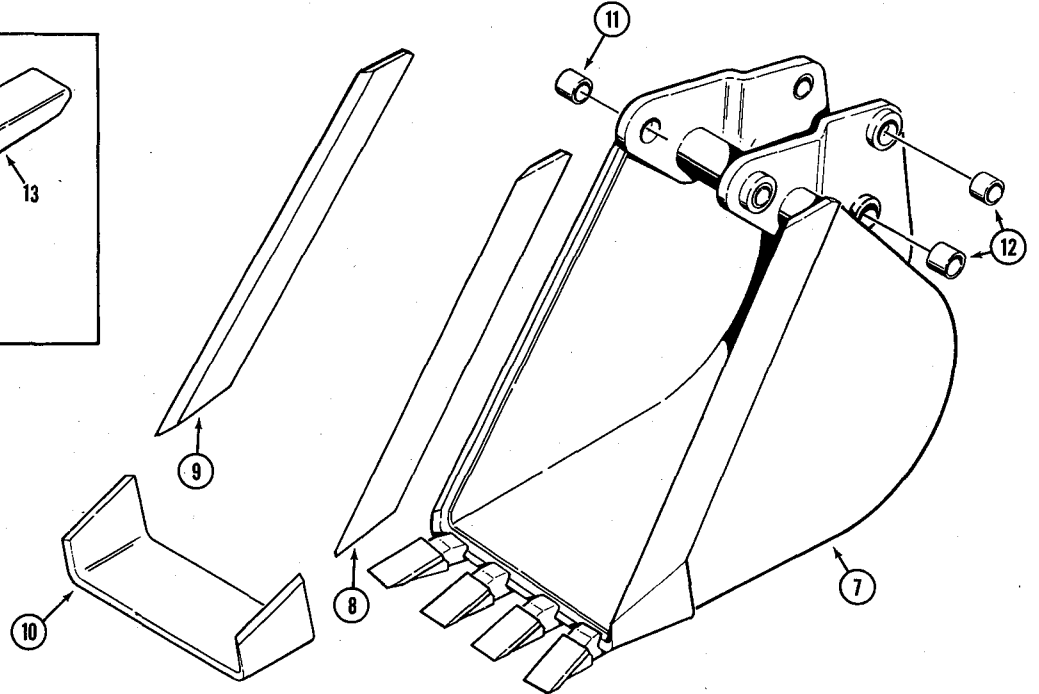
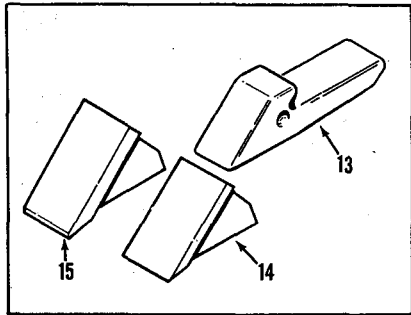
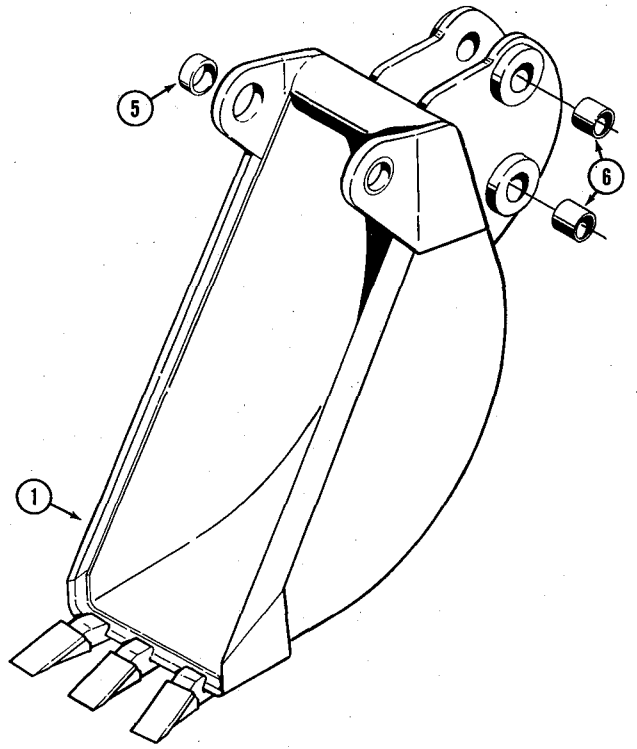
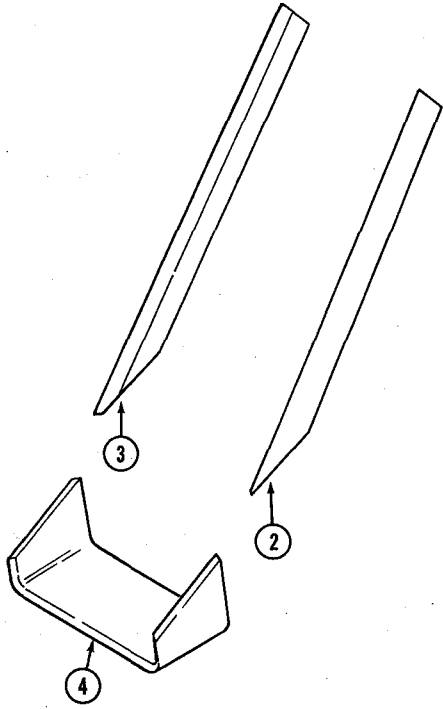
REF.	PART NO.	DESCRIPTION	REQ'D.
73	REF.	BUCKET - backhoe (See pages 251 thru 253B for options) . . .	1
74	D 54136	BODY - frost point . . . . .	1
75	D 37495	BUSHING - frost point pivot . . . . .	2
76	D 43416	POINT - tooth . . . . .	1
77	D 43417	FLEX PIN - point . . . . .	1
78	D 55082	PIN - lock, boom transport . . . . .	1
79	D 28610	WASHER - plain, 1-1/2" I.D. (.105" thick) . . . . .	UAR
80	D 31312	WASHER - plain, 1-1/2" I.D. (.062" thick) . . . . .	UAR
81	D 25279	RING - retaining, pin . . . . .	2
82	195- 2152	WASHER - flat, 1-3/4" . . . . .	2



**580C CONSTRUCTION KING LOADER BACKHOE  
HYDRAULIC EXTENDABLE DIPPER  
MECHANICAL PARTS**

**249**

REF.	PART NO.	DESCRIPTION	REQ'D.
1	REF.	BOOM - backhoe (See page 243 for boom)	1
2	D 55727	DIPPER ARM ASSEMBLY - extension	1
	D 16615	KIT - wear strip, 4 foot extendahoe	2
3	D 55688	WEAR STRIP - dipper slide, steel	4
4	D 50146	BUSHING - dipper arm, at bucket	2
5	D 37443	BUSHING - dipper arm, at bucket link	2
	D 61519	KIT - dipper housing	1
6	NSS	HOUSING - dipper	1
7	D 30756	BUSHING - at boom	2
8	D 34340	BUSHING - at dipper cylinder, L.H. side plate	1
9	D 46405	BUSHING - dipper cylinder, inner plate	2
10	D 61520	BLOCK - stop	1
11	219- 107	NOZZLE - extension, grease fitting	1
12	219- 55	FITTING - grease, 90° (1/8" NPT)	1
13	D 53561	SPACER - dipper housing to boom	2
14	D 45034	PIN - dipper housing to boom	1
15	D 26919	RING - pin retaining	2
16	D 37611	PIN - dipper cylinder to dipper housing	1
17	195- 2152	WASHER - flat (1-3/4" L.D.)	4
18	D 25280	RING - pin retaining	2
19	D 61744	EXTENSION ASSEMBLY - dipper	1
20	D 52521	BUSHING - bucket link pin	2
21	13- 828	HHCS - 1/2" - 13 NC x 1-3/4"	4
22	D 61701	PLATE - guide	1
23	92- 8	WASHER - med. sect. lock (1/2")	4
24	25- 108	NUT - hex (1/2" - 13 NC)	4
25	13- 820	HHCS - 1/2" - 13 NC x 1-1/4"	4
26	92- 8	WASHER - med. sect. lock (1/2")	4
27	D 54095	BLOCK - guide	2
28	D 44882	PIN - extension cylinder to housing	1
29	D 25279	RING - pin retaining	2
30	REF.	CYLINDER - hydraulic, dipper extension (Parts list page 235B)	1
31	D 53818	PIN - dipper and dipper extension to bucket links	1
32	195- 2152	WASHER - plain, bucket link to extension	UAR
33	D 25280	RING - pin retaining	4
34	D 61088	LINK - dipper and extension to dump links (L.H.)	1
35	D 61087	LINK - dipper and extension to dump links (R.H.)	1
36	D 46405	BUSHING - link, at dipper arm	1
37	D 42788	BUSHING - link, at bucket cylinder	1
38	D 37602	PIN - bucket cylinder to dipper extension	1
39	D 25280	RING - pin retaining	2
40	REF.	CYLINDER - hydraulic, bucket (Parts list page 217)	1
41	195- 2152	WASHER - plain, bucket cylinder to links	UAR
42	D 53818	PIN - bucket cylinder to links	1
43	D 61244	LINK - bucket dump	2
44	D 37495	BUSHING - link, at cylinder	1
45	D 30933	BUSHING - link, at bucket	1
46	D 52578	SPACER - dipper arm to bucket (If used)	2
47	D 37450	SPACER - bucket link	1



**BACKHOE BUCKETS (OPTIONAL TYPES)  
MACHINERY ITEM**

REF.	PART NO.	DESCRIPTION	REQ'D.
------	----------	-------------	--------

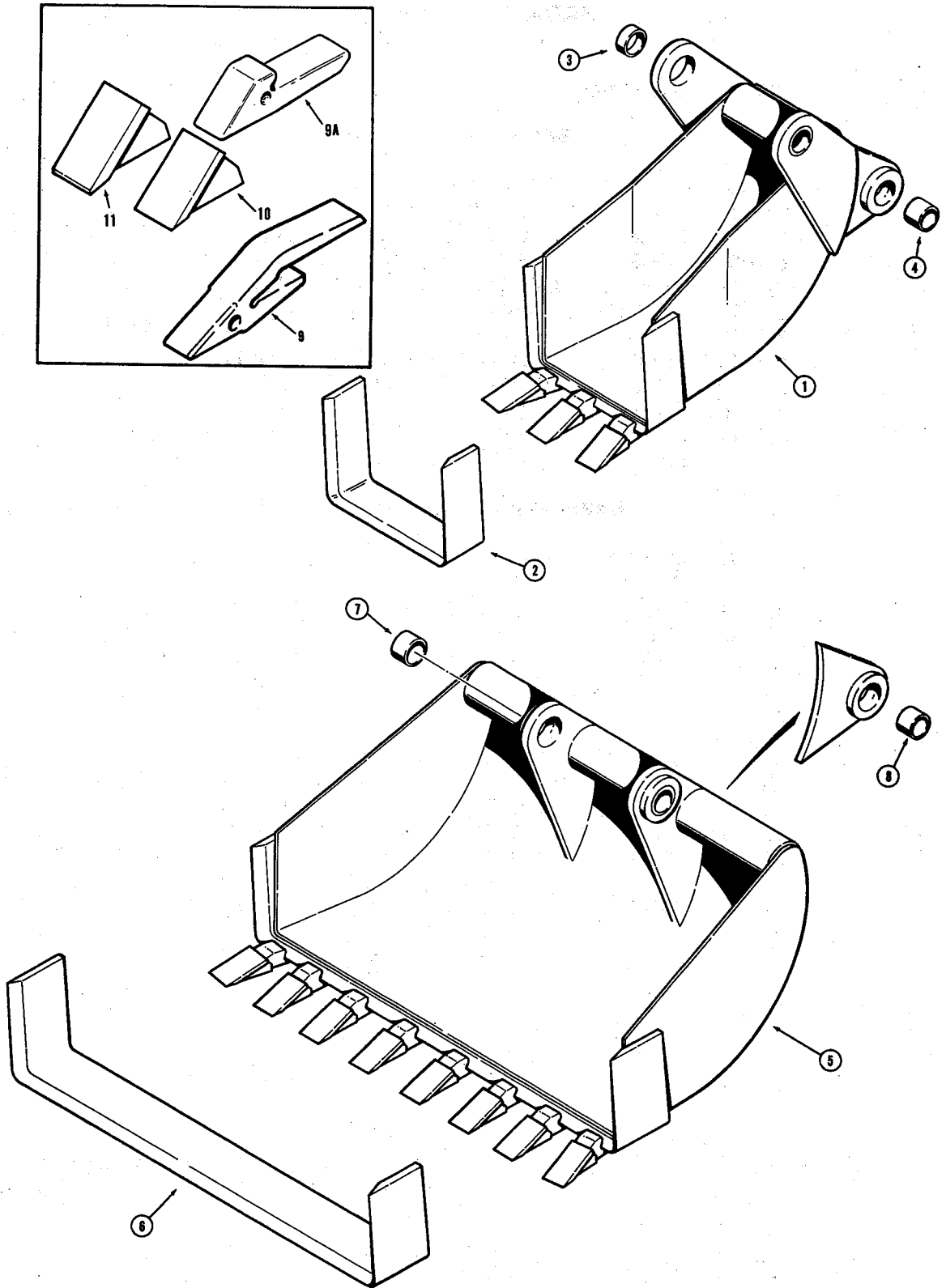
**TRENCHING BUCKETS (OPTIONAL TYPES)**

1	D	52642	BUCKET - backhoe, trenching (12 inch) Two hole position for bucket link pin . . . . .	1
2	D	29424	BLADE - cutting, R.H. side . . . . .	1
3	D	29423	BLADE - cutting, L.H. side . . . . .	1
4	D	37464	BLADE - cutting, center . . . . .	1
5	D	40243	BUSHING - bucket, at dipper arm . . . . .	2
6	D	30933	BUSHING - bucket, bucket link pin hole . . . . .	4
7	D	37473	BUCKET - backhoe, trenching (18 inch) . . . . .	1
8	D	21606	BLADE - cutting, R.H. side . . . . .	1
9	D	21605	BLADE - cutting, L.H. side . . . . .	1
10	D	37642	BLADE - cutting, center . . . . .	1
11	D	37495	BUSHING - bucket, at dipper arm . . . . .	2
12	D	30933	BUSHING - bucket, upper and lower bucket link pin hole. . . . .	4
7	D	37474	BUCKET - backhoe, trenching (24 inch) . . . . .	1
8	D	21606	BLADE - cutting, R.H. side . . . . .	1
9	D	21605	BLADE - cutting, L.H. side . . . . .	1
10	D	37507	BLADE - cutting, center . . . . .	1
11	D	37495	BUSHING - bucket, at dipper arm . . . . .	2
12	D	30933	BUSHING - bucket, upper and lower bucket link pin hole. . . . .	4
7	D	37475	BUCKET - backhoe, trenching (30 inch) . . . . .	1
8	D	21606	BLADE - cutting, R.H. side . . . . .	1
9	D	21605	BLADE - cutting, L.H. side . . . . .	1
10	D	37505	BLADE - cutting, center . . . . .	1
11	D	37495	BUSHING - bucket, at dipper arm . . . . .	2
12	D	30933	BUSHING - bucket, upper and lower bucket link pin hole. . . . .	4
7	D	37476	BUCKET - backhoe, trenching (36 inch) . . . . .	1
8	D	21606	BLADE - cutting, R.H. side . . . . .	1
9	D	21605	BLADE - cutting, L.H. side . . . . .	1
10	D	37471	BLADE - cutting, center . . . . .	1
11	D	37495	BUSHING - bucket, at dipper arm . . . . .	2
12	D	30933	BUSHING - bucket, upper and lower bucket link pin hole. . . . .	4

**BUCKET TEETH (STANDARD)**

13	D	58499	SHANK - tooth . . . . .	UAR
14	D	58576	POINT - tooth (H and L manufactured) 4-7/8" long . . . . .	UAR
14	D	58577	POINT - tooth (American Steel manufactured) 4-3/4" long . . . . .	UAR
15	D	58592	POINT - tooth (H and L manufactured) Heavy duty service option . . . . .	UAR
15	D	58593	POINT - tooth (American Steel manufactured) Heavy duty service option . . . . .	UAR

251A



750293



**BACKHOE BUCKETS (OPTIONAL TYPES)  
MACHINERY ITEM**

REF.	PART NO.	DESCRIPTION	REQ'D.
------	----------	-------------	--------

**BELLHOLE BUCKETS (MACHINERY ITEM)**

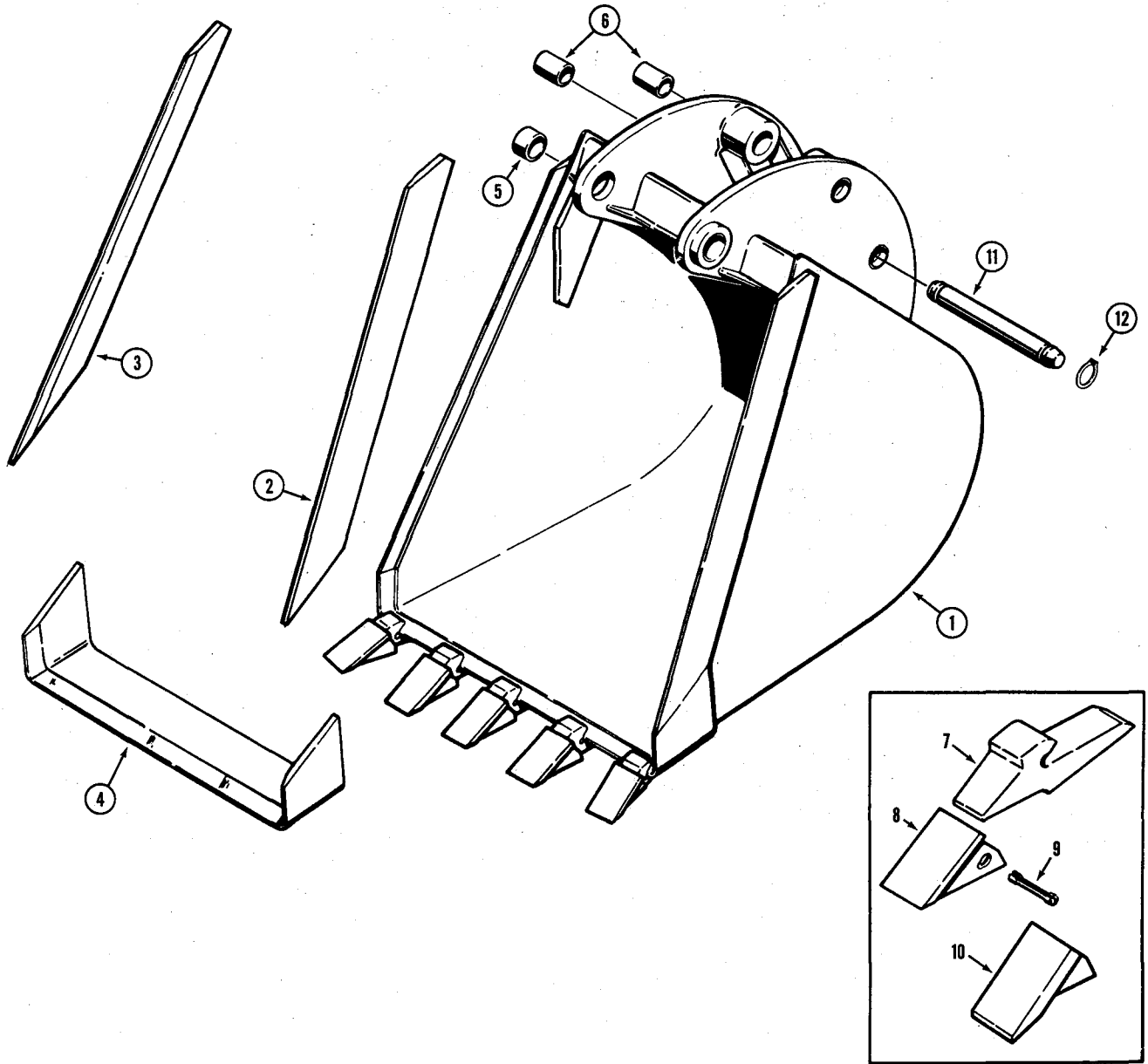
1	D	41547	BUCKET - backhoe, bellhole (12 inch) . . . . .	1
2	D	37490	BLADE - cutting . . . . .	1
3	D	40243	BUSHING - bucket, at dipper arm . . . . .	2
4	D	30933	BUSHING - bucket, bucket link pin hole . . . . .	2
1	D	41548	BUCKET - backhoe, bellhole (16 inch) . . . . .	1
2	D	37518	BLADE - cutting . . . . .	1
3	D	37495	BUSHING - bucket, at dipper arm . . . . .	2
4	D	30933	BUSHING - bucket, bucket link pin hole . . . . .	2
1	D	41549	BUCKET - backhoe, bellhole (30 inch) . . . . .	1
2	D	37515	BLADE - cutting . . . . .	1
3	D	37495	BUSHING - bucket, at dipper arm . . . . .	2
4	D	30933	BUSHING - bucket, bucket link pin hole . . . . .	2

**COMBINATION BELLHOLE AND GRAVEYARD BUCKET  
(MACHINERY ITEM)**

5	D	41550	BUCKET - backhoe, combination bellhole and graveyard (36 inch) . . . . .	1
6	D	37516	BLADE - cutting . . . . .	1
7	D	37495	BUSHING - bucket, at dipper arm . . . . .	2
8	D	30933	BUSHING - bucket, bucket link pin hole . . . . .	2

**BUCKET TEETH (STANDARD)**

9	D	58499	SHANK - tooth (Service option) . . . . .	UAR
9A	D	26368	SHANK - tooth (Original equipment) . . . . .	UAR
10	D	58576	POINT - tooth (H and L manufactured) 4-7/8" long . . . . .	UAR
10	D	58577	POINT - tooth (American Steel manufactured) 4-3/4" long . . . . .	UAR
11	D	58592	POINT - tooth (H and L manufactured) Heavy duty service option . . . . .	UAR
11	D	58593	POINT - tooth (American Steel manufactured) Heavy duty service option . . . . .	UAR



## BACKHOE BUCKET (OPTIONAL TYPES)

REF.	PART NO.	DESCRIPTION	REQ'D.
------	----------	-------------	--------

## TRENCHING BUCKETS-HEAVY DUTY (MACHINERY ITEM)

1	D	57546	BUCKET - backhoe, trenching (18")	1
2	D	57550	BLADE - cutting, R.H. side	1
3	D	57551	BLADE - cutting, L.H. side	1
4	D	57594	BLADE - cutting, center (18" long)	1
5	D	37495	BUSHING - bucket, at dipper arm	2
6	D	30933	BUSHING - bucket, at bucket link	4
1	D	57544	BUCKET - backhoe, trenching (24")	1
2	D	57550	BLADE - cutting, R.H. side	1
3	D	57551	BLADE - cutting, L.H. side	1
4	D	57591	BLADE - cutting, center (24" long)	1
5	D	37495	BUSHING - bucket, at dipper arm	2
6	D	30933	BUSHING - bucket, at bucket link	4
1	D	57543	BUCKET - backhoe, trenching (30")	1
2	D	57550	BLADE - cutting, R.H. side	1
3	D	57551	BLADE - cutting, L.H. side	1
4	D	57559	BLADE - cutting, center (30" long)	1
5	D	37495	BUSHING - bucket, at dipper arm	2
6	D	30933	BUSHING - bucket, at bucket link	4
1	D	57545	BUCKET - backhoe, trenching (36")	1
2	D	57550	BLADE - cutting, R.H. side	1
3	D	57551	BLADE - cutting, L.H. side	1
4	D	57595	BLADE - cutting, center (36" long)	1
5	D	37495	BUSHING - bucket, at dipper arm	2
6	D	30933	BUSHING - bucket, at bucket link	4

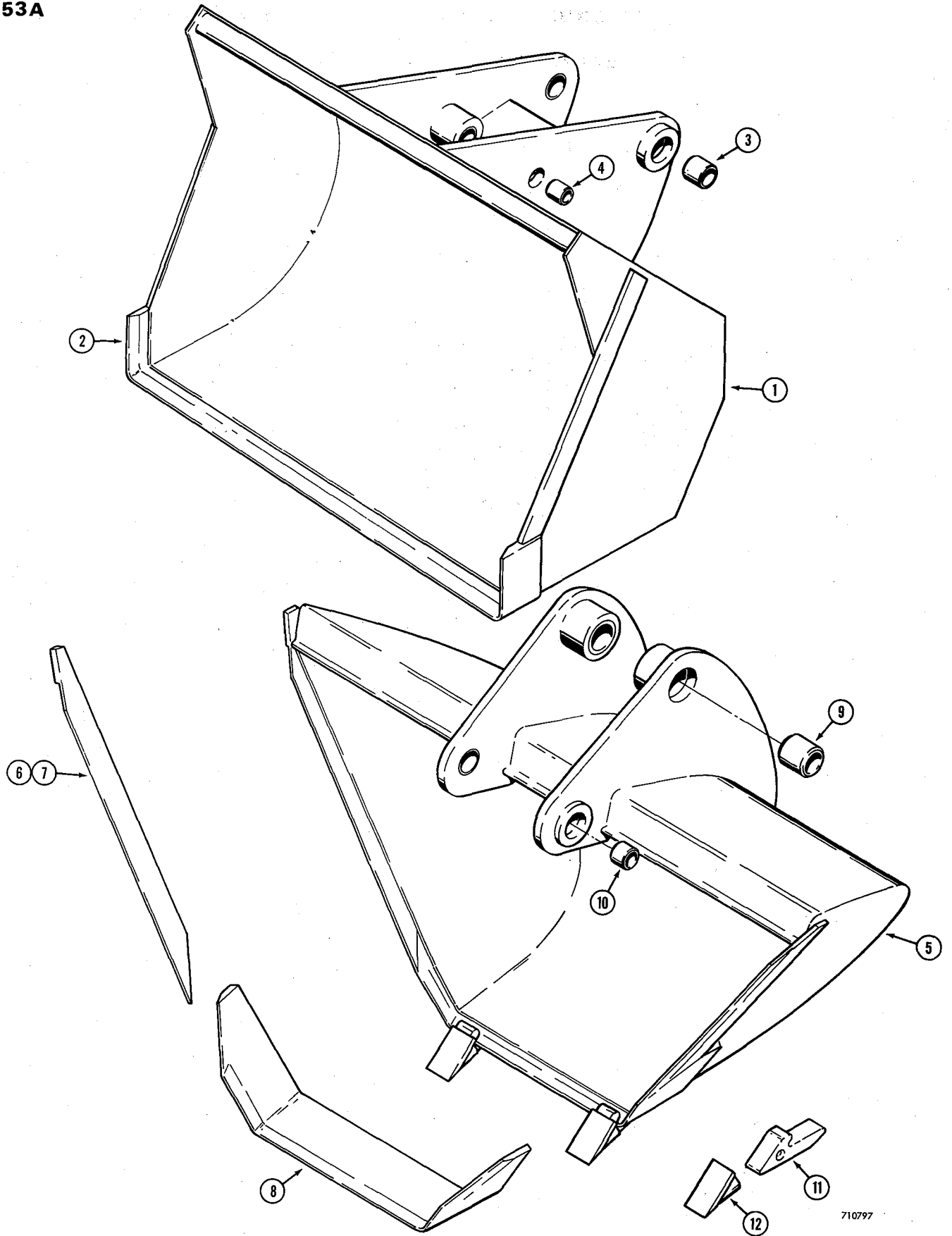
## TOOTH ASSEMBLY

	D	48035	TOOTH ASSEMBLY - heavy duty bucket only	UAR
7		NSS	SHANK - tooth	1
8	D	39093	POINT - tooth	1
9	D	39094	FLEX PIN - point	1
10	D	44193	POINT - tooth, heavy duty	UAR

## D41679 PIN KIT (MACHINERY ITEM)

	D	41679	KIT - pin, bucket	1
11	D	30899	PIN - bucket to bucket link	1
12	D	25279	RING - snap	2

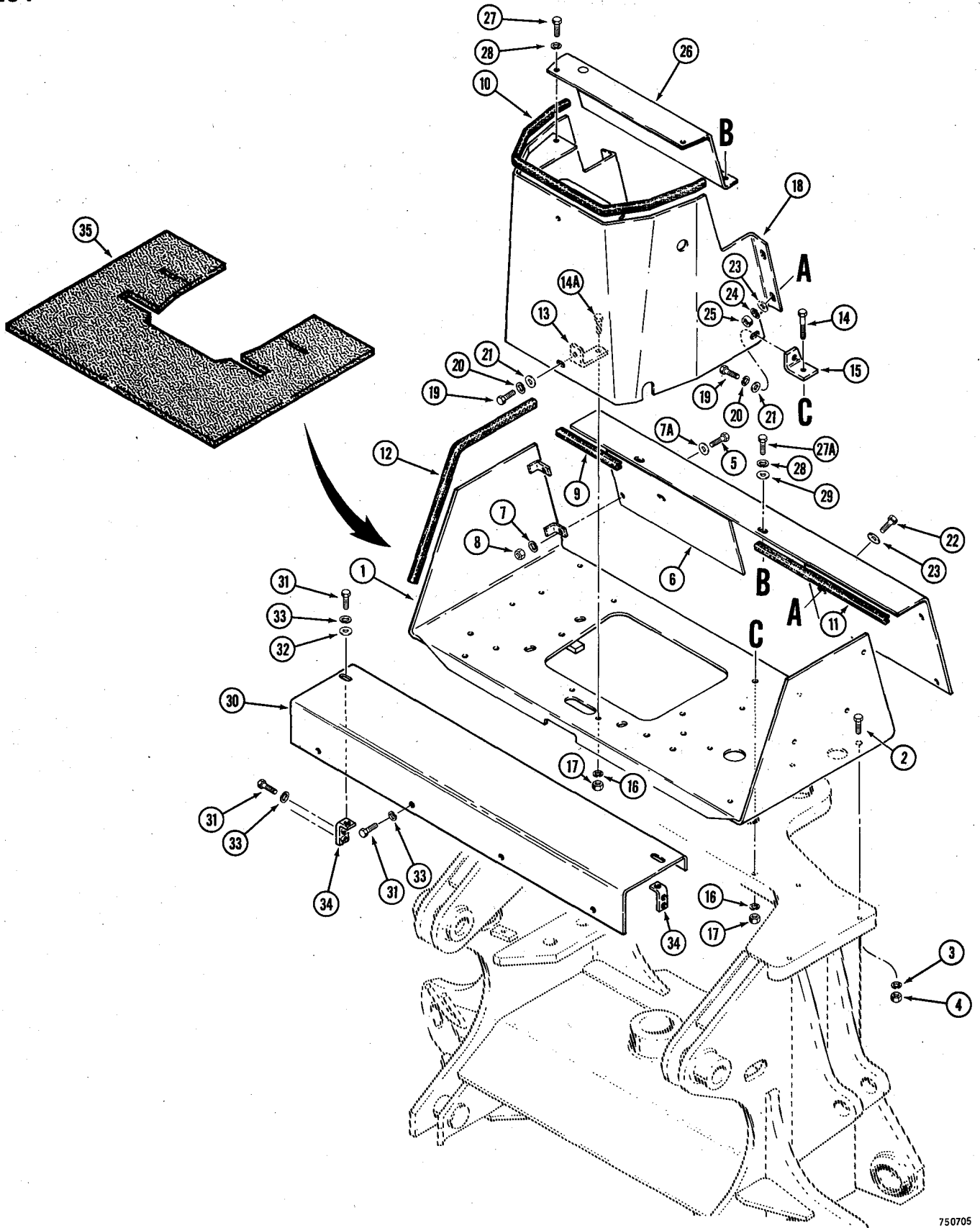
253A



710797

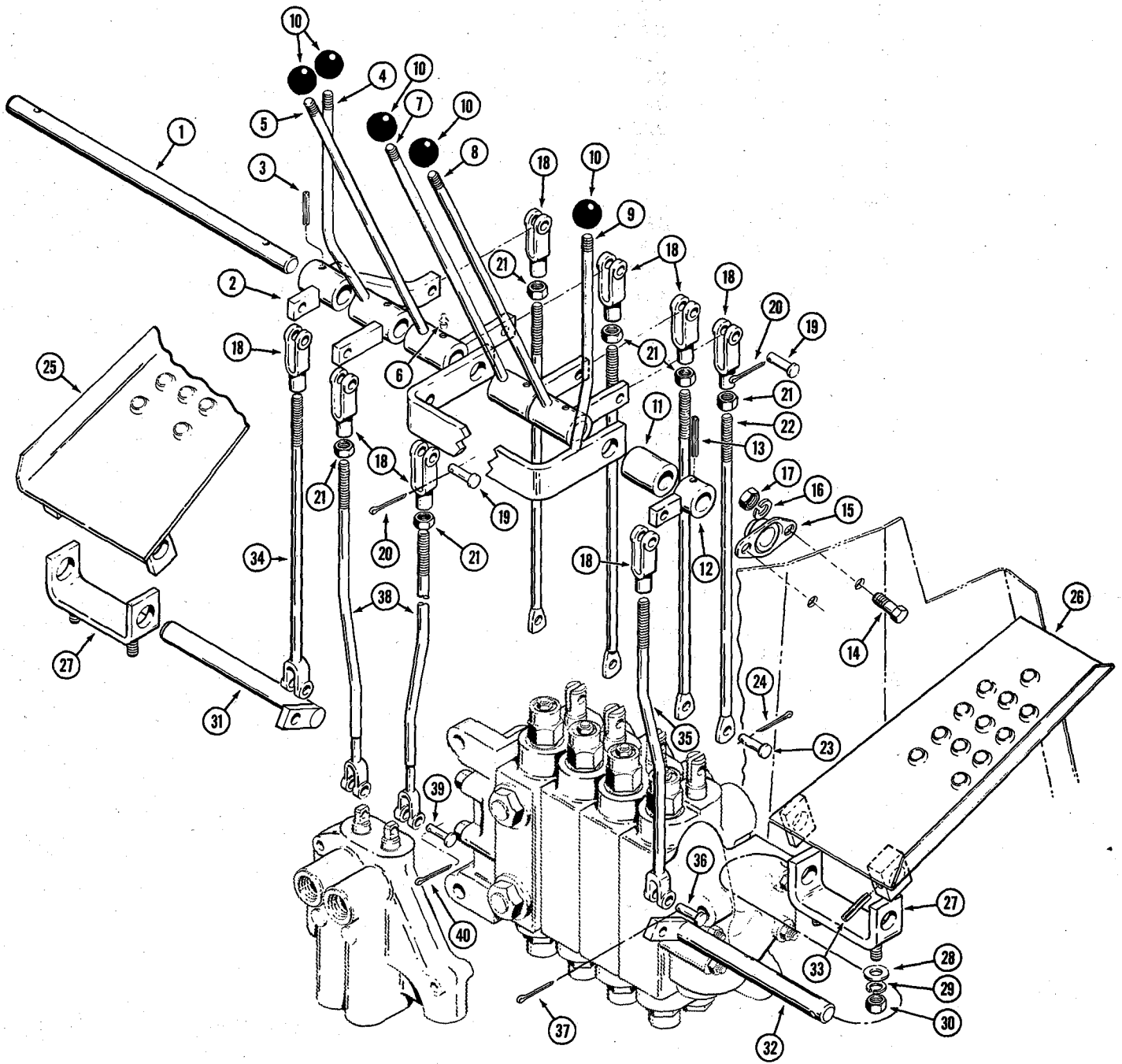
## BACKHOE BUCKETS (OPTIONAL TYPES)

REF.	PART NO.	DESCRIPTION	REQ'D.
<b>SHOVEL BUCKET (MACHINERY ITEM)</b>			
1	D 50682	BUCKET - backhoe, shovel . . . . .	1
2	D 95074	BLADE - cutting, center . . . . .	1
3	D 30929	BUSHING - bucket, at bucket link . . . . .	2
4	D 37495	BUSHING - bucket, at dipper arm . . . . .	2
<b>DITCHING BUCKET (MACHINERY ITEM)</b>			
5	E 15133	BUCKET - backhoe, ditching . . . . .	1
6	D 43331	BLADE - cutting, L.H. . . . .	1
7	D 43332	BLADE - cutting, R.H. . . . .	1
8	D 43341	BLADE - cutting, center . . . . .	1
9	D 30929	BUSHING - bucket, at bucket link . . . . .	2
10	D 37495	BUSHING - bucket, at dipper arm . . . . .	2
11	D 58499	SHANK - tooth . . . . .	2
12	D 58576	POINT - tooth (H and L manufactured) 4-7/8" long . . . .	UAR
12	D 58577	POINT - tooth (American Steel manufactured) 4-3/4" long	UAR



## BACKHOE CONTROL TOWER

REF.	PART NO.	DESCRIPTION	REQ'D.
1	D 67788	PLATE AND FOOT SHIELDS - mounting frame, top . . . . .	1
2	13- 632	HHCS - 3/8" - 16 NC x 2" . . . . .	4
3	92- 6	WASHER - med sect lock (3/8") . . . . .	4
4	25- 106	NUT - hex., (3/8" - 16 NC) . . . . .	4
5	13- 612	HHCS - 3/8" - 16 NC x 3/4" . . . . .	4
6	D 67779	PANEL - front, console and foot shields . . . . .	1
7	92- 6	WASHER - med. sect. lock (3/8") . . . . .	4
7A	195- 25	WASHER - plain (3/8") . . . . .	4
8	25- 106	NUT - hex. (3/8" - 16 NC) . . . . .	4
9	D 49094	GUARD - edge (10-1/2" long) . . . . .	1
10	D 52240	GUARD - edge (29" long) . . . . .	1
11	D 60180	GUARD - edge (14-1/2" long) . . . . .	1
12	D 35424	GUARD - edge (16" long) . . . . .	2
13	D 52697	ANGLE - center panel anchor . . . . .	1
14	13- 636	HHCS - 3/8" - 16 NC x 2-1/4" . . . . .	2
14A	13- 616	HHCS - 3/8" - 16 NC x 1" . . . . .	1
15	D 50287	BRACKET - mounting, center panel . . . . .	2
16	92- 6	WASHER - med. sect. lock (3/8") . . . . .	3
17	25- 106	NUT - hex. (3/8" - 16 NC) . . . . .	3
18	D 67778	PANEL - console, center . . . . .	1
19	13- 612	HHCS - 3/8" - 16 NC x 3/4" . . . . .	3
20	92- 6	WASHER - med. sect. lock (3/8") . . . . .	3
21	195- 25	WASHER - plain (3/8") . . . . .	3
22	13- 616	HHCS - 3/8" - 16 NC x 1" . . . . .	4
23	195- 25	WASHER - plain (3/8") . . . . .	8
24	92- 6	WASHER - med. sect. lock (3/8") . . . . .	4
25	25- 106	NUT - hex. (3/8" - 16 NC) . . . . .	4
26	D 67782	PANEL - console, top . . . . .	1
27	13- 612	HHCS - 3/8" - 16 NC x 3/4" . . . . .	2
27A	13- 68	HHCS - 3/8" - 16 NC x 1/2" . . . . .	2
28	92- 8	WASHER - med. sect. lock (3/8") . . . . .	4
29	195- 25	WASHER - plain (3/8") . . . . .	2
30	D 66067	PANEL - closure, floor . . . . .	1
31	13- 516	HHCS - 5/16" - 18 NC x 1" . . . . .	8
32	95- 5	WASHER - flat, 5/16" . . . . .	2
33	92- 5	WASHER - med. sect. lock, 5/16" . . . . .	8
34	D 69061	BRACKET - panel . . . . .	2
35	D 69728	FLOORMAT - backhoe floor . . . . .	1

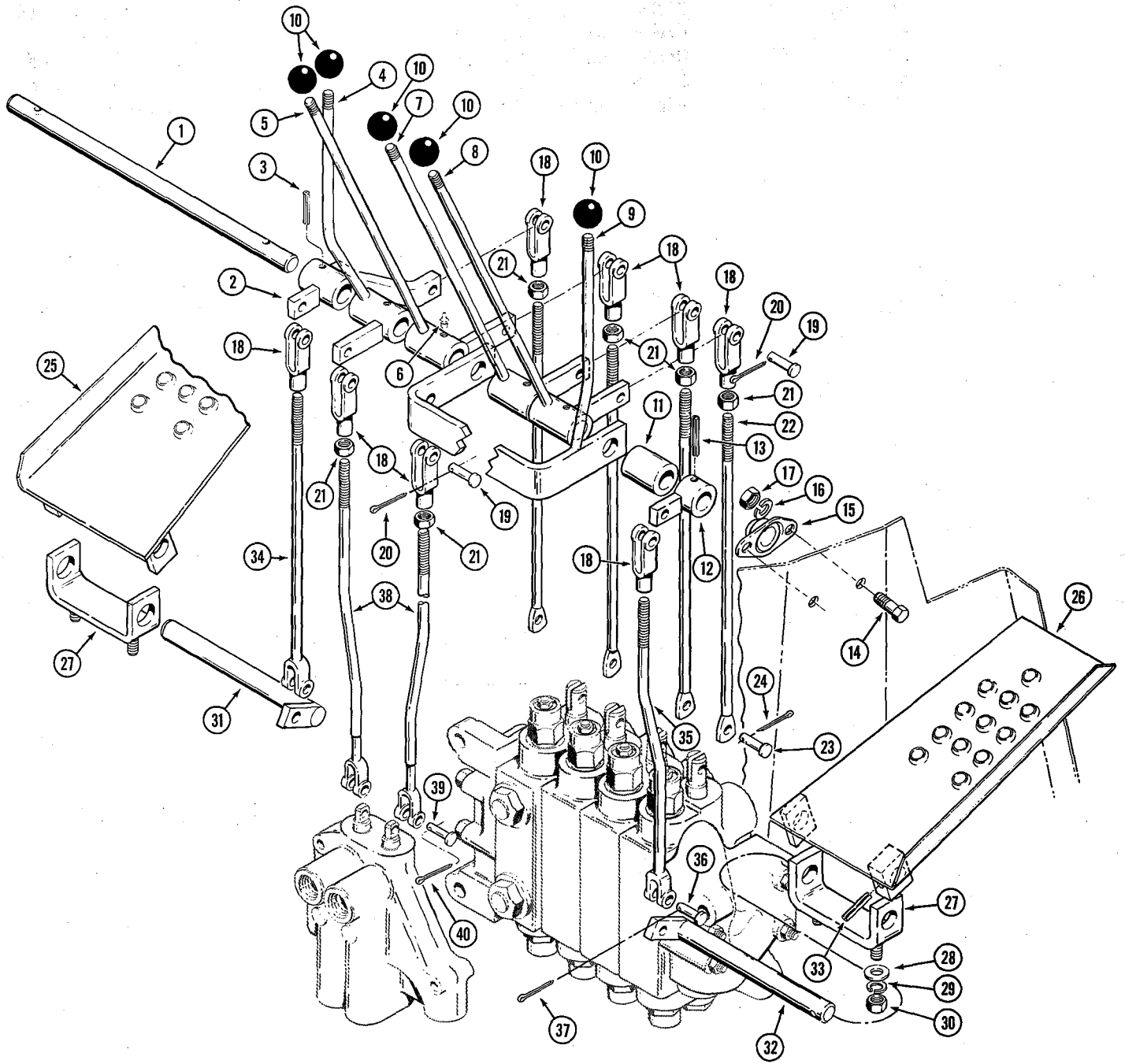




## INDIVIDUAL LEVER BACKHOE CONTROL (FOOT SWING)

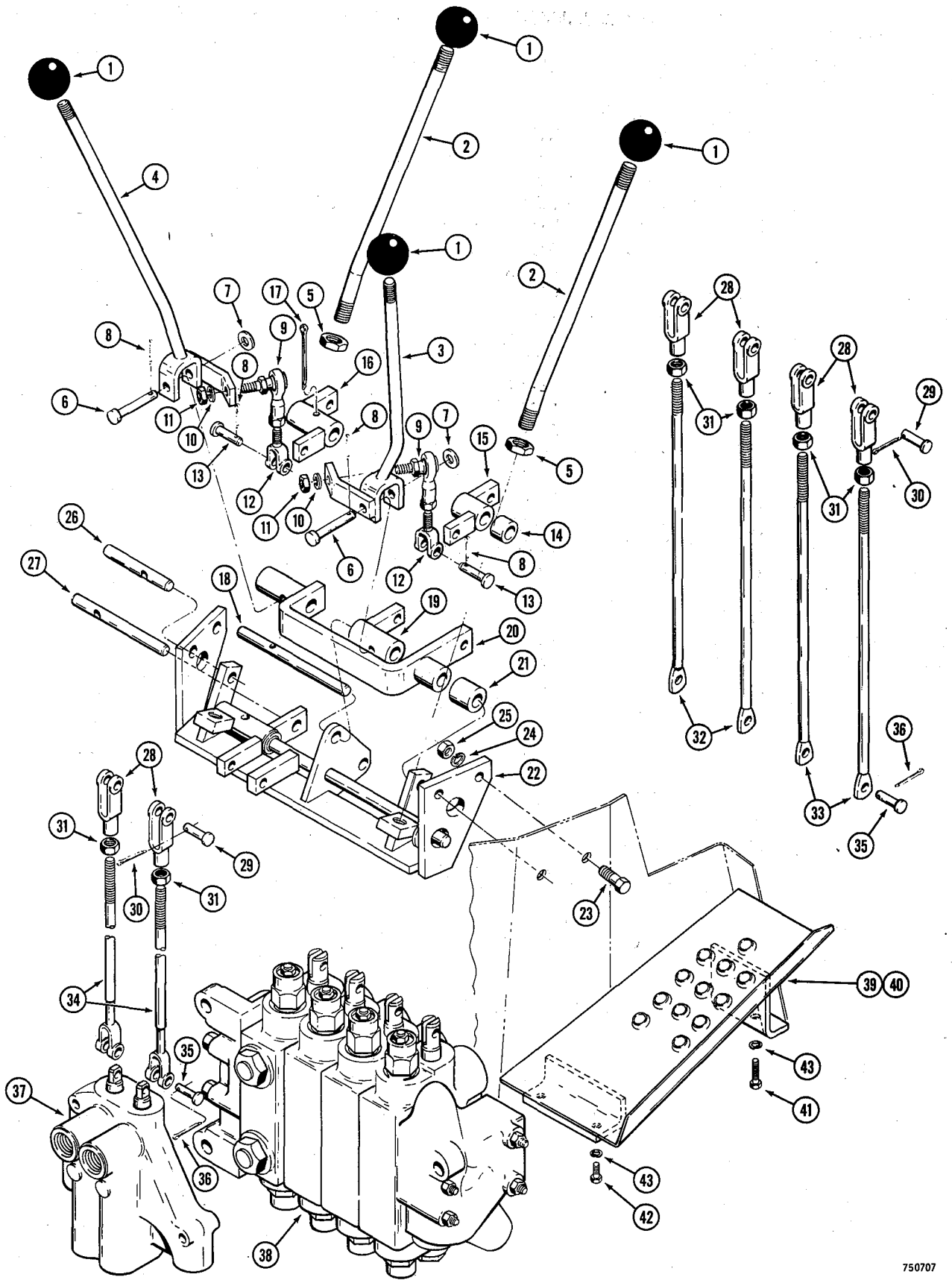
REF.	PART NO.	DESCRIPTION	REQ'D.
1	D 67759	SHAFT - control levers	1
2	D 67761	BELLCRANK - L.H. swing	1
3	138- 136	PIN - roll, 1/4" x 1-1/4"	1
4	D 67771	HANDLE - L.H. stabilizer	1
5	D 67765	HANDLE - bucket	1
6	219- 4	FITTING - grease, straight (1/8" NPT)	4
7	D 67766	HANDLE - dipper	1
8	D 67767	HANDLE - boom	1
9	D 67774	HANDLE - R.H. stabilizer	1
10	D 59912	KNOB - handle	5
11	D 95538	SPACER - shaft	1
12	D 67762	BELLCRANK - R.H. swing	1
13	138- 136	PIN - roll, 1/4" x 1-1/4"	1
14	13- 612	HHCS - 3/8" - 16 NC x 3/4"	4
15	L 48412	BEARING - shaft	2
16	92- 6	WASHER - med sect lock, 3/8"	4
17	25- 106	NUT - hex, 3/8" - 16 NC	4
18	213- 4	YOKE - rod	8
19	141- 4	PIN - yoke, 3/8"	8
20	132- 25	PIN - cotter, 3/32" x 5/8"	8
21	25- 116	NUT - hex, jam (3/8" - 24 NF)	6
22	D 67783	ROD - link	4
23	141- 3	PIN - yoke, 5/16"	4
24	132- 25	PIN - cotter, 3/32" x 5/8"	4
25	D 58221	PEDAL - L.H. swing	1
26	D 58220	PEDAL - R.H. swing	1
27	D 55484	BRACKET - swing pedal mounting	2
28	95- 6	WASHER - flat, 3/8"	4
29	92- 6	WASHER - med. sect. lock, 3/8"	4
30	25- 106	NUT - hex, 3/8" - 16 NC	4
31	D 50407	SHAFT - L.H. swing pedal	1
32	D 69130	SHAFT - R.H. swing pedal	1
33	138- 136	PIN - cotter, 1/4" x 1-1/4"	2

(Con't on next page)



## INDIVIDUAL LEVER BACKHOE CONTROL (FOOT SWING)

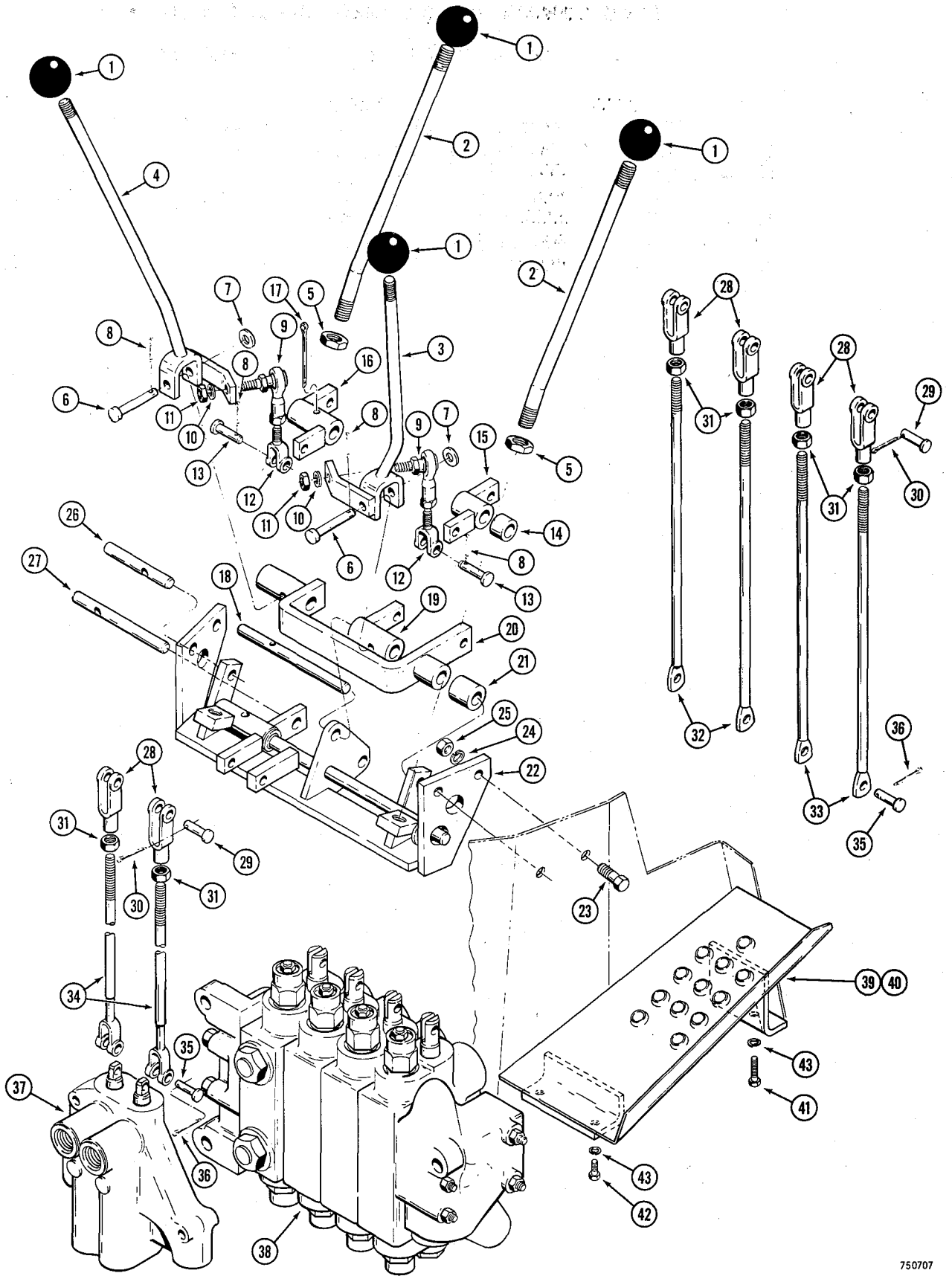
REF.	PART NO.	DESCRIPTION	REQ'D.
34	D 67763	ROD - swing pedal, L.H. ....	1
35	D 69131	ROD - swing pedal, R.H. ....	1
36	141- 4	PIN - yoke, 3/8" ....	2
37	132- 25	PIN - cotter, 3/32" x 5/8" ....	2
38	D 67775	ROD - stabilizer control ....	2
39	141- 3	PIN - yoke, 5/16" ....	2
40	132- 25	PIN - cotter, 3/32" x 5/8" ....	2



## TWIN LEVER BACKHOE CONTROL

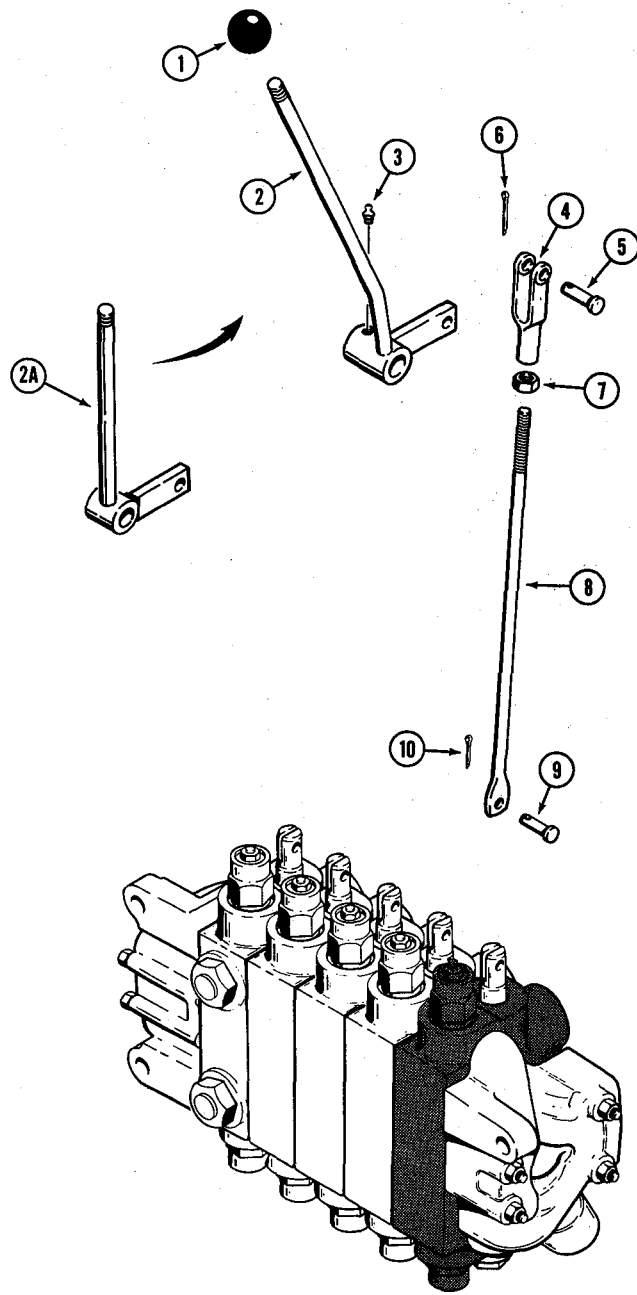
REF.	PART NO.	DESCRIPTION	REQ'D.
1	D 59912	KNOB - levers	4
2	D 52214	LEVER - stabilizer	2
3	D 69913	LEVER - handle, R.H.	1
4	D 69915	LEVER - handle, L.H.	1
5	25- 158	NUT - hex., jam (1/2" - 20 NF)	2
6	141- 5	PIN - clevis, 1/4"	2
7	195- 18	WASHER - flat, 1/4"	2
8	132- 5	PIN - cotter, 1/16" x 1/2"	4
9	D 52241	BALLJOINT - lever	2
10	92- 4	WASHER - med. sect. lock, 1/4"	2
11	25- 114	NUT - hex., jam (1/4" - 28 NF)	2
12	D 52778	YOKE - levers, 1/4"	2
13	141- 2	PIN - yoke, 1/4"	2
14	D 58552	SPACER - bellcrank	1
15	D 69925	BELLCRANK - bucket	1
16	D 69924	BELLCRANK - swing	1
17	132- 95	PIN - cotter, 3/16" x 1-1/2"	1
18	D 69920	SHAFT - upper, R.H.	1
19	D 69917	ARM - dipper	1
20	D 69908	ARM - boom	1
21	D 69910	SPACER - boom arm	1
22	D 69933	BRACKET - control mounting	1
23	13- 612	HHCS - 3/8" - 16 NC x 3/4"	4
24	92- 6	WASHER - med. sect. lock, 3/8"	4
25	25- 106	NUT - hex., 3/8" - 16 NC	4
26	D 69918	SHAFT - upper, L.H.	1
27	D 69921	SHAFT - lower	1
28	213- 4	YOKE - 3/8"	6
29	141- 4	PIN - yoke, 3/8"	6
30	132- 25	PIN - cotter, 3/32" x 5/8"	6
31	25- 116	NUT - hex., jam (3/8" - 24 NF)	6
32	D 69932	ROD - control	2
33	D 67783	ROD - control	2
34	D 56050	ROD - control	2
35	141- 3	PIN - yoke, 5/16"	6
36	138- 25	PIN - cotter, 3/32" x 5/8"	6

(Con't on next page)



## TWIN LEVER BACKHOE CONTROL

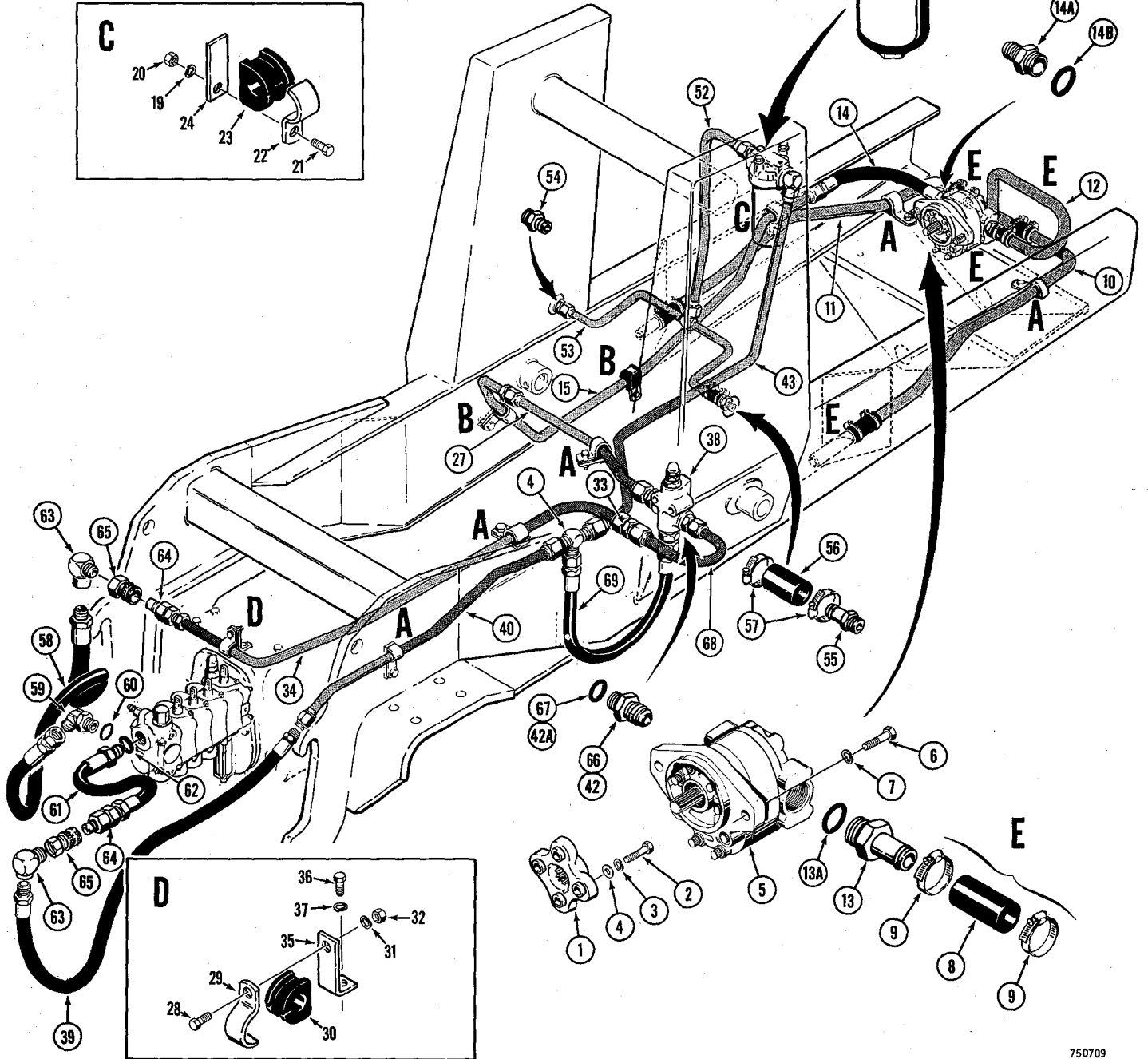
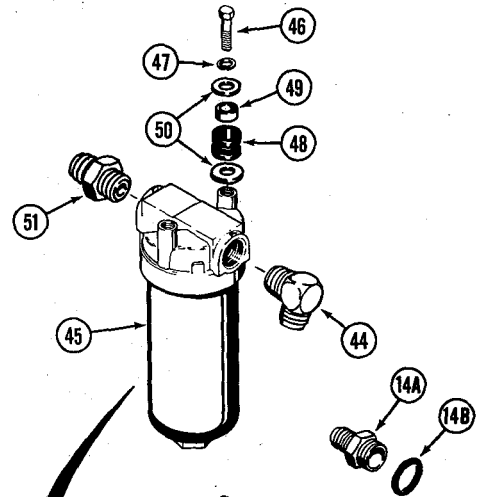
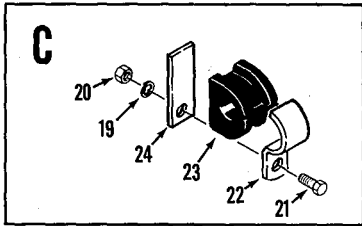
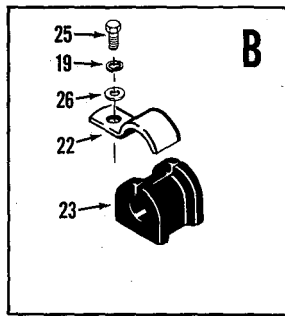
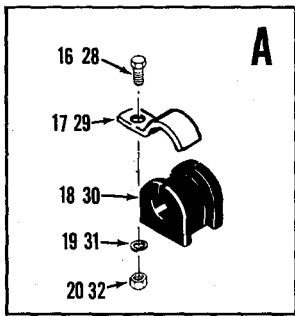
REF	PART NO.	DESCRIPTION	REQ'D.
37	REF.	VALVE - stabilizer control (See page 203) . . . . .	1
38	REF.	VALVE - backhoe control (See page 225) . . . . .	1
39	D 52196	FOOT REST - R.H. . . . .	1
40	D 52197	FOOT REST - L.H. . . . .	1
41	13- 632	HHCS - 3/8" - 16 NC x 2" . . . . .	2
42	13- 616	HHCS - 3/8" - 16 NC x 1" . . . . .	4
43	92- 6	WASHER - med. sect. lock, 3/8" . . . . .	6





## EXTENDABLE DIPPER CONTROL

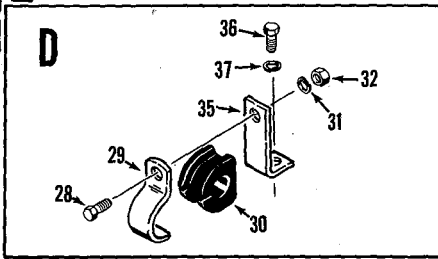
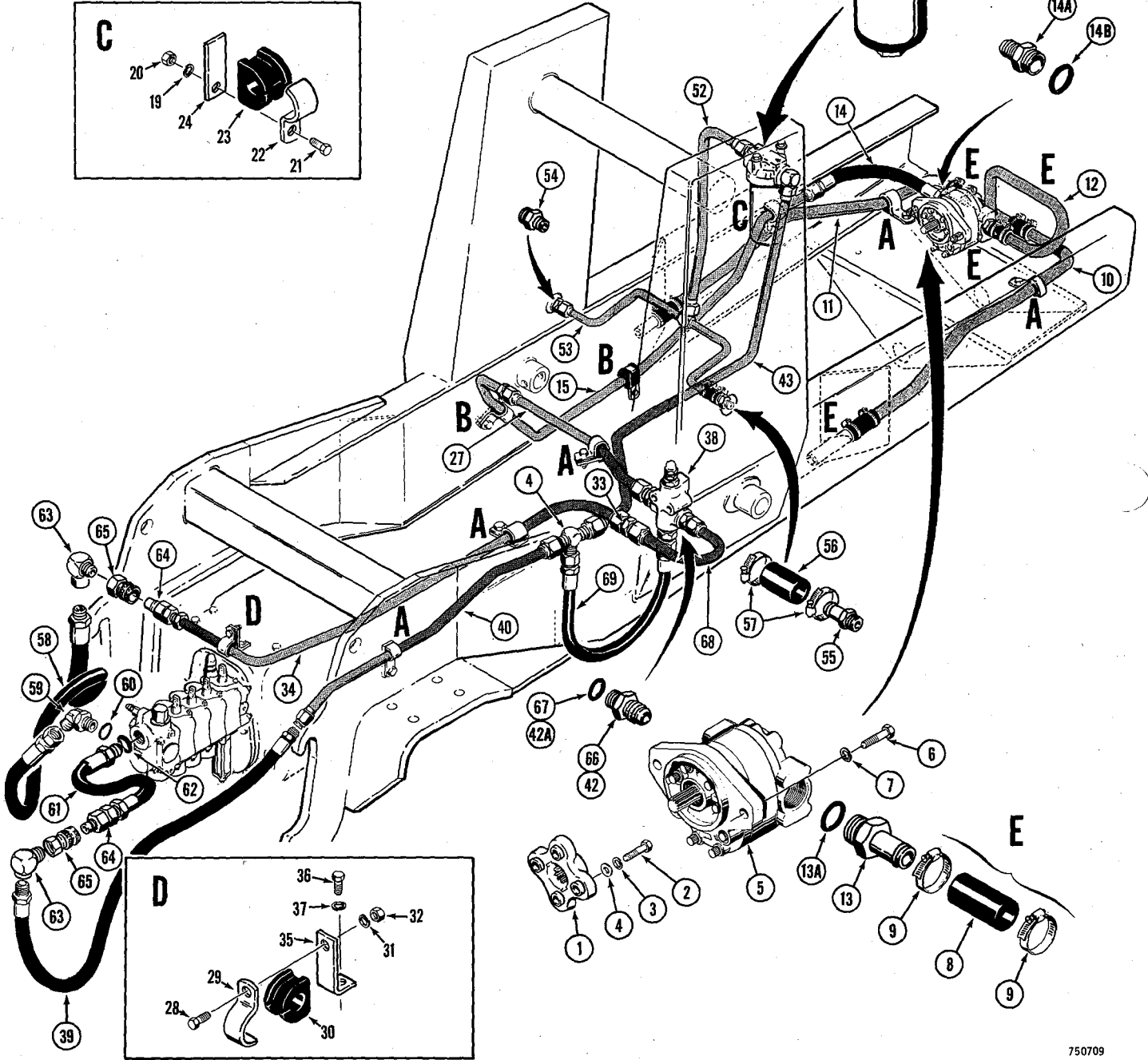
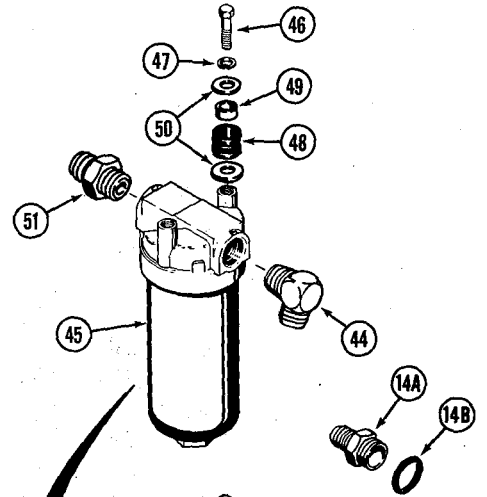
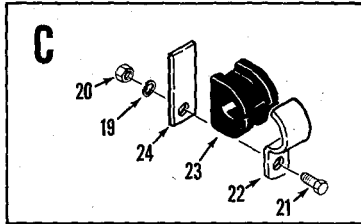
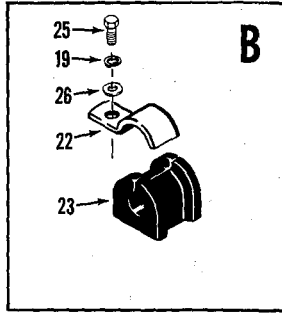
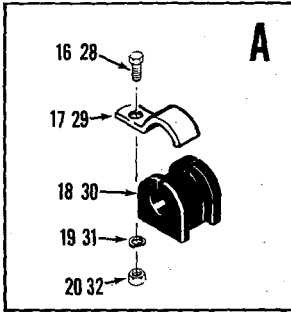
REF.	PART NO.	DESCRIPTION	REQ'D.
1	D 59912	KNOB - lever	1
2	D 67768	HANDLE - extendable dipper (Individual lever controls)	1
2A	D 69934	HANDLE - extendable dipper (Twin lever controls)	1
3	219- 4	FITTING - grease, straight (1/8" NPT)	1
4	213- 4	YOKE - rod, 3/8"	1
5	141- 4	PIN - yoke, 3/8"	1
6	132- 25	PIN - cotter, 3/32" x 5/8"	1
7	25- 116	NUT - hex, 3/8" - 24 NF	1
8	D 67783	ROD - extendable dipper	1
9	141- 3	PIN - yoke, 5/16"	1
10	132- 24	PIN - cotter, 3/32" x 1/2"	1



### 3-POINT HITCH PRIMARY HYDRAULICS

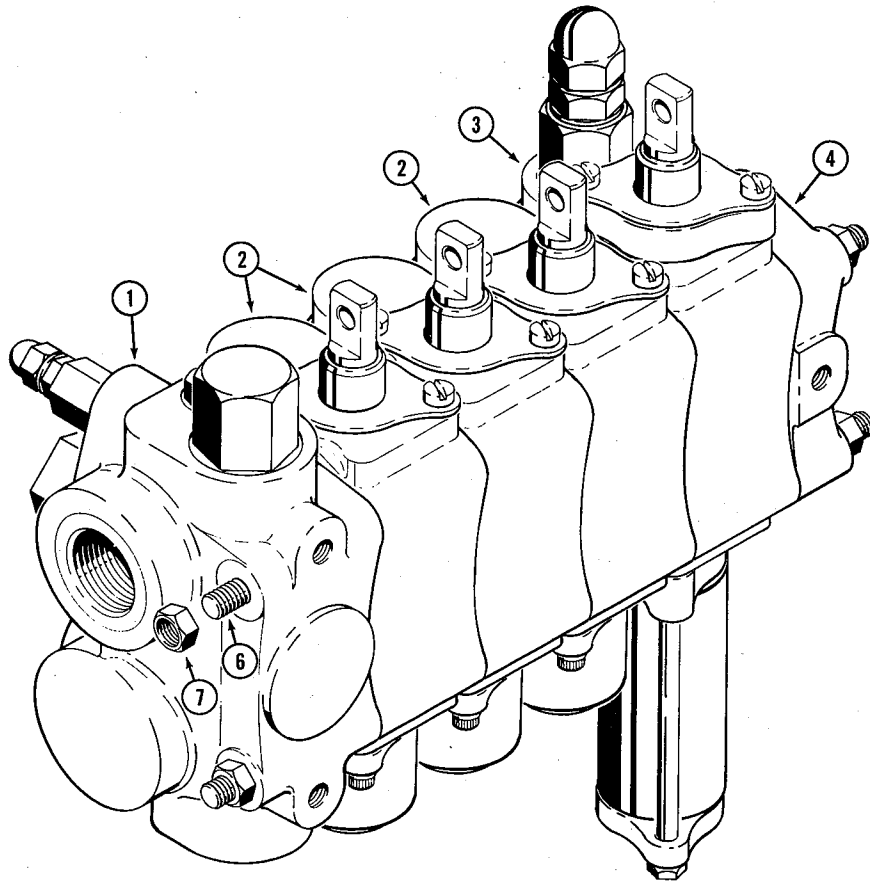
REF.	PART NO.	DESCRIPTION	REQ'D.
1	A 51885	COUPLING - pump to engine	1
2	13- 724	HHCS - 7/16" - 14 NC x 1-1/2"	4
3	92- 7	WASHER - med. sect. lock, 7/16"	4
4	A 30013	WASHER - flat, 29/64" x 3/4"	4
5	REF.	PUMP - hydraulic, See page 163	1
6	13- 824	HHCS - 1/2" - 13 NC x 1-1/2"	2
7	92- 8	WASHER - med. sect. lock, 1/2"	2
8	D 36350	HOSE - suction tubes	5
9	214- 257	CLAMP - hose	10
10	D 65670	TUBE - suction, R.H.	1
11	D 65659	TUBE - suction, L.H.	1
12	D 65691	MANIFOLD - suction	1
13	217- 178	CONNECTOR - hose stem, suction side of pump	1
13A	218- 5011	SEAL - "O"ring	1
14	D 68547	HOSE - pump pressure, 20" long	1
14A	218- 5069	CONNECTOR - male, straight	1
14B	218- 5011	SEAL - "O"ring	1
15	D 70534	TUBE - pressure to loader valve	1
16	13- 616	HHCS - 3/8" - 16 NC x 1"	2
17	D 68845	CLAMP - tube	2
18	D 67298	BLOCK - isolation	2
19	92- 6	WASHER - med. sect. lock, 3/8"	4
20	25- 106	NUT - hex., 3/8" - 16 NC	3
21	13- 624	HHCS - 3/8" - 16 NC x 1-1/2"	1
22	D 68846	CLAMP - tube	3
23	D 67297	BLOCK - isolation	3
24	D 68806	BLOCK - spacer	1
25	13- 612	HHCS - 3/8" - 16 NC x 3/4"	2
26	195- 25	WASHER - plain, 3/8"	2
27	D 72229	TUBE - pressure, to 3-point hitch valve	1
28	13- 616	HHCS - 3/8" - 16 NC x 1"	4
29	D 68846	CLAMP - tube	4
30	D 67297	BLOCK - isolation	4
31	92- 6	WASHER - med. sect. lock, 3/8"	4
32	25- 106	NUT - hex., 3/8" - 16 NC	4
33	218- 739	CONNECTOR - male, straight	1
34	D 72095	TUBE - pressure to 3-point hitch valve	1
35	D 65647	BRACKET - clamp support	1
36	13- 616	HHCS - 3/8" - 16 NC x 1"	1
37	92- 6	WASHER - med. sect. lock, 3/8"	1
38	D 71668	VALVE - relief	1
39	D 49118	HOSE - return, 34" long	1
40	D 70855	TUBE - return from backhoe valve	1
41	218- 598	TEE - return lines	1
42	218- 5050	ADAPTER - male, straight	1
42A	218- 5008	SEAL - "O"ring	1
43	D 67717	TUBE - filter in	1
44	D 65646	ELBOW - 90°	1
45	D 43567	FILTER - hydraulic oil (Parts list page 223)	1
46	13- 824	HHCS - 1/2" - 13 NC x 1-1/2"	2
47	92- 8	WASHER - med. sect. lock, 1/2"	2
48	D 67915	GROMMET - rubber mounting	2
49	D 65660	SPACER - filter mounting	2

(Con't on next page)



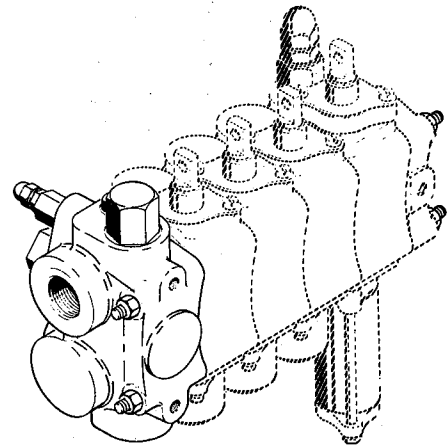
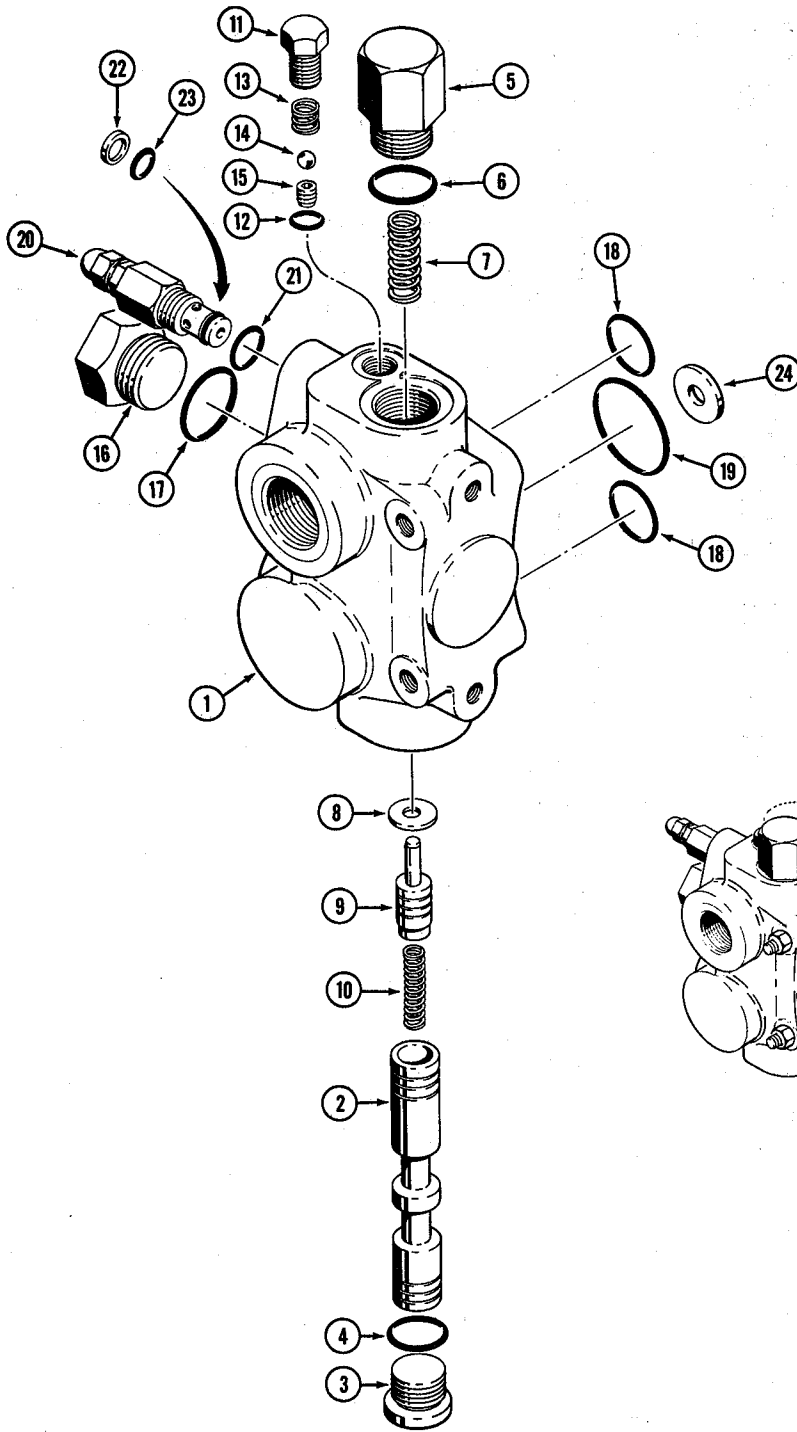
**3-POINT HITCH  
PRIMARY HYDRAULICS**

REF.	PART NO.	DESCRIPTION	REQ'D.
50	195- 36	WASHER - flat, 1/2" . . . . .	4
51	218- 448	CONNECTOR - filter outlet . . . . .	1
52	D 67711	TUBE - return to tank . . . . .	1
53	D 68536	TUBE - return to tank . . . . .	1
54	218- 446	FITTING - male, straight . . . . .	1
55	217- 155	FITTING - hose to pipe, straight . . . . .	1
56	R 20804	HOSE - 3/4" L.D. x 3" long . . . . .	1
57	214- 255	CLAMP - hose . . . . .	2
58	D 52667	HOSE - inlet, 36" long . . . . .	1
59	218- 5147	ELBOW - 45°, adjustable . . . . .	1
60	218- 5008	SEAL - "O"ring . . . . .	1
61	D 72659	HOSE - valve outlet . . . . .	1
62	218- 5008	SEAL - "O"ring . . . . .	1
63	217- 1020	ELBOW - 90° . . . . .	2
64	D 52694	COUPLING - "Quick Disconnects", male (Parts list page 223)	2
65	D 52800	COUPLING - "Quick Disconnects", female (Parts list page 223)	2
66	218- 5046	ADAPTER - straight . . . . .	2
67	218- 5007	SEAL - "O"ring . . . . .	1
68	D 72227	TUBE - pressure . . . . .	1
69	D 49224	HOSE - return . . . . .	1



## D52970 CONTROL VALVE (4 SPOOL)

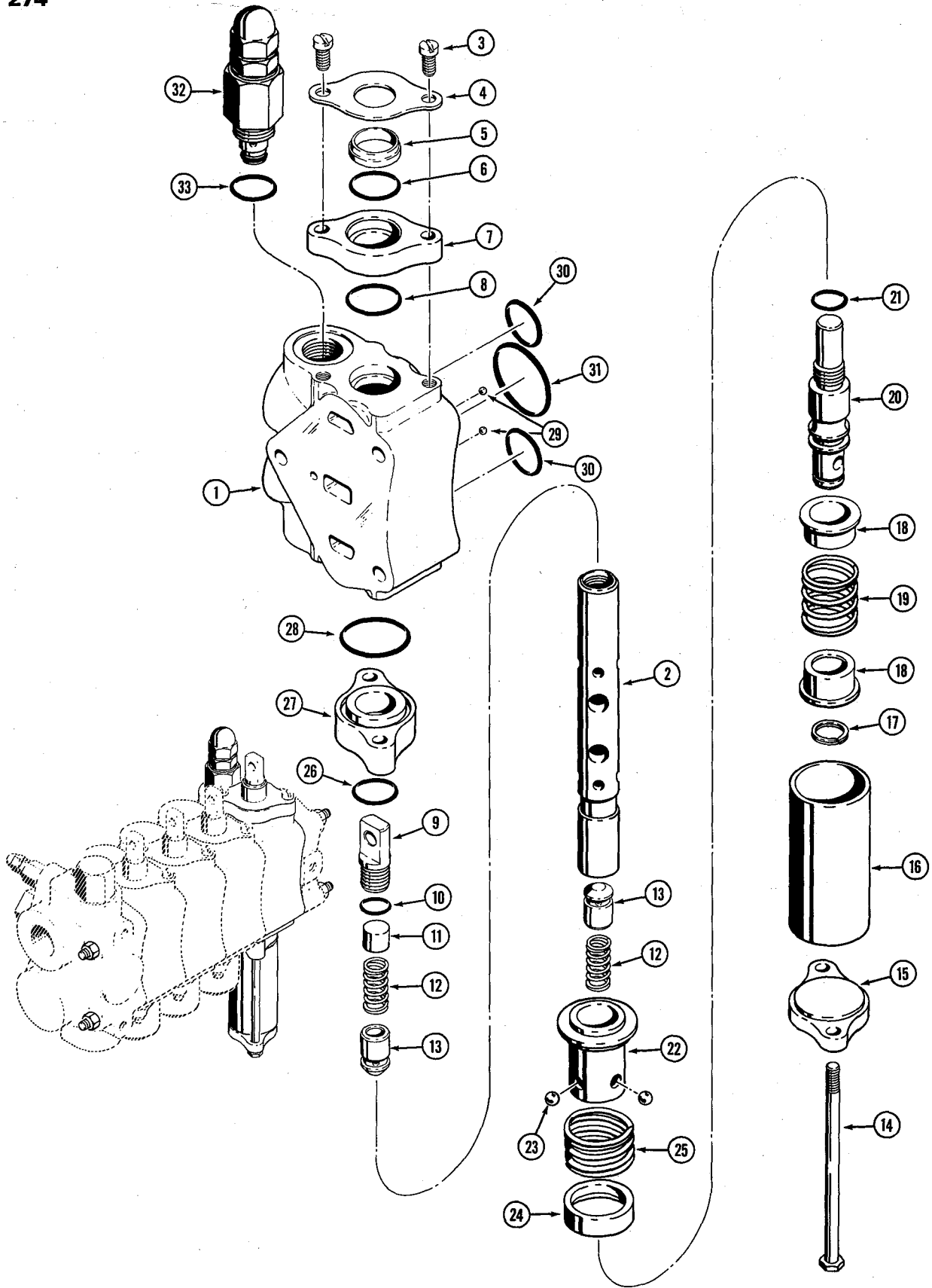
REF.	PART NO.	DESCRIPTION	REQ'D.
	D 52970	VALVE - 3 point hitch control, 4 spool (Standard models) . . .	1
1	D 53593	SECTION - inlet (Parts list page 273) . . . . .	1
2	D 53594	SECTION - pitch, tilt and implement (Parts list page 277)	3
3	D 53595	SECTION - lift (Parts list page 275) . . . . .	1
4	D 53600	SECTION - end . . . . .	1
5	D 53598	PLATE - orifice (See page 273, Ref. No. 24 for location in inlet section) . . . . .	1
6	D 53599	ROD - tie, valve sections . . . . .	3
7	129- 524	NUT - hex. (3/8" - 24 NF) Grade 8 . . . . .	6





**D52970 CONTROL VALVE (4 SPOOL)  
D53593 INLET SECTION**

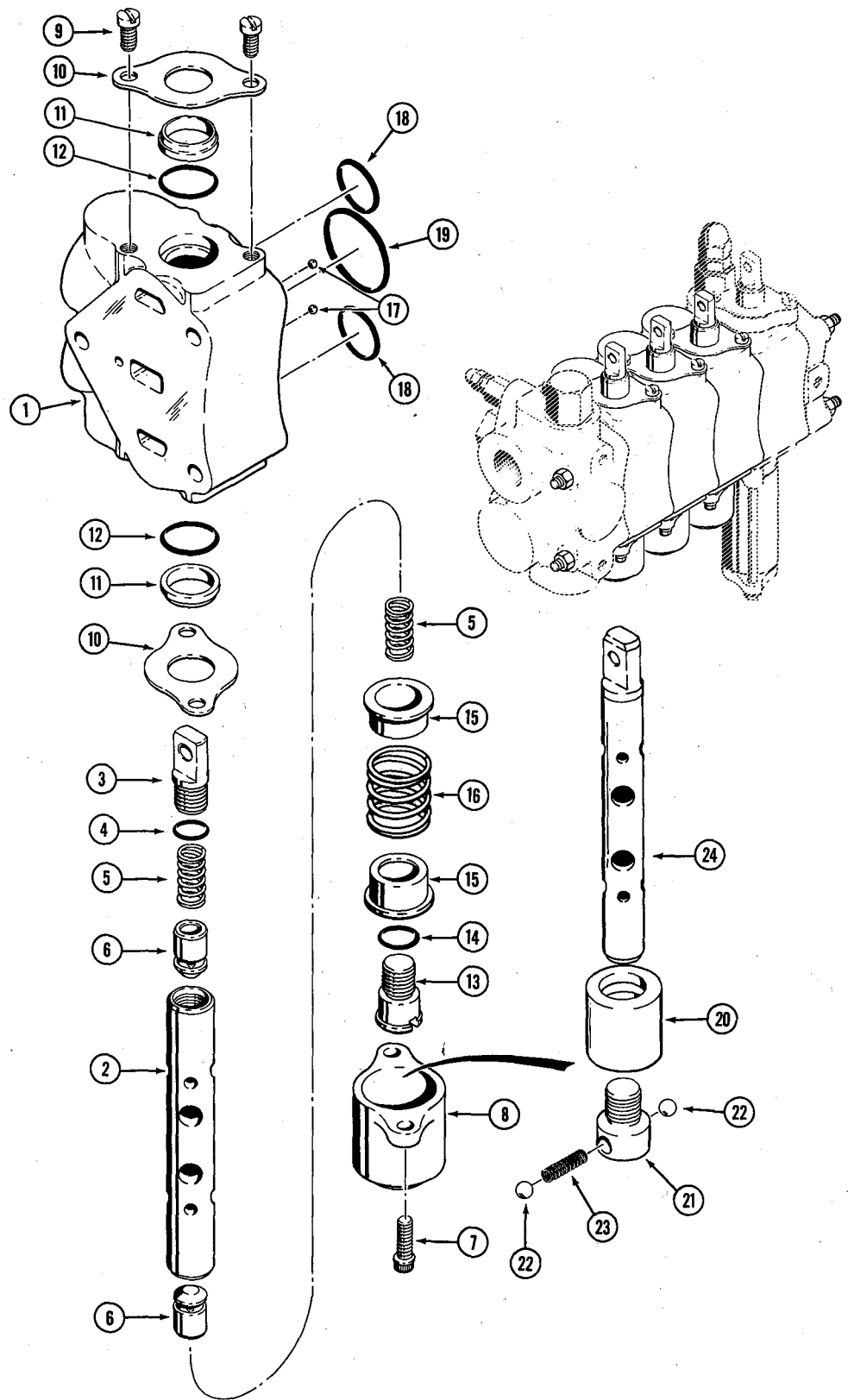
REF.	PART NO.	DESCRIPTION	REQ'D.
	D 53593	SECTION - inlet, control valve . . . . .	1
1	NSS	HOUSING - inlet section . . . . .	1
2	NSS	SPOOL - inlet section . . . . .	1
3	218- 5211	PLUG - spool end, hex. socket head . . . . .	1
4	218- 5007	SEAL - "O"ring . . . . .	1
5	D 53660	PLUG - special, plunger end . . . . .	1
6	218- 5007	SEAL - "O"ring . . . . .	1
7	D 53605	SPRING - plunger, external . . . . .	1
8	D 53609	WASHER - spring retaining . . . . .	1
9	NSS	PLUNGER - spool . . . . .	1
10	D 53607	SPRING - plunger, internal . . . . .	1
11	218- 5153	PLUG - spring retaining, hex. head . . . . .	1
12	218- 5003	SEAL - "O"ring . . . . .	1
13	D 53604	SPRING - ball retaining . . . . .	1
14	211- 101	BALL - orifice (1/4" dia.) . . . . .	1
15	D 53611	SCREW - orifice . . . . .	1
16	218- 5158	PLUG - housing, hex. head . . . . .	1
17	218- 5008	SEAL - "O"ring . . . . .	1
18	R 15366	SEAL - "O"ring, 7/8" I.D. x 1" O.D. . . . . .	2
19	T 39567	SEAL - "O"ring, 1-1/2" I.D. x 1-5/8" O.D. . . . . .	1
20	D 53596	VALVE ASSEMBLY - main relief . . . . .	1
21	218- 5005	SEAL - "O"ring . . . . .	1
22	W 12244	RING - backup . . . . .	1
23	A 28090	SEAL - "O"ring . . . . .	1
24	D 53598	PLATE - orifice (Included with D52970 control valve) . . . . .	1



**D52970 CONTROL VALVE (4 SPOOL)  
D53595 LIFT SPOOL**

REF.	PART NO.	DESCRIPTION	REQ'D.
	D 53595	SECTION - lift spool, control valve	1
1	NSS	HOUSING - lift section	1
2	NSS	SPOOL - lift section	1
3	71- 416	SCREW - machine, fillister head (1/4" - 20 NC x 1")	2
4	D 53612	PLATE - seal retainer	1
5	*D 53610	WIPER - lift spool	1
6	*F 62075	SEAL - "O"ring, spool	1
7	D 53651	RETAINER - spool seal	1
8	*A 13184	SEAL - "O"ring, seal retainer to housing	1
9	D 53616	EYE - spool end	1
10	*218- 5005	SEAL - "O"ring, eye to spool	1
11	D 53652	SPACER - poppet spring	1
12	*D 53601	SPRING - poppet	2
13	D 53615	POPPET - relief, spool	2
14	13- 472	HHCS - 1/4" - 20 NC x 4-1/2"	2
15	D 53659	CAP - detent housing	1
16	D 53658	HOUSING - detent	1
17	*D 53608	RING - snap, spring retainer	1
18	D 53656	RETAINER - spool spring	2
19	*D 53603	SPRING - spool centering	1
20	D 53657	STUD - detent	1
21	*218- 5005	SEAL - "O"ring, detent stud	1
22	D 53655	SLEEVE - detent	1
23	*211- 7	BALL - steel (1/4" dia.)	4
24	D 53654	RETAINER - ball	1
25	*D 53602	SPRING - detent	1
26	*F 62075	SEAL - "O"ring, spool	1
27	D 53653	RETAINER - spool seal	1
28	*A 13184	SEAL - "O"ring, retainer to housing	1
29	*211- 105	BALL - steel (5/32" dia.)	2
30	*R 15366	SEAL - "O"ring, 7/8" I.D. x 1" O.D.	2
31	*T 39567	SEAL - "O"ring, 1-1/2" I.D. x 1-5/8" O.D.	1
32	D 53597	VALVE ASSEMBLY - secondary relief	1
33	218- 5006	SEAL - "O"ring	1

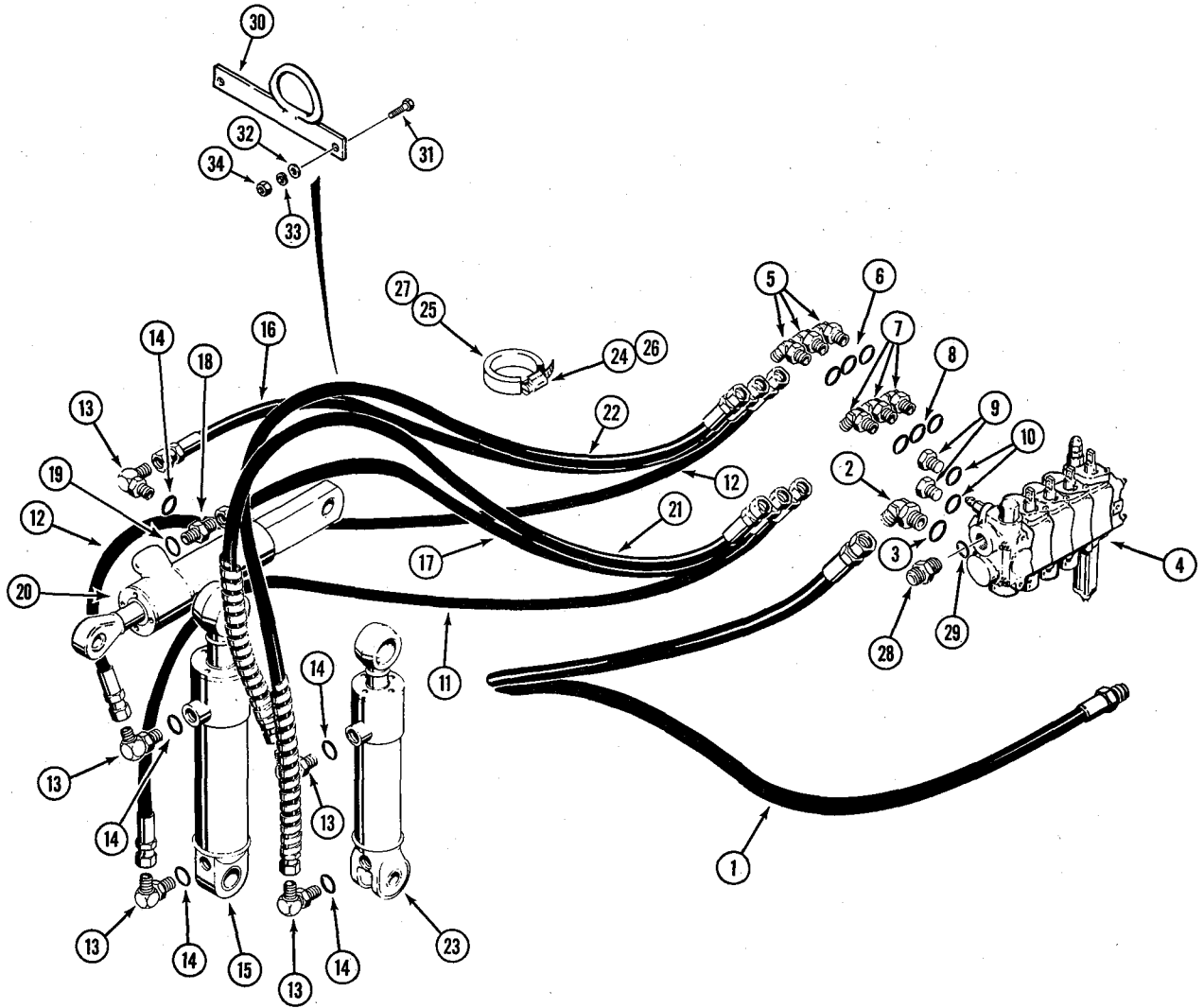
\*NOTE: Items preceded by an asterisk are components of D59667 Spool Repair Kit.



**D52970 CONTROL VALVE (4 SPOOL)  
D53594 PITCH, TILT AND IMPLEMENT SPOOLS**

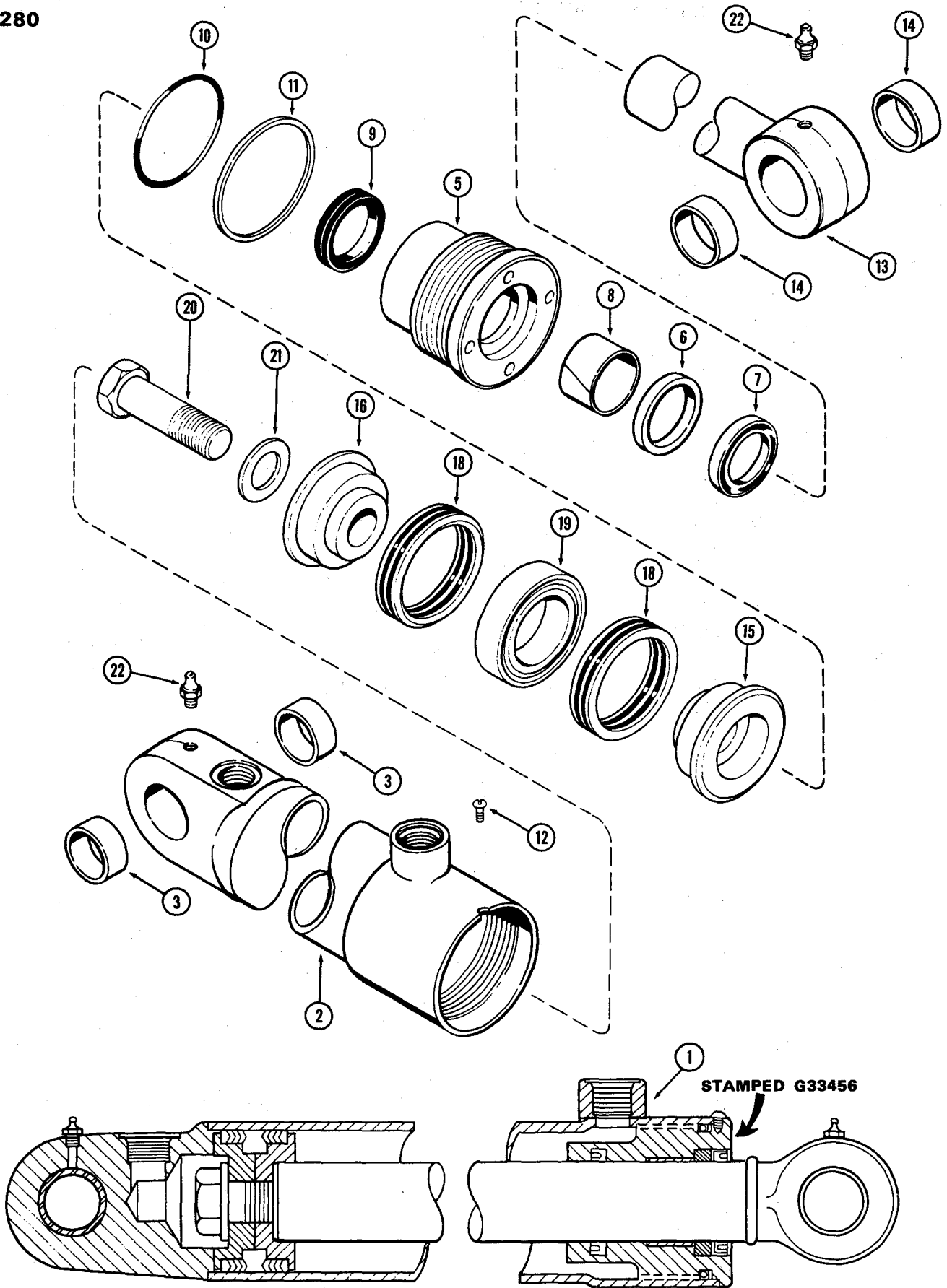
REF.	PART NO.	DESCRIPTION	REQ'D.
	D 53594	SECTION - valve, pitch, tilt and implement spools . . . . .	3
1	NSS	HOUSING - valve section . . . . .	1
2	NSS	SPOOL - valve section . . . . .	1
3	D 53616	EYE - spool . . . . .	1
4	*218- 5005	SEAL - "O"ring, eye to spool . . . . .	1
5	D 53601	SPRING - poppet . . . . .	2
6	D 53615	POPPET - relief . . . . .	2
7	166- 4	CAPSCREW - socket head, 12 point (1/4" - 20 NC x 3/4").	2
8	D 53613	CAP - spool spring . . . . .	1
9	71- 48	SCREW - machine, fillister head (1/4" - 20 NC x 1/2") . .	2
10	D 53612	RETAINER - seal . . . . .	2
11	*D 53610	WIPER - spool . . . . .	2
12	*F 62075	SEAL - "O"ring, spool . . . . .	2
13	D 53614	BOLT - spring retainer . . . . .	1
14	*218- 5005	SEAL - "O"ring, retainer bolt . . . . .	1
15	D 53656	RETAINER - centering spring . . . . .	2
16	D 53606	SPRING - centering . . . . .	1
17	*211- 105	BALL - steel (5/32" dia.) . . . . .	2
18	*R 15366	SEAL - "O"ring, 7/8" L.D. x 1" O.D. . . . .	2
19	*T 39567	SEAL - "O"ring, 1-1/2" L.D. x 1-5/8" O.D. . . . .	1

\*NOTE: Items preceded by an asterisk are components of D59668 Seal Repair Kit.



### 3-POINT HITCH HYDRAULICS

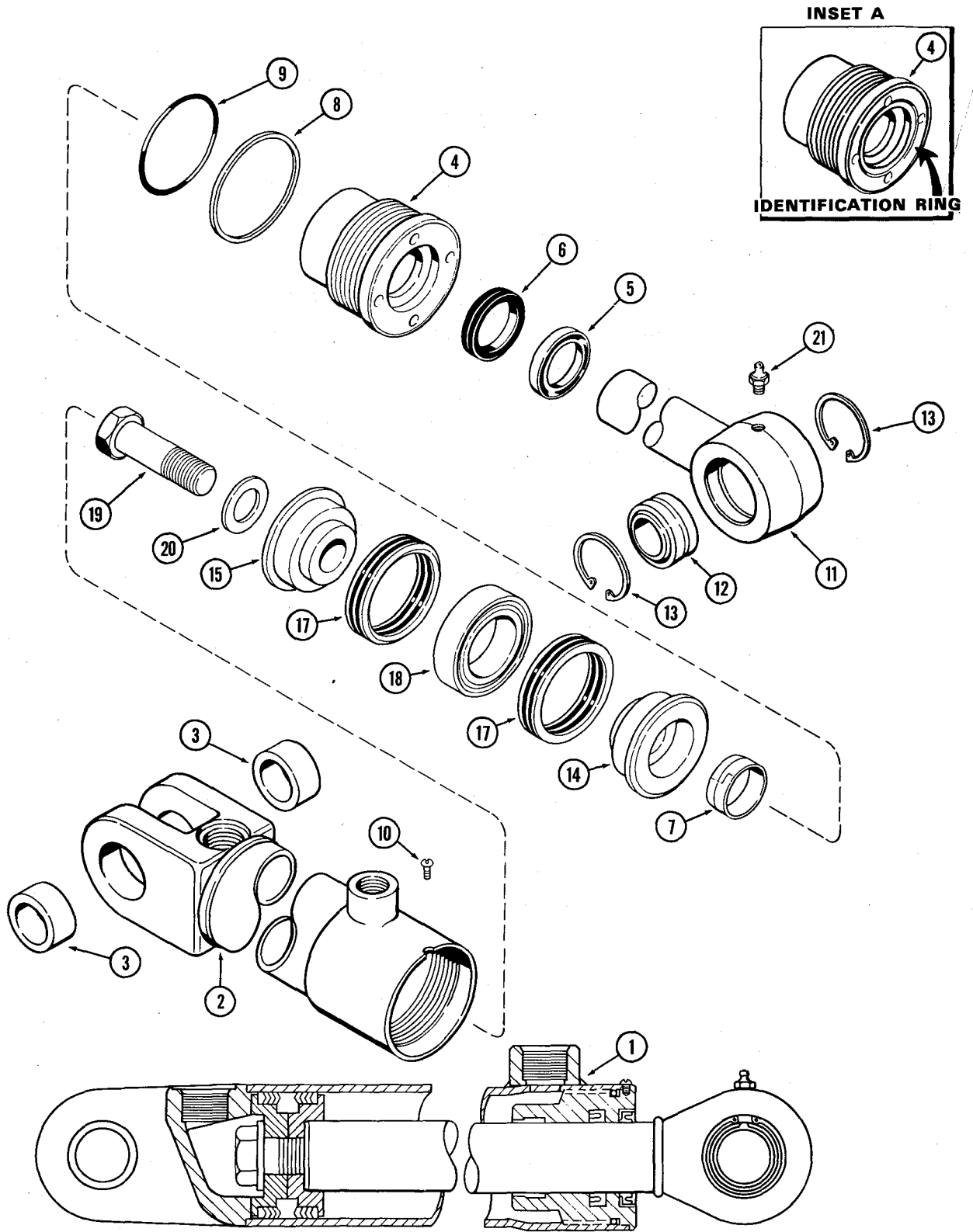
REF.	PART NO.	DESCRIPTION	REQ'D.
1	L 54660	HOSE - loader valve to 3 point hitch valve, pressure (38.4" long) . . . . .	1
2	218- 5147	ELBOW - 45°, adjustable . . . . .	1
3	218- 5008	SEAL - "O"ring . . . . .	1
4	D 52970	VALVE - control, 3 point hitch (Parts list page 271) . . . . .	1
5	D 52943	ELBOW - 45°, restrictor (Upper ports) . . . . .	3
6	218- 5006	SEAL - "O"ring . . . . .	1
7	218- 5136	ELBOW - 45°, adjustable (Lower ports) . . . . .	3
8	218- 5006	SEAL - "O"ring . . . . .	1
9	218- 5156	PLUG - valve port . . . . .	2
10	218- 5006	SEAL - "O"ring . . . . .	1
11	D 51685	HOSE - valve to lift cylinder, closed end (66" long) . . . . .	1
12	D 51686	HOSE - valve to lift cylinder, rod end (54" long) . . . . .	1
13	218- 5121	ELBOW - 90°, adjustable . . . . .	5
14	218- 5007	SEAL - "O"ring . . . . .	1
15	G 33456	CYLINDER - hydraulic, lift (See page 281 for proper cylinder) . . . . .	1
16	D 51688	HOSE - valve to pitch cylinder, closed end (42" long) . . . . .	1
17	D 51684	HOSE - valve to pitch cylinder, rod end (45" long) . . . . .	1
18	218- 5060	CONNECTOR - male, straight . . . . .	1
19	218- 5007	SEAL - "O"ring . . . . .	1
20	G 33128	CYLINDER - hydraulic, pitch (See page 285 for proper cylinder) . . . . .	1
21	D 52256	HOSE - valve to tilt cylinder, rod end (45" long) . . . . .	1
22	D 51683	HOSE - valve to tilt cylinder, closed end (56" long) . . . . .	1
23	G 33351	CYLINDER - hydraulic, tilt (See page 283 for proper cylinder) . . . . .	1
24	214- 261	CLAMP - hose . . . . .	1
25	D 95252	GUARD - hose . . . . .	1
26	214- 256	CLAMP - hose . . . . .	2
27	D 95251	GUARD - hose . . . . .	2
28	D 69865	CONNECTOR - straight, male . . . . .	1
29	218- 5008	SEAL - "O"ring . . . . .	1
30	D 72680	BRACKET - hose mounting . . . . .	1
31	113- 103	HHCS - 5/16" - 18 NC x 1" (Plated) . . . . .	2
32	195- 521	WASHER - flat, 5/16" (Plated) . . . . .	2
33	195- 20	WASHER - med. sect. lock, 5/16" (Plated) . . . . .	2
34	129- 102	NUT - hex., 5/16" - 18 NC . . . . .	2





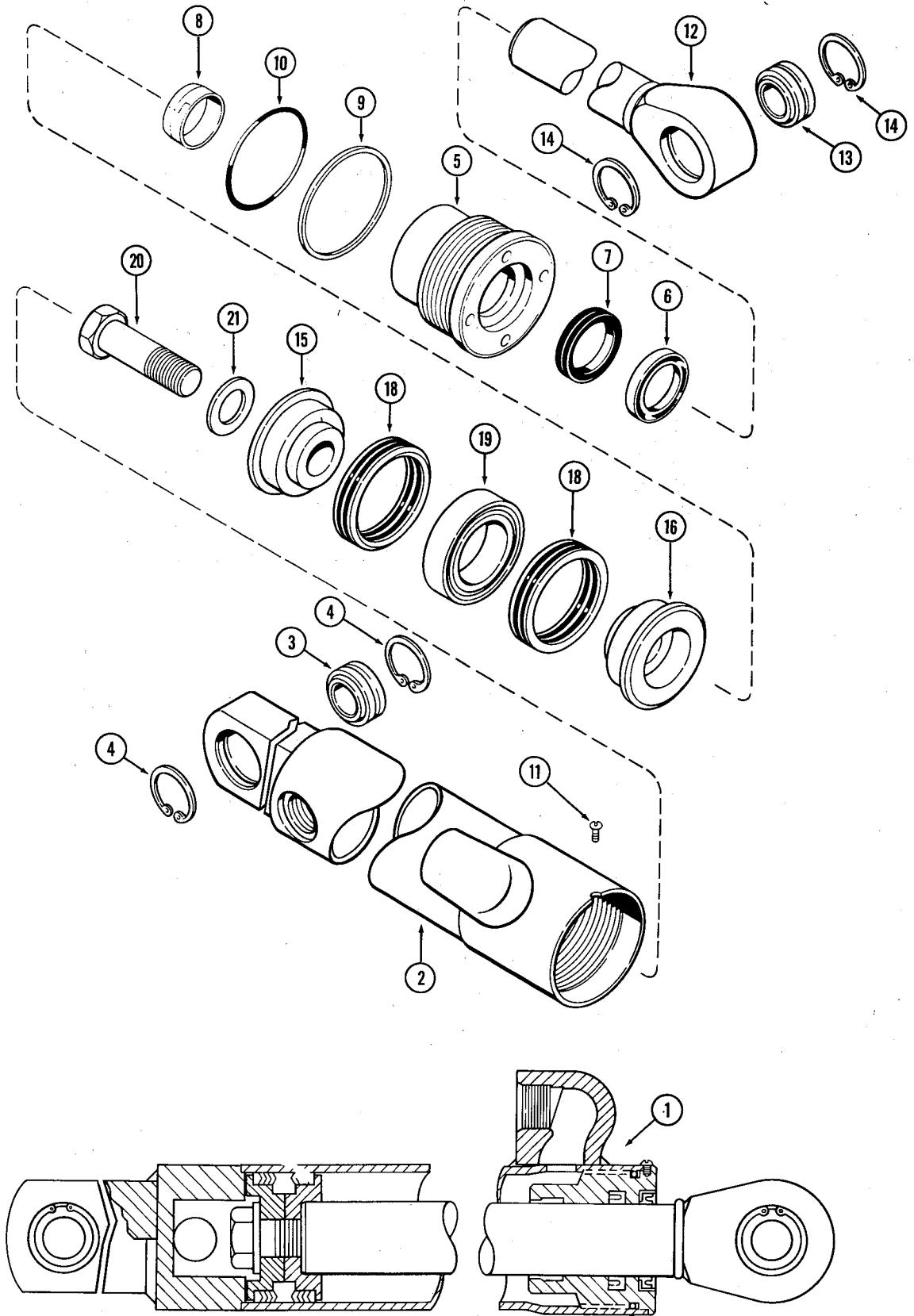
**G33456 3-POINT HITCH LIFT CYLINDER  
GLAND IS STAMPED WITH CYLINDER PART NUMBER**

REF.	PART NO.	DESCRIPTION	REQ'D.
1	G 33456	CYLINDER ASSEMBLY - lift, 3-point hitch (3" dia. x 8-3/8" stroke) . . . . .	1
2	G 32330	TUBE ASSEMBLY - cylinder body . . . . .	1
3	30634	BUSHING - tube . . . . .	2
4		RESERVED	
	G 34328	GLAND ASSEMBLY - hand stamped for identification . . .	1
5	NSS	GLAND . . . . .	1
6	NSS	RING - center bearing . . . . .	1
7*	D 95142	WIPER - piston rod (1-1/2" x 2" x 5/16") . . . . .	1
8*	G 34302	BEARING - center . . . . .	1
9*	D 36969	SEAL - piston rod (1-1/2" x 2" x 7/16") . . . . .	1
10*	A 30095	"O" RING - gland (3 x 3-1/4" x 1/8") . . . . .	1
11*	G 32122	RING - gland "O" ring back-up . . . . .	1
12	187- 1031	SCREW - gland lock (#8 - 32 NC x 1/4" self tapping) . . . .	1
13	G 33457	ROD ASSEMBLY - piston (1-1/2" dia.) . . . . .	1
14	30634	BUSHING - piston rod . . . . .	2
15	G 33150	PISTON - split (Rod end) . . . . .	1
16	D 28366	PISTON - split (Bolt end) . . . . .	1
17	*G 33151	PACKING ASSY. - piston (Not shown) . . . . .	1
18	NSS	PACKING ASSEMBLY - "V" type . . . . .	2
19	NSS	RING - center bearing . . . . .	1
20	28- 1240	BOLT - piston (3/4" x 2-1/2" NF hex.) . . . . .	1
21	G 32317	WASHER - piston bolt (7/8" x 1-3/8" x 1/8") . . . . .	1
22	219- 1	FITTING - grease (1/8" NPT, straight) . . . . .	2
	G 34332	SEAL KIT - cylinder repair (Includes all items with an asterisk) . . . . .	1



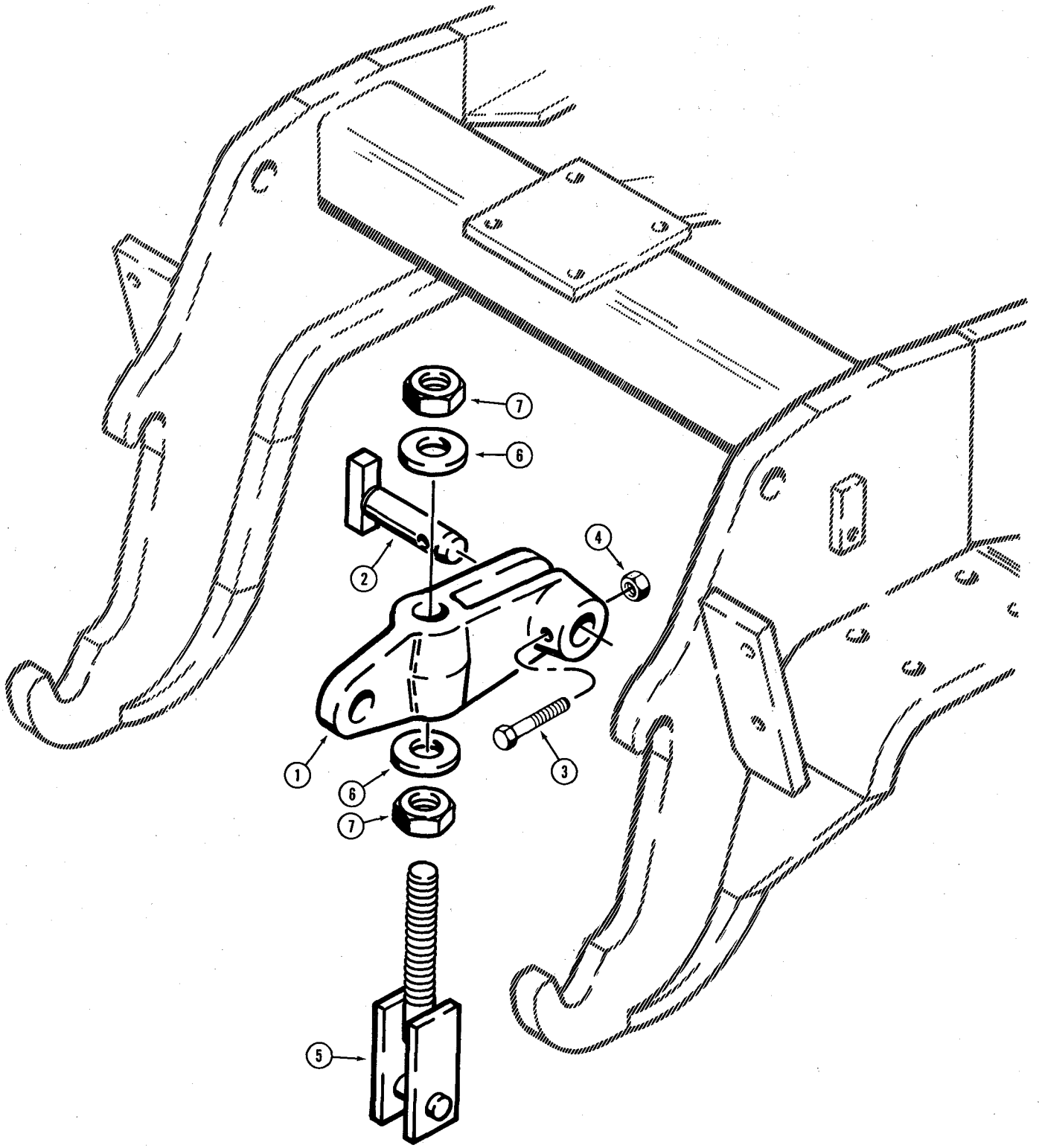
**G33351 3-POINT HITCH TILT CYLINDER  
GLAND HAS IDENTIFICATION RING**

REF.	PART NO.	DESCRIPTION	REQ'D.
1	G 33351	CYLINDER ASSEMBLY - tilt (2-1/2" dia. x 6-5/16" stroke)	1
2	G 32313	TUBE ASSEMBLY - cylinder body	1
3	D 34818	BUSHING - tube	2
	G 33578	GLAND ASSEMBLY	1
4	NSS	GLAND - with identification ring (See Inset A)	1
5*	D 95141	WIPER - piston rod, outer (1-1/4" x 1-3/4" x 5/16")	1
6*	D 36968	SEAL - piston rod (1-1/4" x 1-3/4" x 13/32")	1
7*	D 27705	WIPER - piston rod, inner	1
8*	G 32129	RING - gland "O" ring back-up	1
9*	A 28318	"O" RING - gland (2-1/2" x 2-3/4" x 1/8")	1
10	187- 1031	SCREW - gland lock (#8 - 32 NC x 1/4" self tapping)	1
11	G 33352	ROD ASSEMBLY - piston, 1-1/4" dia. (With identification ring)	1
12	D 22200	BUSHING - piston rod (Self-aligning)	1
13	D 27833	RING - snap, bushing retaining	2
14	G 33347	PISTON - split (Rod end) With identification ring	1
15	D 28364	PISTON - split (Bolt end)	1
16		RESERVED	
*	G 33193	PACKING ASSEMBLY - piston	1
17	NSS	PACKING ASSEMBLY - "V" type	2
18	NSS	RING - center bearing	1
19	28- 1240	BOLT - piston (3/4" x 2-1/2" NF hex.)	1
20	G 32317	WASHER - piston bolt (7/8" x 1-3/8" x 9/64")	1
21	219- 1	FITTING - grease (1/8" NPT, straight)	1
22	G 32295	SEAL KIT - cylinder repair (Includes all items with an asterisk) Not shown	1



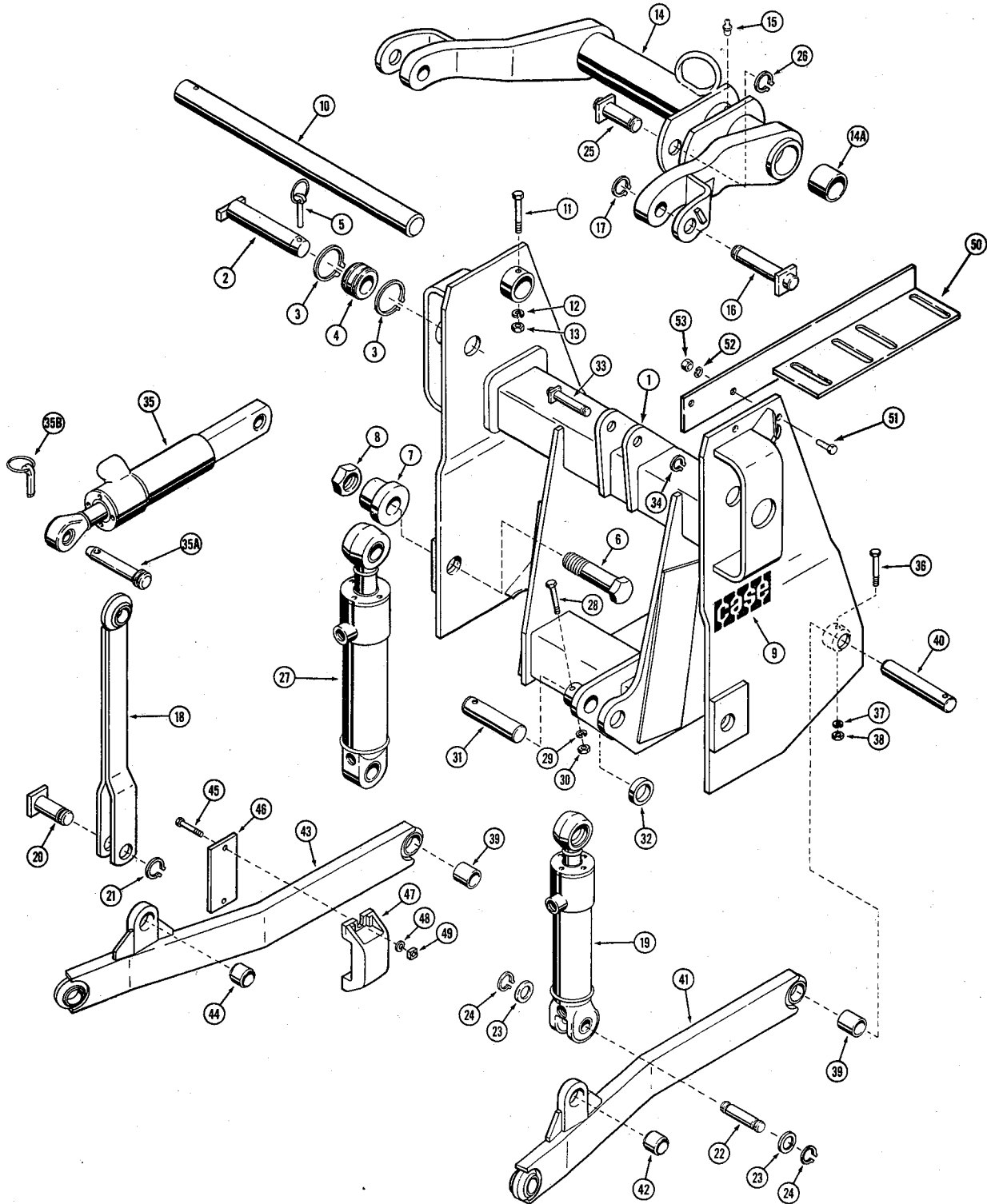
## G33128 3-POINT HITCH PITCH CYLINDER

REF.	PART NO.	DESCRIPTION	REQ'D.
1	G 33128	CYLINDER ASSEMBLY - pitch (2-1/2" dia. x 7" stroke)	1
2	G 33129	TUBE ASSEMBLY - cylinder body	1
3	G 32321	BUSHING - tube (Self-aligning)	1
4	A 21145	RING - snap, bushing retaining	2
	G 33578	GLAND ASSEMBLY	1
5	NSS	GLAND	1
6*	D 95141	WIPER - piston rod, outer (1-1/4" x 1-3/4" x 5/16")	1
7*	D 36968	SEAL - piston rod (1-1/4" x 1-3/4" x 13/32")	1
8*	D 27705	WIPER - piston rod, inner	1
9*	G 32129	RING - gland "O"ring back-up	1
10*	A 28318	"O" RING - gland (2-1/2" x 2-3/4" x 1/8")	1
11	187- 1031	SCREW - gland lock (#8 - 32 NC x 1/4" self-tapping)	1
12	G 33134	ROD ASSEMBLY - piston (1-1/4" dia.)	1
13	G 32321	BUSHING - piston rod (Self-aligning)	1
14	A 21145	RING - snap, bushing retaining	2
15	G 33138	PISTON	1
16*	G 33139	RING - wear, piston	1
17*	F 62076	"O" RING - piston (2" x 2-1/4" x 1/8")	1
18*	G 33140	RING - seal, piston	1
19	28- 1232	BOLT - piston (3/4" x 2" NF, hex)	1
	G 33141	SEAL KIT - cylinder repair (Includes all items with an asterisk)	1



## 3-POINT HITCH MOUNTING PARTS

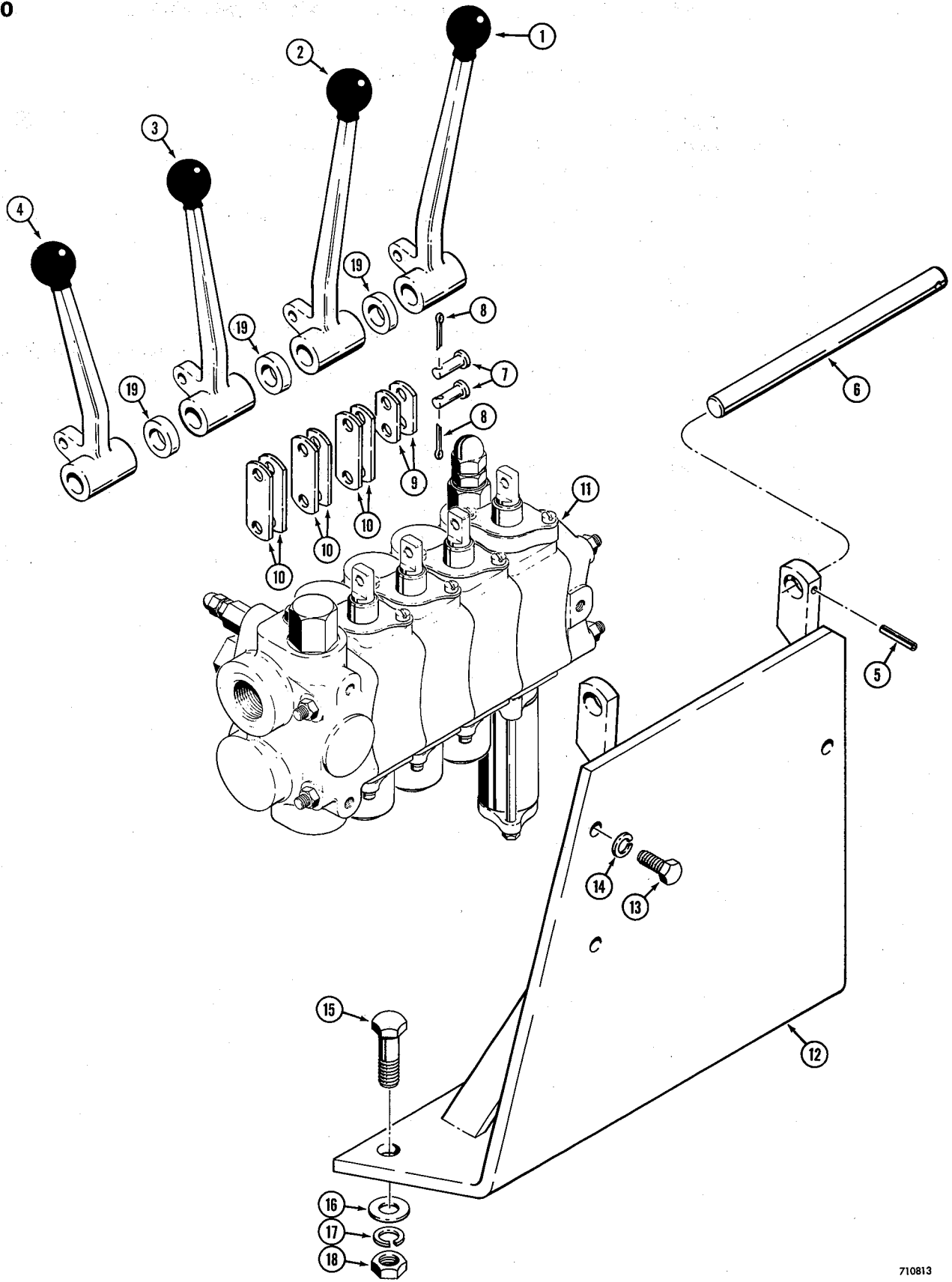
REF.	PART NO.	DESCRIPTION	REQ'D.
1	D 64962	LINK - upper	2
2	D 71870	PIN - upper link	2
3	13- 860	HHCS - 1/2" - 13 NC x 3-3/4"	2
4	131- 654	NUT - hex . 1/2" - 13 NC	2
5	D 61065	ROD - tension	2
6	D 64968	WASHER - special, heat treated	4
7	25- 1020	NUT - hex., 1-1/4" - 7 NC	4





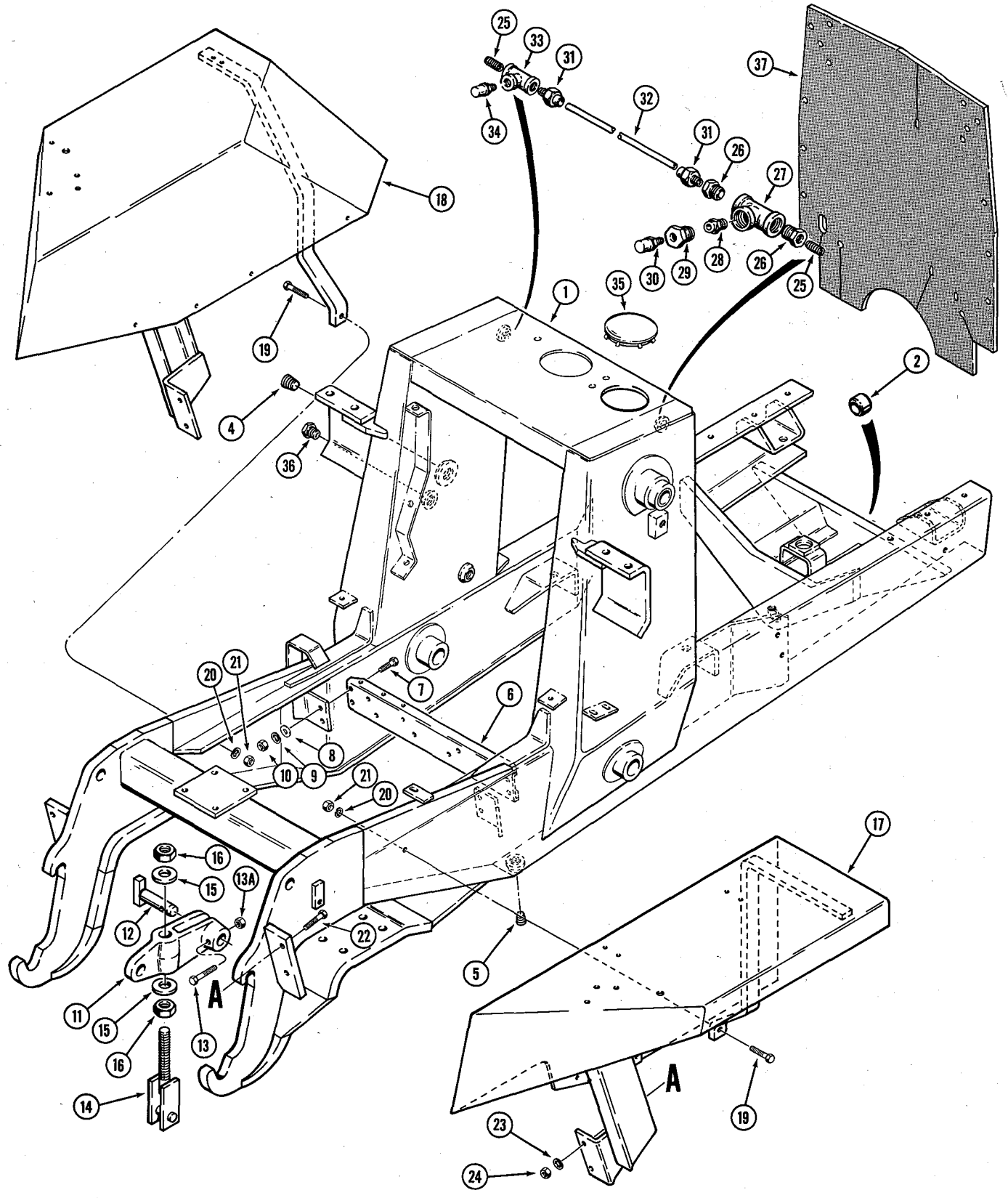
### 3-POINT HITCH MOUNTING FRAME AND RELATED PARTS

REF.	PART NO.	DESCRIPTION	REQ'D.
1	D 67337	FRAME - mounting, 3 point hitch	1
2	D 54957	PIN - mounting, frame to upper support arm	2
3	F 40807	RING - retaining, spacer	4
4	D 51895	SPACER - mounting pin	2
5	D 33805	PIN - klik	2
6	13- 2068	HHCS - 1-1/4" - 7 NC x 4-1/4"	2
7	D 51573	PIN - frame mounting (Lower)	2
8	25- 1020	NUT - hex. (1-1/4" - 7 NC)	2
9	321- 2425	DECAL - "CASE", on mounting frame	2
10	D 51569	SHAFT - rocker	1
11	13- 648	HHCS - 3/8" - 16 NC x 3"	1
12	92- 6	WASHER - med. sect. lock (3/8")	1
13	25- 106	NUT - hex. (3/8" - 16 NC)	1
14	D 72875	TUBE - rocker shaft	1
14A	D 50146	BUSHING - tube	2
15	219- 4	FITTING - grease, straight (1/8" NPT)	1
16	D 51299	PIN - mounting, tilt cylinder and strut (Upper)	2
17	D 25277	RING - retaining	2
18	D 51276	STRUT - stationary, tilt cylinder opposing	1
19	REF.	CYLINDER - hydraulic, tilt (See page 283 for proper cylinder)	1
20	D 51297	PIN - mounting, strut (Lower)	1
21	D 25277	RING - retaining, lower strut mounting pin	1
22	D 30609	PIN - mounting, tilt cylinder (Lower)	1
23	195- 53	WASHER - plain, cylinder alignment	UAR
24	D 25277	RING - retaining, lower tilt cylinder mounting pin	2
25	D 51302	PIN - mounting, lift cylinder (Upper)	1
26	D 26918	RING - retaining, upper lift cylinder mounting pin	1
27	REF.	CYLINDER - hydraulic, lift (Parts list page 281)	1
28	13- 640	HHCS - 3/8" - 16 NC x 2-1/2"	1
29	92- 6	WASHER - med sect lock (3/8")	1
30	25- 106	NUT - hex. (3/8" - 16 NC)	1
31	D 51695	PIN - mounting, lift cylinder (Lower)	1
32	D 51692	SPACER - lift cylinder mounting pin, lower	1
33	D 51294	PIN - mounting, pitch cylinder at mounting frame	1
34	T 25683	RING - retaining, pitch cylinder mounting pin	1
35	REF.	CYLINDER - hydraulic, pitch (Parts list page 285)	1
35A	G 16735	PIN - mounting, pitch cylinder to equipment	1
35B	A 30338	PIN - Klik, retaining	1
36	13- 640	HHCS - 3/8" - 16 NC x 2-1/2"	2
37	92- 6	WASHER - med. sect. lock (3/8")	2
38	25- 106	NUT - hex. (3/8" - 16 NC)	2
39	D 51588	TUBE - pivot, draft arm mounting pin	2
40	D 50724	PIN - mounting, draft arm to mounting frame	2
41	D 51339	ARM - draft, R.H.	1
42	D 51608	BUSHING - arm	1
43	D 51340	ARM - draft, L.H.	1
44	D 51608	BUSHING - arm	1
45	13- 632	HHCS - 3/8" - 16 NC x 2"	4
46	D 56245	PLATE - sway retaining	2
47	D 51722	ANCHOR - sway retaining	2
48	92- 6	WASHER - med sect lock (3/8")	4
49	25- 226	NUT - square, heavy (3/8" - 16 NC)	4
50	D 69194	BAR - valve mounting	1
51	13- 824	HHCS - 1/2" - 13 NC x 1-1/2"	2
52	92- 8	WASHER - med. sect. lock, 1/2"	2
53	25- 108	NUT - hex., 1/2" - 13 NC	2



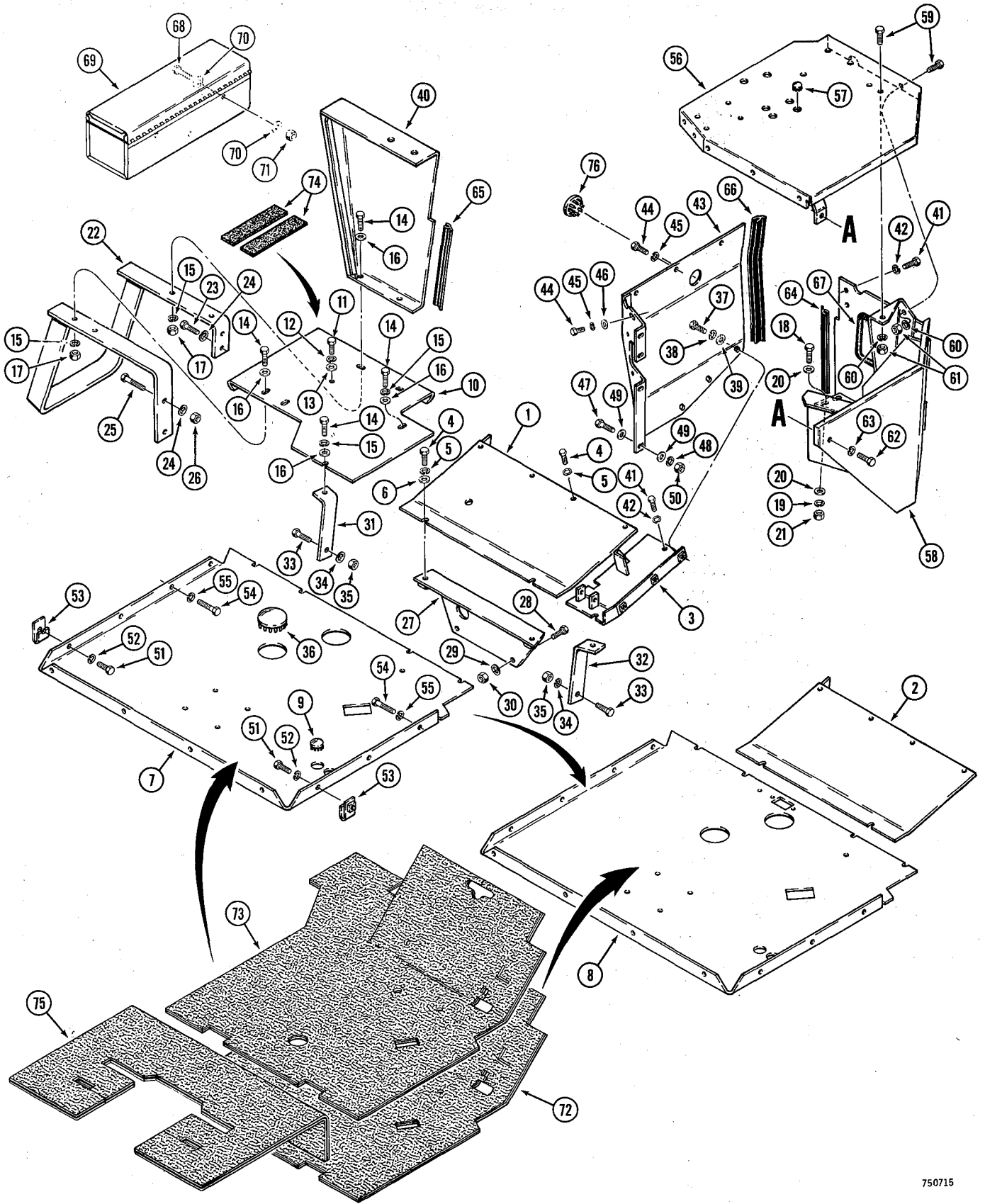
**3-POINT HITCH  
CONTROL LEVERS AND VALVE**

REF.	PART NO.	DESCRIPTION	REQ'D.
1	D 33255	LEVER - 3 point hitch control, lift . . . . .	1
2	D 51689	LEVER - 3 point hitch control, pitch . . . . .	1
3	D 51690	LEVER - 3 point hitch control, tilt . . . . .	1
4	D 33256	LEVER - 3 point hitch control, implement . . . . .	1
5	138- 98	PIN - roll type, 1/4" dia x 1" . . . . .	1
6	D 52945	SHAFT - control lever pivot . . . . .	1
7	141- 3	PIN - link mounting . . . . .	8
8	132- 25	PIN - cotter, 3/32" dia x 5/8" . . . . .	8
9	D 52980	LINK - lever to spool (Lift spool only) . . . . .	2
10	D 38089	LINK - lever to spool (Pitch, tilt and implement spools only). 6	6
11	D 52970	VALVE - control, 3 point hitch (Parts list page 271) . . . . .	1
12	D 52950	PLATE - valve mounting . . . . .	1
13	13- 612	HHCS - 3/8" - 16 NC x 3/4" . . . . .	3
14	92- 6	WASHER - med. sect. lock (3/8") . . . . .	3
15	13- 824	HHCS - 1/2" - 13 NC x 1-1/2" . . . . .	3
16	95- 8	WASHER - standard wrot (1/2") . . . . .	3
17	92- 8	WASHER - med. sect. lock (1/2") . . . . .	3
18	25- 108	NUT - hex. (1/2" -13 NC) . . . . .	3
19	D 52944	SPACER - .22" thick . . . . .	3



## CHASSIS AND REAR FENDERS

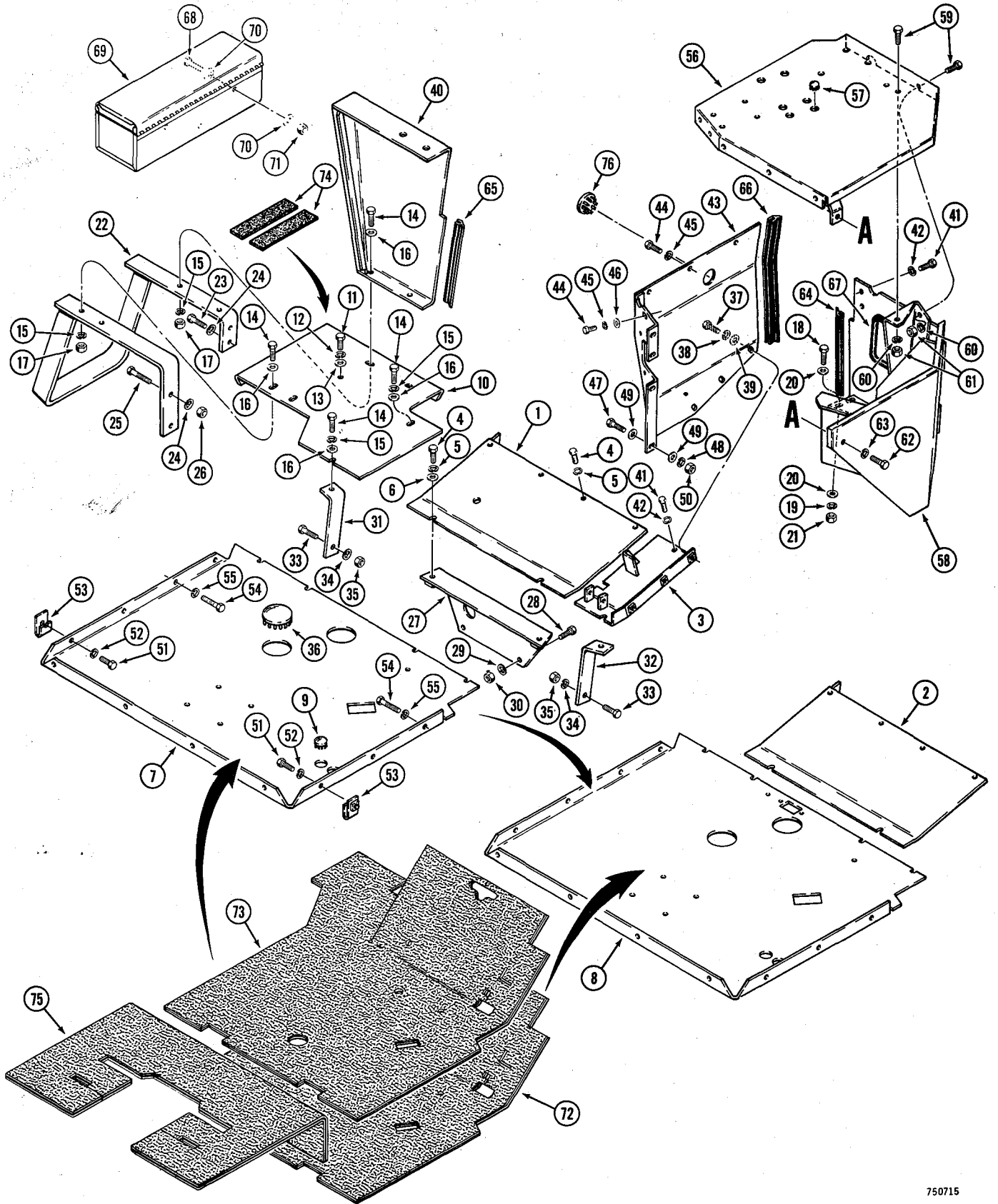
REF.	PART NO.	DESCRIPTION	REQ'D.
1	D 68763	CHASSIS - tractor	1
2	D 43940	BUSHING - front axle mounting	2
3		RESERVED	
4	221- 27	PLUG - pipe, 1-1/4"	1
5	221- 35	PLUG - pipe, 3/4"	2
6	D 66068	BRACKET - crossmember	1
7	13- 820	HHCS - 1/2" - 13 NC x 1-1/4"	4
8	195- 33	WASHER - plain, 1/2"	4
9	92- 8	WASHER - med. sect. lock, 1/2"	4
10	25- 108	NUT - hex, 1/2" - 13 NC	4
11	D 64962	LINK - upper	2
12	D 71870	PIN - 1-1/2" O.D.	2
13	13- 860	HHCS - 1/2" - 13 NC x 3-3/4"	2
13A	131- 654	NUT - hex, lock (1/2" - 13 NC)	2
14	D 61065	ROD - tension	2
15	D 64968	WASHER - flat, heat treated	4
16	25- 1020	NUT - hex, 1-1/4" - 7 NC	4
17	D 68624	FENDER - rear, R.H.	1
18	D 68625	FENDER - rear, L.H.	1
19	13- 836	HHCS - 1/2" - 13 NC x 2-1/4"	2
20	92- 8	WASHER - med. sect. lock, 1/2"	2
21	25- 108	NUT - hex, 1/2" - 13 NC	2
22	26- 1036	HHCS - 5/8" - 11 NC x 2-1/4", grade 8	4
23	92- 10	WASHER - med. sect. lock, 5/8"	4
24	129- 563	NUT - hex, 5/8" - 11 NC	4
25	221- 130	NIPPLE - 1/4" NPT	2
26	221- 55	BUSHING - reducer	2
27	221- 441	TEE - breather	1
28	D 63543	FILTER - breather	1
29	D 63506	ADAPTER - breather	1
30	D 15538	INLET - breather	1
31	220- 502	COUPLING - hose	2
32	D 72098	HOSE - breather	1
33	221- 430	TEE - relief valve	1
34	R 15536	VALVE - relief	1
35	205- 72	PLUG - button	1
36	D 63875	SIGHT GLASS - oil level	1
37	D 70838	PAD - sound	1



## FLOOR PLATES AND OPERATORS COMPARTMENT

REF.	PART NO.	DESCRIPTION	REQ'D.
1	D 70508	PLATE - floor, front (Power shuttle)	1
2	D 68666	PLATE - floor, front (Dry clutch)	1
3	D 66769	PLATE - floor, R.H.	1
4	13- 616	HHCS - 3/8" - 16 NC x 1"	6
5	92- 6	WASHER - med. sect. lock, 3/8"	6
6	195- 25	WASHER - flat, 3/8"	2
7	D 70506	PLATE - floor, rear (Power shuttle)	1
8	D 68659	PLATE - floor, rear (Dry clutch)	1
9	205- 61	PLUG - button, 1-1/2" dia.	2
10	D 68667	PLATE - floor, entrance	1
11	13- 616	HHCS - 3/8" - 16 NC x 1"	1
12	92- 6	WASHER - med. sect. lock, 3/8"	1
13	195- 25	WASHER - flat, 3/8"	1
14	13- 620	HHCS - 3/8" - 16 NC x 1-1/4"	6
15	92- 6	WASHER - med. sect. lock, 3/8"	6
16	195- 25	WASHER - flat, 3/8"	6
17	25- 106	NUT - hex, 3/8" - 16 NC	4
18	13- 616	HHCS - 3/8" - 16 NC x 1"	2
19	92- 6	WASHER - med. sect. lock, 3/8"	2
20	195- 25	WASHER - flat, 3/8"	4
21	25- 106	NUT - hex., 3/8" - 16 NC	2
22	D 68738	STEP - operator's compartment	1
23	13- 820	HHCS - 1/2" - 13 NC x 1-1/4"	2
24	92- 8	WASHER - med. sect. lock, 1/2"	4
25	13- 824	HHCS - 1/2" - 13 NC x 1-1/2"	2
26	25- 108	NUT - hex., 1/2" - 13 NC	2
27	D 66063	BRACKET - crossmember	1
28	13- 616	HHCS - 3/8" - 16 NC x 1"	2
29	92- 6	WASHER - med. sect. lock, 3/8"	2
30	25- 106	NUT - hex., 3/8" - 16 NC	2
31	D 70498	BRACKET - L.H.	1
32	D 70499	BRACKET - R.H.	1
33	13- 620	HHCS - 3/8" - 16 NC x 1-1/4"	2
34	92- 6	WASHER - med. sect. lock, 3/8"	2
35	25- 106	NUT - hex., 3/8" - 16 NC	2
36	205- 72	PLUG - button	1
37	13- 512	HHCS - 5/16" - 18 NC x 3/4"	3
38	92- 5	WASHER - med. sect. lock, 5/16"	3
39	195- 21	WASHER - flat, 5/16"	3
40	D 68362	PANEL - compartment	1
41	13- 612	HHCS - 3/8" - 16 NC x 3/4"	3
42	92- 6	WASHER - med. sect. lock, 3/8"	3
43	D 68238	PLATE - cover	1
44	13- 512	HHCS - 5/16" - 18 NC x 3/4"	4
45	92- 5	WASHER - med. sect. lock, 5/16"	4
46	195- 21	WASHER - flat, 5/16"	1
47	13- 612	HHCS - 3/8" - 16 NC x 3/4"	4
48	92- 6	WASHER - med. sect. lock, 3/8"	4
49	195- 25	WASHER - flat, 3/8"	8
50	25- 106	NUT - hex, 3/8" - 16 NC	4
51	13- 512	HHCS - 5/16" - 18 NC x 3/4"	5
52	92- 5	WASHER - med. sect. lock, 5/16"	5
53	131- 636	NUT - cage, 5/16" - 18 NC	5

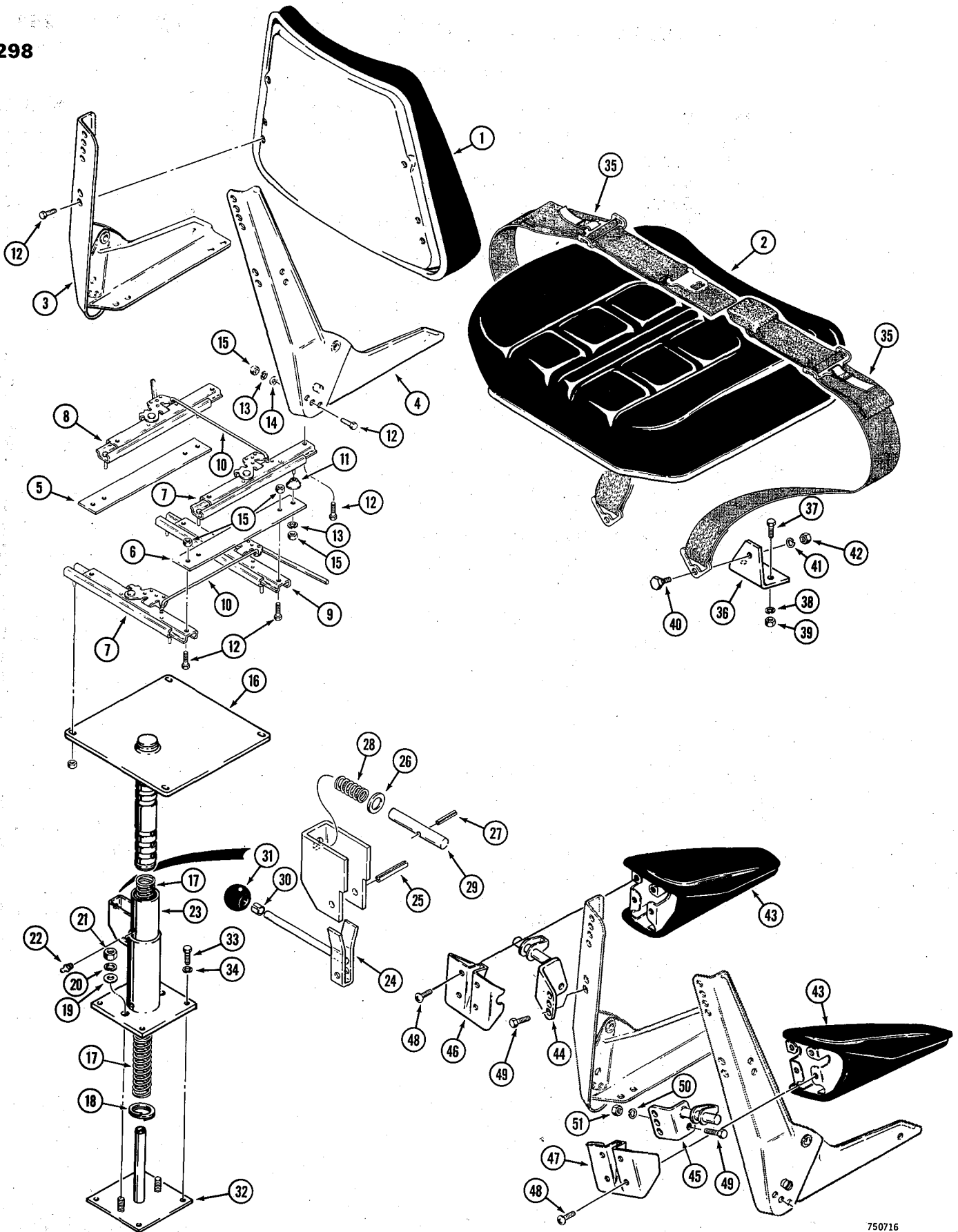
(Con't on next page)





## FLOOR PLATES AND OPERATORS COMPARTMENT

REF.	PART NO.	DESCRIPTION	REQ'D.
54	13- 624	HHCS - 3/8" - 16 NC x 1-1/2" . . . . .	2
55	92- 6	WASHER - med. sect. lock, 3/8" . . . . .	2
56	D 68091	PLATE - valve mounting . . . . .	1
57	205- 33	PLUG - button . . . . .	2
58	D 68445	BOX - battery . . . . .	1
59	13- 612	HHCS - 3/8" - 16 NC x 3/4" . . . . .	2
60	92- 6	WASHER - med. sect. lock, 3/8" . . . . .	2
61	25- 106	NUT - hex, 3/8" - 16 NC . . . . .	2
62	13- 616	HHCS - 3/8" - 16 NC x 1" . . . . .	1
63	92- 6	WASHER - med. sect. lock, 3/8" . . . . .	1
64	D 95811	TRIM - channel . . . . .	1
65	D 95812	TRIM - channel . . . . .	1
66	D 95813	TRIM - channel . . . . .	1
67	D 59554	TRIM - quickedge . . . . .	1
68	114- 200	HHCS - 3/8" - 24 NF x 1" . . . . .	3
69	D 55624	TOOL BOX - tractor . . . . .	1
70	195- 525	WASHER - flat, 3/8" . . . . .	6
71	129- 123	NUT - hex., lock (3/8" - 24 NF) . . . . .	3
72	D 69730	MAT - floor. Drv Clutch Models . . . . .	1
73	D 69731	MAT - floor. power shuttle models . . . . .	1
74	D 55216	STRIP - anti-skid . . . . .	2
75	D 69728	MAT - floor, backhoe (if used) . . . . .	1
76	205- 67	PLUG - button. 2" . . . . .	2

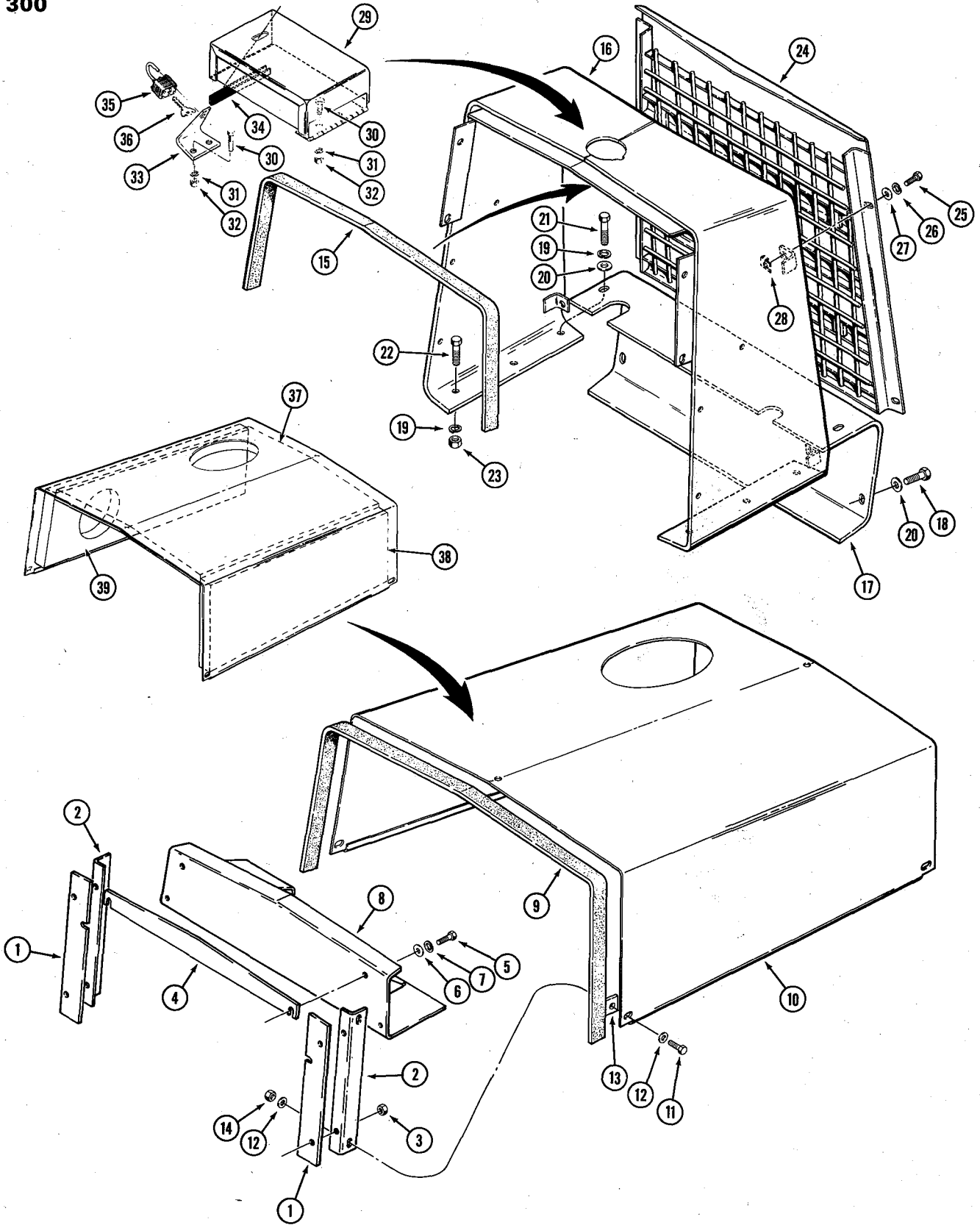


## OPERATOR'S SEAT

REF.	PART NO.	DESCRIPTION	REQ'D.
	L 57148	SEAT ASSEMBLY - operators	1
1	A 40942	BACKREST - seat	1
2	D 56883	CUSHION - seat	1
3	D 56885	FRAME - seat, L.H.	1
4	D 56886	FRAME - seat, R.H.	1
5	D 59687	BRACKET - mounting, L.H.	1
6	D 59686	BRACKET - mounting, R.H.	1
7	A 64818	ADJUSTER - seat	2
8	L 35629	ADJUSTER - seat, L.H.	1
9	D 59695	ADJUSTER - seat, front	1
10	L 35492	ROD - connecting, seat adjusters	2
11	D 59689	SPACER - seat frame	4
12	113- 118	HHCS - 5/16" - 18 NC x 5/8" (Zinc plated)	18
13	192- 20	WASHER - med. sect. lock, 5/16" (Zinc plated)	10
14	195- 521	WASHER - plain (5/16") Zinc plated	10
15	129- 102	NUT - hex., 5/16" - 18 NC (Zinc plated)	10
16	D 67540	POST - seat mounting	1
17	D 64767	SPRING - seat	1
18	D 49776	RING - retaining	1
19	195- 25	WASHER - flat, 3/8"	2
20	92- 6	WASHER - med. sect. lock, 3/8"	2
21	25- 106	NUT - hex., 3/8" - 16 NC	2
22	219- 1	FITTING - grease, straight (1/8" NPT)	1
23	D 64776	POST - seat base	1
24	D 38258	LOCK - seat height adjustment	1
25	138- 137	PIN - roll	1
26	D 49941	WASHER - flat	1
27	138- 94	PIN - roll	1
28	D 49774	SPRING - lock	1
29	D 38261	PIN - post latch	1
30	D 38673	RING - knob retaining	1
31	D 38643	KNOB - height adjustment lever	1
32	D 62012	SPACER - base	1
33	13- 620	HHCS - 3/8" - 16 NC x 1-1/4"	4
34	92- 6	WASHER - med. sect. lock, 3/8"	4
35	D 60615	BELT - seat	1
36	D 67600	BRACKET - seat belt mounting	2
37	113- 207	HHCS - 3/8" - 16 NC x 1" (Plated)	4
38	192- 21	WASHER - med. sect. lock, 3/8" (Plated)	4
39	129- 103	NUT - hex., 3/8" - 16 NC (Plated)	4
40	F 42236	BOLT - shoulder (Plated)	2
41	192- 22	WASHER - med. sect. lock (Plated)	2
42	129- 124	NUT - hex., plated	2

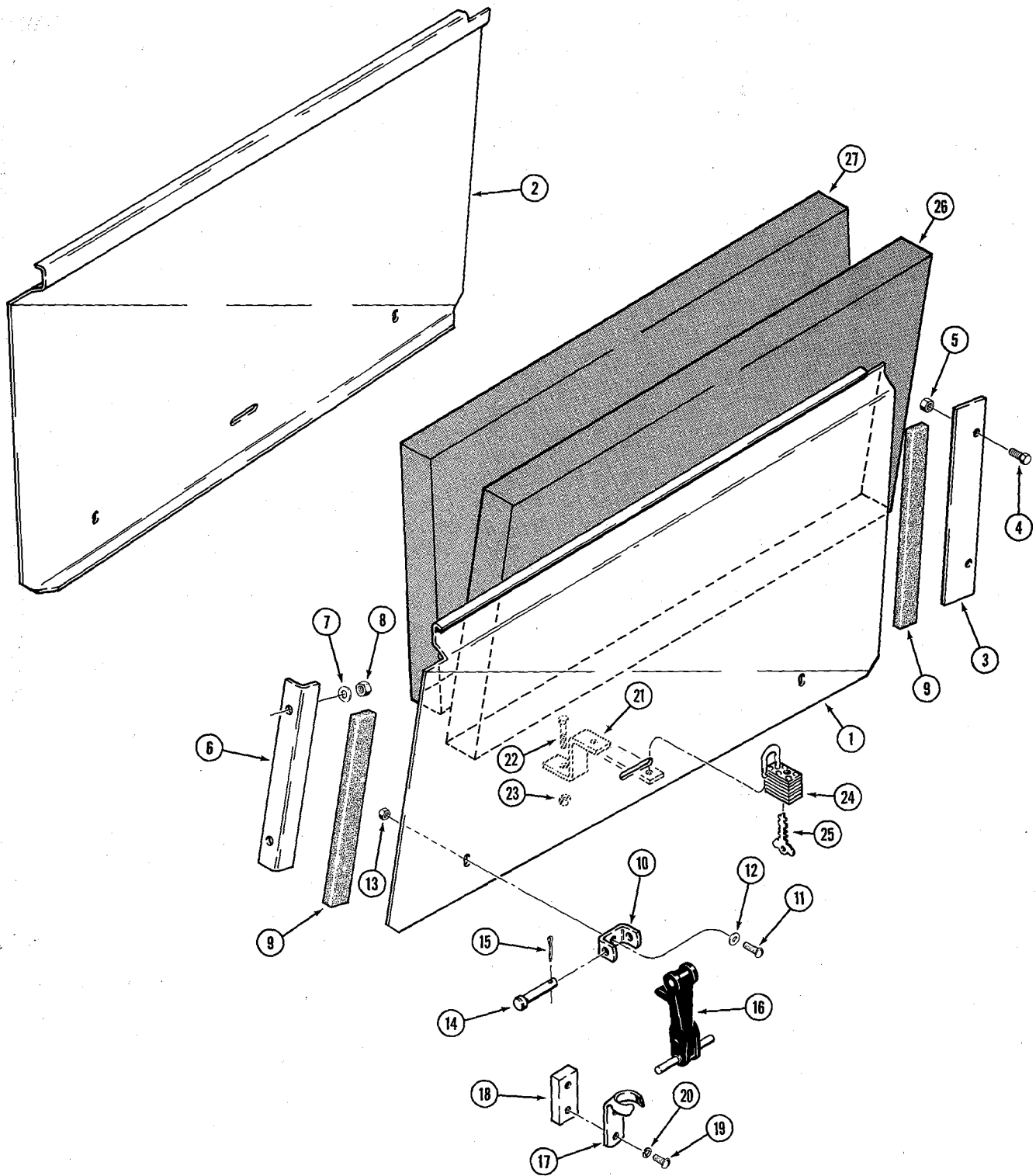
## D56424 ARM REST KIT

	D 56424	KIT - arm rest	1
43	D 56898	ARM REST - operator	2
44	D 56899	BRACKET - mounting, L.H.	1
45	D 56900	BRACKET - mounting, R.H.	1
46	D 56901	PLATE - mounting, L.H.	1
47	D 56902	PLATE - mounting, R.H.	1
48	187- 1004	SCREW - self-tapping (#8 - 32 NC x 3/8", Phillips head)	8
49	113- 143	HHCS - 5/16" - 18 NC x 5/8"	2
50	192- 20	WASHER - med. sect. lock (5/16")	2
51	129- 102	NUT - hex. (5/16" - 18 NC)	2



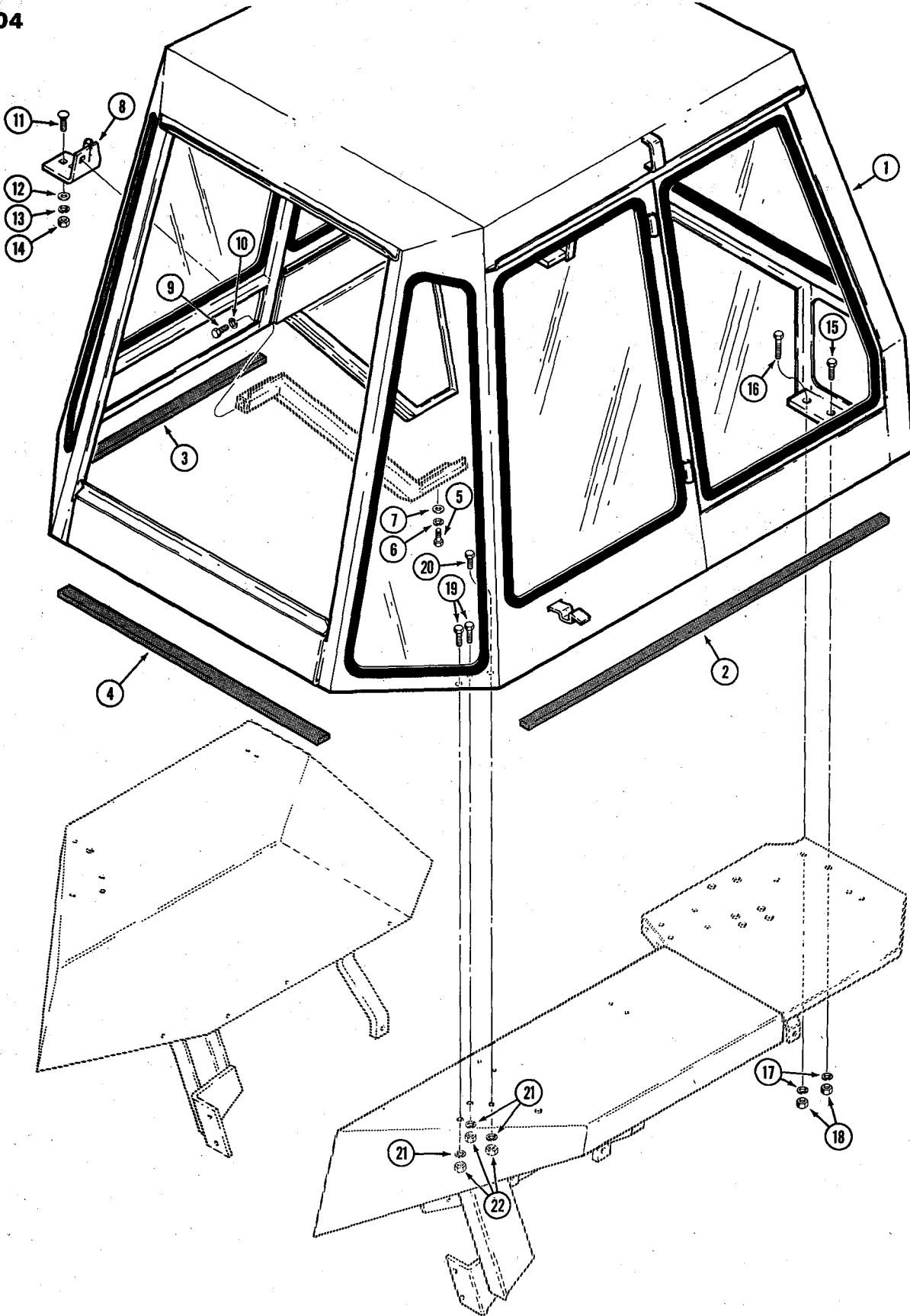
## HOOD AND RADIATOR GUARD

REF.	PART NO.	DESCRIPTION	REQ'D.
1	D 70484	SPACER - angle, hood mounting (Models without noise control)	2
2	D 67794	ANGLE - hood mounting	2
3	131- 665	NUT - hex., lock (5/16" - 18 NC)	6
4	D 70485	SPACER - hood mounting (Models without noise control)	1
5	13- 620	HHCS - 3/8" - 16 NC x 1-1/4"	2
6	195- 25	WASHER - flat, 3/8"	2
7	92- 6	WASHER - med. sect. lock, 3/8"	2
8	D 67826	PLATE - hood and air cleaner mounting	1
9	D 95582	STRIP - rubber, rear	1
10	D 67749	HOOD - engine	1
11	13- 516	HHCS - 5/16" - 18 NC x 1"	4
12	195- 21	WASHER - flat, 5/16"	8
13	D 61266	SPACER - hood	4
14	131- 651	NUT - hex., lock (5/16" - 18 NC)	4
15	D 95581	STRIP - rubber, front	1
16	D 68962	GUARD - radiator	1
17	D 68978	GUARD - pump	1
18	13- 1220	HHCS - 3/4" - 10 NC x 1-1/4"	2
19	92- 8	WASHER - med. sect. lock, 1/2"	2
20	195- 45	WASHER - flat, 3/4"	4
21	13- 832	HHCS - 1/2" - 13 NC x 2"	2
22	13- 824	HHCS - 1/2" - 13 NC x 1-1/2"	2
23	25- 108	NUT - hex., 1/2" - 13 NC	2
24	D 67580	GRILLE - radiator	1
25	13- 612	BOLT - 3/8" - 16 NC x 3/4"	4
26	92- 6	WASHER - med. sect. lock, 3/8"	4
27	195- 25	WASHER - flat, 3/8"	4
28	131- 634	NUT - 3/8" - 16 NC, "J" nut	4
29	D 70139	COVER - radiator and fuel cap (Models with lockup parts)	2
30	13- 516	HHCS - 5/16" - 18 NC x 1"	8
31	92- 5	WASHER - med. sect. lock, 5/16"	8
32	25- 105	NUT - hex, 5/16" - 18 NC	8
33	D 70140	BRACKET - lock	2
34	D 95461	TRIM - "Quickedge"	2
35	R 29556	LOCK - cover	2
36	R 29554	KEY - padlock	2
37	D 72110	PADDING - hood, top (Models with noise control)	1
38	D 72112	PADDING - hood, R.H. (Models with noise control)	1
39	D 72111	PADDING - hood, L.H. (Models with noise control)	1



## ENGINE SIDE PANELS

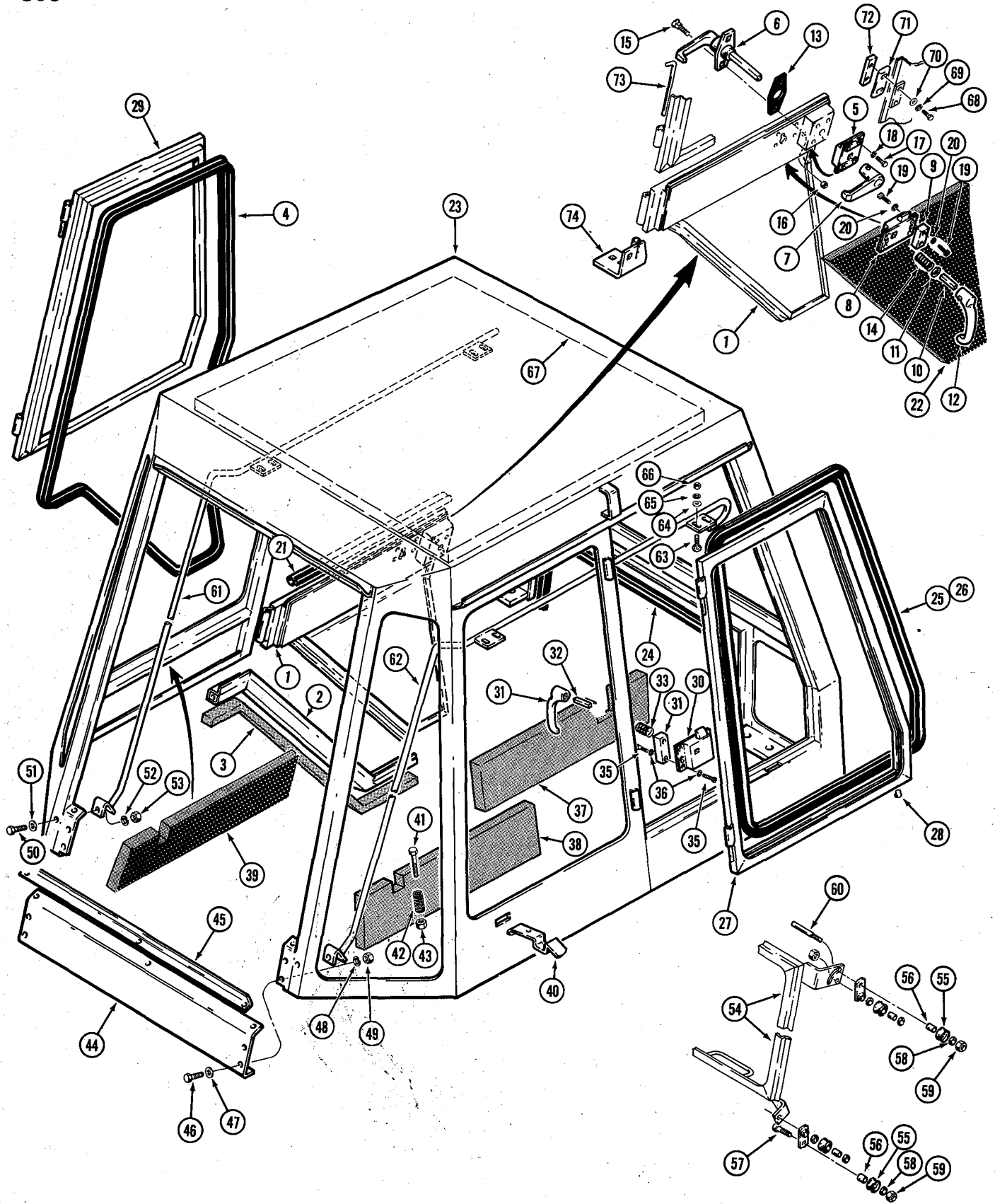
REF.	PART NO.	DESCRIPTION	REQ'D.
1	D 69133	PANEL - side, engine (R.H.)	1
2	D 69134	PANEL - side, engine (L.H.)	1
3	D 69160	STRIP - side panel stop	2
4	13- 516	HHCS - 5/16" - 18 NC x 1"	4
5	131- 651	NUT - hex., lock (5/16" - 18 NC)	4
6	D 68862	ANGLE - side panel stop	2
7	195- 21	WASHER - flat, 5/16"	4
8	131- 651	NUT - hex., lock (5/16" - 18 NC)	4
9	D 95585	RUBBER - filler, adhesive	4
10	L 47159	BRACKET - anchor, hook	4
11	182- 241	SCREW - round head, 5/16" - 18 NC x 5/8"	4
12	195- 21	WASHER - plain, 5/16"	4
13	131- 651	NUT - hex., lock (5/16" - 18 NC)	4
14	T 11232	PIN - hook mounting	4
15	132- 46	PIN - cotter, 1/8" x 3/4"	4
16	L 47157	HOOK - side panel holddown	4
17	L 47158	BRACKET - hook	4
18	L 48956	BLOCK - side panel latch	4
19	182- 516	SCREW - round head, #10 - 24 NC x 1/2"	8
20	92- 3	WASHER - med. sect. lock, #10	8
21	D 70141	BRACKET - side panel, lockup parts	2
22	13- 520	HHCS - 5/16" - 18 NC x 1-1/4"	2
23	131- 651	NUT - hex., lock (5/16" - 18 NC)	2
24	R 29556	LOCK - lockup	2
25	R 29554	KEY - lock	2
26	D 72004	PADDING - R.H. side panel	1
27	D 72005	PADDING - L.H. side panel	1





## CAB MOUNTING PARTS

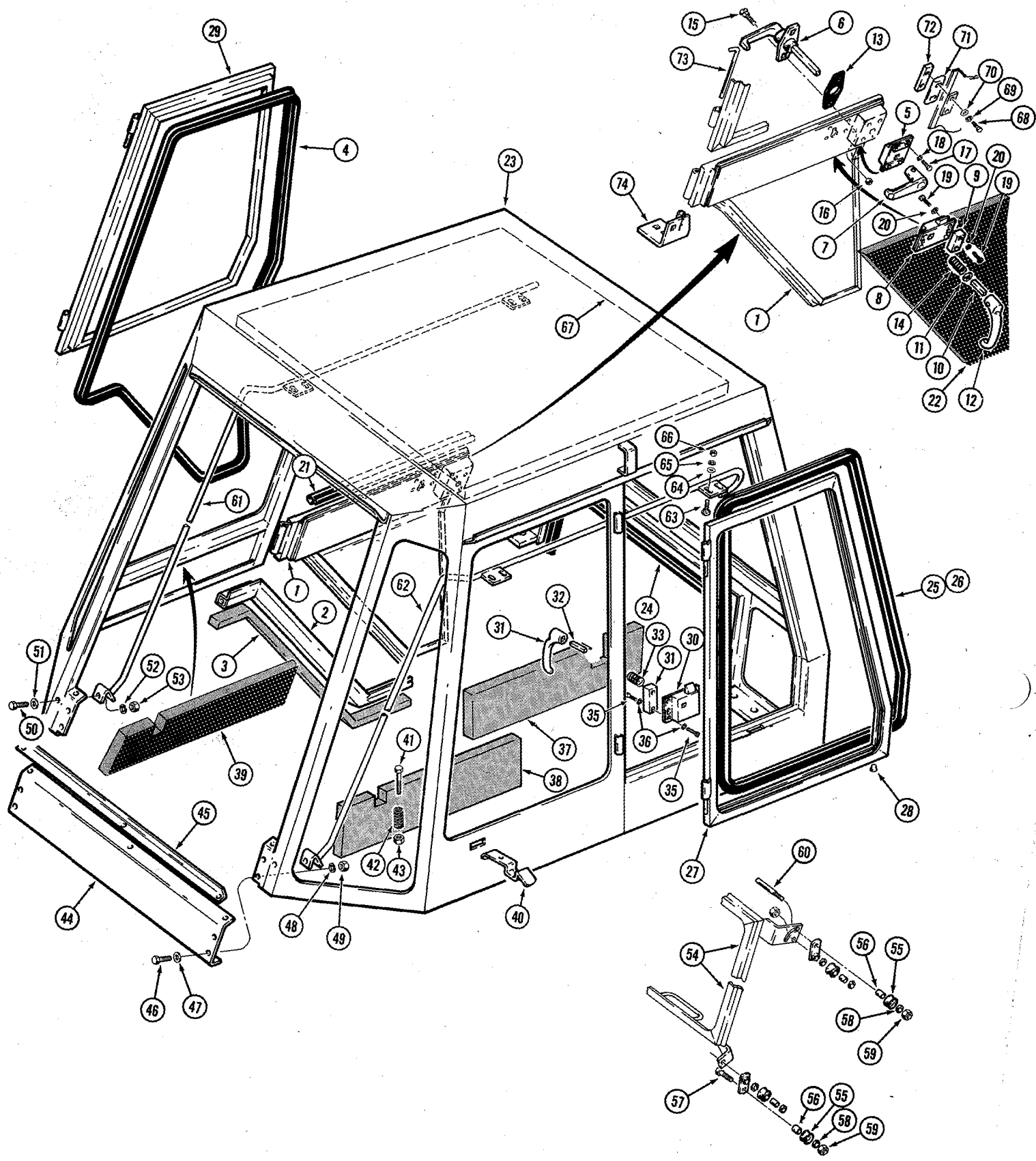
REF.	PART NO.	DESCRIPTION	REQ'D
1	REF.	CAB - operator's (Parts list pages 307 and 309) . . . . .	1
2	F 43994	SEAL - fender, R.H. (49.6" long) . . . . .	1
3	F 43995	SEAL - fender, L.H. (24.7" long) . . . . .	1
4	F 43996	SEAL - rear panel (33.8" long) . . . . .	1
5	113- 207	HHCS - 3/8" - 16 NC x 1" (Plated) . . . . .	1
6	192- 21	WASHER - med. sect. lock, 3/8" (Plated) . . . . .	1
7	195- 525	WASHER - flat, 3/8" (Plated) . . . . .	1
8	F 93889	BRACKET - pin adjuster . . . . .	1
9	113- 206	HHCS - 3/8" - 16 NC x 3/4" (Plated) . . . . .	1
10	192- 21	WASHER - med. sect. lock, 3/8" (Plated) . . . . .	1
11	111- 317	BOLT - round head, 3/8" - 16 NC x 1" (Plated) . . . . .	3
12	195- 525	WASHER - flat, 3/8" . . . . .	3
13	192- 21	WASHER - med. sect. lock, 3/8" (Plated) . . . . .	3
14	129- 103	NUT - hex., 3/8" - 16 NC . . . . .	3
15	113- 2618	HHCS - 5/8" - 11 NC x 1-1/2" (Grade 8) Plated . . . . .	2
16	113- 2619	HHCS - 5/8" - 11 NC x 2" (Grade 8) Plated . . . . .	2
17	192- 25	WASHER - med. sect. lock, 5/8" (Plated) . . . . .	4
18	129- 183	NUT - hex., 5/8" - 11 NC (Plated) . . . . .	4
19	113- 2418	HHCS - 1/2" - 13 NC x 1-3/4" (Grade 8) Plated . . . . .	4
20	113- 2424	HHCS - 1/2" - 13 NC x 1-1/4" (Grade 8) Plated . . . . .	2
21	192- 23	WASHER - med. sect. lock, 1/2" (Plated) . . . . .	6
22	129- 184	NUT - hex., 1/2" - 13 NC (Plated) . . . . .	4



## CAB DOORS, WINDOWS AND RELATED PARTS

REF.	PART NO.	DESCRIPTION	REQ'D.
1	F 93883	DOOR - cab	1
2	F 93886	FRAME - door	1
3	F 43991	SEAL - door frame to fender	1
4	REF.	SEAL - door, 168" long (Cut from F43086 bulk)	1
5	F 89708	LATCH - door	1
6	F 93842	HANDLE - door, with keys	1
7	F 63925	HANDLE - door, inside	1
8	F 93884	LOCK - R.H.	1
9	F 43980	BLOCK - tapped	2
10	F 93880	SHAFT - window latch	1
11	131- 638	NUT - push on	1
12	F 43966	HANDLE - window	1
13	F 63860	GASKET - door	1
14	F 43968	SPRING - latch	1
15	179- 154	SCREW - machine, oval head (#10 - 24 NC x 5/8") Plated	2
16	131- 50	NUT - hex., lock (#10 - 24 NC) Plated	1
17	182- 528	SCREW - pan head slotted, #10 - 32 NC x 1/2" (Plated)	4
18	192- 18	WASHER - med sect lock, 3/16" (Plated)	4
19	182- 540	SCREW - pan head slotted, 1/4" - 20 NC x 3/8" (Plated)	8
20	192- 19	WASHER - med. sect. lock, 1/4" (Plated)	8
21	REF.	SEAL - upper door, 23 7" long (Cut from F43086 bulk)	1
22	F 43981	FOAM - door panel	1
23	Mach. Item	CAB - operator's, see page 2 for ordering	1
24	REF.	SEAL - cowl, 53.9" long (Cut from F43086 bulk)	1
25	REF.	SEAL - window, R.H. (113" long) Cut from F43086 bulk	1
26	REF.	SEAL - window, L.H. (113" long) Cut from F43086 bulk	1
27	F 93871	WINDOW - R.H. front	1
28	353- 62	PLUG - plastic	16
29	F 93872	WINDOW - L.H. front	1
30	F 93892	LOCK - window, front	1
31	F 43966	HANDLE - window latch	1
32	F 93880	SHAFT - window latch	1
33	F 43968	SPRING - window latch	1
34	F 43964	BLOCK - tapped	2
35	182- 540	SCREW - pan head slotted, 1/4" - 20 NC x 3/8" (Plated)	8
36	192- 19	WASHER - med. sect. lock, 1/4"	8
37	F 43953	FOAM - R.H., front panel	1
38	F 43951	FOAM - R.H., rear panel	1
39	F 43952	FOAM - L.H., rear panel	1
40	F 44038	LATCH - window, rear	2
41	113- 17	HHCS - 1/4" - 20 NC x 1-1/4" (Plated)	2
42	D 36669	SPRING - window latch	2
43	129- 101	NUT - hex., lock (1/4" - 20 NC)	2
44	F 43958	PANEL - lower, rear	1
45	F 43959	ANGLE - seal, lower panel	1
46	113- 102	HHCS - 5/16" - 18 NC x 3/4" (Plated)	7
47	195- 521	WASHER - flat, 5/16" (Plated)	7
48	192- 20	WASHER - med. sect. lock, 5/16" (Plated)	7

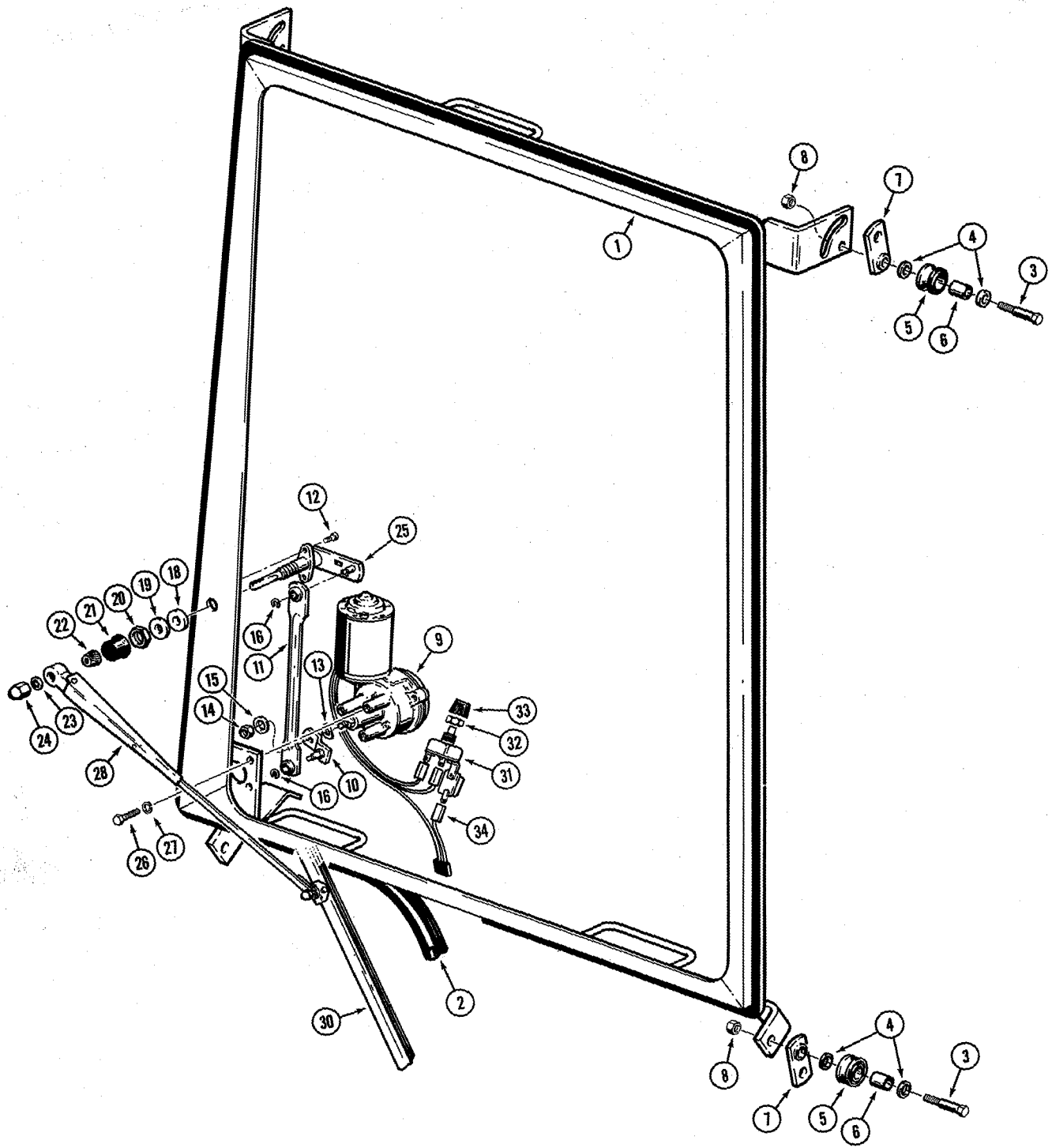
(Con't on next page)



## CAB DOORS, WINDOWS AND RELATED PARTS

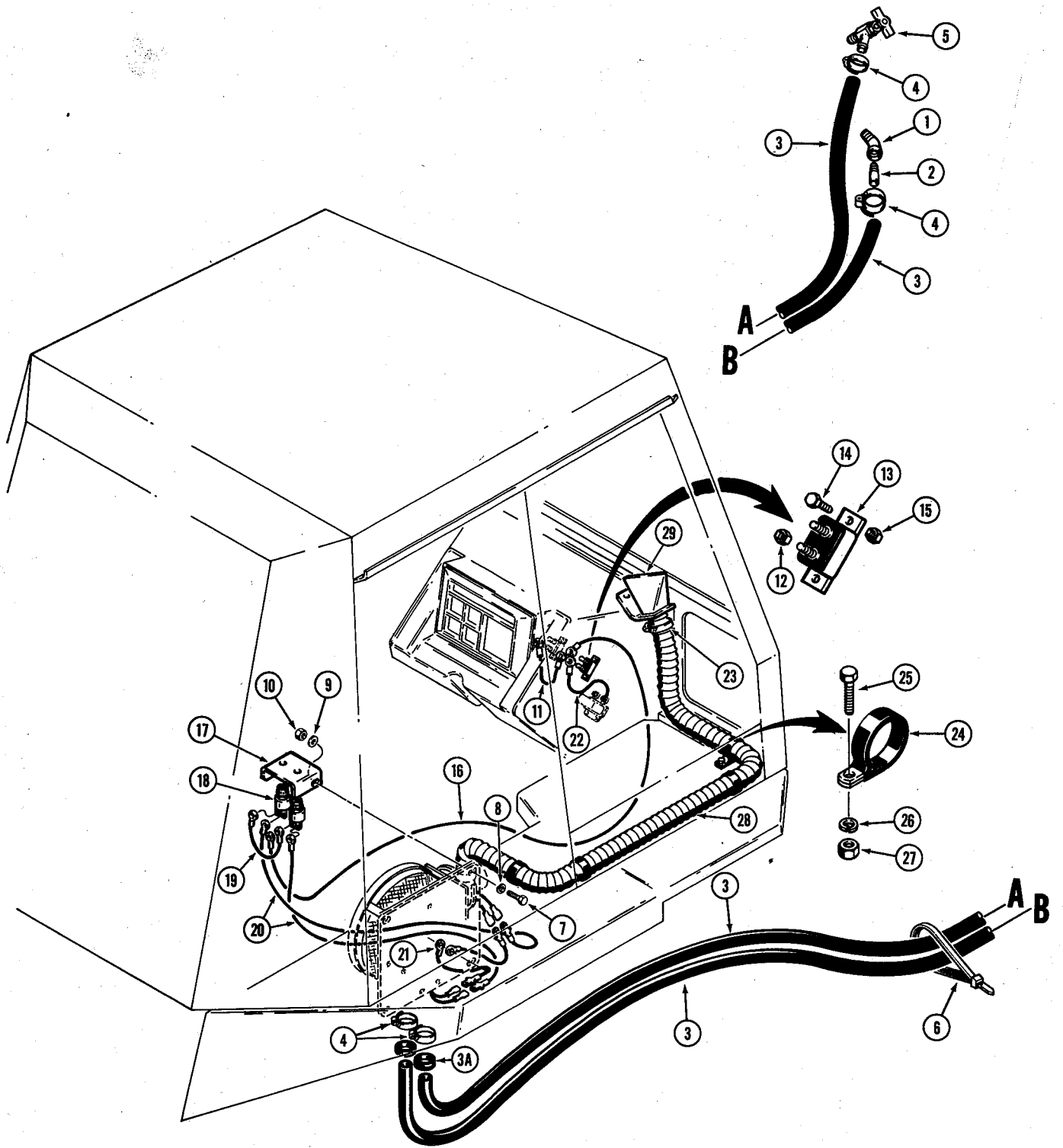
REF.	PART NO.	DESCRIPTION	REQ'D.
49	129- 102	NUT - hex, 5/16" - 18 NC (Plated)	7
50	113- 207	HHCS - 3/8" - 16 NC x 1" (Plated)	2
51	195- 525	WASHER - flat, 3/8" (Plated)	2
52	192- 21	WASHER - med. sect. lock, 3/8" (Plated)	2
53	129- 103	NUT - hex, 3/8" - 16 NC (Plated)	2
54	REF.	REAR WINDOW - cab (Parts list page 311)	1
55	F 43589	ROLLER - rear window	4
56	F 43832	SPACER - roller	4
57	113- 208	HHCS - 3/8" - 16 NC x 1-1/4" (Plated)	2
58	195- 525	WASHER - flat, 3/8" (Plated)	4
59	129- 103	NUT - hex, 3/8" (Plated)	4
60	F 43961	PIN - roller	2
61	F 93879	TRACK - L.H. rear window	1
62	F 93878	TRACK - R.H. rear window	1
63	111- 220	BOLT - round head, 5/16" - 18 NC x 7/8" (Plated)	8
64	195- 521	WASHER - flat, 5/16" (Plated)	8
65	192- 20	WASHER - med. sect. lock, 5/16" (Plated)	8
66	129- 102	NUT - hex, 5/16" (Plated)	8
67	F 43954	HEADLINER - cab	1
68	113- 3	HHCS - 1/4" - 20 NC x 3/4" (Plated)	2
69	192- 19	WASHER - med. sect. lock, 1/4" (Plated)	2
70	195- 518	WASHER - flat, 1/4" (Plated)	2
71	F 63783	STRIKER - latch	1
72	F 43967	BLOCK - tapped	1
73	F 42100	PIN - door	1
74	F 93889	BRACKET - door pin (See page 305 for hardware)	1

NOTE: See page 315 for glass and molding.



## CAB REAR WINDOW

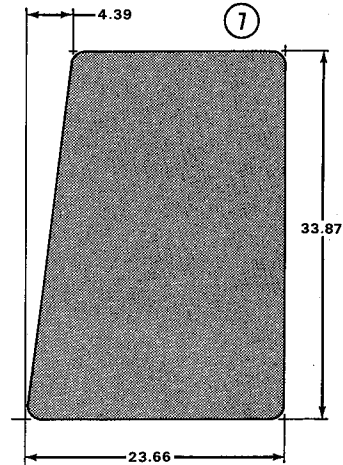
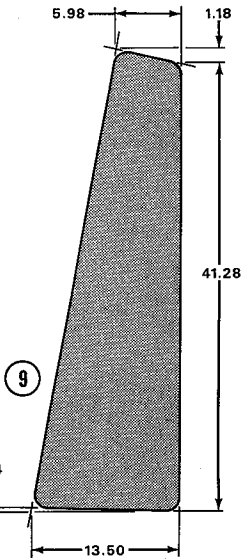

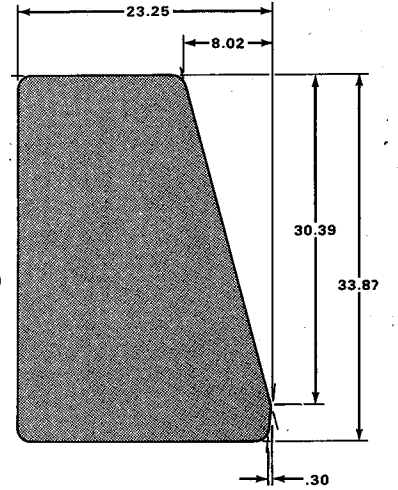
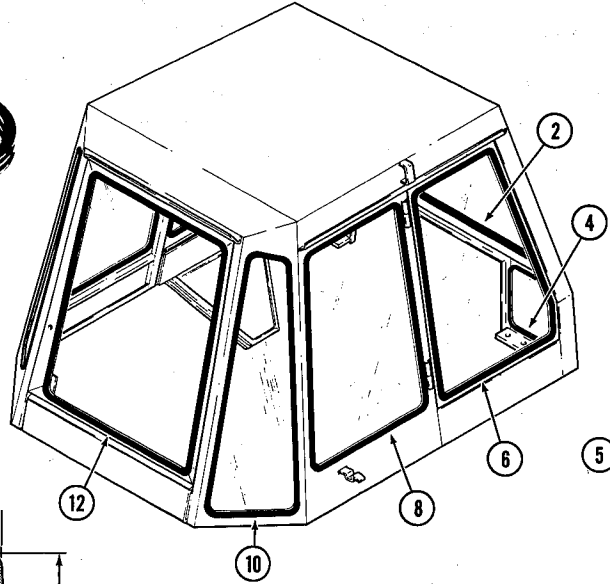
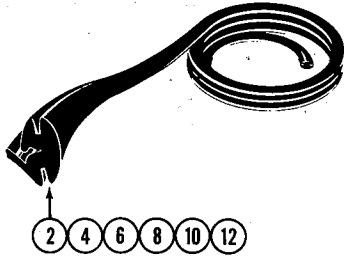
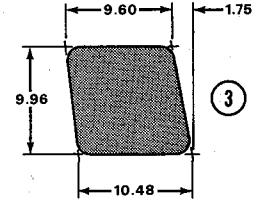
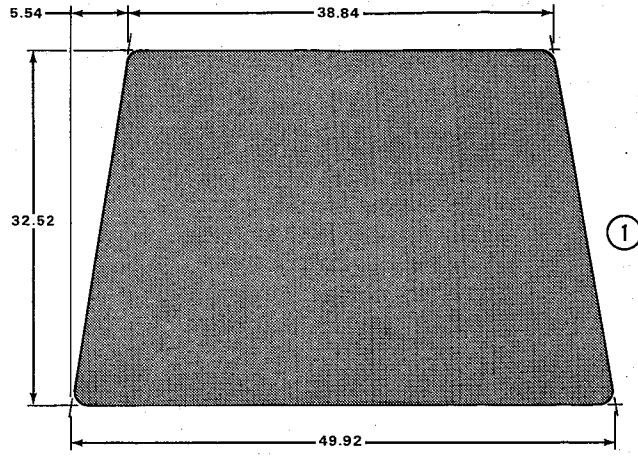
REF.	PART NO.	DESCRIPTION	REQ'D.
1	F 93874	WINDOW FRAME - rear	1
2	REF.	SEAL - rear window, 144" long (Cut from F43087 bulk)	1
3	F 43937	PIN - roller	4
4	195- 525	WASHER - flat, 3/8" (Plated)	8
5	F 43589	ROLLER - rear window	4
6	F 43832	SPACER - roller	4
7	F 93875	ARM - roller	4
8	129- 102	NUT - hex., 5/16" - 18 NC (Plated)	4
9	F 96637	MOTOR - wiper, rear	1
10	A 36091	ARM - drive	1
11	F 44457	LINK - drive	1
12	F 44456	SCREW - wiper	2
13	F 44453	WASHER - wave	1
14	F 44452	NUT - shakeproof	1
15	A 22431	WASHER - spacer	2
16	F 44455	CLIP - spring	2
17		RESERVED	
	F 96636	SHAFT - wiper	1
18	D 71417	WASHER - fiber	1
19	D 71418	WASHER - steel	1
20	D 71419	NUT - shaft	1
21	D 71420	CAP - shaft	1
22	D 71421	DRIVE - Knurled	1
23	193- 9	WASHER - 5/16"	1
24	D 71422	NUT - cap	1
25	NSS	SHAFT - wiper	1
26	114- 3	HHCS - 1/4" - 28 NF x 5/8" (Plated)	3
27	192- 19	WASHER - med. sect. lock, 1/4" (Plated)	3
28	F 43789	ARM - wiper, 18" (Rear)	1
29		RESERVED	
30	F 43938	BLADE - rear wiper	1
31	A 42660	SWITCH - rear wiper	1
32	A 42561	NUT - hex., switch mounting	1
33	A 42578	KNOB - switch	1
34	F 93877	WIRE - wiper, rear	1





## CAB HEATER AND DEFROSTER CIRCUIT

REF.	PART NO.	DESCRIPTION	REQ'D
1	217- 18	ELBOW - street, 45° (3/8" NPT) . . . . .	1
2	L 17985	NIPPLE - 3/8" NPT . . . . .	1
3	D 72024	HOSE - heater, 62" long . . . . .	2
3A	F 54321	GROMMET - heater hose . . . . .	2
4	214- 253	CLAMP - heater hose . . . . .	4
5	A 16764	VALVE - water shutoff . . . . .	1
6	L 18331	STRIP - heater hose tie . . . . .	4
7	113- 103	HHCS - 5/16" - 18 NC x 1" (Plated) . . . . .	4
8	192- 20	WASHER - med. sect. lock, 5/16" (Plated) . . . . .	4
9	195- 103	WASHER - flat, 5/16" (Plated) . . . . .	4
10	129- 103	NUT - hex., 5/16" - 18 NC (Plated) . . . . .	4
11	D 67962	JUMPER - breaker to breaker . . . . .	1
12	193- 1000	NUT - hex., breaker . . . . .	3
13	D 37203	BREAKER - 15 amp. . . . .	2
14	182- 86	SCREW - breaker mounting, #8 - 32 NC x 1/2" . . . . .	4
15	193- 1002	NUT - hex., #8 - 32 NC . . . . .	4
16	D 69903	WIRE - breaker to heater switch . . . . .	1
17	D 69895	BRACKET - heater and defroster switch mounting . . . . .	1
18	F 43805	SWITCH - heater and defroster . . . . .	2
19	D 69950	JUMPER - wire, switch to switch . . . . .	1
20	D 69901	WIRE - switch to heater and switch to defroster . . . . .	1
21	D 69902	WIRE - heater ground . . . . .	1
22	D 72961	WIRE - relay to circuit breaker . . . . .	1
23	214- 259	CLAMP - hose, defroster . . . . .	2
24	R 14192	CLAMP - "P" type, defroster tube . . . . .	4
25	113- 206	HHCS - 3/8" - 16 NC x 3/4" . . . . .	4
26	192- 21	WASHER - med. sect. lock, 3/8" . . . . .	4
27	129- 103	NUT - hex., 3/8" - 16 NC . . . . .	4
28	D 69884	TUBE - defroster . . . . .	1
29	D 70801	DEFUSSER - tube outlet . . . . .	1

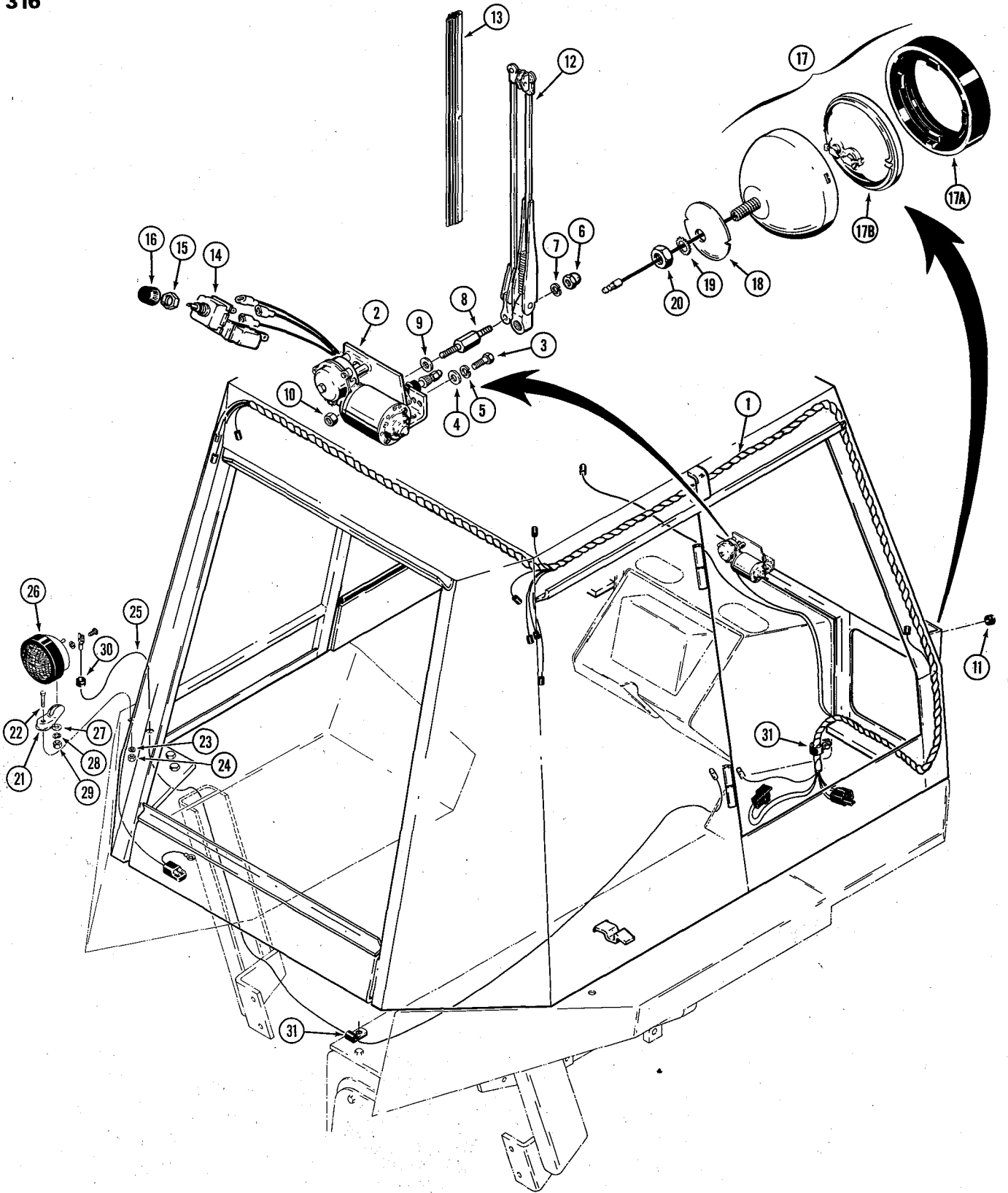


NOTE: ALL RADII 1.19

## CAB GLASS AND MOLDING

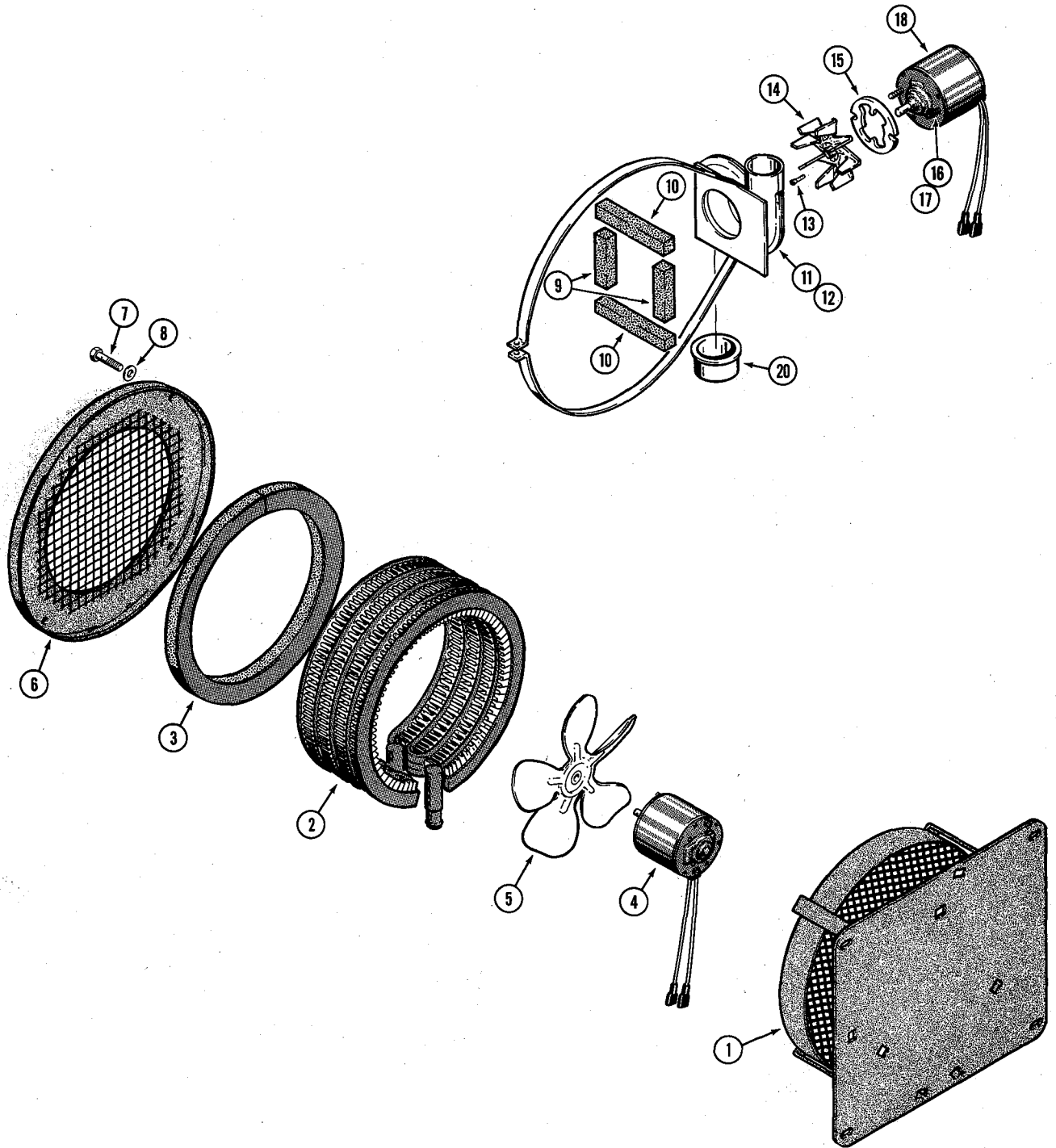
REF.	PART NO.	DESCRIPTION	REQ'D.
1	REF.	GLASS - windshield . . . . .	1
2	REF.	MOLDING - glass, 129.4" long (Cut from A42677 bulk) . . . . .	1
3	REF.	GLASS - lower front . . . . .	1
4	REF.	MOLDING - glass, 41" long (Cut from A42677 bulk) . . . . .	1
5	REF.	GLASS - side, front . . . . .	2
6	REF.	MOLDING - glass, 107" long (Cut from A42677 bulk) . . . . .	2
7	REF.	GLASS - side, rear . . . . .	2
8	REF.	MOLDING - glass, 111" long (Cut from A42677 bulk) . . . . .	2
9	REF.	GLASS - rear quarter . . . . .	2
10	REF.	MOLDING - glass, 104" long (Cut from A42677 bulk) . . . . .	2
11	REF.	GLASS - rear window . . . . .	1
12	REF.	MOLDING - glass, 129.4" long (Cut from A42677 bulk) . . . . .	1

NOTE: All cab glass must be obtained from local sources. Order laminated safety glass to dimensions shown on opposite page.



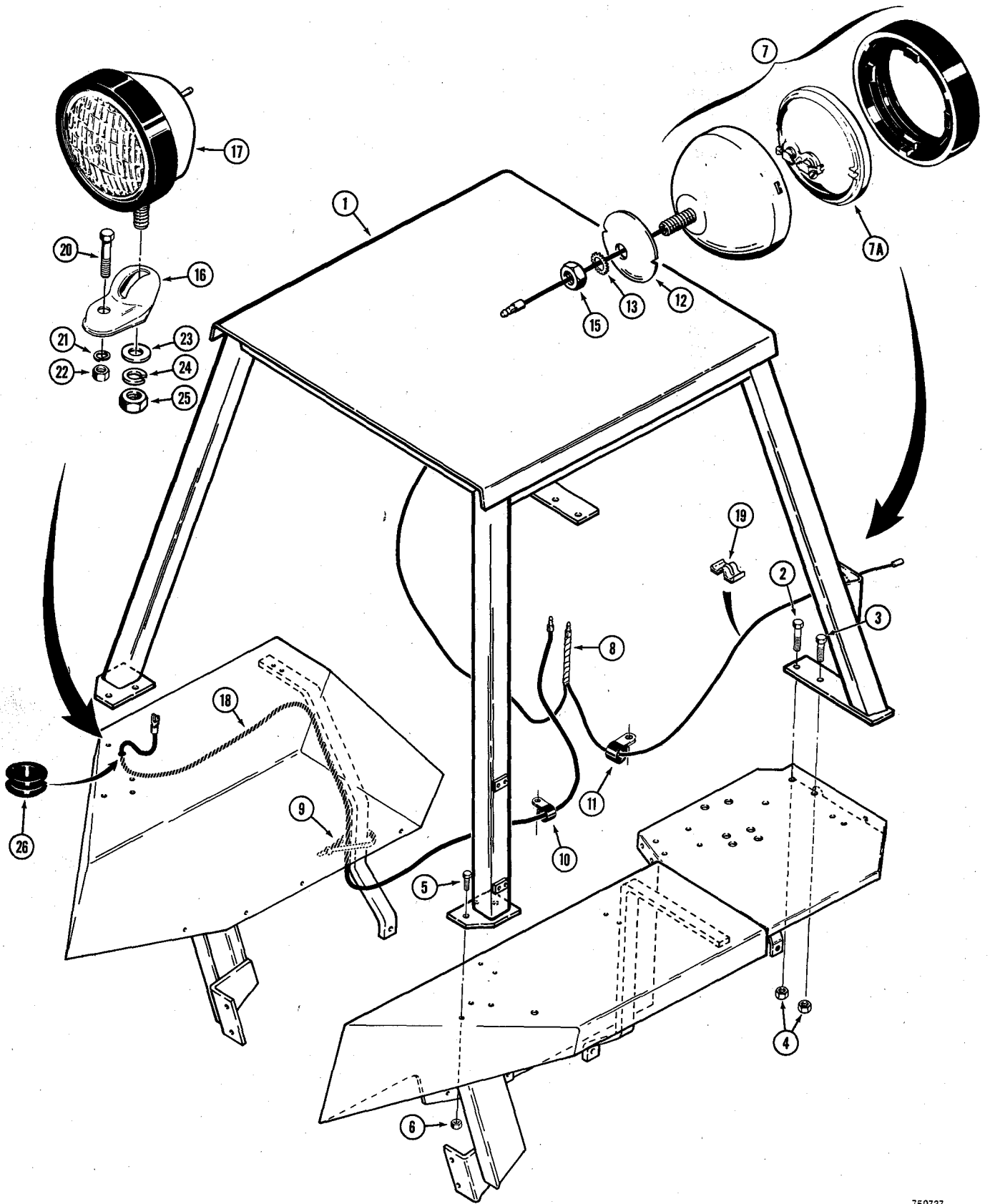
## CAB ELECTRICAL SYSTEM

REF.	PART NO.	DESCRIPTION	REQ'D
1	F 43962	HARNES - cab	1
2	F 93602	MOTOR - windshield wiper, front	1
3	114- 1	HHCS - 1/4" - 28 NF x 1" (Plated)	2
4	195- 518	WASHER - flat, 1/4" (Plated)	2
5	192- 19	WASHER - med. sect. lock, 1/4" (Plated)	2
6	129- 642	NUT - hex., #10 (Crown) Plated	1
7	195- 513	WASHER - med. sect. lock, #10 (Plated)	1
8	F 43960	STUD - panograph	1
9	195- 518	WASHER - flat, 1/4" (Plated)	1
10	129- 161	NUT - jam, 1/4" (Plated)	1
11	F 53322	GROMMET - wire, 1/4" LD.	2
12	L 35260	ARM - wiper, 20"	1
13	F 42706	BLADE - wiper, 19"	1
14	A 42660	SWITCH - wiper, front	1
15	A 42561	NUT - hex., switch	1
16	A 42578	KNOB - switch	1
17	A 59723	LAMP - driving light	2
17A	A 25213	RETAINER - light	1
17B	A 42794	BULB - light	1
18	A 59702	RETAINER - lamp	2
19	193- 87	WASHER - external shakeproof, 1/2"	2
20	129- 105	NUT - hex., 1/2"	2
21	A 34046	BRACKET - lamp, rear	1
22	113- 209	HHCS - 3/8" - 16 NC x 1-1/2", plated	1
23	192- 21	WASHER - med. sect. lock, 3/8" (Plated)	1
24	129- 103	NUT - hex., 3/8" - 16 NC (Plated)	1
25	D 70747	WIRE - rear light	1
26	D 70115	LAMP - combination flood and tail (Parts list page 57)	1
27	195- 533	WASHER - flat, 1/2" (Plated)	1
28	192- 23	WASHER - med. sect. lock, 1/2" (Plated)	1
29	129- 105	NUT - hex., 1/2" (Plated)	1
30	D 37936	GROMMET - wire	1
31	49859	CLAMP - wire	2



## CAB HEATER AND DEFROSTER

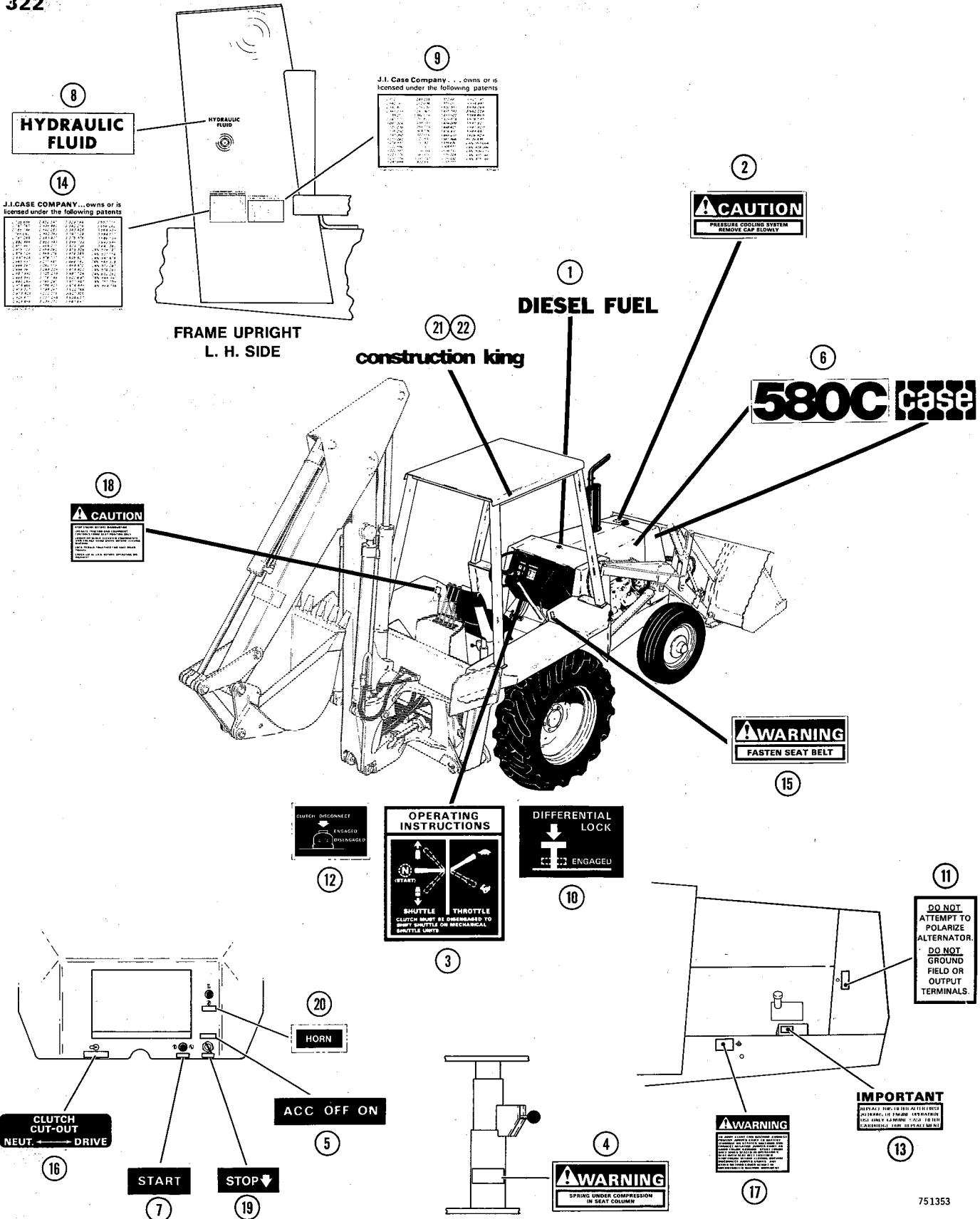
REF.	PART NO.	DESCRIPTION	REQ'D.
	F 93834	HEATER ASSEMBLY - cab	1
1	F 43809	CASE - heater	1
2	F 43810	CORE - heater	1
3	REF.	RUBBER - adhesive, 35" long (Cut from D71303 bulk)	1
4	F 43811	MOTOR - heater	1
5	F 43812	FAN - heater, 8" dia.	1
6	F 43813	COVER - heater	1
7	187- 996	HHCS - self-tapping, 1/4" - 20 NC x 1"	4
8	195- 102	WASHER - flat, 1/4" (Plated)	4
	D 69710	DEFROSTER - cab	1
9	REF.	RUBBER - 2.5" long (Cut from D71303 bulk)	2
10	REF.	RUBBER - 4.4" long (Cut from D71303 bulk)	2
11	NSS	HOUSING - intake side	1
12	NSS	HOUSING - exhaust side	1
13	187- 1040	SCREW - #6 - 32 NC x 3/8"	2
14	D 71305	FAN - defroster	1
15	D 71304	SHIM - motor	1
16	131- 47	NUT - hex., lock (#10 - 32 NF)	2
17	193- 6	WASHER - external shakeproof, #10	2
18	F 43811	MOTOR - defroster, 14 Volt	1
19	D 71303	RUBBER - bulk roll (Not shown)	UAR
20	353- 33	PLUG - defroster suction	1





## ROPS CANOPY

REF.	PART NO.	DESCRIPTION	REQ'D
1	Mach. Item	CANOPY - ROPS (See page 2 for ordering) . . . . .	1
2	113- 684	HHCS - 5/8" - 11 NC x 2-1/2" Grade 8 (Plated) . . . . .	2
3	113- 2619	HHCS - 5/8" - 11 NC x 2" (Grade 8) Plated . . . . .	2
4	129- 183	NUT - hex., 5/8" - 11 NC (Plated) . . . . .	4
5	113- 2418	HHCS - 1/2" - 13 NC x 1-3/4" (Grade 8) Plated . . . . .	6
6	129- 184	NUT - hex., 1/2" - 13 NC (Plated) . . . . .	6
7	A 59701	LIGHT - driving (Sealed beam) . . . . .	2
7A	A 11280	BULB - sealed beam . . . . .	1
8	D 69263	WIRE - light . . . . .	1
9	T. 11541	STRAP - wire tie . . . . .	3
10	49859	CLAMP - wire . . . . .	1
11	F 93268	CLAMP - wire . . . . .	4
12	A 59702	WASHER - retainer . . . . .	2
13	193- 87	WASHER - shakeproof . . . . .	2
14		RESERVED	
15	129- 105	NUT - hex., 1/2" - 13 NC (Plated) . . . . .	2
16	A 34046	BRACKET - rear light . . . . .	1
17	D 70115	LIGHT - combination rear flood and tail (Parts list page 57) . . . . .	1
18	D 70747	WIRE - rear light . . . . .	1
19	F 93268	CLIP - wire . . . . .	2
20	113- 209	HHCS - 3/8" - 16 NC x 1-1/2" (Plated) . . . . .	1
21	192- 21	WASHER - med. sect. lock, 3/8" . . . . .	1
22	129- 103	NUT - hex., 3/8" - 16 NC . . . . .	1
23	195- 533	WASHER - flat, 1/2" (Plated) . . . . .	1
24	192- 23	WASHER - med. sect. lock, 1/2" (Plated) . . . . .	1
25	129- 105	NUT - hex., 1/2" - 13 NC (Plated) . . . . .	1
26	D 37936	GROMMET - rubber, wire . . . . .	2
27	F 42278	ANGLE - ROPS noise control (If used) Not shown . . . . .	1

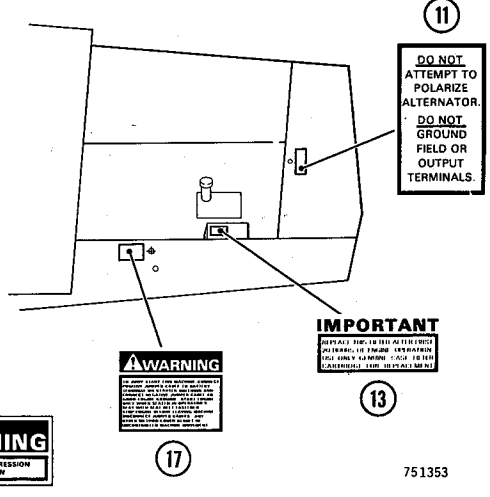
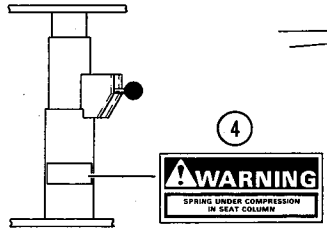
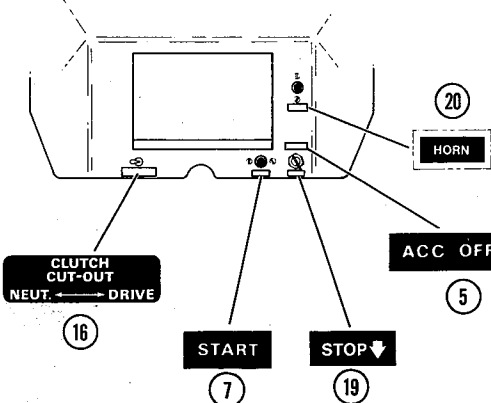
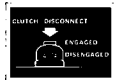
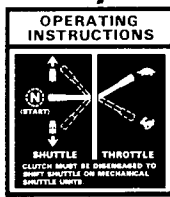


9  
J.I. Case Company... owns or is licensed under the following patents

100	101	102	103	104	105	106	107	108	109
110	111	112	113	114	115	116	117	118	119
120	121	122	123	124	125	126	127	128	129
130	131	132	133	134	135	136	137	138	139
140	141	142	143	144	145	146	147	148	149
150	151	152	153	154	155	156	157	158	159
160	161	162	163	164	165	166	167	168	169
170	171	172	173	174	175	176	177	178	179
180	181	182	183	184	185	186	187	188	189
190	191	192	193	194	195	196	197	198	199

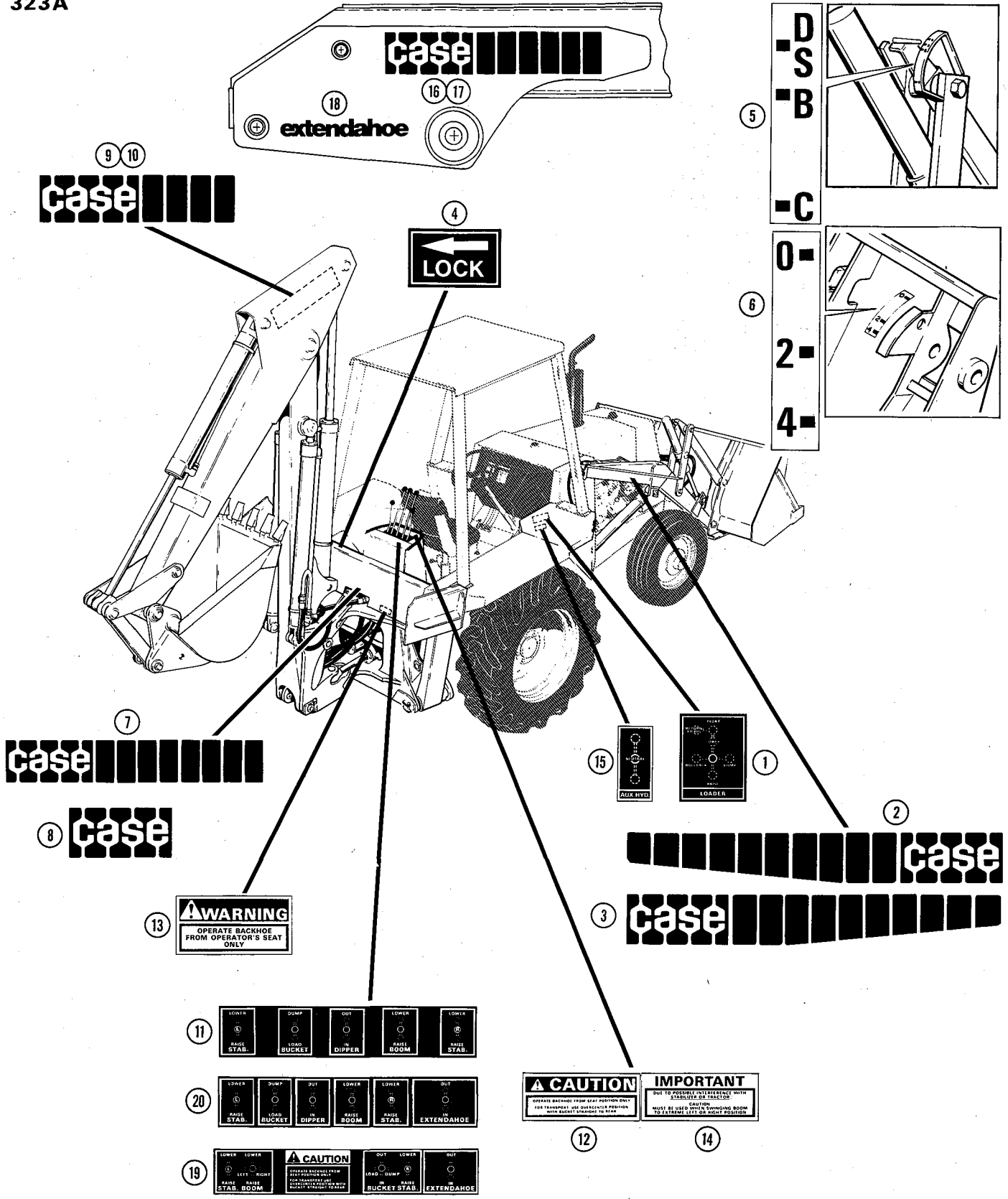
14  
J.I. CASE COMPANY... owns or is licensed under the following patents

200	201	202	203	204	205	206	207	208	209
210	211	212	213	214	215	216	217	218	219
220	221	222	223	224	225	226	227	228	229
230	231	232	233	234	235	236	237	238	239
240	241	242	243	244	245	246	247	248	249
250	251	252	253	254	255	256	257	258	259
260	261	262	263	264	265	266	267	268	269
270	271	272	273	274	275	276	277	278	279
280	281	282	283	284	285	286	287	288	289
290	291	292	293	294	295	296	297	298	299



**DECALS  
BASIC TRACTOR**

REF.	PART NO.	DESCRIPTION	REQ'D.
	D 71408	DECAL KIT - 580C (Also includes items on page 323B)	1
1	321- 230	DECAL - diesel fuel	1
2	321- 3061	DECAL - Caution, radiator pressure	1
3	321- 3025	DECAL - instructions, throttle and shifting	1
4	321- 3055	DECAL - warning, seat spring	1
5	321- 3402	DECAL - ignition switch	1
6	321- 3264	DECAL - "580C", 5" high	2
7	321- 3401	DECAL - start, push button	1
8	321- 229	DECAL - hydraulic fluid	1
9	321- 663	DECAL - equipment patent	1
10	321- 1646	DECAL - differential lock	1
11	321- 1061	DECAL - alternator instructions	1
12	321- 3307	DECAL - clutch disconnect (Power shuttle models)	1
13	321- 2101	DECAL - oil filter	1
14	321- 246	DECAL - tractor patent	1
15	321- 3060	DECAL - seat belt	1
16	321- 2785	DECAL - clutch cutout (Power shuttle models)	1
17	321- 3342	DECAL - starter, neg. ground	1
18	321- 3022	DECAL - caution	1
19	321- 3579	DECAL - stop. fuel shutoff	1
20	321- 3294	DECAL - electric horn	1
21	321- 3231	DECAL - Construction King (ROPS Canopy)	2
22	321- 3069	DECAL - Construction King (Cab)	2



9 10  
**Case** ■■■■■

**Case** ■■■■■  
 18 extendahoe 16 17

4  
**← LOCK**

5  
 D-S-B

6  
 C  
 0-  
 2-  
 4-

7  
**Case** ■■■■■

8  
**Case**

15  
 AUX HYD  
 1  
 LOADER

2  
**Case** ■■■■■

13  
**WARNING**  
 OPERATE BACKHOE FROM OPERATOR'S SEAT ONLY

3  
**Case** ■■■■■

11  
 LOWER RISE STAB. DUMP LOAD BUCKET DUT DIPPER LOWER RISE BOOM LOWER RISE STAB.

20  
 LOWER RISE STAB. DUMP LOAD BUCKET DUT DIPPER LOWER RISE BOOM LOWER RISE STAB. OUT EXTENDAHOE

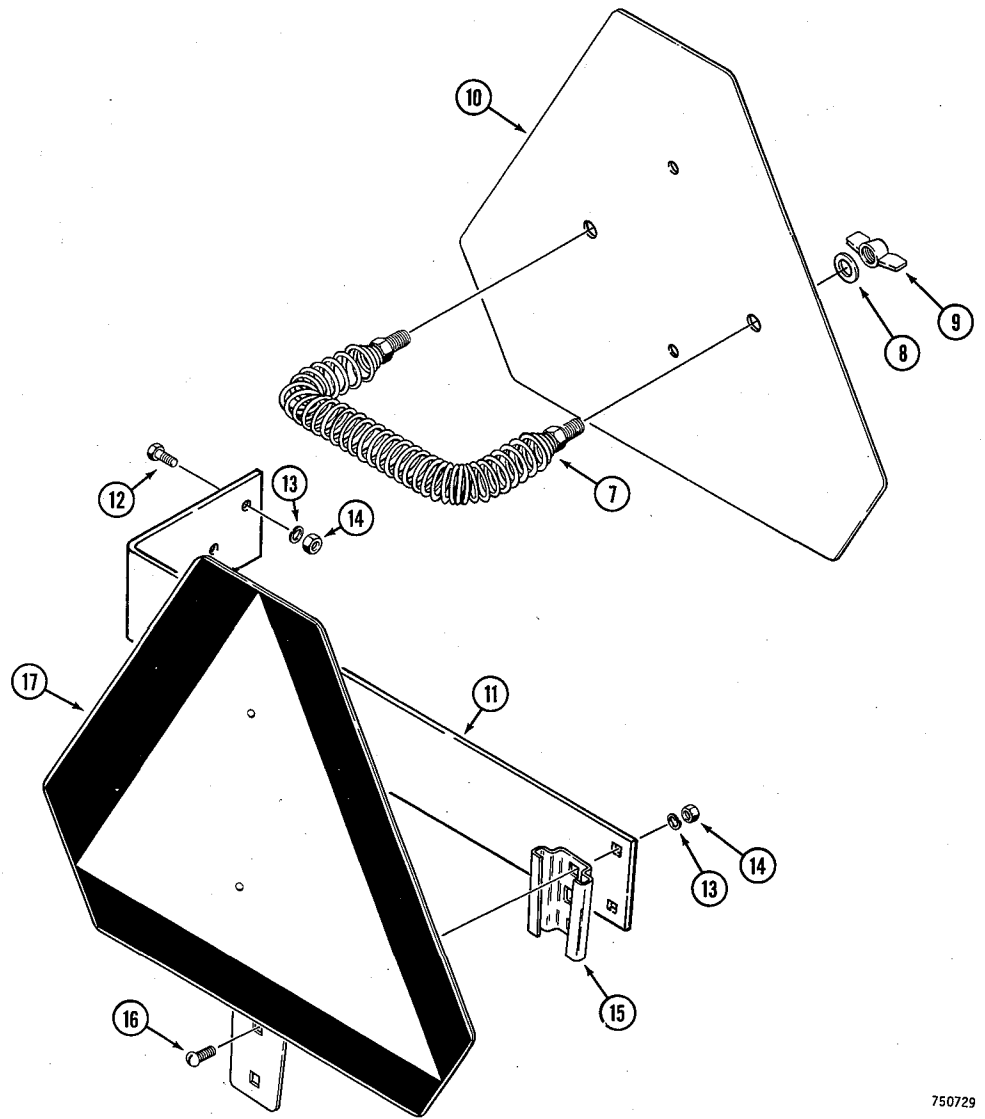
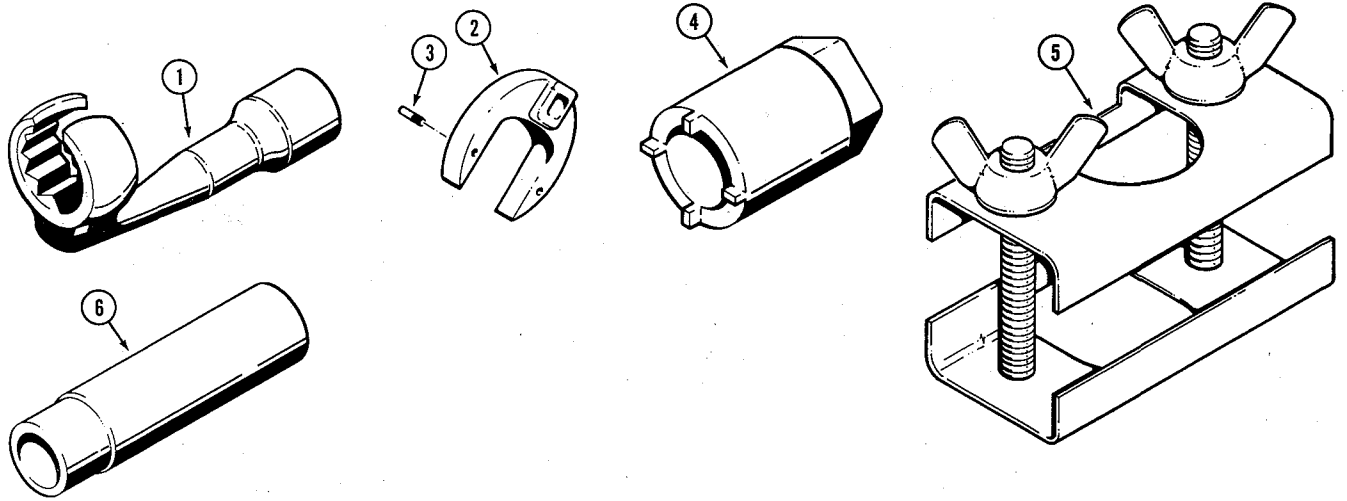
19  
 LOWER RISE STAB. LOWER RISE BOOM **CAUTION** OPERATE BACKHOE FROM OPERATOR'S SEAT ONLY. FOR TRANSMISSION, USE OVERCENTER POSITION WITH BUCKET FORWARD TO STAB. OUT LOWER RISE BUCKET STAB. EXTENDAHOE

12  
**CAUTION**  
 OPERATE BACKHOE FROM SEAT POSITION ONLY FOR TRANSMISSION, USE OVERCENTER POSITION WITH BUCKET FORWARD TO STAB.

14  
**IMPORTANT**  
 DUT TO POSSIBLY INTERFERE WITH OPERATION OF JACKSON **CAUTION** MUST BE USED WITH SPRINGING BOOM TO EXTEND LEFT OR RIGHT POSITION

**DECALS  
LOADER AND BACKHOE**

REF.	PART NO.	DESCRIPTION	REQ'D
	D 71408	DECAL KIT - 580C (Also Includes items on page 323)	1
1	321- 2397	DECAL - loader control	1
2	321- 3274	DECAL - "Case", 5" high (With tread) R.H.	1
3	321- 3275	DECAL - "Case", 5" high (With tread) L.H.	1
4	321- 3348	DECAL - boom lock	1
5	321- 1707	DECAL - bucket position, 4-in-1	1
6	321- 1708	DECAL - clam opening, 4-in-1	1
7	321- 3109	DECAL - "Case", 4" high (With tread) Used on Backhoe Models	1
8	321- 1573	DECAL - "Case", 5" high (Used on Drawbar Models)	2
9	321- 3182	DECAL - "Case", 5" high (With tread) R.H. (Standard Backhoe Dipper)	1
10	321- 3183	DECAL - "Case", 5" high (With tread) L.H. (Standard Backhoe Dipper)	1
11	321- 2192	DECAL - operator's instructions (Individual level)	1
12	321- 3056	DECAL - Caution, transport	1
13	321- 3054	DECAL - warning, swing	2
14	321- 3058	DECAL - important, swing	1
15	321- 3581	DECAL - auxiliary loader control	1
16	321- 3135	DECAL - "Case", 5" high (With tread) L.H. (Extendahoe Models)	1
17	321- 3134	DECAL - "Case", 5" high (With tread) R.H. (Extendahoe Models)	1
18	321- 3139	DECAL - "Extendahoe"	1
19	321- 3434	DECAL - operators instructions (Extendahoe) Dual lever	1
20	321- 3036	DECAL - operators instructions (Extendahoe) Individual lever	1



TOOLS AND SLOW MOVING VEHICLE EMBLEM

REF.	PART NO.	DESCRIPTION	REQ'D.
1	D 38971	WRENCH - crowfoot, 1/2" drive (For 1" nut) . . . . .	1
1	D 27216	WRENCH - crowfoot, 1/2" drive (For 1-1/16" nut) . . . . .	1
1	D 48865	WRENCH - crowfoot, 1/2" drive (For 1-1/8" nut) . . . . .	1
1	D 28774	WRENCH - crowfoot, 1/2" drive (For 1-1/4" nut) . . . . .	1
	D 44110	WRENCH SET - spanner (For removing and installing packing glands in threaded gland type hydraulic cylinders)	1
2	D 44111	WRENCH - spanner, 2-1/2" I.D. cylinders with 1-1/4" or 1-1/2" dia. piston rods . . . . .	1
2	D 44112	WRENCH - spanner, 3" I.D. cylinders with 1-1/2" dia. piston rod . . . . .	1
2	D 44113	WRENCH - spanner, 3" I.D. cylinder with 1-3/4" dia. piston rod . . . . .	1
2	D 44114	WRENCH - spanner, 3-1/2" I.D. cylinder with 1-3/4" or 2" dia. piston rods . . . . .	1
2	G 33234	WRENCH - spanner, 4" I.D. cylinder with 2" or 2-1/4" dia. piston rod . . . . .	1
2	G 33235	WRENCH - spanner, 4-1/2" or 5" I.D. cylinder with 2-1/4" dia. piston rod . . . . .	1
3	D 30107	PIN - spanner wrench (Used with all wrenches except G33235) . . . . .	3
3	D 44118	PIN - spanner wrench, G33235 wrench only . . . . .	3
	D 45700	TOOL SET - loader control valve . . . . .	1
4	NSS	WRENCH - spanner, seal retainer . . . . .	1
5	NSS	COMPRESSOR - spool spring . . . . .	1
6	NSS	TOOL - snap ring installing . . . . .	1

**SLOW MOVING VEHICLE EMBLEM  
USED ON BACKHOE MODELS ONLY**

7	D 52564	SPRING - emblem retaining . . . . .	1
8	195- 518	WASHER - plain (1/4") Zinc plated . . . . .	2
9	129- 409	NUT - winged (1/4" - 20 NC) . . . . .	2
10	D 52581	EMBLEM - Slow Moving Vehicle . . . . .	1

**USED ON LOADER OR DRAWBAR MODELS**

11	D 69980	BRACKET - SMV mounting . . . . .	1
12	113- 102	HHCS - 5/16" - 18 NC x 3/4" (Zinc plated) . . . . .	2
13	192- 20	WASHER - med. sect. lock, 5/16" (Zinc plated) . . . . .	4
14	129- 102	NUT - hex., 5/16" - 18 NC (Zinc plated) . . . . .	4
15	A 59457	SOCKET - emblem mounting . . . . .	1
16	111- 215	BOLT - round head, 5/16" - 18 NC x 3/4" (Zinc plated) . . . . .	2
17	A 59950	EMBLEM - SMV . . . . .	1

## 580C CONSTRUCTION KING LOADER BACKHOE

## HOSE AND FITTING ASSEMBLY CONVERSION PART NUMBERS

To make up a replacement hose line, find the CASE original equipment part number in the left hand column. To the right of this number are the component part numbers needed to assemble the replacement hose line.

ORIGINAL EQUIPMENT ASS'Y NO.	BULK HOSE NO.	CUT HOSE LENGTH	USE FITTING NO.	USE FITTING NO.	ADDITIONAL PARTS REQUIRED
38410	A21572	19-1/4"	220-204	220-251	
D31370	A21572	26-7/8"	220-243	220-204	
D32284	A21572	36-3/4"	220-204	220-251	
D38485	A21572	19-1/2"	220-251	220-251	
D39140	A21572	20-5/8"	220-203	220-263	(1) 218-5006 "O"ring
D49118	A21574	29"	220-226	220-246	
D50372	A21572	30-3/4"	220-252	220-198	
D51683	A21566	52-3/4"	220-104	220-104	D52920 - 11" Guard
D51684	A21566	41-3/4"	220-104	220-104	
D51685	A21566	62-3/4"	220-104	220-104	
D51686	A21566	50-3/4"	220-104	220-104	
D51688	A21566	38-3/4"	220-104	220-104	
D52256	A21566	42"	220-104	220-104	D52920 - 11" Guard
D52566	A21574	66-1/4"	220-245	220-206	
D52667	A21574	32"	220-226	220-211	
D55749	A21572	19"	220-263	220-203	(1) 218-5006 "O"ring
D56043	A21571	31-3/8"	220-289	220-239	
D56094	A21574	35"	220-226	220-211	
D62390	Use Original Equipment Hose				
D63184	A21566	9"	220-104	220-144	
D65481	A21566	9-1/4"	220-144	220-144	
D65491	A21572	18-5/8"	220-266	220-198	
D65620	Use Original Equipment Hose				
D65652	A21571	26-3/8"	220-239	220-289	
D65886	A21572	14-1/2"	220-252	220-252	
D65887	A21573	38-1/2"	220-238	220-238	
D66505	A21574	35-7/8"	220-246	220-211	
D66506	A21569	30-5/8"	220-147	220-147	
D66741	Use Original Equipment Hose				
D67730	A21572	28-3/4"	220-204	220-243	
D67731	A21572	29"	220-204	220-261	(1) 218-5007 "O"ring
D67792	A21569	28-1/4"	220-107	220-107	
D67896	A21572	31"	220-243	220-291	
D67897	A21572	33"	220-243	220-412	
D68547	A21574	15-7/8"	220-246	220-211	
D69051	Use Original Equipment Hose				
D69168	A21573	69-1/8"	220-199	220-199	Use old sleeves
D69169	A21573	76-1/4"	220-238	220-199	Use old sleeves
D69170	A21573	46-1/4"	220-238	220-199	Use old sleeves
D69522	A21572	52-1/2"	220-251	220-198	
D69523	A21572	54-1/2"	220-251	220-198	



## NUMERICAL INDEX

PART NO.	PAGE NO.	REF. NO.	PART NO.	PAGE NO.	REF. NO.	PART NO.	PAGE NO.	REF. NO.
10927	61	4	A 16764	319	5	A 27567	91	11
10927	63	21	A 16877	177	8	A 27568	89	17
16040	191	3	A 16882	177	12	A 27568	91	11
16917	179	4	A 19581	71	16	A 27577	143	18
30575	243	32A	A 20058	115	2	A 27579	91	4
30575	245	50A	A 20058	115	2	A 27602	111	23
30634	161	3	A 20058	115	2	A 27637	93	8
30634	161	14	A 20058	115	8	A 27891	11	21
30634	281	3	A 20058	115	8	A 27891	27	14
30634	281	14	A 20383	47	31	A 27955	75	9
33686	57	29	A 20465	59	1	A 27994	213	9
38150	191	2	A 20468	59	1A	A 27994	223	5
38188	189	24	A 20916	11	25	A 28090	37	16
38410	151	15	A 20916	69	2	A 28090	227	18
38410	189	33	A 20917	11	24	A 28090	229	21
39736	87	13	A 21145	139	19	A 28090	231	18
40011	81	23	A 21145	285	4	A 28090	231	32
49482	21	35	A 21145	285	14	A 28090	273	23
49561	59	31	A 22877	49	6	A 28318	159	10
49838	51	3	A 24572	57	24	A 28318	283	9
49845	321	11	A 25139	163	5	A 28318	285	10
49851	125	7	A 25213	57	23	A 29060	95	23
49851	127	51	A 25213	57	31	A 29068	79	17
49851	129	30	A 25262	61	6	A 29068	85	25
49851	129	36	A 25262	63	23	A 29068	87	6
49852	49	14	A 25286	175	7	A 29259	21	9
49853	61	13	A 25291	181	7	A 29260	25	10
49953	321	10	A 25304	39	2	A 29268	138	30
49854	145	42	A 25356	39	9	A 29268	13	31
49858	233	34	A 25359	39	8	A 29279	25	8
49859	63	6	A 25379	39	11	A 29290	19	5
73149	73	5	A 25385	41	35	A 29388	101	10
73452	37	21	A 25387	41	37	A 29431	11	9
73453	37	22	A 25391	39	20	A 29431	15	17
73514	37	23	A 25547	39	26	A 29433	31	3
73613	37	41	A 25548	39	19	A 29438	19	9
73621	37	18	A 25552	41	44	A 29442	29	3
73651	37	40	A 25593	137	19	A 29717	93	12
73666	37	13	A 25594	137	27	A 29902	101	17
74244	37	6	A 26673	117	39	A 29964	89	27
A 7464	221	6	A 26744	101	25	A 29964	91	23
A 7597	87	14	A 26778	91	19	A 29966	89	28
A 7923	107	30	A 26836	107	29	A 29966	91	24
A 9155	15	3	A 26946	91	5	A 29971	97	24
A 10506	209	4	A 26946	97	14	A 29971	99	15
A 11280	321	7A	A 27020	175	9	A 29976	97	22
A 11822	49	37	A 27080	143	3	A 29977	97	23
A 13184	275	8	A 27150	89B	19	A 29977	99	13
A 13184	275	28	A 27173	93	29	A 30013	21	29
A 13240	73	33	A 27209	89	4	A 30013	21	37
A 14280	25	29	A 27365	25	19	A 30013	147	4
A 14510	79	14	A 27365	227	4	A 30013	267	4
A 14527	177	2	A 27365	227	31	A 30025	17	24
A 14529	175	10	A 27365	229	4	A 30042	27	29
A 14533	175	6	A 27365	231	4	A 30042	133	2
A 14534	175	8	A 27463	111	21	A 30043	29	30
A 14535	175	5	A 27507	209	11	A 30056	19	6
A 14567	133	25	A 27507	211	9	A 30058	17	11
A 14567	139	1	A 27507	215	10	A 30063	19	10
A 14723	109	8	A 27565	89	17	A 30072	99	14
A 14723	109	13	A 27565	91	11	A 30075	103	16
A 15670	79	11	A 27566	89	17	A 30084	87B	17
A 15672	79	13	A 27566	91	11	A 30084	91	38
A 16638	111	38	A 27567	89	17	A 30095	157	8

## NUMERICAL INDEX

PART NO.	PAGE NO.	REF. NO.	PART NO.	PAGE NO.	REF. NO.	PART NO.	PAGE NO.	REF. NO.			
A	30095	161	10	A	36483	21	5	A	38534	13	
A	30095	235B	9	A	36484	21	5	A	38644	33	31
A	30095	281	10	A	36485	21	3	A	38660	93	28
A	30097	89B	16	A	36486	21	3	A	38749	101	41
A	30097	143	17	A	36487	21	3	A	38750	101	42
A	30114	101	26	A	36488	21	3	A	38751	99	12
A	30115	99	3	A	36489	21	3	A	38752	99	12
A	30116	99	4	A	36490	21	4	A	38753	99	12
A	30338	289	35B	A	36491	21	4	A	38754	99	12
A	32309	227	5	A	36492	21	4	A	38755	99	12
A	32309	227	32	A	36493	21	4	A	38756	99	12
A	32309	229	5	A	36494	21	4	A	38757	99	12
A	32309	231	5	A	36495	21	2	A	38758	99	12
A	33810	125	29	A	36496	21	2	A	38759	99	12
A	33810	129	23	A	36497	21	2	A	38760	99	12
A	33976	59	22	A	36498	21	2	A	38761	99	12
A	33977	53	2	A	36499	21	2	A	38762	99	12
A	33977	59	23	A	36615	17	5	A	38763	99	12
A	34046	317	21	A	36782	25	28	A	38764	99	12
A	34046	321	16	A	36815	15	1	A	38765	99	12
A	34113	117	7	A	36902	13B	12	A	38766	99	12
A	34827	27	36	A	36902	13	12	A	38767	99	12
A	34868	59	3	A	36902	15	23	A	38768	99	12
A	35028	11	8	A	37149	13B	22	A	38769	99	12
A	35104	221	22	A	37189	25	1	A	38815	45	1
A	35104	225	20	A	37206	13B	9	A	38815	49	1
A	35147	79	5	A	37206	13	9	A	38815	77	14
A	35147	85	3	A	37206	25	2	A	38915	21	26
A	35147	85	5	A	37214	21	32	A	38931	19	8
A	35175	11	18	A	37216	21	36	A	39007	101	11
A	35270	237	16	A	37247	117	1	A	39008	101	11
A	35578	115	1	A	37247	119	1	A	39009	101	11
A	35673	21	13	A	37247	121	1	A	39010	101	11
A	35767	89	2	A	37247	165	1	A	39011	101	11
A	35771	23	13	A	37247	167	1	A	39012	101	11
A	35906	115	1	A	37406	13	28	A	39013	19	1
A	35919	101	20	A	37564	101	39	A	39019	73	37
A	35921	101	19	A	37809	237	8	A	39035	25	22
A	35924	101	35	A	37837	33	27	A	39037	25	21
A	35925	101	36	A	37839	33	28	A	39046	13	15
A	35933	101	43	A	37850	33	21	A	39046	13B	15
A	35949	137	15	A	37856	15	10	A	39046	15	26
A	35950	137	11	A	38083	27	6	A	39047	13	11
A	35951	137	1	A	38083	27	25	A	39047	13B	11
A	35952	137	10	A	38083	31	21	A	39047	15	22
A	35954	137	21	A	38084	27	7	A	39048	13B	11
A	35955	137	22	A	38084	31	5	A	39048	13	11
A	35956	137	24	A	38153	91	9	A	39048	15	22
A	35957	137	20	A	38157	99	5	A	39049	13B	11
A	35958	137	23	A	38160	33	40	A	39049	13	11
A	35959	137	16	A	38161	33	11	A	39049	15	22
A	35960	137	26	A	38181	17	3	A	39074	31	20
A	35962	137	7	A	38188	11	2	A	39105	93	18
A	35963	137	6	A	38208	107	15	A	39110	21	10
A	35965	137	3	A	38208	111	5	A	39129	11	9
A	35966	137	12	A	38261	113	3	A	39129	15	16
A	35967	137	2	A	38261	113	3	A	39184	97	4
A	36091	311	10	A	38296	119	6	A	39188	21	19
A	36199	123	33	A	38303	13B	23	A	39188	27	24
A	36446	101	46	A	38303	13	23	A	39213	85	
A	36447	101	47	A	38372	25	7	A	39233	11	1
A	36480	21	5	A	38390	21	18	A	39241	13	7
A	36481	21	5	A	38411	49	25	A	39241	13B	7
A	36482	21	5	A	38534	13B		A	39242	15	12

## NUMERICAL INDEX

PART NO.	PAGE NO.	REF. NO.	PART NO.	PAGE NO.	REF. NO.	PART NO.	PAGE NO.	REF. NO.
A 39273	101	28	A 42263	45	7	A 43869	37	12
A 39279	15	18	A 42266	45	38	A 43870	37	14
A 39279	27	4	A 42268	45	9	A 43871	37	15
A 39288	21	8	A 42274	73	9	A 43952	45	39
A 39289	101	27	A 42303	163	9	A 44083	23	22
A 39321	25	12	A 42304	163	11	A 44369	35	21
A 39322	93	26	A 42305	163	10	A 44435	139	23
A 39359	47	2	A 42315	35	4	A 44495	41	36
A 39528	113	1	A 42424	35	19	A 44543	45	55
A 39529	113	1	A 42494	39	17	A 44639	143	11
A 39536	115	4	A 42561	311	32	A 44640	143	12
A 39537	115	4	A 42561	317	15	A 44641	143	10
A 39561	73	30	A 42578	311	33	A 44644	143	
A 39570	15	4	A 42578	317	16	A 44653	37	8
A 39787	115	1	A 42597	13	29	A 44654	143	20
A 39867	35	3	A 42660	311	31	A 44710	37	2
A 39868	35	5	A 42660	317	14	A 44758	27	
A 39925	27	23	A 42746	13B	10	A 44814	13B	37
A 39925	29	21	A 42746	13	10	A 44814	13	39
A 39936	13B	28	A 42746	19		A 44815	13B	36
A 40215	41	28	A 42771	45		A 44815	13	38
A 40217	39	6	A 42772	45	34	A 46009	13B	
A 40218	41	45	A 42773	45	31	A 46010	13B	1
A 40220	41	41	A 42774	45	14	A 46011	13	
A 40221	43	3	A 42776	45		A 46012	13	1
A 40222	41	47	A 42777	45	59	A 46013	23	2
A 40225	39	22	A 42778	141	45	A 46014	23	
A 40520	41	42	A 43030	15	2	A 46015	23	12
A 40581	45	2	A 43030	27	2	A 46016	23	
A 40942	299	1	A 43048	15	34	A 50421	89	23
A 40962	143	1	A 43048	17	33	A 50820	29	9
A 41065	45	19	A 43193	27		A 50820	29	24
A 41066	45	3	A 43198	27		A 50975	23	23
A 41071	45	37	A 43211	65	12	A 50976	23	23
A 41072	45	36	A 43506	35	23	A 50977	23	23
A 41073	45	44	A 43551	139	13	A 50978	23	23
A 41075	45	32	A 43554	139	30	A 50979	23	23
A 41077	45	16	A 43558	139	25	A 50980	33	17
A 41078	45	4	A 43560	139	34	A 50981	33	18
A 41079	45	18	A 43566	139	22	A 50982	33	19
A 41081	45	5	A 43568	139	42	A 50983	33	20
A 41184	143	16	A 43569	139	41	A 50989	101	18
A 41264	57	14	A 43573	141	47	A 50990	101	16
A 41402	27	11	A 43574	141	48	A 50991	37	1
A 41402	35	25	A 43579	141	51	A 51054	13B	19
A 41403	27	12	A 43580	141	52	A 51054	13	19
A 41403	35	24	A 43599	35	16	A 51055	13B	17
A 41424	143	2	A 43600	35	18	A 51055	13	17
A 41726	17	35	A 43602	35	17	A 51056	13B	18
A 41727	17	32	A 43605	85	14	A 51056	13	18
A 41917	39	27	A 43606	85	20	A 51057	13B	16
A 41959	41	30	A 43607	85	12	A 51057	13	16
A 41979	39	4	A 43608	85	15	A 51084	17	8
A 41980	39	23	A 43609	85	21	A 51114	13	13
A 42023	41	49	A 43612	85	22	A 51114	13B	13
A 42059	43	5	A 43613	85	19	A 51114	15	24
A 42060	43	6	A 43652	41	32	A 51148	17	2
A 42061	43	4	A 43720	139	24	A 51149	17	1
A 42164	137	4	A 43721	139	28	A 51271	13B	14
A 42187	137	18	A 43728	139	29	A 51271	13	14
A 42219	141	46	A 43729	139	36	A 51271	15	25
A 42242	137	9	A 43733	35	20	A 51339	21	20
A 42261	45	33	A 43867	37	17	A 51390	75	7
A 42262	45	6	A 43868	37	19	A 51499	11	19

## NUMERICAL INDEX

PART NO.	PAGE NO.	REF. NO.	PART NO.	PAGE NO.	REF. NO.	PART NO.	PAGE NO.	REF. NO.			
A	51500	11	20	A	58608	25	30	A	139258	77	23
A	51527	97	7	A	58608	27	36	A	139826	31	1
A	51529	27	22	A	58608	87B	19	A	140185	13	22
A	51529	29	5	A	58608	93	3	A	140222	87B	18
A	51649	29	2	A	58709	33	23	A	140222	93	2
A	51738	35	2	A	58960	33	32	A	140239	97	13
A	51739	35	1	A	58961	33	29	A	140282	101	6
A	51784	33	7	A	58962	33	30	A	140412	101	4
A	51793	13B	32	A	59077	73	28	A	140438	101	3
A	51793	13	33	A	59457	325	24	A	140578	95	19
A	51840	85	23	A	59516	77	4	A	140687	91	8
A	51874	89	15	A	59516	77	12	A	140744	91	18
A	51876	11	15	A	59702	317	18	A	140827	35	14
A	51885	147	1	A	59702	321	12	A	140869	101	24
A	51885	267	1	A	59723	317	17	A	140923	91	29
A	51901	103	14	A	59950	325	26	A	142029	101	40
A	51904	23	21	A	60553	49	26	A	142098	15	27
A	51907	29	19	A	60726	33	22	A	142303	93	27
A	51908	29	18	A	61446	111	14	A	142356	101	8
A	51911	23	3	A	61447	111	13	A	142559	93	21
A	51913	23	18	A	61448	111	12	A	142676	101	7
A	51914	23	20	A	61449	111	11	A	142823	31	4
A	51916	23	10	A	61450	111	3	A	142906	33	36
A	51917	21	1	A	62210	133	27	A	144266	101	15
A	51934	87	12	A	62556	61	9	B	18215	91	3
A	51935	87B	1	A	62556	63	1	B	50293	61	5
A	51935	87	3	A	62918	111	8	B	50293	63	22
A	51936	87B	5	A	64818	299	7	D	15538	293	30
A	51937	87B	6	A	65544	133	24	D	16615	249	
A	51937	87B	22	A	65550	59	4	D	21605	251	9
A	51938	87B	2	A	66678	111	4	D	21605	251	9
A	51938	87	2	A	68846	149	50	D	21605	251	9
A	51939	89	1	A	75171	81B	54	D	21605	251	9
A	51940	89B	15	A	75179	87B	4	D	21606	251	8
A	51941	89B	1	A	136386	97	8	D	21606	251	8
A	51942	89B	7	A	136474	23	9	D	21606	251	8
A	51943	89	26	A	136597	97	10	D	21606	251	8
A	51944	87B	12	A	137164	107	1	D	22200	283	12
A	51945	87B	21	A	137191	85	1	D	25277	289	17
A	51946	87B	13	A	137572	138	31	D	25277	289	21
A	51947	91	1	A	137572	13	32	D	25277	289	24
A	51948	91	2	A	138244	21	11	D	25279	131	26
A	51949	91	12	A	138245	29	1	D	25279	185	28
A	51951	91	22	A	138246	77	15	D	25279	185	31
A	51952	93	1	A	138247	77	18	D	25279	239	16
A	51953	93	6	A	138284	87	1	D	25279	239	22
A	51954	97	2	A	138286	103	1	D	25279	245	59
A	51955	97	9	A	138287	103	1	D	25279	245	64
A	51956	97	11	A	138294	89	22	D	25279	247	81
A	51957	97	21	A	138301	97	1	D	25279	249	29
A	51958	99	10	A	138312	95	1	D	25279	253	12
A	51959	99	11	A	138313	95	18	D	25280	111	29
A	51960	99	9	A	138343	89	8	D	25280	185	8
A	51961	99	6	A	138484	37	1	D	25280	185	10
A	51962	99	7	A	138559	87	23	D	25280	239	14
A	51963	95	21	A	138561	87	22	D	25280	243	29
A	51964	95	20	A	138570	87	19	D	25280	243	31
A	51977	101	44	A	138571	87	17	D	25280	243	37
A	51980	99		A	138572	97	12	D	25280	245	47
A	51980	101		A	138593	107	28	D	25280	245	67
A	51983	21	34	A	138655	97	20	D	25280	245	72
A	55980	131	3	A	138847	99	8	D	25280	249	18
A	57641	31	14	A	139078	87B	20	D	25280	249	33
A	57876	107	31	A	139086	73	7	D	25280	249	39

## NUMERICAL INDEX

PART NO.	PAGE NO.	REF. NO.	PART NO.	PAGE NO.	REF. NO.	PART NO.	PAGE NO.	REF. NO.			
D	26115	133	26	D	30933	253	6	D	34818	283	3
D	26265	179	14	D	30945	185	25	D	34980	49	22
D	26265	183	4	D	30947	185	26	D	34989	75	6A
D	26266	181	11	D	31098	159	2	D	35009	77	3
D	26267	181	6	D	31099	159	2	D	35009	77	11
D	26268	181	5	D	31140	189	3	D	35108	47	9
D	26270	181	2	D	31142	239	3	D	35424	255	12
D	26368	251B	9A	D	31142	243	12	D	35814	121	24
D	26870	325	12	D	31142	243	42	D	36040	207	58
D	26872	325	9	D	31204	197	1	D	36040	233	29
D	26918	289	26	D	31219	185	18	D	36203	209	3
D	26919	241	47	D	31312	247	80	D	36264	73	25
D	26919	243	33	D	31370	153	13	D	36350	147	8
D	26919	249	15	D	31403	163	7	D	36350	267	8
D	27216	325	1	D	31404	163	6	D	36505	239	31
D	27705	283	7	D	31409	227	21	D	36669	307	42
D	27705	285	8	D	31409	229	25	D	36968	283	6
D	27706	159	8	D	31409	231	22	D	36968	285	7
D	27833	283	13	D	31409	231	35	D	36969	159	7
D	28364	159	15	D	31409	325	13	D	36969	235B	8
D	28364	283	15	D	31410	203	17	D	36969	281	9
D	28366	235B	14	D	31411	325	10	D	36970	157	7
D	28366	281	16	D	31412	325	14	D	36970	161	9
D	28367	217	16	D	31441	61	8	D	36970	213	8
D	28610	243	19	D	31441	63	25	D	36971	209	10
D	28610	245	60	D	31450	325	8	D	36971	211	8
D	28610	247	79	D	31511	159	3	D	36971	215	9
D	28774	325	1	D	31971	223	17	D	36971	217	9
D	28896	157	14	D	31975	223	7	D	37048	57	25
D	28896	161	16	D	31975	223	20	D	37050	171	2
D	29423	251	3	D	31979	223	14	D	37050	173	2
D	29424	251	2	D	31980	223	15	D	37050	175	
D	29483	239	15	D	31981	223	16	D	37051	171	2
D	30107	325	3	D	31985	223	9	D	37051	173	2
D	30458	61	22	D	31985	223	18	D	37051	175	
D	30609	289	22	D	32284	233	18	D	37052	171	2
D	30756	239	4	D	32481	39	10	D	37052	173	2
D	30756	249	7	D	32865	209	15	D	37052	175	
D	30899	245	61	D	32890	193	12	D	37053	171	2
D	30899	253	11	D	33047	215	3	D	37053	173	2
D	30929	159	13	D	33047	215	14	D	37053	175	
D	30929	253B	3	D	33047	217	3	D	37063	181	14
D	30929	253B	9	D	33094	243	43	D	37064	181	17
D	30930	157	12	D	33182	61	7	D	37065	181	18
D	30931	185	4	D	33182	63	24	D	37066	183	1
D	30932	187	2	D	33182	321	7	D	37067	179	17
D	30932	187	2	D	33255	291	1	D	37067	183	7
D	30932	187	5	D	33256	291	4	D	37068	179	18
D	30932	187	5	D	33551	155	11	D	37068	183	8
D	30932	189	8A	D	33551	155	14	D	37070	179	15
D	30933	245	57	D	33552	189	31	D	37070	183	5
D	30933	249	45	D	33552	233	17	D	37071	179	13
D	30933	251B	4	D	33805	197	8	D	37071	183	3
D	30933	251B	4	D	33805	241	44	D	37072	179	11
D	30933	251B	4	D	33805	289	5	D	37073	179	5
D	30933	251	6	D	33856	177	10	D	37074	179	9
D	30933	251B	8	D	33857	177	7	D	37075	179	10
D	30933	251	12	D	34244	199	12	D	37076	177	6
D	30933	251	12	D	34244	205	29	D	37134	197	9
D	30933	251	12	D	34340	217	14	D	37135	197	10
D	30933	251	12	D	34340	245	43	D	37148	179	8
D	30933	253	6	D	34340	249	8	D	37149	179	16
D	30933	253	6	D	34666	107	13	D	37149	183	6
D	30933	253	6	D	34666	195	4	D	37152	177	3

## NUMERICAL INDEX

PART NO.	PAGE NO.	REF. NO.	PART NO.	PAGE NO.	REF. NO.	PART NO.	PAGE NO.	REF. NO.
D 37153	177	1	D 38648	189	42	D 44112	325	
D 37156	81B	53	D 38648	193	23	D 44113	325	
D 37156	177	5	D 38648	199	17	D 44114	325	
D 37203	59	14	D 38648	205	33	D 44118	325	
D 37203	319	18	D 38648	235	43	D 44193	253	10
D 37252	51	10	D 38673	299	30	D 44813	243	13A
D 37252	53	6	D 38679	211	8	D 44813	243	34A
D 37252	71	1	D 38683	211	19	D 44882	249	28
D 37286	185	30	D 38684	211	20	D 44996	185	23
D 37392	185	2	D 38825	171	8	D 44997	185	21
D 37416	243	13	D 38825	173	8	D 45017	185	22
D 37443	239	12	D 38858	213	10	D 45034	249	14
D 37443	249	5	D 38971	325	1	D 45523	243	35
D 37450	245	65	D 39093	253	8	D 45557	201	22
D 37464	251	4	D 39094	253	9	D 45559	233	35
D 37471	251	10	D 39140	201	15	D 45700	325	
D 37473	251	7	D 40089	245	43	D 45904	185	20
D 37474	251	7	D 40236	151	10	D 46024	171	3
D 37475	251	7	D 40236	189	32	D 46024	173	3
D 37476	251	7	D 40236	199	11	D 46024	177	
D 37490	251B	2	D 40236	205	28	D 46025	171	3
D 37495	239	10	D 40236	233	16	D 46025	173	3
D 37495	245	56	D 40236	233	28	D 46025	177	
D 37495	247	75	D 40243	251B	3	D 46026	171	3
D 37495	249	44	D 40243	251	5	D 46026	173	3
D 37495	251B	3	D 40355	179	3	D 46026	177	
D 37495	251B	3	D 40356	179	7	D 46027	171	3
D 37495	251B	7	D 40357	179	5	D 46027	173	3
D 37495	251	11	D 40358	179	19	D 46027	177	
D 37495	251	11	D 40358	183	9	D 46034	177	
D 37495	251	11	D 40921	67	3	D 46035	177	
D 37495	251	11	D 41165	205	19	D 46036	177	
D 37495	253B	4	D 41322	163	12	D 46037	177	
D 37495	253	5	D 41359	211	21	D 46114	193	11
D 37495	253	5	D 41427	61	24	D 46133	193	5
D 37495	253	5	D 41462	201	19	D 46141	193	8
D 37495	253	5	D 41547	251B	1	D 46142	193	13
D 37495	253B	10	D 41548	251B	1	D 46405	245	53
D 37505	251	10	D 41549	251B	1	D 46405	249	9
D 37507	251	10	D 41679	253		D 46405	249	36
D 37515	251B	2	D 41740	11	22	D 46898	189	21
D 37516	251B	6	D 42439	223	6	D 46930	209	17
D 37518	251B	2	D 42504	207	57	D 46930	215	16
D 37567	169	6	D 42788	245	54	D 47203	217	17
D 37568	169	1	D 42788	249	37	D 47204	209	18
D 37570	169	4	D 42889	117	33	D 47204	211	16
D 37602	249	38	D 43124	193	2	D 47204	215	17
D 37611	249	16	D 43266	169	11	D 47208	217	18
D 37614	245	61	D 43331	253B	6	D 47209	209	19
D 37642	251	10	D 43332	253B	7	D 47209	211	17
D 37763	185	3	D 43341	253B	8	D 47209	215	18
D 37811	61		D 43416	247	76	D 47782	205	24
D 37811	63		D 43417	247	77	D 47999	191	10
D 37936	59	8	D 43567	149	56	D 47999	193	3
D 38089	291	10	D 43567	223	1	D 48028	193	18
D 38258	299	24	D 43567	267	45	D 48030	193	19
D 38261	299	29	D 43620	119	10	D 48031	193	21
D 38458	151	18	D 43800	223		D 48035	253	
D 38620	125	42	D 43940	111	17	D 48071	63	5
D 38620	129	24	D 43940	239	5	D 48359	203	15
D 38637	153	19	D 43940	293	2	D 48523	145	35
D 38643	299	31	D 43946	243	42	D 48539	145	33
D 38648	151	23	D 44110	325		D 48540	145	31
D 38648	153	25	D 44111	325	2	D 48865	325	1

## NUMERICAL INDEX

PART NO.	PAGE NO.	REF. NO.	PART NO.	PAGE NO.	REF. NO.	PART NO.	PAGE NO.	REF. NO.
D 48879	163	4	D 50066	81	47	D 51617	189	20
D 48881	163		D 50068	81B	55	D 51619	189	37
D 48882	163	17	D 50074	83D	15	D 51621	189	36
D 48883	163	18	D 50074	83B	27	D 51650	289	14
D 48884	163		D 50075	83B	6	D 51683	279	22
D 48887	163	13	D 50077	83B	8	D 51684	279	17
D 48888	163	8	D 50078	83B	9	D 51685	279	11
D 48950	163	1	D 50079	83B	10	D 51686	279	12
D 49094	255	9	D 50080	83B	11	D 51688	279	16
D 49118	147	46	D 50081	83B	14	D 51689	291	2
D 49161	211	15	D 50083	83B	16	D 51690	291	3
D 49241	163	1	D 50084	83B	17	D 51692	289	32
D 49429	241	42	D 50087	81	18	D 51695	289	31
D 49429	243	2	D 50089	81	35	D 51722	289	47
D 49733	57		D 50090	81	36	D 51726	189	17
D 49733	59	12	D 50091	81	37	D 51816	189	16
D 49734	57		D 50092	81	38	D 51820	67	19
D 49734	59	13	D 50103	163	3	D 51895	289	4
D 49774	299	28	D 50104	163	4	D 52008	59	2
D 49776	299	18	D 50105	163		D 52196	263	39
D 49812	197	7	D 50106	163	7	D 52197	263	40
D 49863	239	37	D 50146	245	44	D 52214	261	2
D 49864	239	38	D 50146	249	4	D 52240	255	10
D 49865	243	23	D 50146	289	14A	D 52241	261	9
D 49866	243	16	D 50149	243	5	D 52256	279	21
D 49879	241	43	D 50170	241	45	D 52276	47	20
D 49941	299	26	D 50170	241	46	D 52319	181	12
D 49976	57		D 50287	255	15	D 52348	199	4
D 49976	59	34	D 50292	239	8	D 52434	243	41
D 50004	233	5	D 50293	239	9	D 52477	163	6A
D 50022	83D		D 50337	239	17	D 52521	249	20
D 50024	83B		D 50372	207	59	D 52522	243	30
D 50030	81		D 50379	205	49	D 52522	243	39
D 50031	81		D 50388	205	46	D 52564	325	16
D 50033	83D	16	D 50407	257	31	D 52566	233	37
D 50034	83D	17	D 50551	201	14	D 52569	233	6
D 50035	83D	18	D 50682	253B	1	D 52572	233	19
D 50036	83D	19	D 50695	239	20	D 52574	233	22
D 50037	83D	20	D 50696	239	21	D 52578	249	46
D 50038	83D	21	D 50698	243	10	D 52581	325	19
D 50039	83D	22	D 50700	243	7	D 52591	63	15
D 50040	83D	23	D 50717	61	10	D 52642	251	1
D 50041	83D	24	D 50724	289	40	D 52667	269	58
D 50042	83B	1	D 50818	197	6	D 52694	147	46B
D 50043	83B	2	D 51276	289	18	D 52694	199	44A
D 50044	83B	3	D 51294	289	33	D 52694	223	
D 50045	83B	4	D 51297	289	20	D 52694	269	64
D 50046	83B	5	D 51299	289	16	D 52697	255	13
D 50047	83B	12	D 51302	289	25	D 52778	261	12
D 50048	83B	13	D 51339	289	41	D 52800	147	46A
D 50049	83B	18	D 51340	289	43	D 52800	199	1A
D 50050	83B	19	D 51384	189		D 52800	223	
D 50051	83B	21	D 51388	189	9	D 52800	269	65
D 50052	83B	21	D 51391	189	5	D 52843	233	7
D 50053	83B	21	D 51392	189	10	D 52943	279	5
D 50054	83B	22	D 51393	189	11	D 52944	291	19
D 50055	81	1	D 51512	325		D 52945	291	6
D 50056	81	19	D 51534	325		D 52950	291	12
D 50057	81	22	D 51569	289	10	D 52970	271	
D 50058	81	24	D 51573	289	7	D 52970	279	4
D 50059	81	25	D 51588	289	39	D 52970	291	11
D 50060	81	28	D 51608	289	42	D 52980	291	9
D 50061	81	29	D 51608	289	44	D 53268	63	3
D 50062	81	33	D 51615	189	19	D 53297	139	14

## NUMERICAL INDEX

PART NO.	PAGE NO.	REF. NO.	PART NO.	PAGE NO.	REF. NO.	PART NO.	PAGE NO.	REF. NO.
D 53561	249	13	D 54957	289	2	D 56900	299	45
D 53593	271	1	D 55011	201	22	D 56901	299	46
D 53593	273		D 55050	235	40	D 56902	299	47
D 53594	271	2	D 55082	247	78	D 56909	203	7
D 53594	277		D 55357	199	24	D 57288	321	13
D 53595	271	3	D 55360	199	23	D 57484	111	22
D 53595	275		D 55464	233	3	D 57486	111	25
D 53596	273	20	D 55466	233	4	D 57543	253	1
D 53597	275	32	D 55484	257	27	D 57544	253	1
D 53598	271	5	D 55559	49	28	D 57545	253	1
D 53598	273	24	D 55583	145	28	D 57546	253	1
D 53599	271	6	D 55584	245	70	D 57550	253	2
D 53600	271	4	D 55624	297	69	D 57550	253	2
D 53601	275	12	D 55626	245	45	D 57550	253	2
D 53601	277	5	D 55688	249	3	D 57550	253	2
D 53602	275	25	D 55727	249	2	D 57551	253	3
D 53603	275	19	D 55732	245	50	D 57551	253	3
D 53604	273	13	D 55749	201	20	D 57551	253	3
D 53605	273	7	D 55767	69	11	D 57551	253	3
D 53606	277	16	D 55865	199	20	D 57559	253	4
D 53607	273	10	D 55880	199	47	D 57591	253	4
D 53608	275	17	D 55946	69	7	D 57594	253	4
D 53609	273	8	D 55947	69	8	D 57595	253	4
D 53610	275	5	D 55948	69	9	D 58199	223	3
D 53610	277	11	D 55949	69	10	D 58220	257	26
D 53611	273	15	D 55951	69		D 58221	257	25
D 53612	275	4	D 55996	243	14	D 58499	189	45
D 53612	277	10	D 56043	199	15	D 58499	251B	9
D 53613	277	8	D 56050	261	34	D 58499	251	13
D 53614	277	13	D 56051	243	15	D 58499	253B	11
D 53615	275	13	D 56094	199	1	D 58552	261	14
D 53615	277	6	D 56102	219	8	D 58576	189	46
D 53616	275	9	D 56102	221	1	D 58576	251B	10
D 53616	277	3	D 56194	233	2	D 58576	251	14
D 53651	275	7	D 56245	289	46	D 58576	253B	12
D 53652	275	11	D 56252	205	8	D 58577	189	46
D 53653	275	27	D 56252	219	2	D 58577	251B	10
D 53654	275	24	D 56335	239	27	D 58577	251	14
D 53655	275	22	D 56424	299		D 58577	253B	12
D 53656	275	18	D 56439	203	5	D 58592	251B	11
D 53656	277	15	D 56443	203	4	D 58592	251	15
D 53657	275	20	D 56444	203	12	D 58593	251B	11
D 53658	275	16	D 56445	203	8	D 58593	251	15
D 53659	275	15	D 56455	203	14	D 58609	207	64
D 53660	273	5	D 56458	221	8	D 59554	297	67
D 53818	245	49	D 56460	221	13	D 59653	203	11
D 53818	249	31	D 56461	221	21	D 59654	203	13
D 53818	249	42	D 56462	221	23	D 59655	203	16
D 53895	223	12	D 56463	221	25	D 59686	299	6
D 53915	223	8	D 56464	221	24	D 59687	299	5
D 53915	223	19	D 56465	221	19	D 59689	299	11
D 53916	223	10	D 56466	221	26	D 59695	299	9
D 54013	239	11	D 56467	221	17	D 59912	167	13
D 54095	249	27	D 56469	221	5	D 59912	257	10
D 54136	247	74	D 56470	221	3	D 59912	261	1
D 54137	233	12	D 56471	163	16	D 59912	265	1
D 54218	245	62	D 56472	221	7	D 60159	239	2
D 54276	223	13	D 56849	61	21	D 60159	239	34
D 54397	243	15C	D 56881	221	9	D 60169	239	33
D 54416	145	8	D 56883	299	2	D 60180	255	11
D 54420	233	11	D 56885	299	3	D 60615	299	35
D 54506	243	28	D 56886	299	4	D 60803	239	7
D 54702	233	1	D 56898	299	43	D 61058	153	18
D 54833	69	1	D 56899	299	44	D 61065	237	5



## NUMERICAL INDEX

PART NO.	PAGE NO.	REF. NO.	PART NO.	PAGE NO.	REF. NO.	PART NO.	PAGE NO.	REF. NO.			
D	61065	287	5	D	64777	165	12	D	66098	125	28
D	61065	293	14	D	64777	167	12	D	66125	125	12
D	61076	111	31	D	64789	165	3	D	66142	123	9
D	61087	245	52	D	64789	167	3	D	66142	125	16
D	61087	249	35	D	64790	165	14	D	66204	65	22
D	61088	245	51	D	64790	167	18	D	66505	219	30
D	61088	249	34	D	64797	165	26	D	66506	267	39
D	61241	111	16	D	64797	167	30	D	66528	125	1
D	61244	245	55	D	64799	245	69	D	66561	63	7
D	61244	249	43	D	64918	207	54	D	66567	73	2
D	61251	147	36	D	64920	207	53	D	66581	117	30
D	61251	173		D	64923	109		D	66655	117	17
D	61266	301	13	D	64924	109		D	66665	185	1
D	61297	111	24	D	64925	165	5	D	66705	125	23
D	61298	239	6	D	64925	167	5	D	66741	127	55
D	61368	239	25	D	64925	169	18	D	66741	129	39
D	61376	239	24	D	64962	237	1	D	66769	295	3
D	61519	249		D	64962	287	1	D	66829	47	27
D	61520	249	10	D	64962	293	11	D	66844	133	28
D	61701	249	22	D	64968	237	6	D	66937	47	30
D	61744	249	19	D	64968	287	6	D	67017	123	1
D	61903	223		D	64968	293	15	D	67017	129	1
D	62012	299	32	D	64997	75	1	D	67029	123	16
D	62192	185	6	D	64999	75	5	D	67038	129	10
D	62193	185	9	D	65000	75	2	D	67039	123	7
D	62194	185	7	D	65020	75	12	D	67041	123	25
D	62348	203	1	D	65139	139	20	D	67081	189	27
D	62390	135	44	D	65187	65	31	D	67083	189	28
D	63154	117	35	D	65247	109	2	D	67084	189	
D	63154	119	34	D	65371	107	22	D	67086	189	
D	63184	133	4	D	65373	107	25	D	67142	145	3
D	63184	133	33	D	65375	107	17	D	67146	51	16
D	63250	133	19	D	65392	73	31	D	67146	59	19
D	63250	139		D	65446	49	5	D	67148	51	4
D	63263	79	1	D	65446	53	16	D	67149	55	
D	63293	49	36	D	65457	53	15	D	67149	55	13
D	63294	49	32	D	65458	49	33	D	67162	121	28
D	63506	293	29	D	65479	145	37	D	67251	53	5
D	63543	293	28	D	65481	145	38	D	67256	125	2
D	63796	243	40	D	65491	205	36	D	67256	129	6
D	63875	293	36	D	65620	135	49	D	67276	133	13
D	64050	169	28	D	65646	149	55	D	67296	133	8
D	64171	111	28	D	65646	267	44	D	67296	133	41
D	64222	77	1	D	65647	147	42	D	67296	145	15
D	64256	165	30	D	65647	267	35	D	67297	147	23
D	64256	171	1	D	65652	199	9	D	67297	147	30
D	64258	167	34	D	65659	147	11	D	67297	149	51
D	64258	173	1	D	65659	267	11	D	67297	267	23
D	64276	55		D	65660	149	60	D	67297	267	30
D	64276	55	12	D	65660	267	49	D	67298	147	18
D	64601	133	1	D	65670	147	10	D	67298	267	18
D	64601	137		D	65670	267	10	D	67308	239	13
D	64621	239	23	D	65691	147	12	D	67317	111	15
D	64731	187		D	65691	267	12	D	67329	151	7
D	64732	187		D	65886	205	37	D	67331	151	14
D	64733	187		D	65887	205	20	D	67337	289	1
D	64734	187		D	66017	165	25	D	67357	185	13
D	64745	165	27	D	66017	167	29	D	67440	149	53
D	64745	167	31	D	66049	133	29	D	67490	121	16
D	64746	165	8	D	66055	117	31	D	67493	119	24
D	64746	167	8	D	66063	295	27	D	67493	121	11
D	64747	167	15	D	66067	255	30	D	67497	119	25
D	64767	299	17	D	66068	293	6	D	67497	121	12
D	64776	299	23	D	66096	117	9	D	67505	147	39

## NUMERICAL INDEX

PART NO.	PAGE NO.	REF. NO.	PART NO.	PAGE NO.	REF. NO.	PART NO.	PAGE NO.	REF. NO.
D 67506	151	5	D 67903	53	14	D 68747	79	4
D 67507	151	4	D 67915	149	59	D 68747	85	4
D 67529	121	31	D 67915	267	48	D 68763	293	1
D 67540	299	16	D 67956	51	1	D 68790	133	36
D 67580	301	24	D 67957	49	10	D 68792	133	37
D 67594	165	16	D 67961	51	14	D 68794	133	5
D 67594	167	20	D 67962	51	13	D 68796	133	32
D 67597	165	6	D 67962	53	9	D 68799	47	24
D 67597	167	6	D 67962	59	17	D 68800	47	25
D 67599	191		D 67962	71	4	D 68806	147	24
D 67600	299	36	D 67962	319	16	D 68806	267	24
D 67656	117	38	D 67983	129	7	D 68834	145	1
D 67694	55	1	D 67987	123	6	D 68845	147	17
D 67695	55	5	D 67987	125	13	D 68845	267	17
D 67711	149	63	D 67988	125	21	D 68846	147	22
D 67711	269	52	D 67988	129	11	D 68846	147	29
D 67717	149	54	D 67993	125	22	D 68846	267	22
D 67717	267	43	D 67993	129	8	D 68846	267	29
D 67721	49	3	D 68091	297	56	D 68862	301	37
D 67730	153	17	D 68109	125	45	D 68862	303	6
D 67731	153	16	D 68111	125	46	D 68953	47	15
D 67743	51	19	D 68113	129	28	D 68962	301	16
D 67749	301	10	D 68115	129	29	D 68971	81	
D 67759	257	1	D 68123	125	31	D 68971	83	
D 67761	257	2	D 68186	117	26	D 68972	145	27
D 67762	257	12	D 68191	111	19	D 68973	145	30
D 67763	259	34	D 68238	295	43	D 68976	47	13
D 67765	257	5	D 68239	73	1	D 68978	301	17
D 67766	257	7	D 68256	75	16	D 69004	145	12
D 67767	257	8	D 68266	117	20	D 69006	145	39
D 67768	265	2	D 68267	117	23	D 69037	47	3
D 67771	257	4	D 68268	117	34	D 69050	145	11
D 67774	257	9	D 68299	73	24	D 69050	145	40
D 67775	259	38	D 68311	201	11	D 69051	145	26
D 67778	255	18	D 68313	201	10	D 69061	255	34
D 67779	255	6	D 68315	199	41	D 69064	47	6
D 67782	255	26	D 68317	219	33	D 69065	47	4
D 67783	257	22	D 68362	295	40	D 69066	47	8
D 67783	261	33	D 68445	297	58	D 69067	47	5
D 67783	265	8	D 68459	201	9	D 69068	47	7
D 67788	219	18	D 68461	201	8	D 69076	145	43
D 67788	255	1	D 68536	149	64	D 69077	47	1
D 67790	239	1	D 68536	269	53	D 69105	107	10
D 67791	241	41	D 68547	147	14	D 69106	121	25
D 67791	243	1	D 68547	267	14	D 69117	195	1
D 67792	199	39	D 68573	199	29	D 69118	195	2
D 67794	301	2	D 68624	293	17	D 69130	257	32
D 67811	119	33	D 68625	293	18	D 69131	259	35
D 67814	119	29	D 68629	147	39A	D 69133	303	1
D 67826	73	15	D 68631	149	53A	D 69134	303	2
D 67826	301	8	D 68638	133	40	D 69160	303	3
D 67872	51	8	D 68638	145	14	D 69168	205	42
D 67872	71	7	D 68638	145	24	D 69169	205	43
D 67873	49	31	D 68646	133	7	D 69170	205	52
D 67874	49	18	D 68646	133	14	D 69177	205	15
D 67875	49	34	D 68646	145	19	D 69180	119	21
D 67876	49	15	D 68659	295	8	D 69180	121	8
D 67877	53	1	D 68661	79	20	D 69194	289	50
D 67878	53	13	D 68666	295	2	D 69199	205	16
D 67879	49	2	D 68667	295	10	D 69200	191	7
D 67896	153	4	D 68669	85	7	D 69200	193	1
D 67896	155	5	D 68670	79	7	D 69201	191	8
D 67897	153	5	D 68737	125	39	D 69201	193	4
D 67897	155	4	D 68738	295	22	D 69234	205	26

## NUMERICAL INDEX

PART NO.	PAGE NO.	REF. NO.	PART NO.	PAGE NO.	REF. NO.	PART NO.	PAGE NO.	REF. NO.
D 69237	205	38	D 69917	261	19	D 70662	81B	52
D 69251	243	15B	D 69918	261	26	D 70664	83	11
D 69263	321	8	D 69920	261	18	D 70665	81	2
D 69280	127	49	D 69921	261	27	D 70666	81B	57
D 69280	129	33	D 69924	261	16	D 70666	83B	
D 69282	127	48	D 69925	261	15	D 70667	83B	24
D 69282	129	32	D 69932	261	32	D 70668	83B	26
D 69352	195	5	D 69933	261	22	D 70670	83B	7
D 69366	73	36	D 69934	265	2A	D 70671	81	40
D 69400	131	8	D 69950	319	24	D 70672	83B	15
D 69410	131	23	D 69955	165	13	D 70673	81	44
D 69411	131	21	D 69959	169	34	D 70718	121	27
D 69415	151	21	D 69960	169	33	D 70721	117	3
D 69421	205	25	D 69980	325	20	D 70721	133	31A
D 69460	153	7	D 69982	131	25	D 70730	119	15
D 69462	153	6	D 69988	243	9	D 70731	69	3
D 69516	219	10	D 69990	131	2	D 70741	119	9
D 69517	219	14	D 69991	131	5	D 70747	317	25
D 69518	219	5	D 69994	131	15	D 70747	321	18
D 69520	219	25	D 69995	131	16	D 70754	69	
D 69522	233	2A	D 69996	131	1	D 70838	297	74
D 69523	233	2B	D 69997	131	14	D 70855	147	47
D 69542	233	31	D 70025	71	12	D 70855	267	40
D 69544	233	30	D 70026	67	15	D 70862	267	34
D 69565	169	12	D 70035	67	2	D 71139	53	12
D 69566	169	14	D 70036	65	2	D 71285	143	8
D 69567	169	13	D 70037	65	3	D 71303	319	37
D 69568	169	27	D 70112	59	6	D 71304	319	33
D 69578	169	24	D 70115	57		D 71305	319	32
D 69601	165	20	D 70115	317	26	D 71306	109	
D 69601	167	24	D 70115	321	17	D 71306	109	
D 69603	165	2	D 70125	67	22	D 71307	109	5
D 69603	167	2	D 70126	67	13	D 71308	109	10
D 69604	169	19	D 70127	67	1	D 71309	139	
D 69605	107	2	D 70139	301	29	D 71311	139	3
D 69606	107	3	D 70141	303	21	D 71312	139	
D 69650	219	28	D 70146	301	33	D 71313	139	
D 69651	219	29	D 70199	71	11	D 71314	141	49
D 69669	109	3	D 70200	71	6	D 71315	141	50
D 69710	319		D 70394	123	21	D 71316	141	53
D 69724	155	7	D 70450	123	27	D 71329	137	25
D 69726	155	6	D 70454	123	30	D 71330	137	17
D 69728	255	35	D 70468	123	22	D 71332	69	12
D 69729	255	36	D 70484	301	1	D 71334	55	16
D 69730	297	72	D 70485	301	4	D 71335	55	
D 69731	297	73	D 70491	111	37	D 71336	55	21
D 69763	107	7	D 70492	59	24	D 71337	55	22
D 69764	165	31	D 70498	295	31	D 71338	55	23
D 69764	167	35	D 70499	295	32	D 71339	55	24
D 69779	59	9	D 70506	295	7	D 71340	55	25
D 69789	167	14	D 70508	295	1	D 71341	55	26
D 69825	59	5	D 70514	73	34	D 71342	55	27
D 69826	59	7	D 70534	147	15	D 71343	55	28
D 69832	59	32	D 70534	267	15	D 71344	55	29
D 69865	279	28	D 70536	147	27	D 71346	55	31
D 69886	267	27	D 70585	139		D 71347	81	46
D 69895	319	22	D 70586	139	18	D 71408	323	
D 69901	319	25	D 70650	83		D 71409	57	30
D 69902	319	26	D 70651	83	13	D 71410	311	9
D 69903	319	21	D 70652	81		D 71411	311	13
D 69908	261	20	D 70655	81	41	D 71412	311	11
D 69910	261	21	D 70656	81	43	D 71413	311	15
D 69913	261	3	D 70660	81B	51	D 71414	311	16
D 69915	261	4	D 70661	81B	48	D 71415	311	17

## NUMERICAL INDEX

PART NO.	PAGE NO.	REF. NO.	PART NO.	PAGE NO.	REF. NO.	PART NO.	PAGE NO.	REF. NO.			
D	71416	311	12	D	95143	213	6	F	43832	309	56
D	71417	311	18	D	95144	209	8	F	43832	311	6
D	71418	311	19	D	95144	211	6	F	43937	311	3
D	71419	311	20	D	95144	215	7	F	43938	311	30
D	71420	311	21	D	95144	217	7	F	43951	307	38
D	71421	311	22	D	95251	279	27	F	43952	307	39
D	71422	311	24	D	95252	279	25	F	43953	307	37
D	71540	135	50	D	95362	243	11	F	43954	309	67
D	71540	143		D	95461	301	34	F	43958	307	44
D	71584	133	23A	D	95538	257	11	F	43959	307	45
D	71713	111	35	D	95559	129	16	F	43960	317	8
D	71714	111	36	D	95581	301	15	F	43961	309	60
D	71758	79	10	D	95582	301	9	F	43962	317	1
D	71813	119	18	D	95585	303	9	F	43964	307	34
D	71813	121	5	D	95632	165	9	F	43966	307	12
D	71815	117	14	D	95632	165	21	F	43966	307	31
D	71818	121	7	D	95632	167	9	F	43967	309	72
D	71820	117	16	D	95632	167	16	F	43968	307	14
D	71822	119	20	D	95632	167	25	F	43968	307	33
D	71830	119	3	D	95742	153	12	F	43980	307	9
D	71832	117	2	D	95743	151	11	F	43981	307	22
D	71832	121	2	D	95744	107	21	F	43991	307	3
D	71843	111	1	D	95745	133	9	F	43994	305	2
D	71844	111	2	D	95745	133	15	F	43995	305	3
D	71870	237	2	D	95745	145	9	F	43996	305	4
D	71870	287	2	D	95745	145	20	F	44038	307	40
D	71870	293	12	D	95746	129	15	F	53322	317	11
D	71880	117	12	D	95747	125	36	F	54321	319	3A
D	71880	119	16	D	95781	51	17	F	62020	221	20
D	71880	121	3	D	95782	59	21	F	62075	27	13
D	71957	119	4	D	95783	59	20	F	62075	27	27
D	72024	319	3	D	95811	297	64	F	62075	31	6
D	72091	199	44	D	95812	297	65	F	62075	143	14
D	72095	147	41	D	95813	297	66	F	62075	275	6
D	72097	293	34	F	15133	253B	5	F	62075	275	26
D	72098	293	32	F	8235	203	6	F	62075	277	12
D	72213	169	7	F	8237	203	9	F	62076	285	17
D	95072	187	3	F	9857	221	4	F	62094	91	30
D	95072	187	6	F	10142	49	17	F	62105	103	15
D	95072	189	2	F	10901	123	12	F	63115	65	10
D	95073	187	3	F	10901	125	20	F	63783	309	71
D	95073	187	6	F	18390	137	30	F	63860	307	13
D	95074	253B	2	F	19633	139	26	F	63925	307	7
D	95092	165	10	F	19634	139	27	F	82943	139	
D	95092	165	22	F	19951	221	27	F	84999	73	13
D	95092	167	10	F	22312	73	11	F	89708	307	5
D	95092	167	17	F	30271	163	6	F	91760	73	12
D	95092	167	26	F	35196	203	10	F	91761	73	10
D	95093	117	32	F	40807	289	3	F	93158	65	5
D	95094	125	40	F	41695	119	31	F	93268	59	33
D	95096	165	7	F	41695	121	18	F	93268	65	4
D	95096	165	11	F	42100	309	73	F	93268	321	19
D	95096	167	7	F	42236	299	40	F	93602	317	2
D	95096	167	11	F	42706	317	13	F	93834	319	
D	95097	123	23	F	43589	309	55	F	93842	307	6
D	95098	119	32	F	43589	311	5	F	93871	307	27
D	95098	121	19	F	43789	311	28	F	93872	307	29
D	95141	283	5	F	43805	319	23	F	93874	311	1
D	95141	285	6	F	43809	319	8	F	93875	311	7
D	95142	159	6	F	43810	319	9	F	93877	311	34
D	95142	235B	6	F	43811	319	10	F	93878	309	62
D	95142	281	7	F	43811	319	36	F	93879	309	61
D	95143	157	5	F	43812	319	11	F	93880	307	10
D	95143	161	7	F	43813	319	12	F	93880	307	32

## NUMERICAL INDEX

PART NO.	PAGE NO.	REF. NO.	PART NO.	PAGE NO.	REF. NO.	PART NO.	PAGE NO.	REF. NO.			
F	93883	307	1	G	15214	111	10	G	33080	227	37
F	93884	307	8	G	15215	111	9	G	33080	229	10
F	93886	307	2	G	15457	217	10	G	33080	231	10
F	93889	305	8	G	15468	95	12	G	33081	227	11
F	93889	309	74	G	16606	91	28	G	33081	227	38
F	93892	307	30	G	16607	91	34	G	33081	229	11
G	2076	29	35	G	16608	89B	8	G	33081	231	11
G	2095	73	27	G	16608	91	35	G	33084	227	13
G	2100	17	9	G	16612	89B	17	G	33084	227	40
G	2101	17	7	G	16614	89B	20	G	33084	229	13
G	2144	31	12	G	16615	89B	2	G	33084	231	13
G	10340	97	7	G	16619	89	12	G	33089	227	17
G	10341	97	7	G	16619	91	7	G	33089	229	20
G	10342	95	2	G	16620	91	6	G	33089	231	17
G	10347	101	29	G	16621	91	10	G	33089	231	31
G	10347	103	2	G	16624	89	11	G	33090	227	19
G	10415	103	12	G	16625	89	16	G	33090	229	22
G	10419	89	9	G	16735	289	35A	G	33090	231	19
G	10420	89B	3	G	30266	237	11	G	33090	231	33
G	10422	97	3	G	32079	205	51	G	33091	227	20
G	10424	97	6	G	32079	215	1	G	33091	229	24
G	10425	97	5	G	32079	243	21	G	33091	231	21
G	10447	93	19	G	32122	157	9	G	33091	231	34
G	10616	97	25	G	32122	161	11	G	33092	227	22
G	10617	237	12	G	32122	235B	10	G	33092	229	26
G	10701	115	6	G	32122	281	11	G	33092	231	23
G	10701	115	6	G	32126	217	11	G	33092	231	36
G	10710	93	12	G	32129	159	9	G	33093	227	27
G	10719	101	27	G	32129	283	8	G	33093	227	43
G	10720	101	27	G	32129	285	9	G	33093	229	31
G	10941	93	22	G	32176	209	12	G	33093	231	28
G	11204	29	29	G	32176	211	10	G	33093	231	41
G	11207	85	10	G	32176	215	11	G	33097	225	4
G	11271	77	24	G	32294	159		G	33097	227	1
G	11337	25	20	G	32295	283	22	G	33099	225	3
G	11338	25	20	G	32303	157	18	G	33099	231	1
G	11339	31	27	G	32303	161	21	G	33100	231	15
G	11710	21	27	G	32303	213	20	G	33102	225	6
G	11710	21	33	G	32303	217	20	G	33102	225	23
G	11726	29	40	G	32304	161	2	G	33104	225	25
G	11728	29	43	G	32305	161	2	G	33105	225	26
G	11729	29	43	G	32313	283	2	G	33106	225	27
G	11730	29	43	G	32317	159	20	G	33107	225	28
G	11731	29	43	G	32317	235B	19	G	33108	225	2
G	11732	29	42	G	32317	281	21	G	33108	225	13
G	11746	29	44	G	32317	283	20	G	33110	225	15
G	11852	29	41	G	32321	285	3	G	33111	225	16
G	11927	17	37	G	32321	285	13	G	33112	225	19
G	11929	17	38	G	32330	281	2	G	33113	225	21
G	11945	15	36	G	32351	209	21	G	33114	225	11
G	11945	17	36	G	32351	211	22	G	33121	225	5A
G	11946	15	35	G	32351	215	20	G	33121	227	28
G	11946	17	34	G	32399	217	2	G	33122	227	42
G	13459	89	13	G	32699	235B	2	G	33128	279	20
G	13606	87	10	G	32831	215	2	G	33128	285	1
G	13607	89	3	G	33075	227	8	G	33129	285	2
G	13608	89B	18	G	33075	227	35	G	33134	285	12
G	13609	89B	5	G	33075	229	8	G	33138	285	15
G	13609	91	32	G	33075	231	8	G	33139	285	16
G	13801	103	6	G	33077	227	9	G	33140	285	18
G	13822	103	7	G	33077	227	36	G	33141	285	
G	14403	237	15	G	33077	229	9	G	33142	233	25
G	15207	103	10	G	33077	231	9	G	33142	235B	1
G	15208	103	11	G	33080	227	10	G	33143	235B	12

## NUMERICAL INDEX

PART NO.	PAGE NO.	REF. NO.	PART NO.	PAGE NO.	REF. NO.	PART NO.	PAGE NO.	REF. NO.			
G	33150	235B	13	G	34043	227	15	G	46081	89B	6
G	33150	281	15	G	34043	231	29	G	46081	91	33
G	33151	157		G	34259	225	17	G	46082	89B	4
G	33151	161	17	G	34302	235B	7	G	46082	91	13
G	33151	235B		G	34302	281	8	G	46082	91	31
G	33151	281	17	G	34322	209	9	G	46097	89	17
G	33154	215	13	G	34322	211	7	G	46097	91	11
G	33159	209	16	G	34322	217	8	G	46150	227	23
G	33159	211	14	G	34328	235B		G	46150	229	27
G	33159	215	15	G	34328	281		G	46150	231	24
G	33162	217	13	G	34331	209		G	46150	231	37
G	33167	217	15	G	34331	211		G	46240	115	5
G	33180	213	13	G	34331	215		G	46240	115	5
G	33181	213	18	G	34332	215	8	G	46702	23	8
G	33182	213	14	G	34332	235B		G	46849	93	7
G	33186	213		G	34332	281		G	46851	17	26
G	33193	159		G	34455	229	23	G	46851	27	5
G	33193	283		G	34458	229	16	G	46852	25	13
G	33196	207	66	G	34463	227	7	G	46852	27	26
G	33196	217	1	G	34463	227	34	G	46853	11	3
G	33234	325		G	34463	229	7	G	46853	73	26
G	33235	325		G	34463	231	7	G	46854	27	28
G	33241	231	20	G	34468	209	2	G	46859	27	30
G	33331	157	13	G	34469	209	2	G	46867	27	3
G	33331	161	15	G	34470	199	18	G	46871	11	17
G	33347	283	14	G	34470	209	1	G	46871	27	9
G	33351	279	23	G	34471	199	19	G	46872	11	7
G	33351	283	1	G	34471	209	1	G	46872	27	8
G	33352	283	11	G	34475	209	14	G	46907	31	13
G	33419	159	14	G	34586	225		G	47039	89	24
G	33420	153	22	G	34594	209		G	47039	91	20
G	33420	159	1	G	34594	211		G	47039	95	25
G	33421	153	23	G	34594	215		G	47077	17	13
G	33421	159	1	G	34621	157	6	G	47079	17	12
G	33422	159	12	G	34621	161	8	G	48500	25	9
G	33456	279	15	G	34621	213	7	G	48501	17	4
G	33456	281	1	G	34629	217		G	48502	37	7
G	33457	281	13	G	34633	157		G	48505	37	27
G	33487	159		G	34633	161		G	49010	99	16
G	33573	227	12	G	34642	157		G	49048	85	17
G	33573	227	39	G	34642	161		G	49065	17	23
G	33573	229	12	G	34649	213		G	49067	17	6
G	33573	231	12	G	34651	217		G	49068	27	15
G	33578	283		G	34653	213		G	49070	13B	3
G	33578	285		G	34657	229		G	49070	13	3
G	33686	227	14	G	34775	211	12	G	49080	35	6
G	33686	227	41	G	34854	211	13	G	49088	37	39
G	33686	229	14	G	34875	211	3	G	49400	15	28
G	33686	231	14	G	34877	211	2	G	49407	27	10
G	33798	161	1	G	34881	201	21	G	49407	37	42
G	33799	161	1	G	34881	211	1	G	49608	13	8
G	33800	161	13	G	34897	225	1	G	49608	13B	8
G	33803	227	6	G	34937	229	17	G	49621	37	28
G	33803	227	33	G	34938	229	15	G	49666	87	18
G	33803	229	6	G	34941	225	5	G	100412	157	2
G	33803	231	6	G	34941	229	1	G	100413	157	2
G	33881	205	41	G	35216	325	15	G	100414	151	19
G	33881	213	1	G	35332	157	11	G	100414	157	1
G	33882	213	2	G	35360	225	1	G	100415	151	20
G	33885	213	12	G	44891	41	48	G	100415	157	1
G	33964	225	9	G	44891	43		H	747964	81	4
G	33965	225	10	G	45337	37	32	H	747964	83	2
G	34000	225	8	G	45338	37	26	L	11182	169	20
G	34001	225	7	G	45410	73	35	L	11247	73	22

**NUMERICAL INDEX**

<b>PART NO.</b>	<b>PAGE NO.</b>	<b>REF. NO.</b>	<b>PART NO.</b>	<b>PAGE NO.</b>	<b>REF. NO.</b>	<b>PART NO.</b>	<b>PAGE NO.</b>	<b>REF. NO.</b>
L 11508	51	5	L 35492	299	10	T 39567	273	19
L 11508	65	1	L 35629	299	8	T 39567	275	31
L 11541	49	41	L 35654	139	4	T 39567	277	19
L 11541	51	2	L 35655	139	5	W 10478	55	32
L 11541	53	11	L 35657	139		W 12244	273	22
L 11541	61	11	L 35675	139	7	W 16130	181	13
L 11541	63	4	L 35949	55	30			
L 11541	67	25	L 36010	139	32			
L 11541	71	10	L 36011	139	31			
L 11541	207	60	L 36015	139				
L 11541	235	45	L 41550	251B	5			
L 11541	321	9	L 47157	303	16			
L 11760	51	18	L 47158	303	17			
L 16099	65	13	L 47159	303	10			
L 17985	319	2	L 48412	257	15			
L 18331	319	6	L 48956	303	18			
L 25419	125	34	L 54660	279	1			
L 25419	129	14	L 55143	205	9			
L 25419	131	27	L 55143	219	3			
L 30246	111	20	L 57148	299				
L 30443	181	8	L 71310	139	2			
L 30443	181	16	R 10830	241	50			
L 30444	181	9	R 14711	37	3			
L 30444	181	15	R 14780	75	8			
L 30454	177	17	R 15020	39	3			
L 30455	177	13	R 15023	41	38			
L 30456	177	15	P 15027	39	7			
L 30458	177	18	R 15032	39	15			
L 30487	83D	12	R 15035	39	16			
L 30489	83D	3	R 15038	41	29			
L 30626	177	16	R 15041	41	40			
L 30632	109	4	R 15043	41	31			
L 30632	109	9	R 15048	41	34			
L 30744	175	1	R 15049	41	33			
L 30866	71	17	R 15071	117	8			
L 31330	221	28	P 15366	273	18			
L 32126	131	31	R 15366	275	30			
L 32127	131	28	R 15366	277	18			
L 32128	131	29	R 17319	153	11			
L 32129	131		R 17319	155	10			
L 32137	131	32	R 17319	155	13			
L 32213	57		R 17547	175	2			
L 32214	57		R 17547	175	4			
L 32214	57		R 17547	177	4			
L 32219	65	15	R 17547	177	9			
L 32220	65	18	R 20804	149	67			
L 32221	65	17	R 20804	269	56			
L 32222	65	21	R 29554	301	36			
L 32224	65	24	R 29554	303	25			
L 32225	65	25	R 29556	301	35			
L 32226	65	27	P 29556	303	24			
L 32227	65	32	R 29797	83	4			
L 32228	65	28	R 29870	39	1			
L 32256	57	9	R 29870	41				
L 32256	57	18	R 29870	49	16			
L 32680	171	12	R 29870	77	28			
L 32680	173	12	R 29902	83	6			
L 33289	103	13	R 29956	83	5			
L 35092	65		R 29995	83D				
L 35144	65	33	R 33368	83				
L 35145	65	11	T 11232	303	14			
L 35146	65	8	T 25683	289	34			
L 35148	65	6	T 29401	65	34			
L 35260	317	12	T 34857	57	2			

**HARDWARE PART NUMBERS**

12-	512	119	12
13-	48	79	18
13-	48	85	27
13-	48	87	7
13-	58	31	28
13-	68	79	8
13-	68	133	38
13-	68	219	15
13-	68	255	27A
13-	412	25	15
13-	412	49	11
13-	414	81B	50
13-	416	59	28
13-	416	117	10
13-	420	25	15
13-	472	275	14
13-	510	221	10
13-	512	67	20
13-	512	133	30
13-	512	295	37
13-	512	295	44
13-	512	295	51
13-	514	33	2
13-	514	87B	7
13-	514	87B	23
13-	516	125	8
13-	516	129	19
13-	516	153	8
13-	516	189	23
13-	516	255	31
13-	516	301	11
13-	516	301	30
13-	516	303	4
13-	520	153	9
13-	520	303	22
13-	524	47	28
13-	524	131	11
13-	524	145	7
13-	528	83D	1
13-	530	93D	2
13-	532	131	4
13-	532	155	12
13-	535	199	5
13-	536	155	8
13-	540	101	38
13-	558	221	12
13-	612	61	12
13-	612	61	18
13-	612	67	9
13-	612	73	19
13-	612	77	16
13-	612	93	20

## NUMERICAL INDEX

PART NO.	PAGE NO.	REF. NO.	PART NO.	PAGE NO.	REF. NO.	PART NO.	PAGE NO.	REF. NO.
13- 612	117	24	13- 620	63	8	13- 812	73	3
13- 612	121	29	13- 620	73	16	13- 812	201	12
13- 612	127	50	13- 620	125	32	13- 812	233	9
13- 612	129	34	13- 620	295	14	13- 812	243	3
13- 612	145	6	13- 620	295	33	13- 816	49	21
13- 612	145	23	13- 620	299	33	13- 820	107	4
13- 612	147	25	13- 620	301	5	13- 820	239	39
13- 612	147	48	13- 622	87	4	13- 820	249	25
13- 612	219	19	13- 622	87	5	13- 820	293	7
13- 612	255	5	13- 624	29	6	13- 820	295	23
13- 612	255	19	13- 624	29	23	13- 824	147	6
13- 612	255	27	13- 624	87B	14	13- 824	149	57
13- 612	257	14	13- 624	95	4	13- 824	195	6
13- 612	261	23	13- 624	131	9	13- 824	233	8A
13- 612	267	25	13- 624	133	12	13- 824	267	6
13- 612	291	13	13- 624	147	21	13- 824	267	46
13- 612	295	41	13- 624	189	29	13- 824	289	51
13- 612	295	47	13- 624	207	55	13- 824	291	15
13- 612	297	59	13- 624	233	13	13- 824	295	25
13- 612	301	25	13- 624	233	26	13- 824	301	22
13- 614	29	12	13- 624	267	21	13- 828	205	44
13- 616	29	22	13- 624	297	54	13- 828	233	8
13- 616	31	15	13- 628	107	20	13- 828	249	21
13- 616	47	14	13- 628	133	6	13- 832	63	12
13- 616	61	23	13- 628	145	18	13- 832	169	25
13- 616	67	10	13- 628	151	8	13- 832	199	33
13- 616	83	8	13- 632	29	45	13- 832	201	2
13- 616	119	26	13- 632	49	19	13- 832	205	2
13- 616	121	13	13- 632	77	29	13- 832	301	21
13- 616	123	2	13- 632	131	10	13- 836	117	4
13- 616	125	3	13- 632	205	27	13- 836	293	19
13- 616	125	24	13- 632	255	2	13- 856	239	28
13- 616	127	54	13- 632	263	41	13- 860	237	3
13- 616	129	2	13- 632	289	45	13- 860	287	3
13- 616	129	35	13- 636	47	18	13- 860	293	13
13- 616	133	20	13- 636	77	22	13- 864	243	22
13- 616	133	42	13- 636	255	14	13- 1016	85	8
13- 616	145	2	13- 640	199	10	13- 1024	237	9
13- 616	145	13	13- 640	289	28	13- 1032	77	6
13- 616	147	16	13- 640	289	36	13- 1040	77	8
13- 616	147	28	13- 644	29	7	13- 1044	77	2
13- 616	147	43	13- 644	185	14	13- 1052	77	10
13- 616	165	17	13- 644	189	13	13- 1096	169	10
13- 616	167	21	13- 644	193	9	13- 1220	301	18
13- 616	199	45	13- 644	193	14	13- 1224	237	13
13- 616	205	17	13- 648	29	7	13- 1252	195	3
13- 616	205	21	13- 648	31	7	13- 1640	239	30
13- 616	233	32	13- 648	219	9	13- 2068	289	6
13- 616	255	14A	13- 648	289	11	13- 6104	87B	15
13- 616	255	22	13- 652	29	8	13-12128	107	12
13- 616	263	42	13- 652	185	11	13-16104	185	17
13- 616	267	16	13- 656	17	10	13-16104	197	4
13- 616	267	28	13- 656	31	7	14- 532	139	9
13- 616	267	36	13- 656	189	12	14- 624	143	4
13- 616	295	4	13- 656	243	17	15- 6104	129	13
13- 616	295	11	13- 664	189	4	15- 6112	125	35
13- 616	295	18	13- 672	77	19	15-16168	197	2
13- 616	295	28	13- 692	87B	15	19- 828	191	4
13- 616	297	62	13- 696	165	23	25- 104	59	30
13- 616	321	23	13- 696	167	27	25- 104	117	11
13- 620	11	4	13- 720	81	27	25- 105	67	24
13- 620	29	6	13- 724	147	2	25- 105	69	6
13- 620	31	7	13- 724	267	2	25- 105	131	7
13- 620	47	10	13- 752	81B	59	25- 105	131	13



## NUMERICAL INDEX

PART NO.	PAGE NO.	REF. NO.	PART NO.	PAGE NO.	REF. NO.	PART NO.	PAGE NO.	REF. NO.
25- 105	131	22	25- 108	199	36	26- 416	21	21
25- 105	189	26	25- 108	201	5	26- 426	137	13
25- 105	301	32	25- 108	205	5	26- 616	93	23
25- 106	11	23	25- 108	249	24	26- 872	138	20
25- 106	15	29	25- 108	289	53	26- 872	13	20
25- 106	29	11	25- 108	291	18	26- 882	138	21
25- 106	29	32	25- 108	293	10	26- 882	13	21
25- 106	31	23	25- 108	293	21	26- 1036	293	22
25- 106	47	17	25- 108	295	26	26- 1064	103	3
25- 106	63	11	25- 108	301	23	28- 614	101	5
25- 106	67	12	25- 114	117	37	28- 1232	285	19
25- 106	73	21	25- 114	119	36	28- 1240	159	19
25- 106	75	4	25- 114	261	11	28- 1240	235B	18
25- 106	77	21	25- 115	117	21	28- 1240	281	20
25- 106	107	24	25- 116	87	16	28- 1240	283	19
25- 106	119	28	25- 116	93	14	28- 1640	157	17
25- 106	121	15	25- 116	119	23	28- 1640	161	20
25- 106	125	26	25- 116	121	10	28- 1640	217	19
25- 106	125	33	25- 116	121	23	28- 1648	213	19
25- 106	125	38	25- 116	143	5	28- 2040	209	20
25- 106	127	53	25- 116	169	16	28- 2040	215	19
25- 106	129	18	25- 116	169	21	41- 12	81	39
25- 106	129	38	25- 116	169	32	41- 1007	83	3
25- 106	133	11	25- 116	257	21	41- 1007	83A	25
25- 106	135	43	25- 116	261	31	41- 1016	138	6
25- 106	145	17	25- 116	265	7	41- 1016	13	6
25- 106	145	22	25- 118	93	10	41- 1016	15	11
25- 106	147	20	25- 118	107	9	41- 1016	25	3
25- 106	147	32	25- 118	111	27	41- 1032	239	7A
25- 106	151	13	25- 118	123	20	61- 536	101	37
25- 106	165	19	25- 119	37	5	61- 632	31	9
25- 106	165	29	25- 144	227	25	71- 48	277	9
25- 106	167	23	25- 144	229	29	71- 416	275	3
25- 106	167	33	25- 144	231	26	73- 410	25	17
25- 106	199	14	25- 144	231	39	73- 616	101	30
25- 106	205	31	25- 145	95	13	74- 612	39	21
25- 106	219	13	25- 145	221	15	83- 54	119	11
25- 106	219	22	25- 155	85	16	85- 46	169	5
25- 106	225	12	25- 155	181	3	85- 610	131	24
25- 106	255	4	25- 156	107	18	85- 612	123	14
25- 106	255	8	25- 156	137	8	85- 612	123	32
25- 106	255	17	25- 157	125	41	85- 612	125	15
25- 106	255	25	25- 157	129	27	92- 3	45	46
25- 106	257	17	25- 158	261	5	92- 3	49	39
25- 106	257	30	25- 159	29	37	92- 3	53	4
25- 106	261	25	25- 224	73	14	92- 3	303	20
25- 106	267	20	25- 226	289	49	92- 4	21	22
25- 106	267	32	25- 1010	77	9	92- 4	25	16
25- 106	289	13	25- 1010	77	13	92- 4	45	48
25- 106	289	30	25- 1012	107	14	92- 4	49	12
25- 106	289	38	25- 1016	239	32	92- 4	59	29
25- 106	295	17	25- 1020	237	7	92- 4	79	19
25- 106	295	21	25- 1020	287	7	92- 4	81B	49
25- 106	295	30	25- 1020	289	8	92- 4	85	26
25- 106	295	35	25- 1020	293	16	92- 4	87	8
25- 106	295	50	25- 1110	79	2	92- 4	117	36
25- 106	297	61	25- 1110	79	6	92- 4	117	41
25- 106	299	21	25- 1110	85	2	92- 4	119	35
25- 106	321	26	25- 1110	85	6	92- 4	137	14
25- 108	49	24	25- 1310	111	34	92- 4	137	33
25- 108	63	14	25- 1310	135	52	92- 4	261	10
25- 108	107	6	25- 1918	111	7	92- 5	31	29
25- 108	169	29	26- 412	21	21	92- 5	33	3
25- 108	191	6	26- 414	137	32	92- 5	47	29

## NUMERICAL INDEX

PART NO.	PAGE NO.	REF. NO.	PART NO.	PAGE NO.	REF. NO.	PART NO.	PAGE NO.	REF. NO.			
92-	5	67	23	92-	6	147	49	92-	8	147	7
92-	5	69	5	92-	6	151	12	92-	8	149	58
92-	5	85	11	92-	6	165	4	92-	8	191	5
92-	5	125	10	92-	6	165	18	92-	8	195	7
92-	5	129	21	92-	6	165	28	92-	8	199	34
92-	5	131	6	92-	6	167	4	92-	8	201	3
92-	5	131	12	92-	6	167	22	92-	8	201	13
92-	5	133	23	92-	6	167	32	92-	8	205	3
92-	5	133	31	92-	6	169	17	92-	8	205	45
92-	5	153	10	92-	6	189	30	92-	8	241	40
92-	5	155	9	92-	6	199	13	92-	8	243	4
92-	5	189	25	92-	6	199	46	92-	8	249	23
92-	5	199	6	92-	6	205	18	92-	8	249	26
92-	5	221	11	92-	6	205	22	92-	8	255	28
92-	5	221	14	92-	6	205	30	92-	8	267	7
92-	5	255	33	92-	6	207	56	92-	8	267	47
92-	5	295	38	92-	6	219	12	92-	8	289	52
92-	5	295	45	92-	6	219	16	92-	8	291	17
92-	5	295	52	92-	6	219	21	92-	8	293	9
92-	5	301	31	92-	6	233	14	92-	8	293	20
92-	6	29	31	92-	6	233	27	92-	8	295	24
92-	6	31	8	92-	6	255	3	92-	10	77	7
92-	6	31	16	92-	6	255	7	92-	10	79	3
92-	6	31	22	92-	6	255	16	92-	10	85	9
92-	6	47	16	92-	6	255	20	92-	10	103	4
92-	6	47	21	92-	6	255	24	92-	10	237	10
92-	6	61	19	92-	6	257	16	92-	10	293	23
92-	6	63	10	92-	6	257	29	92-	12	123	26
92-	6	67	11	92-	6	261	24	92-	12	237	14
92-	6	73	18	92-	6	263	43	95-	4	49	13
92-	6	73	20	92-	6	267	19	95-	4	65	20
92-	6	73	29	92-	6	267	31	95-	5	255	32
92-	6	77	17	92-	6	267	37	95-	6	29	9
92-	6	77	20	92-	6	289	12	95-	6	47	11
92-	6	77	30	92-	6	289	29	95-	6	47	19
92-	6	79	9	92-	6	289	37	95-	6	145	4
92-	6	83	7	92-	6	289	48	95-	6	165	24
92-	6	87	15	92-	6	291	14	95-	6	167	28
92-	6	87 <sup>B</sup>	16	92-	6	295	5	95-	6	257	28
92-	6	93	13	92-	6	295	12	95-	6	321	25
92-	6	95	5	92-	6	295	15	95-	7	123	13
92-	6	117	25	92-	6	295	19	95-	7	125	19
92-	6	119	22	92-	6	295	29	95-	8	169	26
92-	6	119	27	92-	6	295	34	95-	8	199	35
92-	6	121	9	92-	6	295	42	95-	8	201	4
92-	6	121	14	92-	6	295	48	95-	8	205	4
92-	6	121	30	92-	6	297	55	95-	8	233	10
92-	6	123	4	92-	6	297	60	95-	8	291	16
92-	6	125	5	92-	6	297	63	111-	215	325	25
92-	6	125	25	92-	6	299	20	111-	220	309	63
92-	6	125	37	92-	6	299	34	111-	317	305	11
92-	6	127	52	92-	6	301	7	113-	2	117	40
92-	6	129	4	92-	6	301	26	113-	3	309	68
92-	6	129	17	92-	7	81	26	113-	17	307	41
92-	6	129	37	92-	7	81 <sup>B</sup>	60	113-	102	55	2
92-	6	133	16	92-	7	147	3	113-	102	77	25
92-	6	133	21	92-	7	267	3	113-	102	307	46
92-	6	133	39	92-	8	49	23	113-	102	325	21
92-	6	143	6	92-	8	63	13	113-	103	319	7
92-	6	145	16	92-	8	73	4	113-	118	59	10
92-	6	145	21	92-	8	93	9	113-	118	299	12
92-	6	147	19	92-	8	107	5	113-	143	299	49
92-	6	147	31	92-	8	107	8	113-	206	305	9
92-	6	147	44	92-	8	111	26	113-	207	67	16

## NUMERICAL INDEX

PART NO.	PAGE NO.	REF. NO.	PART NO.	PAGE NO.	REF. NO.	PART NO.	PAGE NO.	REF. NO.
113- 207	299	37	129- 125	57	12	131- 652	185	12
113- 207	305	5	129- 125	57	21	131- 652	185	15
113- 207	309	50	129- 143	43	11	131- 652	189	6
113- 208	71	13	129- 145	107	11	131- 652	189	14
113- 208	309	57	129- 145	121	26	131- 654	117	6
113- 209	317	22	129- 161	317	10	131- 654	237	4
113- 209	321	20	129- 183	305	18	131- 654	239	29
113- 632	103	3	129- 183	321	4	131- 654	287	4
113- 662	103	3	129- 184	305	22	131- 654	293	13A
113- 684	321	2	129- 184	321	6	131- 657	303	23
113- 713	239	26	129- 303	65	23	131- 659	185	19
113- 2418	305	19	129- 409	325	18	131- 659	197	3
113- 2418	321	5	129- 514	181	1	131- 659	197	5
113- 2424	305	20	129- 524	271	7	131- 665	301	3
113- 2618	305	15	129- 525	137	5	131- 902	45	49
113- 2619	305	16	129- 563	293	24	131- 903	11	6
113- 2619	321	3	129- 565	115	7	131- 903	11	11
114- 1	317	3	129- 565	115	7	131- 1275	143	9
114- 3	311	26	129- 642	317	6	132- 5	137	31
114- 200	297	68	129- 665	45	47	132- 5	261	8
115- 214	49	27	131- 4	41	43	132- 24	117	19
121- 103	79	12	131- 4	155	17	132- 24	117	29
121- 203	79	15	131- 5	233	36	132- 24	121	22
121- 300	21	28	131- 9	57	27	132- 24	121	33
126- 12	19	11	131- 46	65	19	132- 24	131	20
126- 24	87	20	131- 47	319	34	132- 24	265	10
126- 24	131	17	131- 50	307	16	132- 25	107	27
126- 33	123	8	131- 67	65	9	132- 25	169	9
126- 33	125	14	131- 91	81	30	132- 25	169	23
126- 109	137	28	131- 91	109	1	132- 25	257	20
126- 112	45	17	131- 150	221	18	132- 25	257	24
126- 124	83 <sup>B</sup>	20	131- 352	193	10	132- 25	259	37
126- 126	123	31	131- 352	193	15	132- 25	259	40
126- 216	21	12	131- 352	243	18	132- 25	261	30
129- 3	65	29	131- 354	61	16	132- 25	265	6
129- 15	67	8	131- 354	63	16	132- 25	291	8
129- 16	43	9	131- 354	243	24	132- 26	123	11
129- 29	65	26	131- 424	81 <sup>B</sup>	58	132- 26	123	29
129- 47	65	7	131- 583	91	14	132- 26	125	18
129- 101	307	43	131- 612	33	25	132- 26	125	44
129- 102	299	15	131- 619	55	7	132- 26	129	26
129- 102	299	51	131- 634	123	5	132- 46	303	15
129- 102	309	49	131- 634	125	6	132- 48	123	19
129- 102	309	66	131- 634	129	5	132- 48	169	3
129- 102	311	8	131- 634	301	28	132- 50	25	24
129- 102	325	23	131- 636	125	11	132- 50	111	33
129- 103	67	18	131- 636	129	22	132- 50	135	51
129- 103	71	15	131- 636	295	53	132- 95	261	17
129- 103	299	39	131- 637	55	4	132- 99	111	6
129- 103	305	14	131- 638	307	11	132- 152	191	9
129- 103	309	53	131- 651	119	14	132- 152	193	5
129- 103	309	59	131- 651	145	10	132- 157	103	17
129- 103	317	24	131- 651	301	14	135- 49	89 <sup>B</sup>	9
129- 103	319	15	131- 651	301	39	135- 141	101	9
129- 103	321	22	131- 651	303	5	138- 6	225	18
129- 105	317	20	131- 651	303	8	138- 18	89	14
129- 105	317	29	131- 651	303	13	138- 25	261	36
129- 105	321	15A	131- 652	47	12	138- 28	81	42
129- 105	321	29	131- 652	47	22	138- 50	121	4
129- 108	239	26A	131- 652	49	30	138- 59	81	45
129- 118	311	29	131- 652	61	15	138- 60	139	39
129- 122	139	11	131- 652	61	26	138- 61	87	9
129- 123	297	71	131- 652	73	29A	138- 61	165	15
129- 124	299	42	131- 652	145	5	138- 61	167	19

## NUMERICAL INDEX

PART NO.	PAGE NO.	REF. NO.	PART NO.	PAGE NO.	REF. NO.	PART NO.	PAGE NO.	REF. NO.			
138-	62	25	11	173-	73	61	2	192-	19	317	5
138-	65	79	16	173-	73	63	19	192-	20	59	11
138-	65	85	24	173-	102	33	24	192-	20	77	26
138-	88	91	36	173-	212	39	13	192-	20	299	13
138-	93	41	46	173-	221	39	24	192-	20	299	50
138-	94	299	27	173-	221	59	25	192-	20	307	48
138-	96	101	45	173-	279	57	5	192-	20	309	65
138-	98	291	5	173-	279	57	8	192-	20	319	13
138-	99	101	48	173-	279	57	17	192-	20	325	22
138-	104	91	37	176-	296	181	4	192-	21	43	12
138-	136	257	3	178-	630	227	24	192-	21	67	17
138-	136	257	13	178-	630	229	28	192-	21	71	14
138-	136	257	33	178-	630	231	25	192-	21	299	38
138-	137	299	25	178-	630	231	38	192-	21	305	6
138-	139	87	21	178-	821	29	4	192-	21	305	10
138-	150	117	13	179-	154	307	15	192-	21	305	13
138-	150	119	17	182-	48	221	16	192-	21	309	52
138-	177	129	12	182-	86	49	7	192-	21	317	23
138-	245	95	3	182-	86	51	11	192-	21	321	21
138-	2009	95	22	182-	86	53	7	192-	22	299	41
138-	2053	119	5	182-	86	59	15	192-	23	57	11
138-	2055	89 <sup>B</sup>	10	182-	86	71	2	192-	23	57	20
139-	64	77	5	182-	86	319	19	192-	23	305	21
141-	2	261	13	182-	143	49	38	192-	23	317	28
141-	3	117	18	182-	147	51	6	192-	23	321	28
141-	3	117	28	182-	241	303	11	192-	24	29	36
141-	3	131	18	182-	516	55	6	192-	24	37	4
141-	3	257	23	182-	516	55	14	192-	25	305	17
141-	3	259	39	182-	516	303	19	192-	82	119	8
141-	3	261	35	182-	528	51	9	192-	111	321	24
141-	3	265	9	182-	528	53	3	193-	6	319	35
141-	3	291	7	182-	528	71	8	193-	9	19	7
141-	4	107	26	182-	528	307	17	193-	9	311	23
141-	4	121	21	182-	540	307	19	193-	10	29	13
141-	4	121	32	182-	540	307	35	193-	25	61	3
141-	4	123	28	187-	321	165	32	193-	25	63	20
141-	4	169	8	187-	321	167	36	193-	29	139	10
141-	4	169	22	187-	1004	299	48	193-	52	25	18
141-	4	257	19	187-	1012	45	45	193-	72	49	20
141-	4	259	36	187-	1031	157	10	193-	72	77	31
141-	4	261	29	187-	1031	159	11	193-	72	133	10
141-	4	265	5	187-	1031	161	12	193-	82	67	21
141-	5	123	10	187-	1031	209	13	193-	87	317	19
141-	5	125	17	187-	1031	211	11	193-	87	321	14
141-	5	125	43	187-	1031	213	11	193-	89	67	7
141-	5	129	25	187-	1031	215	12	193-	91	37	35
141-	5	261	6	187-	1031	217	12	193-	99	37	37
141-	6	123	18	187-	1031	235 <sup>B</sup>	11	193-	514	25	31
161-	100	83 <sup>D</sup>	11	187-	1031	281	12	193-	543	57	32
163-	7	37	38	187-	1031	283	10	193-	1000	49	5A
164-	15	55	33	187-	1031	285	11	193-	1000	49	9
165-	1	37	34	187-	1040	319	31	193-	1000	49	35
165-	30	37	36	192-	3	65	30	193-	1000	51	7
165-	124	37	29	192-	16	43	10	193-	1000	51	15
166-	4	277	7	192-	18	39	14	193-	1000	53	10
166-	23	133	22	192-	18	39	25	193-	1000	59	18
166-	24	139	21	192-	18	59	26	193-	1000	71	5
166-	46	83 <sup>D</sup>	13	192-	18	307	18	193-	1000	71	9
166-	48	163	8	192-	18	321	15	193-	1000	319	17
166-	54	163	9	192-	19	41	50	193-	1001	311	14
166-	55	163	3	192-	19	307	20	193-	1002	49	8
166-	59	163	2	192-	19	307	36	193-	1002	51	12
168-	70	65	16	192-	19	309	69	193-	1002	53	8
169-	144	67	4	192-	19	311	27	193-	1002	59	16

## NUMERICAL INDEX

PART NO.	PAGE NO.	REF. NO.	PART NO.	PAGE NO.	REF. NO.	PART NO.	PAGE NO.	REF. NO.
193- 1002	67	14	195- 45	123	24	211- 105	277	17
193- 1002	71	3	195- 45	301	20	213- 3	117	22
193- 1002	319	20	195- 53	289	23	213- 3	117	27
193- 1004	321	30	195- 63	245	63	213- 4	107	19
195- 7	67	6	195- 103	77	27	213- 4	121	20
195- 8	119	7	195- 103	319	14	213- 4	169	31
195- 18	261	7	195- 105	57	10	213- 4	257	18
195- 21	69	4	195- 105	57	19	213- 4	261	28
195- 21	119	13	195- 106	57	26	213- 4	265	4
195- 21	125	9	195- 507	67	5	213- 6	123	17
195- 21	129	20	195- 513	59	27	214- 253	15	5
195- 21	131	19	195- 513	317	7	214- 253	319	4
195- 21	155	16	195- 518	309	70	214- 254	145	11A
195- 21	295	39	195- 518	317	4	214- 254	145	29
195- 21	295	46	195- 518	317	9	214- 254	145	41
195- 21	301	12	195- 518	325	17	214- 255	149	68
195- 21	301	38	195- 521	55	3	214- 255	269	57
195- 21	303	7	195- 521	299	14	214- 256	279	26
195- 21	303	12	195- 521	307	47	214- 257	147	9
195- 25	11	5	195- 521	309	64	214- 257	267	9
195- 25	11	10	195- 525	297	70	214- 260	47	26
195- 25	29	10	195- 525	305	7	214- 261	73	6
195- 25	49	29	195- 525	305	12	214- 261	73	23
195- 25	61	14	195- 525	309	51	214- 261	279	24
195- 25	61	20	195- 525	309	58	214- 264	151	22
195- 25	61	25	195- 525	311	4	214- 265	153	24
195- 25	73	17	195- 533	317	27	214- 267	189	43
195- 25	75	3	195- 533	321	27	214- 267	205	32
195- 25	123	3	195- 2034	107	23	214- 269	205	50
195- 25	125	4	195- 2140	243	15A	214- 269	207	65
195- 25	129	3	195- 2152	111	30	214- 269	235	42
195- 25	133	17	195- 2152	239	13A	214- 270	199	16
195- 25	137	29	195- 2152	243	32	214- 624	193	22
195- 25	145	25	195- 2152	243	38	217- 18	319	1
195- 25	147	26	195- 2152	245	48	217- 76	73	32
195- 25	151	9	195- 2152	245	58	217- 103	47	23
195- 25	205	23	195- 2152	245	68	217- 107	75	6
195- 25	219	11	195- 2152	247	82	217- 155	149	66
195- 25	219	17	195- 2152	249	17	217- 155	269	55
195- 25	219	20	195- 2152	249	32	217- 178	147	13
195- 25	233	15	195- 2152	249	41	217- 178	267	13
195- 25	233	33	195- 2155	241	49	217- 1020	147	45
195- 25	255	7A	195- 2155	243	25	217- 1020	199	2
195- 25	255	21	195- 2155	243	34	217- 1020	269	63
195- 25	255	23	205- 24	55	9	218- 444	145	34
195- 25	255	29	205- 32	55	10	218- 446	149	65
195- 25	267	26	205- 33	297	57	218- 446	269	54
195- 25	295	6	205- 48	55	11	218- 448	149	62
195- 25	295	13	205- 61	295	9	218- 448	269	51
195- 25	295	16	205- 72	293	35	218- 474	155	18
195- 25	295	20	205- 72	295	36	218- 484	145	36
195- 25	295	49	205- 73	55	11A	218- 590	199	40
195- 25	299	19	205- 75	55	8	218- 595	151	6
195- 25	301	6	211- 6	223	11	218- 598	149	52
195- 25	301	27	211- 7	139	40	218- 598	267	41
195- 33	61	17	211- 7	275	23	218- 739	147	40
195- 33	63	9	211- 8	177	14	218- 739	267	33
195- 33	63	17	211- 9	81B	56	218- 755	155	19
195- 33	117	5	211- 9	139	33	218- 758	267	42
195- 33	169	2	211- 11	89	25	218- 1251	189	22
195- 33	195	8	211- 11	91	21	218- 5002	35	7
195- 33	293	8	211- 11	95	24	218- 5002	35	9
195- 36	149	61	211- 101	273	14	218- 5002	139	38
195- 36	269	50	211- 105	275	29	218- 5003	273	12

## NUMERICAL INDEX

PART NO.	PAGE NO.	REF. NO.	PART NO.	PAGE NO.	REF. NO.	PART NO.	PAGE NO.	REF. NO.
218- 5005	133	18A	218- 5008	279	3	218- 5147	269	59
218- 5005	135	46	218- 5008	279	29	218- 5147	279	2
218- 5005	135	48	218- 5009	225	22	218- 5152	35	8
218- 5005	273	21	218- 5010	147	35	218- 5153	273	11
218- 5005	275	10	218- 5010	171	9	218- 5156	279	9
218- 5005	275	21	218- 5010	171	11	218- 5158	273	16
218- 5005	277	4	218- 5010	173	9	218- 5175	235	46
218- 5005	277	14	218- 5010	173	11	218- 5182	135	45
218- 5006	133	3A	218- 5010	199	21	218- 5210	179	1
218- 5006	133	35	218- 5010	201	7	218- 5210	181	19
218- 5006	179	2	218- 5010	205	7	218- 5211	273	3
218- 5006	181	10	218- 5010	205	10	218- 5234	199	48
218- 5006	181	20	218- 5010	205	12	218- 5234	267	38
218- 5006	193	20	218- 5010	205	14	218- 5239	205	34
218- 5006	201	16	218- 5010	219	4	218- 5241	153	14
218- 5006	219	27	218- 5010	219	32	218- 5351	133	18
218- 5006	275	33	218- 5010	235	48	218- 5354	199	7
218- 5006	279	6	218- 5011	147	13A	219- 1	111	18
218- 5006	279	8	218- 5011	147	14B	219- 1	119	30
218- 5006	279	10	218- 5011	267	13A	219- 1	121	17
218- 5007	151	3	218- 5011	267	14B	219- 1	123	15
218- 5007	151	17	218- 5022	269	61	219- 1	125	27
218- 5007	151	25	218- 5050	147	34	219- 1	157	19
218- 5007	153	3	218- 5057	135	47	219- 1	161	22
218- 5007	153	15	218- 5060	153	2	219- 1	185	5
218- 5007	153	21	218- 5060	155	2	219- 1	185	16
218- 5007	155	3	218- 5060	193	16	219- 1	185	29
218- 5007	179	12	218- 5060	199	21	219- 1	189	7
218- 5007	183	2	218- 5060	279	18	219- 1	209	22
218- 5007	189	35	218- 5062	151	2	219- 1	211	23
218- 5007	189	39	218- 5062	151	24	219- 1	215	22
218- 5007	193	17	218- 5062	233	23	219- 1	217	21
218- 5007	199	8	218- 5064	199	27	219- 1	241	48
218- 5007	199	22	218- 5064	219	6	219- 1	243	8
218- 5007	199	26	218- 5064	219	23	219- 1	243	16A
218- 5007	199	43	218- 5065	199	42	219- 1	243	26
218- 5007	201	18	218- 5065	205	39	219- 1	245	66
218- 5007	205	40	218- 5065	205	47	219- 1	245	71
218- 5007	205	48	218- 5065	207	62	219- 1	281	22
218- 5007	207	63	218- 5069	147	14A	219- 1	283	21
218- 5007	225	29	218- 5069	267	14A	219- 1	299	22
218- 5007	229	18	218- 5077	205	13	219- 4	257	6
218- 5007	233	21	218- 5077	235	47	219- 4	265	3
218- 5007	233	24	218- 5078	201	6	219- 4	289	15
218- 5007	233	39	218- 5101	199	38	219- 8	109	7
218- 5007	235	41	218- 5106	133	3	219- 8	109	12
218- 5007	273	4	218- 5107	151	16	219- 20	169	15
218- 5007	273	6	218- 5107	189	38	219- 36	103	5
218- 5007	279	14	218- 5107	233	20	219- 40	125	30
218- 5007	279	19	218- 5110	199	37	219- 40	129	9
218- 5008	147	38	218- 5117	219	26	219- 55	111	32
218- 5008	199	3	218- 5118	199	30	219- 55	185	24
218- 5008	199	28	218- 5118	205	6	219- 55	215	21
218- 5008	205	35	218- 5118	219	31	219- 55	217	22
218- 5008	219	7	218- 5121	153	20	219- 55	239	35
218- 5008	219	24	218- 5121	199	25	219- 55	243	36
218- 5008	227	26	218- 5121	201	17	219- 55	249	12
218- 5008	227	44	218- 5121	279	13	219- 107	249	11
218- 5008	229	30	218- 5123	233	38	219- 400	169	30
218- 5008	231	27	218- 5124	147	37	220- 502	293	31
218- 5008	231	40	218- 5136	133	34	221- 5	87B	3
218- 5008	269	60	218- 5136	279	7	221- 11	11	16
218- 5008	269	62	218- 5137	180	34	221- 12	171	7
218- 5008	273	17	218- 5		11	221- 12	173	7

## NUMERICAL INDEX

PART NO.	PAGE NO.	REF. NO.	PART NO.	PAGE NO.	REF. NO.	PART NO.	PAGE NO.	REF. NO.
221- 27	293	4	222- 101	27	16	321- 2397	323	4
221- 35	293	5	222- 102	33	34	321- 2425	289	9
221- 52	53	17	222- 102	33	38	321- 2785	323	19
221- 55	293	26	222- 102	75	19	321- 2940	15	37
221- 103	53	18	222- 103	27	16	321- 3022	323	21
221- 130	293	25	222- 104	33	9	321- 3025	323	3
221- 326	53	19	222- 104	75	11	321- 3054	323	31
221- 374	49	4	222- 104	75	15	321- 3055	323	5
221- 423	145	32	222- 112	33	33	321- 3056	323	30
221- 430	293	33	222- 112	33	39	321- 3058	323	32
221- 441	293	27	222- 112	75	18	321- 3060	323	18
221- 662	13B	29	222- 114	33	10	321- 3061	323	2
221- 662	13	30	222- 114	75	10	321- 3108	323	25
221- 841	81	32	222- 114	75	14	321- 3109	323	26
221- 843	29	20	222- 1053	127	47	321- 3182	323	27
221- 843	31	2	222- 1053	129	31	321- 3183	323	28
221- 843	81	32	223- 207	25	23	321- 3264	323	9
221- 847	83	12	321- 229	323	11	321- 3274	323	6
221- 849	81	31	321- 230	323	1	321- 3275	323	7
221- 1032	13	4	321- 246	323	17	321- 3293	323	8
221- 1032	13B	4	321- 663	323	12	321- 3294	323	10
221- 1041	39	5	321- 1061	323	14	321- 3307	323	15
221- 1041	41	39	321- 1646	323	13	321- 3342	323	20
221- 1841	13B	2	321- 1707	189	18	321- 3348	219	34
221- 1841	13	2	321- 1707	323	23	321- 3348	323	22
221- 1841	37	20	321- 1708	189	44	345- 34	119	2
222- 23	75		321- 1708	323	24	353- 33	319	38
222- 42	33	37	321- 2101	323	16	353- 62	307	28
222- 47	33	8	321- 2192	323	29	353- 459	107	16
222- 47	75							

