

**REPAIR PARTS CATALOG**  
**No. 488B**  
**FOR**  
**PAOER 300 - SUPER 300**  
**BLH AUSTIN-WESTERN**  
**POWER GRADERS**

THIS REPAIR PARTS CATALOG APPLIES TO  
MACHINES NUMBERED SERIALLY FROM NO.  
S-9138 AND UP, OR AS INDICATED

THIS REPAIR PARTS CATALOG APPLIES TO  
MACHINE NUMBERED \_\_\_\_\_

**IMPORTANT: ALWAYS GIVE SERIAL NUMBERS OF GRADER AND ENGINE WHEN ORDERING PARTS**

PRICE \$1.50 PER COPY

CONTACT YOUR NEAREST BLH AUSTIN WESTERN DISTRIBUTOR  
THERE IS ONE NEAR BY



# BALDWIN-LIMA-HAMILTON CORPORATION

## *Warranty*

Baldwin-Lima-Hamilton Corporation, Austin-Western Division, (called "BLH") warrants its products to be free from defects in material and workmanship for a period of six (6) months from the date of delivery of the product to the original purchaser-user. The obligation of BLH under this Warranty is limited to repairing or replacing, at BLH's option, any part of the product which in BLH's opinion is defective in material or workmanship. All costs of shipping the product to or from BLH's factory shall be for purchaser's account. No claim under this Warranty will be allowed by BLH unless such claim is submitted in writing to BLH within thirty (30) days of the date of discovery of the defect.

This Warranty shall not apply to product which has been modified by BLH at the request of purchaser or which has been operated in a manner other than recommended by BLH or which has been misused or neglected or damaged through an accident or which has been repaired, altered or modified or used in any manner which in BLH's opinion adversely affects its performance.

**THIS WARRANTY AND BLH'S OBLIGATION HEREUNDER IS IN LIEU OF ALL OTHER WARRANTIES, EXPRESS OR IMPLIED, INCLUDING WITHOUT LIMITATION THE IMPLIED WARRANTIES OF MERCHANTABILITY AND FITNESS FOR A PARTICULAR PURPOSE** and all other obligations or liabilities, including liability for direct, indirect or consequential damages with respect to the sale or use of the product.

No person is authorized to change or otherwise modify this Warranty or assume any other liability on behalf of BLH unless such change, modification or assumption is made in writing and signed by an authorized official of BLH. **ANY ITEM OF THE PRODUCT NOT MANUFACTURED BY BLH SUCH AS BUT NOT LIMITED TO ENGINES, BATTERIES, TIRES, ELECTRICAL APPARATUS OR OTHER ATTACHMENTS SHALL NOT BE COVERED BY THIS WARRANTY OR THE IMPLIED WARRANTIES OF MERCHANTABILITY AND FITNESS FOR A PARTICULAR PURPOSE OR ANY OTHER WARRANTY FROM BLH**, such items being subject to the warranties of their respective manufacturers.

# BALDWIN-LIMA-HAMILTON CORPORATION

Austin-Western Division

Aurora, Illinois

- TO THE OPERATOR -

Give the BLH Austin-Western Distributor your grader and engine serial numbers when you order parts. We suggest that you write these serial numbers in the spaces provided below for ready reference when parts are required.

Grader Serial No. \_\_\_\_\_

(Stamped on name plate on frame,  
on left hand side of Grader  
above front axle)

Engine Serial No. \_\_\_\_\_

(On Engine Block)

**- MEMOS -**

**ALWAYS USE GENUINE - BLH AUSTIN-WESTERN - REPAIR PARTS**

Satisfactory and efficient operation of this machine is endangered by the use of inferior repair parts. The use of cheap and imitation parts invariably means short life and higher ultimate cost.

If repair parts could be made at lower cost and sold at less price without sacrificing quality we would do so. The correct material for the purpose and the knowledge acquired through many years of manufacturing enables - The BLH Austin-Western Division - to produce quality that will not be found in imitation parts.

You take an unnecessary risk when you use inferior repair parts. We use many bolts, studs, cap screws, etc., that are listed with part numbers. These are made of alloy steel and heat treated to give them maximum strength. They may look like ordinary bolts, studs or cap screws, but use of a substitute for them will lead to break-downs, delays and damage to machine.

When ordering a tapered roller bearing always order a set, which consists of one bearing cup and one bearing cone with rollers.

**ALWAYS USE GENUINE - BLH AUSTIN-WESTERN - REPAIR PARTS**

**- SAFETY FIRST -**

Accidents are caused by the failure of some individual to observe simple and fundamental safe rules or precaution. Accidents can be prevented by recognizing the cause of the accidents and doing something about it before the accident occurs.

Regardless of the care used in the design of a machine, there are points that cannot be completely safeguarded without interfering with accessibility and efficient operation.

A careful operator is the best insurance against an accident.

Many accidents would be prevented if the following rule were observed.

"Never attempt to clean, oil, or adjust a machine while it is in motion."



## INSTRUCTIONS FOR ORDERING PARTS

When ordering parts, follow the instructions listed below. By doing this you will be assured of receiving the correct part in the shortest period of time.

1. Send your order to the BLH Austin-Western Distributor for your territory.
2. Give the grader and engine serial numbers which will be found on the name plates attached to the mainframe and the engine.
3. Write the quantity, part number and description of the part wanted.
4. Give definite shipping instructions, that is: to whom and where the parts are to be shipped, also whether shipment is to go by parcel post, express, freight or truck, prepaid or collect.
5. Confirm all telephone or telegraph orders in writing.

## RETURN OF PARTS

When you return parts to your BLH Austin-Western Distributor, be sure the package or part is tagged with your name and address; prepay transportation charges; then write to the Distributor giving full details of shipment as to when, how and why parts are being returned. Give the machine number for which parts are being returned.

CLAIMS FOR SHORTAGE OR BREAKAGE should be made to the transportation company on receipt of goods.

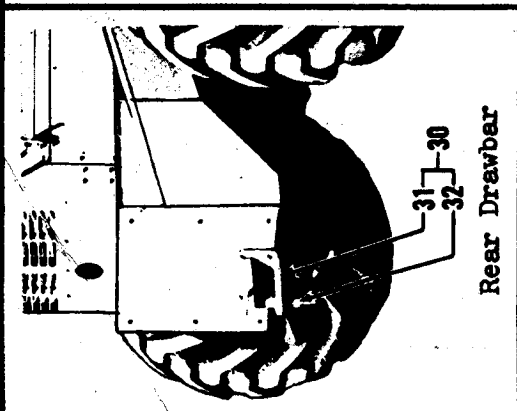
INDEX

DESCRIPTION	BASIC PAGE NO.
<b>AXLE (FRONT) AND RELATED PARTS:</b>	
- Booster Steer Gear Unit.....	S-3
- Booster Steer Hydraulic Piping.....	S-6
- Booster Steer Linkage.....	S-5
- Booster Steer Ram.....	S-4
- Duomatic Steer Mechanism.....	S-2
- Gear Carrier.....	B-1
- Propeller Shaft (Front Section).....	B-7
- Propeller Shaft (Center Section).....	B-8
- Propeller Shaft (Rear Section).....	B-9
- Ram (Standard and Orbitrol).....	B-10
- Steering Knuckle and Universal Joint (Pacer 300 Graders).....	B-2
- Steering Knuckle and Universal Joint (Super 300 Graders).....	B-3
- Steering Knuckle, Wheel and Tire (Pacer 300 Graders).....	B-4
- Steering Knuckle, Wheel and Tire (Super 300 Graders).....	B-5
- Tie Rod and Axle Support.....	B-6
<b>AXLES (REAR) AND RELATED PARTS:</b>	
- Auxiliary Brake on Gear Carrier.....	S-1
- Circle (Super 300 Graders).....	J-6
- Gear Carrier.....	J-1
- Pivot Case and Shaft (Super 300 Graders).....	J-7
- Propeller Shaft.....	J-2
- Propeller Shaft (For Auxiliary Brake).....	S-1
- Ram, Steering (Pacer 300 Graders).....	J-5
- Ram, Steering (Super 300 Graders).....	J-9
- Steering Knuckle, Universal Joint and Tie Rod (Pacer 300 Graders).....	J-4
- Steering Knuckle, Wheel and Tire (Pacer 300 Graders).....	J-3
- Wheel and Axle Assembly (Super 300 Graders).....	J-8
<b>BLADE, CIRCLE AND DRAWBAR, AND RELATED PARTS:</b>	
- Blades and Extensions (12 Foot Blade).....	K-9
- Blades and Extensions (13 Foot Blade).....	K-10
- Circle (Power Blade Tilt).....	K-2
- Circle and Drawbar.....	K-1
- Hydraulic Parts - Control Valve (Power Blade Tilt).....	K-3
- Latch Mechanism for Circle.....	K-5
- Ram, Blade High Lift.....	K-6
- Ram, Blade Lift.....	K-7
- Ram, Blade Side Shift.....	K-8
- Ram and Arms (Power Blade Tilt).....	K-2
- Reversing Hydraulic Motor.....	K-4
- Solenoid Switch for Circle Latch.....	K-5
<b>BRAKES AND RELATED PARTS:</b>	
- Auxiliary Brake on Rear Axle Gear Carrier.....	S-1
- Brake for 3-Speed Manual Shift Transmission.....	F-1
- Propeller Shaft Brake.....	C-1
- Propeller Shaft Brake Foot Mechanism.....	C-2
- Propeller Shaft Brake Hand Mechanism.....	C-3
<b>CLUTCHES AND RELATED PARTS:</b>	
- Clutch, Driving (Dry).....	G-1
- Clutch, Driving (Wet).....	G-6
- Clutch, Driving, and Shaft Assembly (Dry).....	G-2
- Clutch, Driving, and Shaft Assembly (Wet).....	G-4
- Clutch, Driving, Operating Mechanism.....	G-3
- Clutch (Wet) Piping and Wiring.....	G-5
- Clutch (Wet) Filter.....	G-7
- Clutch (Wet) Pump.....	G-8
<b>ENGINES AND RELATED PARTS:</b>	
- Engine and Accessories (GMC-4-71).....	M-1
- Engine and Accessories (Cummins C-160).....	M-4
- Electrical Accessories (GMC Engine).....	M-2
- Electrical Accessories (Cummins Engine).....	M-5
- Fuel and Oil Pressure System (GMC Engine).....	M-3
- Fuel and Oil Pressure System (Cummins Engine).....	M-6
<b>EXTRA AND OPTIONAL EQUIPMENT:</b>	
- Auxiliary Brake on Rear Gear Carrier.....	S-1
- Bulldozer.....	U-1
- Cab (Open and Closed Types).....	Y-1
- Defroster and Windshield Wipers, Piping and Wiring (GMC Engine).....	W-1
- Defroster and Windshield Wipers, Piping and Wiring (Cummins Engine).....	W-2
- Defroster Motor.....	W-3
- Drawbar, Rear.....	A-1, A-2
- Duomatic Front Steering Mechanism.....	S-2
- Heater (GMC Engine).....	W-1
- Heater (Cummins Engine).....	W-2
- Hood Sides (Pacer 300 Graders).....	A-1
- Hood Sides (Super 300 Graders).....	A-2

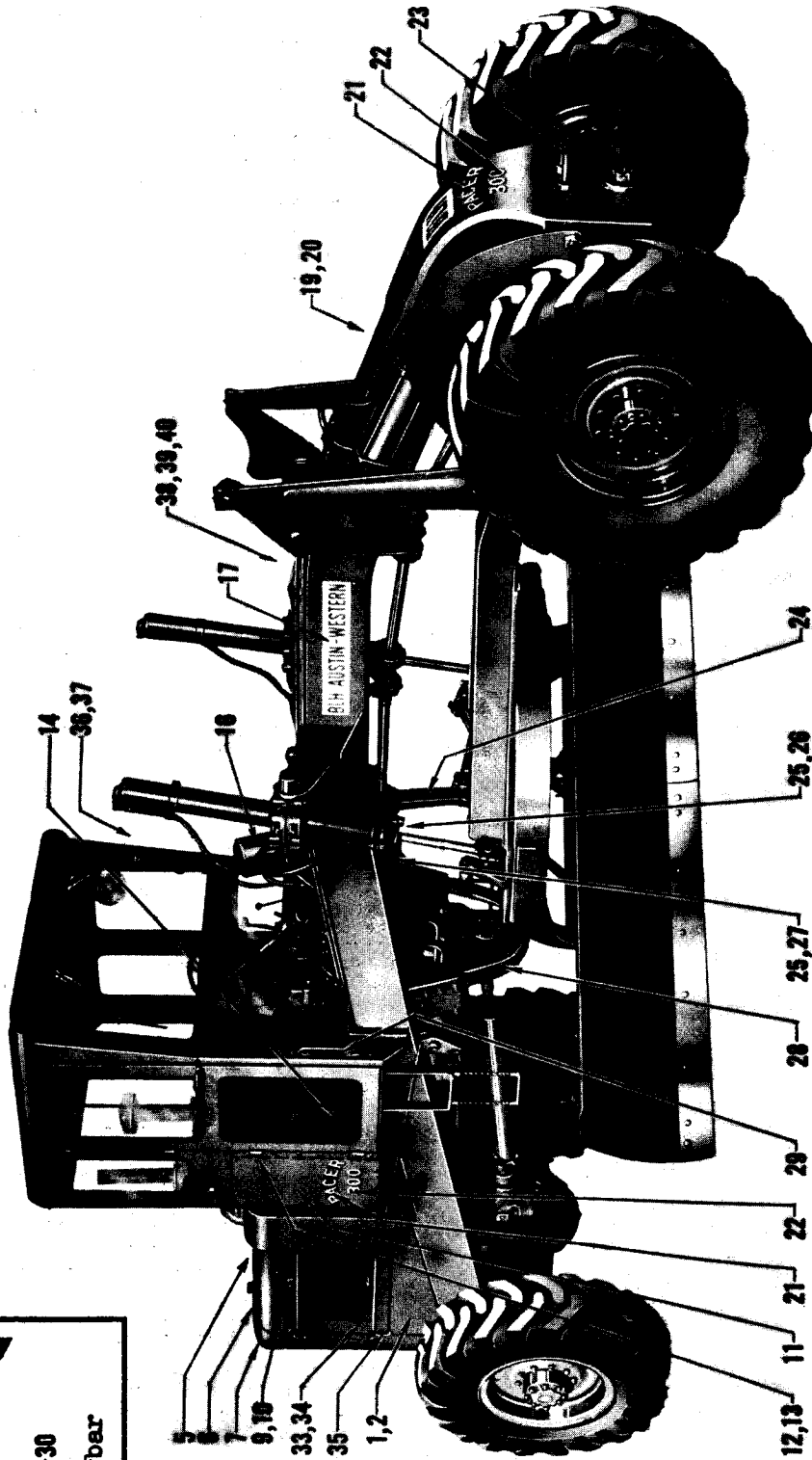


INDEX

DESCRIPTION	BASIC PAGE NO.
<b>EXTRA AND OPTIONAL EQUIPMENT (Continued):</b>	
- Hourmeter (GMC Engine).....	X-1
- Hourmeter (Cummins Engine).....	X-2
- Hydraulic Piping for Front Wheel Booster Steering.....	S-6
- Hydraulic Piping - Orbitrol.....	S-10
- Linkage for Front Wheel Booster Steering.....	S-5
- Odometer.....	Q-1
- Orbitrol, Steer.....	S-9
- Power Blade Tilt (Ram, Circle and Arms).....	K-2
- Power Blade Tilt (Hydraulic Parts - Control Valve).....	K-3
- Ram for Front Wheel Booster Steering.....	S-4
- Ram for Scarifier and Bulldozer.....	T-2
- Scarifier.....	T-1
- Steering Gear Unit for Front Wheel Booster Steering.....	S-3
- Tire Pump.....	R-1
- Valve, Booster Steer.....	S-7
- Flow Divider, Booster Steer.....	S-8
<b>GOVERNOR CONTROL LINKAGE:</b>	
- Linkage (Cummins and GMC Engines with Wet or Dry Clutch).....	N-1
- Linkage (Cummins and GMC Engines with Converter) (Pacer 346 - Super 366).....	N-2
<b>HYDRAULIC SYSTEM:</b>	
- Hose Chart.....	L-2
- Hydraulic Parts (Power Blade Tilt).....	K-3
- Motor, Circle Reverse.....	K-4
- Piping Diagram and Parts (for Standard Graders).....	L-1
- Piping Diagram and Parts (for Front Wheel Booster Steering).....	S-6
- Piping Diagram and Parts (for Front Wheel Orbitrol Steering).....	S-10
- Filter.....	L-9
- Filter (Return Line).....	L-10
<b>PUMPS:</b>	
- Hydraulic Dual Type.....	L-3
- Hydraulic Single Type.....	L-4
- Hydraulic Single Type (Wet Clutch).....	G-8
<b>RAMS:</b>	
- Blade High Lift.....	K-6
- Blade Lift.....	K-7
- Blade Side Shift.....	K-8
- Front Wheel Booster Steering.....	S-4
- Steer on Front Wheels (Standard and Orbitrol).....	B-10
- Power Blade Tilt.....	K-2
- Rear Axle Steer (Pacer 300 Graders).....	J-5
- Rear Axle Steer (Super 300 Graders).....	J-9
- Scarifier and Bulldozer.....	T-2
<b>VALVES:</b>	
- Control (Power Blade Tilt).....	K-3
- Control, Triple Type.....	L-5
- Control, Twin Type.....	L-6
- Controls for Valves.....	L-7
- Relief.....	L-8
- Valve, Booster Steer.....	S-7
- Flow Divider, Booster Steer.....	S-8
<b>MISCELLANEOUS PARTS:</b>	
- Hood, Lower Cab Wrapper, etc. (Pacer 300 Graders).....	A-1
- Hood, Lower Cab Wrapper, etc. (Super 300 Graders).....	A-2
- Seat and Back Rest.....	Y-2
<b>PROPELLER SHAFTS:</b>	
- Engine to 3-Speed Transmission (GMC and Cummins Engines) (Pacer 345 - Super 365).....	H-1
- Engine to 3-Speed Transmission (GMC and Cummins Engines) (Pacer 346 - Super 366).....	H-2
- Engine to 3-Speed Transmission (GMC and Cummins Engines) (Pacer 344 - Super 364).....	H-3, H-4
- Transfer Case to Auxiliary Brake on Rear Axle Gear Carrier.....	S-1
- Transfer Case to Front Axle (Front Section).....	B-7
- Transfer Case to Front Axle (Center Section).....	B-8
- Transfer Case to Front Axle (Rear Section).....	B-9
- Transfer Case to Rear Axle Gear Carrier.....	J-2
- Transfer Case to Rear Axle Gear Carrier.....	R-1
<b>TOOLS:</b>	
<b>TORQUE CONVERTERS:</b>	
- Converter, Allison, and Piping (Pacer 346 - Super 366).....	P-3
- Converter, Torcon 14" (in Combination with Clutch Drive).....	P-1
- Instruments and Piping (Torcon Converter and Dry Clutch) (Pacer 346 - Super 366).....	P-2
<b>TRANSFER CASE:</b>	
- Two Speed.....	D-1
<b>TRANSMISSION:</b>	
- Three Speed Type - Manual Shift.....	E-1
- Brake for 3-Speed Manual Shift Transmission.....	F-1



Rear Drawbar




(For Part Numbers,  
see next page)

MISCELLANEOUS PARTS FOR PACER 300 GRADERS




MISCELLANEOUS PARTS FOR PACER 300 GRADERS  
(For illustration, see preceding page)

REF. NO.	PART NO.	QUANTITY	DESCRIPTION
1	FGF-16081	1	SILL, right hand, hood side
2	FGF-16080	1	SILL, left hand, hood side
5	FGF-14504	1	BAND, hood (rear)
6	FGF-14563	1	BAND, hood (front)
7	HCF-17725-2	2	PLATE, A-W name (on radiator)
9	RGP-18478	1	HOOD with six FGF-3892 hangers (for GMC-4-71 engine)
10	RGP-16148	1	HOOD with six FGF-3892 hangers (for Cummins C-160 engine)
11	FGF-19226	1	WRAPPER, lower cab
12	FGF-18805	1	ANGLE, right hand, lower cab wrapper
13	FGF-18806	1	ANGLE, left hand, lower cab wrapper
14	FGF-19230	1	PANEL, cab lower (under seat)
16			HIGH LIFT RAM (see separate page)
17	HCF-17725-3	2	PLATE, A-W name
19	FGF-17639	1	PLATE, name, serial number
20	751002	2	SCREW, serial number plate
21	FGF-19964	2	NAME, series designation
22	FGF-19950	2	NUMBER, series designation
23	FGF-14863	1	HOOK, tow ("U" bolt)
24	FGF-14479	1	SHAFT AND ARM, high lift
25		2	BEARING, high lift shaft (upper and lower halves)
26	AJF-3100	2	STUD, front bearing, high lift shaft
27	FGF-10234	2	STUD, rear bearing, high lift shaft
28	FGF-10475	1	GUARD, transfer case
29	FGF-11881	2	HANDLE, grab
30	FGU-8455	1	REAR DRAWBAR GROUP (includes Ref. Nos. 31 and 32)
31	FGF-17084	1	BRACKET
32	FGF-17085	1	PIN, connection
33	FGF-16078	1	SIDE, right hand, hood
34	FGF-16079	1	SIDE, left hand, hood
35	BRF-1546	4	FASTENER, hood side
36	FGF-18129	1	PLATE, data, patent
37	918002	2	SCREW, patent plate
38	FGF-19620	1	TOOL BOX ASSEMBLY
39	FGF-19621	1	DOOR ASSEMBLY
40	FGF-19639	1	LATCH, tool box



Rear Drawbar



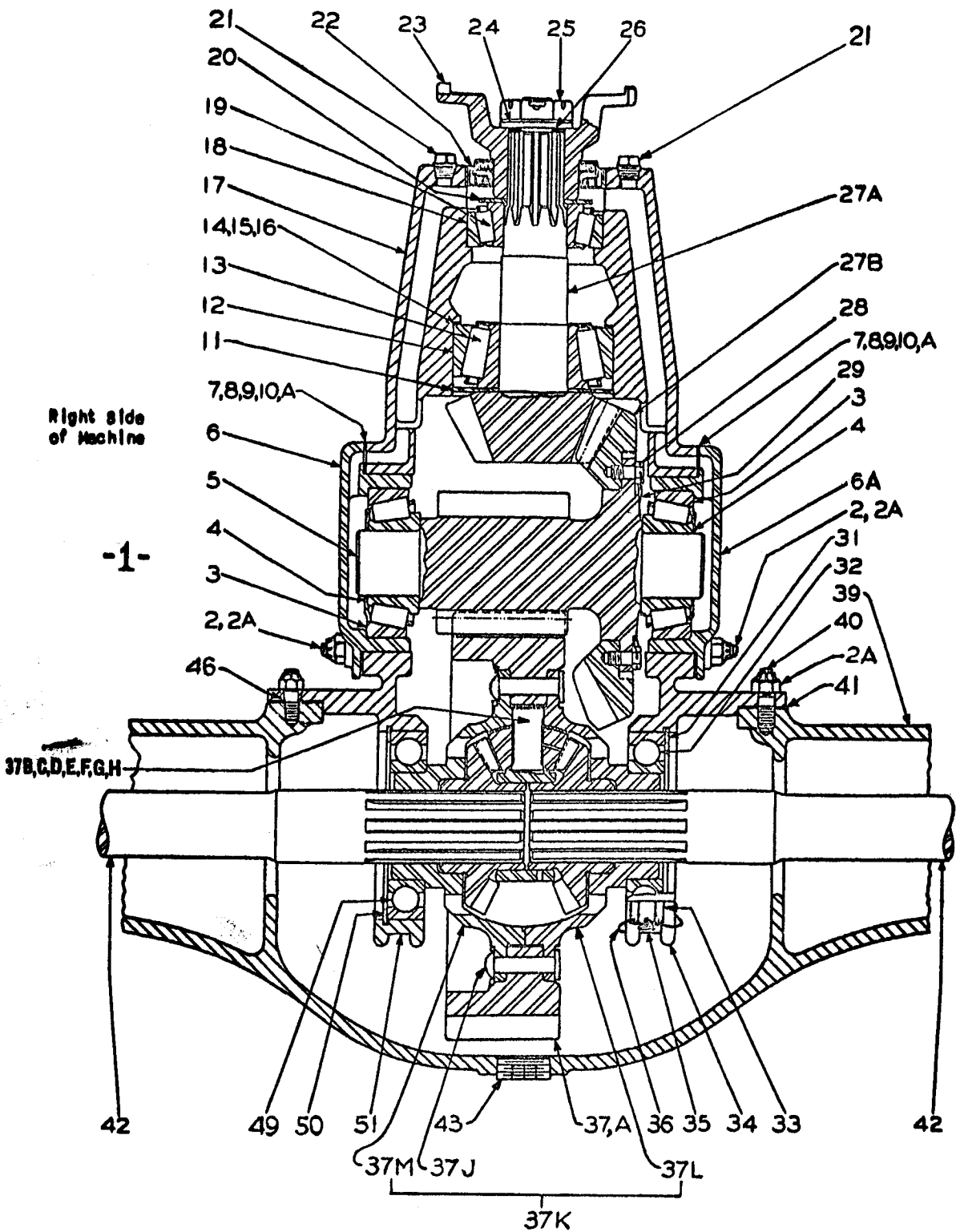
(For Part Numbers, see next page)

MISCELLANEOUS PARTS FOR SUPER 300 GRADERS



MISCELLANEOUS PARTS FOR SUPER 300 GRADERS  
 (For illustration, see preceding page)

REF. NO.	PART NO.	QUANTITY	DESCRIPTION
1	FGF-16081	1	SILL, right hand, hood side
2	FGF-16080	1	SILL, left hand, hood side
5	FGF-14504	1	BAND, hood (rear)
6	FGF-14563	1	BAND, hood (front)
7	HCF-17725-2	2	PLATE, A-W name (on radiator)
9	FGP-18478	1	HOOD with six FGF-3982 hangers (for GMC-4-71 engine)
10	FGP-16148	1	HOOD with six FGF-3982 hangers (for Cummins C-160 engine)
11	FGF-19226	1	WRAPPER, lower cab
12	FGF-18805	1	ANGLE, right hand, lower cab wrapper
13	FGF-18806	1	ANGLE, left hand, lower cab wrapper
14	FGF-19230	1	PANEL, cab lower (under seat)
16			HIGH LIFT RAM (see separate page)
17	HCF-17725-3	2	PLATE, A-W name
19	FGF-17639	1	PLATE, name, serial number
20	751002	2	SCREW, serial number plate
21	FGF-19963	2	NAME, series designation
22	FGF-19950	2	NUMBER, series designation
23	FGF-14863	1	HOOK, tow ("U" bolt)
24	FGF-14479	1	SHAFT AND ARM, high lift
25		2	BEARING, high lift shaft (upper and lower halves)
26	AJF-3100	2	STUD, front bearing, high lift shaft
27	FGF-10234	2	STUD, rear bearing, high lift shaft
28	FGF-10475	1	GUARD, transfer case
29	FGF-11881	2	HANDLE, grab
30	FGU-8455	1	REAR DRAWBAR GROUP (includes Ref. Nos. 31 and 32)
31	FGF-17084	1	BRACKET
32	FGF-17085	1	PIN, connection
33	FGF-16078	1	SIDE, right hand, hood
34	FGF-16079	1	SIDE, left hand, hood
35	BRF-1546	4	FASTENER, hood side
36	FGF-18128	1	PLATE, data, patent
37	918002	2	SCREW, patent plate
38	FGF-19620	1	TOOL BOX ASSEMBLY
39	FGF-19621	1	DOOR ASSEMBLY
40	FGF-19639	1	LATCH, tool box



(For Part Numbers,  
see next page)

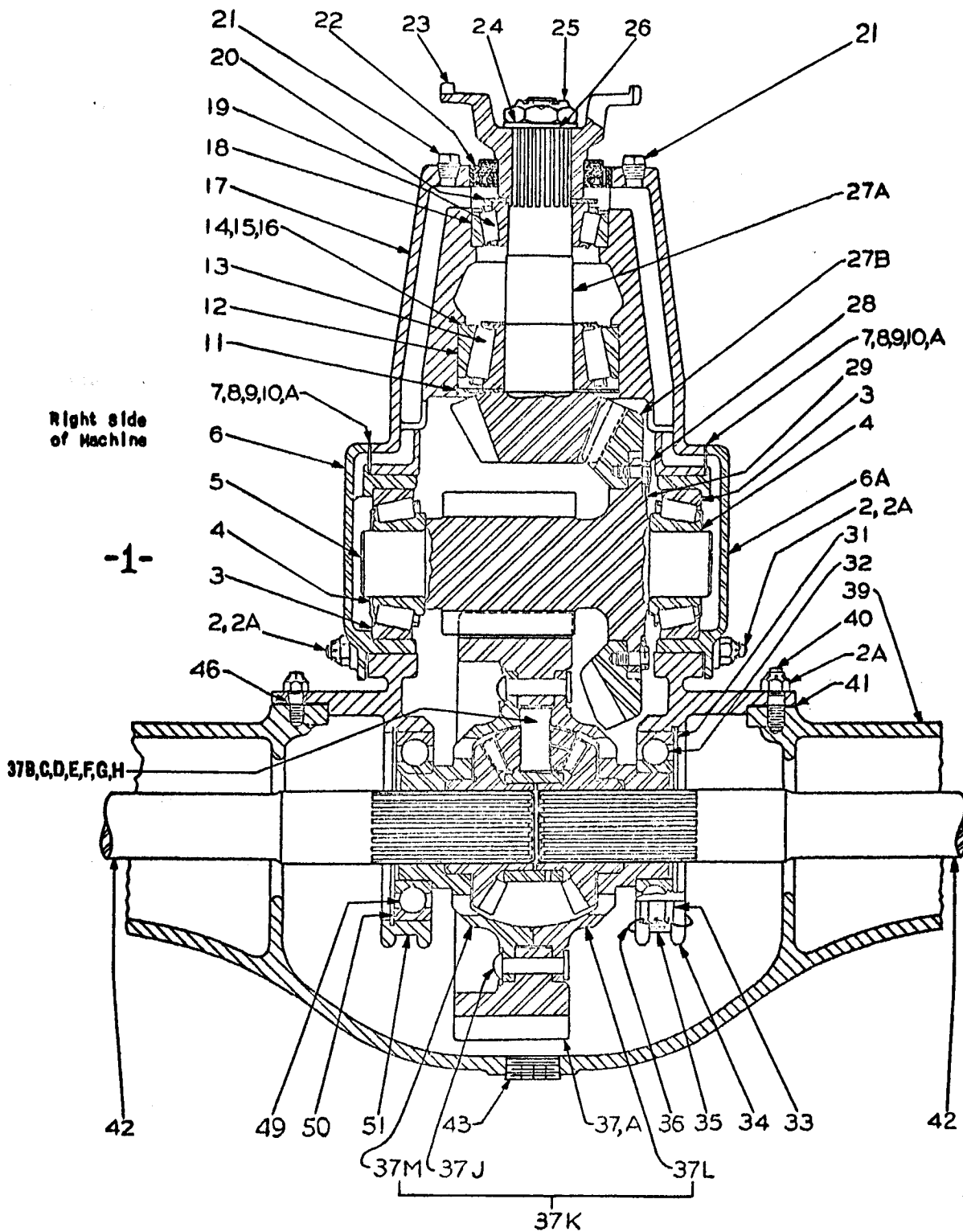
FRONT AXLE GEAR CARRIER



**FRONT AXLE GEAR CARRIER**  
(For illustration, see preceding page)

REF. NO.	PART NO.	QUANTITY	DESCRIPTION
1	PGU-2459-B	1	FRONT AXLE GEAR CARRIER GROUP (includes Ref. Nos. 2 to 38 inclusive, also Ref. 49,50 and 51)
2	PGF-15052	12	STUD
2A	914005	25	NUT, huglock
3	313098	2	CUP, bearing
4	312245	2	CONE AND ROLLERS, bearing
5	PGF-16956	1	PINION AND GEAR HUB
6	PGF-15066	1	CAP WITH CUP, bearing - R.H. (incl. 1 of Ref. 3)
6A	PGF-15069	1	CAP WITH CUP, bearing - L.H. (incl. 1 of Ref. 3)
7	PGF-15378	4	GASKET
8	PGF-3080	As req'd	SHIM (.005)
9	PGF-3081	As req'd	SHIM (.010)
10	PGF-3082	As req'd	SHIM (.030)
10A	PGF-4288	As req'd	SHIM (.003)
11	PGF-8595	1	RETAINER, oil
12	313209	1	CUP, bearing
13	312549 <i>6376</i>	1	CONE AND ROLLERS, bearing
14	PGF-11957	As req'd	SHIM (.005)
15	PGF-11956	As req'd	SHIM (.007)
16	PGF-11958	As req'd	SHIM (.020)
17	PGPS-2368	1	CARRIER, gear (includes Ref. 2,2A,33,34,35 and 51)
18	313448	1	CUP, bearing
19	312991	1	CONE AND ROLLERS, bearing
20	PGF-4852	1	WASHER, spline shaft
21	810003	2	PLUG, pipe
22	PGF-5240	1	SEAL, oil
23	PGF-18670	1	YOKE, fitting
24	PGF-15446	1	WASHER
25	PGF-15449	1	NUT, slotted
26	PGF-18707	1	GASKET, washer
27A	PGF-16934	1	* PINION, spiral bevel
27B	PGF-16934	1	* GEAR, spiral bevel
28	PGF-15671	6	BOLT, bevel gear
29	PGF-9436	1	WIRE, lock
31	PGF-14589	1	WASHER, differential bearing
32	311619 <i>791439</i>	1	BEARING, ball, differential hub
33	927008	4	NUT, slotted
34		1	@ CAP, bearing
35	PGF-13544	4	STUD
36	PGF-9486	2	WIRE, lock
37	PGF-14586	1	DIFFERENTIAL GROUP (includes Ref. Nos. 37A to 37M inclusive)
37A	PGF-14591	1	BULL GEAR
37B	PGF-14586-56	1	BEVEL PINION AND SPIDER GROUP (includes Ref. Nos. 37D, 37E, 37F and 37G)
37C	PGF-14738	2	GEAR, side bevel
37D		1	SPIDER
37E		4	BUSHING, spider
37F		4	PINION
37G	PGF-14735	4	WASHER, pinion
37H	PGF-17719	2	WASHER, side bevel gear
37J	PGF-8369	16	RIVET
37K	PGF-14586-55	1	CASE SET (includes Ref. Nos. 37L and 37M)
37L		1	CASE, tongued
37M		1	CASE, recessed
38	HCF-6418	1	PLUG, gear carrier vent - top (not shown)
39	PG-2496	1	HOUSING, front axle
40	ASF-5112	13	STUD
41	PGFB-14724	1	GASKET
42			SHAFT, drive (see separate page)
43	812006	1	PLUG, drain (countersunk head)
46	PGF-3084	1	BUSHING, taper
49	311618 <i>791623</i>	1	BEARING, ball, differential hub
50	PGF-14590	1	WASHER, differential bearing
51		1	@ CAP, bearing
52	810005	1	PLUG, filler & oil level (in axle hsg.-not shown)

Note: \* Bevel pinion and bevel gear sold in matched sets only.  
 @ Bearing caps not sold separately. Order Ref. No. 17, PGPS-2368, gear carrier.



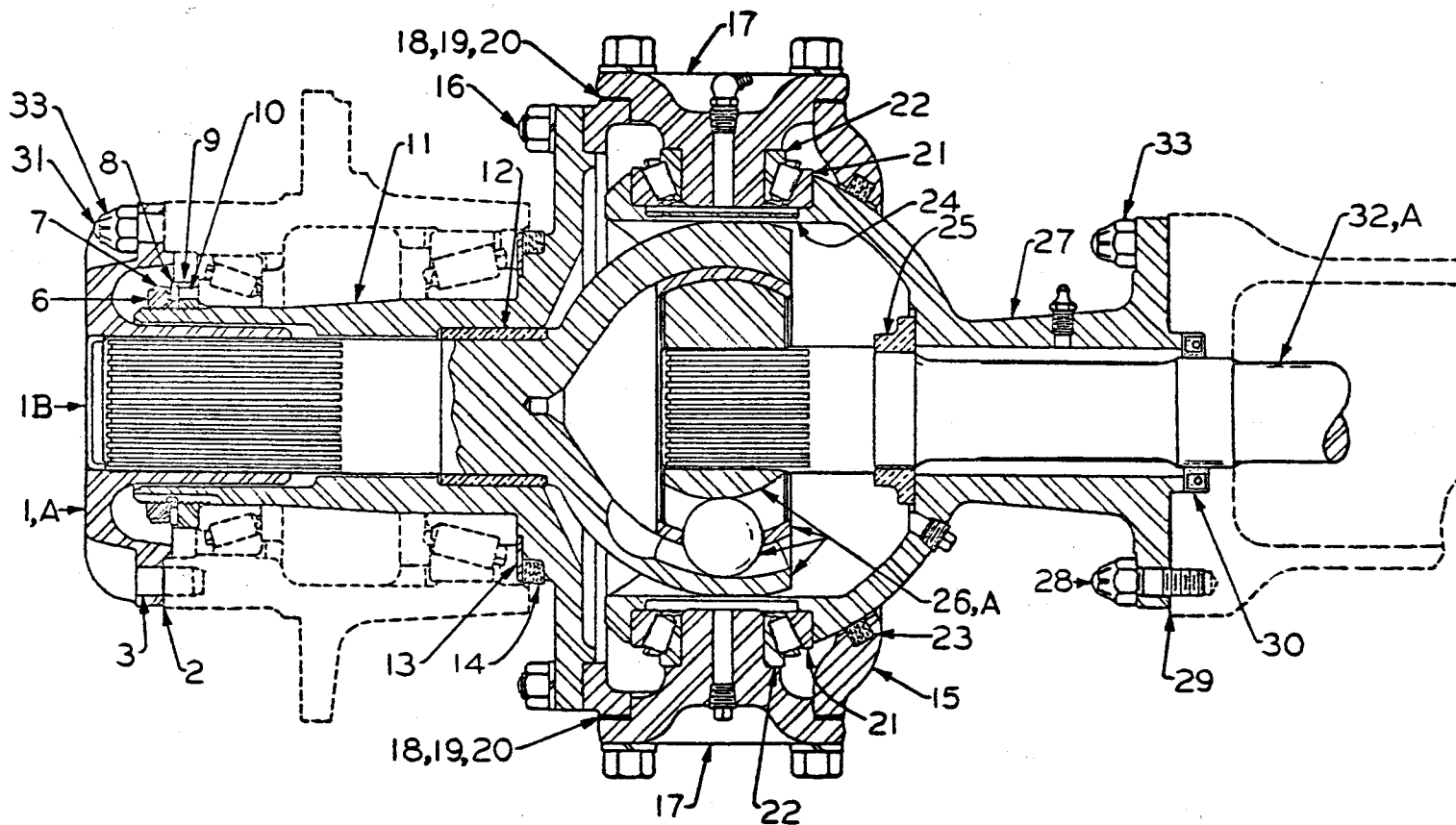
(For Part Numbers,  
see next page)

**FRONT AXLE GEAR CARRIER**  
 (Effective on Pacer Machine No. K-345-12870 and up)  
 (Effective on Super Machine No. K-366-13916 and up)

**FRONT AXLE GEAR CARRIER**  
(For illustration, see preceding page)

REF. NO.	PART NO.	QUANTITY	DESCRIPTION
1	FGU-3377	1	FRONT AXLE GEAR CARRIER GROUP (includes Ref. Nos. 2 to 38 inclusive, also Ref. 49, 50 and 51)
2	FGF-15052	12	STUD
2A	914005	25	NUT, huglock
3	313098	2	CUP, bearing
4	312245	2	CONE AND ROLLERS, bearing
5	FGF-16956	1	PINION AND GEAR HUB
6	FGF-15066	1	CAP WITH CUP, bearing - R.H. (incl. 1 of Ref. 3)
6A	FGF-15069	1	CAP WITH CUP, bearing - L.H. (incl. 1 of Ref. 3)
7	FGF-15378	4	GASKET
8	FGF-3080	As req'd	SHIM (.005)
9	FGF-3081	As req'd	SHIM (.010)
10	FGF-3082	As req'd	SHIM (.030)
10A	FGF-4288	As req'd	SHIM (.003)
11	FGF-8595	1	RETAINER, oil
12	313209	1	CUP, bearing
13	312549	1	CONE AND ROLLERS, bearing
14	FGF-11957	As req'd	SHIM (.005)
15	FGF-11956	As req'd	SHIM (.007)
16	FGF-11958	As req'd	SHIM (.020)
17	FGPS-2368	1	CARRIER, gear (includes Ref. 2, 2A, 33, 34, 35 and 51)
18	313448	1	CUP, bearing
19	312991	1	CONE AND ROLLERS, bearing
20	FGF-19602	1	WASHER, spline shaft
21	810003	2	PLUG, pipe
22	FGF-5240	1	SEAL, oil
23	FGF-19591	1	YOKE, fitting
24	FGF-19581	1	WASHER
25	985013	1	NUT
26	FGF-19596	1	GASKET, washer
27A	FGF-19587	1	* PINION, spiral bevel
27B	FGF-19587	1	* GEAR, spiral bevel
28	FGF-15671	6	BOLT, bevel gear
29	FGF-9436	1	WIRE, lock
31	FGF-12954	1	WASHER, differential bearing
32	311619	1	BEARING, ball, differential hub
33	927008	4	NUT, slotted
34		1	@ CAP, bearing
35	FGF-13544	4	STUD
36	FGF-9486	2	WIRE, lock
37	FGF-19588	1	DIFFERENTIAL GROUP (includes Ref. Nos. 37A to 37M inclusive)
37A	FGF-14591	1	BULL GEAR
37B	FGF-14586-56	1	BEVEL PINION AND SPIDER GROUP (includes Ref. Nos. 37D, 37E, 37F and 37G)
37C	FGF-19604	2	GEAR, side bevel
37D		1	SPIDER
37E		4	BUSHING, spider
37F		4	PINION
37G	FGF-14735	4	WASHER, pinion
37H	FGF-17719	2	WASHER, side bevel gear
37J	FGF-8369	16	RIVET
37K	FGF-14586-55	1	CASE SET (includes Ref. Nos. 37L and 37M)
37L		1	CASE, tongued
37M		1	CASE, recessed
38	HCF-6418	1	PLUG, gear carrier vent - top (not shown)
39	FG-2496	1	HOUSING, front axle
40	ASF-5112	13	STUD
41	FGFB-14724	1	GASKET
42			SHAFT, drive (see separate page)
43	812006	1	PLUG, drain (countersunk head)
46	FGF-3084	1	BUSHING, taper
49	311618	1	BEARING, ball, differential hub
50	FGF-14590	1	WASHER, differential bearing
51		1	@ CAP, bearing
52	810005	1	PLUG, filler & oil level (in axle hsg.-not shown)

Note: \* Bevel pinion and bevel gear sold in matched sets only.  
 @ Bearing caps not sold separately. Order Ref. No. 17, FGPS-2368, gear carrier.



(For Part Numbers,  
see next page)

FRONT AXLE STEERING KNUCKLE AND UNIVERSAL JOINT  
(On Pacer 300)

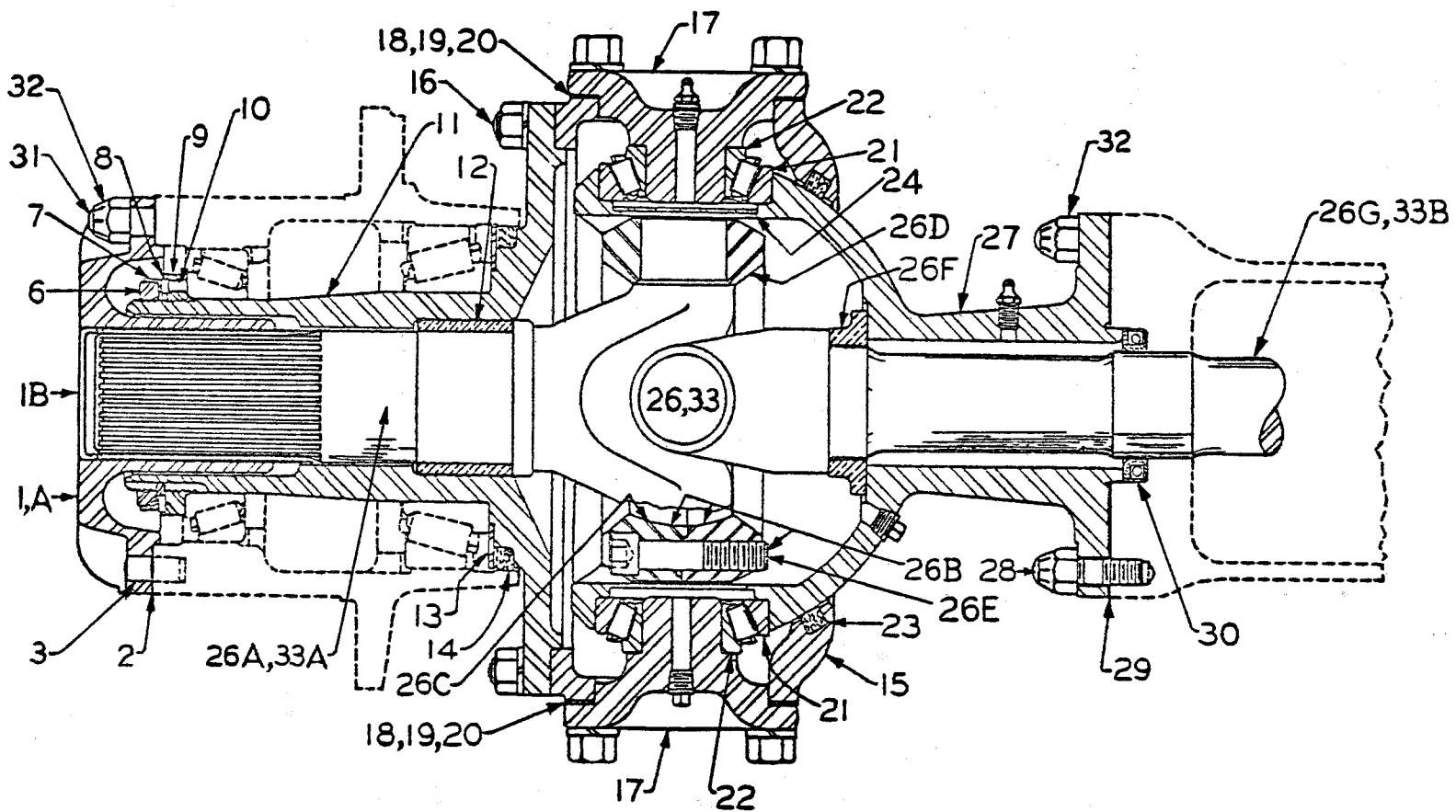
**FRONT AXLE STEERING KNUCKLE AND UNIVERSAL JOINT  
(ON PACER 300)**

(For illustration, see preceding page)

REF. NO.	PART NO.	QUANTITY	DESCRIPTION
1	FGF-19036	1	HUB, driving
1A	FGF-19567	1	HUB, driving (Machines K-345-12870 and Up)
1B	ASF-7960-25	1	PLUG
2	FGF-15591	1	GASKET
3	FGF-15413	2	PIN, dowel
6	FGF-5436	1	NUT, lock
7	FGF-5439	1	WASHER, lock
8	FGF-5438	1	WASHER
9	FGU-5437	1	ADJUSTING NUT WITH PIN (includes Ref. No. 10)
10	FGF-3677	1	PIN, adjusting nut
11	FGF-15550	1	KNUCKLE, steering
12	FGF-19034	1	BUSHING, steering knuckle
13	FGF-4358	1	WASHER
14	FGF-4360	1	FELT
15	FGP-2410	1	FLANGE, knuckle - with one FGF-8753 bushing
16	FGF-13550	12	STUD
17	FGF-14727	2	CAP, steer bearing
18	FGF-4345	As req'd	SHIM (.005)
19	FGF-4346	As req'd	SHIM (.007)
20	FGF-4347	As req'd	SHIM (.020)
21	313380	2	CUP, bearing
22	312836	2	CONE AND ROLLERS, bearing
23	FGF-4362	1	FELT
24	FGF-4339-2	1	RETAINER, grease
25	FG-2123	1	RETAINER, axle
26	FGF-16177	1	* DRIVE JOINT GROUP
26A	FGF-19566	1	* DRIVE JOINT GROUP (Machines K-345-12870 and Up)
27	FGF-15505	1	SOCKET, trunnion
28	FGF-15888	8	STUD
29	FGF-12824	1	GASKET
30	194206	1	SEAL, oil
31	FGF-15534	8	STUD
32	FGF-14521	1	SHAFT, drive
32A	FGF-19601	1	SHAFT, drive (Machines K-345-12870 and Up)
33	914008	16	NUT, huglock

**Note:** \* Drive joint repair parts not sold separately. Order complete drive joint group.





FRONT AXLE STEERING KNUCKLE AND UNIVERSAL JOINT  
(On Super 300)

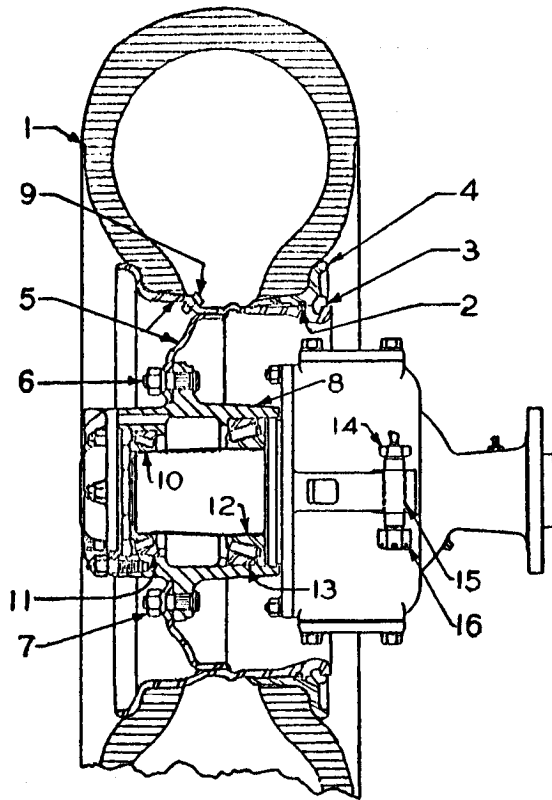
(For Part Numbers,  
see next page)

FRONT AXLE STEERING KNUCKLE AND UNIVERSAL JOINT  
(ON SUPER 300)

(For illustration, see preceding page)

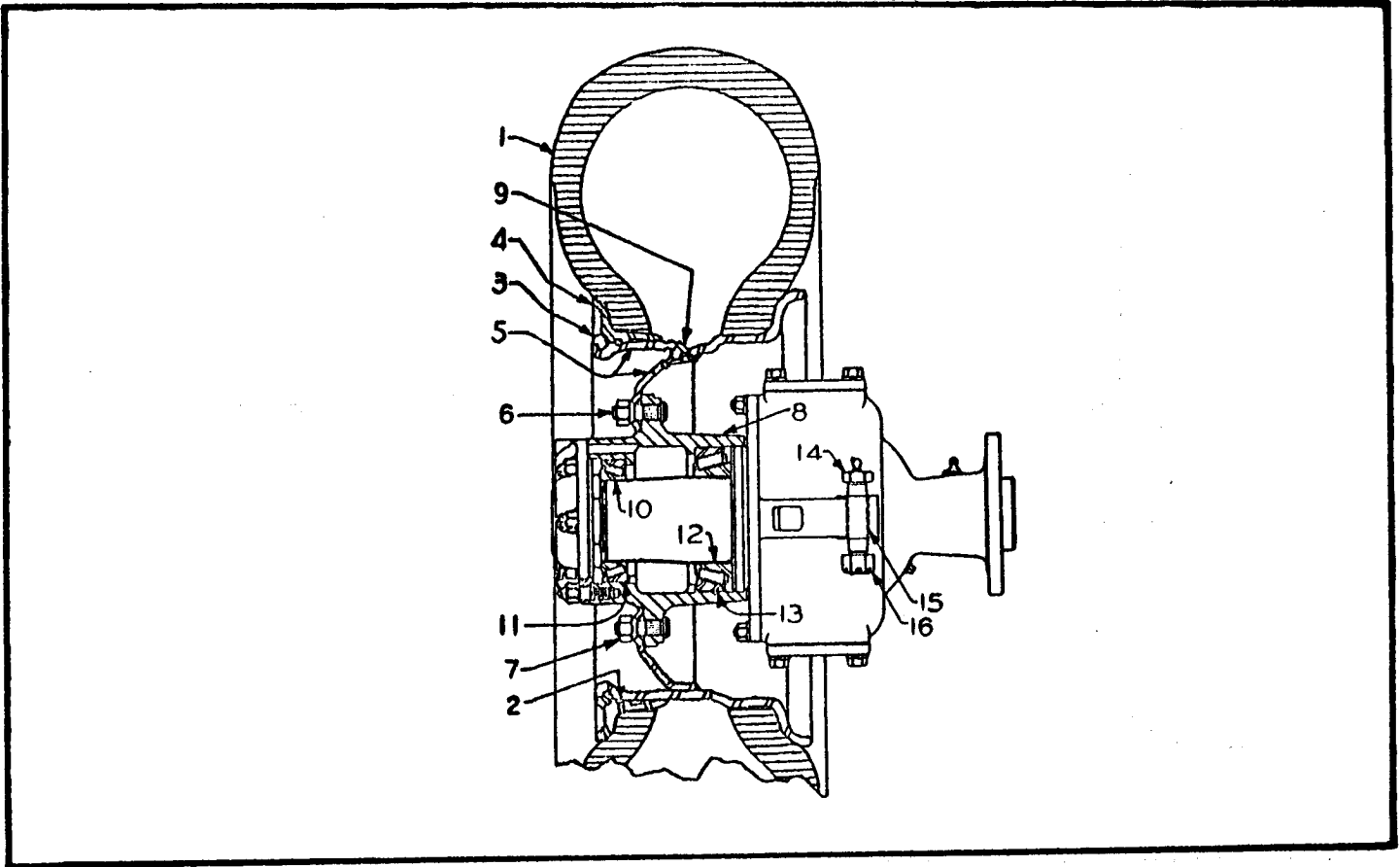
REF. NO.	PART NO.	QUANTITY	DESCRIPTION
1	PGF-19036	1	HUB, driving
1A	PGF-19567	1	HUB, driving (Machine #M-366-13916 and up)
1B	ASF-7960-25	1	PLUG
2	PGF-15591	1	GASKET
3	PGF-15413	2	PIN, dowel
6	PGF-5436	1	NUT, lock
7	PGF-5439	1	WASHER, lock
8	PGF-5438	1	WASHER
9	PGU-5437	1	ADJUSTING NUT WITH PIN (includes Ref. No. 10)
10	PGF-3677	1	PIN, adjusting nut
11	PGF-15550	1	KNUCKLE, steering
12	PGF-19034	1	BUSHING, steering knuckle
13	PGF-4358	1	WASHER
14	PGF-4360	1	FELT
15	PGP-2410	1	FLANGE, knuckle - with one PGF-8753 bushing
16	PGF-13550	12	STUD
17	PGF-14727	2	CAP, steer bearing
18	PGF-4345	As req'd	SHIM, .005" thick
19	PGF-4346	As req'd	SHIM, .007" thick
20	PGF-4347	As req'd	SHIM, .020" thick
21	313380	2	CUP, bearing
22	312836	2	CONE AND ROLLERS, bearing
23	PGF-4362	1	FELT
24	PGF-4339-2	1	RETAINER, grease
26	PGU-2463	1	BEARING RING AND SHAFT GROUP (includes Ref. Nos. 26A, B, F and G)
26A	PGF-11923	1	SHAFT, drive - short
26B	PGF-11927	1	RING GROUP (includes Ref. Nos. 26C, D, and E)
26C		1	* RING, male (not sold separately. Order Ref. No. 26B)
26D		1	* RING, female (not sold separately. Order Ref. No. 26B)
26E	PGF-12612	8	CAPSCREW - hollow head
26F	PG-2123	1	RETAINER, axle
26G	PGF-14723	1	SHAFT, drive - long
27	PGF-15505	1	SOCKET, trunnion
28	PGF-15888	8	STUD
29	PGF-12824	1	GASKET
30	194206	1	SEAL, oil
31	PGF-15534	8	STUD
32	914008	16	NUT, huglock
33	PGU-3379	1	BEARING RING AND SHAFT GROUP (includes Ref. 33A, B, 26B and F) (Mach. #M-366-13916 and up)
33A	PGF-19614	1	SHAFT, drive - short
33B	PGF-19584	1	SHAFT, drive - long

Note: \* Sold in pairs only.



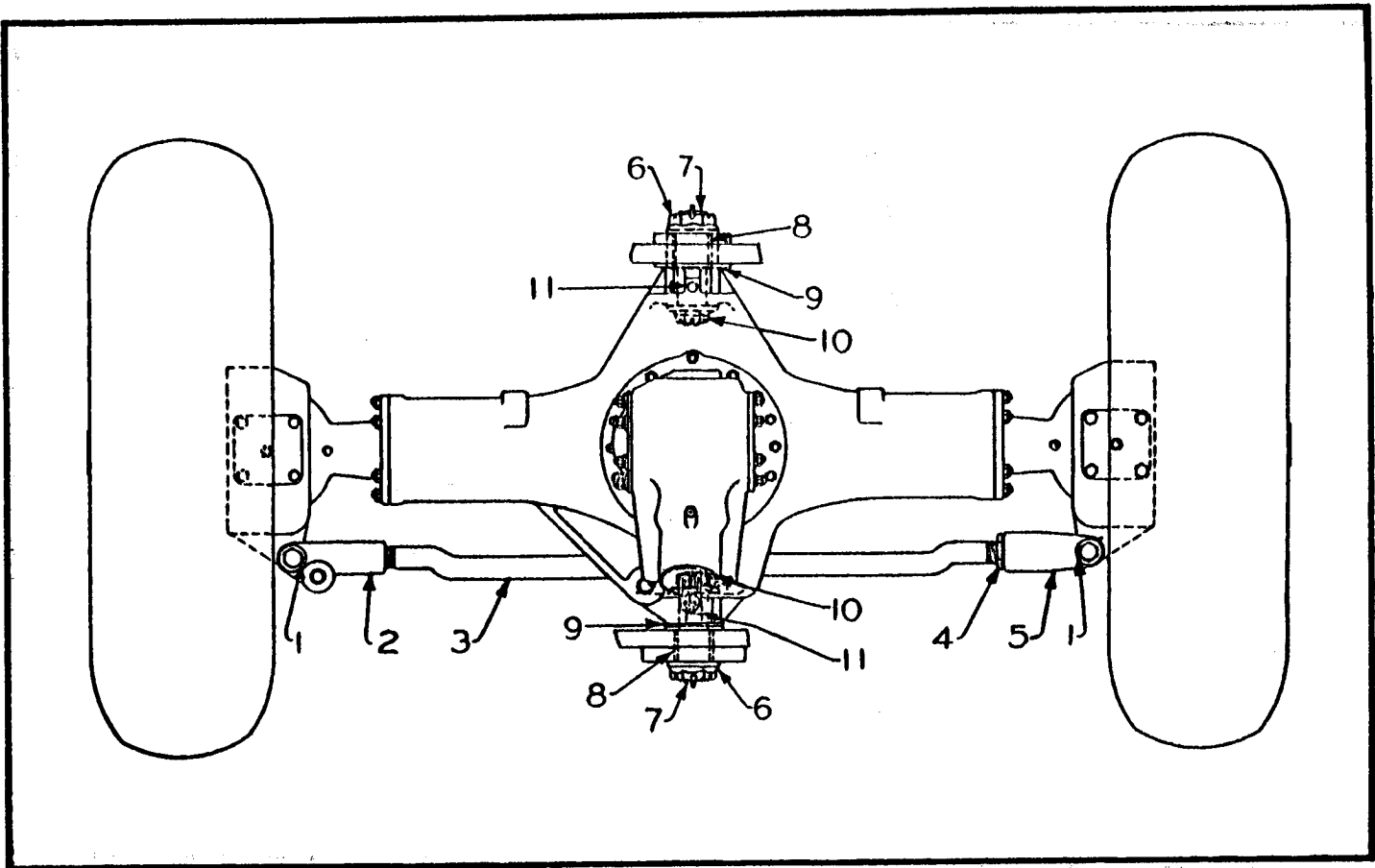
FRONT AXLE STEERING KNUCKLE, WHEEL AND TIRE  
(ON PACER 300)

REF. NO.	PART NO.	QUANTITY	DESCRIPTION
1		1	TIRE (tubeless type), 14.00 x 24 - 12 ply
2	PGF-16797	1	"O" RING (for tubeless type tires)
3	PGF-16693	1	RING, locking
4	PGF-16694	1	RING, side
5	PGF-16695	1	WHEEL WITH RIM (less rings)
6	PGF-16541	10	STUD, wheel
7	PGF-7357	10	NUT, wheel stud
8	PG-2398	1	HUB, wheel
9	PGF-16791	1	VALVE STEM ASSEMBLY (for tubeless type tires)
10	312814	1	CONE AND ROLLERS, bearing
11	313366	1	CUP, bearing
12	312888	1	CONE AND ROLLERS, bearing
13	313407	1	CUP, bearing
14	PGF-8757	1	BOLT, fork
15	PGF-8753	1	BUSHING, knuckle flange
16	737010	1	NUT, slotted



FRONT AXLE STEERING KNUCKLE, WHEEL AND TIRE  
(ON SUPER 300)

REF. NO.	PART NO.	QUANTITY	DESCRIPTION
1		1	TIRE (tubeless type), 13.00 x 24 - 10 ply
2	PGF-16797	1	"O" RING (for tubeless type tires)
3	PGF-16693	1	RING, locking
4	PGF-16694	1	RING, side
5	PGF-16793	1	WHEEL WITH RIM (Less rings)
6	PGF-16541	10	STUD, wheel
7	PGF-7357	10	NUT, wheel stud
8	PG-2397	1	HUB, wheel
9	PGF-16791	1	VALVE STEM ASSEMBLY (for tubeless type tires)
10	312814	1	CONE AND ROLLERS, bearing
11	313366	1	CUP, bearing
12	312888	1	CONE AND ROLLERS, bearing
13	313407	1	CUP, bearing
14	PGF-8757	1	BOLT, fork
15	PGF-8753	1	BUSHING, knuckle flange
16	737010	1	NUT, slotted

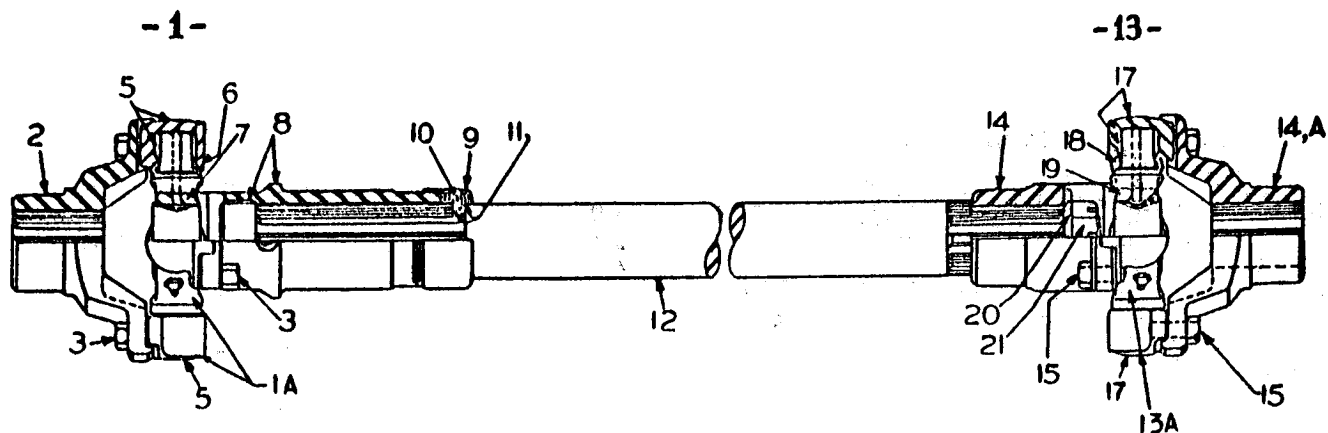


FRONT AXLE TIE ROD AND AXLE SUPPORT

REF. NO.	PART NO.	QUANTITY	DESCRIPTION
1	PGF-13270	2	PIN, locking (for fork bolt)
2	PG-2210 <i>5211290</i>	1	FORK (also order PGF-13270 pin) <i>5753176</i>
3	PGF-8835	1	ROD, tie
4	PGF-3955	1	NUT, adjusting
5	PG-2211	1	FORK (also order PGF-13270 pin)
6	PG-A-1771	2	NUT, large
7	PGF-9087	2	PIN, pivot
8	PGF-8738	2	BUSHING, frame
9	PGF-9263	2	WASHER
10	PG-2478	2	NUT, small
11	755135	2	SETSCREW, cup point

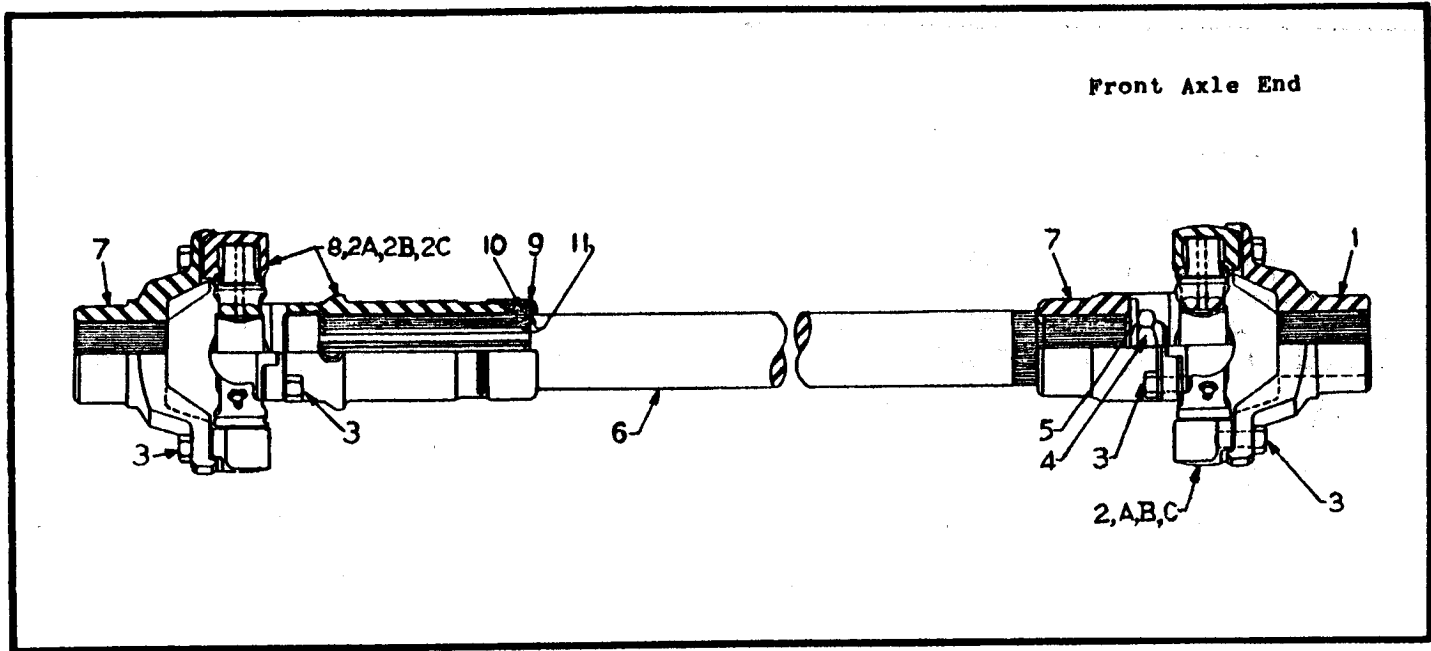


Front Axle End



FRONT SECTION OF FRONT PROPELLER SHAFT  
(SUPERSEDED)

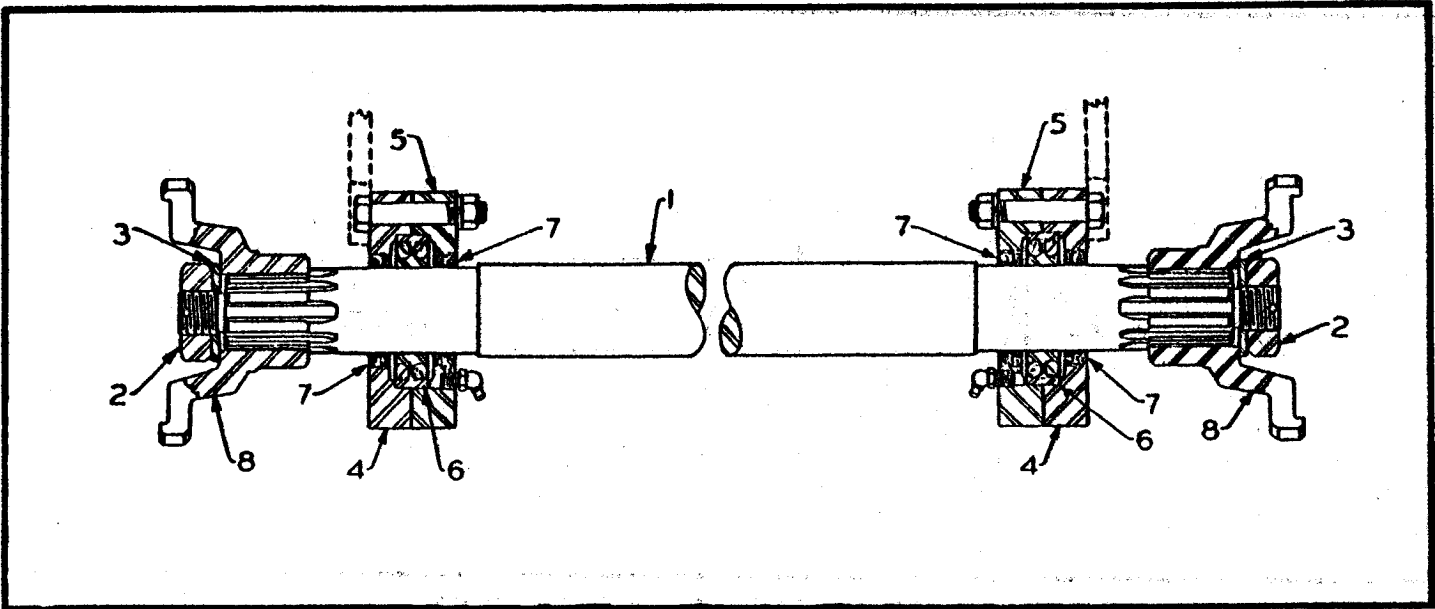
REF. NO.	PART NO.	QUANTITY	DESCRIPTION
1	FGF-17172	1	KNUCKLE GROUP (includes Ref. Nos. 2 to 11 inclusive)
1A	FGF-8807-57	1	SPIDER AND BEARING GROUP (includes Ref. Nos. 5, 6 and 7 assembled)
2	FGF-18670	1	YOKE, fitting
3	FGF-9717-55	8	CAPSCREW
5		4	BEARING GROUP (not sold separately. Order Ref. No. 1A)
6	465149	4	WASHER, cork
7		1	SPIDER GROUP (not sold separately. Order Ref. No. 1A)
8	465295	1	SLIP YOKE with dust cup
9	465008	1	RETAINER, felt
10	465016	1	FELT
11	465015	2	WASHER, felt retainer
12	FGF-17171	1	SHAFT
13	FGF-8588	1	KNUCKLE GROUP (includes Ref. Nos. 14 to 19 inclusive)
13A	FGF-8807-57	1	SPIDER AND BEARING GROUP (includes Ref. Nos. 17, 18 and 19 assembled)
14	FGF-18670	1	YOKE, fitting (10 spline)
14A	FGF-19591	1	YOKE, fitting (31 involute spline)
15	FGF-9717-55	8	CAPSCREW
17		4	BEARING GROUP (not sold separately. Order Ref. No. 13A)
18	465149	4	WASHER, cork
19		1	SPIDER GROUP (not sold separately. Order Ref. No. 13A)
20	FGF-4864	1	WASHER
21	FGF-15388	1	NUT, slotted



FRONT SECTION OF FRONT PROPELLER SHAFT

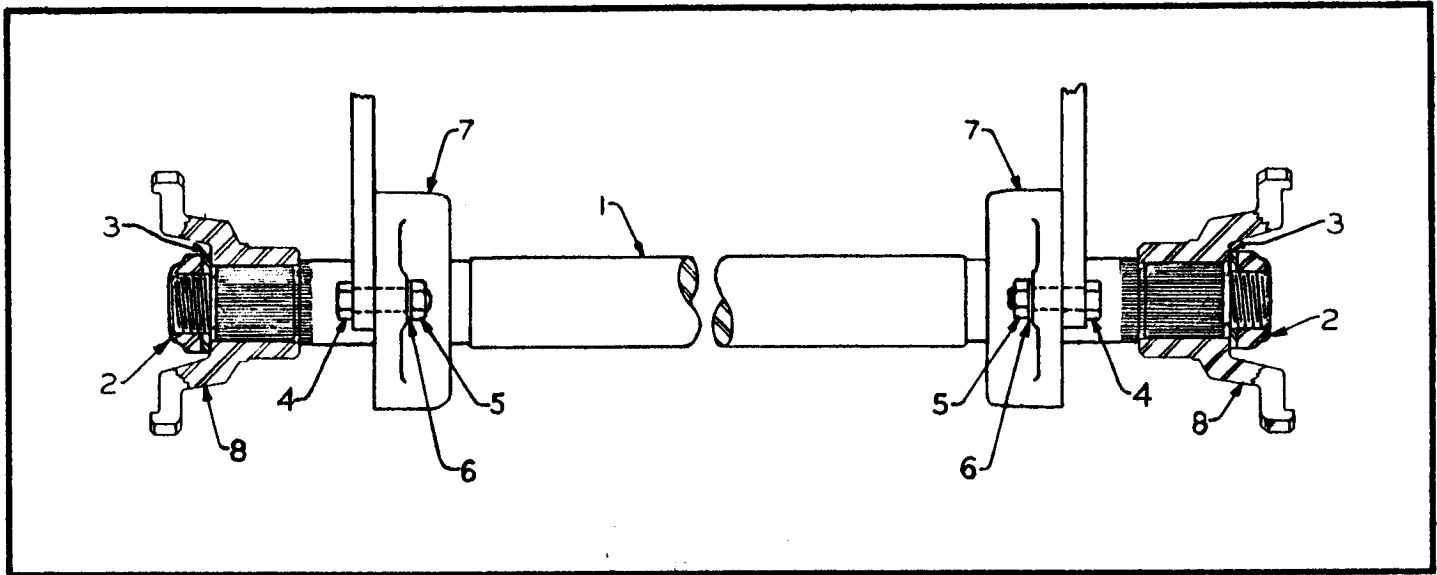
REF. NO.	PART NO.	QUANTITY	DESCRIPTION
1	FGF-19591	1	YOKE, fitting (31 involute spline)
2	FGF-8807-57	1	SPIDER AND BEARING GROUP (includes Ref. Nos. 2A, 2B and 2C assembled)
2A		4	BEARING GROUP (not sold separately - Order Ref. No. 2)
2B	465149	4	WASHER, cork
2C		1	SPIDER GROUP (not sold separately - Order Ref. No. 2)
3	FGF-9717-55	16	CAPSCREW
4	985013	1	NUT
5	FGF-19581	1	WASHER
6	FGF-19611	1	SHAFT
7	FGF-18796	2	YOKE, fitting
8	FGF-17172-55	1	SLIP YOKE with dust cup and bearing (includes Ref. Nos. 2A, 2B and 2C)
9	465008	1	RETAINER, felt
10	465016	1	FELT
11	465015	2	WASHER, felt retainer

(Machine No. M-346-14006 and up)



CENTER SECTION OF FRONT PROPELLER SHAFT  
(SUPERSEDED)

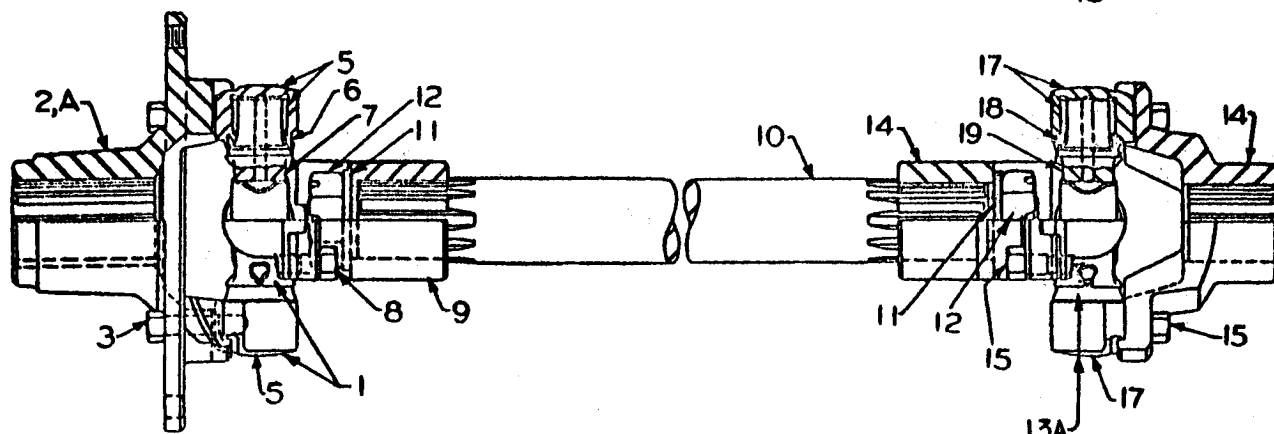
REF. NO.	PART NO.	QUANTITY	DESCRIPTION
1	PGF-17079	1	SHAFT
2	PGF-15388	2	NUT, slotted
3	PGF-4864	2	WASHER
4	PGF-10140	2	HOUSING, bearing - outer
5	PGF-10141	2	HOUSING, bearing - inner
6	314060	2	BEARING, ball
7	PGF-8861	4	SEAL, oil
8	PGF-18670	2	YOKE, fitting



CENTER SECTION OF FRONT PROPELLER SHAFT

REF. NO.	PART NO.	QUANTITY	DESCRIPTION
1	FGF-19610	1	SHAFT
2	985013	2	NUT
3	FGF-19581	2	WASHER
4	742711	4	BOLT, bearing
5	722006	4	NUT
6	778014	4	WASHER, lock
7	FGF-19694	2	BEARING, ball
8	FGF-18796	2	YOKE, fitting

(Machine No. M-346-14006 and up)

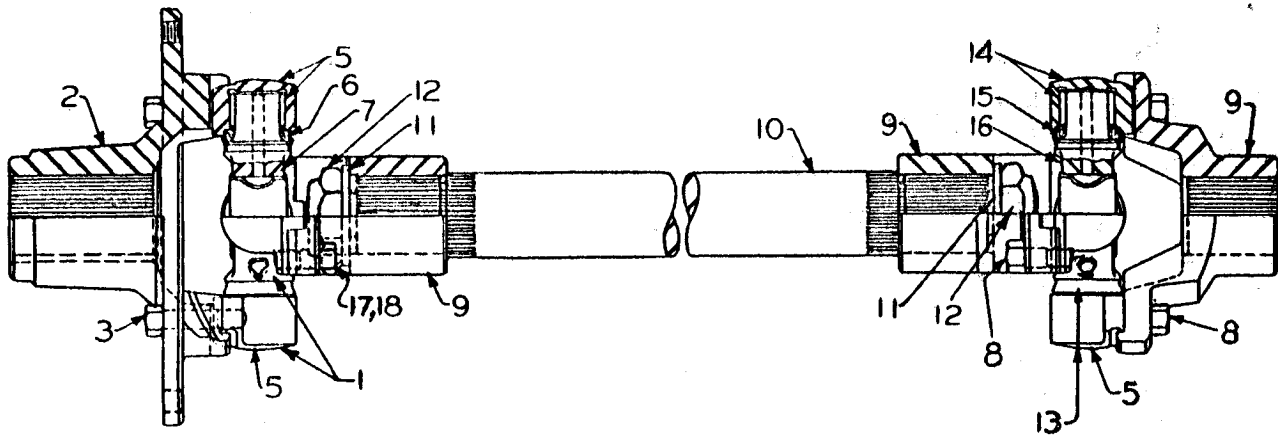


Transfer Case End

REAR SECTION OF FRONT PROPELLER SHAFT  
(SUPERSEDED)

REF. NO.	PART NO.	QUANTITY	DESCRIPTION
1	FGF-18913	1	SPIDER AND BEARING GROUP (includes Ref. Nos. 5, 6 and 7 assembled)
2	FGF-18624	1	FLANGE, brake (10 spline)
2A	FGF-19459	1	FLANGE, brake (31 involute spline)
3	FGF-8807-58	4	CAPSCREW, brake flange
5		4	BEARING GROUP (not sold separately. Order Ref. No. 1)
6	465149	4	WASHER, cork
7		1	SPIDER GROUP (not sold separately. Order Ref. No. 1)
8	WRF-1679-58	4	CAPSCREW
9	FGF-18670	1	YOKE, fitting
10	FGF-18480	1	SHAFT
11	FGF-4864	2	WASHER
12	FGF-15388	2	NUT, slotted
13	FGF-8588	1	KNUCKLE GROUP (includes Ref. Nos. 14 to 19 inclusive)
13A	FGF-8807-57	1	SPIDER AND BEARING GROUP (includes Ref. Nos. 17, 18 and 19 assembled)
14	FGF-18670	2	YOKE, fitting
15	FGF-9717-55	8	CAPSCREW
17		4	BEARING GROUP (not sold separately. Order Ref. No. 13A)
18	465149	4	WASHER, cork
19		1	SPIDER GROUP (not sold separately. Order Ref. No. 13A)



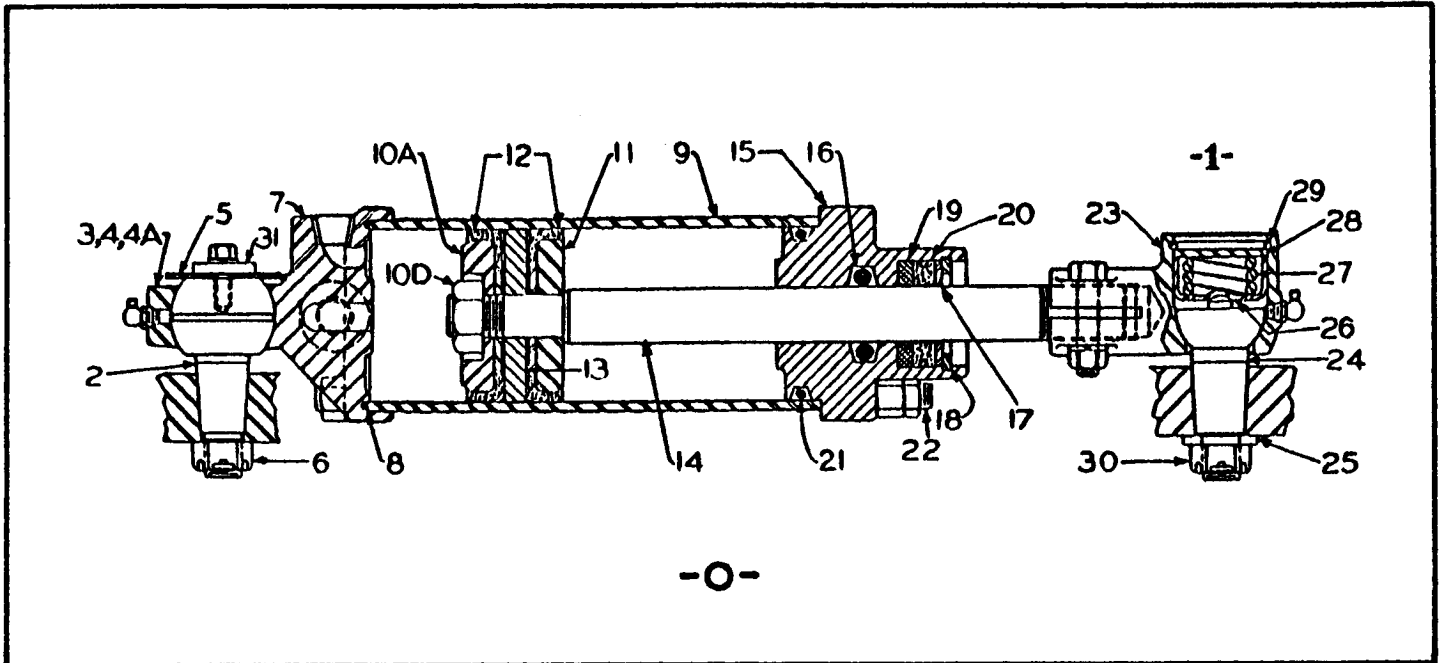


\* Transfer Case End

REAR SECTION OF FRONT PROPELLER SHAFT

REF. NO.	PART NO.	QUANTITY	DESCRIPTION
1	FGF-18913	1	SPIDER AND BEARING GROUP (includes Ref. Nos. 5, 6 and 7 assembled)
2	FGF-19459	1	FLANGE, brake (31 spline)
3	FGF-8807-58	4	CAPSCREW, brake flange
5		4	BEARING GROUP (not sold separately - Order Ref. No. 1)
6	465149	4	WASHER, cork
7		1	SPIDER GROUP (not sold separately - Order Ref. No. 1)
8	FGF-9717-55	8	CAPSCREW
9	FGF-18796	3	YOKE, fitting
10	FGF-19609	1	SHAFT
11	FGF-19581	2	WASHER
12	985013	2	NUT
13	FGF-8807-57	1	SPIDER AND BEARING GROUP (includes Ref. Nos. 14, 15 and 16 assembled)
14		4	BEARING GROUP (not sold separately - Order Ref. No. 13)
15	465149	4	WASHER, cork
16		1	SPIDER GROUP (not sold separately - Order Ref. No. 13)
17	WRF-1679-58	4	CAPSCREW
18	WRF-1679-59	4	WASHER

(Machine No. M-346-14006 and up)



-O-

RAM FOR FRONT AXLE STEERING

REF. NO.	PART NO.	QUANTITY	DESCRIPTION
0	RGU-2609	1	STEERING RAM GROUP (includes Ref. Nos. 2 to 31 inclusive)
1	RGUS-9206	1	SOCKET GROUP (includes Ref. Nos. 23 to 30 inclusive)
2	RGF-8823	1	STUD, ball
3	RGF-19042	1	CAP, ball
4	MGF-1992	4	SHIM, ball cap (.024)
4A	RGF-11856	4	SHIM, ball cap (.010)
5	RGF-3318	1	WASHER
6	734010	1	NUT, slotted
7	RG-2456	1	BASE
8	RGF-9648-69	1	"O" RING
9	RGF-16372	1	CYLINDER
10A	RGF-10805	1	SPREADER, outer
10D	HCF-14312-10	1	NUT
11	RGF-8227	1	SPREADER, inner

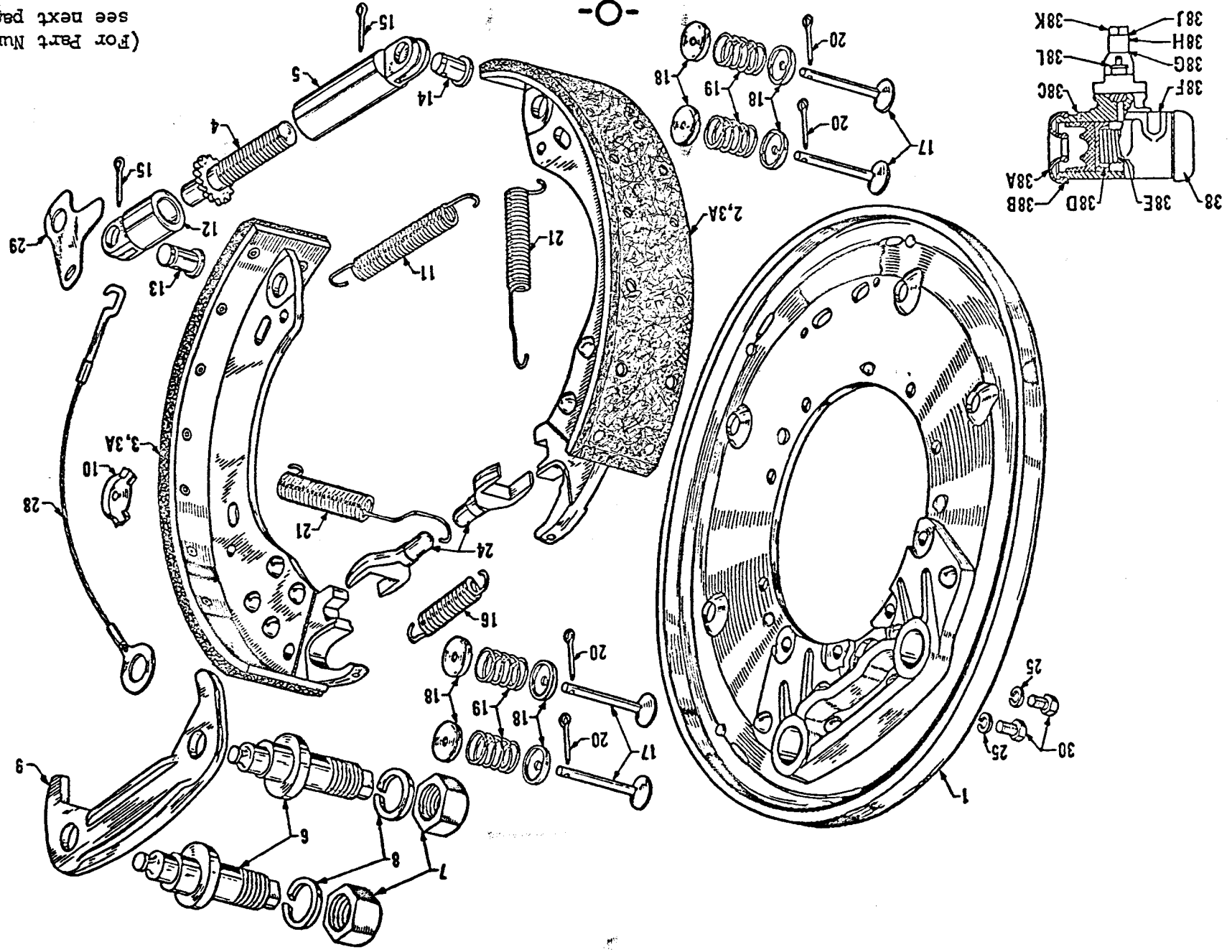
(continued)

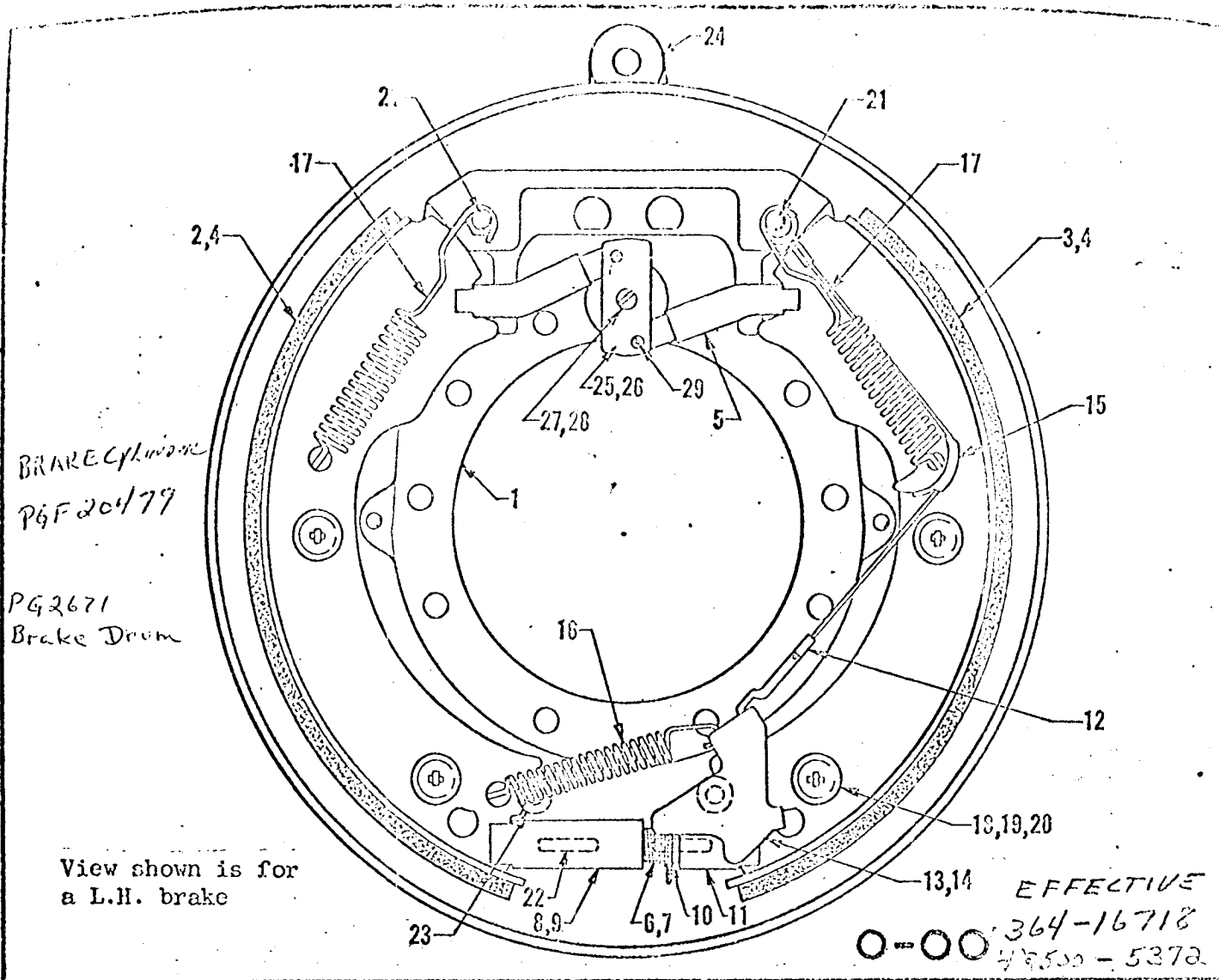
(Continued from preceding page)

REF. NO.	PART NO.	QUANTITY	DESCRIPTION
12	PGF-17086	2	CUP
13	PG-A-694	1	PISTON
14	PGF-19896	1	ROD, piston
15	PG-A-2000	1	HEAD
16	PGF-9648-27	1	"O" RING
17	PGF-13171	1	WASHER
18	PGF-4515	1	RING, snap
19	PGF-7022	1	FELT
20	PGF-7026	1	WIPER
21	PGF-9648-1	1	"O" RING
22	PGF-16374	4	ROD, tie
23	PGF-4256	1	SOCKET
24	PGF-9939	1	STUD, ball
25	PGF-9944	1	WASHER, ball stud
26	PGF-4258	1	SEAT, spring
27	PGF-4259	1	SPRING
28	PGF-4261	1	PLUG
29	PGF-4260	1	WIRE, lock
30	737009	1	NUT, slotted
31	PGF-10314	1	PLATE, washer

PROPELLER SHAFT BRAKE  
(17" X 4)

(For Part Numbers,  
see next page)





17 1/4" x 4" DSFS MECHANICAL ACTUATED BRAKES

REF. NO.	PART NO.	QUANTITY	DESCRIPTION
0	PGF-20385	1	BRAKE ASSEMBLY, R.H. - Bendix No. 323697
00	<del>PGF-20384</del>	<del>1</del>	<del>BRAKE ASSEMBLY, L.H. - Bendix No. 323695</del>
1	331372	1	BACKING PLATE & SPIDER ASSEMBLY
2	331373	1	SHOE AND LINING ASSEMBLY - L.H.
3	331374	1	SHOE AND LINING ASSEMBLY - R.H.
4	331375	1	PACKAGE, lining segments (4 ground linings and 132 rivets)
5	331376	2	LINK, connecting
6	<del>331377</del>	<del>1</del>	<del>SCREW, adjusting - L.H.</del>
7	331378	1	SCREW, adjusting - R.H.
8	<del>331379</del>	<del>1</del>	<del>NUT, pivot - L.H.</del>
9	331380	1	NUT, pivot - R.H.
10	331381	1	WASHER, adjusting screw
11	331382	1	SOCKET, adjusting screw
12	331383	1	CABLE, automatic adjusting
13	<del>331384</del>	<del>1</del>	<del>LEVER, automatic adjusting - L.H.</del>
14	331385	1	LEVER, automatic adjusting - R.H.
15	331386	1	CABLE GUIDE, automatic adjusting
16	331387	1	SPRING, adjusting screw (35# white)
17	331388	2	SPRING, shoe return (80# black)
18	331389	8	CUP, shoe hold-down spring
19	331303	4	SPRING, shoe hold-down (45# black)
20	331390	4	PIN, shoe hold-down spring
21	331391	2	PIN, shoe return
22	331342	2	COVER, adjusting
23	331392	2	COVER, probe hole
24	331393	1	CAMSHAFT AND LEVER
25	<del>331394</del>	<del>1</del>	<del>CAM, actuating - L.H.</del>
26	331395	1	CAM, actuating - R.H.
27	331396	1	SCREW
28	331397	1	WASHER, lock
29	331398	2	PIN, spring

**PROPELLER SHAFT BRAKE**  
(For illustration, see preceding page)

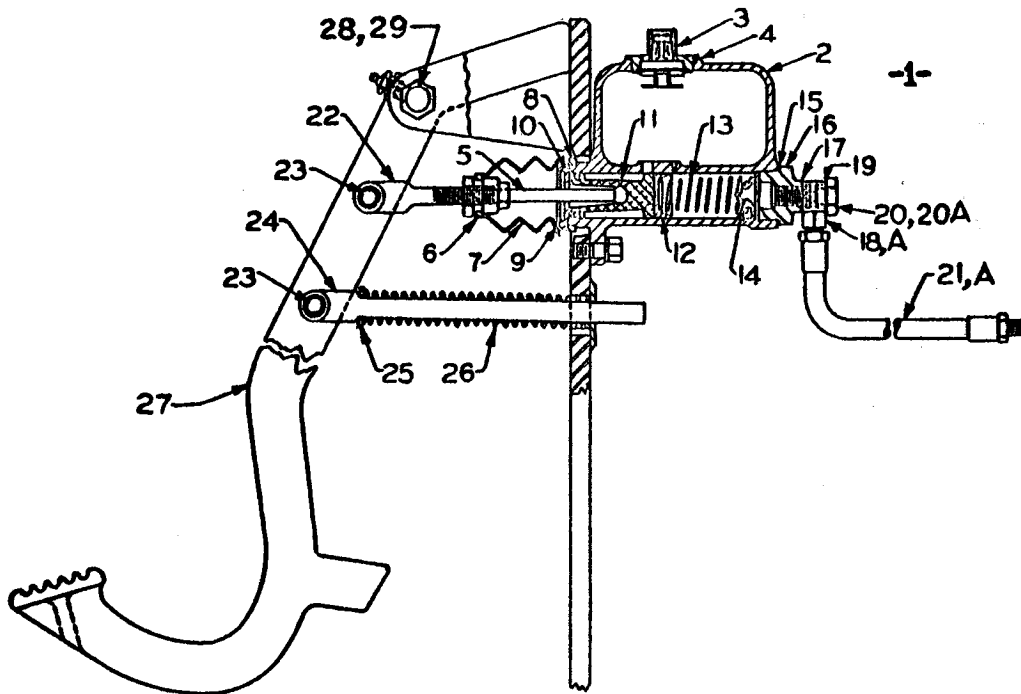
REF. NO.	PART NO.	QUANTITY	DESCRIPTION
0	PGF-17925	1	BRAKE ASSEMBLY (includes Ref. No. 1 to 37 inclusive)
1	PGF-17925-1	1	BACKING PLATE ASSEMBLY
2	PGF-17925-55	1	SHOE AND LINING ASSEMBLY - L.H. } (Also see
3	PGF-17925-56	1	SHOE AND LINING ASSEMBLY - R.H. } Ref. 3A)
3A	PGF-17925-57	1	LINING KIT (includes 2-Linings and 32-Rivets)
4	PGF-17925-19	1	SCREW, adjusting, R.H.
5	PGF-17925-22	1	NUT, pivot, R.H.
6	PGF-17925-2	2	PIN, anchor
7	PGF-17925-20	2	NUT, anchor pin
8	PGF-17925-10	2	LOCKWASHER, anchor pin
9	PGF-17925-23	1	PLATE, reinforcement - anchor pin
10	PGF-17925-14	1	GUIDE, cable - automatic adjustment
11	PGF-17925-3	1	SPRING, adjust screw (30# blue)
12	PGF-17925-16	1	SOCKET, adjust screw
13	PGF-17925-8	1	PIN, brake shoe pivot - auto adj.
14	PGF-17925-24	1	PIN, brake shoe pivot - auto adj.
15	331301	2	COTTER PIN, pivot pin (5/32" x 1-1/8")
16	PGF-17925-11	1	SPRING, shoe to shoe (50# black)
17	PGF-17925-21	4	PIN, shoe hold down
18	PGF-17925-17	8	CUP, shoe hold down
19	PGF-17925-12	4	SPRING, shoe hold down (45# black)
20	331304	4	COTTER PIN, shoe hold down (5/32" x 3/4")
21	PGF-17925-15	2	SPRING, anchor to shoe (80# red)
22	331305	1	* WASHER, anchor pin (plain 7/16" dia.)
23	PGF-17925-7	1	* WASHER, anchor pin (special)
24	PGF-18705	2	CONNECTING LINK, wheel cylinder
25	331223	2	LOCKWASHER, wheel cylinder (5/16")
26	PGF-17925-6	1	* LEVER, parking brake - R.H.
27	PGF-17925-5	1	* STRUT, parking brake lever - R.H.
28	PGF-17925-18	1	CABLE ASSEMBLY, automatic adjust.
29	PGF-17925-13	1	LEVER, automatic adjust.
30	331312	2	SCREW, wheel cylinder
31	331313	1	* SPRING, strut to lever (8# black)
32	PGF-17925-4	1	* PIN, strut to lever
33	PGF-17925-9	2	* PIN, lever to shoe and strut to shoe
34	331316	1	* CABLE RAMP
35	331317	1	* CAP, conduit bracket - backing plate
36	331318	1	* FELT SEAL, conduit bracket - backing plate
37	331319	2	* BRACKET, conduit support - frame end

**PROPELLER SHAFT BRAKE CYLINDER**

REF. NO.	PART NO.	QUANTITY	DESCRIPTION
38	PGF-17922	1	WHEEL CYLINDER (includes A to L inclusive)
38A	333129	2	BOOT
38B	333130	2	STRAP
38C	333041	2	PISTON
38D	333038	2	CUP
38E	333037	1	SPRING, return
38F	333097	1	CASTING, cylinder
38G	333051	1	GASKET
38H	333283	1	FITTING
38J	333009	1	GASKET
38K	333284	1	BOLT
38L	333146	1	SCREW, bleeder

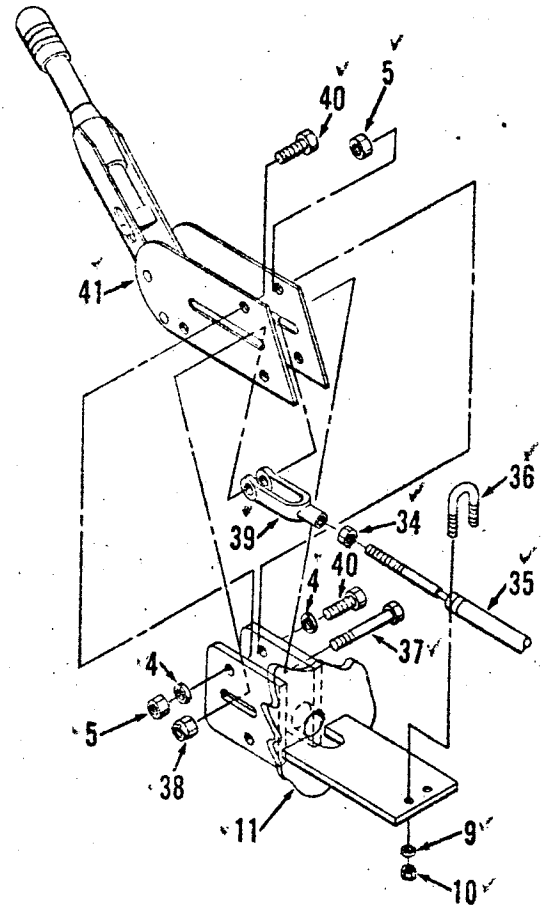
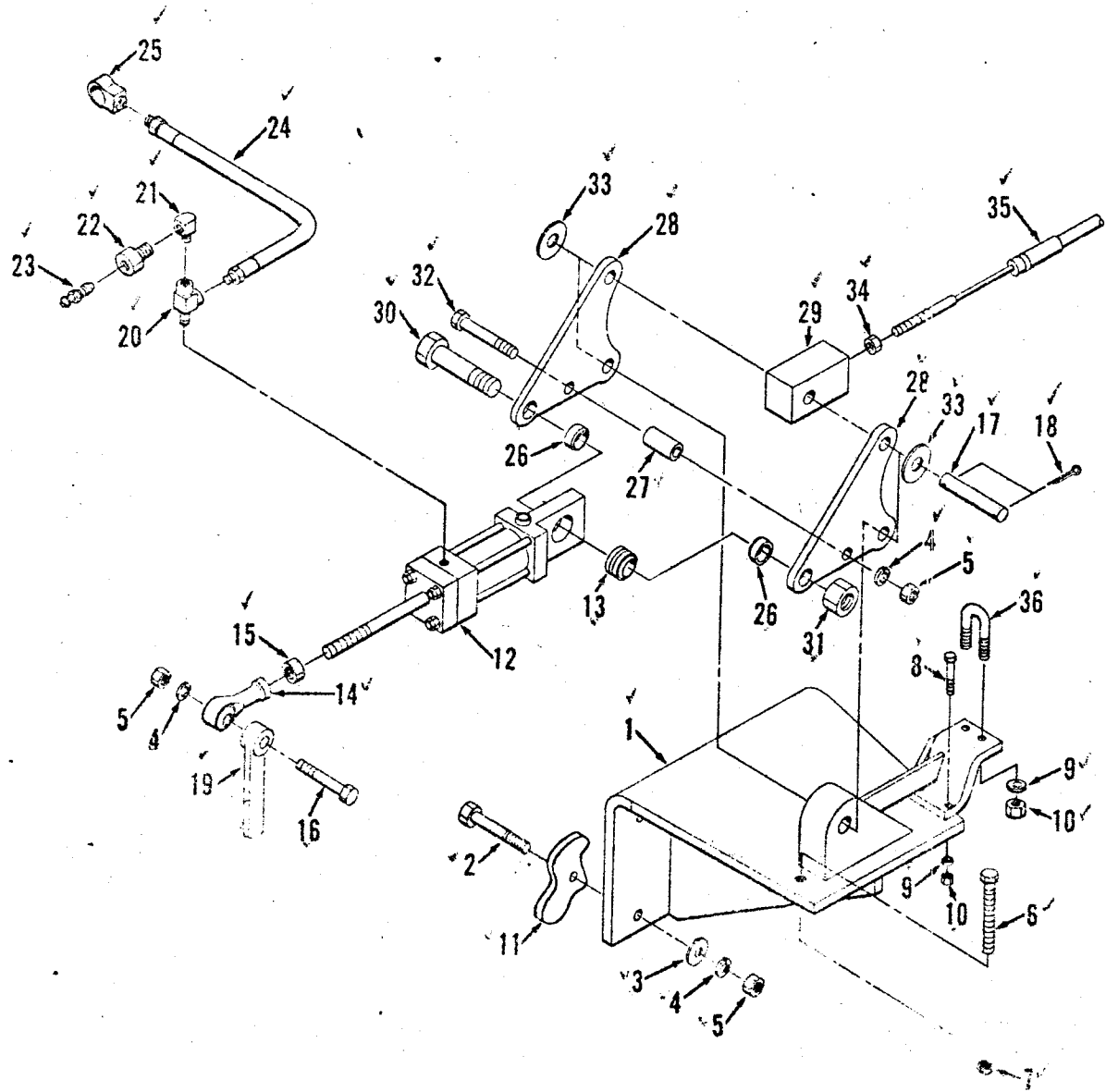
Note: \* Parts not illustrated.





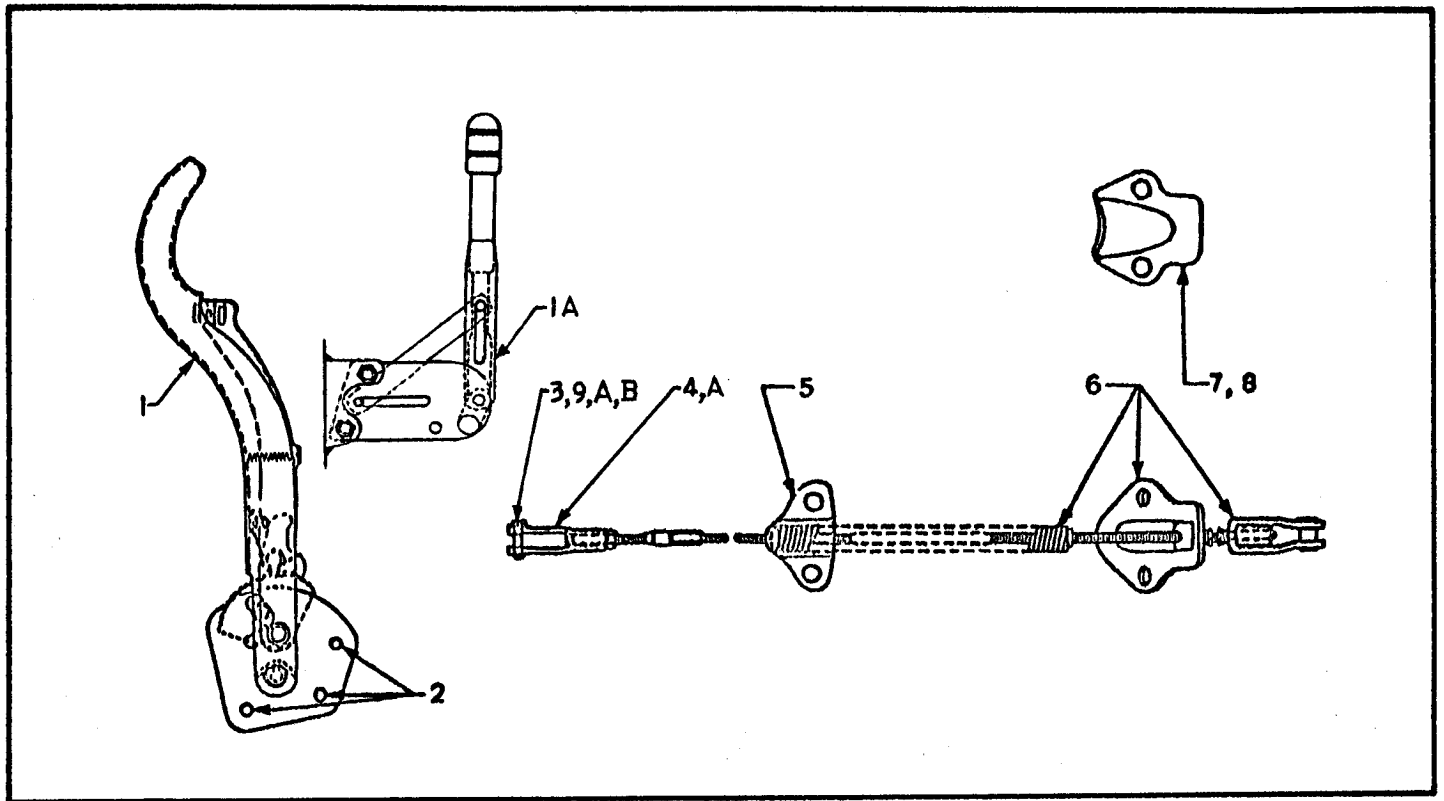
FOOT BRAKE MECHANISM  
(PROPELLER SHAFT BRAKE)

REF. NO.	PART NO.	QUANTITY	DESCRIPTION
1	PGF-9485	1	MASTER CYLINDER GROUP (includes Ref. Nos. 2 to 16 inclusive)
2	333131	1	TANK, supply
3	333151	1	PLUG, filler
4	333141	1	GASKET, filler plug
5	333082	1	LINK, piston
6	333032	1	STRAP, boot - small
7	333084	1	BOOT
8	333085	1	STRAP, boot - large
9	333107	1	WIRE, piston stop
10	333108	1	WASHER, piston stop
11	333106	1	PISTON GROUP
12	333072	1	CUP
13	333099	1	SPRING, return
14	333152	1	CHECK VALVE GROUP, dome type
15	333101	1	GASKET, head
16	333111	1	HEAD
17	PGF-10896	1	GASKET
18	PGF-14185	1	CONNECTION, outlet
18A	PGF-18726	1	FITTING (used with Ref. 21A)
19	PGF-12248	1	GASKET
20	PGF-14186	1	BOLT, fitting
20A	PGF-12249	1	BOLT, fitting - (has 1/8" NPT) (Special order for machines with stop and tail lights)
21	PGF-17560	1	HOSE
21A	PGF-18724	1	HOSE (has 1/8" - 27 N.P.T. One End)
22	PGF-9766	1	YOKE
23	783005	2	PIN
24	PGF-9767	1	ROD
25	765006	1	WASHER
26	MSF-853	1	SPRING
27	PG-1828	1	PEDAL
28	PGF-18925	1	BOLT
29	911007	1	NUT, huglock





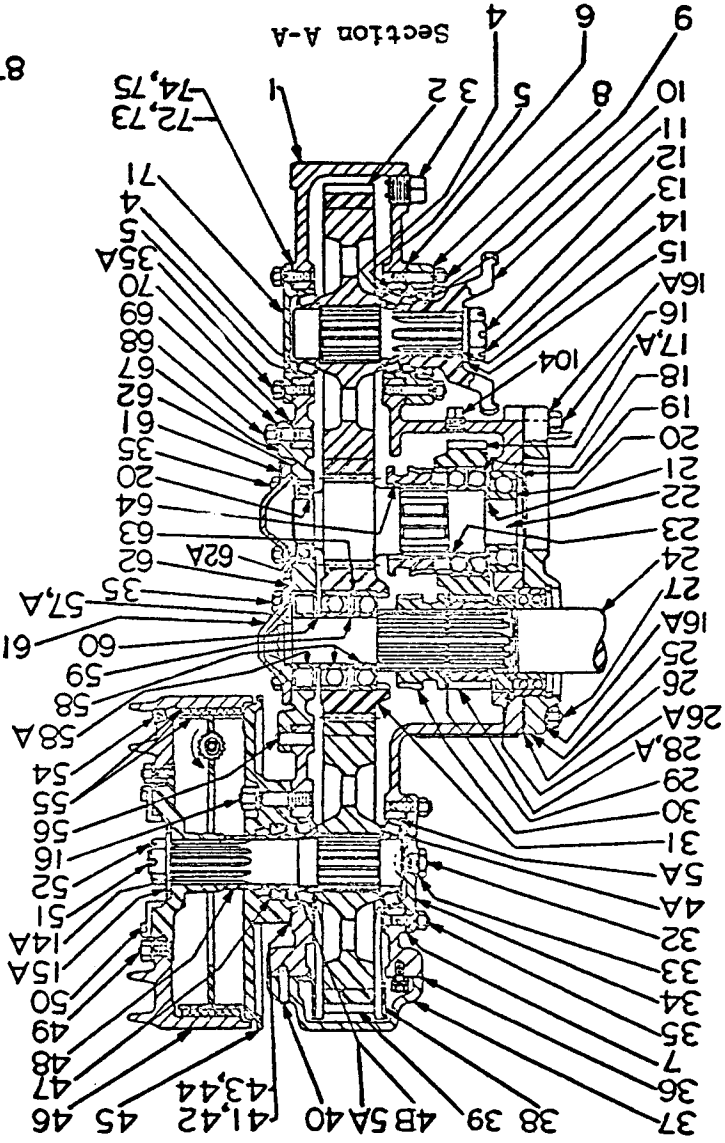




HAND BRAKE MECHANISM

REF. NO.	PART NO.	QUANTITY	DESCRIPTION
1	FGF-14797	1	HAND BRAKE, complete
1A	HCF-2463	1	HAND BRAKE, complete
2	FGF-5982	3	SPACER (for Ref. 1 only)
3	HCF-9673	1	* PIN, yoke
4	FGF-6791	1	YOKE (for Ref. 1)
4A	782003	1	YOKE (for Ref. 1A)
5	FGF-8979	1	BRACKET, conduit
6	FGF-17768	1	CABLE AND CONDUIT GROUP
7	FGF-18712	1	CAP, bracket
8	FGF-18728	1	SEAL, bracket cap
9	FGF-20035	1	@ BOLT
9A	762003	2	@ WASHER, plain
9B	997002	1	@ NUT, lock

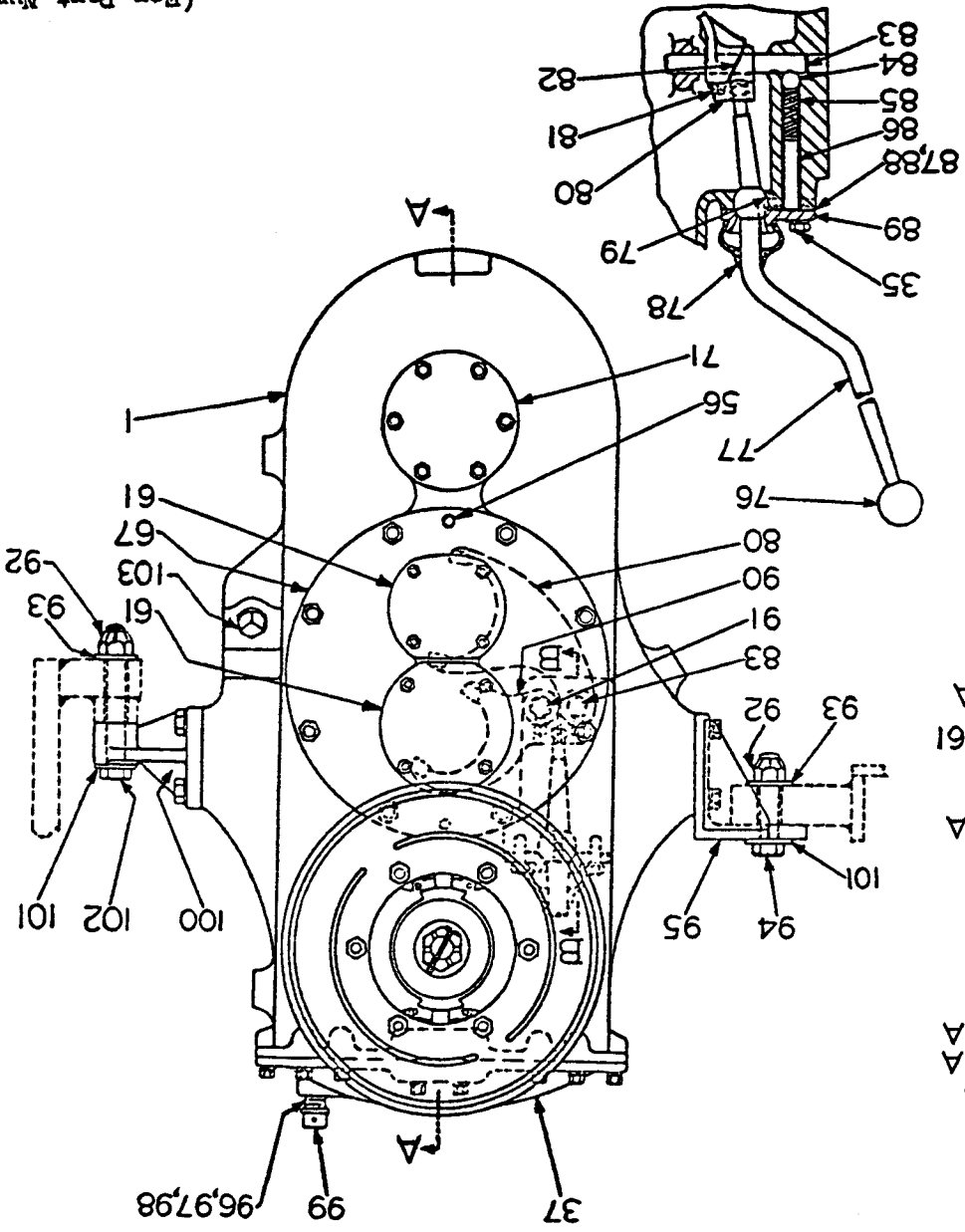
Note: \* Graders below M-14284.  
 @ Graders M-14284 and up.



-0-

TWO SPEED TRANSFER CASE  
(With 1 1/4" x 2-3/4" Brake)

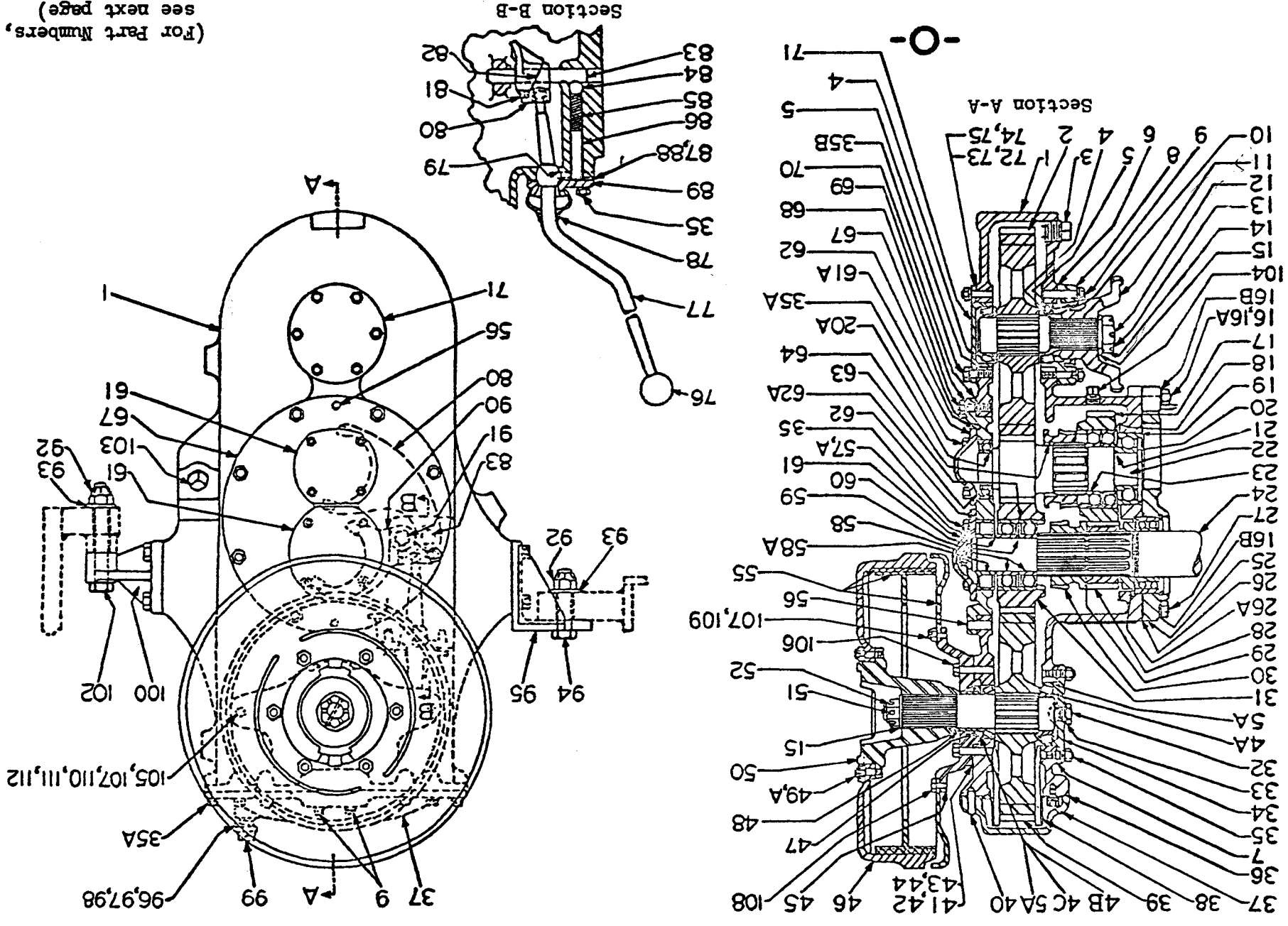
Section B-B



(For Part Numbers,  
see next page)

(For Part Numbers, see next page)

TWO SPEED TRANSFER CASE (With 17" x 4" Brake)



TWO SPEED TRANSFER CASE  
(For illustration, see preceding page)  
(Superseded)

REF. NO.	PART NO.	QUANTITY	DESCRIPTION
0		1	TRANSFER CASE GROUP
1	FGP-2607	1	GEAR HOUSING WITH BEARING SUPPORT AND STUDS (includes Ref. Nos. 56, 67 and 68)
2	FGF-14773	1	GEAR - 64 teeth 5256302
3	FGF-9014	1	PLUG, drain
4	319002	2	CONE AND ROLLERS, bearing
4A	312514	1	CONE AND ROLLERS, bearing
4B	312505	1	CONE AND ROLLERS, bearing
5	313459	2	CUP, bearing
5A	313190	2	CUP, bearing
6	FGF-14457	1	GASKET
7	FGF-13326	1	GASKET
8	FG-2318	1	CAP, bearing
9	741323	10	STUD
10	ASF-5727	1	SEAL, oil
11			YOKE, fitting (see separate page)
12	FGF-18136	1	SHAFT, driven, lower
12A	FGF-18799	1	SHAFT, driven, lower (Machines 9614 to 12984)
13	FGF-15388	1	NUT, slotted
14	FGF-4865	2	GASKET
14A	HCF-11534	1	GASKET (Machines 9614 to 12984)
14B	FGF-8521	2	GASKET
15	FGF-4864	1	WASHER
15A	FGF-8706	1	WASHER
16	FGF-16310	5	STUD
16A	FGF-18807	1	STUD (Machines 9614 to 12984)
16B	766013	8	WASHER, lock, external teeth
17	FGF-17042	1	GEAR, idler - 26 teeth 5256539
17A	FGF-18803	1	GEAR, idler - 27 teeth (use with Ref. 28A)
18	FGF-14709	1	RING, snap
19	FGF-14459	1	SPACER
20	311367	1	BEARING, ball
20A	311623	1	BEARING, ball
21	FGF-17039	1	SPACER, bearing
22	FGF-18252	1	COUNTERSHAFT IDLER GEAR - 19 teeth 5256633
23	311429	1	BEARING, ball
24			MAIN SHAFT, transmission
25			CASE, transmission
26			GASKET, transmission case
26A			NUT, bearing retainer
27	FGF-11645	2	STUD
28	FGF-11339	1	PINION, drive - 15 teeth 5256046
28A	FGF-18800	1	PINION, drive - 16 teeth (use with Ref. 17A)
29	FGF-13557	1	RING, snap
30	FGF-8426	1	GEAR, shifter clutch - 21 teeth
31	FGF-15870	1	GEAR, drive - 35 teeth 5256411
32	FGF-3849	1	PLUG (not required when odometer is used)
33	FGF-4217	1	GASKET, plug
34	FG-2292	1	CAP, bearing
35	FGF-8433	12	STUD
35A	741319	14	BOLT
35B	HCF-1341	6	STUD (Machines 9614 to 12984)
36	FGF-10376	1	GASKET, cover
37	FG-1859	1	COVER, gear housing
38	FGF-10425	2	COLLECTOR, oil
39	FGF-14771	1	GEAR - 64 teeth 5256301
40	FGF-8815	2	PIN, dowel
41	FGF-13533	As req'd	SHIM (.005)
42	FGF-13532	As req'd	SHIM (.007)
43	FGF-13531	As req'd	SHIM (.020)
44	FGF-13534	2	GASKET
45	FG-2606	1	HUB, backing plate
46	FG-2616	1	DRUM, brake
47	194417	1	SEAL, oil

(continued)



(Continued from preceding page)

REF. NO.	PART NO.	QUANTITY	DESCRIPTION
48	FGF-18890	1	SPACER
49	FGF-17928	8	STUD
49A	911005	8	NUT
50			FLANGE, brake (see separate page)
51	FGF-13149	1	SHAFT, driven, upper
52	FGF-8708	1	NUT, slotted
55			PROPELLER SHAFT BRAKE GROUP (see separate page)
56	FGF-10589	2	PIN, dowel
57	FGF-16117	1	WASHER, main shaft bearing
57A	911008	1	NUT, huglock (for main shaft)
58	311392	2	BEARING, ball
58A	318546	1	BEARING, roller
59	FGF-14705	1	SPACER, bearing
60	FGF-17170	1	SPACER
61	FG-2454	1	CAP, bearing
61A	FG-2542	1	CAP, bearing
62	FGF-14704	2	GASKET
62A	FGF-17041	3	SHIM (.010)
63	FGF-14708	1	RING, snap
64	FGF-17043	1	GEAR, shifter clutch - 24 teeth
67	FG-2588	1	SUPPORT, bearing
68	FGF-16347	8	STUD
69	766011	8	WASHER, lock, external teeth
70	FGF-10375	1	GASKET
71	FG-2294	1	CAP, bearing
72	FGF-14715	As req'd	SHIM (.005)
73	FGF-14716	As req'd	SHIM (.007)
74	FGF-14717	As req'd	SHIM (.020)
75	FGF-14718	2	GASKET
76	FGF-7721	1	BALL, shift lever
77	FGF-18326	1	LEVER, shift
78	FGF-9157	1	COVER, dust
79	FGF-18308	1	PIN, lock, shift lever
80	FG-1922	1	FORK, shift - low range
81	FGF-11675	2	SCREW, lock
82	FGF-11756	2	WIRE, locking
83	FGF-15874	1	ROD, shift - low range
84	FGF-8638	2	BALL
85	FGF-16128	2	SPRING
86	FGF-16126	2	SPACER, spring
87	FGF-10843	6	SHIM (.005)
88	FGF-10871	2	GASKET
89	FG-1949	1	SOCKET, shift lever
90	FG-1923	1	FORK, shift - high range
91	FGF-15875	1	ROD, shift - high range
92	914008	2	NUT, huglock
93	FGF-8867	2	WASHER (1/4")
94	742833	1	BOLT, right hand support
95	FGF-14474	1	SUPPORT, right hand
96	FGU-1741-A	1	BREATHER GROUP (includes Ref. Nos. 97, 98 and 99)
97	FGP-9974	1	TUBE WITH PIN
98	FGF-10037	1	ELEMENT
99	FGF-5166	1	CAP
100	FGF-18746	1	SUPPORT, left hand
101	762009	2	WASHER, plain (5/32")
102	742837	1	BOLT, left hand support
103	810005	1	PLUG, oil level and filler
104	810001	1	PLUG, drain
105	FGF-18255	2	STUD
106	978312	7	PLACE BOLT
107	911004	6	NUT
108	978156	4	PLACE BOLT
109	FGF-18038	4	STUD
110	FGF-18903-1	3	SHIM (.005)
111	FGF-18903-2	3	SHIM (.007)
112	FGF-18903-3	1	SHIM (.020)

TWO SPEED TRANSFER CASE  
 (For illustration, see preceding page)  
 (Effective Machine No. 12984 and Up)

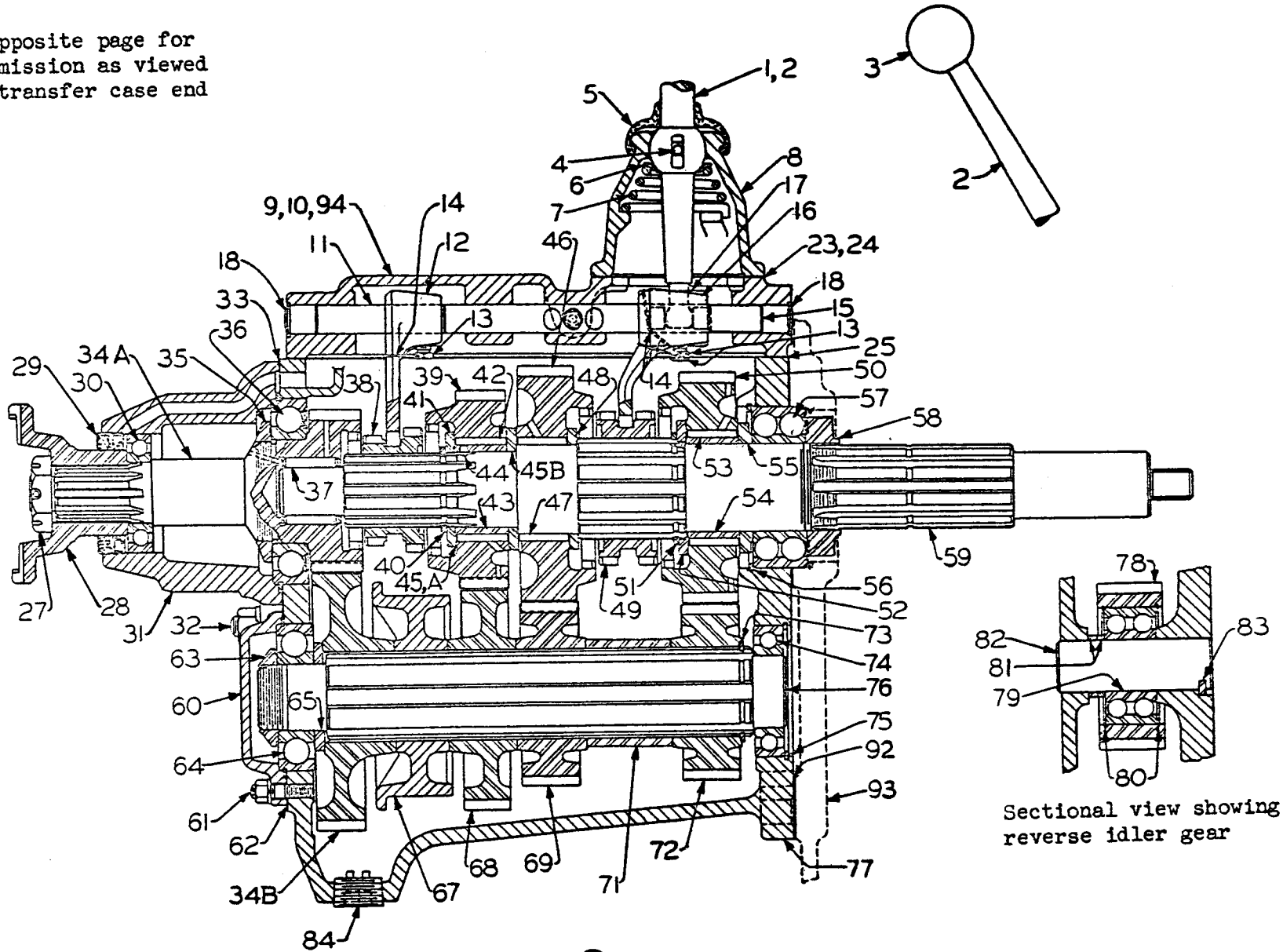
REF. NO.	PART NO.	QUANTITY	DESCRIPTION
0		1	TRANSFER CASE GROUP (part of FGU-3372)
1	FGP-2607	1	GEAR HOUSING WITH BEARING SUPPORT AND STUDS (includes Ref. Nos. 56, 67 and 68)
2	FGF-14773	1	GEAR - 64 teeth
3	FGF-9014	1	PLUG, drain
4	319002	2	CONE AND ROLLERS, bearing
4A	312514	1	CONE AND ROLLERS, bearing
4B	312505	1	CONE AND ROLLERS, bearing (used with Ref. 51)
4C	312507	1	CONE AND ROLLERS, bearing (used with Ref. 51A)
5	313459	2	CUP, bearing
5A	313190	2	CUP, bearing
6	FGF-14457	1	GASKET
7	FGF-13326	1	GASKET
8	FG-2318	1	CAP, bearing
9	741323	10	STUD
10	ASF-5727	1	SEAL, oil
11			YOKE, fitting (see separate page)
12	FGF-19597	1	SHAFT, driven - lower
13	985013	1	NUT, slotted
14	FGF-19844	1	GASKET
15	FGF-19581	2	WASHER
16	FGF-16310	5	STUD
16A	FGF-18807	1	STUD
16B	766013	8	WASHER, lock, external teeth
17	FGF-18803	1	GEAR, idler - 27 teeth (use with Ref. 28)
18	FGF-14709	1	RING, snap
19	FGF-14459	1	SPACER
20	311367	1	BEARING, ball
20A	311623	1	BEARING, ball
21	FGF-17039	1	SPACER, bearing
22	FGF-18252	1	COUNTERSHAFT IDLER GEAR - 19 teeth
23	311429	1	BEARING, ball
24			MAIN SHAFT, transmission
25			CASE, transmission
26			GASKET, transmission case
26A			NUT, bearing retainer
27	FGF-11645	2	STUD
28	FGF-18800	1	PINION, drive - 16 teeth (use with Ref. 17)
29	FGF-13557	1	RING, snap
30	FGF-8426	1	GEAR, shifter clutch - 21 teeth
31	FGF-15870	1	GEAR, drive - 35 teeth
32	FGF-3849	1	PLUG (not required when odometer is used)
33	FGF-4217	1	GASKET, plug
34	FG-2292	1	CAP, bearing
35	FGF-8433	12	STUD
35A	741319	14	BOLT
35B	HCF-1341	6	STUD
36	FGF-10376	1	GASKET, cover
37	FG-1859	1	COVER, gear housing
38	FGF-10425	2	COLLECTOR, oil
39	FGF-14771	1	GEAR - 64 teeth
40	FGF-8815	2	PIN, dowel
41	FGF-13533	As req'd	SHIM (.005)
42	FGF-13532	As req'd	SHIM (.007)
43	FGF-13531	As req'd	SHIM (.020)
44	FGF-13534	2	GASKET
45	FG-2606	1	HUB, backing plate
46	FG-2616	1	DRUM, brake
47	194417	1	SEAL, oil
48	FGF-19456	1	SPACER
49	FGF-17928	8	STUD
49A	911005	8	NUT
50			FLANGE, brake (see separate page)

(see  
3-speed  
transmission  
page)

(Continued from preceding page)

REF. NO.	PART NO.	QUANTITY	DESCRIPTION
51	FGF-19458	1	SHAFT, driven - upper (used with Ref. 4B) (order Ref. 4C And 51A)
51A	FGF-19937	1	SHAFT, driven - upper (used with Ref. 4C)
52	985013	1	NUT
55			PROPELLER SHAFT BRAKE GROUP (see separate page)
56	FGF-10589	2	PIN, dowel
57	FGF-16117	1	WASHER, main shaft bearing
57A	911008	1	NUT, huglock (for main shaft)
58	311392	2	BEARING, ball
58A	318546	1	BEARING, roller
59	FGF-14705	1	SPACER, bearing
60	FGF-17170	1	SPACER
61	FG-2454	1	CAP, bearing
61A	FG-2542	1	CAP, bearing
62	FGF-14704	2	GASKET
62A	FGF-17041	3	SHIM (.010)
63	FGF-14708	1	RING, snap
64	FGF-17043	1	GEAR, shifter clutch - 24 teeth
67	FG-2588	1	SUPPORT, bearing
68	FGF-16347	8	STUD
69	766011	8	WASHER, lock, external teeth
70	FGF-10375	1	GASKET
71	FG-2294	1	CAP, bearing
72	FGF-14715	As req'd	SHIM (.005)
73	FGF-14716	As req'd	SHIM (.007)
74	FGF-14717	As req'd	SHIM (.020)
75	FGF-14718	2	GASKET
76	FGF-19504	1	BALL, shift lever
77	FGF-18326	1	LEVER, shift
78	FGF-9157	1	COVER, dust
79	FGF-18308	1	PIN, lock, shift lever
80	FG-1922	1	FORK, shift - low range
81	FGF-11675	2	SCREW, lock
82	FGF-11756	2	WIRE, locking
83	FGF-15874	1	ROD, shift - low range
84	FGF-8638	2	BALL
85	FGF-16128	2	SPRING
86	FGF-16126	2	SPACER, spring
87	FGF-10843	6	SHIM (.005)
88	FGF-10871	2	GASKET
89	FG-1949	1	SOCKET, shift lever
90	FG-1923	1	FORK, shift - high range
91	FGF-15875	1	ROD, shift - high range
92	914008	2	NUT, huglock
93	FGF-8867	2	WASHER (1/4")
94	742832	1	BOLT, right hand support
95	FGF-14474	1	SUPPORT, right hand
96	FGU-1741-A	1	BREATHER GROUP (includes Ref. Nos. 97, 98 and 99)
97	FGP-9974	1	TUBE WITH PIN
98	FGF-10037	1	ELEMENT
99	FGF-5166	1	CAP
100	FGF-18746	1	SUPPORT, left hand
102	742833	1	BOLT, left hand support
103	810005	1	PLUG, oil level and filler
104	810001	1	PLUG, drain
105	FGF-18255	2	STUD
106	FGF-16310	7	STUD, brake hub
107	911004	6	NUT
108	978156	4	PLACE BOLT
109	FGF-18038	4	STUD
110	FGF-18903-1	3	SHIM (.005)
111	FGF-18903-2	3	SHIM (.007)
112	FGF-18903-3	1	SHIM (.020)

See opposite page for transmission as viewed from transfer case end

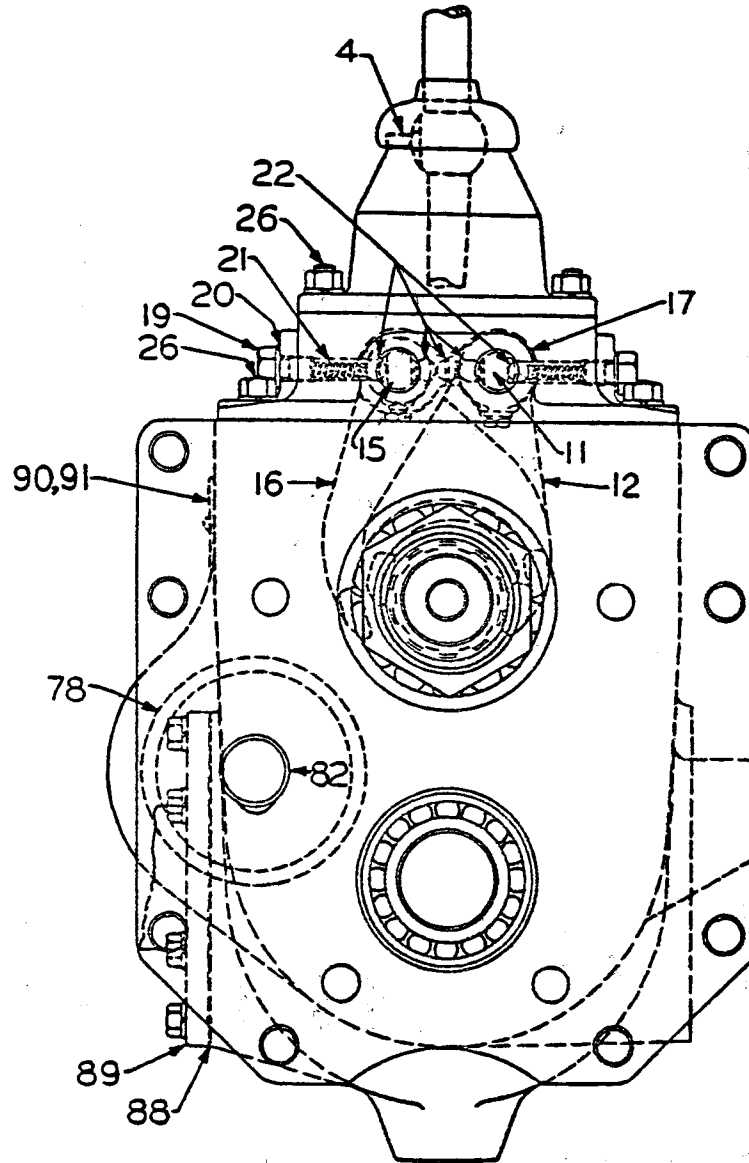


-O-

THREE SPEED MANUAL SHIFT TRANSMISSION

(Effective Machine # T-365-9548 and up)

See opposite page for  
cross section side view  
of transmission



-O-

THREE SPEED MANUAL SHIFT TRANSMISSION

(For Part Numbers,  
see next page)

**THREE SPEED MANUAL SHIFT TRANSMISSION**  
(For illustration, see preceding page)

REF. NO.	PART NO.	QUANTITY	DESCRIPTION
0	FGU-8125-C	1	TRANSMISSION, COMPLETE (includes Ref. Nos. 9 to 94 inclusive, except 92 and 93)
1	FGU-2724	1	GEAR SHIFT LEVER GROUP (includes Ref. Nos. 2 to 8 inclusive)
2	FGF-16202	1	LEVER, gear shift
3	FGF-19504	1	BALL, gear shift lever
4	FGF-9130	1	LOCK PIN, shift lever
5	FGF-9157	1	DUST COVER, shift tower
6	FGF-9122	1	SEAT, shift lever spring
7	FGF-9123	1	SPRING, shift lever
8	FG-2487	1	TOWER, shift
9	FGU-1738-A	1	TRANSMISSION CASE COVER GROUP (includes Ref. Nos. 10 to 22 inclusive)
10	FG-1868	1	COVER
11	FGF-19465	1	SHIFT ROD, 2nd & high
12	FGPA-9127	1	SHIFT FORK, 2nd & high (includes one of Ref. No. 13)
13	FGF-11675	3	SCREW, shift fork locking
14	FGF-9738	3	WIRE, shift fork locking screw
15	FGF-19466	1	SHIFT ROD, low and reverse
16	FGPA-9126	1	SHIFT FORK, low and reverse (includes one of Ref. No. 13)
17	FGF-9159	1	SHIFT LUG, 2nd & high
18	164032	3	PLUG, expansion
19	FGF-9132	2	CAPSCREW, shift rod lock
20	FGF-5717	2	WASHER, shift rod lock capscREW
21	FGF-18849	2	SPRING, shift rod lock
22	021003	5	BALL, shift rod lock spring
23	FGF-9102	1	GASKET, shift tower
24	FGF-10059	1	GUARD, oil
25	FGF-19631	1	GASKET, transmission cover
26	FGF-8433	12	STUD
27	FGF-9133	1	NUT, slotted
28		1	YOKE, fitting (see prop. shaft page)
29	FGF-3216	1	SEAL, oil
30	311167	1	BEARING, ball
31	FG-1739	1	HOUSING, bearing support

(continued)

(continued from preceding page)

REF. NO.	PART NO.	QUANTITY	DESCRIPTION
32	FGF-9091	6	STUD, housing to case
33	FGF-9125	1	GASKET, bearing housing
34A	FGF-9066	1	PINION, drive - 24 teeth
34B	FGF-9067	1	GEAR, CS driven - 42 teeth
35	FGF-9082	1	NUT, drive pinion bearing retainer
36	311596	1	BEARING, drive pinion
37	318446	1	MS BEARING, roller
38	FGF-9068	1	SHIFTER CLUTCH GEAR, MS 2nd and high speed - 14 and 16 teeth
39	FGF-9070	1	MS PINION, 2nd speed - 30 teeth
40	FGF-9120	1	SNAP RING, 2nd speed pinion
41	FGF-9063	1	SPLINED THRUST WASHER, 2nd speed pinion
42	FGF-9084	42	ROLLER, 2nd speed pinion
43	FGF-9069	1	SLEEVE, 2nd speed pinion bearing
44	FGF-9116	1	DOWEL PIN, bearing sleeve
45	FGF-14436	1	SHIM, 2nd speed pinion - .005" thick
45A	FGF-14437	1	SHIM, 2nd speed pinion - .007" thick
45B	FGF-9115	1	THRUST WASHER, 2nd speed pinion
46	FGF-9072	1	MS GEAR, low speed - 38 teeth
47	FGF-9084	42	ROLLER, MS low speed gear
48	FGF-9114	1	THRUST WASHER, low speed gear
49	FGF-9074	1	SHIFTER CLUTCH GEAR, MS low speed and reverse - 20 teeth
50	FGF-18793	1	MS GEAR, reverse - 31 teeth
51	FGF-9119	1	SNAP RING, MS reverse gear
52	FGF-9062	1	SPLINED THRUST WASHER, MS reverse gear
53	FGF-9084	48	ROLLER, MS reverse gear
54	FGF-9075	1	SLEEVE, MS reverse gear bearing
55	FGF-9134	1	THRUST WASHER, MS bearing
56	FGF-9158	1	SNAP RING, MS bearing
57	311429	1	MS BEARING, ball
58	FGF-11405	1	NUT, MS bearing retainer
59	FGF-16118	1	MAIN SHAFT
60	FG-1736	1	CAP, CS bearing
61	BRF-1894	4	STUD, bearing cap to case

MS = Main Shaft  
CS = Countershaft

483B

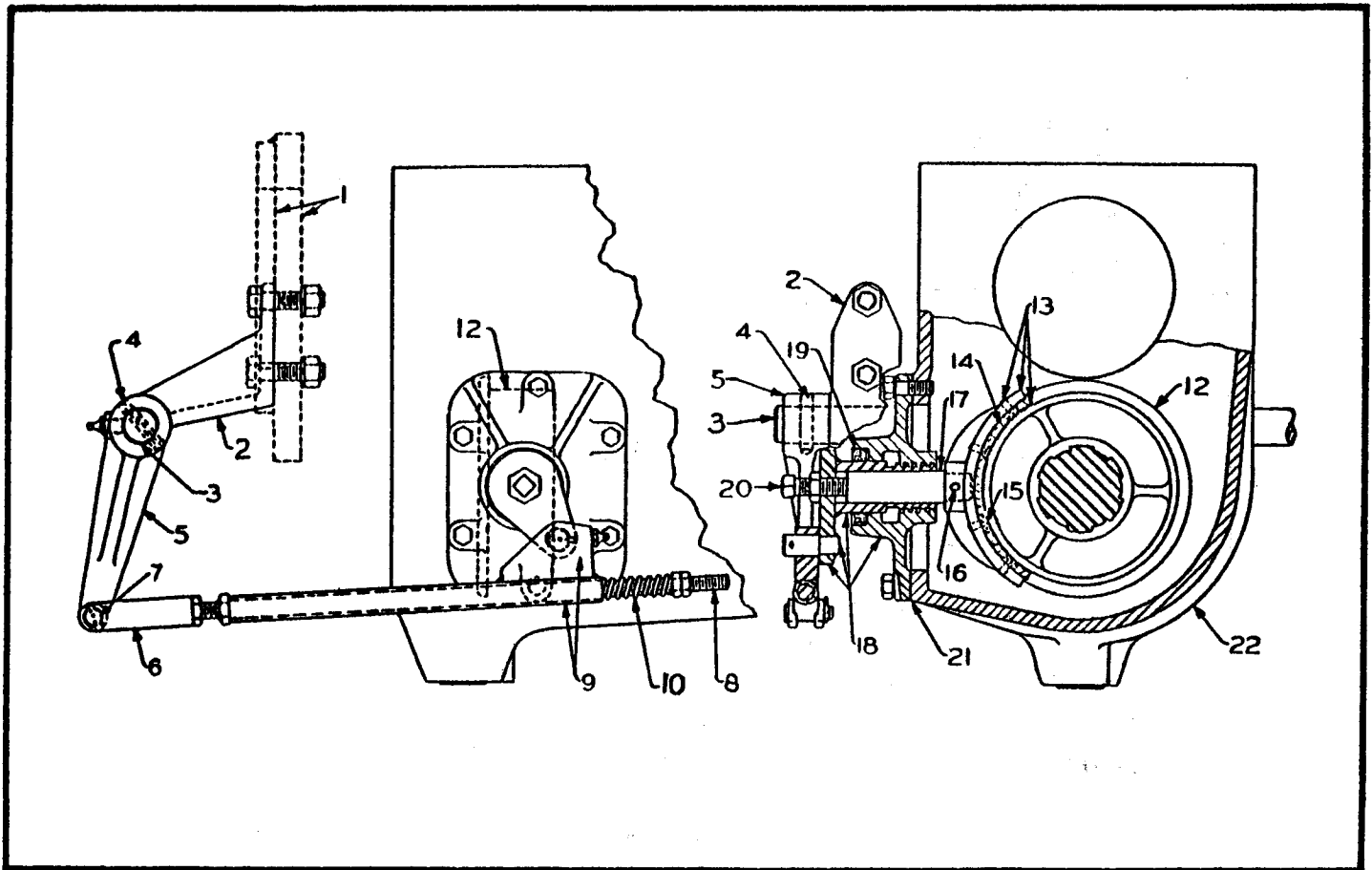
(continued)

(Continued from preceding page)

REF. NO.	PART NO.	QUANTITY	DESCRIPTION
62	FGF-9110	1	GASKET, CS bearing cap
63	FGF-9083	1	NUT, CS bearing adjusting
64	311368	1	CS BALL BEARING WITH SNAP RING
65	FGF-9118	1	THRUST WASHER, CS driven gear
67	FG-1732	1	DRUM, clutch brake
68	FGF-9071	1	CS GEAR, 2nd speed - 36 teeth
69	FGF-9073	1	CS PINION, low speed - 28 teeth
71	FGF-14187	1	SPACER, pinion
72	FGF-18763	1	PINION, CS reverse - 32 teeth
73	FGF-9117	1	SNAP RING, CS reverse pinion
74	311322	1	CS BEARING, ball
75	ASF-3268	1	RING, snap, CS bearing
76	FGF-9064	1	COUNTERSHAFT
77	FG-2614	1	CASE, transmission
78	FGF-9077	1	GEAR, reverse idler - 25 teeth
79	311447	1	BEARING, reverse idler gear
80	FGF-9121	2	SNAP RING, reverse idler gear bearing
81	FGF-18761	2	SPACER, reverse idler gear bearing
82	FGF-9109	1	SHAFT, reverse idler
83	111010	1	KEY, reverse idler shaft
84	FGF-10846	1	PLUG, drain
88	FGF-9864	1	GASKET, clutch brake bracket
89	FGF-8972	1	CLUTCH BRAKE SCREW AND BRACKET
90	FGF-17641	1	PLATE, identification, transmission
91	751020	2	SCREW, drive (for Ref. 90)
92	FGF-8479	1	GASKET, transmission case
93			CASE, transfer (see separate page)
94	FGF-19632	2	PIN, dowel, cover

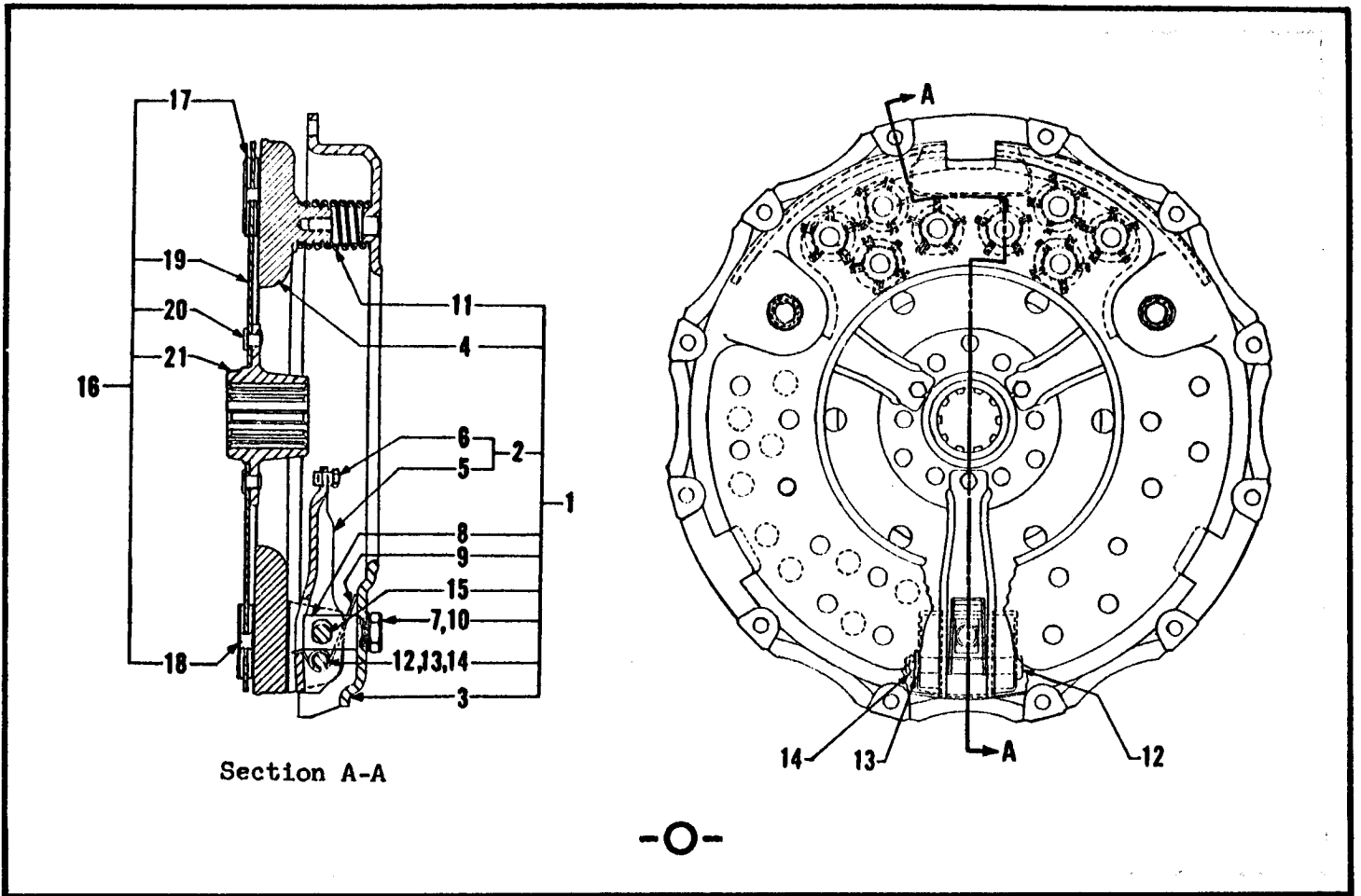
CS = Countershaft





TRANSMISSION BRAKE FOR 3-SPEED MANUAL SHIFT TRANSMISSION

REF. NO.	PART NO.	QUANTITY	DESCRIPTION
1			SUPPORT, transmission (see separate page)
2	PG-1769	1	HANGER, cross rod
3	PGF-9260	1	ROD, cross
4	PGF-9264	1	PIN, cross rod
5	PG-1768	1	LEVER
6	782005	1	YOKE
7	783005	1	PIN, yoke
8	PGF-8895	1	ROD, pull
9	PGF-8970	1	TUBE
10	PGF-7610	1	SPRING
12			DRUM, brake (see separate page)
13	FGP-1414	1	SHOE WITH LINING AND RIVETS (includes Ref. Nos. 14, 15, 16 and 17)
14	PGF-7590	1	LINING
15	713128	6	RIVET, tubular
16	BDF-345	1	PIN
17	PGF-8828	1	SHAFT
18	PGF-8972	1	SCREW AND BRACKET ASSEMBLY
19	PGF-8857	1	SEAL, oil
20	755095	1	SETSCREW, cup point
21	PGF-9864	1	GASKET
22			TRANSMISSION (see separate page)



**CLUTCH (DRIVING)**  
 (ON PACER 345 & 346 - SUPER 365 & 366)

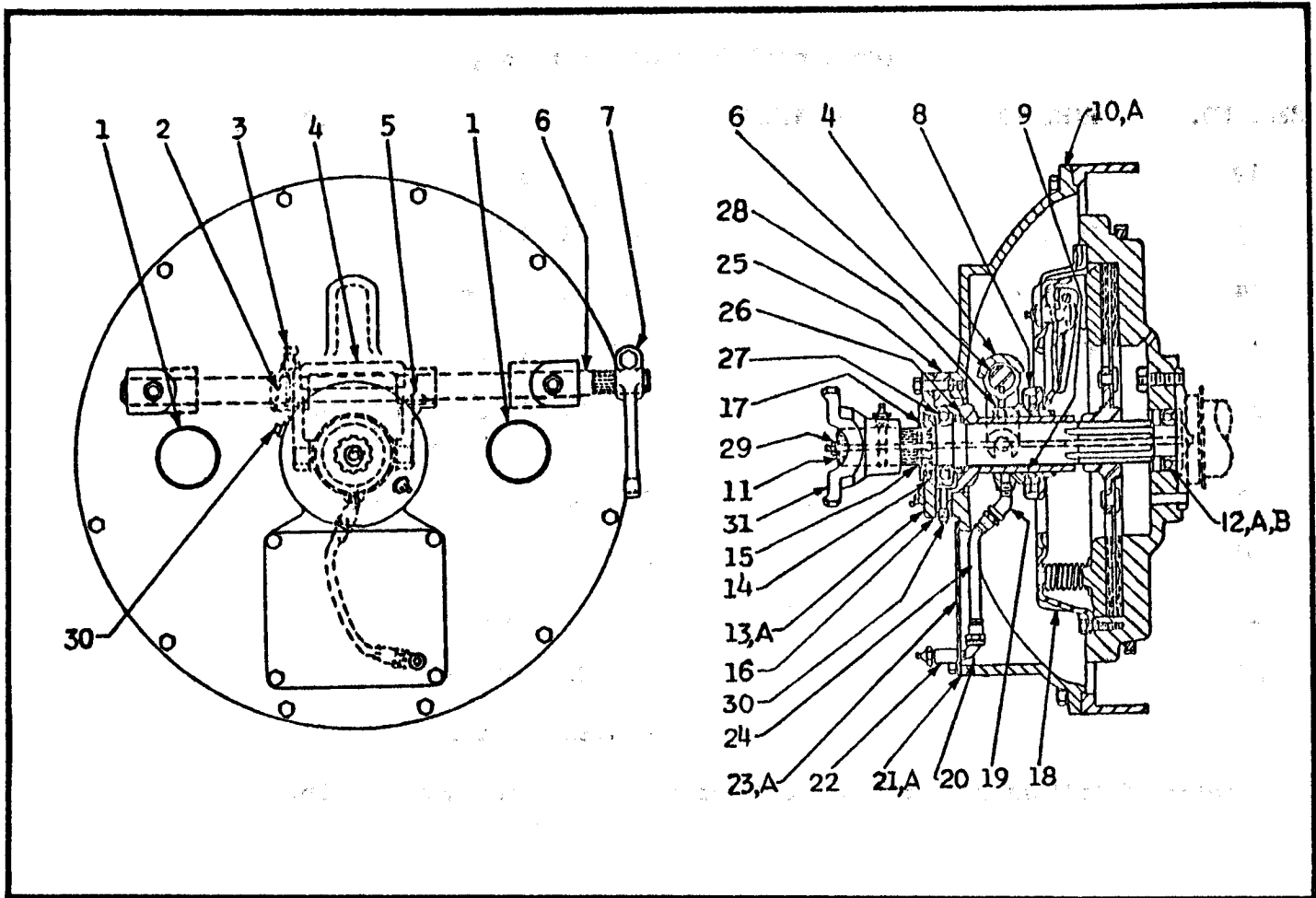
REF. NO.	PART NO.	QUANTITY	DESCRIPTION
0	PGF-19066	1	CLUTCH GROUP, complete (15")
1	382481	1	COVER GROUP (includes Ref. 3 to 15 inclusive)
2	382344	3	LEVER GROUP (includes Ref. 5 and 6)
3	382342	1	PLATE, back
4	382343	1	PLATE, pressure
5	382345	3	LEVER
6	382346	3	SCREW, adjustment
7	382347	3	WASHER, shakeproof
8	382348	3	BLOCK, lever pivot
9	382349	3	SPRING, torsion
10	382350	3	NUT, jam
11	382482	24	SPRING, pressure

(continued)

(Continued from preceding page)

REF. NO.	PART NO.	QUANTITY	DESCRIPTION
12	382480	3	PIN, lever
13	382131	3	WASHER, lever pin
14	382479	3	RING, retainer
15	382352	3	PIN, lever pivot
16	382483	1	DRIVEN MEMBER GROUP (includes Ref. Nos. 17 to 21 inclusive)
17		24	* FACING
18		12	* RIVET
19		1	* PLATE, clutch
20		12	* RIVET, flat head
21		1	* CENTER, splined

Note: \* Indicates parts not sold separately. Order Ref. No. 16.



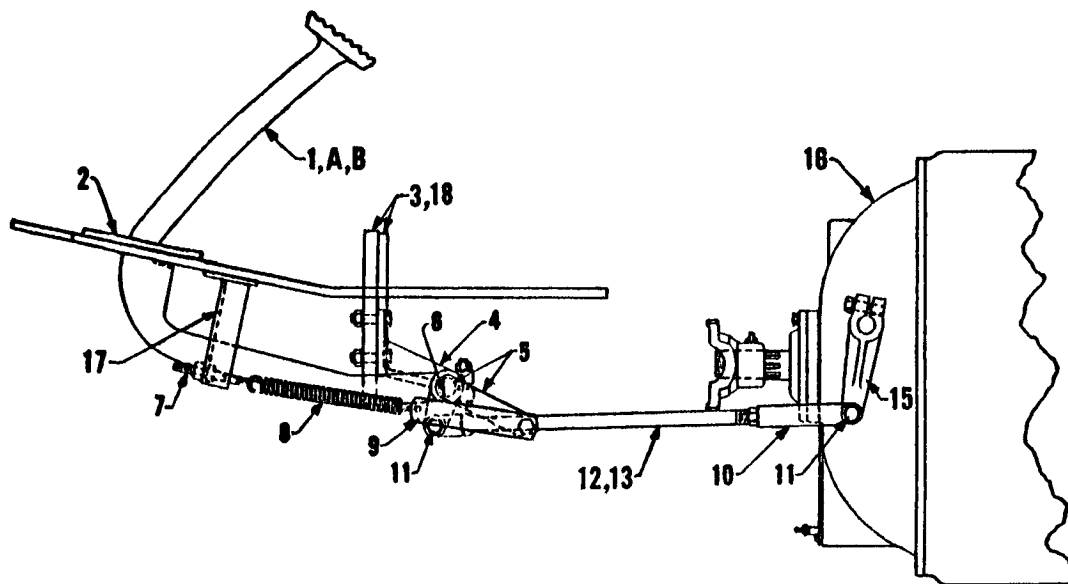
CLUTCH AND SHAFT ASSEMBLY FOR DRY CLUTCH DRIVE

REF. NO.	PART NO.	QUANTITY	DESCRIPTION
1	BTF-872	2	BREATHER (Pacer 345 - Super 365)
2	PGF-9738	1	WIRE, lock
3	PGF-9269	1	SCREW, clutch yoke lock
4	PG-2015	1	YOKE, clutch throwout
5	111010	1	KEY, yoke
6	HCF-2823	1	SHAFT, clutch yoke
7	PGF-8978	1	LEVER
8	PGF-11576	1	BEARING, clutch throwout
9	PGF-11577	1	PIN, clutch throwout bearing
10	PG-2344	1	BELL HOUSING, clutch (#1) (Pacer 345 - Super 365)
10A	PG-2277	1	BELL HOUSING, clutch (#2) (Pacer 346 - Super 366)

(continued)

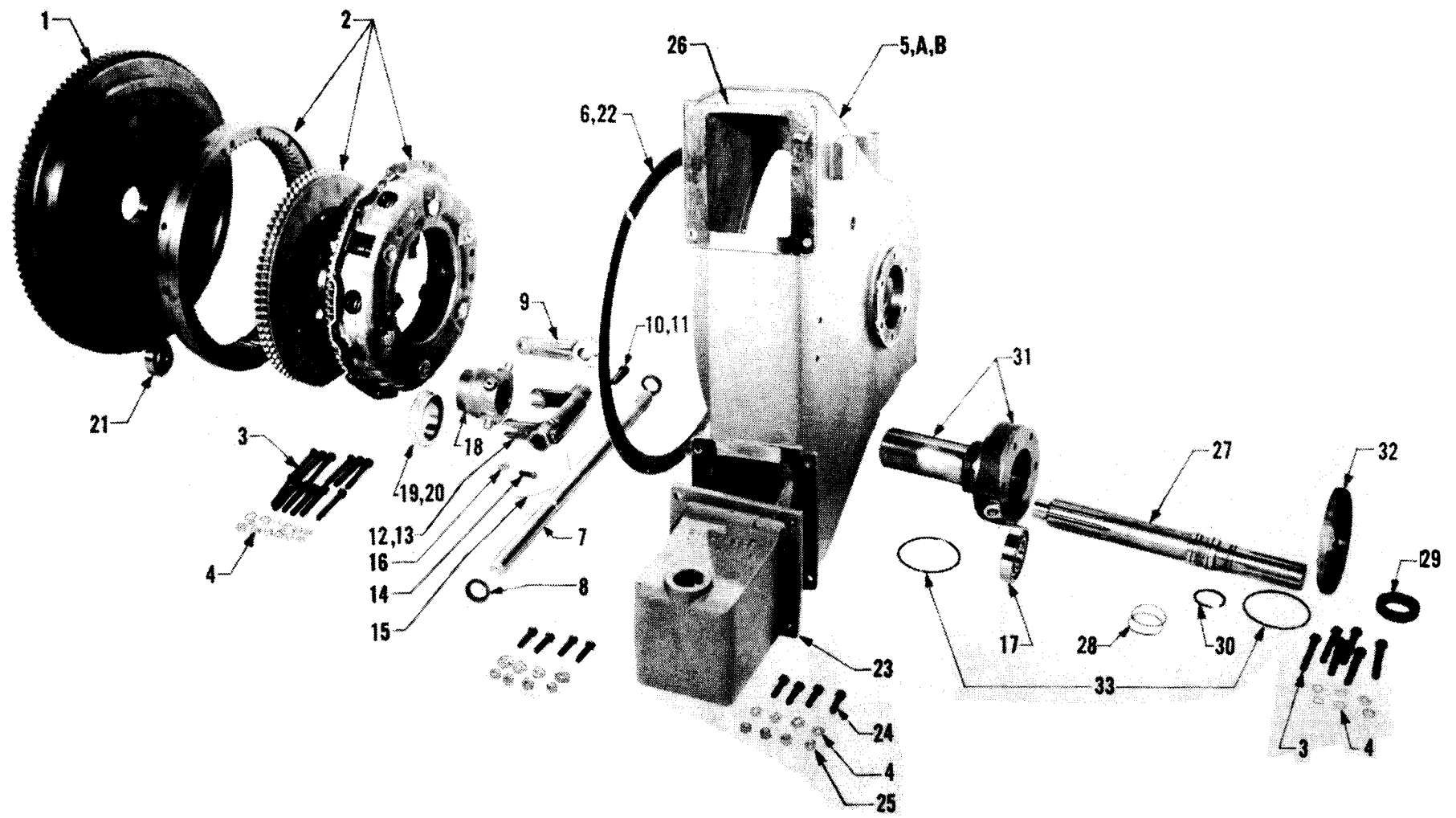
(Continued from preceding page)

REF. NO.	PART NO.	QUANTITY	DESCRIPTION
11	HCF-1923	1	SHAFT, clutch
12	311243	1	BEARING, pilot (for Cummins engine only) (Pacer 345 - Super 365)
12A		1	BEARING, pilot (see GMC engine manual) (Pacer 345 - Super 365)
12B	311158	1	BEARING, pilot (GMC and Cummins engines) (Pacer 346 - Super 366)
13	FG-2413	1	CAP (with grease hole)
13A	FG-2016	1	CAP (without grease hole)
14	RGF-11192	1	SEAL, oil
15	RGF-10452	1	RING, snap
16	RGF-8766	1	GASKET
17	RGF-11178	1	SPACER
18			CLUTCH (see separate page)
19	564001	1	ELBOW, street, 45°
20	565001	1	ELBOW, street, 90°
21	RGF-8763	1	GASKET, inspection plate (for Ref. 10)
21A	HCF-1968	1	GASKET, inspection plate (for Ref. 10A)
22	525001	1	COUPLING
23	RGF-10915	1	PLATE, inspection (for Ref. 10)
23A	HCF-1969	1	PLATE, inspection (for Ref. 10A)
24	RGF-17580	1	HOSE, grease
25	FG-2017	1	SLEEVE, bearing carrier
26	194262	1	SEAL, oil
27	311167	1	BEARING, ball
28	FG-2493	1	CARRIER, bearing
29	RGF-15787	1	NIPPLE, extension
30	813000	1	PLUG, pipe
31			YOKE, fitting (see separate page)



DRIVING CLUTCH OPERATING MECHANISM

REF. NO.	PART NO.	QUANTITY	DESCRIPTION
1	FG-1763	1	PEDAL, clutch
1A	FG-2477	1	PEDAL, clutch
1B	FG-2476	1	PAD, clutch pedal
2	FGF-14732	1	COVER
3	FGF-16400	1	SUPPORT, transmission
4	FG-1769	2	HANGER, cross rod
5		1	ROD, cross (see separate page)
6	111012	1	KEY, Woodruff, cross rod
7	FGF-7737	1	EYEBOLT, spring
8	MGF-2703	1	SPRING
9	FGF-8977	1	LINK
10	782010	1	YOKE (2 required for GMC engines on Pacer 345 and Super 365)
11	783007	2	PIN, yoke
12	FGF-19626	1	ROD (on Pacer 346 - Super 366 with GMC and Cummins engines)
13	FGF-19913	1	ROD (on Pacer 344 and 345 - Super 364 and 365 with GMC and Cummins engines)
15			LEVER, clutch release
16			SUPPORT, eyebolt
17	FGF-13589	1	SUPPORT, eyebolt
18	FGF-15665	2	WASHER, transmission support (not shown)



(For Part Numbers,  
see next page)

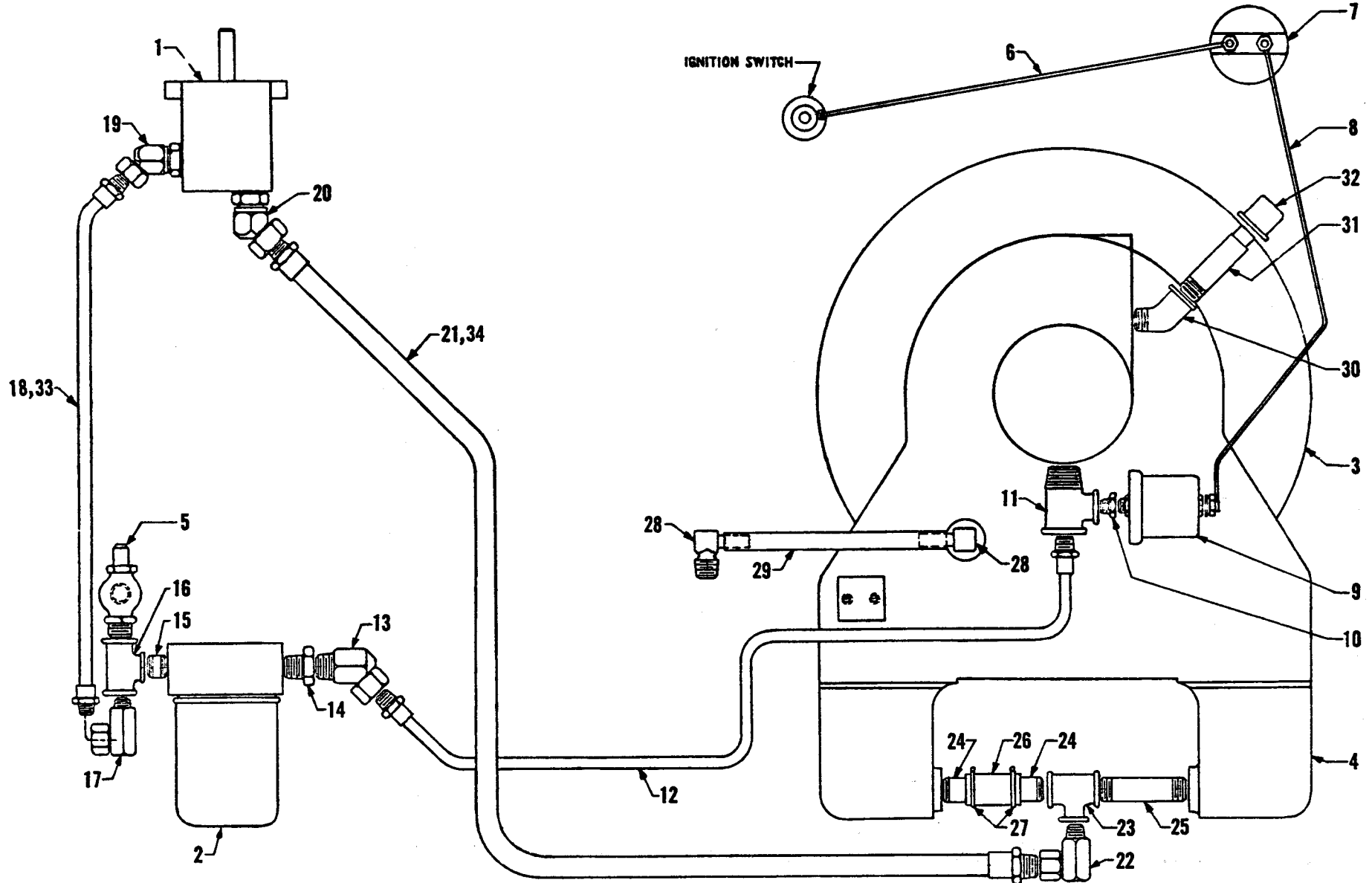
WET CLUTCH AND SHAFT ASSEMBLY



WET CLUTCH AND SHAFT ASSEMBLY  
(For illustration, see preceding page)

REF. NO	PART NO.	QUANTITY	DESCRIPTION
1			FLYWHEEL (see engine)
2			CLUTCH ASSEMBLY (see separate page)
3	741333	18	BOLT
4	778011	26	WASHER, lock
5	FG-2636	1	HOUSING
5A	741478	12	BOLT
5B	778012	12	WASHER, lock
6	PGF-18994	1	GASKET
7	PGF-19087	1	SHAFT
8	HCF-5980	2	SEAL
9	PGF-8978	1	LEVER
10	742632	1	BOLT
11	778013	1	WASHER, lock
12	FG-2015	1	YOKE, throwout
13	111010	1	KEY
14	PGF-9269	1	SCREW, lock
15	PGF-9738	1	WIRE, locking
16	733003	1	NUT, jam
17	311167	1	BEARING
18	FG-2493	1	CARRIER, bearing
19	PGF-11576	1	BEARING, throwout
20	PGF-11577	1	PIN, throwout bearing
21	311156	1	BEARING, pilot
22	PGF-19298	1	RING, oil retaining
23	FG-2637	2	RESERVOIR, oil
24	742321	8	BOLT
25	722003	8	NUT
26	PGF-19299	2	GASKET
27	PGF-18988	1	SHAFT, clutch
28	PGF-18992	2	RING, seal
29	194418	1	SEAL, oil
30	PGF-18993	1	RING, snap
31	PGF-18989	1	SLEEVE ASSEMBLY
32	FG-2629	1	COLLAR
33	PGF-16828-31	2	"O" RING
34	PGF-15787	1	EXTENSION, grease fitting (not shown)
35	HTF-382	1	SPACER (used with clutch brake tube) (not shown)





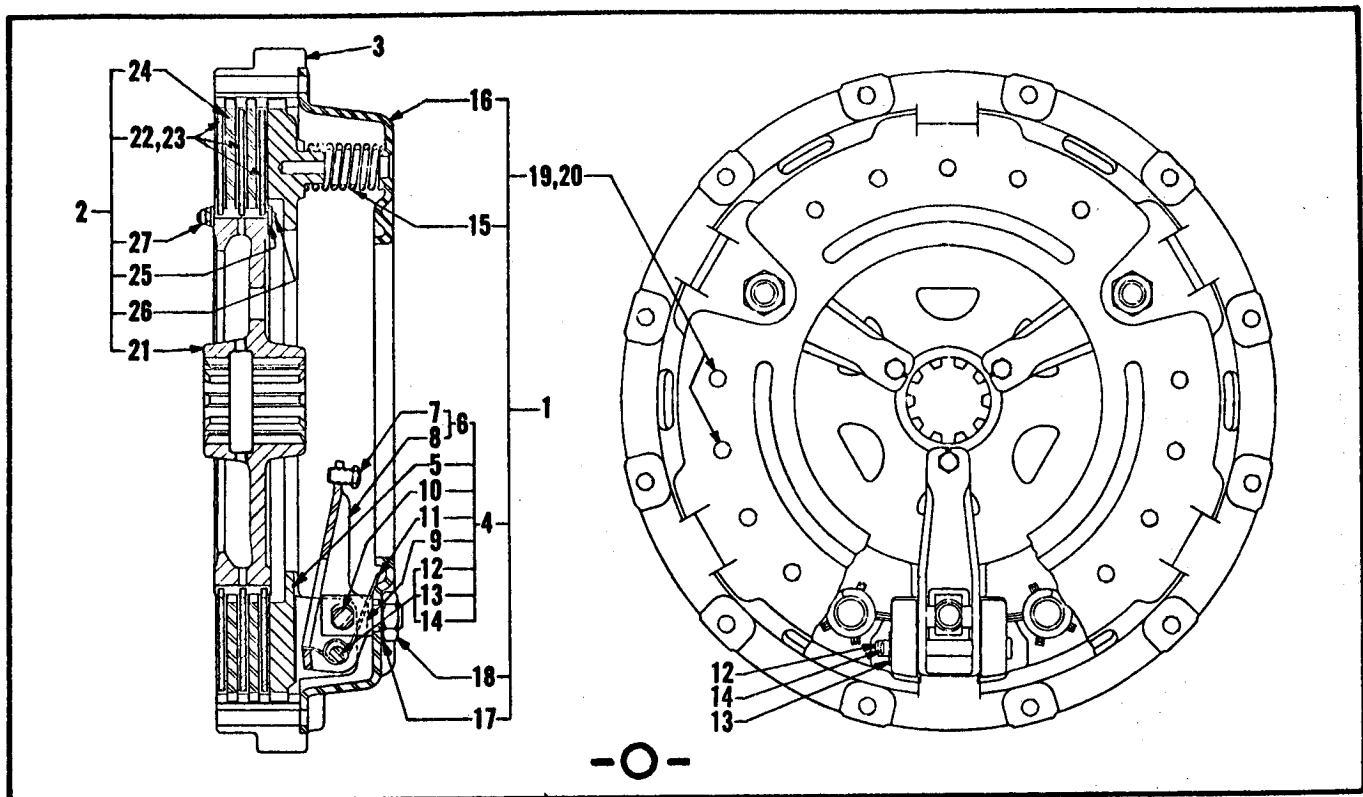
WET CLUTCH - PIPING AND WIRING  
GMC & CUMMINS ENGINES

(For Part Numbers,  
see next page)



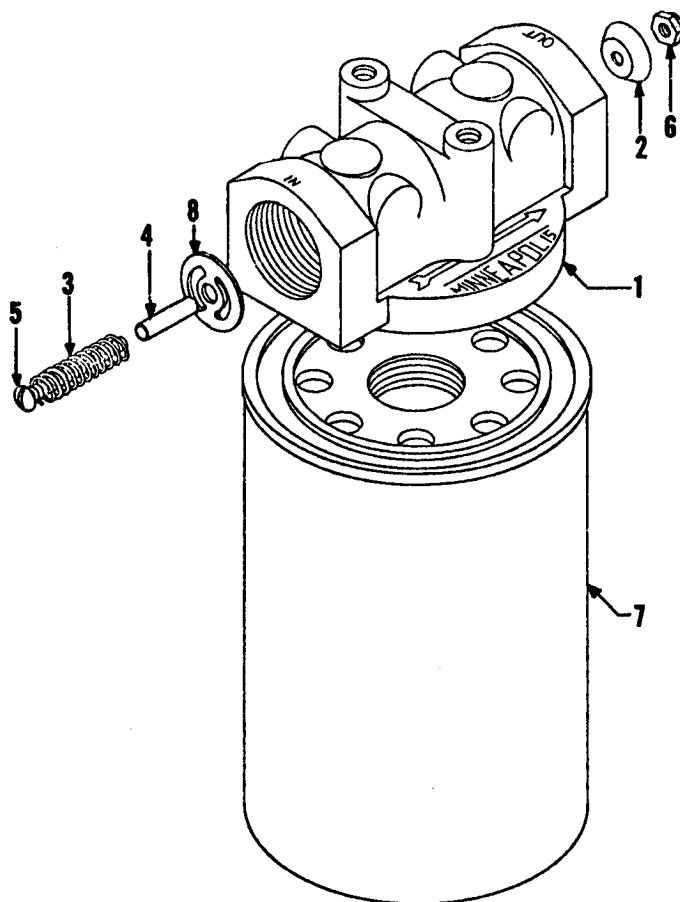
WET CLUTCH - PIPING AND WIRING  
 GMC & CUMMINS ENGINES  
 (For illustration, see preceding page)

REF. NO	PART NO.	QUANTITY	DESCRIPTION
1		1	PUMP, hydraulic (see separate page)
2	FGF-19297	1	FILTER, oil (also see separate page)
3		1	HOUSING (see separate page)
4		1	RESERVOIR, oil (see separate page)
5	PGF-19379	1	VALVE, relief
6	ASF-3719	1	WIRE ASSEMBLY
7	FGF-19276	1	GAUGE, oil pressure
8	FGF-15751	1	WIRE ASSEMBLY
9	FGF-18422	1	SENDING UNIT, oil pressure
10	526002	1	BUSHING, reducer
11	977002	1	TEE
12	PGF-17809	1	HOSE ASSEMBLY
13	FGF-12287-4	1	ELBOW, swivel-45°
14	526010	1	BUSHING, reducer
15	532185	1	NIPPLE
16	537042	1	TEE
17	PGF-12282-5	1	ELBOW, swivel-90°
18	HCF-7510	1	HOSE ASSEMBLY (GMC engine)
19	WRF-2196-5	1	ELBOW, swivel-45°
20	WRF-2196-3	1	ELBOW, swivel-45°
21	PGF-19321	1	HOSE ASSEMBLY (GMC engine)
22	PGF-12282-7	1	ELBOW, swivel-90°
23	537061	1	TEE
24	533273	2	NIPPLE
25	533289	1	NIPPLE
26	PGF-19293	1	HOSE
27	HCF-4452-3	2	CLAMP
28	ASF-7390	2	ELBOW
29	PGF-19395	1	HOSE
30	564007	1	ELBOW-45°
31	PGF-19294	1	NIPPLE
32	PGF-9374	1	CAP, breather
33	PGF-19644	1	HOSE ASSEMBLY (Cummins engine)
34	PGF-19643	1	HOSE ASSEMBLY (Cummins engine)



WET CLUTCH ASSEMBLY

REF. NO.	PART NO.	QUANTITY	DESCRIPTION
0	FGF-18995	1	CLUTCH ASSEMBLY (includes Ref. 1 to 27 inclusive)
1	382486	1	COVER ASSEMBLY (includes Ref. 4 to 20 inclusive)
2	382493	1	DISC PACK AND CENTER ASSEMBLY (includes Ref. 21 to 27 inclusive)
3	382485	1	RING, drive
4		1	PLATE AND LEVER ASSEMBLY (includes Ref. 5 to 14 inclusive)-(order individual parts)
5	382488	1	PLATE, pressure
6	382489	3	LEVER ASSEMBLY (includes Ref. 7 and 8)
7		3	LEVER, release (order Ref. 6)
8	382346	3	SCREW, lever adjust
9	382360	3	BLOCK, lever pivot
10	382362	3	PIN, lever pivot
11	382349	3	SPRING, torsion
12	382359	3	PIN, lever
13	382361	3	WASHER, plain
14	382057	3	PIN, cotter
15	382004	12	SPRING, pressure
16	382357	1	PLATE, back
17	382347	3	WASHER
18	382350	3	NUT, jam
19	382491	as req'd	WEIGHT BALANCE
20	382492	as req'd	WEIGHT BALANCE
21	382494	1	CENTER, splined
22	382495	3	INNER DISC ASSEMBLY (includes Ref. 23 and facing bonded to plate)
23		3	DISC, inner (order Ref. 22)
24	382497	2	DISC, outer
25	382498	6	WASHER
26	382499	3	SCREW
27	382500	3	NUT, lock

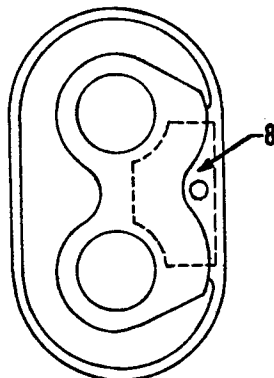
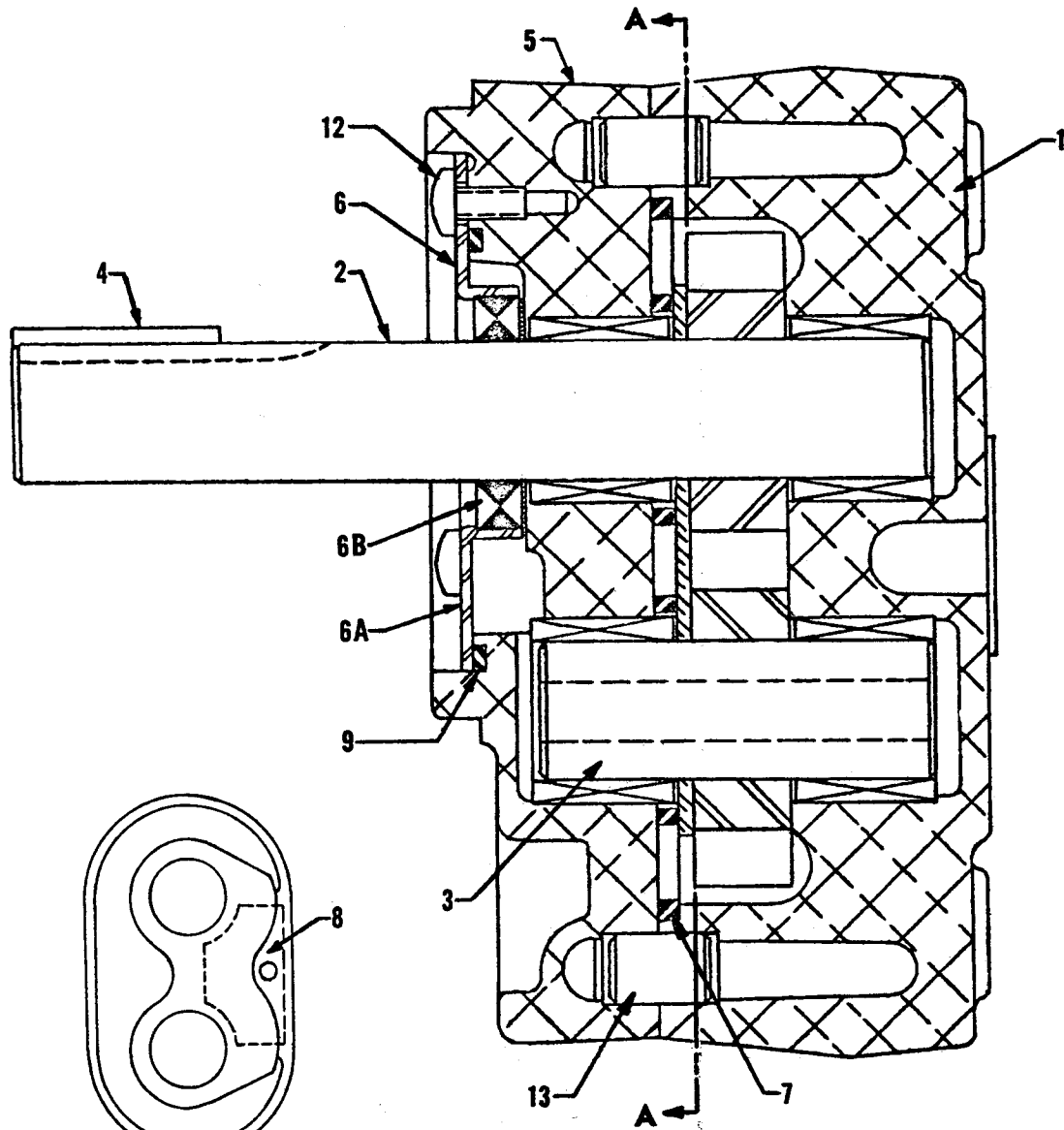


-O-

OIL FILTER  
(Wet Clutch)

REF. NO.	PART NO.	QUANTITY	DESCRIPTION
0	FGF-19297	1	FILTER ASSEMBLY-Gresen No. FA-103 (includes ref. 1 to 8 inclusive)
1	060060	1	HEAD
2	060061	1	VALVE, by-pass
3	060062	1	SPRING, by-pass (15 P.S.I.)
4	060063	1	SPACER, by-pass valve
5	060064	1	SCREW
6	060065	1	LOCKNUT
7	060066	1	ELEMENT, filter (33 micron)
8	060067	1	GUIDE, by-pass
9	FGF-19304	1	*BRACKET, filter
10	741003	4	*BOLT, bracket
11	762002	2	*WASHER
12	778009	4	*LOCKWASHER

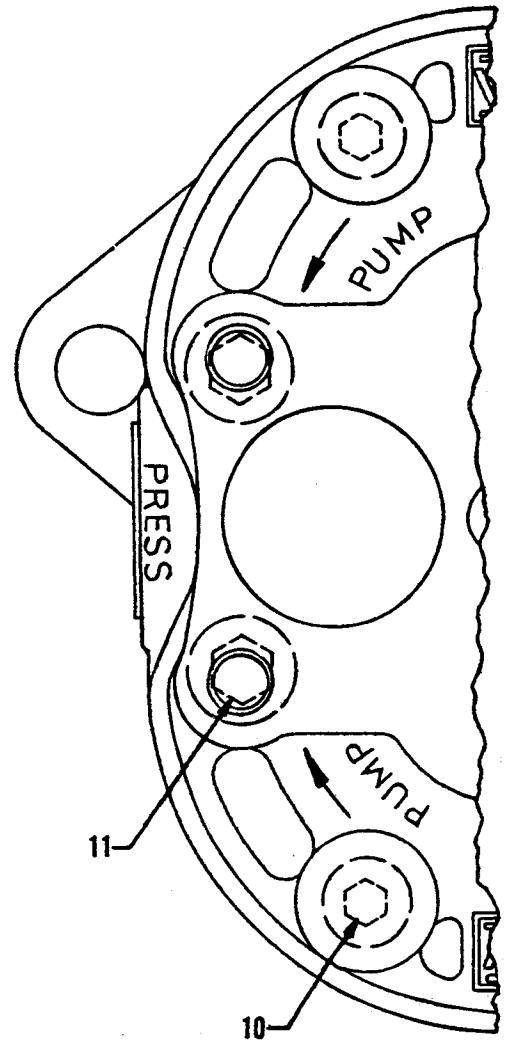
Note: \*Indicates parts not illustrated



View A-A  
(reduced)



HYDRAULIC PUMP AND FULLEY  
(WET CLUTCH)

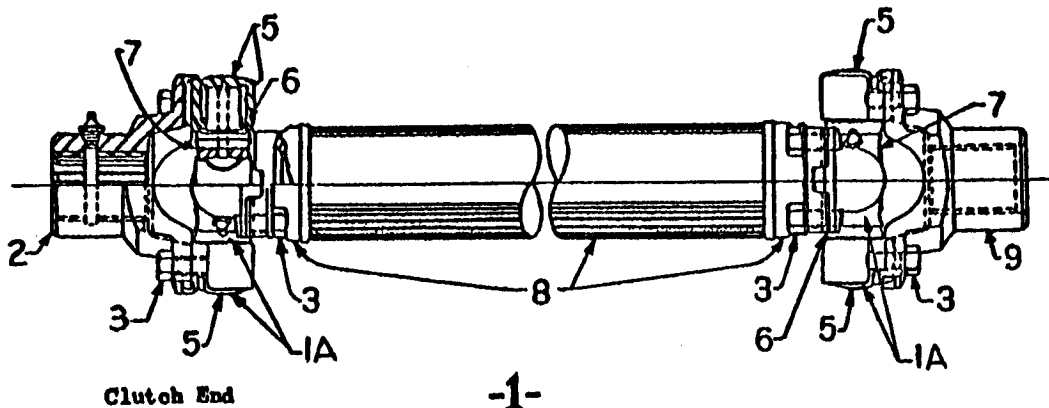


(For Part Numbers,  
see next page)

**HYDRAULIC PUMP AND PULLEY (WET CLUTCH)**  
 (For illustration, see preceding page)

REF. NO.	PART NO.	QUANTITY	DESCRIPTION
0	PGF-19090	1	HYDRAULIC PUMP GROUP, Webster Electric Model #077YC000316R (includes Ref. Nos. 1 to 13 inclusive)
1	497128	1	COVER ASSEMBLY
2	497130	1	SHAFT ASSEMBLY
3	497131	1	SHAFT ASSEMBLY
4	497045	1	KEY, square
5	497132	1	BODY ASSEMBLY
6	497134	1	SEAL RETAINER ASSEMBLY
6A	497135	1	RETAINER
6B	497136	1	SEAL, oil
7	497137	1	WEARPLATE AND SEAL ASSEMBLY
8	497138	1	BLOCK, anti-extrusion
9	497139	1	"O" RING
10	497140	4	SCREW
11	497141	4	SCREW
12	497142	3	SCREW
13	497143	2	PIN, dowel
14	PGF-18929	1	* PULLEY (single)
15	PGF-19397	1	* BELT (Tiller Bar or Duomatic Steer)
16	PGF-20076	1	* BELT (Orbitrol or Booster Steer)
17	PGF-19388	1	* SUPPORT, pump (Cummins engine)
18	PGF-18320	1	* SUPPORT, pump (GMC engine)

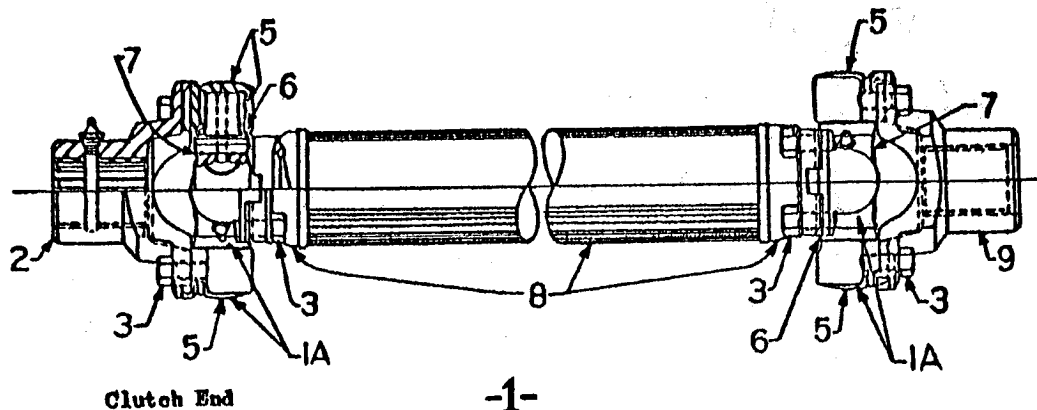
Note: \* Parts not illustrated.



-1-

PROPELLER SHAFT  
 (Engine to Transmission - GMC and Cummins Engines)  
 (On Pacer 345 - Super 365)

REF. NO.	PART NO.	QUANTITY	DESCRIPTION
1	FGF-16922	1	PROPELLER SHAFT, complete
1A	465076	2	SPIDER AND BEARING GROUP (includes Ref. Nos. 5, 6 and 7 assembled)
2	465143	1	YOKE, fitting
3	TF-1592-59	16	CAPSCREW
5		8	BEARING GROUP (not sold separately. Order Ref. No. 1A)
6	465145	8	WASHER, cork
7		2	SPIDER GROUP (not sold separately. Order Ref. No. 1A)
8	465302	1	TUBE AND YOKE GROUP
9	FGF-9079-56	1	YOKE, fitting

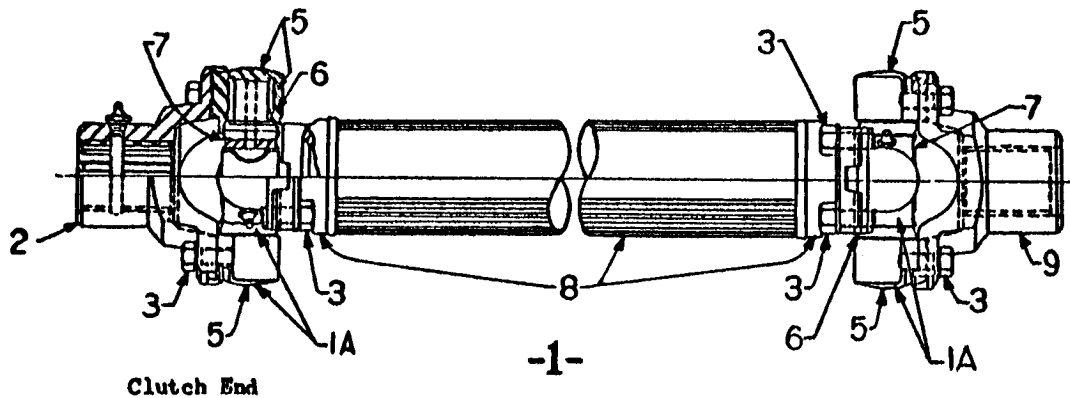


-1-

PROPELLER SHAFT  
 (Engine to Transmission - GMC and Cummins Engines)  
 (On Pacer 346 - Super 366)

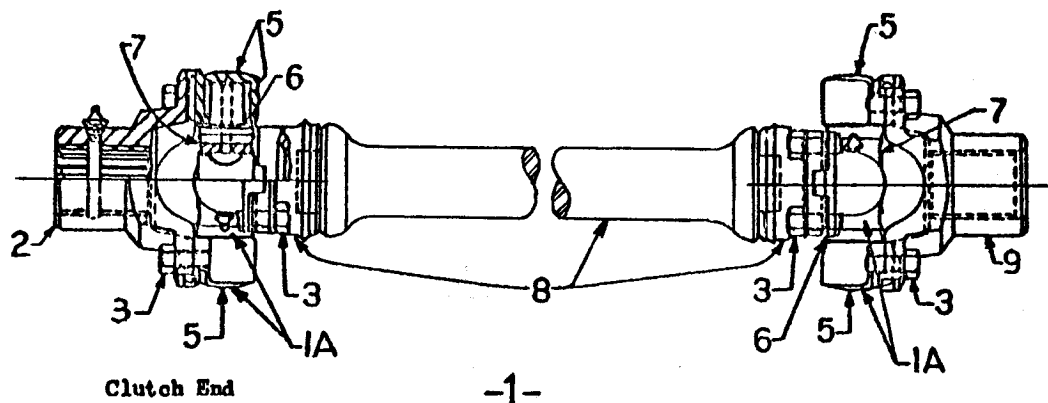
REF. NO.	PART NO.	QUANTITY	DESCRIPTION
1	PGF-15998	1	PROPELLER SHAFT, complete
1A	465076	2	SPIDER AND BEARING GROUP (includes Ref. Nos. 5, 6 and 7 assembled)
2	465143	1	YOKE, fitting
3	TF-1592-59	16	CAPSCREW
5		8	BEARING GROUP (not sold separately. Order Ref. No. 1A)
6	465145	8	WASHER, cork
7		2	SPIDER GROUP (not sold separately. Order Ref. No. 1A)
8	465300	1	TUBE AND YOKE GROUP
9	PGF-9079-56	1	YOKE, fitting





PROPELLER SHAFT  
 (Engine to Transmission - GMC Engine)  
 (On Pacer 344 - Super 364)

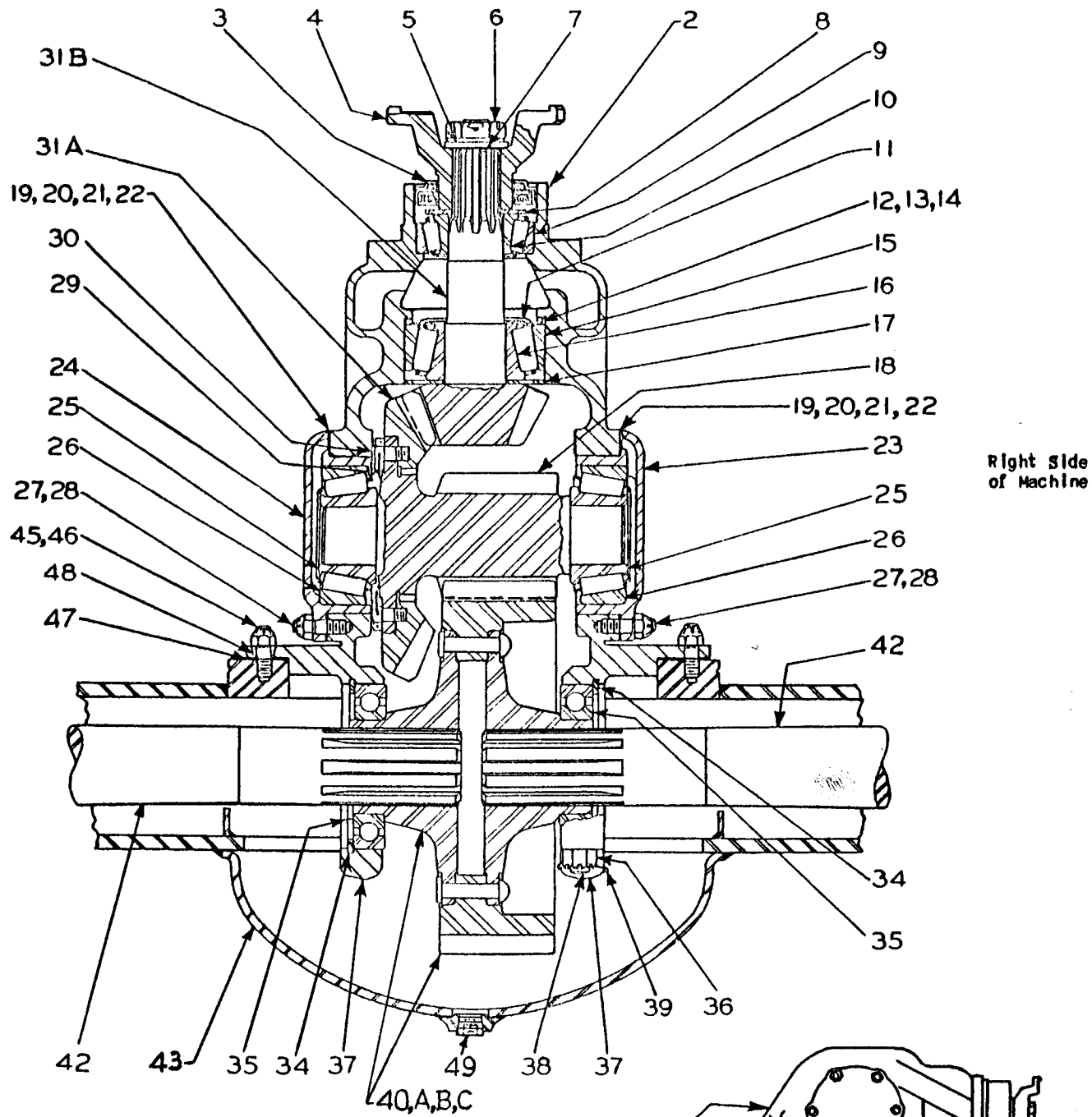
REF. NO.	PART NO.	QUANTITY	DESCRIPTION
1	FGF-14535	1	PROPELLER SHAFT, complete
1A	465076	2	SPIDER AND BEARING GROUP (includes Ref. Nos. 5, 6 and 7 assembled)
2	465143	1	YOKE, fitting
3	TF-1592-59	16	CAPSCREW
5		8	BEARING GROUP (not sold separately. Order Ref. No. 1A)
6	465145	8	WASHER, cork
7		2	SPIDER GROUP (not sold separately. Order Ref. No. 1A)
8	465238	1	TUBE AND YOKE GROUP
9	FGF-9079-56	1	YOKE, fitting



-1-

PROPELLER SHAFT  
 (Engine to Transmission - Cummins Engine)  
 (On Pacer 344 - Super 364)

REF. NO.	PART NO.	QUANTITY	DESCRIPTION
1	FGF-20117	1	PROPELLER SHAFT, complete (less Ref. 9)
1A	465076	2	SPIDER AND BEARING GROUP (includes Ref. Nos. 5, 6 and 7 assembled)
2	465143	1	YOKE, fitting
3	TF-1592-59	16	CAPSCREW
5		8	BEARING GROUP (not sold separately. Order Ref. No. 1A)
6	465145	8	WASHER, cork
7		2	SPIDER GROUP (not sold separately. Order Ref. No. 1A)
8	FGF-20117-55	1	SHAFT AND YOKE GROUP
9	FGF-9079-56	1	YOKE, fitting



Right Side  
of Machine

-1-

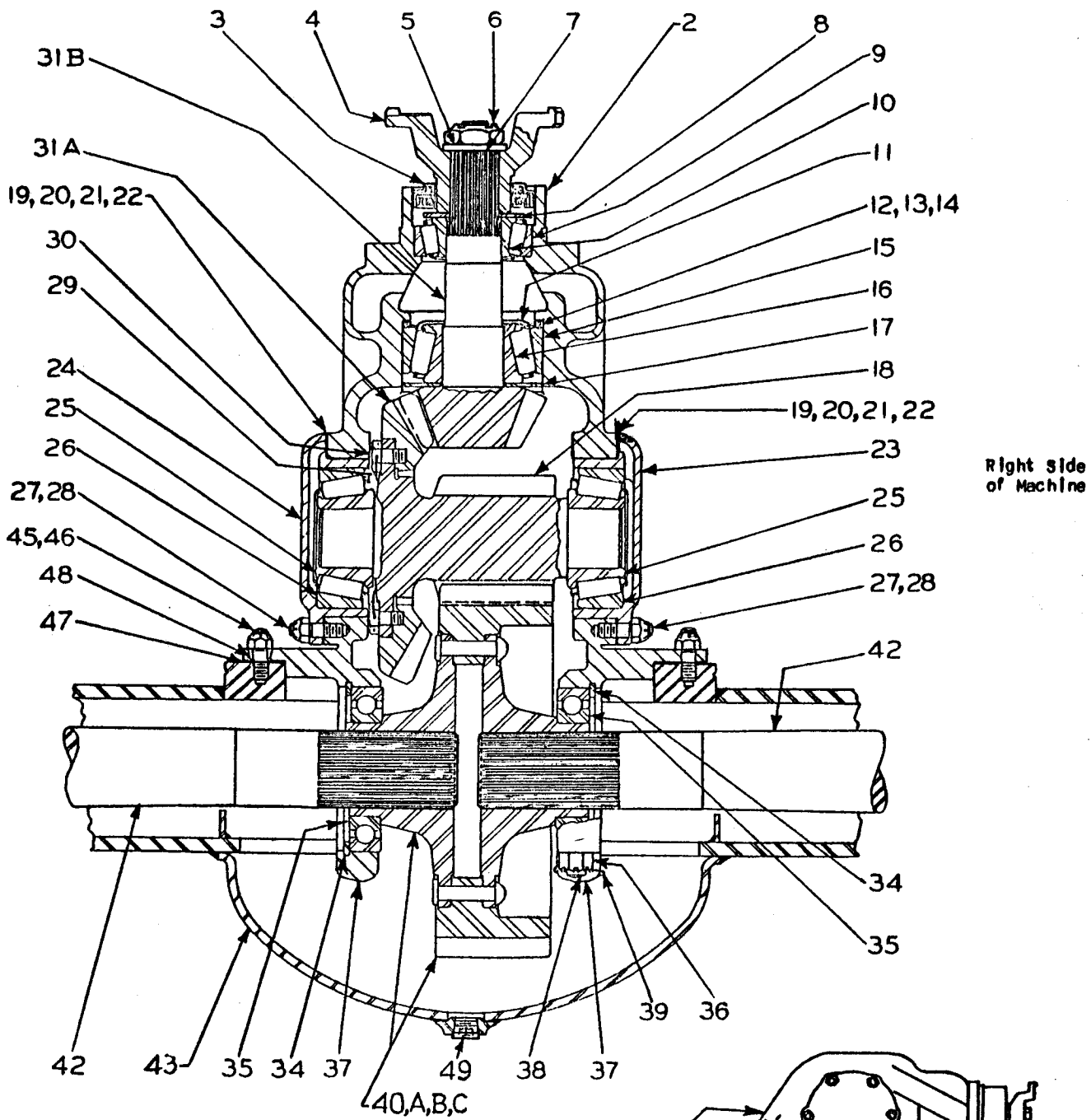
(For Part Numbers,  
see next page)

REAR AXLE GEAR CARRIER  
(Pacer 300)  
(Superseded)

**REAR AXLE GEAR CARRIER**  
**(Pacer 300)**  
(For illustration, see preceding page)

REF. NO.	PART NO.	QUANTITY	DESCRIPTION
1	PGU-2551-B	1	REAR AXLE GEAR CARRIER GROUP (includes Ref. Nos. 2 to 41 inclusive)
2	PGFS-15380	1	CARRIER, gear (incl. Ref. 27, 28, 36, 37 & 38)
3	PGF-5240	1	SEAL, oil
4		1	YOKE, fitting (see prop. shaft page)
5	PGF-15446	1	WASHER
6	PGF-15449	1	NUT, slotted
7	PGF-18707	1	GASKET, washer
8	PGF-4852	1	WASHER, spline shaft
9	313448	1	CUP, bearing
10	312991	1	CONE AND ROLLERS, bearing
11	PGF-15646	1	RETAINER, oil
12	PGF-11957	As req'd	SHIM (.005)
13	PGF-11956	As req'd	SHIM (.007)
14	PGF-11958	As req'd	SHIM (.020)
15	313209	1	CUP, bearing
16	312549	1	CONE AND ROLLERS, bearing
17	PGF-8595	1	RETAINER, oil
18	PGF-16937	1	PINION AND GEAR HUB
19	PGF-15379	4	GASKET
20	PGF-12789	As req'd	SHIM (.005)
21	PGF-12790	As req'd	SHIM (.007)
22	PGF-12791	As req'd	SHIM (.020)
23	PGF-15070	1	CAP WITH CUP, bearing - R.H. (incl. 1 of Ref. 26)
24	PGF-15068	1	CAP WITH CUP, bearing - L.H. (incl. 1 of Ref. 26)
25	312547	2	CONE AND ROLLERS, bearing
26	313208	2	CUP, bearing
27	PGF-15052	12	STUD
28	914005	12	NUT, huglock
29	PGF-9436	1	WIRE, lock
30	PGF-16246	6	BOLT, bevel gear
31A	PGF-16934	1	* GEAR, spiral bevel
31B	PGF-16934	1	* PINION, spiral bevel
34	PGF-14407	2	WASHER
35	311339	2	BEARING, ball
36	927008	4	NUT, slotted
37		2	@ CAP, bearing
38	PGF-14799	4	STUD
39	PGF-9486	2	WIRE, lock
40	PGF-14691	1	GEAR AND HUB ASSEMBLY (includes Ref. Nos. 40A, 40B and 40C)
40A	PGF-14691-2	1	BULL GEAR
40B	PGF-14691-55	1	HUB SET (2 pcs.)
40C	PGF-15836	16	RIVET
41	HCF-6418	1	PLUG, gear carrier vent - top (not shown)
42			SHAFT, drive (see separate page)
43	PGF-15549	1	HOUSING, rear axle
45	PGF-13550	12	STUD
46	914007	12	NUT, huglock
47	PGF-15511	1	GASKET
48	PGF-15512	1	BUSHING, taper
49	812004	1	PLUG, drain, countersunk head
50	PGF-18973	1	PLUG, filler and oil level
50A	PGF-18969	1	WASHER, nylon
51	812009	1	PLUG, pipe, countersunk head
52	PGF-15978	1	STUD, gear carrier (3/4" dia.)
53	914008	1	NUT, huglock

Note: \* Bevel gear and bevel pinion sold in matched sets only.  
@ Bearing caps not sold separately. Order Ref. 2, PGFS-15380, gear carrier.



-1-

(For Part Numbers, see next page)

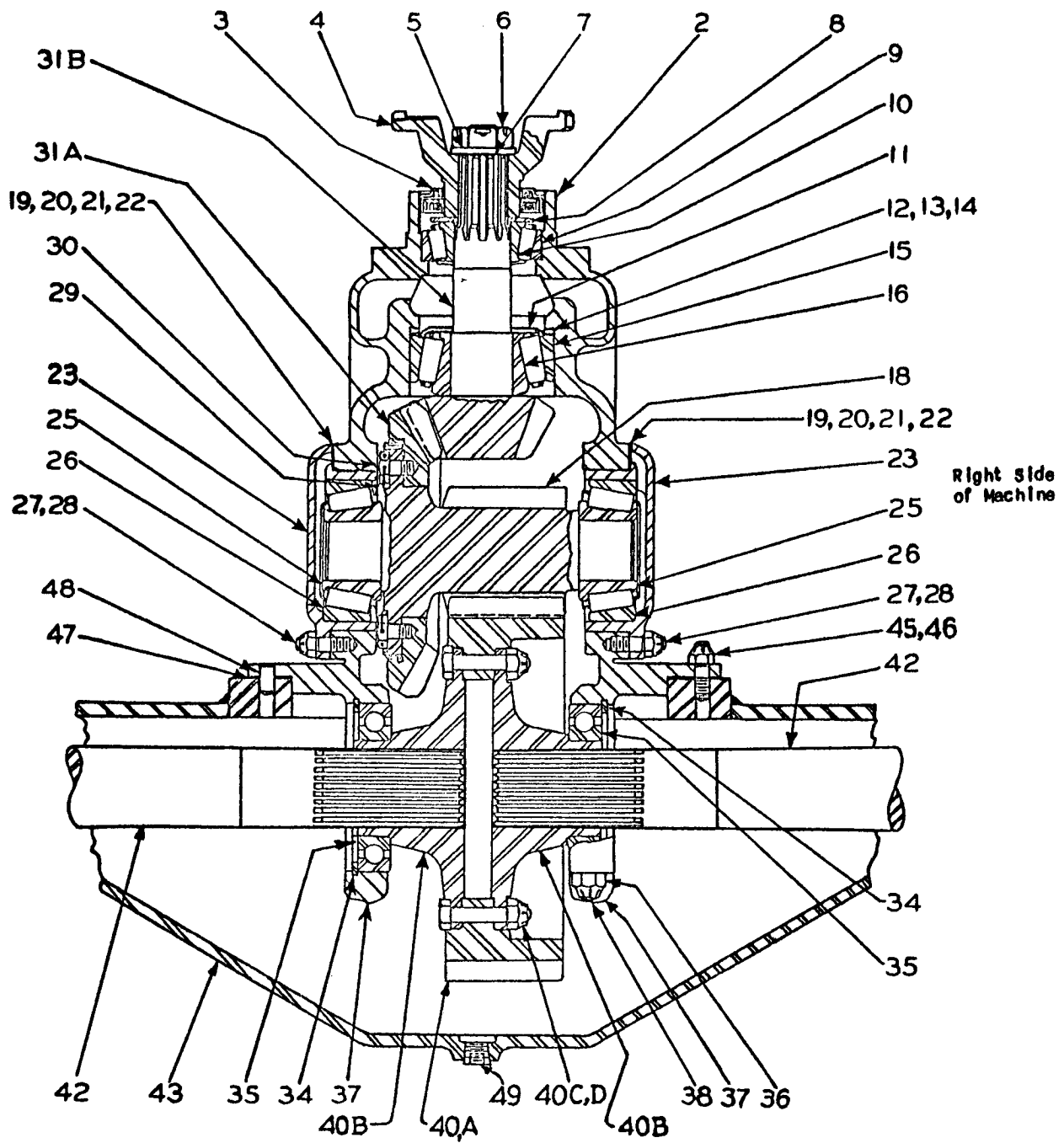
REAR AXLE GEAR CARRIER  
(Pacer 300)  
(Machines K-345-12780 and Up)

REAR AXLE GEAR CARRIER  
(Pacer 300)  
(For illustration, see preceding page)

REF. NO.	PART NO.	QUANTITY	DESCRIPTION
1	FGU-3376	1	REAR AXLE GEAR CARRIER GROUP (includes Ref. Nos. 2 to 41 inclusive)
2	FGFS-15380	1	CARRIER, gear (incl. Ref. 27, 28, 36, 37 & 38)
3	FGF-5240	1	SEAL, oil
4		1	YOKE, fitting (see prop. shaft page)
5	FGF-19581	1	WASHER
6	FGF-20018	1	NUT
7	FGF-19596	1	GASKET, washer
8	FGF-19602	1	WASHER, spline shaft
9	313448	1	CUP, bearing
10	312991	1	CONE AND ROLLERS, bearing
11	FGF-15646	1	RETAINER, oil
12	FGF-11957	As req'd	SHIM (.005)
13	FGF-11956	As req'd	SHIM (.007)
14	FGF-11958	As req'd	SHIM (.020)
15	313209	1	CUP, bearing
16	312549	1	CONE AND ROLLERS, bearing
17	FGF-8595	1	RETAINER, oil
18	FGF-16937	1	PINION AND GEAR HUB
19	FGF-15379	4	GASKET
20	FGF-12789	As req'd	SHIM (.005)
21	FGF-12790	As req'd	SHIM (.007)
22	FGF-12791	As req'd	SHIM (.020)
23	FGF-15070	1	CAP WITH CUP, bearing - R.H. (incl. 1 of Ref. 26)
24	FGF-15068	1	CAP WITH CUP, bearing - L.H. (incl. 1 of Ref. 26)
25	312547	2	CONE AND ROLLERS, bearing
26	313208	2	CUP, bearing
27	FGF-15052	12	STUD
28	914005	12	NUT, huglock
29	FGF-9436	1	WIRE, lock
30	FGF-16246	6	BOLT, bevel gear
31A	FGF-19587	1	* GEAR, spiral bevel
31B	FGF-19587	1	* PINION, spiral bevel
34	FGF-14407	2	WASHER
35	311339	2	BEARING, ball
36	927008	4	NUT, slotted
37		2	@ CAP, bearing
38	FGF-14799	4	STUD
39	FGF-9486	2	WIRE, lock
40	FGF-19603	1	GEAR AND HUB ASSEMBLY (includes Ref. Nos. 40A, 40B and 40C)
40A	FGF-14691-2	1	BULL GEAR 5244310
40B	FGF-19603-55	1	HUB SET (2 pcs.)
40C	FGF-15836	16	RIVET
41	HCF-6418	1	PLUG, gear carrier vent - top (not shown)
42			SHAFT, drive (see separate page)
43	FGF-17827	1	HOUSING, rear axle (Machine M-344-14110 and up)
45	FGF-13550	12	STUD
46	914007	12	NUT, huglock
47	FGF-15511	1	GASKET
48	FGF-15512	1	BUSHING, taper
49	ASF-3745	1	PLUG, drain
50	ASF-3745	1	PLUG, filler and oil level
51	812009	1	PLUG, pipe, countersunk head
52	FGF-20006	1	STUD, gear carrier (3/4" dia.)(Mach. M-344-14110 & up)
53	914008	1	NUT, huglock

Note: \* Bevel gear and bevel pinion sold in matched sets only.

@ Bearing caps not sold separately. Order Ref. 2, FGFS-15380, gear carrier.



-1-

(For Part Numbers,  
see next page)

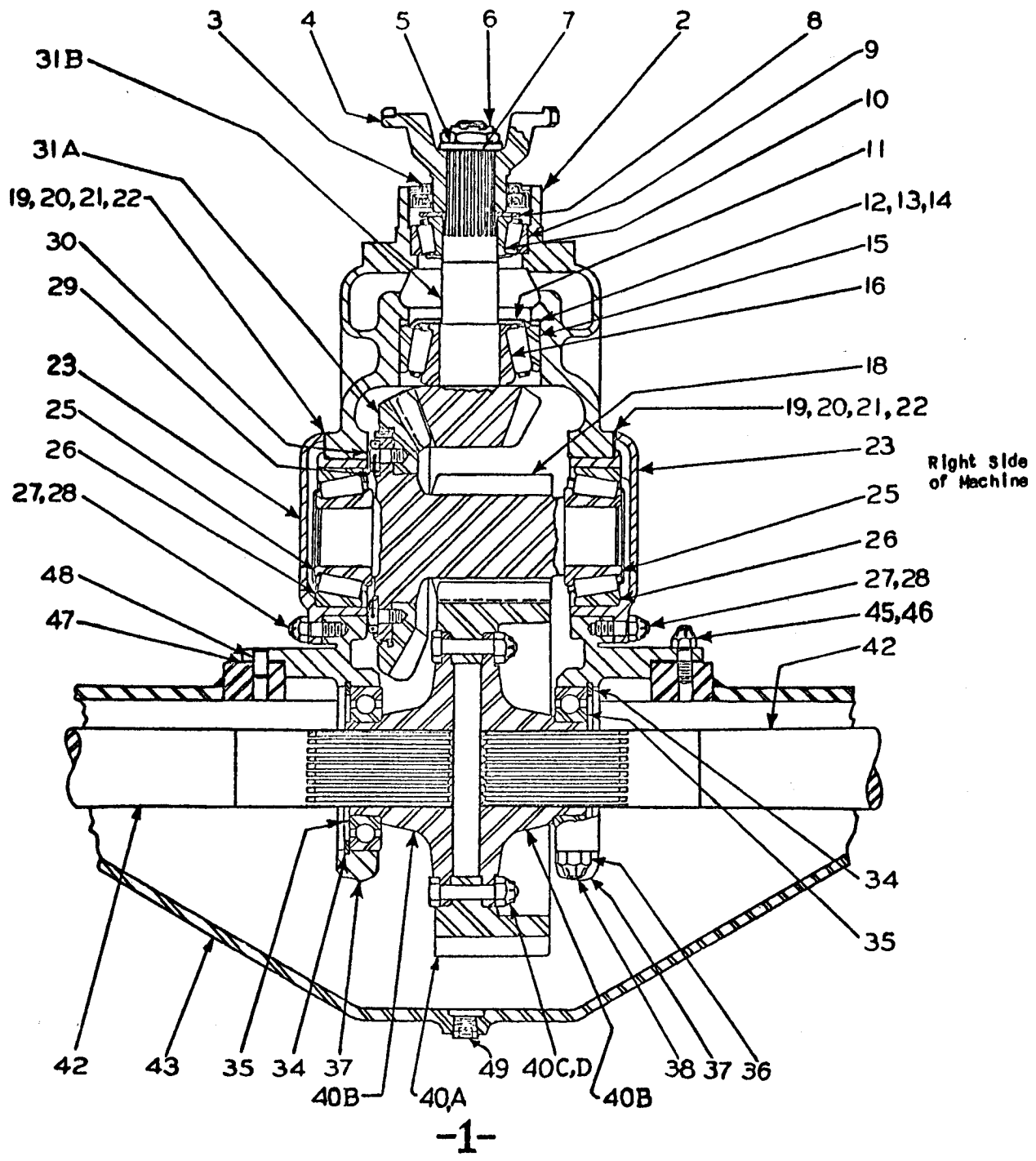
REAR AXLE GEAR CARRIER  
(On Super 300)  
(Superseded)

**REAR AXLE GEAR CARRIER**  
**(On Super 300)**  
**(For illustration, see preceding page)**

REF. NO.	PART NO.	QUANTITY	DESCRIPTION
1	FGU-3032	1	REAR AXLE GEAR CARRIER GROUP (includes Ref. Nos. 2 to 41 inclusive)
2	PGF-17074	1	CARRIER, gear (includes Ref. Nos. 36, 37 & 38)
3	PGF-5240	1	SEAL, oil
4		1	YOKE, fitting (see prop. shaft page)
5	PGF-15446	1	WASHER
6	PGF-15449	1	NUT, slotted
7	PGF-18707	1	GASKET, washer
8	PGF-4852	1	WASHER, spline shaft
9	313448	1	CUP, bearing
10	312991	1	CONE AND ROLLERS, bearing
11	PGF-15646	1	RETAINER, oil
12	PGF-11957	As req'd	SHIM (.005)
13	PGF-11956	As req'd	SHIM (.007)
14	PGF-11958	As req'd	SHIM (.020)
15	313463	1	CUP, bearing
16	319010	1	CONE AND ROLLERS, bearing
18	PGF-16515	1	PINION AND GEAR HUB
19	PGF-15568	4	GASKET
20	PGF-15571	As req'd	SHIM (.005)
21	PGF-15570	As req'd	SHIM (.007)
22	PGF-15569	As req'd	SHIM (.020)
23	PGF-15497	2	CAP WITH CUP, bearing (includes 1 of Ref. 26)
25	312547	2	CONE AND ROLLERS, bearing
26	313208	2	CUP, bearing
27	PGF-15502	12	STUD
28	914006	12	NUT, huglock
29	PGF-9436	1	WIRE, lock
30	PGF-15499	8	BOLT, bevel gear
31A	PGF-16511 <sup>5242685</sup>	1	* GEAR, spiral bevel
31B	PGF-16511	1	* PINION, spiral bevel } (10 spline)
34	PGF-12594	2	WASHER
35	PGF-17840	2	BEARING, ball
36	914009	4	NUT, huglock
37		2	@ CAP, bearing
38	PGF-15894	4	STUD
40	PGF-17801	1	GEAR AND HUB ASSEMBLY (includes Ref. Nos. 40A to 40D inclusive)
40A	PGF-16512	1	BULL GEAR
40B	PGF-17786	2	HUB
40C	PGF-15899	16	BOLT
40D	PGF-15900	16	NUT, huglock
41	HCF-6418	1	PLUG, gear carrier vent - top (not shown)
42			SHAFT, drive (see separate page)
43	PGF-18753	1	HOUSING, rear axle
45	PGF-13550	18	STUD
46	914007	18	NUT, huglock
47	PGF-15904	1	GASKET
48	PGF-15413	2	PIN, dowel
49	812004	1	PLUG, drain, countersunk head
50	PGF-18973	1	PLUG, filler and oil level, countersunk head (in axle housing - not shown)
51	PGF-18969	1	WASHER, nylon, filler and oil level - not shown.

**Note:** \* Bevel gear and bevel pinion sold in matched sets only.  
 @ Bearing caps not sold separately. Order Ref. 2, PGF-17074, gear carrier.





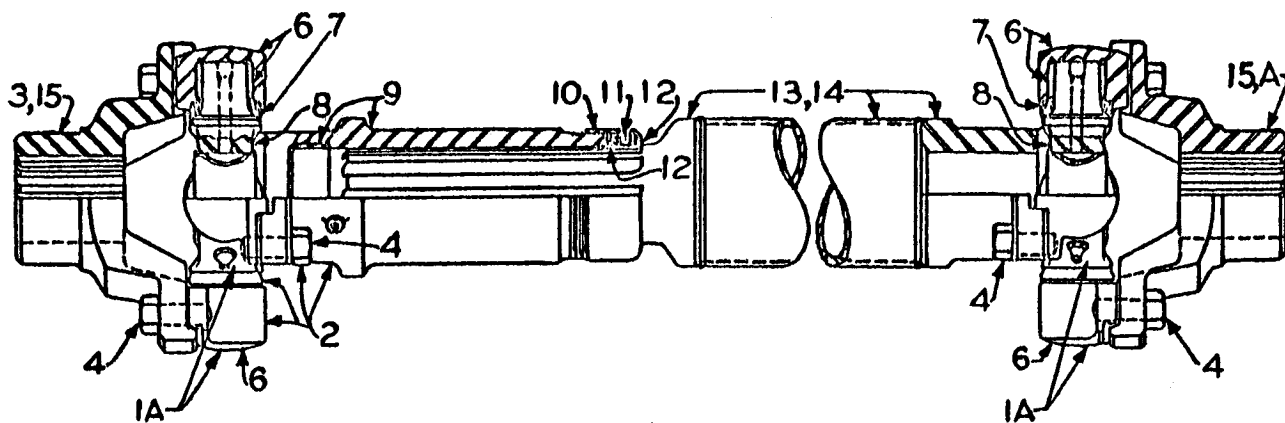
(For Part Numbers, see next page)

REAR AXLE GEAR CARRIER  
(On Super 300)  
(Machine No. 13916 and up)

REAR AXLE GEAR CARRIER  
(On Super 300)  
(For illustration, see preceding page)

REF. NO.	PART NO.	QUANTITY	DESCRIPTION
1	FGU-3374	1	REAR AXLE GEAR CARRIER GROUP (includes Ref. Nos. 2 to 41 inclusive)
2	FGF-17074	1	CARRIER, gear (includes Ref. Nos. 36, 37 & 38)
3	FGF-5240	1	SEAL, oil
4		1	YOKE, fitting (see prop. shaft page)
5	FGF-19581	1	WASHER
6	FGF-20018	1	NUT
7	FGF-19596	1	GASKET, washer
8	FGF-19602	1	WASHER, spline shaft
9	313448	1	CUP, bearing
10	312991	1	CONE AND ROLLERS, bearing
11	FGF-15646	1	RETAINER, oil
12	FGF-11957	As req'd	SHIM (.005)
13	FGF-11956	As req'd	SHIM (.007)
14	FGF-11958	As req'd	SHIM (.020)
15	313463 <i>5202045</i>	1	CUP, bearing <i>376 links 5202045</i>
16	319010	1	CONE AND ROLLERS, bearing
18	FGF-16515	1	PINION AND GEAR HUB
19	FGF-15568	4	GASKET
20	FGF-15571	As req'd	SHIM (.005)
21	FGF-15570	As req'd	SHIM (.007)
22	FGF-15569	As req'd	SHIM (.020)
23	FGF-15497	2	CAP WITH CUP, bearing (includes 1 of Ref. 26)
25	312547	2	CONE AND ROLLERS, bearing
26	313208	2	CUP, bearing
27	FGF-15502	12	STUD
28	914006	12	NUT, huglock
29	FGF-9436	1	WIRE, lock
30	FGF-15499	8	BOLT, bevel gear
31A	FGF-19606	1	* GEAR, spiral bevel
31B	FGF-19606	1	* PINION, spiral bevel } (31 involute spline)
34	FGF-12594	2	WASHER
35	FGF-17840	2	BEARING, ball
36	914009	4	NUT, huglock
37		2	@ CAP, bearing
38	FGF-15894	4	STUD
40	FGF-17801	1	GEAR AND HUB ASSEMBLY (includes Ref. Nos. 40A to 40D Inclusive)
40A	FGF-16512	1	BULL GEAR
40B	FGF-17786	2	HUB
40C	FGF-15899	16	BOLT
40D	FGF-15900	16	NUT, huglock
41	HCF-6418	1	PLUG, gear carrier vent - top (not shown)
42			SHAFT, drive (see separate page)
43	FGF-17824	1	HOUSING, rear axle
45	FGF-13550	18	STUD
46	914007	18	NUT, huglock
47	FGF-15904	1	GASKET
48	FGF-15413	2	PIN, dowel
49	ASF-3745	2	PLUG, drain and oil level (magnetic)

Note: \* Bevel gear and bevel pinion sold in matched sets only.  
 @ Bearing caps not sold separately. Order Ref. 2, FGF-17074, gear carrier.

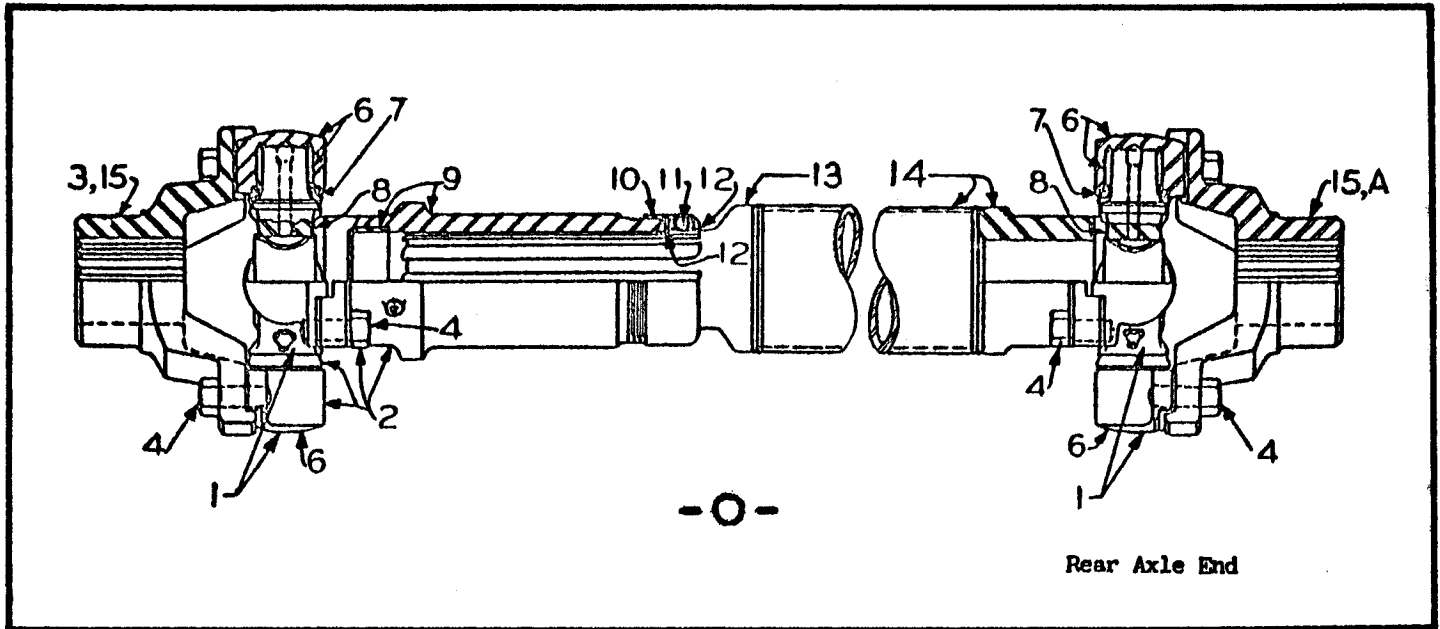


-1-

Rear Axle End

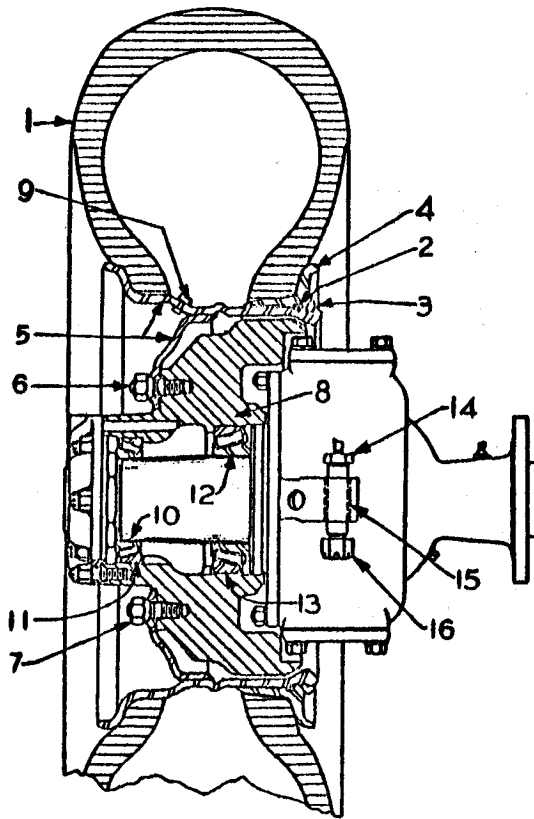
REAR PROPELLER SHAFT  
 (From Transfer Case to Rear Axle Gear Carrier)  
 (Pacer 300)

REF. NO.	PART NO.	QUANTITY	DESCRIPTION
1		1	PROPELLER SHAFT, complete
1A	PGF-8807-57	2	SPIDER AND BEARING GROUP (includes Ref. Nos. 6, 7 and 8 assembled)
2	465130	1	JOINT GROUP (includes Ref. Nos. 4 to 12 inclusive)
3	PGF-18796	1	YOKE, fitting (27 involute spline)
4	PGF-9717-55	16	CAPSCREW
6		8	BEARING GROUP (not sold separately. Order Ref. No. 1A)
7	465149	8	WASHER, cork
8		2	SPIDER GROUP (not sold separately. Order Ref. No. 1A)
9	465118	1	SLIP YOKE, with dust cup
10	465013	1	RETAINER, felt
11	465017	1	FELT
12	465018	2	WASHER, felt retainer
13	PGF-18140-55	1	PROPELLER TUBE AND JOINT GROUP
14	465325	1	PROPELLER TUBE GROUP
15	PGF-18670	1	YOKE, fitting (10 spline)
15A	PGF-19591	1	YOKE, fitting (31 involute spline)



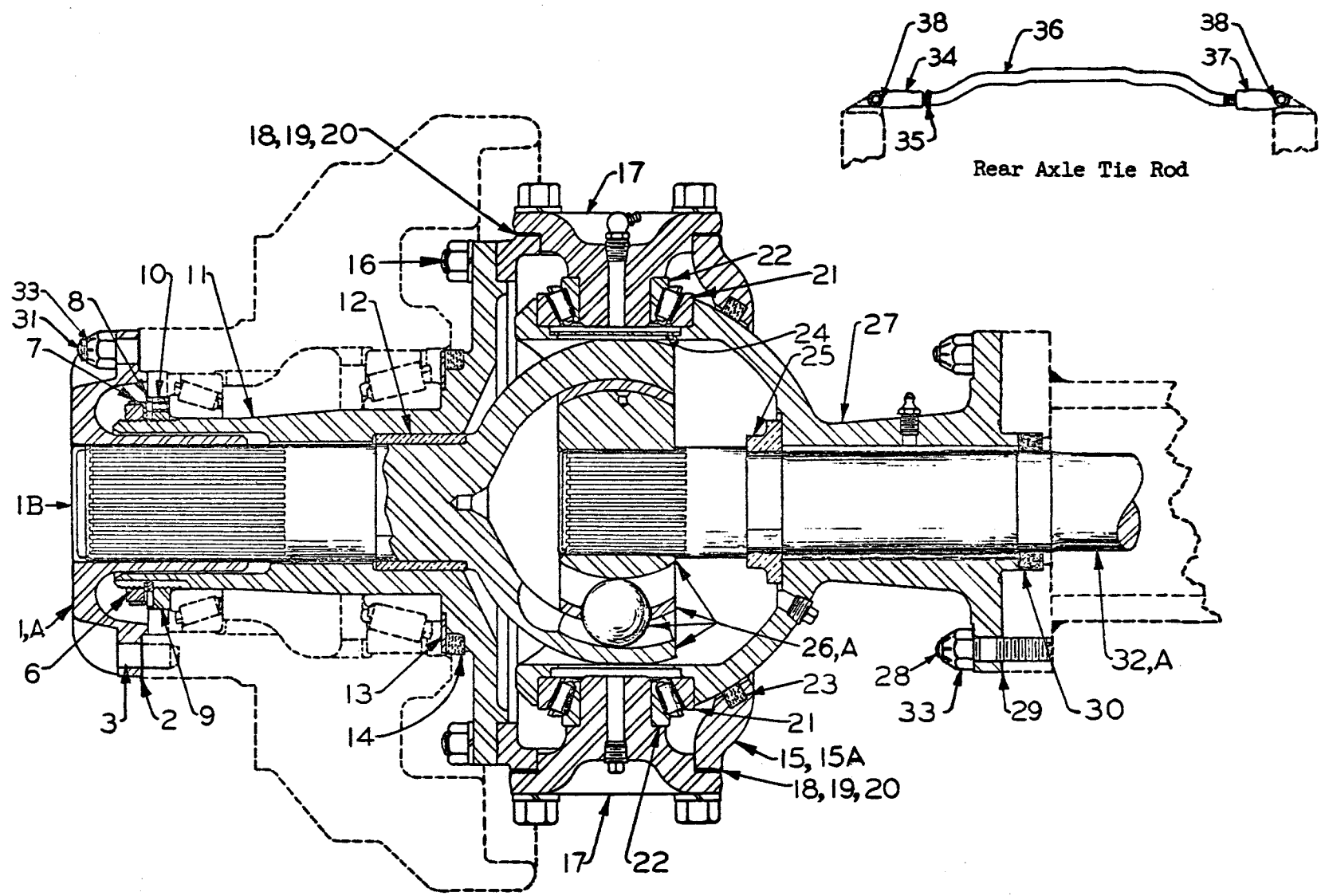
REAR PROPELLER SHAFT  
 (From Transfer Case to Rear Axle Gear Carrier  
 (Super 300)

REF. NO.	PART NO.	QUANTITY	DESCRIPTION
0		1	PROPELLER SHAFT, complete
1	PGF-8807-57	2	SPIDER AND BEARING GROUP (includes Ref. Nos. 6, 7 and 8 assembled)
2	465289	1	JOINT GROUP (includes Ref. Nos. 4 to 12 inclusive)
3	PGF-18796	1	YOKE, fitting (27 involute spline)
4	PGF-9717-55	16	CAPSCREW
6		8	BEARING GROUP (not sold separately. Order Ref. No. 1)
7	465149	8	WASHER, cork
8		2	SPIDER GROUP (not sold separately. Order Ref. No. 1)
9	465292	1	SLIP YOKE, with dust cup
10	465013	1	RETAINER, felt
11	465293	1	FELT
12	465294	2	WASHER, felt retainer
13	PGF-18139-55	1	PROPELLER TUBE AND JOINT GROUP (includes Ref. Nos. 4, 6, 7, 8 and 14)
14	465314	1	PROPELLER TUBE GROUP
15	PGF-18670	1	YOKE, fitting (10 spline)
15A	PGF-19591	1	YOKE, fitting (31 involute spline)



REAR AXLE STEERING KNUCKLE, WHEEL AND TIRE  
(ON PACER 300)

REF. NO.	PART NO.	QUANTITY	DESCRIPTION
1		1	TIRE (tubeless type), 14.00 x 24 - 12 ply
2	PGF-16797	1	"O" RING (for tubeless type tires)
3	PGF-16693	1	RING, locking
4	PGF-16694	1	RING, side
5	PGF-16695	1	WHEEL WITH RIM (less rings)
6	PGF-9591	10	STUD, wheel
7	PGF-7357	10	NUT, wheel stud
8	PG-2515	1	HUB, wheel
9	PGF-16791	1	VALVE STEM ASSEMBLY (for tubeless type tires)
10	312814	1	CONE AND ROLLERS, bearing
11	313366	1	CUP, bearing
12	312888	1	CONE AND ROLLERS, bearing
13	313407	1	CUP, bearing
14	PGF-8757	1	BOLT, fork
15	PGF-8753	1	BUSHING, knuckle flange
16	737010	1	NUT, slotted



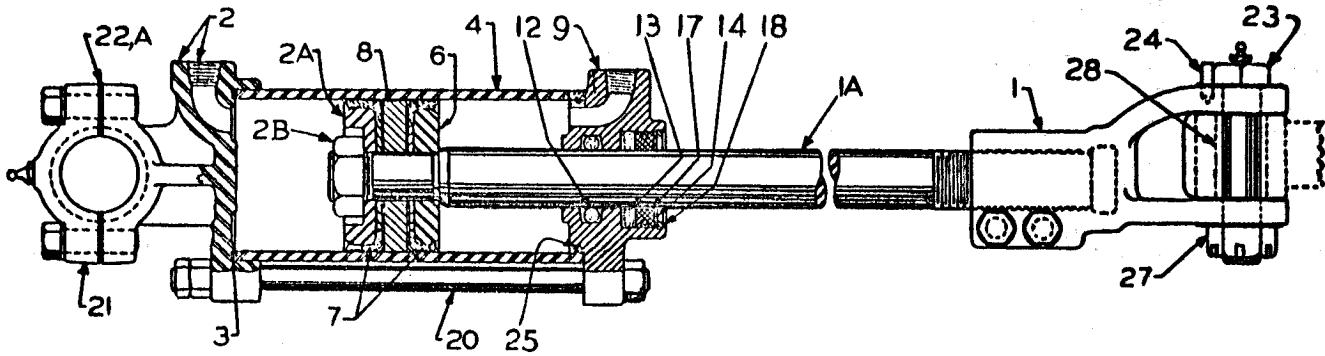
(For Part Numbers, see next page)

REAR AXLE STEERING KNUCKLE, UNIVERSAL JOINT AND TIE ROD (On Pacer 300)

REAR AXLE STEERING KNUCKLE, UNIVERSAL JOINT AND TIE ROD ON PACER 300  
(For illustration, see preceding page)

REF. NO.	PART NO.	QUANTITY	DESCRIPTION
1	FGF-19036	1	HUB, driving
1A	FGF-19567	1	HUB, driving
1B	ASF-7960-25	1	PLUG
2	FGF-15591	1	GASKET
3	FGF-15413	2	PIN, dowel
6	FGF-5436	1	NUT, lock
7	FGF-5439	1	WASHER, lock
8	FGF-5438	1	WASHER
9	FGU-5437	1	ADJUSTING NUT WITH PIN (includes Ref. No. 10)
10	FGF-3677	1	PIN, adjusting nut
11	FGF-15550	1	KNUCKLE, steering
12	FGF-19034	1	BUSHING, steering knuckle
13	FGF-4358	1	WASHER
14	FGF-4360	1	FELT
15	FGP-2524	1	FLANGE, knuckle, L.H. - with two FGF-8753 bushings
15A	FGP-2410	1	FLANGE, knuckle, R.H. - with one FGF-8753 bushing
16	FGF-13550	12	STUD
17	FGF-14727	2	CAP, steer bearing
18	FGF-4345	As req'd	SHIM (.005)
19	FGF-4346	As req'd	SHIM (.007)
20	FGF-4347	As req'd	SHIM (.020)
21	313380	2	CUP, bearing
22	312836	2	CONE AND ROLLERS, bearing
23	FGF-4362	1	FELT
24	FGF-4339-2	1	RETAINER, grease
25	FG-2123	1	RETAINER, axle
26	FGF-16177	1	* DRIVE JOINT GROUP (12 external splines)
26A	FGF-19566	1	* DRIVE JOINT GROUP (33 external involute splines)
27	FGF-15505	1	SOCKET, trunnion
28	FGF-15888	8	STUD
29	FGF-12824	1	GASKET
30	194206	1	SEAL, oil
31	FGF-15534	8	STUD
32	FGF-14521	1	SHAFT, drive
32A	FGF-19601	1	SHAFT, drive (33 involute splines at joint)
33	914008	16	NUT, huglock
34	FG-2211	1	FORK (also order FGF-13270 pin)
35	FGF-3955	1	NUT, adjusting
36	HCF-2556	1	ROD, tie
37	FG-2212	1	FORK (also order FGF-13270 pin)
38	FGF-13270	2	PIN, locking (for fork bolt)

Note: \* Drive joint repair parts not sold separately. Order complete drive joint group.

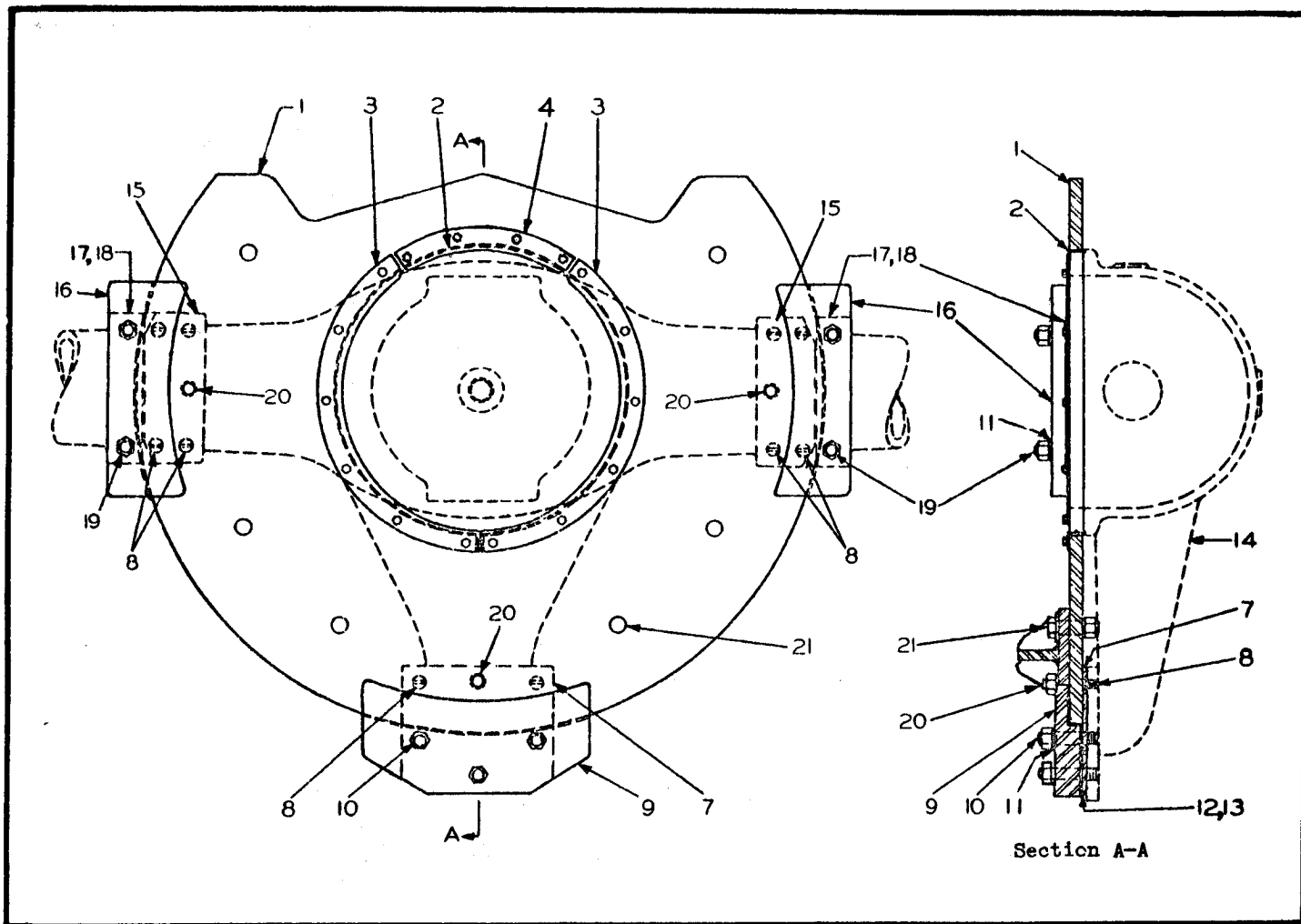


-O-

REAR AXLE STEERING RAM  
(On Pacer 344, 345 and 346)

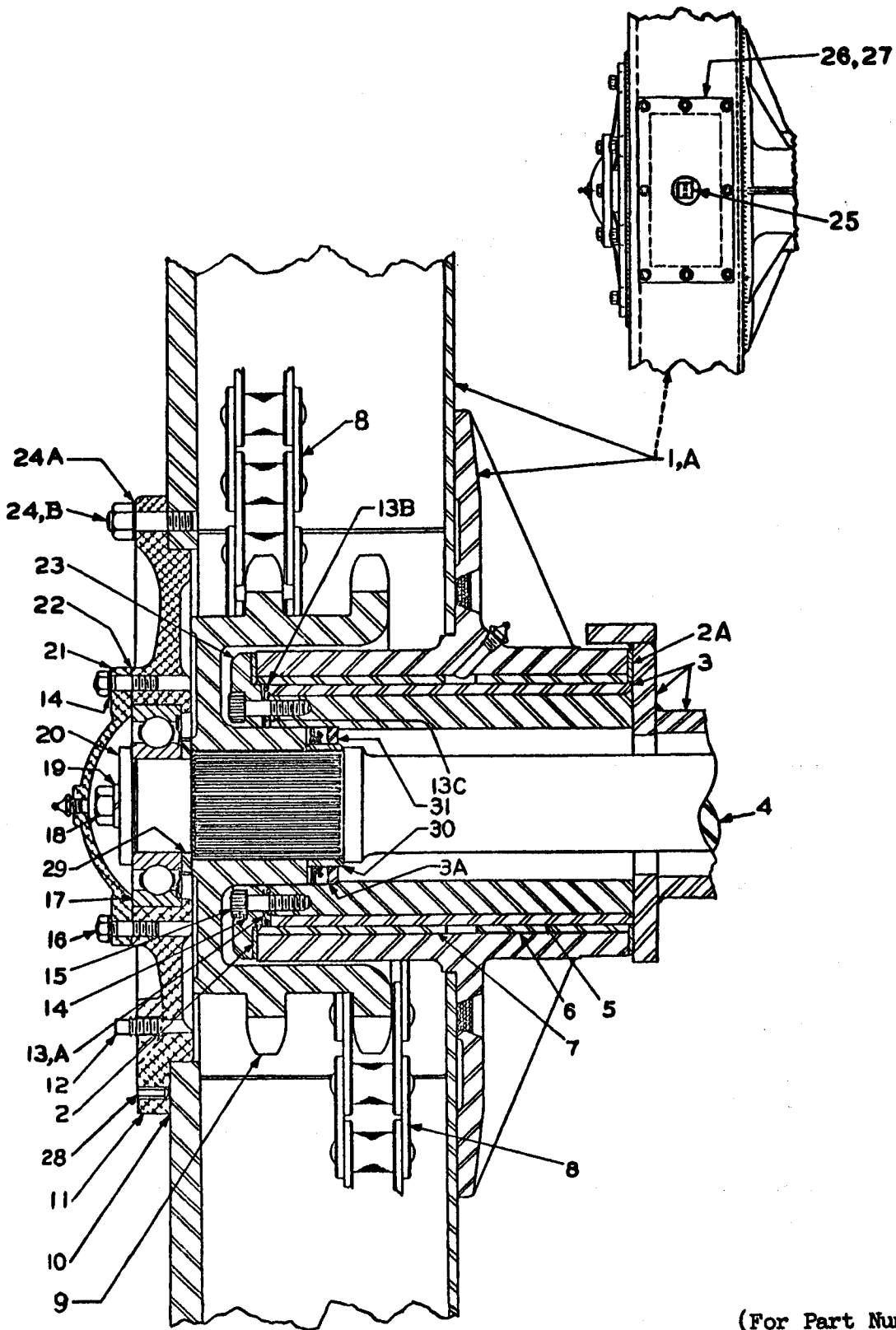
REF. NO.	PART NO.	QUANTITY	DESCRIPTION
0	FGU-2611	1	STEERING RAM GROUP (includes Ref. Nos. 1 to 25 inclusive except Ref. No. 23)
1	FG-2329	1	FORK, piston rod
1A	FGF-19897	1	ROD, piston
2	FG-2456	1	BASE
2A	FGF-10804	1	SPREADER, outer
2B	HCF-14312-12	1	NUT
3	FGF-9648-69	1	"O" RING
4	FGF-16434	1	CYLINDER
6	FGF-1158	1	SPREADER, inner
7	FGF-11753	2	CUP
8	FG-A-320	1	PISTON
9	FG-2463	1	HEAD
12	FGF-9648-28	1	"O" RING
13	FGF-6997	1	RING, felt wiper
14	SPF-1093	1	WASHER
17	FGF-1699	1	WIPER
18	SPF-1095	1	RING, snap
20	FGF-16435	4	ROD, tie
21	FGF-19042	1	CAP, ball
22	MGF-1992	4	SHIM, ball cap (.024)
22A	FGF-11856	4	SHIM, ball cap (.010)
23	FGF-8757	1	BOLT, fork
24	FGF-13270	1	PIN
25	FGF-9648-1	1	"O" RING
27	737010	1	NUT, slotted
28	FGF-8753	1	BUSHING, knuckle flange





REAR AXLE CIRCLE ON SUPER 300

REF. NO.	PART NO.	QUANTITY	DESCRIPTION
1	FGF-16628	1	PLATE, support
2	PGF-15903	1	BUSHING, support plate
3	PGF-16678	1	RETAINER, felt
4	PGF-15739	1	FELT
5	064540	3	FITTING, lubrication
7	FGF-14692	1	PLATE, wear - rear
8	743019	2	CAPSCREW
9	FGF-16975	1	GUIDE
10	FGF-16976	3	STUD
11	766014	7	WASHER, lock, external teeth
12	FGF-14697	As req'd	SHIM, guide - .010" thick
13	PGF-14696	As req'd	SHIM, guide - .030" thick
14			HOUSING, rear axle (see separate page)
15	FGF-19518	2	PLATE, wear - side
16	FGF-15574	2	GUIDE
17	FGF-15565	As req'd	SHIM, guide - .030" thick
18	PGF-15566	As req'd	SHIM, guide - .010" thick
19	FGF-14702	4	STUD
20	FGF-15242	3	STUD
21	FGF-17019	6	BOLT
22	743026	12	CAPSCREW
23	FGF-16361	4	PIN, dowel - for wear plate

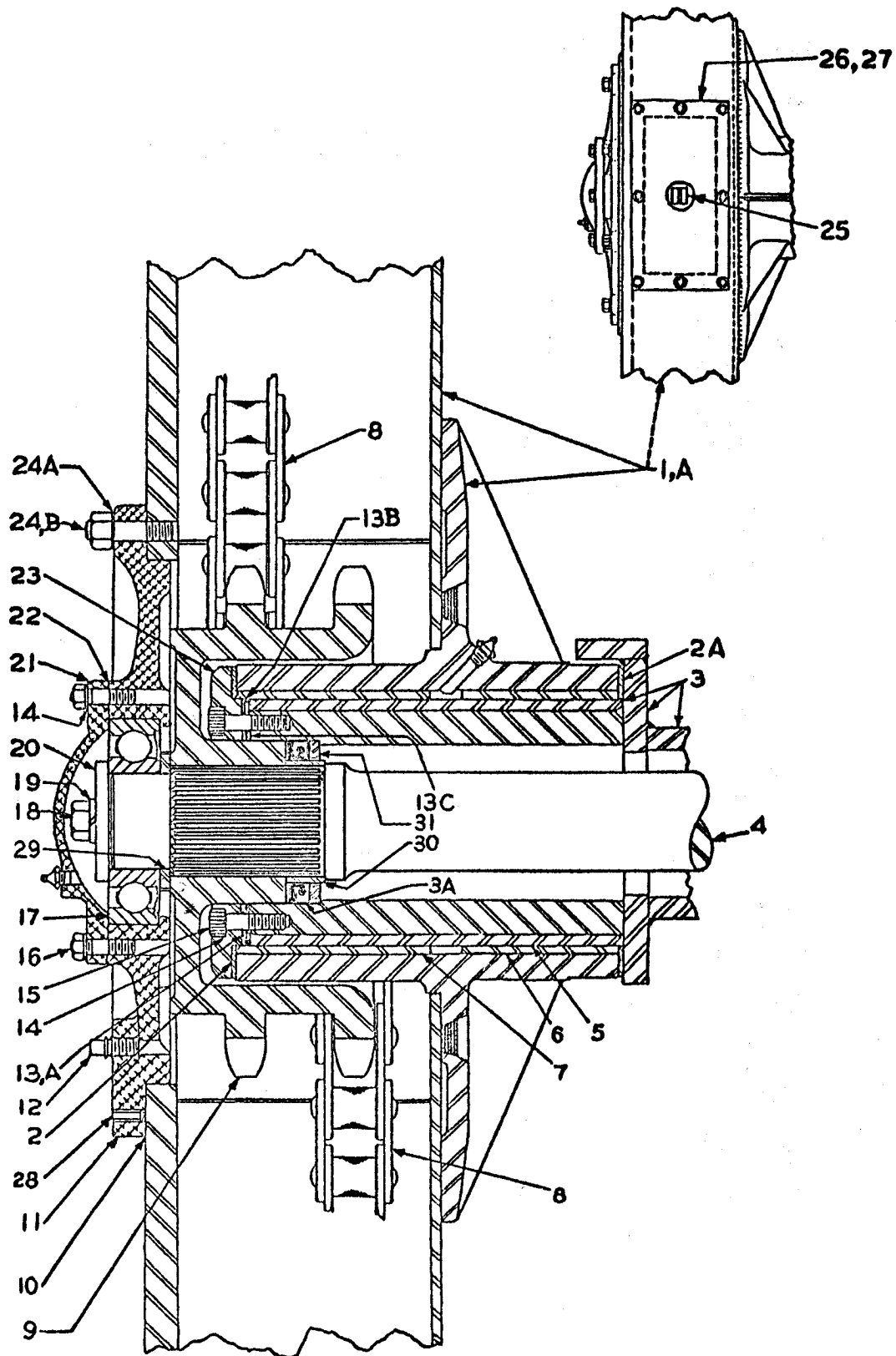


(For Part Numbers,  
see next page)

REAR AXLE PIVOT CASE AND SHAFT  
 (On Super 300)  
 (2" Pitch Chain)  
 (Superseded)

REAR AXLE PIVOT CASE AND SHAFT  
(On Super 300)  
(For illustration, see preceding page)

REF. NO.	PART NO.	QUANTITY	DESCRIPTION
1	FGF-17659	1	PIVOT CASE WITH LINERS - L.H. (includes Ref. Nos. 6 and 7)
1A	FGF-17658	1	PIVOT CASE WITH LINERS - R.H. (includes Ref. Nos. 6 and 7)
2	FGF-11505	1	WASHER, thrust
2A	FGF-17228	1	WASHER, thrust
3		1	REAR AXLE HOUSING (see gear carrier page)
3A	FGF-19946	1	SEAL, oil (used on Ref. No. 9)
4	FGF-18654	1	SHAFT, drive
5	FGF-17229	1	LINER, rear axle housing (8-29/32" long)
6	FGF-14804	1	LINER, inner, pivot case
7	FGF-14805	1	LINER, outer, pivot case
8	FGF-17667	2	CHAIN, drive (2" pitch) <i>RC/60</i>
9	FGF-18653	1	SPROCKET, double (uses oil seal Ref. No. 3A) (2" pitch)
10	FGF-13527	1	GASKET, bearing housing
11	FG-2284	1	HOUSING, bearing
12	810001	1	PLUG, pipe, oil level
13	FGF-14420	3	SHIM (.010)
13A	FGF-12128	2	SHIM (.024)
13B	FGF-9648-47	1	"O" RING
13C	FGF-14419	1	WASHER
14	766009	16	WASHER, lock, external teeth
15	983207	10	CAPSCREW, hollow head
16	ASF-7738	6	STUD
17	311270	1	BEARING, ball
18	742787	1	BOLT
19	778015	1	WASHER, lock
20	FGF-10986	1	WASHER
21	FG-2115	1	CAP, bearing
22	FGF-10982	1	GASKET
23	FGF-12131	1	RETAINER, pivot case
24	FGF-13516	6	STUD (top and bottom)
24A	766013	6	WASHER, lock, external teeth (top and bottom)
24B	FGF-13647	6	SCREW, ctsk. hex-socket head (for ends)
25	FGF-15330	1	PLUG, vent and oil filler
26	FGF-16781	1	COVER, pivot case, inspection hole (center)
27	FGF-16779	1	GASKET, cover, pivot case
28	798130	2	SETSCREW, hex-socket, round point
29	FGF-18660	1	WASHER, axle end
30	FGF-18661	1	RING, seal
31	FGF-19288	1	WASHER

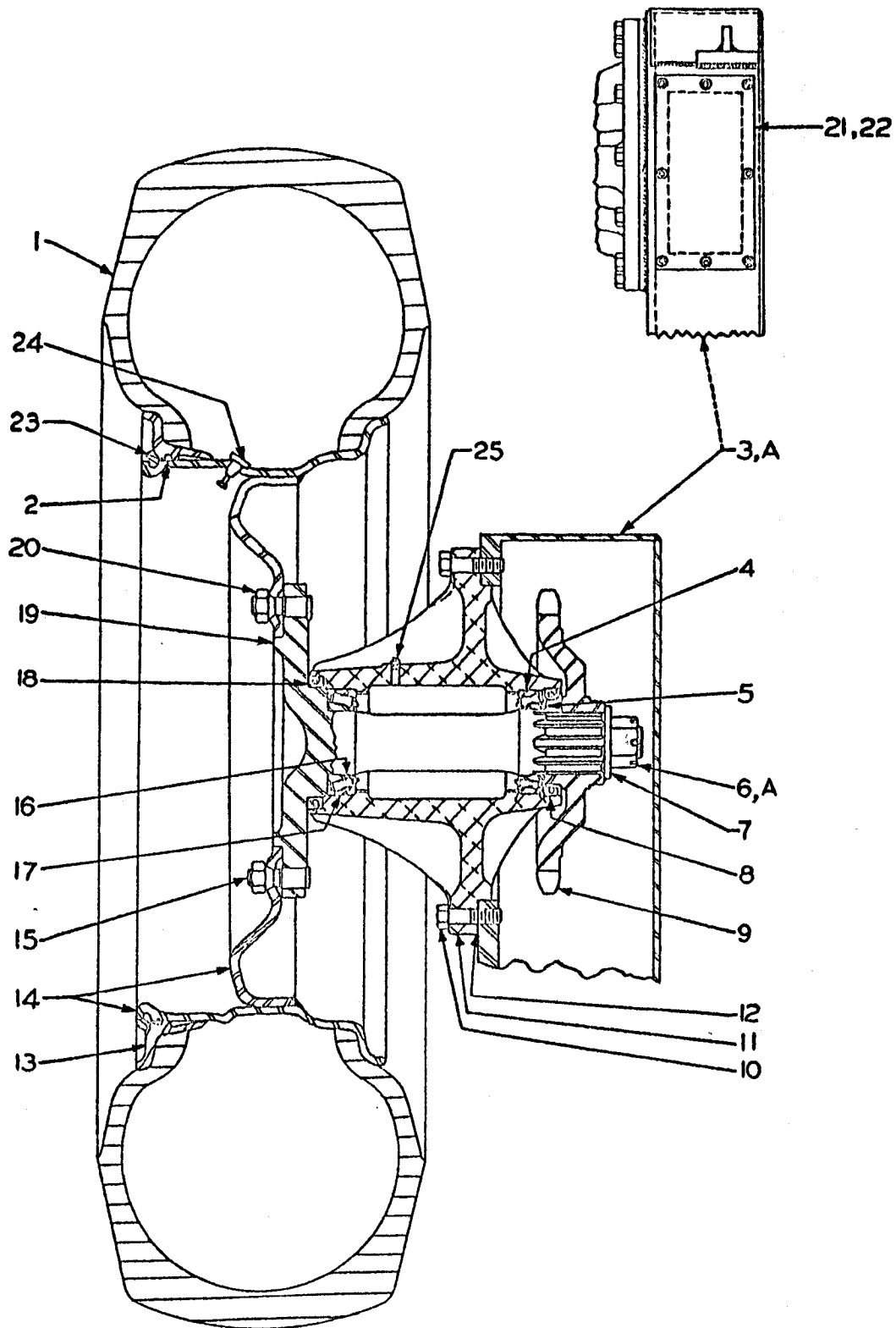


REAR AXLE PIVOT CASE AND SHAFT  
 (ON SUPER 300)  
 (2" Pitch Chain)  
 (Effective Machine No. 13916 and up)

(For Part Numbers,  
 see next page)

**REAR AXLE PIVOT CASE AND SHAFT**  
**(ON SUPER 300)**  
(For illustration, see preceding page)

REF. NO.	PART NO.	QUANTITY	DESCRIPTION
1	PGF-17659	1	PIVOT CASE WITH LINERS - L.H. (includes Ref. Nos. 6 and 7)
1A	PGF-17658	1	PIVOT CASE WITH LINERS - R.H. (includes Ref. Nos. 6 and 7)
2	PGF-11505	1	WASHER, thrust
2A	PGF-17228	1	WASHER, thrust
3		1	REAR AXLE HOUSING (see gear carrier page)
3A	PGF-19946	1	SEAL, oil (used on Ref. No. 9)
4	PGF-19522	1	SHAFT, drive
5	PGF-17229	1	LINER, rear axle housing (8-29/32" long)
6	PGF-14804	1	LINER, inner, pivot case
7	PGF-14805	1	LINER, outer, pivot case
8	PGF-17667	2	CHAIN, drive (2" pitch)
9	PGF-19535	1	SPROCKET, double (uses oil seal Ref. No. 3A) (2" pitch)
10	PGF-13527	1	GASKET, bearing housing
11	FG-2639	1	HOUSING, bearing
12	810001	1	PLUG, pipe, oil level
13	PGF-14420	3	SHIM (.010)
13A	PGF-12128	2	SHIM (.024)
13B	PGF-9648-47	1	"O" RING
13C	PGF-14419	1	WASHER
14	766009	16	WASHER, lock, external teeth
15	983207	10	CAPSCREW, hollow head
16	741321	6	STUD
17	311205	1	BEARING, ball
18	742787	1	BOLT
19	778015	1	WASHER, lock
20	PGF-10986	1	WASHER
21	FG-2638	1	CAP, bearing
22	PGF-19520	1	GASKET
23	PGF-12131	1	RETAINER, pivot case
24	PGF-13516	6	STUD (top and bottom)
24A	766013	6	WASHER, lock, external teeth (top and bottom)
24B	PGF-13647	6	SCREW, countersunk hex-socket head (for ends)
25	PGF-15330	1	PLUG, vent and oil filter
26	PGF-16781	1	COVER, pivot case, inspection hole (Center)
27	PGF-16779	1	GASKET, cover, pivot case
28	798130	2	SETSCREW, hex-socket, round point
29	PGF-19521	1	WASHER, axle end
30	PGF-19932	1	RING, seal
31	PGF-19508	1	WASHER

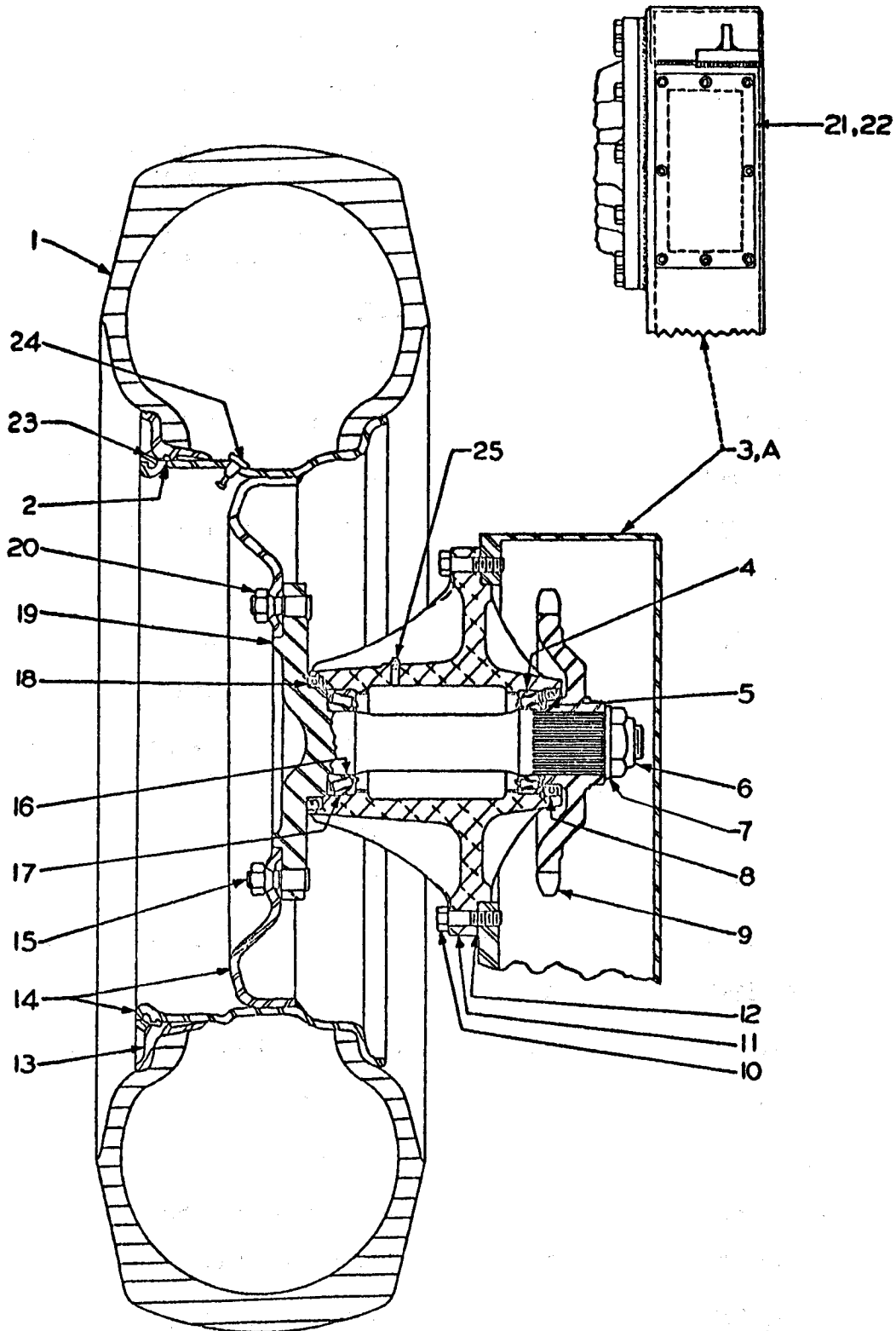


(For Part Numbers,  
see next page)

REAR WHEEL AND AXLE ASSEMBLY  
(ON SUPER 300)  
(2" Pitch Chain)  
(SUPERSEDED)

REAR WHEEL AND AXLE ASSEMBLY ON SUPER 300  
(For illustration, see preceding page)

REF. NO.	PART NO.	QUANTITY	DESCRIPTION
1		1	TIRE (tubeless type), 13.00 x 24 - 10 ply
2	FGF-16797	1	"O" RING (for tubeless type tires)
3			PIVOT CASE WITH LINERS - L.H. (see separate page)
3A			PIVOT CASE WITH LINERS - R.H. (see separate page)
4	313452 <i>39520 Tim</i>	1	CUP, bearing
5	312995 <i>39585 Tim</i>	1 $2\frac{1}{2}$ <i>1300</i>	CONE AND ROLLERS, bearing
6	734013	1	NUT, wheel axle (order Ref. 6A)
6A	<span style="border: 1px solid black; padding: 2px;">FGF-19242</span>	1	NUT, wheel axle
7	FGF-17798	1	WASHER (used with Ref. 6A only)
8	194256	1	SEAL, oil - <i>31886 CIR</i>
9	FGF-17778	1	SPROCKET, wheel axle (2" pitch)
10	FGF-12166	12	CAPSCREW, self-locking
11	FGU-2575	1	WHEEL AXLE HUB WITH CUPS (includes Ref. Nos. 4 and 17)
12	FGF-11007	1	GASKET
13	FGF-16694	1	RING, side
14	FGF-16793	1	WHEEL WITH RIM (less rings)
15	FGF-16541	10	STUD, wheel
16	319011 - <i>42688 Tim</i>	1	CONE AND ROLLERS, bearing
17	313461 <i>42620</i>	1	CUP, bearing
18	194326	1	SEAL, oil <i>50650 CIR</i>
19	FGF-18293	1	AXLE, wheel (10 spline) $2\frac{1}{2}$ "
20	FGF-7357	10	NUT, wheel stud
21	FGF-16780	2	COVER, pivot case, inspection hole (ends)
22	FGF-16779	2	GASKET, cover, pivot case
23	FGF-16693	1	RING, locking
24	FGF-16791	1	VALVE STEM ASSEMBLY (for tubeless type tires)
25	813000	1	PLUG, pipe



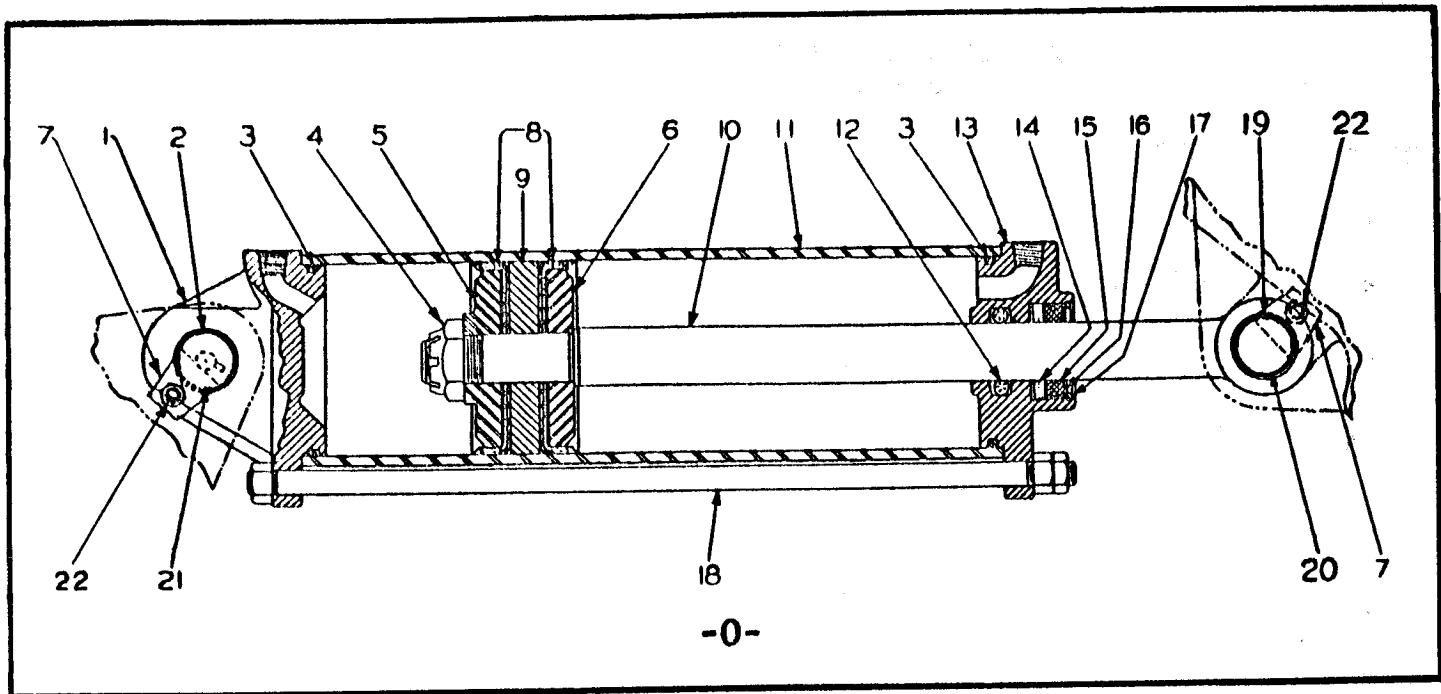
REAR WHEEL AND AXLE ASSEMBLY  
 (ON SUPER 300)  
 (2" Pitch Chain)  
 (Effective Machine No. 13916 and up)

(For Part Numbers,  
see next page)



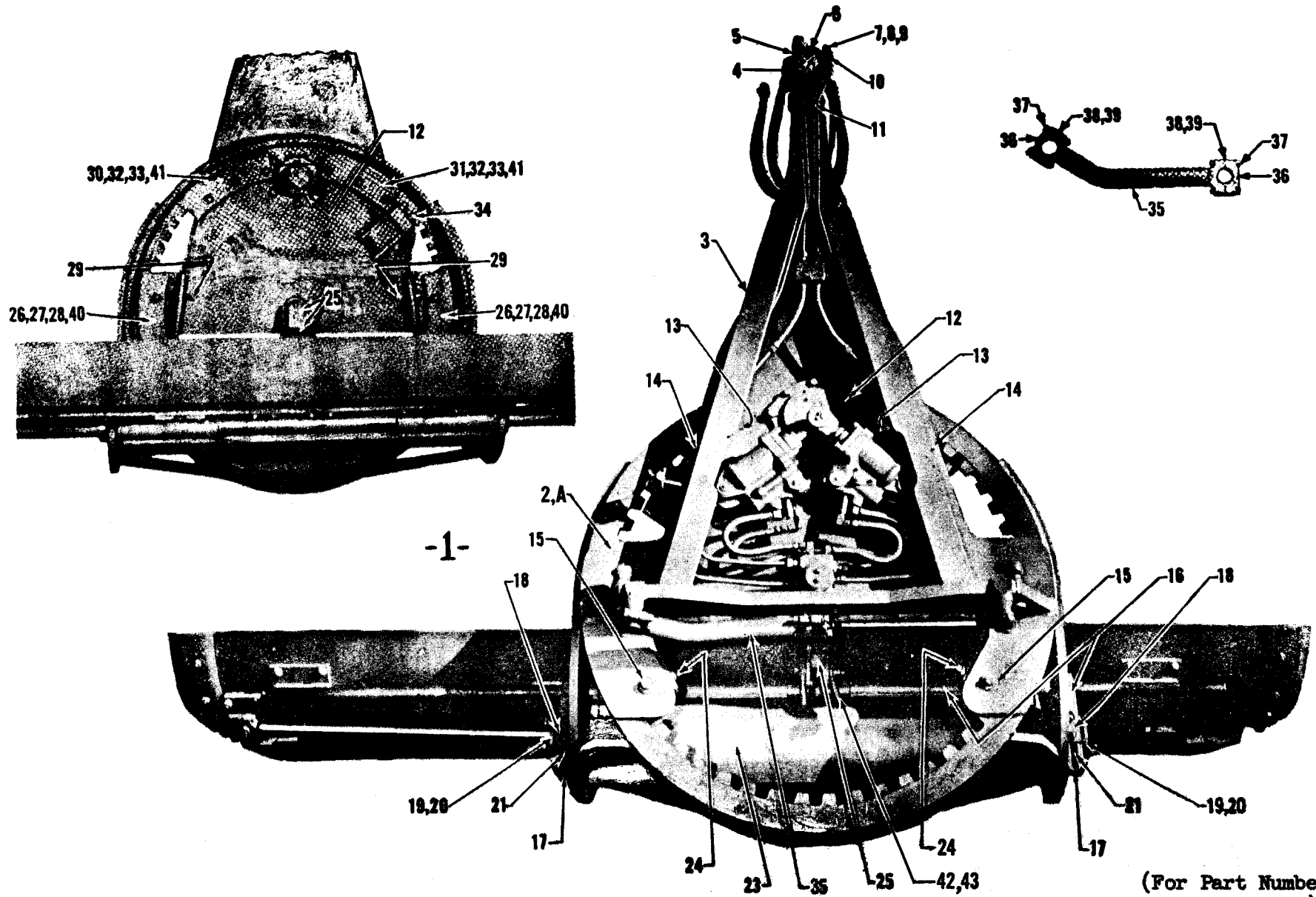
REAR WHEEL AND AXLE ASSEMBLY ON SUPER 300  
(For illustration, see preceding page)

REF. NO.	PART NO.	QUANTITY	DESCRIPTION
1		1	TIRE (tubeless type), 13.00 x 24 - 10 ply
2	FGF-16797	1	"O" RING (for tubeless type tires)
3			PIVOT CASE WITH LINERS - L.H. (see separate page)
3A			PIVOT CASE WITH LINERS - R.H. (see separate page)
4	313452	1	CUP, bearing
5	312995 <i>39590 tires</i>	1 <i>2 5/8 130</i>	CONE AND ROLLERS, bearing
6	FGF-19647	1	NUT, wheel axle
7	FGF-19543	1	WASHER
8	194414	1	SEAL, oil
9	FGF-19532	1	SPROCKET, wheel axle (2" pitch)
10	FGF-12166	12	CAPSCREW, self-locking
11	FGU-3369	1	WHEEL AXLE HUB WITH CUPS (includes Ref. Nos. 4 and 17)
12	FGF-11007	1	GASKET
13	FGF-16694	1	RING, side
14	FGF-16793	1	WHEEL WITH RIM (less rings)
15	FGF-16541	10	STUD, wheel
16	319011	1	CONE AND ROLLERS, bearing
17	313461	1	CUP, bearing
18	194415	1	SEAL, oil
19	FGF-19542 <i>5244272</i>	1	AXLE, wheel (41 Spline)
20	FGF-7357	10	NUT, wheel stud
21	FGF-16780	2	COVER, pivot case, inspection hole (ends)
22	FGF-16779	2	GASKET, cover, pivot case
23	FGF-16693	1	RING, locking
24	FGF-16791	1	VALVE STEM ASSEMBLY (for tubeless type tires)
25	813000	1	PLUG, pipe



REAR AXLE STEERING RAM (4 1/2" I.D.)  
(On Super 300)

REF. NO.	PART NO.	QUANTITY	DESCRIPTION
0	PGU-2733	2	STEERING RAM GROUP (includes Ref. Nos. 1 to 18 inclusive)
1	PGP-1993	1	BASE WITH BUSHING (includes Ref. No. 2)
2	PGF-10455	1	BUSHING, ram base
3	PGF-9648-14	2	"O" RING
4	911012	1	NUT
5	PGF-11082	1	SPREADER, outer
6	PGF-11083	1	SPREADER, inner
7	PGF-16552	2	KEEPER, for pin
8	PGF-11774	2	CUP
9	PG-A-2003	1	PISTON
10	PGF-19908	1	ROD, piston
11	PGF-15564	1	CYLINDER
12	PGF-9648-28	1	"O" RING
13	PG-1992	1	HEAD
14	PGF-6997	1	FELT
15	PGF-1699	1	WIPER
16	SPF-1093	1	WASHER
17	SPF-1095	1	RING, snap
18	PGF-12625	4	ROD, tie
19	PGF-16496	1	BUSHING, ram head
20	PGF-16555	1	PIN, ram head
21	PGF-16612	1	PIN, ram base
22	PGF-15584	2	STUD



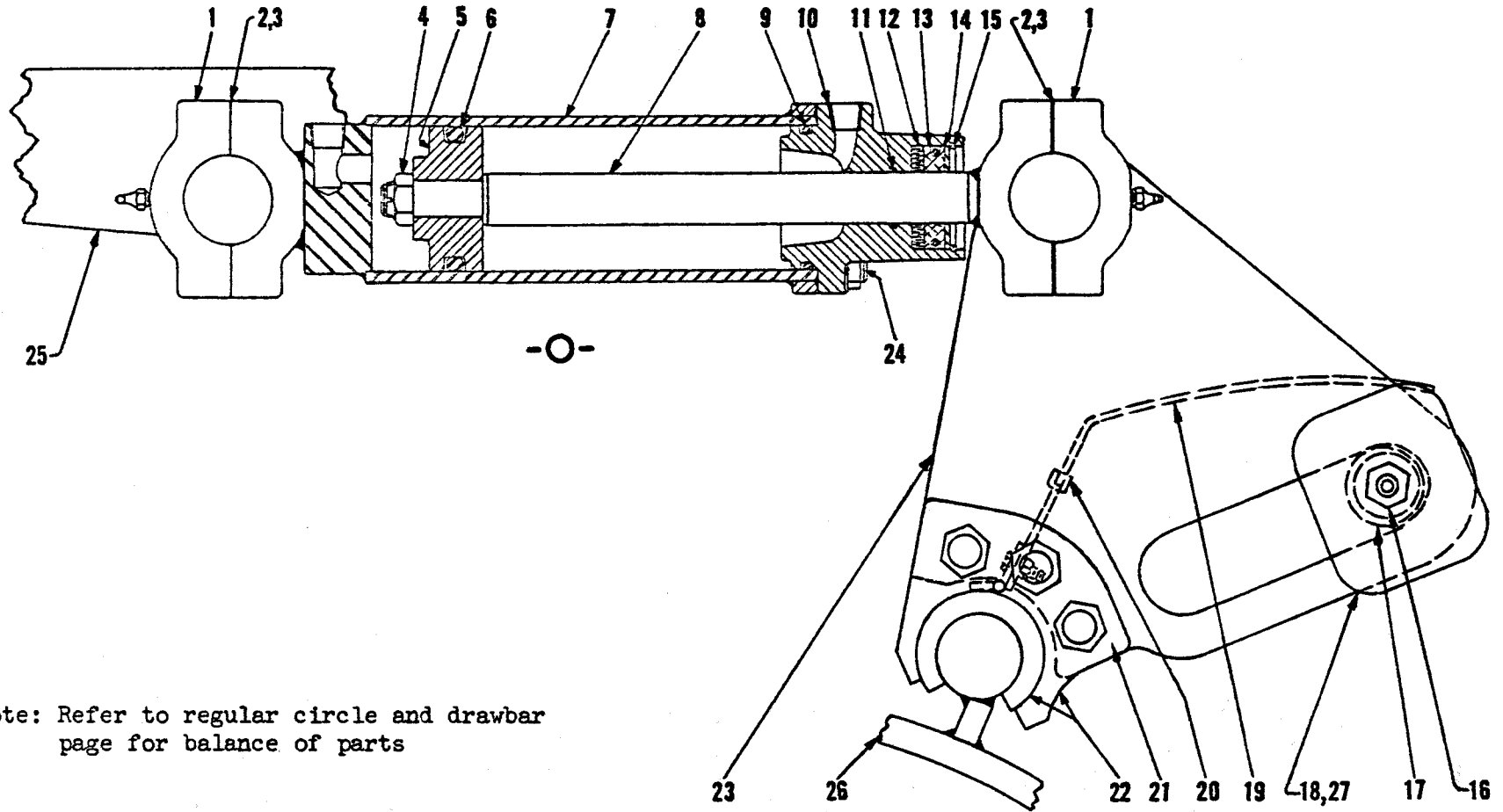
(For Part Numbers, see next page)

CIRCLE AND DRAWBAR



**CIRCLE AND DRAWBAR**  
(For illustration, see preceding page)

REF. NO.	PART NO.	QUANTITY	DESCRIPTION
1		1	CIRCLE AND DRAWBAR GROUP (no blades)
2	PGF-18978	1	CIRCLE GROUP (includes Ref. Nos. 19, 20 & 21)
2A	PGF-18794	1	CIRCLE GROUP (includes Ref. Nos. 19, 20 & 21) Machine #346-9576 and up
3	PGF-16860	1	CIRCLE DRAWBAR GROUP (includes Ref. Nos. 4 & 5)-(with solenoid type circle latch)
4	PGF-9236-3	1	BALL (welds on)
5	PG-2059	1	CAP, ball (in drawbar assembly)
6	PG-2060	1	SOCKET, ball
7	PGF-11874	4	STUD
8	738009	8	NUT, stud
9	778019	8	WASHER, lock, stud nut
10	HTF-367	12	SHIM, ball cap
11	PGF-9529	1	CLAMP, tube
12			HUB, pinion support, circle front (see separate page)
13	PGF-11680	2	CLAMP, tube
14	742890	2	BOLT
15	PGF-10607	6	WASHER
16	PGF-18198	1	TUBE AND TILTING LINKS (includes Ref. No. 17)
17	PGF-15719-1	2	LINK, tilt (welds on)
18	PGF-11931	2	WASHER, plate, anchor lug
19	PGF-12993-1	2	PLATE, anchor lug stud (welds on)
20	PGF-12993-2	2	STUD, anchor lug (welds on)
21	PG-2065	2	LUG, anchor (in circle assembly)
23	PGF-17983	1	SHIELD, ram
24	755153	2	SETSCREW, cup point
25			CIRCLE REVERSE JUNCTION BLOCK WITH PLUG AND ROTATING LINKAGE (see hydraulic piping page)
26	PGF-9620	2	SUPPORT, rear circle
27	PGF-10414	As req'd	SHIM, rear circle support (.015)
28	PGF-10413	As req'd	SHIM, rear circle support (.030)
29	755288	2	SETSCREW, cup point
30	PGF-9618	1	SUPPORT, front circle - right hand
31	PGF-9617	1	SUPPORT, front circle - left hand
32	PGF-8948	As req'd	SHIM, front circle support (.015)
33	PGF-8949	As req'd	SHIM, front circle support (.032)
34			LATCH, circle (see separate page)
35	PGF-19046	1	LINK, high lift
36	PGF-19042	2	CAP, ball
37	986318	4	BOLT, ball cap
38	PGF-11856	8	SHIM, ball cap (.010)
39	MGF-1992	4	SHIM, ball cap (.024)
40	PGF-17589	4	SPACER, rear circle support
41	PGF-17590	4	SPACER, front circle support
42	PGF-16337-1	1	MOLDING (ram shield cutout)
43	PGF-17732	1	CLAMP (blade side shift hose)



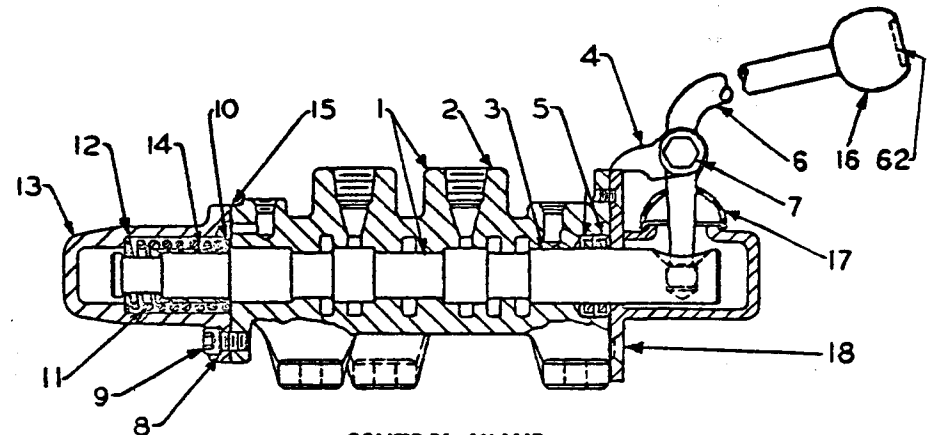
Note: Refer to regular circle and drawbar page for balance of parts

RAM, CIRCLE AND ARMS FOR POWER BLADE TILT

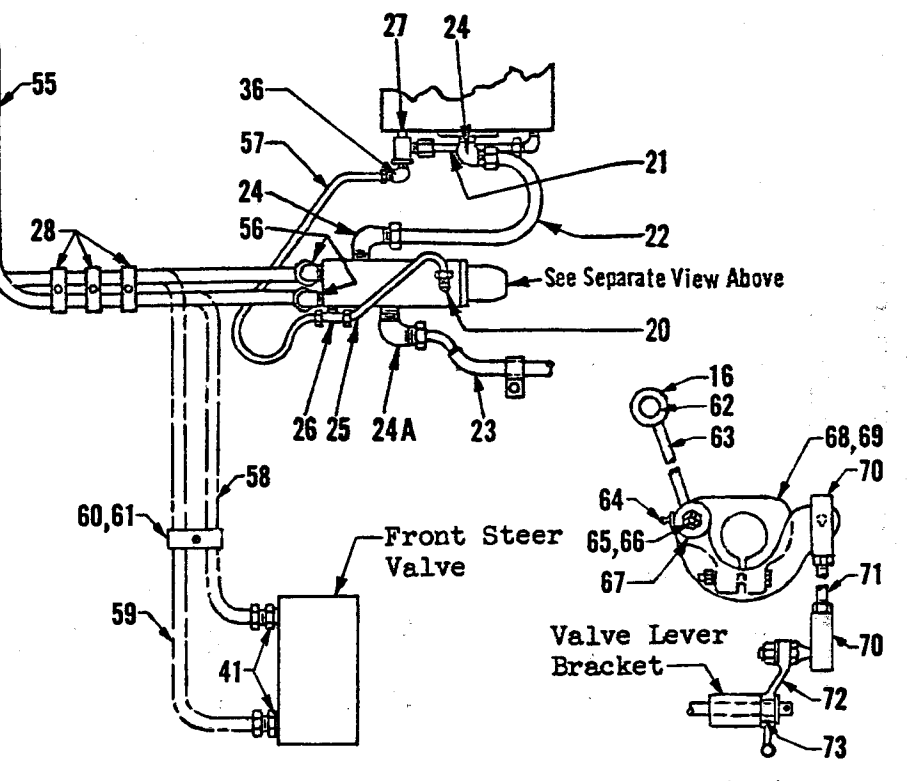
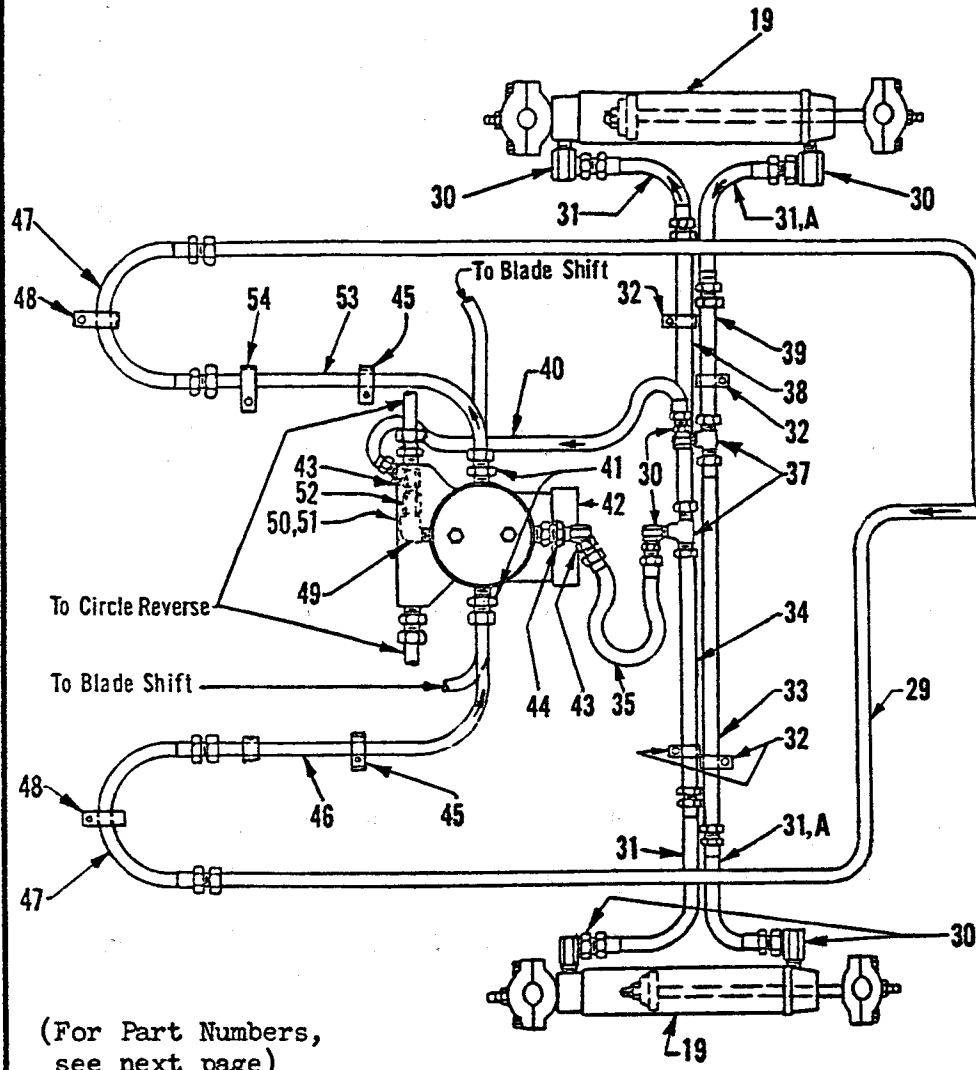
(For Part Numbers, see next page)

RAM, CIRCLE AND ARMS FOR POWER BLADE TILT  
 (For illustration, see preceding page)

REF. NO.	PART NO.	QUANTITY	DESCRIPTION
0	FGU-8416	2	RAM GROUP (includes Ref. Nos. 1 to 15 inclusive and Ref. No. 24)-(5-9/32" stroke)
1	FGF-19042	2	CAP
2	MGF-1992	2	SHIM (.024)
3	FGF-11856	2	SHIM (.010)
4	911008	1	NUT, huglock
5	AS-1076	1	PISTON
6	FGF-9648-12	1	"O" RING, piston
7	FGF-19054	1	CYLINDER
8	FGF-19053	1	ROD, piston
9	FGF-9648-13	1	"O" RING, large, ram head
10	AS-1078	1	HEAD
11	FGF-9648-16	1	"O" RING, small, ram head
12	FGF-7022	1	SEAL, felt
13	FGF-7026	1	WIPER
14	FGF-13171	1	WASHER
15	FGF-4515	1	RING, snap
16	FGF-17910	2	BOLT (Machine #9576 and up)
17	FGF-16252	2	BUSHING
18	FGF-17911	1	RETAINER - R.H.
19	FGF-17992	1	SHIELD
20	FGF-16337-1	1	MOLDING, rubber (for Ref. No. 19)
21	FGF-16338	4	SHIM (between Ref. Nos. 22 and 23)
22	FGF-18218	1	TILT ARM, R.H.
23	FGF-17939	1	TILT ARM, L.H.
24	HCF-1350	4	STUD
25	FGF-18882	1	CIRCLE (welded unit)-(Machine #9576 and up)
26			MOLDBOARD (see separate page)
27	FGF-17903	1	RETAINER - L.H.



CONTROL VALVE



(For Part Numbers, see next page)

Piping and Valve Control for Machines M-14034 and up (Orbitrol or Booster Steer only)

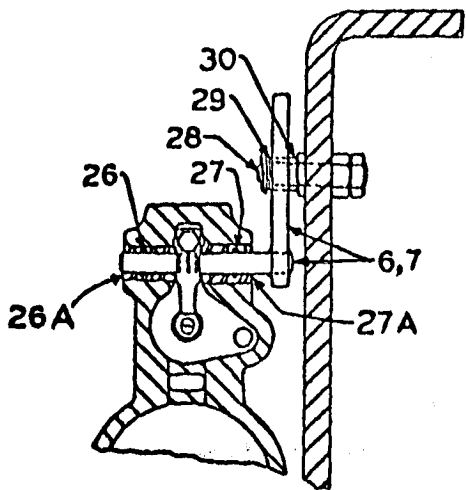
POWER BLADE TILT HYDRAULIC PARTS

**POWER BLADE TILT HYDRAULIC PARTS**  
(For illustration, see preceding page)

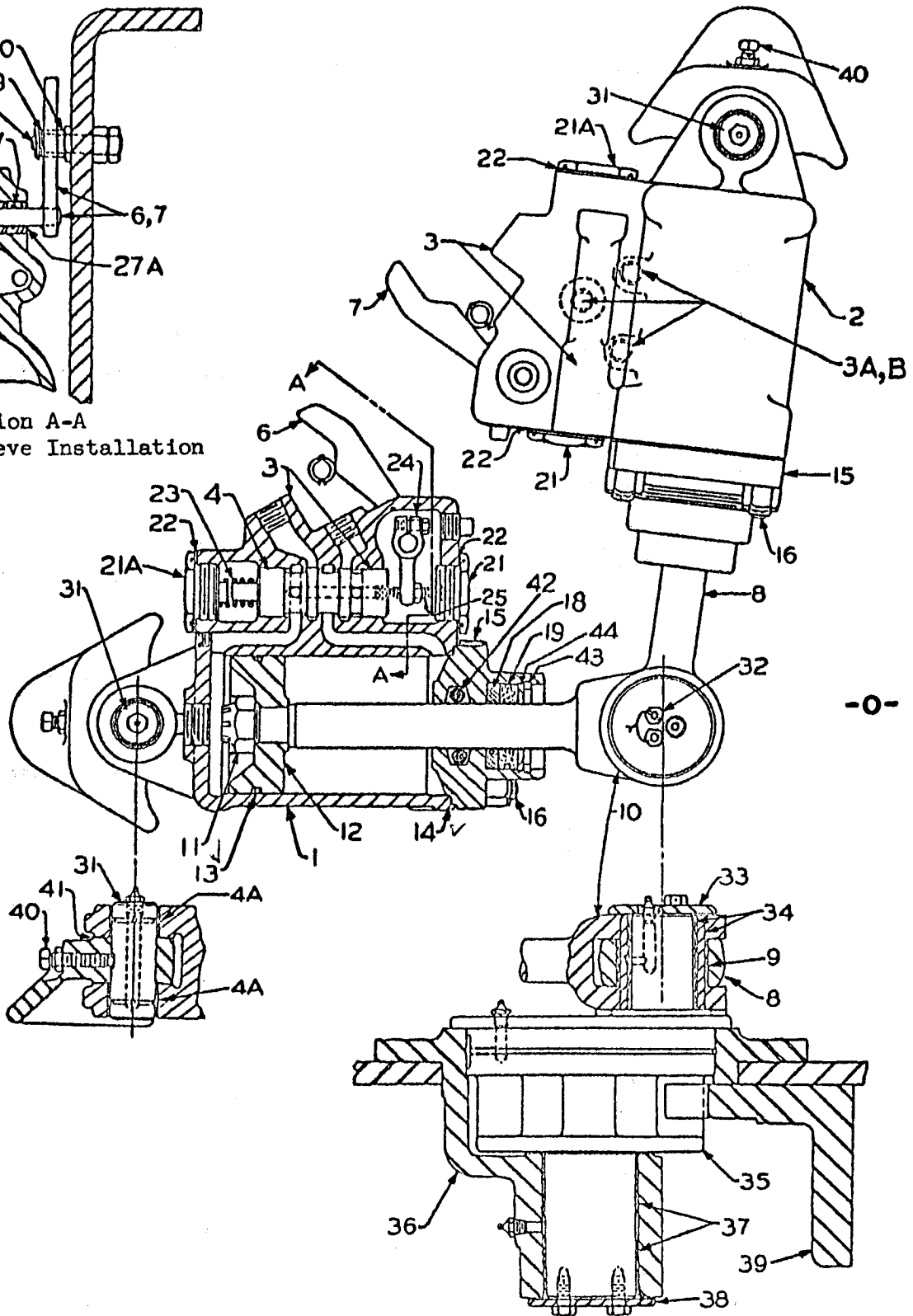
REF. NO.	PART NO.	QUANTITY	DESCRIPTION
1	FGU-1800	1	BODY WITH VALVE (includes Ref. Nos. 2 and 3)
2		1	¾ VALVE BODY
3		1	¾ VALVE PLUG (movable)
4	FG-2363	1	SUPPORT, valve lever
5	HCF-5980	2	SEAL, oil
6	FGF-16199	1	LEVER, valve
7	FGF-16346	1	BOLT
8	HCF-373	4	WASHER
9	819133	4	CAPSCREW
10	FGF-8785	1	WASHER
11	FGF-15988	1	SPRING
12	FGF-8780	1	WASHER
13	AS-1010	1	CAP
14	FGF-8781	1	SLEEVE
15	ASF-5105	1	GASKET
16	FGF-19503	1	BALL
17	FGF-15741	1	BOOT
18	FGF-16325	2	SCREW, flat head socket
19			RAM (see separate page)
20	FGF-10144-3	1	ELBOW
21		1	TUBE ASSEMBLY (see main hydraulic piping)
22	FGF-19795	1	TUBE ASSEMBLY
23	FGF-19249	1	TUBE ASSEMBLY
24	FGF-10144-8	2	ELBOW
24A	FGF-10144-18	1	ELBOW
25	FGF-16287	1	TUBE ASSEMBLY
26	FGF-10147-3	1	TEE
27	FGF-19613	1	TEE
28	FGF-11680	3	CLAMP
29	FGF-16301	1	TUBE ASSEMBLY
30	FGF-12282-5	6	SWIVEL ELBOW - 90°
31	FGF-16309	2 or 4	HOSE ASSEMBLY (10-3/4" overall length)
31A	FGF-10517	2	HOSE ASSEMBLY (11-7/8" overall length)
32	FGF-16319	4	CLIP
33	FGF-16312	1	TUBE ASSEMBLY
34	FGF-16313	1	TUBE ASSEMBLY
35	HCF-1135	1	HOSE ASSEMBLY (36" overall length)
36	FGF-10144-17	1	ELBOW
37	FGF-10186-7	2	TEE
38	FGF-16315	1	TUBE ASSEMBLY
39	FGF-16314	1	TUBE ASSEMBLY
40	FGF-16317	1	HOSE ASSEMBLY (44-1/2" overall length)
41	FGF-10143-7	2 or 4	CONNECTOR
42	FGF-16259	1	CONNECTOR PLATE, swivel body
43	FGF-12287-4	2	SWIVEL ELBOW - 45°
44	HCF-1568-6	1	UNION, adapter
45	FGF-16304	2	CLIP
46	FGF-16320	1	TUBE ASSEMBLY
47	FGF-16293	2	HOSE ASSEMBLY (79-1/4" overall length)
48	FGF-16300	2	CLIP
49	FGF-12291-3	1	ELBOW, street
50	FG-2458	1	BODY, swivel junction valve
51	FGF-16258	1	PLUG, swivel valve
52	FGF-10893	1	FITTING
53	FGF-16321	1	TUBE ASSEMBLY
54	FGF-16298	1	CLIP
55	FGF-16302	1	TUBE ASSEMBLY
56	FGF-10144-7	2	ELBOW
57	FGF-19616	1	TUBE ASSEMBLY
58	FGF-19983	1	TUBE ASSEMBLY
59	FGF-19984	1	TUBE ASSEMBLY
60	FGF-9530	1	CLAMP
61	FGF-11942	1	CLAMP with angle
62	FGF-19558-8	1	LABEL, power tilt control
63	FGF-19943	1	LEVER ASSEMBLY
64	064546	1	FITTING, lubrication
65	FGF-14256	1	STUD
66	974023	1	NUT, hex lock
67	762004	1	WASHER, plain
68	FGF-19942	1	BRACKET, lever (Orbitrol Steer)
69	FGF-19996	1	BRACKET, lever (Booster Steer)
70	FGF-15602	2	JOINT, ball and socket
71	FGF-15603	1	ROD, adjusting, steering link
72	FG-2418	1	LEVER, front steer valve
73	FGF-15673	1	BUSHING, valve lever

Note: ¾ Parts not sold separately. Order Ref. No. 1, FGU-1800, body with valve, from your nearest BLH Austin-Western Distributor.





Section A-A  
Cam Lever Sleeve Installation



-0-

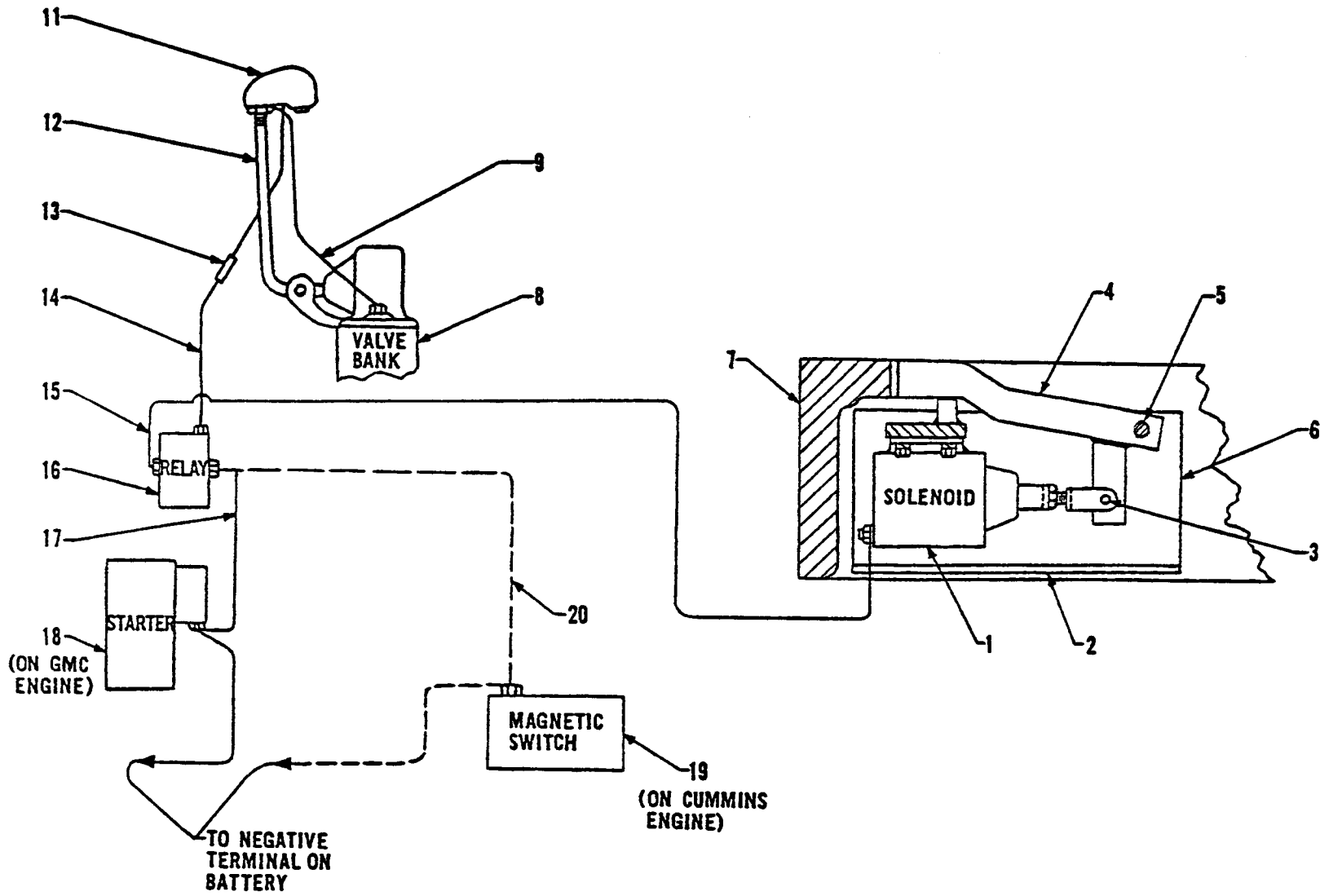
(For Part Numbers,  
see next page)

CIRCLE REVERSE HYDRAULIC MOTOR

CIRCLE REVERSE HYDRAULIC MOTOR  
(For illustration, see preceding page)

REF. NO.	PART NO.	QUANTITY	DESCRIPTION
0	FGU-2825	1	HYDRAULIC MOTOR ASSEMBLY (right and left) less hub and pinion
1	FGU-9684	1	CYLINDER, VALVE AND PISTON ASSEMBLY - right hand (piston rod has forked end)
2	FGU-9685	1	CYLINDER, VALVE AND PISTON ASSEMBLY - left hand (piston rod has single bushed end)
3	FGUS-9232	2	CYLINDER AND VALVE BODY (right and left) with valve and bushings (includes Ref. Nos. 4, 4A, 21, 21A and 22)
3A	HCF-2159	6	PLUG, valve body
3B	FGF-18433	1	PLUG, air hole
4		2	* PLUG, valve (movable)
4A	FGF-8902	4	BUSHING, body
6	FGF-9249	1	CAM LEVER, right hand, valve control
7	FGF-9250	1	CAM LEVER, left hand, valve control
8	FGU-1669	1	PISTON ROD WITH BUSHING (includes Ref. No. 9)
9	FGF-8909	1	BUSHING, rod
10	FGF-19884	1	ROD, piston
11	913010	2	NUT
12	FGF-16868	2	PISTON
13	FGF-13061-5	2	"O" RING <i>7503086-</i>
14	FGF-9648-69	2	"O" RING <i>35K-040400</i>
15	FG-2502	2	CAP, cylinder
16	FGF-9769	8	STUD
18	FGF-7022	2	FELT
19	FGF-7026	2	WIPER
21	FGF-13259	2	PLUG (also order one of Ref. No. 22)
21A	FGF-13258	2	PLUG (also order one of Ref. No. 22)
22	FGF-9648-40	4	"O" RING
23	HCF-2142	2	SPRING, valve
24	FGF-8938	2	LEVER, valve actuating
25	FGF-8252	2	SCREW, adjusting
26	FGF-9648-22	2	"O" RING
26A	FGF-13591	2	SLEEVE, "O" ring
27	FGF-9648-21	2	"O" RING
27A	FGF-13590	2	SLEEVE, "O" ring
28	FGF-9619	2	PIN, cam
29	FGF-8731	2	WASHER, cam pin
30	FGF-8728	2	ROLLER, cam pin
31	FGF-8896	2	PIN, pivot
32	FGF-7414	2	CAPSCREW
33	FGF-8243	1	WASHER, pinion retainer
34	FGU-1668	1	BUSHING GROUP
35	FG-2499	1	PINION
36	FG-2635	1	HUB, pinion support, circle front
37	FGF-8908	2	BUSHING, support hub
38	FGF-8903	1	WASHER, pinion retainer
39			CIRCLE (see separate page)
40	758058	2	SETSCREW, dog point
41	FGF-8248	As req'd	SHIM, ram base
42	FGF-9648-27	2	"O" RING
43	FGF-4515	2	RING, snap
44	FGF-13171	2	WASHER

Note: \* Movable valve plug not sold separately. Order Ref. No. 3.

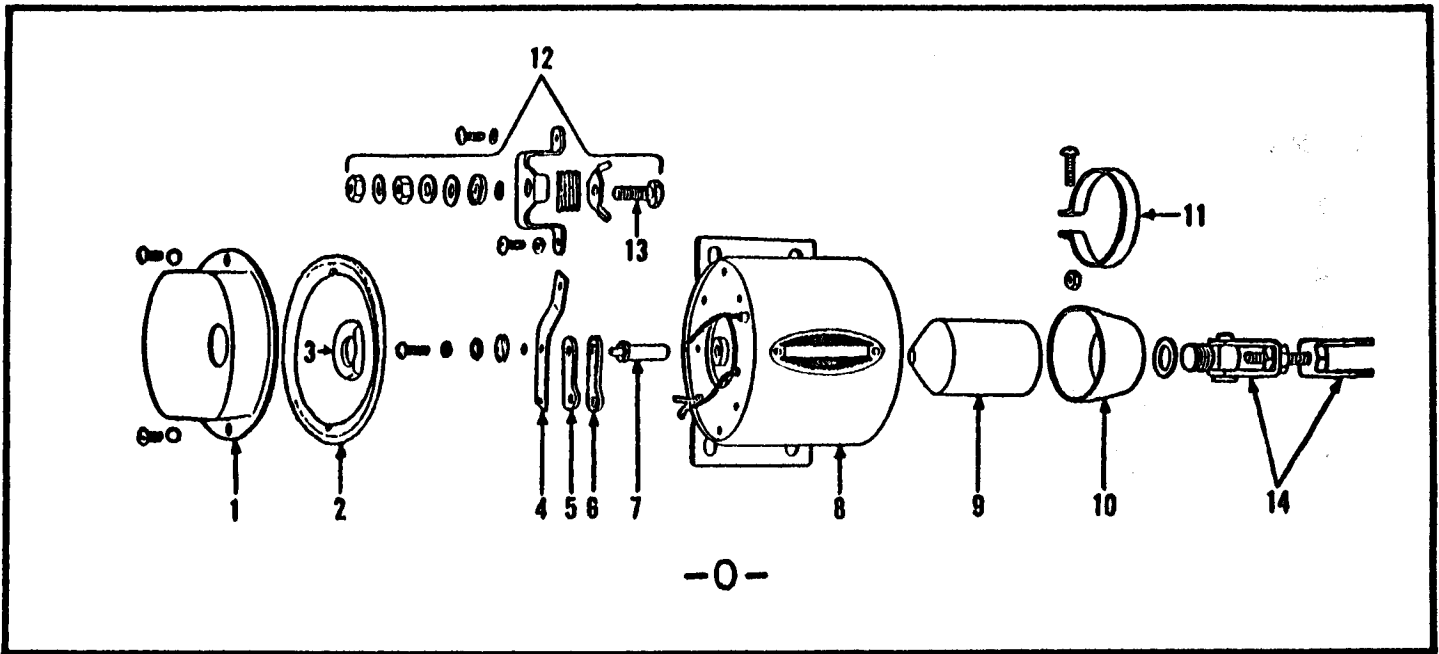


(For Part Numbers, see next page)

CIRCLE LATCH MECHANISM (SOLENOID TYPE)

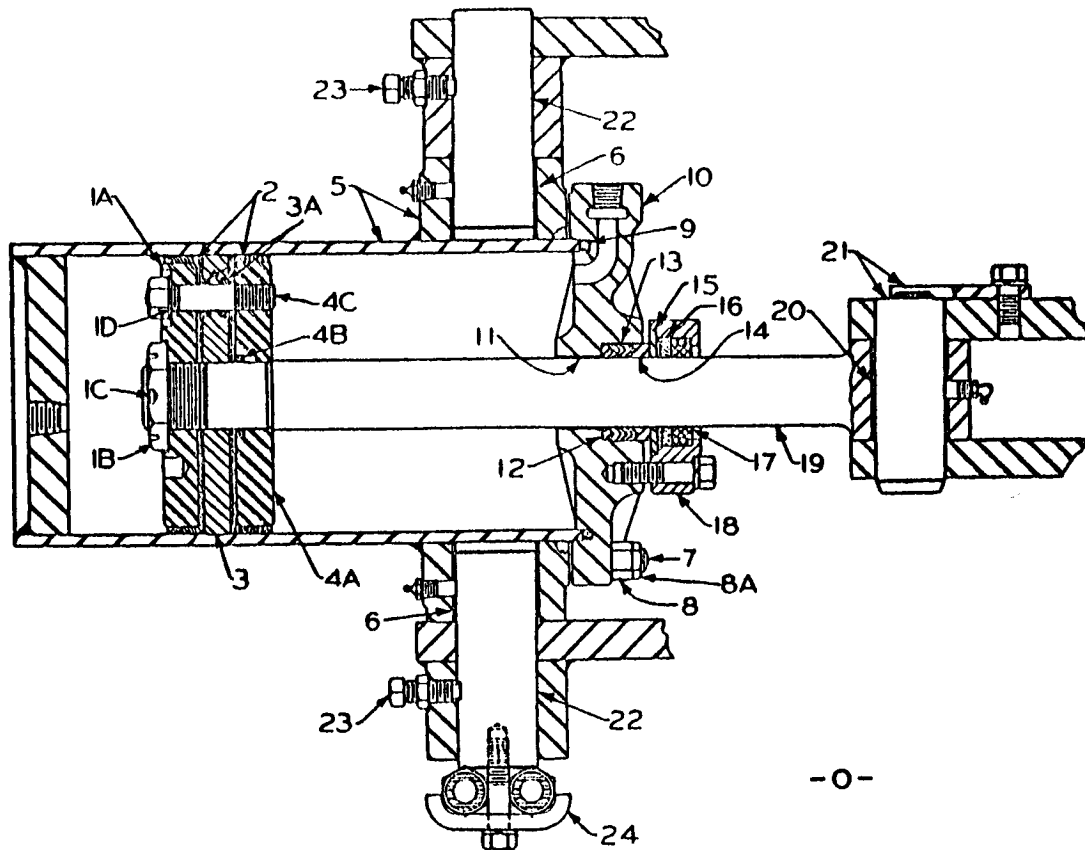
CIRCLE LATCH MECHANISM (SOLENOID TYPE)  
 (For illustration, see preceding page)

REF. NO.	PART NO.	QUANTITY	DESCRIPTION
1			SOLENOID (switch) - (see separate page)
2	PGF-16916	1	COVER
3	783003	1	PIN, yoke
4	PGF-16889	1	LATCH
5	742848	1	BOLT, pivot
6			DRAW BAR UNIT
7			CIRCLE
8			VALVE BANK
			} (see separate page.)
9	PGF-18418	1	WIRE, ground
11			KNOB, control, circle reverse latch (see separate page)
12			LEVER, circle reverse (see separate page)
13	HCF-6357	1	CONNECTOR, wire
14	PGF-16589	1	WIRE
15	PGF-16591	1	WIRE
16	PGF-16452	1	RELAY
17	PGF-16590	1	WIRE (for GMC engines)
18			STARTER (for GMC engines - see separate page)
19			MAGNETIC SWITCH (for Cummins engine - see separate page)
20	PGF-16592	1	WIRE (for Cummins engine)



SOLENOID SWITCH FOR CIRCLE LATCH

REF. NO.	PART NO.	QUANTITY	DESCRIPTION
0	HCF-6050	1	SOLENOID (switch), complete
1	432269	1	COVER
2	432270	1	GASKET
3	432271	1	GASKET
4	432272	1	SPRING, contact
5	432273	1	CONTACT AND SUPPORT
6	432274	1	INSULATOR, contact
7	432275	1	PUSH ROD
8		1	CASE AND COIL (order Ref. 0)
9	432276	1	PLUNGER
10	432277	1	BOOT, plunger
11	432278	1	CLAMP, boot
12	432279	1	BRACKET ASSEMBLY, terminal
13	432280	1	STUD, terminal
14	432281	1	LINK AND SCREW ASSEMBLY



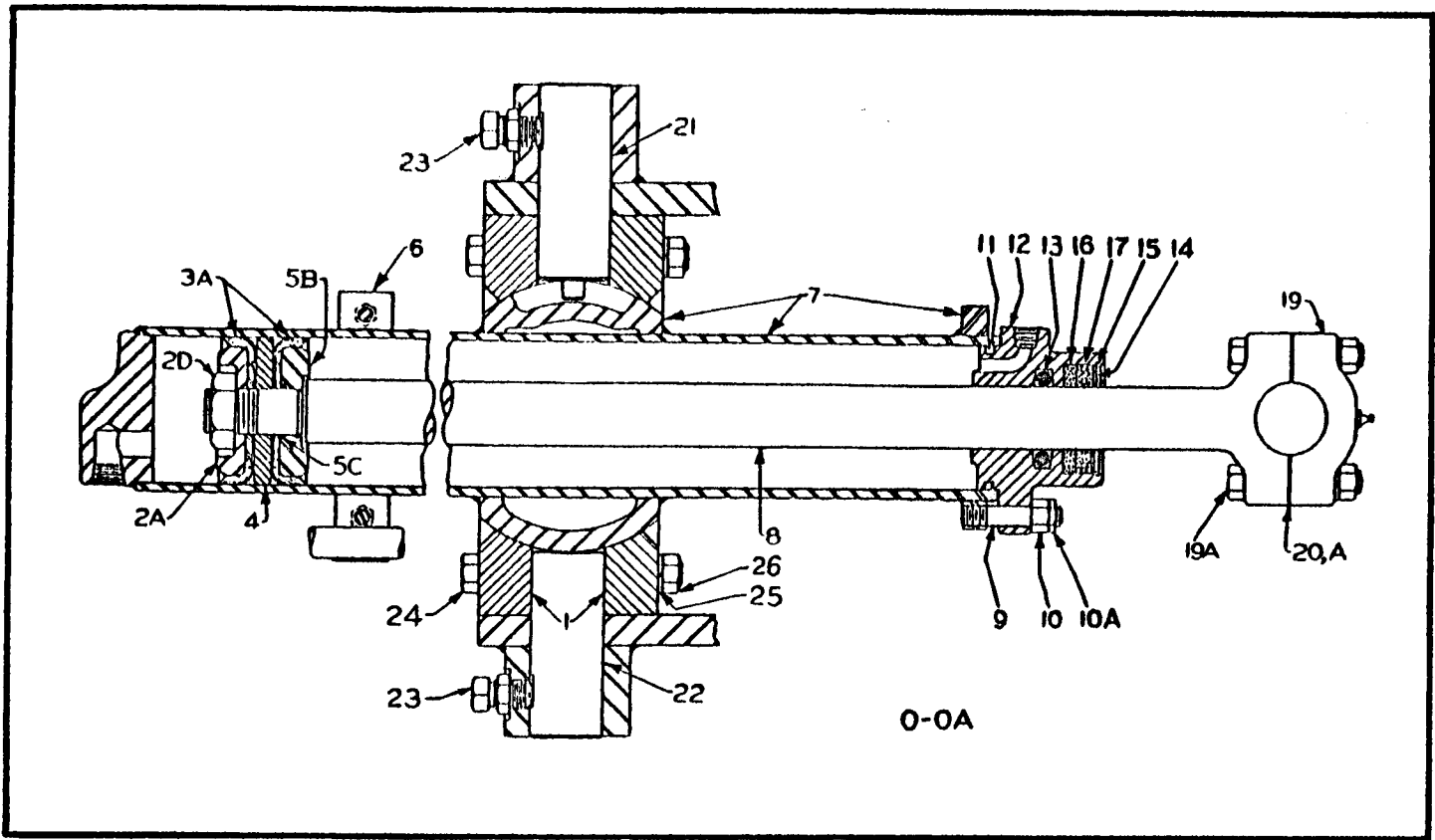
HIGH LIFT RAM

REF. NO.	PART NO.	QUANTITY	DESCRIPTION
0	FGU-2386	1 <i>5246989</i>	HIGH LIFT RAM GROUP (includes Ref. Nos. 1A to 20 inclusive)
1A	PGF-11818	1 <i>5245769</i>	SPREADER, outer
1B	PGF-11820	1	NUT, slotted
1C	166041	1	PIN, cotter
1D	770015	4	WASHER, lock, internal teeth
2	PGF-11754	2	CUP
3	PG-A-1909	1	PISTON (also order Ref. 3A)
3A	PGF-9648-25	8	"O" RING
4A	PGP-11802	1	INNER SPREADER WITH STUDS AND NUTS (includes Ref. No. 4C)
4B	PGF-9648-8	1	"O" RING
4C	PGF-10486	4	STUD

(continued)

(Continued from preceding page)

REF. NO.	PART NO.	QUANTITY	DESCRIPTION
5	PGU-2389	1	CYLINDER WITH BUSHINGS (includes Ref. No. 6)
6	PGF-9227	2	BUSHING
7	PGF-9305	10	STUD
8	722007	10	NUT, hex
8A	724007	10	NUT, pal
9	PGF-9648-50	1	"O" RING
10	PG-2082	1	HEAD
11	PGF-12108	1	BUSHING, head
12	RGF-4279	1	RING, seal
13	RGF-4381	4	RING, chevron packing
14	PGF-12114	1	RING, pressure
15	PGF-12113	1	RETAINER
16	PGF-10084	1	FELT
17	PGF-1727	1	WIPER
18	PG-2081	1	CAP
19	PGF-14938 <i>5346025</i>	1	ROD, piston
20	PGF-9232	1	BUSHING
21	PGF-15059	1	PIN, rod
22	PGF-9224	2	PIN, pivot
23	758094	2	SETSCREW - dog point
24	PGF-9530	1	CLAMP, hose



BLADE LIFT RAM

REF. NO.	PART NO.	QUANTITY	DESCRIPTION
0	FGU-1958-E	1	BLADE LIFT RAM GROUP - right hand (includes Ref. Nos. 1 to 20A inclusive except Ref. 6)
0A	FGU-1959-E	1	BLADE LIFT RAM GROUP - left hand (includes Ref. Nos. 1 to 20A inclusive except Ref. 6)
1	FGF-17256	1	BALL SOCKET ASSEMBLY
2A	FGF-10804	1	SPREADER, outer
2D	HCF-14312-12	1	NUT
3A	FGF-11753	2	CUP
4	FG-A-320	1	PISTON
5B	FGF-11801	1	SPREADER, inner
5C	FGF-9648-16	1	"O" RING
6	FGF-9521	1	CLAMP, hose
7	FGF-16924	1	CYLINDER

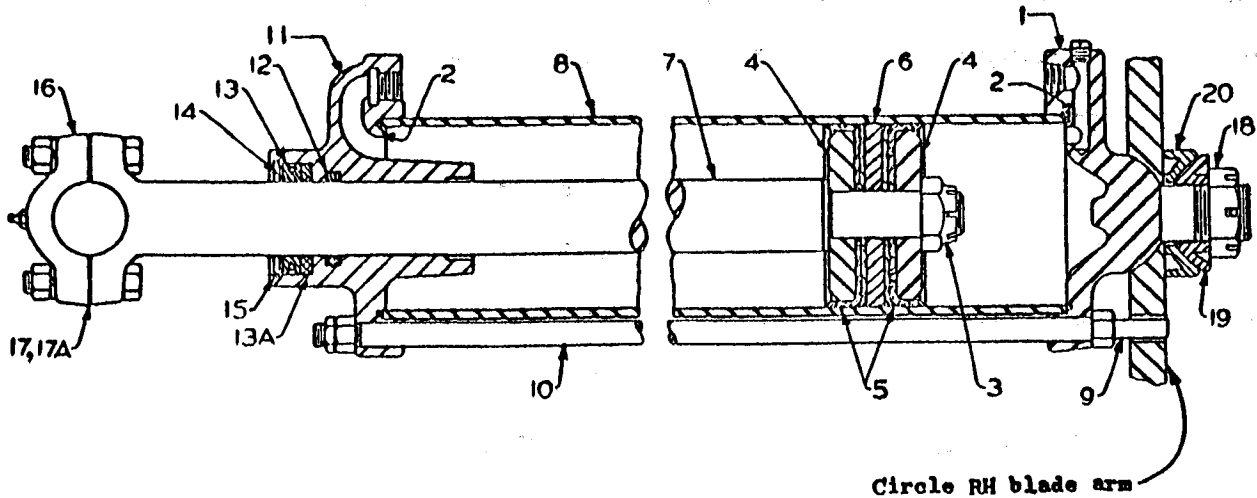
(continued)



(Continued from preceding page)

REF. NO.	PART NO.	QUANTITY	DESCRIPTION
8	FGF-19903	1	ROD, piston
9	FGF-10840	4	STUD
10	722007	4	NUT, hex
10A	724007	4	NUT, pal
11	FGF-9648-1	1	"O" RING
12	SP-A-76	1	HEAD
13	FGF-9648-29	1	"O" RING
14	SFF-1098	1	WASHER
15	SFF-1094	1	RING, snap
16	SFF-1122	1	FELT
17	FGF-9225	1	WIPER
19	FGF-19042	1	CAP, ball
19A	986318	2	BOLT, ball cap
20	MGF-1992	4	SHIM, ball cap (.024)
20A	FGF-11856	4	SHIM, ball cap (.010)
21	FGF-9245	1	PIN, pivot - long
22	FGF-9246	1	PIN, pivot - short
23	755148	2	SETSCREW, cup point
24	742842	8	BOLT
25	778017	8	WASHER, lock
26	722009	8	NUT, hex

} (Qty. of 4 is part of Ref. 1)

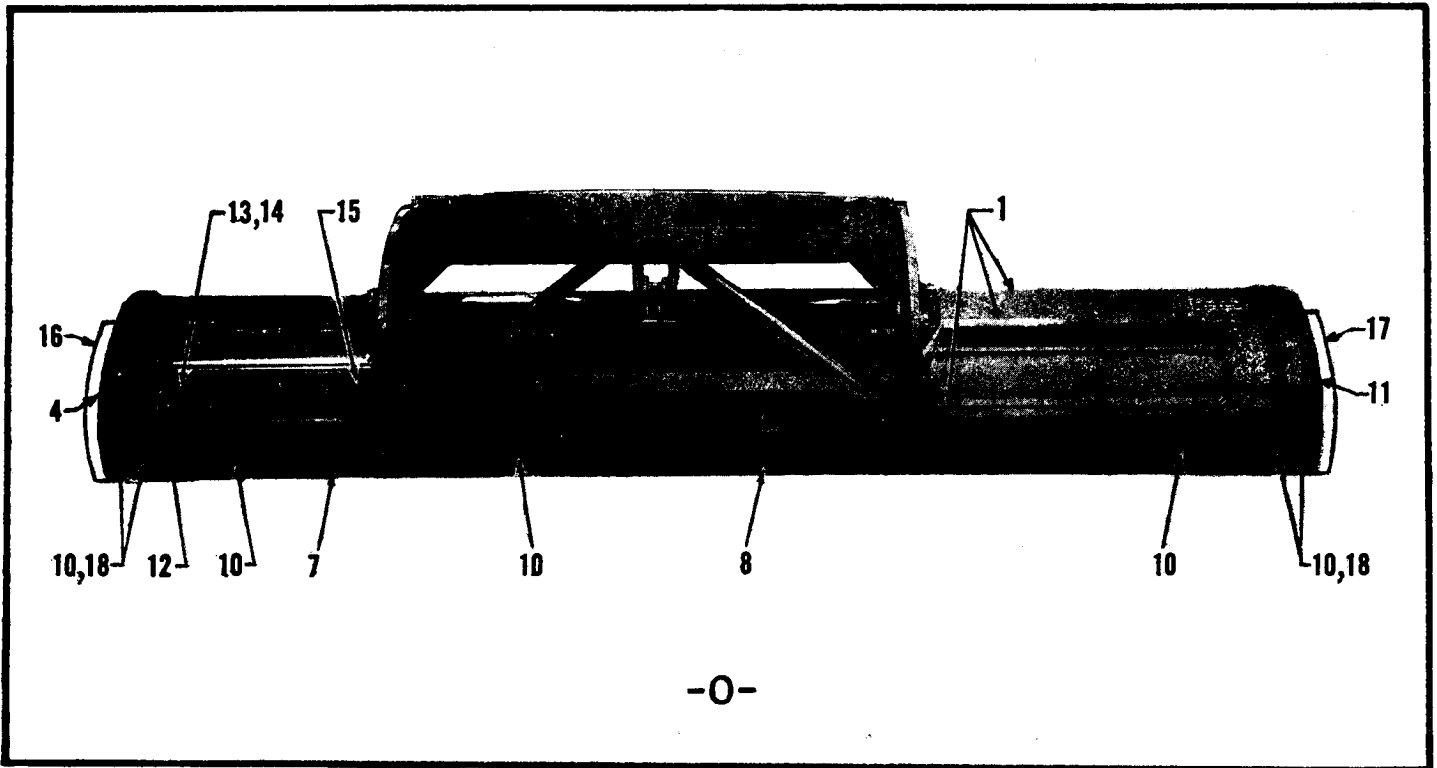


-0-

BLADE SIDE SHIFT RAM

REF. NO.	PART NO.	QUANTITY	DESCRIPTION
0	PGU-2909	1	BLADE SIDE SHIFT RAM GROUP
1	PGF-16915	1	BASE
2	PGF-9648-76	2	"O" RING
3	911012	1	NUT
4	PGF-3255	2	SPREADER
5	PGF-11776	2	CUP
6	PG-A-862	1	PISTON
7	PGF-19907	1	ROD, piston
8	PGF-10500	1	CYLINDER
9	PGF-10499	1	ROD, tie
10	PGF-10498	4	ROD, tie
11	PG-2501	1	HEAD
12	PGF-9648-30	1	"O" RING
13	PGF-1727	1	WIPER
13A	PGF-10084	1	FELT
14	RGF-1293	1	WASHER
15	PGF-9420	1	RING, snap
16	PGF-19042	1	CAP, ball
17	MGF-1992	6	SHIM, ball cap (.024)
17A	PGF-11856	4	SHIM, ball cap (.010)
18	PGF-3209	1	NUT, ball plate
19	PG-890	1	PLATE, ball
20	PG-889	1	SOCKET, ball

BLADES AND EXTENSIONS (12 Ft.)



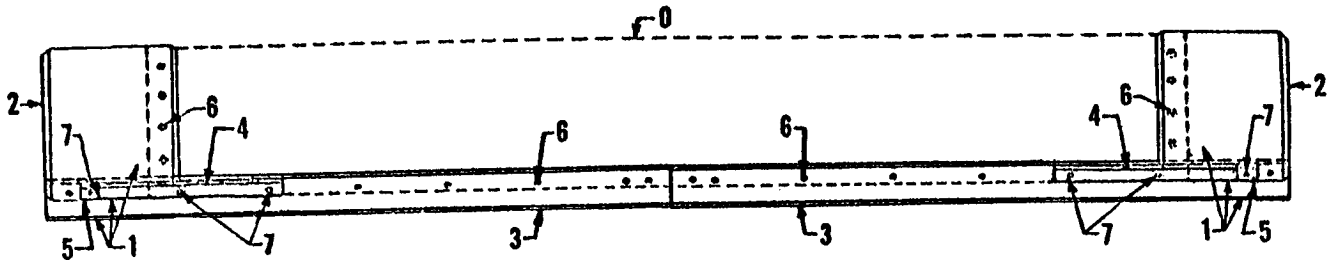
12 FT. BLADE AND PARTS

REF. NO.	PART NO.	QUANTITY	DESCRIPTION
0	PGU-2917	1	BLADE GROUP WITH BITS (includes Ref. Nos. 1, 4 and 7 to 15 inclusive)
1	PGF-18173	1	BLADE GROUP LESS BITS
4	PGF-17500	1	END BIT, left hand
7	RGF-2780-98	1	BIT OR CUTTING EDGE (L.H.) 5/8" x 6" x 6'
8	RGF-2780-99	1	BIT OR CUTTING EDGE (R.H.) 5/8" x 6" x 6'
10	RGF-6462	24	BOLT, bit
11	PGF-17499	1	END BIT - right hand
12	PGF-17540	1	SUPPORT, side shift ball
13	RGF-6478	4	BOLT, ball support
14	721009	4	NUT, ball support bolt
15	708824	4	PLUG BOLT, moldboard
16	PGF-15807	1	OVERLAID END BIT (L.H.) (special order)
17	PGF-15806	1	OVERLAID END BIT (R.H.) (special order)
18	RGF-6465	10	BOLT, overlaid bit

(see next page)

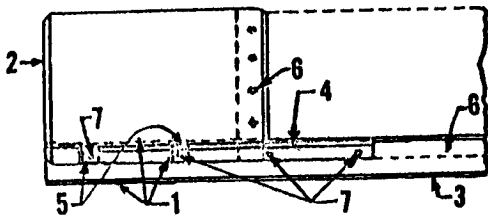
BLADES AND EXTENSIONS (Continued)

BLADE EXTENSIONS are provided to enlarge the usefulness of your machine for LIGHT WORK ONLY.

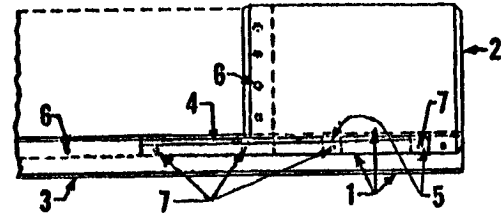


1' L.H. Extensions

1' R.H. Extensions



2' L.H. Extensions



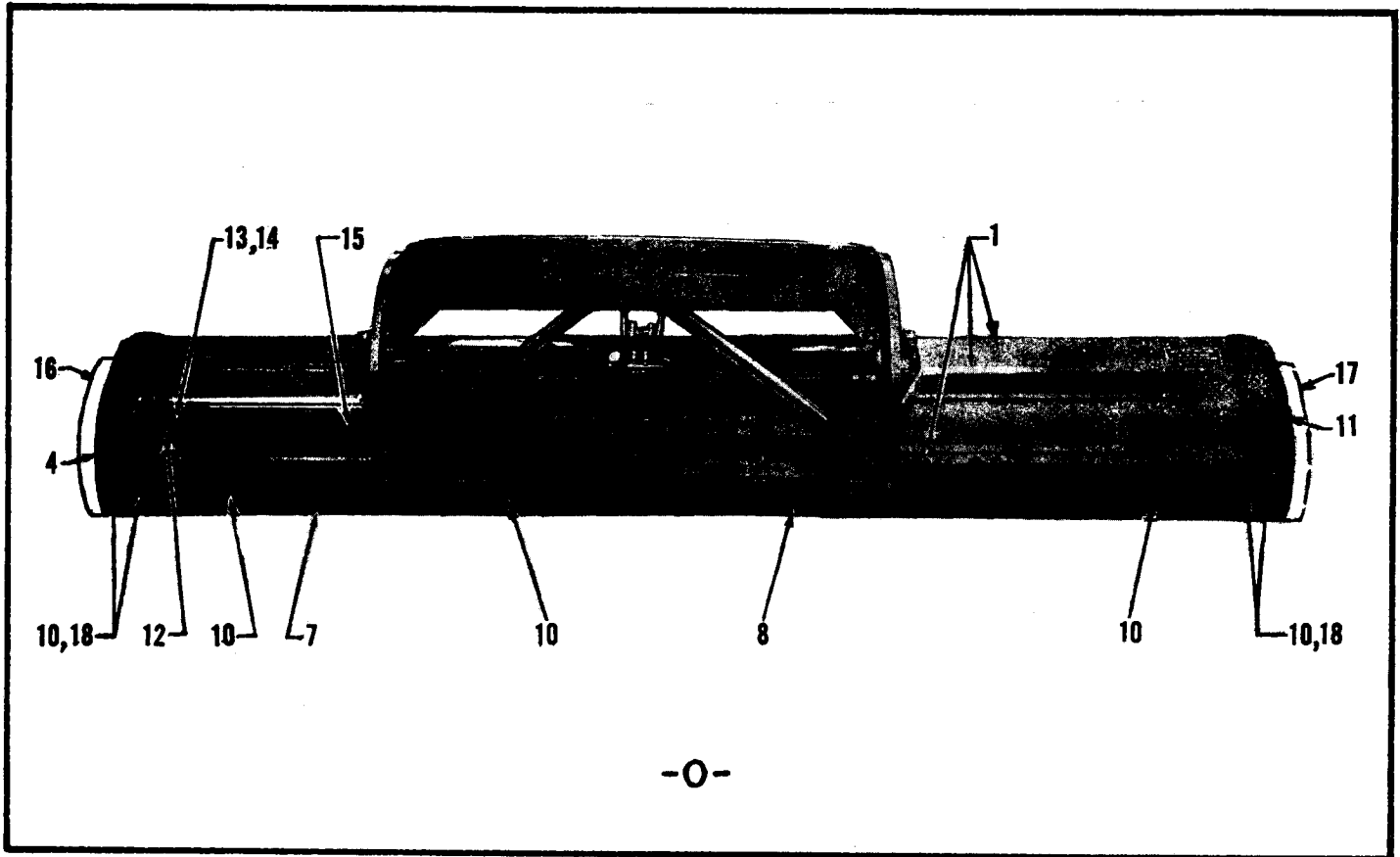
2' R.H. Extensions

12 FT. BLADE EXTENSIONS

REF.	DESCRIPTION	QTY.	1' LH EXT.	2' LH EXT.	1' RH EXT.	2' RH EXT.
0	Blade	1				
1	Extension group	1	PGU-2923	PGU-2926	PGU-2921	PGU-2924
2	Extension only	1	PGF-17517	PGF-17524	PGF-17518	PGF-17525
3	Bit	1	* RGF-2764-98	% RGF-2778-98	* RGF-2764-99	% RGF-2778-99
4	Stiffener	1	PGF-18997	PGF-18996	PGF-18997	PGF-18996
5	Stiffener shim	1	PGF-17484		PGF-17484	
5	Stiffener shim	2		PGF-17484		PGF-17484
6	Plow bolt	10	RGF-6462	RGF-6462	RGF-6462	RGF-6462
7	Plow bolt	3	RGF-6465		RGF-6465	
7	Plow bolt	4		RGF-6465		RGF-6465

Note: \* Indicates 5/8" x 6" x 7' bit or cutting edge.  
 % Indicates 5/8" x 6" x 8' bit or cutting edge.  
 Blade bit or cutting edges are always shipped less the necessary bolts and nuts for installation unless otherwise specified.

BLADES AND EXTENSIONS (13 FT.)



-0-

13 FT. BLADE AND PARTS

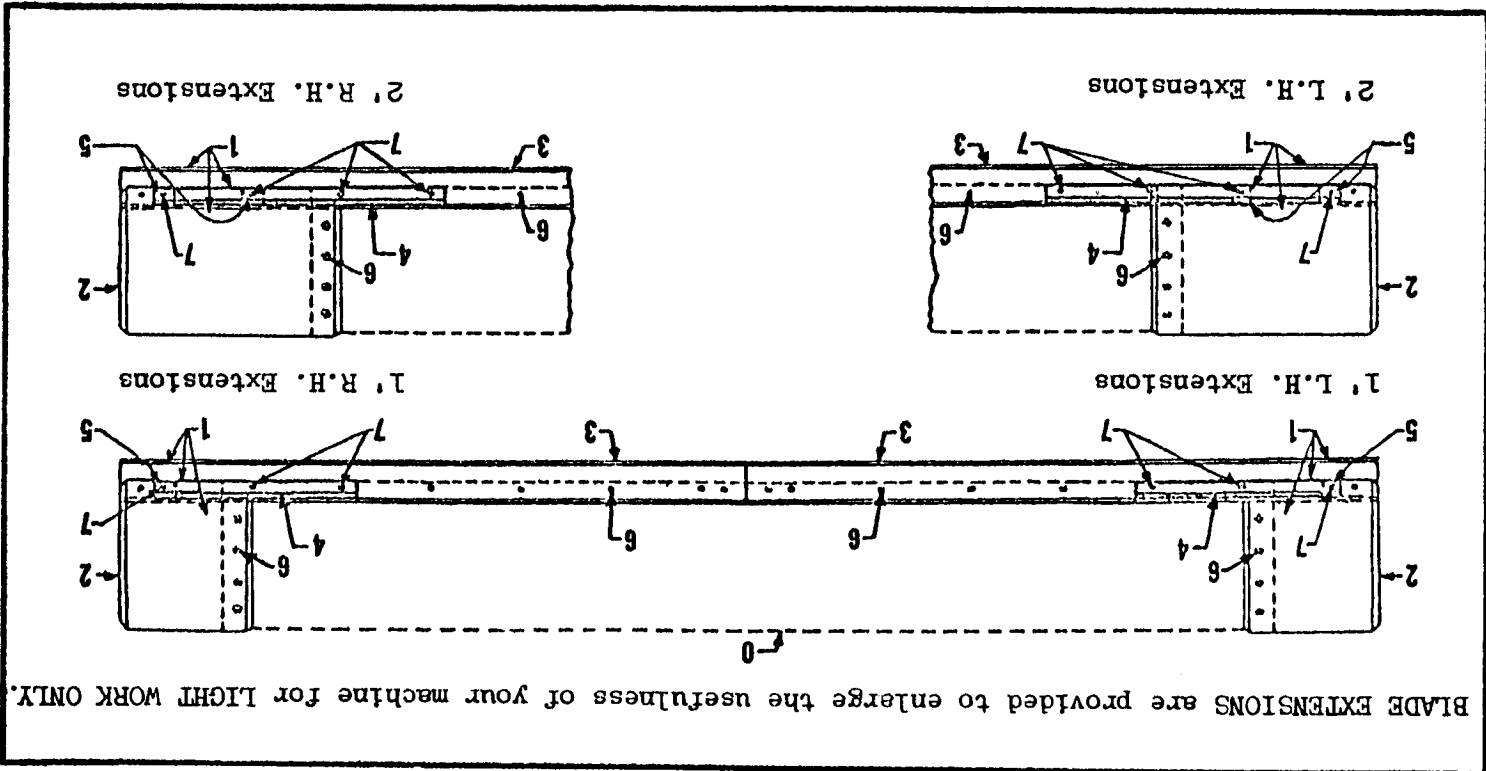
REF. NO.	PART NO.	QUANTITY	DESCRIPTION
0	FGU-2916	1	BLADE GROUP WITH BITS (includes Ref. Nos. 1, 4 and 7 to 15 inclusive)
1	FGF-18168	1	BLADE GROUP LESS BITS
4	FGF-17500	1	END BIT - left hand
7	RGF-2764-98	1	BIT OR CUTTING EDGE (L.H.) 5/8" x 6" x 7'
8	RGF-2780-99	1	BIT OR CUTTING EDGE (R.H.) 5/8" x 6" x 6'
10	RGF-6462	25	BOLT, bit
11	FGF-17499	1	END BIT - right hand
12	FGF-17540	1	SUPPORT, side shift ball
13	RGF-6478	4	BOLT, ball support
14	721009	4	NUT, ball support bolt
15	708824	4	PLUG BOLT, moldboard
16	FGF-15807	1	OVERLAID END BIT (L.H.) (special order)
17	FGF-15806	1	OVERLAID END BIT (R.H.) (special order)
18	RGF-6465	10	BOLT, overlaid bit

(see next page)

Note: \* Indicates 5/8" x 6" x 7' bit or cutting edge.  
 % Indicates 5/8" x 6" x 8' bit or cutting edge.  
 @ Indicates 5/8" x 6" x 9' bit or cutting edge.  
 Blade bit or cutting edges are always shipped less the necessary bolts and nuts for installation unless otherwise specified.

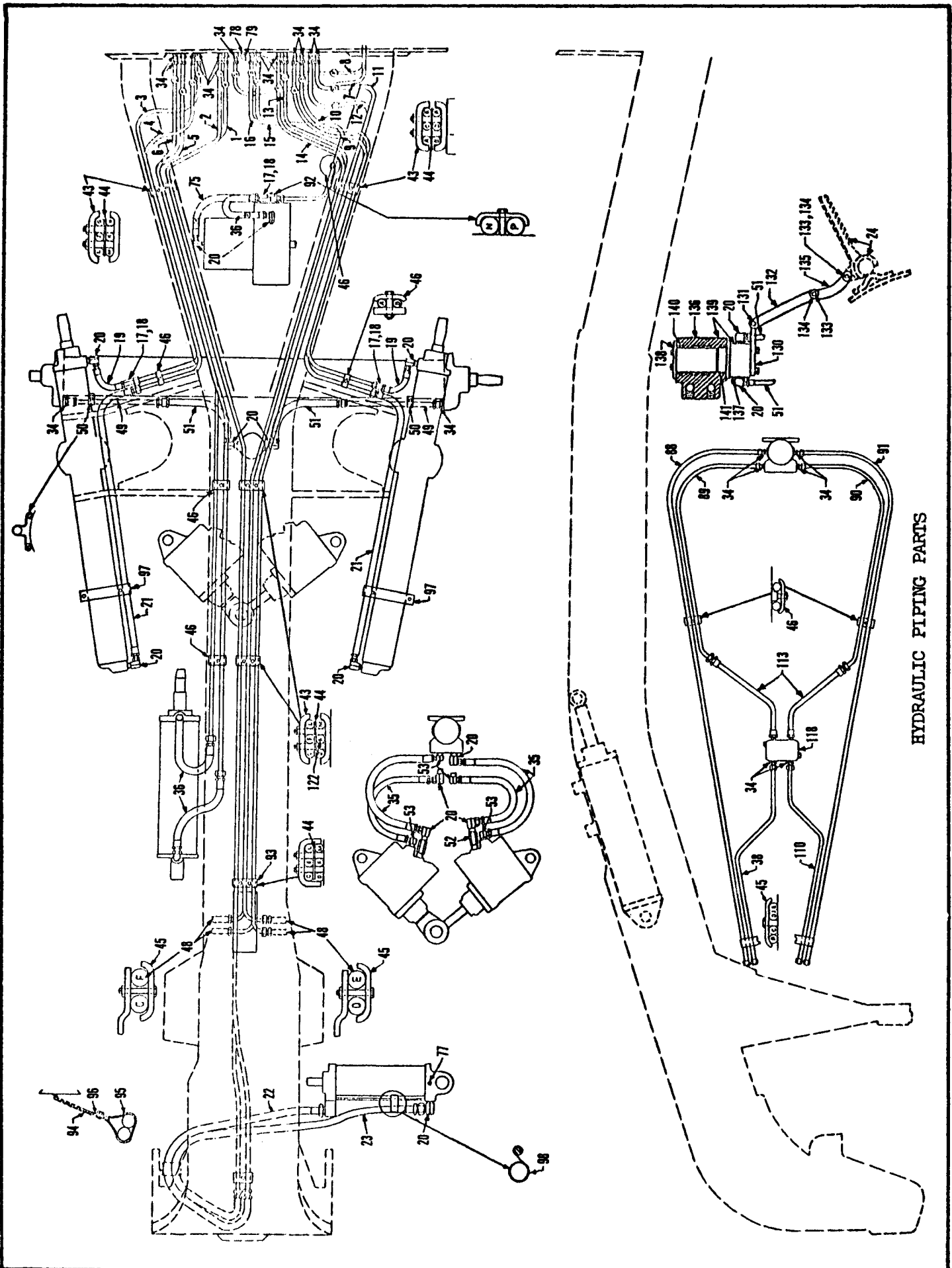
REF.	DESCRIPTION	QTY.	1' LH EXT.	2' LH EXT.	1' RH EXT.	2' RH EXT.
0	Blade	1	RGU-2922	RGU-2925	RGU-2921	RGU-2924
1	Extension group	1	RGF-17517	RGF-17524	RGF-17518	RGF-17525
2	Extension only	1	% RGF-2778-98	@ RGF-2776-1	* RGF-2764-99	% RGF-2778-99
3	Bit	1	RGF-18997	RGF-18996	RGF-18997	RGF-18996
4	Stiffener	1	RGF-17484	RGF-17484	RGF-17484	RGF-17484
5	Stiffener shim	1	RGF-6462	RGF-6462	RGF-6462	RGF-6462
5	Stiffener shim	2	RGF-6465	RGF-6465	RGF-6465	RGF-6465
6	Flaw bolt	11				
6	Flaw bolt	12				
6	Flaw bolt	10				
7	Flaw bolt	4				
7	Flaw bolt	3				

13 FT. BLADE EXTENSIONS

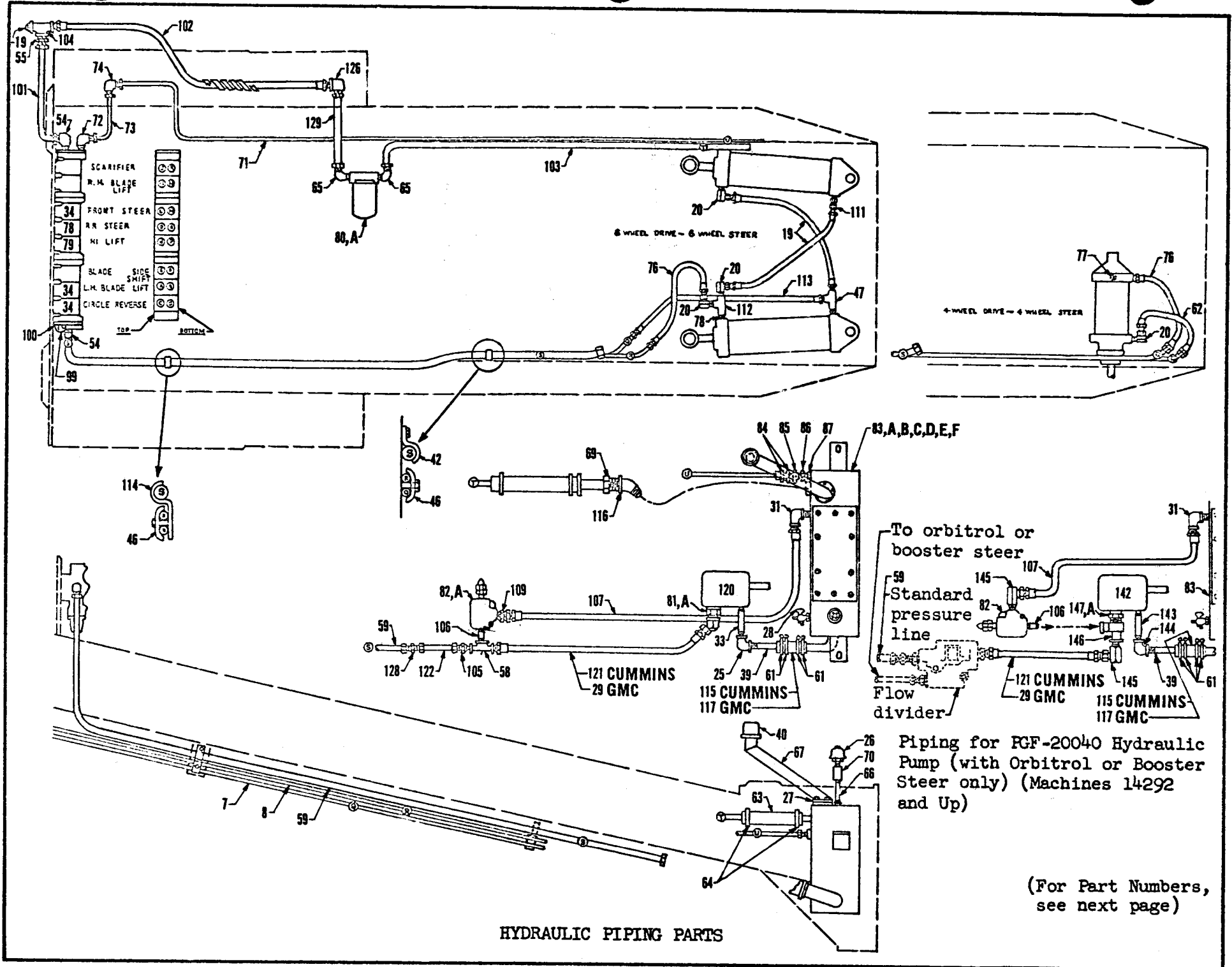


BLADE EXTENSIONS are provided to enlarge the usefulness of your machine for LIGHT WORK ONLY.

BLADES AND EXTENSIONS (Continued)



HYDRAULIC PIPING PARTS





HYDRAULIC PIPING PARTS  
(For illustration, see preceding two pages)

REF. NO.	PART NO.	QUANTITY	DESCRIPTION
1	FGF-11837	1	TUBE ASSEMBLY
2	FGF-11836	1	TUBE ASSEMBLY
3	FGF-11835	1	TUBE ASSEMBLY
4	FGF-11834	1	TUBE ASSEMBLY
5	FGF-11825	1	TUBE ASSEMBLY
6	FGF-11826	1	TUBE ASSEMBLY
7	FGF-17194	1	TUBE ASSEMBLY
8	FGF-14935	1	TUBE ASSEMBLY
9	FGF-11842	1	TUBE ASSEMBLY
10	FGF-11843	1	TUBE ASSEMBLY
11	FGF-11840	1	TUBE ASSEMBLY
12	FGF-11844	1	TUBE ASSEMBLY
13	FGF-11841	1	TUBE ASSEMBLY
14	FGF-11845	1	TUBE ASSEMBLY
15	FGF-11839	1	TUBE ASSEMBLY
16	FGF-11838	1	TUBE ASSEMBLY
17	FGF-9455	3	BODY, check valve
18	FGF-9454	3	PLUG, check valve
19	FGF-9444	4	HOSE ASSEMBLY (approx. 29-1/8" long)
20	FGF-12282-5	4	ELBOW, swivel, 90°
21	FGF-9445	2	HOSE ASSEMBLY (approx. 35-7/8" long)
22	FGF-9449	1	HOSE ASSEMBLY (approx. 61-1/8" long)
23	FGF-9450	1	HOSE ASSEMBLY (approx. 72-3/4" long)
24			TILTING ARM GROUP (see separate page)
25	522007	1	ELBOW, 90°
26	FGF-14757	1	BREATHER ASSEMBLY
27	FGF-16390	1	GASKET
28	ASF-5766	1	FETCOCK
29	FGF-19675	1	HOSE ASSEMBLY (approx. 9" long)(for GMC engine)
31	HCF-1597-5	1	ELBOW, 90°
33	532281	1	NIPPLE
34	FGF-10143-7	23	CONNECTOR
35	FGF-9441	4	HOSE ASSEMBLY (approx. 19" long)
36	FGF-9442	1	HOSE ASSEMBLY (approx. 22" long)
38	FGF-16992	1	TUBE ASSEMBLY
39	533273	1	NIPPLE
40	FGF-9374	1	CAP, breather
42	FGF-3710	2	CLIP
43	FGF-16631	8	CLAMP
44	FGF-9532	5	PLATE, clamp
45	FGF-9529	1	CLAMP
46	FGF-11680	8	CLAMP
47	HCF-1596-3	1	TEE
48	FGF-9446	4	HOSE ASSEMBLY (approx. 42-1/2" long)
49	FGF-10491	2	TUBE ASSEMBLY
50	FGF-9970	2	CLAMP
51	FGF-10490	2	HOSE ASSEMBLY (approx. 31-3/8" long)
52	FGF-10893	2	FITTING
53	FGF-10104-4	4	ELBOW
54	FGF-10144-18	2	ELBOW, 90°

(continued)

(Continued from preceding page)

REF. NO.	PART NO.	QUANTITY	DESCRIPTION
55	PGF-10143-10	1	CONNECTOR
58	HCF-1592-5	1	TEE
59	PGF-19245	1	TUBE ASSEMBLY (pressure line)
61	HCF-4452-3	4	CLAMP, hose
62	BRF-2293	1	HOSE ASSEMBLY (approx. 18-7/16" long)
63	PGF-19450	1	HOSE (1" ID x 5-1/2")
64	034012	2	CLAMP, hose
65	PGF-10144-10	2	ELBOW, 90°
66	532102	1	NIPPLE
67	PGF-18727	1	SCREEN ASSEMBLY
69	PGF-9534-9	1	ADAPTER
70	525003	1	COUPLING
71	PGF-19254	1	TUBE ASSEMBLY
72	PGF-10144-5	1	ELBOW, 90°
73	PGF-19253	1	TUBE ASSEMBLY
74	PGF-10161-5	1	ELBOW, 90°
75	PGF-14942	1	HOSE ASSEMBLY (approx. 21" long)
76	BRF-2299	1	HOSE ASSEMBLY (approx. 23-5/8" long)
77	812003	2	PLUG, pipe, countersunk head
78	530139	2	NIPPLE
79	PGF-10145-7	1	ELBOW, 90°
80	PGF-19272	1	OIL FILTER (also see separate page)
80A	PGF-19393	1	BRACKET (for Ref. 80)
81	WRF-2196-3	1	ELBOW, swivel, 45° (includes Ref. No. 81A)
81A	PGF-9648-88	1	"O" RING
82	PGF-19985	1	RELIEF VALVE (also see separate page)
82A	PGF-19676	1	⊘ BRACKET (for Ref. 82)
83	PGF-16383	1	HYDRAULIC OIL TANK AND COVER GROUP (includes Ref. Nos. 83A to 83F inclusive)
83A	PGF-14530	1	COVER, tank
83B	PGF-14529	1	GASKET, tank cover
83C	PGF-16390	1	GASKET, screen assembly
83D	PGF-16384-27	14	STUD for cover and screen assembly
83E	778009	14	WASHER, lock } (for Ref. No. 83D)
83F	733001	14	NUT, jam }
84	034105	2	CLAMP, hose
85	PGF-12412	1	HOSE (3/8" ID x 4")
86	533004	1	NIPPLE
87	526001	1	BUSHING, reducer
88	PGF-14352	1	TUBE ASSEMBLY
89	PGF-16989	1	TUBE ASSEMBLY
90	PGF-16990	1	TUBE ASSEMBLY
91	PGF-14354	1	TUBE ASSEMBLY
92	PGF-9530	1	CLAMP
93	PGF-9531	1	CLAMP
94	PGF-268	1	SPRING
95	PGF-7487	1	STRAP ASSEMBLY
96	PGF-13009	1	LINK, strap
97	PGF-9521	2	CLAMP
98	PGF-10532	1	CLAMP
99	PGF-11054	1	TUBE ASSEMBLY
100	PGF-10144-5	2	ELBOW, 90°


Note: ⊘ Not required with Ref. 82 when Ref. 142 Hydraulic Pump is used on Orbitrol or Booster Steer machines.

(continued)

(Continued from preceding page)

REF. NO.	PART NO.	QUANTITY	DESCRIPTION
101	FGF-19246	1	TUBE ASSEMBLY
102	FGF-19724	1	HOSE ASSEMBLY with armor guard (approx. 28-1/2" long) (Machine Nos. K-12706 and up)
103	FGF-19248	1	TUBE ASSEMBLY
104	537053	1	TEE
105	FGF-10143-18	1	CONNECTOR
106	530183	1	NIPPLE
107	FGF-16356	1	HOSE ASSEMBLY (approx. 36" long)
109	HCF-1568-8	1	UNION, adapter
110	FGF-16991	1	TUBE ASSEMBLY
111	HCF-1568-6	1	UNION, adapter
112	FGF-12290-2	1	TEE
113	FGF-10517	3	HOSE ASSEMBLY (approx. 11-7/8" long)
114	FGF-15403	1	CLAMP
115	FGF-19433	1	HOSE (1-5/8" ID x 6") (for Cummins engine)
116	564005	1	ELBOW, street, 45°
117	FGF-19422	1	HOSE (1-5/8" ID x 10") ( for GMC engine)
118	FGF-19531	1	VALVE, cushion
119	810003	3	PLUG, pipe
120	FGF-19361	1	HYDRAULIC PUMP (also see separate page)
121	FGF-17292	1	HOSE ASSEMBLY (approx. 12" long) (for Cummins engine)
122	FGF-18827	1	TUBE ASSEMBLY
126	FGF-10145-10	1	ELBOW, 90°
128	FGF-9812-10	1	UNION, coupling
129	FGF-19725	1	TUBE ASSEMBLY (Machine Nos. K-12706 and up)
130	FGF-9413	1	PLATE, connection
131	FGF-9414	1	PIN, connection plate
132	FGF-9751	1	LINK
133	FGF-13175	4	PIN
134	FGF-5930	2	WASHER
135	FGF-10503	1	CONNECTOR
136		1	* BLOCK, junction swivel valve
137		1	* PLUG, junction swivel valve
138	FGF-8989	1	WASHER, swivel valve
139	FGP-1813	1	SWIVEL JUNCTION GROUP (includes Ref. Nos. 136 and 137)
140	FGF-9648-2	1	"O" RING, swivel valve
141	FGF-9648-6	1	"O" RING, swivel valve
142	FGF-20040	1	HYDRAULIC PUMP (also see separate page)
143	532322	1	NIPPLE
144	523070	1	ELBOW, reducer, 90°
145	FGF-12282-7	2	ELBOW, swivel, 90°
146	HCF-15105-5	1	TEE
147	HCF-14698-11	1	ADAPTER (includes Ref. No. 147A)
147A	FGF-9648-89	1	"O" RING

Note: \* Parts not sold separately. Order Ref. No. 139, FGP-1813, swivel junction group from your nearest BLH Austin-Western Distributor.



HYDRAULIC PIPING - BLADE LIFT

C

C

C

HYDRAULIC PIPING - BLADE LIFT ONLY  
(For complete piping see separate pages)  
(Supersedes Blade Lift Piping as shown on page L-1.10)  
(For illustration, see preceding page)

REF. NO.	PART NO.	QUANTITY	DESCRIPTION
1	FGF-20106	2	ELBOW, swivel, 90°
2	FGF-12282-2	4	ELBOW, swivel, 90°
3	FGF-20105	2	HOSE ASSEMBLY (approx. 35" long)
4	FGF-9445	2	HOSE ASSEMBLY (approx. 35-7/8" long)
5	FGF-20101	2	VALVE, check (also see separate page)
6	FGF-12286-6	2	ELBOW, swivel, 90°
7	FGF-9444	2	HOSE ASSEMBLY (approx. 29-1/8" long)
8	FGF-12282-5	2	ELBOW, swivel, 90°
9	532138	2	NIPPLE
10	FGF-9454	2	POPPET, check valve
11	FGF-9455	2	BODY, check valve
12	FGF-11843	1	TUBE ASSEMBLY
13	FGF-11842	1	TUBE ASSEMBLY
14	FGF-11834	1	TUBE ASSEMBLY
15	FGF-20104	1	TUBE ASSEMBLY

The above blade lift piping is effective on Graders M-14184 and up.

1970-1971  
The following table shows the results of the survey conducted in 1970-1971. The data is presented in a table format with columns for the year, the number of respondents, and the percentage of respondents who answered 'Yes' and 'No'.

Year	Number of Respondents	Yes (%)	No (%)
1970	100	60	40
1971	100	55	45
1972	100	50	50
1973	100	45	55
1974	100	40	60
1975	100	35	65
1976	100	30	70
1977	100	25	75
1978	100	20	80
1979	100	15	85
1980	100	10	90
1981	100	5	95
1982	100	0	100

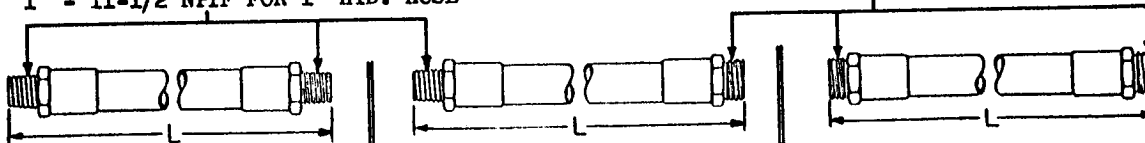
The data shows a clear downward trend in the percentage of 'Yes' responses over the period from 1970 to 1982, indicating a significant shift in the population's response to the survey question.

**FACTORY ATTACHED CONNECTIONS**

**Note:** In ordering hose always be governed by the overall length. See (L)

1/2" - 14 NPTF FOR 1/2" HYD. HOSE  
 3/4" - 14 NPTF FOR 3/4" HYD. HOSE  
 1" - 11-1/2 NPTF FOR 1" HYD. HOSE

15/16" - 16 UN THD. FOR 1/2" HYD. HOSE  
 1-5/16" - 16 UN THD. FOR 3/4" HYD. HOSE




1/2" I.D. HYD. HOSE		1/2" I.D. HYD. HOSE		1/2" I.D. HYD. HOSE	
Length (L)	Part No.	Length (L)	Part No.	Length (L)	Part No.
10-3/4"	FGF-16309	11-7/8"	FGF-10517	42-1/2"	FGF-9446
19"	FGF-9441	18-7/16"	BRF-2293	79-1/4"	FGF-16293
21"	FGF-14942	22"	FGF-9442		
29-1/8"	FGF-9444	23-5/8"	BRF-2299		
36"	HCF-1135	31-3/8"	FGF-10490		
44-1/2"	FGF-16317	35-7/8"	FGF-9445		
45-3/8"	FGF-10772	61-1/8"	FGF-9449		
		72-3/4"	FGF-9450		

3/4" I.D. HYD. HOSE		3/4" I.D. HYD. HOSE		3/4" I.D. HYD. HOSE	
9"	FGF-19675				
12"	FGF-17292				
23"	FGF-16351				
27-1/2"	FGF-16357				
36"	FGF-16356				
42-1/2"	FGF-16354				
58"	FGF-16641				
60"	FGF-16640				
67"	FGF-17024				

1" I.D. HYD. HOSE		1" I.D. HYD. HOSE		1" I.D. HYD. HOSE	
28-1/2"	FGF-19724				

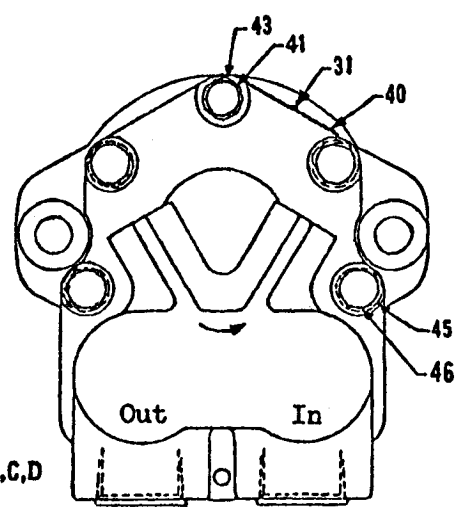
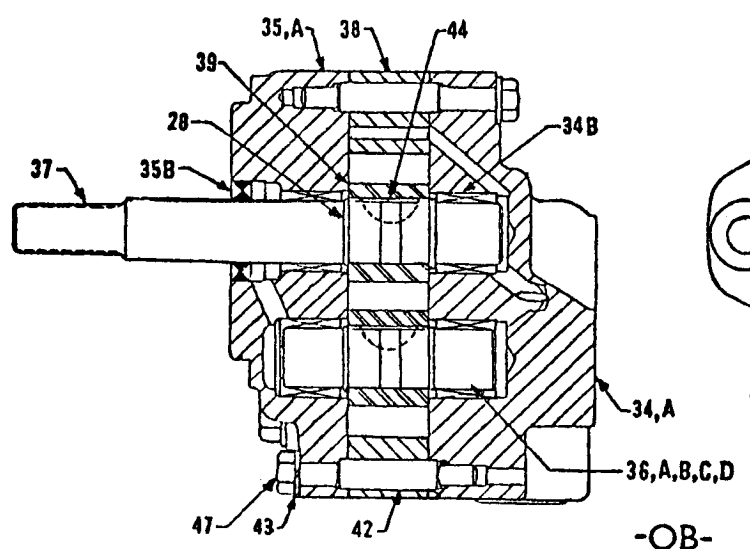
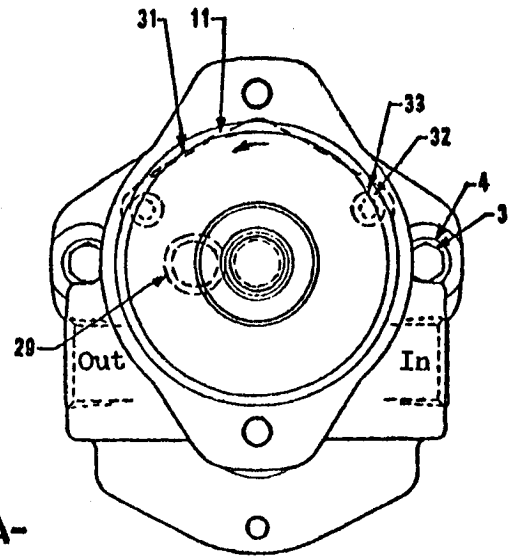
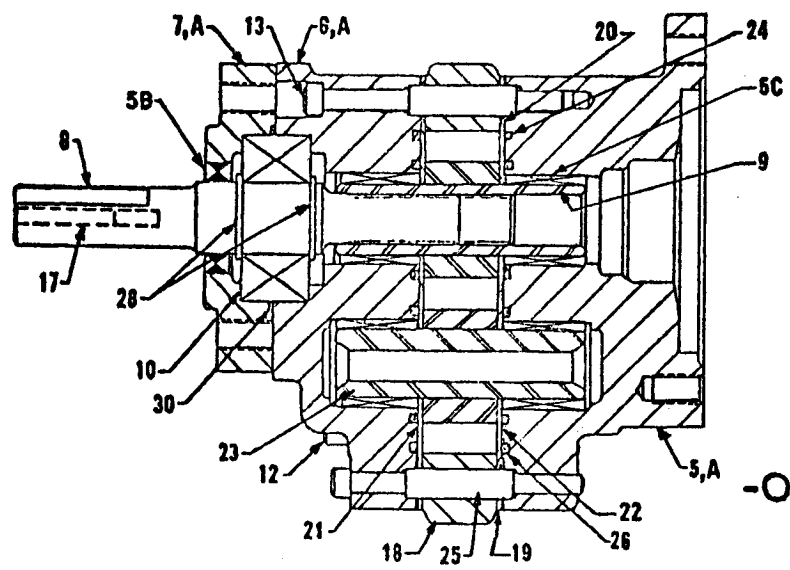
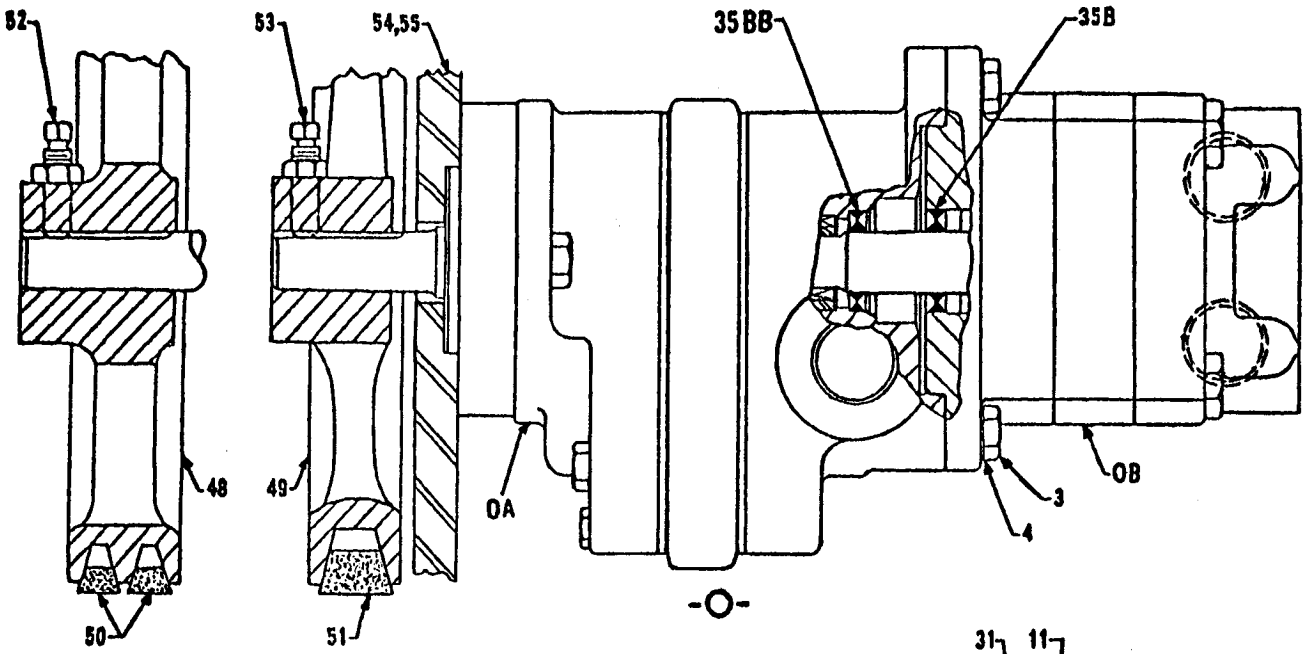


**Field Service Hydraulic Hose and Connections**

REF. NO.	PART NO. (1/2" I.D. HOSE)	PART NO. (3/4" I.D. HOSE)	QTY. PER HOSE END	DESCRIPTION
1	HCF-368 (1/2" - 14 NPTF)	HCF-334 (3/4" - 14 NPTF)	1	Stem
2	FGF-9946 (15/16" - 16UN THD.)	FGF-15648 (1-5/16" - 16UN THD.)	1	Stem
3	FGF-2077	HC-47	2	Clamp
4	742166	742323	2	Cap screw
5	778010	778011	2	Lock washer
6	722002	722003	2	Hex nut
7	1/2" I.D.	3/4" I.D.		Hydraulic Hose - specify length wanted

Make up your own hose by keeping a supply of hydraulic hose (in random length) and hose clamps on hand. To determine length of hose required measure the overall length of the hose you wish to duplicate and deduct 2". Cut hose with a high speed hacksaw blade having 18 or 24 teeth per inch.

**HYDRAULIC HOSE CHART**



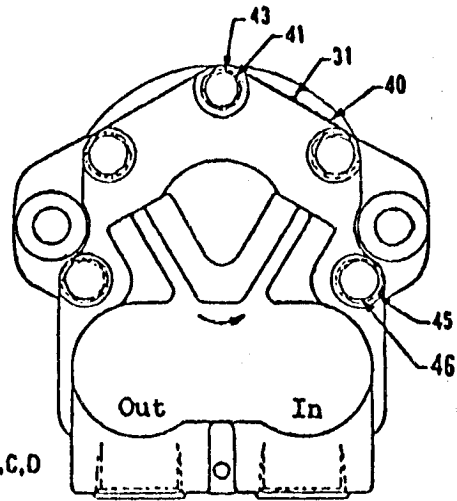
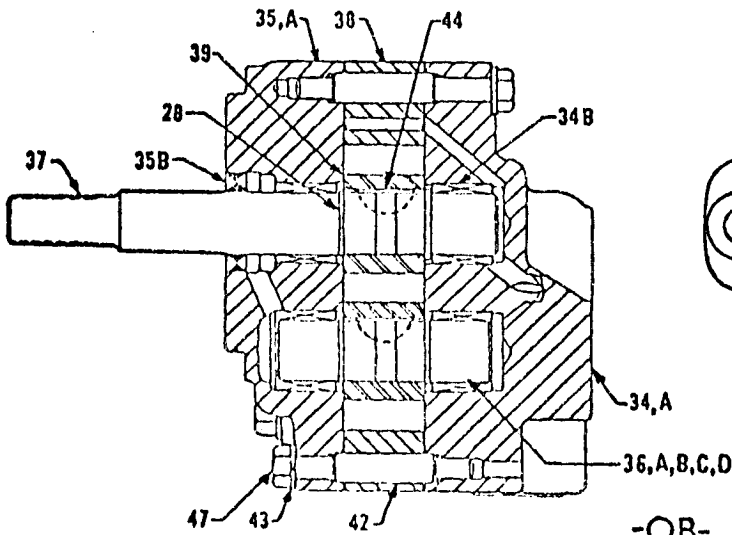
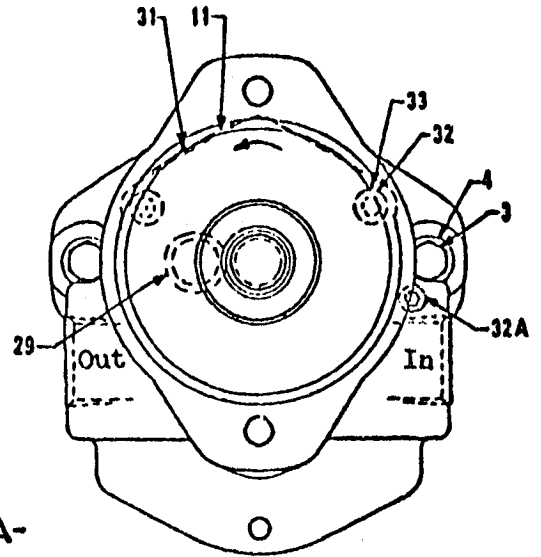
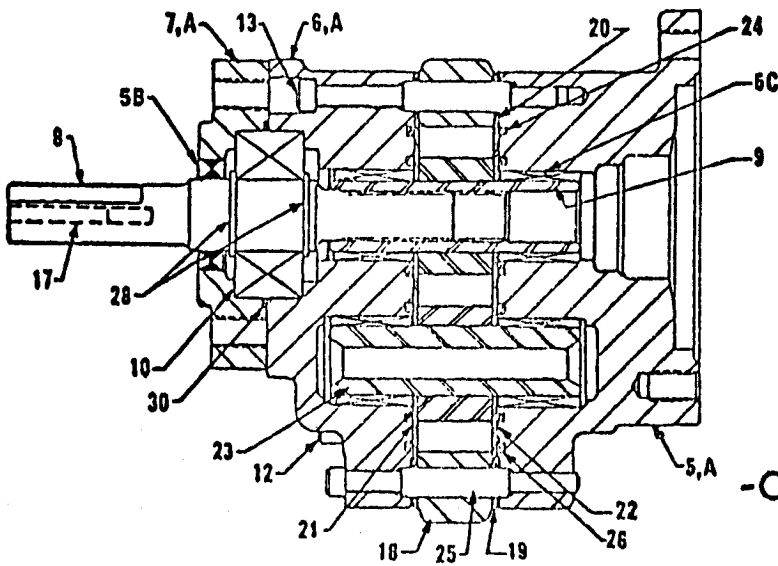
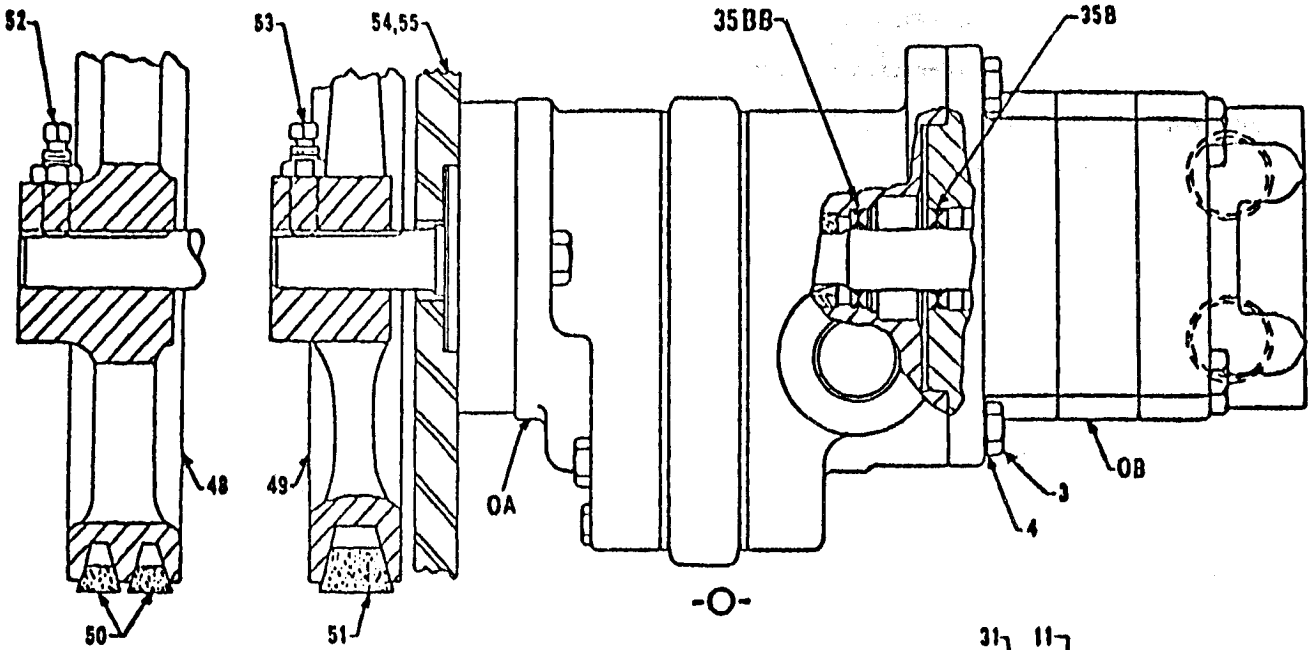
HYDRAULIC DUAL PUMP AND PULLEY (WEBSTER)  
 (On Pacer 346, Super 366)

(For Part Numbers,  
 see next page)



**HYDRAULIC DUAL PUMP AND PULLEY (WEBSTER)**  
**(On Pacer 346, Super 366)**  
**(For illustration, see preceding page)**

REF. NO.	PART NO.	QUANTITY	DESCRIPTION
0	PGF-18119	1	PUMP GROUP (includes Ref. Nos. 1 to 47 inclusive)
0A	497084	1	GEAR PUMP ASSEMBLY (includes Ref. Nos. 5 to 33 inclusive)
0B	497085	1	GEAR PUMP ASSEMBLY (includes Ref. Nos. 34 to 47 inclusive, also Ref. 28 and 31)
3	497004	2	CAPSCREW
4	497005	2	WASHER
5	497093	1	COVER ASSEMBLY (includes Ref. Nos. 5A and 2 of 5C)
5A		1	COVER (not sold separately. Order Ref. No. 5)
5B	497099	1	SEAL
5C		4	BEARING, needle (not sold separately. Order Ref.5)
6	497086	1	BODY ASSEMBLY (includes Ref. Nos. 6A & 2 of 5C)
6A		1	BODY (not sold separately. Order Ref. No. 6)
7	497087	1	ADAPTER ASSEMBLY (includes Ref. Nos. 7A & 5B)
7A		1	ADAPTER (not sold separately. Order Ref. 7)
8	497088	1	SHAFT, drive
9	497120	1	GEAR, drive
10	497090	1	BEARING, ball
11	497021	1	PLATE, name
12	497092	2	SCREW, hex head
13	497044	2	SCREW, hex head
17	497045	1	KEY, square
18	497046	1	PLATE, gear
19	497047	2	PLATE, retaining
20	497048	2	SEAL, retaining plate
21	497049	1	PLATE, wear
22	497050	1	PLATE, wear
23	497121	1	GEAR, idler
24	497052	2	RING, sealing
25	497053	2	PIN, dowel
26	497054	2	RING, back-up
28	497089	1	RING, retaining
29	497056	2	"O" RING
30	497080	1	"O" RING
31	497026	2	SCREW, drive
32	497058	4	SCREW, hex head
33	497059	6	WASHER, lock
34	497096	1	COVER ASSEMBLY (includes Ref. Nos. 34A & 2 of 34B)
34A		1	COVER
34B		4	BEARING, needle } (Not sold separately. Order Ref. No. 34)
35	497010	1	BODY ASSEMBLY (includes Ref. Nos. 35A, 35B and 2 of 34B)
35A		1	BODY (Not sold separately. Order Ref. No. 35)
35B	497012	1	SEAL
35BB	497125	1	SEAL
36	497013	1	IDLER GEAR ASSEMBLY (includes Ref. Nos. 36A, B, C, & D)
36A		1	GEAR, idler
36B		1	SHAFT, idler
36C		1	KEY, Woodruff
36D		2	RING, retainer } (Not sold separately. Order Ref. No. 36)
37	497095	1	SHAFT, drive
38	497019	1	PLATE, gear
39	497020	1	GEAR, drive
40	497021	1	PLATE, name
41	497022	1	SCREW, hex head
42	497025	2	PIN, dowel
43	497027	2	WASHER, lock
44	497028	1	KEY, Woodruff
45	497029	6	WASHER, lock
46	497030	6	SCREW, hex head
47	497031	1	SCREW, hex head
48	PGF-16943	1	PULLEY, dual (GMC-4-71 Engine)
49	PGF-16833	1	PULLEY, single (Cummins C-160 Engine)
50	PGF-16985	1 Set	"V" BELT, dual (GMC-4-71 Engine)
51	PGF-15156	1	"V" BELT, single (Cummins C-160 Engine)
52	755032	2	SETSCREW, cup point (GMC-4-71 Engine)
53	755053	1	SETSCREW, cup point (Cummins C-160 Engine)
54	PGF-16542	1	PLATE, support, hydraulic pump (GMC-4-71 Engine)
55	PGF-16034	1	PLATE, support, hydraulic pump (Cummins C-160 Engine)
56	PGF-16949	1	SPACER, pump support (Cummins C-160 Engine)-(not shown)

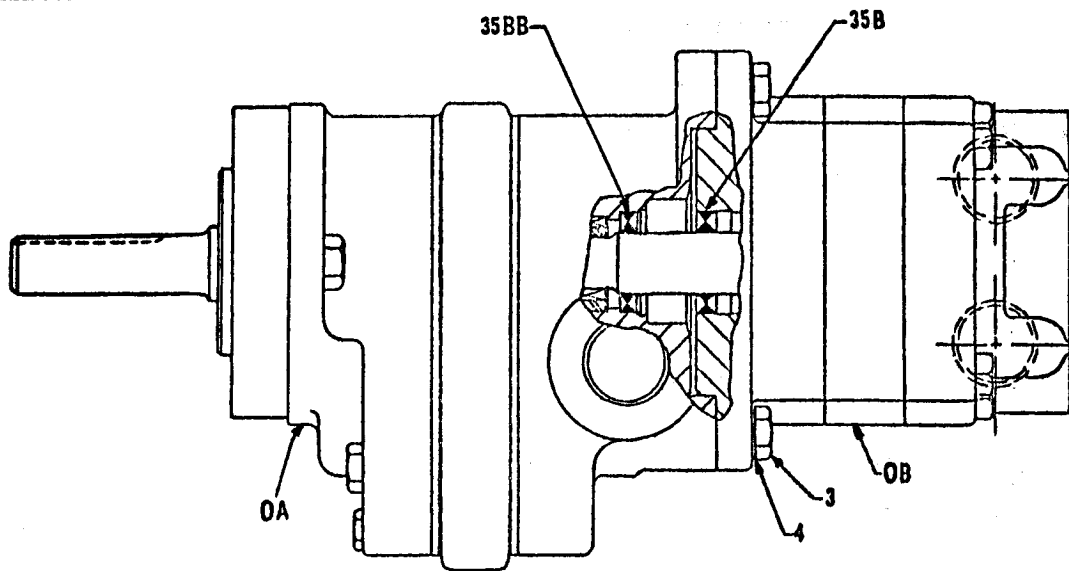


HYDRAULIC DUAL PUMP AND FULLEY (WEBSTER)  
 (On Pacer 346 - Super 366)  
 (With Tiller Bar or Duomatic Steer)

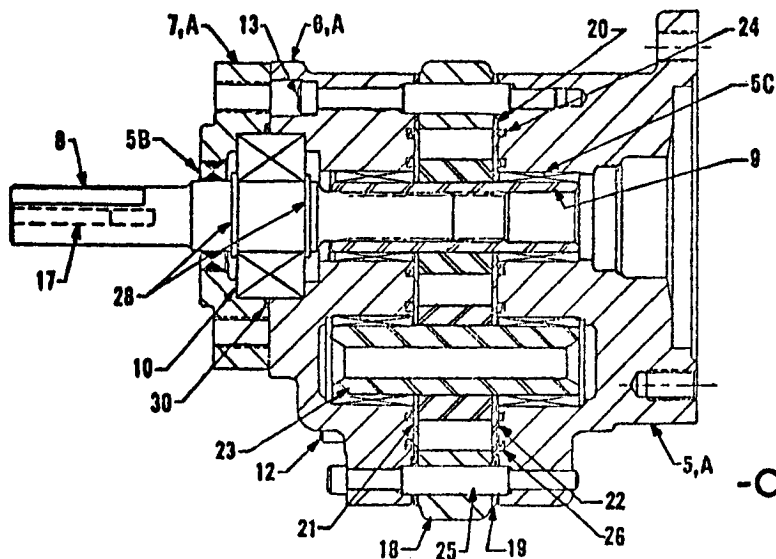
(For Part Numbers,  
 see next page)

**HYDRAULIC DUAL PUMP AND PULLEY (WEBSTER)**  
 (On Pacer 346, Super 366)  
 (For illustration, see preceding page)

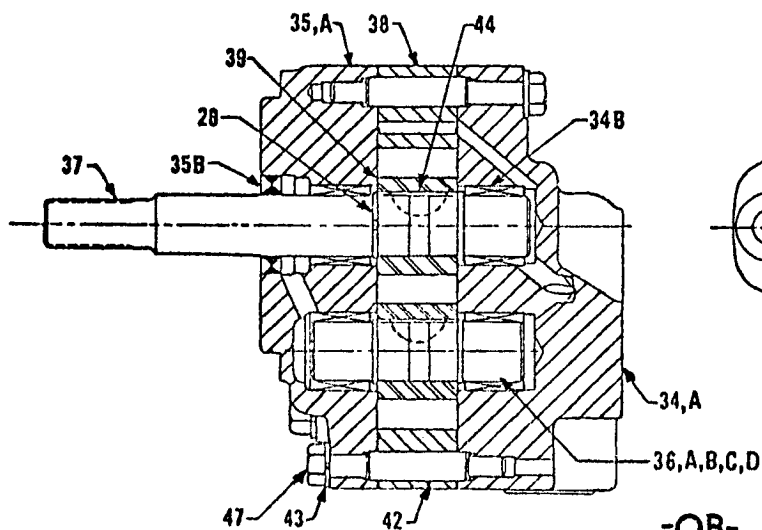
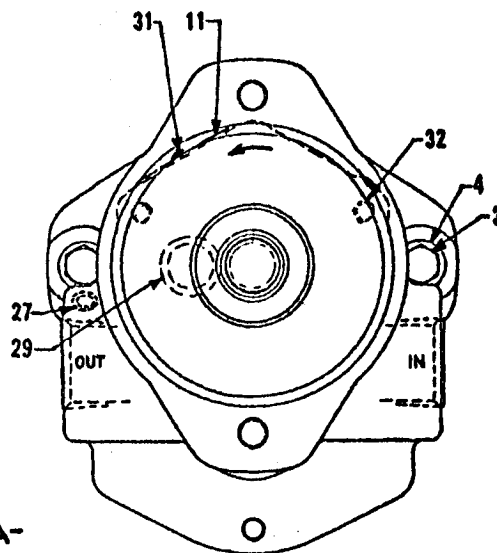
REF. NO.	PART NO.	QUANTITY	DESCRIPTION
0	PGF-17909	1	PUMP GROUP (includes Ref. Nos. 1 to 47 inclusive)
0A	497122	1	GEAR PUMP ASSEMBLY (includes Ref. Nos. 5 to 33 inclusive)
0B	497085	1	GEAR PUMP ASSEMBLY (Includes Ref. Nos. 34 to 47 inclusive, also Ref. 28 and 31)
3	497004	2	CAPSCREW
4	497005	2	WASHER
5	497093	1	COVER ASSEMBLY (Includes Ref. Nos. 5A & 2 of 5C)
5A		1	COVER (not sold separately. Order Ref. No. 5)
5B	497099	1	SEAL
5C		4	BEARING, needle (not sold separately. Order Ref. 5)
6	497100	1	BODY ASSEMBLY (includes Ref. Nos. 6A & 2 of 5C)
6A	497124	1	BODY
7	497101	1	ADAPTER ASSEMBLY (includes Ref. Nos. 7A & 5B)
7A	497123	1	ADAPTER
8	497088	1	SHAFT, drive
9	497120	1	GEAR, drive
10	497090	1	BEARING, ball
11	497021	1	PLATE, name
12	497092	2	SCREW, hex head
13	497044	2	SCREW, hex head
17	497045	1	KEY, square
18	497046	1	PLATE, gear
19	497047	2	PLATE, retaining
20	497048	2	SEAL, retaining plate
21	497049	1	PLATE, wear
22	497050	1	PLATE, wear
23	497121	1	GEAR, idler
24	497052	2	RING, sealing
25	497053	2	PIN, dowel
26	497054	2	RING, back-up
28	497089	1	RING, retaining
29	497056	2	"O" RING
30	497080	1	"O" RING
31	497026	2	SCREW, drive
32	497058	4	SCREW, hex head
32A	497106	2	SCREW, hex socket head
33	497059	6	WASHER, lock
34	497096	1	COVER ASSEMBLY (includes Ref. Nos. 34A & 2 of 34B)
34A		1	COVER
34B		4	BEARING, needle
35	497010	1	BODY ASSEMBLY (includes Ref. Nos. 35A, 35B, and 2 of 34B)
35A		1	BODY (not sold separately. Order Ref. No. 35)
35B	497012	1	SEAL
35BB	497125	1	SEAL
36	497013	1	IDLER GEAR ASSEMBLY (includes Ref. Nos. 36A,B,C&D)
36A		1	GEAR, idler
36B		1	SHAFT, idler
36C		1	KEY, Woodruff
36D		2	RING, retainer
37	497095	1	SHAFT, drive
38	497019	1	PLATE, gear
39	497020	1	GEAR, drive
40	497021	1	PLATE, name
41	497022	1	SCREW, hex head
42	497025	2	PIN, dowel
43	497027	2	WASHER, lock
44	497028	1	KEY, Woodruff
45	497029	6	WASHER, lock
46	497030	6	SCREW, hex head
47	497031	1	SCREW, hex head
48	PGF-18772	1	PULLEY, dual (GMC-4-71 Engine) (Includes Item 52)
49	PGF-18922	1	PULLEY, single (Cummins C-160 Engine) (includes item 53)
50	PGF-18264	1 Set	"V" BELT, dual (GMC-4-71 Engine)
51	PGF-15156	1	"V" BELT, single (Cummins C-160 Engine)
52		2	SETSCREW, cup point (GMC-4-71 Engine)
53		1	SETSCREW, cup point (Cummins C-160 Engine)
54	PGF-18320	1	PLATE, support, hydraulic pump (GMC-4-71 Engine)
55	PGF-19023	1	PLATE, support, hydraulic pump (Cummins C-160 Engine)
56	PGF-16949	1	SPACER, pump support (Cummins C-160 Engine)-(not shown)



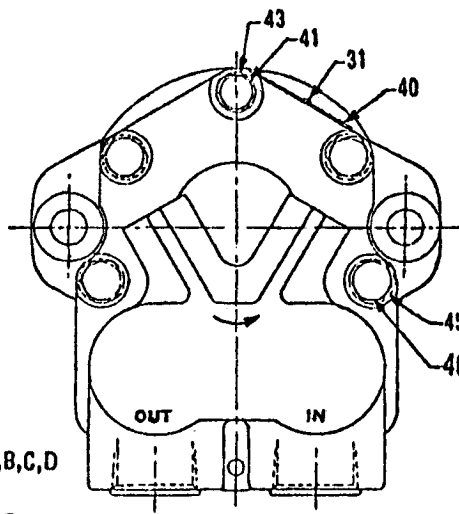
-O-



-OA-



-OB-

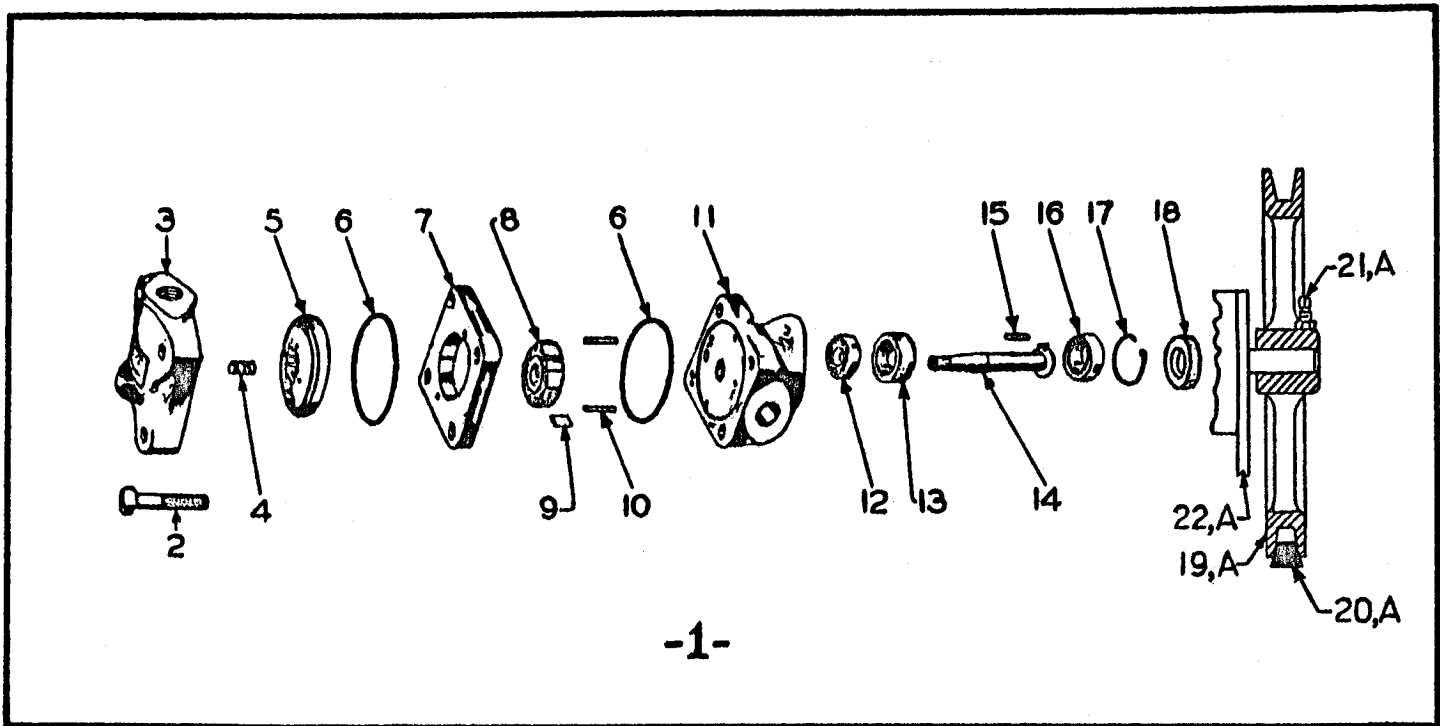


(For Part Numbers, see next page)

HYDRAULIC DUAL PUMP (WEBSTER)  
 (On Pacer 346 - Super 366)  
 (With Orbitrol or Booster Steer)

HYDRAULIC DUAL PUMP (WEBSTER)  
 (On Pacer 346 - Super 366)  
 (For illustration, see preceding page)

REF. NO.	PART NO.	QUANTITY	DESCRIPTION
0	FGF-19243	1	PUMP GROUP - Webster 4JDS5-RT/3HCS 12-R (includes Ref. Nos. 3 to 47 inclusive)
OA	497097	1	GEAR PUMP ASSEMBLY (includes Ref. Nos. 5 to 32 inclusive)
OB	497098	1	GEAR PUMP ASSEMBLY (includes Ref. Nos. 34 to 47 inclusive, also Ref. 28 and 31)
3	497004	2	CAPSCREW
4	497005	2	WASHER
5	497093	1	COVER ASSEMBLY (includes Ref. Nos. 5A and 2 of 5C)
5A		1	COVER (not sold separately. Order Ref. 5)
5B	497099	1	SEAL
5C		4	BEARING, needle (not sold separately. Order Ref. 5)
6	497100	1	BODY ASSEMBLY (includes Ref. Nos. 6A & 2 of 5C)
6A	497124	1	BODY
7	497101	1	ADAPTER ASSEMBLY (includes Ref. Nos. 7A & 5B)
7A	497123	1	ADAPTER
8	497088	1	SHAFT, drive
9	497126	1	GEAR, drive
10	497090	1	BEARING, ball
11	497021	1	PLATE, name
12	497092	2	SCREW, hex head
13	497044	2	SCREW, hex head
17	497045	1	KEY, square
18	497103	1	PLATE, gear
19	497047	2	PLATE, retaining
20	497048	2	SEAL, retaining plate
21	497049	1	PLATE, wear
22	497050	1	PLATE, wear
23	497127	1	GEAR, idler
24	497052	2	RING, sealing
25	497105	2	PIN, dowel
26	497054	2	RING, back-up
27	497106	2	SCREW
28	497089	2	RING, retaining
29	497107	2	"O" RING
30	497080	1	"O" RING
31	497026	2	SCREW, drive
32	497058	4	SCREW, hex head
34	497096	1	COVER ASSEMBLY (includes Ref. Nos. 34A & 2 of 34B)
34A		1	COVER
34B		4	BEARING, needle
35	497010	1	BODY ASSEMBLY (includes Ref. Nos. 35A, 35B and 2 of 34B)
35A		1	BODY (not sold separately. Order Ref. No. 35)
35B	497012	1	SEAL
35BB	497125	1	SEAL
36	497013	1	IDLER GEAR ASSEMBLY (includes Ref. Nos. 36A, B, C and D)
36A		1	GEAR, idler
36B		1	SHAFT, idler
36C		1	KEY, Woodruff
36D		2	RING, retainer
37	497095	1	SHAFT, drive
38	497019	1	PLATE, gear
39	497020	1	GEAR, drive
40	497021	1	PLATE, name
41	497022	1	SCREW, hex head
42	497025	2	PIN, dowel
43	497027	2	WASHER, lock
44	497028	1	KEY, Woodruff
45	497029	6	WASHER, lock
46	497030	6	SCREW, hex head
47	497031	1	SCREW, hex head

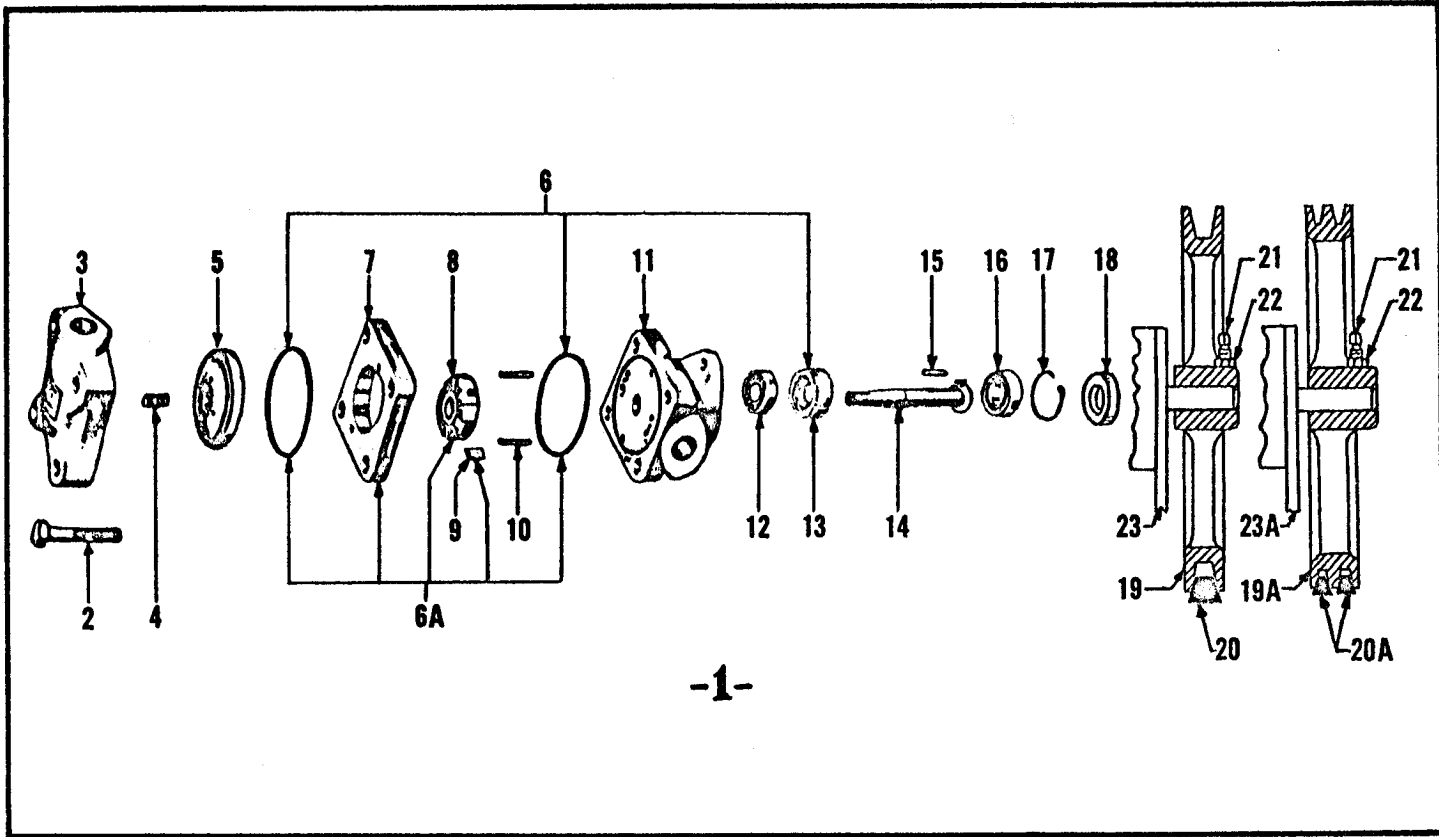


-1-

HYDRAULIC SINGLE PUMP AND FULLEY (VICKERS) (SUPERSEDED)  
 (On Pacer 345 - Super 365)

REF. NO.	PART NO.	QUANTITY	DESCRIPTION
1	FGF-17232	1	PUMP GROUP - Model V230-9-1A-12-S63 (includes Ref. Nos. 2 to 17 inclusive)
2	503201	4	CAPSCREW
3	503116	1	COVER
4	503087	1	SPRING
5	503380	1	PLATE, pressure
6	503145	2	SEAL
7	503426	1	RING
8	503369	1	ROTOR
9	503172	1	VANE KIT (12 vanes)
10	503192	2	PIN
11	503098	1	BODY
12	503008	1	BEARING, ball
13	503531	1	SEAL, oil
14	503093	1	SHAFT
15	503032	1	KEY, shaft
16	503064	1	BEARING, ball
17	503083	1	RING, snap
18	FGF-13623	1	FELT
19	FGF-16833	1	FULLEY, single (with Cummins engine)
19A	FGF-16943	1	FULLEY, double (with GMC engine)
20	FGF-15156	1	"v" BELT, single (with Cummins engine)
20A	FGF-18264	1 Set	"v" BELT, double (with GMC engine) (2 belts)
21	755053	1	SETSCREW, cup point (with Cummins engine)
21A	755032	1	SETSCREW, cup point (with GMC engine)
22	FGF-18006	1	PLATE, support, hydraulic pump (on Cummins engine)
22A	FGF-18320	1	PLATE, support, hydraulic pump (on GMC engine)
23	FGF-16949	1	* SPACER, pump support (on Cummins engine)

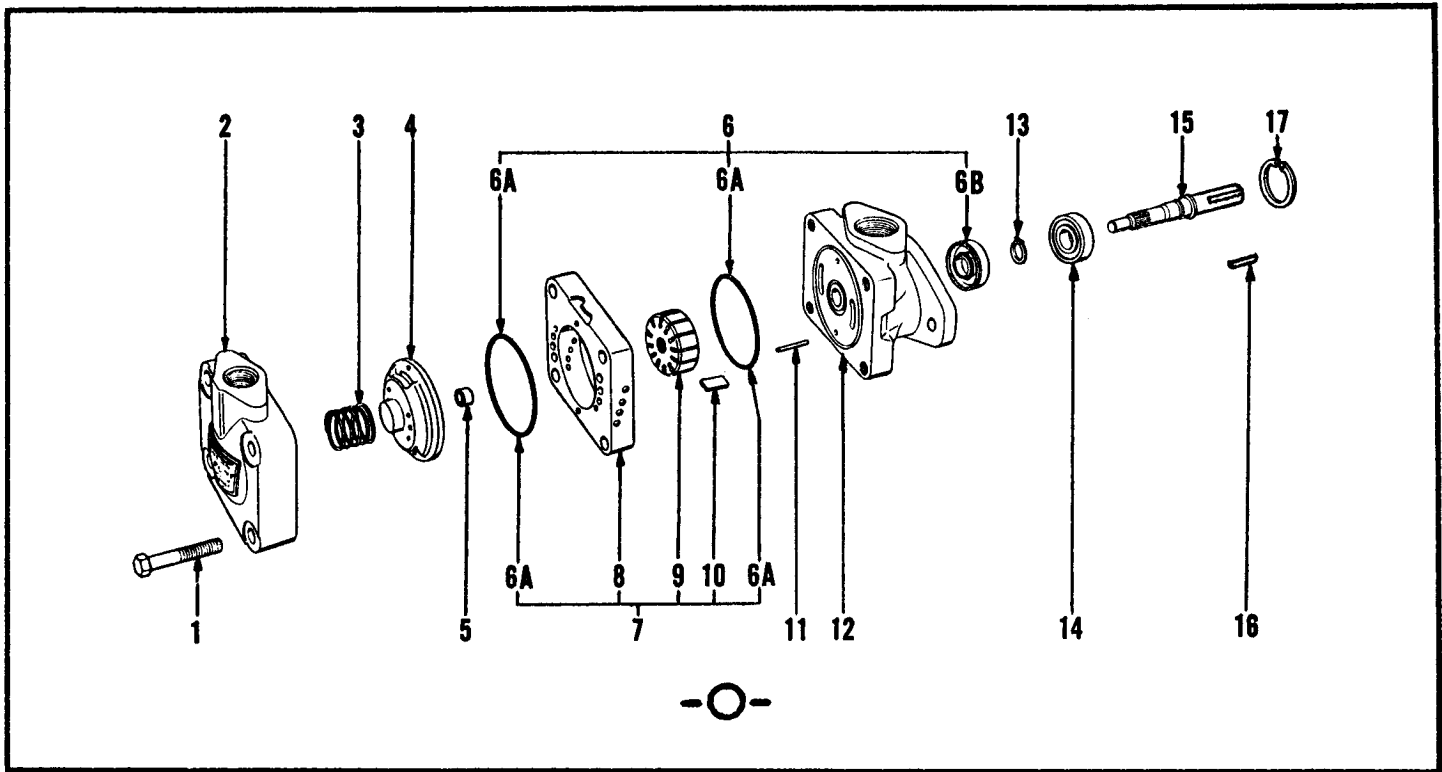
Note: \* Part not illustrated.



-1-

HYDRAULIC PUMP AND PULLEY (VICKERS) (SUPERSEDED)  
 (On Pacer 345 - Super 365)  
 (Used With All Types of Steering on Dry Clutch Machines)

REF. NO.	PART NO.	QUANTITY	DESCRIPTION
1	FGF-17943	1	HYDRAULIC PUMP GROUP - Model V-210-9-1A-12-S63 (includes Ref. Nos. 2 to 17 inclusive)
2	503201	4	CAPSCREW
3	503116	1	COVER
4	503087	1	SPRING
5	503380	1	PLATE, pressure
6	503488	1	GASKET KIT
6A	503490	1	CARTRIDGE KIT
7	503489	1	RING
8	503369	1	ROTOR
9	503172	1	VANE KIT (12 vanes)
10	503192	2	PIN
11	503586	1	BODY
12	503008	1	BEARING, ball
13	503531	1	SEAL, oil
14	503093	1	SHAFT
15	503032	1	KEY, shaft
16	503064	1	BEARING, ball
17	503083	1	RING, snap
18	FGF-13623	1	FELT
19	FGF-18922	1	PULLEY (Cummins C-160 Engine)(incl. 21 & 22)
19A	FGF-18772	1	PULLEY (GMC-4-71 Engine)(includes 21 & 22)
20	FGF-15156	1	"V" BELT (Cummins C-160 Engine)
20A	FGF-18264	1 Set	BELT (GMC-4-71 Engine) (2 belts)
21		2	SETScrew, cup point
22		2	NUT, hex
23	FGF-19023	1	SUPPORT, pump (Cummins C-160 Engine)
23A	FGF-18320	1	SUPPORT, pump (GMC-4-71 Engine)

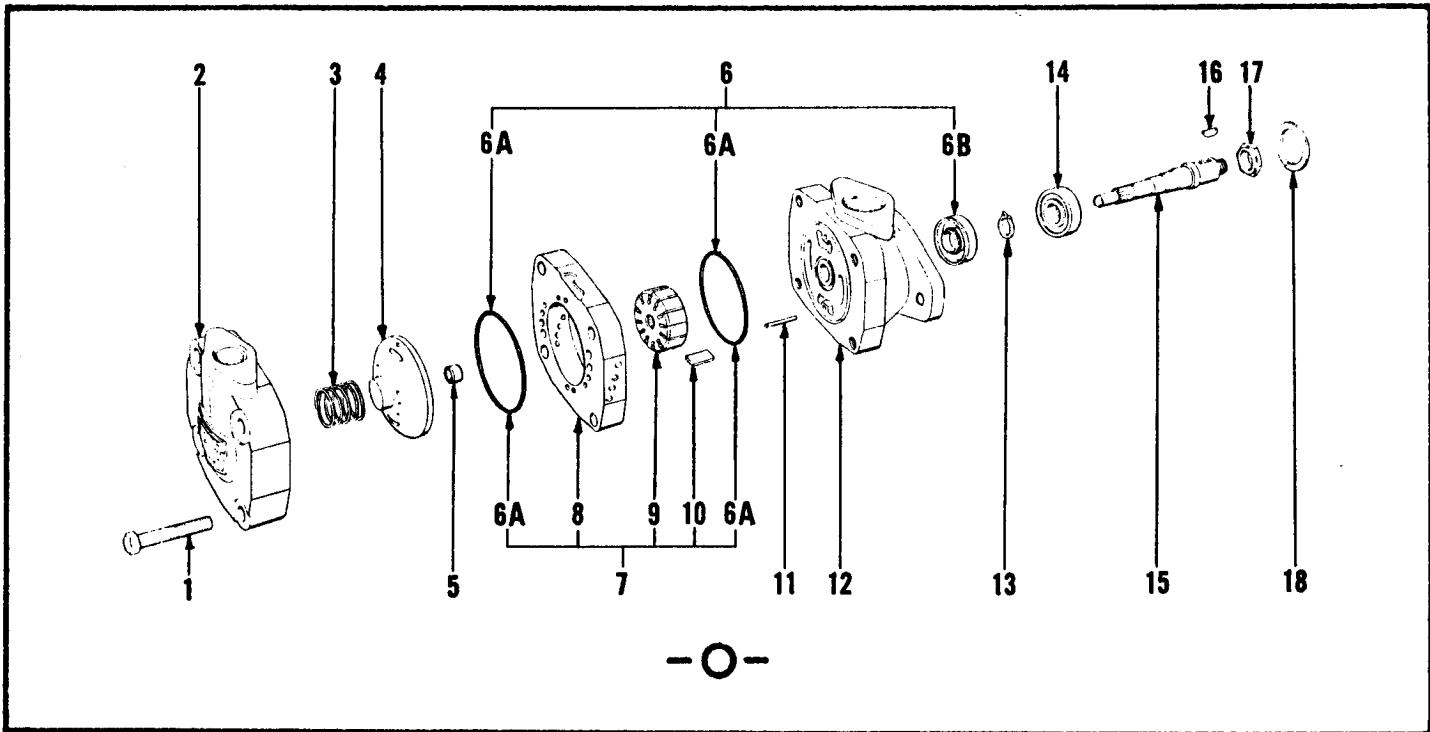


**HYDRAULIC PUMP AND PULLEY**  
**(TORQUE CONVERTER, WET OR DRY CLUTCH AND ORBITROL OR BOOSTER STEER)**  
**(SUPERSEDED)**

REF. NO.	PART NO.	QUANTITY	DESCRIPTION
0	PGF-19324	1	VICKERS HYDRAULIC PUMP - Model V20-1P-13S-1C-10 (includes Ref. Nos. 1 to 17 inclusive)
1	503656	4	SCREW
2	503657	1	COVER
3	503658	1	SPRING
4	503659	1	PRESSURE PLATE WITH BUSHING
5	503660	1	BUSHING
6	503661	1	SEAL KIT (includes Ref. 6A and 6B)
6A		2	"O" RING
6B		1	SEAL
7	503669	1	CARTRIDGE KIT (includes Ref. 6A, 8, 9 and 10)
8	503663	1	RING
9	503665	1	ROTOR
10	503667	1	VANE KIT (12 vanes)
11	503670	2	PIN
12	503671	1	BODY
13	503672	1	RING, snap
14	503673	1	BEARING
15	503674	1	SHAFT
16	503032	1	KEY
17	503083	1	RING, snap
18	PGF-19275	1	* PULLEY (dual)
18A	PGF-19274	1	* PULLEY (triple) (344 and 364 only)
19	PGF-19429	1 Set	* BELT (GMC engine) (2 belts)
19A	PGF-16985	1 Set	* BELT (Cummins engine) (2 belts)
20	PGF-19386	1	* SPACER, pump support (Cummins engine)
21	PGF-19389	1	* SUPPORT, pump (Cummins engine)
22	PGF-18320	1	* SUPPORT, pump (GMC engine)

Note: \* Parts not illustrated.

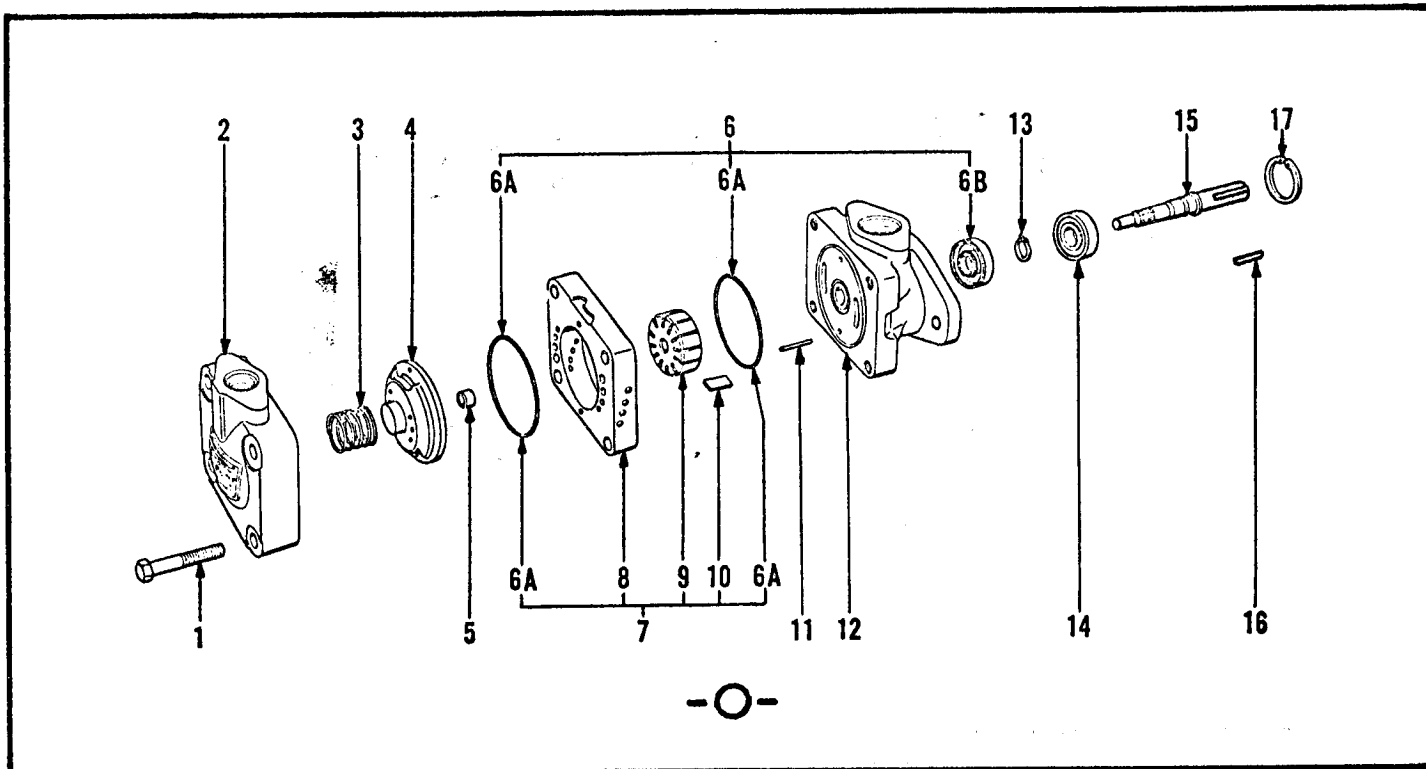




HYDRAULIC PUMP AND PULLEY  
 (TORQUE CONVERTER, WET OR DRY CLUTCH AND ORBITROL OR BOOSTER STEER)  
 (Machines 14292 and Up)

REF. NO.	PART NO.	QUANTITY	DESCRIPTION
0	PGF-20040	1	VICKERS HYDRAULIC PUMP - Model V30-1P-17S-3C-10 (includes Ref. Nos. 1 to 18 inclusive)
1	503836	4	SCREW
2	503837	1	COVER
3	503838	1	SPRING
4	503839	1	PRESSURE PLATE WITH BUSHING
5	503840	1	BUSHING
6	503841	1	SEAL KIT (includes Ref. 6A and 6B)
6A		2	"O" RING
6B		1	SEAL
7	503871	1	CARTRIDGE KIT (includes Ref. 6A, 8, 9 and 10)
8	503843	1	RING
9	503844	1	ROTOR
10	503845	1	VANE KIT (12 vanes)
11	503846	2	PIN
12	503847	1	BODY
13	503524	1	RING, snap
14	503823	1	BEARING
15	503848	1	SHAFT
16	503849	1	KEY
17	503850	1	NUT
18	503398	1	RING, snap
19	FGF-20043	2	* SHIM, pump
20	FGF-20071	1	* PULLEY (triple)
21	762007	1	* WASHER, plain, pump pulley
22	FGF-16985	1 Set	* BELT (GMC engine) (2 belts)
23	FGF-20077	1 Set	* BELT (Cummins engine) (2 belts)
24	FGF-20078	2	* SHIM, pump support
25	FGF-20073	1	* SUPPORT, pump (Cummins engine)
26	FGF-20072	1	* SUPPORT, pump (GMC engine)

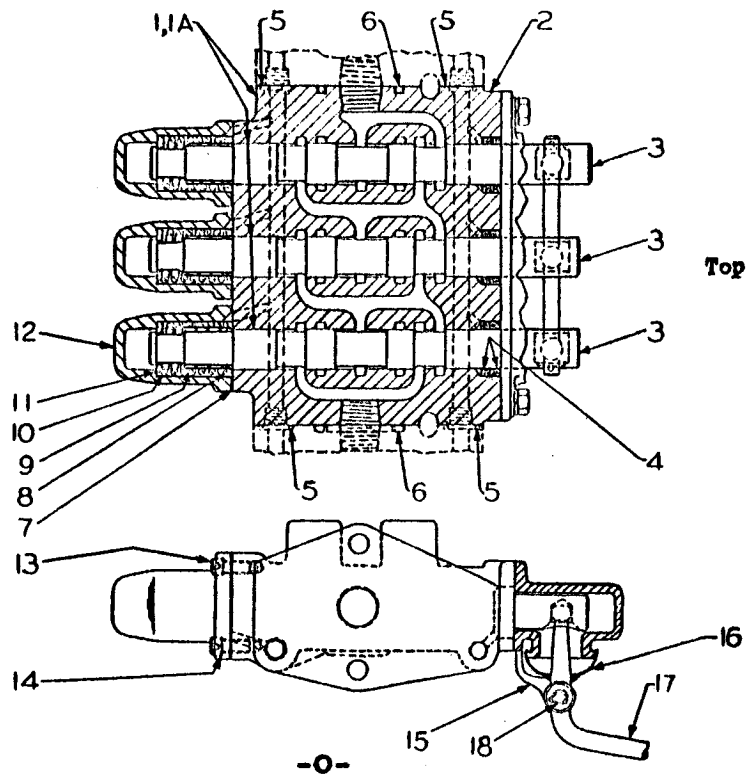
Note: \* Parts not illustrated.



**HYDRAULIC PUMP AND PULLEY**  
**(TORQUE CONVERTER, WET OR DRY CLUTCH AND TILLER BAR OR DUOMATIC STEER)**

REF. NO.	PART NO.	QUANTITY	DESCRIPTION
0	FGF-19361	1	VICKERS HYDRAULIC PUMP - Model V20-1P-9S-1C-10 (includes Ref. Nos. 1 to 17 inclusive)
1	503201	4	SCREW
2	503657	1	COVER
3	503658	1	SPRING
4	503659	1	PRESSURE PLATE WITH BUSHING
5	503660	1	BUSHING
6	503661	1	SEAL KIT (includes Ref. 6A and 6B)
6A		2	"O" RING
6B		1	SEAL
7	503668	1	CARTRIDGE KIT (includes Ref. 6A, 8, 9 and 10)
8	503662	1	RING
9	503664	1	ROTOR
10	503666	1	VANE KIT (12 vanes)
11	503192	2	PIN
12	503671	1	BODY
13	503672	1	RING, snap
14	503673	1	BEARING
15	503674	1	SHAFT
16	503032	1	KEY
17	503083	1	RING, snap
18	FGF-19275	1	* PULLEY (dual)
18A	FGF-19274	1	* PULLEY (triple) (344 and 364 only)
19	FGF-19429	1 Set	* BELT (GMC engine) (2 belts)
19A	FGF-16985	1 Set	* BELT (Cummins engine) (2 belts)
20	FGF-19386	1	* SPACER, pump support (Cummins engine)
21	FGF-19389	1	* SUPPORT, pump (Cummins engine)
22	FGF-18320	1	* SUPPORT, pump (GMC engine)

Note: \* Parts not illustrated.




HYDRAULIC CONTROL TRIPLE VALVE

REF. NO.	PART NO.	QUANTITY	DESCRIPTION
0	FGU-9197	1	3/8 8-BANK VALVE GROUP, complete - bolted together (less levers)
1	FGU-9202	1	BODY WITH TRIPLE VALVE PLUGS AND SEALS - CENTER (includes Ref. Nos. 2, 3 and 4)
1A	FGU-9201	1	BODY WITH TRIPLE VALVE PLUGS AND SEALS - END (includes Ref. Nos. 2, 3 and 4)
2		1	* BODY, valve
3		3	* PLUG, valve (movable)
4	HCF-5980	6	SEAL, oil
5	FGF-9648-25	4	"O" RING
6	FGF-9648-2	2	"O" RING
7	ASF-5105	3	GASKET, valve spring cap
8	FGF-8785	3	WASHER
9	FGF-8781	3	SLEEVE
10	FGF-15988	3	SPRING, valve
11	FGF-8780	3	WASHER
12	AS-1010	3	CAP, valve spring
13	819133	12	CAPSCREW, hollow head
14	HCF-373	12	WASHER, capscrew
15	FG-2350	1	BRACKET, valve lever
16	FGF-15741	3	BOOT
17			LEVER, control (see separate page)
18	FGF-10105	1	PIN

Note: 3/8 This assembly consists of one twin valve group and two triple valve groups.  
 \* Parts not sold separately. Order Ref. 1, FGU-9202, or Ref. 1A, FGU-9201, body with triple valve plugs and seals, from your nearest BLH Austin-Western Distributor.

MAILED



RECEIVED

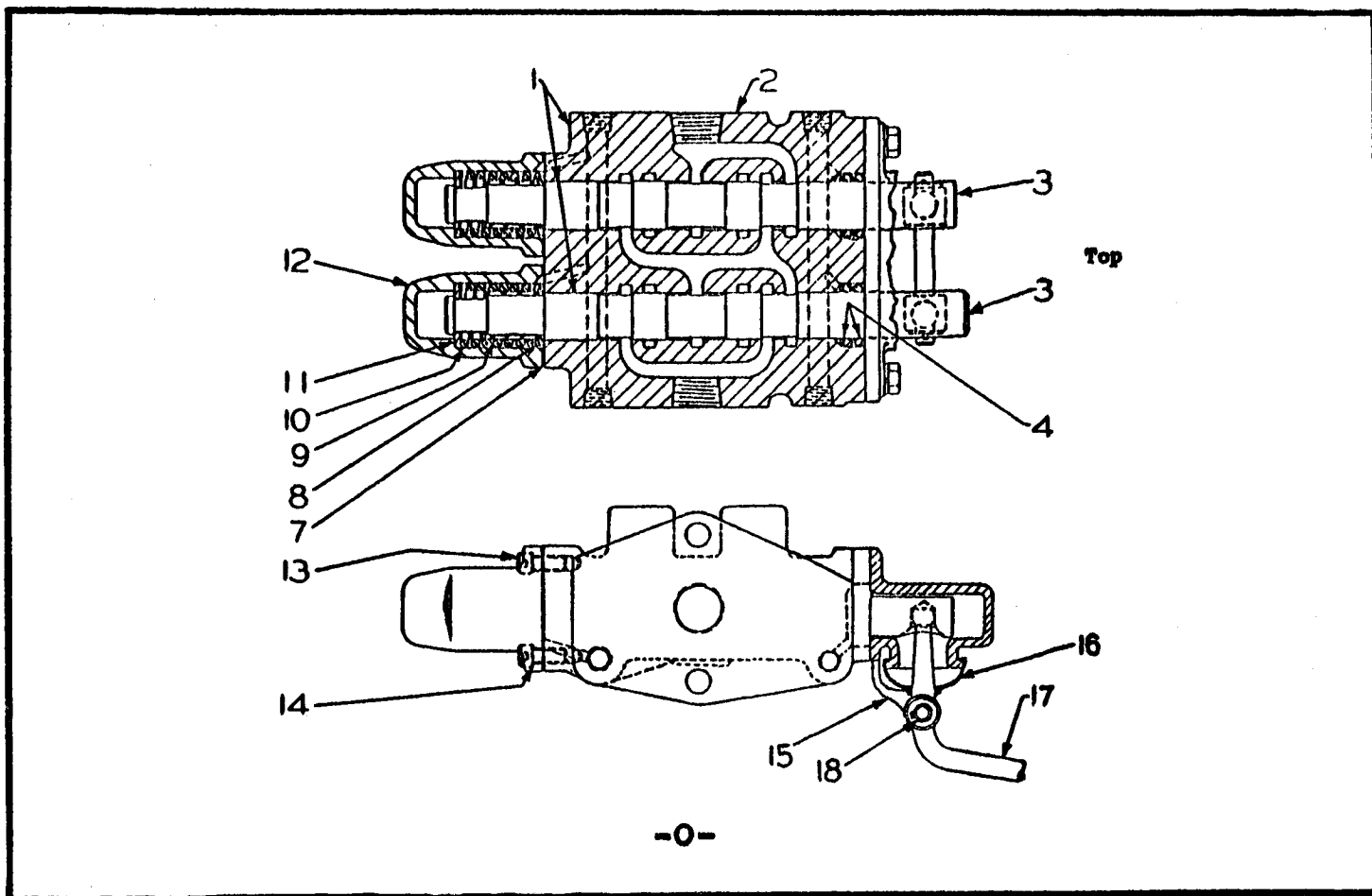
Handwritten text, possibly a date or reference number, located in the lower left quadrant.

Handwritten text, possibly a name or title, located in the lower right quadrant.

Vertical handwritten text or list of items in the center of the lower half of the page.

Vertical handwritten text or list of items on the right side of the lower half of the page.

Horizontal handwritten text or signature at the bottom of the page.




HYDRAULIC CONTROL TWIN VALVE

REF. NO.	PART NO.	QUANTITY	DESCRIPTION
0	FGU-9197	1	3/8 8-BANK VALVE GROUP, complete - bolted together (less levers)
1	FGU-9203	1	BODY WITH TWIN VALVE PLUGS AND SEALS (includes Ref. Nos. 2, 3 and 4)
2		1	* BODY, valve
3		2	* PLUG, valve (movable)
4	HCF-5980	4	SEAL, oil
7	ASF-5105	2	GASKET, valve spring cap
8	RGF-8785	2	WASHER
9	RGF-8781	2	SLEEVE
10	RGF-15988	2	SPRING, valve
11	RGF-8780	2	WASHER
12	AS-1010	2	CAP, valve spring
13	819133	8	CAPSCREW, hollow head
14	HCF-373	8	WASHER, capscrew
15	FG-2349	1	BRACKET, valve lever
16	RGF-15741	2	BOOT
17			LEVER, control (see separate page)
18	ASF-5109	1	PIN

Note: 3/8 This assembly consists of one twin valve group and two triple valve groups.  
 \* Parts not sold separately. Order Ref. 1, FGU-9203, body with twin valve plugs and seals, from your nearest BLH Austin-Western Distributor.

(Machines Prior to V300-10714)



(For Part Numbers,  
see next page)


HYDRAULIC VALVE CONTROLS AND MISCELLANEOUS PARTS

**HYDRAULIC VALVE CONTROLS AND MISCELLANEOUS PARTS**  
(For illustration, see preceding page)

REF. NO.	PART NO.	QUANTITY	DESCRIPTION
1	PGF-17652	1	PLATE, instruction
2	PGF-16193	1	LEVER, valve, circle reverse (for foot type circle latch control)
2A	PGF-16593	1	LEVER, valve, circle reverse (for solenoid type circle latch control)
2B	PGF-17930	1	LEVER, valve, circle reverse (for solenoid type circle latch control) (machine No. 300 - 7870 and up)
3	PGF-16190	1	LEVER, valve, blade lift, L.H.
4	PGF-12615	1	BRACKET, left hand, valve bank
5	PGF-16192	1	LEVER, valve, blade side shift
6	PGF-12043	1	* PLATE, cover, valve bank tubes
7	PGF-10754	16	* FELT, cover plate, valve bank
8	PGF-16191	1	LEVER, valve, high lift
9	PG-2405	1	SUPPORT, steering shaft
10	ASF-5689	2	* BUSHING, steering shaft support
11	PG-1386	1	LEVER, steering
11A			STEERING WHEEL (see duomatic or booster steering page)
12	755053	1	SETSCREW, cup point, steering lever
13	PGF-16368	1	SHAFT, steering lever
13A			SHAFT, steering (see duomatic or booster steering page)
14	111009	3	KEY, Woodruff
	PG-1786	1	* COLLAR, steering lever shaft
	755032	2	* SETSCREW, cup point, steering shaft collar
15	PGF-16194	1	LEVER, valve, rear steer
16	PG-2466	1	LEVER, counterbalance, steering shaft
17	PGF-15602	2	JOINT, ball and socket
18	PGF-15603	1	ROD, adjusting, steering link
19	PG-2418	1	LEVER, front steering valve
19A	PGF-15673	1	* BUSHING, front steer valve lever
20	PGF-12616	1	BRACKET, right hand, valve bank
21	PGF-16189	1	LEVER, valve, blade lift, R.H.
22	HTF-382	1	* SPACER, valve lever (used only on machines not equipped with scarifier)
23	PG-1400	6	BALL, valve lever (was 7 required with Ref. 2)
23A	PGF-16430	1	KNOB, control, circle reverse latch (used with Ref. 2A or 2B)
24	PGF-16188	1	LEVER, valve, scarifier
25	PGF-15233	1	PLATE, floor - L.H.
25A	PGF-18812	1	PLATE, floor - L.H. (machine No. 300-9284 and up)
26	PGF-15232	1	PLATE, floor - R.H.
26A	PGF-18813	1	PLATE, floor - R.H. (machine No. 300-9284 and up)
27	PGF-15267	1	* COVER, heater opening
28	PGF-15269	1	* SHIELD, propeller shaft
29	PGF-5652	1	* BACK REST
30	PGF-10111	2	* SUPPORT, back rest
31	PGF-14576	1	* COVER, instrument opening
32	PGF-11254	1	* BEDPLATE, seat
33	PGF-11638	1	* SEAT ASSEMBLY
34	PGF-12000	1	* SEAT ASSEMBLY (special - air foam rubber)
35	PGF-15778	1	PANEL, instrument
35A	PGF-18272	1	PANEL, instrument (machine No. S-300-9284 and up)
36	PGF-11250	1	SUPPORT, instrument panel
37	PGF-14732	1	COVER, floor opening
38	PGF-16151	1	SEAL, for cab opening
39	PGF-15234	1	PLATE, cab opening seal
40	PGF-15266	1	* PLATE, tie

Note: \* Parts not illustrated.

(Machines V300-10714 and Up)



(For Part Numbers, see next page)

HYDRAULIC VALVE CONTROLS AND MISCELLANEOUS PARTS



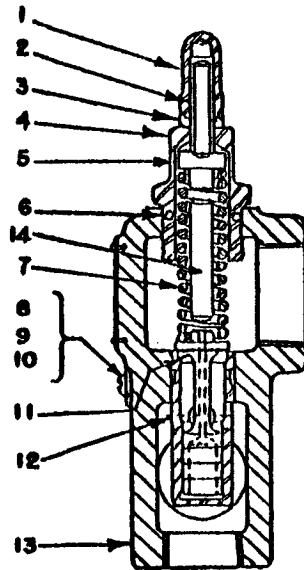
**HYDRAULIC VALVE CONTROLS AND MISCELLANEOUS PARTS**  
(For illustration, see preceding page)

REF. NO.	PART NO.	QUANTITY	DESCRIPTION
1	PGF-19392	1	PLATE, instruction
2	PGF-17930	1	LEVER, valve, circle reverse (for solenoid type circle latch control)
3	PGF-16190	1	LEVER, valve, blade lift, L.H.
4	PGF-19283	1	BRACKET, left hand, valve bank
5	PGF-16192	1	LEVER, valve, blade side shift
6	PGF-12043	1	* PLATE, cover, valve bank tubes
7	PGF-10754	16	* FELT, cover plate, valve bank
8	PGF-16191	1	LEVER, valve, high lift
9	PG-2405	1	SUPPORT, steering shaft
10	ASF-5689	2	* BUSHING, steering shaft support
11	PG-1386	1	LEVER, steering
11A			STEERING WHEEL (see duomatic or booster steering page)
12	755053	1	SET SCREW, cup point, steering lever
13	PGF-16368	1	SHAFT, steering lever
13A			SHAFT, steering (see duomatic or booster steering page)
14	111019	3	KEY, Woodruff
	PG-1786	1	* COLLAR, steering lever shaft
	755032	2	* SET SCREW, cup point, steering shaft collar
15	PGF-16194	1	LEVER, valve, rear steer
16	PG-2466	1	* LEVER, counterbalance, steering shaft
17	PGF-15602	2	* JOINT, ball and socket
18	PGF-15603	1	* ROD, adjusting, steering link
19	PG-2418	1	* LEVER, front steering valve
19A	PGF-15673	1	* BUSHING, front steer valve lever
20	PGF-19282	1	BRACKET, right hand, valve bank
21	PGF-16189	1	LEVER, valve, blade lift, R. H.
22	HTF-382	1	* SPACER, valve lever (used only on machines not equipped with scarifier)
23	PGF-19503	6	BALL, valve lever
23A	PGF-16430	1	KNOB, control, circle reverse latch (used with Ref. 2)
24	PGF-16188	1	* LEVER, valve, scarifier
25	PGF-19224	1	PLATE, floor, L.H.
26	PGF-19527	1	PLATE, floor, R.H.
27	PGF-15269	1	SHIELD, propeller shaft
28	PGF-18719	2	* HANDLE, grab (inside cab)
29	PGF-16086	1	* COVER, instrument opening
30	PGF-19222	1	PANEL, instrument
31	PGF-14732	1	COVER, floor opening
32	PGF-16151	1	SEAL, cab opening
33	PGF-15234	1	PLATE, cab opening seal
34		1	SEAT ASSEMBLY (see separate page)
35	PGF-19775	1	* PLATE, floor, L.H.
36	PGF-19776	1	* PLATE, floor, R.H.
37	PGF-19777	2	* ANGLE, floor plate
38	PGF-19738	1	* SHIELD, propeller shaft
39	705321	14	* BOLT, carriage, floor plate
40	721003	14	* NUT, carriage bolt, floor plate
41	PGF-19755	1	* WASHER (nylon), throttle rod
42	PGF-19767	1	* BRACKET, throttle rod
43	PGF-19766	1	* PLATE, accelerator pedal rod
44	PGF-19751	1	* PAD
45	PGF-19765	1	* PLATE, clutch pedal
46	PGF-19753	1	* PAD
47	PGF-19752	1	* PAD, accelerator pedal
48	PGF-19754	1	* PAD, decelerator rod
49	PGF-19783	1	* FLOOR MAT, R.H.
50	PGF-19782	1	* FLOOR MAT, L.H.

(Tiller Bar and Duomatic Steer)

(Machine No. 14006 and up)

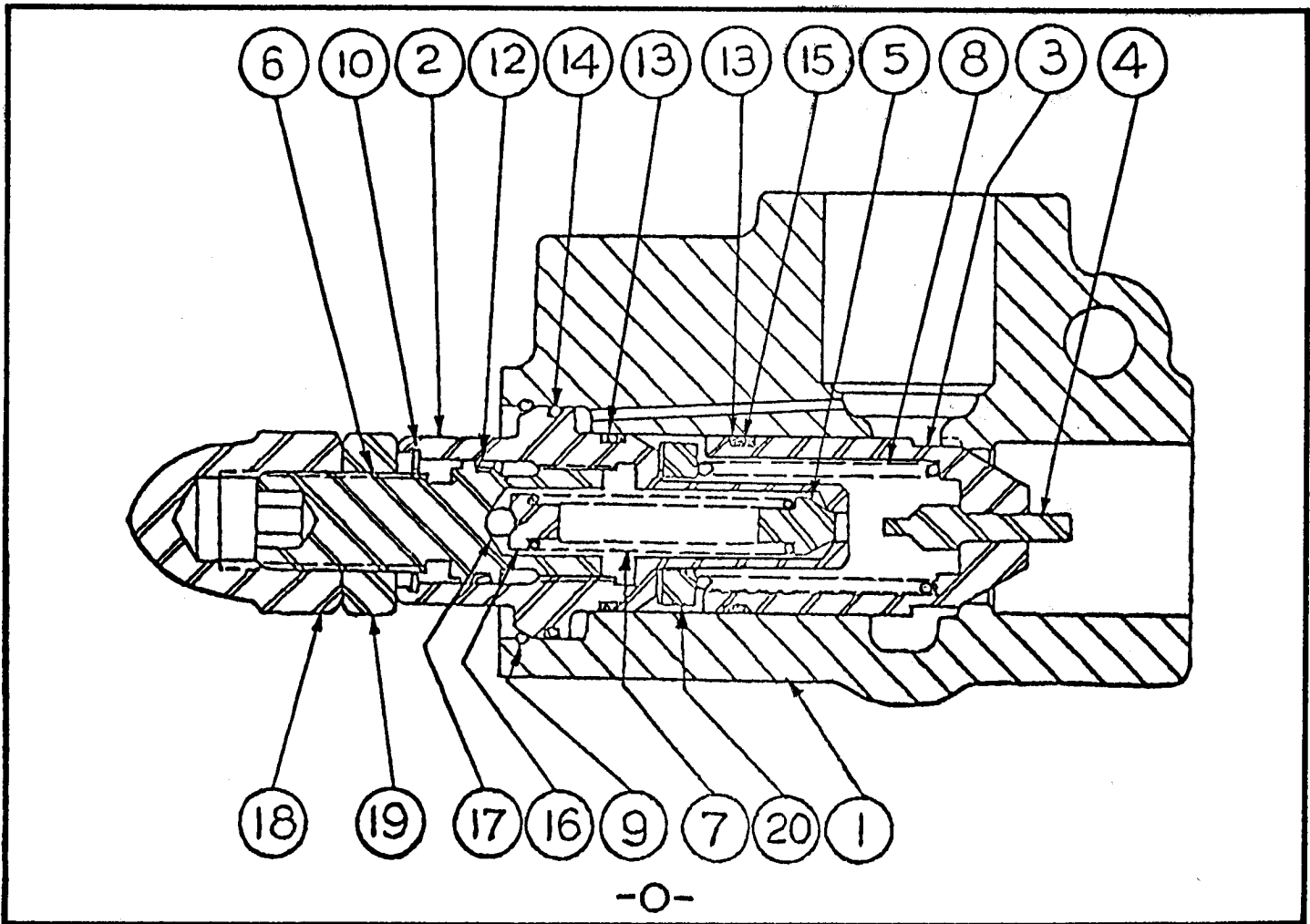
Note: \* Parts not illustrated.



-0-

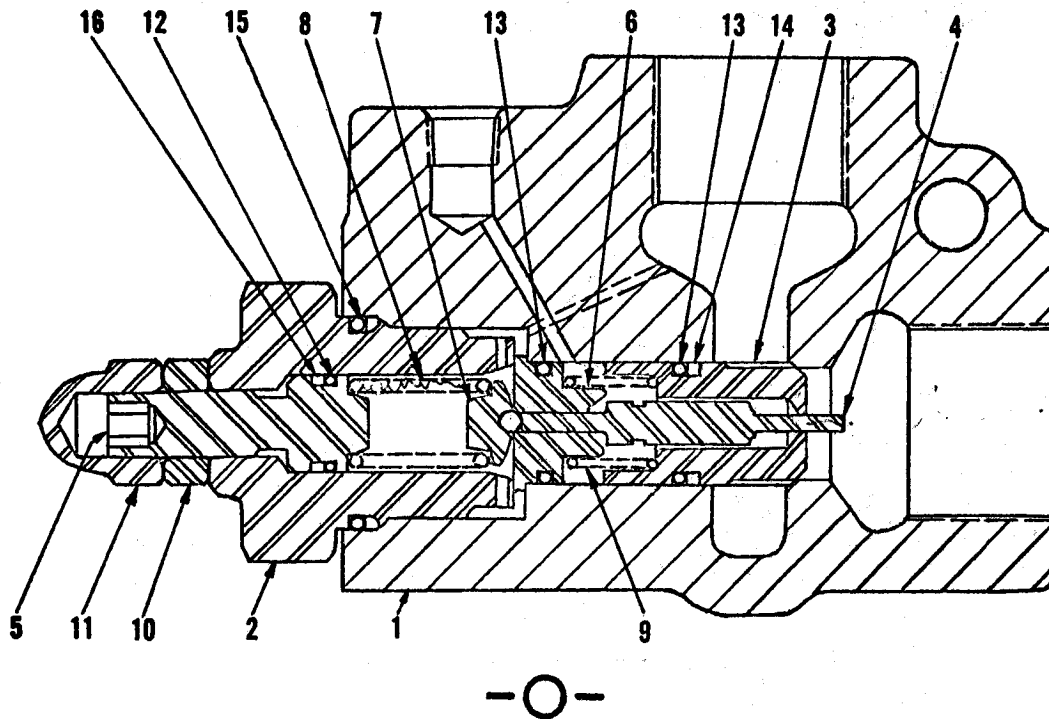
HYDRAULIC RELIEF VALVE  
(Superseded)

REF. NO.	PART NO.	QUANTITY	DESCRIPTION
0	HCF-4825	1	HYDRECO RELIEF VALVE GROUP - Model VR-13X4D (includes Ref. Nos. 1 to 14 inclusive)
1	513044	1	NUT, acorn
2	513031	1	SCREW, adjusting
3	513033	1	NUT, jam
4	513049	1	CAP, valve
5	513042	1	GUIDE, spring
6	513038	1	RING, seal
7	513214	1	SPRING, valve
8	513065	1	SETSCREW
9	513061	1	SCREW, machine
10	513062	1	GASKET
11	513041	1	PLUNGER, valve
12	513063	1	SEAT, valve
13	513216	1	HOUSING, valve
14	513215	1	PIN



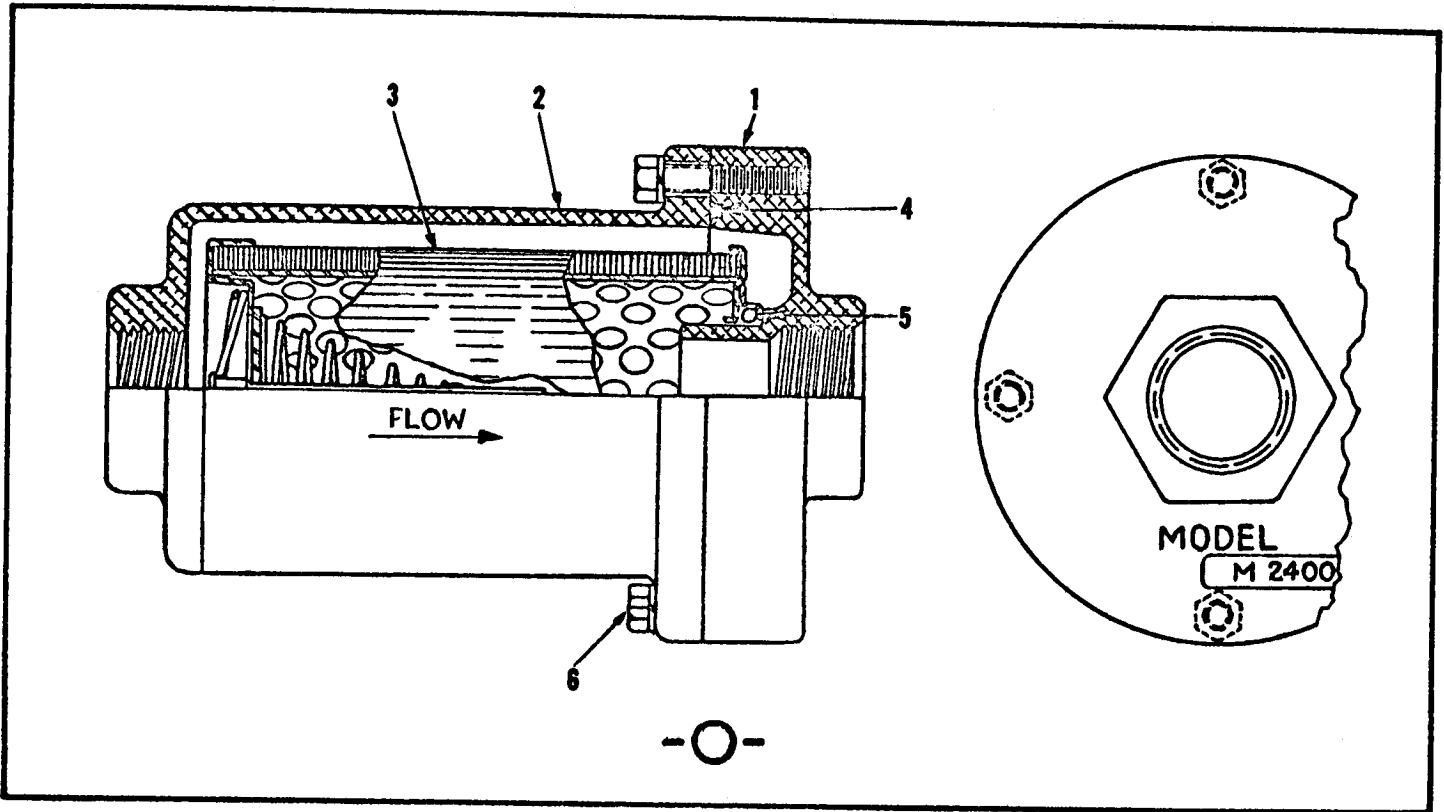
HYDRAULIC RELIEF VALVE  
(SUPERSEDED)

REF. NO.	PART NO.	QUANTITY	DESCRIPTION
0	FGF-18587	1	RELIEF VALVE GROUP - Fawick Model 131034-410 (includes Ref. Nos. 1 to 20 inclusive)
1	501044	1	BODY, valve
2	501043	1	SLEEVE, valve
3	501042	1	VALVE
4	501041	1	PIN, metering
5	501011	1	VALVE, poppet
6	501008	1	SCREW, adjusting
7	501010	1	SPRING
8	501037	1	SPRING
9	501036	1	RING, retaining
10	501012	1	RING, snap
11	501034	1	NAME PLATE (not shown)
12	501009	1	"O" RING
13	501032	2	"O" RING
14	501031	1	"O" RING
15	501030	1	RING, backup
16	501029	1	SPRING
17	501015	1	BALL
18	501027	1	NUT, acorn
19	501019	1	NUT, jam
20	501025	1	SPACER



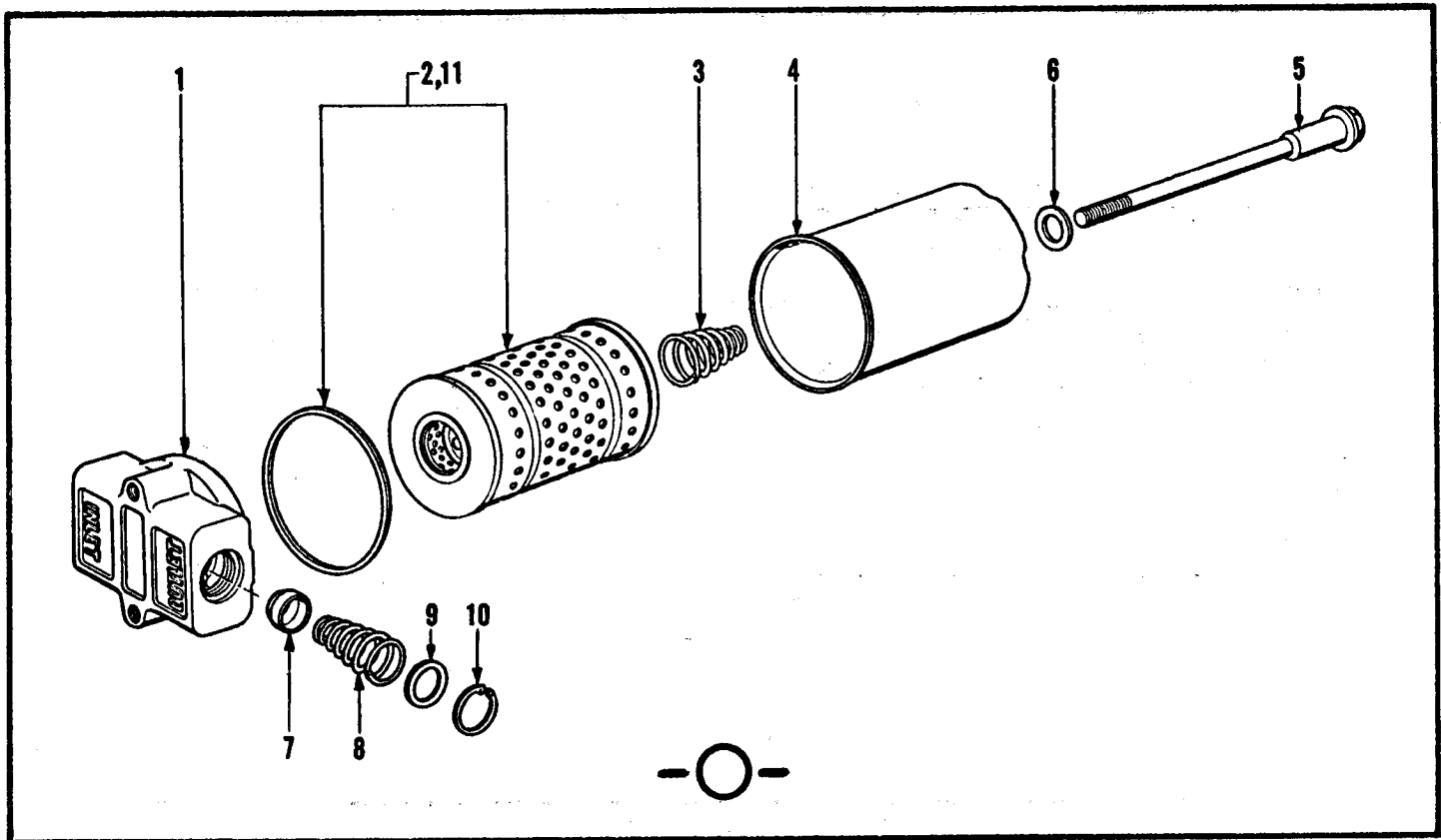
HYDRAULIC RELIEF VALVE

REF. NO.	PART NO.	QUANTITY	DESCRIPTION
0	RGF-19985	1	RELIEF VALVE GROUP - Fawick Model R-1335-030 (includes Ref. Nos. 1 to 16 inclusive)
1	501098	1	BODY
2	501099	1	PLUG, end
3	501100	1	PLUNGER, valve
4	501101	1	PIN, metering
5	501102	1	SCREW, adjusting
6	501103	1	SEAT, poppet
7	501104	1	VALVE ASSEMBLY, poppet
8	501105	1	SPRING, poppet
9	501106	1	SPRING
10	501107	1	NUT, hex
11	501108	1	NUT, acorn
12	501056	1	"O" RING
13	501109	2	"O" RING
14	501110	1	RING, backup
15	501111	1	"O" RING
16	501112	1	RING, backup
17	501115	1	KIT, relief valve seal replacement (includes Ref. Nos. 12, 13, 14, 15 and 16)
18	501116	1	KIT, relief valve pilot valve replacement (includes Ref. Nos. 4, 6, 7, 8 and 13)



HYDRAULIC OIL FILTER  
(SUPERSEDED)

REF. NO.	PART NO.	QUANTITY	DESCRIPTION
0	FGF-18770	1	FILTER ASSEMBLY - Marvel Engineering Co. Model M-2400 (includes Ref. Nos. 1 to 6 inclusive)
1	060030	1	HEAD
2	060031	1	HOUSING
3	060032	1	ELEMENT, filter
4	060033	1	"O" RING
5	060034	1	"O" RING
6	060035	4	BOLT

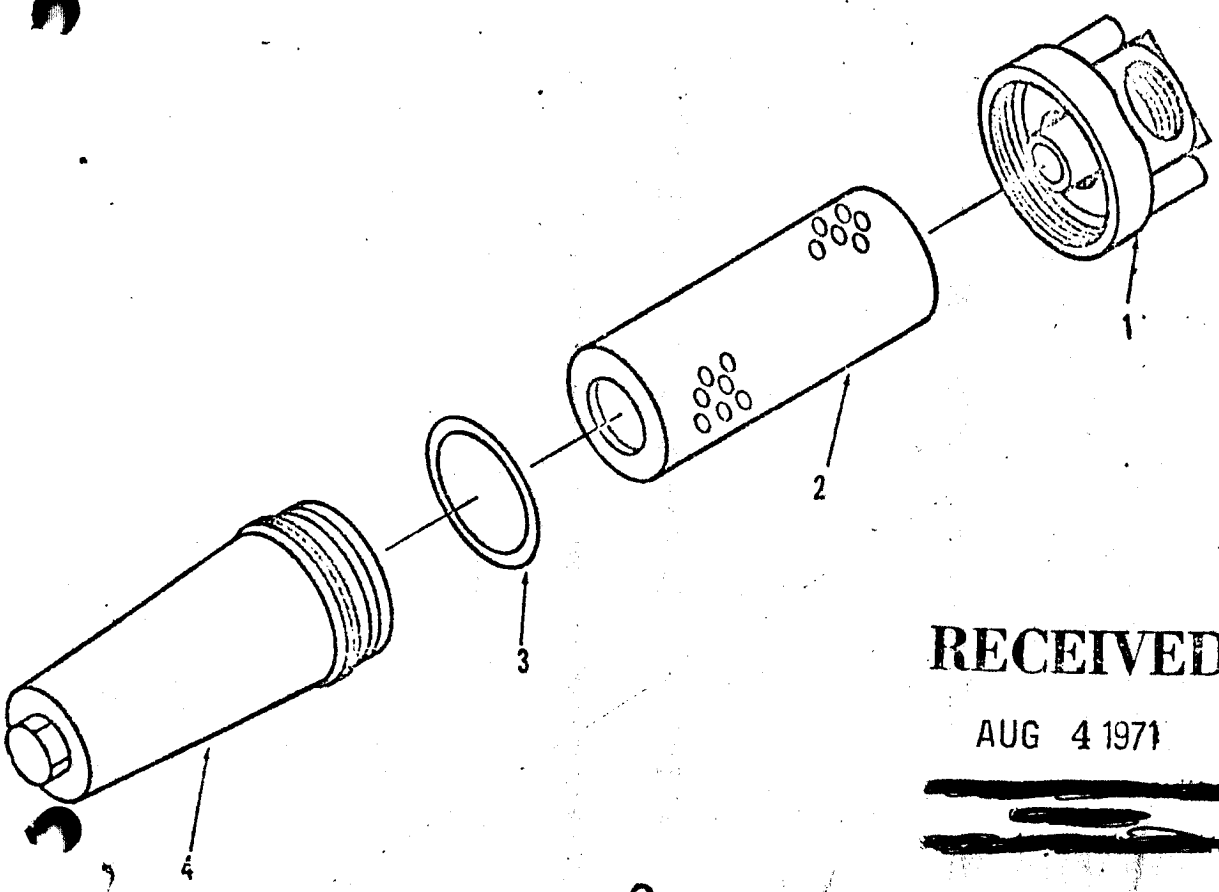


HYDRAULIC OIL FILTER

REF. NO.	PART NO.	QUANTITY	DESCRIPTION
0	FGF-19272	1	VICKERS OIL FILTER GROUP - Model OFM-101 (includes Ref. 1 to 10 inclusive)
1	503675	1	BASE
2	503684	1	FILTER ELEMENT KIT - single
3	503676	1	SPRING
4	503677	1	BODY
5	503679	1	BOLT
6	503678	1	WASHER
7	503680	1	POPPET
8	503683	1	SPRING
9	503681	1	WASHER
10	503714	1	SNAP RING
11	503685	1	FILTER ELEMENT KIT - THREE-PAK

State of Calif  
1970

For Sup. & Pwr 300 Motor Cradles




**RECEIVED**

AUG 4 1971

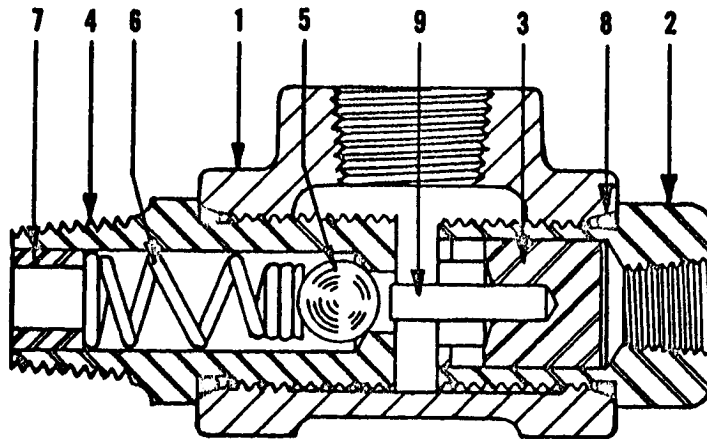
- O -

FILTER

NO.	PART NO.	QUANTITY	DESCRIPTION
0	PGF-20585	1	FILTER (includes items #1 thru #4)
1	060174	1	CAP
2	060168 060175	1	ELEMENT
3	060176	1	GASKET
4	060173	1	BODY







-O-

CHECK VALVE - BLADE LIFT

REF. NO.	PART NO.	QUANTITY	DESCRIPTION
0	FGF-20101	2	CHECK VALVE ASSEMBLY - Brand Hydraulics FC-50 (includes Ref. Nos. 1 to 9 inclusive)
1	210021	1	TEE
2	210022	1	HOUSING, piston
3	210023	1	PISTON
4	210024	1	HOUSING, ball seat
5	210025	1	BALL
6	210026	1	SPRING
7	210027	1	RETAINER, spring
8	210028	2	"O" RING
9	210029	1	PIN, roll

**GMC 4-71 DIESEL ENGINE AND RELATED PARTS**  
(Not illustrated)

**ENGINE AND ATTACHING PARTS**

REF. NO.	PART NO.	QUANTITY	DESCRIPTION
1	FGF-18283	1	ENGINE, 4-71 (for Pacer 345 - Super 365) (for dry clutch) (see engine manual)
2	FGF-19512	1	ENGINE, 4-71 (for Pacer 346 - Super 366) (for torque converter) (see engine manual)
3	FGF-19438	1	ENGINE, 4-71 (for Pacer 344 - Super 364) (for wet clutch) (see engine manual)
4	FGF-11326	8	STUD, rear engine support
5	742791	1	BOLT, rear engine support, R.H.
6	742792	1	BOLT, rear engine support, L.H.
7	FGF-16102	2	WASHER, rear engine support bolt
8	911005	2	NUT, rear engine support bolt
9	734007	2	NUT, engine support
10	911007	2	NUT engine support bolt
11	FGF-12977	2	STUD, front engine support
12	742643	2	BOLT, front engine support
13	FGF-5909	2	WASHER, engine support
14	775123	1	SETSCREW, engine support
15	733005	1	NUT
16	FGF-19111	1	SUPPORT, engine, front
17	FGF-19112	1	SUPPORT, engine, front (Pacer 344 & Super 364)
18	FGF-16073	1	SUPPORT, engine, rear, L.H.
19	FGF-16074	1	SUPPORT, engine, rear, R.H.

**RADIATOR, CONNECTIONS AND ATTACHING PARTS**

1	FGF-16800	1	RADIATOR AND SHELL ASSEMBLY (on Pacer 345 & 344 - Super 365 & 364) (includes #562086 radiator, #562089 cap, #562045 overflow tube and #562046 shell)
2	FGF-16799	1	RADIATOR AND SHELL ASSEMBLY (on Pacer 346 - Super 366) (includes #562085 radiator, #562089 cap, #562045 overflow tube, and #562046 shell)
3	FGF-16106	1	SHROUD
4	FG-2296	1	ELBOW, lower
5	FG-2128	1	ELBOW, engine oil cooler inlet
6	FG-2455	1	CONNECTION, upper
7	FGF-10792	2	GASKET, upper and lower connections
8	HCF-2815	1	HOSE, radiator (14" long)
9	034014	4	CLAMP, hose
10	FGF-16035	2	ROD, tie, radiator
11	782006	2	YOKE, radiator tie rod
12	783006	2	PIN, radiator tie rod yoke
13	HCF-2583	1	HOSE, radiator (18" long)

**RADIATOR SHUTTERS**

1	FGF-15208	1	PLATE, outer
2	FGF-15218	1	HANDLE, shutter
3	FGF-15206	1	STUD, shutter
4	FGF-15656	1	SHUTTER, radiator
5	742007	4	BOLT
6	FGF-6505	4	SPRING

(continued)

(Continued from preceding page)

MUFFLER AND ATTACHING PARTS

REF. NO.	PART NO.	QUANTITY	DESCRIPTION
1	FGF-16143	1	MUFFLER
2	HCF-5293	1	CLAMP
3	FGF-18476	1	EXHAUST PIPE
4	HCF-2468	4	STUD, exhaust pipe
5	920003	4	NUT, exhaust pipe stud (brass)
6	765004	4	WASHER, exhaust pipe

AIR CLEANER AND ATTACHING PARTS (OIL BATH TYPE)

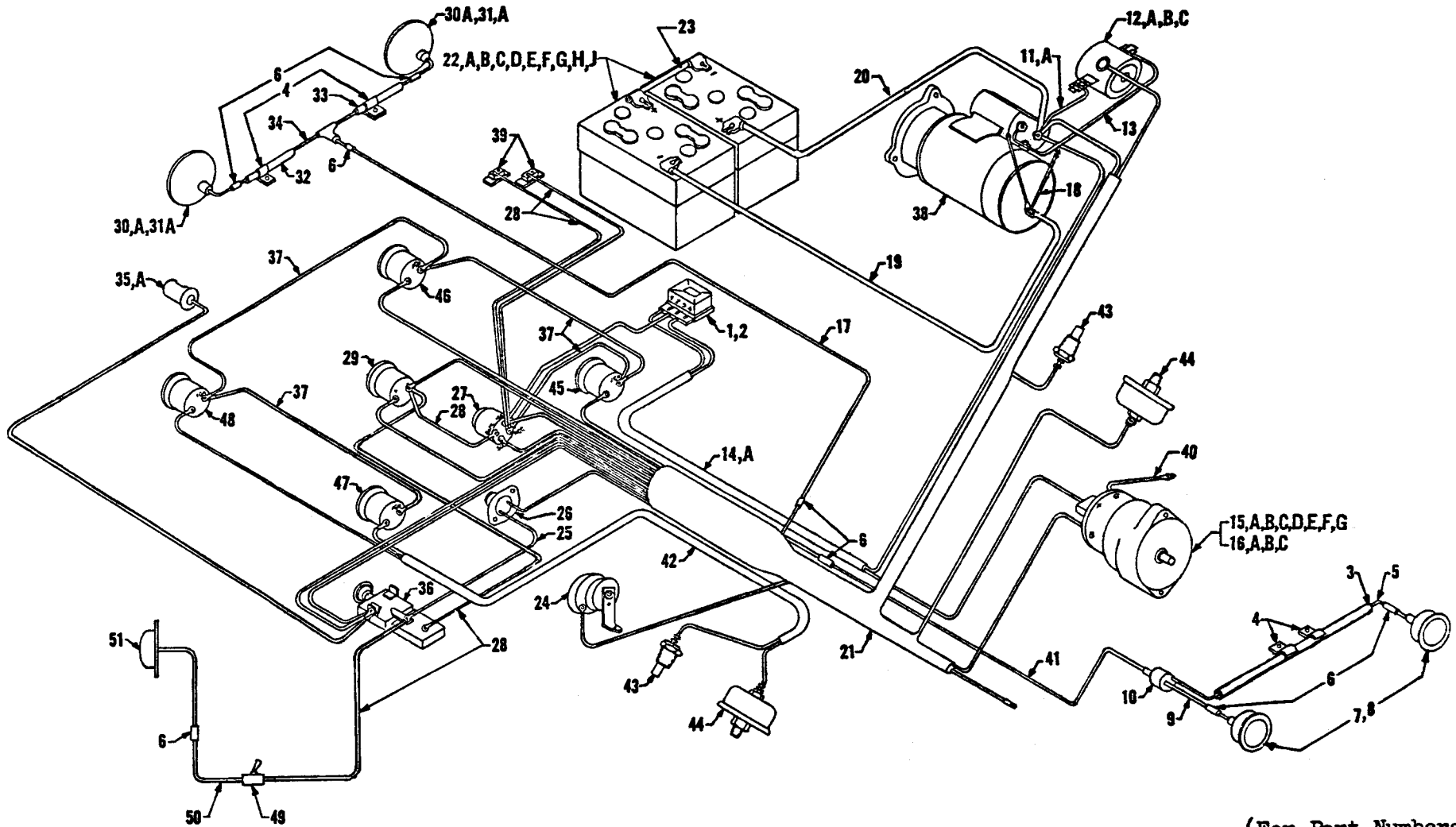
1	FGF-17277	1	AIR CLEANER (includes #035090 body, #035085 housed element, #035086 inner oil cup, #035087 oil cup, 2 - #035088 side rod bands and 2 - #035089 side rods)
2	FGF-15275	1	EXTENSION, stack
3	FGF-12479	1	CAP, stack extension
4	FGF-15417	2	BAND, mounting
5	FGF-16620	1	TUBE
6	FGF-16619	1	ADAPTER (engine blower end)
7	FGF-13910	1	HOSE (4" I.D. x 4")
8	HCF-4452-6	8	CLAMP, hose
9	FGF-19625	1	HOSE (45°)

AIR CLEANER AND ATTACHING PARTS (DRY TYPE)

1	FGF-17767	1	AIR CLEANER - Model #SBG14-0271 (includes #035072 cover, #035076 cover gasket, #035127 inner cover, #035126 element, #035077 element gasket, #035128 dust cup, #035078 dust cup gasket, #035129 clamp assembly)
2	FGF-17859	1	TUBE
3	FGF-16735	1	EXTENSION, stack
4	FGF-16734	1	CAP, stack extension
5	FGF-16729	1	BAND, mounting
5A	FGF-18106	1	BAND, mounting
6	FGF-16684	1	PLATE
7	FGF-16769	1	SUPPORT, extension
8	FGF-16770	1	"U" BOLT, extension support
9	FGF-16733	1	ELBOW, extension
10	FGF-16731	1	HOSE (5" I.D. x 5")
11	FGF-17843-4	1	HOSE, reducer (5-1/2" to 4" I.D. x 5-1/2")
12	HCF-4452-7	6	CLAMP, hose
13	FGF-17829	1	BAND, air cleaner

AIR CLEANER AND ATTACHING PARTS (DRY TYPE)

1	FGF-19892	1	AIR CLEANER - Model #SDA14-6095 (includes #035165 upper body, #035166 element, #035167 lower body, #035168 band, #035169 clamp, #035170 cup, #035171 bolt, #035172 "O" ring, #035173 nut, #035174 gasket, #035175 vacuator)
2	FGF-19911	1	TUBE
3	FGF-19912	1	EXTENSION, stack
4	FGF-16734	1	CAP, stack extension
5	FGF-19914	1	BAND
6	FGF-19910	1	PLATE
7	FGF-17843-4	1	HOSE, reducer
8	HCF-4452-7	2	CLAMP, hose



(For Part Numbers,  
see next page)

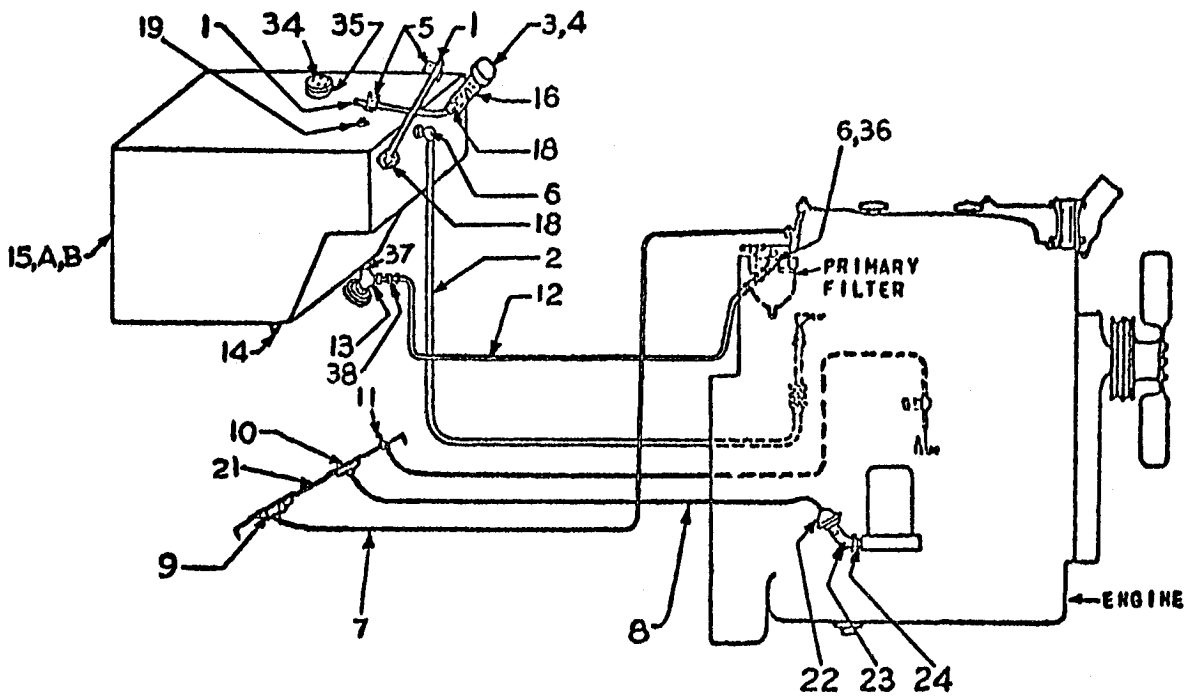
ELECTRICAL ACCESSORIES FOR GMC 4-71 ENGINE  
(30 or 60 AMP)



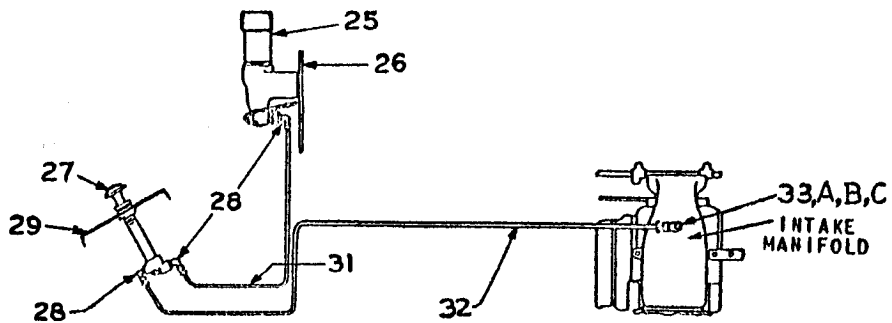
ELECTRICAL ACCESSORIES FOR GMC 4-71 ENGINE  
(For illustration, see preceding page)

REF. NO.	PART NO.	QUANTITY	DESCRIPTION
1	FGF-18435	1	REGULATOR, voltage (used with Ref. No. 15) (30 AMP)
2	FGF-18181	1	REGULATOR, voltage (used with Ref. No. 16) (60 AMP)
3	FGF-11967	1	LOOM, tail light wire
4	FGF-10046	5	CLIP
5	FGF-12652	1	WIRE, R.H. tail light to connector
6	FGF-10421	7	CONNECTOR, 2-wire
7	FGF-16569	2	TAIL LIGHT
8	FGF-5164	2	* BRACKET (for Ref. No. 7)
9	ASF-7627	1	WIRE, L.H. tail light to connector
10	FGF-12627	1	CONNECTOR, 3-wire
11	HCF-9904	1	WIRE - starter to relay
11A	FGF-18266	1	WIRE - starter to relay (60 AMP)
12	WRF-939	1	RELAY, starter
12A	FGF-18839	1	BRACKET, relay
12B	FGF-18201	1	RELAY (60 AMP)
12C	FGF-18331	1	BRACKET (60 AMP)
13	HCF-9905	1	WIRE, relay to starter
14	FGF-18589	1	HARNESS, regulator (30 AMP)
14A	FGF-18894	1	HARNESS, regulator (60 AMP)
15	FGF-18436	1	GENERATOR (standard equipment) (30 AMP)
15A	FGF-18437	1	* BELT (for Ref. Nos. 15 and 16)
15B	FGF-19025	1	* BRACKET
15C	FGF-19026	1	* SPACER
15D	FGF-18720	1	* STRAP
15E	FGF-18582	1	* PULLEY
15F	HCF-11705	1	* FAN
15G	FGF-18432	1	* ANGLE for strap
16	FGF-18200	1	GENERATOR (extra heavy duty - special order) (60 AMP)
16A	FGF-18029	1	* BRACKET
16B	FGF-18620	1	* PULLEY
16C	FGF-18657	1	* SPACER, alternator bracket (60 AMP)
17	FGF-18896	1	WIRE, lights, front
18	FGF-17502	1	CABLE, ground
19	FGF-16405	1	CABLE, battery to starter solenoid
20	FGF-14662	1	CABLE, battery to starter
21	FGF-18830	1	HARNESS, wiring
22	HCF-15271	2	BATTERY, 6-volt
22A	FGF-17932	1	* PARTITION, battery box
22B	FGF-16134	1	* ANGLE for partition
22C	FGF-16093	1	* SPACER for batteries
22D	FGF-16094	1	* SPACER for batteries
22E	FGF-16092	2	* ROD for battery hold down
22F	FGF-10120	2	* GROMMET, battery cables
22G	FGF-17733	1	* HOLD DOWN, battery
22H	FGF-17936	1	* SUPPORT for battery
22J	FGF-16104	1	* ANGLE for battery support
23	FGF-10118	1	CABLE, jumper
24	FGF-18406	1	HORN
25	FGF-15963	1	WIRE, horn button to light switch
26	FGF-9343	1	BUTTON, horn
27	HCF-10883	1	SWITCH, starter
28	HCF-6359	4	WIRE, switch
29	FGF-18426	1	AMMETER
29A	FGF-9282	1	* GASKET, ammeter
30	HCF-15006	1	HEADLIGHT, left hand (includes Ref. No. 30A)
30A	121132	2	SEALED BEAM (12 volt)
31	HCF-15005	1	HEADLIGHT, right hand (includes Ref. No. 30A)
31A	MS-380	2	* SOCKET, headlight mounting
32	FGF-11987	1	LOOM, left hand
33	FGF-11986	1	LOOM, right hand
34	FGF-12654	1	WIRE, headlights
35	ASF-5372	1	LIGHT, dash (less bulb)
35A	FGF-11968	1	* BULB, dash light (3CP-SC, 12V)
36	ASF-7478	1	SWITCH, light
37	ASF-3719	4	WIRE, switch
38	FGF-17267	1	MOTOR, starting
39	ASF-7773	2	CIRCUIT BREAKER
40	HCF-11861	1	WIRE, ground
41	FGF-18897	1	WIRE
42	FGF-18833	1	WIRE
43	FGF-18053	2	SENDER, temperature, engine - T.C.
44	FGF-18422	2	SENDER, oil pressure, engine - T.C.
45	FGF-18045	1	GAUGE, water temperature
46	FGF-18046	1	GAUGE, oil pressure
47	FGF-17942	1	GAUGE, temperature - T.C.
48	FGF-18421	1	GAUGE, pressure - T.C.
49	FGF-11432	1	SWITCH
50	FGF-19550	1	WIRE
51	FGF-19409	1	LIGHT, dome

Note: \* Parts not illustrated.



Fuel and Oil Lines



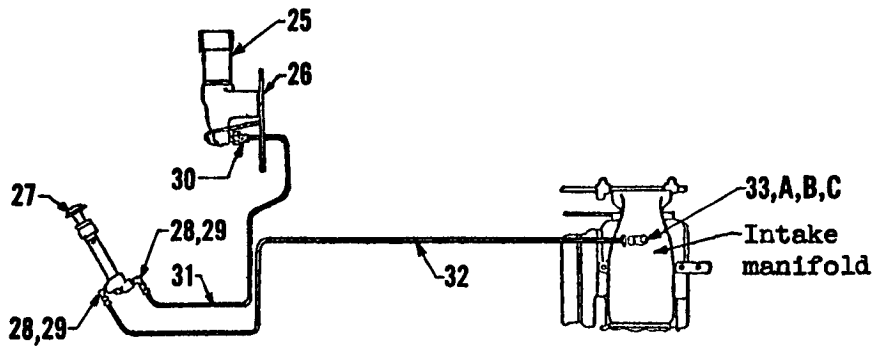
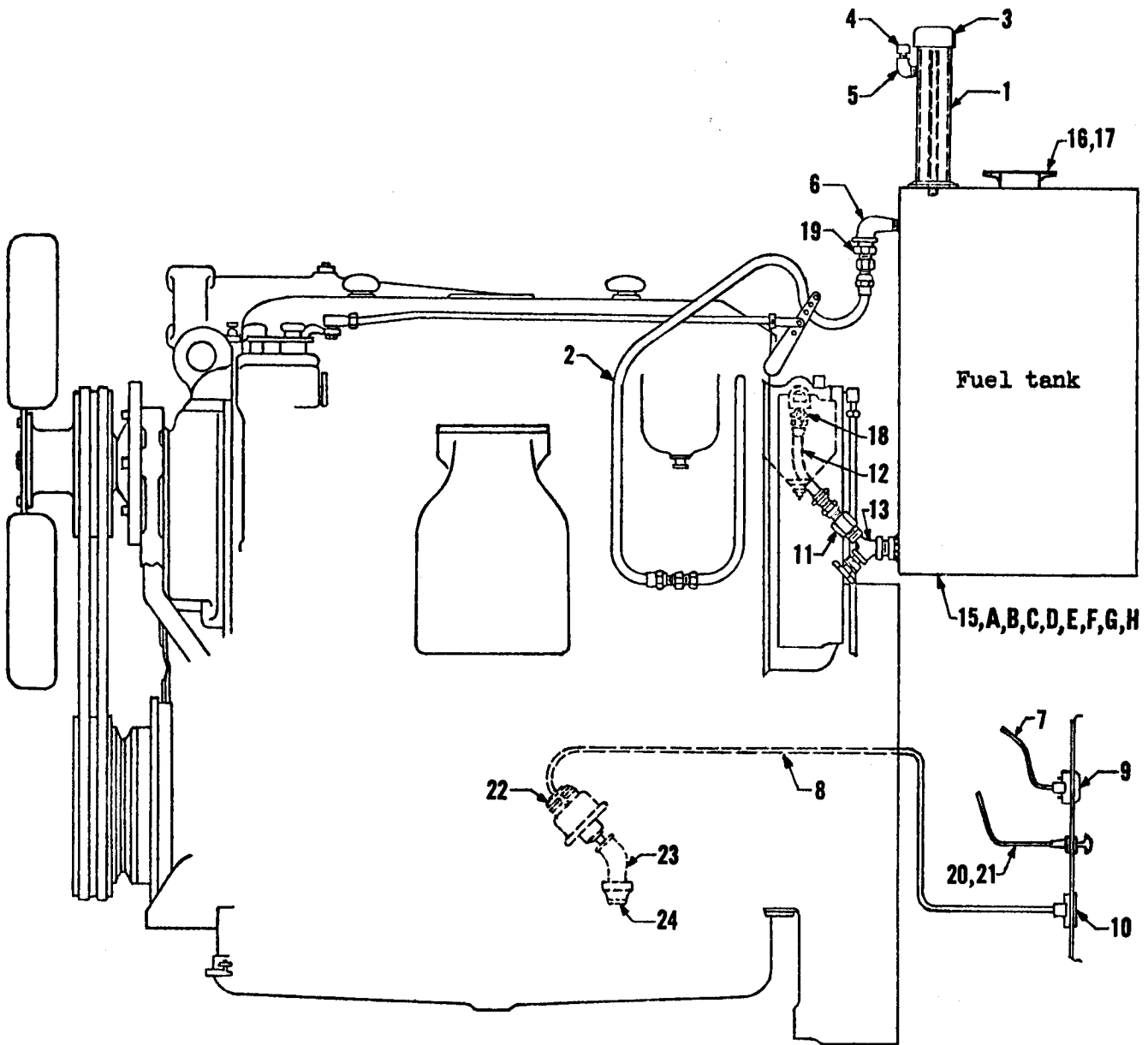
Ether Starting System

FUEL AND OIL PRESSURE SYSTEM  
 (For GMC Engine)  
 (Superseded)

(For Part Numbers,  
 see next page)

**FUEL AND OIL PRESSURE SYSTEM**  
**(For GMC Engine)**  
**(For illustration, see preceding page)**

REF. NO.	PART NO.	QUANTITY	DESCRIPTION
1	PGF-14572	2	TUBE, breather
2	PGF-16140	1	HOSE (5/16" ID x 28-1/2" long)
3	PGF-18268	1	CAP, fuel tank (also dipstick)
4	PGF-9648-2	1	"O" RING (gasket), fuel tank cap
5	PGF-13173	2	CLIP
6	835006	2	ELBOW
7		1	WIRE, temperature (see wiring diagram)
8		1	WIRE, oil pressure (see wiring diagram)
9	PGF-18045	1	GAUGE, water, temperature
10	PGF-18046	1	GAUGE, engine oil pressure
11	PGF-13569	1	CONTROL, engine emergency shut-off
12	PGF-14668	1	HOSE (5/16" ID x 35-1/8" long)
13	PGF-18414	1	VALVE, needle
14	816003	1	PLUG, drain
15	PGF-18415	1	TANK, fuel
15A	PGF-14505	1	SUPPORT, fuel tank (not shown)
15B	PGF-10808	4	PAD, fuel tank support (not shown)
16	PGF-18447	1	TUBE, filler
18	835008	2	ELBOW
19	816005	1	PLUG, fuel tank
21			PANEL, instrument (see separate page)
22	PGF-18422	1	PRESSURE SENDING UNIT
23	564001	1	ELBOW - 45°
24	547001	1	BUSHING, reducer
25	PGF-12309	1	TOOL, puncturing
26	PGF-18692	1	BRACKET
27	PGF-11400	1	PRIMER, engine
28	PGF-11523	3	ELBOW with nut
29			SUPPORT, instrument panel (see sep. page)
31	PGF-18693	1	TUBE
32	PGF-15071	1	TUBE - primer to intake manifold
33	PGF-11414	1	NOZZLE, elbow
33A		1	BODY ) (not sold separately.
33B		1	JET ) order Ref. 33)
33C	PGF-11412-3	1	NUT, with sleeve
34	PGF-18445	1	COVER, fuel tank
35	PGF-18446	1	GASKET, cover
36	984015	1	CONNECTOR, male
37	564004	1	ELBOW, 45° street
38	PGF-17850-11	1	CONNECTOR



Ether Starting System

(For Part Number, see next page)

FUEL AND OIL PRESSURE SYSTEM  
 (For GMC Engine)  
 (Machine V-300-10714 and Up)



**FUEL AND OIL PRESSURE SYSTEM**  
**(For GMC Engine)**  
**(For illustration, see preceding page)**

REF. NO.	PART NO.	QUANTITY	DESCRIPTION
1	PGF-19318	1	STACK
2	PGF-16433	1	HOSE ASSEMBLY
3	528009	1	CAP
4	PGF-14757	1	BREATHER
5	563003	1	ELBOW
6	563002	1	ELBOW
7		1	WIRE, temperature (see wiring diagram)
8		1	WIRE, oil pressure (see wiring diagram)
9	PGF-18045	1	GAUGE, water temperature
10	PGF-18046	1	GAUGE, engine oil pressure
11	PGF-17850-11	1	CONNECTOR
12	PGF-17858	1	HOSE ASSEMBLY
13	PGF-18414	1	VALVE
14	PGF-16710	1	CLIP for hose (not shown)
15	PGF-19200	1	TANK, fuel
15A	HCF-10854	1	COVER, tank
15B	PGF-18446	1	GASKET, cover
15C	PGF-19219	1	BRACKET, R.H.
15D	PGF-19220	1	BRACKET, L.H.
15E	PGF-16131	4	WASHER, bracket
15F	WRF-2452-5	4	PAD
15G	PGF-16364	4	BOLT
15H	810004	1	PLUG for tank
16	PGF-9648-70	1	"O" RING
17	PG-2474	1	CAP
18	HCF-12824-12	1	ELBOW
19	840008	1	CONNECTOR
20	PGF-13569	2	SHUT OFF
21	HCF-2464	1	CLAMP for shut off
22	PGF-18422	1	PRESSURE SENDING UNIT
23	564001	1	ELBOW
24	547001	1	CONNECTOR
25	PGF-12309	1	TOOL, puncturing
26	PGF-18692	1	BRACKET
27	PGF-11400	1	PRIMER
28	PGF-11523	2	ELBOW
29	PGF-11523-2	2	NUT with sleeve
30	PGF-18694	1	CONNECTOR
31	PGF-18693	1	TUBE
32	PGF-15071	1	TUBE
33	PGF-11414	1	ELBOW ASSEMBLY
33A		1	BODY
33B		1	JET
33C	PGF-11412-3	1	NUT with sleeve

} (not sold separately-order Ref. 33)

CUMMINS C-160 DIESEL ENGINE AND RELATED PARTS  
(Not illustrated)

ENGINE AND ATTACHING PARTS

REF. NO.	PART NO.	QUANTITY	DESCRIPTION
1	FGF-19445	1	ENGINE - C-160 (for Pacer 345 - Super 365) (for dry clutch) (see engine parts catalog)
2	FGF-19513	1	ENGINE - C-160 (for Pacer 346 - Super 366) (for torque converter) (see engine parts catalog)
3	FGF-19435	1	ENGINE - C-160 (for Pacer 344 - Super 364) (for wet clutch) (see engine parts catalog)
4	ASF-5112	8	STUD, rear engine support
5	742791	1	BOLT, rear engine support, R.H.
6	742792	1	BOLT, rear engine support, L.H.
7	FGF-16102	2	WASHER, rear engine support bolt
8	911005	2	NUT, rear engine support bolt
9	734007	2	NUT, engine support
10	911007	2	NUT, engine support bolt
11	FGF-16105	2	STUD, front engine support
12	742643	2	BOLT, front engine support
13	FGF-5909	2	WASHER, engine support
14	775123	1	SETSCREW, engine support
15	733005	1	NUT
16	FGF-16801	1	FAN (22" dia.)
17	FGF-16008	1	SUPPORT, engine, rear, L.H.
18	FGF-16009	1	SUPPORT, engine, rear, R.H.
19	FGF-20075	1	SUPPORT, engine, front

RADIATOR, CONNECTIONS AND ATTACHING PARTS

1	FGF-19688	1	RADIATOR AND SHELL ASSEMBLY (on Pacer 345 & 344 - Super 365 & 364) (includes #562087 radiator, #562089 cap, #562045 overflow tube and FGF-19687 shell)
2	FGF-16059	1	RADIATOR AND SHELL ASSEMBLY (on Pacer 346 - Super 366) (includes #562088 radiator, #562089 cap, #562045 overflow tube and #562046 shell)
3	FGF-16007	1	SHROUD
4	FG-2440	1	ELBOW, lower
5	FG-2297	1	ELBOW, upper
6	FGF-9339	1	PETCOCK, lower connection
7	FGF-14564	1	COVER, lower outlet (on Pacer 346 - Super 366)
8	FGF-10792	3	GASKET, upper and lower connections (2 used only on Pacer 345 & 344 and Super 365 & 364)
9	FGF-16127	1	HOSE, lower (2-1/4" ID x 16")
10	HCF-2815	1	HOSE, upper (2" ID x 14")
11	034014	4	CLAMP, hose
12	FGF-16035	2	ROD, tie, radiator
13	782006	2	YOKE, radiator tie rod
14	783006	2	PIN, radiator tie rod yoke

(continued)

(Continued from preceding page)

RADIATOR SHUTTERS

REF. NO.	PART NO.	QUANTITY	DESCRIPTION
1	RGF-15208	1	PLATE, outer
2	RGF-15218	1	HANDLE, shutter
3	RGF-15206	1	STUD, shutter
4	RGF-15656	1	SHUTTER, radiator
5	742007	4	BOLT
6	RGF-6505	4	SPRING

MUFFLER AND ATTACHING PARTS

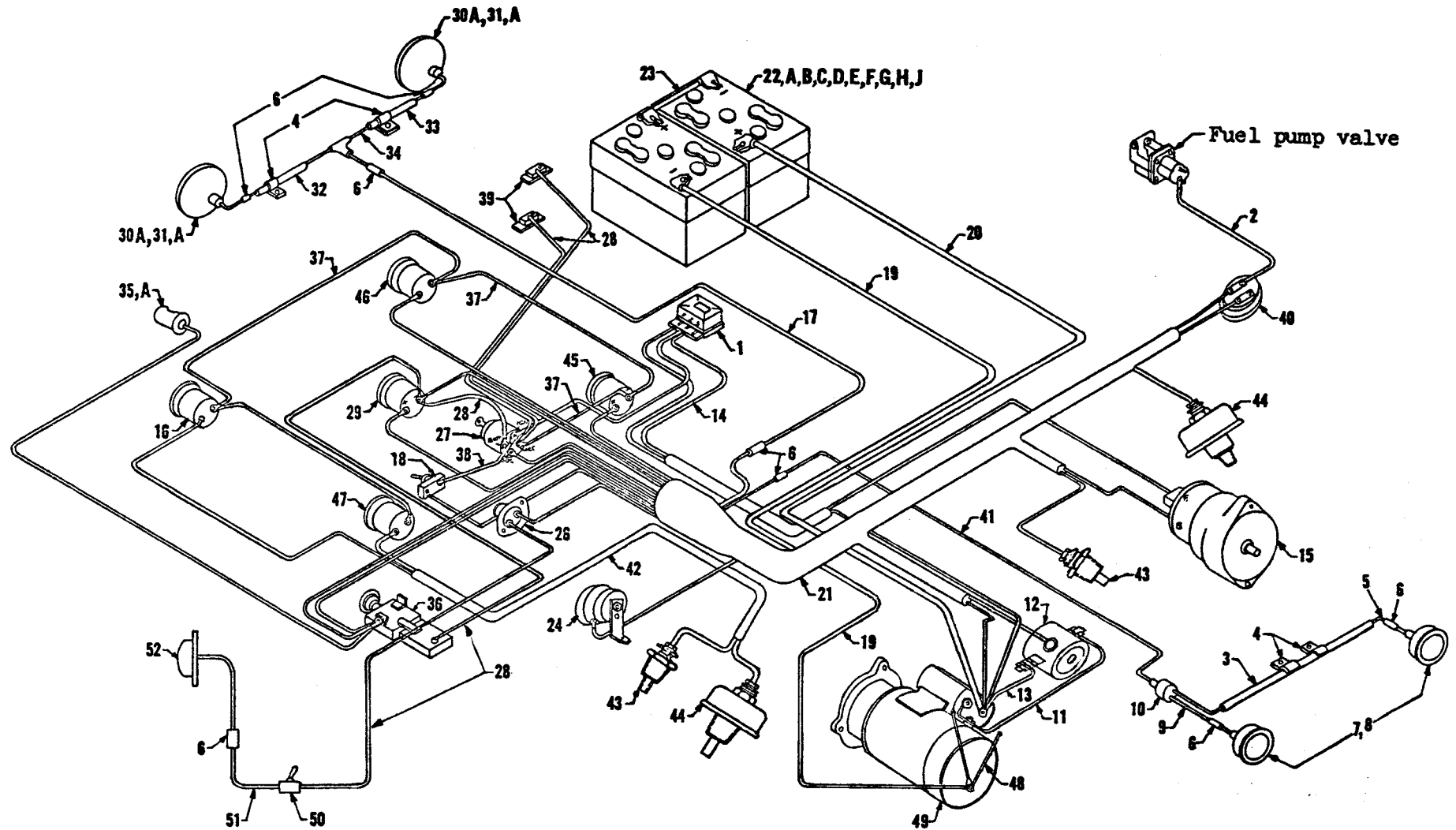
1	RGF-16143	1	MUFFLER
2	HCF-5293	1	CLAMP
3	533452	1	EXHAUST PIPE
4	921005	3	NUT, exhaust pipe bolt (brass)

AIR CLEANER AND ATTACHING PARTS (DRY TYPE) - DONALDSON

1	RGF-17747	1	AIR CLEANER (includes #035095 cover, #035096 cover gasket, #035125 cartridge, #035098 cartridge gasket, #035099 dust cup, #035100 dust cup gasket, #035094 cup clamp, #035123 inner cover and #035124 inner cover gasket)
2	RGF-17147	1	TUBE, stack extension
3	RGF-17150	1	HOOD, stack extension
4	RGF-13200	3	BAND, mounting
5	RGF-17149	1	SUPPORT, extension
6	RGF-11559	1	U-BOLT, extension support
7	RGF-18062	1	HOSE (4" ID x 3-1/2")
8	RGF-17843-3	1	HOSE, reducer (4" ID to 3-1/2" ID x 5" long)
9	RGF-17148	1	TUBE
10	FG-2464	1	FLANGE, adapter, air intake
11	RGF-16139	1	GASKET, air intake flange
12	RGF-15072	1	HOSE, (3-1/2" ID x 4")
13	HCF-4452-6	12	CLAMP, hose
14	742318	2	BOLT, band

AIR CLEANER AND ATTACHING PARTS (DRY TYPE) - FARR

1	RGF-17865	1	AIR CLEANER
2	RGF-17271	1	MUFFLER
3	RGF-17887	1	TUBE
4	HCF-5293	1	CLAMP



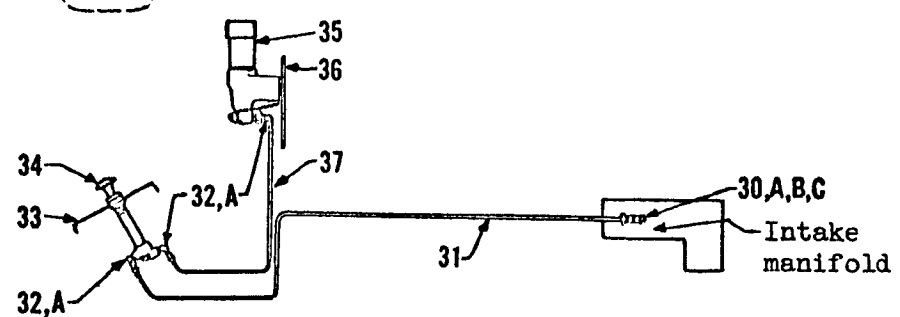
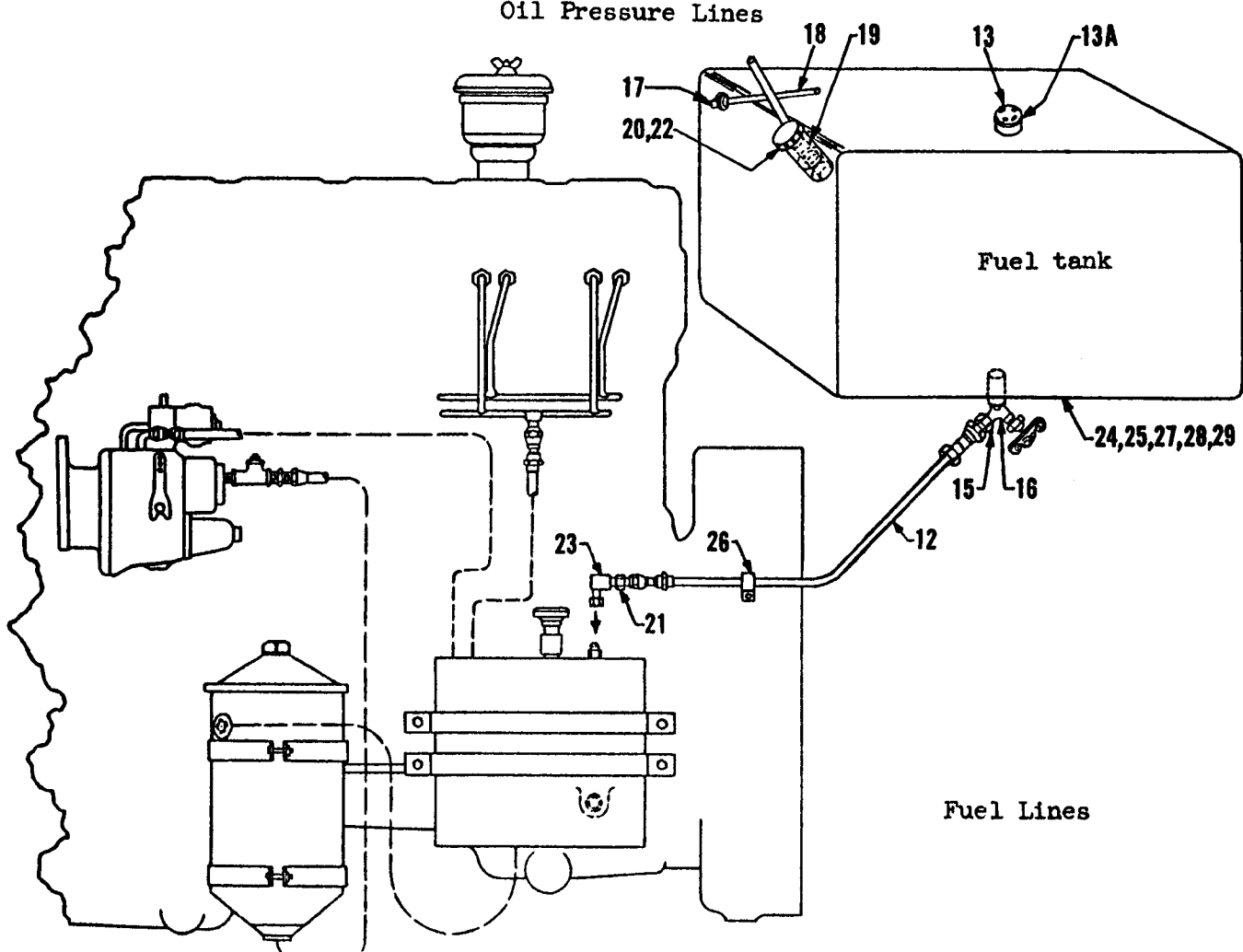
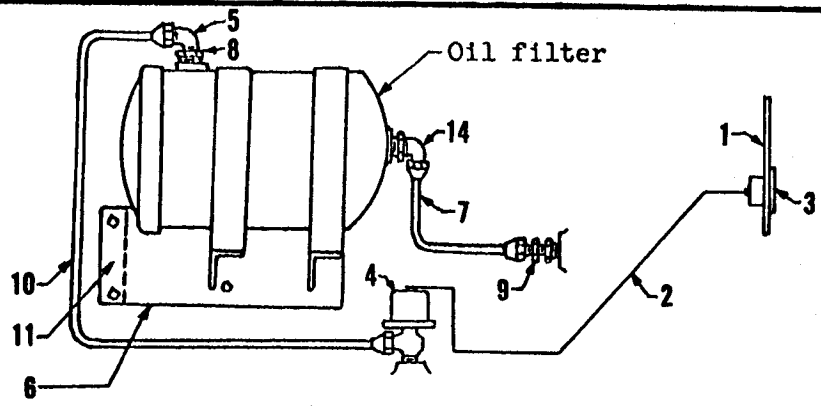
(For Part Numbers,  
see next page)

ELECTRICAL ACCESSORIES FOR CUMMINS C-160 ENGINE

ELECTRICAL ACCESSORIES FOR CUMMINS ENGINE  
(For illustration, see preceding page)

REF. NO.	PART NO.	QUANTITY	DESCRIPTION
1	FGF-18435	1	REGULATOR
2	FGF-16283	1	WIRE ASSEMBLY
3	FGF-11967	1	LOOM, tail light wire
4	FGF-10046	4	CLIP
5	FGF-12652	1	WIRE, R.H. tail light to connector
6	FGF-10421	8	CONNECTOR, 2-wire
7	FGF-16569	2	TAIL LIGHT
8	FGF-5164	2	* BRACKET
9	ASF-7627	1	WIRE, L.H. tail light to connector
10	FGF-12627	1	CONNECTOR, 3-wire
11	HCF-9905	1	WIRE, starter to relay
12	WRF-939	1	RELAY, starter
12A	FGF-18839	1	* BRACKET, mounting
13	HCF-9904	1	WIRE ASSEMBLY
14	FGF-18748	1	REGULATOR, wiring harness
15	FGF-18517	1	GENERATOR
16	FGF-18421	1	CONVERTER, pressure
17	FGF-18896	1	WIRE, lights - front
18	FGF-17138	1	SWITCH for starter
19	FGF-19888	1	CABLE, battery (battery to starter)
20	FGF-14662	1	CABLE, battery to starter
21	FGF-18730	1	HARNESS, wiring
22	HCF-15271	2	BATTERY, 6-volt
22A	FGF-17932	1	* PARTITION, battery box
22B	FGF-16134	1	* ANGLE for partition
22C	FGF-16093	1	* SPACER, for batteries
22D	FGF-16094	1	* SPACER, for batteries
22E	FGF-16092	2	* ROD for battery hold
22F	FGF-10120	2	* GROMMET, battery hold
22G	FGF-17733	1	* BATTERY, hold down
22H	FGF-17936	1	* SUPPORT for battery
22J	FGF-16104	1	* ANGLE for battery support
23	FGF-10118	1	CABLE, jumper
24	FGF-18406	1	HORN
25	FGF-15963	1	WIRE, horn button to light switch
26	FGF-9343	1	BUTTON, horn
27	HCF-10883	1	SWITCH, ignition
28	HCF-6359	5	WIRE, switch
29	FGF-18426	1	AMMETER
30	HCF-15006	1	HEADLIGHT, L.H. (includes Ref. No. 30A)
30A	121132	2	SEALED BEAM (12 volt)
31	HCF-15005	1	HEADLIGHT, R.H. (includes Ref. No. 30A)
31A	MS-380	2	* SOCKET, headlight mounting
32	FGF-11987	1	LOOM, L.H.
33	FGF-11986	1	LOOM, R.H.
34	FGF-12654	1	WIRE, headlights
35	ASF-5372	1	LIGHT, dash (less bulb)
35A	FGF-11968	1	* BULB, dash light (3CP-SC, 12V)
36	ASF-7478	1	SWITCH, light
37	ASF-3719	4	WIRE, switch
38	HCF-4389	1	WIRE to ignition switch
39	ASF-7773	2	CIRCUIT BREAKER
40	FGF-11652	1	SWITCH, pressure
41	FGF-18897	1	WIRE
42	FGF-18833	1	WIRE
43	FGF-18053	2	SENDER, temperature, engine - T.C.
44	FGF-18422	2	SENDER, oil pressure, engine - T.C.
45	FGF-18045	1	GAUGE, water temperature
46	FGF-18046	1	GAUGE, oil pressure
47	FGF-17942	1	CONVERTER, temperature
48	FGF-17502	1	WIRE ASSEMBLY
49	FGF-17267	1	STARTER
50	FGF-11432	1	SWITCH
51	FGF-19550	1	WIRE
52	FGF-19409	1	LIGHT, dome

Note: \* Parts not illustrated.

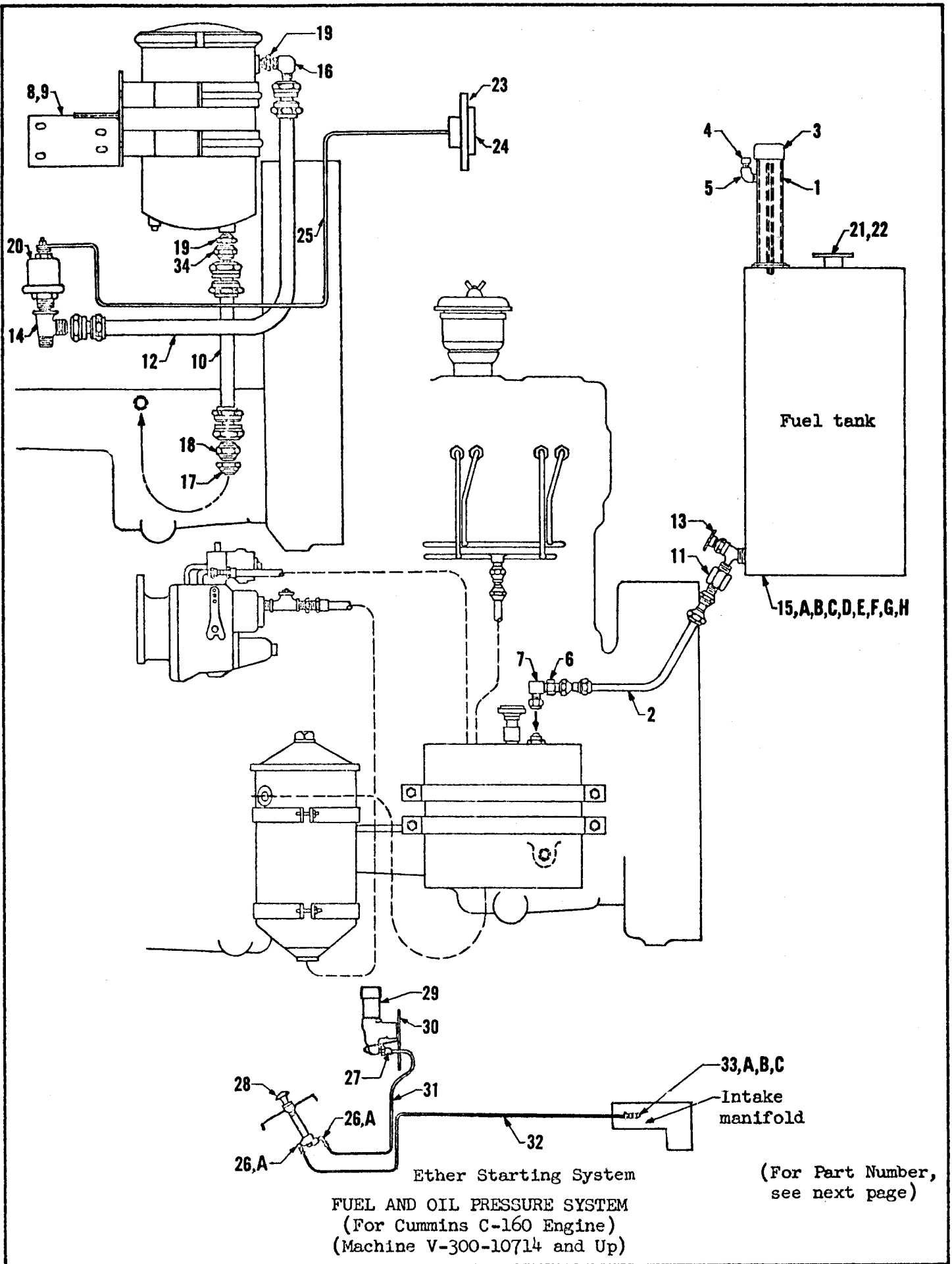


FUEL AND OIL PRESSURE SYSTEM  
 (For Cummins C-160 Engine)  
 (Superseded)

(For Part Numbers,  
 see next page)

**FUEL AND OIL PRESSURE SYSTEM**  
**(For Cummins C-160 Engine)**  
**(For illustration, see preceding page)**

REF. NO.	PART NO.	QUANTITY	DESCRIPTION
1			PANEL, instrument (see separate page)
2		1	WIRE (see regular wiring)
3	FGF-18046	1	GAUGE, engine oil pressure
4	FGF-18422	1	SENDING UNIT
5	835006	1	ELBOW
6	FGF-17836	1	BRACKET, oil filter
7	FGF-18664	1	TUBE ASSEMBLY (includes nut 833004)
8	884002	1	BUSHING, reducer
9	840012	1	CONNECTOR
10	FGF-17844	1	TUBE ASSEMBLY (includes nut 833004)
11	FGF-17852	1	SPACER, filter bracket
12	FGF-17858	1	HOSE ASSEMBLY
13	FGF-18445	1	COVER (Machine No. 9084 to 10714)
13A	FGF-18446	1	GASKET (Machine No. 9084 to 10714)
14	835011	1	ELBOW
15	FGF-17850-11	1	ADAPTER
16	FGF-18414	1	VALVE
17	835008	2	ELBOW
18	FGF-14572	2	TUBE ASSEMBLY (includes nut 833005)
19	FGF-18447	1	TUBE
20	FGF-9648-2	1	"O" RING, gasket
21	FGF-17850-19	1	ADAPTER
22	FGF-18268	1	CAP, pipe
23	HCF-3877	1	ELBOW, 90°
24	FGF-18415	1	TANK, fuel (Pacer 345 - Super 365) (Machine No. 9084 to 10714)
25	FGF-18465	1	TANK, fuel (Pacer 346 - Super 366)
26	HCF-2793	1	CLIP, fuel hose
27	816001	1	PLUG, pipe (1/4" - square head)
28	816003	1	PLUG, pipe (1/2" - square head)
29	818005	1	PLUG, pipe (countersunk)
30	FGF-11414	1	ELBOW NOZZLE ASSEMBLY (includes Ref. 30A, 30B and 30C)
30A		1	BODY } (Not sold separately.
30B		1	JET } Order Ref. No. 30)
30C	FGF-11412-3	1	NUT with sleeve
31	FGF-15071	1	TUBE
32	FGF-18694	3	ELBOW ASSEMBLY (includes one Ref. 32A) (Machine No. 9084 to 10714)
32A	FGF-11523-2	3	NUT with sleeve
33			SUPPORT, instrument panel (see separate page)
34	FGF-11400	1	PRIMER, engine
35	FGF-12309	1	PUNCTURING TOOL
36	FGF-18692	1	PLATE, mounting (Machine 9084 to 10714)
37	FGF-18693	1	TUBE



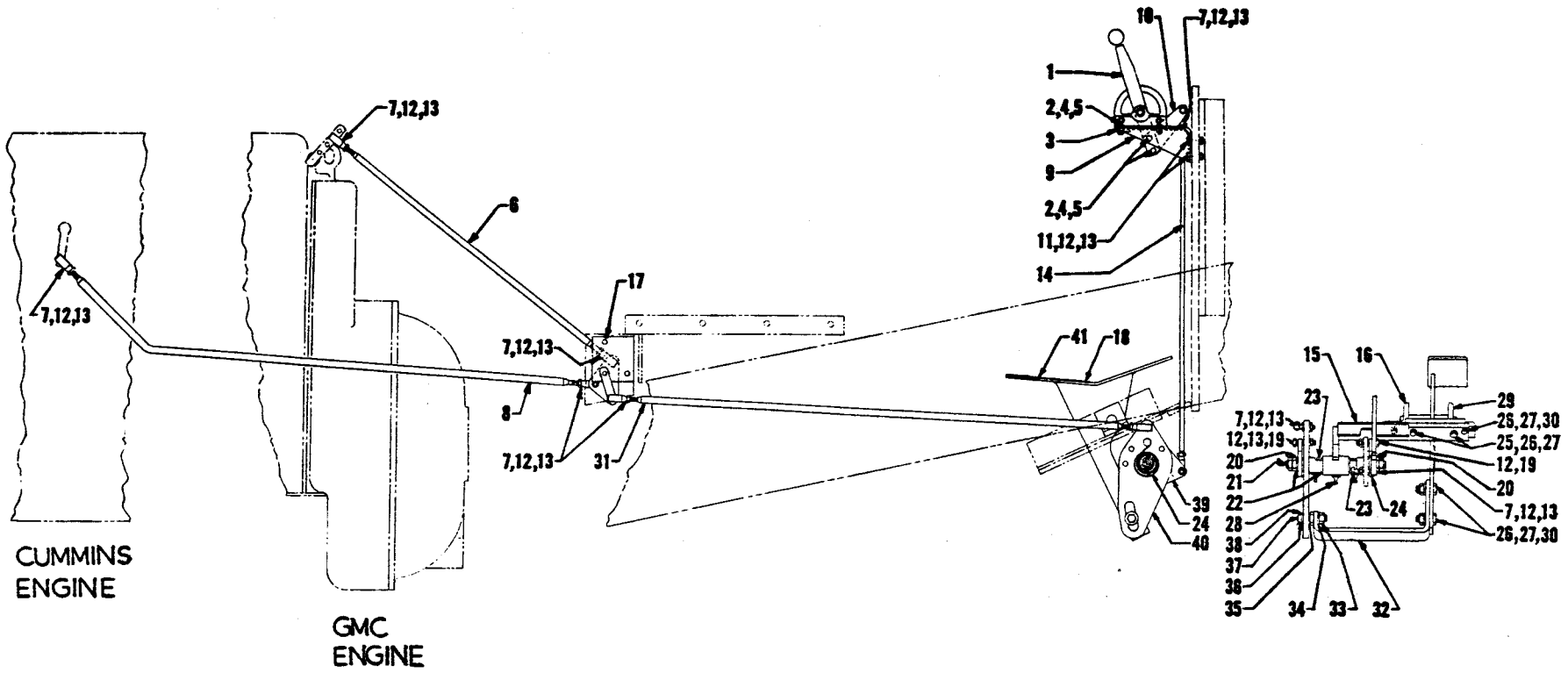
FUEL AND OIL PRESSURE SYSTEM  
 (For Cummins C-160 Engine)  
 (Machine V-300-10714 and Up)

(For Part Number,  
 see next page)



FUEL AND OIL PRESSURE SYSTEM  
 (For Cummins C-160 Engine)  
 (For illustration, see preceding page)

REF. NO.	PART NO.	QUANTITY	DESCRIPTION
1	FGF-19318	1	STACK
2	FGF-18002	1	HOSE ASSEMBLY
3	528009	1	CAP
4	FGF-14757	1	BREATHER
5	563003	1	ELBOW
6	FGF-17850-19	1	ADAPTER
7	HCF-3877	1	ELBOW
8	FGF-19401	1	BRACKET, filter
9	FGF-17852	1	SPACER, filter bracket
10	FGF-18825	1	HOSE ASSEMBLY
11	FGF-17850-11	1	CONNECTOR
12	FGF-18826	1	HOSE ASSEMBLY
13	FGF-18414	1	VALVE
14	FGF-18424-4	1	TEE
15	FGF-19200	1	TANK, fuel
15A	HCF-10854	1	COVER, tank
15B	FGF-18446	1	GASKET, cover
15C	FGF-19219	1	BRACKET, R.H.
15D	FGF-19220	1	BRACKET, L.H.
15E	FGF-16131	4	WASHER, bracket
15F	WRF-2452-5	4	PAD
15G	FGF-16364	4	BOLT
15H	816004	1	PLUG for tank
16	835006	1	ELBOW
17	884005	1	BUSHING
18	840006	1	CONNECTOR
19	884002	1	BUSHING
20	FGF-18422	1	SENDING UNIT
21	PG-2474	1	CAP, fuel tank
22	FGF-9648-70	1	"O" RING, cap
23		1	PANEL, instrument (see separate page)
24	FGF-18046	1	GAUGE, engine oil pressure
25		1	WIRE (see regular wiring)
26	FGF-11523	2	ELBOW ASSEMBLY (includes Ref. No. 26A)
26A	FGF-11523-2	2	NUT with sleeve
27	FGF-18694	1	CONNECTOR
28	FGF-11400	1	PRIMER
29	FGF-12309	1	TOOL, puncturing
30	FGF-18692	1	PLATE, mounting
31	FGF-18693	1	TUBE
32	FGF-15071	1	TUBE
33	FGF-11414	1	ELBOW, nozzle assembly (includes Ref. Nos. 32A, B, and C)
33A		1	BODY
33B		1	JET
33C	FGF-11412-3	1	NUT with sleeve
34	1002005	1	CONNECTOR, 45°

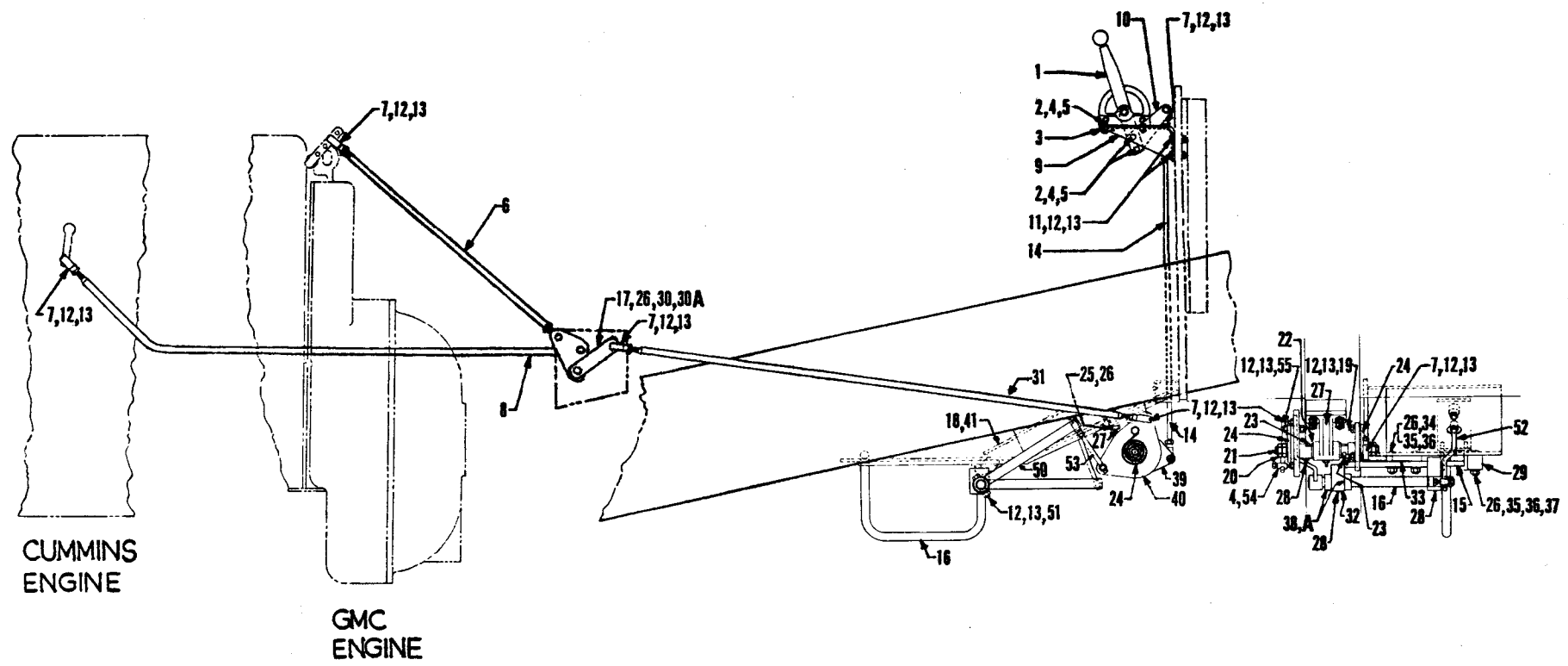


GOVERNOR CONTROL LINKAGE - CUMMINS AND GMC ENGINES  
 (On Pacer 345 - Super 365)  
 (Superseded)

(For Part Numbers,  
 see next page)

GOVERNOR CONTROL LINKAGE - CUMMINS AND GMC ENGINES  
 (On Pacer 345 - Super 365)  
 (For illustration, see preceding page)  
 (Superseded)

REF. NO.	PART NO.	QUANTITY	DESCRIPTION
1	FGF-18968	1	LEVER, control
2	742005	4	BOLT, hex
3	FGF-18583	1	STOP, control lever
4	778009	4	WASHER, lock
5	722001	4	NUT
6	FGF-18919	1	ROD, bell crank to engine (GMC engine)
7	FGF-16262-4	6	BALL JOINT, for rod - 5/16"
8	FGF-18918	1	ROD, bell crank to engine (Cummins engine)
9	FGF-18795	1	SUPPORT, control lever
10	FGF-18009	1	ARM, control lever
11	742164	2	BOLT, hex
12	778010	10	WASHER, lock
13	722002	16	NUT
14	FGF-18804	1	ROD, control lever to bell crank
15	FGF-18885	1	SUPPORT, bell crank
16	FGF-18831	1	PIVOT ASSEMBLY, pedal
17	FGF-18887	1	BELL CRANK, rear
18	FGF-18952	1	TREAD, adhesive
19	FGF-18921	2	BOLT
20	726006	4	NUT, jam
21	FGF-18888	1	SHAFT
22	FGF-18920	4	WASHER
23	968117	2	PIN, coiled spring
24	FGF-18928	2	SPRING
25	742323	2	BOLT, hex
26	778011	8	WASHER, lock
27	722003	8	NUT
28	064546	3	FITTING, grease
29	FGF-18835	1	ANGLE
30	742319	6	BOLT, hex, pivot
31	FGF-18886	1	ROD, front bell crank to rear bell crank
32	FGF-18834	1	ARM, pedal
33	722005	1	NUT
34	778013	1	WASHER, lock
35	FGF-8728	1	ROLLER
36	FGF-8731	1	WASHER
37	FGF-18889	1	PIN
38	166017	1	PIN, cotter
39	FGF-18916	1	ARM ASSEMBLY, front bell crank
40	FGF-18917	1	ARM ASSEMBLY, front bell crank
41	FGF-18884	1	PEDAL ASSEMBLY



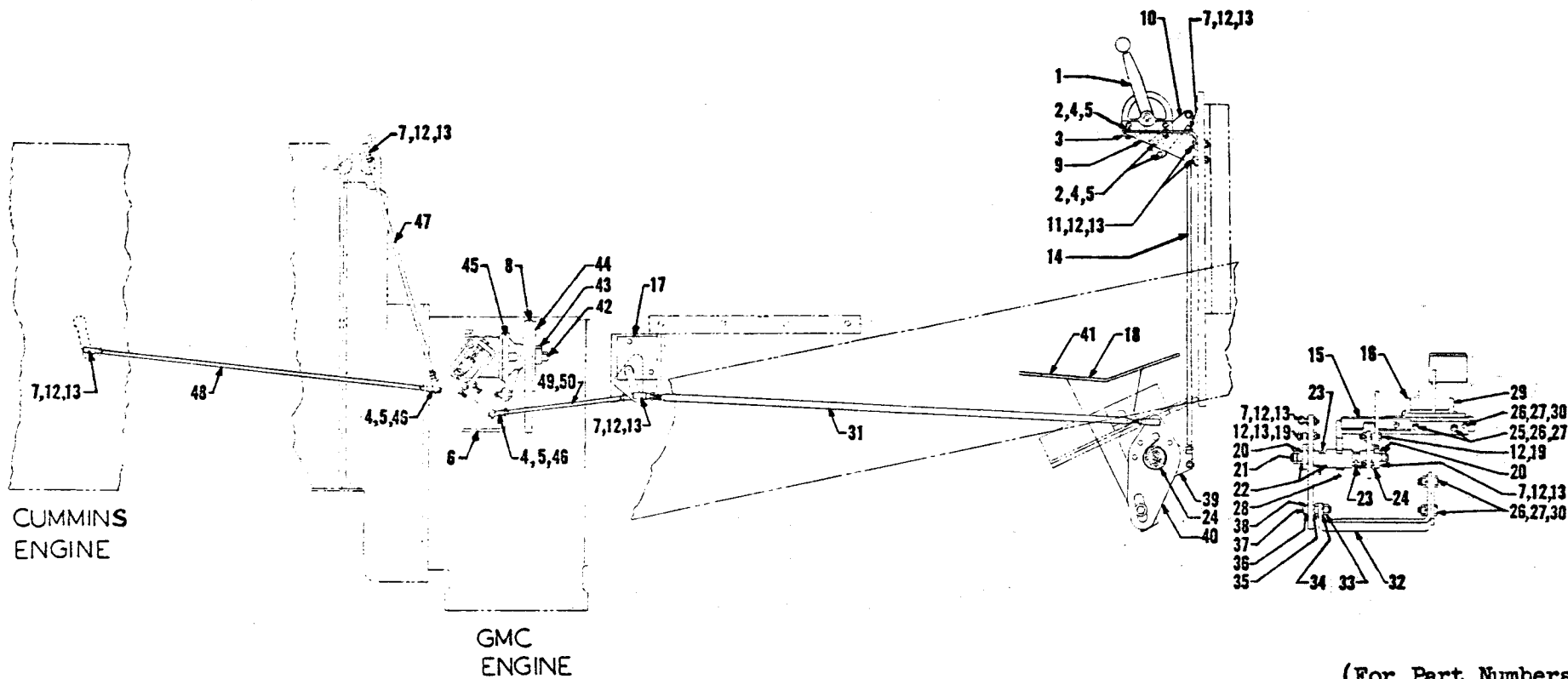
(For Part Numbers, see next page)

GOVERNOR CONTROL LINKAGE - CUMMINS AND GMC ENGINES  
(On Pacer 344, 345 - Super 364, 365)



GOVERNOR CONTROL LINKAGE - CUMMINS AND GMC ENGINES  
 (On Pacer 344, 345 - Super 364, 365)  
 (For illustration, see preceding page)

REF. NO.	PART NO.	QUANTITY	DESCRIPTION
1	FGF-18968	1	LEVER, control
2	742005	4	BOLT, hex
3	FGF-18583	1	STOP, control lever
4	778009	4	WASHER, lock
5	722001	4	NUT - 1/4"
6	FGF-15932	1	ROD, bell crank to engine (GMC engine)
7	FGF-16262-4	6	BALL JOINT for rod - 5/16"
8	FGF-19592	1	ROD, bell crank to engine (Cummins engine)
9	FGF-18795	1	SUPPORT, control lever
10	FGF-18009	1	ARM, control lever
11	742164	2	BOLT, hex
12	778010	11	WASHER, lock
13	722002	17	NUT - 5/16"
14	FGF-19768	1	ROD, control lever to bell crank
15	FGF-19539	1	PIN, accelerator pedal
16	FGF-19540	1	ACCELERATOR SHAFT ASSEMBLY
17	FGF-17087	1	BELL CRANK, rear
18	FGF-19549	1	TREAD, adhesive
19	FGF-18921	2	BOLT
20	726006	4	NUT, jam
21	FGF-18888	1	SHAFT
22	FGF-18920	4	WASHER
23	968117	2	PIN, coiled spring
24	FGF-18928	3	SPRING
25	742318	4	BOLT, hex
26	778011	11	WASHER, lock
27	FG-2640	1	SUPPORT, bell crank
28	064546	3	FITTING, grease
29	FGF-19545	1	BLOCK, pedal support
30	742319	2	BOLT, hex, pivot
30A	722003	2	NUT
31	FGF-18926	1	ROD, front bell crank to rear bell crank
32	FGF-19848	1	SUPPORT, accelerator linkage
33	FGF-19533	1	SPACER, linkage support
34	705325	2	BOLT, carriage, support
35	762004	3	WASHER
36	721003	3	NUT
37	705327	1	BOLT, carriage
38	FGF-19536	2	COLLAR
38A	753003	2	SETSCREW
39	FGF-18916	1	ARM ASSEMBLY, front bell crank
40	FGF-19515	1	ARM ASSEMBLY, front bell crank
41	FGF-19516	1	PEDAL ASSEMBLY
50	FGF-19741	1	ARM ASSEMBLY - accelerator linkage
51	742166	1	BOLT, arm assembly, linkage
52	FGF-19537	1	ROD
53	FGF-19538	1	ROD
54	FGF-19548-6	3	BALL JOINT
55	FGF-19231	1	BOLT

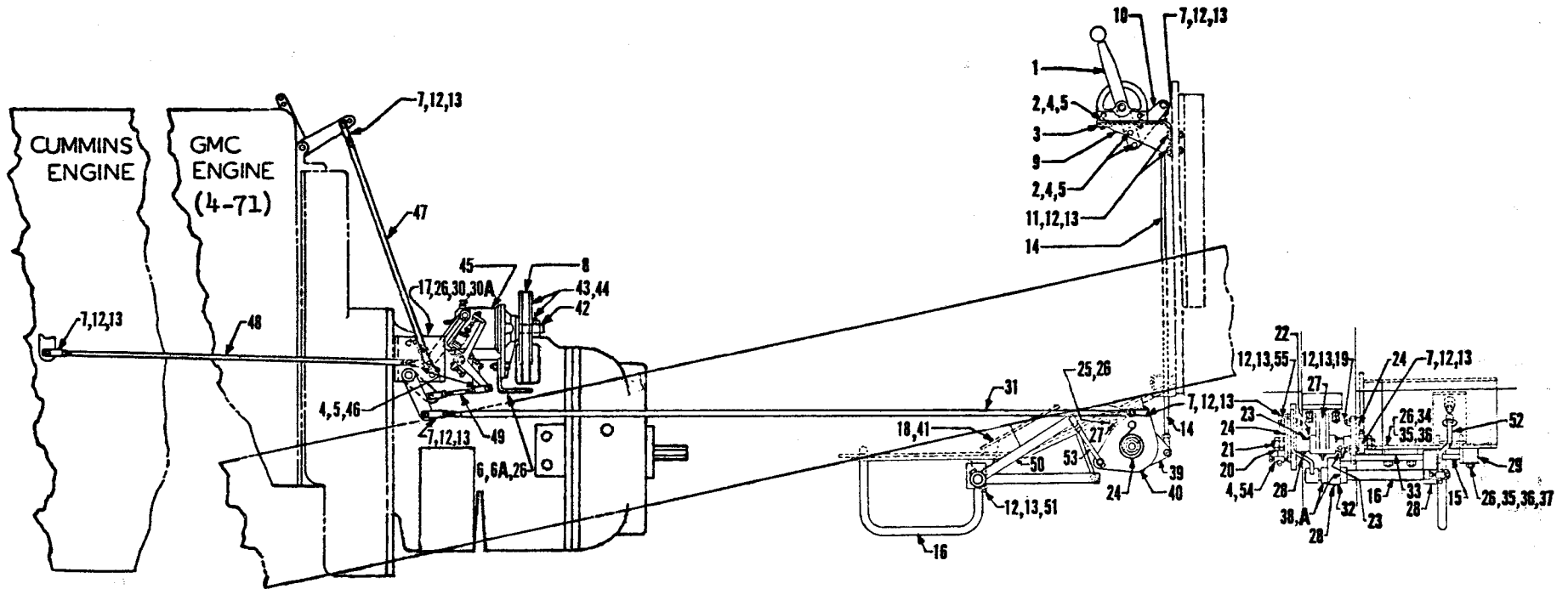


(For Part Numbers, see next page)

GOVERNOR CONTROL LINKAGE - CUMMINS AND GMC ENGINES WITH TORCON CONVERTER  
(On Pacer 346 - Super 366)  
(Superseded)

**GOVERNOR CONTROL LINKAGE - CUMMINS AND GMC ENGINES WITH TORCON CONVERTER**  
**(On Pacer 346 - Super 366)**  
**(For illustration, see preceding page)**  
**(Superseded)**

REF. NO.	PART NO.	QUANTITY	DESCRIPTION
1	FGF-18968	1	LEVER, control
2	742005	4	BOLT, hex
3	FGF-18583	1	STOP, control lever
4	778009	7	WASHER, lock
5	722001	10	NUT
6	FGF-15924	1	SUPPORT, tail shaft governor
7	FGF-16262-4	5	BALL JOINT for rod - 5/16"
8	FGF-18630	1	BELT for governor
9	FGF-18795	1	SUPPORT, control lever
10	FGF-18009	1	ARM, control lever
11	742164	2	BOLT, hex
12	778010	9	WASHER, lock
13	722002	14	NUT
14	FGF-18804	1	ROD, control lever to bell crank
15	FGF-18885	1	SUPPORT, bell crank
16	FGF-18831	1	PIVOT ASSEMBLY, pedal
17	FGF-18887	1	BELL CRANK, rear
18	FGF-18952	1	TREAD, adhesive
19	FGF-18921	2	BOLT
20	726006	4	NUT, jam
21	FGF-18888	1	SHAFT
22	FGF-18920	4	WASHER
23	968117	2	PIN, coiled spring
24	FGF-18928	2	SPRING
25	742323	2	BOLT, hex
26	778011	8	WASHER, lock
27	722003	8	NUT
28	064546	3	FITTING, grease
29	FGF-18835	1	ANGLE
30	742319	6	BOLT, hex, pivot
31	FGF-18886	1	ROD, front bell crank to rear bell crank
32	FGF-18834	1	ARM, pedal
33	722005	1	NUT
34	778013	1	WASHER, lock
35	FGF-8728	1	ROLLER
36	FGF-8731	1	WASHER
37	FGF-18889	1	PIN
38	166017	1	PIN, cotter
39	FGF-18916	1	ARM ASSEMBLY, front bell crank
40	FGF-18917	1	ARM ASSEMBLY, front bell crank
41	FGF-18884	1	PEDAL ASSEMBLY
42	FGF-14783	1	KEY, for pulley
43	753053	1	SETSCREW
44	FGF-14677	1	PULLEY for governor
45	FGF-14676	1	GOVERNOR, tail shaft
46	FGF-16262-3	3	BALL JOINT for rod
47	FGF-15915	1	ROD, governor to engine (GMC engine only)
48	FGF-17849	1	ROD, governor to engine (Cummins engine only)
49	FGF-18924	1	ROD, bell crank to governor (GMC engine only)
50	FGF-18923	1	ROD, bell crank to governor (Cummins engine only)



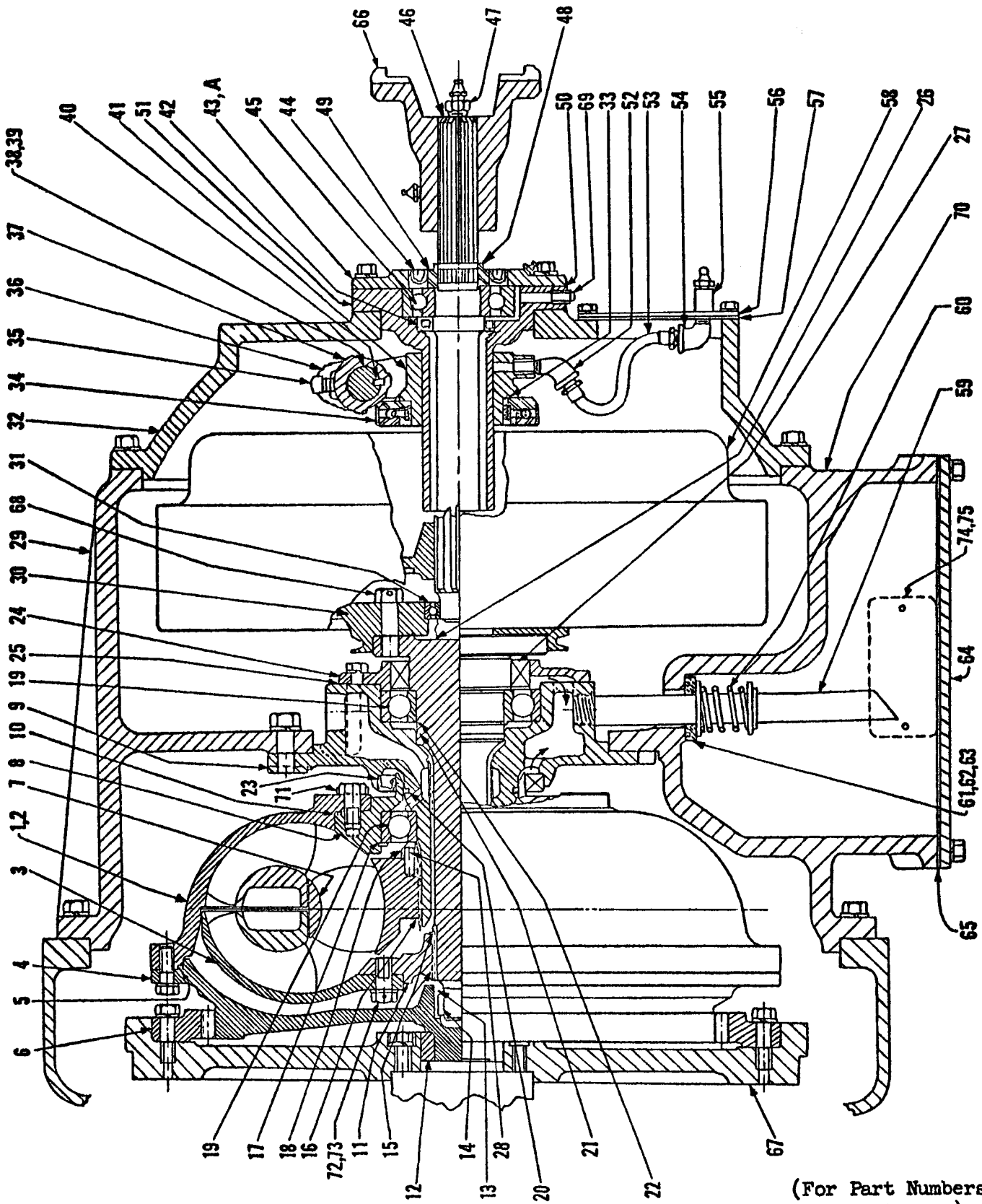
(For Part Numbers,  
see next page)

GOVERNOR CONTROL LINKAGE - CUMMINS AND GMC ENGINES  
(On Pacer 346 - Super 366)



GOVERNOR CONTROL LINKAGE CUMMINS AND GMC ENGINES  
 (On Pacer 346 - Super 366)  
 (For illustration, see preceding page)

REF. NO.	PART NO.	QUANTITY	DESCRIPTION
1	FGF-18968	1	LEVER, control
2	742005	4	BOLT, hex
3	FGF-18583	1	STOP, control lever
4	778009	7	WASHER, lock
5	722001	10	NUT - 1/4"
6	FGF-19519	1	SUPPORT, tail shaft governor
6A	741318	2	BOLT
7	FGF-16262-4	5	BALL JOINT for rod - 5/16"
8	FGF-18630	1	BELT for governor
9	FGF-18795	1	SUPPORT, control lever
10	FGF-18009	1	ARM, control lever
11	742164	2	BOLT, hex
12	778010	10	WASHER, lock
13	722002	15	NUT - 5/16"
14	FGF-19768	1	ROD, control lever to bell crank
15	FGF-19539	1	PIN, accelerator pedal
16	FGF-19540	1	ACCELERATOR SHAFT ASSEMBLY
17	FGF-18927	1	BELL CRANK, rear
18	FGF-19549	1	TREAD, adhesive
19	FGF-18921	2	BOLT
20	726006	4	NUT, jam
21	FGF-18888	1	SHAFT
22	FGF-18920	4	WASHER
23	968117	2	PIN, coiled spring
24	FGF-18928	3	SPRING
25	742318	4	BOLT, hex
26	778011	11	WASHER, lock
27	FG-2640	1	SUPPORT, bell crank
28	064546	3	FITTING, grease
29	FGF-19545	1	BLOCK, pedal support
30	742319	2	BOLT, hex, pivot
30A	722003	2	NUT
31	FGF-18926	1	ROD, front bell crank to rear bell crank
32	FGF-19848	1	SUPPORT, accelerator linkage
33	FGF-19533	1	SPACER, linkage support
34	705325	2	BOLT, carriage, support
35	762004	3	WASHER
36	721003	3	NUT
37	705327	1	BOLT, carriage
38	FGF-19536	2	COLLAR
38A	753003	2	SETSCREW
39	FGF-18916	1	ARM ASSEMBLY, front bell crank
40	FGF-19515	1	ARM ASSEMBLY, front bell crank
41	FGF-19516	1	PEDAL ASSEMBLY
42	FGF-14783	1	KEY for pulley
43	753053	1	SETSCREW
44	FGF-14677	1	FULLEY for governor
45	FGF-14676	1	GOVERNOR, tail shaft
46	FGF-16262-3	3	BALL JOINT, rod
47	FGF-15915	1	ROD, governor to engine (GMC engine only)
48	FGF-17849	1	ROD, governor to engine (Cummins engine only)
49	FGF-15916	1	ROD, bell crank to governor
50	FGF-19741	1	ARM ASSEMBLY - accelerator linkage
51	742166	1	BOLT, arm assembly, linkage
52	FGF-19537	1	ROD
53	FGF-19538	1	ROD
54	FGF-19548-6	3	BALL JOINT
55	FGF-19231	1	BOLT

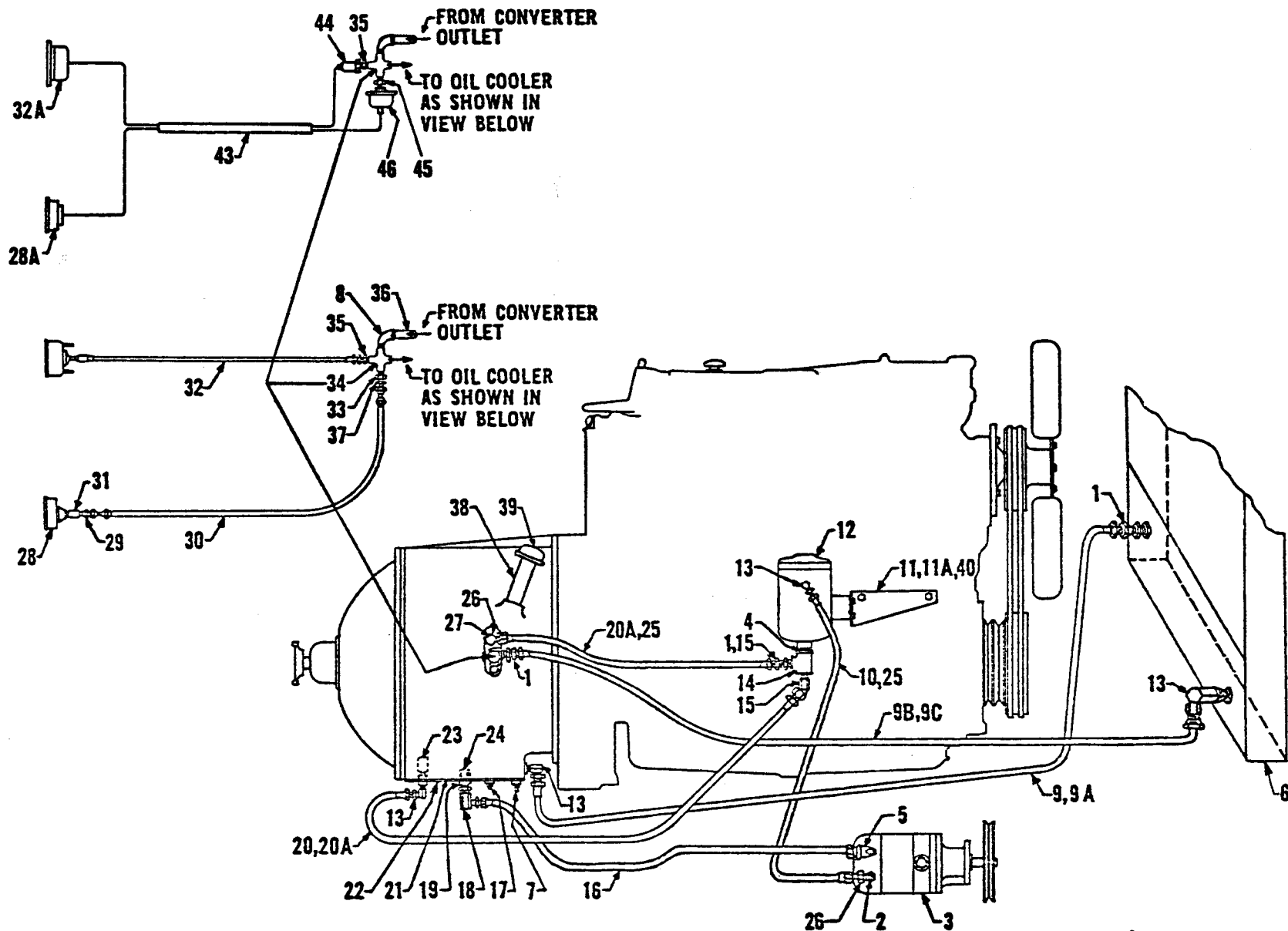


TORCON TORQUE CONVERTER (14")  
 IN COMBINATION WITH CLUTCH DRIVE  
 (On Pacer 346 and Super 366)

(For Part Numbers,  
 see next page)

**TORCON TORQUE CONVERTER - 1 1/2"**  
**IN COMBINATION WITH CLUTCH DRIVE**  
**(On Pacer 346 and Super 366)**  
**(For illustration, see preceding page)**

REF. NO.	PART NO.	QUANTITY	DESCRIPTION
1	FGF-16690	1	TORQUE CONVERTER UNIT (includes Ref. Nos. 2 to 28 inclusive also Ref. Nos. 71, 72 and 73)
2	634213	1	IMPELLER
3	634230	1	TURBINE
4	634236	1	COVER, impeller
5	634237	1	"O" RING, impeller cover
6	634242	1	GEAR, coupling, flywheel
7	634220	1	REACTION MEMBER
8	634214	1	HUB, impeller
9	634208	1	STATOR SUPPORT AND SLEEVE ASSEMBLY
10	634215	1	"O" RING, impeller hub
11	634234	1	HUB, turbine
12	634241	1	SLEEVE, impeller cover
13	634240	1	RING, snap, bearing
14	634239	1	BEARING, impeller cover
15	634235	2	RING, snap, turbine hub
16	634223	1	RING, snap, reaction member
17	634219	1	RING, snap, bearing
18	634222	1	SPACER, reaction member
19	634218	2	BEARING, impeller hub and turbine shaft
20	634212	1	RING, piston
21	634229	1	RING, piston
22	634228	1	RING, snap, bearing
23	634211	1	SEAL, oil
24	634224	1	CAP, rear bearing
25	634225	1	GASKET, rear bearing cap
26	634227	1	SHAFT, turbine
27	634226	1	SEAL, oil
28	634221	1	ROLL PIN
29	FG-2610	1	HOUSING, converter
30	FG-2447	1	FLYWHEEL, clutch
31	311158	1	BEARING, ball, clutch pilot
32	FG-2277	1	BELL HOUSING, clutch
33	FGF-11577	1	PIN, for throwout bearing
34	FGF-11576	1	BEARING, ball, clutch throwout
35	FGF-9269	1	SETSCREW, yoke
36	FGF-9738	1	WIRE, locking
37	FG-2015	1	YOKE, clutch throwout
38	HCF-2823	1	SHAFT, throwout yoke
39	FGF-8978	1	LEVER (not shown - on outer end of shaft)
40	111010	1	KEY, Woodruff, in yoke
41	FG-2493	1	CARRIER, bearing
42	194262	1	SEAL, oil, small
43	FG-2413	1	CAP, oil seal (with grease hole)
43A	FG-2016	1	CAP, oil seal (without grease hole)
44	FGF-11192	1	SEAL, oil, large
45	311167	1	BEARING, ball
46	HCF-1923	1	SHAFT, clutch
47	FGF-15787	1	NIPPLE, extension
48	FGF-10452	1	RING, snap
49	FGF-11178	1	SPACER, clutch shaft
50	FGF-8766	1	GASKET, bearing cap
51	FG-2017	1	SLEEVE, bearing carrier
52	565001	1	ELBOW, street, 90°
53	FGF-17580	1	HOSE, grease
54	564001	1	ELBOW, street, 90°
55	525001	1	COUPLING
56	HCF-1969	1	PLATE, inspection
57	HCF-1968	1	GASKET, inspection plate
58			CLUTCH (see separate page)
59	FGF-16064	1	PIPE, drain
60	ASF-3541	1	SPRING
61	FGF-16065	1	RETAINER, "O" ring
62	FGF-9648-5	1	"O" RING, small
63	FGF-9648-8	1	"O" RING, large
64	FGF-16498	1	COVER
65	FGF-16497	1	GASKET, cover
66			YOKE, fitting (see separate page)
67			FLYWHEEL (see engine page)
68	FGF-16428	6	BOLT, clutch flywheel
69	813000	1	PLUG, pipe
70	164046	1	PLUG, expansion, 1-5/8" dia. (not shown)
71	634217	4	LOCK PLATE, impeller hub screw
72	634231	8	SCREW, turbine hub
73	634232	8	WASHER, lock, turbine hub screw
74	FGF-17650	1	PLATE, name, converter serial number
75	751020	2	SCREW, converter serial number plate

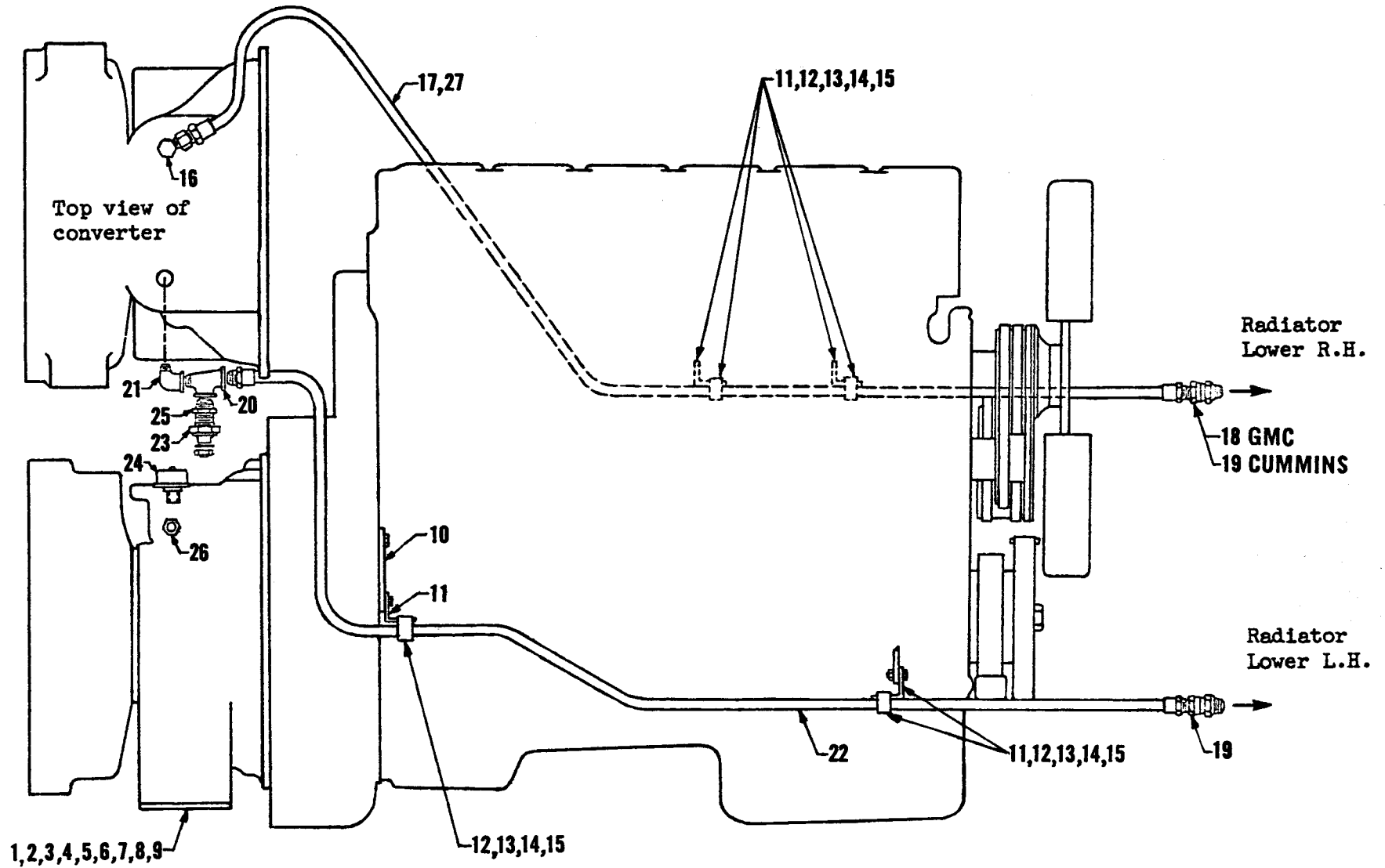


(For Part Numbers,  
see next page)

**INSTRUMENTS, PIPING AND CONNECTIONS**  
**(Torcon Torque Converter and Dry Clutch)**  
**(Pacer 346 and Super 366)**  
**(For illustration, see preceding page)**

REF. NO.	PART NO.	QUANTITY	DESCRIPTION
1	PGF-12294-8	3	UNION, adapter
2	532188	1	NIPPLE
3			DUAL PUMP (see separate page)
4	532184	1	NIPPLE
5	HCF-7630-10	1	REDUCER at pump
6		1	OIL COOLER - in radiator
7	810001	1	PLUG, pipe
8	563005	1	ELBOW, 90° street
9	PGF-16641	1	* HOSE ASSEMBLY (58" overall length)
9A	PGF-16640	1	% HOSE ASSEMBLY (60" overall length)
9B	PGF-16640	1	* HOSE ASSEMBLY (60" overall length)
9C	PGF-16641	1	% HOSE ASSEMBLY (58" overall length)
10	PGF-16351	1	% HOSE ASSEMBLY (23" overall length)
11	PGF-16441	1	* BRACKET, oil filter
11A	PGF-17090	1	% BRACKET, oil filter
12	PGF-17270	1	FILTER ASSEMBLY
13	PGF-12282-7	4	COUPLING, 90° male
14	537005	1	TEE, pipe
15	PGF-12287-5	2	COUPLING, 45° male (1 req'd on GMC engine)
16	PGF-17465	1	HOSE ASSEMBLY (37" overall length)
17	810004	1	PLUG, pipe
18	PGF-12282-9	1	COUPLING, 90° male
19	883010	1	BUSHING, reducer
20	PGF-16356	1	* HOSE ASSEMBLY (36" overall length)
20A	PGF-16354	2	% HOSE ASSEMBLY (42-1/2" overall length)
21			GASKET (see converter page)
22			PLATE, cover (see converter page)
23	PGF-16459	1	VALVE, relief
24	PGF-16506	1	NIPPLE
25	PGF-16357	2	* HOSE ASSEMBLY (27-1/2" overall length)
26	PGF-12286-7	2	COUPLING, 90° female
27	532208	1	NIPPLE
28	PGF-15767	1	GAUGE, pressure
28A	PGF-18421	1	GAUGE, pressure
29	840003	1	CONNECTOR, half union
30	PGF-14660	1	HOSE ASSEMBLY (56-1/2" overall length)
31	525001	1	COUPLING, pipe
32	PGF-15769	1	HEAT INDICATOR ASSEMBLY
32A	PGF-17942	1	HEAT INDICATOR ASSEMBLY
33	526008	1	BUSHING, reducer
34	535005	1	CROSS, pipe
35	526010	1	BUSHING, reducer
36	532218	1	NIPPLE
37	840004	1	CONNECTOR, half union
38	PGF-16508	1	TUBE, breather
39	PGF-16509	1	BREATHER ASSEMBLY, filler and oil gauge
40	PGF-17224	2	% SPACER, bracket
41	PGF-16711	2	@ ANGLE, oil cooler hose clip
42	PGF-16710	2	@ CLIP, oil cooler hose
43	PGF-18148	1	WIRE HARNESS
44	PGF-18053	1	TEMPERATURE SENDING UNIT
45	526007	1	BUSHING
46	PGF-18422	1	PRESSURE SENDING UNIT

Note: \* GMC engine only.  
 % Cummins engine only.  
 @ Indicates parts not illustrated.

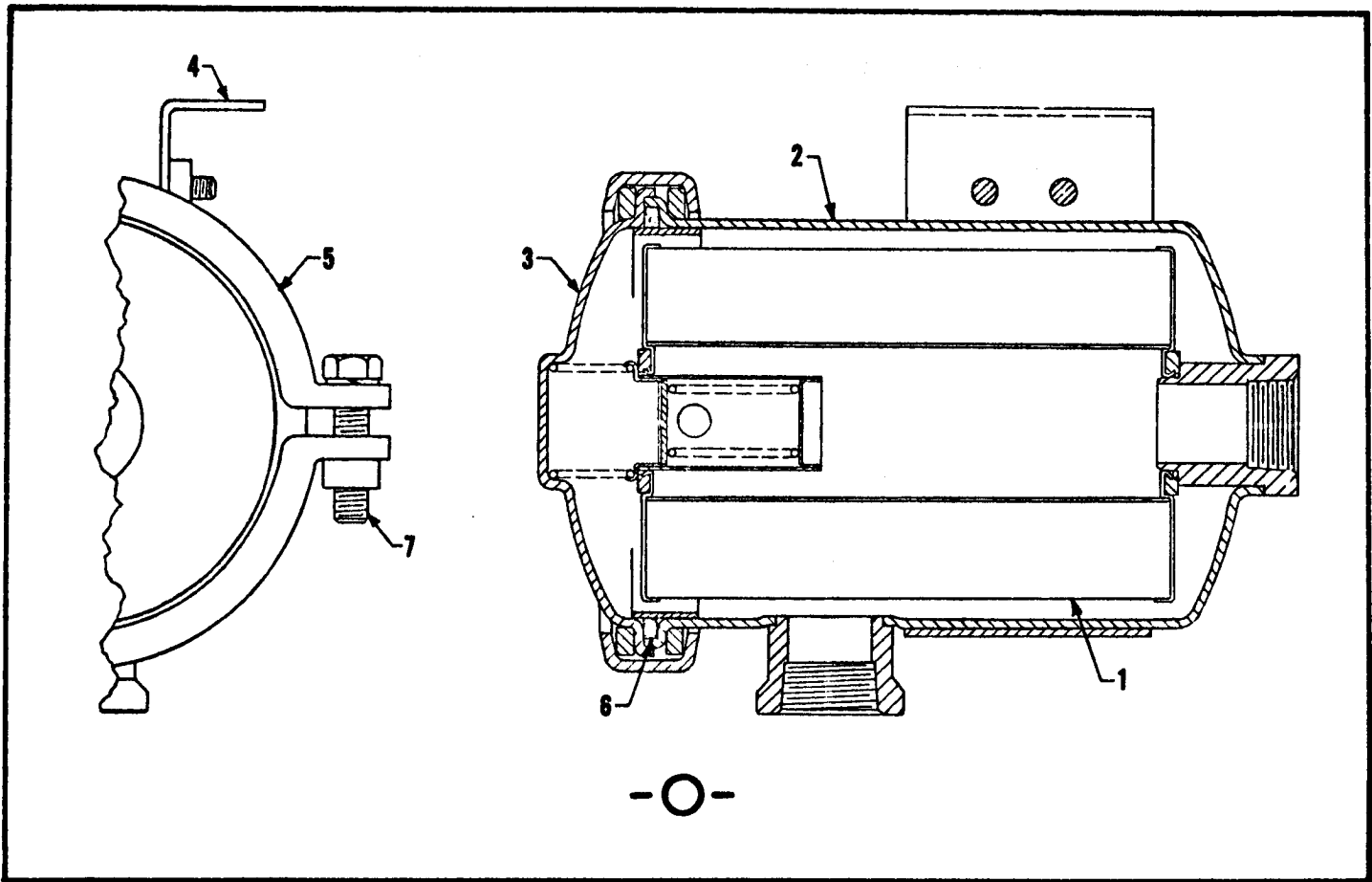


TORQUE CONVERTER AND PIPING  
 ALLISON WITH DRY CLUTCH  
 (Pacer 346 - Super 366)

(For Part Numbers,  
 see next page)

**TORQUE CONVERTER AND PIPING**  
 (For illustration, see preceding page)

REF. NO.	PART NO.	QUANTITY	DESCRIPTION
1	FGF-19509	1	TORQUE CONVERTER - Allison (see Allison Parts Book)
2	741319	12	BOLT, converter
3	778011	12	WASHER, lock converter bolt
4	FGF-16996	1	RESTRICTOR
5	FG-2451	1	ADAPTER - flywheel housing to converter
6	741478	12	BOLT, adapter
7	778012	12	WASHER, lock, adapter bolt
8	FG-2420	1	FLYWHEEL
9	FGF-15880	6	BOLT, flywheel
10	FGF-17120	1	SUPPORT (Cummins)
11	FGF-16711	4	ANGLE
12	FGF-16710	4	CLIP
13	742160	5	BOLT, angle and clip
14	778010	5	WASHER, lock
15	722002	5	NUT
16	FGF-12282-7	1	COUPLING
17	FGF-16640	1	HOSE ASSEMBLY (GMC)
18	FGF-12294-8	1	UNION (GMC)
19	FGF-12287-5	1	UNION (2 req'd for Cummins)
20	977004	1	TEE
21	563005	1	ELBOW
22	FGF-16641	1	HOSE ASSEMBLY
23	FGF-18053	1	TEMPERATURE SENDING UNIT
24	FGF-18422	1	PRESSURE SENDING UNIT
25	526010	1	CONNECTION
26	526007	1	CONNECTION
27	FGF-17024	1	HOSE ASSEMBLY (Cummins)

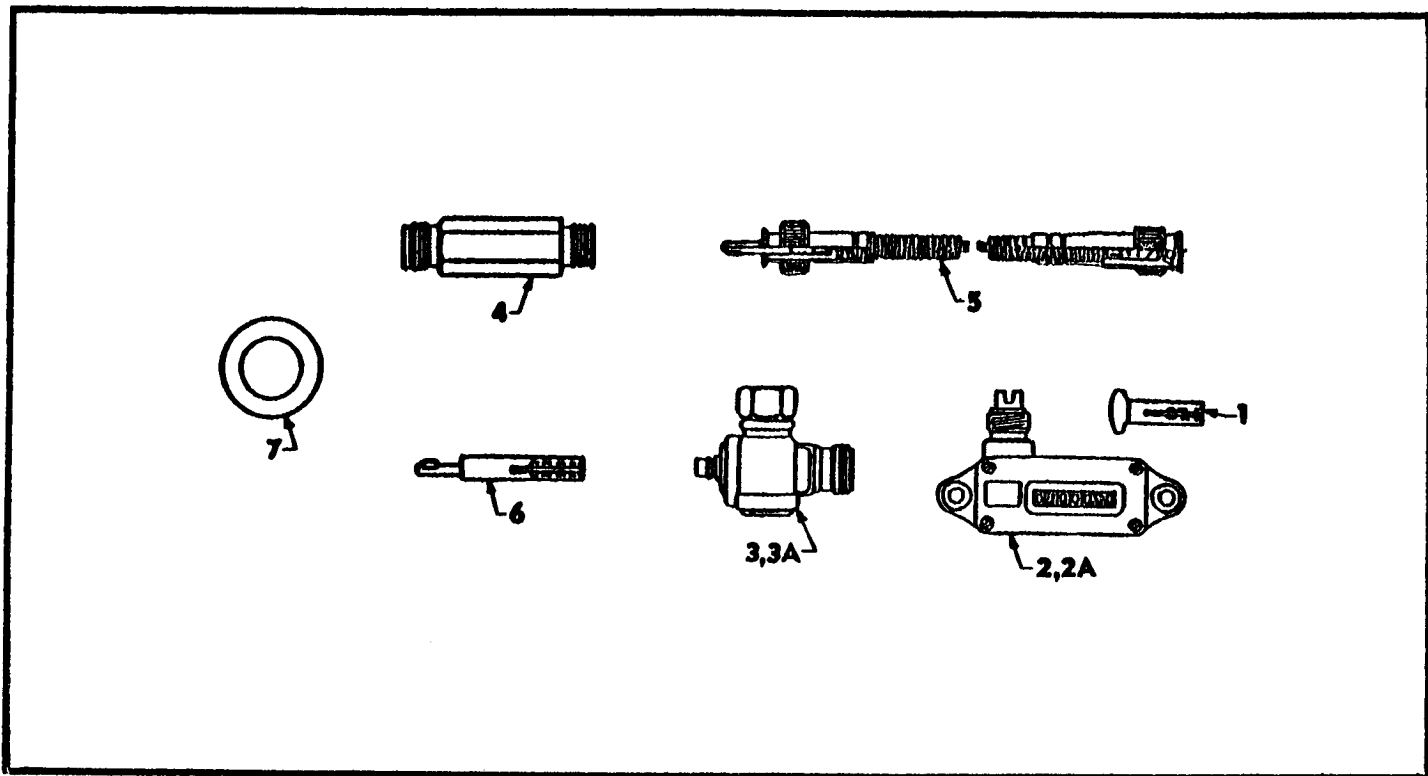


-O-

FILTER

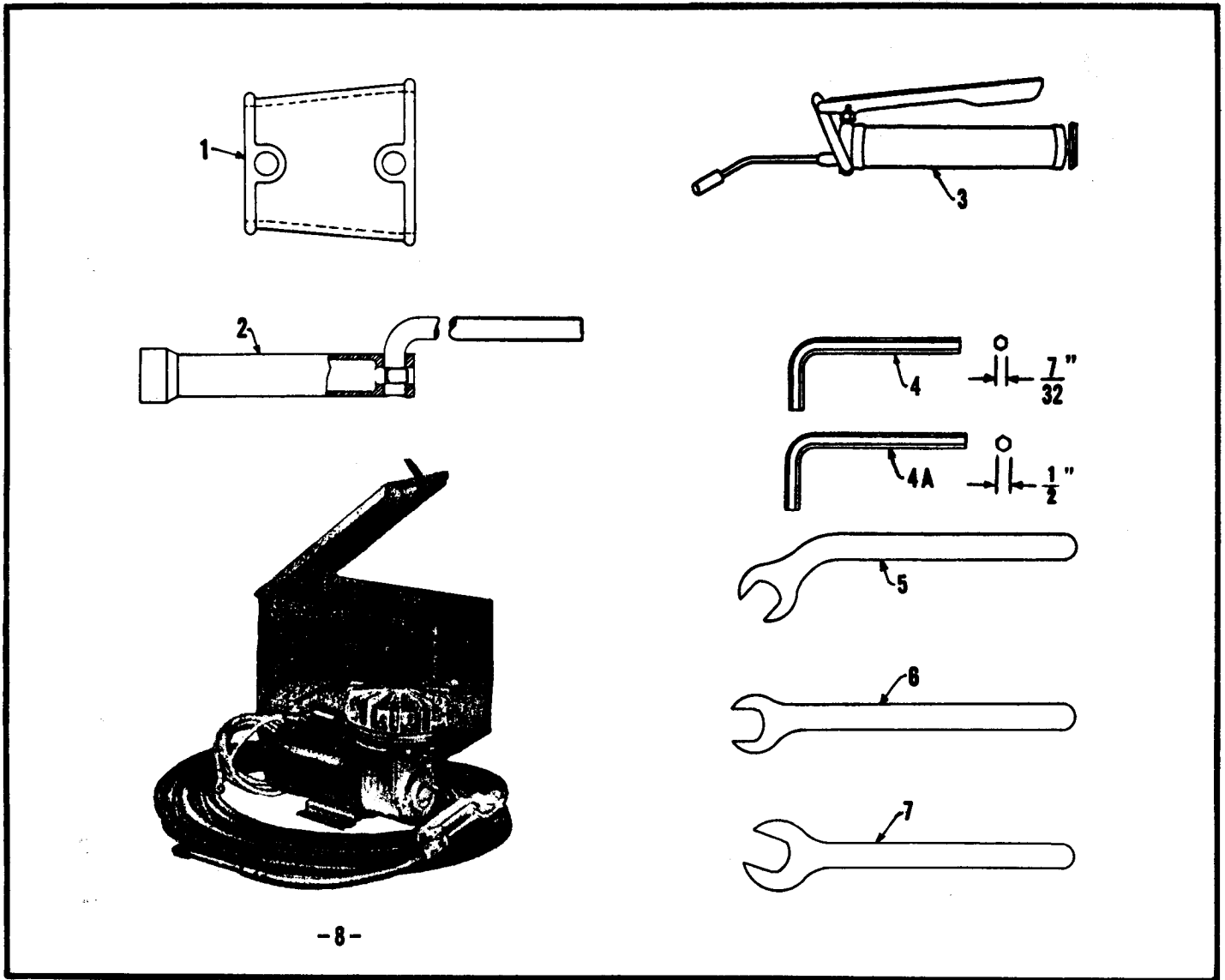
REF. NO.	PART NO.	QUANTITY	DESCRIPTION
0	FGF-17270	1	FILTER ASSEMBLY - Purolator Products Inc. #63148-3 (includes Ref. Nos. 1 to 7 inclusive)
1	063037	1	ELEMENT ASSEMBLY
2	063079	1	CASE ASSEMBLY
3	063080	1	COVER AND RELIEF VALVE ASSEMBLY
4	063081	1	BRACKET ASSEMBLY
5	063082	2	RING, clamping
6	063083	1	GASKET, cover
7	063084	2	CAPSCREW, clamping ring





ODOMETER  
(For GMC-4-71, Cummins C-160 Engines)

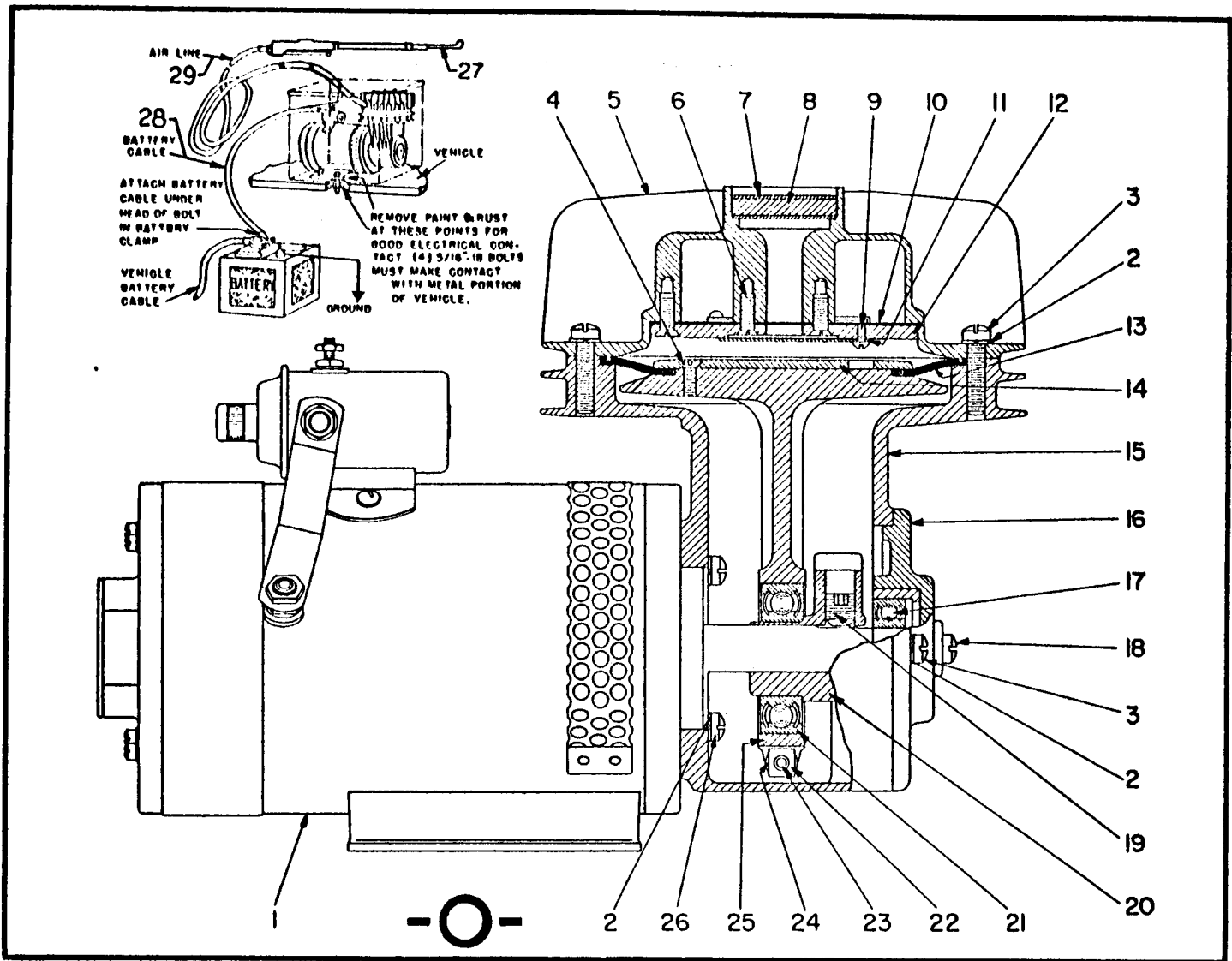
REF. NO.	PART NO.	QUANTITY	DESCRIPTION
1	FGF-19698	1	TIP, drive
2	FGF-9361	1	ODOMETER - mile reading
2A	FGF-9831	1	ODOMETER - kilometer reading
3	FGF-9363	1	ADAPTER (.266 ratio - for 13.00 x 24 tires)
3A	FGF-11944	1	ADAPTER (.294 ratio - for 14.00 x 24 and 16.00 x 24 tires)
4	FGF-9889	1	SLEEVE, extension
5	FGF-9364	1	SHAFT, flexible
6	FGF-9888	1	EXTENSION, shaft
7	NES-1652	2	WASHER



- 8 -

TOOLS AND TIRE PUMP

REF. NO.	PART NO.	QUANTITY	DESCRIPTION
1	PG-934	1	WRENCH, front wheel bearing nut
2	PGF-6510	1	WRENCH, wheel stud
3	ASF-6993	1	GREASE GUN
4	848007	1	WRENCH, control valve, hollow head capscrew
4A	848032	1	WRENCH, hollow head capscrew for front axle universal joint bearing ring
5	PGF-10149	1	WRENCH (1-1/8" opening), hydraulic coupling for 5/8" fitting
6	PGF-10150	1	WRENCH (1-1/8" opening), hydraulic coupling for 5/8" fitting
7	PGF-10148	1	WRENCH (1-1/4" opening), hydraulic coupling for 3/4" fitting
8		1	ELECTRIC TIRE PUMP - battery operated (special order) - (see separate page)



PORTABLE AIR COMPRESSOR (TIRE PUMP)  
(12 Volt Battery Operated)

REF. NO.	PART NO.	QUANTITY	DESCRIPTION
0	FGF-13961	1	ELECTRIC TIRE PUMP (includes Ref. 1 to 29 inclusive) - (special order)
1	515008	-	ELECTRIC MOTOR, 12 volt
2	515009	-	LOCKWASHER, 1/4"
3	515010	-	SCREW (1-1/4" x 1/4" - 20)
4	515011	-	SCREW (1/2" x #8-32)
5	515012	-	HEAD
6	515013	-	SCREW (1/2" x #10-32)
7	515014	-	SCREEN, retainer
8	515015	-	PAD, filter
9	515016	-	SCREW (3/16" x 6-32)


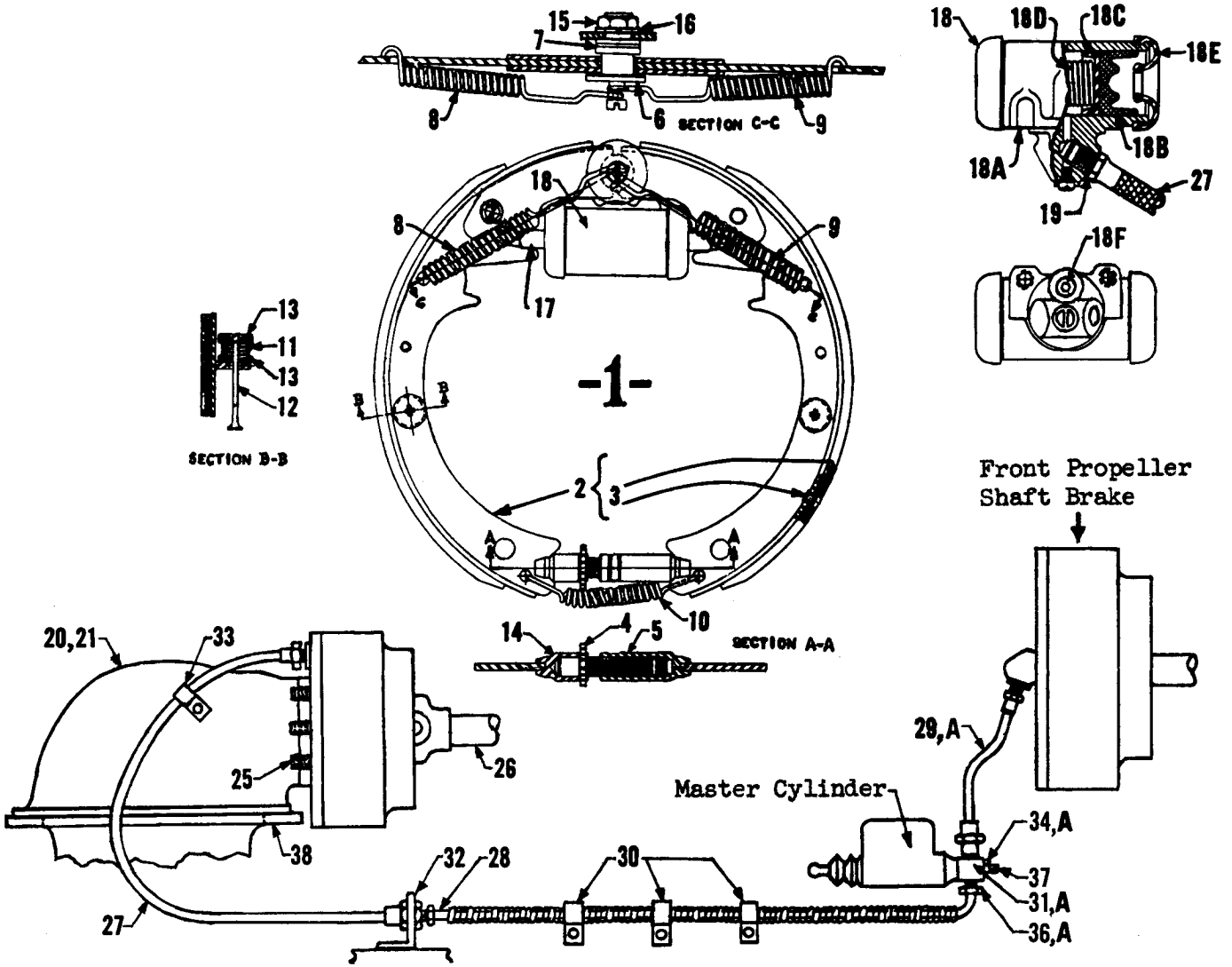
(continued)

(Continued from preceding page)

REF. NO.	PART NO.	QUANTITY	DESCRIPTION
10	515017	-	GASKET
11	515018	-	VALVE, inlet
12	515019	-	VALVE PLATE ASSEMBLY
13	515020	-	SEAL, air
14	515021	-	PLATE, retaining
15	515022	-	HOUSING
16	515023	-	COVER, outboard bearing
17	515024	-	BEARING, outboard
18	515025	-	SCREW (1/4" x 1/4" - 20)
19	515026	-	SETSCREW, cup point (7/16" x 3/8" - 24)
20	515027	-	ECCENTRIC
21	515028	-	BEARING, connecting rod
22	515029	-	NUT, square (#10-32)
23	515030	-	SCREW (7/8" x #10-32)
24	515031	-	LOCKWASHER (#10 Shakeproof)
25	515032	-	PISTON
26	515033	-	SCREW (3/4" x 3/4" x 1/4" - 20)
27	515034	-	AIR GAUGE ASSEMBLY
28	515035	-	CABLE, battery
29	515006	-	HOSE AND WIRE ASSEMBLY WITH AIR GAUGE

INSTRUCTIONS FOR ORDERING REPAIR PARTS

Specify Model and Serial numbers, Part numbers, Part names.

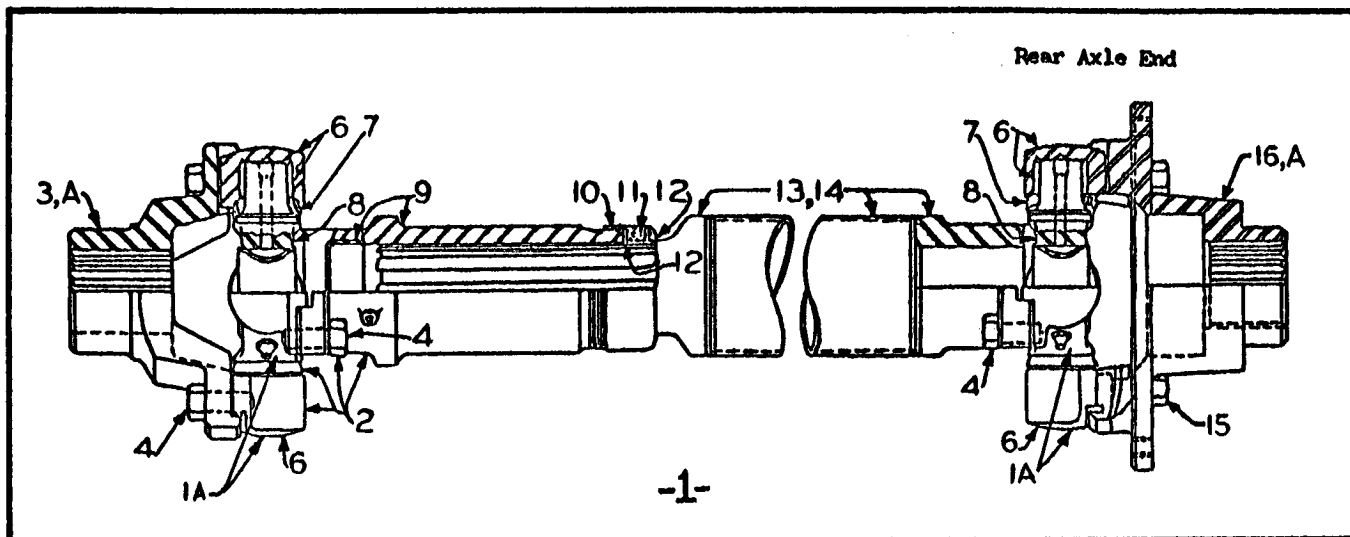


(For Part Numbers,  
see next page)

AUXILIARY BRAKE ON REAR AXLE GEAR CARRIER

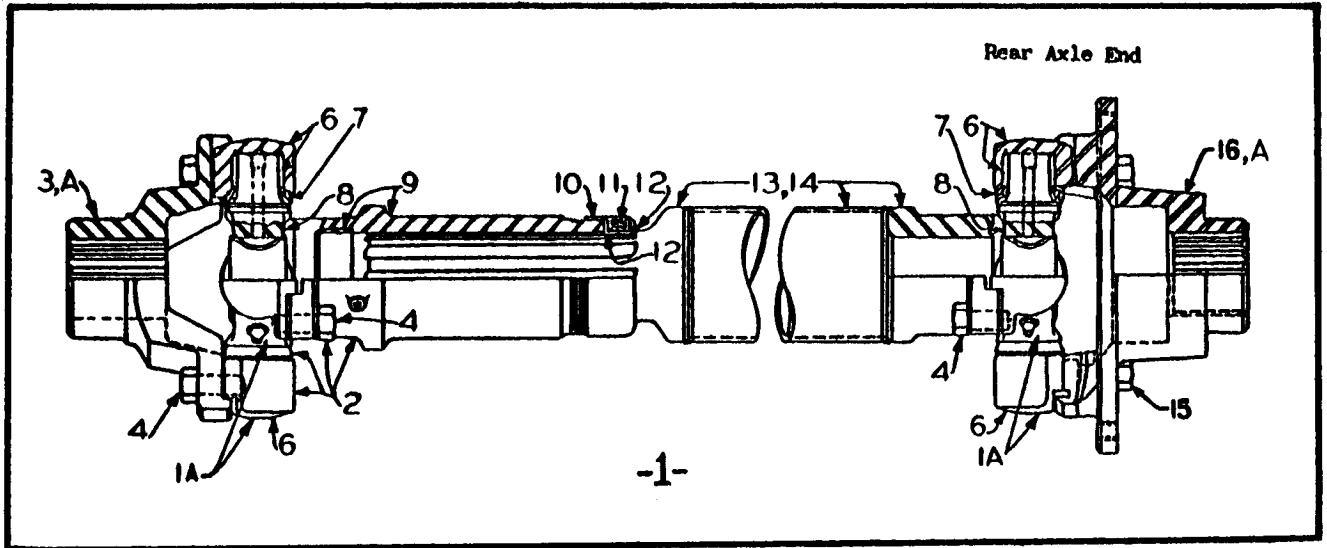
AUXILIARY BRAKE ON REAR AXLE GEAR CARRIER  
(For illustration, see preceding page)

REF. NO.	PART NO.	QUANTITY	DESCRIPTION
1	FGF-17362	1	BRAKE GROUP (includes Ref. Nos. 2 to 16 inclusive)
2	FGF-17362-55	1	SHOE AND LINING SET (2 shoes lined - includes Ref. No. 3)
3	FGF-17362-56	1	LINING SET (2 linings - includes rivets)
4	331033	1	SCREW, adjusting
5	331061	1	NUT, pivot, adjusting screw
6	331035	1	GUIDE, anchor pin shoe
7	331053	1	PIN, anchor
8	331039	1	SPRING (primary), anchor to shoe
9	331038	1	SPRING (secondary), anchor to shoe
10	331034	1	SPRING, adjusting screw
11	331020	2	SPRING, shoe hold down
12	331024	2	PIN, spring
13	331021	4	CUP, spring
14	331065	1	SOCKET, adjusting screw
15	331062	1	NUT, anchor pin
16	331027	1	WASHER, lock, anchor pin
17	FGF-7359	2	LINK, connecting
18	FGF-11504	1	CYLINDER GROUP (includes Ref. Nos. 18A to 18F inclusive)
18A	333133	1	CASTING
18B	333014	2	PISTON
18C	333015	2	CUP
18D	333016	1	SPRING, return
18E	333117	2	BOOT
18F	333146	1	SCREW, bleeder
19	ASF-5451	1	GASKET
20	FGF-15402	1	GEAR CARRIER ASSEMBLY (replaces regular part) (345 & 346 only)
21	FGF-16144	1	GEAR CARRIER ASSEMBLY (replaces regular part)
22	FG-944	1	DRUM, brake
23	FGF-4450	6	STUD, brake drum
24	FG-2071	1	PLATE, backing
25	FGF-8851	7	STUD, backing plate
26			PROPELLER SHAFT (replaces regular part) (see separate page)
27	RGF-17561	1	HOSE ASSEMBLY, rear brake (32-1/8" overall length)
28	FGF-15222	1	TUBE ASSEMBLY
29	FGF-17581	1	HOSE ASSEMBLY, front brake (17-7/8" overall length)
29A	FGF-18724	1	HOSE ASSEMBLY (has 1/8 - 27 NPT one end)
30	FGF-9524	3	CLAMP
31	FGF-12234	1	FITTING
31A	HCF-2512	1	FITTING (used with Ref. 29A)
32	FGF-12243	1	CLIP, tube
33	FGF-11604	1	CLIP, hose
34	FGF-12249	1	BOLT, fitting - with stop light (has 1/8" NPT)
34A	FGF-14186	1	BOLT, fitting (used with Ref. 31A)
36	786003	1	FITTING
36A	FGF-18726	1	FITTING (used with Ref. 29A)
37	810000	1	PLUG, pipe
38	FGF-16629	1	PLATE, support (Super Machines only)



**REAR PROPELLER SHAFT**  
 (From Transfer Case to Auxiliary Brake on Rear Axle Gear Carrier)  
 (For 344, 345, 346 Graders)

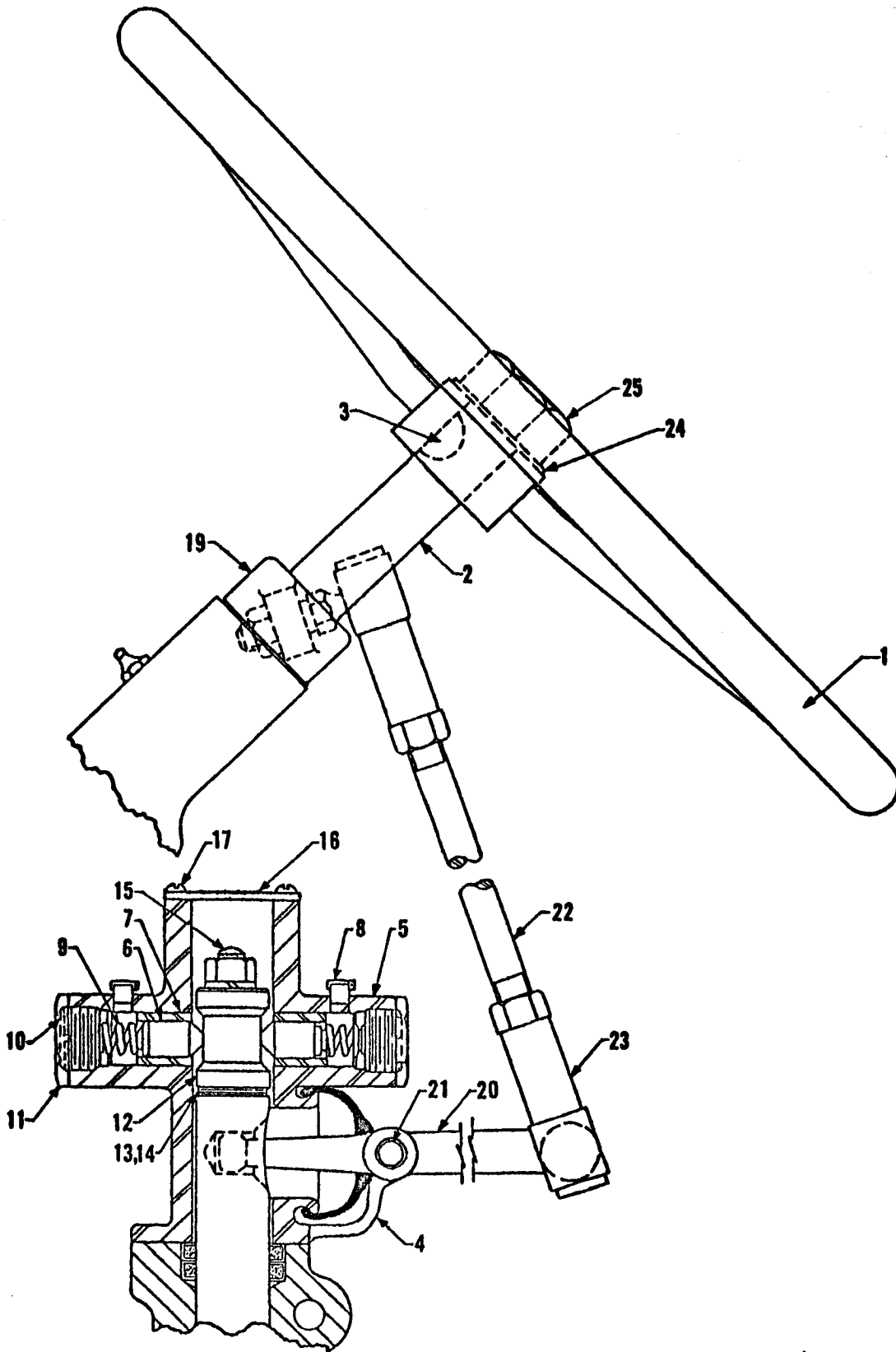
REF. NO.	PART NO.	QUANTITY	DESCRIPTION
1		1	PROPELLER SHAFT, complete
1A	FGF-8807-57	2	SPIDER AND BEARING GROUP (includes Ref. Nos. 6, 7 and 8 assembled)
2	465130	1	JOINT GROUP (includes Ref. Nos. 4 to 12 inclusive)
3	FGF-18670	1	YOKE, fitting (10 spline)
3A	FGF-18796	1	YOKE, fitting (27 involute spline)
4	FGF-9717-55	12	CAPSCREW
6		8	BEARING GROUP (not sold separately. Order Ref. No. 1A)
7	465149	8	WASHER, cork
8		2	SPIDER GROUP (not sold separately. Order Ref. No. 1A)
9	465118	1	SLIP YOKE with dust cup
10	465013	1	RETAINER, felt
11	465017	1	FELT
12	465018	2	WASHER, felt retainer
13	FGF-18140-55	1	PROPELLER TUBE AND JOINT GROUP (includes Ref. Nos. 4, 6, 7, 8 and 14)
14	465325	1	PROPELLER TUBE GROUP
15	FGF-10797-57	4	CAPSCREW
16	FGF-18709	1	YOKE, flanged (10 spline)
16A	FGF-19594	1	YOKE, flanged (31 involute spline)



**REAR PROPELLER SHAFT**  
 (From Transfer Case to Auxiliary Brake on Rear Axle Gear Carrier)  
 (For 364, 365, 366 Graders)

REF. NO.	PART NO.	QUANTITY	DESCRIPTION
1		1	PROPELLER SHAFT, complete
1A	FGF-8807-57	2	SPIDER AND BEARING GROUP (includes Ref. Nos. 6, 7 and 8 assembled)
2	465289	1	JOINT GROUP (includes Ref. Nos. 4 to 12 inclusive)
3	FGF-18670	1	YOKE, fitting (10 spline)
3A	FGF-18796	1	YOKE, fitting (27 involute spline)
4	FGF-9717-55	12	CAPSCREW
6		8	BEARING GROUP (not sold separately. Order Ref. No. 1A)
7	465149	8	WASHER, cork
8		2	SPIDER GROUP (not sold separately. Order Ref. No. 1A)
9	465292	1	SLIP YOKE with dust cup
10	465013	1	RETAINER, felt
11	465293	1	FELT
12	465294	2	WASHER, felt retainer
13	FGF-18139-55	1	PROPELLER TUBE AND JOINT GROUP (includes Ref. Nos. 4, 6, 7, 8 and 14)
14	465314	1	PROPELLER TUBE GROUP
15	FGF-10797-57	4	CAPSCREW
16	FGF-18710	1	YOKE, flanged (10 spline)
16A	FGF-19598	1	YOKE, flanged (31 involute spline)





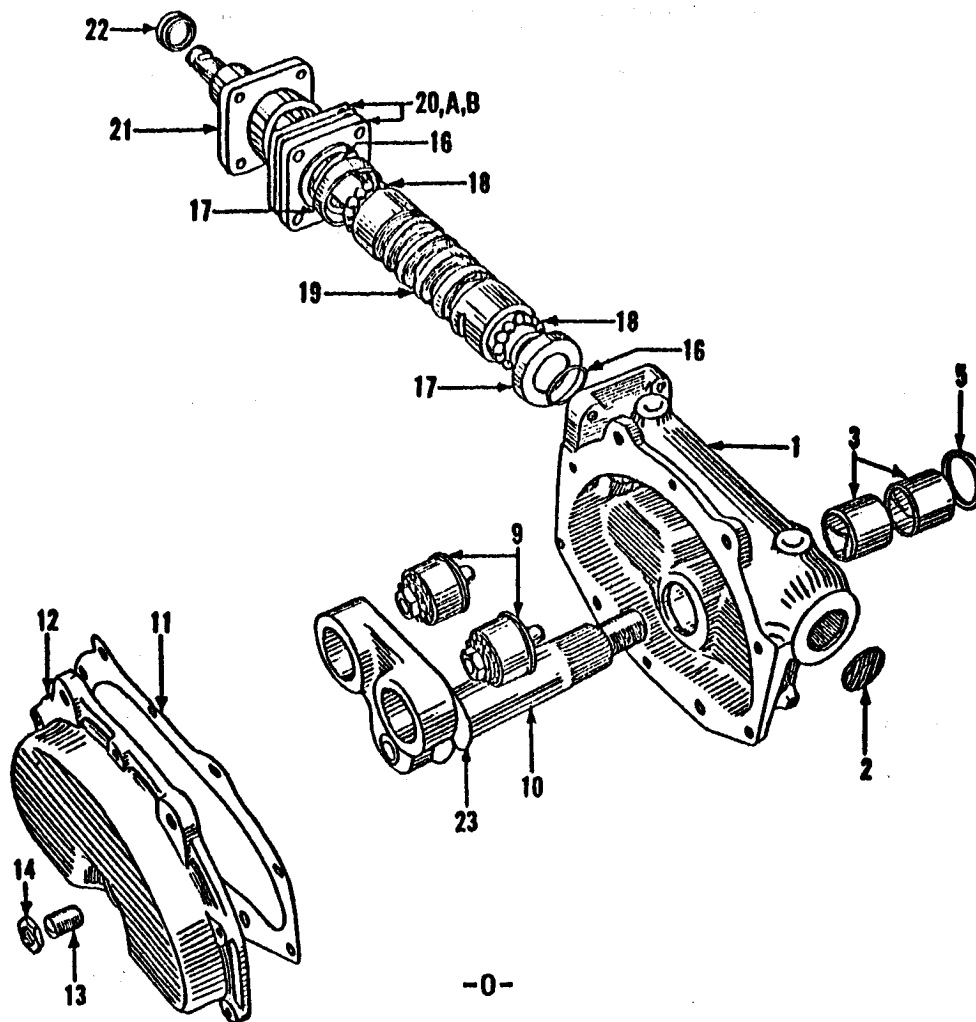
(For Part Numbers,  
see next page)

DUOMATIC FRONT STEER MECHANISM

**DUOMATIC FRONT STEER MECHANISM**  
 (For illustration, see preceding page)

REF. NO.	PART NO.	QUANTITY	DESCRIPTION
1	FGF-15600	1	WHEEL, steering
2	FGF-15491	1	SHAFT, steering wheel
3	111008	1	KEY, Woodruff
4	FG-2386	1	BRACKET, valve lever
5	FG-2448	1	HOUSING, valve sleeve
6	FGF-15615	2	PLUNGER, valve spool
7	FGF-15660	2	BUSHING, valve housing
8	FGF-15621	2	CUP, oil
9	FGF-15672	2	SPRING, valve housing
10	FGF-15764	2	SCREW, adjusting, valve spool
11	724010	2	PALNUT
12	FGF-16055	1	SPOOL, valve plug
13	FGF-15616	3	SHIM (.010), valve spool
14	FGF-15661	3	SHIM (.020), valve spool
15	FGF-16056	1	STUD, steer spool
16	FGF-15663	1	COVER, housing
17	747082	2	SCREW, machine
18	FGF-15749	1	INSTRUCTION TAG (not illustrated)
19	FG-2466	1	LEVER, counterbalance
20	FG-2418	1	LEVER, valve shift
21	FGF-15673	1	BUSHING, valve shift lever
22	FGF-15603	1	ROD, steering link
23	FGF-15602	2	JOINT, ball and socket
24	766015	1	WASHER, lock, external teeth
25	726010	1	NUT, jam

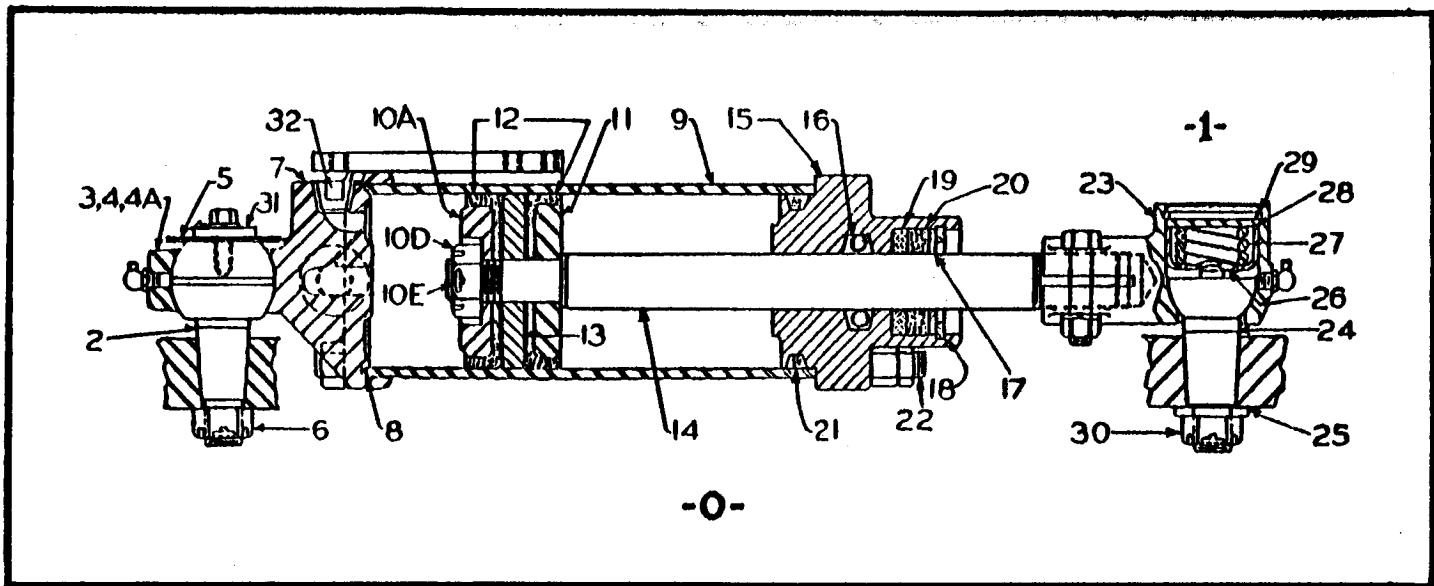
**Note:** For parts not identified, refer to standard equipment hydraulic valve control pages.



-0-

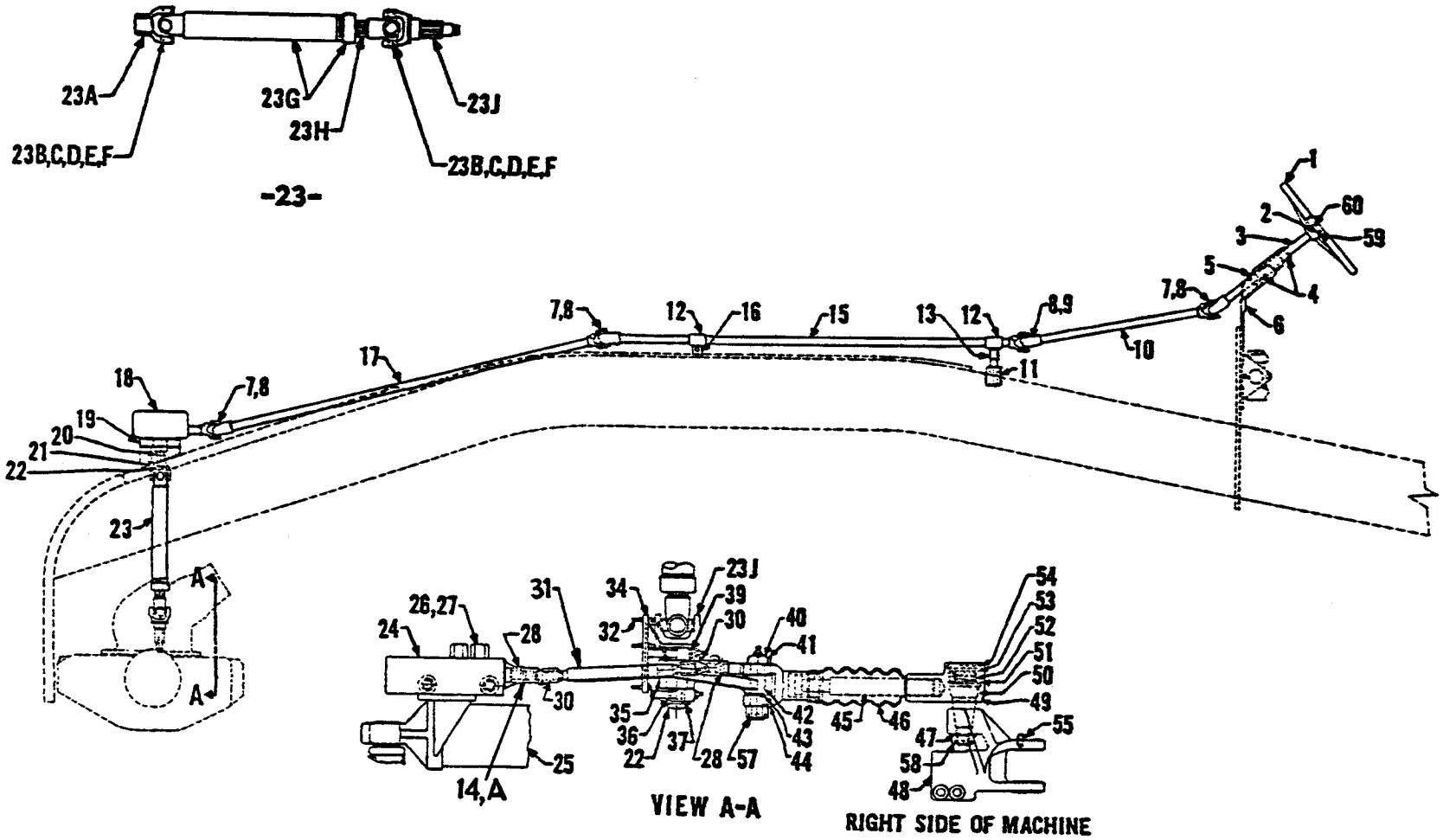
STEERING GEAR UNIT  
FOR FRONT WHEEL BOOSTER STEERING

REF. NO.	PART NO.	QUANTITY	DESCRIPTION
0	FGF-12840	1	STEERING GEAR UNIT
1	422117	1	HOUSING ASSEMBLY (includes Ref. 3)
2	422126	1	PLUG, expansion
3	422040	2	BUSHING
5	422041	1	SEAL, oil
9	422112	1 Set	STUD ROLLER BEARING GROUP (one set consists of two matched units)
10	422014	1	LEVERSHAFT ASSEMBLY
11	422026	1	GASKET, side cover
12	422023	1	COVER, side
13	422024	1	SCREW, adjusting
14	422025	1	NUT, lock
16	422049	2	RING, retaining
17	422047	2	CUP, ball
18	422048	28	BALL
19	422115	1	CAM AND SHAFT ASSEMBLY
20	422061	As req'd	SHIM (.002)
20A	422062	As req'd	SHIM (.003)
20B	422063	As req'd	SHIM (.010)
21	422123	1	COVER ASSEMBLY (includes Ref. 22)
22	422021	1	SEAL, oil
23	422120	2	WASHER, spring



RAM FOR FRONT WHEEL BOOSTER STEERING

REF. NO.	PART NO.	QUANTITY	DESCRIPTION
0		1	STEERING RAM GROUP (part of FGU-2812)
1	FGUS-9206	1	SOCKET GROUP (Ref. 23 to 30 inclusive)
2	PGF-8823	1	STUD, ball
3	PGF-19042	1	CAP, ball
4	MGF-1992	4	SHIM, ball cap (.024)
4A	PGF-11856	4	SHIM, ball cap (.010)
5	PGF-3318	1	WASHER
6	734010	1	NUT, slotted
7	PGF-18317	1	BASE (used with PGF-18584 Booster Valve)
8	PGF-9648-69	2	"O" RING
9	PGF-16372	1	CYLINDER
10A	PGF-10805	1	SPREADER, outer
10D	PGF-11547	1	NUT, slotted
10E	166037	1	PIN, cotter
11	PGF-8227	1	SPREADER, inner
12	PGF-17086	2	CUP
13	PG-A-694	1	PISTON
14	PGF-8982	1	ROD, piston
15	PG-A-2000	1	HEAD
16	PGF-9648-27	1	"O" RING
17	PGF-13171	1	WASHER
18	PGF-4515	1	RING, snap
19	PGF-7022	1	FELT
20	PGF-7026	1	WIPER
21	PGF-9648-1	1	"O" RING
22	PGF-16374	4	ROD, tie
23	PGF-4256	1	SOCKET
24	PGF-9939	1	STUD, ball
25	PGF-9944	1	WASHER, ball stud
26	PGF-4258	1	SEAT, spring
27	PGF-4259	1	SPRING
28	PGF-4261	1	PLUG
29	PGF-4260	1	WIRE, lock
30	737009	1	NUT, slotted
31	PGF-10314	1	PLATE, washer
32	812003	1	PLUG, pipe



LINKAGE FOR FRONT WHEEL BOOSTER STEERING

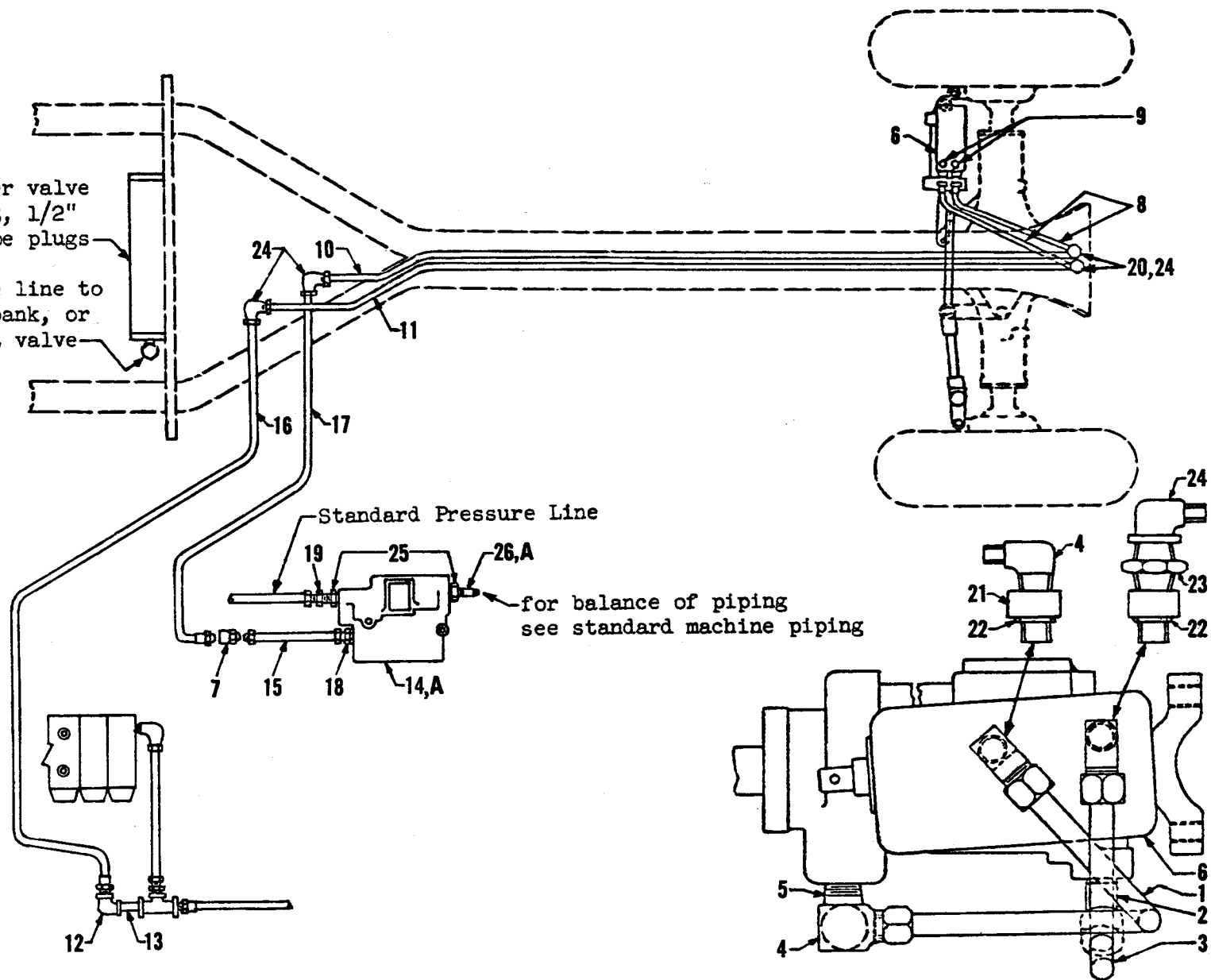
(For Part Numbers, see next page)

LINKAGE FOR FRONT WHEEL BOOSTER STEERING  
(For illustration, see preceding page)

REF. NO.	PART NO.	QUANTITY	DESCRIPTION
1	FGF-15600	1	WHEEL, steering
2	111008	1	KEY, Woodruff
3	FGF-16221	1	SHAFT, steering wheel
4			BUSHING, steering wheel shaft support (see hydraulic valve control page)
5	FGF-16222	1	COLLAR, steering wheel shaft
6			SUPPORT, steering wheel shaft (see hydraulic valve control page)
7	FGF-12845	3	JCINT, steering shaft
8	111010	7	KEY, Woodruff
9	FGF-12819	1	JOINT, steering shaft
10	FGF-12849	1	SHAFT, rear steering
11	FGF-12049	1	SUPPORT, steering shaft (welded to frame)
12	FG-1282	2	BEARING, steering shaft
13	FGF-6563	1	PIN, steering shaft support
14	FGF-18425	1	ADAPTER
14A	967199	1	PIN FOR ADAPTER
15	FGF-12847	1	SHAFT, center steering
16	FGF-12050	1	SUPPORT, steering shaft bearing (welded to frame)
17	FGF-12848	1	SHAFT, front steering
18			STEERING GEAR UNIT (see separate page)
19	FGF-12172	1	BRACKET, steering gear unit (welded to frame)
20	FGF-12827	1	RING, snap
21	FGF-12747	1	WASHER, upper
22	FGF-12030	2	NUT, slotted
23	FGF-12885	1	PROPELLER SHAFT, complete
23A	465233	1	YOKE, slip
23B	465225	2	SPIDER AND BEARING GROUP (includes Ref. Nos. 23C, D and E assembled; also Ref. No. 23F)
23C		8	BEARING GROUP (not sold separately. Order Ref. No. 23B)
23D	465150	8	WASHER, cork
23E		2	SPIDER GROUP (not sold separately. Order Ref. No. 23B)
23F	465226	8	RING, snap
23G	465251	1	PROPELLER TUBE AND CAP GROUP
23H	465252	1	WELD YOKE AND STUB SHAFT GROUP
23J	465224	1	YOKE, slip
24	FGF-18584	1	VALVE UNIT (see separate page for breakdown)
25			RAM (see separate page)
26	FGF-18590	2	ADAPTER, steer valve
27	FGF-9648-41	2	"O" RING, steer valve adapter
28	739100	2	PIN, groove
30	FGF-13725	2	JOINT, universal
31	FGF-18588	1	ROD, steer valve
32	FGF-15601	6	STUD, bracket
34	FGF-15074	1	BRACKET (incl. Ref. Nos. 36, 39 & brg. cup 313098)
35	FGA-2138	1	ARM, steering
36	FGF-12458	1	BUSHING, lower, steering arm
37	FGF-12459	1	WASHER, lower
39	FGF-12886	1	BUSHING, upper, steering arm
40	FGF-12008	1	BOLT, steer valve pivot
41	FGF-5502	1	PIN, locking (for yoke pivot bolt)
42	FGF-13759	1	BUSHING, steering arm
43	FGF-13729	4	WASHER, steering arm
44	FGF-13733	1	YOKE (also order FGF-5502 pin)
45	FGF-13730	1	SHAFT with adjusting nut and bushing
46	FGF-14199	1	BOOT, shaft
47	FGF-9944	1	WASHER, ball stud
48	FG-2074	1	FORK, tie rod (also order FGF-13270 pin)
49	FGF-4256	1	SOCKET
50	FGF-9939	1	STUD, ball
51	FGF-4258	1	SEAT, spring
52	FGF-4259	1	SPRING
53	FGF-4261	1	PLUG
54	FGF-4260	1	WIRE, lock
55	FGF-13270	1	PIN, locking (for fork bolt)
57	734011	1	NUT, slotted
58	734010	1	NUT, slotted
59	766015	1	WASHER, lock, external teeth
60	726010	1	NUT, jam

Plug front steer valve  
with two 813003, 1/2"  
square head pipe plugs

Note: Attach pressure line to  
last valve in bank, or  
last attachment valve



(For Part Numbers,  
see next page)

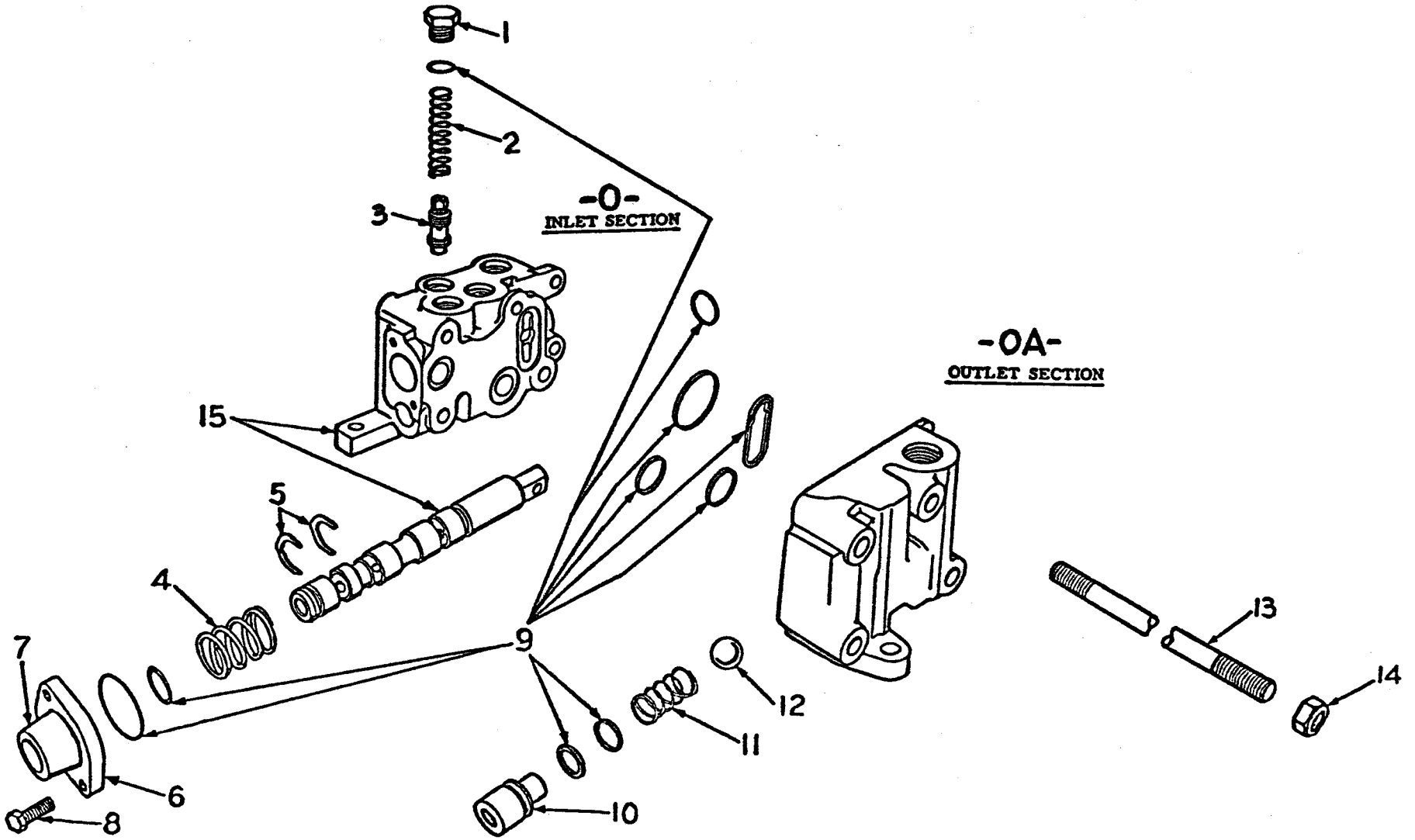
Top View of Booster Valve at Steer Ram

HYDRAULIC PIPING PARTS FOR FRONT WHEEL BOOSTER STEERING

HYDRAULIC PIPING PARTS FOR FRONT WHEEL BOOSTER STEERING  
(For illustration, see preceding page)

REF. NO.	PART NO.	QUANTITY	DESCRIPTION
1	FGF-16318	1	TUBE ASSEMBLY
2	FGF-10331-7	1	ELBOW, 45° male
3	FGF-18599	1	TUBE ASSEMBLY
4	FGF-10144-7	2	ELBOW, 90° male
5	FGF-9537-4	1	ELBOW, 90° male
6	FGF-18584	1	BOOSTER VALVE (also see separate page)
7	HCF-10765-8	1	CONNECTOR
8	FGF-10772	2	HOSE ASSEMBLY (45-3/8" overall length)
9	HCF-7630-8	2	COUPLING, 90° male
10	FGF-19695	1	TUBE ASSEMBLY
11	FGF-19696	1	TUBE ASSEMBLY
12	522004	1	ELBOW, 90°
13	532142	1	NIPPLE
14	FGF-19277	1	VALVE, flow divider (also see separate page)
14A	FGF-20048	1	VALVE, flow divider (also see separate page)
15	FGF-19252	1	TUBE ASSEMBLY
16	FGF-19266	1	TUBE ASSEMBLY
17	FGF-17805	1	TUBE ASSEMBLY
18	HCF-7629-6	1	COUPLING, "O" ring
19	FGF-10143-18	1	COUPLING
20	FGF-12287-4	2	COUPLING, 45° swivel
21	FGF-18590	2	ADAPTER
22	FGF-9648-41	2	"O" RING
23	FGF-18591-4	1	NIPPLE
24	FGF-10145-7	5	ELBOW
25	HCF-14698-6	2	ADAPTER
26	530183	1	NIPPLE (used with Ref. 14)
26A		1	STANDARD PRESSURE LINE HOSE (used with Ref. 14A)





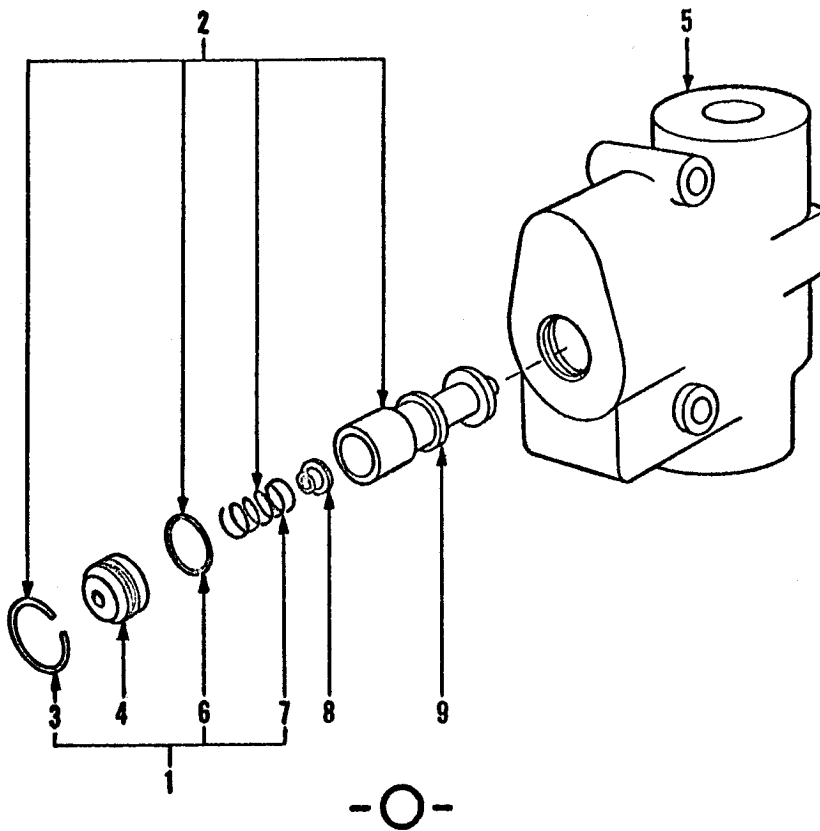
-00-

BOOSTER STEER VALVE

(For Part Numbers,  
see next page)

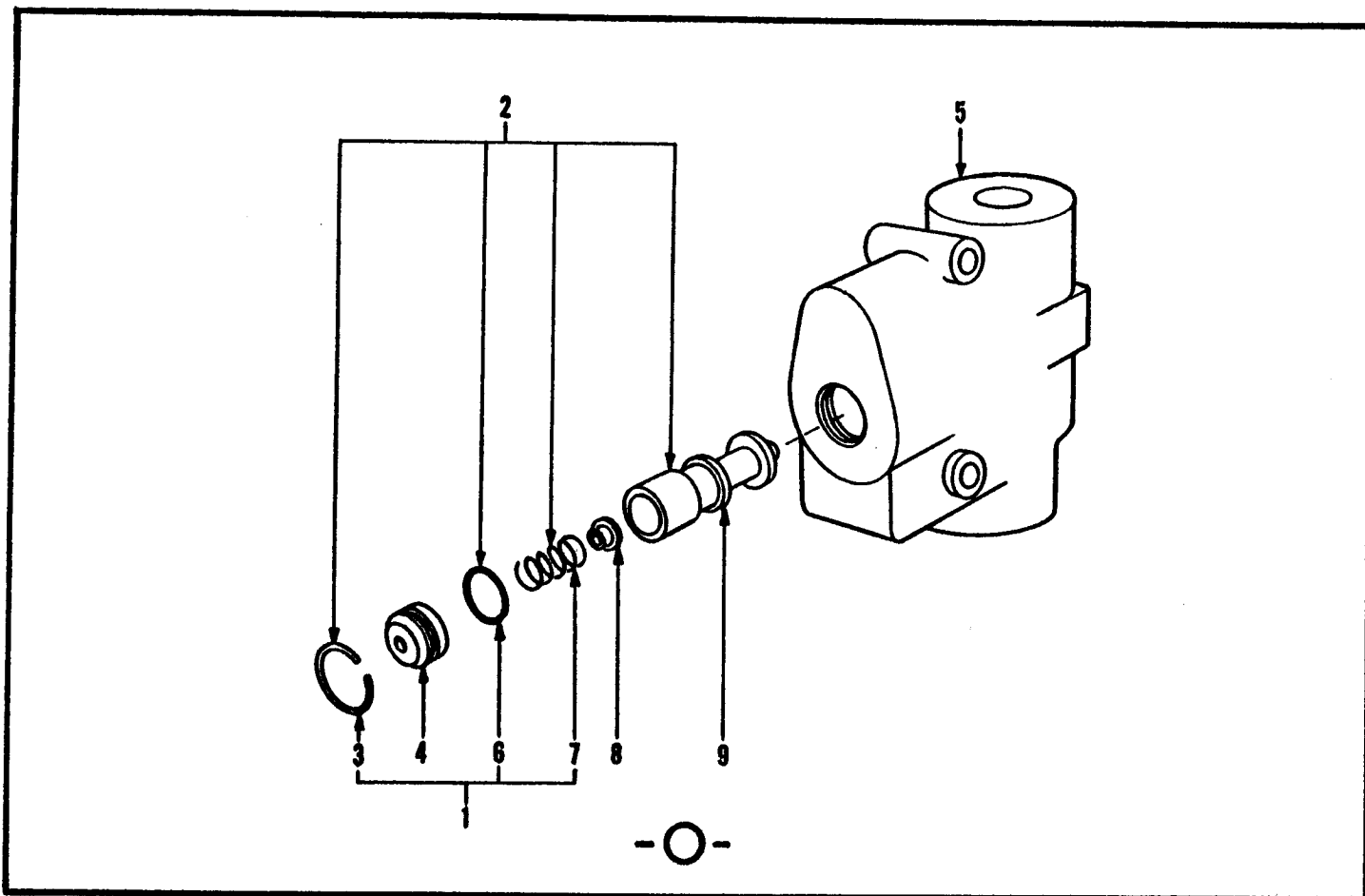
**BOOSTER STEER VALVE**  
(For illustration, see preceding page)

REF. NO.	PART NO.	QUANTITY	DESCRIPTION
00	PGF-18584	1	VALVE (includes Ref. 0 and OA)
0	503571	1	INLET SECTION (includes Ref. 1 to 15 inclusive)
0A	503572	1	OUTLET SECTION
1	503573	1	PLUG
2	503574	1	SPRING
3	503575	1	RELIEF VALVE SUB-ASSEMBLY
4	503576	1	SPRING, centering
5	503577	2	"C" WASHER
6	503578	1	RETAINER, end cap
7	503579	1	SLEEVE, end cap
8	503580	2	SCREW
9	503581	1	GASKET KIT
10	503582	1	PLUG
11	503583	1	SPRING, check valve
12	503199	1	BALL
13	503584	4	STUD
14	503308	8	NUT
15		1	SPOOL AND BODY (order Ref. 0)



FLOW DIVIDER  
(Superseded)

REF. NO.	PART NO.	QUANTITY	DESCRIPTION
0	FGF-19277	1	FAWICK VALVE GROUP - Model 1085-021-5 (includes Ref. Nos. 3 to 9 inclusive)
1	501073	1	KIT, seal and spring (includes Ref. Nos. 3, 6 and 7)
2	501074	1	KIT, piston replacement (includes Ref. Nos. 3, 6, 7 and 9)
3		1	RING, retaining (order Ref. 1 or 2)
4	501077	1	CAP, end
5	501075	1	BODY
6		1	"O" RING
7		1	SPRING
			} (order Ref. 1 or 2)
8	501076	1	ORIFICE
9		1	PISTON, control (order Ref. 2)

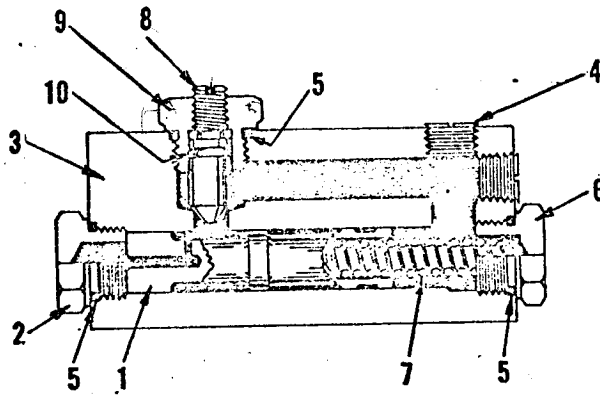


FLOW DIVIDER  
(Machines 14292 and Up)

REF. NO.	PART NO.	QUANTITY	DESCRIPTION
0	FGF-20048	1	FAWICK VALVE GROUP - Model 1085-021-6 (includes Ref. Nos. 3 to 9 inclusive)
1	501073	1	KIT, seal and spring (includes Ref. Nos. 3, 6 and 7)
2	501074	1	KIT, piston replacement (includes Ref. Nos. 3, 6, 7 and 9)
3		1	RING, retaining (order Ref. 1 or 2)
4	501077	1	CAP, end
5	501075	1	BODY
6		1	"O" RING
7		1	SPRING
			} (order Ref. 1 or 2)
8	501117	1	ORIFICE
9		1	PISTON, control (order Ref. 2)

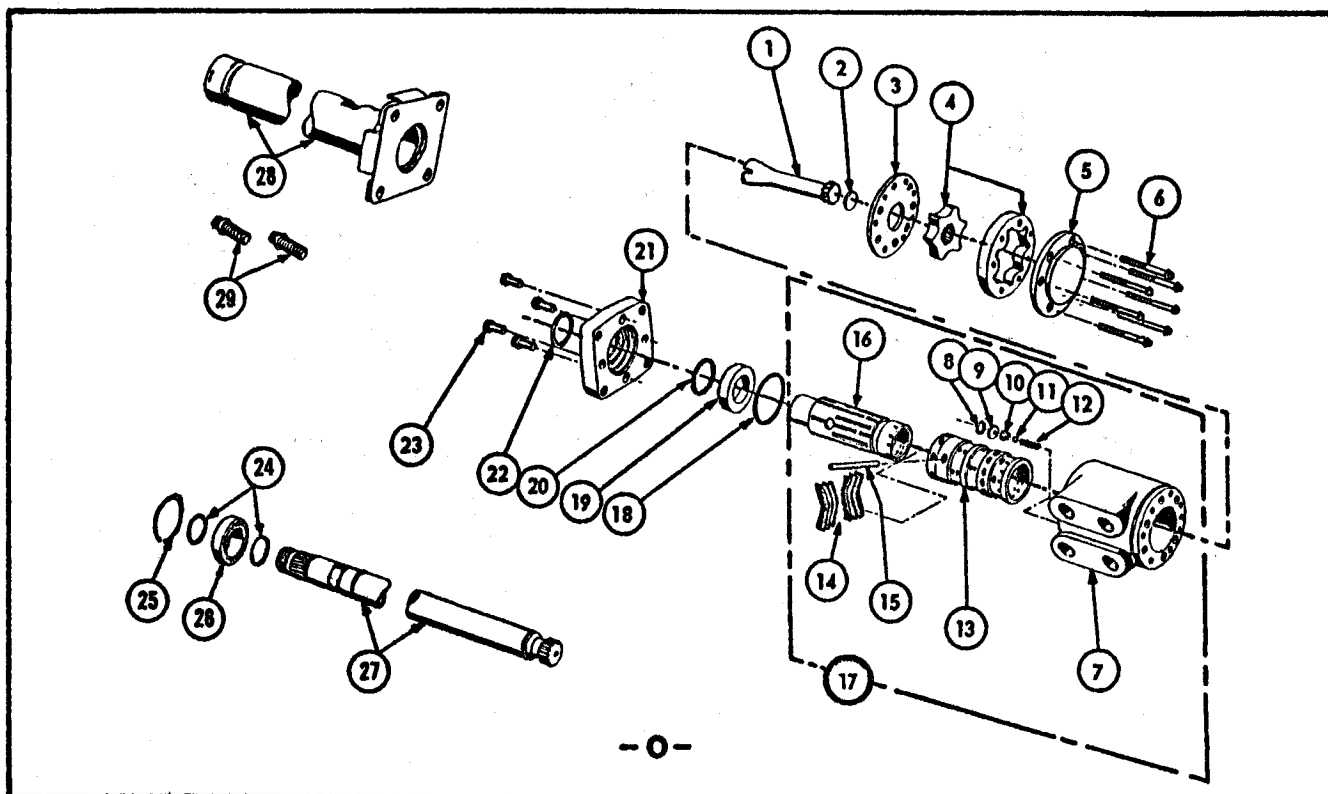
CURRENT  
 Machine # HS of 7/70

GRADER.  
 Hyd. no. 300, 400, 500



FLOW DIVIDER

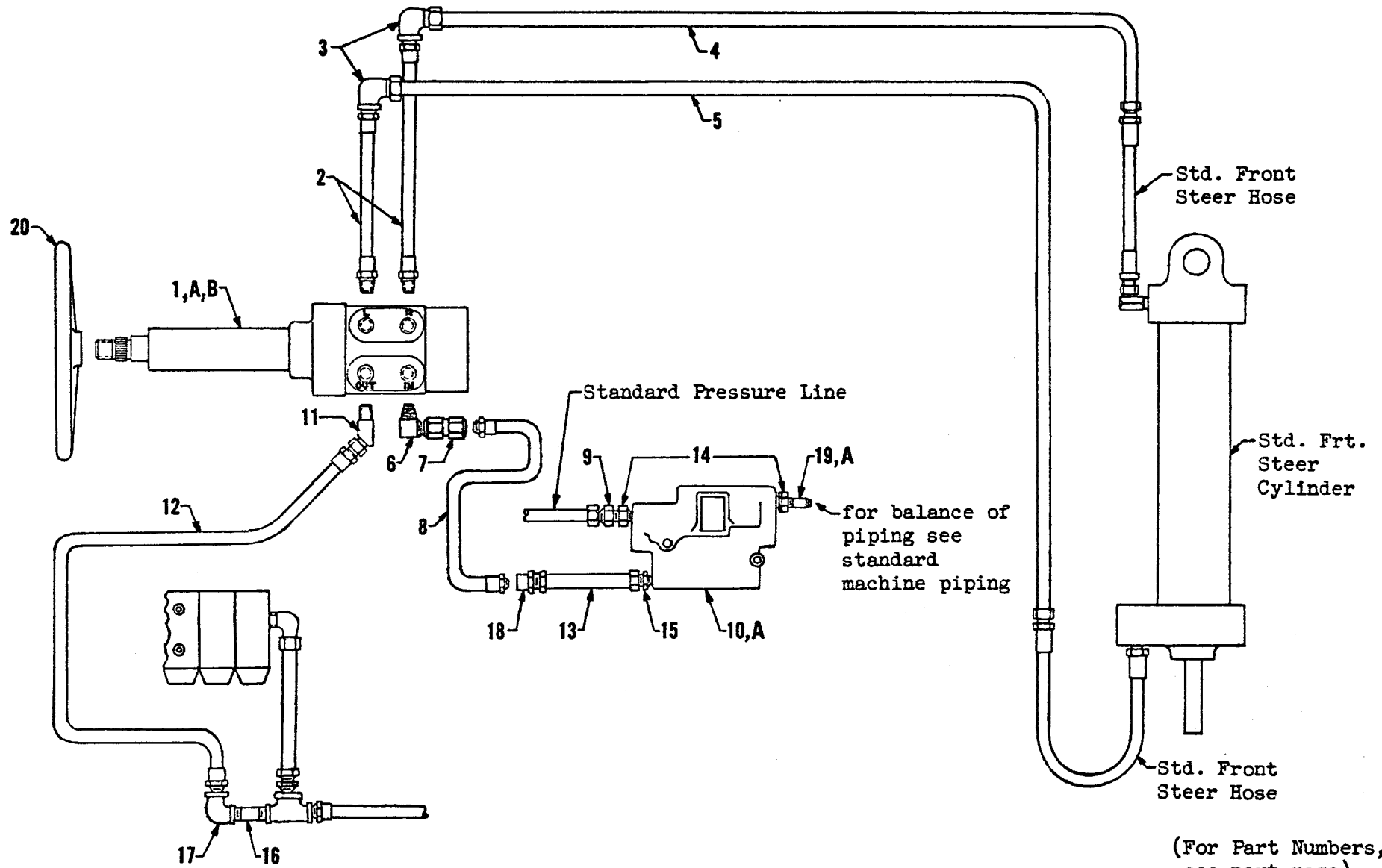
NO.	PART NO.	QUANTITY	DESCRIPTION
0	EGF-20259	1	VALVE GROUP - Racine Hyd. No. 989512 (includes Ref. Nos. 1 to 10 inclusive)
1	220299	1	SPOOL
2	220300	1	PLUG
3	220301	1	BODY
4	220302	2	PLUG, pipe
5	220303	3	"O" RING
6	220304	1	PLUG
7	220305	1	SPRING
8	220306	1	NEEDLE, adjusting
9	220307	1	PLUG
10	220308	1	"O" RING



- 0 -

STEERING UNIT - ORBITROL

REF. NO.	PART NO.	QUANTITY	DESCRIPTION
0	FGF-17642	1	STEERING UNIT - ORBITROL (includes Ref. 1 to 29 inclusive)
1	190042	1	DRIVE
2	190024	1	SPACER
3	190047	1	PLATE
4	190025	1	GEROTOR SET
5	190046	1	CAP, end
6	190045	7	CAPSCREW
7		1	HOUSING (not sold separately) - (see Ref. 17)
8	190037	1	"O" RING, seal
9	190048	1	PLUG, seal
10	190059	1	SEAT, check
11	190040	1	BALL, steel
12	190041	1	SPRING, compression
13		1	SLEEVE, control (not sold separately) - (see Ref. 17)
14	190034	6	SPRING, centering
15	190035	1	PIN, centering
16		1	SPOOL, control (not sold separately) - (see Ref. 17)
17	190036	1	CONTROL PARTS ASSEMBLY
18	190033	1	"O" RING, seal
19	190032	1	BUSHING, cap locator
20	190031	1	SEAL, quad ring
21	190029	1	PLATE, mounting
22	190028	1	SEAL, oil
23	190049	4	CAPSCREW
24	190053	2	RING, snap
25	190080	1	RING, retaining
26	190052	1	BEARING
27	190081	1	STEERING SHAFT ASSEMBLY
28	190082	1	TUBE AND FLANGE ASSEMBLY
29	190083	2	CAPSCREW



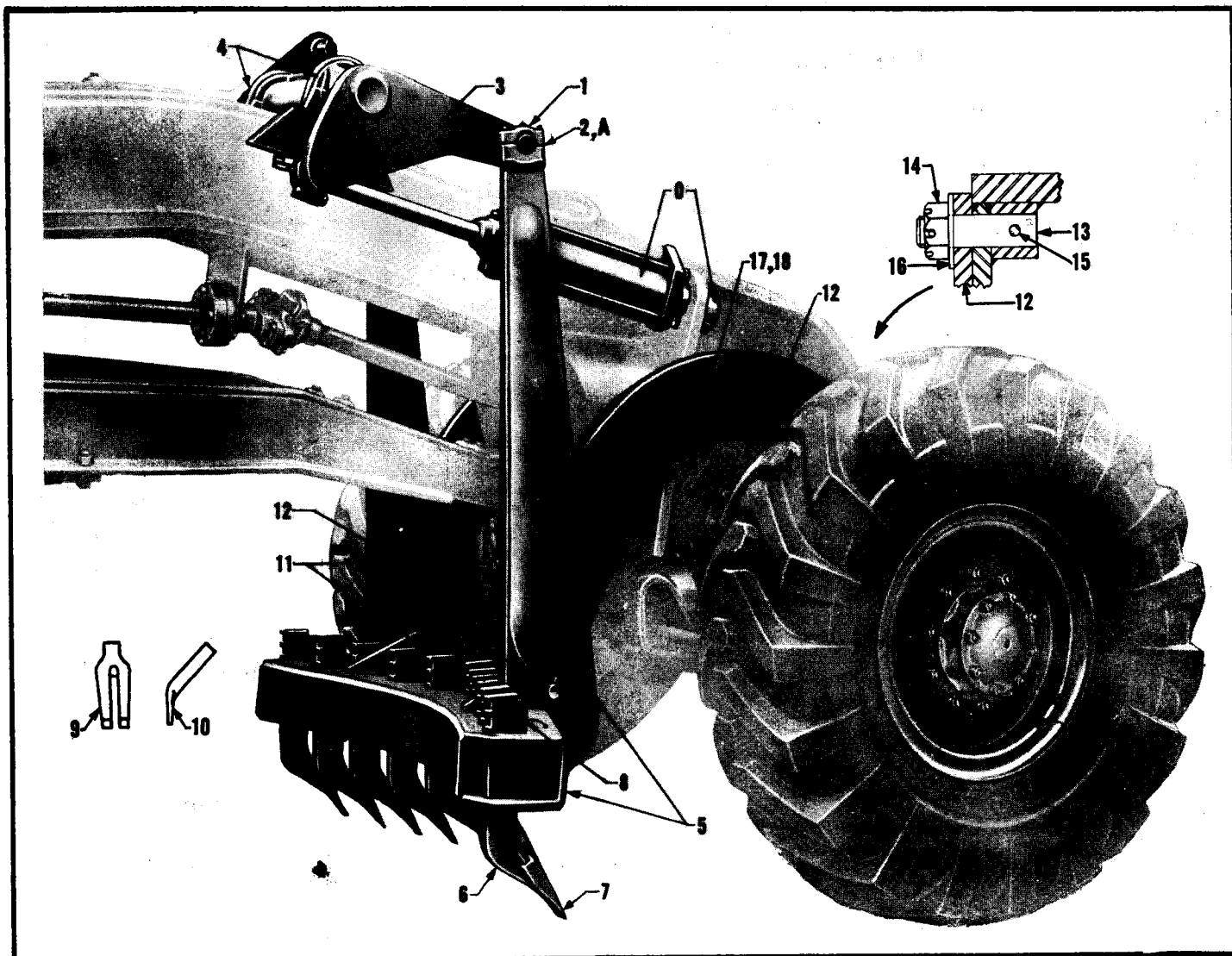
HYDRAULIC PIPING DIAGRAM  
ORBITROL STEER

(For Part Numbers,  
see next page)

HYDRAULIC PIPING DIAGRAM  
ORBITROL STEER  
(For illustration, see preceding page)

REF. NO.	PART NO.	QUANTITY	DESCRIPTION
1	PGF-17642	1	ORBITROL STEERING UNIT (also see separate page)
1A	PGF-17660	1	BRACKET
1B	HTF-382	1	SPACER, valve bracket
2	PGF-17805	2	HOSE, orbitrol to ram (14" overall length)
3	PGF-10145-7	2	ELBOW, 90° female
4	PGF-17804	1	PIPE ASSEMBLY - front steer cylinder
5	PGF-17803	1	PIPE ASSEMBLY - front steer cylinder
6	PGF-19323-6	1	ELBOW, 90°
7	PGF-17661	1	VALVE, check
8	PGF-19270	1	HOSE ASSEMBLY - steer unit to flow divider (18-1/2" overall length)
9	PGF-10143-18	1	COUPLING, male connector
10	PGF-19277	1	VALVE, flow divider (also see separate page)
10A	PGF-20048	1	VALVE, flow divider (also see separate page)
11	PGF-12287-3	1	ELBOW, 45° male swivel
12	PGF-19269	1	HOSE, return line from Orbitrol Steer Unit (30" overall length)
13	PGF-19252	1	TUBE ASSEMBLY
14	HCF-14698-6	2	ADAPTER, female
15	HCF-7629-6	1	COUPLING, male connector - "O" ring
16	532142	1	NIPPLE
17	522004	1	ELBOW, 90°
18	HCF-10765-8	1	CONNECTOR, female
19	530183	1	NIPPLE (used with Ref. 10)
19A		1	STANDARD PRESSURE LINE HOSE (used with Ref. 10A)
20	PGF-17666	1	STEERING WHEEL

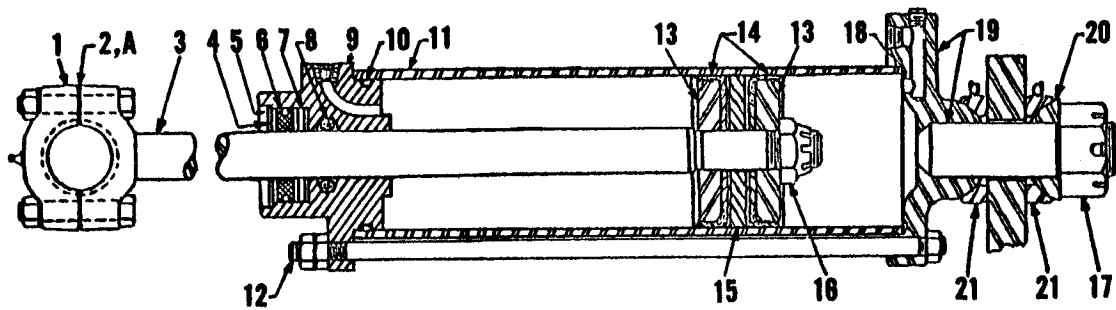




SCARIFIER

REF. NO.	PART NO.	QUANTITY	DESCRIPTION
0			SCARIFIER RAM GROUP (see separate group)
1	FGF-19042	2	CAP, ball
2	MGF-1992	4	SHIM, ball cap (.024)
2A	FGF-11856	8	SHIM, ball cap (.010)
3	FGF-14634	1	SHAFT, lift
4	FGF-8390	2	"U" BOLT
5	FGF-18962	1	BLOCK
6	FGF-5375	11	SHANK, tooth
7	FGF-5376	11	POINT, tooth
8	FGF-16401	11	WEDGE, tooth
9	FGF-5698	1	REMOVER, tooth point
10	MGF-2454	1	REMOVER, tooth wedge
11	FGF-9049	2	PIN
12	FGF-17570	2	ARM
13	FGF-6640	2	PIN
14	FGF-6641	2	NUT, slotted
15	FGF-14786	2	PIN
16	MGF-1185	2	WASHER
17	FGF-13637	1	* LATCH, arm - R.H.
18	FGF-13638	1	* LATCH, arm - L.H.

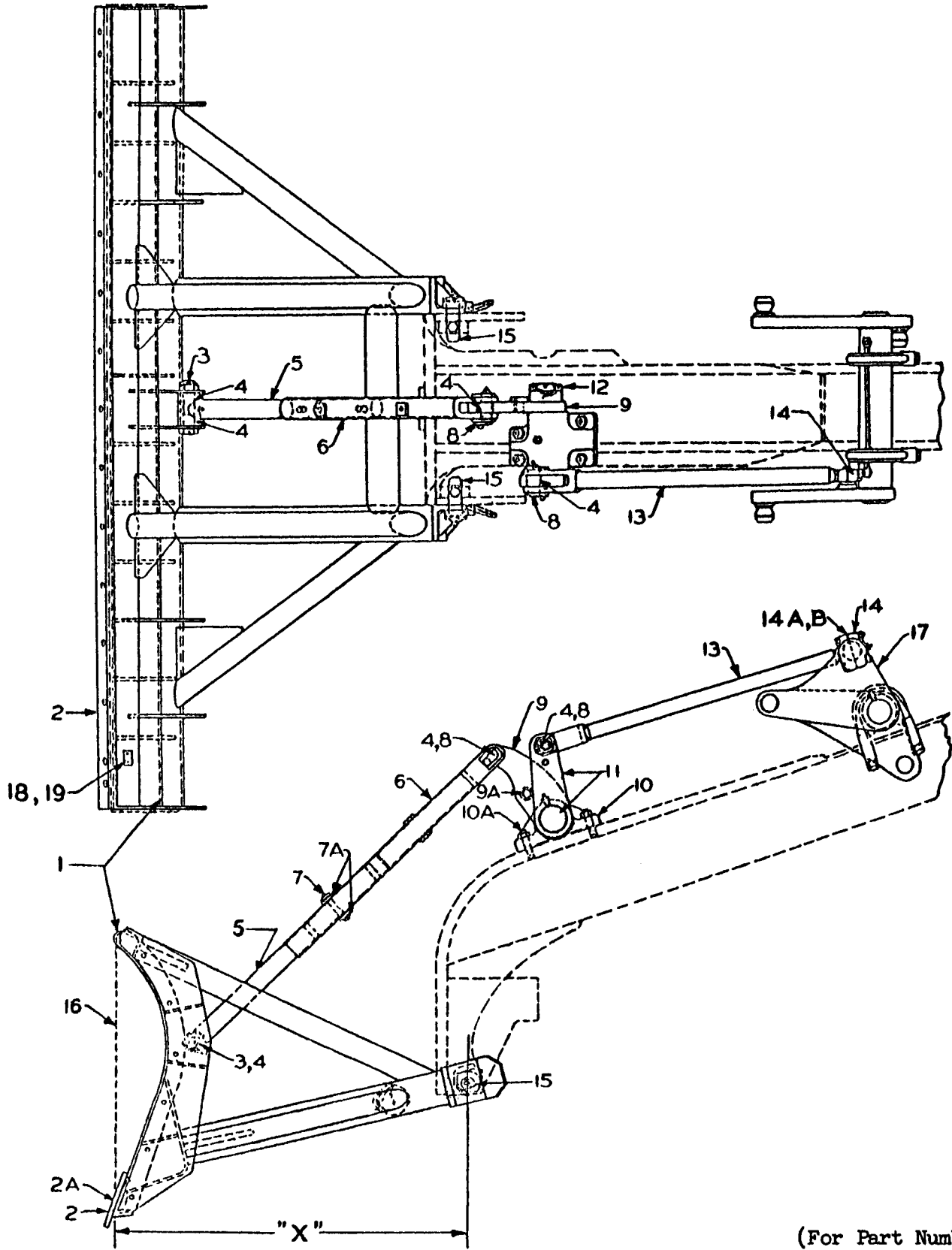
Note: \* Indicates parts used when machine is equipped with a bulldozer or snow plow in addition to scarifier.



- O -

SCARIFIER RAM  
(Also used with Bulldozer)

REF. NO.	PART NO.	QUANTITY	DESCRIPTION
0	FGU-2849	1	RAM GROUP (includes Ref. 1 to 19 inclusive)
1	FGF-19042	1	CAP, ball
2	MGF-1992	4	SHIM, ball cap (.024)
2A	FGF-11856	4	SHIM, ball cap (.010)
3	FGF-19894	1	ROD, piston
4	SFF-1098	1	WASHER
5	SFF-1094	1	RING, snap
6	FGF-9225	1	WIPER
7	SFF-1122	1	RING, felt wiper
8	FGF-9648-29	1	"O" RING
9	FG-A-2014	1	HEAD
10	FGF-9648-19	1	"O" RING
11	FGF-16914	1	CYLINDER
12	FGF-16913	4	ROD, tie
13	FGF-3255	2	SPREADER
14	FGF-11776	2	CUP
15	FG-A-862	1	PISTON
16	911012	1	NUT
17	FGF-6641	1	NUT, slotted
18	FGF-9648-76	1	"O" RING
19	FGF-16912	1	BASE WITH SHAFT
20	FG-1926	1	PLATE, ball
21	FG-1709	2	SOCKET

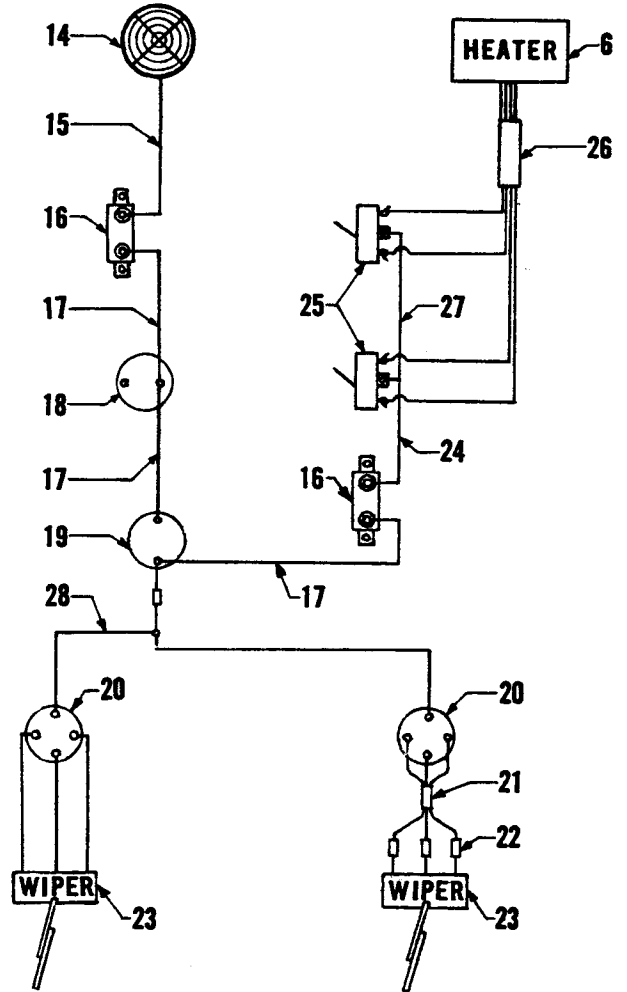
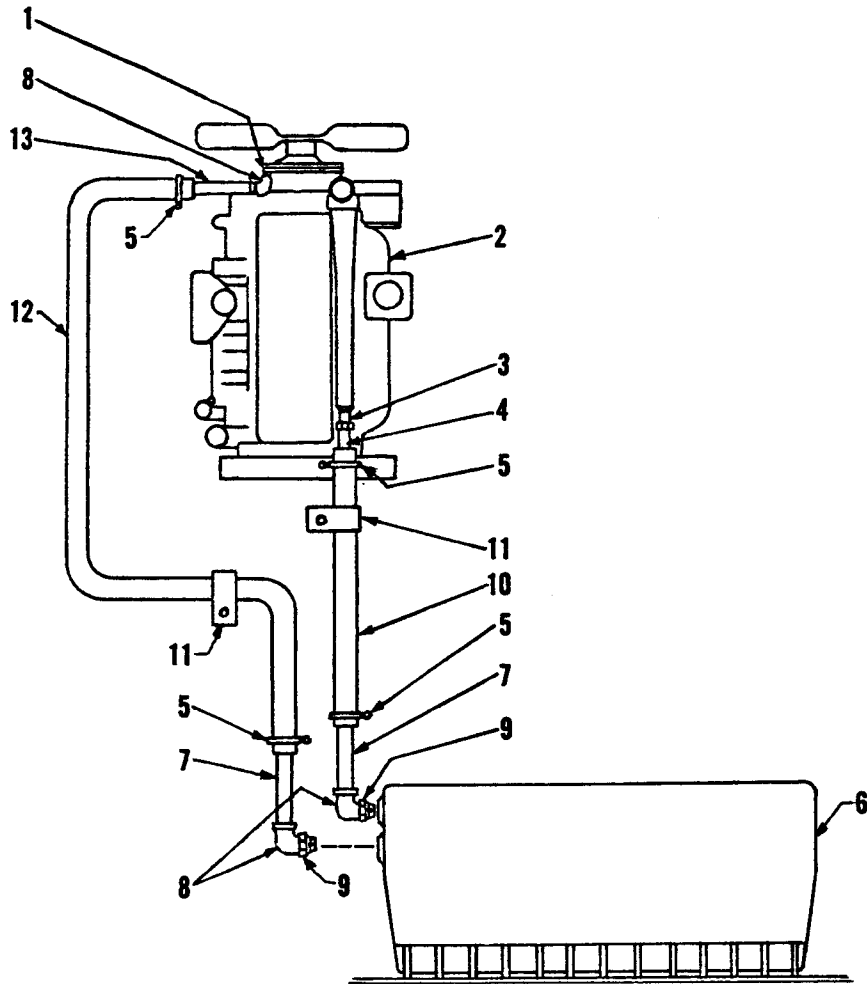


(For Part Numbers, see next page)

BULLDOZER

BULLDOZER  
(For illustration, see preceding page)

REF. NO.	PART NO.	QUANTITY	DESCRIPTION
1	RGU-2933	1	BLADE ASSEMBLY WITH BIT (includes Ref. 2 and 2A) - ("X" = 54-5/8")
2	RGF-9556	1	BIT (5/8" x 8" x 9')
2A	RGF-6461	15	BOLT, bit
3	RGF-10726	1	PIN
4	SPF-1100	4	BUSHING
5	RGF-17358	1	ROD, lift
6	RGF-10721	1	TUBE, lift
7	SPF-1085	1	PIN
7A	762009	2	WASHER, plain
8	RGF-10731	2	PIN
9	RGF-10734	1	ARM
9A	SPF-1193	1	BUSHING
10	RG-1815	1	SUPPORT
10A	RGF-10730	4	STUD
11	RGF-11849	1	SHAFT, lift
12	RG-728	1	NUT, slotted, lift shaft
13	RGF-19055	1	ROD, connecting
14	RGF-19042	1	CAP, ball
14A	RGF-11856	4	SHIM, ball cap (.010)
14B	MGF-1992	4	SHIM, ball cap (.024)
15	RGF-10736	2	PIN, pivot
16	RGU-1690	1	BLADE LANDSIDE (special order)
17	RGF-14634	1	SHAFT, scarifier lift
18	RGF-17639	1	PLATE, name, serial number
19	751002	2	SCREW, serial number plate

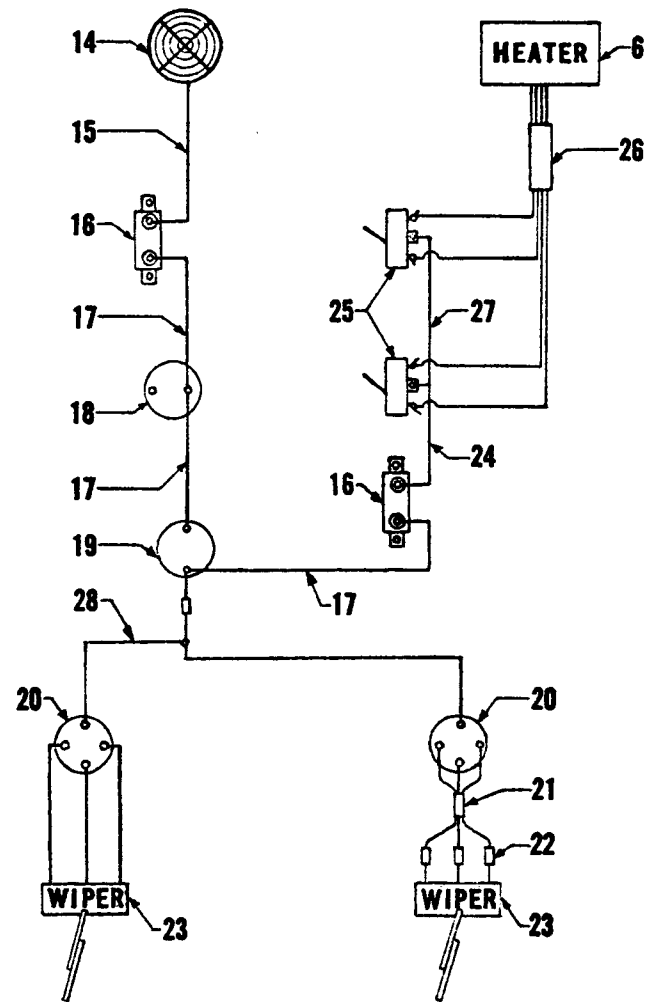
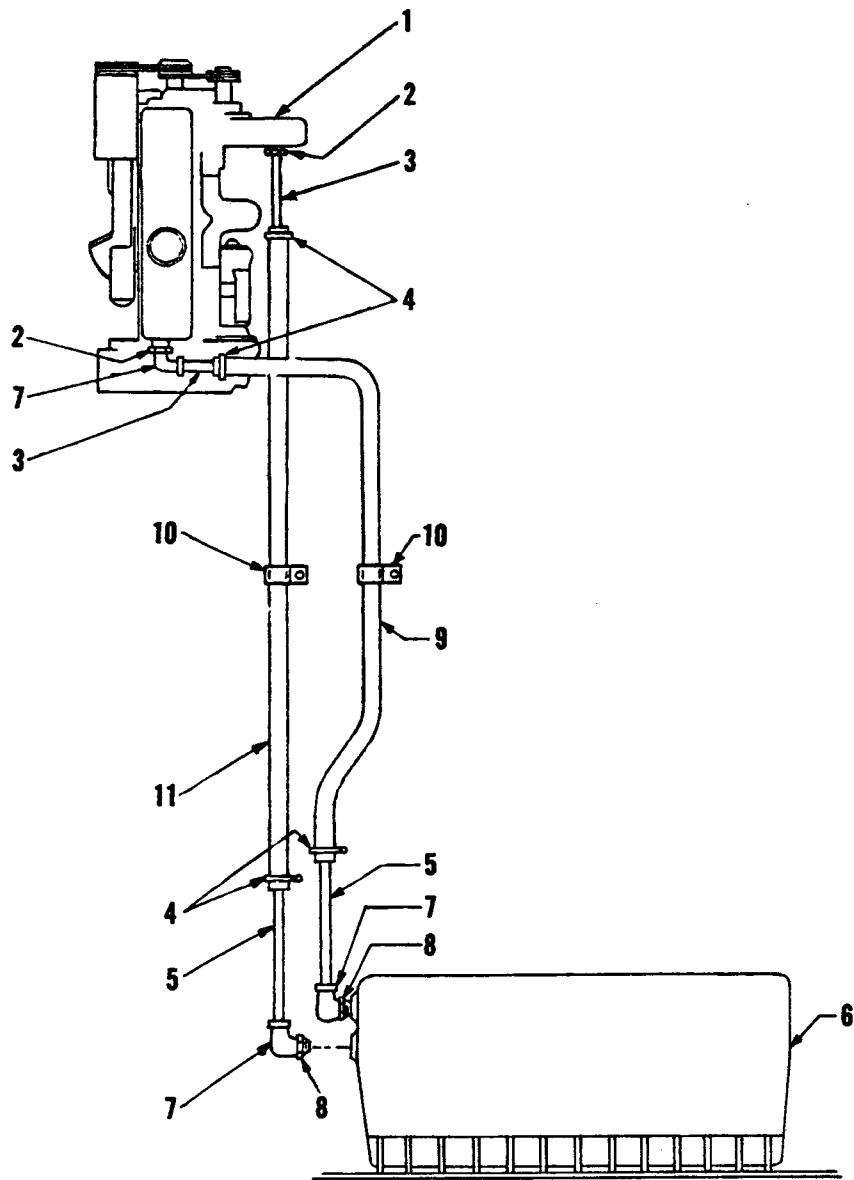


HEATER, DEFROSTER AND WINDSHIELD WIPERS  
(GMC Engine)

(For Part Numbers,  
see next page)

HEATER, DEFROSTER AND WINDSHIELD WIPERS - GMC ENGINE  
(For illustration, see preceding page)

REF. NO.	PART NO.	QUANTITY	DESCRIPTION
1		1	OIL COOLER HOUSING
2		1	ENGINE
3	884004	1	BUSHING, reducer
4	556101	1	PIPE
5	034010	4	CLAMP
6	FGF-16060	1	HEATER
7	556105	2	PIPE
8	563852	3	ELBOW, 90° street
9	884008	2	BUSHING, reducer
10	FGF-13963	1	HOSE, heater (5/8" I.D. x 45")
11	FGF-9960	2	CLIP
12	FGF-15078	1	HOSE, heater (5/8" I.D. x 80")
13	556095	1	PIPE
14	FGF-19278	1	FAN, defroster
15	FGF-19482	1	WIRE ASSEMBLY
16	ASF-7773	2	BREAKER, circuit
17	HCF-6359	3	WIRE ASSEMBLY
18		1	AMMETER
19		1	SWITCH, ignition
20	FGF-18713	2	SWITCH, wiper
21	FGF-19478	1	WIRE ASSEMBLY
22	FGF-10421	3	CONNECTOR
23		2	WIPER (see separate page)
24	HCF-6358	1	WIRE ASSEMBLY
25	FGF-19727	2	SWITCH, heater
26	FGF-11511	1	LOOM
27	ASF-7050	1	WIRE ASSEMBLY
28	FGF-19477	1	WIRE ASSEMBLY



HEATER, DEFROSTER AND WINDSHIELD WIPERS  
(Cummins Engine)

(For Part Numbers,  
see next page)

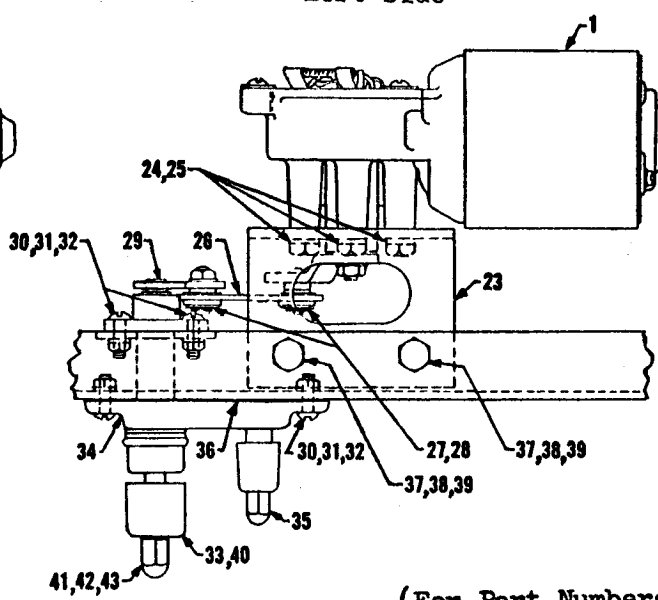
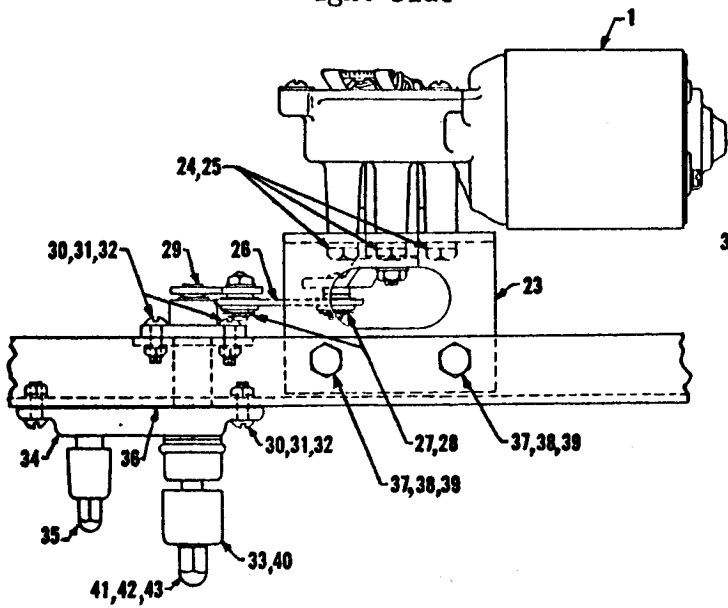
HEATER, DEFROSTER AND WINDSHIELD WIPERS - CUMMINS ENGINE  
 (For illustration, see preceding page)

REF. NO.	PART NO.	QUANTITY	DESCRIPTION
1		1	ENGINE
2	534009	2	BUSHING, reducer
3	556095	2	PIPE
4	034010	4	CLAMP
5	556105	2	PIPE
6	FGF-16060	1	HEATER
7	563852	3	ELBOW, 90° street
8	884008	1	BUSHING, reducer
9	FGF-10131	1	HOSE, heater (5/8" I.D. x 48")
10	FGF-9960	2	CLIP
11	FGF-15078	1	HOSE, heater (5/8" I.D. x 80")
14	FGF-19278	1	FAN, defroster
15	FGF-19482	1	WIRE ASSEMBLY
16	ASF-7773	2	BREAKER, circuit
17	HCF-6359	3	WIRE ASSEMBLY
18		1	AMMETER
19		1	SWITCH, ignition
20	FGF-18713	2	SWITCH, wiper
21	FGF-19478	1	WIRE ASSEMBLY
22	FGF-10421	3	CONNECTOR
23		2	WIPER (see separate page)
24	HCF-6358	1	WIRE ASSEMBLY
25	FGF-19727	2	SWITCH, heater
26	FGF-11511	1	LOOM
27	ASF-7050	1	WIRE ASSEMBLY
28	FGF-19477	1	WIRE ASSEMBLY



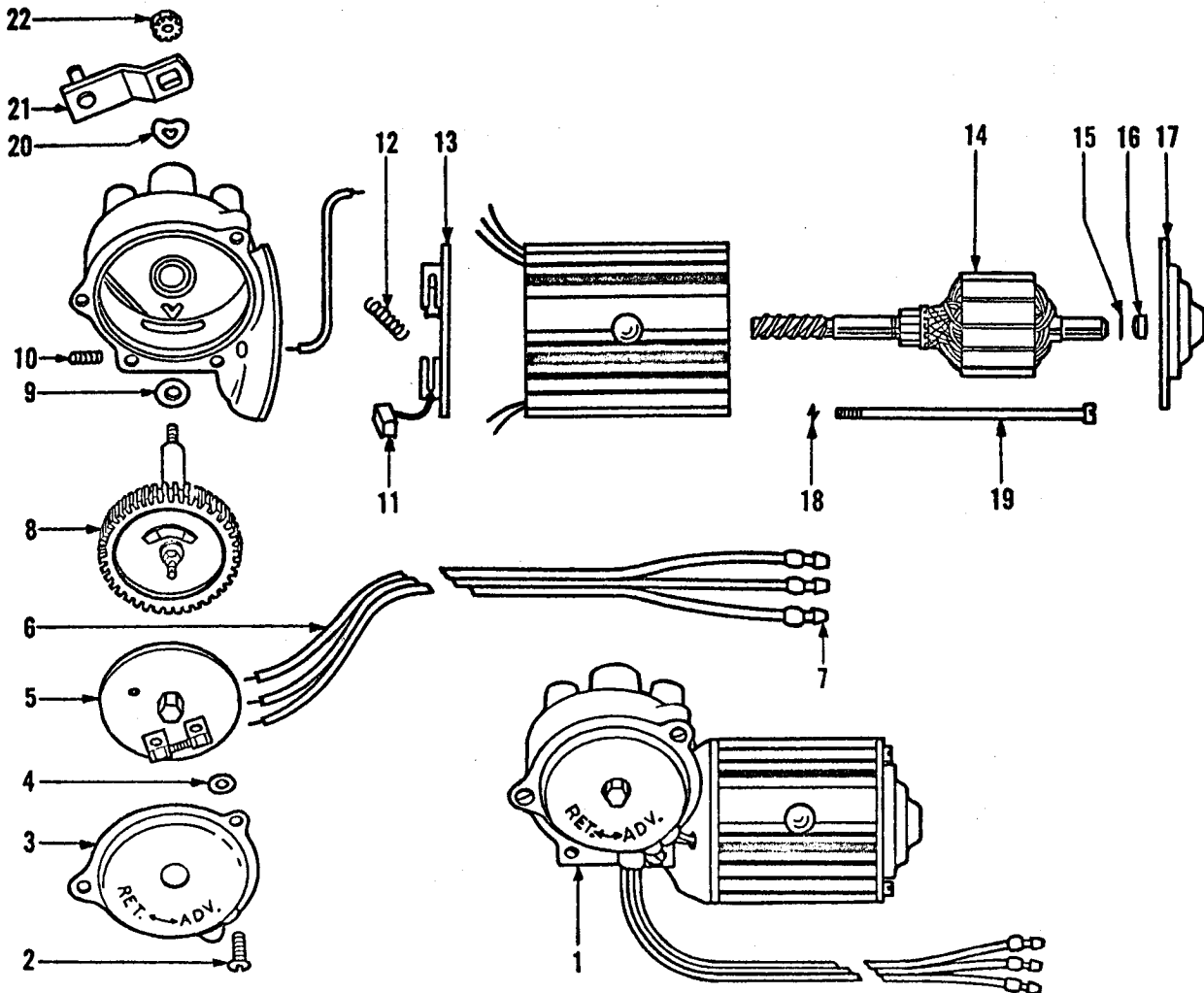
Right side

Left side



(For Part Numbers, see next page)

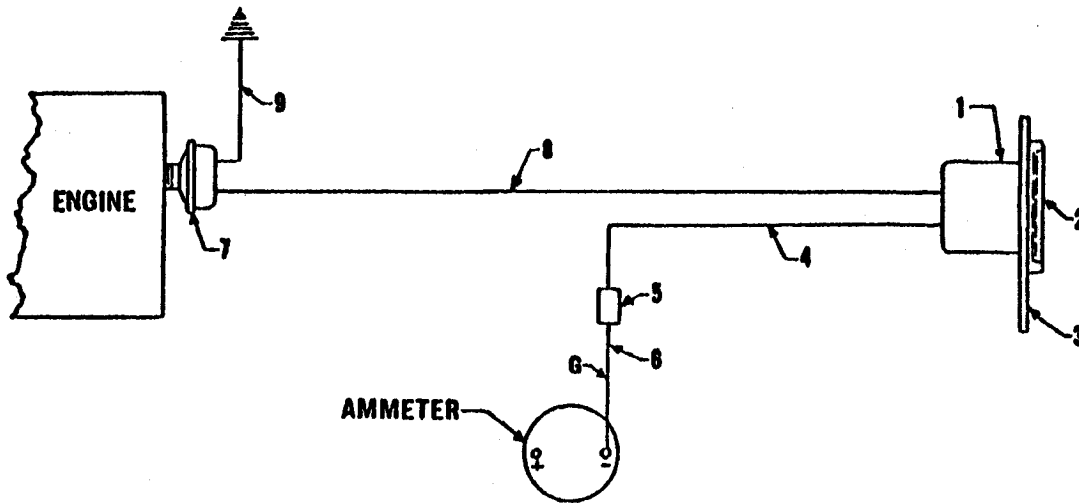
### WINDSHIELD WIPERS



**WINDSHIELD WIPER**  
(For Illustration, see preceding page)

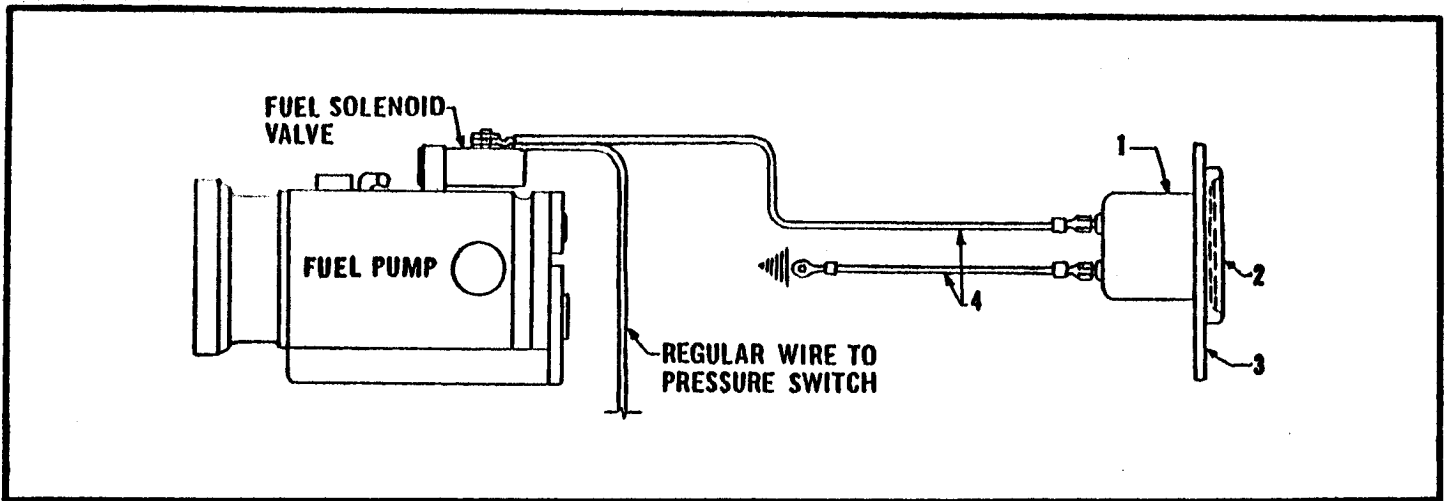
REF. NO.	PART NO.	QUANTITY	DESCRIPTION
1	PGF-18675	2	MOTOR, windshield wiper (includes Ref. Nos. 2 thru 22 inclusive)
2	486047	3	SCREW
3	486048	1	COVER, wiper
4	486049	2	WASHER
5	486050	1	PARKING SWITCH ASSEMBLY
6	486051	1	CABLE ASSEMBLY
7	486052	3	TERMINAL
8	486053	1	GEAR AND SHAFT ASSEMBLY
9	486054	1	WASHER
10	486055	1	SCREW
11	486056	2	BRUSH, commutator
12	486057	2	SPRING, brush
13	486058	1	BRUSH HOLDER ASSEMBLY (includes Ref. Nos. 11 and 12)
14	486059	1	ARMATURE
15	486034	1	DISC, thrust (Nylon)
16	486060	1	DISC, thrust (Metal)
17	486061	1	CAP ASSEMBLY
18	486062	2	WASHER
19	486063	2	THRU BOLT
20	486026	1	WASHER
21	486064	1	ARM DRIVE
22	486065	1	NUT AND LOCKWASHER
23	PGF-17782	2	PLATE, mounting
24	742002	6	BOLT
25	778009	6	LOCKWASHER
26	PGF-18680	2	LINK, wiper
27	PGF-18679	4	CLIP, spring
28	PGF-18678	4	WASHER
29	PGF-18676	2	SHAFT AND PIVOT ASSEMBLY
30	720083	8	SCREW
31	778007	8	LOCKWASHER
32	862022	8	NUT
33	PGF-18662	2	ARM, wiper
34	PGF-18677	2	PIVOT, outer spacer and guide
35	PGF-18691	2	NUT
36	PGF-18690	2	GASKET, rubber
37	742160	4	BOLT
38	778010	4	LOCKWASHER
39	722002	4	NUT
40	PGF-18671	2	BLADE, wiper
41	467002	1	NUT, cap
42	467003	1	WASHER, lock
43	467001	1	DRIVER, knurled

(for Ref. No. 29)



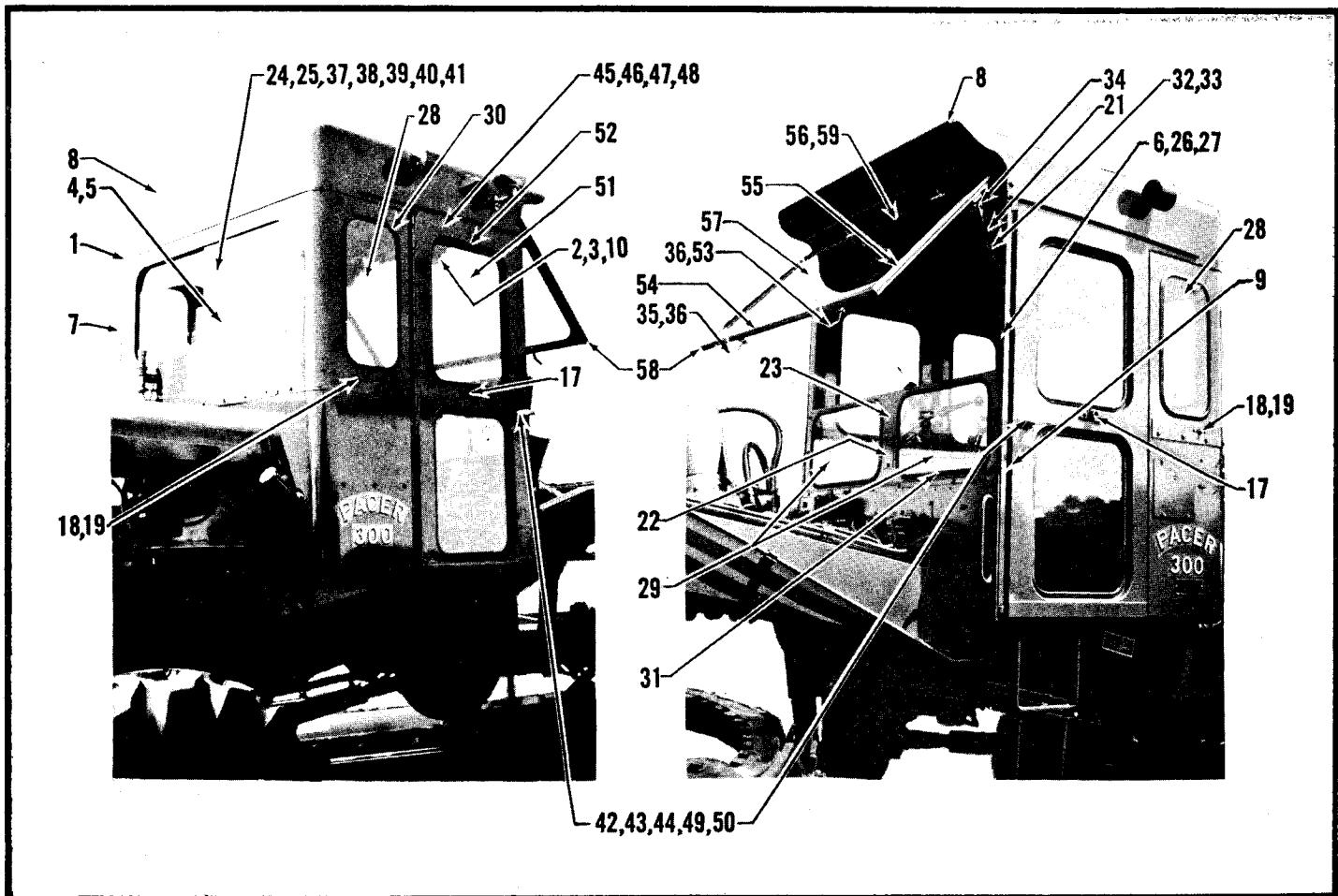
HOURMETER FOR GMC-4-71 ENGINE

REF. NO.	PART NO.	QUANTITY	DESCRIPTION
1	HCF-8456	1	HOURMETER
2	FGF-14641	1	DAMPENER, vibration
3	FGF-18331		BRACKET, mounting
4	FGF-17576	1	WIRE, hourmeter to harness
5	FGF-10421	1	CONNECTOR, wire
6		1	WIRE (part of harness assembly)
7	FGF-11652	1	SWITCH, pressure
8	FGF-17577	1	WIRE, hourmeter to switch
9	FGF-13981	1	WIRE, switch to ground



HOURLMETER FOR CUMMINS C-160 ENGINE

REF. NO.	PART NO.	QUANTITY	DESCRIPTION
1	HCF-8456	1	HOURLMETER
2	FGF-14641	1	DAMPENER, vibration
3	FGF-18721		BRACKET, mounting
4	FGF-17577	2	WIRE, hourmeter to ground



CAB - OPEN AND CLOSED TYPES  
(SUPERSEDED)

REF. NO.	PART NO.	QTY. (Open Cab)	QTY. (Closed Cab)	DESCRIPTION
1	FGF-9586-1	1	1	WELT, fender (100" long)
2	FGF-10369	1	1	BRACKET for mirror
3	FGF-10370	1	1	SPACER for mirror bracket
4	FGF-13746	1	1	ANGLE, side, R.H.
5	FGF-13747	1	1	ANGLE, side, L.H.
6	FGF-17755	1	1	FRONT POST ASSEMBLY
7	FGF-18762	1	1	WRAPPER, sheet, upper
8	FGF-18640	1	1	TOP, cab
9	FGF-13079	1	1	SPACER, front post
10	MSF-1775	1	1	MIRROR, rear view
17	FG-1831		2	NUT, door stop
18	FGF-8555		2	CRANK, door stop
19	FGF-8557		2	CLAMP, door stop
21	FGF-13080		4	ARM, window adjusting
22	FGF-13094		1	COVER PLATE, windshield
23	FGF-17820		1	FRAME, windshield, lower
24	FGF-18759-3		2	CHANNEL, rear glass - side
25	FGF-18759-4		2	CHANNEL, rear glass - top and bottom
26	FGF-15375		2	CATCH, door
27	FGF-15376		2	SHIM, door
28	FGF-17756		2	GLASS, side of cab

(continued)

(Continued from preceding page)

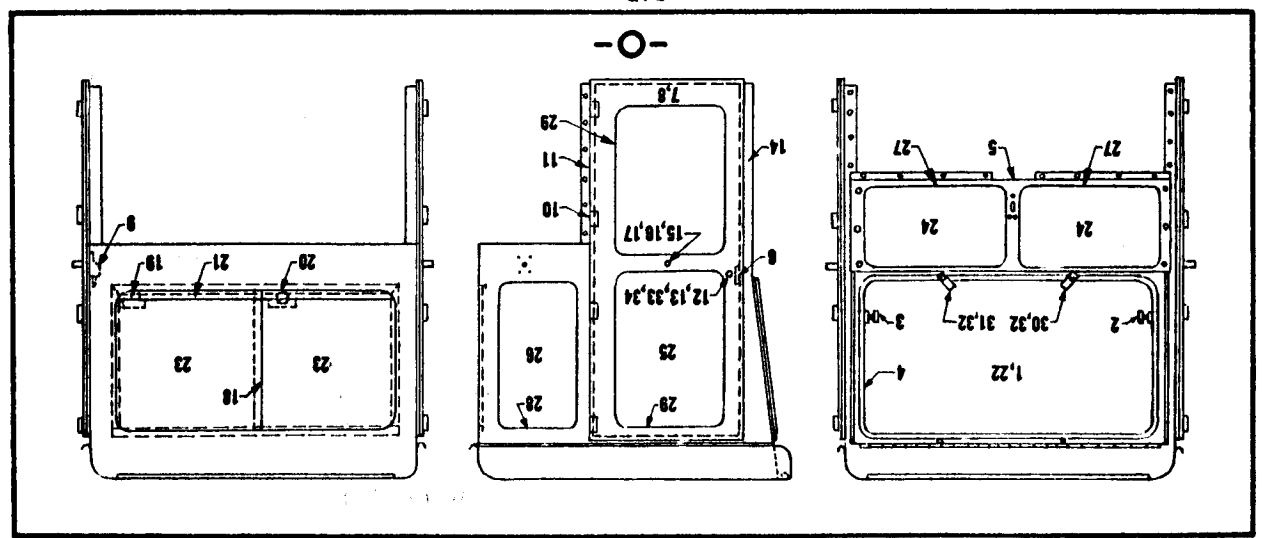
REF. NO.	PART NO.	QTY. (Open Cab)	QTY. (Closed Cab)	DESCRIPTION
29	FGF-16862		2	GLASS, windshield, lower
30	FGF-15125-26		2	MOULDING, rubber (64-1/2" long)
31	FGF-15125-9		2	MOULDING, rubber (67-5/8" long)
32	FGP-13082		1	BRACKET, arm, R.H. (includes one FGF-13093 bushing)
33	FGP-13083		1	BRACKET, arm, L.H. (includes one FGF-13093 bushing)
34	FGF-13081		2	BRACKET, windshield
35	FGF-13254		1	HANDLE, windshield, R.H.
36	FGF-13257		2	BOLT, windshield handle
37	FGF-18759-5		1	CLAMPING STRIP, rear window
38	FGF-18759-11		1	CHANNEL, top glass run
39	FGF-18759-12		2	CLAMPING PLATE
40	FGF-18759-1		1	* GLASS, rear window - L.H. - W/channel
41	FGF-18759-2		1	* GLASS, rear window - R.H. - W/channel
42	FGF-18300		1	LOCK, door, R.H.
43	FGF-18299		1	LOCK, door, L.H.
44	FGF-11108		2	SHIM, door lock
45	FGU-8253		1	DOOR, R.H. (complete)
46	FGU-8254		1	DOOR, L.H. (complete)
47	FGFA-13689-2		2	WEATHER STRIP, door (56-5/8" long)
48	FGFA-13690-2		2	WEATHER STRIP, door (106" long)
49	HCF-7100		1	HANDLE, door, R.H.
50	FGF-18298		1	HANDLE, door, L.H.
51	FGF-16865		4	GLASS, door
52	FGF-15125-3		4	MOULDING, rubber (77" long)
53	FGF-13255		1	HANDLE, windshield, L.H.
54	FGFA-13305-11		1	WEATHER STRIP, windshield (52-3/4" long)
55	FGFA-13305-10		2	WEATHER STRIP, windshield (28-1/4" long)
56	ASF-5884-14		2	MOULDING, rubber (75-1/8" long)
57	FGF-17881		1	GLASS, windshield, upper
58	FGF-17753		1	WINDSHIELD ASSEMBLY
59	ASF-5883-14		1	FILLER STRIP (for Ref. 56)

Note: \* For glass only, order FGF-19794.

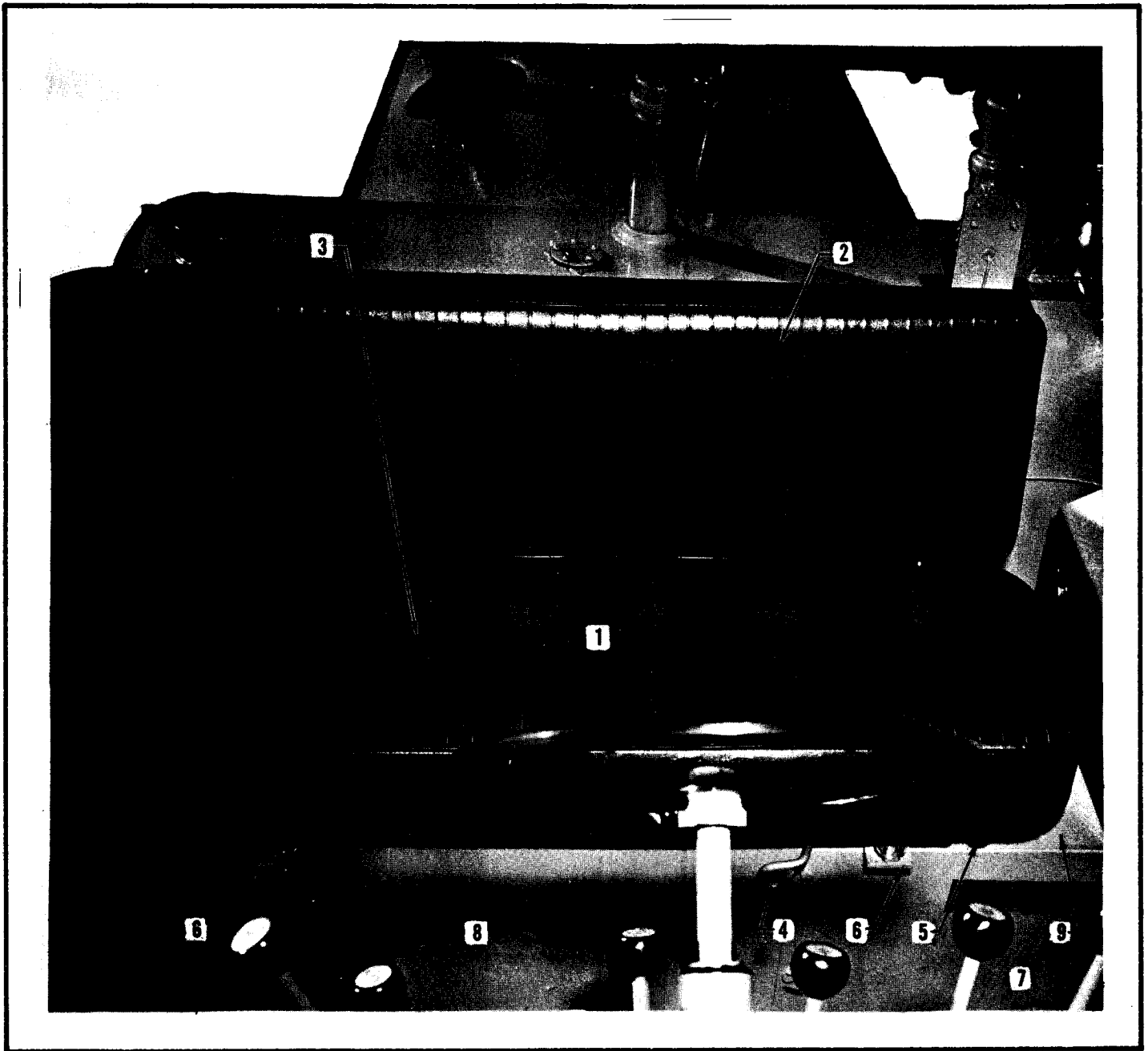
Note: \* Parts not illustrated.

REF. NO.	PART NO.	QUANTITY	DESCRIPTION
0	RGF-19500	1	CAB ASSEMBLY (includes Ref. Nos. 1 to 23 inclusive)
1	060082	1	WINDSHIELD ASSEMBLY - upper (includes Ref. Nos. 2, 3, 4 and 22)
2	060083	1	HOLD-OPEN - R.H.
3	060084	1	HOLD-OPEN - L.H.
4	060085	1	MOUNTING, rubber
5	060086	1	WINDSHIELD ASSEMBLY - lower (less glass)
6	060087	2	PLATE, striker
7	060088	1	DOOR ASSEMBLY - R.H. (includes Ref. Nos. 10, 11, 12, 14, 15, 16 and 17)
8	060089	1	DOOR ASSEMBLY - L.H. (includes Ref. Nos. 10, 11, 13, 14, 15, 16 and 17)
9	060090	2	FASTENER, wedge
10	060091	8	HINGE, door
11	060092	2	SEAL, rubber
12	RGF-18300	1	LOCK, inside locking
13	RGF-18299	1	LOCK, inside nonlocking
14	060095	2	SEAL, rubber
15	060096	2	BUSHING, hold-open stud
16	060097	2	STUD, hold-open
17	060098	2	NUT, flexloc
18	060099	1	WEATHER STRIP
19	060100	1	LOCK, front
20	060101	1	LOCK, rear
21	060102	1	CHANNEL
22	RGF-19677	1	GLASS, windshield
23	RGF-19678	2	GLASS, rear
24	RGF-19526	2	GLASS, lower, front
25	RGF-19485	4	GLASS, door
26	RGF-19486	2	GLASS, side
27	RGF-15125-30	2	MOUNTING, rubber
28	RGF-15125-28	2	MOUNTING, rubber
29	RGF-15125-22	4	MOUNTING, rubber
30	RGF-13254	1	HANDLE - R.H.
31	RGF-13255	1	HANDLE - L.H.
32	RGF-13257	2	BOLT, handle
33	RGF-20031	1	HANDLE - R.H. door
34	RGF-20030	1	HANDLE - L.H. door
35	RGF-9586-8	1	WEIT, fender
36	RGF-13735	1	SEAL, strip
37	MSF-1775	1	MIRROR, rear view
38	RGF-10369	1	BRACKET, mirror
39	RGF-18819	1	SCREW, thumb
40	RGF-19490	2	CORNER ASSEMBLY

(Machine No. 10714 and up) CAB



520 7996



SEAT

REF. NO.	PART NO.	QUANTITY	DESCRIPTION
1	ASF-9131	1	SEAT ASSEMBLY - adjustable (includes Ref. Nos. 2, 3, 4 and 5)
2	190118	1	CUSHION, back
3	190119	1	CUSHION, seat
4	190120	1	SLIDE ASSEMBLY
5	190121	1	FRAME
6	FGF-18696	2	SUPPORT, seat
7	FGF-17937	1	COVER, heater opening
8	FGF-19230	1	PLATE, tie
9	FGF-17934	1	SHROUD
10	FGF-19944	1	LOOM, insulation (not shown)

(Machine No. 10714 and up)



INDEX

PART NUMBER	PAGE NUMBER	PART NUMBER	PAGE NUMBER	PART NUMBER	PAGE NUMBER	PART NUMBER	PAGE NUMBER
AJF 3100	A 2 20	HCF 1135	L 2 10	HCF 14698—6	S 6 20	PG 1859	D 1 21
AJF 3100	A 1 20	HCF 1341	D 1 20	HCF 14698—6	S 10 20	PG 1868	E 1 30
		HCF 1341	D 1 21	HCF 14698—11	L 1 50	PGA 1909	K 6 10
		HCF 1350	K 2 20	HCF 15005	M 2 20	PG 1922	D 1 30
		HCF 1568—6	K 3 20	HCF 15005	M 5 20	PG 1922	D 1 31
AS 1010	L 5 10	HCF 1568—6	L 1 50	HCF 15006	M 2 20	PG 1923	D 1 30
AS 1010	K 3 20	HCF 1568—8	L 1 50	HCF 15006	M 5 20	PG 1923	D 1 31
AS 1010	L 6 10	HCF 1592—5	L 1 40	HCF 15105—5	L 1 50	PG 1949	D 1 30
AS 1076	K 2 20	HCF 1596—3	L 1 30	HCF 15271	M 2 20	PG 1949	D 1 31
AS 1078	K 2 20	HCF 1597—5	L 1 30	HCF 15271	M 5 20	PG 1992	J 9 10
		HCF 1923	G 2 20	HCF 17725—2	A 1 20	PGA 2000	B 10 20
		HCF 1923	P 1 20	HCF 17725—2	A 2 20	PGA 2000	S 4 10
		HCF 1968	G 2 20	HCF 17725—3	A 1 20	PGA 2003	J 9 10
		HCF 1968	P 1 20	HCF 17725—3	A 2 20	PGA 2014	T 2 10
		HCF 1968	P 1 20			PG 2015	G 2 10
ASF 3268	E 1 50	HCF 1969	G 2 20			PG 2015	G 4 20
ASF 3541	P 1 20	HCF 1969	P 1 20			PG 2015	P 1 20
ASF 3719	G 5 20	HCF 2142	K 4 20	HTF 367	K 1 20	PG 2016	G 2 20
ASF 3719	M 2 20	HCF 2159	K 4 20	HTF 382	S 10 20	PG 2016	P 1 20
ASF 3719	M 5 20	HCF 2463	C 3 10	HTF 382	G 4 20	PG 2017	G 2 20
ASF 3745	J 1 21	HCF 2464	M 3 21	HTF 382	L 7 20	PG 2017	P 1 20
ASF 3745	J 1 23	HCF 2468	M 1 20	HTF 382	L 7 21	PG 2059	K 1 20
ASF 4389	M 5 20	HCF 2512	S 1 20			PG 2060	K 1 20
ASF 5105	L 5 10	HCF 2556	J 4 20			PG 2065	K 1 20
ASF 5105	K 3 20	HCF 2583	M 1 10			PG 2071	S 1 20
ASF 5105	L 6 10	HCF 2793	M 6 20			PG 2074	S 5 20
ASF 5109	L 6 10	HCF 2815	M 1 10	MGF 1185	T 1 10	PG 2081	K 6 20
ASF 5112	B 1 20	HCF 2815	M 4 10	MGF 1992	T 1 10	PG 2082	K 6 20
ASF 5112	B 1 21	HCF 2823	G 2 10	MGF 1992	T 2 10	PG 2115	J 7 20
ASF 5112	M 4 10	HCF 2823	P 1 20	MGF 1992	U 1 20	PG 2123	B 2 20
ASF 5372	M 2 20	HCF 3877	M 6 20	MGF 1992	B 10 10	PG 2123	B 3 20
ASF 5372	M 5 20	HCF 3877	M 6 21	MGF 1992	K 1 20	PG 2123	J 4 20
ASF 5451	S 1 20	HCF 4452—3	L 1 40	MGF 1992	K 2 20	PG 2128	M 1 10
ASF 5689	L 7 20	HCF 4452—3	G 5 20	MGF 1992	K 7 20	PGA 2138	S 5 20
ASF 5689	L 7 21	HCF 4452—6	M 1 20	MGF 1992	K 8 10	PG 2210	B 6 10
ASF 5727	D 1 20	HCF 4452—6	M 4 20	MGF 1992	J 5 10	PG 2211	B 6 10
ASF 5727	D 1 21	HCF 4452—7	M 1 20	MGF 1992	S 4 10	PG 2211	J 4 20
ASF 5766	L 1 30	HCF 4452—7	M 1 20	MGF 2454	T 1 10	PG 2212	J 4 20
ASF 5883—14	Y 1 20	HCF 4452—7	M 1 20	MGF 2703	G 3 10	PG 2277	G 2 10
ASF 5884—14	Y 1 20	HCF 4825	L 8 10			PG 2277	P 1 20
ASF 6993	R 1 10	HCF 5293	M 1 20			PG 2284	J 7 20
ASF 7050	W 1 20	HCF 5293	M 4 20			PG 2292	D 1 20
ASF 7050	W 2 20	HCF 5293	M 4 20	MS 380	M 2 20	PG 2292	D 1 21
ASF 7390	G 5 20	HCF 5980	L 5 10	MS 380	M 5 20	PG 2294	D 1 30
ASF 7478	M 2 20	HCF 5980	G 4 20			PG 2294	D 1 31
ASF 7478	M 5 20	HCF 5980	K 3 20			PG 2296	M 1 10
ASF 7627	M 2 20	HCF 5980	L 6 10			PG 2297	M 4 10
ASF 7627	M 5 20	HCF 6050	K 5 11	MSF 853	C 2 10	PG 2318	D 1 20
ASF 7738	J 7 20	HCF 6357	K 5 20	MSF 1775	Y 1 10	PG 2318	D 1 21
ASF 7773	W 1 20	HCF 6358	W 1 20	MSF 1775	Y 1 11	PG 2329	J 5 10
ASF 7773	W 2 20	HCF 6358	W 2 20			PG 2344	G 2 10
ASF 7773	M 2 20	HCF 6359	W 1 20			PG 2349	L 6 10
ASF 7773	M 5 20	HCF 6359	W 2 20			PG 2350	L 5 10
ASF 7960—25	B 2 20	HCF 6359	M 2 20	NES 1652	Q 1 10	PG 2363	K 3 20
ASF 7960—25	B 3 20	HCF 6359	M 5 20			PG 2386	S 2 20
ASF 7960—25	J 4 20	HCF 6418	J 1 20			PG 2397	B 5 10
ASF 9131	Y 2 10	HCF 6418	J 1 21			PG 2398	B 4 10
		HCF 6418	J 1 22			PG 2405	L 7 20
		HCF 6418	J 1 23	PGA 320	K 7 10	PG 2405	L 7 21
		HCF 6418	B 1 20	PGA 320	J 5 10	PG 2413	G 2 20
BDF 345	F 1 10	HCF 6418	B 1 21	PGA 694	B 10 20	PG 2413	P 1 20
		HCF 6418	Y 1 20	PGA 694	S 4 10	PG 2418	K 3 20
		HCF 7100	G 5 20	PG 728	U 1 20	PG 2418	L 7 20
		HCF 7510	S 6 20	PGA 862	T 2 10	PG 2418	L 7 21
BRF 1546	A 1 20	HCF 7629—6	S 6 20	PGA 862	K 8 10	PG 2418	L 7 21
BRF 1546	A 2 20	HCF 7629—6	S 10 20	PG 889	K 8 10	PG 2418	S 2 20
BRF 1894	E 1 40	HCF 7630—8	S 6 20	PG 890	K 8 10	PG 2420	P 3 20
BRF 2293	L 1 40	HCF 7630—10	P 2 20	PG 934	R 1 10	PG 2440	M 4 10
BRF 2293	L 2 10	HCF 8456	X 1 10	PG 944	S 1 20	PG 2447	P 1 20
BRF 2299	L 1 40	HCF 8456	X 2 10	PG 1282	S 5 20	PG 2448	S 2 20
BRF 2299	L 2 10	HCF 9673	C 3 10	PG 1386	L 7 20	PG 2451	P 3 20
		HCF 9904	M 2 20	PG 1386	L 7 21	PG 2454	D 1 30
		HCF 9904	M 5 20	PG 1400	L 7 20	PG 2454	D 1 31
		HCF 9905	M 2 20	PG 1709	T 2 10	PG 2455	M 1 10
		HCF 9905	M 5 20	PG 1732	E 1 50	PG 2456	B 10 10
BTF 872	G 2 10	HCF 10765—8	S 6 20	PG 1736	E 1 40	PG 2456	J 5 10
		HCF 10765—8	S 10 20	PG 1739	E 1 30	PG 2458	K 3 20
		HCF 10772	S 6 20	PG 1763	G 3 10	PG 2463	J 5 10
		HCF 10854	M 3 21	PG 1768	F 1 10	PG 2464	M 4 20
HC 47	L 2 10	HCF 10854	M 6 21	PG 1769	F 1 10	PG 2466	L 7 20
		HCF 10883	M 2 20	PG 1769	F 1 10	PG 2466	L 7 21
		HCF 10883	M 5 20	PG 1771	B 6 10	PG 2466	S 2 20
		HCF 11534	D 1 20	PG 1786	L 7 20	PG 2474	M 3 21
HCF 334	L 2 10	HCF 11705	M 2 20	PG 1786	L 7 21	PG 2474	M 6 21
HCF 368	L 2 10	HCF 11861	M 2 20	PG 1815	U 1 20	PG 2476	G 3 10
HCF 373	L 5 10	HCF 12824—12	M 3 21	PG 1828	C 2 10	PG 2477	G 3 10
HCF 373	K 3 20	HCF 14312—10	B 10 10	PG 1831	Y 1 10	PG 2478	B 6 10
HCF 373	L 6 10	HCF 14312—12	K 7 10	PG 1859	D 1 20		
HCF 1135	K 3 20	HCF 14312—12	J 5 10				

INDEX

PART NUMBER	PAGE NUMBER	PART NUMBER	PAGE NUMBER	PART NUMBER	PAGE NUMBER	PART NUMBER	PAGE NUMBER
PG 2487	E 1 30	PGF 4345	B 2 20	PGF 7610	F 1 10	PGF 8948	K 1 20
PG 2493	G 2 20	PGF 4345	B 3 20	PGF 7721	D 1 30	PGF 8949	K 1 20
PG 2493	G 4 20	PGF 4346	J 4 20	PGF 7737	G 3 10	PGF 8970	F 1 10
PG 2493	P 1 20	PGF 4346	B 2 20	PGF 8227	B 10 10	PGF 8972	E 1 50
PG 2496	B 1 20	PGF 4346	B 3 20	PGF 8227	S 4 10	PGF 8972	F 1 10
PG 2496	B 1 21	PGF 4347	J 4 20	PGF 8243	K 4 20	PGF 8977	G 3 10
PG 2499	K 4 20	PGF 4347	B 2 20	PGF 8248	K 4 20	PGF 8978	G 2 10
PG 2501	K 8 10	PGF 4347	B 3 20	PGF 8252	K 4 20	PGF 8978	G 4 20
PG 2502	K 4 20	PGF 4358	J 4 20	PGF 8369	B 1 20	PGF 8978	P 1 20
PG 2515	J 3 10	PGF 4358	B 2 20	PGF 8369	B 1 21	PGF 8979	C 3 10
PG 2542	D 1 30	PGF 4358	B 3 20	PGF 8390	T 1 10	PGF 8982	S 4 10
PG 2542	D 1 31	PGF 4360	J 4 20	PGF 8426	D 1 20	PGF 8989	L 1 50
PG 2588	D 1 30	PGF 4360	B 2 20	PGF 8426	D 1 21	PGF 9014	D 1 20
PG 2588	D 1 31	PGF 4360	B 3 20	PGF 8433	D 1 20	PGF 9014	D 1 21
PG 2606	D 1 20	PGF 4362	B 2 20	PGF 8433	D 1 21	PGF 9049	T 1 10
PG 2606	D 1 21	PGF 4362	B 3 20	PGF 8433	E 1 30	PGF 9062	E 1 40
PG 2610	P 1 20	PGF 4362	J 4 20	PGF 8479	E 1 50	PGF 9063	E 1 40
PG 2614	E 1 50	PGF 4450	S 1 20	PGF 8521	D 1 20	PGF 9064	E 1 50
PG 2616	D 1 20	PGF 4515	B 10 20	PGF 8555	Y 1 10	PGF 9066	E 1 40
PG 2616	D 1 21	PGF 4515	K 2 20	PGF 8557	Y 1 10	PGF 9067	E 1 40
PG 2629	G 4 20	PGF 4515	K 4 20	PGF 8588	B 7 10	PGF 9068	E 1 40
PG 2635	K 4 20	PGF 4515	S 4 10	PGF 8588	B 9 10	PGF 9069	E 1 40
PG 2636	G 4 20	PGF 4852	J 1 20	PGF 8595	J 1 20	PGF 9070	E 1 40
PG 2637	G 4 20	PGF 4852	J 1 22	PGF 8595	J 1 21	PGF 9071	E 1 50
PG 2638	J 7 21	PGF 4852	B 1 20	PGF 8595	B 1 20	PGF 9072	E 1 40
PG 2639	J 7 21	PGF 4864	D 1 20	PGF 8595	B 1 21	PGF 9073	E 1 50
PG 2640	N 1 21	PGF 4864	B 7 10	PGF 8638	D 1 30	PGF 9074	E 1 40
PG 2640	N 2 21	PGF 4864	B 8 10	PGF 8638	D 1 31	PGF 9075	E 1 40
PG 16177	B 2 20	PGF 4864	B 9 10	PGF 8706	D 1 20	PGF 9077	E 1 50
		PGF 4865	D 1 20	PGF 8708	D 1 30	PGF 9079-56	H 1 10
		PGF 5164	M 2 20	PGF 8728	N 1 20	PGF 9079-56	H 2 10
		PGF 5164	M 5 20	PGF 8728	N 2 20	PGF 9079-56	H 3 10
PGF 268	L 1 40	PGF 5166	D 1 30	PGF 8728	K 4 20	PGF 9082	E 1 40
PGF 1158	J 5 10	PGF 5166	D 1 31	PGF 8731	N 1 20	PGF 9083	E 1 50
PGF 1699	J 9 10	PGF 5240	J 1 20	PGF 8731	N 2 20	PGF 9084	E 1 40
PGF 1699	J 5 10	PGF 5240	J 1 21	PGF 8731	K 4 20	PGF 9084	E 1 40
PGF 1727	K 6 20	PGF 5240	J 1 22	PGF 8738	B 6 10	PGF 9084	E 1 40
PGF 1727	K 8 10	PGF 5240	J 1 23	PGF 8753	J 3 10	PGF 9087	B 6 10
PGF 1926	T 2 10	PGF 5240	B 1 20	PGF 8753	B 4 10	PGF 9091	E 1 40
PGF 2077	L 2 10	PGF 5240	B 1 21	PGF 8753	B 5 10	PGF 9102	E 1 30
PGF 2524	J 4 20	PGF 5375	T 1 10	PGF 8753	J 5 10	PGF 9109	E 1 50
PGF 3080	B 1 20	PGF 5376	T 1 10	PGF 8757	J 3 10	PGF 9110	E 1 50
PGF 3080	B 1 21	PGF 5436	J 4 20	PGF 8757	B 4 10	PGF 9114	E 1 40
PGF 3081	B 1 20	PGF 5436	B 2 20	PGF 8757	B 5 10	PGF 9115	E 1 40
PGF 3081	B 1 21	PGF 5436	B 3 20	PGF 8757	J 5 10	PGF 9116	E 1 40
PGF 3082	B 1 20	PGF 5438	J 4 20	PGF 8763	G 2 20	PGF 9117	E 1 50
PGF 3082	B 1 21	PGF 5438	B 2 20	PGF 8766	G 2 20	PGF 9118	E 1 50
PGF 3084	B 1 20	PGF 5438	B 3 20	PGF 8766	P 1 20	PGF 9119	E 1 40
PGF 3084	B 1 21	PGF 5439	J 4 20	PGF 8780	L 5 10	PGF 9120	E 1 40
PGF 3209	K 8 10	PGF 5439	B 2 20	PGF 8780	K 3 20	PGF 9121	E 1 50
PGF 3216	E 1 30	PGF 5439	B 3 20	PGF 8780	L 6 10	PGF 9122	E 1 30
PGF 3255	T 2 10	PGF 5502	S 5 20	PGF 8781	L 5 10	PGF 9123	E 1 30
PGF 3255	K 8 10	PGF 5652	L 7 20	PGF 8781	K 3 20	PGF 9125	E 1 40
PGF 3318	B 10 10	PGF 5698	T 1 10	PGF 8781	L 6 10	PGF 9130	E 1 30
PGF 3318	S 4 10	PGF 5717	E 1 30	PGF 8785	L 5 10	PGF 9132	E 1 30
PGF 3677	J 4 20	PGF 5909	M 1 10	PGF 8785	K 3 20	PGF 9133	E 1 30
PGF 3677	B 2 20	PGF 5909	M 4 10	PGF 8785	L 6 10	PGF 9134	E 1 40
PGF 3677	B 3 20	PGF 5930	L 1 50	PGF 8807-57	B 7 10	PGF 9157	D 1 30
PGF 3710	L 1 30	PGF 5982	C 3 10	PGF 8807-57	B 7 10	PGF 9157	D 1 31
PGF 3849	D 1 20	PGF 6505	M 1 10	PGF 8807-57	B 9 10	PGF 9157	E 1 30
PGF 3849	D 1 21	PGF 6505	M 4 20	PGF 8807-57	J 2 10	PGF 9158	E 1 40
PGF 3955	B 6 10	PGF 6510	R 1 10	PGF 8807-57	J 2 11	PGF 9159	E 1 30
PGF 3955	J 4 20	PGF 6563	S 5 20	PGF 8807-57	S 1 30	PGF 9159	E 1 40
PGF 4217	D 1 20	PGF 6640	T 1 10	PGF 8807-57	S 1 31	PGF 9224	K 6 20
PGF 4217	D 1 21	PGF 6641	T 1 10	PGF 8807-57	B 7 11	PGF 9225	T 2 10
PGF 4256	B 10 20	PGF 6641	T 2 10	PGF 8807-57	B 9 11	PGF 9225	K 7 20
PGF 4256	S 4 10	PGF 6791	C 3 10	PGF 8807-58	B 9 10	PGF 9227	K 6 20
PGF 4256	S 5 20	PGF 6997	J 9 10	PGF 8807-58	B 9 11	PGF 9232	K 6 20
PGF 4258	B 10 20	PGF 6997	J 5 10	PGF 8815	D 1 20	PGF 9236-3	K 1 20
PGF 4258	S 4 10	PGF 7022	B 10 20	PGF 8815	D 1 21	PGF 9245	K 7 20
PGF 4258	S 5 20	PGF 7022	K 2 20	PGF 8823	B 10 10	PGF 9246	K 7 20
PGF 4259	B 10 20	PGF 7022	K 4 20	PGF 8823	S 4 10	PGF 9249	K 4 20
PGF 4259	S 4 10	PGF 7022	S 4 10	PGF 8828	F 1 10	PGF 9250	K 4 20
PGF 4259	S 5 20	PGF 7026	B 10 20	PGF 8835	B 6 10	PGF 9260	F 1 10
PGF 4260	B 10 20	PGF 7026	K 2 20	PGF 8851	S 1 20	PGF 9263	B 6 10
PGF 4260	S 4 10	PGF 7026	K 4 20	PGF 8857	F 1 10	PGF 9264	F 1 10
PGF 4260	S 5 20	PGF 7026	S 4 10	PGF 8861	B 8 10	PGF 9269	G 2 10
PGF 4261	B 10 20	PGF 7357	J 3 10	PGF 8867	D 1 30	PGF 9269	G 4 20
PGF 4261	S 4 10	PGF 7357	B 4 10	PGF 8867	D 1 31	PGF 9269	P 1 20
PGF 4261	S 5 20	PGF 7357	B 5 10	PGF 8895	F 1 10	PGF 9282	M 2 20
PGF 4288	B 1 20	PGF 7357	J 8 21	PGF 8896	K 4 20	PGF 9305	K 6 20
PGF 4288	B 1 21	PGF 7357	J 8 20	PGF 8902	K 4 20	PGF 9339	M 4 10
PGF 4339-2	B 2 20	PGF 7359	S 1 20	PGF 8903	K 4 20	PGF 9343	M 2 20
PGF 4339-2	B 3 20	PGF 7414	K 4 20	PGF 8908	K 4 20	PGF 9343	M 5 20
PGF 4339-2	J 4 20	PGF 7487	L 1 40	PGF 8909	K 4 20	PGF 9361	Q 1 10
PGF 4345	J 4 20	PGF 7590	F 1 10	PGF 8938	K 4 20	PGF 9363	Q 1 10

INDEX

PART NUMBER	PAGE NUMBER	PART NUMBER	PAGE NUMBER	PART NUMBER	PAGE NUMBER	PART NUMBER	PAGE NUMBER
PGF 9374	G 5 20	PGF 9648-40	K 4 20	PGF 10147-3	K 3 20	PGF 11192	G 2 20
PGF 9374	L 1 30	PGF 9648-41	S 5 20	PGF 10148	R 1 10	PGF 11192	P 1 20
PGF 9413	L 1 50	PGF 9648-41	S 6 20	PGF 10149	R 1 10	PGF 11250	L 7 20
PGF 9414	L 1 50	PGF 9648-47	J 7 20	PGF 10150	R 1 10	PGF 11254	L 7 20
PGF 9420	K 8 10	PGF 9648-47	J 7 21	PGF 10161-5	L 1 40	PGF 11326	M 1 10
PGF 9436	J 1 20	PGF 9648-50	K 6 20	PGF 10186-7	K 3 20	PGF 11339	D 1 20
PGF 9436	J 1 21	PGF 9648-69	K 4 20	PGF 10234	A 1 20	PGF 11400	M 3 20
PGF 9436	J 1 22	PGF 9648-69	B 10 10	PGF 10234	A 2 20	PGF 11400	M 3 21
PGF 9436	J 1 23	PGF 9648-69	J 5 10	PGF 10314	B 10 20	PGF 11400	M 6 20
PGF 9436	B 1 20	PGF 9648-69	S 4 10	PGF 10314	S 4 10	PGF 11400	M 6 21
PGF 9436	B 1 21	PGF 9648-70	M 3 21	PGF 10331-7	S 6 20	PGF 11405	E 1 40
PGF 9441	L 1 30	PGF 9648-70	M 6 21	PGF 10369	Y 1 10	PGF 11412-3	M 3 20
PGF 9441	L 2 10	PGF 9648-76	K 8 10	PGF 10369	Y 1 11	PGF 11412-3	M 3 21
PGF 9442	L 1 30	PGF 9648-76	T 2 10	PGF 10370	Y 1 10	PGF 11412-3	M 6 20
PGF 9442	L 2 10	PGF 9648-88	L 1 40	PGF 10375	D 1 30	PGF 11412-3	M 6 21
PGF 9444	L 1 30	PGF 9648-89	L 1 50	PGF 10375	D 1 31	PGF 11414	M 3 20
PGF 9444	L 2 10	PGF 9717-55	B 7 10	PGF 10376	D 1 20	PGF 11414	M 3 21
PGF 9444	L 1 21	PGF 9717-55	B 7 10	PGF 10376	D 1 21	PGF 11414	M 6 20
PGF 9445	L 1 30	PGF 9717-55	B 9 10	PGF 10413	K 1 20	PGF 11414	M 6 21
PGF 9445	L 2 10	PGF 9717-55	J 2 10	PGF 10414	K 1 20	PGF 11432	M 2 20
PGF 9445	L 1 21	PGF 9717-55	J 2 11	PGF 10421	W 1 20	PGF 11432	M 5 20
PGF 9446	L 1 30	PGF 9717-55	S 1 30	PGF 10421	W 2 20	PGF 11504	S 1 20
PGF 9446	L 2 10	PGF 9717-55	S 1 31	PGF 10421	X 1 10	PGF 11505	J 7 20
PGF 9449	L 1 30	PGF 9717-55	B 7 11	PGF 10421	M 2 20	PGF 11505	J 7 21
PGF 9449	L 2 10	PGF 9717-55	B 9 11	PGF 10421	M 5 20	PGF 11511	W 1 20
PGF 9450	L 1 30	PGF 9738	G 2 10	PGF 10425	D 1 20	PGF 11511	W 2 20
PGF 9450	L 2 10	PGF 9738	G 4 20	PGF 10425	D 1 21	PGF 11523	M 3 20
PGF 9454	L 1 30	PGF 9738	E 1 30	PGF 10452	G 2 20	PGF 11523	M 3 21
PGF 9454	L 1 21	PGF 9738	P 1 20	PGF 10452	P 1 20	PGF 11523	M 6 21
PGF 9455	L 1 30	PGF 9751	L 1 50	PGF 10455	J 9 10	PGF 11523-2	M 3 21
PGF 9455	L 1 21	PGF 9766	C 2 10	PGF 10475	A 1 20	PGF 11523-2	M 6 20
PGF 9485	C 2 10	PGF 9767	C 2 10	PGF 10475	A 2 20	PGF 11523-2	M 6 21
PGF 9486	J 1 20	PGF 9769	K 4 20	PGF 10486	K 6 10	PGF 11547	S 4 10
PGF 9486	J 1 21	PGF 9812-10	L 1 50	PGF 10490	L 1 30	PGF 11559	M 4 20
PGF 9486	B 1 20	PGF 9831	Q 1 10	PGF 10490	L 2 10	PGF 11576	G 2 10
PGF 9486	B 1 21	PGF 9864	E 1 50	PGF 10491	L 1 30	PGF 11576	G 4 20
PGF 9521	K 7 10	PGF 9864	F 1 10	PGF 10498	K 8 10	PGF 11576	P 1 20
PGF 9521	L 1 40	PGF 9888	Q 1 10	PGF 10499	K 8 10	PGF 11577	G 2 10
PGF 9524	S 1 20	PGF 9889	Q 1 10	PGF 10500	K 8 10	PGF 11577	G 4 20
PGF 9529	K 1 20	PGF 9939	B 10 20	PGF 10503	L 1 50	PGF 11577	P 1 20
PGF 9529	L 1 30	PGF 9939	S 4 10	PGF 10517	K 3 20	PGF 11604	S 1 20
PGF 9530	K 3 20	PGF 9939	S 5 20	PGF 10517	L 1 50	PGF 11638	L 7 20
PGF 9530	K 6 20	PGF 9944	B 10 20	PGF 10517	L 2 10	PGF 11645	D 1 20
PGF 9530	L 1 40	PGF 9944	S 4 10	PGF 10532	L 1 40	PGF 11645	D 1 21
PGF 9531	L 1 40	PGF 9944	S 5 20	PGF 10589	D 1 30	PGF 11652	X 1 10
PGF 9532	L 1 30	PGF 9946	L 2 10	PGF 10589	D 1 31	PGF 11652	M 5 20
PGF 9534-9	L 1 40	PGF 9960	W 1 20	PGF 10589	D 1 31	PGF 11652	M 5 20
PGF 9537-4	S 6 20	PGF 9960	W 2 20	PGF 10607	K 1 20	PGF 11675	D 1 30
PGF 9556	U 1 20	PGF 9970	L 1 30	PGF 10721	U 1 20	PGF 11675	D 1 31
PGF 9586-1	Y 1 10	PGF 10037	D 1 30	PGF 10726	U 1 20	PGF 11675	E 1 30
PGF 9586-8	Y 1 11	PGF 10037	D 1 31	PGF 10730	U 1 20	PGF 11680	K 1 20
PGF 9591	J 3 10	PGF 10046	M 2 20	PGF 10731	U 1 20	PGF 11680	K 3 20
PGF 9617	K 1 20	PGF 10046	M 5 20	PGF 10734	U 1 20	PGF 11680	L 1 30
PGF 9618	K 1 20	PGF 10059	E 1 30	PGF 10736	U 1 20	PGF 11753	K 7 10
PGF 9619	K 4 20	PGF 10084	K 6 20	PGF 10754	L 7 20	PGF 11753	J 5 10
PGF 9620	K 1 20	PGF 10084	K 8 10	PGF 10754	L 7 21	PGF 11754	K 6 10
PGF 9648-1	K 7 20	PGF 10104-4	L 1 30	PGF 10772	L 2 10	PGF 11756	D 1 30
PGF 9648-1	B 10 20	PGF 10104-4	L 1 30	PGF 10792	M 1 10	PGF 11756	D 1 31
PGF 9648-1	J 5 10	PGF 10105	L 5 10	PGF 10792	M 4 10	PGF 11756	D 1 31
PGF 9648-1	S 4 10	PGF 10111	L 7 20	PGF 10797-57	S 1 30	PGF 11774	J 9 10
PGF 9648-2	L 1 50	PGF 10118	M 2 20	PGF 10797-57	S 1 31	PGF 11776	T 2 10
PGF 9648-2	M 3 20	PGF 10118	M 5 20	PGF 10804	K 7 10	PGF 11776	K 8 10
PGF 9648-2	M 6 20	PGF 10120	M 2 20	PGF 10804	J 5 10	PGF 11801	K 7 10
PGF 9648-2	L 5 10	PGF 10120	M 5 20	PGF 10805	B 10 10	PGF 11818	K 6 10
PGF 9648-5	P 1 20	PGF 10131	W 2 20	PGF 10805	S 4 10	PGF 11820	K 6 10
PGF 9648-6	L 1 50	PGF 10140	B 8 10	PGF 10808	M 3 20	PGF 11825	L 1 30
PGF 9648-8	K 6 10	PGF 10141	B 8 10	PGF 10808	S 3 20	PGF 11826	L 1 30
PGF 9648-8	P 1 20	PGF 10143-7	K 3 20	PGF 10840	K 7 20	PGF 11834	L 1 30
PGF 9648-12	K 2 20	PGF 10143-7	L 1 30	PGF 10840	D 1 30	PGF 11834	L 1 21
PGF 9648-13	K 2 20	PGF 10143-10	L 1 40	PGF 10843	D 1 31	PGF 11834	L 1 21
PGF 9648-14	J 9 10	PGF 10143-18	L 1 50	PGF 10843	D 1 31	PGF 11835	L 1 30
PGF 9648-16	K 2 20	PGF 10143-18	S 6 20	PGF 10846	E 1 50	PGF 11836	L 1 30
PGF 9648-16	K 7 10	PGF 10143-18	S 10 20	PGF 10871	D 1 30	PGF 11837	L 1 30
PGF 9648-19	T 2 10	PGF 10144-3	K 3 20	PGF 10871	D 1 31	PGF 11837	L 1 30
PGF 9648-21	K 4 20	PGF 10144-5	L 1 40	PGF 10893	K 3 20	PGF 11838	L 1 30
PGF 9648-22	K 4 20	PGF 10144-5	L 1 40	PGF 10893	K 3 20	PGF 11839	L 1 30
PGF 9648-25	K 6 10	PGF 10144-7	K 3 20	PGF 10896	L 1 30	PGF 11840	L 1 30
PGF 9648-25	L 5 10	PGF 10144-7	S 6 20	PGF 10915	C 2 10	PGF 11841	L 1 30
PGF 9648-27	K 4 20	PGF 10144-8	K 3 20	PGF 10915	G 2 20	PGF 11842	L 1 30
PGF 9648-27	B 10 20	PGF 10144-10	L 1 40	PGF 10982	J 7 20	PGF 11842	L 1 21
PGF 9648-27	S 4 10	PGF 10144-17	K 3 20	PGF 10986	J 7 20	PGF 11843	L 1 30
PGF 9648-28	J 9 10	PGF 10144-18	K 3 20	PGF 10986	J 7 21	PGF 11843	L 1 21
PGF 9648-28	J 5 10	PGF 10144-18	L 1 30	PGF 11007	J 8 21	PGF 11844	L 1 30
PGF 9648-29	K 7 20	PGF 10145-7	L 1 40	PGF 11007	J 8 20	PGF 11845	L 1 30
PGF 9648-29	T 2 10	PGF 10145-7	S 6 20	PGF 11054	L 1 40	PGF 11849	U 1 20
PGF 9648-30	K 8 10	PGF 10145-7	S 10 20	PGF 11082	J 9 10	PGF 11856	T 1 10
		PGF 10145-10	L 1 50	PGF 11083	J 9 10	PGF 11856	T 2 10
				PGF 11108	Y 1 20	PGF 11856	U 1 20
				PGF 11178	G 2 20	PGF 11856	B 10 10
				PGF 11178	P 1 20	PGF 11856	K 1 20

INDEX

PART NUMBER	PAGE NUMBER	PART NUMBER	PAGE NUMBER	PART NUMBER	PAGE NUMBER	PART NUMBER	PAGE NUMBER
PGF 11856	K 2 20	PGF 12309	M 6 21	PGF 13550	J 1 21	PGF 14662	M 2 20
PGF 11856	K 7 20	PGF 12412	L 1 40	PGF 13550	J 1 22	PGF 14662	M 5 20
PGF 11856	K 8 10	PGF 12458	S 5 20	PGF 13550	J 1 23	PGF 14668	M 3 20
PGF 11856	J 5 10	PGF 12459	S 5 20	PGF 13550	J 4 20	PGF 14676	N 2 20
PGF 11856	S 4 10	PGF 12479	M 1 20	PGF 13550	B 2 20	PGF 14676	N 2 21
PGF 11874	K 1 20	PGF 12594	J 1 22	PGF 13550	B 3 20	PGF 14677	N 2 20
PGF 11881	A 1 20	PGF 12594	J 1 23	PGF 13557	D 1 20	PGF 14677	N 2 21
PGF 11881	A 2 20	PGF 12612	B 3 20	PGF 13557	D 1 21	PGF 14691	J 1 20
PGF 11923	B 3 20	PGF 12615	L 7 20	PGF 13569	M 3 20	PGF 14691-2	J 1 20
PGF 11927	B 3 20	PGF 12616	L 7 20	PGF 13569	M 3 21	PGF 14691-2	J 1 21
PGF 11931	K 1 20	PGF 12625	J 9 10	PGF 13589	G 3 10	PGF 14691-55	J 1 20
PGF 11942	K 3 20	PGF 12627	M 2 20	PGF 13590	K 4 20	PGF 14692	J 6 10
PGF 11944	Q 1 10	PGF 12627	M 5 20	PGF 13591	K 4 20	PGF 14696	J 6 10
PGF 11956	J 1 20	PGF 12652	M 2 20	PGF 13623	L 4 10	PGF 14697	J 6 10
PGF 11956	J 1 21	PGF 12652	M 5 20	PGF 13623	L 4 11	PGF 14702	J 6 10
PGF 11956	J 1 22	PGF 12654	M 2 20	PGF 13637	T 1 10	PGF 14704	D 1 30
PGF 11956	J 1 23	PGF 12654	M 5 20	PGF 13638	T 1 10	PGF 14704	D 1 31
PGF 11956	B 1 20	PGF 12747	S 5 20	PGF 13647	J 7 20	PGF 14705	D 1 30
PGF 11956	B 1 21	PGF 12789	J 1 20	PGF 13647	J 7 21	PGF 14705	D 1 31
PGF 11957	J 1 20	PGF 12789	J 1 21	PGFA13689-2	Y 1 20	PGF 14708	D 1 30
PGF 11957	J 1 21	PGF 12790	J 1 20	PGFA13690-2	Y 1 20	PGF 14708	D 1 31
PGF 11957	J 1 22	PGF 12790	J 1 21	PGF 13725	S 5 20	PGF 14709	D 1 20
PGF 11957	J 1 23	PGF 12791	J 1 20	PGF 13729	S 5 20	PGF 14709	D 1 21
PGF 11957	B 1 20	PGF 12791	J 1 21	PGF 13730	S 5 20	PGF 14715	D 1 30
PGF 11957	B 1 21	PGF 12819	S 5 20	PGF 13733	S 5 20	PGF 14715	D 1 31
PGF 11958	J 1 20	PGF 12824	B 2 20	PGF 13735	Y 1 11	PGF 14716	D 1 30
PGF 11958	J 1 21	PGF 12824	B 3 20	PGF 13746	Y 1 10	PGF 14716	D 1 31
PGF 11958	J 1 22	PGF 12824	J 4 20	PGF 13747	Y 1 10	PGF 14717	D 1 30
PGF 11958	J 1 23	PGF 12827	S 5 20	PGF 13759	S 5 20	PGF 14717	D 1 31
PGF 11958	B 1 20	PGF 12840	S 3 10	PGF 13910	M 1 20	PGF 14718	D 1 30
PGF 11958	B 1 21	PGF 12845	S 5 20	PGF 13961	R 1 11	PGF 14718	D 1 31
PGF 11967	M 2 20	PGF 12847	S 5 20	PGF 13963	W 1 20	PGF 14723	B 3 20
PGF 11967	M 5 20	PGF 12848	S 5 20	PGF 13981	X 1 10	PGFB14724	B 1 20
PGF 11968	M 2 20	PGF 12849	S 5 20	PGF 14185	C 2 10	PGFB14724	B 1 21
PGF 11968	M 5 20	PGF 12885	S 5 20	PGF 14186	C 2 10	PGF 14727	J 4 20
PGF 11986	M 2 20	PGF 12886	S 5 20	PGF 14186	S 1 20	PGF 14727	B 2 20
PGF 11986	M 5 20	PGF 12954	B 1 21	PGF 14187	E 1 50	PGF 14727	B 3 20
PGF 11987	M 2 20	PGF 12977	M 1 10	PGF 14199	S 5 20	PGF 14732	G 3 10
PGF 11987	M 5 20	PGF 12993-1	K 1 20	PGF 14256	K 3 20	PGF 14732	L 7 20
PGF 12000	L 7 20	PGF 12993-2	K 1 20	PGF 14352	L 1 40	PGF 14732	L 7 21
PGF 12008	S 5 20	PGF 13009	L 1 40	PGF 14354	L 1 40	PGF 14735	B 1 20
PGF 12030	S 5 20	PGF 13061-5	K 4 20	PGF 14407	J 1 20	PGF 14735	B 1 21
PGF 12043	L 7 20	PGF 13079	Y 1 10	PGF 14407	J 1 21	PGF 14738	B 1 20
PGF 12043	L 7 21	PGF 13080	Y 1 10	PGF 14419	J 7 20	PGF 14757	L 1 30
PGF 12049	S 5 20	PGF 13081	Y 1 20	PGF 14419	J 7 21	PGF 14757	M 3 21
PGF 12050	S 5 20	PGF 13094	Y 1 10	PGF 14420	J 7 20	PGF 14757	M 6 21
PGF 12108	K 6 20	PGF 13149	D 1 30	PGF 14420	J 7 21	PGF 14771	D 1 20
PGF 12113	K 6 20	PGF 13171	B 10 20	PGF 14436	E 1 40	PGF 14771	D 1 21
PGF 12114	K 6 20	PGF 13171	K 2 20	PGF 14437	E 1 40	PGF 14773	D 1 20
PGF 12128	J 7 20	PGF 13171	K 4 20	PGF 14457	D 1 20	PGF 14773	D 1 21
PGF 12128	J 7 21	PGF 13171	S 4 10	PGF 14457	D 1 21	PGF 14783	N 2 20
PGF 12131	J 7 20	PGF 13173	M 3 20	PGF 14459	D 1 20	PGF 14783	N 2 21
PGF 12131	J 7 21	PGF 13175	L 1 50	PGF 14459	D 1 21	PGF 14786	T 1 10
PGF 12166	J 8 21	PGF 13200	M 4 20	PGF 14474	D 1 30	PGF 14797	C 3 10
PGF 12166	J 8 20	PGF 13254	Y 1 20	PGF 14474	D 1 31	PGF 14799	J 1 20
PGF 12172	S 5 20	PGF 13254	Y 1 20	PGF 14479	A 2 20	PGF 14799	J 1 21
PGF 12234	S 1 20	PGF 13254	Y 1 11	PGF 14479	A 1 20	PGF 14804	J 7 20
PGF 12243	S 1 20	PGF 13255	Y 1 20	PGF 14504	A 2 20	PGF 14804	J 7 21
PGF 12248	C 2 10	PGF 13255	Y 1 11	PGF 14504	A 1 20	PGF 14805	J 7 20
PGF 12249	C 2 10	PGF 13257	Y 1 20	PGF 14505	M 3 20	PGF 14805	J 7 21
PGF 12249	S 1 20	PGF 13257	Y 1 11	PGF 14521	B 2 20	PGF 14863	A 2 20
PGF 12282-2	L 1 21	PGF 13258	K 4 20	PGF 14521	J 4 20	PGF 14863	A 1 20
PGF 12282-5	K 3 20	PGF 13259	K 4 20	PGF 14529	L 1 40	PGF 14935	L 1 30
PGF 12282-5	L 1 30	PGF 13270	B 6 10	PGF 14530	L 1 40	PGF 14938	K 6 20
PGF 12282-5	L 1 21	PGF 13270	J 4 20	PGF 14535	H 3 10	PGF 14942	L 1 40
PGF 12282-5	G 5 20	PGF 13270	J 5 10	PGF 14563	A 2 20	PGF 14942	L 2 10
PGF 12282-7	L 1 50	PGF 13270	S 5 20	PGF 14563	A 1 20	PGF 15052	J 1 20
PGF 12282-7	G 5 20	PGFA13305-10	Y 1 20	PGF 14564	M 4 10	PGF 15052	J 1 21
PGF 12282-7	P 2 20	PGFA13305-11	Y 1 20	PGF 14572	M 3 20	PGF 15052	B 1 20
PGF 12282-7	P 3 20	PGF 13326	D 1 20	PGF 14572	M 6 20	PGF 15052	B 1 21
PGF 12282-9	P 2 20	PGF 13326	D 1 21	PGF 14576	L 7 20	PGF 15059	K 6 20
PGF 12286-6	L 1 21	PGF 13516	J 7 20	PGF 14586	B 1 20	PGF 15066	B 1 20
PGF 12286-7	P 2 20	PGF 13516	J 7 21	PGF 14586-55	B 1 20	PGF 15066	B 1 21
PGF 12287-3	S 10 20	PGF 13527	J 7 20	PGF 14586-55	B 1 21	PGF 15068	J 1 20
PGF 12287-4	K 3 20	PGF 13527	J 7 21	PGF 14586-56	B 1 20	PGF 15068	J 1 21
PGF 12287-4	G 5 20	PGF 13531	D 1 20	PGF 14586-56	B 1 21	PGF 15069	B 1 20
PGF 12287-4	S 6 20	PGF 13531	D 1 21	PGF 14589	B 1 20	PGF 15069	B 1 21
PGF 12287-5	P 2 20	PGF 13532	D 1 20	PGF 14590	B 1 20	PGF 15070	J 1 20
PGF 12287-5	P 3 20	PGF 13532	D 1 21	PGF 14590	B 1 21	PGF 15070	J 1 21
PGF 12290-2	L 1 50	PGF 13533	D 1 20	PGF 14591	B 1 20	PGF 15071	M 3 20
PGF 12291-3	K 3 20	PGF 13533	D 1 21	PGF 14591	B 1 21	PGF 15071	M 3 21
PGF 12294-8	P 2 20	PGF 13534	D 1 20	PGF 14634	T 1 10	PGF 15071	M 6 20
PGF 12294-8	P 3 20	PGF 13534	D 1 21	PGF 14634	U 1 20	PGF 15071	M 6 21
PGF 12309	M 3 20	PGF 13544	B 1 20	PGF 14641	X 1 10	PGF 15072	M 4 20
PGF 12309	M 3 21	PGF 13544	B 1 21	PGF 14641	X 2 10	PGF 15074	S 5 20
PGF 12309	M 6 20	PGF 13550	J 1 20	PGF 14660	P 2 20	PGF 15078	W 1 20

INDEX

PART NUMBER	PAGE NUMBER	PART NUMBER	PAGE NUMBER	PART NUMBER	PAGE NUMBER	PART NUMBER	PAGE NUMBER
PGF 15078	W 2 20	PGF 15571	J 1 22	PGF 15988	L 5 10	PGF 16262—4	N 2 20
PGF 15125—3	Y 1 20	PGF 15571	J 1 23	PGF 15988	K 3 20	PGF 16262—4	N 2 21
PGF 15125—9	Y 1 20	PGF 15574	J 6 10	PGF 15988	L 6 10	PGF 16283	M 5 20
PGF 15125—22	Y 1 11	PGF 15584	J 9 10	PGF 15998	H 2 10	PGF 16287	K 3 20
PGF 15125—26	Y 1 20	PGF 15591	J 4 20	PGF 16007	M 4 10	PGF 16293	K 3 20
PGF 15125—28	Y 1 11	PGF 15591	B 2 20	PGF 16008	M 4 10	PGF 16293	L 2 10
PGF 15125—30	Y 1 11	PGF 15591	B 3 20	PGF 16009	M 4 10	PGF 16298	K 3 20
PGF 15156	L 3 20	PGF 15600	S 2 20	PGF 16034	L 3 20	PGF 16300	K 3 20
PGF 15156	L 3 21	PGF 15600	S 5 20	PGF 16035	M 1 10	PGF 16301	K 3 20
PGF 15156	L 4 10	PGF 15601	S 5 20	PGF 16035	M 4 10	PGF 16302	K 3 20
PGF 15156	L 4 11	PGF 15602	K 3 20	PGF 16055	S 2 20	PGF 16304	K 3 20
PGF 15206	M 1 10	PGF 15602	L 7 20	PGF 16056	S 2 20	PGF 16309	K 3 20
PGF 15206	M 4 20	PGF 15602	L 7 21	PGF 16059	M 4 10	PGF 16309	L 2 10
PGF 15208	M 1 10	PGF 15602	S 2 20	PGF 16060	W 1 20	PGF 16310	D 1 20
PGF 15208	M 4 20	PGF 15603	K 3 20	PGF 16060	W 2 20	PGF 16310	D 1 21
PGF 15218	M 1 10	PGF 15603	L 7 20	PGF 16064	P 1 20	PGF 16310	D 1 31
PGF 15218	M 4 20	PGF 15603	L 7 21	PGF 16065	P 1 20	PGF 16312	K 3 20
PGF 15222	S 1 20	PGF 15603	S 2 20	PGF 16073	M 1 10	PGF 16313	K 3 20
PGF 15232	L 7 20	PGF 15615	S 2 20	PGF 16074	M 1 10	PGF 16314	K 3 20
PGF 15233	L 7 20	PGF 15616	S 2 20	PGF 16078	A 1 20	PGF 16315	K 3 20
PGF 15234	L 7 20	PGF 15621	S 2 20	PGF 16078	A 2 20	PGF 16317	K 3 20
PGF 15234	L 7 21	PGF 15646	J 1 20	PGF 16079	A 1 20	PGF 16317	L 2 10
PGF 15242	J 6 10	PGF 15646	J 1 21	PGF 16079	A 2 20	PGF 16318	S 6 20
PGF 15266	L 7 20	PGF 15646	J 1 22	PGF 16080	A 2 20	PGF 16319	K 3 20
PGF 15267	L 7 20	PGF 15646	J 1 23	PGF 16080	A 1 20	PGF 16320	K 3 20
PGF 15269	L 7 20	PGF 15648	L 2 10	PGF 16081	A 2 20	PGF 16321	K 3 20
PGF 15269	L 7 21	PGF 15656	M 1 10	PGF 16081	A 1 20	PGF 16325	K 3 20
PGF 15275	M 1 20	PGF 15656	M 4 20	PGF 16086	L 7 21	PGF 16337—1	K 1 20
PGF 15330	J 7 20	PGF 15660	S 2 20	PGF 16092	M 2 20	PGF 16337—1	K 2 20
PGF 15330	J 7 21	PGF 15661	S 2 20	PGF 16092	M 5 20	PGF 16338	K 2 20
PGF 15375	Y 1 10	PGF 15663	S 2 20	PGF 16093	M 2 20	PGF 16346	K 3 20
PGF 15376	Y 1 10	PGF 15665	G 3 10	PGF 16093	M 5 20	PGF 16347	D 1 30
PGF 15378	B 1 20	PGF 15671	B 1 20	PGF 16094	M 2 20	PGF 16347	D 1 31
PGF 15378	B 1 21	PGF 15671	B 1 21	PGF 16094	M 5 20	PGF 16351	L 2 10
PGF 15379	J 1 20	PGF 15672	S 2 20	PGF 16102	M 1 10	PGF 16351	P 2 20
PGF 15379	J 1 21	PGF 15673	K 3 20	PGF 16102	M 4 10	PGF 16354	L 2 10
PGFS15380	J 1 20	PGF 15673	L 7 20	PGF 16104	M 2 20	PGF 16354	P 2 20
PGFS15380	J 1 21	PGF 15673	L 7 21	PGF 16104	M 5 20	PGF 16356	L 1 50
PGF 15388	D 1 20	PGF 15673	S 2 20	PGF 16105	M 4 10	PGF 16356	L 2 10
PGF 15388	B 7 10	PGF 15719—1	K 1 20	PGF 16106	M 1 10	PGF 16356	P 2 20
PGF 15388	B 8 10	PGF 15739	J 6 10	PGF 16117	D 1 30	PGF 16357	L 2 10
PGF 15388	B 9 10	PGF 15741	L 5 10	PGF 16117	D 1 31	PGF 16357	P 2 20
PGF 15402	S 1 20	PGF 15741	K 3 20	PGF 16118	E 1 40	PGF 16361	J 6 10
PGF 15403	L 1 50	PGF 15741	L 6 10	PGF 16126	D 1 30	PGF 16364	M 3 21
PGF 15413	J 1 22	PGF 15749	S 2 20	PGF 16126	D 1 31	PGF 16364	M 6 21
PGF 15413	J 1 23	PGF 15751	G 5 20	PGF 16127	M 4 10	PGF 16368	L 7 20
PGF 15413	J 4 20	PGF 15764	S 2 20	PGF 16128	D 1 30	PGF 16368	L 7 21
PGF 15413	B 2 20	PGF 15767	P 2 20	PGF 16128	D 1 31	PGF 16372	B 10 10
PGF 15413	B 3 20	PGF 15769	P 2 20	PGF 16131	M 3 21	PGF 16372	S 4 10
PGF 15417	M 1 20	PGF 15778	L 7 20	PGF 16131	M 6 21	PGF 16374	B 10 20
PGF 15446	J 1 20	PGF 15787	G 2 20	PGF 16134	M 2 20	PGF 16374	S 4 10
PGF 15446	J 1 22	PGF 15787	G 4 20	PGF 16134	M 5 20	PGF 16383	L 1 40
PGF 15446	B 1 20	PGF 15787	P 1 20	PGF 16139	M 4 20	PGF 16384—27	L 1 40
PGF 15449	J 1 20	PGF 15806	K 9 10	PGF 16140	M 3 20	PGF 16390	L 1 30
PGF 15449	J 1 22	PGF 15806	K 10 10	PGF 16143	M 1 20	PGF 16390	L 1 40
PGF 15449	B 1 20	PGF 15807	G 9 10	PGF 16143	M 4 20	PGF 16400	G 3 10
PGF 15491	S 2 20	PGF 15807	K 10 10	PGF 16144	S 1 20	PGF 16401	T 1 10
PGF 15497	J 1 22	PGF 15836	J 1 20	PGF 16151	L 7 20	PGF 16405	M 2 20
PGF 15497	J 1 23	PGF 15836	J 1 21	PGF 16151	L 7 21	PGF 16428	P 1 20
PGF 15499	J 1 22	PGF 15870	D 1 20	PGF 16177	J 4 20	PGF 16430	L 7 20
PGF 15499	J 1 23	PGF 15870	D 1 21	PGF 16188	L 7 20	PGF 16430	L 7 21
PGF 15502	J 1 22	PGF 15874	D 1 30	PGF 16188	L 7 21	PGF 16433	M 3 21
PGF 15502	J 1 23	PGF 15874	D 1 31	PGF 16189	L 7 20	PGF 16434	M 1 20
PGF 15505	B 2 20	PGF 15875	D 1 30	PGF 16189	L 7 21	PGF 16434	J 5 10
PGF 15505	B 3 20	PGF 15875	D 1 31	PGF 16190	L 7 20	PGF 16435	J 5 10
PGF 15505	J 4 20	PGF 15880	P 3 20	PGF 16190	L 7 21	PGF 16441	P 2 20
PGF 15511	J 1 20	PGF 15888	B 3 20	PGF 16191	L 7 20	PGF 16452	K 5 20
PGF 15511	J 1 21	PGF 15888	B 3 20	PGF 16191	L 7 21	PGF 16459	P 2 20
PGF 15512	J 1 20	PGF 15888	J 4 20	PGF 16192	L 7 20	PGF 16496	J 9 10
PGF 15512	J 1 21	PGF 15894	J 1 22	PGF 16192	L 7 21	PGF 16497	P 1 20
PGF 15534	B 2 20	PGF 15894	J 1 23	PGF 16193	L 7 20	PGF 16498	P 1 20
PGF 15534	B 3 20	PGF 15899	J 1 22	PGF 16194	L 7 20	PGF 16506	P 2 20
PGF 15534	J 4 20	PGF 15899	J 1 23	PGF 16194	L 7 21	PGF 16508	P 2 20
PGF 15549	J 1 20	PGF 15900	J 1 22	PGF 16199	K 3 20	PGF 16509	P 2 20
PGF 15550	J 4 20	PGF 15900	J 1 23	PGF 16202	E 1 30	PGF 16511	J 1 22
PGF 15550	B 2 20	PGF 15903	J 6 10	PGF 16221	S 5 20	PGF 16512	J 1 22
PGF 15550	B 3 20	PGF 15904	J 1 22	PGF 16222	S 5 20	PGF 16512	J 1 23
PGF 15564	J 9 10	PGF 15904	J 1 23	PGF 16246	J 1 20	PGF 16515	J 1 22
PGF 15565	J 6 10	PGF 15915	N 2 20	PGF 16246	J 1 21	PGF 16515	J 1 23
PGF 15566	J 6 10	PGF 15915	N 2 21	PGF 16252	K 2 20	PGF 16541	B 4 10
PGF 15568	J 1 22	PGF 15916	N 2 21	PGF 16258	K 3 20	PGF 16541	B 5 10
PGF 15568	J 1 23	PGF 15924	N 2 20	PGF 16259	K 3 20	PGF 16541	J 8 21
PGF 15569	J 1 22	PGF 15932	N 1 21	PGF 16262—3	N 2 20	PGF 16541	J 8 20
PGF 15569	J 1 23	PGF 15963	M 2 20	PGF 16262—3	N 2 21	PGF 16542	L 3 20
PGF 15570	J 1 22	PGF 15963	M 5 20	PGF 16262—4	N 1 20	PGF 16552	J 9 10
PGF 15570	J 1 23	PGF 15978	J 1 20	PGF 16262—4	N 1 21	PGF 16555	J 9 10

INDEX

PART NUMBER	PAGE NUMBER	PART NUMBER	PAGE NUMBER	PART NUMBER	PAGE NUMBER	PART NUMBER	PAGE NUMBER
PGF 16569	M 2 20	PGF 16934	J 1 20	PGF 17518	K 10 20	PGF 17909	L 3 21
PGF 16569	M 5 20	PGF 16934	B 1 20	PGF 17524	K 9 20	PGF 17910	K 2 20
PGF 16589	K 5 20	PGF 16937	J 1 20	PGF 17524	K 10 20	PGF 17911	K 2 20
PGF 16590	K 5 20	PGF 16937	J 1 21	PGF 17525	K 9 20	PGF 17922	C 1 20
PGF 16591	K 5 20	PGF 16943	L 3 20	PGF 17525	K 10 20	PGF 17925	C 1 20
PGF 16592	K 5 20	PGF 16943	L 4 10	PGF 17540	K 9 10	PGF 17925—1	C 1 20
PGF 16593	L 7 20	PGF 16949	L 3 20	PGF 17540	K 10 10	PGF 17925—2	C 1 20
PGF 16612	J 9 10	PGF 16949	L 3 21	PGF 17560	C 2 10	PGF 17925—3	C 1 20
PGF 16619	M 1 20	PGF 16949	L 4 10	PGF 17561	S 1 20	PGF 17925—4	C 1 20
PGF 16620	M 1 20	PGF 16956	B 1 20	PGF 17570	T 1 10	PGF 17925—5	C 1 20
PGF 16628	J 6 10	PGF 16956	B 1 21	PGF 17576	X 1 10	PGF 17925—6	C 1 20
PGF 16629	S 1 20	PGF 16975	J 6 10	PGF 17577	X 1 10	PGF 17925—7	C 1 20
PGF 16631	L 1 30	PGF 16976	J 6 10	PGF 17577	X 2 10	PGF 17925—8	C 1 20
PGF 16640	L 2 10	PGF 16985	L 3 20	PGF 17580	G 2 20	PGF 17925—9	C 1 20
PGF 16640	P 2 20	PGF 16985	L 4 12	PGF 17580	P 1 20	PGF 17925—10	C 1 20
PGF 16640	P 3 20	PGF 16985	L 4 14	PGF 17581	S 1 20	PGF 17925—11	C 1 20
PGF 16641	L 2 10	PGF 16985	L 4 13	PGF 17589	K 1 20	PGF 17925—12	C 1 20
PGF 16641	P 2 20	PGF 16989	L 1 40	PGF 17590	K 1 20	PGF 17925—13	C 1 20
PGF 16641	P 3 20	PGF 16990	L 1 40	PGF 17639	U 1 20	PGF 17925—14	C 1 20
PGF 16678	J 6 10	PGF 16991	L 1 50	PGF 17639	A 2 20	PGF 17925—15	C 1 20
PGF 16684	M 1 20	PGF 16992	L 1 30	PGF 17639	A 1 20	PGF 17925—16	C 1 20
PGF 16690	P 1 20	PGF 16996	P 3 20	PGF 17641	E 1 50	PGF 17925—17	C 1 20
PGF 16693	J 3 10	PGF 17019	J 6 10	PGF 17642	S 10 20	PGF 17925—18	C 1 20
PGF 16693	B 4 10	PGF 17024	L 2 10	PGF 17642	S 9 10	PGF 17925—19	C 1 20
PGF 16693	B 5 10	PGF 17024	P 3 20	PGF 17650	P 1 20	PGF 17925—20	C 1 20
PGF 16693	J 8 21	PGF 17039	D 1 20	PGF 17652	L 7 20	PGF 17925—21	C 1 20
PGF 16693	J 8 20	PGF 17039	D 1 21	PGF 17658	J 7 20	PGF 17925—22	C 1 20
PGF 16694	J 3 10	PGF 17041	D 1 30	PGF 17658	J 7 21	PGF 17925—23	C 1 20
PGF 16694	B 4 10	PGF 17041	D 1 31	PGF 17659	J 7 20	PGF 17925—24	C 1 20
PGF 16694	B 5 10	PGF 17042	D 1 20	PGF 17659	J 7 21	PGF 17925—55	C 1 20
PGF 16694	J 8 21	PGF 17043	D 1 30	PGF 17660	S 10 20	PGF 17925—56	C 1 20
PGF 16694	J 8 20	PGF 17043	D 1 31	PGF 17661	S 10 20	PGF 17925—57	C 1 20
PGF 16695	J 3 10	PGF 17074	J 1 22	PGF 17666	S 10 20	PGF 17928	D 1 30
PGF 16695	B 4 10	PGF 17074	J 1 23	PGF 17667	J 7 20	PGF 17928	D 1 21
PGF 16710	M 3 21	PGF 17079	B 8 10	PGF 17667	J 7 21	PGF 17930	L 7 20
PGF 16710	P 2 20	PGF 17084	A 1 20	PGF 17719	B 1 20	PGF 17930	L 7 21
PGF 16710	P 3 20	PGF 17084	A 2 20	PGF 17719	B 1 21	PGF 17932	M 2 20
PGF 16711	P 2 20	PGF 17085	A 1 20	PGF 17732	K 1 20	PGF 17932	M 5 20
PGF 16711	P 3 20	PGF 17085	A 2 20	PGF 17733	M 2 20	PGF 17934	Y 2 10
PGF 16729	M 1 20	PGF 17086	B 10 20	PGF 17733	M 5 20	PGF 17936	M 2 20
PGF 16731	M 1 20	PGF 17086	S 4 10	PGF 17747	M 4 20	PGF 17936	M 5 20
PGF 16733	M 1 20	PGF 17087	N 1 21	PGF 17753	Y 1 20	PGF 17937	Y 2 10
PGF 16734	M 1 20	PGF 17090	P 2 20	PGF 17755	Y 1 10	PGF 17939	K 2 20
PGF 16735	M 1 20	PGF 17120	P 3 20	PGF 17756	Y 1 10	PGF 17942	M 2 20
PGF 16769	M 1 20	PGF 17138	M 5 20	PGF 17767	M 1 20	PGF 17942	M 5 20
PGF 16770	M 1 20	PGF 17147	M 4 20	PGF 17768	C 3 10	PGF 17942	P 2 20
PGF 16779	J 8 21	PGF 17148	M 4 20	PGF 17778	J 8 20	PGF 17943	L 4 11
PGF 16779	J 7 20	PGF 17149	M 4 20	PGF 17782	W 3 20	PGF 17943	L 4 11
PGF 16779	J 7 21	PGF 17150	M 4 20	PGF 17786	J 1 22	PGF 17983	K 1 20
PGF 16779	J 8 20	PGF 17170	D 1 30	PGF 17786	J 1 23	PGF 17992	K 2 20
PGF 16780	J 8 21	PGF 17170	D 1 31	PGF 17798	J 8 20	PGF 18002	M 6 21
PGF 16780	J 8 20	PGF 17171	B 7 10	PGF 17801	J 1 22	PGF 18006	L 4 10
PGF 16781	J 7 20	PGF 17172	B 7 10	PGF 17801	J 1 23	PGF 18009	N 1 20
PGF 16781	J 7 21	PGF 17172—55	B 7 11	PGF 17803	S 10 20	PGF 18009	N 1 21
PGF 16791	J 3 10	PGF 17194	L 1 30	PGF 17803	S 10 20	PGF 18009	N 2 20
PGF 16791	B 4 10	PGF 17224	P 2 20	PGF 17804	S 10 20	PGF 18009	N 2 21
PGF 16791	B 5 10	PGF 17228	J 7 20	PGF 17805	S 10 20	PGF 18029	M 2 20
PGF 16791	J 8 21	PGF 17228	J 7 21	PGF 17805	S 6 20	PGF 18038	D 1 30
PGF 16791	J 8 20	PGF 17229	J 7 21	PGF 17809	G 5 20	PGF 18038	D 1 31
PGF 16793	B 5 10	PGF 17232	L 4 10	PGF 17820	Y 1 10	PGF 18045	M 2 20
PGF 16793	J 8 21	PGF 17256	K 7 10	PGF 17824	J 1 23	PGF 18045	M 3 20
PGF 16797	J 3 10	PGF 17267	M 2 20	PGF 17827	J 1 21	PGF 18045	M 3 21
PGF 16797	B 4 10	PGF 17267	M 5 20	PGF 17829	M 1 20	PGF 18045	M 5 20
PGF 16797	B 5 10	PGF 17270	P 2 20	PGF 17836	M 6 20	PGF 18046	M 2 20
PGF 16797	J 8 21	PGF 17270	P 4 10	PGF 17840	J 1 22	PGF 18046	M 3 20
PGF 16797	J 8 20	PGF 17271	M 4 20	PGF 17840	J 1 23	PGF 18046	M 3 21
PGF 16799	M 1 10	PGF 17277	M 1 20	PGF 17843—3	M 4 20	PGF 18046	M 5 20
PGF 16800	M 1 10	PGF 17292	L 1 50	PGF 17843—4	M 1 20	PGF 18046	M 6 20
PGF 16801	M 4 10	PGF 17292	L 2 10	PGF 17843—4	M 1 20	PGF 18046	M 6 21
PGF 16828—31	G 4 20	PGF 17358	U 1 20	PGF 17844	M 6 20	PGF 18046	M 6 21
PGF 16833	L 3 20	PGF 17362	S 1 20	PGF 17849	N 2 20	PGF 18053	M 2 20
PGF 16833	L 4 10	PGF 17362—55	S 1 20	PGF 17850—11	N 2 21	PGF 18053	M 5 20
PGF 16860	K 1 20	PGF 17362—56	S 1 20	PGF 17850—11	N 3 20	PGF 18053	P 2 20
PGF 16862	Y 1 20	PGF 17465	P 2 20	PGF 17850—11	M 3 21	PGF 18053	P 3 20
PGF 16865	Y 1 20	PGF 17484	K 9 20	PGF 17850—11	M 6 20	PGF 18062	M 4 20
PGF 16868	K 4 20	PGF 17484	K 10 20	PGF 17850—19	M 6 21	PGF 18106	M 1 20
PGF 16889	K 5 20	PGF 17499	K 9 10	PGF 17850—19	M 6 21	PGF 18119	L 3 20
PGF 16910	B 8 11	PGF 17499	K 10 10	PGF 17852	M 6 20	PGF 18128	A 2 20
PGF 16912	T 2 10	PGF 17500	K 9 10	PGF 17852	M 6 21	PGF 18129	A 1 20
PGF 16913	T 2 10	PGF 17500	K 10 10	PGF 17858	M 6 20	PGF 18136	D 1 20
PGF 16914	T 2 10	PGF 17502	M 2 20	PGF 17858	M 3 21	PGF 18139—55	J 2 11
PGF 16915	K 8 10	PGF 17517	K 9 20	PGF 17859	M 1 20	PGF 18139—55	S 1 31
PGF 16916	K 5 20	PGF 17517	K 9 20	PGF 17865	M 4 20	PGF 18140—55	J 2 10
PGF 16922	H 1 10	PGF 17518	K 10 20	PGF 17881	Y 1 20	PGF 18140—55	S 1 30
PGF 16924	K 7 10	PGF 17518	K 9 20	PGF 17887	M 4 20	PGF 18148	P 2 20
				PGF 17903	K 2 20	PGF 18168	K 10 10
						PGF 18173	K 9 10
						PGF 18181	M 2 20

INDEX

PART NUMBER	PAGE NUMBER	PART NUMBER	PAGE NUMBER	PART NUMBER	PAGE NUMBER	PART NUMBER	PAGE NUMBER
PGF 18198	K 1 20	PGF 18588	S 5 20	PGF 18794	K 1 20	PGF 18921	N 2 20
PGF 18200	M 2 20	PGF 18589	S 2 20	PGF 18795	N 1 20	PGF 18921	N 2 21
PGF 18201	M 2 20	PGF 18590	S 5 20	PGF 18795	N 1 21	PGF 18922	L 3 21
PGF 18218	K 2 20	PGF 18590	S 6 20	PGF 18795	N 2 20	PGF 18922	L 4 11
PGF 18252	D 1 20	PGF 18591—4	S 6 20	PGF 18795	N 2 21	PGF 18923	N 2 20
PGF 18252	D 1 21	PGF 18599	S 6 20	PGF 18796	B 7 11	PGF 18924	N 2 20
PGF 18255	D 1 30	PGF 18620	M 2 20	PGF 18796	B 8 11	PGF 18925	C 2 10
PGF 18255	D 1 31	PGF 18624	B 9 10	PGF 18796	B 9 11	PGF 18926	N 1 21
PGF 18264	L 4 10	PGF 18630	N 2 20	PGF 18796	J 2 10	PGF 18926	N 2 21
PGF 18264	L 4 11	PGF 18630	N 2 21	PGF 18796	J 2 11	PGF 18927	N 2 21
PGF 18266	M 2 20	PGF 18640	Y 1 10	PGF 18796	S 1 30	PGF 18928	N 1 20
PGF 18268	M 3 20	PGF 18653	J 7 20	PGF 18796	S 1 31	PGF 18928	N 1 21
PGF 18268	M 6 20	PGF 18654	J 7 20	PGF 18799	D 1 20	PGF 18928	N 2 20
PGF 18272	L 7 20	PGF 18657	M 2 20	PGF 18800	D 1 20	PGF 18928	N 2 21
PGF 18283	M 1 10	PGF 18660	J 7 20	PGF 18800	D 1 21	PGF 18929	G 8 20
PGF 18293	J 8 20	PGF 18661	J 7 20	PGF 18803	D 1 20	PGF 18952	N 1 20
PGF 18298	Y 1 20	PGF 18662	W 3 20	PGF 18803	O 1 21	PGF 18952	N 2 20
PGF 18299	Y 1 20	PGF 18664	M 6 20	PGF 18804	N 1 20	PGF 18962	T 1 10
PGF 18299	Y 1 11	PGF 18670	J 2 10	PGF 18804	N 2 20	PGF 18968	N 1 20
PGF 18300	Y 1 20	PGF 18670	J 2 11	PGF 18805	N 1 20	PGF 18968	N 1 21
PGF 18300	Y 1 11	PGF 18670	B 1 20	PGF 18805	A 2 20	PGF 18968	N 2 20
PGF 18308	D 1 30	PGF 18670	B 7 10	PGF 18805	A 1 20	PGF 18968	N 2 21
PGF 18308	D 1 31	PGF 18670	B 7 10	PGF 18806	A 2 20	PGF 18969	J 1 20
PGF 18317	S 4 10	PGF 18670	B 8 10	PGF 18806	A 1 20	PGF 18969	J 1 22
PGF 18320	G 8 20	PGF 18670	B 9 10	PGF 18806	D 1 20	PGF 18973	J 1 20
PGF 18320	L 3 21	PGF 18670	B 9 10	PGF 18807	D 1 21	PGF 18973	J 1 22
PGF 18320	L 4 10	PGF 18670	S 1 30	PGF 18812	L 7 20	PGF 18978	K 1 20
PGF 18320	L 4 11	PGF 18670	S 1 31	PGF 18813	L 7 20	PGF 18988	G 4 20
PGF 18320	L 4 12	PGF 18671	W 3 20	PGF 18819	Y 1 11	PGF 18989	G 4 20
PGF 18320	L 4 14	PGF 18675	W 3 20	PGF 18825	M 6 21	PGF 18992	G 4 20
PGF 18326	D 1 30	PGF 18676	W 3 20	PGF 18826	M 6 21	PGF 18993	G 4 20
PGF 18326	D 1 31	PGF 18677	W 3 20	PGF 18827	L 1 50	PGF 18994	G 4 20
PGF 18331	X 1 10	PGF 18678	W 3 20	PGF 18830	M 2 20	PGF 18995	G 6 10
PGF 18331	M 2 20	PGF 18679	W 3 20	PGF 18831	N 1 20	PGF 18996	K 9 20
PGF 18406	M 2 20	PGF 18680	W 3 20	PGF 18831	N 2 20	PGF 18996	K 10 20
PGF 18406	M 5 20	PGF 18690	W 3 20	PGF 18833	M 2 20	PGF 18997	K 9 20
PGF 18414	M 3 20	PGF 18691	W 3 20	PGF 18833	M 5 20	PGF 18997	K 10 20
PGF 18414	M 3 21	PGF 18692	M 3 20	PGF 18834	N 1 20	PGF 19023	L 3 21
PGF 18414	M 6 20	PGF 18692	M 3 21	PGF 18834	N 2 20	PGF 19023	L 4 11
PGF 18414	M 6 21	PGF 18692	M 6 20	PGF 18835	N 1 20	PGF 19025	M 2 20
PGF 18415	M 3 20	PGF 18692	M 6 21	PGF 18835	N 2 20	PGF 19026	M 2 20
PGF 18415	M 6 20	PGF 18693	M 3 20	PGF 18839	M 2 20	PGF 19034	J 4 20
PGF 18418	K 5 20	PGF 18693	M 3 21	PGF 18839	M 5 20	PGF 19034	B 2 20
PGF 18421	M 2 20	PGF 18693	M 6 20	PGF 18849	E 1 30	PGF 19034	B 3 20
PGF 18421	M 5 20	PGF 18693	M 6 21	PGF 18882	K 2 20	PGF 19036	J 4 20
PGF 18421	P 2 20	PGF 18694	M 3 21	PGF 18884	N 1 20	PGF 19036	B 2 20
PGF 18422	G 5 20	PGF 18694	M 6 20	PGF 18884	N 2 20	PGF 19036	B 3 20
PGF 18422	M 2 20	PGF 18694	M 6 21	PGF 18885	N 2 20	PGF 19042	T 1 10
PGF 18422	M 3 20	PGF 18696	Y 2 10	PGF 18886	N 1 20	PGF 19042	T 2 10
PGF 18422	M 3 21	PGF 18705	C 1 20	PGF 18887	N 1 20	PGF 19042	U 1 20
PGF 18422	M 5 20	PGF 18707	J 1 20	PGF 18887	N 2 20	PGF 19042	B 10 10
PGF 18422	M 6 20	PGF 18707	J 1 22	PGF 18888	N 1 20	PGF 19042	K 1 20
PGF 18422	M 6 21	PGF 18707	B 1 20	PGF 18888	N 1 21	PGF 19042	K 2 20
PGF 18422	P 2 20	PGF 18709	S 1 30	PGF 18888	N 2 20	PGF 19042	K 7 20
PGF 18422	P 3 20	PGF 18710	S 1 31	PGF 18888L	N 2 20	PGF 19042	K 8 10
PGF 18424—4	M 6 21	PGF 18712	C 3 10	PGF 18888	N 2 21	PGF 19042	J 5 10
PGF 18425	S 5 20	PGF 18713	W 1 20	PGF 18889	N 1 20	PGF 19042	S 4 10
PGF 18426	M 2 20	PGF 18713	W 2 20	PGF 18889	N 2 20	PGF 19046	K 1 20
PGF 18426	M 5 20	PGF 18719	L 7 21	PGF 18890	D 1 30	PGF 19053	K 2 20
PGF 18432	M 2 20	PGF 18720	M 2 20	PGF 18894	M 2 20	PGF 19054	K 2 20
PGF 18433	K 4 20	PGF 18721	X 2 10	PGF 18896	M 2 20	PGF 19055	U 1 20
PGF 18435	M 2 20	PGF 18724	C 2 10	PGF 18896	M 5 20	PGF 19066	G 1 10
PGF 18435	M 5 20	PGF 18724	S 1 20	PGF 18897	M 2 20	PGF 19087	G 4 20
PGF 18436	M 2 20	PGF 18726	C 2 10	PGF 18897	M 5 20	PGF 19090	G 8 20
PGF 18437	M 2 20	PGF 18726	S 1 20	PGF 18903—1	D 1 30	PGF 19111	M 1 10
PGF 18445	M 3 20	PGF 18727	L 1 40	PGF 18903—1	D 1 31	PGF 19112	M 1 10
PGF 18445	M 6 20	PGF 18728	C 3 10	PGF 18903—2	D 1 30	PGF 19200	M 3 21
PGF 18446	M 3 20	PGF 18730	M 5 20	PGF 18903—2	D 1 31	PGF 19200	M 6 21
PGF 18446	M 3 21	PGF 18746	D 1 30	PGF 18903—3	D 1 30	PGF 19219	M 3 21
PGF 18446	M 6 20	PGF 18746	D 1 31	PGF 18903—3	D 1 31	PGF 19219	M 6 21
PGF 18446	M 6 21	PGF 18748	M 5 20	PGF 18913	B 9 11	PGF 19220	M 3 21
PGF 18447	M 3 20	PGF 18753	J 1 22	PGF 18913	B 9 10	PGF 19220	M 6 21
PGF 18447	M 6 20	PGF 18759—1	Y 1 20	PGF 18916	N 1 20	PGF 19222	L 7 21
PGF 18465	M 6 20	PGF 18759—2	Y 1 20	PGF 18916	N 1 21	PGF 19224	L 7 21
PGF 18476	M 1 20	PGF 18759—3	Y 1 10	PGF 18916	N 2 20	PGF 19226	A 2 20
PGF 18480	B 9 10	PGF 18759—4	Y 1 10	PGF 18916	N 2 21	PGF 19226	A 1 20
PGF 18517	M 5 20	PGF 18759—5	Y 1 20	PGF 18917	N 1 20	PGF 19230	Y 2 10
PGF 18582	M 2 20	PGF 18759—11	Y 1 20	PGF 18917	N 2 20	PGF 19230	A 2 20
PGF 18583	N 1 20	PGF 18759—12	Y 1 20	PGF 18918	N 1 20	PGF 19230	A 1 20
PGF 18583	N 1 21	PGF 18761	E 1 50	PGF 18919	N 1 20	PGF 19231	N 1 21
PGF 18583	N 2 20	PGF 18762	Y 1 10	PGF 18920	N 1 20	PGF 19231	N 2 21
PGF 18583	N 2 21	PGF 18763	E 1 50	PGF 18920	N 1 21	PGF 19242	J 8 20
PGF 18584	S 5 20	PGF 18770	L 9 10	PGF 18920	N 2 20	PGF 19243	L 3 22
PGF 18584	S 6 20	PGF 18772	L 3 21	PGF 18920	N 2 21	PGF 19245	L 1 40
PGF 18584	S 7 20	PGF 18772	L 4 11	PGF 18921	N 1 20	PGF 19246	L 1 50
PGF 18587	L 8 11	PGF 18793	E 1 40	PGF 18921	N 1 21	PGF 19248	L 1 50



INDEX

PART NUMBER	PAGE NUMBER	PART NUMBER	PAGE NUMBER	PART NUMBER	PAGE NUMBER	PART NUMBER	PAGE NUMBER
PGF 19249	K 3 20	PGF 19518	J 6 10	PGF 19647	J 8 21	PGF 20078	L 4 13
PGF 19252	S 10 20	PGF 19519	N 2 21	PGF 19675	L 1 30	PGF 20101	L 1 21
PGF 19252	S 6 20	PGF 19520	J 7 21	PGF 19675	L 2 10	PGF 20101	L 11 10
PGF 19253	L 1 40	PGF 19521	J 7 21	PGF 19676	L 1 40	PGF 20104	L 1 21
PGF 19254	L 1 40	PGF 19522	J 7 21	PGF 19677	Y 1 11	PGF 20105	L 1 21
PGF 19266	S 6 20	PGF 19526	Y 1 11	PGF 19678	Y 1 11	PGF 20106	L 1 21
PGF 19269	S 10 20	PGF 19527	L 7 21	PGF 19687	M 4 10		
PGF 19270	S 10 20	PGF 19531	L 1 50	PGF 19688	M 4 10		
PGF 19272	L 1 40	PGF 19532	J 8 21	PGF 19694	B 8 11		
PGF 19272	L 10 10	PGF 19533	N 1 21	PGF 19695	S 6 20	PGP 1414	F 1 10
PGF 19274	L 4 12	PGF 19533	N 2 21	PGF 19696	S 6 20	PGP 1813	L 1 50
PGF 19274	L 4 14	PGF 19535	J 7 21	PGF 19698	Q 1 10	PGP 1993	J 9 10
PGF 19275	L 4 12	PGF 19536	N 1 21	PGF 19724	L 1 50	PGPS 2368	B 1 20
PGF 19275	L 4 14	PGF 19536	N 2 21	PGF 19724	L 2 10	PGP, 2368	B 1 21
PGF 19276	G 5 20	PGF 19537	N 1 21	PGF 19725	L 1 50	PGP 2410	J 4 20
PGF 19277	S 10 20	PGF 19537	N 2 21	PGF 19727	W 1 20	PGP 2410	B 2 20
PGF 19277	S 6 20	PGF 19538	N 1 21	PGF 19727	W 2 20	PGP 2410	B 3 20
PGF 19277	S 8 10	PGF 19538	N 2 21	PGF 19738	L 7 21	PGP 2607	D 1 20
PGF 19278	W 1 20	PGF 19539	N 1 21	PGF 19741	N 1 21	PGP 2607	D 1 21
PGF 19278	W 2 20	PGF 19539	N 2 21	PGF 19741	N 2 21	PGPA 9126	E 1 30
PGF 19282	L 7 21	PGF 19540	N 1 21	PGF 19751	L 7 21	PGPA 9127	E 1 30
PGF 19283	L 7 21	PGF 19540	N 2 21	PGF 19752	L 7 21	PGP 9974	D 1 30
PGF 19288	J 7 20	PGF 19542	J 8 21	PGF 19753	L 7 21	PGP 9974	D 1 31
PGF 19293	G 5 20	PGF 19543	J 8 21	PGF 19754	L 7 21	PGP 11802	K 6 10
PGF 19294	G 5 20	PGF 19545	N 1 21	PGF 19755	L 7 21	PGP 13082	Y 1 20
PGF 19297	G 5 20	PGF 19545	N 2 21	PGF 19765	L 7 21	PGP 13083	Y 1 20
PGF 19297	G 7 10	PGF 19548 — 6	N 1 21	PGF 19766	L 7 21	PGP 16148	A 2 20
PGF 19298	G 4 20	PGF 19548 — 6	N 2 21	PGF 19767	L 7 21	PGP 16148	A 1 20
PGF 19299	G 4 20	PGF 19549	N 1 21	PGF 19768	N 1 21	PGP 18478	A 2 20
PGF 19304	G 7 10	PGF 19549	N 2 21	PGF 19768	N 2 21	PGP 18478	A 1 20
PGF 19318	M 3 21	PGF 19550	M 2 20	PGF 19775	L 7 21		
PGF 19318	M 6 21	PGF 19550	M 5 20	PGF 19776	L 7 21		
PGF 19321	G 5 20	PGF 19558 — 8	K 3 20	PGF 19777	L 7 21		
PGF 19323 — 6	S 10 20	PGF 19566	B 2 20	PGF 19782	L 7 21	PGU 1668	K 4 20
PGF 19324	L 4 12	PGF 19566	J 4 20	PGF 19783	L 7 21	PGU 1669	K 4 20
PGF 19361	L 1 50	PGF 19567	J 4 20	PGF 19795	K 3 20	PGU 1690	U 1 20
PGF 19361	L 4 14	PGF 19567	B 2 20	PGF 19844	D 1 21	PGU 1738A	E 1 30
PGF 19379	G 5 20	PGF 19567	B 3 20	PGF 19848	N 1 21	PGU 1741	D 1 30
PGF 19386	L 4 12	PGF 19581	B 7 11	PGF 19848	N 2 21	PGU 1741A	D 1 31
PGF 19386	L 4 14	PGF 19581	B 8 11	PGF 19884	K 4 20	PGU 1800	K 3 20
PGF 19388	G 8 20	PGF 19581	B 9 11	PGF 19888	M 5 20	PGU 1958E	K 7 10
PGF 19389	L 4 12	PGF 19581	J 1 21	PGF 19892	M 1 20	PGU 1959E	K 7 10
PGF 19389	L 4 14	PGF 19581	J 1 23	PGF 19894	T 2 10	PGU 2386	K 6 10
PGF 19392	L 7 21	PGF 19581	D 1 21	PGF 19896	B 10 20	PGU 2389	K 6 20
PGF 19393	L 1 40	PGF 19581	B 1 21	PGF 19897	J 5 10	PGU 2459B	B 1 20
PGF 19395	G 5 20	PGF 19584	B 3 20	PGF 19903	K 7 20	PGU 2463	B 3 20
PGF 19397	G 8 20	PGF 19587	J 1 21	PGF 19907	K 8 10	PGU 2551B	J 1 20
PGF 19401	M 6 21	PGF 19587	B 1 21	PGF 19908	J 9 10	PGU 2575	J 8 20
PGF 19409	M 2 20	PGF 19588	B 1 21	PGF 19910	M 1 20	PGU 2609	B 10 10
PGF 19409	M 5 20	PGF 19591	B 7 11	PGF 19911	M 1 20	PGU 2611	J 5 10
PGF 19422	L 1 50	PGF 19591	J 2 10	PGF 19912	M 1 20	PGU 2724	E 1 30
PGF 19429	L 4 12	PGF 19591	J 2 11	PGF 19913	G 3 10	PGU 2733	J 9 10
PGF 19429	L 4 14	PGF 19591	B 1 21	PGF 19914	M 1 20	PGU 2825	K 4 20
PGF 19433	L 1 50	PGF 19591	B 7 10	PGF 19932	J 7 21	PGU 2849	T 2 10
PGF 19435	M 4 10	PGF 19592	N 1 21	PGF 19937	D 1 31	PGU 2909	K 8 10
PGF 19438	M 1 10	PGF 19594	S 1 30	PGF 19942	K 3 20	PGU 2916	K 10 10
PGF 19445	M 4 10	PGF 19596	J 1 21	PGF 19943	K 3 20	PGU 2917	K 9 10
PGF 19450	L 1 40	PGF 19596	J 1 23	PGF 19944	Y 2 10	PGU 2921	K 9 20
PGF 19456	D 1 21	PGF 19596	B 1 21	PGF 19946	J 7 21	PGU 2921	K 10 20
PGF 19458	D 1 31	PGF 19597	D 1 21	PGF 19950	A 2 20	PGU 2922	K 10 20
PGF 19459	B 9 11	PGF 19598	S 1 31	PGF 19950	A 1 20	PGU 2923	K 9 20
PGF 19459	B 9 10	PGF 19601	B 2 20	PGF 19963	A 2 20	PGU 2924	K 9 20
PGF 19465	E 1 30	PGF 19601	J 4 20	PGF 19964	A 1 20	PGU 2924	K 10 20
PGF 19466	E 1 30	PGF 19602	J 1 21	PGF 19983	K 3 20	PGU 2925	K 10 20
PGF 19477	W 1 20	PGF 19602	J 1 23	PGF 19984	K 3 20	PGU 2926	K 9 20
PGF 19477	W 2 20	PGF 19602	B 1 21	PGF 19985	L 8 12	PGU 2933	U 1 20
PGF 19478	W 1 20	PGF 19603	J 1 21	PGF 19985	L 1 40	PGU 3032	J 1 22
PGF 19478	W 2 20	PGF 19604	B 1 21	PGF 19996	K 3 20	PGU 3369	J 8 21
PGF 19482	W 1 20	PGF 19606	J 1 23	PGF 20006	J 1 21	PGU 3374	J 1 23
PGF 19482	W 2 20	PGF 19609	B 9 11	PGF 20018	J 1 21	PGU 3376	J 1 21
PGF 19485	Y 1 11	PGF 19611	B 7 11	PGF 20018	J 1 23	PGU 3377	B 1 21
PGF 19486	Y 1 11	PGF 19613	K 3 20	PGF 20030	Y 1 11	PGU 3379	B 3 20
PGF 19490	Y 1 11	PGF 19614	B 3 20	PGF 20031	Y 1 11	PGU 5437	J 4 20
PGF 19500	Y 1 11	PGF 19616	K 3 20	PGF 20035	C 3 10	PGU 5437	B 2 20
PGF 19503	K 3 20	PGF 19620	A 1 20	PGF 20040	L 1 50	PGU 5437	B 3 20
PGF 19503	L 7 21	PGF 19620	A 2 20	PGF 20040	L 4 13	PGU 8125C	E 1 30
PGF 19504	D 1 31	PGF 19621	A 1 20	PGF 20043	L 4 13	PGU 8253	Y 1 20
PGF 19504	E 1 30	PGF 19621	A 2 20	PGF 20048	S 10 20	PGU 8254	Y 1 20
PGF 19508	J 7 21	PGF 19625	M 1 20	PGF 20048	S 8 11	PGU 8416	K 2 20
PGF 19509	P 3 20	PGF 19626	G 3 10	PGF 20048	S 6 20	PGU 8455	A 1 20
PGF 19512	M 1 10	PGF 19631	E 1 30	PGF 20071	L 4 13	PGU 8455	A 2 20
PGF 19513	M 4 10	PGF 19632	E 1 50	PGF 20072	L 4 13	PGU 9197	L 5 10
PGF 19515	N 1 21	PGF 19639	A 1 20	PGF 20073	L 4 13	PGU 9197	L 6 10
PGF 19515	N 2 21	PGF 19639	A 2 20	PGF 20075	M 4 10	PGU 9201	L 5 10
PGF 19516	N 1 21	PGF 19643	G 5 20	PGF 20076	G 8 20	PGU 9202	L 5 10
PGF 19516	N 2 21	PGF 19644	G 5 20	PGF 20077	L 4 13	PGU 9203	L 6 10



INDEX

PART NUMBER	PAGE NUMBER	PART NUMBER	PAGE NUMBER	PART NUMBER	PAGE NUMBER	PART NUMBER	PAGE NUMBER
PGUS 9206	B 10 10	035077	M 1 20	111010	S 5 20	311618	B 1 21
PGUS 9206	S 4 10	035078	M 1 20	111012	G 3 10	311619	B 1 20
PGUS 9232	K 4 20	035085	M 1 20	121132	M 2 20	311619	B 1 21
PGU 9684	K 4 20	035086	M 1 20	121132	M 5 20	311623	D 1 20
PGU 9685	K 4 20	035087	M 1 20	164032	E 1 30	311623	D 1 21
		035088	M 1 20	164046	P 1 20	312245	B 1 20
		035089	M 1 20	166017	N 1 20	312245	B 1 21
		035090	M 1 20	166017	N 2 20	312505	D 1 20
		035094	M 4 20	166037	S 4 10	312505	D 1 21
		035095	M 4 20	166041	K 6 10	312507	D 1 21
RGF 1293	K 8 10	035096	M 4 20	190024	S 9 10	312514	D 1 20
RGF 2764-98	K 9 20	035098	M 4 20	190025	S 9 10	312514	D 1 21
RGF 2764-98	K 10 10	035099	M 4 20	190028	S 9 10	312547	J 1 20
RGF 2764-99	K 9 20	035100	M 4 20	190029	S 9 10	312547	J 1 21
RGF 2764-99	K 10 20	035123	M 4 20	190031	S 9 10	312547	J 1 22
RGF 2776-1	K 10 20	035124	M 4 20	190032	S 9 10	312547	J 1 23
RGF 2778-98	K 9 20	035125	M 4 20	190033	S 9 10	312549	J 1 20
RGF 2778-98	K 10 20	035126	M 1 20	190034	S 9 10	312549	J 1 21
RGF 2778-99	K 9 20	035127	M 1 20	190035	S 9 10	312549	B 1 20
RGF 2778-99	K 10 20	035128	M 1 20	190036	S 9 10	312549	B 1 21
RGF 2780-98	K 9 10	035129	M 1 20	190037	S 9 10	312814	J 3 10
RGF 2780-99	K 9 10	035165	M 1 20	190040	S 9 10	312814	B 4 10
RGF 2780-99	K 10 10	035166	M 1 20	190041	S 9 10	312814	B 5 10
RGF 4279	K 6 20	035167	M 1 20	190042	S 9 10	312836	B 2 20
RGF 4381	K 6 20	035168	M 1 20	190045	S 9 10	312836	B 3 20
RGF 6461	U 1 20	035169	M 1 20	190046	S 9 10	312836	J 4 20
RGF 6462	K 9 10	035170	M 1 20	190047	S 9 10	312888	J 3 10
RGF 6462	K 9 20	035171	M 1 20	190048	S 9 10	312888	B 4 10
RGF 6462	K 10 10	035172	M 1 20	190049	S 9 10	312888	B 5 10
RGF 6462	K 10 20	035173	M 1 20	190052	S 9 10	312991	J 1 20
RGF 6465	K 9 10	035174	M 1 20	190053	S 9 10	312991	J 1 21
RGF 6465	K 9 20	035175	M 1 20	190059	S 9 10	312991	J 1 22
RGF 6465	K 10 10	060030	L 9 10	190080	S 9 10	312991	J 1 23
RGF 6465	K 10 20	060031	L 9 10	190081	S 9 10	312991	B 1 20
RGF 6478	K 9 10	060032	L 9 10	190082	S 9 10	312991	B 1 21
RGF 6478	K 10 10	060033	L 9 10	190083	S 9 10	312995	J 8 21
		060034	L 9 10	190118	Y 2 10	312995	J 8 20
		060035	L 9 10	190119	Y 2 10	313098	B 1 20
SPA 76	K 7 20	060060	G 7 10	190120	Y 2 10	313098	B 1 21
		060061	G 7 10	190121	Y 2 10	313190	D 1 20
		060062	G 7 10	194206	B 2 20	313190	D 1 21
		060063	G 7 10	194206	B 3 20	313208	J 1 20
SPF 1085	U 1 20	060064	G 7 10	194206	J 4 20	313208	J 1 21
SPF 1093	J 9 10	060065	G 7 10	194256	J 8 20	313208	J 1 22
SPF 1093	J 5 10	060066	G 7 10	194262	G 2 20	313208	J 1 23
SPF 1094	T 2 10	060067	G 7 10	194262	P 1 20	313209	J 1 20
SPF 1094	K 7 20	060082	Y 1 11	194326	J 8 20	313209	J 1 21
SPF 1095	J 9 10	060083	Y 1 11	194412	J 7 20	313209	B 1 20
SPF 1095	J 5 10	060084	Y 1 11	194414	J 8 21	313209	B 1 21
SPF 1098	T 2 10	060085	Y 1 11	194415	J 8 21	313366	J 3 10
SPF 1098	K 7 20	060086	Y 1 11	194417	D 1 20	313366	B 4 10
SPF 1100	U 1 20	060087	Y 1 11	194417	D 1 21	313366	B 5 10
SPF 1122	T 2 10	060088	Y 1 11	194418	G 4 20	313380	B 2 20
SPF 1122	K 7 20	060089	Y 1 11	210021	L 11 10	313380	B 3 20
SPF 1193	U 1 20	060090	Y 1 11	210022	L 11 10	313380	J 4 20
		060091	Y 1 11	210023	L 11 10	313407	J 3 10
		060092	Y 1 11	210024	L 11 10	313407	B 4 10
		060095	Y 1 11	210025	L 11 10	313407	B 5 10
TF 1592-59	H 1 10	060096	Y 1 11	210026	L 11 10	313448	J 1 20
TF 1592-59	H 2 10	060097	Y 1 11	210027	L 11 10	313448	J 1 21
TF 1592-59	H 3 10	060098	Y 1 11	210028	L 11 10	313448	J 1 22
		060099	Y 1 11	210029	L 11 10	313448	J 1 23
		060100	Y 1 11	311156	G 4 20	313448	B 1 20
		060101	Y 1 11	311158	G 2 20	313448	B 1 21
		060102	Y 1 11	311158	P 1 20	313452	J 8 21
WRF 939	M 2 20	063037	P 4 10	311167	G 2 20	313452	J 8 20
WRF 939	M 5 20	063079	P 4 10	311167	G 4 20	313459	D 1 20
WRF 1679-58	B 9 10	063080	P 4 10	311167	E 1 30	313459	D 1 21
WRF 1679-58	B 9 11	063081	P 4 10	311167	P 1 20	313461	J 8 21
WRF 1679-59	B 9 11	063082	P 4 10	311205	J 7 21	313461	J 8 20
WRF 2196-3	L 1 40	063083	P 4 10	311243	G 2 20	313463	J 1 22
WRF 2196-3	G 5 20	063084	P 4 10	311270	J 7 20	313463	J 1 23
WRF 2196-3	G 5 20	064540	J 6 10	311322	E 1 50	314060	B 8 10
WRF 2196-5	G 3 21	064546	N 1 20	311339	J 1 20	318446	E 1 40
WRF 2452-5	M 3 21	064546	N 1 21	311339	J 1 21	318546	D 1 30
WRF 2452-5	M 6 21	064546	N 2 20	311367	D 1 20	318546	D 1 31
		064546	N 2 21	311367	D 1 21	319002	D 1 20
002005	M 6 21	064546	K 3 20	311368	E 1 50	319002	D 1 21
021003	E 1 30	111008	S 2 20	311392	D 1 30	319010	J 1 22
034010	W 1 20	111008	S 5 20	311392	D 1 31	319010	J 1 23
034010	W 2 20	111009	L 7 20	311429	E 1 40	319011	J 8 21
034012	L 1 40	111009	L 7 21	311429	D 1 20	319011	J 8 20
034014	M 1 10	111010	E 1 50	311429	D 1 21	331020	S 1 20
034014	M 4 10	111010	G 2 10	311447	E 1 50	331021	S 1 20
034105	L 1 40	111010	G 4 20	311596	E 1 40	331024	S 1 20
035072	M 1 20	111010	P 1 20	311618	B 1 20	331027	S 1 20
035076	M 1 20						

INDEX

PART NUMBER	PAGE NUMBER	PART NUMBER	PAGE NUMBER	PART NUMBER	PAGE NUMBER	PART NUMBER	PAGE NUMBER
331033	S 1 20	382495	G 6 10	465292	J 2 11	497044	L 3 21
331034	S 1 20	382497	G 6 10	465292	S 1 31	497044	L 3 22
331035	S 1 20	382498	G 6 10	465293	J 2 11	497045	G 8 20
331038	S 1 20	382499	G 6 10	465293	S 1 31	497045	L 3 20
331039	S 1 20	382500	G 6 10	465294	J 2 11	497045	L 3 21
331053	S 1 20	407052	L 3 21	465294	S 1 31	497045	L 3 22
331061	S 1 20	407053	L 3 21	465295	B 7 10	497046	L 3 20
331062	S 1 20	422014	S 3 10	465300	H 2 10	497046	L 3 21
331065	S 1 20	422021	S 3 10	465302	H 1 10	497047	L 3 20
331223	C 1 20	422023	S 3 10	465314	J 2 11	497047	L 3 21
331301	C 1 20	422024	S 3 10	465314	S 1 31	497047	L 3 22
331304	C 1 20	422025	S 3 10	465325	J 2 10	497048	L 3 20
331305	C 1 20	422026	S 3 10	465325	S 1 30	497048	L 3 21
331312	C 1 20	422040	S 3 10	486026	W 3 20	497048	L 3 22
331313	C 1 20	422041	S 3 10	486034	W 3 20	497049	L 3 20
331316	C 1 20	422047	S 3 10	486047	W 3 20	497049	L 3 21
331317	C 1 20	422048	S 3 10	486048	W 3 20	497049	L 3 22
331318	C 1 20	422049	S 3 10	486049	W 3 20	497050	L 3 20
331319	C 1 20	422061	S 3 10	486050	W 3 20	497050	L 3 21
333009	C 1 20	422062	S 3 10	486051	W 3 20	497050	L 3 22
333014	S 1 20	422063	S 3 10	486052	W 3 20	497052	L 3 20
333015	S 1 20	422112	S 3 10	486053	W 3 20	497052	L 3 22
333016	S 1 20	422115	S 3 10	486054	W 3 20	497053	L 3 20
333032	C 2 10	422117	S 3 10	486055	W 3 20	497054	L 3 20
333037	C 1 20	422120	S 3 10	486056	W 3 20	497054	L 3 21
333038	C 1 20	422123	S 3 10	486057	W 3 20	497054	L 3 22
333041	C 1 20	422126	S 3 10	486058	W 3 20	497056	L 3 20
333051	C 1 20	432269	K 5 11	486059	W 3 20	497056	L 3 21
333072	C 2 10	432270	K 5 11	486060	W 3 20	497058	L 3 20
333082	C 2 10	432271	K 5 11	486061	W 3 20	497058	L 3 21
333084	C 2 10	432272	K 5 11	486062	W 3 20	497058	L 3 22
333085	C 2 10	432273	K 5 11	486063	W 3 20	497059	L 3 20
333097	C 1 20	432274	K 5 11	486064	W 3 20	497059	L 3 21
333099	C 2 10	432275	K 5 11	486065	W 3 20	497080	L 3 20
333101	C 2 10	432276	K 5 11	497004	L 3 20	497080	L 3 21
333106	C 2 10	432277	K 5 11	497004	L 3 21	497080	L 3 22
333107	C 2 10	432278	K 5 11	497004	L 3 22	497084	L 3 20
333108	C 2 10	432279	K 5 11	497005	L 3 20	497085	L 3 20
333111	C 2 10	432280	K 5 11	497005	L 3 21	497085	L 3 21
333117	S 1 20	432281	K 5 11	497005	L 3 22	497086	L 3 20
333129	C 1 20	465008	B 7 11	497010	L 3 20	497087	L 3 20
333130	C 1 20	465008	B 7 10	497010	L 3 21	497088	L 3 20
333131	C 2 10	465013	J 2 10	497010	L 3 22	497088	L 3 21
333133	S 1 20	465013	J 2 11	497012	L 3 20	497088	L 3 22
333141	C 2 10	465013	S 1 30	497012	L 3 21	497089	L 3 20
333146	C 1 20	465013	S 1 31	497012	L 3 22	497089	L 3 21
333146	S 1 20	465015	B 7 11	497013	L 3 20	497089	L 3 22
333151	C 2 10	465015	B 7 10	497013	L 3 21	497090	L 3 20
333152	C 2 10	465016	B 7 11	497013	L 3 22	497090	L 3 21
333283	C 1 20	465016	B 7 10	497019	L 3 20	497090	L 3 22
333284	C 1 20	465017	J 2 10	497019	L 3 21	497092	L 3 20
382004	G 6 10	465017	S 1 30	497019	L 3 22	497092	L 3 21
382057	G 6 10	465018	J 2 10	497020	L 3 20	497092	L 3 22
382131	G 1 20	465018	S 1 30	497020	L 3 21	497093	L 3 20
382342	G 1 10	465076	H 1 10	497020	L 3 22	497093	L 3 21
382343	G 1 10	465076	H 2 10	497021	L 3 20	497093	L 3 22
382344	G 1 10	465076	H 3 10	497021	L 3 20	497095	L 3 20
382345	G 1 10	465118	J 2 10	497021	L 3 21	497095	L 3 21
382346	G 1 10	465118	S 1 30	497021	L 3 21	497095	L 3 22
382346	G 6 10	465130	J 2 10	497021	L 3 22	497096	L 3 20
382347	G 1 10	465130	S 1 30	497021	L 3 22	497096	L 3 21
382347	G 6 10	465143	H 1 10	497022	L 3 20	497096	L 3 22
382348	G 1 10	465143	H 2 10	497022	L 3 21	497097	L 3 22
382349	G 1 10	465143	H 3 10	497022	L 3 22	497098	L 3 22
382349	G 6 10	465145	H 1 10	497025	L 3 20	497099	L 3 20
382350	G 1 10	465145	H 2 10	497025	L 3 21	497099	L 3 21
382350	G 6 10	465145	H 3 10	497025	L 3 22	497099	L 3 22
382352	G 1 20	465149	B 7 11	497026	L 3 20	497100	L 3 21
382357	G 6 10	465149	B 9 11	497026	L 3 21	497100	L 3 22
382359	G 6 10	465149	J 2 10	497026	L 3 22	497101	L 3 21
382360	G 6 10	465149	J 2 11	497027	L 3 20	497101	L 3 22
382361	G 6 10	465149	B 7 10	497027	L 3 21	497103	L 3 22
382362	G 6 10	465149	B 7 10	497027	L 3 22	497105	L 3 22
382479	G 1 20	465149	B 9 10	497028	L 3 20	497106	L 3 21
382480	G 1 20	465149	S 1 30	497028	L 3 21	497106	L 3 22
382481	G 1 10	465149	S 1 31	497028	L 3 22	497107	L 3 22
382482	G 1 10	465150	S 5 20	497029	L 3 20	497120	L 3 20
382483	G 1 20	465224	S 5 20	497029	L 3 21	497120	L 3 21
382485	G 6 10	465225	S 5 20	497029	L 3 22	497121	L 3 20
382486	G 6 10	465226	S 5 20	497030	L 3 20	497121	L 3 21
382488	G 6 10	465233	S 5 20	497030	L 3 21	497122	L 3 21
382489	G 6 10	465238	H 3 10	497030	L 3 22	497123	L 3 21
382491	G 6 10	465251	S 5 20	497031	L 3 20	497123	L 3 22
382492	G 6 10	465252	S 5 20	497031	L 3 21	497124	L 3 21
382493	G 6 10	465289	J 2 11	497031	L 3 22	497124	L 3 22
382494	G 6 10	465289	S 1 31	497044	L 3 20	497125	L 3 20

INDEX

PART NUMBER	PAGE NUMBER	PART NUMBER	PAGE NUMBER	PART NUMBER	PAGE NUMBER	PART NUMBER	PAGE NUMBER
497125	L 3 21	503172	L 4 10	503846	L 4 13	533452	M 4 20
497125	L 3 22	503172	L 4 11	503847	L 4 13	534009	W 2 20
497126	L 3 22	503192	L 4 10	503848	L 4 13	535005	P 2 20
497127	L 3 22	503192	L 4 11	503849	L 4 13	537005	P 2 20
497128	G 8 20	503192	L 4 14	503850	L 4 13	537042	G 5 20
497130	G 8 20	503199	S 7 20	503871	L 4 13	537053	L 1 50
497131	G 8 20	503201	L 4 10	513031	L 8 10	537061	G 5 20
497132	G 8 20	503201	L 4 11	513033	L 8 10	547001	M 3 20
497134	G 8 20	503201	L 4 14	513038	L 8 10	547001	M 3 21
497135	G 8 20	503308	S 7 20	513041	L 8 10	556095	W 1 20
497136	G 8 20	503369	L 4 10	513042	L 8 10	556095	W 2 20
497137	G 8 20	503369	L 4 11	513044	L 8 10	556101	W 1 20
497138	G 8 20	503380	L 4 10	513049	L 8 10	556105	W 1 20
497139	G 8 20	503380	L 4 11	513061	L 8 10	556105	W 2 20
497140	G 8 20	503398	L 4 13	513062	L 8 10	562045	M 1 10
497141	G 8 20	503426	L 4 10	513063	L 8 10	562045	M 4 10
497142	G 8 20	503488	L 4 11	513065	L 8 10	562046	M 1 10
497143	G 8 20	503489	L 4 11	513214	L 8 10	562046	M 4 10
501008	L 8 11	503490	L 4 11	513215	L 8 10	562085	M 1 10
501009	L 8 11	503524	L 4 13	513216	L 8 10	562086	M 1 10
501010	L 8 11	503531	L 4 10	515006	R 1 21	562087	M 4 10
501011	L 8 11	503531	L 4 11	515008	R 1 11	562088	M 4 10
501012	L 8 11	503571	S 7 20	515009	R 1 11	562089	M 1 10
501015	L 8 11	503572	S 7 20	515010	R 1 11	562089	M 4 10
501019	L 8 11	503573	S 7 20	515011	R 1 11	563002	M 3 21
501025	L 8 11	503574	S 7 20	515012	R 1 11	563003	M 3 21
501027	L 8 11	503575	S 7 20	515013	R 1 11	563003	M 6 21
501029	L 8 11	503576	S 7 20	515014	R 1 11	563005	P 2 20
501030	L 8 11	503577	S 7 20	515015	R 1 11	563005	P 3 20
501031	L 8 11	503578	S 7 20	515016	R 1 11	563852	W 1 20
501032	L 8 11	503579	S 7 20	515017	R 1 21	563852	W 2 20
501034	L 8 11	503580	S 7 20	515018	R 1 21	564001	G 2 20
501036	L 8 11	503581	S 7 20	515019	R 1 21	564001	M 3 20
501037	L 8 11	503582	S 7 20	515020	R 1 21	564001	M 3 21
501041	L 8 11	503583	S 7 20	515021	R 1 21	564001	P 1 20
501042	L 8 11	503584	S 7 20	515022	R 1 21	564004	M 3 20
501043	L 8 11	503586	L 4 11	515023	R 1 21	564005	L 1 50
501044	L 8 11	503656	L 4 12	515024	R 1 21	564007	G 5 20
501056	L 8 12	503657	L 4 12	515025	R 1 21	565001	G 2 20
501073	S 8 11	503657	L 4 14	515026	R 1 21	565001	P 1 20
501073	S 8 10	503658	L 4 12	515027	R 1 21	634208	P 1 20
501074	S 8 11	503658	L 4 14	515028	R 1 21	634211	P 1 20
501074	S 8 10	503659	L 4 12	515029	R 1 21	634212	P 1 20
501075	S 8 11	503659	L 4 14	515030	R 1 21	634213	P 1 20
501075	S 8 10	503660	L 4 12	515031	R 1 21	634214	P 1 20
501076	S 8 10	503660	L 4 14	515032	R 1 21	634215	P 1 20
501077	S 8 11	503661	L 4 12	515033	R 1 21	634217	P 1 20
501077	S 8 10	503661	L 4 14	515034	R 1 21	634218	P 1 20
501098	L 8 12	503662	L 4 14	515035	R 1 21	634219	P 1 20
501099	L 8 12	503663	L 4 12	522004	S 10 20	634220	P 1 20
501100	L 8 12	503664	L 4 14	522004	S 6 20	634221	P 1 20
501101	L 8 12	503665	L 4 12	522007	L 1 30	634222	P 1 20
501102	L 8 12	503666	L 4 14	523070	L 1 50	634223	P 1 20
501103	L 8 12	503667	L 4 12	525001	G 2 20	634224	P 1 20
501104	L 8 12	503668	L 4 14	525001	P 1 20	634225	P 1 20
501105	L 8 12	503669	L 4 12	525001	P 2 20	634226	P 1 20
501106	L 8 12	503670	L 4 12	525003	L 1 40	634227	P 1 20
501107	L 8 12	503671	L 4 12	526001	L 1 40	634228	P 1 20
501108	L 8 12	503671	L 4 14	526002	G 5 20	634229	P 1 20
501109	L 8 12	503672	L 4 12	526007	P 2 20	634230	P 1 20
501110	L 8 12	503672	L 4 14	526007	P 3 20	634231	P 1 20
501111	L 8 12	503673	L 4 12	526008	P 2 20	634232	P 1 20
501112	L 8 12	503673	L 4 14	526010	G 5 20	634234	P 1 20
501115	L 8 12	503674	L 4 12	526010	P 2 20	634235	P 1 20
501116	L 8 12	503674	L 4 14	526010	P 3 20	634236	P 1 20
501117	S 8 11	503675	L 10 10	528009	M 3 21	634237	P 1 20
503008	L 4 10	503676	L 10 10	528009	M 6 21	634239	P 1 20
503008	L 4 11	503677	L 10 10	530139	L 1 40	634240	P 1 20
503032	L 4 10	503678	L 10 10	530183	S 10 20	634241	P 1 20
503032	L 4 11	503679	L 10 10	530183	L 1 50	634242	P 1 20
503032	L 4 12	503680	L 10 10	530183	S 6 20	705321	L 7 21
503032	L 4 14	503681	L 10 10	532102	L 1 40	705325	N 1 21
503064	L 4 10	503683	L 10 10	532138	L 1 21	705325	N 2 21
503064	L 4 11	503684	L 10 10	532142	S 10 20	705327	N 1 21
503083	L 4 10	503685	L 10 10	532142	S 6 20	705327	N 2 21
503083	L 4 11	503714	L 10 10	532184	P 2 20	708824	K 9 10
503083	L 4 12	503823	L 4 13	532185	G 5 20	708824	K 10 10
503083	L 4 14	503836	L 4 13	532188	P 2 20	713128	F 1 10
503087	L 4 10	503837	L 4 13	532208	P 2 20	720083	W 3 20
503087	L 4 11	503838	L 4 13	532218	P 2 20	721003	N 1 21
503093	L 4 10	503839	L 4 13	532281	L 1 30	721003	N 2 21
503093	L 4 11	503840	L 4 13	532281	L 1 30	721003	L 7 21
503098	L 4 10	503841	L 4 13	532322	L 1 50	721009	K 9 10
503116	L 4 10	503843	L 4 13	533004	L 1 40	721009	K 10 10
503116	L 4 11	503844	L 4 13	533273	G 5 20	722001	N 1 20
503145	L 4 10	503845	L 4 13	533273	L 1 30	722001	N 1 21
				533289	G 5 20		

INDEX

PART NUMBER	PAGE NUMBER	PART NUMBER	PAGE NUMBER	PART NUMBER	PAGE NUMBER	PART NUMBER	PAGE NUMBER
722001	N 2 20	742323	L 2 10	778011	N 2 20	911004	D 1 30
722001	N 2 21	742632	G 4 20	778011	N 2 21	911004	D 1 31
722002	W 3 20	742643	M 1 10	778011	G 4 20	911005	D 1 30
722002	N 1 20	742643	M 4 10	778011	L 2 10	911005	D 1 21
722002	N 1 21	742711	B 8 11	778011	P 3 20	911005	M 1 10
722002	N 2 20	742787	J 7 20	778012	G 4 20	911005	M 4 10
722002	N 2 21	742787	J 7 21	778012	P 3 20	911007	C 2 10
722002	L 2 10	742791	M 1 10	778013	N 1 20	911007	M 1 10
722002	P 3 20	742791	M 4 10	778013	N 2 20	911007	M 4 10
722003	N 1 20	742792	M 1 10	778013	G 4 20	911008	D 1 30
722003	N 1 21	742792	M 4 10	778014	B 8 11	911008	D 1 31
722003	N 2 20	742833	D 1 30	778015	J 7 20	911008	K 2 20
722003	N 2 21	742833	D 1 31	778015	J 7 21	911012	T 2 10
722003	G 4 20	742833	D 1 31	778017	K 7 20	911012	J 9 10
722003	L 2 10	742837	D 1 30	778019	K 1 20	911012	K 8 10
722005	N 1 20	742842	K 7 20	782003	C 3 10	913010	K 4 20
722005	N 2 20	742848	K 5 20	782005	F 1 10	914005	J 1 20
722006	B 8 11	742890	K 1 20	782006	M 1 10	914005	J 1 21
722007	K 6 20	743019	J 6 10	782006	M 4 10	914005	B 1 20
722007	K 7 20	743026	J 6 10	782010	G 3 10	914005	B 1 21
722009	K 7 20	747082	S 2 20	783003	K 5 20	914006	J 1 22
724007	K 6 20	751002	U 1 20	783005	F 1 10	914006	J 1 23
724007	K 7 20	751002	A 2 20	783005	C 2 10	914007	J 1 22
724010	S 2 20	751002	A 1 20	783006	M 1 10	914007	J 1 20
726006	N 1 20	751020	E 1 50	783006	M 4 10	914007	J 1 21
726006	N 1 21	751020	P 1 20	783007	G 3 10	914007	J 1 23
726006	N 2 20	753003	N 1 21	786003	S 1 20	914008	J 1 20
726006	N 2 21	753003	N 2 21	798130	J 7 20	914008	J 1 21
726010	S 2 20	753053	N 2 20	798130	J 7 21	914008	D 1 30
726010	S 5 20	753053	N 2 21	810000	S 1 20	914008	D 1 31
733001	L 1 40	755032	L 3 20	810001	D 1 30	914008	B 2 20
733003	G 4 20	755032	L 4 10	810001	D 1 31	914008	B 3 20
733005	M 1 10	755032	L 7 20	810001	J 7 20	914008	J 4 20
733005	M 4 10	755032	L 7 21	810001	J 7 21	914009	J 1 22
734007	M 1 10	755053	L 3 20	810001	P 2 20	914009	J 1 23
734007	M 4 10	755053	L 4 10	810003	B 1 20	918002	A 1 20
734010	B 10 10	755053	L 7 20	810003	B 1 21	918002	A 2 20
734010	S 4 10	755053	L 7 21	810003	L 1 50	920003	M 1 20
734010	S 5 20	755095	F 1 10	810004	M 3 21	921005	M 4 20
734011	S 5 20	755135	B 6 10	810004	P 2 20	927008	J 1 20
734013	J 8 20	755148	K 7 20	810005	D 1 30	927008	J 1 21
737009	B 10 20	755153	K 1 20	810005	D 1 31	927008	B 1 20
737009	S 4 10	755288	K 1 20	810005	B 1 20	927008	B 1 21
737010	J 3 10	758058	K 4 20	810005	B 1 21	967199	S 5 20
737010	B 4 10	758094	K 6 20	812003	L 1 40	968117	N 1 20
737010	B 5 10	762002	G 7 10	812003	S 4 10	968117	N 1 21
737010	J 5 10	762003	C 3 10	812004	J 1 20	968117	N 2 20
738009	K 1 20	762004	N 1 21	812004	J 1 22	968117	N 2 21
739100	S 5 20	762004	N 2 21	812006	B 1 20	974023	K 3 20
741003	G 7 10	762004	K 3 20	812006	B 1 21	977002	G 5 20
741318	N 2 21	762007	L 4 13	812009	J 1 20	977004	P 3 20
741319	D 1 20	762009	U 1 20	812009	J 1 21	978156	D 1 30
741319	D 1 21	762009	D 1 30	813000	G 2 20	978156	D 1 31
741319	P 3 20	765004	M 1 20	813000	J 8 21	978312	D 1 30
741321	J 7 21	765006	C 2 10	813000	J 8 20	983207	J 7 20
741323	D 1 20	766009	J 7 20	813000	P 1 20	983207	J 7 21
741323	D 1 21	766009	J 7 21	816001	M 6 20	984015	M 3 20
741333	G 4 20	766011	D 1 30	816003	M 3 20	985013	B 7 11
741478	G 4 20	766011	D 1 31	816003	M 6 20	985013	B 8 11
741478	P 3 20	766013	D 1 20	816004	M 6 21	985013	B 9 11
742002	W 3 20	766013	D 1 21	816005	M 3 20	985013	D 1 21
742005	N 1 20	766013	J 7 20	818005	M 6 20	985013	D 1 31
742005	N 1 21	766013	J 7 21	819133	L 5 10	985013	B 1 21
742005	N 2 20	766014	J 6 10	819133	K 3 20	986318	K 1 20
742005	N 2 21	766015	S 2 20	819133	L 6 10	986318	K 7 20
742007	M 1 10	766015	S 5 20	835006	M 3 20	997002	C 3 10
742007	M 4 20	770015	K 6 10	835006	M 6 20		
742160	W 3 20	775123	M 1 10	835006	M 6 21		
742160	P 3 20	775123	M 4 10	835008	M 3 20		
742164	N 1 20	778007	W 3 20	835008	M 6 20		
742164	N 1 21	778009	W 3 20	835011	M 6 20		
742164	N 2 20	778009	N 1 20	840003	P 2 20		
742164	N 2 21	778009	N 1 21	840004	P 2 20		
742166	N 1 21	778009	N 2 20	840006	M 6 21		
742166	N 2 21	778009	N 2 21	840008	M 3 21		
742166	L 2 10	778009	G 7 10	840012	M 6 20		
742318	N 1 21	778009	L 1 40	848007	R 1 10		
742318	N 2 21	778010	W 3 20	848032	R 1 10		
742318	M 4 20	778010	N 1 20	862022	W 3 20		
742319	N 1 20	778010	N 1 21	883010	P 2 20		
742319	N 1 21	778010	N 2 20	884002	M 6 20		
742319	N 2 20	778010	N 2 21	884002	M 6 21		
742319	N 2 21	778010	L 2 10	884004	W 1 20		
742321	G 4 20	778010	P 3 20	884005	M 6 21		
742323	N 1 20	778011	N 1 20	884008	W 1 20		
742323	N 2 20	778011	N 1 21	884008	W 2 20		