


DEALERS' REPAIR PARTS CATALOG

FOR


MODEL M TRACTORS

The Model M Tractor was built in two sizes-40 inch tread and 50 inch tread ("tread" is the measurement from center to center of the tracks). The 40 inch tread tractor is known as the Model M and the 50 inch tread as the Model WM. The serial number on each tractor is prefixed with the letter M or WM to indicate the model identity.


The tractor serial number is stamped on the transmission case just below and to the right of the engine clutch inspection plate. The engine serial number is stamped on the right hand side of the cylinder block.




STANDARD MODEL  
(40" tread or 50" tread)



HOUGH-LOADER MODEL  
(50" tread)



ORCHARD MODEL WITH REAR SEAT  
(40" tread or 50" tread)



ORCHARD MODEL WITH TOP SEAT  
(40" tread or 50" tread)

## FOREWORD

The parts listed in this catalog have been divided into sections such as ENGINE SECTION, OILING SYSTEM, etc. Sections have been divided into groups. For example, the ENGINE SECTION consists of closely related groups such as CYLINDER BLOCK, CYLINDER HEAD, CRANK-SHAFT, etc. The OILING SYSTEM consists of OIL PUMP, OIL FILTER, etc.

The extreme right-hand column in the parts list entitled PACKAGE OR KIT NUMBER indicates if an individual item is also available as a part of a special service package. All part numbers shown in the right hand column are listed numerically in the last section of this catalog showing the quantity and description of the various parts that make up the package.

The terms "right" and "left" used throughout this catalog are determined by facing the direction of forward travel.

Attaching parts, such as bolts, nuts, rivets, screws, washers, etc., are indented immediately following the parts which they attach.

Any changes or corrections to this catalog will appear on the regular supplement form.

For additional copies of this catalog, there will be a supplementing service charge of one dollar. Requests for additional copies should be referred to Branch House or Office under which Dealer operates.

All Dealer Repair Parts Catalogs remain the property of Allis-Chalmers Manufacturing Company, Milwaukee, Wisconsin.

\* \* \*

## LIST OF ABBREVIATIONS

assembly . . . . .	assy.	National Coarse . . . . .	NC
cadmium plated . . . . .	cd-pltd.	National Fine . . . . .	NF
candle power . . . . .	c.p.	National Pipe Thread . . . . .	NPT
centimeter . . . . .	cm.	number . . . . .	No.
continued . . . . .	cont'd.	ounce . . . . .	oz.
copper-asbestos . . . . .	cop-asb.	outside diameter . . . . .	O.D.
countersunk head . . . . .	ctsk-hd.	pound . . . . .	lb.
diameter . . . . .	diam.	revolutions per minute . . . . .	rpm
foot or feet . . . . .	ft.	round head . . . . .	rd-hd.
gallon . . . . .	gal.	Society of Automotive	
hexagonal head . . . . .	hex-hd.	Engineers . . . . .	SAE
inch . . . . .	in.	square head . . . . .	sq-hd.
inside diameter . . . . .	I.D.	standard . . . . .	std.
millimeter . . . . .	mm.	teeth . . . . .	T.
		volt . . . . .	V.

SECTION INDEX

DEALERS REPAIR PARTS

CATALOG

for

MODEL "M" TRACTORS

ENGINE  
Page 5

OILING SYSTEM  
Page 19

MANIFOLD, FUEL  
AND AIR SYSTEM  
Page 25

IGNITION SYSTEM  
Page 47

COOLING SYSTEM  
Page 51

POWER TRANSMISSION  
SYSTEM  
Page 59

CHASSIS  
Page 97

INSTRUMENTS, AND ELECTRIC  
STARTING AND LIGHTING  
Page 141

ORCHARD EQUIPMENT  
Page 153

SPECIAL EQUIPMENT  
Page 159

SERVICE KITS  
Page 185

NUMERICAL INDEX  
Page 189



ENGINE

PAGE NUMBER

Breather Cap. . . . .	13
Camshaft. . . . .	18
Connecting Rod. . . . .	11
Crankshaft. . . . .	9
Cylinder Block. . . . .	7
Cylinder Liner. . . . .	7
Cylinder Head . . . . .	13
Flywheel. . . . .	9
Governor. . . . .	15
Governor Rods . . . . .	17
Oil Pan . . . . .	7
Piston. . . . .	11
Radiator Support. . . . .	7
Rocker Arms . . . . .	13
Rocker Cover. . . . .	13
Spark Plugs . . . . .	13
Timing Gears. . . . .	9,15,18
Timing Gear Cover . . . . .	17
Valves. . . . .	13
Valve Push Rods . . . . .	13

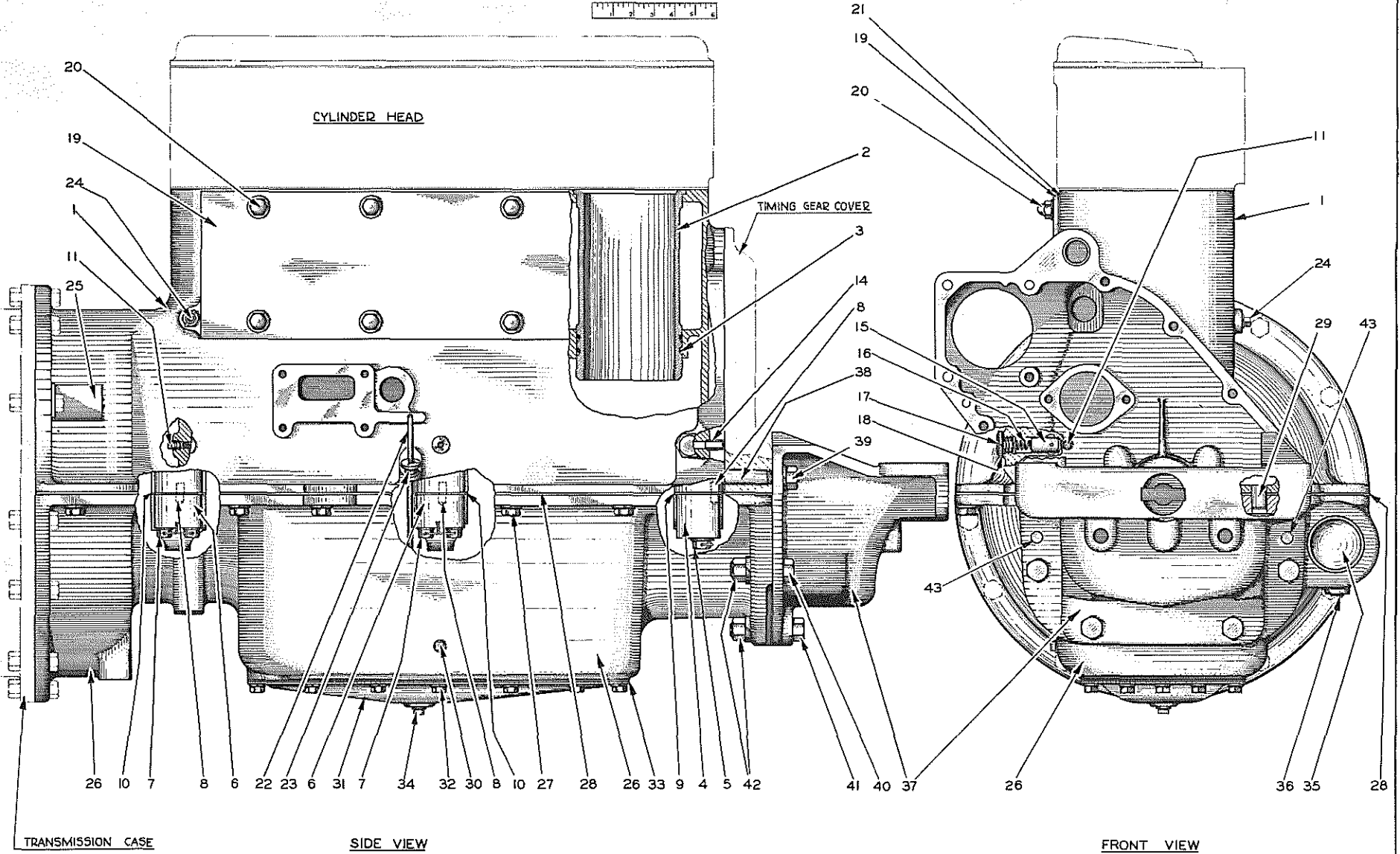
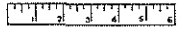


PLATE 1805-CYLINDER BLOCK AND OIL PAN



CYLINDER BLOCK AND OIL PAN  
(See Plate 1805)

<u>ITEM</u>	<u>PART NUMBER</u>	<u>QTY.</u>	<u>DESCRIPTION</u>	<u>PACKAGE OR KIT NUMBER</u>
1	206350	1	BLOCK ASSEMBLY, cylinder (Includes items 2 thru 13) (Used with "CUNO" oil filter on engines prior to #466)	
	216907	1	BLOCK ASSEMBLY, cylinder (Includes items 4 thru 12) (Used on engines after #465)	
2	U-1746	4	LINER, cylinder (4-3/8" bore) (Used on tractors prior to #2942. Use packing RING U-2850)	
	209495	4	LINER, cylinder (4-1/2" bore) (Used on tractors after #2941. Use packing RING 207436).....	281749,750, 751,982
3	U-2850	8	RING, packing, cylinder liner (rubber, 4-5/16" I.D.) (Used on tractors prior to #2942)	
	U-3016	8	RING, packing, cylinder liner (rubber, 3-1/2" I.D.) (Started with tractor #2942 but later replaced by RING 207436 starting with engine #18577*)	
	207436	8	RING, packing, cylinder liner (rubber, 4" I.D.) (Replaced RING U-3016 starting with engine #18577*)	
4	205199	1	CAP, main bearing - front	
5	U-2846	2	CAPSCREW (5/8"NC x 3-3/8")	
	-----	1	WIRE, locking (1/16" x 9")	
6	204556	2	CAP, main bearing - center and rear	
7	U-2847	8	CAPSCREW (5/8"NC x 2-7/8")	
	U-2835	8	WASHER, plain	
	-----	4	WIRE, locking (1/16" x 6")	
8	205033	6	PIN, dowel, main bearing cap	
9	U-2844	4	SHIM, front main bearing cap (solid)	
	205837	2	SHIM, front main bearing cap (laminated)	
10	U-2839	8	SHIM, rear and center main bearing cap (solid)	
	205838	4	SHIM, rear and center main bearing cap (laminated)	
11	901652	2	PLUG, pipe, sq-hd., 1/4"NPT	
12	-----	3	BUSHING, camshaft (See CAMSHAFT)	
13	-----	6	BEARING, crankshaft (See CRANKSHAFT AND FLYWHEEL)	
14	205075	1	PIPE, oiling, timing gears (1-3/16" long)	
15	U-3129	1	PLUNGER, oil pressure relief	
16	205083	1	SPRING, oil pressure relief	
17	205060	1	NUT, plug, oil pressure relief (7/8"NF)	
18	U-3130	1	GASKET, oil pressure relief plug	
19	U-2849	1	COVER, side, cylinder block	
20	205041	8	STUD (3/8"NC x 3/8"NF x 1-5/8")	
	U-2781	8	NUT, acorn (3/8"NF)	
	U-3345	8	WASHER, plain (copper)	
21	U-2828	2	GASKET, cylinder block side cover (half only)	
22	206018	1	ROD, oil level gauge	
23	U-3118	1	BUSHING, oil level gauge rod	
24	U-1671	1	COCK, water drain (3/8"NPT) (Replaced by PLUG 901653)	
	901653	1	PLUG, pipe, sq-hd., 3/8"NPT (Replaced COCK U-1671)	
25	U-1731	1	COVER, timing hole	
26	204180	1	PAN, oil	
27	903638	18	CAPSCREW, hex-hd., 1/2"NC x 1-1/4"	
	904208	18	LOCKWASHER, 1/2"	
28	U-3319	2	GASKET, oil pan - rear section (half only).....	210146
	U-3320	2	GASKET, oil pan - front section (half only).....	210146
	U-3221	2	GASKET, oil pan - side section (half only).....	210146
29	205045	2	PIN, dowel, oil pan	
30	901653	1	PLUG, pipe, sq-hd., 3/8"NPT (For draining crankcase dilution. Started approx. with engine #710)	
31	U-3748	1	COVER, oil pan	
32	903628	14	CAPSCREW, hex head, 3/8"NC x 5/8"	
	904206	14	LOCKWASHER, 3/8"	
33	U-3318	1	GASKET, oil pan cover	

(Continued)

CYLINDER BLOCK AND OIL PAN (Continued)  
(See Plate 1805)

<u>ITEM</u>	<u>PART NUMBER</u>	<u>QTY.</u>	<u>DESCRIPTION</u>	<u>PACKAGE OR KIT NUMBER</u>
34	912725	1	PLUG, pipe, sq-hd., 1/2"NPT (oil drain)	
35	U-1814	1	COVER, starter opening (For tractors without electric starter)	
36	034636	1	PLUG, starter setscrew hole (cork) (For tractors without electric starter)	
37	U-1645	1	SUPPORT, radiator (For Standard Models. Not used on Hough-Loader Model)	
	033494	1	SUPPORT, radiator (Required for mounting front power take-off. When replaced on Hough-Loader tractors prior to #7524 also order pump ADAPTER GH-7081A1 from Frank G. Hough Co., Libertyville, Indiana)	
38	205070	2	STUD (3/4"NC x 3/4"NF x 5")	
39	911045	2	NUT, hex, 3/4"NF	
	904369	2	LOCKWASHER, 3/4"	
40	906711	2	CAPSCREW, hex-hd., 3/4"NC x 2-1/2"	
41	911003	2	CAPSCREW, hex-hd., 3/4"NC x 3"	
42	911030	4	NUT, hex, 3/4"NC	
	904369	4	LOCKWASHER, 3/4"	
43	071004	2	PIN, dowel, radiator support (Used with radiator SUPPORT 033494 only)	

\*Except engines serial No. 18600 thru 20230, 20242, and 20292 thru 20306.



1/5

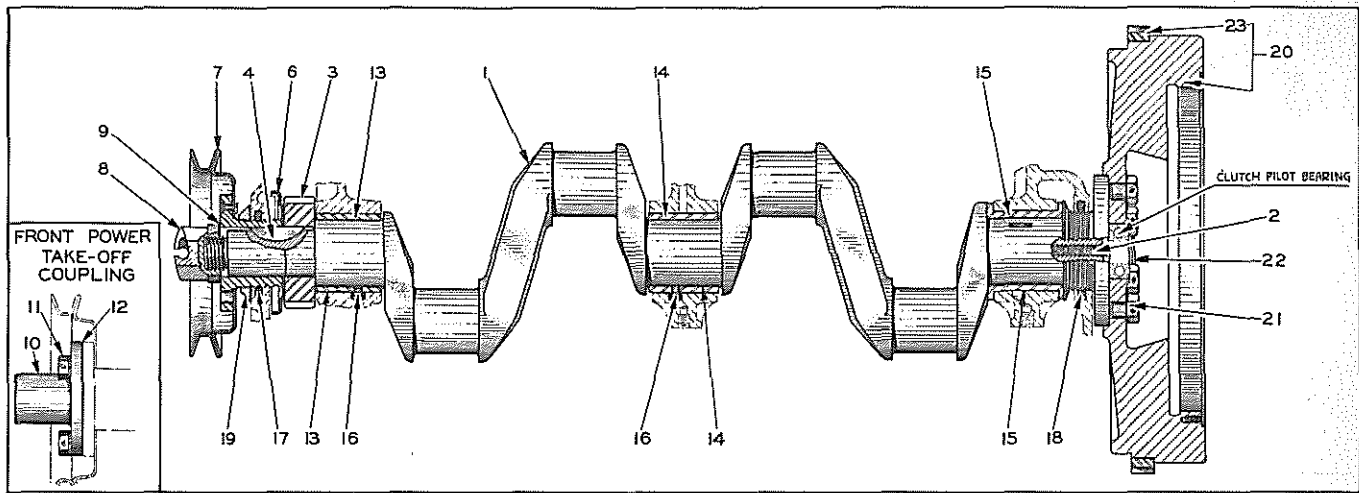


PLATE 1806-CRANKSHAFT AND FLYWHEEL

CRANKSHAFT AND FLYWHEEL  
(See Plate 1806)

<u>ITEM</u>	<u>PART NUMBER</u>	<u>QTY.</u>	<u>DESCRIPTION</u>	<u>PACKAGE OR KIT NUMBER</u>
1	281589	1	CRANKSHAFT ASSEMBLY (Includes items 2 thru 5)	
2	205047	1	WICK, oiling	
3	205179	1	GEAR, crankshaft (31 teeth)	
4	U-3340	1	KEY, #RX woodruff, 1/4" x 2-3/4"	
5	-----	18	SHIM, main bearing (See CYLINDER BLOCK AND OIL PAN)	
6	U-3327	1	THROWER, oil	
7	U-3220	1	PULLEY, fan driving	
8	205084	1	JAW, cranking (Not used on Hough-Loader Model)	
9	205029	2	SHIM, cranking jaw	
10	062494	1	COUPLING, splined (Special. Used to take power from front end. Standard on Hough-Loader Model)	
11	035221	4	CAPSCREW, hex head, 1/2"NC x 1"	
	904208	4	LOCKWASHER, 1/2"	
12	048555	2	SHIM (.005" thick) (Use as req'd with COUPLING 062494)	
13	216037	2	BEARING, main - front (Standard size).....	216066
	U-2830	2	BEARING, main - front (Undersize. To be fitted by line boring).....	211104
	209631	2	BEARING, main - front (Undersize. To be fitted by scraping).....	211103
14	216036	2	BEARING, main - center (Standard size).....	216066
	U-2831	2	BEARING, main - center (Undersize. To be fitted by line boring).....	211104
	209632	2	BEARING, main - center (Undersize. To be fitted by scraping).....	211103
15	216035	2	BEARING, main - rear (Standard size).....	216066
	U-2829	2	BEARING, main - rear (Undersize. To be fitted by line boring).....	211104
	209630	2	BEARING, main - rear (Undersize. To be fitted by scraping).....	211103
16	U-2848	2	DOWEL, front and center main bearings	
17	U-3325	2	SEAL, oil, crankshaft - front (Cork. Half only).....	212918
18	U-3326	2	SEAL, oil, crankshaft - rear (Cork. Half only).....	212918
19	208734	1	SLINGER, dirt	
20	205863	1	FLYWHEEL ASSEMBLY (Includes item 23)	
21	205042	6	CAPSCREW (drilled hex head, 5/8"NF x 1-1/8")	
22	-----	3	WIRE, locking (1/16" x 9-1/2")	
23	U-3219	1	GEAR, ring, flywheel	

PISTON DATA

PART NO.	DIAM.	DESCRIPTION	NUMBER OF RINGS	DIMENSION 'A'	COMPRESSION RATIO
U-3800	4- $\frac{3}{8}$ "	CUPPED TOP ( $\frac{3}{16}$ " DEEP)	4	2- $\frac{5}{8}$ "	4.5 TO 1
U-3470	4- $\frac{3}{8}$ "	CUPPED TOP ( $\frac{9}{16}$ " DEEP)	4	2- $\frac{5}{8}$ "	4.1 TO 1
204562	4- $\frac{3}{8}$ "	FLAT TOP	4	2- $\frac{13}{16}$ "	5 TO 1
211657	4- $\frac{1}{2}$ "	CUPPED TOP ( $\frac{3}{4}$ " DEEP)	5	2- $\frac{5}{8}$ "	4.2 TO 1
211658	4- $\frac{1}{2}$ "	CUPPED TOP ( $\frac{5}{32}$ " DEEP)	5	2- $\frac{5}{8}$ "	4.7 TO 1
212954	4- $\frac{1}{2}$ "	FLAT TOP	5	2- $\frac{43}{64}$ "	5.2 TO 1
211659	4- $\frac{1}{2}$ "	FLAT TOP	5	2- $\frac{3}{4}$ "	5.5 TO 1

10

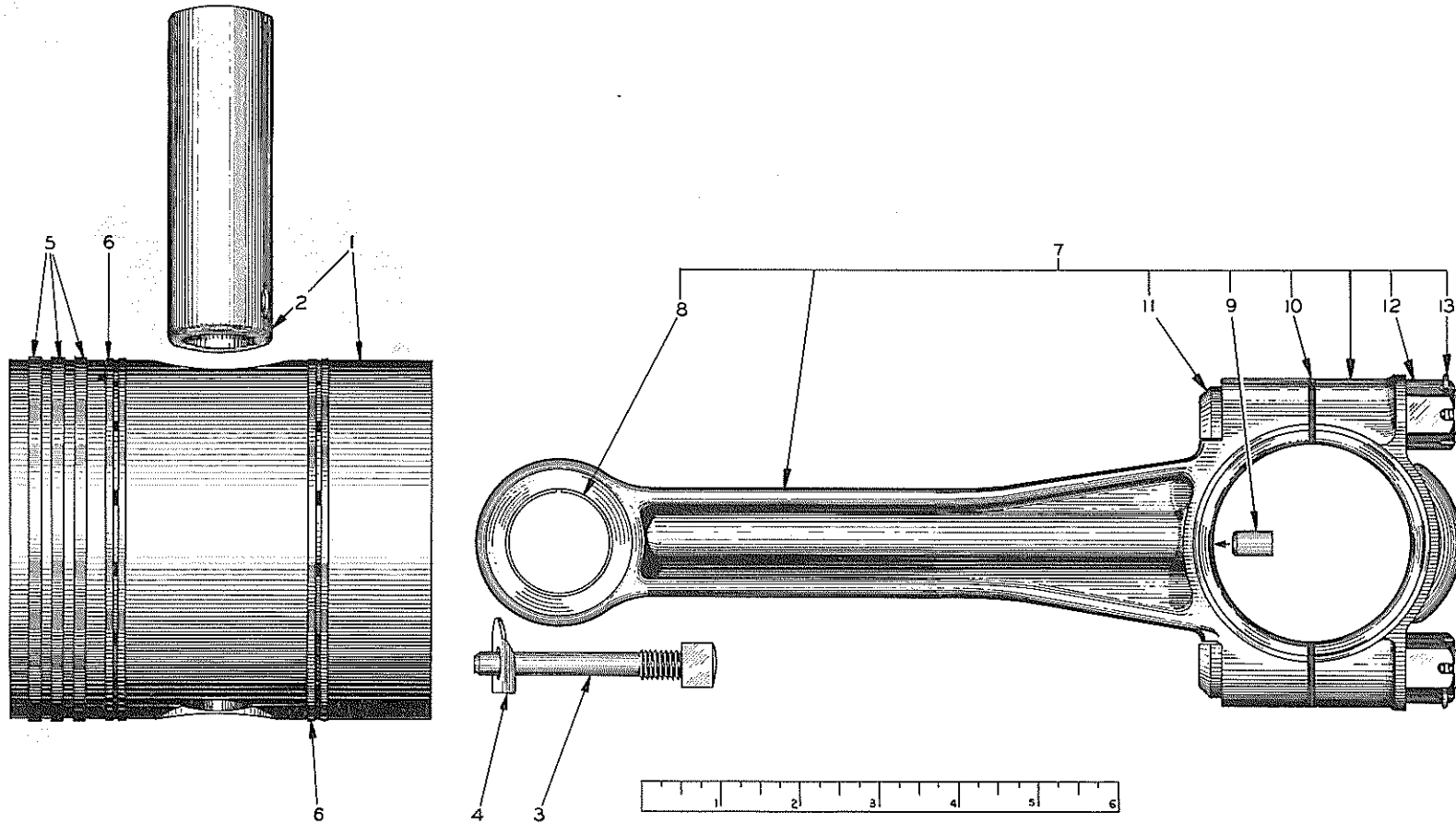


PLATE 1808 — PISTON AND CONNECTING ROD

PISTON AND CONNECTING ROD  
(See Plate 1808)

ITEM	PART NUMBER	QTY.	DESCRIPTION	PACKAGE OR KIT NUMBER
1	U-3800	4	PISTON, gasoline or high altitude kerosene (4-3/8" diam.) (Standard on tractors prior to #538)	
	U-3470	4	PISTON, kerosene (4-3/8" diam.) (Standard on tractors #538 thru #2941)	
	204562	4	PISTON, alcohol or high altitude gasoline (4-3/8" diam.) (Special equipment for tractors prior to #2942)	
	211657	4	PISTON ASSEMBLY, kerosene (4-1/2" diam. Includes item 2) (Standard for tractors after #2941).....	281749
	211658	4	PISTON ASSEMBLY, gasoline or high altitude kerosene (4-1/2" diam. Includes item 2) (Special. For tractors after #2941).....	281750
	212954	4	PISTON ASSEMBLY, high altitude gasoline (4-1/2" diam. Includes item 2) (Special. For tractors after #2941).....	281982
	211659	4	PISTON ASSEMBLY, butane or alcohol (4-1/2" diam. Includes item 2) (Special. For tractors after #2941).....	281751
2	U-2845	4	PIN, piston	
3	U-3336	4	SCREW, retaining	
4	U-3337	4	LOCK, retaining screw	
5	U-3338	8	RING, compression (plain, 4-3/8" diam.) (Used on tractors prior to #2942)	
	U-3477	4	RING, compression (scraper type, 4-3/8" diam.) (Used in 3d groove on tractors prior to #2942)	
	204238	12	RING, compression (plain, 4-1/2" diam.) (Used on tractors after #2941. Eight used on early model engine).....	208350 209049 212254
	204240	4	RING, compression (scraper type, 4-1/2" diam.) (Used in 3d groove starting with tractor #2942 but later abandoned).....	208350
6	205704	4	RING, oil control (4-3/8" diam.) (Used on tractors prior to #2942)	
	205682	8	RING, oil control (4-1/2" diam.) (Used on tractors after #2941. Four used on early model engines).....	208350 209049 212254
7	280539	4	ROD ASSEMBLY, connecting (Includes items 8 thru 13) (See EXCHANGE OFFER below)	
8	U-3334	4	BUSHING, piston pin	
9	205064	4	PLUG, connecting rod oil orifice	
10	U-2854	8	SHIM, connecting rod (laminated)	
11	205043	8	BOLT, connecting rod	
12	205036	8	NUT (slotted hex, 1/2"NF)	
13	900806	8	PIN, cotter, 1/8" x 1"	

NOTE: Since this engine uses removable cylinder liners, oversize pistons or rings are not available. When appreciable wear occurs, new standard-size parts should be installed. Owners may take advantage of the special offers on Motor Repair Kits as listed in back of this catalog.

Oversize piston pins are not available and new standard-size pins and bushings should be installed when appreciable wear occurs. The piston pin bushing used in this engine is of the thin split type and proper installation can be made only with a special burnishing tool (See SPECIAL TOOLS). Consult nearest Dealer when such replacements are necessary.

CONNECTING ROD EXCHANGE: Connecting Rod Assemblies which have not been filed or ground on the contact faces and are otherwise free from tool marks, may be returned for credit to apply against the purchase of new Connecting Rod Assemblies. The used part is identified as part No. 205865 and the amount of allowable credit is indicated in the Repair Parts Price List under this number.

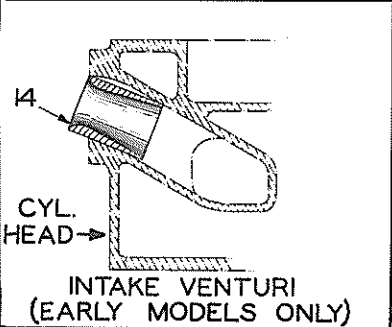
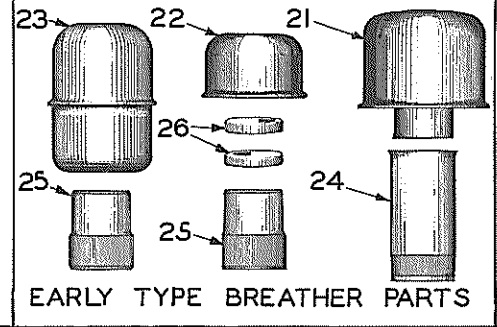
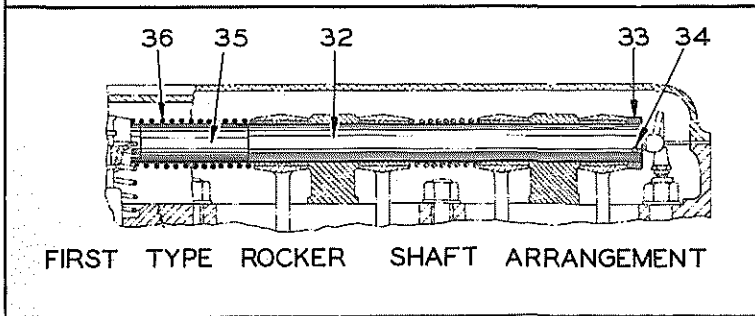
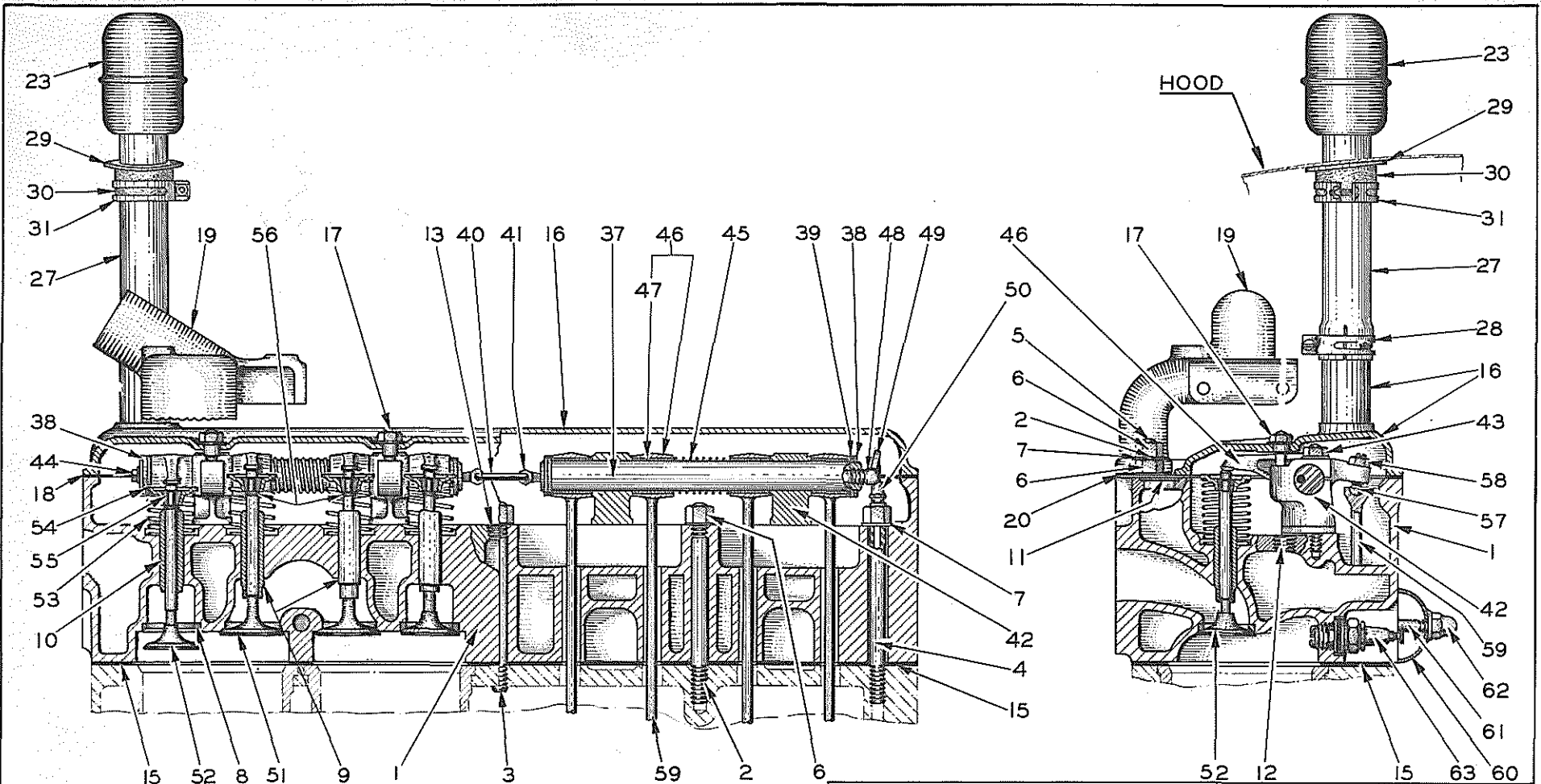


PLATE 1812—CYLINDER HEAD

CYLINDER HEAD  
(See Plate 1812)

<u>ITEM</u>	<u>PART NUMBER</u>	<u>QTY.</u>	<u>DESCRIPTION</u>	<u>PACKAGE OR KIT NUMBER</u>
1	207906	1	HEAD ASSEMBLY, cylinder (Includes items 8 thru 13)	
2	205049	6	STUD (7-1/2" long)	
3	205073	10	STUD (6" long)	
4	205061	1	STUD (6-3/8" long. Drilled for oil passage)	
5	205032	2	STUD (8" long. Also attaches water MANIFOLD)	
6	205027	19	NUT (1/2"NF)	
7	AM-9021	19	WASHER, plain	
8	U-3148	4	INSERT, exhaust valve seat (Used on engines after #311)	
9	U-3142	4	GUIDE, intake valve	
10	205215	4	GUIDE, exhaust valve	
11	910006	2	PLUG, expansion, 1-1/4" diam.	
12	904224	4	PLUG, pipe, ctsk-hd., 3/4"NPT	
13	904223	1	PLUG, pipe, ctsk-hd., 1/2"NPT	
14	U-2215	2	CHOKE, intake venturi (Used on special applications of some low-grade-ruel engines)	
15	U-2782	1	GASKET, cylinder head.....	210146
16	U-3759	1	COVER, cylinder head	
17	206130	4	STUD (3/8"NC x 3/8"NF x 1-3/16")	
	205050	4	NUT (3/8"NF)	
	208948	4	WASHER, plain	
18	U-2841	1	GASKET, cylinder head cover.....	210146
19	U-3670	1	MANIFOLD, water	
20	U-2946	1	GASKET, water manifold	
21	U-3494	1	CAP, breather (Used on tractors prior to #538)	
22	U-267	1	CAP, breather (Started with tractor #538 but later abandoned. Used with cast iron cylinder head cover only)	
23	U-3196	1	CAP, breather (Used on later tractors with pressed-steel cylinder head cover)	
24	205078	1	TUBE, breather (1-5/8"O.D. x 3-1/4" long) (Used on tractors prior to #538)	
25	U-2042	1	TUBE, breather (1-1/2"O.D. x 2" long) (Started with tractor #538 but later abandoned. Used with cast-iron cylinder head cover only)	
26	U-857	2	BAFFLE, breather tube (Used only on engines prior to #11308)	
			NOTE: Items 27 thru 31 were used only on engines after serial No. 11552. Not used on Orchard Models.	
27	211660	1	EXTENSION, breather	
28	913847	1	CLAMP, hose, 1-11/16" diam.	
29	211662	1	WASHER, dirt guard hose	
30	211661	1	HOSE, dirt guard	
31	913848	1	CLAMP, hose, 1-7/8" diam.	
			NOTE: Items 32 thru 36 were used on engines prior to serial No. 25197, excluding engines No. 24872 thru 25020.	
32	205177	2	SHAFT, rocker	
33	205039	2	COLLAR, end, rocker shaft	
34	205030	2	PIN (5/32" x 1-5/16")	
35	205038	1	COUPLING, rocker shaft	
36	U-2853	1	SPRING, rocker shaft - long	
			NOTE: Items 37 thru 41 were used only on engines after serial No. 25196, including engines No. 24872 thru 25020.	
37	212008	2	SHAFT, rocker	
38	212012	4	RING, snap, rocker shaft	
39	212011	4	WASHER, rocker shaft	
40	212009	1	TUBE ASSEMBLY, oil (Includes NUTS)	
41	914094	2	ELBOW, male, 90°, inverted flare, 3/16" tube, 1/8"NPT	

CYLINDER HEAD (Continued)  
(See Plate 1812)

<u>ITEM</u>	<u>PART NUMBER</u>	<u>QTY.</u>	<u>DESCRIPTION</u>	<u>PACKAGE OR KIT NUMBER</u>
42	204555	4	SUPPORT, rocker shaft	
43	205065	4	STUD (3/8"NC x 3/8"NF x 3-3/16")	
	911041	4	NUT, hex, 3/8"NF	
	904206	4	LOCKWASHER, 3/8"	
44	901651	1	PLUG, pipe, sq-hd., 1/8"NPT	
45	U-2852	2	SPRING, rocker shaft - short	
46	205176	8	ARM ASSEMBLY, rocker (Includes item 47)	
47	AM-9314	8	BUSHING, rocker arm	
48	910268	1	ELBOW, male, 90 <sup>0</sup> , flared, 3/16" tube, 1/8"NPT	
49	205946	1	TUBE ASSEMBLY, oil (Includes item 50)	
50	910906	2	NUT, flared fitting, 3/16" tube	
51	U-2840	4	VALVE, intake	
52	U-3150	4	VALVE, exhaust	
53	211038	8	SPRING, valve	
54	U-3149	8	RETAINER, valve spring (CAP)	
55	U-3131	16	TAPER, valve spring retainer (half only)	
56	204801	8	RING, snap, valve stem	
57	U-3132	8	SCREW, adjusting, valve clearance	
58	911041	8	NUT, hex, 3/8"NC	
59	U-2827	8	ROD, push	
60	U-3471	1	COVER, spark plug	
61	205037	2	STUD (3/8"NC x 3/8"NF x 1-7/8")	
62	U-2781	2	NUT, acorn (3/8"NF)	
63	AM-9026	4	PLUG, spark, 7/8"SAE (For low-grade fuel)	
	213293	4	PLUG, spark, 7/8"SAE (For gasoline)	

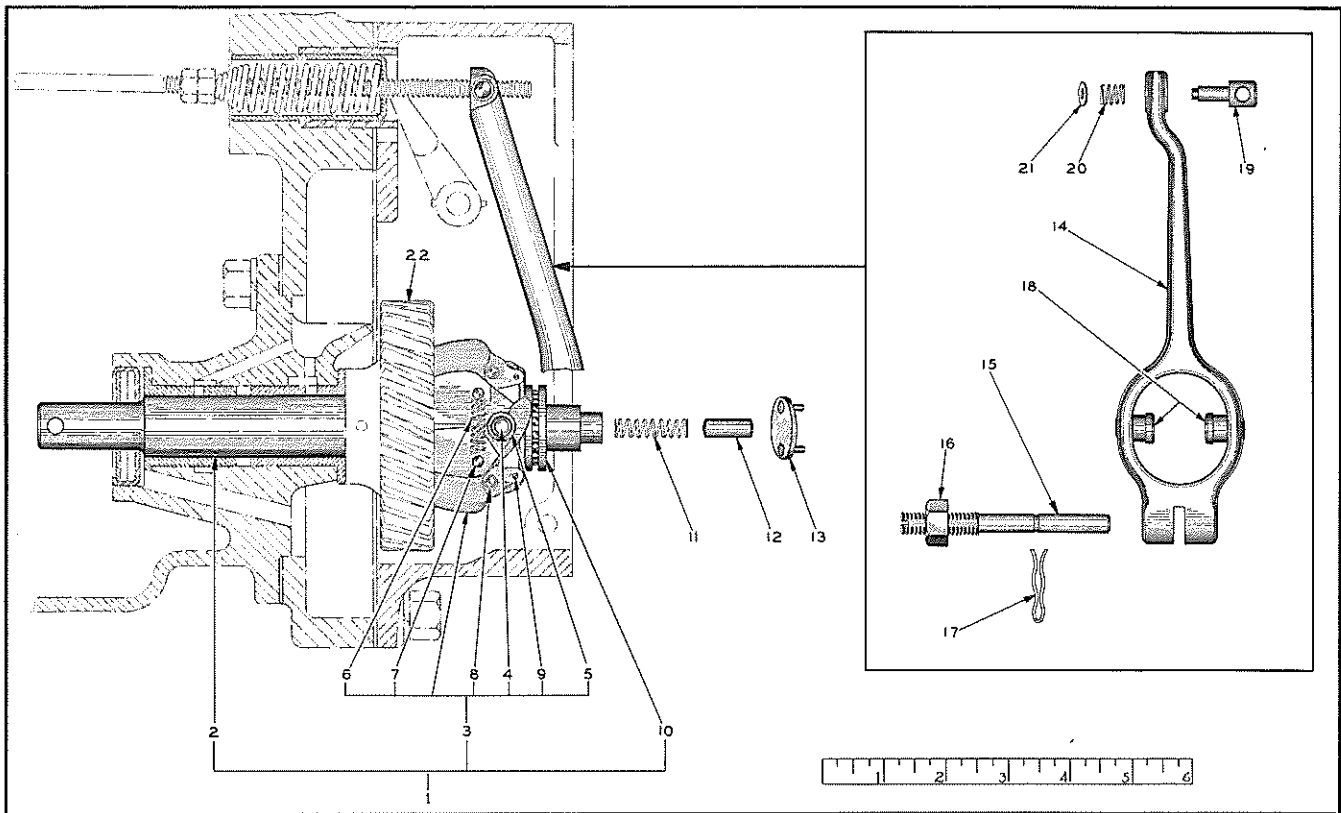


PLATE 1826 — GOVERNOR

GOVERNOR  
(See Plate 1826)

PACKAGE OR  
KIT NUMBER

ITEM	PART NUMBER	QTY.	DESCRIPTION	PACKAGE OR KIT NUMBER
1	205948	1	SHAFT ASSEMBLY (Consists of items 2 thru 10)	
2	205198	1	SHAFT (8-5/8" long) (Used on engines prior to #711)	
	U-3543	1	SHAFT (9" long) (Used on engines after #710)	
3	207857	1	WEIGHT ASSEMBLY (Consists of 2 WEIGHTS and items 4 thru 9) (Order SHAFT ASSEMBLY 205948 if making first replacement on engines prior to #711)	
4	205063	1	PIN, weight hinge (1/4" diam.) (Used on engines prior to #711)	
	U-3556	1	PIN, weight hinge (5/16" diam.) (Used on engines after #710)	
5	205046	2	WIRE, retaining, weight hinge pin (Used on engines prior to #711)	
	U-3557	1	WASHER, retaining, weight hinge pin (Used on engines after #710)	
6	U-3555	2	SPRING, weight return	
7	205941	2	PIN, attaching, weight spring (Used on engines prior to #711)	
	U-3558	2	PIN, attaching, weight spring (Used on engines after #710)	
8	U-3559	2	PIN, bearing shifter	
9	907801	2	PIN, cotter, 3/32" x 1-1/2" (For engines prior to #711)	
	912359	2	PIN, groove, 3/32" x 1" (For engines after #710)	
10	210060	1	BEARING, thrust	
11	U-2932	1	SPRING, thrust	
12	205069	1	PLUNGER, thrust	
13	-----	1	BUTTON, thrust (See TIMING GEAR COVER)	
14	U-3472	1	LEVER, shifting	
15	205053	1	SHAFT, screw, lever pivot	
16	911026	1	NUT, hex, 3/8"NC	
17	U-3331	1	PIN, cotter (special)	
18	205054	2	PIN, lever shifting	
19	205055	1	PIN, swivel, shifting lever	
20	U-2936	1	SPRING, shifting lever swivel pin	
21	U-2935	1	WASHER, shifting lever swivel pin	
22	-----	-	GEAR (See MAGNETO AND DRIVE)	



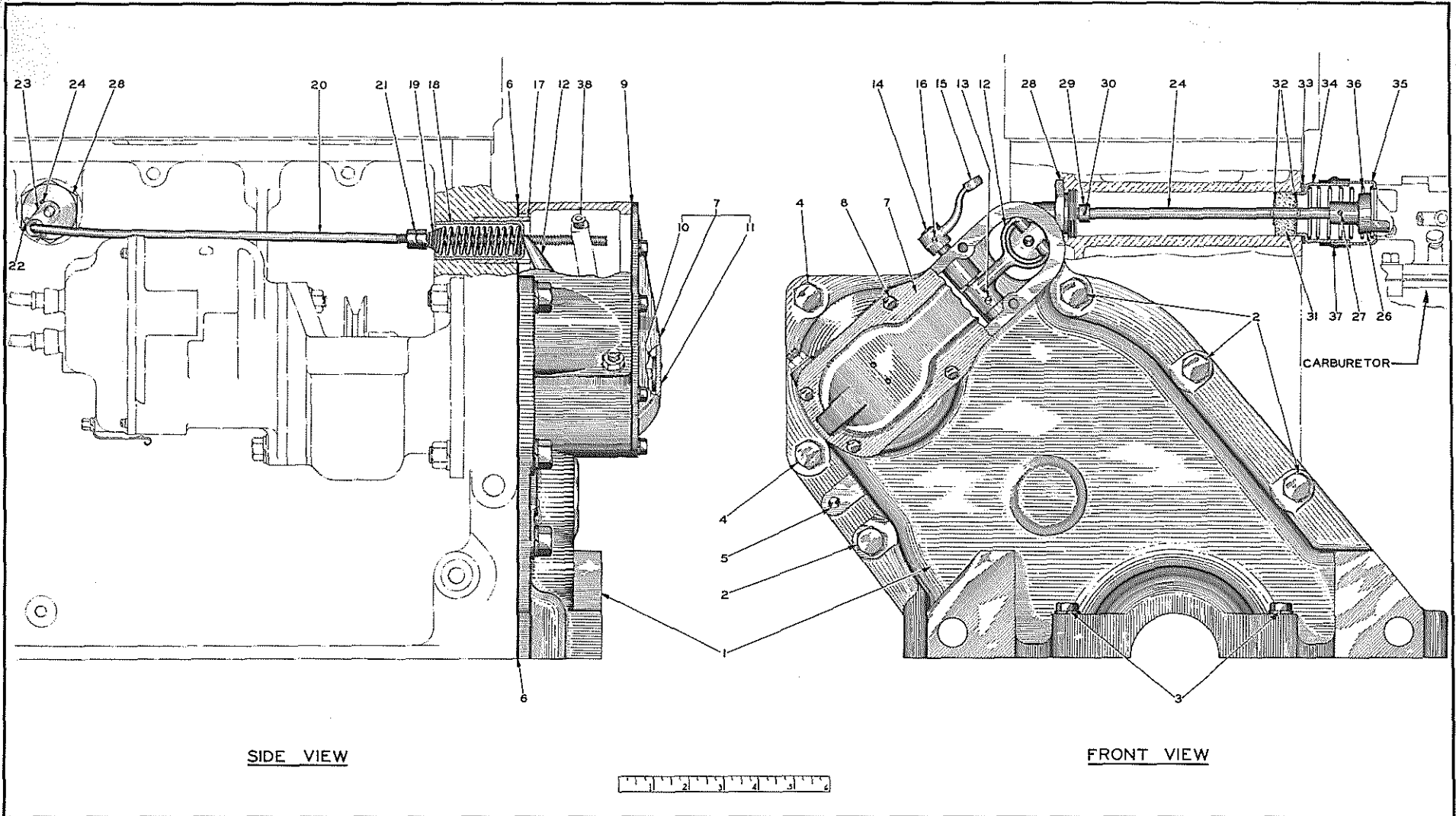


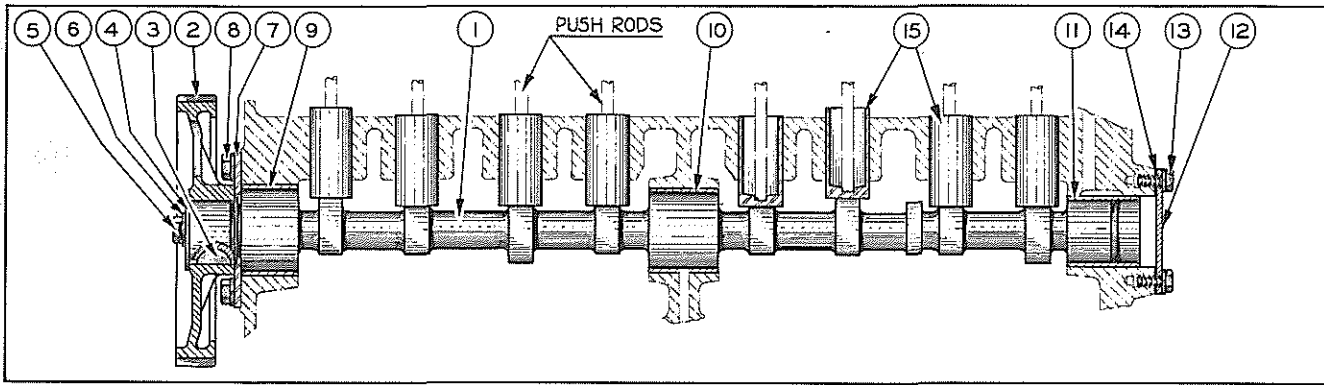
PLATE 1827 ————— TIMING GEAR COVER AND GOVERNOR RODS

TIMING GEAR COVER  
(See Plate 1827)

<u>ITEM</u>	<u>PART NUMBER</u>	<u>QTY.</u>	<u>DESCRIPTION</u>	<u>PACKAGE OR KIT NUMBER</u>
1	204246	1	COVER, timing gear	
2	903638	4	CAPSCREW, hex-hd., 1/2"NC x 1-1/4"	
	904208	4	LOCKWASHER, 1/2"	
3	903633	2	CAPSCREW, hex-hd., 3/8"NC x 1-3/4"	
	904206	2	LOCKWASHER, 3/8"	
4	910370	2	CAPSCREW, hex-hd., 1/2"NF x 3"	} Also attach magneto bracket
	911043	2	NUT, hex, 1/2"NF	
	904208	2	LOCKWASHER, 1/2"	
5	912318	1	PIN, groove, 5/16" x 1"	
6	U-3314	1	GASKET, timing gear cover	
7	204299	1	COVER ASSEMBLY, governor inspection hole (Includes items 10 and 11)	
8	905656	6	CAPSCREW, hex-hd., 1/4"NC x 5/8"	
	904204	6	LOCKWASHER, 1/4"	
9	U-2934	1	GASKET, governor inspection hole cover	
10	205056	1	BUTTON, governor thrust	
11	910373	2	RIVET, ctsk-hd., copper, 1/8" x 5/16"	

GOVERNOR RODS  
(See Plate 1827)

12	205098	1	LEVER, speed control
13	901357	1	PIN, taper, #0 x 3/4"
14	205021	1	SHAFT, speed control lever
15	205020	1	LEVER, speed control
16	901357		PIN, taper, #0 x 3/4"
17	205066	1	SLEEVE, governor rod spring cup
18	U-2931	1	CUP, governor rod spring
19	U-2947	1	SPRING, governor rod
20	205051	1	ROD, governor
21	911040	2	NUT, hex, 1/4"NF
22	900970	1	PIN, cotter, 1/16" x 1/2"
23	205052	1	LEVER, carburetor control rod
24	910176	1	PIN, groove, 3/32" x 5/8"
25	205067	1	ROD, carburetor control
26	205068	1	LEVER, carburetor operating
27	910176	1	PIN, groove, 3/32" x 5/8"
28	205074	1	BUSHING, carburetor control rod
29	207910	1	COLLAR, retaining, carburetor control rod
30	912384	1	PIN, groove, 3/32" x 1/2"
31	U-2933	1	WASHER, sealing (felt)
32	910335	2	WASHER, plain, SAE std., 5/16"
	904001	2	PIN, cotter, 1/16" x 1/2"
NOTE: Following items were used only on engines after approx. No. 19392			
33	209095	1	GASKET, carburetor rod dirt seal (cork)
34	209094	1	SEAL, dirt, carburetor rod - inner (steel)
35	209092	1	SEAL, dirt, carburetor rod - outer (steel)
36	209093	1	SPRING, carburetor rod dirt seal
37	211032	1	SLEEVE, carburetor rod dirt seal (rubber)
38	-----	-	LEVER, (See GOVERNOR)



## PLATE 1807-CAMSHAFT

CAMSHAFT  
(See Plate 1807)

<u>ITEM</u>	<u>PART NUMBER</u>	<u>QTY.</u>	<u>DESCRIPTION</u>	<u>PACKAGE OR KIT NUMBER</u>
1	U-3500	1	CAMSHAFT (Used on engines prior to #18625)	
	207484	1	CAMSHAFT (Has fuel pump cam) (Used on engines after #18624)	
2	205178	1	GEAR, camshaft (62 teeth)	
3	905126	1	KEY, #15 woodruff, 1/4"x 1"	
4	U-2836	1	PLATE, camshaft gear retaining	
5	U-2780	2	CAPSCREW, hex-hd., 7/16"NF x 1"	
6	U-2837	1	LOCK, capscREW	
7	U-2838	1	PLATE, camshaft thrust	
8	903775	2	CAPSCREW, hex-hd., 3/8"NC x 7/8"	
	904206	2	LOCKWASHER, 3/8"	
9	212308	1	BUSHING, camshaft - front	
10	212306	1	BUSHING, camshaft - center	
11	212307	1	BUSHING, camshaft - rear	
12	205034	1	PLATE, cover, camshaft hole	
13	903629	3	CAPSCREW, hex-hd., 3/8"NC x 3/4"	
	904206	3	LOCKWASHER, 3/8"	
14	U-2834	1	GASKET, camshaft hole cover plate	
15	205139	8	LIFTER, valve	

OILING SYSTEM

PAGE NUMBER

Oil Filler. . . . .	20,23
Oil Filter. . . . .	20,21
Oil Level Gauge Rod . . . . .	7
Oil Pan . . . . .	7
Oil Pressure Gauge. . . . .	142,143
Oil Pressure Relief Valve . . . . .	7
Oil Pump. . . . .	22
Oil Tubes . . . . .	13,142,143
Spark Plugs . . . . .	13



OIL FILTER  
(See Plate 1818)

FIRST TYPE - Used on engines prior to serial No. 466 only

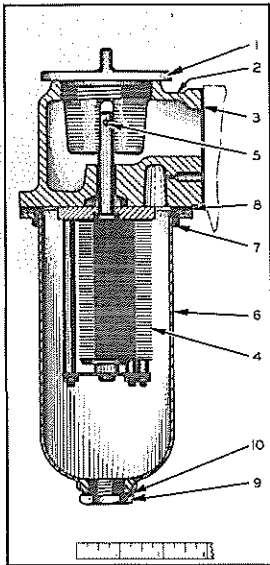


PLATE 1818

ITEM	PART NUMBER	QTY.	DESCRIPTION	PACKAGE OR KIT NUMBER
1	U-1739	1	CAP, oil filler	
2	-----	1	BASE, oil filter (Not available)	
	903630	4	CAPSCREW, hex-hd., 3/8"NC x 1"	
2	904206	4	LOCKWASHER, 3/8"	
	U-3324	1	GASKET, oil filter base	
4	-----	1	CARTRIDGE, replacement (Not available)	
5	F-104	1	PIN, cartridge stem	
6	-----	1	SUMP, oil filter (Not available)	
7	901223	8	SCREW, machine, fil-hd., #12-24 x 1/2"	
	904204	8	LOCKWASHER, 1/4"	
8	F-0290	1	GASKET, oil filter sump	
9	FF-362	1	PLUG, sump drain	
10	F-8490	1	GASKET, sump drain plug	

OIL FILTER  
(See Plate 1819)

SECOND TYPE - Started with engine serial No. 466 but later abandoned on tractor No. 3539.

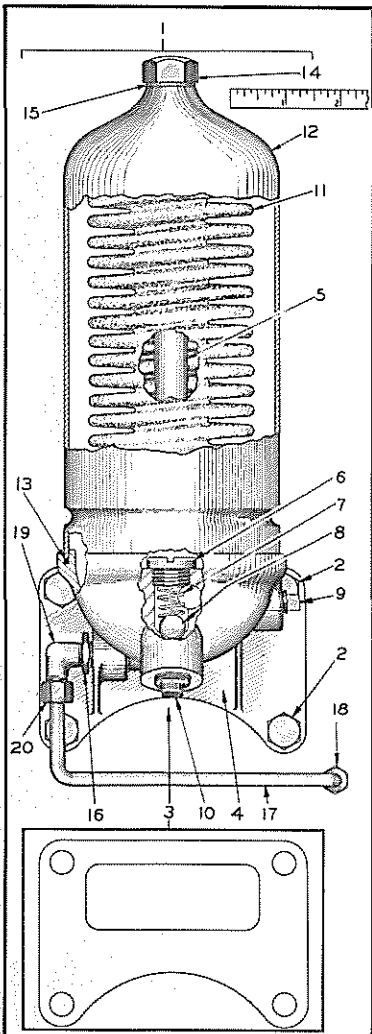


PLATE 1819

ITEM	PART NUMBER	QTY.	DESCRIPTION	PACKAGE OR KIT NUMBER
1	-----	1	FILTER ASSEMBLY, "Furolator" (Consists of items 4 thru 16) (Not available. Order FILTER ASSEMBLY 205238)	
2	903630	4	CAPSCREW, hex-hd., 3/8"NC x 1"	
	904206	4	LOCKWASHER, 3/8"	
3	U-3554	1	GASKET, filter to block	
4	205361	1	BASE ASSEMBLY (Includes items 5,6,7,8,10 and 16)	
5	8925	1	POST, center	
6	8955	1	SCREW, blow-off ball	
7	207044	1	SPRING, blow-off ball	
8	905362	1	BALL, steel, 1/2" diam.	
9	901651	1	PLUG, pipe, sq-hd., 1/8"NPT	
10	901653	1	PLUG, pipe, sq-hd., 3/8"NPT	
11	8987	1	ELEMENT, filtering (cloth)	
12	8937	1	CASE	
13	8927	1	GASKET, case	
14	8930	1	NUT, case retaining	
15	207045	1	GASKET, case retaining nut	
16	901834	1	BUSHING, pipe reducing, 1/4"NPT to 1/8"NPT	
17	219752	1	TUBE, filter to block (copper, 3/16" x 14")	
18	910126	1	CONNECTOR, male, compression, 3/16" tube, 1/8"NPT (Includes item 20)	
19	910129	1	ELBOW, male, compression, 3/16" tube, 1/8"NPT (Incl. item 20)	
20	912367	2	SLEEVE, compression fitting, 3/16" tube	
	912064	2	NUT, compression fitting, 3/16" tube	

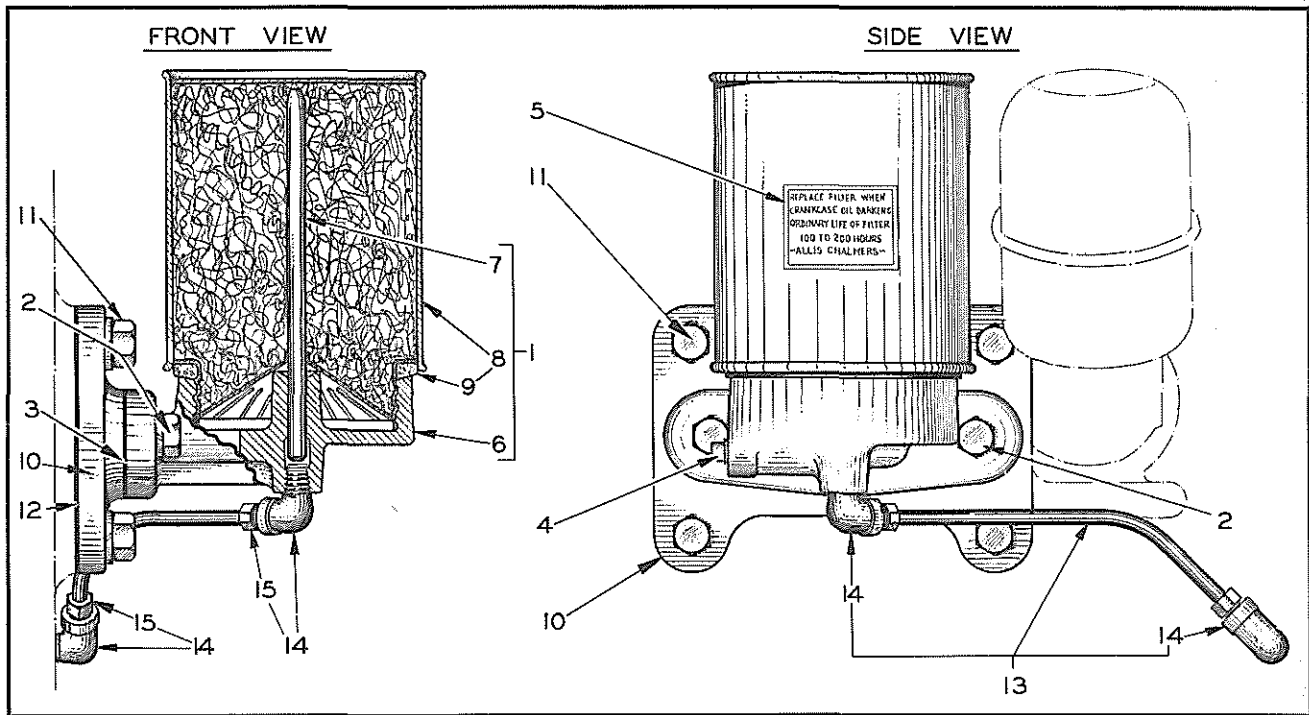


PLATE 1820— OIL FILTER (THIRD TYPE)

OIL FILTER  
(See Plate 1820)

THIRD TYPE - Used on tractors after serial No. 3538

<u>ITEM</u>	<u>PART NUMBER</u>	<u>QTY.</u>	<u>DESCRIPTION</u>	<u>PACKAGE OR KIT NUMBER</u>
1	204917	1	FILTER ASSEMBLY, oil (Includes items 6 thru 8).....	205238
2	903771	2	CAPSCREW, hex-hd., 5/16"NC x 7/8"	
	904205	2	LOCKWASHER, 5/16"	
3	U-3903	1	GASKET, filter base to support	
4	901651	1	PLUG, pipe, sq-hd., 1/8"NPT	
5	204861	1	LABEL, instruction	
6	-----	1	BASE, filter element (Not serviced)	
7	U-3899	1	TUBE	
8	204912	1	ELEMENT ASSEMBLY, filtering (Includes item 9)	
9	204863	1	GASKET, filtering element	
10	205201	1	SUPPORT, oil filter.....	205238
11	903630	4	CAPSCREW, hex-hd., 3/8"NC x 1"	
	904206	4	LOCKWASHER, 3/8"	
12	U-3554	1	GASKET, oil filter support to block	
13	207780	1	TUBE ASSEMBLY, filter to block (Includes item 14)	
14	911850	2	ELBOW, male, dole compression, 3/16" tube, 1/8"NPT (Incl. item 15)	
15	912442	2	NUT AND SLEEVE, dole compression fitting, 3/16" tube	

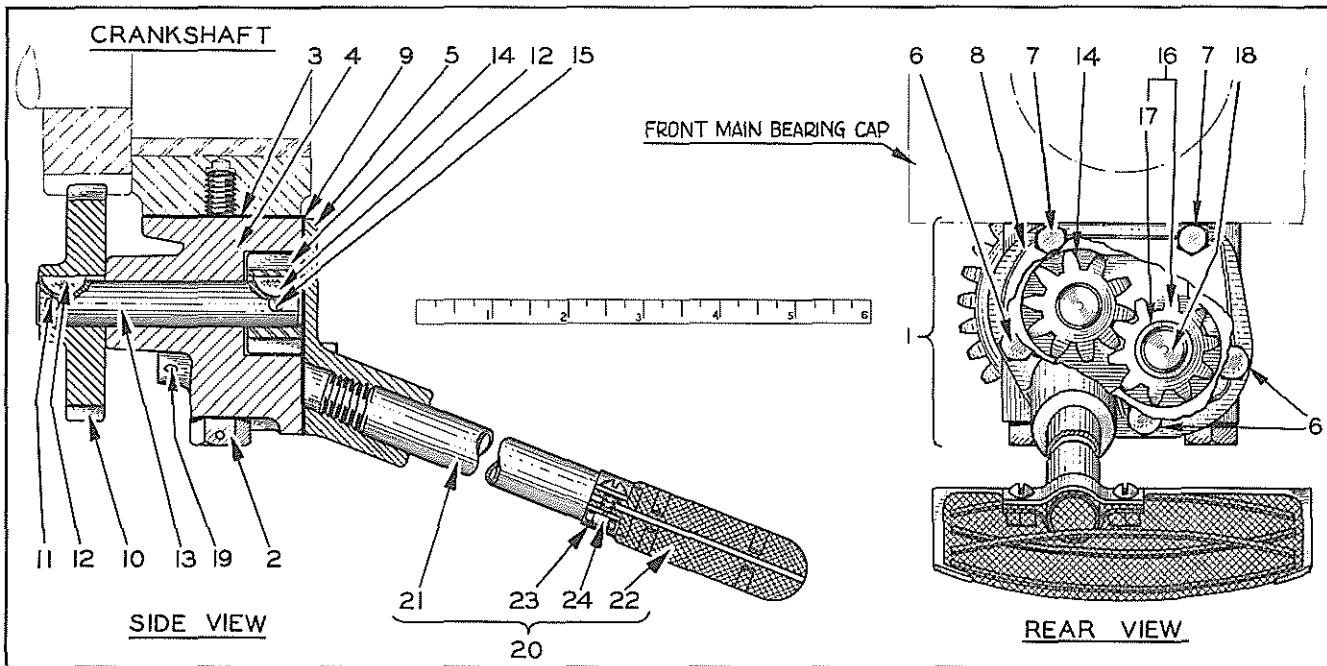


PLATE 1822—OIL PUMP

OIL PUMP  
(See Plate 1822)

ITEM	PART NUMBER	QTY.	DESCRIPTION	PACKAGE OR KIT NUMBER
1	205862	1	PUMP ASSEMBLY, oil (Consists of items 4 thru 19)	
2	205028	2	CAPSCREW (Drilled hex-hd., 3/8"NC x 3-1/4")	
	070101	1	WIRE, locking (1/16" x 8")	
3	U-3321	-	SHIM, adjusting, gear mesh (Use as req'd)	
4	204558	1	BODY	
5	205180	1	COVER, body	
6	U-3342	3	CAPSCREW (drilled hex-hd., 1/4"NC x 1/2")	
7	910271	2	SCREW, machine, fl-hd., 1/4"NC x 5/8" (Early models only)	
	U-3342	2	CAPSCREW (drilled hex-hd., 1/4"NC x 1/2") (Late models only)	
8	023633	1	WIRE, locking (1/16" x 12")	
9	U-3323	1	GASKET, body cover	
10	205184	1	GEAR, driving (24 teeth)	
11	910209	1	PIN, groove, 3/16" x 1"	
12	905121	2	KEY, #5 woodruff, 1/8" x 5/8"	
13	205087	1	SHAFT, driving	
14	204300	1	GEAR, pumping	
15	205044	1	PIN, straight (3/16" x 1")	
16	204298	1	GEAR ASSEMBLY, pumping (Includes item 17)	
17	U-3322	1	BUSHING, pumping gear	
18	205086	1	SHAFT, stub	
19	910535	1	PIN, straight, 5/32" x 1-1/8"	
20	205944	1	PIPE AND SCREEN ASSEMBLY (Consists of items 21 thru 24)	
21	205080	1	PIPE, oil screen	
22	U-3317	1	SCREEN, oil	
23	U-3217	1	CLAMP, oil screen	
24	904478	2	BOLT, stove, rd-hd., 1/4" x 5/8" with NUT	
	904204	2	LOCKWASHER, 1/4"	



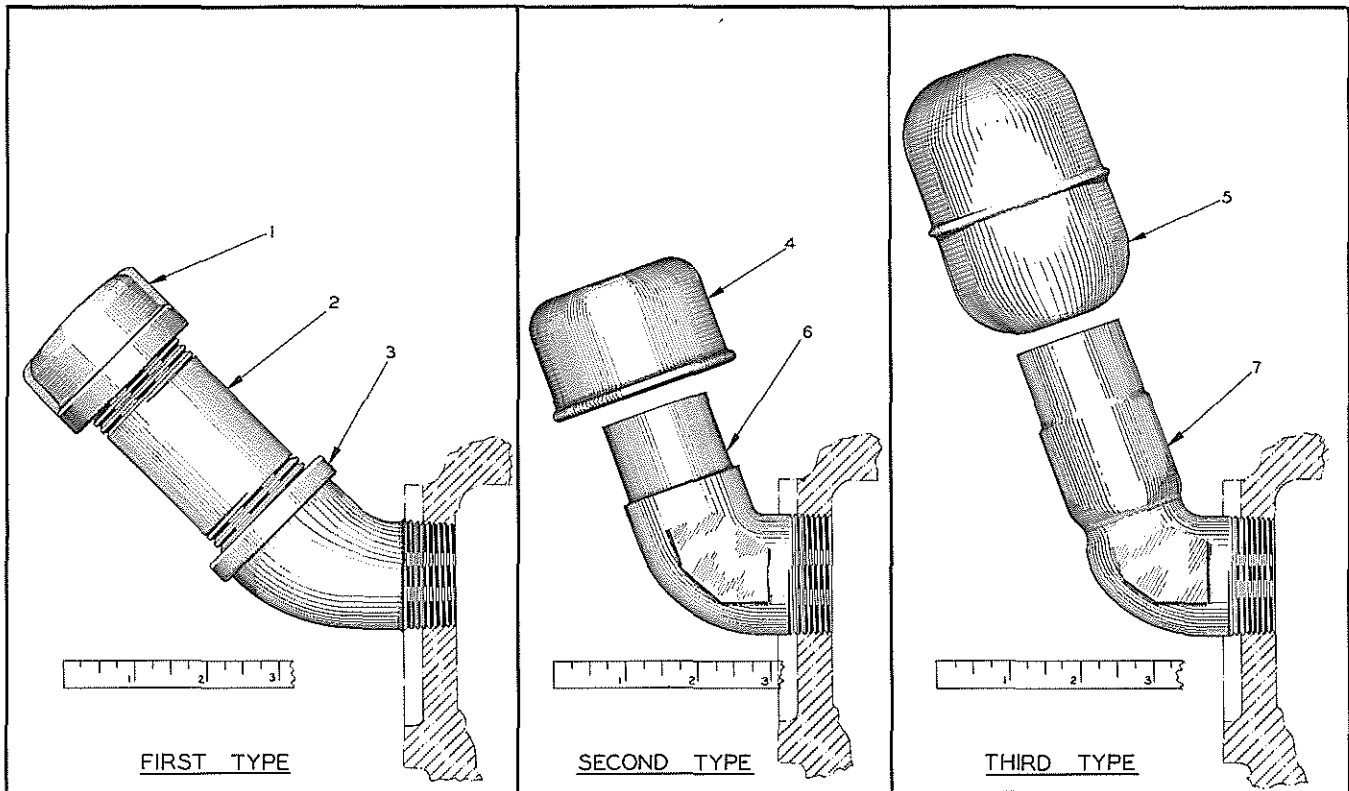


PLATE 1821—OIL FILLERS

OIL FILLERS  
(See Plate 1821)

<u>ITEM</u>	<u>PART NUMBER</u>	<u>QTY.</u>	<u>DESCRIPTION</u>	<u>PACKAGE OR KIT NUMBER</u>
NOTE: Items 1 thru 3 were used on early model tractors only.				
1	901756	1	CAP, pipe, 1-1/4"NPT	
2	901534	1	NIPPLE, pipe, 1-1/4"NPT x 4"	
3	912029	1	ELBOW, street, 45°, 1-1/4"NPT	
NOTE: Following items were used on later model tractors only.				
4	207552	1	CAP, oil filler (Abandoned on engine #18537)	
5	U-3196	1	CAP, oil filler (Used on engines after #18536)	
6	-----	1	ELBOW, oil filler (Used on engines prior to #18537. Order ELBOW 208801 and CAP U-3196)	
7	208801	1	ELBOW, oil filler (Used on engines after #18536)	



MANIFOLD, FUEL AND AIR SYSTEM

PAGE NUMBER

Air Cleaners. . . . .	45
Carburetors . . . . .	39
Carburetor Parts. . . . .	41
Exhaust Manifold. . . . .	36,37
Exhaust Pipes . . . . .	36,37
Fuel Filters (See Fuel Systems) . . . . .	
Fuel Filter Parts . . . . .	35
Fuel Lines (See Fuel Systems) . . . . .	
Fuel Systems (Standard) . . . . .	26,29,30,33
Fuel System (Orchard) . . . . .	34
Fuel Tanks (See Fuel Systems). . . . .	
Governor Rods . . . . .	17
Intake Manifold . . . . .	36,37
Mufflers. . . . .	38
Throttle Control. . . . .	17,138,139
Transfer (Fuel Valve). . . . .	138

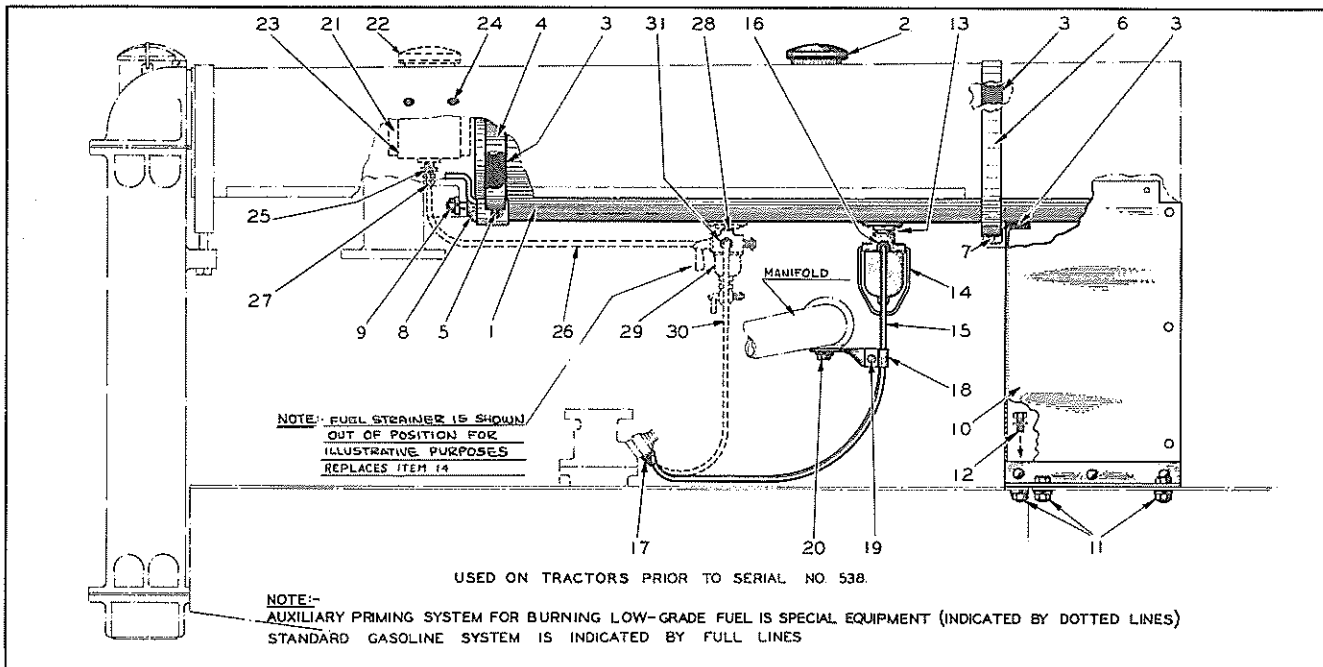


PLATE 1792 — FUEL SYSTEM (FIRST TYPE)

FUEL SYSTEM  
(See Plate 1792)

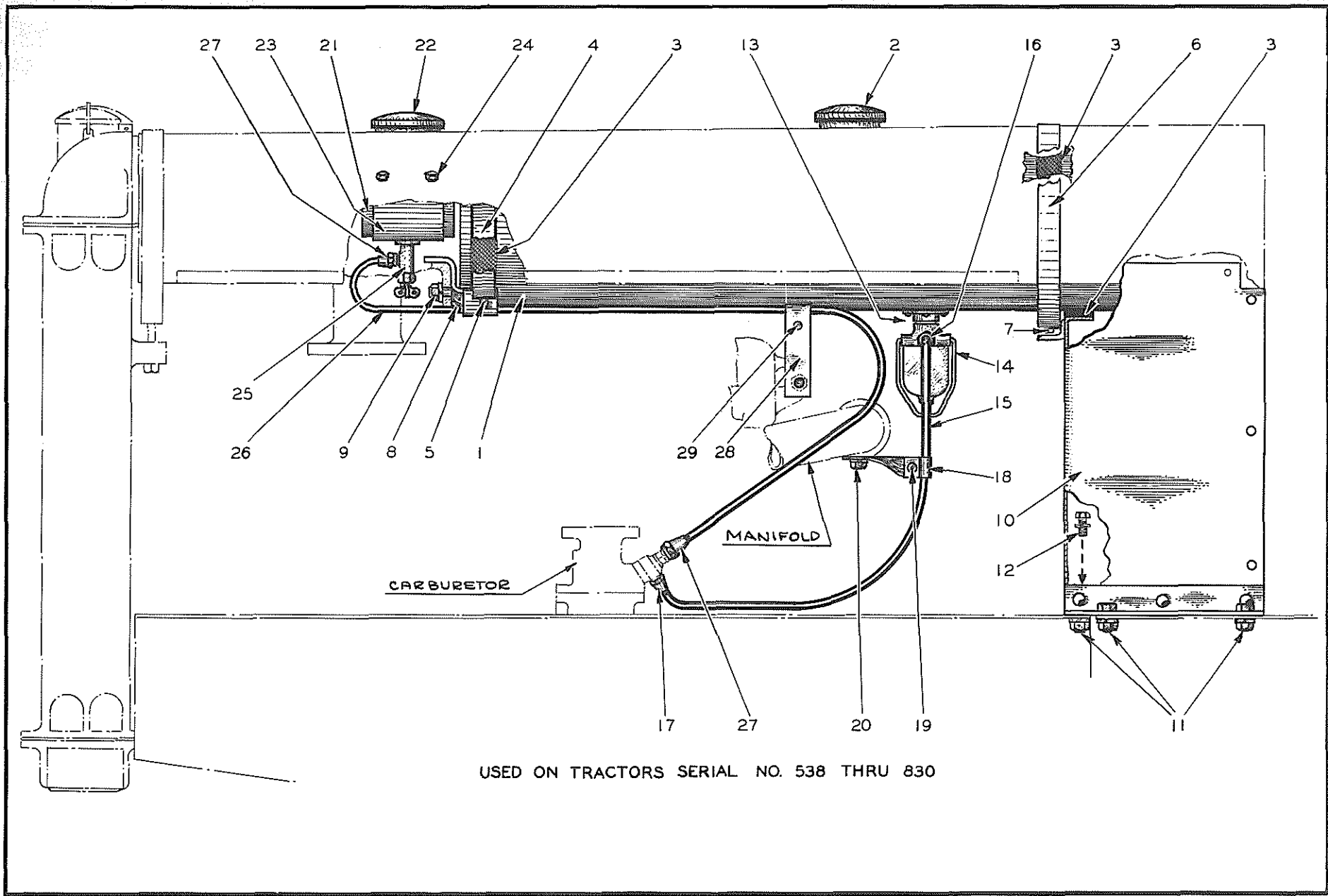
FIRST TYPE - Used on all tractors prior to serial No. 538 except Orchard Models.

ITEM	PART NUMBER	QTY.	DESCRIPTION	PACKAGE OR KIT NUMBER
1	U-3999	1	TANK ASSEMBLY, fuel (Includes item 2)	
2	071545	1	CAP ASSEMBLY, fuel tank (Includes GASKET)	
	U-2964	1	GASKET, fuel tank cap	
3	U-273	3	STRIP, anti-rub, fuel tank (20" long)	
4	U-232	1	STRAP, fuel tank - front	
5	030809	2	BOLT, machine, sq-hd., 3/8"NC x 2-1/2"	
	900405	2	NUT, square, 3/8"NC	
6	AM-40890	1	STRAP, fuel tank - rear	
7	030809	2	BOLT, machine, square head, 3/8"NC x 2-1/2"	
	900405	2	NUT, square, 3/8"NC	
8	044260	1	SUPPORT ASSEMBLY, fuel tank - front (1 SUPPORT, 2 rub STRIPS, 4 RIVETS)	
9	910575	2	BOLT, machine, sq-hd., 3/8"NC x 1-1/4", with NUT	
	904206	2	LOCKWASHER, 3/8"	
10	032974	1	SUPPORT ASSEMBLY, fuel tank - rear (1 SUPPORT, 2 CLIPS, 4 RIVETS)	
11	036032	8	CAPSCREW, hex head, 3/8"NF x 3/4"	
	911041	8	NUT, hex, 3/8"NF	
	904206	8	LOCKWASHER, 3/8"	
12	035244	2	CAPSCREW, hex head, 3/8"NC x 3/4"	
	904206	2	LOCKWASHER, 3/8"	
13	901723	1	ELBOW, street, 90°, 3/8"NPT	
	901491	1	NIPPLE, pipe, 3/8"NPT x 2"	
	901678	1	ELBOW, pipe, 90°, 3/8"NPT	
14	U-257	1	FILTER ASSEMBLY, fuel (See page 35 for repair parts)	

NOTE: Parts listed under item 13 are used to offset the fuel filter to provide clearance on tractors equipped with battery box under the hood.

FUEL SYSTEM (Continued)  
(See Plate 1792)

<u>ITEM</u>	<u>PART NUMBER</u>	<u>QTY.</u>	<u>DESCRIPTION</u>	<u>PACKAGE OR KIT NUMBER</u>
15	045650	1	LINE ASSEMBLY, fuel (24 1/2" long. Includes items 16 and 17) (Standard)	
	046021	1	LINE ASSEMBLY, fuel (33" long. Includes items 16 and 17) (Special. For tractors with battery box)	
16	910273	1	CONNECTOR, male, compression, 5/16" tube, 1/8"NPT (Includes NUT and SLEEVE)	
	910858	1	NUT, compression fitting, 5/16" tube	
	910857	1	SLEEVE, compression fitting, 5/16" tube	
17	910139	1	NUT, flared fitting, short, 5/16" tube	
18	U-1808	1	CLIP, fuel line supporting	
19	900850	1	BOLT, stove, rd-hd., 3/16" x 1/2", with NUT	
	904203	1	LOCKWASHER, #10	
20	035244	1	CAPSCREW, hex head, 3/8"NC x 3/4"	
	904206	1	LOCKWASHER, 3/8"	
NOTE: The following parts comprise the Auxiliary Fuel Supply System furnished as special equipment to provide priming gasoline for low-grade fuel operation				
21	-----	1	TANK ASSEMBLY, priming fuel (Not available)	
22	071545	1	CAP ASSEMBLY, priming fuel tank (Includes GASKET)	
	U-2964	1	GASKET, fuel tank cap	
23	-----	1	STRAP, priming tank (Not available)	
24	035244	4	CAPSCREW, hex head, 3/8"NC x 3/4"	
	911026	4	NUT, hex, 3/8"NC	
	904206	4	LOCKWASHER, 3/8"	
25	901826	1	BUSHING, pipe reducing, 3/8"NPT to 1/4"NPT	
	901825	1	BUSHING, pipe reducing, 1/4"NPT to 1/8"NPT	
26	046021	1	LINE ASSEMBLY, priming tank to strainer (33" long. Includes items 27 and 31)	
	910273	1	CONNECTOR, male, compression, 5/16" tube, 1/8"NPT (Includes NUT and SLEEVE)	
	910858	1	NUT, compression fitting, 5/16" tube	
	910857	1	SLEEVE, compression fitting, 5/16" tube	
	901826	1	BUSHING, pipe reducing, 3/8"NPT to 1/4"NPT	
28	901826	1	BUSHING, pipe reducing, 3/8"NPT to 1/4"NPT	
29	033090	1	STRAINER ASSEMBLY, fuel (3-way valve) (Serviced only as a unit) (Replaces standard fuel FILTER (Item 14))	
30	045891	1	LINE ASSEMBLY, strainer to carburetor (30" long. Includes item 31) (Replaces standard fuel LINE (item 15))	
31	910139	3	NUT, flared fitting, short, 5/16" tube	



USED ON TRACTORS SERIAL NO. 538 THRU 830

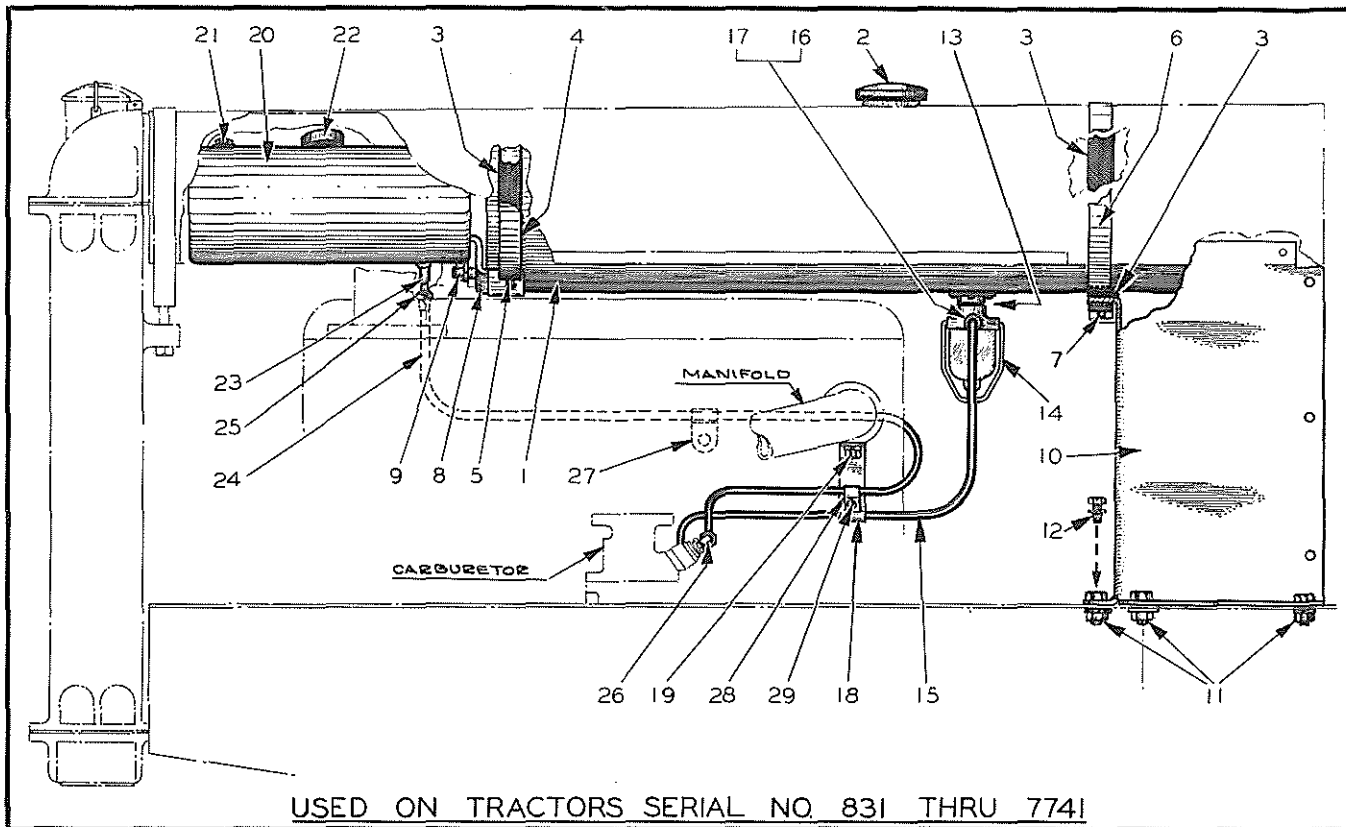
PLATE 1793 — FUEL SYSTEM (SECOND TYPE)

FUEL SYSTEM  
(See Plate 1793)

SECOND TYPE - Used on all tractors serial No. 538 thru 830 except Orchard Models

ITEM	PART NUMBER	QTY.	DESCRIPTION	PACKAGE OR KIT NUMBER
1	U-3999	1	TANK ASSEMBLY, fuel (Includes item 2)	
2	{ 071545	1	CAP ASSEMBLY, fuel tank (Includes GASKET)	
	{ U-2964	1	GASKET, fuel tank cap	
3	U-273	3	STRIP, anti-rub, fuel tank (20" long)	
4	U-232	1	STRAP, fuel tank - front	
5	{ 030786	2	BOLT, machine, sq-hd., 3/8"NC x 2"	
	{ 900405	2	NUT, square, 3/8"NC	
6	AM-40890	1	STRAP, fuel tank - rear	
7	{ 030809	2	BOLT, machine, sq-hd., 3/8"NC x 2-1/2"	
	{ 900405	2	NUT, square, 3/8"NC	
8	044260	1	SUPPORT ASSEMBLY, fuel tank - front (1 SUPPORT, 2 rub STRIPS, 4 RIVETS)	
9	{ 910575	2	BOLT, machine, sq-hd., 3/8"NC x 1-1/4", with NUT	
	{ 904206	2	LOCKWASHER, 3/8"	
10	032974	1	SUPPORT ASSEMBLY, fuel tank - rear (1 SUPPORT, 2 CLIPS, 4 RIVETS)	
11	{ 036032	8	CAPSCREW, hex-hd., 3/8"NF x 3/4"	
	{ 911041	8	NUT, hex, 3/8"NF	
	{ 904206	8	LOCKWASHER, 3/8"	
12	{ 035244	2	CAPSCREW, hex-hd., 3/8"NC x 3/4"	
	{ 904206	2	LOCKWASHER, 3/8"	
NOTE: Parts listed under item 13 are used to offset the fuel filter to provide clearance on tractors equipped with battery box under the hood.				
13	{ 901723	1	ELBOW, street, 90°, 3/8"NPT	
	{ 901491	1	NIPPLE, pipe, 3/8"NPT x 2"	
	{ 901678	1	ELBOW, pipe, 90°, 3/8"NPT	
14	U-257	1	FILTER ASSEMBLY, fuel (See page 35 for repair parts)	
15	{ 045650	1	LINE ASSEMBLY, fuel filter to carburetor (24-1/2" long. Includes items 16 and 17) (Standard)	
	{ 046021	1	LINE ASSEMBLY, fuel filter to carburetor (33" long. Includes items 16 and 17) (Special. For tractors with battery box)	
16	{ 910273	1	CONNECTOR, male, compression, 5/16" tube, 1/8"NPT (Includes NUT and SLEEVE)	
	{ 910858	1	NUT, compression fitting, 5/16" tube	
	{ 910857	1	SLEEVE, compression fitting, 5/16" tube	
17	910139	1	NUT, flared fitting, short 5/16" tube	
18	U-1808	1	CLIP, fuel line supporting	
19	{ 900850	1	BOLT, stove, rd-hd., 3/16" x 1/2", with NUT	
	{ 904203	1	LOCKWASHER, #10	
20	{ 035244	1	CAPSCREW, hex-hd., 3/8"NC x 3/4"	
	{ 904206	1	LOCKWASHER, 3/8"	
21	-----	1	TANK ASSEMBLY, priming fuel (Not available)	
22	{ 071545	1	CAP ASSEMBLY, priming fuel tank (Includes GASKET)	
	{ U-2964	1	GASKET, fuel tank cap	
23	-----	1	STRAP, priming tank (Not available)	
24	{ 035244	4	CAPSCREW, hex-hd., 3/8"NC x 3/4"	
	{ 911026	4	NUT, hex, 3/8"NC	
	{ 904206	4	LOCKWASHER, 3/8"	
25	U-550	1	VALVE, fuel shut-off	
26	-----	1	LINE ASSEMBLY, priming tank to carburetor (40" long. Includes item 27) (Not available)	
27	910139	2	NUT, flared fitting, short, 5/16" tube	
28	U-364	1	CLIP, fuel line supporting	
29	{ 900850	1	BOLT, stove, rd-hd., 3/16" x 1/2", with NUT	
	{ 904203	1	LOCKWASHER, #10	





## PLATE 1794 — FUEL SYSTEM (THIRD TYPE)

### FUEL SYSTEM (See Plate 1794)

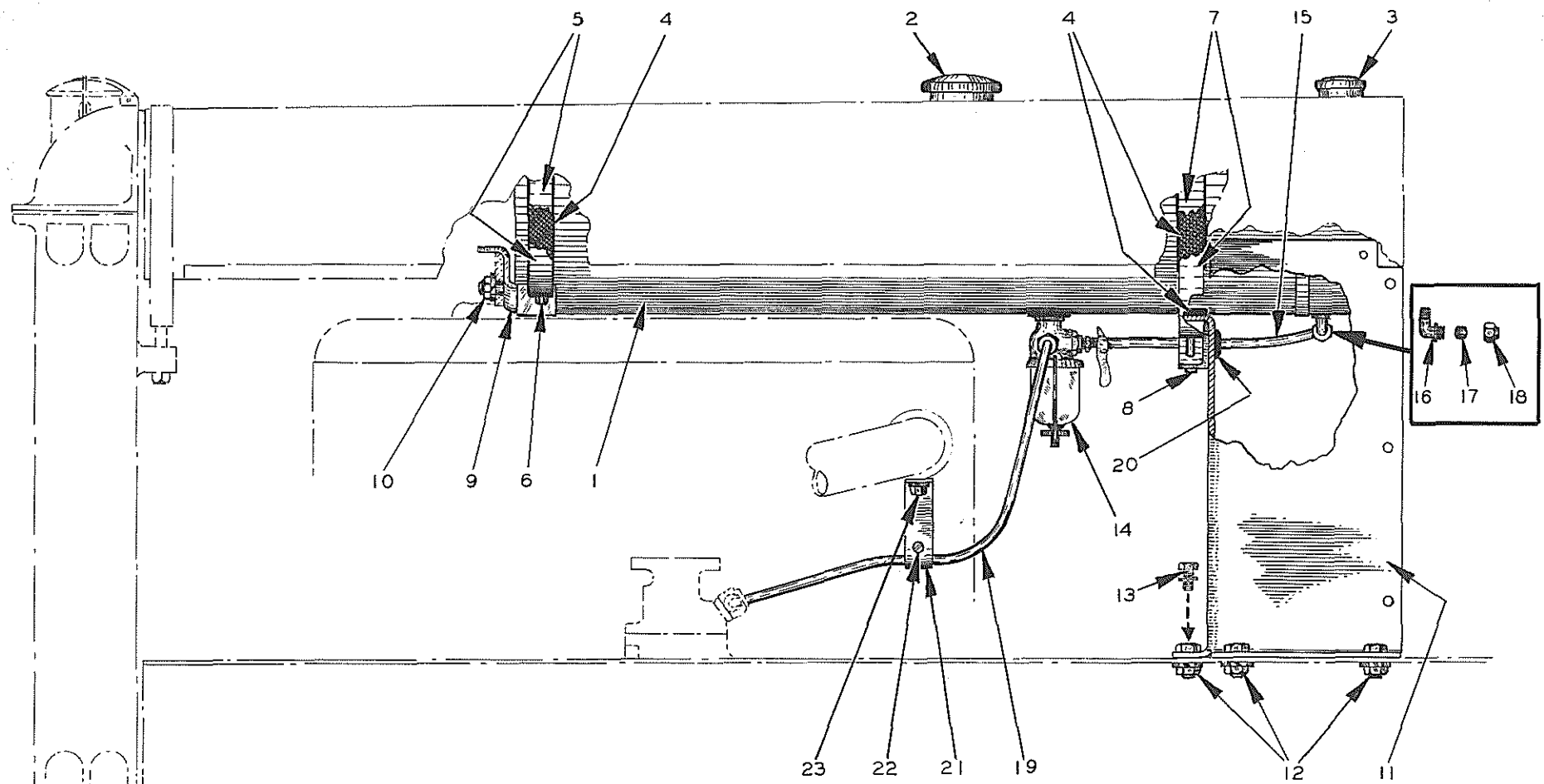
THIRD TYPE - Used on all tractors serial No. 831 thru 7741 except Orchard Models

ITEM	PART NUMBER	QTY.	DESCRIPTION	PACKAGE OR KIT NUMBER
1	U-3999	1	TANK ASSEMBLY, fuel (Includes item 2)	
2	071545	1	CAP ASSEMBLY, fuel tank (3-1/2" diam. Includes GASKET) (Used on tractors prior to #843)	
	206622	1	CAP ASSEMBLY, fuel tank (2-7/8" diam. Includes GASKET) (Used on tractors after #842)	
	U-2964	1	GASKET, fuel tank cap (For 071545 CAP only)	
	208065	1	GASKET, fuel tank cap (For 206622 CAP only)	
3	U-273	3	STRIP, anti-rub, fuel tank (20" long)	
4	U-232	1	STRAP, fuel tank - front	
5	030786	2	BOLT, machine, sq-hd., 3/8"NC x 2"	
	900405	2	NUT, square, 3/8"NC	
6	AM-40890	1	STRAP, fuel tank - rear	
7	030809	2	BOLT, machine, sq-hd., 3/8"NC x 2-1/2"	
	900405	2	NUT, square, 3/8"NC	
8	044260	1	SUPPORT ASSEMBLY, fuel tank - front (1 SUPPORT, 2 rub STRIPS, 4 RIVETS)	
9	910575	2	BOLT, machine, sq-hd., 3/8"NC x 1-1/4", with NUT	
	904206	2	LOCKWASHER, 3/8"	
10	032974	1	SUPPORT ASSEMBLY, fuel tank - rear (1 SUPPORT, 2 CLIPS, 4 RIVETS)	
11	036032	8	CAPSCREW, hex-hd., 3/8"NF x 3/4"	
	911041	8	NUT, hex, 3/8"NF	
	904206	8	LOCKWASHER, 3/8"	
12	035244	2	CAPSCREW, hex-hd., 3/8"NC x 3/4"	
	904206	2	LOCKWASHER, 3/8"	

(Continued)

FUEL SYSTEM (Continued)  
See Plate 1794)

<u>ITEM</u>	<u>PART NUMBER</u>	<u>QTY.</u>	<u>DESCRIPTION</u>	<u>PACKAGE OR KIT NUMBER</u>
			NOTE: Parts listed under item 13 are used to offset the fuel filter to provide clearance on tractors equipped with battery box under the hood.	
13	901723	1	ELBOW, street, 90°, 3/8"NPT	
	901491	1	NIPPLE, pipe, 3/8"NPT x 2"	
	901678	1	ELBOW, pipe, 90°, 3/8"NPT	
14	U-257	1	FILTER ASSEMBLY, fuel (See page 35 for repair parts)	
15	031465	1	LINE ASSEMBLY, fuel filter to carburetor (25" long. Includes item 16) (Standard)	
	046388	1	LINE ASSEMBLY, fuel filter to carburetor (33" long. Includes item 16) (Special. For tractors with battery box under hood)	
16	910139	2	NUT, flared fitting, short, 5/16" tube	
17	910171	1	CONNECTOR, male, flared, 5/16" tube, 1/8"NPT	
18	U-1808	1	CLIP, fuel line supporting	
19	035244	1	CAPSCREW, hex-hd., 3/8"NC x 3/4"	
	904206	1	LOCKWASHER, 3/8"	
20	211777	1	TANK ASSEMBLY, priming fuel (Includes item 22)	
21	911025	3	NUT, hex, 5/16"NC	
	904205	3	LOCKWASHER, 5/16"	
	910335	3	WASHER, plain, SAE std., 5/16"	
22	204827	1	CAP ASSEMBLY, priming fuel tank (Includes GASKET)	
	U-2963	1	GASKET, fuel tank cap	
23	U-3647	1	VALVE, fuel shut-off (For 5/16" fuel line) (Used on tractors prior to #3242)	
	204815	1	VALVE, fuel shut-off (For 1/4" fuel line) (Used on tractors after #3241)	
24	U-3224	1	LINE ASSEMBLY, priming tank to carburetor (5/16" O.D. Includes item 25) (Used on tractors prior to #3242)	
	031466	1	LINE ASSEMBLY, priming tank to carburetor (1/4" O.D. Includes item 25) (Used on tractors after #3241)	
25	910139	2	NUT, flared fitting, short, 5/16" tube (For LINE U-3224)	
	910138	2	NUT, flared fitting, short, 1/4" tube (For LINE 031466)	
26	910140	1	ELBOW, flared, 5/16" tube, 1/8"NPT (Tractors prior to #3242)	
	910161	1	ELBOW, flared, 1/4" tube, 1/8"NPT (Tractors after #3241)	
27	206641	1	CLIP, fuel line (single, closed type, 5/16" diam., 13/32" bolt hole) (Tractors prior to #3242)	
	AM-8691	1	CLIP, fuel line (single, closed type, 1/4" diam., 13/32" bolt hole) (Tractors after #3241)	
28	051348	1	CLIP, fuel line (single, closed type, 5/16" diam., 9/32" bolt hole) (Tractors prior to #3242)	
	206592	1	CLIP, fuel line (single, closed type, 1/4" diam., 9/32" bolt hole) (Tractors after #3241)	
29	900850	1	BOLT, stove, rd-hd., 3/16" x 1/2", with NUT	
	904203	1	LOCKWASHER, #10	



USED ON TRACTORS AFTER SERIAL NO. 7741

PLATE 1795 — FUEL SYSTEM (FOURTH TYPE)

FUEL SYSTEM  
(See Plate 1795)

FOURTH TYPE - Used on all tractors after serial No. 7741 except Orchard Models.

<u>ITEM</u>	<u>PART NUMBER</u>	<u>QTY.</u>	<u>DESCRIPTION</u>	<u>PACKAGE OR KIT NUMBER</u>
1	207918	1	TANK ASSEMBLY, fuel (Includes items 2 and 3 ) (When replaced on tractors prior to #8524 also order 1 LINE 034467)	
2	206622	1	CAP ASSEMBLY, main tank (Includes GASKET)	
	208065	1	GASKET, main tank cap	
3	204827	1	CAP ASSEMBLY, priming tank (Includes GASKET)	
	U-2963	1	GASKET, priming tank cap	
4	U-273	3	STRIP, anti-rub, fuel tank (20" long)	
5	U-232	1	STRAP, fuel tank - front	
6	030786	2	BOLT, machine, sq-hd., 3/8"NC x 2"	
	900405	2	NUT, square, 3/8"NC	
7	AM-40890	1	STRAP, fuel tank - rear (Used on tractors prior to #12240)	
	U-232	1	STRAP, fuel tank - rear (Used on tractors after #12239)	
8	030809	2	BOLT, machine, sq-hd., 3/8"NC x 2-1/2"	
	900405	2	NUT, square, 3/8"NC	
9	044260	1	SUPPORT ASSEMBLY, fuel tank - front (1 SUPPORT, 2 rub STRIPS, 4 RIVETS)	
10	910575	2	BOLT, machine, sq-hd., 3/8"NC x 1-1/4", with NUT	
	904206	2	LOCKWASHER, 3/8"	
11	032974	1	SUPPORT ASSEMBLY, fuel tank - rear (1 SUPPORT, 2 CLIPS, 4 RIVETS)	
12	036032	8	CAPSCREW, hex-hd., 3/8"NF x 3/4"	
	911041	8	NUT, hex, 3/8"NF	
	904206	8	LOCKWASHER, 3/8"	
13	035244	2	CAPSCREW, hex-hd., 3/8"NC x 3/4"	
	904206	2	LOCKWASHER, 3/8"	
14	033512	1	FILTER ASSEMBLY, fuel (See page 35 for repair parts)	
15	033613	1	LINE, priming tank to filter (7-1/4" long) (Used on tractors prior to #8524)	
	034467	1	LINE, priming tank to filter (15-7/8" long) (Used on tractors after #8523)	
16	033511	1	ELBOW, male, flex type, 90°, 5/16" tube, 1/4"NPT	
17	033670	1	SLEEVE, flex fitting, 5/16" tube (rubber)	
18	033985	1	NUT, flex fitting, 5/16" tube	
19	033617	1	LINE, filter to carburetor (29-1/2" long) (Used on tractors prior to #8524)	
	034620	1	LINE, filter to carburetor (23" long) (Used on tractors after #8523)	
20	036887	1	GROMMET, fuel line (rubber)	
21	U-1808	1	CLIP, fuel line supporting	
22	900850	1	BOLT, stove, rd-hd., 3/16" x 1/2", with NUT	
	904203	1	LOCKWASHER, #10	
23	035244	1	CAPSCREW, hex-hd., 3/8"NC x 3/4"	
	904206	1	LOCKWASHER, 3/8"	

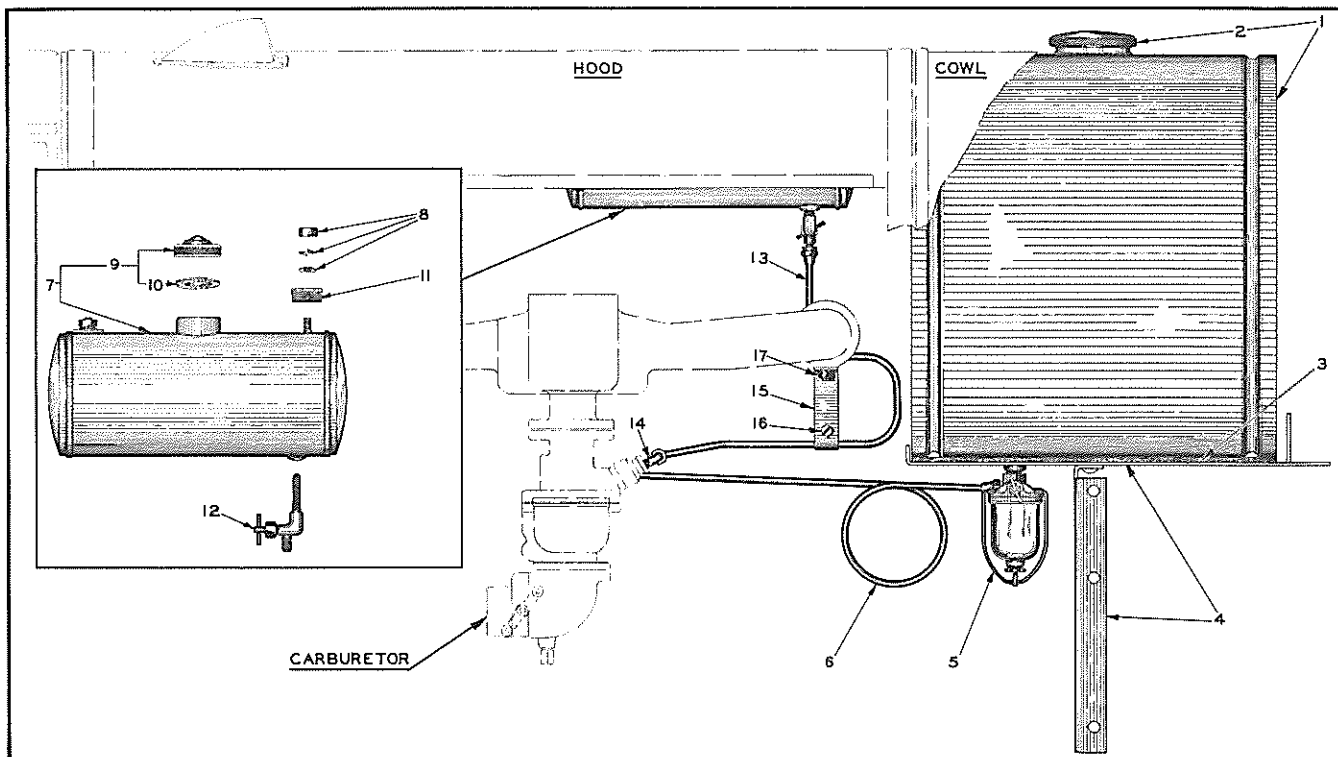
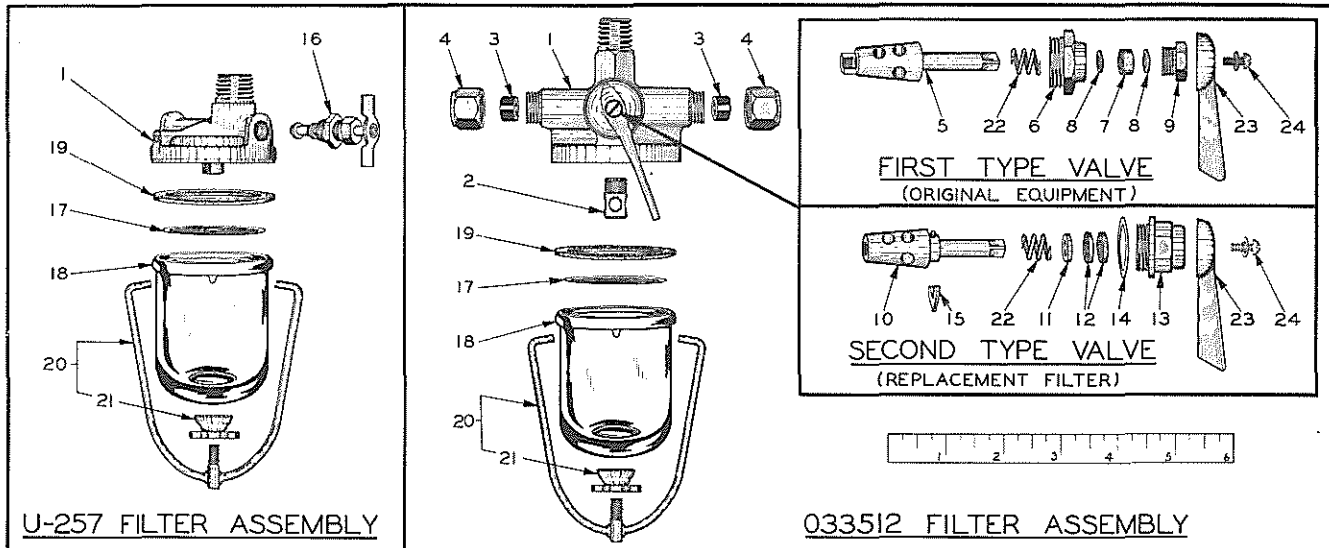


PLATE 1845 — FUEL SYSTEM (ORCHARD MODELS)

FUEL SYSTEM  
(See Plate 1845)

USAGE: Orchard Models only

ITEM	PART NUMBER	QTY.	DESCRIPTION	PACKAGE OR KIT NUMBER
1	046450	1	TANK ASSEMBLY, fuel (Includes item 2)	
2	046452	1	CAP, fuel tank (Screw-type) (Used on tractors prior to #2737)	
	071545	1	CAP ASSEMBLY, fuel tank (Includes GASKET) (Used on tractors after #2736)	
	035249	1	GASKET, fuel tank cap (For CAP 046452 only)	
	U-2964	1	GASKET, fuel tank cap (For CAP 071545 only)	
3	046522	4	PAD, fuel tank (felt)	
4	046528	1	CRADLE, fuel tank	
5	U-257	1	FILTER ASSEMBLY, fuel (See page 35 for repair parts)	
6	910140	1	ELBOW, flared, 5/16" tube, 1/8"NPT	
	046592	1	LINE ASSEMBLY, fuel filter to carburetor (Includes NUTS)	
7	211777	1	TANK ASSEMBLY, priming fuel (Includes item 9)	
8	911025	3	NUT, hex, 5/16"NC	
	904205	3	LOCKWASHER, 5/16"	
	910335	3	WASHER, plain, SAE std., 5/16"	
9	204827	1	CAP ASSEMBLY, priming fuel tank (Includes GASKET)	
10	U-2963	1	GASKET, fuel tank cap	
11	U-2670	3	STRIP, packing, priming fuel tank	
12	U-3647	1	VALVE, fuel shut-off (For 5/16" fuel line) (Tractors prior to #3242)	
	204815	1	VALVE, fuel shut-off (For 1/4" fuel line) (Tractors after #3241)	
13	046593	1	LINE ASSEMBLY, priming tank to carburetor (5/16"O.D. Includes NUTS) (Used on tractors prior to #3242)	
	030833	1	LINE ASSEMBLY, priming tank to carburetor (1/4"O.D. Includes NUTS) (Used on tractors after #3241)	
14	910140	1	ELBOW, flared, 5/16" tube, 1/8"NPT (Tractors prior to #3242)	
	910161	1	ELBOW, flared, 1/4" tube, 1/8"NPT (Tractors after #3241)	
15	U-1808	1	CLIP, fuel line supporting	
16	900650	1	BOLT, stove, rd-hd., 3/16" x 1/2", with NUT	
	904203	1	LOCKWASHER, #10	
17	035244	1	CAPSCREW, hex-hd., 3/8"NC x 3/4"	
	904206	1	LOCKWASHER, 3/8"	



## PLATE 1796 — FILTER PARTS

### FUEL FILTER PARTS (See Plate 1796)

ITEM	PART NUMBER	QUANTITY		DESCRIPTION	PACKAGE OR KIT NUMBER
		U-257	O33512		
				U-257 FILTER ASSEMBLY (See pages 28, 29 and 34)	
				O33512 FILTER ASSEMBLY (See page 33)	
1	-----	1	-	HEAD (Not serviced. Order complete FILTER ASSEMBLY)	
	-----	-	1	HEAD (Not serviced. Order complete FILTER ASSEMBLY)	
2	-----	-	1	PLUG, inlet (Not serviced)	
3	033670	-	2	SLEEVE, flex fitting, 5/16" tube (rubber)	
4	033985	-	2	NUT, flex fitting, 5/16" tube	
				NOTE: Items 5 thru 9 were used on all Filters furnished as original equipments.	
5	-----	-	1	VALVE (Not serviced. Order complete FILTER ASSEMBLY)	
6	044917	-	1	SLEEVE, shut-off valve retaining	
7	044921	-	1	PACKING, shut-off valve	
8	044920	-	2	WASHER, shut-off valve packing	
9	044919	-	1	NUT, shut-off valve packing	
				NOTE: Items 10 thru 15 were used only on replacement Filters supplied after approximately July 1946.	
10	-----	-	1	VALVE ASSEMBLY (Not serviced. Order complete FILTER ASSEMBLY)	
11	-----	-	1	WASHER, shut-off valve packing (Not serviced)	
12	-----	-	2	PACKING, shut-off valve (Not serviced)	
13	-----	-	1	SLEEVE, shut-off valve retaining (Not serviced)	
14	-----	-	1	GASKET, shut-off valve retaining sleeve (Not serviced)	
15	-----	-	1	STOP, shut-off valve (Not serviced)	
16	223255	1	-	VALVE ASSEMBLY, shut-off (Serviced only as a unit)	
17	{ 208135	1	-	SCREEN, sediment (1/2" hole) (For AC Filter only)	
	{ 208325	1	1	SCREEN, sediment (7/16" hole) (For Imperial Filter only)	
18	208136	1	1	BOWL, sediment	
19	208137	1	1	GASKET, sediment bowl	
20	{ 223249	1	-	BAIL ASSEMBLY (Includes bail CUP) (For AC Filter only)	
	{ 223248	1	1	BAIL ASSEMBLY (Includes item 21) (For Imperial Filter only)	
21	044925	1	1	CUP ASSEMBLY (1 CUP, 1 NUT) (For Imperial Filter only)	
22	044923	-	1	SPRING, shut-off valve	
23	044924	-	1	HANDLE, shut-off valve	
24	{ 900604	-	1	SCREW, machine, rd-hd., #8-32NC x 3/8"	
	{ 912739	-	1	LOCKWASHER, internal teeth #8	

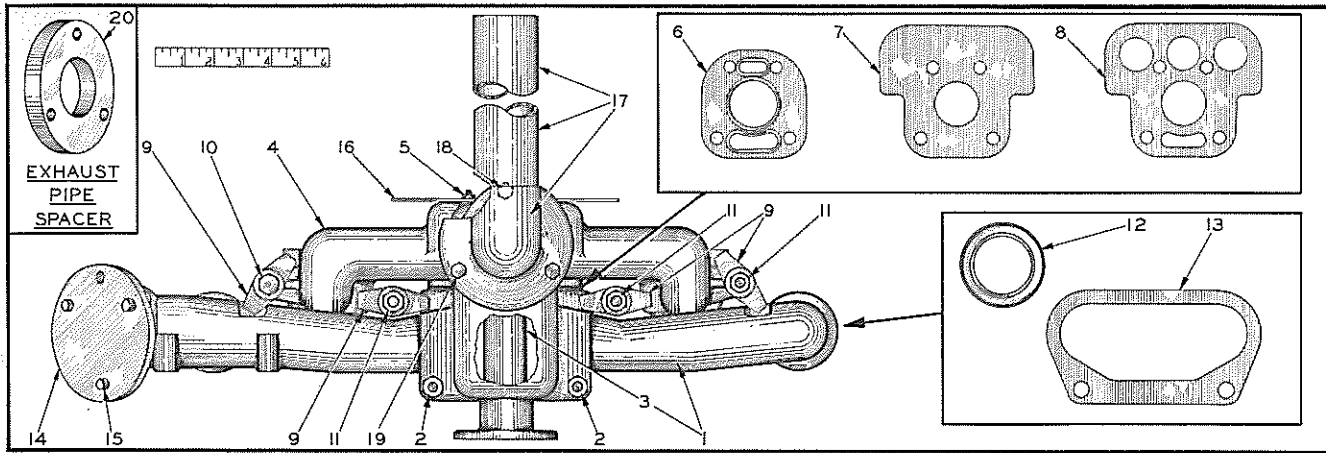


PLATE 1813 ——— MANIFOLDS (FIRST TYPE)

MANIFOLDS  
(See Plate 1813)

FIRST TYPE - Used on tractors prior to serial No. 4341, excluding tractor No. 4303, and including tractors No. 4616 thru 4625.

ITEM	PART NUMBER	QTY.	DESCRIPTION	PACKAGE OR KIT NUMBER
1	-----	1	MANIFOLD, exhaust (gasoline) (Standard on tractors prior to #538. Order MANIFOLD 215061, MANIFOLD U-2024, and items 7,14 and 15.	
	215061	1	MANIFOLD ASSEMBLY, exhaust (Includes item 3) (For gasoline or low-grade fuels. Standard on tractors after #537. Special on prior tractors)	
2	205026	2	STUD (1/2"NC x 1/2"NF x 5-1/8")	
	AM-9548	2	NUT (duronze, 1/2"NF)	
3	U-2930	1	SLEEVE, exhaust manifold intake passage	
4	206062	1	MANIFOLD, intake (gasoline) (Standard on tractors prior to #538)	
	U-2024	1	MANIFOLD, intake (gasoline or low-grade fuels) (Standard on tractors after #537. Special on prior tractors)	
5	U-3214	4	STUD (3/8"NC x 3/8"NF x 4")	
	207742	4	NUT (duronze, 3/8"NF)	
6	U-3215	1	GASKET, intake manifold to exhaust manifold (Standard on tractors prior to #538)	
7	U-2798	1	GASKET, intake manifold to exhaust manifold (Used when burning gasoline on tractors after #537)	
8	U-2026	1	GASKET, intake manifold to exhaust manifold (Used when burning low-grade fuels on tractors after #537)	
9	U-3481	4	CLAMP, manifold attaching	
10	205048	1	CAPSCREW (copper plated, 1/2"NC x 4-5/16")	
11	205026	3	STUD (1/2"NC x 1/2"NF x 5-1/8")	
	AM-9548	3	NUT (duronze, 1/2"NF)	
12	U-3328	4	GASKET, intake and exhaust manifolds - end.....	208361
13	U-3216	1	GASKET, exhaust manifold - center.....	208361
14	U-2029	1	COVER, exhaust manifold (Used with MANIFOLD 215061 only)	
15	903632	3	CAPSCREW, hex-hd., 3/8"NC x 1-1/2"	
	U-3441	3	NUT (brass, 3/8"NC)	
16	U-2028	1	DELECTOR, heat (Started with tractor #538)	
17	046142	1	PIPE, exhaust (32" long. Extends upward. For Standard Models)	
	046601	1	PIPE, exhaust (10" long. Extends upward. For Orchard Models)	
	046141	1	PIPE, exhaust (Extends downward. For Orchard Models)	
	046224	1	PIPE, exhaust (Extends upward. For Hough-Loader Model)	
18	903630	1	CAPSCREW, hex-hd., 3/8"NC x 1" (Not used when exhaust pipe mounted at front end of manifold for burning gasoline)	
	013059	1	CAPSCREW, hex-hd., 3/8"NC x 2" (Orchard Models only)	

(Continued)



MANIFOLDS (Continued)  
(See Plate 1813)

<u>ITEM</u>	<u>PART NUMBER</u>	<u>QTY.</u>	<u>DESCRIPTION</u>	<u>PACKAGE OR KIT NUMBER</u>
19	903632	2	CAPSCREW, hex-hd., 3/8"NC x 1-1/2" (Not used on Orchard Model)	
	013059	2	CAPSCREW, hex-hd., 3/8"NC x 2" (Orchard Model only)	
	U-3441	2	NUT (brass, 3/8"NC)	
NOTE: Three pieces of item 19 are used when exhaust pipe is mounted at front end of manifold for burning gasoline.				
20	045675	1	SPACER, exhaust pipe to manifold (Orchard Models only)	

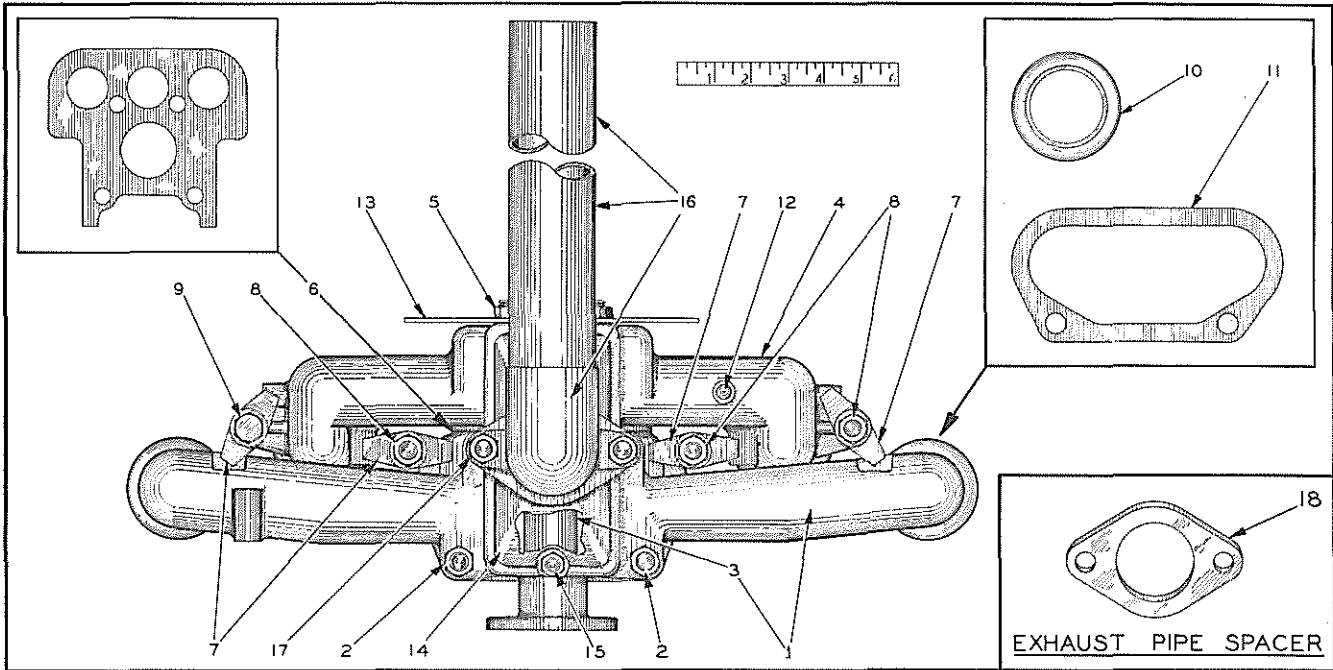


PLATE 1814 ——— MANIFOLDS (SECOND TYPE)

MANIFOLDS  
(See Plate 1814)

SECOND TYPE - Used on tractors after serial No. 4340, including tractor No. 4303, but excluding tractors No. 4616 thru 4625.

<u>ITEM</u>	<u>PART NUMBER</u>	<u>QTY.</u>	<u>DESCRIPTION</u>	<u>PACKAGE OR KIT NUMBER</u>
1	207988	1	MANIFOLD ASSEMBLY, exhaust (Includes item 3) (Use on tractors prior to #6542)	
	207987	1	MANIFOLD ASSEMBLY, exhaust (Includes item 3) (Used on tractors after #6541)	
2	205026	2	STUD (1/2"NC x 1/2"NF x 5-1/8")	
	AM-9548	2	NUT (duronze, 1/2"NF)	
3	U-2930	1	SLEEVE, exhaust manifold intake passage	
4	205747	1	MANIFOLD, intake	
5	U-3214	4	STUD (3/8"NC x 3/8"NF x 4")	
	207742	4	NUT (duronze, 3/8"NF)	
6	205748	1	GASKET, intake manifold to exhaust manifold	
7	U-3481	4	CLAMP, manifold attaching	
8	205026	3	STUD (1/2"NC x 1/2"NF x 5-1/8")	
	AM-9548	3	NUT (duronze, 1/2"NF)	
9	205048	1	CAPSCREW (copper plated, 1/2"NC x 4-5/16")	
10	U-3328	4	GASKET, intake and exhaust manifolds - end.....	208361
11	U-3216	1	GASKET, exhaust manifold - center.....	208361
12	901651	1	PLUG, pipe, sq-hd., 1/8"NPT	
13	U-2028	1	PLATE, heat deflecting	
14	205749	1	COVER, heat control	
15	205768	2	STUD (3/8"NC x 2")	
	U-3441	2	NUT (brass, 3/8"NC)	

MANIFOLDS (Continued)  
(See Plate 1814)

<u>ITEM</u>	<u>PART NUMBER</u>	<u>QTY.</u>	<u>DESCRIPTION</u>	<u>PACKAGE OR KIT NUMBER</u>
16	205893	1	PIPE, exhaust (For Standard Models)	
	032428	1	PIPE, exhaust (For Hough-Loader Models)	
	043427	1	PIPE, exhaust (Short type. For Orchard Models)	
17	205751	2	STUD (3-5/8" long) (Not for Orchard Models)	
	AM-9624	2	STUD (4" long) (For Orchard Models only)	
	AM-9548	2	NUT (duronze, 1/2"NF)	
18	032426	1	SPACER, exhaust pipe to manifold (Orchard Models only)	

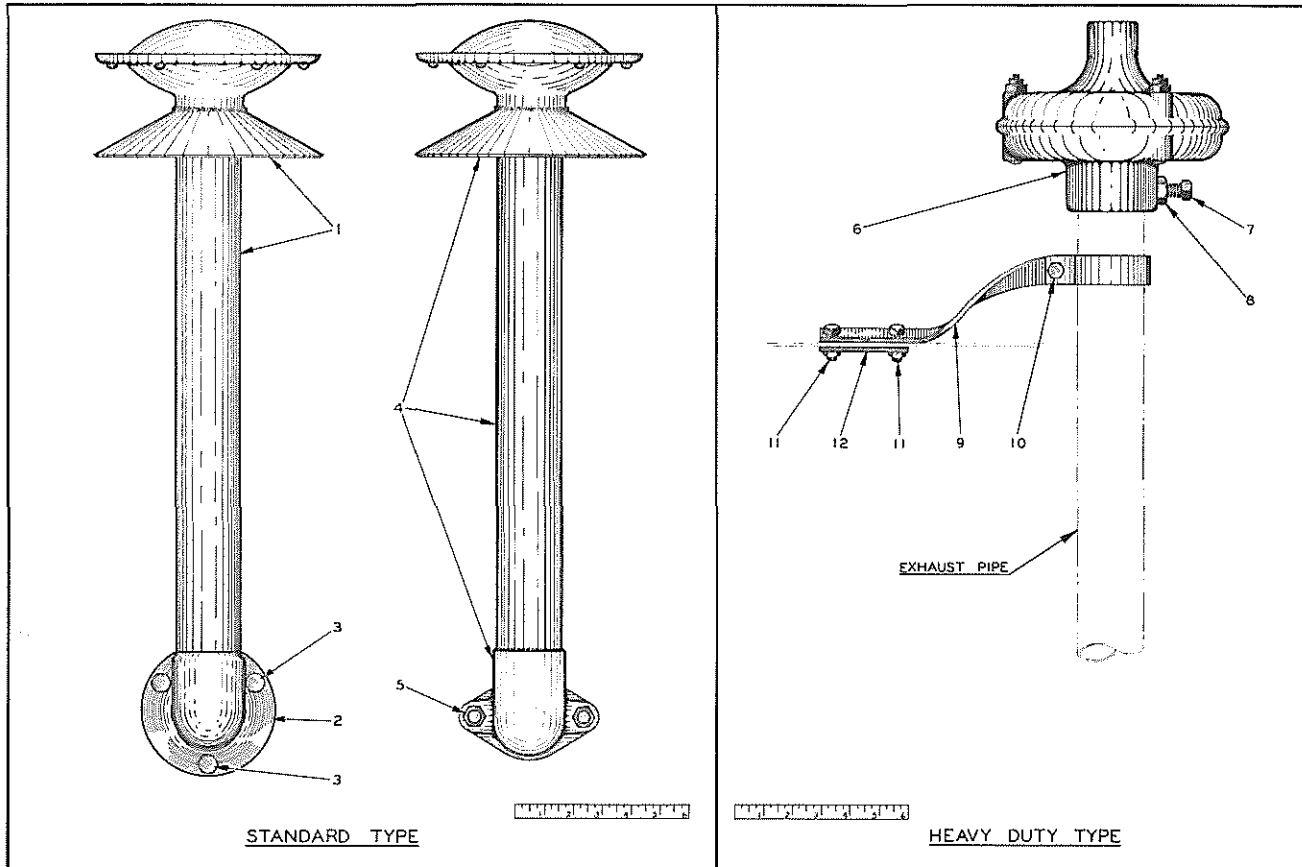


PLATE 1817 — EXHAUST MUFFLERS

EXHAUST MUFFLER  
(See Plate 1817)

USAGE: Special Equipment

<u>ITEM</u>	<u>PART NUMBER</u>	<u>QTY.</u>	<u>DESCRIPTION</u>	<u>PACKAGE OR KIT NUMBER</u>
<u>Standard Type</u>				
1	223449	1	MUFFLER AND PIPE (For tractors prior to approx. #4341)	
2	U-349	1	ELBOW, exhaust (For tractors prior to approx. #4341)	
3	903632	3	CAPSCREW, hex-hd., 3/8"NC x 1-1/2"	
	U-3441	3	NUT (brass, 3/8"NC)	
4	209101	1	MUFFLER AND PIPE (For tractors after approx. #4340)	
5	205751	2	STUD (1/2"NC x 1/2"NF x 3-5/8")	
	AM-9548	2	NUT (duronze, 1/2"NF)	

Heavy Duty Type  
(Also serves as Spark Arrester)

6	046426	1	MUFFLER, vacuum	
7	903981	1	SETSCREW, sq-hd., dog-point, 1/2"NC x 1-3/4"	
8	911035	1	NUT, hex, jam, 1/2"NC	

EXHAUST MUFFLER (Continued)  
(See Plate 1817)

<u>ITEM</u>	<u>PART NUMBER</u>	<u>QTY.</u>	<u>DESCRIPTION</u>	<u>PACKAGE OR KIT NUMBER</u>
9	046422	1	BRACE, exhaust pipe	
10	035336	1	CAPSCREW, hex-hd., 3/8"NF x 1-3/4"	
	911041	1	NUT, hex, 3/8"NF	
	904206	1	LOCKWASHER, 3/8"	
11	036034	2	CAPSCREW, hex-hd., 3/8"NF x 1"	
	911041	1	NUT, hex, 3/8"NF	
	904206	2	LOCKWASHER, 3/8"	
12	046423	1	SUPPORT, hood stiffening	

CARBURETOR  
(See Plate 1815)

<u>ITEM</u>	<u>PART NUMBER</u>	<u>QTY.</u>	<u>DESCRIPTION</u>	<u>PACKAGE OR KIT NUMBER</u>
1	U-1799	1	CARBURETOR, gasoline (ENSIGN KR-40) (Used on tractors prior to #26) (Not available)	
	U-1750	1	CARBURETOR, gasoline (ZENITH K-5) (Standard on tractors #26 thru #537)	
	U-2212	1	CARBURETOR, kerosene (ZENITH K-5) (Standard on tractors after #537)	
	U-2043	1	CARBURETOR, alcohol (ZENITH K-5) (Special. Discontinued)	
2	903630	2	CAPSCREW, hex-hd., 3/8"NC x 1"	
	904206	2	LOCKWASHER, 3/8"	
3	U-2855	1	GASKET, carburetor to manifold.....	208361

NOTE: Order repair parts for ENSIGN carburetor from Ensign Carburetor Co. Ltd., 7010 South Alameda St., Huntington Park, Calif. or their nearest authorized Dealer.

See page 41 for list of Zenith carburetor repair parts.

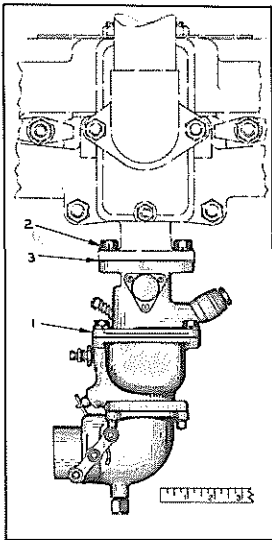


PLATE 1815

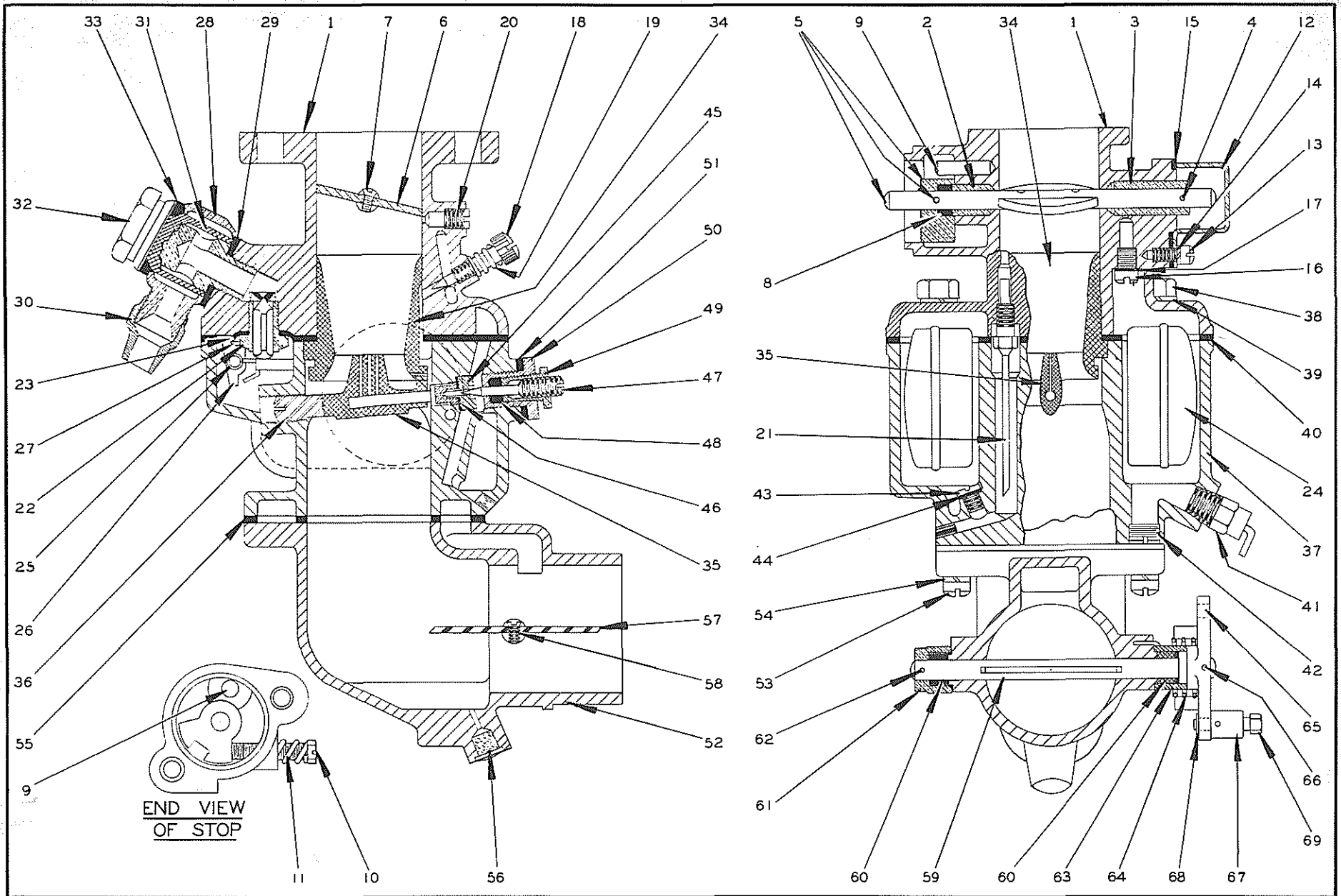


PLATE 1823 — CARBURETOR PARTS

CARBURETOR PARTS  
(See Plate 1823)

ITEM	PART NUMBER	QUANTITY			DESCRIPTION	PACKAGE OR KIT NUMBER
		U-1750	U-2212	U-2043		
					U-1750 CARBURETOR, gasoline	} See page 39
					U-2212 CARBURETOR, kerosene	
					U-2043 CARBURETOR, alcohol	
1	A2-31C	1	1	1	BODY ASSEMBLY, throttle (Includes items 2,9,26 and 27)	
2	CR9-14	1	1	1	BUSHING, throttle shaft	
3	D7144	1	1	1	VALVE, economizer	
4	CT63-2	1	1	1	PIN, taper	
5	C29-254	1	1	1	SHAFT ASSEMBLY, throttle (Includes lever STOP and PIN. Serviced only as a unit)	
6	C21-25	1	1	1	PLATE, throttle	
7	C136-4	2	2	2	SCREW	
8	CT57-8	1	1	1	WASHER, packing, throttle shaft	
9	CR121-9	1	1	1	PIN, throttle lever stop	
10	T8810-18	1	1	1	SCREW, throttle lever stop	
11	C111-62	1	1	1	SPRING, throttle lever stop screw	
12	C131-1	1	1	1	CAP, economizer	
13	T1S8-10	3	3	3	SCREW	
14	T41-8	3	3	3	LOCKWASHER	
15	C146-12	1	1	1	GASKET, economizer cap.....	C181-4
16	C52-5	1	-	-	JET, economizer (Specify size 32)	
	C52-5	-	1	-	JET, economizer (Specify size 17)	
	C52-5	-	-	1	JET, economizer (Specify size 25)	
17	T56-5	1	1	1	WASHER, economizer jet.....	C181-4
18	C46-6	1	1	1	SCREW, adjusting, idling speed	
19	C111-17	1	1	1	SPRING, idling speed adjusting screw	
20	C138-3	1	1	1	SCREW, plug, priming hole	
21	C54-1	1	1	1	JET, idling (Specify size 14)	
22	C81-3	1	1	1	VALVE ASSEMBLY, fuel (1 NEEDLE and 1 SEAT. Serviced only as a unit. Specify size 55)	
23	T56-23	1	1	1	WASHER, fuel valve seat.....	C181-4
24	C85-59	1	1	1	FLOAT, fuel level	
25	C120-8	1	1	1	AXLE, fuel level float	
26	CR88-3	1	1	1	BRACKET, float hinge	
27	T73-15	1	1	1	SCREW, drive	
28	C148-4	1	1	1	BODY, union	
29	T56-33	1	1	1	WASHER, union body.....	C181-4
30	T127-5	1	1	1	NUT, union body	
31	C150-8	1	1	1	SCREEN, fuel	
32	C149-12	1	1	1	PLUG, union body (plain head) (Used on all tractors except #538 thru #7741)	
	C149-14	1	1	1	PLUG, union body (threaded hole in head) (Used on tractors #538 thru #7741)	
33	T56-7	1	1	1	WASHER, union body plug.....	C181-4
34	C38-42	1	-	1	VENTURI (Specify size 23)	
	C38-42	-	1	-	VENTURI (Specify size 21)	
35	CR66-19	1	1	1	NOZZLE, discharge	
36	T10-4	1	1	1	SETSCREW	
37	B3-80	1	1	1	BOWL ASSEMBLY, fuel (Includes PLUGS)	
38	T128-102	4	4	4	SCREW	
39	T43-31	4	4	4	LOCKWASHER	
40	C142-33	1	1	1	GASKET, fuel bowl.....	C181-4
41	CT204-1	1	1	1	PLUG ASSEMBLY, drain	
42	CT91-5	1	1	1	PLUG, fuel bowl	
43	C52-3	1	1	-	JET, compensating (Specify size 22)	
	C52-3	-	-	1	JET, compensating (Specify size 28)	
44	T56-24	1	1	1	WASHER, compensating jet.....	C181-4

(Continued)

CARBURETOR PARTS (Continued)  
(See Plate 1823)

ITEM	PART NUMBER	QUANTITY			DESCRIPTION	PACKAGE OR KIT NUMBER
		U-1750	U-2212	U-2043		
					U-1750 CARBURETOR, gasoline	} See page 39
					U-2212 CARBURETOR, kerosene	
					U-2043 CARBURETOR, alcohol	
45	C52-23	1	-	-	JET, main (Specify size 33)	
	C52-23	-	1	-	JET, main (Specify size 30)	
	C52-23	-	-	1	JET, main (Specify size 40)	
46	T56-12	1	1	1	WASHER, main jet.....	C181-4
47	C73-39	1	1	1	NEEDLE, main jet adjustment	
48	CT50-1	1	1	1	PACKING, main jet adjustment needle	
49	C74-12	1	1	1	NUT, needle packing	
50	C72-19	1	1	1	NUT, packing retainer	
51	T56-6	1	1	1	WASHER, packing retainer nut.....	C181-4
52	B5-8	1	1	1	INTAKE ASSEMBLY, air (Includes felt PLUG)	
53	T11825-12	4	4	4	SCREW	
54	T43-25	4	4	4	LOCKWASHER	
55	C143-14	1	1	1	GASKET, air intake to fuel bowl.....	C181-4
56	CT93B-50	1	1	1	PLUG, expansion	
57	C102-72	1	1	1	PLATE, air shutter	
58	C136-3	2	2	2	SCREW	
59	C105-192	1	1	1	SHAFT, air shutter	
60	CT57-4	2	2	2	WASHER, packing, air shutter shaft	
61	D7258	1	1	1	CAP, air shutter shaft packing washer	
62	CT63-2	1	1	1	PIN, taper	
63	C130-15	1	1	1	RING, shutter shaft packing washer	
64	C117-28	1	1	1	SPRING, air shutter	
65	CR106-64A	1	1	1	LEVER, air shutter	
66	CT63-2	1	1	1	PIN, taper	
67	CR134-5	1	1	1	SWIVEL, air shutter lever	
68	CT52-7	1	1	1	WASHER, air shutter lever swivel	
69	T888-6	1	1	1	SCREW, air shutter lever swivel	



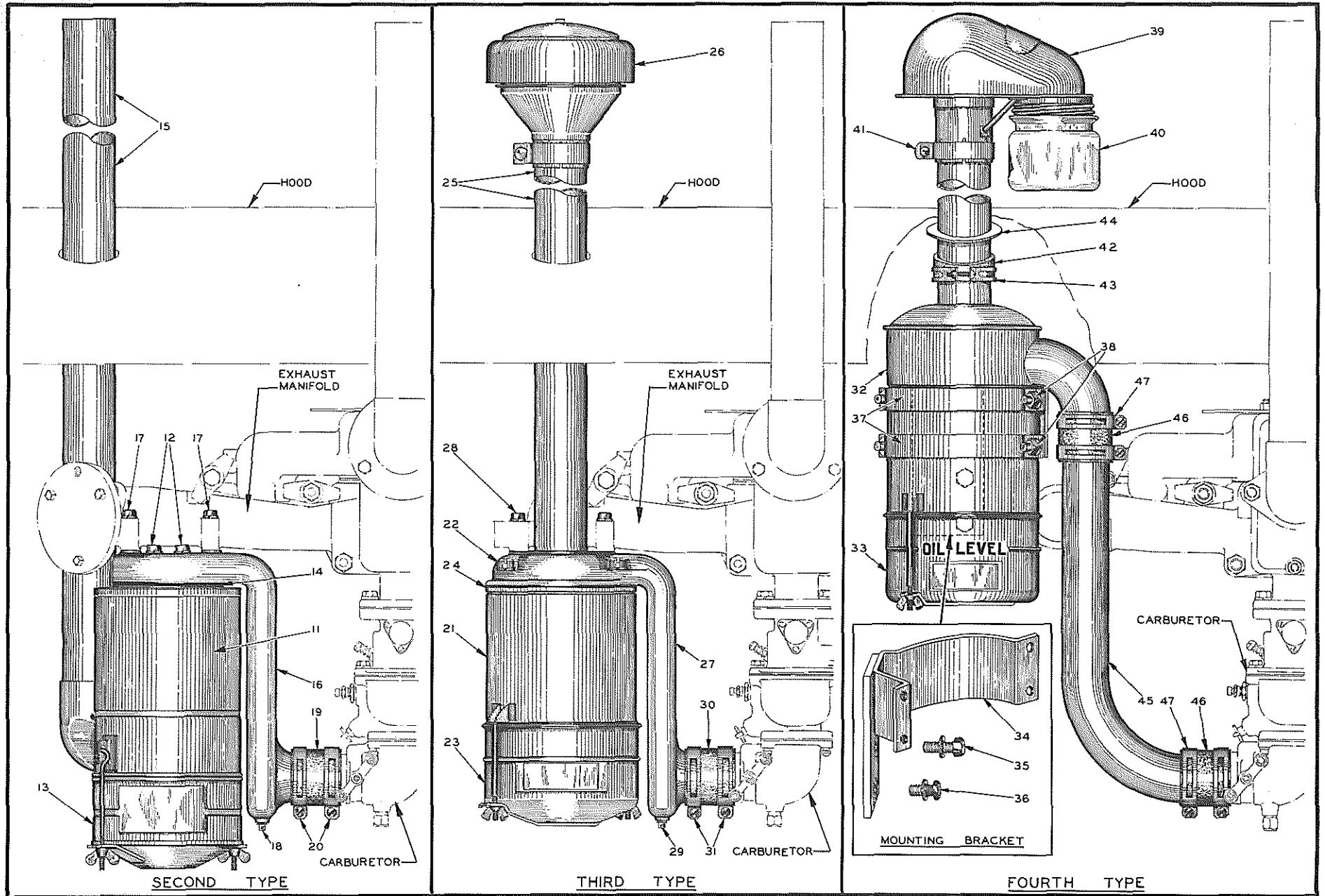


PLATE 1816 — AIR CLEANERS



AIR CLEANERS  
(See Plate 1816)

<u>ITEM</u>	<u>PART NUMBER</u>	<u>QTY.</u>	<u>DESCRIPTION</u>	<u>PACKAGE OR KIT NUMBER</u>
			FIRST TYPE - Used on tractors prior to serial No. 26 (Not illustrated)	
1	U-1974	1	CLEANER, air (DONALDSON X-1095) (Order 1 CLEANER 205797, 1 BRACKET 218519, 1 GASKET 208872, 3 CAPSCREWS 901080 and 3 LOCKWASHERS 904208)	
2	{ 903634	2	CAPSCREW, hex-hd., 3/8"NC x 2"	
	{ 904206	2	LOCKWASHER, 3/8"	
3	-----	1	GASKET, air cleaner to bracket (Not serviced)	
4	-----	1	BRACKET, air cleaner mounting (Not serviced)	
5	{ 906696	2	CAPSCREW, hex-hd., 3/8"NC x 3-3/4"	
	{ 904206	2	LOCKWASHER, 3/8"	
6	-----	1	HOSE, carburetor inlet (2-1/4" I.D. x 3-3/4") (Not serviced)	
7	910227	2	CLAMP, hose, 2-5/8" diam.	
			SECOND TYPE - Used on tractors serial No. 26 thru 4340, excluding tractor No. 4303, and including tractors No. 4616 thru 4625.	
11	U-1626	1	CLEANER ASSEMBLY, air (VORTOX Model 1631. Includes item 13)	
12	{ 903634	2	CAPSCREW, hex-hd., 3/8"NC x 2"	
	{ 904206	2	LOCKWASHER, 3/8"	
13	2107	1	CUP, oil, air cleaner	
14	U-1627	1	GASKET, air cleaner to pipe	
15	{ U-1628	1	STACK, air inlet (30" long) (Standard Models)	
	{ 046603	1	STACK, air inlet (19-3/4" long) (Orchard Models)	
16	U-1625	1	PIPE, outlet, air cleaner (Also serves as mounting bracket)	
17	{ 906696	2	CAPSCREW, hex-hd., 3/8"NC x 3-3/4"	
	{ 904206	2	LOCKWASHER, 3/8"	
18	901651	1	PLUG, pipe, sq-hd., 1/8"NPT	
19	{ U-1629	1	HOSE, carburetor inlet (2" I.D. x 2-5/8") (Used prior to tractor #142)	
	{ U-1039	1	HOSE, carburetor inlet (2" I.D. x 2-1/8") (Used after tractor #141)	
20	910226	2	CLAMP, hose, 2-9/32" diam.	
			THIRD TYPE - Used on tractors serial No. 4341 thru 6541, including tractor No. 4303, but excluding tractors No. 4616 thru 4625.	
21	205797	1	CLEANER ASSEMBLY, air (DONALDSON EX-219A. Includes item 23)	
22	{ 901080	3	CAPSCREW, flt-hd., 1/2"NC x 1-1/2"	
	{ 904208	3	LOCKWASHER, 1/2"	
23	207201	1	CUP, oil, air cleaner	
24	208872	1	GASKET, air cleaner to bracket	
25	{ 205798	1	STACK, air inlet (19" long) (Standard Models)	
	{ 032411	1	STACK, air inlet (14-1/2" long) (Orchard Models)	
26	032122	1	PRE-CLEANER, air (Not used on Orchard Model)	
27	{ 205803	1	BRACKET, air cleaner mounting	
	{ 218519	1	BRACKET, air cleaner mounting (Special. Used only when replacing FIRST TYPE air cleaner on tractors prior to #26)	
28	{ 904281	2	CAPSCREW, hex-hd., 3/8"NC x 2-1/4"	
	{ 904206	2	LOCKWASHER, 3/8"	
29	901651	1	PLUG, pipe, sq-hd., 1/8"NPT	
30	U-1039	1	HOSE, carburetor inlet (2" I.D. x 2-1/8")	
31	910226	2	CLAMP, hose, 2-9/32" diam.	

(Continued)

AIR CLEANERS (Continued)  
(See Plate 1816)


FOURTH TYPE - Used on tractors after serial No. 6541

<u>ITEM</u>	<u>PART NUMBER</u>	<u>QTY.</u>	<u>DESCRIPTION</u>	<u>PACKAGE OR KIT NUMBER</u>
32	207254	1	CLEANER ASSEMBLY, air (DONALDSON. Has stack 5-1/4" long. Includes item 33) (Used on Standard Models prior to tractor serial No. 11231)	
	211858	1	CLEANER ASSEMBLY, air (DONALDSON. Has stack 19-3/8" long. Includes item 33) (Used on Standard Models after serial No. 11230)	
	033305	1	CLEANER ASSEMBLY, air (Has stack 3-3/8" long. Includes item 33) (For Orchard Models only)	
33	212206	1	CUP, oil, air cleaner	
34	207214	1	SUPPORT, air cleaner	
35	903638	1	CAPSCREW, hex-hd., 1/2"NC x 1-1/4"	
	904208	1	LOCKWASHER, 1/2"	
36	207781	1	CAPSCREW (thin head, 1/2"NC x 1")	
	904208	1	LOCKWASHER, 1/2"	
37	207213	2	STRAP, air cleaner mounting	
38	910309	4	BOLT, machine, sq. hd., 3/8"NC x 1", with NUT	
	904206	4	LOCKWASHER, 3/8"	
39	032122	1	PRE-CLEANER, air (Used on all tractors prior to #11552 except Orchard Models)	
	211708	1	PRE-CLEANER ASSEMBLY, air (Includes items 40 and 41) (Used on all tractors after 11552 except Orchard Models)	
40	041347	1	JAR, glass, air pre-cleaner (For PRE-CLEANER 211708 only)	
	041893	1	GASKET, air pre-cleaner jar (For PRE-CLEANER 211708 only)	
41	910145	1	CLAMP, hose, 2-3/8" diam. (For PRE-CLEANER 211708 only)	
			NOTE: Items 42 thru 44 were used on all tractors after serial No. 11551 except Orchard Models.	
42	210240	1	HOSE, dirt guard	
43	910227	1	CLAMP, hose, 2-5/8" diam.	
44	210239	1	WASHER, dirt guard hose	
45	207251	1	PIPE, air cleaner to carburetor	
46	U-1039	2	HOSE, air pipe (2" I.D. x 2-1/8")	
47	910226	4	CLAMP, hose, 2-9/32" diam.	

IGNITION SYSTEM

PAGE NUMBER

Ignition Switch. . . . .	142,143
Magneto and Drive. . . . .	48,50
Spark Plugs. . . . .	13
Spark Plug Cables. . . . .	48,50



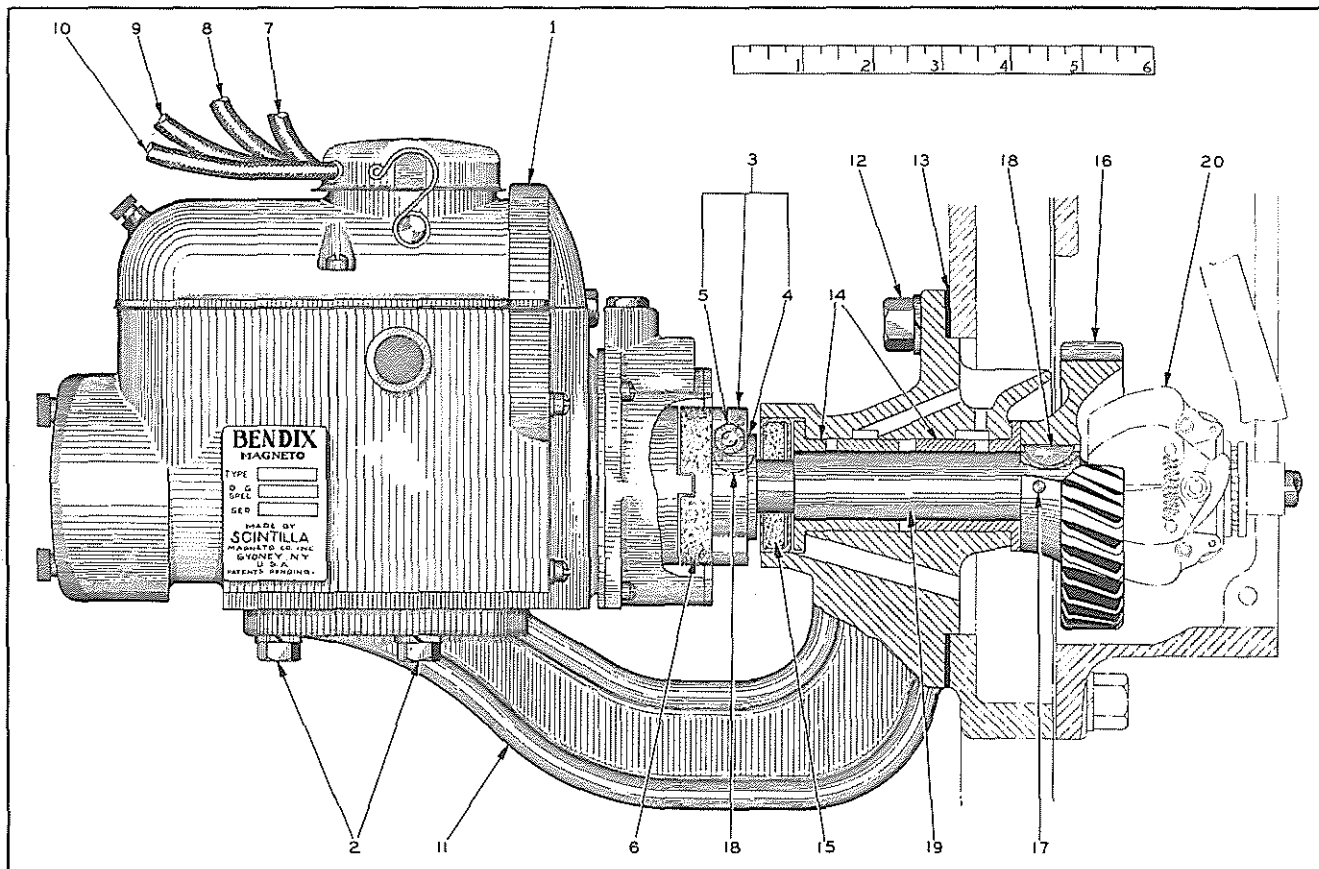


PLATE 1824 ——— MAGNETO AND DRIVE (FIRST TYPE)

MAGNETO AND DRIVE  
(See Plate 1824)

BASE-MOUNTED TYPE - Used on tractors prior to serial No. 1786

ITEM	PART NUMBER	QTY.	DESCRIPTION	PACKAGE OR KIT NUMBER
1	-----	1	MAGNETO, Eisemann GL-4 (Order repair parts from local authorized service station) (Used on tractors prior to #442. Order MAGNETO 215975)	
	-----	1	MAGNETO, Bendix C-4 (Order repair parts from local authorized service station) (Used on tractors after #441. Order MAGNETO 215975)	
	-----	1	MAGNETO, Fairbanks-Morse RV-4 (Order repair parts from local authorized service station) (Originally used as a service replacement for Eisemann and Bendix Magnetos but later discontinued. Order MAGNETO 215975)	
	215975	1	MAGNETO, Fairbanks-Morse FMO-4A (Order repair parts from local authorized service station) (Not used as original equipment. Used only as service replacement for previous magnetos)	
2	903630	4	CAPSCREW, hex-hd., 3/8"NC x 1"	
	904206	4	LOCKWASHER, 3/8"	
3	E-2582	1	COUPLING ASSEMBLY, Eisemann magneto (1 COUPLING, 1 HUB, 1 NUT, 1 LOCKWASHER) (Used on tractors prior to #442)	
	10-3152Y	1	COUPLING ASSEMBLY, Bendix magneto (Includes items 4 and 5) (Used on tractors after #441 without generator)	
	U-1830	1	COUPLING ASSEMBLY, Bendix magneto (Includes items 4 and 5) (Used on tractors equipped with generator)	
	212449	1	COUPLING ASSEMBLY, Fairbanks-Morse magneto (1 COUPLING, 1 HUB, 1 NUT, 1 LOCKWASHER) (For use with replacement magnetos only)	
4	10-3148	1	HUB, Bendix magneto coupling (Tractors after #441)	
5	10-3149	1	SCREW, Bendix magneto coupling (Tractors after #441)	

(Continued)

MAGNETO AND DRIVE (Continued)  
(See Plate 1824)

<u>ITEM</u>	<u>PART NUMBER</u>	<u>QTY.</u>	<u>DESCRIPTION</u>	<u>PACKAGE OR KIT NUMBER</u>
6	E-2272	1	DISC, Eisemann magneto coupling (1/4" slot) (Early tractors only. Superseded by DISC E-2584)	
	E-2584	1	DISC, Eisemann magneto coupling (5/16" slot) (Used only on tractors prior to #442)	
	10-3575	1	DISC, Bendix magneto coupling (Used on tractors after #441 without generator)	
	U-2962	1	DISC, Bendix magneto coupling (Used on tractors with generator)	
	212450	1	DISC, Fairbanks-Morse magneto coupling (For use with replacement magnetos only)	
7	U-1979	1	CABLE, Eisemann magneto, #1 cylinder (17-3/4" long)	
	U-1982	1	CABLE, Bendix magneto, #1 cylinder (15-3/4" long)	
	U-3911	1	CABLE, Fairbanks-Morse magneto, #1 cylinder (14-1/4" long)	
8	U-1980	1	CABLE, Eisemann and Bendix magneto, #2 cylinder (11" long)	
	U-3912	1	CABLE, Fairbanks-Morse magneto, #2 cylinder (9" long)	
9	U-1981	1	CABLE, Eisemann magneto, #3 cylinder (12-3/4" long)	
	U-1980	1	CABLE, Bendix magneto, #3 cylinder (11" long)	
	U-3914	1	CABLE, Fairbanks-Morse magneto, #3 cylinder (10-3/4" long)	
10	U-1982	1	CABLE, Eisemann and Bendix magneto, #4 cylinder (15-3/4" long)	
	U-3913	1	CABLE, Fairbanks-Morse magneto, #4 cylinder (16-1/4" long)	
11	206320	1	BRACKET ASSEMBLY, magneto (Includes item 14) (Used on engines prior to #466 including engines #606 thru #610)	
	208006	1	BRACKET ASSEMBLY, magneto (Includes item 14) (Used on engines after #465 excluding engines #606 thru #610)	
12	903638	2	CAPSCREW, hex-hd., 1/2"NC x 1-1/4"	
	904208	2	LOCKWASHER, 1/2"	
13	U-2937	1	GASKET, magneto bracket	
14	205939	1	BUSHING, magneto bracket - front (1-1/4" O.D.) (Used on engines prior to #466 including engines #606 thru #610)	
	205940	1	BUSHING, magneto bracket - rear (1-1/4" O.D.) (Used on engines prior to #466 including engines #606 thru #610)	
	U-3329	2	BUSHING, magneto bracket (1-5/16" O.D.) (Used on engines after #465 excluding engines #606 thru #610)	
15	205952	1	SEAL, oil, magneto bracket (1-3/8" O.D.) (Used on engines prior to #466 including engines #606 thru #610)	
	206593	1	SEAL, oil, magneto bracket (2" O.D.) (Used on engines after #465 excluding engines #606 thru #610)	
16	205186	1	GEAR, driving, governor and magneto (31 teeth)	
17	910372	1	PIN, straight, 3/16" x 2-1/16"	
18	910184	2	KEY, #8 woodruff, 5/32" x 3/4"	
19	-----	1	SHAFT, drive (See GOVERNOR)	
20	-----	-	WEIGHTS (See GOVERNOR)	

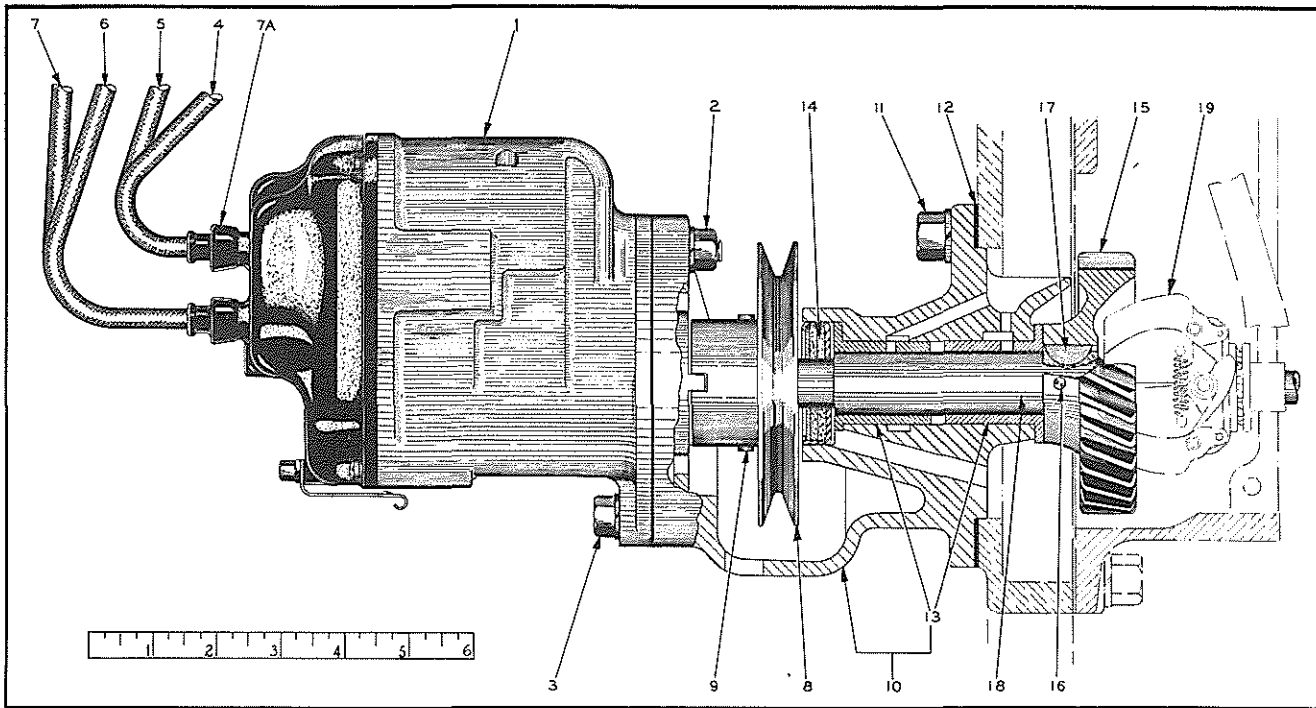


PLATE 1825 ——— MAGNETO AND DRIVE (SECOND TYPE)

MAGNETO AND DRIVE  
(See Plate 1825)

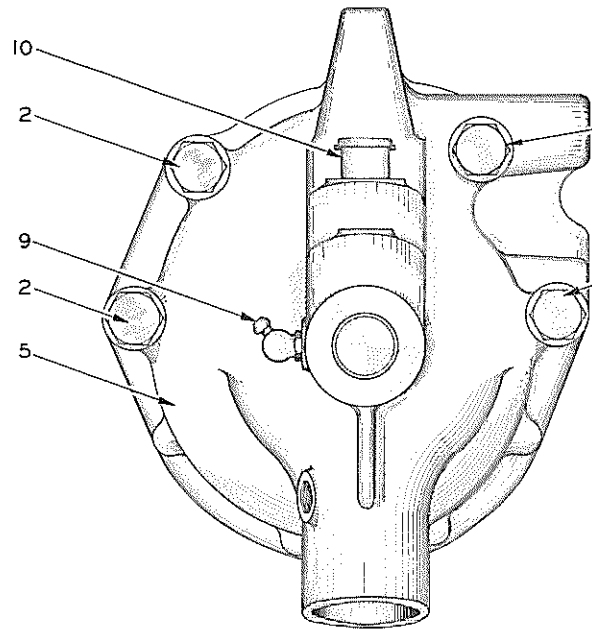
FLANGE-MOUNTED TYPE - Used on tractors after serial No. 1785

<u>ITEM</u>	<u>PART NUMBER</u>	<u>QTY.</u>	<u>DESCRIPTION</u>	<u>PACKAGE OR KIT NUMBER</u>
NOTE: Order magneto repair parts from local authorized service station.				
1	-----	1	MAGNETO, Fairbanks-Morse RV-4B (Discontinued. Order MAGNETO 207501)	
	-----	1	MAGNETO, Fairbanks-Morse FM-4B (Discontinued. Order MAGNETO 207501)	
	-----	1	MAGNETO, Fairbanks-Morse FM-4KB (Discontinued. Order MAGNETO 207501)	
	207501	1	MAGNETO, Fairbanks-Morse FM-OH4B3A (Replaces previous types)	
2	AM-8692	1	STUD (3/8"NC x 1-5/8")	
	911026	1	NUT, hex, 3/8"NC	
	904206	1	LOCKWASHER, 3/8"	
3	903631	1	CAPSCREW, hex-hd., 3/8"NC x 1-1/4"	
	904206	1	LOCKWASHER, 3/8"	
4	U-3911	1	CABLE, #1 spark plug (14-1/4" long)	
5	U-3912	1	CABLE, #2 spark plug (9-1/4" long) (Used with RV-4B Magneto only)	
	208036	1	CABLE, #2 spark plug (11-3/4" long) (Used with FM-4B, FM-4KB and FM-OH4B3A Magnetos only)	
6	U-3914	1	CABLE, #3 spark plug (10-3/4" long)	
7	U-3913	1	CABLE, #4 spark plug (16-1/4" long)	
7A	206854	4	NIPPLE, spark plug cable	
8	U-3863	1	PULLEY, generator drive (4-1/2" diam.)	
9	910134	1	PIN, straight, 1/4" x 2-1/8"	
10	207911	1	BRACKET ASSEMBLY, magneto (Includes item 13)	
11	903638	2	CAPSCREW, hex-hd., 1/2"NC x 1-1/4"	
	904208	2	LOCKWASHER, 1/2"	
12	U-2937	1	GASKET, magneto bracket	
13	U-3329	2	BUSHING, magneto bracket	
14	206593	1	SEAL, oil, magneto bracket	
15	205186	1	GEAR, driving, governor and magneto (31 teeth)	
16	910372	1	PIN, straight, 3/16" x 2-1/16"	
17	910184	1	KEY, #8 woodruff, 5/32" x 3/4"	
18	-----	1	SHAFT, drive (See GOVERNOR)	
19	-----	-	WEIGHTS (See GOVERNOR)	

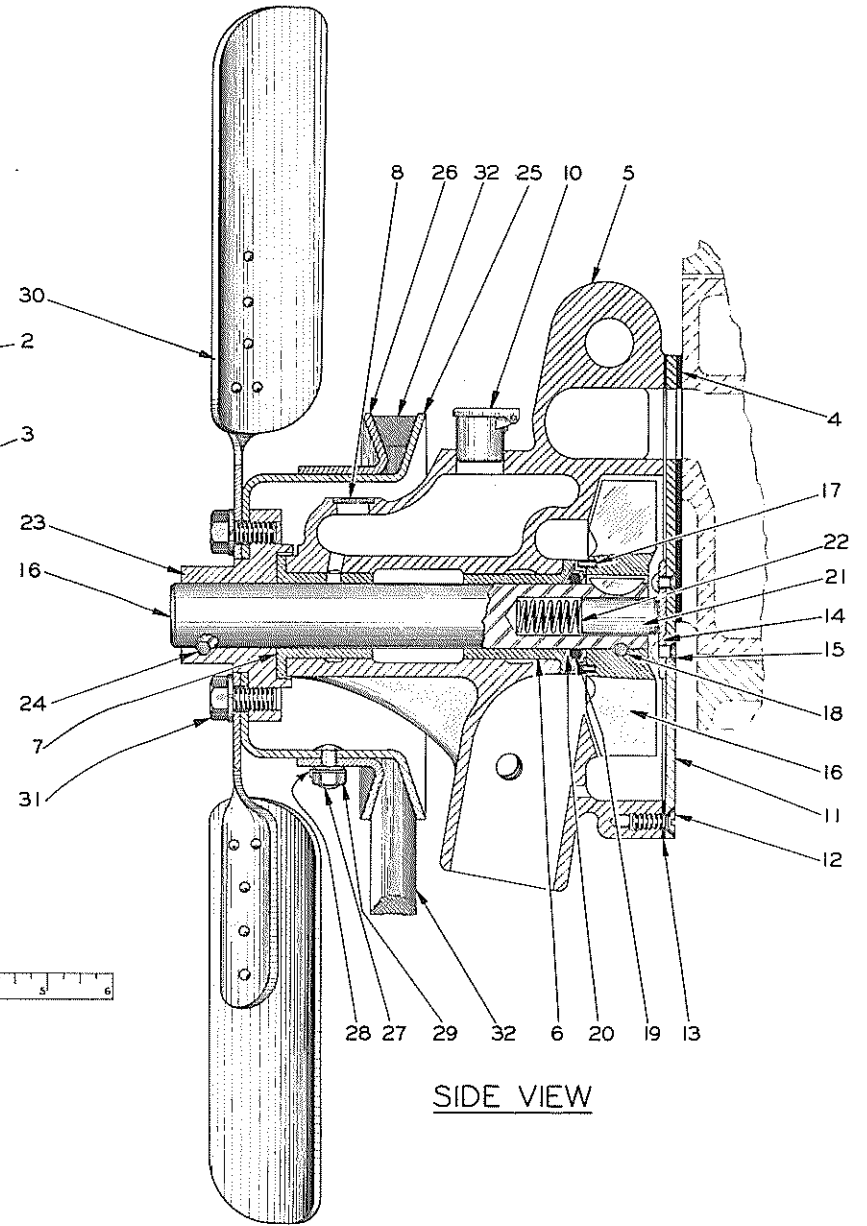
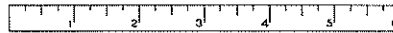
COOLING SYSTEM

PAGE NUMBER

Fan . . . . .	53
Fan Belt . . . . .	53
Radiator . . . . .	55
Radiator Curtains . . . . .	55,58
Radiator Guards . . . . .	55,161
Radiator Support . . . . .	7
Thermostat . . . . .	55
Transfer (Water Drain) . . . . .	138
Water Manifold . . . . .	13
Water Pump . . . . .	53
Water Temperature Gauge . . . . .	143



FRONT VIEW  
(FAN REMOVED)



SIDE VIEW

PLATE 1828—WATER PUMP AND FAN



WATER PUMP AND FAN  
(See Plate 1828)

<u>ITEM</u>	<u>PART NUMBER</u>	<u>QTY.</u>	<u>DESCRIPTION</u>	<u>PACKAGE OR KIT NUMBER</u>
1	212765	1	PUMP ASSEMBLY, water (Consists of items 5 thru 29)	
2	903781	3	CAPSCREW, hex-hd., 1/2"NC x 2-3/4"	
	904208	3	LOCKWASHER, 1/2"	
3	903641	1	CAPSCREW, hex-hd., 1/2"NC x 2-1/4"	
	904208	1	LOCKWASHER, 1/2"	
4	U-3781	1	GASKET, pump to block	
5	207734	1	BODY ASSEMBLY (Includes items 6 thru 8) (Used on tractors prior to #6542)	
	212764	1	BODY ASSEMBLY (Includes items 6 thru 8) (Used on tractors after #6541)	
6	U-2842	1	BUSHING, pump body - rear	
7	205938	1	BUSHING, pump body - front (plain) (Used on engines prior to #466)	
	U-3329	1	BUSHING, pump body - front (flanged) (Used on engines after #465)	
8	910001	1	PLUG, expansion, 5/8" diam. (Used on engines after #310)	
9	910261	1	FITTING, lubricating, 30°, 1/8"NPT (Used on engines after #465)	
10	205077	1	CUP, oiling	
11	205181	1	COVER, pump body (Includes items 14 and 15)	
12	910170	4	SCREW, machine, fl-hd., 1/4"NC x 1/2"	
13	U-3316	1	GASKET, pump body cover	
14	205056	1	BUTTON, thrust	
15	910169	2	RIVET, ctsk-hd., copper, 1/8" x 5/16"	
16	220581	1	SHAFT AND VANE ASSEMBLY (1 SHAFT, 1 VANE, 1 KEY) (When required for engines prior to #311 also order 2 PINS 205025, 1 WASHER 205082 and 1 RING U-3218)	
17	205953	1	PIN, driving, vane thrust washer (brass, 1/8" x 1/2") (Used on engines prior to #311)	
	205025	2	PIN, driving, vane thrust washer (steel, 3/16" x 1/2") (Used on engines after #310)	
18	913522	1	PIN, groove, 3/16" x 1-3/4" (Not used on late models)	
19	205082	1	WASHER, vane thrust (Also order 1 RING U-3218 when required for engines prior to #466)	
20	U-3218	1	RING, packing, vane thrust washer (also order 1 WASHER 205082 when required for engines prior to #466)	
21	205057	1	PLUNGER, thrust	
22	U-3330	1	SPRING, thrust plunger (For use with suction fan)	
	211326	1	SPRING, thrust plunger (For use with pusher fan).....	043187
23	205058	1	HUB, fan	
	911233	1	KEY, #11 woodruff, 3/16" x 7/8" (Used on engines prior to #311 only)	
24	910272	1	PIN, groove, 3/16" x 1" (Not used on late models)	
25	U-3315	1	FULLEY, fan (inner flange)	
26	U-2948	1	COLLAR, adjusting, fan pulley (outer flange)	
27	U-3141	3	SCREW	
28	U-3135	3	WASHER, locking	
29	911024	3	NUT, hex, 1/4"NC	
	904204	3	LOCKWASHER, 1/4"	
30	210822	1	FAN, suction (For all tractors except Hough-Loader Model)	
	210531	1	FAN, pusher (For Hough-Loader Model).....	043187
31	903629	4	CAPSCREW, hex-hd., 3/8"NC x 3/4"	
	904206	4	LOCKWASHER 3/8"	
32	U-2754	1	BELT, fan	

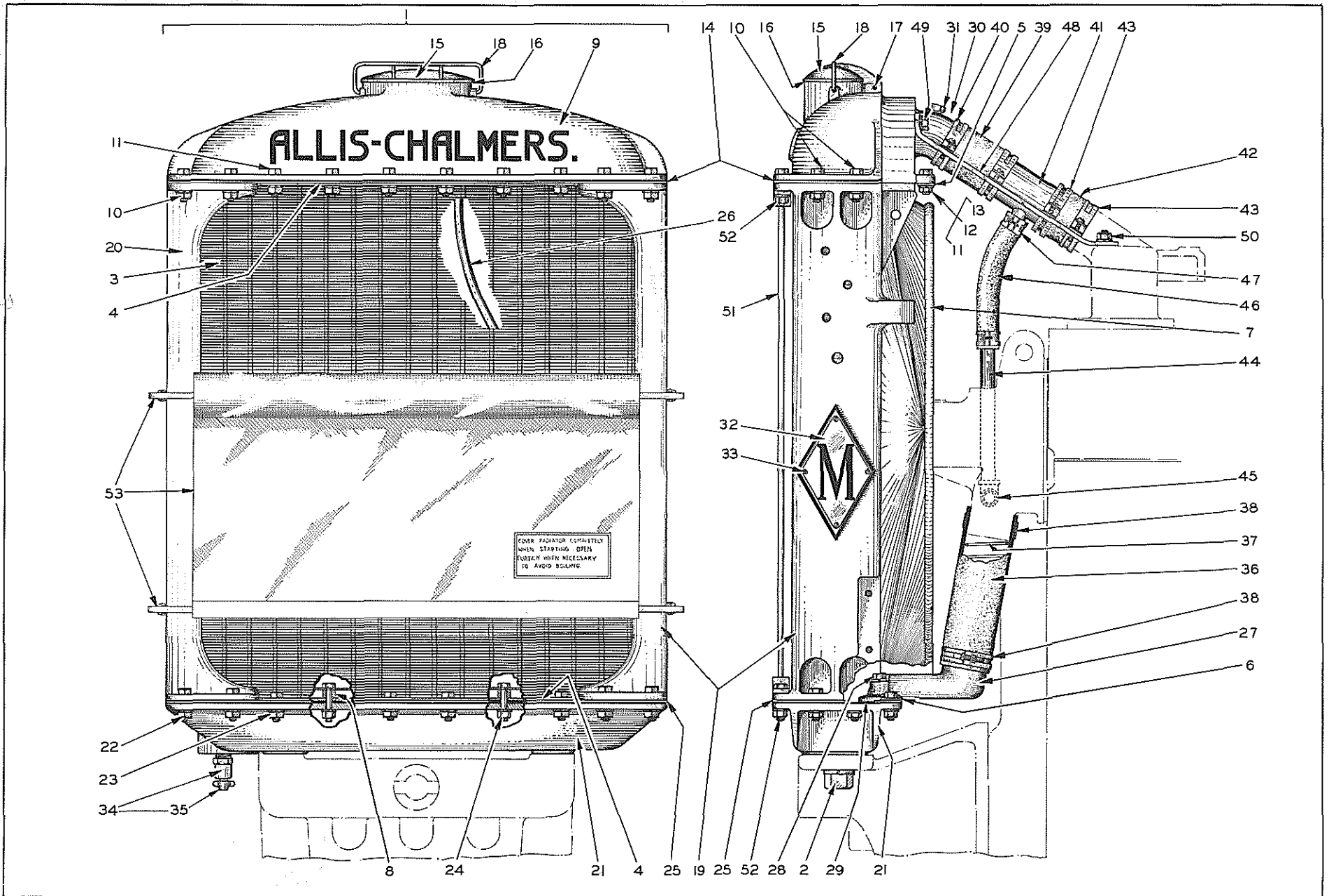


PLATE 1829- RADIATOR

RADIATOR  
(See Plate 1829)

\*Standard Models, and Hough-Loader Models prior to serial No. 10900 except 10824, 10858, 10876, 10892, 10893, 10894, 10896, 10897, 10898 and 10899.

\*\*Hough-Loader Model after serial No. 10899, including 10824, 10858, 10876, 10892, 10893, 10894, 10896, 10897, 10898 and 10899. See NOTE below.

\*\*\*Orchard Models

ITEM	PART NUMBER	QUANTITY			DESCRIPTION	PACKAGE OR KIT NUMBER
		*	**	***		
1	U-1622	1	-	-	RADIATOR ASSEMBLY (Consists of items 3 thru 11, and 14 thru 29)	
	043175	-	1	-	RADIATOR ASSEMBLY (Consists of items 3 thru 11, and 14 thru 26).....	043187
	U-3384	-	-	1	RADIATOR ASSEMBLY (Consists of items 3 thru 7, 9 thru 16, 19 thru 23, and 24 thru 30)	
2	903644	2	2	2	CAPSCREW, hex-hd., 5/8"NC x 1-1/2"	
	904209	2	2	2	LOCKWASHER, 5/8"	
3	207932	1	-	-	CORE	
	207920	-	1	1	CORE (3 rows of tubes)	
4	207921	2	2	2	CLAMP, core (14-1/2" long)	
5	207922	1	1	1	CLAMP, core (19-1/2" long)	
6	207923	2	2	2	CLAMP, core (4-1/8" long)	
7	207933	1	-	-	SHROUD, fan	
	210532	-	1	-	SHROUD, fan (Includes SCREEN)	
	207924	-	-	1	SHROUD, fan	
	900865	4	4	4	BOLT, stove, rd-hd., 1/4"NC x 3/4", with NUT	
8	904204	4	4	4	LOCKWASHER, 1/4"	
	208037	2	2	-	SPACER, fan shroud	
9	-----	1	-	-	TANK, top (Uses round filler cap. Discontinued. Order TANK 207934, CAP ASSEMBLY 210085, SPRING 207969 and PIN 207970)	
	207934	1	1	-	TANK, top (Uses hinged filler cap)	
	207925	-	-	1	TANK, top	
10	903773	10	10	8	CAPSCREW, hex-hd., 5/16"NC x 1-1/4"	
	911025	10	10	8	NUT, hex, 5/16"NC	
	904205	10	10	8	LOCKWASHER, 5/16"	
11	903771	14	14	6	CAPSCREW, hex-hd., 5/16"NC x 7/8"	
	911025	14	14	6	NUT, hex, 5/16"NC	
	904205	14	14	6	LOCKWASHER, 5/16"	
12	905661	-	-	8	CAPSCREW, hex-hd., 5/16"NC x 5/8"	
	904205	-	-	8	LOCKWASHER, 5/16"	
13	903772	-	-	2	CAPSCREW, hex-hd., 5/16"NC x 1"	
	904205	-	-	2	LOCKWASHER, 5/16"	
14	207817	1	1	1	GASKET, top tank	
15	206622	1	-	-	CAP, filling (Round type. Used on early tractors only)	
	210085	1	1	-	CAP ASSEMBLY, filling (Includes item 16) (Hinged type. Used on later tractors)	
	207926	-	-	1	CAP, filling (Screw type)	
16	045995	1	-	-	GASKET, filling cap (Round. For CAP 206622 only)	
	207968	1	1	-	GASKET, filling cap (Oblong. For CAP 210085 only)	
	207927	-	-	1	GASKET, filling cap (Round. For CAP 207926 only)	
17	207970	1	1	-	PIN, hinge, filling cap (For CAP 210085 only)	
18	207969	1	1	-	SPRING, filling cap (For CAP 210085 only)	
19	207928	1	-	1	MEMBER, side - left	
	210533	-	1	-	MEMBER, side - left	
20	207929	1	-	1	MEMBER, side - right	
	210534	-	1	-	MEMBER, side - right	

(Continued)

RADIATOR (Continued)  
(See Plate 1829)

ITEM	PART NUMBER	QUANTITY			DESCRIPTION	PACKAGE OR KIT NUMBER
		*	**	***		
21	207935	1	-	-	TANK, bottom	
	043293	-	1	-	TANK, bottom	
	206226	-	-	1	TANK, bottom	
22	903773	12	12	12	CAPSCREW, hex-hd., 5/16"NC x 1-1/4"	
	911025	12	12	12	NUT, hex, 5/16"NC	
	904205	12	12	12	LOCKWASHER, 5/16"	
23	903771	8	8	10	CAPSCREW, hex-hd., 5/16"NC x 7/8"	
	911025	8	8	10	NUT, hex, 5/16"NC	
	904205	8	8	10	LOCKWASHER, 5/16"	
24	046321	2	2	-	CAPSCREW, hex-hd., 5/16"NC x 1-1/2"	
	911025	2	2	-	NUT, hex, 5/16"NC	
	904205	2	2	-	LOCKWASHER, 5/16"	
25	204615	1	1	-	GASKET, bottom tank	
	207985	-	-	1	GASKET, bottom tank	
26	207936	1	1	1	TUBE, overflow (Soldered to core)	
	207937	1	1	1	CLIP, overflow tube	
27	U-1623	1	-	-	CONNECTION, water outlet	
	207265	-	1	-	CONNECTION, water outlet.....	043187
	204616	-	-	1	CONNECTION, water outlet	
28	903632	2	2	-	CAPSCREW, hex-hd., 3/8"NC x 1-1/2"	
	903635	-	-	2	CAPSCREW, hex-hd., 3/8"NC x 2-1/2"	
	904206	2	2	2	LOCKWASHER, 3/8"	
29	U-1809	1	1	1	GASKET, bottom water connection	
30	207930	-	-	1	CONNECTION, water inlet	
	903630	-	-	2	CAPSCREW, hex-hd., 3/8"NC x 1"	
	904206	-	-	2	LOCKWASHER, 3/8"	
	207931	-	-	1	GASKET, water inlet connection	
31	205334	1	1	-	PLUG, water inlet connection (Not used on early models)	
32	046001	2	2	2	MONOGRAM, radiator, "M"	
33	034076	8	8	8	SCREW, thread-cutting, cross-recess-hd., #8 x 1/2"	
	912739	8	8	8	LOCKWASHER, internal teeth, #8	
34	U-1671	1	1	1	COCK, drain, 3/8"NPT (Includes item 35)	
35	209359	1	1	1	HANDLE, drain cock	
36	U-1624	1	1	1	HOSE, radiator outlet (2" I.D. x 7-1/4")	
37	U-1751	1	1	1	SPRING, radiator outlet hose	
38	910226	2	2	2	CLAMP, hose, 2-9/32" diam.	
	U-1624	1	-	-	HOSE, radiator inlet (2" I.D. x 7-1/4") (Used on tractors prior to #1058)	
	U-59	1	1	-	HOSE, radiator inlet (2" I.D. x 4-1/2") (Used on tractors after #1057)	
39	AM-8649	-	-	1	HOSE, radiator inlet (2" I.D. x 3")	
	910145	2	2	2	CLAMP, hose, 2-3/8" diam.	
NOTE: Items 41 thru 47 were used on tractors after serial No. 1057 only.						
41	U-3637	1	-	-	THERMOSTAT (Used on tractors prior to #1760 and on tractors #1803 thru #1837)	
	211085	1	1	-	THERMOSTAT (Used on tractors after #1759 except tractors #1803 thru #1837)	
42	U-3639	1	1	-	HOSE, radiator inlet (2" I.D. x 2-1/4")	
43	910226	2	2	-	CLAMP, hose, 2-9/32" diam.	
44	U-3762	1	1	-	NIPPLE, pipe, water by-pass	
45	901723	1	1	-	ELBOW, street, 90°, 3/8"NPT	
46	U-3431	1	1	-	HOSE, water by-pass (5/8" I.D. x 5-1/2")	
47	911300	2	2	-	CLAMP, hose, 15/16" diam.	

(Continued)

RADIATOR (Continued)  
(See Plate 1829)

<u>ITEM</u>	<u>PART NUMBER</u>	<u>QUANTITY</u>			<u>DESCRIPTION</u>	<u>PACKAGE OR KIT NUMBER</u>
		<u>*</u>	<u>**</u>	<u>***</u>		
48	U-1725	1	1	-	BRACE, radiator	
	030183	-	-	1	BRACE, radiator	
49	903775	1	1	1	CAPSCREW, hex-hd., 3/8"NC x 7/8"	
	904206	1	1	1	LOCKWASHER, 3/8"	
50	205079	1	1	1	STUD (3/8"NC x 1-3/8")	
	911026	1	1	1	NUT, hex, 3/8"NC	
	904206	1	1	1	LOCKWASHER, 3/8"	
51	046312	1	1	-	GUARD, radiator (grill type)	
52	046321	4	4	-	CAPSCREW, hex-hd., 5/16"NC x 1-1/2"	
	045312	-	-	4	CAPSCREW, hex-hd., 5/16"NC x 1"	
	911025	4	4	4	NUT, hex, 5/16"NC	
	904205	4	4	4	LOCKWASHER, 5/16"	
53	205262	1	-	-	CURTAIN ASSEMBLY, radiator (1 CURTAIN, 2 RODS and 4 rubber SLEEVES. Serviced only as a unit)	

NOTE: Hough-Loader Model tractors operating under severe conditions required reversed air flow thru the radiator in order to prevent excessive dirt accumulation in the core. Owners of early model tractors that were equipped with standard radiator and fan, may make the changeover by ordering Reversed Fan and Radiator CHANGEOVER GROUP 043187.

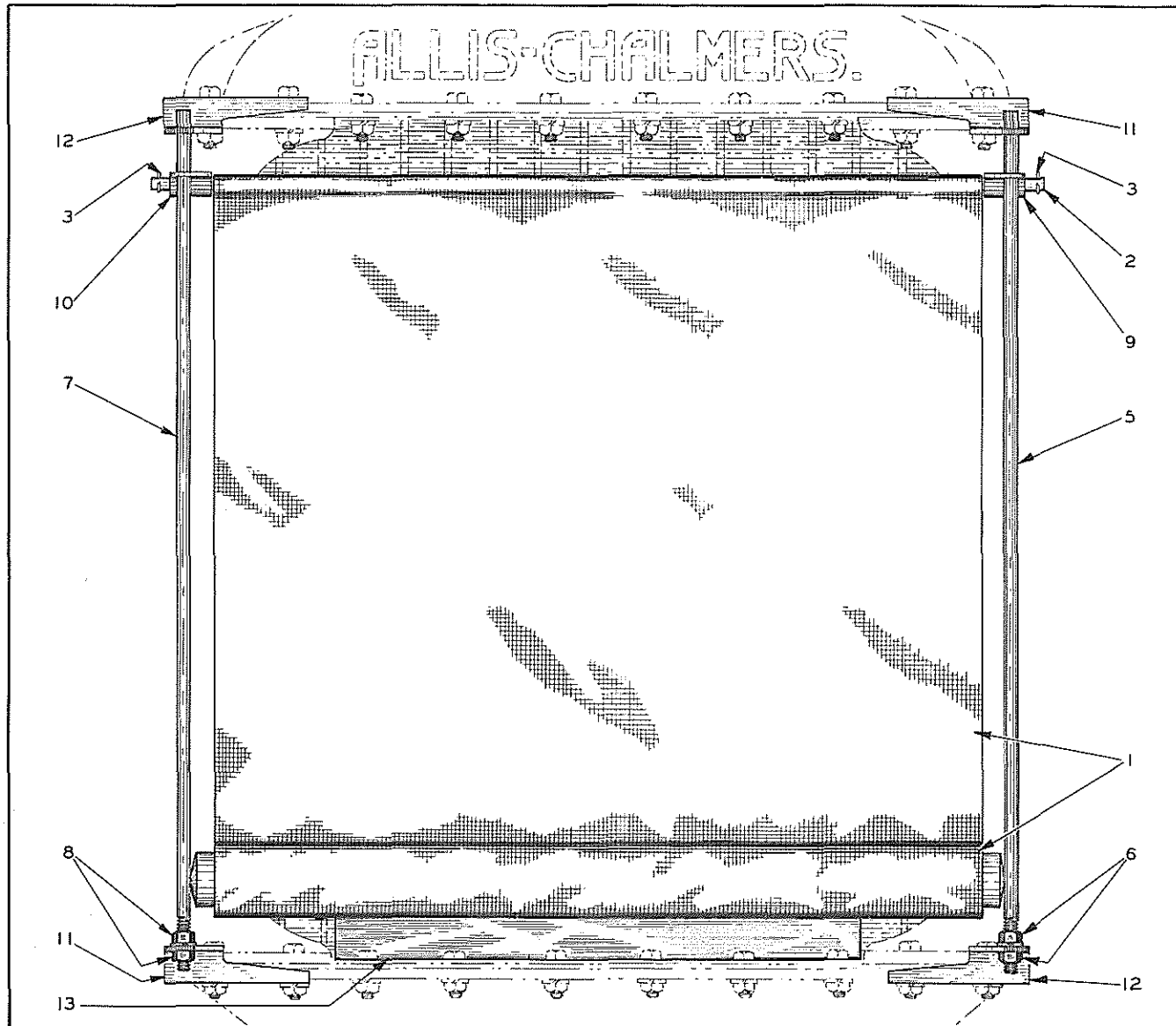


PLATE 1848 — ROLL-TYPE RADIATOR CURTAIN

ROLL-TYPE RADIATOR CURTAIN  
(See Plate 1848)

USAGE: Standard Equipment on Orchard Models. Applicable to Standard Models also.

<u>ITEM</u>	<u>PART NUMBER</u>	<u>QTY.</u>	<u>DESCRIPTION</u>	<u>PACKAGE OR KIT NUMBER</u>
1	046353	1	CURTAIN ASSEMBLY, radiator (Includes item 2)	
2	046354	1	ROD, curtain	
3	900805	2	PIN, cotter, 1/8" x 3/4"	
5	046375	1	GUIDE, curtain - left	
6	911026	2	NUT, hex, 3/8"NC	
	904206	1	LOCKWASHER, 3/8"	
7	046376	1	GUIDE, curtain - right	
8	911026	2	NUT, hex, 3/8"NC	
	904206	1	LOCKWASHER, 3/8"	
9	072307	1	STOP, curtain - left	
10	072308	1	STOP, curtain - right	
11	046377	2	BRACKET, mounting	
12	046378	2	BRACKET, mounting	
13	046389	1	SHIELD, air	

POWER TRANSMISSION SYSTEM

PAGE NUMBER

Bevel Gear. . . . . 75

Brakes. . . . . 95

Brake Controls (Standard). . . . . 95

Brake Controls (Hough-Loader). . . . . 91

Brake Controls (Orchard) . . . . . 155,157

Brake Drum. . . . . 81,85

Clutches (See Engine Clutch and Steering Clutch). .

Engine Clutch (Standard). . . . . 67

Engine Clutch (Hough-Loader) . . . . . 69

Engine Clutch Control (Standard) . . . . . 65

Engine Clutch Control (Hough-Loader). . . . . 63

Engine Clutch Control (Orchard). . . . . 155

Final Drive . . . . . 81,85,89

Gear Shift (Standard). . . . . 72

Gear Shift (Orchard) . . . . . 155,157

Power Pulley. . . . . 175

Power Take-offs . . . . . 163,165

Steering Clutches . . . . . 75

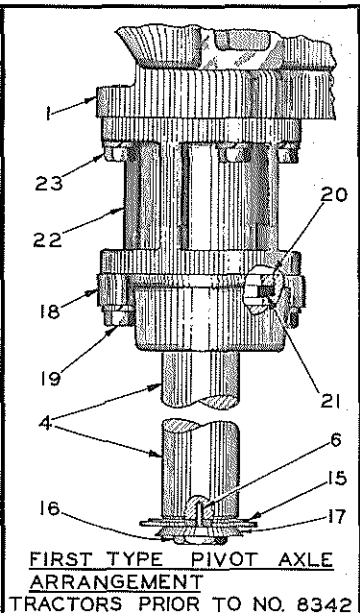
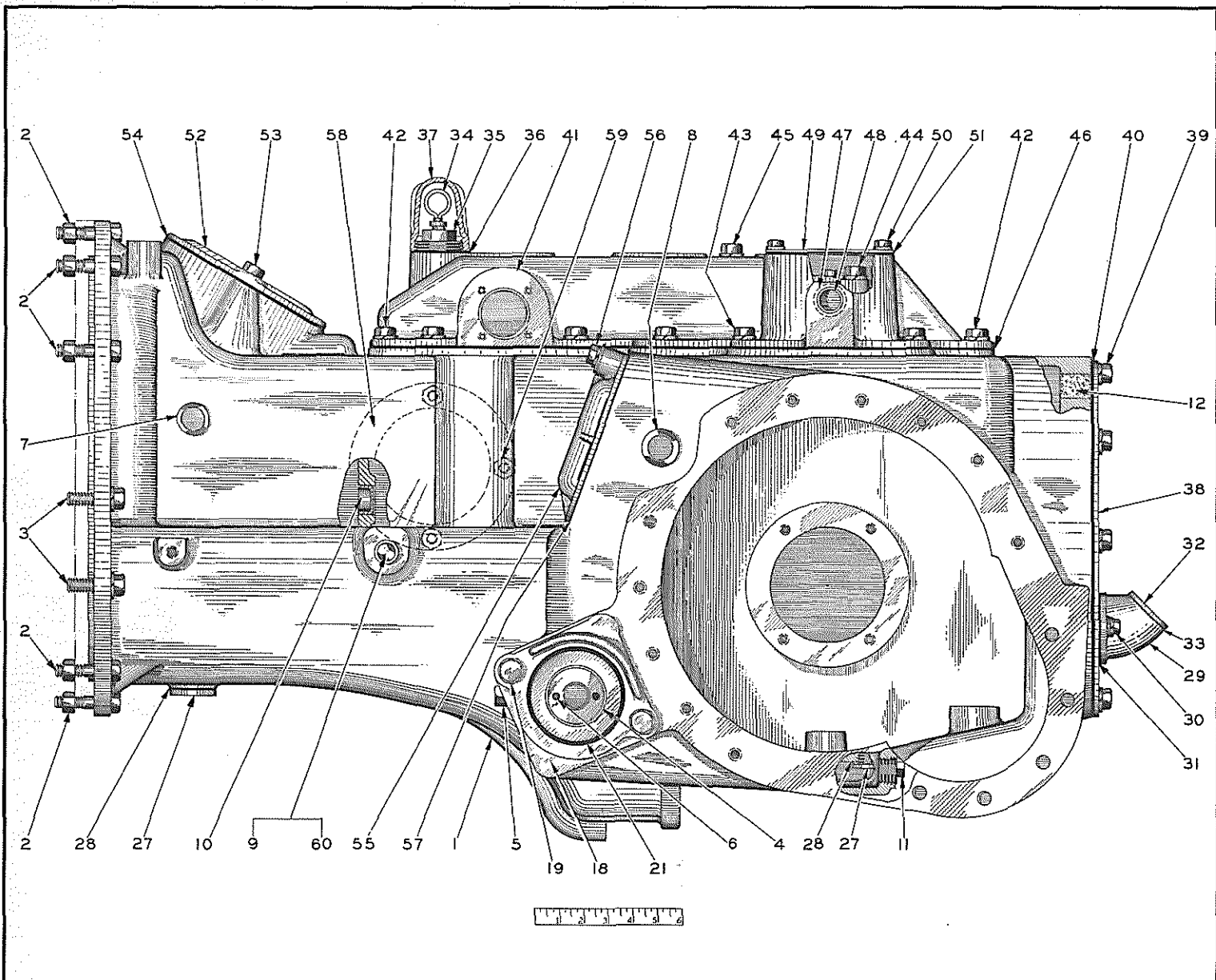
Steering Clutch Control (Standard) . . . . . 77

Steering Clutch Control (Orchard). . . . . 155,157

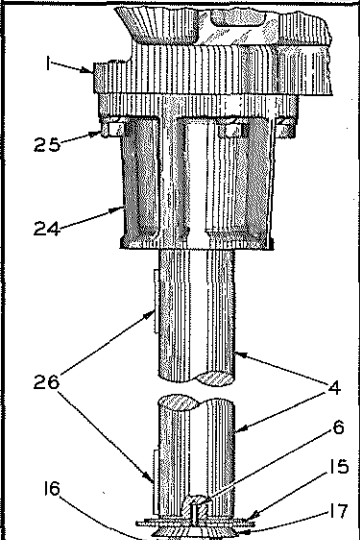
Track Sprockets . . . . . 81,85

Transmission Case and Covers. . . . . 61

Transmission Gears and Shafts . . . . . 71



FIRST TYPE PIVOT AXLE  
ARRANGEMENT  
TRACTORS PRIOR TO NO. 8342



SECOND TYPE PIVOT AXLE  
ARRANGEMENT  
TRACTORS AFTER NO. 8341

PLATE I760 — TRANSMISSION CASE AND COVERS



TRANSMISSION CASE AND COVERS

(See Plate 1760)

\*40" tread Model

\*\*50" tread Model

PACKAGE OR  
KIT NUMBER

ITEM	PART NUMBER	QUANTITY		DESCRIPTION	
		*	**		
1	045238	1	-	CASE ASSEMBLY, transmission (Includes items 4 thru 14)	
	045701	-	1	CASE ASSEMBLY, transmission (Includes items 4 thru 14) (For 50" tread Model only)	
2	035068	10	10	CAPSCREW, hex-hd., 1/2"NF x 2-1/4"	
	038234	10	10	NUT, hex, high, 1/2"NF	
3	035190	2	2	CAPSCREW, hex-hd., 1/2"NC x 1-1/2"	
	904208	2	2	LOCKWASHER, 1/2"	
4	045522	1	-	AXLE, pivot (53-1/2" long)	
	045556	-	1	AXLE, pivot (63-1/2" long)	
5	910215	1	1	SETSCREW, square head, dog point, 5/8"NC x 2"	
	911036	1	1	NUT, hex, jam, 5/8"NC	
6	035793	4	4	PIN, pivot axle end washer	
7	035285	2	2	BUSHING, clutch shifter shafts (1-1/2" long)	
8	035401	4	4	BUSHING, brake shafts (1-1/4" long)	
9	045240	1	1	PIN, fulcrum, clutch pedal lever (Left side. Also see item 60)	
10	035395	1	1	PLUG, cup	
11	912726	2	2	PLUG, pipe, square head, 3/4"NPT	
12	038454	2	2	PLUG, transmission case rear face (cork) (Used on tractors after approx. #6650)	
13	-----	2	2	GUIDE, brake band	} See BRAKE BAND
14	-----	4	4	CAPSCREW	
	-----	4	4	NUT	
	-----	4	4	LOCKWASHER	
15	034804	2	2	WASHER, pivot axle end	
16	037074	2	2	CAPSCREW, pivot axle end (1-1/8" diam.)	
17	035794	2	2	LOCKWASHER, pivot axle capscREW	
NOTE: Items 18 thru 23 were used only on tractors prior to #8342					
18	045196	2	2	SHIELD, dirt (Order items 20 and 21 also when required for tractors prior to #26)	
19	037060	4	-	CAPSCREW, hex-hd., 5/8"NC x 2"	
	023618	-	4	CAPSCREW, hex-hd., 5/8"NC x 2-1/2"	
	904209	4	4	LOCKWASHER, 5/8"	
20	045662	2	2	RING, pressure (Started with tractor #25)	
21	045618	2	2	PACKING (Started with tractor #25)	
22	045557	-	2	SPACER, pivot axle (Used on 50" tread Model only)	
23	071113	-	8	CAPSCREW, hex-hd., 5/8"NC x 2"	
	904209	-	8	LOCKWASHER, 5/8"	
NOTE: Items 24 thru 26 were used only on tractors after #8341					
24	034438	-	2	SPACER, pivot axle	
25	071113	-	8	CAPSCREW, hex-hd., 5/8"NC x 2"	
	904209	-	8	LOCKWASHER, 5/8"	
26	U-3340	4	4	KEY, woodruff #RX, 1/4" x 2"	
27	035250	2	2	PLUG, drain	
28	035249	2	2	GASKET, drain plug	
NOTE: Items 29 thru 33 were used only on tractors prior to #8386.					
29	035264	1	1	FLANGE, oil filler	
30	035439	2	2	CAPSCREW, hex-hd., 3/8"NC x 1"	
	904206	2	2	LOCKWASHER, 3/8"	
31	035252	1	1	GASKET, oil filler flange	
32	035250	1	1	PLUG, oil filler	
33	035249	1	1	GASKET, oil filler plug	
NOTE: Items 34 thru 37 were used only on tractors after #8385.					
34	034315	1	1	ROD, oil level gauge	

(Continued)

TRANSMISSION CASE AND COVERS (Continued)  
(See Plate 1760)

ITEM	PART NUMBER	QUANTITY		DESCRIPTION	PACKAGE OR KIT NUMBER
		*	**		
35	034268	1	1	PLUG, oil filler	
36	034269	1	1	GASKET, oil filler plug	
37	034265	1	1	CAP, oil gauge rod	
38	045244	1	1	PLATE, cover, transmission case - rear (Used on tractors prior to #8386)	
	034323	1	1	PLATE, cover, transmission case - rear (Used on tractors after #8385)	
39	035221	8	8	CAPSCREW, hex-hd., 1/2"NC x 1"	
	904208	8	8	LOCKWASHER, 1/2"	
40	045245	1	1	GASKET, rear cover plate	
41	045246	1	1	COVER ASSEMBLY, transmission case - top (Includes items 47 and 48) (Standard. Not used on HOUGH-LOADER Model. When required for tractors prior to #8386 also order items 34 thru 37)	
	032020	-	1	COVER ASSEMBLY, transmission case - top (Includes items 47 and 48) (Special. Used on Hough-Loader Model only. When for tractors prior to #8386 also order items 34 thru 37)	
42	035061	15	15	CAPSCREW, hex-hd., 1/2"NC x 1-1/4"	
	904208	15	15	LOCKWASHER, 1/2"	
43	035190	2	2	CAPSCREW, hex-hd., 1/2"NC x 1-1/2"	
	904208	2	2	LOCKWASHER, 1/2"	
44	045253	2	2	CAPSCREW, hex-hd., 1/2"NC x 3-3/4"	
	904208	2	2	LOCKWASHER, 1/2"	
45	045252	2	2	CAPSCREW, hex-hd., 1/2"NC x 4-1/2"	
	904208	2	2	LOCKWASHER, 1/2"	
46	045251	1	1	GASKET, transmission case top cover	
47	045248	2	2	BUSHING, steering clutch control thrust pin	
48	035395	2	2	PLUG, cup	
49	045249	2	2	PLATE, top cover	
50	045312	8	8	CAPSCREW, hex-hd., 5/16"NC x 3/4"	
51	045250	2	2	GASKET, top cover plate	
52	035410	1	1	PLATE, engine clutch inspection	
53	035061	2	2	CAPSCREW, hex-hd., 1/2"NC x 1-1/4"	
54	035397	1	1	GASKET, engine clutch inspection plate	
55	045242	2	2	COVER, brake adjustment hole	
56	035236	2	2	CAPSCREW, hex-hd., 1/2"NC x 1-3/4"	
	910244	2	2	WASHER, plain, SAE std., 1/2"	
57	045243	2	2	GASKET, brake adjustment hole cover	
58	045412	1	1	GASKET, side cover plate	
	045462	1	1	PLATE ASSEMBLY, side cover (Includes item 60) (On right side only)	
59	035190	4	4	CAPSCREW, hex-hd., 1/2"NC x 1-1/2"	
	904208	4	4	LOCKWASHER, 1/2"	
60	045240	1	1	PIN, fulcrum, clutch pedal lever (Right side. Also see item 9)	

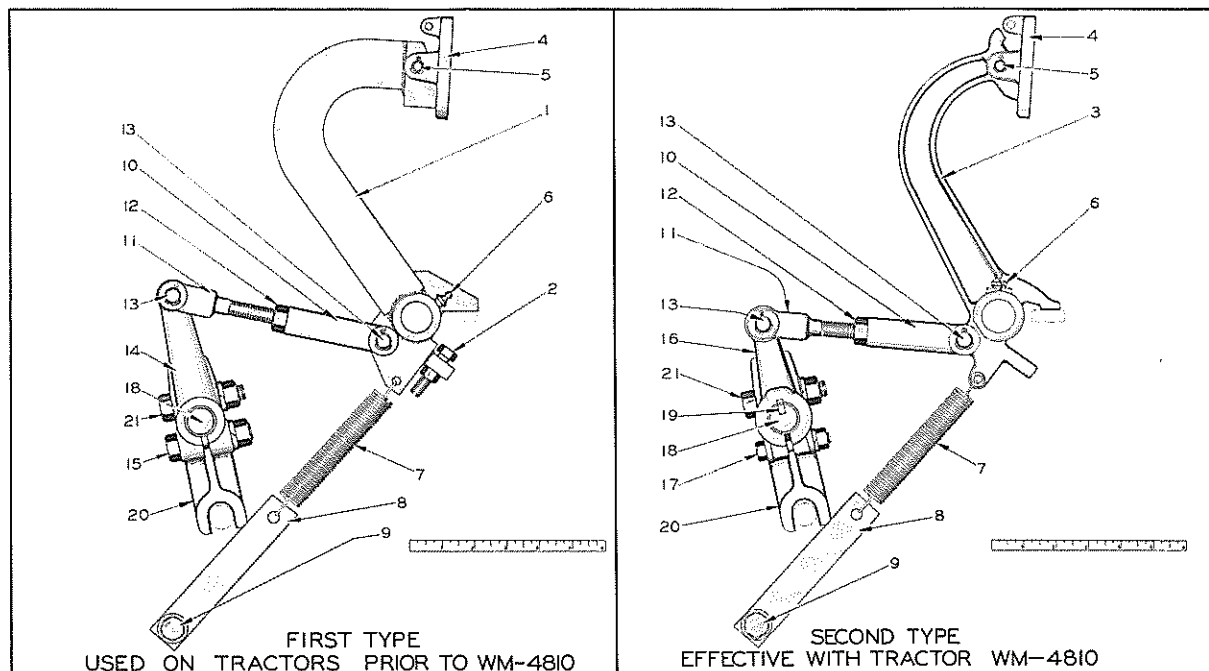


PLATE 1764—ENGINE CLUTCH CONTROL (HOUGH-LOADER MODEL)

ENGINE CLUTCH CONTROL  
(See Plate 1764)

USAGE: For Hough-Loader Model only

<u>ITEM</u>	<u>PART NUMBER</u>	<u>QTY.</u>	<u>DESCRIPTION</u>	<u>PACKAGE OR KIT NUMBER</u>
1	046647	1	PEDAL (Used on tractors prior to #4810)	
2	070960	1	CAPSCREW, hex-hd., 3/8"NC x 1-1/2"	
	911026	1	NUT, hex, 3/8"NC	
3	032022	1	PEDAL (Used on tractors after #4809)	
4	035938	1	PAD, pedal	
5	035934	1	PIN, pedal pad	
	900942	1	PIN, cotter, 3/32" x 5/8"	
6	910260	1	FITTING, lubricating, straight, 1/8"NPT	
7	072438	1	SPRING, pedal retracting	
8	046655	1	ANCHOR, pedal retracting spring	
9	035061	1	CAPSCREW, hex-hd., 1/2"NC x 1-1/4"	
	904208	1	LOCKWASHER, 1/2"	
10	033058	1	YOKE, control rod	
11	070678	1	ROD, control	
12	911043	1	NUT, hex, 1/2"NF	
13	033072	2	PIN, rod yoke	
	910967	2	PIN, cotter, 1/8" x 7/8"	
14	070312	1	LEVER, shifting yoke shaft (Used on tractors prior to #5253)	
15	035087	1	CAPSCREW, hex-hd., 1/2" x 2"	
	911043	1	NUT, hex, 1/2"NF	
	904208	1	LOCKWASHER, 1/2"	
16	038516	1	LEVER, shifting yoke shaft (Used on tractors after #5252)	
17	046419	1	CAPSCREW, hex-hd., 3/8"NF x 2"	
	911041	1	NUT, hex, 3/8"NF	
	904208	1	LOCKWASHER, 3/8"	
18	045296	1	SHAFT, shifting yoke - right	
	046656	1	SHAFT, shifting yoke - left	
19	036997	2	KEY, #13 woodruff, 3/16" x 1" (Used on tractors after #4809)	
20	045461	1	YOKE, clutch shifting	
21	035068	2	CAPSCREW, hex-hd., 1/2"NF x 2-1/4"	
	911043	2	NUT, hex, 1/2"NF	
	904208	2	LOCKWASHER, 1/2"	

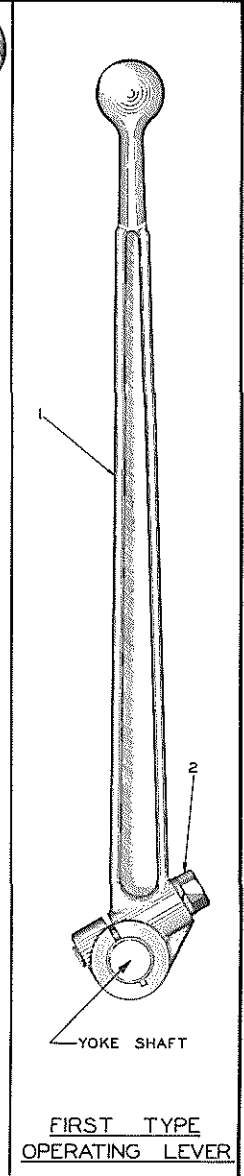
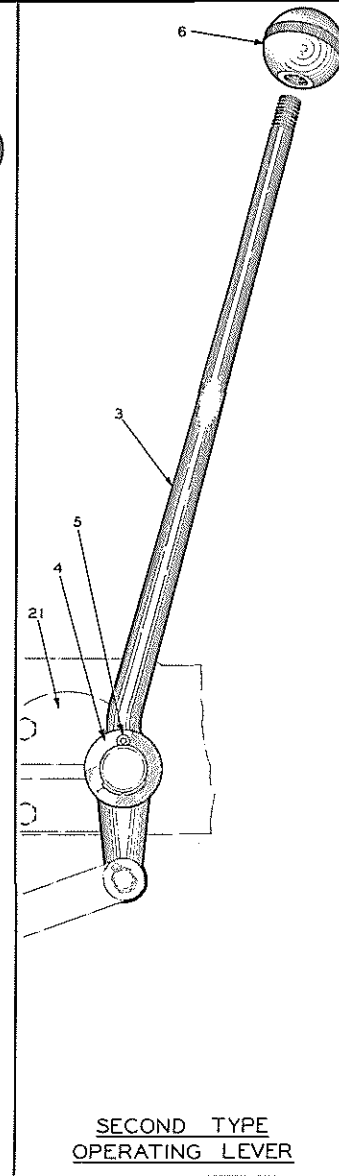
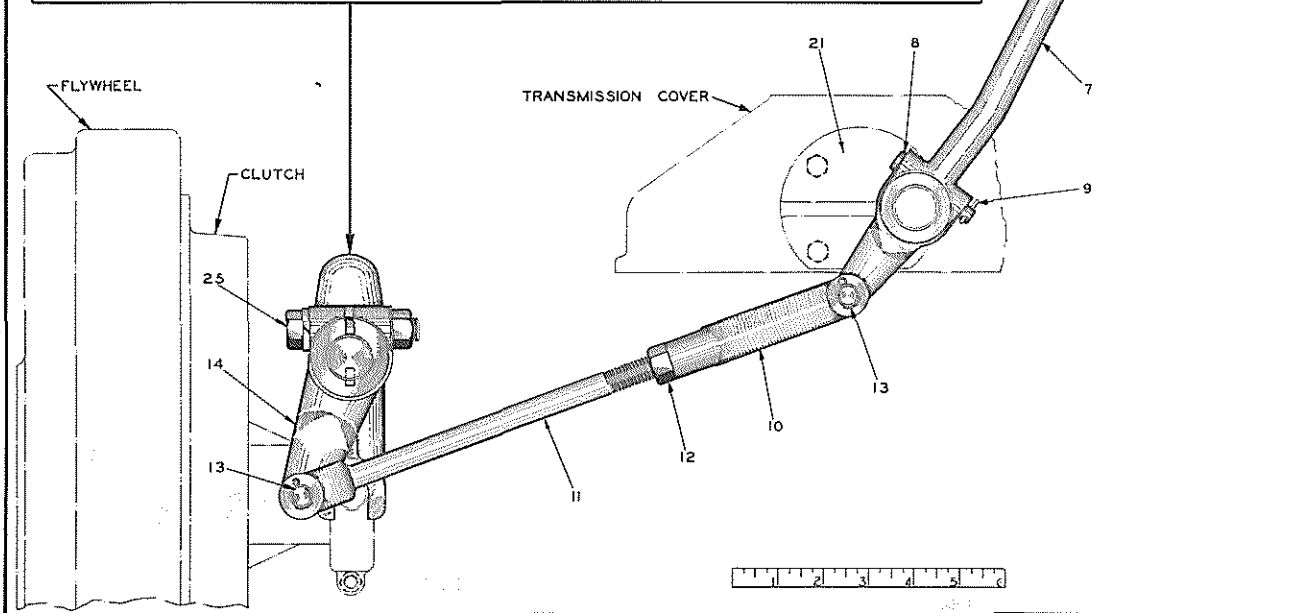
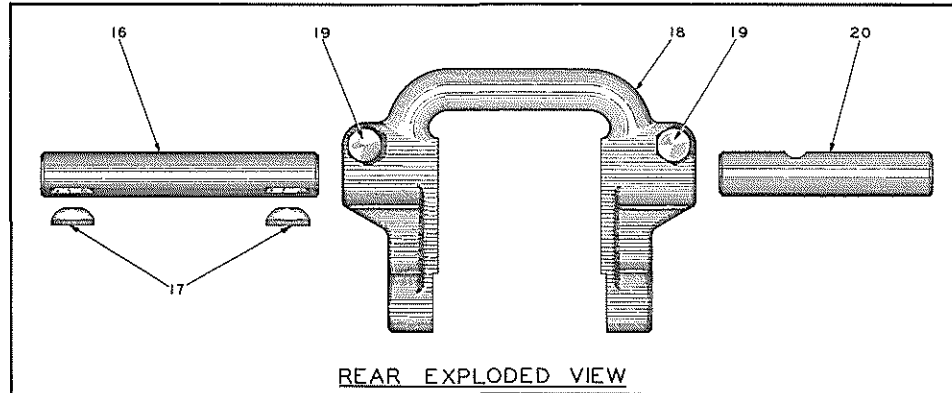


PLATE 1763—ENGINE CLUTCH CONTROL (STANDARD MODELS)

ENGINE CLUTCH CONTROL  
(See Plate 1763)

USAGE: For Standard Models only. Also see page 155 for special parts used on Orchard Models.

<u>ITEM</u>	<u>PART NUMBER</u>	<u>QTY.</u>	<u>DESCRIPTION</u>	<u>PACKAGE OR KIT NUMBER</u>
1	045297	1	LEVER, operating (Used on tractors prior to #26)	
2	012871	1	CAPSCREW, hex-hd., 1/2"NC x 2-3/4"	
	904208	1	LOCKWASHER, 1/2"	
3	045682	1	LEVER, operating (Used on tractors #26 thru #4141. Not used on Orchard Model with Rear Seat. Order 1 LEVER 031855, 1 PIN 031854, 1 PIN 900942 and 1 FULCRUM 031856)	
	-----	1	LEVER, intermediate (Used only on ORCHARD Models with Rear Seat. Listed and illustrated on page 155)	
4	035467	1	WASHER, plain	
5	900812	1	PIN, cotter, 3/16" x 1-3/4"	
6	014210	1	BALL, operating lever (bakelite) (Used on tractors #26 thru #4141 only)	
7	031855	1	LEVER, operating (Used on all tractors after #4141 except Orchard Model with Rear Seat)	
	-----	1	LEVER, intermediate (Used only on Orchard Model with Rear Seat. Listed and illustrated on page 155)	
8	031854	1	PIN, retaining	
9	900942	1	PIN, cotter, 3/32" x 5/8"	
10	033059	1	YOKE, control rod (Used on tractors after #25)	
11	037443	1	ROD, control (Used on tractors after #25)	
12	911043	1	NUT, hex, 1/2"NF	
13	033072	2	PIN, control rod yoke (Used on tractors after #25)	
	910967	2	PIN, cotter, 1/8" x 7/8"	
14	045681	1	LEVER, yoke shaft (Used on tractors after #25. When replaced on tractors prior to #1983 also order 1 CAPSCREW AM-8801)	
15	035067	1	CAPSCREW, hex-hd., 1/2"NF x 2" (Tractors prior to #1983)	
	AM-8801	1	CAPSCREW, hex-hd., 1/2"NC x 2" (Tractors after #1982)	
	904208	1	LOCKWASHER, 1/2"	
16	045298	1	SHAFT, shifting yoke - left	
17	036997	2	KEY, #13 woodruff, 3/16" x 1"	
18	045461	1	YOKE, clutch shifting	
19	035068	2	CAPSCREW, hex-hd., 1/2"NF x 2-1/4"	
	911043	2	NUT, hex, 1/2"NF	
	904208	2	LOCKWASHER, 1/2"	
20	045296	1	SHAFT, shifting yoke - right	
21	-----	1	FULCRUM, clutch lever (See GEAR SHIFT)	

917648

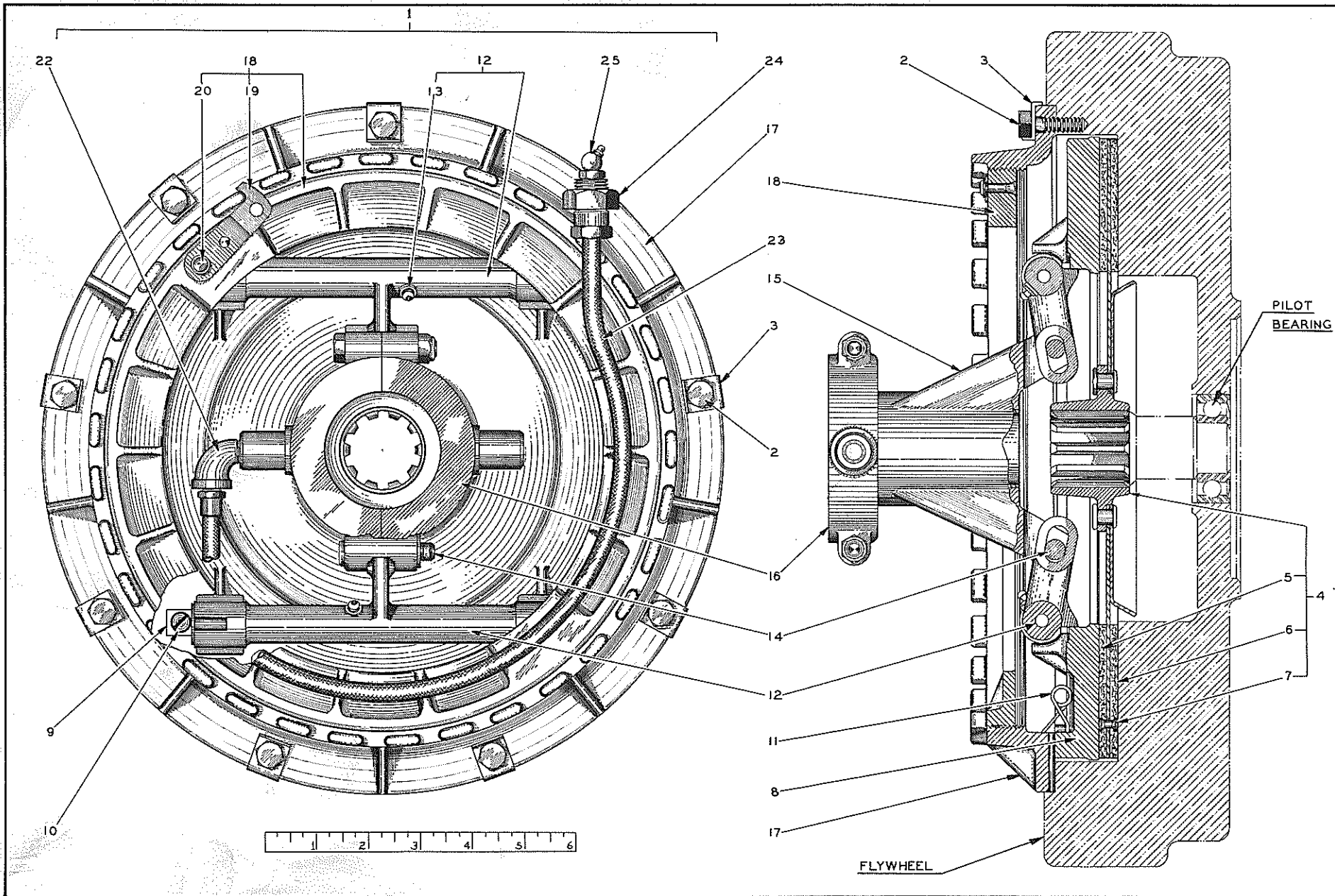


PLATE 1761 — ENGINE CLUTCH (STANDARD MODELS)

ENGINE CLUTCH  
(See Plate 1761)

USAGE: For all tractors except Hough-Loader Model. Also see page 69.

<u>ITEM</u>	<u>PART NUMBER</u>	<u>QTY.</u>	<u>DESCRIPTION</u>	<u>PACKAGE OR KIT NUMBER</u>
1	033066	1	CLUTCH ASSEMBLY, engine (Consists of items 4 thru 20)	
2	045295	9	CAPSCREW, hex-hd., 5/16"NC x 1"	
3	045564	9	LOCK, capscrew	
4	204908	1	MEMBER ASSEMBLY, driven (Includes items 5 thru 7)	
5	204898	6	FACING, clutch drive plate (1/8" thick).....	208349
6	204899	6	FACING, clutch drive plate (5/32" thick).....	208349
7	911528	36	RIVET, tubular, brass, 9/64" x 5/16".....	208349
8	205239	1	PLATE ASSEMBLY, pressure (Includes items 9 and 10)	
9	204664	4	BLOCK, cam.....	043409
10	901226	4	CAPSCREW, filister head, 1/4"NC x 1/2".....	043409
	906958	4	LOCKWASHER, internal teeth, 1/4".....	043409
11	206896	4	SPRING, pressure plate	
12	041546	2	CAMSHAFT ASSEMBLY (Includes item 13) (Replacement recommended in pairs. When replaced on tractors prior to #2675, also order new item 8 to assure interchangeability)	
13	913219	1	FITTING, lubricating, straight, 1/4" drive	
14	042216	2	PIN, camshaft	
	901165	2	WASHER, plain, U.S. Std., 5/16"	
	900805	2	PIN, cotter, 1/8" x 3/4"	
15	033113	1	SLEEVE ASSEMBLY (BUSHINGS are not serviced separately)	
16	207159	1	COLLAR ASSEMBLY, shifting (2 halves with bolts. Serviced only as as unit)	
17	206895	1	PLATE, back	
18	206898	1	RING ASSEMBLY, adjusting (Includes items 19 and 20)	
19	207155	1	LOCK, adjustment	
20	207156	1	PIN (Riveted in place)	
21	-----	1	SPRING, adjustment lock (Not illustrated. Used on tractors prior to #337. Not serviced)	
22	907059	1	ELBOW, street, 90°, 1/8"NPT	
23	045496	1	HOSE, lubricating	
24	911049	1	NUT, hex, jam, 5/8"NF	
25	911160	1	FITTING, lubricating, 45°, 1/8"NPT	

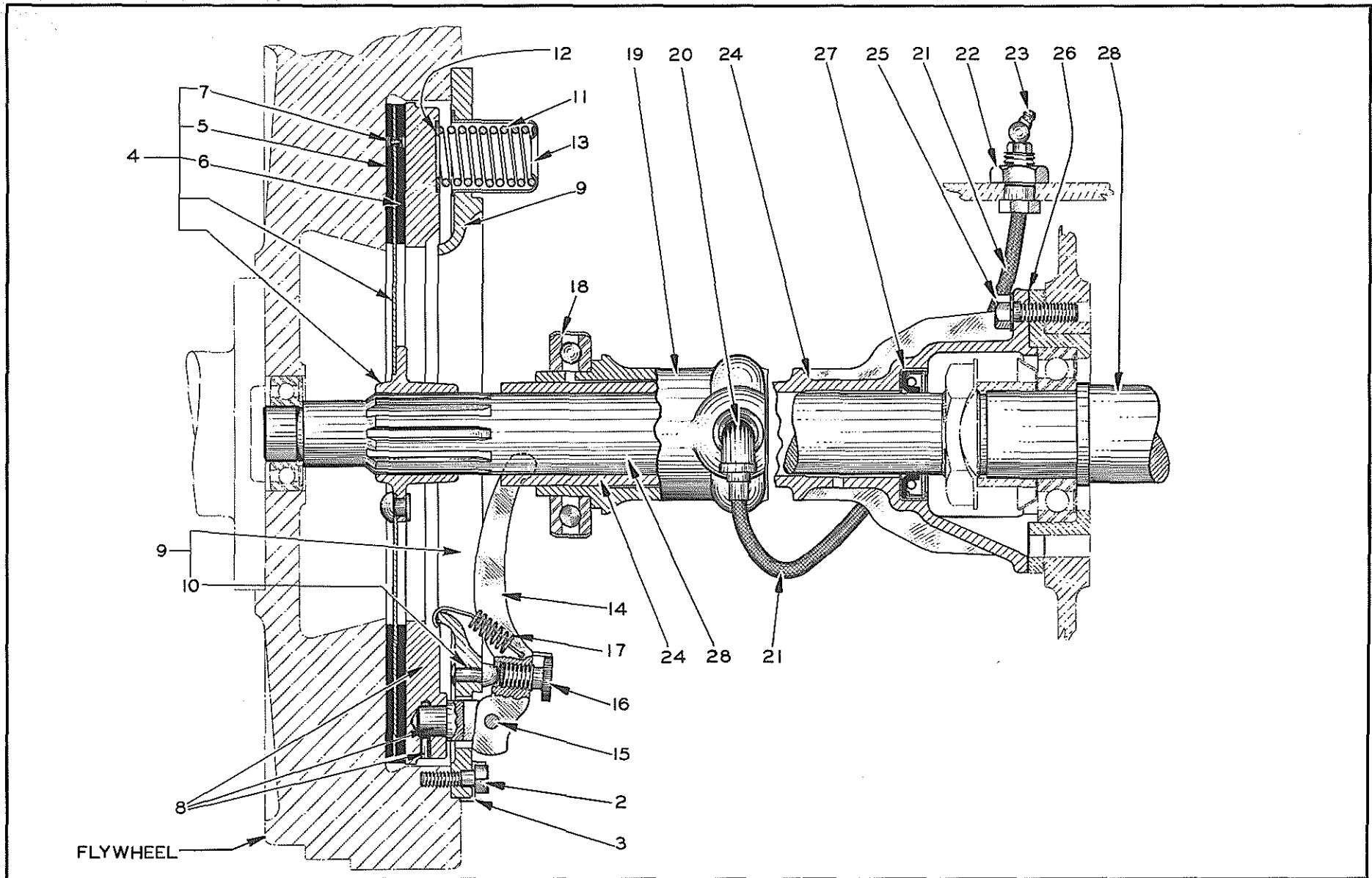


PLATE 1762—ENGINE CLUTCH (HOUGH-LOADER MODEL)



ENGINE CLUTCH  
(See Plate 1762)

USAGE: For Hough-Loader Model only

<u>ITEM</u>	<u>PART NUMBER</u>	<u>QTY.</u>	<u>DESCRIPTION</u>	<u>PACKAGE OR KIT NUMBER</u>
1	032883	1	CLUTCH ASSEMBLY, engine (Consists of items 4 thru 17)	
2	045295	9	CAPSCREW, hex-hd., 5/16"NC x 1"	
3	045564	9	LOCK, capscrew	
4	033385	1	PLATE ASSEMBLY, drive (Includes items 5 thru 7)	
5	033383	1	FACING, clutch drive plate (1/8" thick)	
6	033384	1	FACING, clutch drive plate (5/32" thick)	
7	911004	36	RIVET, tubular, brass, 9/64" x 3/8"	
8	204905	1	PLATE ASSEMBLY, pressure (Includes 3 lever pivot STUDS and 3 retaining PINS. Serviced only as a unit)	
9	204906	1	PLATE ASSEMBLY, back (Includes item 10)	
10	204891	3	SEAT, release lever adjusting screw (Riveted in place)	
11	204887	9	SPRING, pressure	
12	033382	9	WASHER, pressure spring insulating (Used on tractors after #7664)	
13	204844	9	CUP, pressure spring retaining	
14	204892	3	LEVER, release	
15	204895	3	PIN, release lever	
	904001	3	PIN, cotter, 3/32" x 1/2"	
16	204893	3	SCREW, release lever adjusting	
17	204894	3	SPRING, release lever	
18	U-138	1	BEARING, ball thrust, clutch release	
19	046634	1	COLLAR, clutch release bearing	
20	907059	1	ELBOW, street, 90°, 1/8"NPT	
21	045496	1	HOSE, lubricating	
22	911049	1	NUT, hex, jam, 5/8"NF	
23	910261	1	FITTING, lubricating, 30°, 1/8"NPT	
24	046648	1	SLEEVE, supporting, clutch release bearing collar	
25	013058	4	CAPSCREW, hex-hd., 3/8"NC x 1-1/4"	
	904206	4	LOCKWASHER, 3/8"	
26	045134	1	GASKET, collar supporting sleeve	
27	033081	1	SEAL, oil, sliding gear shaft	
28	031514	1	SHAFT, sliding gear	

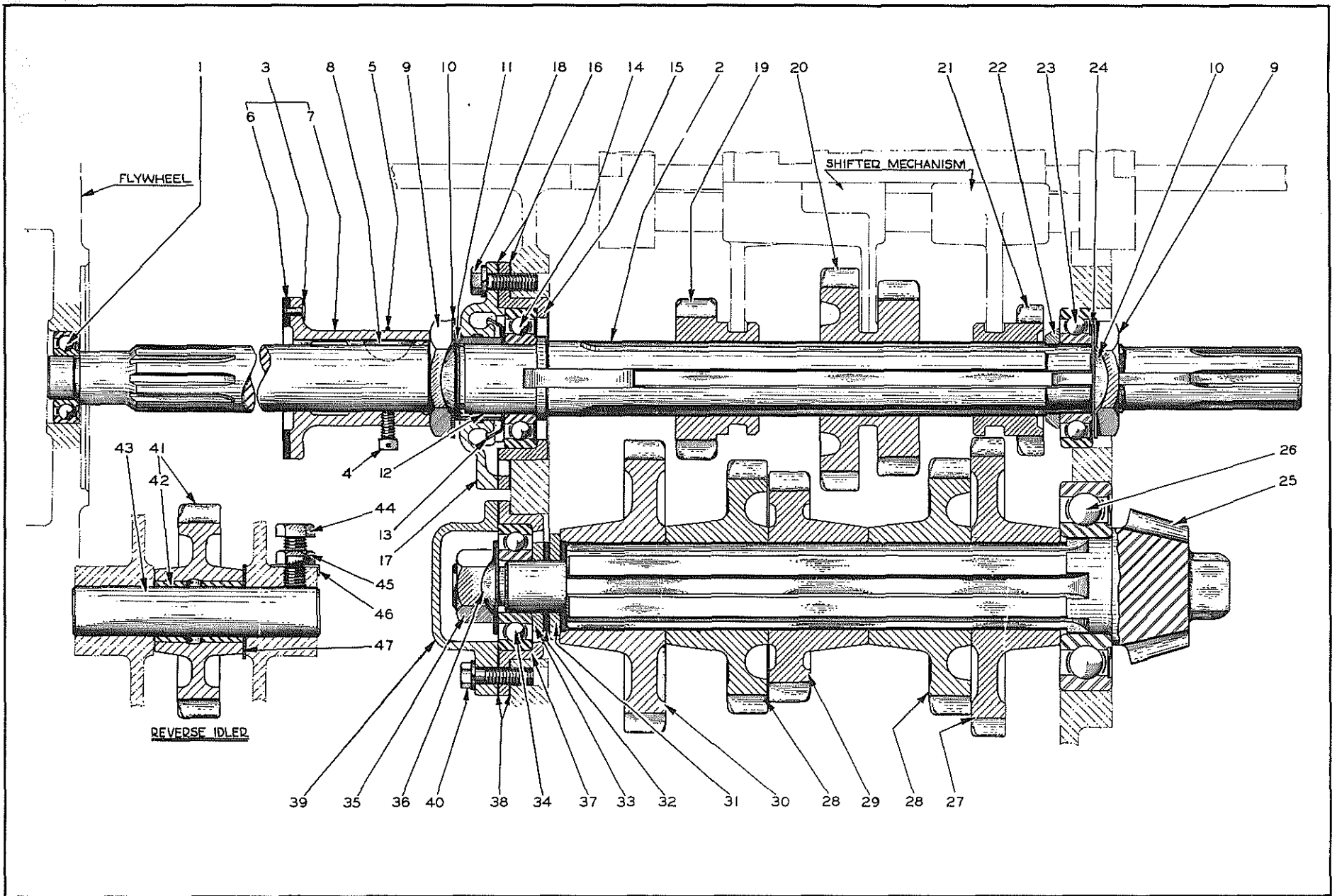


PLATE 1765 — TRANSMISSION GEARS

TRANSMISSION GEARS  
(See Plate 1765)

<u>ITEM</u>	<u>PART NUMBER</u>	<u>QTY.</u>	<u>DESCRIPTION</u>	<u>PACKAGE OR KIT NUMBER</u>
1	211227	1	BEARING, ball, sliding gear shaft (In flywheel)	
2	045400	1	SHAFT, sliding gear (Standard. Not used on Hough-Loader Model)	
	-----	1	SHAFT, sliding gear (Special. For Hough-Loader Model only. See page 69)	
3	045292	1	FLANGE ASSEMBLY, clutch brake (Includes items 6 and 7)	
4	045745	1	SETSCREW (drilled square head, 3/8"NC x 3/4")	
5	023775	1	WIRE, locking (1/16" x 10")	
6	045447	1	FACING, clutch brake	
7	910914	6	RIVET, tubular, brass, 3/16" x 1/2"	
8	911020	1	KEY, #21 woodruff, 1/4" x 1-1/4"	
9	035176	2	NUT, sliding gear shaft	
10	035174	2	LOCKWASHER, sliding gear shaft nut	
11	045137	1	SPACER, sliding gear shaft front bearing	
12	045569	1	KEY, sliding gear shaft spacer (1/4" x 1/4" x 3/4")	
13	045136	1	SLINGER, oil, sliding gear shaft	
	045138	1	GASKET, oil slinger (Used on tractors prior to #142. Discontinued since is unnecessary)	
14	042854	1	BEARING, ball, sliding gear shaft - intermediate	
15	045135	1	CAGE, sliding gear shaft intermediate bearing	
16	045134	2	GASKET, bearing cage	
17	045133	1	CAGE, oil return	
18	070960	4	CAPSCREW, hex-hd., 3/8"NC x 1-1/2"	
	904206	4	LOCKWASHER, 3/8"	
19	045492	1	PINION, sliding gear shaft (16 teeth)	
20	045500	1	PINION, sliding gear shaft (23 teeth and 20 teeth)	
21	045494	1	PINION, sliding gear shaft (27 teeth) (Provides extra-high fourth speed of 5.82 MPH. Standard on tractors prior to #792)	
	046242	1	PINION, sliding gear shaft (14 teeth) (Provides extra-low fourth speed of 1.83 MPH. Standard on tractors after #791)	
22	045142	1	SPACER, sliding gear shaft - rear bearing	
23	210027	1	BEARING, ball, sliding gear shaft - rear	
24	045143	1	WASHER, sliding gear shaft rear bearing	
25	045131	1	PINION AND SHAFT, bevel (13 teeth)	
26	042855	1	BEARING, ball, pinion shaft - front	
27	045499	1	GEAR, pinion shaft (20 teeth) (Provides extra-high fourth speed of 5.82 MPH. Standard on tractors prior to #792)	
	046243	1	GEAR, pinion shaft (33 teeth) (Provides extra-low fourth speed of 1.83 MPH. Standard on tractors after #791)	
28	045385	2	GEAR, pinion shaft (27 teeth)	
29	045495	1	GEAR, pinion shaft (24 teeth)	
30	045497	1	GEAR, pinion shaft (31 teeth)	
31	045127	1	WASHER, pinion shaft (2-3/8" O.D.)	
32	045128	20	SHIM, adjusting, bevel pinion mesh (.010" thick) (Use as required)	
	045129	15	SHIM, adjusting, bevel pinion mesh (.005" thick) (Use as required)	
33	045130	1	WASHER, pinion shaft (2" O.D.)	
34	042849	1	BEARING, ball, pinion shaft - rear	
35	911047	1	NUT, hex, 1"NF	
36	035175	2	LOCKWASHER	
37	045116	1	CAGE, pinion shaft rear bearing	
38	045115	2	GASKET, pinion shaft rear bearing cage	
39	045118	1	COVER, pinion shaft rear bearing	
40	070960	4	CAPSCREW, hex-hd., 3/8"NC x 1-1/2"	
	904206	4	LOCKWASHER, 3/8"	
41	045498	1	GEAR ASSEMBLY, reverse idler (22 teeth. Includes item 44)	
42	-----	2	BUSHING, reverse idler gear (13/16" long) (Discontinued. Order 1 BUSHING 033190)	
	033190	1	BUSHING, reverse idler gear (2" long) (Will fit all tractors)	

(Continued)

TRANSMISSION GEAR (Continued)  
(See Plate 1765)

<u>ITEM</u>	<u>PART NUMBER</u>	<u>QTY.</u>	<u>DESCRIPTION</u>	<u>PACKAGE OR KIT NUMBER</u>
43	045119	1	SHAFT, reverse idler gear	
44	035188	1	SETSCREW (hex-hd., taper point, 1/2"NC x 1-5/8")	
45	911035	1	NUT, hex, jam, 1/2"NC	
46	035196	1	LOCK, nut	
47	021867	1	WASHER, reverse idler gear (Use as required)	

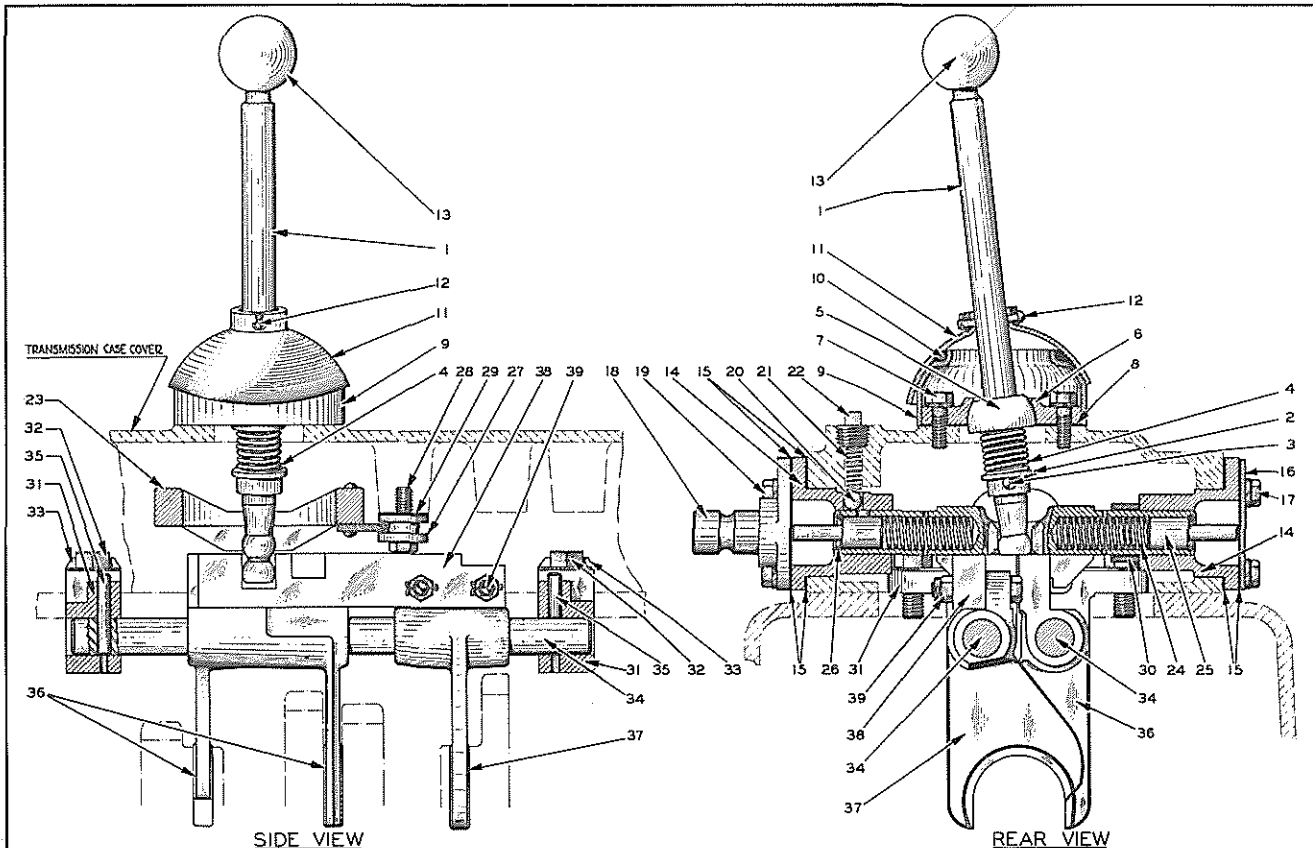


PLATE 1766—GEAR SHIFT

GEAR SHIFT  
(See Plate 1766)

NOTE: Also see pages 156 and 157 for special parts used on Orchard Models.

<u>ITEM</u>	<u>PART NUMBER</u>	<u>QTY.</u>	<u>DESCRIPTION</u>	<u>PACKAGE OR KIT NUMBER</u>
1	045225	1	LEVER ASSEMBLY (Includes items 2 and 3) (Standard. Not used on Orchard Models)	
2	U-176	1	COLLAR, lever spring	
3	907171	1	RIVET, round head, #8 x 1-1/4"	
4	U-175	1	SPRING, shift lever	
5	U-172	1	BALL, shift lever	
6	045577	1	SOCKET, shift lever ball	
7	045295	4	CAPSCREW, hex head, 5/16" x 1"	
	904205	4	LOCKWASHER, 5/16"	
8	045231	1	GASKET, ball socket	
9	045543	1	CAP, dust	
10	045546	1	SEAL, dust cap	
11	045576	1	COVER, dust cap (Used on tractors prior to #142. Order 1 COVER ASSEMBLY 045764, 1 PIN 045989 and 1 cotter PIN 911062)	
	045764	1	COVER ASSEMBLY, dust cap (Includes reinforcing COLLAR) (Used on tractors after #141)	

(Continued)

GEAR SHIFT (Continued)  
(See Plate 1766)

<u>ITEM</u>	<u>PART NUMBER</u>	<u>QTY.</u>	<u>DESCRIPTION</u>	<u>PACKAGE OR KIT NUMBER</u>
12	045989	1	PIN, dust cap retaining (Tractors after #141)	
	911062	1	PIN, cotter, 1/16" x 3/8"	
13	014210	1	BALL, shift lever (bakelite)	
14	045406	2	GUIDE, shifter	
15	045404	4	GASKET, shifter guide	
16	045405	1	PLATE, cover, shifter guide (Not used on Orchard Model with Top Seat)	
17	045295	4	CAPSCREW, hex-hd., 5/16" x 1"	
	904205	4	LOCKWASHER, 5/16"	
18	045405	1	PLATE, cover shifter guide (Used on tractors prior to #26)	
	045295	4	CAPSCREW, hex-hd., 5/16" x 1"	
	904205	4	LOCKWASHER, 5/16"	
	045679	1	FULCRUM, clutch operating lever (Used on tractors #26 thru #4141. Order 1 FULCRUM 031856, 1 LEVER 031855, 1 PIN 031854 and 1 cotter PIN 900942)	
	031856	1	FULCRUM, clutch operating lever (Used on tractors after #4141)	
19	037450	4	CAPSCREW, hex-hd., 5/16" x 1-1/4"	
	904205	4	LOCKWASHER, 5/16"	
20	905361	1	BALL, steel, 7/16" diameter	
21	036422	1	SPRING, shifter locking ball	
22	901653	1	PLUG, pipe, square head, 3/8"NPT	
23	045547	1	LOCK, shifter (Used on tractors prior to #26)	
	045612	1	LOCK ASSEMBLY, shifter (riveted unit) (Used on tractors after #25)	
24	045537	2	SPRING, shifter lock	
25	045394	2	PLUNGER, shifter lock	
26	045384	2	RING, snap, shifter lock	
27	045614	1	GUIDE, shifter lock (Used on tractors after #25)	
28	045617	1	CAPSCREW (drilled hex-hd., 3/8" x 1-3/8")	
29	045615	3	SHIM, shifter lock guide (.010" thick. Use as required) (Used on tractors after #25)	
	045616	2	SHIM, shifter lock guide (.005" thick. Use as required) (Use on tractors after #25)	
30	045382	1	SPACER, shifter lock	
31	045501	2	BRACKET, shifting fork shaft	
32	035220	4	CAPSCREW, hex-hd., 1/2"NC x 1-1/8"	
33	045502	2	LOCK, capscrew	
34	045381	2	SHAFT, shifting fork	
35	045503	2	PIN, retaining	
36	045664	2	FORK, gear shifting	
37	045665	1	FORK, gear shifting, fourth speed	
38	045380	1	BAR, fourth speed gear shifting fork	
39	045220	2	CAPSCREW (hex-hd., drilled end, 3/8"NF x 1-3/4")	
	911053	2	NUT, hex, castle, 3/8"NF	
	900801	2	PIN, cotter, 3/32" x 3/4"	

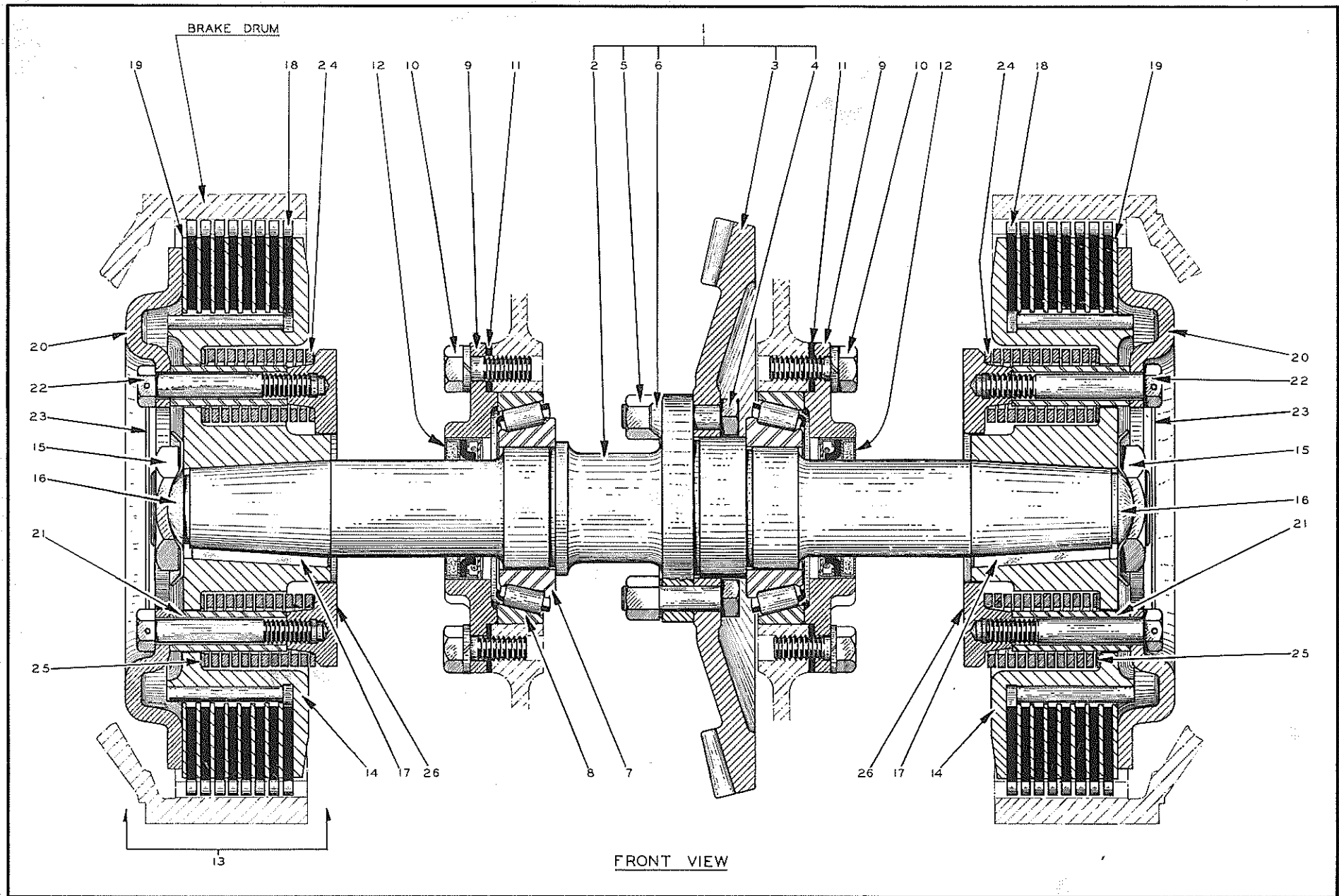


PLATE 1767—STEERING CLUTCH AND BEVEL GEAR

STEERING CLUTCH AND BEVEL GEAR  
(See Plate 1767)

<u>ITEM</u>	<u>PART NUMBER</u>	<u>QTY.</u>	<u>DESCRIPTION</u>	<u>PACKAGE OR KIT NUMBER</u>
1	045987	1	GEAR AND SHAFT ASSEMBLY (Consists of items 2 thru 6)	
2	045053	1	SHAFT, bevel gear	
3	045054	1	GEAR, bevel (53 teeth)	
4	030547	10	CAPSCREW (hex-hd., 1/2"NF x 2")	
5	038234	10	NUT, hex, high, 1/2"NF	
6	035065	5	LOCK, nut	
7	042864	2	CONE ASSEMBLY, bevel gear shaft bearing	
8	211572	2	CUP, bevel gear shaft bearing	
9	-----	2	RETAINER, bevel gear shaft bearing (Used on tractors prior to #13347. Order RETAINER 047550 and SEAL 047554)	
	047550	2	RETAINER, bevel gear shaft bearing (Used on tractors after #13346)	
10	035236	8	CAPSCREW, hex-hd., 1/2"NC x 1-3/4"	
	904208	8	LOCKWASHER, 1/2"	
11	045064	14	SHIM, bearing adjustment (.005" thick) (Use as required)	
	045065	18	SHIM, bearing adjustment (.010" thick) (Use as required)	
12	045063	10	PACKING, bevel gear shaft	Used on tractors prior to #13347.
	045061	2	NUT, gland, bevel gear shaft packing	
	036449	2	LOCK, packing gland nut	Not illustrated.
	047554	2	SEAL, oil, bevel gear shaft (Used on tractors after #13346)	
13	047553	2	CLUTCH ASSEMBLY, steering (Consists of item 14 and items 18 thru 26)	
14	045055	2	HUB, steering clutch	
15	035176	2	NUT, hex	
16	045379	2	LOCKWASHER	
17	035705	2	KEY, steering clutch hub	
18	035085	16	DISC, steering clutch - outer (raybestos)	
19	035084	16	DISC, steering clutch - inner (steel)	
20	036580	2	PLATE, pressure, steering clutch	
21	045066	20	SPACER, steering clutch pressure plate	
22	045067	20	CAPSCREW, steering clutch pressure plate	
23	035075	2	WIRE, locking (1/16" x 20")	
24	045068	20	SPRING, pressure, steering clutch	
25	034299	20	WASHER, insulating, steering clutch pressure spring (Started with tractor #8102)	
26	035083	2	PLATE, shifting, steering clutch	

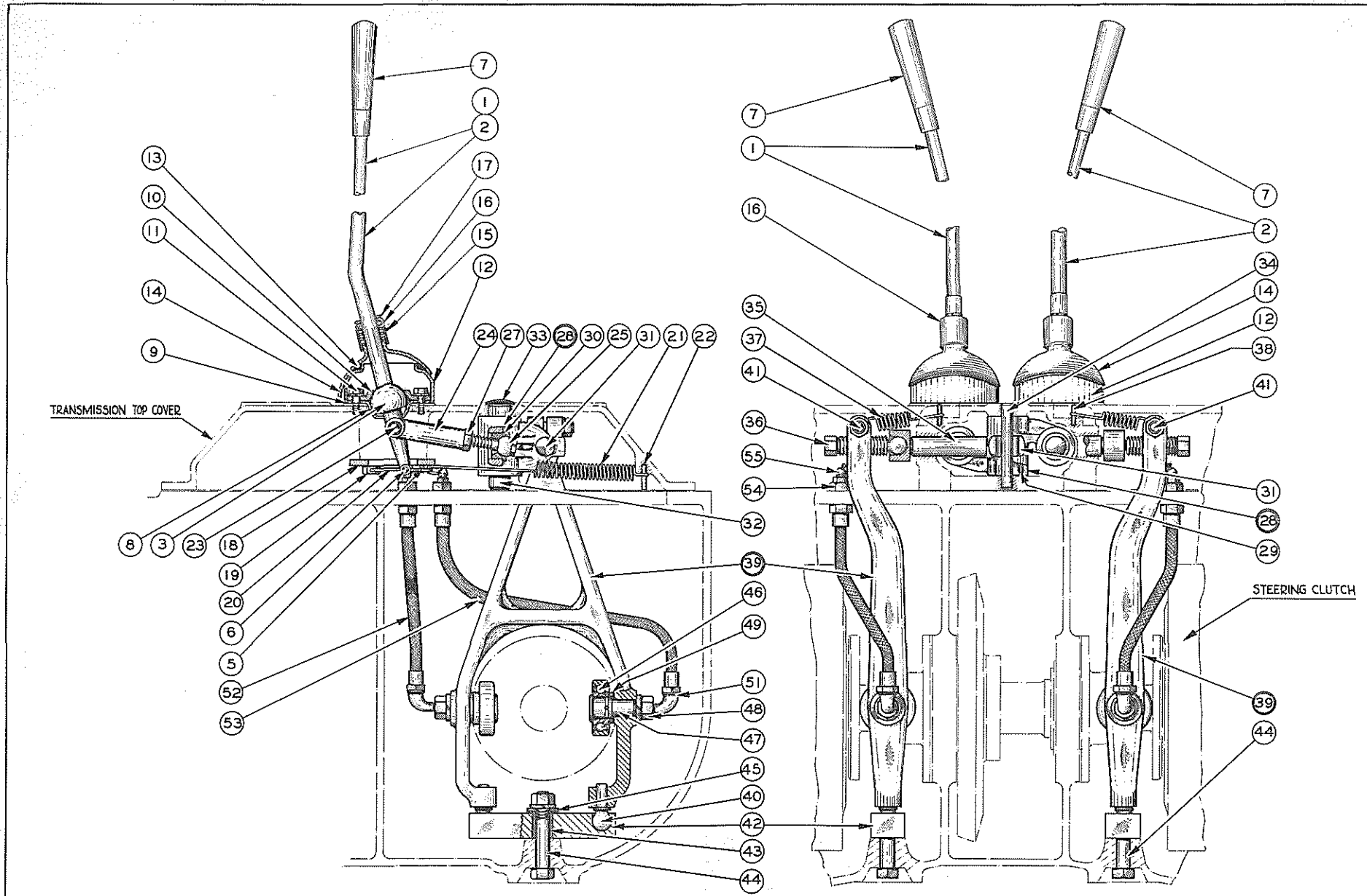


PLATE I768-STEERING CLUTCH CONTROL



STEERING CLUTCH CONTROL

(See Plate 1768)

NOTE: Also see pages 155 and 157 for special parts used on Orchard Models.

<u>ITEM</u>	<u>PART NUMBER</u>	<u>QTY.</u>	<u>DESCRIPTION</u>	<u>PACKAGE OR KIT NUMBER</u>
1	034159	1	LEVER, steering - left (Not for Orchard Models. When required for tractors prior to #8196 also furnish 1 GRIP 052591, 1 GUIDE 034161, 1 FERRULE 034162, 1 SHACKLE 034485, 1 PIN 033068 and 1 cotter PIN 900970)	
2	034160	1	LEVER, steering - right (Not for Orchard Models. When required for tractors prior to #8196 also furnish 1 GRIP 052591, 1 GUIDE 034161, 1 FERRULE 034162, 1 SHACKLE 034485, 1 PIN 033068 and 1 cotter PIN 900970)	
3	045329	2	BALL, steering lever fulcrum (Used on tractors prior to #8196 only)	
4	045332	2	PIN, straight (1/4" diam. x 1-1/8" long)	
5	045545	2	LINK, spring connecting (Used on tractors prior to #8196)	
	045388	2	PIN, rivet	
6	034485	2	SHACKLE, spring connecting (Used on tractors after #8195)	
	033068	2	PIN, connecting	
	900970	2	PIN, cotter, 1/16" x 1/2"	
7	045236	2	GRIP, steering lever (rubber, 7/16"NF) (Used on tractors prior to #8196)	
	052591	2	GRIP, steering lever (steel, 1/2"NF) (Used on tractors after #8195)	
8	045563	2	SOCKET, steering lever	
9	045231	4	GASKET, steering lever socket	
10	045542	2	COVER, steering lever socket	
11	045295	8	CAPSCREW, hex-hd., 5/16"NC x 1"	
	904205	8	LOCKWASHER, 5/16"	
12	045543	2	CAP, dust, steering lever	
13	045546	2	SEAL, dust cap (felt)	
14	045544	2	COVER, dust cap	
15	U-175	2	SPRING, dust cap cover	
16	U-176	2	COLLAR, dust cap cover spring (Used on tractors prior to #8196)	
	034162	2	FERRULE, dust cap cover spring (Used on tractors after #8195)	
17	910302	2	PIN, cotter, 5/32" x 1-1/4"	
18	034161	1	GUIDE, steering lever	
19	013044	2	CAPSCREW (drilled hex-hd., 3/8"NC x 7/8")	
20	023633	1	WIRE, locking (1/16" x 12")	
21	045306	2	SPRING, retracting, steering lever	
22	023042	2	PIN, spring anchor	
23	033070	2	PIN, yoke	
	900801	2	PIN, cotter, 3/32" x 3/4"	
24	033057	2	YOKE, adjustable	
25	045308	2	STUD, ball (Used on tractors prior to #2250. Order CAPSCREW 030182 and BALL 030181)	
	030182	2	CAPSCREW, hex-head, 7/16"NF x 3" (Tractors after #2249)	
	030181	2	BALL (Used on tractors after #2249)	
27	911042	2	NUT, hex, 7/16"NF	
28	045304	2	BELLCRANK ASSEMBLY (Includes items 29 thru 31)	
29	035401	2	BUSHING, pivot (bronze)	
30	045266	2	BUSHING, ball seat (steel)	
31	035287	2	BUTTON, wear	
32	045307	1	PIN, bellcrank pivot (1" diam.)	
33	910006	1	PLUG, expansion, 1-1/4" diam.	
34	045216	1	PIN, bellcrank stop (1/2" diam.)	
35	045305	2	PIN, thrust	
36	033936	2	SCREW, adjusting, throwout fork	
37	035887	2	SPRING, retracting, throwout fork	
38	023042	2	PIN, anchor, throwout fork retracting spring	
39	036998	2	FORK ASSEMBLY, throwout (Includes item 40)	
40	035878	4	BALL, pivot	

(Continued)

STEERING CLUTCH CONTROL (Continued)  
(See Plate 1768)

<u>ITEM</u>	<u>PART NUMBER</u>	<u>QTY.</u>	<u>DESCRIPTION</u>	<u>PACKAGE OR KIT NUMBER</u>
41	035068	2	CAPSCREW, hex-hd., 1/2"NF x 2-1/4"	
	911043	2	NUT, hex, 1/2"NF	
	904208	2	LOCKWASHER, 1/2"	
42	045311	2	EQUALIZER, throwout fork	
43	035305	2	SPACER, throwout fork equalizer	
44	035306	2	CAPSCREW, hex-hd., 5/8"NF x 3-1/4"	
	911044	2	NUT, hex, 5/8"NF	
	904209	2	LOCKWASHER, 5/8"	
45	035281	2	WASHER, throwout fork equalizer	
46	#305CF	4	BEARING, ball, steering clutch throwout (Used on tractors prior to #8342. Order 1 BEARING 042305, 1 PIN 034349 and 1 SPACER 034348)	
	042305	4	BEARING, ball, steering clutch throwout (Used on tractors after #8341)	
47	-----	4	PIN, throwout fork bearing (Used on tractors prior to #8342. Order 1 BEARING 042305, 1 PIN 034349 and 1 SPACER 034348)	
	034349	4	PIN, throwout fork bearing (Used on tractors after #8341)	
48	911044	4	NUT, hex, 5/8"NF	
	904209	4	LOCKWASHER, 5/8"	
49	035303	4	SPACER, throwout fork bearing (Used on tractors prior to #8341)	
	034348	4	SPACER, throwout fork bearing (Used on tractors after #8341)	
	036359	4	RETAINER, oil, throwout fork bearing (Used on tractors prior to #8342)	
51	907059	4	ELBOW, street, 90°, 1/8"NPT	
52	045507	2	HOSE, lubricating - front (12-1/4" long)	
53	045496	2	HOSE, lubricating - rear (19-3/4" long)	
54	911049	4	NUT, hex, jam, 5/8"NF	
55	911160	4	FITTING, lubricating, 45°, 1/8"NPT	



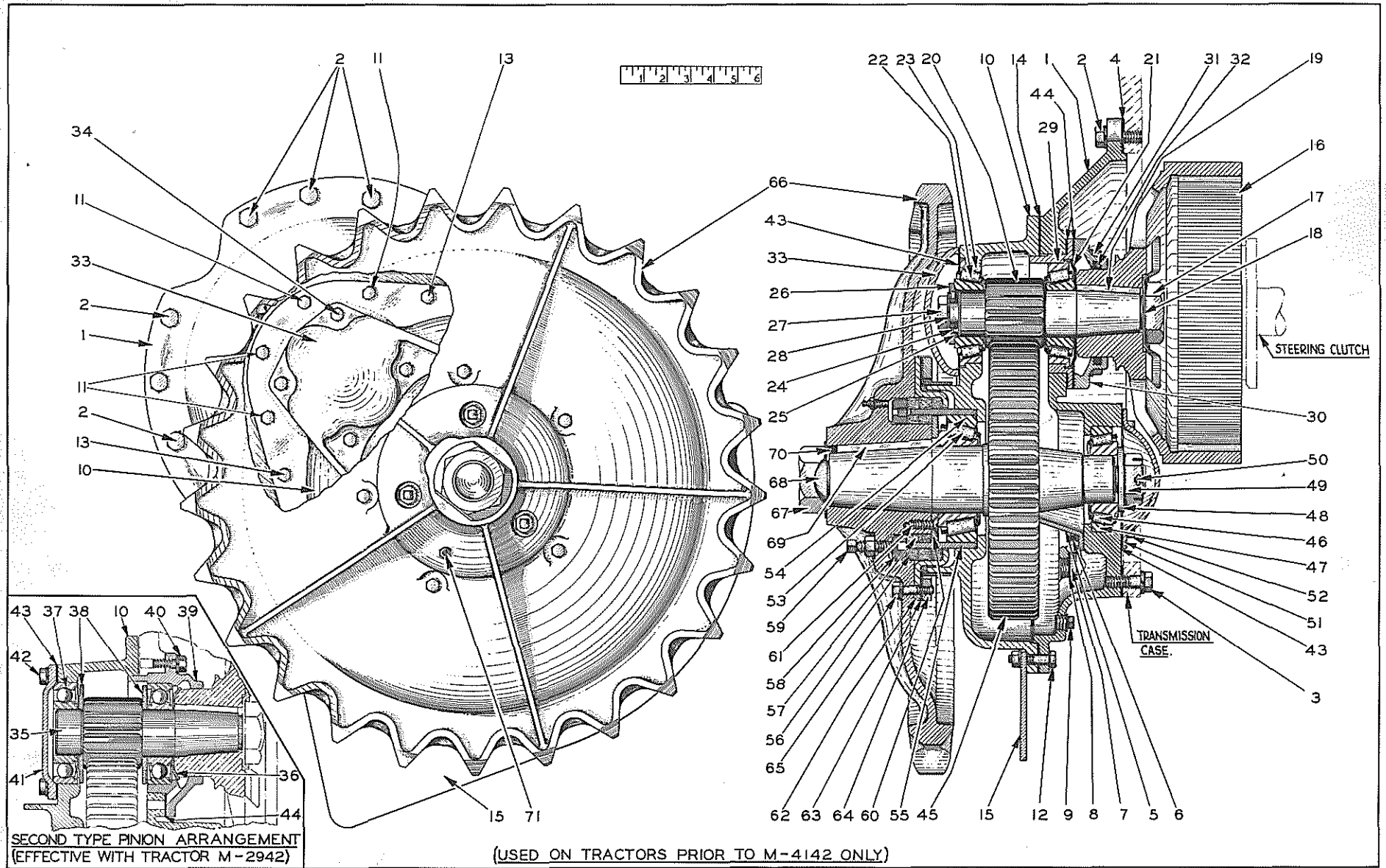


PLATE 1772—FINAL DRIVE (FIRST TYPE)

FINAL DRIVE  
(See Plate 1772)

USAGE: Tractors prior to serial No. 4142 only. Also see page 89 for special parts used only on 50" tread Model.


ITEM	PART NUMBER	QUANTITY		DESCRIPTION	PACKAGE OR KIT NUMBER
		*	**		
1	045052	2	-	CASE, gear - inner half	
2	035236	24	-	CAPSCREW, hex-hd., 1/2"NC x 1-3/4"	
	904208	24	-	LOCKWASHER, 1/2"	
3	AM-8801	10	-	CAPSCREW, hex-hd., 1/2"NC x 2"	
	904208	10	-	LOCKWASHER, 1/2"	
4	045032	2	2	GASKET, final drive to transmission case	
5	046439	2	2	TROUGH, oil (Used on tractors after #895)	
6	013044	4	4	CAPSCREW (drilled hex-hd., 3/8"NC x 7/8"	
	023633	2	2	WIRE, locking (1/16" x 12")	
7	035250	4	4	PLUG, oil filler and drain	
8	035249	4	4	GASKET, oil filler and drain plug	
9	901653	2	2	PLUG, pipe, square head, 3/8"NPT (oil level)	
10	045051	2	2	CASE, gear - outer half (Used on tractors prior to #2942)	
	030570	2	2	CASE, gear - outer half (Used on tractors after #2941)	
11	013058	8	8	CAPSCREW, hex-hd., 3/8"NC x 1-1/4"	
	904206	8	8	LOCKWASHER, 3/8"	
12	U-3188	12	-	CAPSCREW, hex-hd., 3/8"NF x 1-1/2"	
	046419	-	14	CAPSCREW, hex-hd., 3/8"NF x 2"	
	035336	14	12	CAPSCREW, hex-hd., 3/8"NF x 1-3/4"	
	911041	26	26	NUT, hex, 3/8"NF	
13	904206	26	26	LOCKWASHER, 3/8"	
	013058	4	-	CAPSCREW, hex head, 3/8"NC x 1-1/4"	
	035336	-	4	CAPSCREW, hex-hd., 3/8"NF x 1-3/4"	
	911041	-	4	NUT, hex, 3/8"NF	
	904206	4	4	LOCKWASHER, 3/8"	
14	045031	2	2	GASKET, gear case	
15	046361	2	2	GUARD, sprocket - lower (Used on tractors after #746)	
16	045025	2	2	DRUM, brake	
17	045050	2	2	NUT	
18	045379	2	2	LOCKWASHER	
19	035705	2	2	KEY, brake drum	
NOTE: Items 20 thru 34 were used only on tractors prior to serial No. 2942.					
20	045024	2	-	PINION (12 teeth, 8-3/8" long)	
21	046446	2	2	DEFLECTOR, oil, pinion inner bearing	
22	042863	4	4	CONE ASSEMBLY, pinion roller bearing	
23	042862	4	4	CUP, pinion roller bearing	
24	045043	2	2	PIN, end washer locking	
25	045446	4	4	SHIM, adjusting, pinion bearing (.005" thick. Use as required)	
	045445	30	30	SHIM, adjusting, pinion bearing (.010" thick. Use as required)	
26	045042	2	2	WASHER, retaining, pinion outer bearing	
27	045036	2	2	BOLT (thin hex-hd., 7/8"NF x 1-1/2")	
28	045040	2	2	LOCKWASHER	
29	045092	2	2	CAGE, pinion inner bearing (Not used on 50" tread Model after tractor #237)	
	035244	-	8	CAPSCREW, hex-hd., 3/8"NC x 3/4"	
	904206	-	8	LOCKWASHER, 3/8"	
30	045026	2	2	CAGE, oil return (When replaced on tractors prior to #896 also order item 21 and discard item 32)	
31	028271	8	8	CAPSCREW, hex-hd., 3/8"NC x 1-3/4"	
	904206	8	8	LOCKWASHER, 3/8"	
32	045474	2	2	SEAL, cork, oil return cage (Used only on tractors prior to #896)	

(Continued)

FINAL DRIVE (Continued)  
(See Plate 1772)

ITEM	PART NUMBER	QUANTITY		DESCRIPTION	PACKAGE OR KIT NUMBER
		*	**		
				* 40" tread Model	
				** 50" tread Model	
33	045477	2	2	COVER, pinion outer bearing	
34	035439	8	8	CAPSCREW, hex-hd., 3/8"NC x 1"	
	904206	8	8	LOCKWASHER, 3/8"	
NOTE: Items 35 thru 42 were used only on tractors after serial No. 2941.					
35	030826	2	-	PINION (12 teeth, 8-3/8" long)	
36	030563	2	2	DEFLECTOR, oil, pinion inner bearing	
37	042835	4	4	BEARING, ball, drive pinion	
38	030564	4	4	BAFFLE, oil, pinion bearings	
39	030130	2	-	CAGE, pinion inner bearing	
40	013058	8	-	CAPSCREW, hex-hd., 3/8"NC x 1-1/4"	
	904206	8	-	LOCKWASHER, 3/8"	
41	030263	2	2	COVER, pinion outer bearing	
42	035439	8	8	CAPSCREW, hex-hd., 3/8"NC x 1"	
	904206	8	8	LOCKWASHER, 3/8"	
43	045030	4	4	GASKET, bearing cover	
44	045046	2	2	GASKET, pinion inner bearing cage (4 used on 40" tread tractors prior to #2942)	
45	045476	2	2	GEAR AND SHAFT (58 teeth)	
46	042884	2	2	CONE ASSEMBLY, gear shaft inner bearing	
47	U-2584	2	2	CUP, gear shaft inner bearing	
48	045044	2	2	WASHER, retaining, gear shaft inner bearing	
49	045034	2	2	NUT (hex, slotted, 1-1/4" thread)	
50	910148	2	2	PIN, cotter, 7/32" x 2"	
51	045028	2	2	COVER, gear shaft inner bearing (Not used on 50" tread tractors prior to #238)	
52	013044	8	8	CAPSCREW (drilled hex-hd., 3/8"NC x 7/8")	
	023633	4	4	WIRE, locking (1/16" x 12")	
53	042874	2	2	CONE ASSEMBLY, gear shaft outer bearing	
54	042898	2	2	CUP, gear shaft outer bearing	
55	045033	2	2	SPACER, sprocket packing	
56	045047	6	6	PACKING, track sprocket - outer (See NOTE below)	
57	045048	4	4	PACKING, track sprocket - inner (See NOTE below)	
58	045023	2	2	PLATE, pressure, track sprocket packing	
59	901288	6	6	SETSCREW, square head, cup point, 1/2"NC x 2"	
	911028	6	6	NUT, hex, 1/2"NC	
60	045045	2	2	PLATE, packing retaining	
61	070192	6	6	CAPSCREW, flat head, 3/8"NC x 1-1/8"	
62	045021	2	2	RETAINER, sprocket packing	
63	045022	2	2	GUARD, dirt, track sprocket packing	
	U-3188	10	10	CAPSCREW, hex-hd., 3/8"NC x 1-1/2"	} Tractors prior to #26
	904206	10	10	LOCKWASHER, 3/8"	
64	045575	2	2	RING, dirt guard stiffening (Tractors after #25)	
65	036039	10	10	CAPSCREW, hex-hd., 3/8"NF x 1-3/8"	
	904206	10	10	LOCKWASHER, 3/8"	
66	045020	2	2	SPROCKET, track	
67	036589	2	2	NUT (hex, 1-3/4" thread)	
68	045041	2	2	LOCKWASHER	
69	045038	2	2	KEY, track sprocket (5/8" x 5/8" x 4-3/8")	
70	045581	2	2	STOP, oil, track sprocket keyway (felt)	
71	910260	2	2	FITTING, lubricating, straight, 1/8"NPT (Used on tractors after #896)	

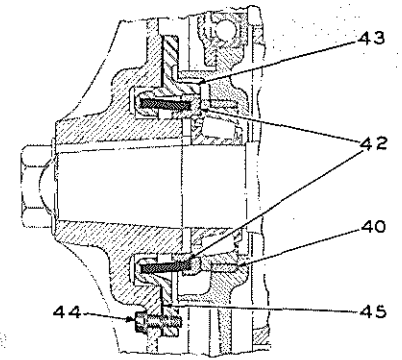
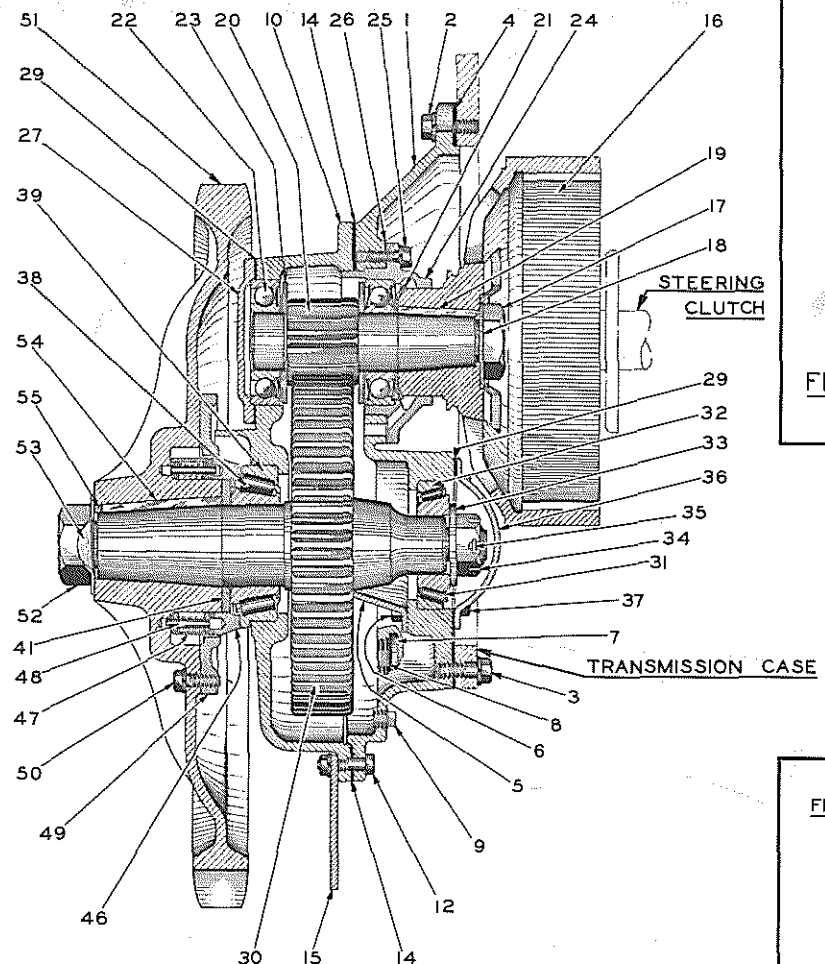
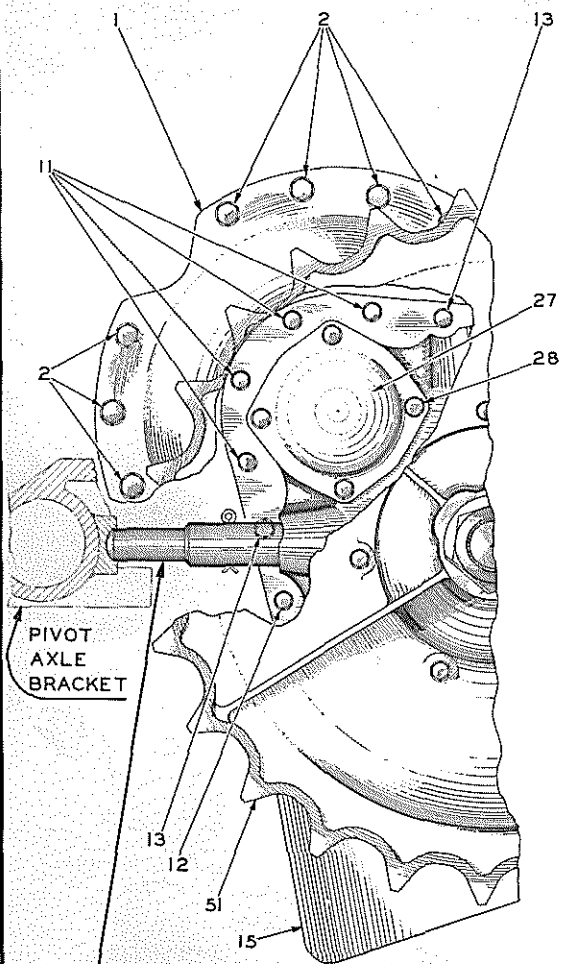
NOTE: An improved type Seal Arrangement has been made available for installation on tractors on which the packing type seal has proven unsatisfactory. Order CHANGEOVER KIT 033144 which provides sufficient material for one tractor. Also see Service Bulletin S-105.



75401 19-1531

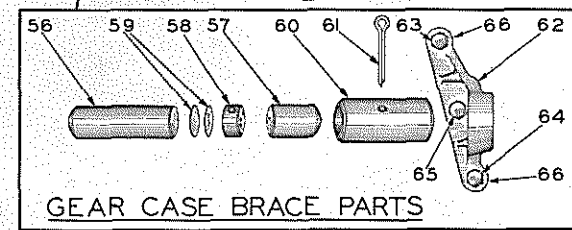
SIDE VIEW

REAR VIEW



FIRST TYPE SEAL ARRANGEMENT  
(TRACTORS PRIOR TO NO. 1256)

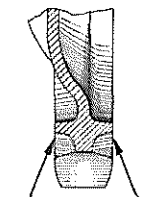
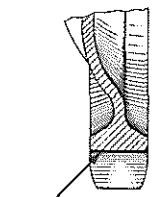
18



USED ON TRACTORS AFTER SERIAL NO. 4141

FLAT TOOTH-BASE

SKELETON TOOTH-BASE



TOOTH NOT RELIEVED  
(FLAT FACE)

TOOTH RELIEVED

TRACK SPROCKET DATA

PLATE 1774 — FINAL DRIVE (SECOND TYPE)



FINAL DRIVE  
(See Plate 1774)

USAGE: Tractors after serial No. 4141. Also see page 89 for special parts used only on 50" tread model.

ITEM	PART NUMBER	QUANTITY		DESCRIPTION	PACKAGE OR KIT NUMBER
		*	**		
1	045052	2	-	CASE, gear - inner half	
2	035236	24	-	CAPSCREW, hex-hd., 1/2"NC x 1-3/4"	
	904208	24	-	LOCKWASHER, 1/2"	
3	AM-8801	10	-	CAPSCREW, hex-hd., 1/2"NC x 2"	
	904208	10	-	LOCKWASHER, 1/2"	
4	045032	2	2	GASKET, final drive to transmission case	
5	046439	2	2	TROUGH, oil	
6	013044	4	4	CAPSCREW (drilled, hex-hd., 3/8"NC x 7/8"	
	023633	2	2	WIRE, locking (1/16" x 12")	
7	035250	4	4	PLUG, oil filler and drain	
8	035249	4	4	GASKET, oil filler and drain plug	
9	901653	2	2	PLUG, pipe, square head, 3/8"NPT (oil level)	
10	032121	2	2	CASE, gear - outer half	
11	013058	8	8	CAPSCREW, hex head, 3/8"NC x 1-1/4"	
	904206	8	8	LOCKWASHER, 3/8"	
12	U-3188	12	-	CAPSCREW, hex head, 3/8"NF x 1-1/2"	
	046419	-	14	CAPSCREW, hex-hd., 3/8"NF x 2"	
	035336	14	12	CAPSCREW, hex-hd., 3/8"NF x 1-3/4"	
	911041	26	26	NUT, hex, 3/8"NF	
13	904206	26	26	LOCKWASHER, 3/8"	
	013058	4	-	CAPSCREW, hex-hd., 3/8"NC x 1-1/4"	
	035336	-	4	CAPSCREW, hex-hd., 3/8"NF x 1-3/4"	
	911041	-	4	NUT, hex, 3/8"NF	
	904206	4	4	LOCKWASHER, 3/8"	
14	045031	2	2	GASKET, gear case	
15	046361	2	2	GUARD, sprocket - lower	
16	045025	2	2	DRUM, brake	
17	045050	2	2	NUT	
18	045379	2	2	LOCKWASHER	
19	035705	2	2	KEY, brake drum	
20	030826	2	-	PINION (12 teeth, 8-3/8" long)	
21	030563	2	2	DEFLECTOR, oil, pinion inner bearing	
22	042835	4	4	BEARING, ball, drive pinion	
23	030564	4	4	BAFFLE, oil, pinion bearings	
24	030130	2	-	CAGE, pinion inner bearing	
25	013058	8	-	CAPSCREW, hex-hd., 3/8"NC x 1-1/4"	
	904206	8	-	LOCKWASHER, 3/8"	
26	045046	2	-	GASKET, pinion inner bearing cage	
27	030263	2	2	COVER, pinion outer bearing	
28	035439	8	8	CAPSCREW, hex-hd., 3/8"NC x 1"	
	904206	8	8	LOCKWASHER, 3/8"	
29	045030	4	4	GASKET, bearing cover	
30	045476	2	2	GEAR AND SHAFT (58 teeth)	
31	042884	2	2	CONE ASSEMBLY, gear shaft inner bearing	
32	U-2584	2	2	CUP, gear shaft inner bearing	
33	045044	2	2	WASHER, retaining, gear shaft inner bearing	
34	045034	2	2	NUT (hex, slotted, 1-1/4" thread)	
35	910148	2	2	PIN, cotter, 7/32" x 2"	
36	045028	2	2	COVER, gear shaft inner bearing	
37	013044	8	8	CAPSCREW (drilled hex-hd., 3/8"NC x 7/8")	
	023633	4	4	WIRE, locking (1/16" x 12") (Used prior to #12561)	
	904206	8	8	LOCKWASHER, 3/8" (Used after #12560)	

(Continued)

FINAL DRIVE (Continued)  
(See Plate 1774)

ITEM	PART NUMBER	QUANTITY		DESCRIPTION	PACKAGE OR KIT NUMBER
		*	**		
				* 40" tread Model	
				** 50" tread Model	
38	042874	2	2	CONE ASSEMBLY, gear shaft outer bearing.....	033144
39	043635	2	2	CUP, gear shaft outer bearing.....	033144
40	031781	2	2	SPACER, gear shaft outer bearing (Used on tractors prior to approx. #5342).....	033144
41	032006	2	2	PLATE, spacing, gear shaft outer bearing.....	033144
				NOTE: Items 42 thru 45 comprise the FIRST TYPE SEAL and were used on tractors prior to #12561 only	
42	043448	2	2	SEAL ASSEMBLY (1 RING and 1 BOOT) (Also see item 67).....	033144
43	031782	2	2	RETAINER, gear shaft seal.....	033144
44	013058	10	10	CAPSCREW, hex-hd., 3/8"NC x 1-1/4".....	033144
	904206	10	10	LOCKWASHER, 3/8"	
45	031777	2	2	GASKET, gear shaft seal retainer.....	033144
				NOTE: Items 46 thru 50 comprise the SECOND TYPE SEAL and were used only on tractors after #12560. Can also be installed on tractors #4142 thru #12560 by replacing track SPROCKET 034876 with SPROCKET 044871 or 044261.	
46	044545	2	2	RING, gear shaft seal	
47	043282	2	2	BOOT, gear shaft seal	
48	044544	2	2	DRIVE ASSEMBLY, gear shaft seal (1-PLATE, 1 WASHER, 6 PINS, 6 SPRINGS. Serviced only as a unit)	
49	044546	2	2	GUARD, gear shaft seal	
50	013058	10	10	CAPSCREW, hex-hd., 3/8"NC x 1-1/4"	
	904206	10	10	LOCKWASHER, 3/8"	
51	034876	2	2	SPROCKET, track (Skeleton tooth-base)(Used on tractors prior to #12561 only)	
	044871	2	2	SPROCKET, track (Skeleton tooth-base) (Service replacement for SPROCKET 034876. Can be used with SECOND TYPE SEAL)	
	044261	2	2	SPROCKET, track (Flat tooth-base) (Service replacement for SPROCKET 034876. Can be used with SECOND TYPE SEAL)	
	044155	2	2	SPROCKET, track (Standard. Flat tooth-base) (Used on tractors after #12560)	
	044156	2	2	SPROCKET, track (Special. Skeleton tooth-base) (For tractors after #12560 only)	
52	036589	2	2	NUT (hex, 1-3/4" thread)	
53	045041	2	2	LOCKWASHER	
54	032374	2	2	KEY, track sprocket (5/8" x 5/8" x 4-1/8")	
55	045581	2	2	STOP, oil, track sprocket keyway	
				NOTE: Items 56 thru 66 were used only on tractors after #11572 altho these parts can be installed on prior machines also. See BRACE KIT 043551 and Service Bulletin S-258.	
56	043500	2	2	PIN, gear case bracing - front.....	043551
57	043499	2	2	PIN, gear case bracing - rear.....	043551
58	043501	2	2	SPACER, gear case bracing pins.....	043551
59	043622	2	2	SHIM, gear case bracing pins (1/16" thick. Use as required).....	043551
	043502	20	20	SHIM, gear case bracing pins (.010" thick. Use as required).....	
60	043503	2	2	SLEEVE, gear case bracing pins.....	043551
61	901344	2	2	PIN, cotter, 1/4" x 2".....	043551
				NOTE: Items 62 thru 66 were used only on tractors #11573 thru approx. #11905.	
62	043541	1	1	SOCKET, gear case rear bracing pin - left.....	043551
	043542	1	1	SOCKET, gear case rear bracing pin - right.....	
63	028271	2	2	CAPSCREW, hex-hd., 3/8"NC x 1-3/4".....	043551
	904206	2	2	LOCKWASHER, 3/8"	
64	046419	2	-	CAPSCREW, hex-hd., 3/8"NF x 2".....	043551
	045174	-	2	CAPSCREW, hex-hd., 3/8"NF x 2-1/2".....	
	904206	2	2	LOCKWASHER, 3/8"	
	911041	-	2	NUT, hex, 3/8"NF	

(continued)

FINAL DRIVE (Continued)  
(See Plate 1774)

<u>ITEM</u>	<u>PART NUMBER</u>	<u>QUANTITY</u>		<u>DESCRIPTION</u>	<u>PACKAGE OR KIT NUMBER</u>
		<u>*</u>	<u>**</u>		
				* 40" Tread Model	
				** 50" Tread Model	
65	028271	2	-	CAPSCREW, hex-hd., 3/8"NC x 1-3/4".....	043551
	045174	-	2	CAPSCREW, hex-hd., 3/8"NF x 2-1/2".....	043551
	904206	2	2	LOCKWASHER, 3/8"	
	911041	-	2	NUT, hex, 3/8"NF	
66	043585	6	6	WASHER, spacing, rear bracing pin socket.....	043551
67	033288	-	-	CEMENT, neoprene (1/2 pint can)	} Used to cement seal boots
68	054890	-	-	SOLVENT, neoprene cement (1/2 pint can)	

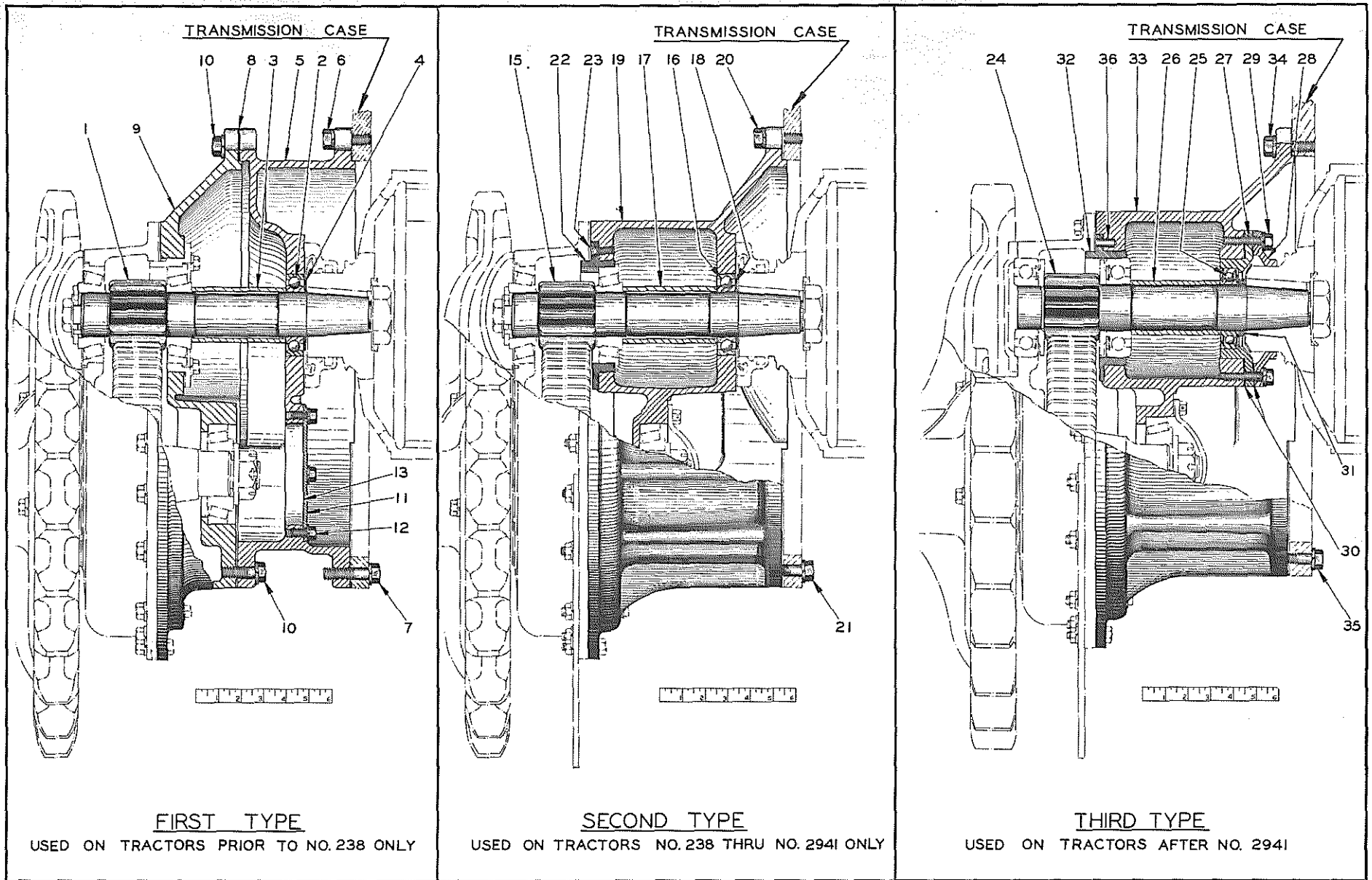


PLATE 1773—SPECIAL FINAL DRIVE PARTS FOR 50" TREAD MODEL

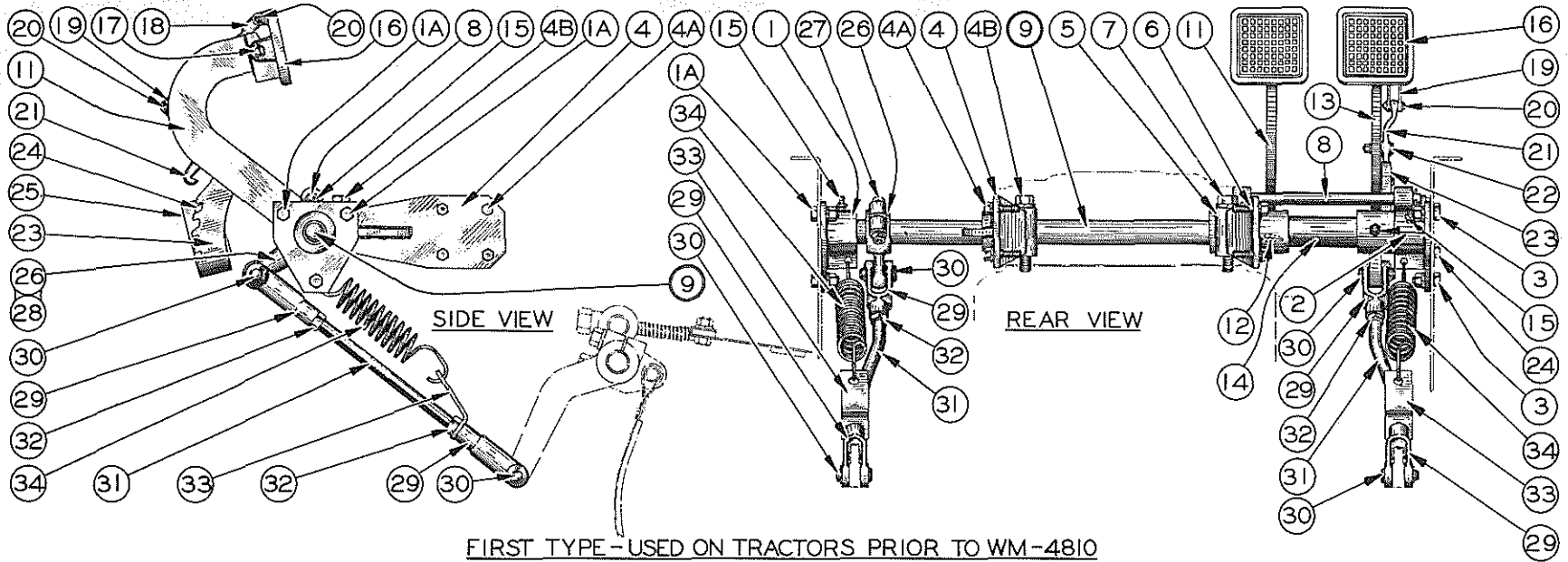
SPECIAL FINAL DRIVE PARTS FOR 50" TREAD MODEL

(See Plate 1773)

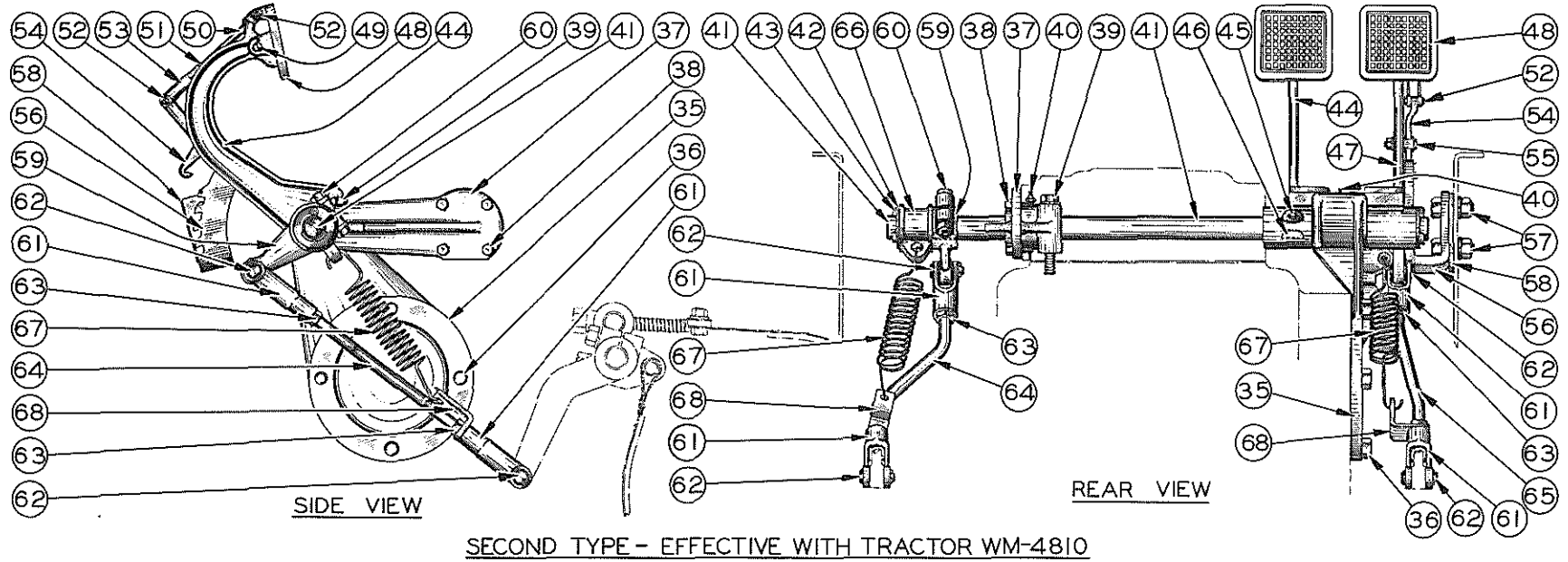
NOTE: See preceding pages for parts common to both 40" tread and 50" tread Models.

ITEM	PART NUMBER	QTY.	DESCRIPTION	PACKAGE OR KIT NUMBER
			FIRST TYPE - Used on tractors prior to #238	
1	045528	2	PINION (12 teeth, 13-3/8" long)	
2	042833	2	BEARING, ball, pinion shaft - inner	
3	045526	2	SPACER, pinion shaft inner bearing	
4	045527	2	WASHER, pinion shaft inner bearing	
5	045677	1	SPACER - left (Not serviced. See NOTE below)	
	045678	1	SPACER - right (Not serviced. See NOTE below)	
6	035236	24	CAPSCREW, hex-hd., 1/2"NC x 1-3/4"	
	904208	24	LOCKWASHER, 1/2"	
7	AM-8801	10	CAPSCREW, hex-hd., 1/2"NC x 2"	
	904208	10	LOCKWASHER, 1/2"	
			NOTE: As a replacement for either SPACER 045677 or 045678 use 1 CASE 045654, 1 RETAINER 045843, 4 CAPSCREW 070192, 1 COVER 045028, 1 GASKET 045030 and 15 CAPSCREW 035336)	
8	045032	2	GASKET, gear case to spacer	
9	045667	1	CASE, inner half - left	
	045668	1	CASE, inner half - right	
10	035190	28	CAPSCREW, hex-hd., 1/2"NC x 1-1/2"	
	904208	29	LOCKWASHER, 1/2"	
11	045670	2	PLATE, cover (5-1/4" diam.) (Used prior to tractor #42)	
	045734	2	PLATE, cover (5-3/4" diam.) (Used after tractor #41)	
12	035244	8	CAPSCREW, hex-hd., 3/8"NC x 3/4"	
	904206	8	LOCKWASHER, 3/8"	
13	045669	2	GASKET, cover plate (5-1/4" diam.) (Used prior to tractor #42)	
	045733	2	GASKET, cover plate (5-3/4" diam.) (Used after tractor #41)	
			SECOND TYPE - Used on tractors #238 thru #2941	
15	045528	2	PINION (12 teeth, 13-3/8" long)	
16	042833	2	BEARING, ball, pinion shaft - inner	
17	045526	2	SPACER, pinion shaft inner bearing	
18	045527	2	WASHER, pinion shaft inner bearing	
19	045654	2	CASE, gear - inner half .	
20	035236	24	CAPSCREW, hex-hd., 1/2"NC x 1-3/4"	
	904208	24	LOCKWASHER, 1/2"	
21	AM-8801	10	CAPSCREW, hex-hd., 1/2"NC x 2"	
	904208	10	LOCKWASHER, 1/2"	
22	045843	2	RETAINER, pinion shaft center bearing	
23	070192	8	CAPSCREW, flat head, 3/8"NC x 1-1/8"	
			THIRD TYPE - Used on tractors after #2941	
24	030824	2	PINION (12 teeth, 13-3/8" long)	
25	042833	2	BEARING, ball, pinion shaft - inner	
26	030561	2	SPACER, pinion shaft inner bearing	
27	030562	2	CAGE, pinion shaft inner bearing	
28	030825	2	CAGE, oil return	
29	028271	8	CAPSCREW, hex-hd., 3/8"NC x 1-3/4"	
	904206	8	LOCKWASHER, 3/8"	
30	045046	4	GASKET, pinion shaft inner bearing cage	
31	030560	2	SPACER, pinion shaft inner bearing	
32	030131	2	RETAINER, pinion shaft center bearing	

(Continued)



FIRST TYPE - USED ON TRACTORS PRIOR TO WM-4810



SECOND TYPE - EFFECTIVE WITH TRACTOR WM-4810

PLATE 1770—BRAKE CONTROLS (HOUGH LOADER MODEL)

SPECIAL FINAL DRIVE PARTS FOR 50" TREAD MODEL (Continued)  
(See Plate 1773)

<u>ITEM</u>	<u>PART NUMBER</u>	<u>QTY.</u>	<u>DESCRIPTION</u>	<u>PACKAGE OR KIT NUMBER</u>
33	030823	2	CASE ASSEMBLY, gear - inner half (Includes item 36)	
34	035236	24	CAPSCREW, hex-hd., 1/2"NC x 1-3/4"	
	904208	24	LOCKWASHER, 1/2"	
35	AM-8801	10	CAPSCREW, hex-hd., 1/2"NC x 2"	
	904208	10	LOCKWASHER, 1/2"	
36	070925	2	PIN, dowel, pinion shaft center bearing retainer	

BRAKE CONTROLS  
(See Plate 1770)

<u>ITEM</u>	<u>PART NUMBER</u>	<u>QTY.</u>	<u>DESCRIPTION</u>	<u>PACKAGE OR KIT NUMBER</u>
USAGE: For Hough-Loader Model only. Also see page 95				
FIRST TYPE - Used on tractors prior to serial No. 4810				
1	046641	1	BEARING, end, pedal shaft - left	
1A	036034	3	CAPSCREW, hex-hd., 3/8"NF x 1"	
	911041	3	NUT, hex, 3/8"NF	
	904206	3	LOCKWASHER, 3/8"	
2	046642	1	BEARING, end, pedal shaft - right	
3	036034	3	CAPSCREW, hex-hd., 3/8"NF x 1"	
	911041	3	NUT, hex, 3/8"NF	
	904206	3	LOCKWASHER, 3/8"	
4	046629	1	BEARING, intermediate, pedal shaft - left	
4A	037450	4	CAPSCREW, hex-hd., 5/16"NC x 1-1/4"	
	904205	4	LOCKWASHER, 5/16"	
4B	903782	1	CAPSCREW, hex-hd., 1/2"NC x 3-1/2"	
	904208	1	LOCKWASHER, 1/2"	
5	046630	1	BEARING, intermediate, pedal shaft - right	
6	037450	4	CAPSCREW, hex-hd., 5/16"NC x 1-1/4"	
	904205	4	LOCKWASHER, 5/16"	
7	903782	1	CAPSCREW, hex-hd., 1/2"NC x 3-1/2"	
	904208	1	LOCKWASHER, 1/2"	
8	046366	1	SHAFT, pedal stop	
	900806	1	PIN, cotter, 1/8" x 1"	
9	046365	1	SHAFT, pedal	
11	046639	1	LEVER, pedal - left	
12	036997	1	KEY, #13 woodruff, 3/16" x 1"	
13	046640	1	LEVER, pedal - right	
14	046367	1	SPACER, pedal	
15	910260	5	FITTING, lubricating, straight, 1/8"NPT	
16	035938	2	PAD, pedal	
17	035934	2	PIN, pedal pad	
	900942	2	PIN, cotter, 3/32" x 5/8"	
18	046669	1	ROD, locking pawl	
	911040	1	NUT, hex, 1/4"NF	
19	206066	1	YOKE, pawl rod	
20	033068	2	PIN, pawl rod yoke	
	911063	2	PIN, cotter, 1/16" x 7/16"	
21	035939	1	PAWL, brake locking	
22	035948	1	PIN, brake locking pawl	
	911040	1	NUT, hex, 1/4"NF	
	904204	1	LOCKWASHER, 1/4"	

(Continued)

BRAKE CONTROLS (Continued)  
(See Plate 1770)

<u>ITEM</u>	<u>PART NUMBER</u>	<u>QTY.</u>	<u>DESCRIPTION</u>	<u>PACKAGE OR KIT NUMBER</u>
23	070637	1	QUADRANT, brake locking	
24	012992	2	CAPSCREW, hex-hd., 3/8"NF x 1-1/4"	
	911041	2	NUT, hex, 3/8"NF	
	904206	2	LOCKWASHER, 3/8"	
25	046645	-	FILLER (Use as required between QUADRANT and FENDER)	
26	038516	1	LEVER, brake shaft	
27	046419	1	CAPSCREW, hex-hd., 3/8"NF x 2"	
	911041	1	NUT, hex, 3/8"NF	
	904206	1	LOCKWASHER, 3/8"	
28	036997	1	KEY, #13 woodruff, 3/16" x 1"	
29	033058	4	YOKE, brake rod	
30	033072	4	PIN, brake rod yoke	
	910967	4	PIN, cotter, 1/8" x 7/8"	
31	046368	2	ROD, brake	
32	911043	4	NUT, hex, 1/2"NF	
33	046618	2	ANCHOR, brake rod spring	
34	070343	2	SPRING, brake rod	
SECOND TYPE - Used on tractors after serial No. 4809				
35	032017	1	BEARING, pedal shaft - right	
36	035190	4	CAPSCREW, hex-hd., 1/2"NC x 1-1/2"	
	904208	4	LOCKWASHER, 1/2"	
37	032016	1	BEARING, pedal shaft - left	
38	037450	4	CAPSCREW, hex-hd., 5/16"NC x 1-1/4"	
	904205	4	LOCKWASHER, 5/16"	
39	903782	1	CAPSCREW, hex-hd., 1/2"NC x 3-1/2"	
	904208	1	LOCKWASHER, 1/2"	
40	910260	3	FITTING, lubricating, straight, 1/8"NPT	
41	032014	1	SHAFT, pedal	
42	035467	2	WASHER, pedal shaft	
43	900811	2	PIN, cotter, 3/16" x 1-1/2"	
44	032018	1	LEVER, pedal - left	
45	903093	1	SETScrew, headless, cup point, 3/8"NC x 5/8"	
46	036997	2	KEY, #13 woodruff, 3/16" x 1"	
47	032019	1	LEVER, pedal - right	
48	035938	2	PAD, pedal	
49	035934	2	PIN, pedal pad	
	900942	2	PIN, cotter, 3/32" x 5/8"	
50	046669	1	ROD, locking pawl	
51	911040	1	NUT, hex, 1/4"NF	
52	033068	2	PIN, pawl rod yoke	
	911063	2	PIN, cotter, 1/16" x 7/16"	
53	206066	1	YOKE, pawl rod	
54	035939	1	PAWL, brake locking	
55	035948	1	PIN, brake locking pawl	
	911040	1	NUT, hex, 1/4"NF	
	904204	1	LOCKWASHER, 1/4"	
56	070637	1	QUADRANT, brake locking	
57	012992	2	CAPSCREW, hex-hd., 3/8"NF x 1-1/4"	
	911041	2	NUT, hex, 3/8"NF	
	904206	2	LOCKWASHER, 3/8"	
58	046645	-	FILLER (Use as required between QUADRANT and FENDER)	

(Continued)



BRAKE CONTROLS (Continued)  
(See Plate 1770)

<u>ITEM</u>	<u>PART NUMBER</u>	<u>QTY.</u>	<u>DESCRIPTION</u>	<u>PACKAGE OR KIT NUMBER</u>
59	038516	1	LEVER, brake shaft	
60	046419	1	CAPSCREW, hex-hd., 3/8"NF x 2"	
	911041	1	NUT, hex, 3/8"NF	
	904206	1	LOCKWASHER, 3/8"	
61	033058	4	YOKE, brake rod	
62	033072	4	PIN, brake rod yoke	
	910967	4	PIN, cotter, 1/8" x 7/8"	
63	911043	4	NUT, hex, 1/2"NF	
64	032015	1	ROD, brake - left	
65	046368	1	ROD, brake - right	
66	070685	1	SPACER, left brake rod spring attaching	
67	070343	2	SPRING, brake rod	
68	032013	2	ANCHOR, brake rod spring	

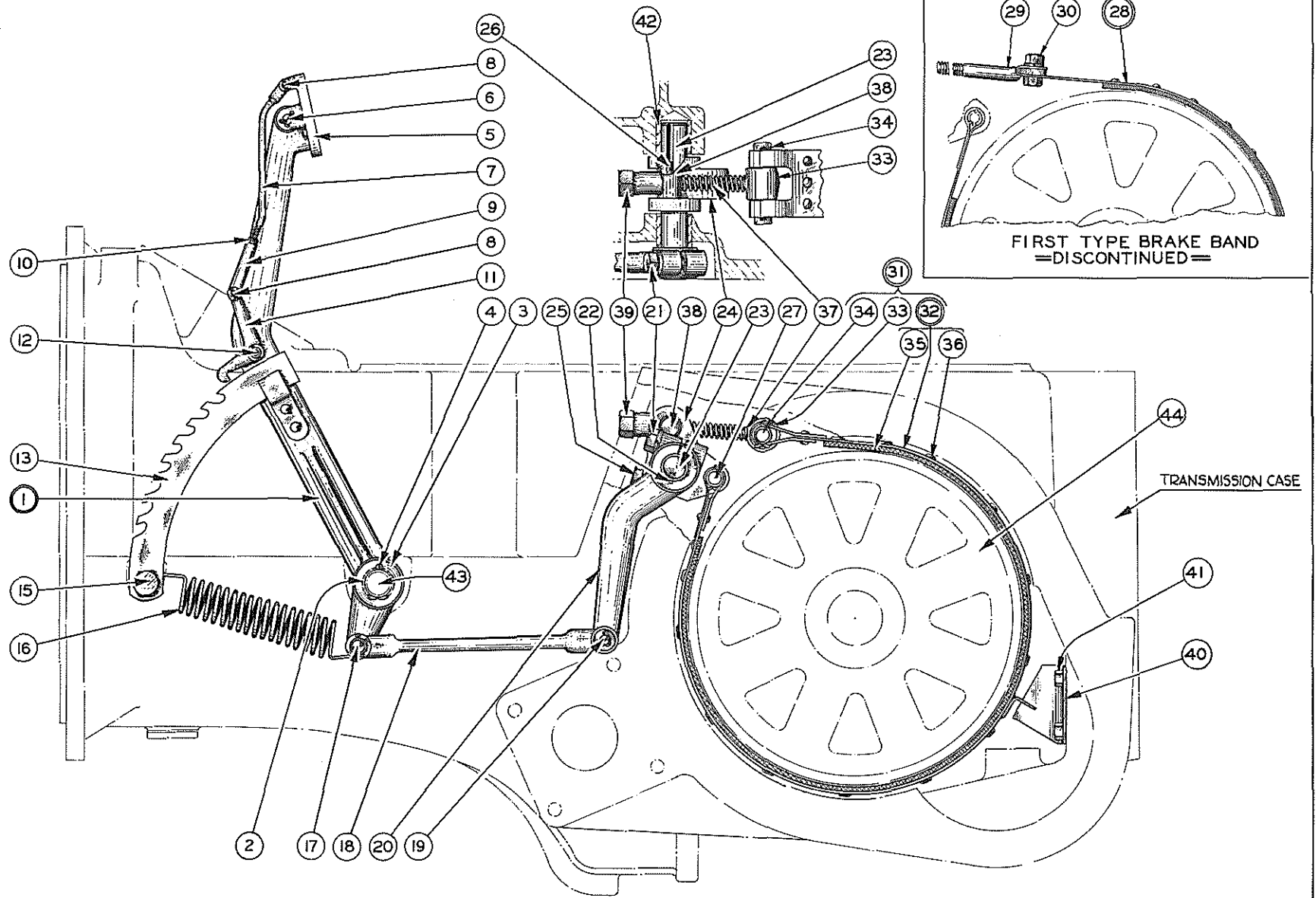


PLATE 1769- BRAKE

BRAKES  
(See Plate 1769)

NOTE: Also see pages 91 and 161 for special parts used on Hough-Loader and Orchard Models.

<u>ITEM</u>	<u>PART NUMBER</u>	<u>QTY.</u>	<u>DESCRIPTION</u>	<u>PACKAGE OR KIT NUMBER</u>
1	045219	2	LEVER ASSEMBLY, pedal (Includes item 2) (Service in pairs when for tractors prior to #26 and also order 2 RODS 045684)	
2	036723	2	BUSHING, pedal lever (bronze)	
3	035467	2	WASHER, pedal lever retaining	
4	910259	2	PIN, cotter, 5/32" x 1-3/4"	
5	035938	2	PAD, pedal	
6	035934	2	PIN, pedal pad	
	900942	2	PIN, cotter, 3/32" x 5/8"	
7	045117	2	ROD, locking pawl (5-1/4" long) (Used on tractors prior to #26)	
	045684	2	*ROD, locking pawl (7" long) (Used on tractors after #25)	
8	033068	4	*PIN, rod yoke	
	911063	4	*PIN, cotter, 1/16" x 7/16"	
9	206066	2	*YOKE, pawl rod	
10	911040	2	*NUT, hex, 1/4"NF	
11	035940	2	*PAWL, locking	
12	035948	2	*PIN, pawl pivot	
	911040	2	*NUT, hex, 1/4"NF	
	904204	2	*LOCKWASHER, 1/4"	
13	-----	1	STOP, pedal lever (no notches) (Used on right pedal lever only on tractors #142 thru #8341. Order RATCHET 045212)	
	045212	2	*RATCHET, pedal lever (notched)	
15	035190	2	CAPSCREW, hex-hd., 1/2"NC x 1-1/2"	
	904208	2	LOCKWASHER, 1/2"	
	910244	2	WASHER, plain, SAE std., 1/2"	
	045276	2	SPACER (3/4" diam.)	
* Tractors #142 thru #8341 used but half the quantities indicated since on these tractors the parts were installed on the left hand pedal lever only.				
16	070343	2	SPRING, pedal lever	
17	035935	2	PIN, brake rod - front	
	910244	2	WASHER, plain, SAE std., 1/2"	
	900806	2	PIN, cotter, 1/8" x 1"	
18	045217	2	ROD, brake	
19	033072	2	PIN, brake rod - rear	
	910967	2	PIN, cotter, 1/8" x 7/8"	
20	045214	2	LEVER, brake shaft	
21	AM-8801	2	CAPSCREW, hex-hd., 1/2"NC x 2"	
	904208	2	LOCKWASHER, 1/2"	
22	036997	2	KEY, #13 woodruff, 3/16" x 1"	
23	045213	2	SHAFT, brake	
24	037002	2	BELLCRANK	
25	028979	2	CAPSCREW, hex-hd., 1/2"NC x 2-1/2"	
	904208	2	LOCKWASHER, 1/2"	
26	045460	2	KEY, bellcrank (3/16" x 3/16" x 2")	
27	045278	2	PIN, brake band	
	900806	4	PIN, cotter, 1/8" x 1"	
NOTE: Items 28 thru 30 were used on tractors prior to #12320 only.				
28	-----	2	BAND ASSEMBLY (Includes items 35 and 36) (Order item 31)	
29	037294	2	END, band adjustment	
30	036034	4	CAPSCREW, hex-hd., 3/8"NF x 1"	
	911041	4	NUT, hex, 3/8"NF	
	904206	4	LOCKWASHER, 3/8"	

BRAKES (Continued)  
(See Plate 1769)

<u>ITEM</u>	<u>PART NUMBER</u>	<u>QTY.</u>	<u>DESCRIPTION</u>	<u>PACKAGE OR KIT NUMBER</u>
NOTE: Items 31 thru 34 were used as original equipment on tractors after #12319 only.				
31	044468	2	BAND ASSEMBLY (Consists of items 32 thru 34)	
32	044756	2	BAND WITH LINING (Includes items 35 and 36)	
33	044755	2	BOLT, eye, band adjustment	
34	045278	2	PIN, band hinge	
	900806	4	PIN, cotter, 1/8" x 1"	
35	045261	2	LINING, brake band	
36	911096	48	RIVET, tubular, brass, 3/16" x 1/4" (56 required on tractors prior to #12320)	
37	035337	2	SPRING, band adjustment	
38	035335	2	PIN, swivel	
39	037053	2	NUT, band adjustment	
NOTE: Items 40 and 41 were used on tractors after #8923 only.				
40	034791	1	GUIDE, brake band - left	
	034792	1	GUIDE, brake band - right	
41	U-3188	4	CAPSCREW, hex-hd., 3/8"NC x 1-1/2"	
	911041	4	NUT, hex, 3/8"NF	
	904206	4	LOCKWASHER, 3/8"	
42	-----	4	BUSHING, brake shaft (See TRANSMISSION CASE AND COVERS)	
43	-----	2	PIN, pedal lever (See TRANSMISSION CASE AND COVERS)	
44	-----	2	DRUM, brake (See FINAL DRIVE)	

CHASSIS

PAGE NUMBER

Cowl (Orchard) . . . . . 133

Drawbar . . . . . 109

Equalizing Spring . . . . . 99

Equalizing Spring Parts . . . . . 101

Fenders (See Side Fenders and Track Fenders). . . . .

Front Track Idlers. . . . . 115,117

Grousers. . . . . 127

Hood (Standard). . . . . 131

Hood (Orchard) . . . . . 133

Hood Side Plates (Standard). . . . . 131

Hood Side Plates (Orchard) . . . . . 133

Painting and Marking. . . . . 138

Seats (Standard and Hough-Loader) . . . . . 134,136

Seats (Orchard) . . . . . 155,157

Side Fenders (Standard) . . . . . 131

Side Fenders (Orchard). . . . . 129

Street Plates . . . . . 127

Throttle Control. . . . . 17,138,139

Tracks. . . . . 121,123,125

Track Fenders (Standard). . . . . 128

Track Fenders (Orchard) . . . . . 129

Track Release . . . . . 113

Track Supporting Rollers. . . . . 118,119

Transfers . . . . . 138

Truck Frame (Oscillating) . . . . . 103

Truck Frame (Rigid) . . . . . 107

Truck Wheels. . . . . 110,111,112

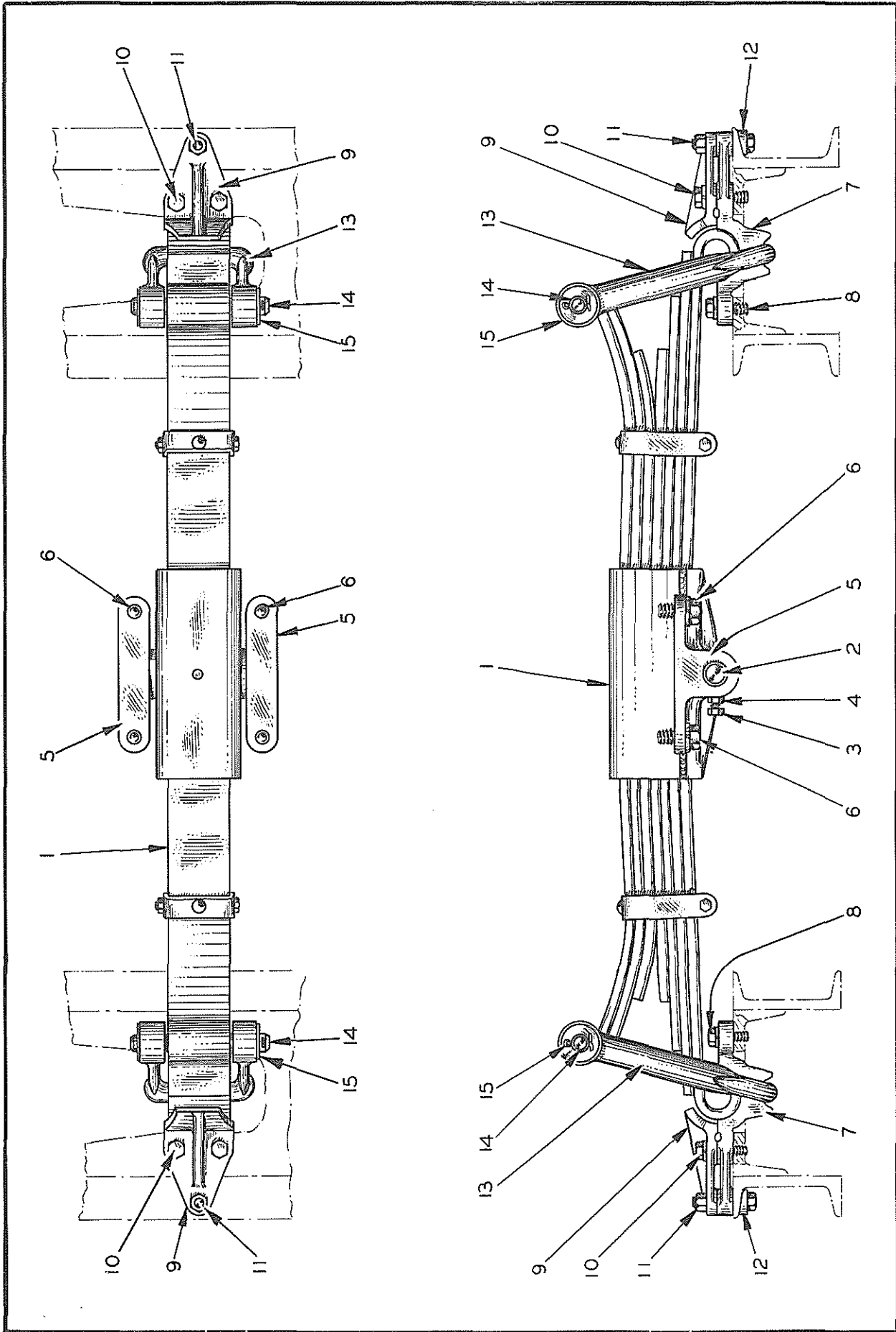


PLATE 1785—EQUALIZING SPRING

EQUALIZING SPRING  
(See Plate 1785)

USAGE: All tractors except Hough-Loader Model

\* 40" Tread Model  
\*\* 50" Tread Model

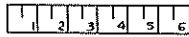
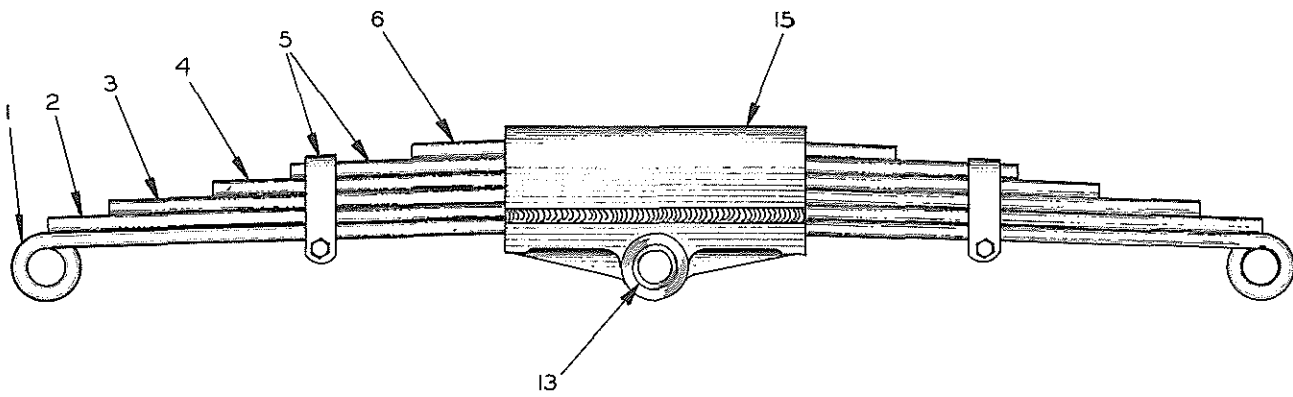
ITEM	PART NUMBER	QUANTITY		DESCRIPTION	PACKAGE OR KIT NUMBER
		*	**		
				NOTE: See page 101 for repair parts of equalizing spring assemblies.	
1	045151	1	-	SPRING ASSEMBLY (6-leaf type. 42" long) (Discontinued. Order SPRING ASSEMBLY 045414)	
	046175	1	-	SPRING ASSEMBLY (7-leaf type. 42" long) (Used on tractors #452 thru #1502. Order SPRING ASSEMBLY 045414)	
	045414	1	-	SPRING ASSEMBLY (7-leaf snubber-type. 42" long) (Used on tractors after #1502)	
	045553	-	1	SPRING ASSEMBLY (6-leaf type. 52" long) (Discontinued. Order SPRING ASSEMBLY 045428)	
	046172	-	1	SPRING ASSEMBLY (7-leaf type. 52" long) (Used on tractors #453 thru #1386. Order SPRING ASSEMBLY 045428)	
	045428	-	1	SPRING ASSEMBLY (7-leaf snubber-type. 52" long) (Used on tractors after #1386)	
2	045154	1	1	PIN, spring pivot	
3	035188	1	1	SETSCREW (hex-hd., taper point, 1/2"NC x 1-5/8"	
4	911035	1	1	NUT, hex, jam, 1/2"NC	
5	045158	2	2	BEARING, pivot pin (15/16" high) (Used on tractors prior to #2250Δ)	
	-----	2	2	BEARING, pivot pin (1-7/16" high. 5/8" bolt holes) (Used on tractors #2250Δ thru #7068†. Order BEARING 033176 with 2 CAPSCREWS 033291 and 2 LOCKWASHERS 904369. Requires retapping 5/8"NC holes in oil pan to 3/4"NC)	
	033176	2	2	BEARING, pivot pin (1-7/16" high. 3/4" bolt holes) (Used on tractors after #7068†)	
6	021797	4	4	CAPSCREW, hex-hd., 5/8"NC x 1-3/4"	} Tractors prior to #7069†
	904209	4	4	LOCKWASHER, 5/8"	
	033291	4	4	CAPSCREW, hex-hd., 3/4"NC x 1-3/4"	} Tractors after #7069†
	904369	4	4	LOCKWASHER, 3/4"	
7	045087	1	1	SOCKET, spring	
8	035073	4	4	CAPSCREW, hex-hd., 1/2"NF x 1-3/4"	} Tractors prior to #142
	911044	4	4	NUT, hex, 1/2"NF	
	035018	4	4	CAPSCREW, hex-hd., 1/2"NF x 1-1/2"	(Tractors after #141)
	904208	4	4	LOCKWASHER, 1/2"	
9	045156	2	2	CAP, spring socket (Used on 40" tread tractors prior to #1503 and on 50" tread tractors prior to #1387) (Not illustrated)	
	045422	2	2	CAP, spring socket (Used on 40" tread tractors after #1502 and on 50" tread tractors after #1386)	
10	035278	4	4	CAPSCREW, hex-hd., 1/2"NF x 2-3/4"	} Tractors prior to #142
	038234	4	4	NUT, hex, high, 1/2"NF	
	035067	4	4	CAPSCREW, hex-hd., 1/2"NF x 2"	} Tractors after #141
	904208	4	4	LOCKWASHER, 1/2"	
11	035278	2	2	CAPSCREW, hex-hd., 1/2"NF x 2-3/4"	
	038234	2	2	NUT, hex, high, 1/2"NF	
12	035540	2	2	WASHER, bevel (1/2")	
				NOTE: Items 13 thru 15 were used only on 40" tread tractors after serial No. 1502 and on 50" tread tractors after serial No. 1386.	
13	045423	2	2	SHACKLE, spring snubbing	
14	045424	2	2	PIN, spring snubbing shackle	
15	911116	4	4	WASHER, plain, SAE std., 7/8"	
	910320	2	2	PIN, cotter, 5/32" x 1-1/2" (Tractors prior to #10446)	
	900811	4	4	PIN, cotter, 3/16" x 1-1/2" (Tractors after #10445)	

Δ Including tractors serial No. 2256 thru 2277, 2294 thru 2299, 2331 and 2337.

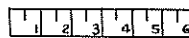
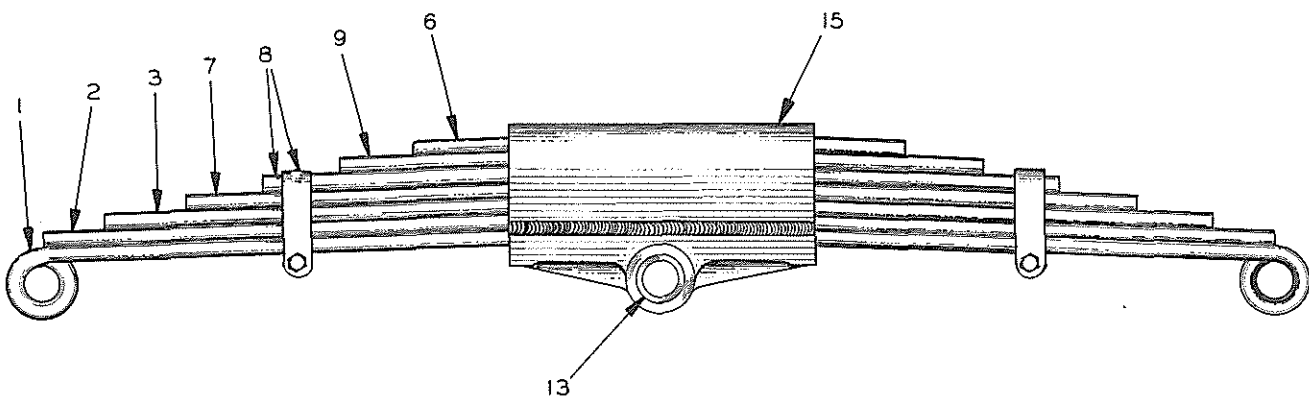
ΔΔ Excluding tractors serial No. 2256 thru 2277, 2294 thru 2299, 2331 and 2337.

† Excluding tractor serial No. 7004.

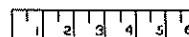
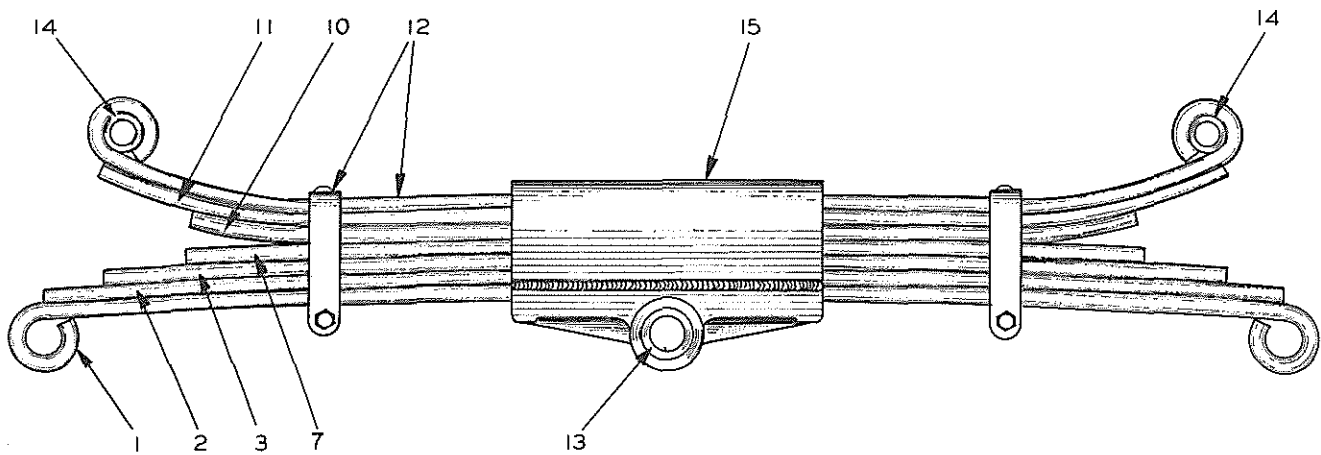
†† Including tractor serial No. 7004.



6-LEAF TYPE



7-LEAF TYPE



7-LEAF SNUBBER TYPE



EQUALIZING SPRING PARTS  
(See Plate 1786)

045151 SPRING ASSEMBLY  
045553 SPRING ASSEMBLY  
046175 SPRING ASSEMBLY  
046172 SPRING ASSEMBLY  
045414 SPRING ASSEMBLY  
045428 SPRING ASSEMBLY

See page 99

PACKAGE OR  
KIT NUMBER

ITEM	PART NUMBER	QUANTITY						DESCRIPTION		
		045151	045553	046175	046172	045414	045428			
1	046068	1	-	1	-	1	-	LEAF (42-1/4" long)		
	046169	-	1	-	1	-	1	LEAF (50" long)		
2	046067	1	-	1	-	1	-	LEAF (40" long)		
	046168	-	1	-	1	-	1	LEAF (50" long)		
3	046066	1	-	1	-	1	-	LEAF (36" long)		
	046167	-	1	-	1	-	1	LEAF (46" long)		
4	046065	1	-	-	-	-	-	LEAF (29-1/2" long)		
	046179	-	1	-	-	-	-	LEAF (39-1/2" long)		
5	046064	1	-	-	-	-	-	LEAF ASSEMBLY (22-3/4" long. Includes rebound CLIPS)		
	046176	-	1	-	-	-	-	LEAF ASSEMBLY (32-3/4" long. Includes rebound CLIPS)		
6	046063	1	-	1	-	-	-	LEAF (16" long)		
	046163	-	1	-	1	-	-	LEAF (26" long)		
7	046059	-	-	1	-	1	-	LEAF (31" long)		
	046166	-	-	-	1	-	1	LEAF (41" long)		
8	046058	-	-	1	-	-	-	LEAF ASSEMBLY (26" long. Includes rebound CLIPS)		
	046165	-	-	-	1	-	-	LEAF ASSEMBLY (36" long. Includes rebound CLIPS)		
9	046056	-	-	1	-	-	-	LEAF (21" long)		
	046164	-	-	-	1	-	-	LEAF (31" long)		
10	045418	-	-	-	-	1	-	LEAF (31" long)		
	045432	-	-	-	-	-	1	LEAF (41" long)		
11	045417	-	-	-	-	1	-	LEAF (36-1/2" long)		
	045431	-	-	-	-	-	1	LEAF (46-1/2")		
12	045416	-	-	-	-	1	-	LEAF ASSEMBLY (37" long. Includes rebound CLIPS and 2 BUSHINGS 045419)		
	045430	-	-	-	-	-	1	LEAF ASSEMBLY (47" long. Includes rebound CLIPS and 2 BUSHINGS 045419)		
13	045155	2	2	2	2	2	2	BUSHING, spring pivot		
14	045419	-	-	-	-	-	2	2	BUSHING, smubber shackle pin	
15	-----	1	1	1	1	1	1	1	SADDLE AND CLAMP (Not serviced separately)	

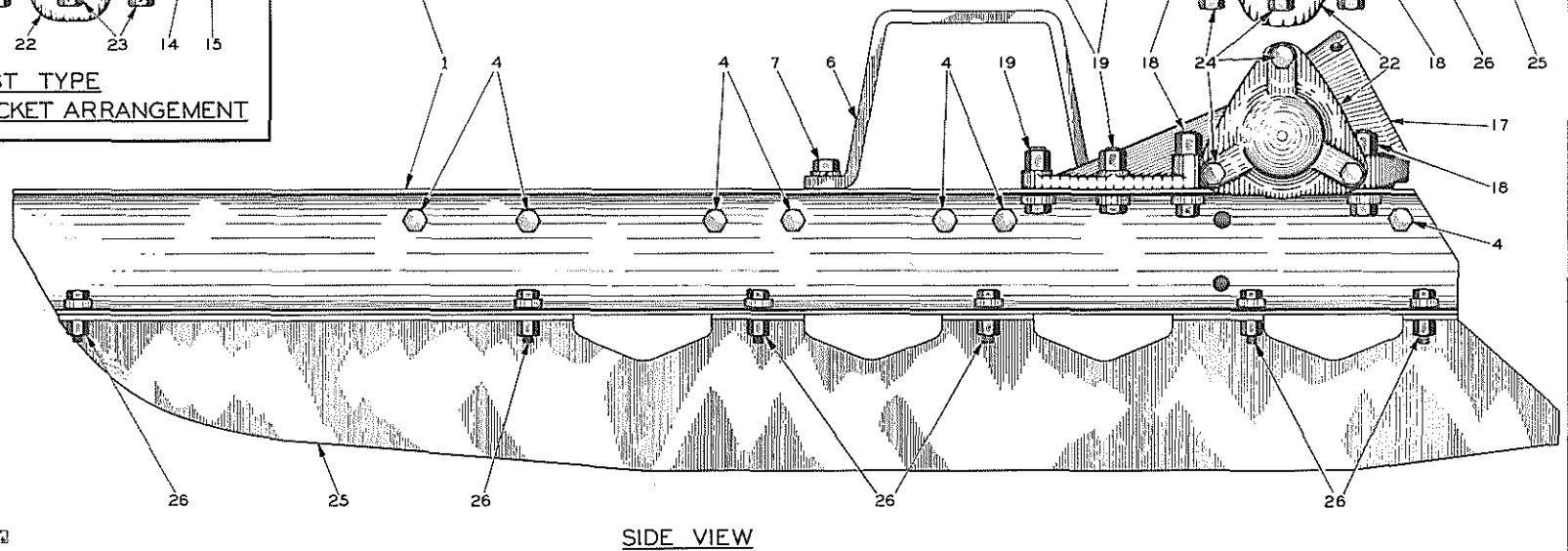
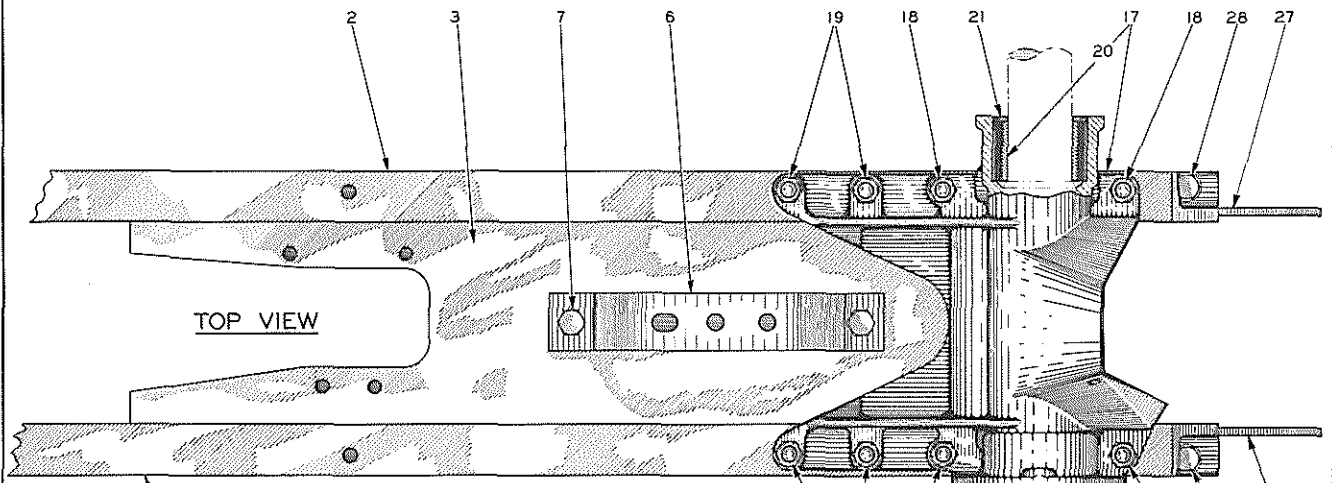
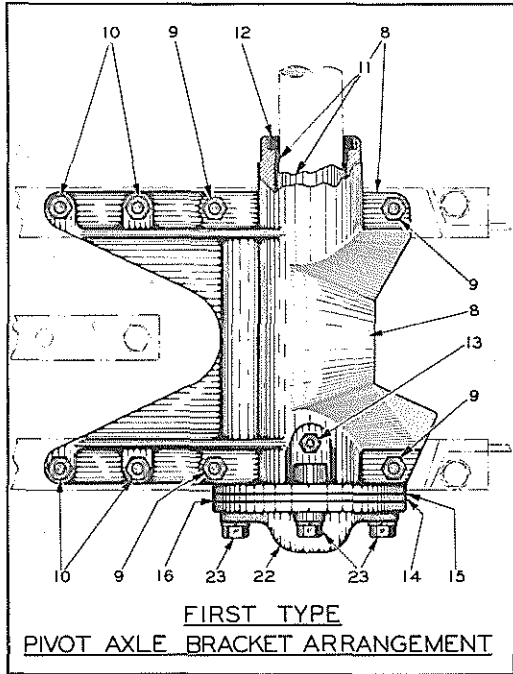


PLATE 1775 ——— TRUCK FRAME (OSCILLATING TYPE)

TRUCK FRAME (OSCILLATING TYPE)  
(See Plate 1775)

USAGE: For all tractors except Hough-Loader Model

\* Tractors prior to serial No. 4142

\*\* Tractors after serial No. 4141

ITEM	PART NUMBER	QUANTITY		DESCRIPTION	PACKAGE OR KIT NUMBER
		*	**		
1	045089	2	-	CHANNEL, side - left	
	031657	-	2	CHANNEL, side - left	
2	045090	2	-	CHANNEL, side - right	
	031658	-	2	CHANNEL, side - right	
3	045167	1	-	CHANNEL, top - left	
	031655	-	1	CHANNEL, top - left	
	045168	1	-	CHANNEL, top - right	
4	031656	-	1	CHANNEL, top - right	
	035067	36	28	CAPSCREW, hex-hd., 1/2"NF x 2"	
	035540	36	28	WASHER, bevel (1/2")	
	911043	36	28	NUT, hex, 1/2"NF	
6	904206	36	28	LOCKWASHER, 1/2"	
	045208	2	-	BRACKET, track supporting roller	
	031666	-	2	BRACKET, track supporting roller (Used prior to #10942)	
	042030	-	2	BRACKET, track supporting roller (Used after #10941)	
7	023465	4	-	CAPSCREW, hex-hd., 5/8"NF x 1-5/8" } Used on tractors	}
	911044	4	-	NUT, hex, 5/8"NF } prior to #142	
	035014	4	4	CAPSCREW, hex-hd., 5/8"NF x 1-1/2" (Used after #141)	
	904209	4	4	LOCKWASHER, 5/8"	
NOTE: Items 8 thru 16 comprise EARLY TYPE PIVOT AXLE BRACKET ARRANGEMENT and were used on tractors prior to #8342 only.					
8	045163	1	1	BRACKET ASSEMBLY, pivot axle - left (Includes item 11)	
	045164	1	1	BRACKET ASSEMBLY, pivot axle - right (Includes item 11)	
9	013467	8	8	CAPSCREW, hex-hd., 5/8"NF x 3"	
	035543	8	8	WASHER, bevel (5/8")	
	072366	8	8	NUT, hex, high, 5/8"NF	
10	033697	8	8	CAPSCREW (thin hex-hd., 5/8"NF x 2-1/2")	
	035543	8	8	WASHER, bevel (5/8")	
	072366	8	8	NUT, hex, high, 5/8"NF	
11	045160	4	4	BUSHING, pivot axle bracket (bronze)	
12	045458	2	2	SEAL, pivot axle bracket (felt)	
	045457	2	2	RETAINER, pivot axle bracket seal	
13	036045	2	2	FITTING, lubricating, giant button-head, 5/8"NF	
14	045202	2	2	PLATE, thrust, pivot axle bracket	
15	045201	2	2	GASKET, pivot axle bracket thrust plate	
16	045203	2	2	GASKET, pivot axle bracket cap	
NOTE: Items 17 thru 21 comprise the LATE TYPE PIVOT AXLE BRACKET ARRANGEMENT and were used on tractors after #8341 only.					
17	047009	-	1	BRACKET ASSEMBLY, pivot axle - left (Includes item 20) (When replaced on tractors #8342 thru #12600 also use 1 CAP 047013)	
	047010	-	1	BRACKET ASSEMBLY, pivot axle - right (Includes item 20) (When replaced on tractors #8342 thru #12600 also use 1 CAP 047013)	
18	013467	8	8	CAPSCREW, hex-hd., 5/8"NF x 3"	
	035543	8	8	WASHER, bevel (5/8")	
	072366	8	8	NUT, hex, high, 5/8"NF	
19	033697	8	8	CAPSCREW (thin hex head, 5/8"NF x 2-1/2")	
	035543	8	8	WASHER, bevel (5/8")	
	072366	8	8	NUT, hex, high, 5/8"NF	
20	045519	-	4	BUSHING, pivot axle bracket (rubber and steel)	

(Continued)

TRUCK FRAME (OSCILLATING TYPE) (Continued)  
(See Plate 1775)

\*Tractors prior to serial No. 4142  
\*\*Tractors after serial No. 4141.

<u>ITEM</u>	<u>PART NUMBER</u>	<u>QUANTITY</u>		<u>DESCRIPTION</u>	<u>PACKAGE OR KIT NUMBER</u>
		<u>*</u>	<u>**</u>		
21	045521	-	2	WASHER, pivot axle bracket bushing	
22	033771	2	2	CAP, pivot axle bracket (Used on tractors prior to #12601)	
	047013	-	2	CAP, pivot axle bracket (Used on tractors after #12600)	
23	023755	6	-	CAPSCREW, hex-hd., 5/8"NC x 2-1/4"	
	904209	6	-	LOCKWASHER, 5/8"	
24	036707	-	6	CAPSCREW, hex-hd., 5/8"NC x 1-3/4"	
	904209	-	6	LOCKWASHER, 5/8"	
25	045169	2	-	GUARD, track - left	
	031659	-	2	GUARD, track - left	
26	035073	12	-	CAPSCREW, hex-hd., 1/2"NF x 1-3/4"	
	038234	12	-	NUT, hex, high, 1/2"NF	
	035540	12	-	WASHER, bevel (1/2")	
	034683	-	12	CAPSCREW (thin hex-hd., 5/8"NF x 1-3/4")	
	072366	-	12	NUT, hex, high, 5/8"NF	
27	035543	-	12	WASHER, bevel (5/8")	
	045170	2	-	GUARD, track - right	
	031660	-	2	GUARD, track - right	
28	035073	12	-	CAPSCREW, hex-hd., 1/2"NF x 1-3/4"	
	038234	12	-	NUT, hex, high, 1/2"NF	
	035540	12	-	WASHER, bevel (1/2")	
	034683	-	12	CAPSCREW (thin hex-hd., 5/8"NF x 1-3/4")	
	072366	-	12	NUT, hex, high, 5/8"NF	
	035543	-	12	WASHER, bevel (5/8")	



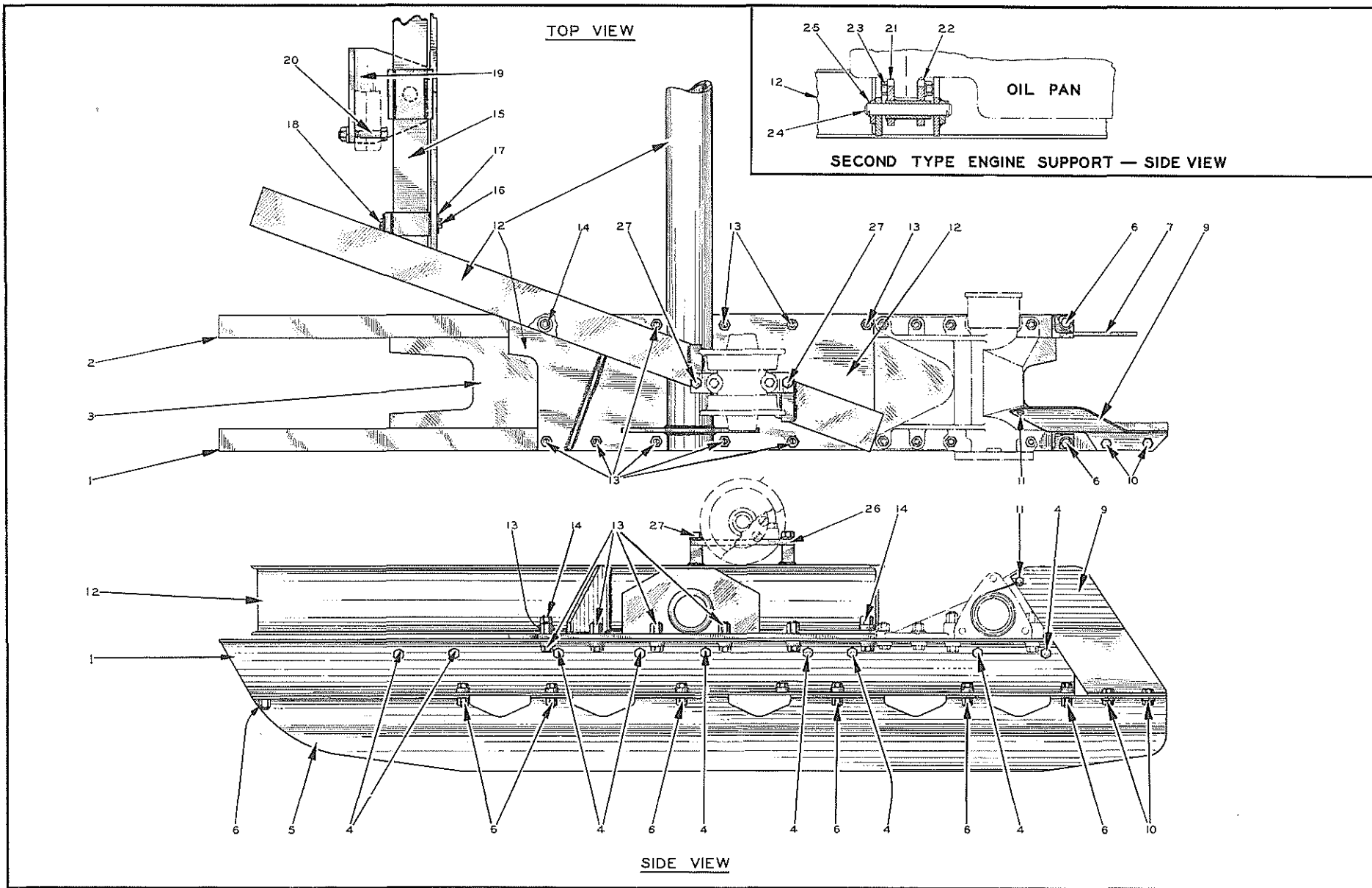


PLATE 1776—TRUCK FRAME (RIGID TYPE)

TRUCK FRAME (RIGID TYPE)  
(See Plate 1776)

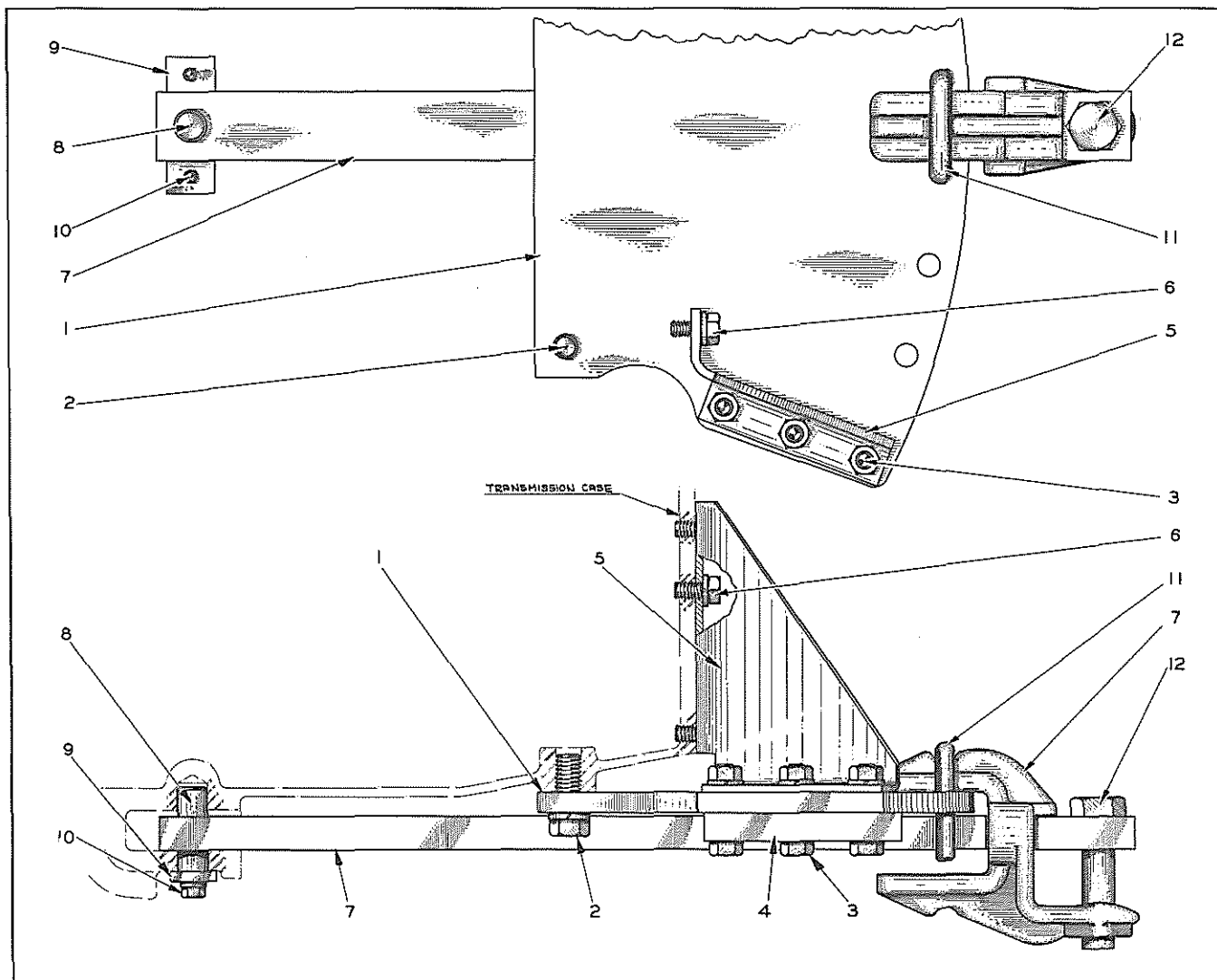
<u>ITEM</u>	<u>PART NUMBER</u>	<u>QTY.</u>	<u>DESCRIPTION</u>	<u>PACKAGE OR KIT NUMBER</u>
			USAGE: For Hough-Loader Model only	
1	046009	2	CHANNEL, side - left (For tractors prior to #4142)	
	032291	2	CHANNEL, side - left (For tractors #4142 thru #7710*)	
	033917	2	CHANNEL, side - left (For tractors after #7710**)	
2	046010	2	CHANNEL, side - right (For tractors prior to #4142)	
	032292	2	CHANNEL, side - right (For tractors #4142 thru #7710*)	
	033918	2	CHANNEL, side - right (For tractors after #7710**)	
3	046019	1	CHANNEL, top - left (For tractors prior to #4142)	
	032289	1	CHANNEL, top - left (For tractors #4142 thru #7710*)	
	033915	1	CHANNEL, top - left (For tractors after #7710**)	
	046020	1	CHANNEL, top - right (For tractors prior to #4142)	
	032290	1	CHANNEL, top - right (For tractors #4142 thru #7710*)	
4	033916	1	CHANNEL, top - right (For tractors after #7710**)	
	035067	36	CAPSCREW, hex-hd., 1/2"NF x 2"	
	035540	36	WASHER, bevel (1/2")	
	911043	36	NUT, hex, 1/2"NF	
5	904208	36	LOCKWASHER, 1/2"	
	033849	1	GUARD, outer - left (For tractors prior to #4142)	
	033843	1	GUARD, outer - left (For tractors #4142 thru #7710*)	
	033919	1	GUARD, outer - left (For tractors after #7710**)	
	033850	1	GUARD, outer - right (For tractors prior to #4142)	
	033844	1	GUARD, outer - right (For tractors #4142 thru #7710*)	
6	033920	1	GUARD, outer - right (For tractors after #7710**)	
	033696	14	CAPSCREW (thin hex-hd., 5/8"NF x 2")	
	035543	14	WASHER, bevel (5/8")	
7	072366	14	NUT, hex, high, 5/8"NF	
	033851	1	GUARD, inner - left (For tractors prior to #4142)	
	033845	1	GUARD, inner - left (For tractors #4142 thru #7710*)	
	033921	1	GUARD, inner - left (For tractors after #7710**)	
	033852	1	GUARD, inner - right (For tractors prior to #4142)	
	033846	1	GUARD, inner - right (For tractors #4142 thru #7710*)	
8	033922	1	GUARD, inner - right (For tractors after #7710**)	
	033696	14	CAPSCREW (thin hex-hd., 5/8"NF x 2")	
	035543	14	WASHER, bevel (5/8")	
9	072366	14	NUT, hex, high, 5/8"NF	
	033539	1	GUARD, sprocket - left	
10	033540	1	GUARD, sprocket - right	
	070469	4	CAPSCREW, hex-hd., 1/2"NF x 1-1/4"	
	911043	4	NUT, hex, 1/2"NF	
11	904208	4	LOCKWASHER, 1/2"	
	035018	2	CAPSCREW, hex-hd., 1/2"NF x 1-1/2"	
	911043	2	NUT, hex, 1/2"NF	
12	904208	2	LOCKWASHER, 1/2"	
	048318	1	A-FRAME, rigid (When replaced on tractors prior to #14143A also use items 21 thru 25)	
	035073	18	CAPSCREW, hex-hd., 1/2"NF x 1-3/4"	
13	035540	18	WASHER, bevel (1/2")	
	038234	18	NUT, hex, high, 1/2"NF	
	035892	4	CAPSCREW, hex-hd., 1/2"NF x 2-1/2"	
14	035540	8	WASHER, bevel (1/2")	
	038234	4	NUT, hex, high, 1/2"NF	
15			NOTE: Items 15 thru 20 comprise the FIRST TYPE ENGINE SUPPORT and were used only on tractors prior to serial No. 14143A	
	044534	1	SPRING, engine supporting (Used on tractors prior to #12705)	
	044944	1	BRACKET, engine supporting (Started with tractor #12705)	

TRUCK FRAME (RIGID TYPE)  
(See Plate 1776)

<u>ITEM</u>	<u>PART NUMBER</u>	<u>QTY.</u>	<u>DESCRIPTION</u>	<u>PACKAGE OR KIT NUMBER</u>
16	030544	2	PIN, engine supporting bracket	
17	911116	4	WASHER, plain, SAE std., 7/16"	
18	900811	4	PIN, cotter, 3/16" x 1-1/2"	
19	030534	1	BRACKET, rebound (Used on tractors prior to #12705)	
	044940	1	BRACKET, rebound (Started with tractor #12705)	
20	071943	2	CAPSCREW, hex-hd., 3/4"NF x 3-3/4"	
	911045	2	NUT, hex, 3/4"NF	
	904369	2	LOCKWASHER, 3/4"	
NOTE: Items 21 thru 25 comprise the SECOND TYPE ENGINE SUPPORT and were used only on tractors after serial No. 14142 ΔΔ Can be installed on prior tractors by ordering CHANGEOVER KIT 048656. See Service Bulletin S-335.				
21	048319	1	SUPPORT, engine.....	048656
22	048320	1	PLATE, engine support.....	048656
23	044402	2	CAPSCREW, hex-hd., 3/4"NC x 4-1/4".....	048656
	911030	2	NUT, hex, 3/4"NC	
	904369	2	LOCKWASHER, 3/4"	
24	048322	1	PIN, pivot, engine support.....	048656
25	901344	2	PIN, cotter, 1/4" x 2".....	048656
26	030532	2	PLATE, mounting, track supporting roller (Used on tractors prior to #10942)	
	042031	2	PLATE, mounting, track supporting roller (Used on tractors after #10941)	
27	035229	4	CAPSCREW, hex-hd., 5/8"NF x 2"	
	904209	4	LOCKWASHER, 5/8"	

\* Excluding tractors No. 7633 and 7639  
 \*\* Including tractors No. 7633 and 7639  
 Δ Excluding tractors No. 13954, 13991, 13992, 14002, 14004, 14015, 14030, 14032, 14055, 14124, 14126, 14128, 14133 thru 14139, and 14141.  
 ΔΔ Including tractors No. 13954, 13991, 13992, 14002, 14004, 14015, 14030, 14032, 14055, 14124, 14126, 14128, 14133 thru 14139, and 14141.



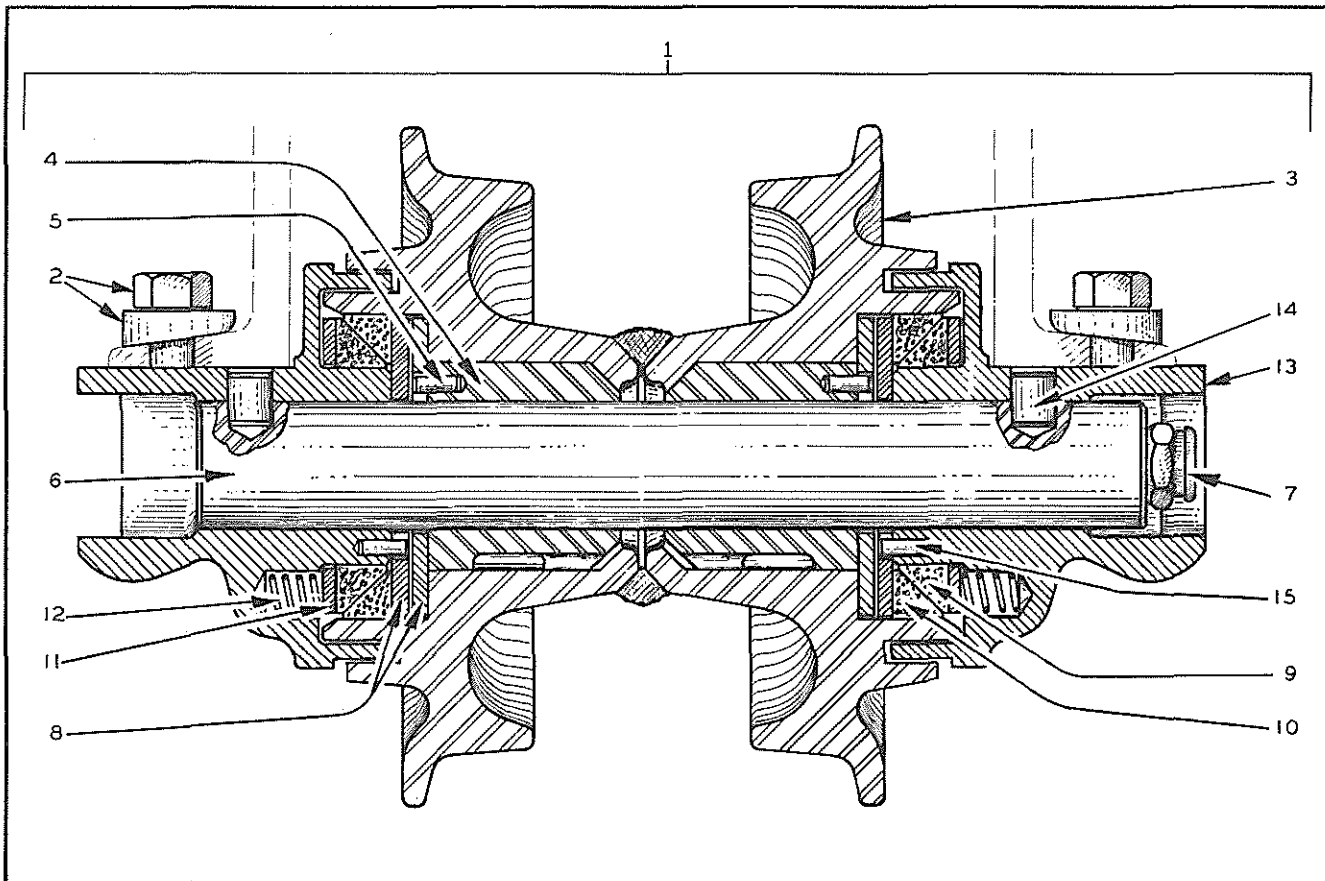


## PLATE 1787—DRAWBAR

DRAWBAR  
(See Plate 1787)

PACKAGE OR  
KIT NUMBER

ITEM	PART NUMBER	QTY.	DESCRIPTION	PACKAGE OR KIT NUMBER
1	045347	1	PLATE, drawbar	
2	070865	2	CAPSCREW, hex-hd., 7/8"NC x 2-1/2"	
	905347	2	LOCKWASHER, 7/8"	
3	013467	6	CAPSCREW, hex-hd., 5/8"NF x 3"	
	911044	6	NUT, hex, 5/8"NF	
	904209	6	LOCKWASHER, 5/8"	
4	045473	2	STOP, drawbar	
5	045349	1	BRACKET, bracing - left	
	045348	1	BRACKET, bracing - right	
6	035392	6	CAPSCREW, hex-hd., 5/8"NC x 1-1/4"	
	904209	6	LOCKWASHER, 5/8"	
7	045774	1	DRAWBAR	
8	045101	1	PIN, drawbar pivot	
9	045102	1	CLIP, retaining, drawbar pivot pin	
10	035061	2	CAPSCREW, hex-hd., 1/2"NC x 1-1/4"	
	904208	2	LOCKWASHER, 1/2"	
11	045346	1	U-BOLT, drawbar locking (4-3/8" long) (For standard Models)	
	046525	1	U-BOLT, drawbar locking (7-1/8" long) (For Orchard Models)	
12	045103	1	PIN, drawbar coupling	



## PLATE 1782 — TRUCK WHEEL (FIRST TYPE)

### TRUCK WHEEL (See Plate 1782)

USAGE: Tractors prior to serial No. 4142

\* Standard Models  
\*\* Hough-Loader Model

ITEM	PART NUMBER	QUANTITY		DESCRIPTION	PACKAGE OR KIT NUMBER
		*	**		
1	045320	8	10	WHEEL ASSEMBLY, truck - complete (Consists of items 2 thru 15)	
2	035067	32	40	CAPSCREW, hex-hd., 1/2"NF x 2"	
	035540	32	40	WASHER, bevel (1/2")	
	038234	32	40	NUT, hex, high, 1/2"	
3	045448	8	10	WHEEL ASSEMBLY (Consists of 1 WHEEL and 2 BUSHINGS 033267)	
4	033267	16	20	BUSHING	
5	033053	64	80	PIN, bushing	
6	045335	8	10	SHAFT	
7	036045	8	10	FITTING, lubricating, giant button-head, 5/8"NF	
8	033776	32	40	WASHER, thrust	
9	036224	16	20	SEAL, oil (cone)	
10	036225	16	20	SEAL, oil (cup)	
11	036221	16	20	RETAINER ASSEMBLY, oil seal (1 RETAINER, 2 PINS)	
12	035048	48	60	SPRING, oil seal	
13	036214	16	20	BRACKET, shaft	
14	033053	64	80	PIN, shaft bracket	
15	035844	16	20	PIN, bracket retaining	

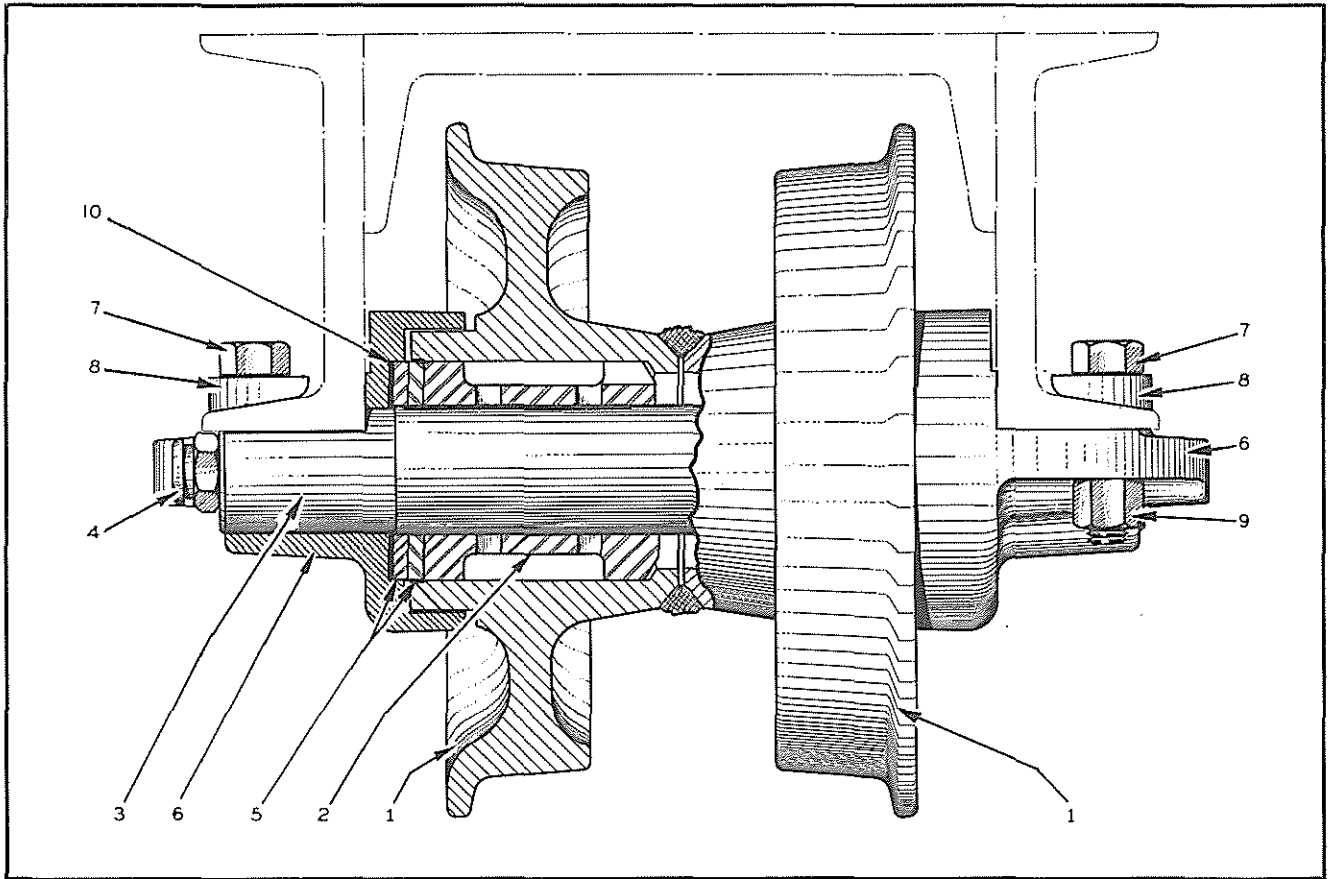


PLATE 1783 — TRUCK WHEEL (SECOND TYPE)

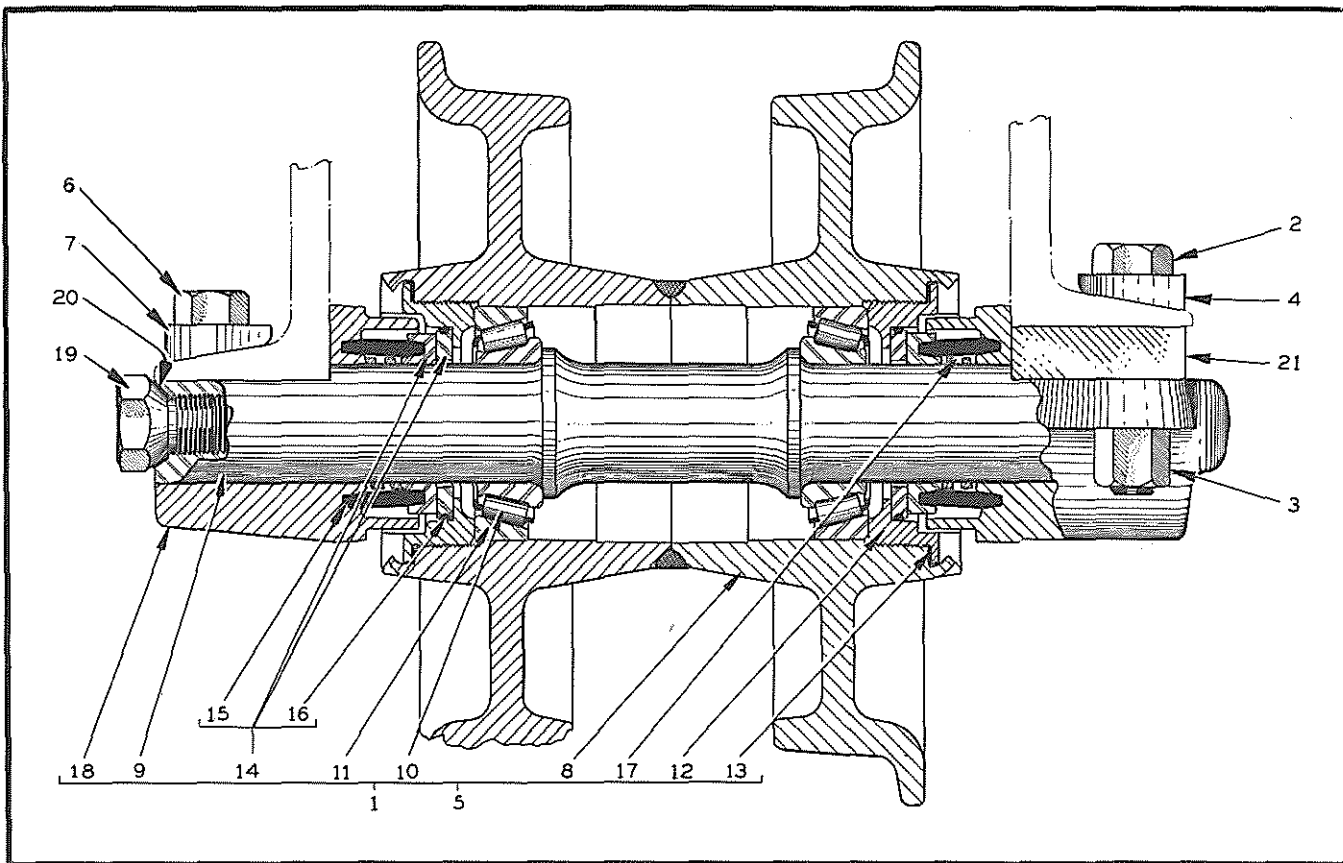
TRUCK WHEEL  
(See Plate 1783)

USAGE: Tractors serial No. 4142 thru No. 8341

\* Standard Models  
\*\* Hough-Loader Model

<u>ITEM</u>	<u>PART NUMBER</u>	<u>QUANTITY</u>		<u>DESCRIPTION</u>	<u>PACKAGE OR KIT NUMBER</u>
		*	**		
1	031643	8	10	WHEEL ASSEMBLY (Includes item 2)	
2	033108	16	20	BUSHING	
3	031647	8	10	SHAFT	
4	036045	8	10	FITTING, lubricating, giant button-head, 5/8"-18NF	
5	033781	32	40	WASHER, thrust	
6	031650	16	20	BRACKET, shaft	
7	035067	32	40	CAPSCREW, hex-hd., 1/2"NF x 2"	
8	035540	32	40	WASHER, bevel (1/2")	
9	038234	32	40	NUT, hex, high, 1/2"NF	
10	031649	32	40	SHIM, adjusting, wheel end-play (.010" thick. Use as required)	

NOTE: WHEEL ASSEMBLY 033990 as listed on the following pages can be used as a substitute for this type wheel and is recommended for all applications requiring replacement of the entire assembly.



## PLATE 1784 — TRUCK WHEEL (THIRD TYPE)

TRUCK WHEEL  
(See Plate 1784)

USAGE: Started with tractor serial No. 8341. Also used for service on prior tractors.

\* Standard Models  
\*\* Hough-Loader Model

ITEM	PART NUMBER	QUANTITY		DESCRIPTION	PACKAGE OR KIT NUMBER
		*	**		
1	034650	8	10	WHEEL ASSEMBLY, truck - complete (7-7/8" diam.) (Consists of items 8 thru 20) (Used only as a service replacement for FIRST TYPE truck wheel on tractors prior to #4142)	
2	035892	32	40	CAPSCREW, hex-hd., 1/2"NF x 2-1/2"	
3	038234	32	40	NUT, hex, high, 1/2"NF	
4	035540	32	40	WASHER, bevel (1/2")	
5	033990	8	10	WHEEL ASSEMBLY, truck - complete (8-7/8" diam.) (Consists of items 8 thru 20) (Will fit all tractors after #4141)	
6	035067	32	40	CAPSCREW, hex-hd., 1/2"NF x 2"	
	038234	32	40	NUT, hex, high, 1/2"NF	
7	035540	32	40	WASHER, bevel (1/2")	
8	034000	8	10	WHEEL (8-7/8" diam.) (For tractors prior to #4142)	
	034651	8	10	WHEEL (7-7/8" diam.) (For tractors after #4141)	
9	034008	8	10	SHAFT	
10	209889	16	20	CONE ASSEMBLY, shaft bearing	
11	209890	16	20	CUP, shaft bearing	
12	034003	16	20	RETAINER, shaft bearing	
13	034274	24	30	SHIM, adjusting, shaft bearings (.007" thick. Use as required)	
	034275	24	30	SHIM, adjusting, shaft bearings (.010" thick. Use as required)	
	034273	16	20	SHIM, adjusting, shaft bearings (.031" thick. Use as required)	
14	044826	16	20	SEAL KIT (1 PLATE, 1 RING, 1 BOOT 034012, 1 packing RING 034004)	
15	034012	16	20	BOOT, seal	
16	034004	16	20	RING, packing	
17	044529	16	20	SPRING, seal (Started with tractor #12860)	
18	034006	16	20	BRACKET	
19	034042	8	10	PLUG, shaft	

(Continued)  
112

TRUCK WHEEL (Continued)  
(See Plate 1784)

ITEM	PART NUMBER	QUANTITY		DESCRIPTION	PACKAGE OR KIT NUMBER
		*	**		
20	034043	8	10	GASKET, shaft plug	
21	034653	16	20	SPACER, bracket to frame (5/8" thick) (Required to adopt WHEEL ASSEMBLY 034650 to tractors prior to #4142)	

NOTE: Lubrication of this type Wheel requires the use of a special flushing lubricator. High-pressure grease guns must not be used. Two types of flushing lubricators are available and it is recommended that one of the following be ordered when new type Wheels are installed on tractors prior to serial No. 8342:

- 049520 LUBRICATOR, flushing (Hand type)
- 034672 LUBRICATOR, flushing (Bucket type)

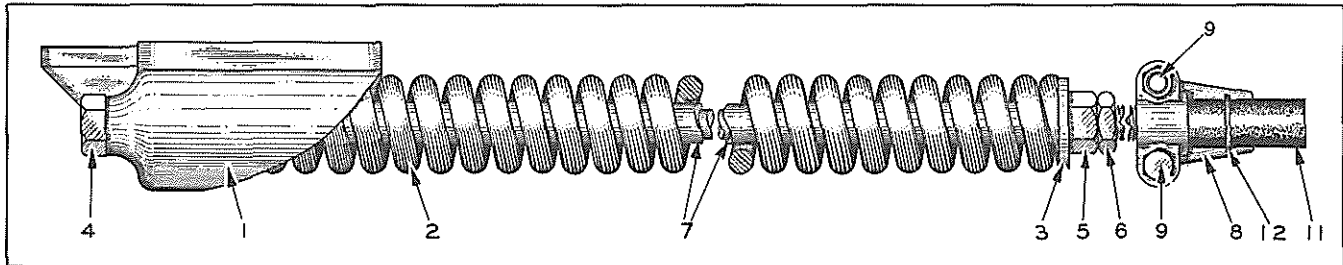


PLATE 1779—TRACK RELEASE SPRING

ITEM	PART NUMBER	QTY.	DESCRIPTION	PACKAGE OR KIT NUMBER
1	045107	2	BRACKET, release spring - left	
	045108	2	BRACKET, release spring - right	
2	045111	4	SPRING	
3	045110	4	SPACER, release spring	
4	045109	4	BOLT, release spring	
5	911032	4	NUT, hex, 1"NC	
6	911038	4	NUT, hex, jam, 1"NC	
7	045742	4	STOP, release spring (32-1/2" long) (Used on all Standard tractors except those prior to #90)	
	045112	4	STOP, release spring (31-3/4") (Used on Standard tractors prior to #90, and on all Hough-Loader tractors)	
8	045113	4	BRACKET, release spring bolt	
9	070299	4	CAPSCREW, hex-hd., 5/8"NF x 3-7/8"	Used prior to #142
	911044	4	NUT, hex, 5/8"NF	
	013467	4	CAPSCREW, hex-hd., 5/8"NF x 3" (Used after #141)	Used after #141
	904209	4	LOCKWASHER, 5/8"	
10	013467	4	CAPSCREW, hex-hd., 5/8"NF x 3" (Used on Standard tractors #142 thru #4141, and on all Hough-Loader tractors)	Used prior to #142 and after #4141 except Hough-Loader tractors
	045524	4	CAPSCREW, hex-hd., 5/8"NF x 4-1/2"	
	035543	4	WASHER, bevel (5/8")	
	911044	4	NUT, hex, 5/8"NF	
	904209	4	LOCKWASHER, 5/8"	
11	036161	4	HOSE, thread protecting	
12	070101	4	WIRE, attaching (1/16" x 8")	

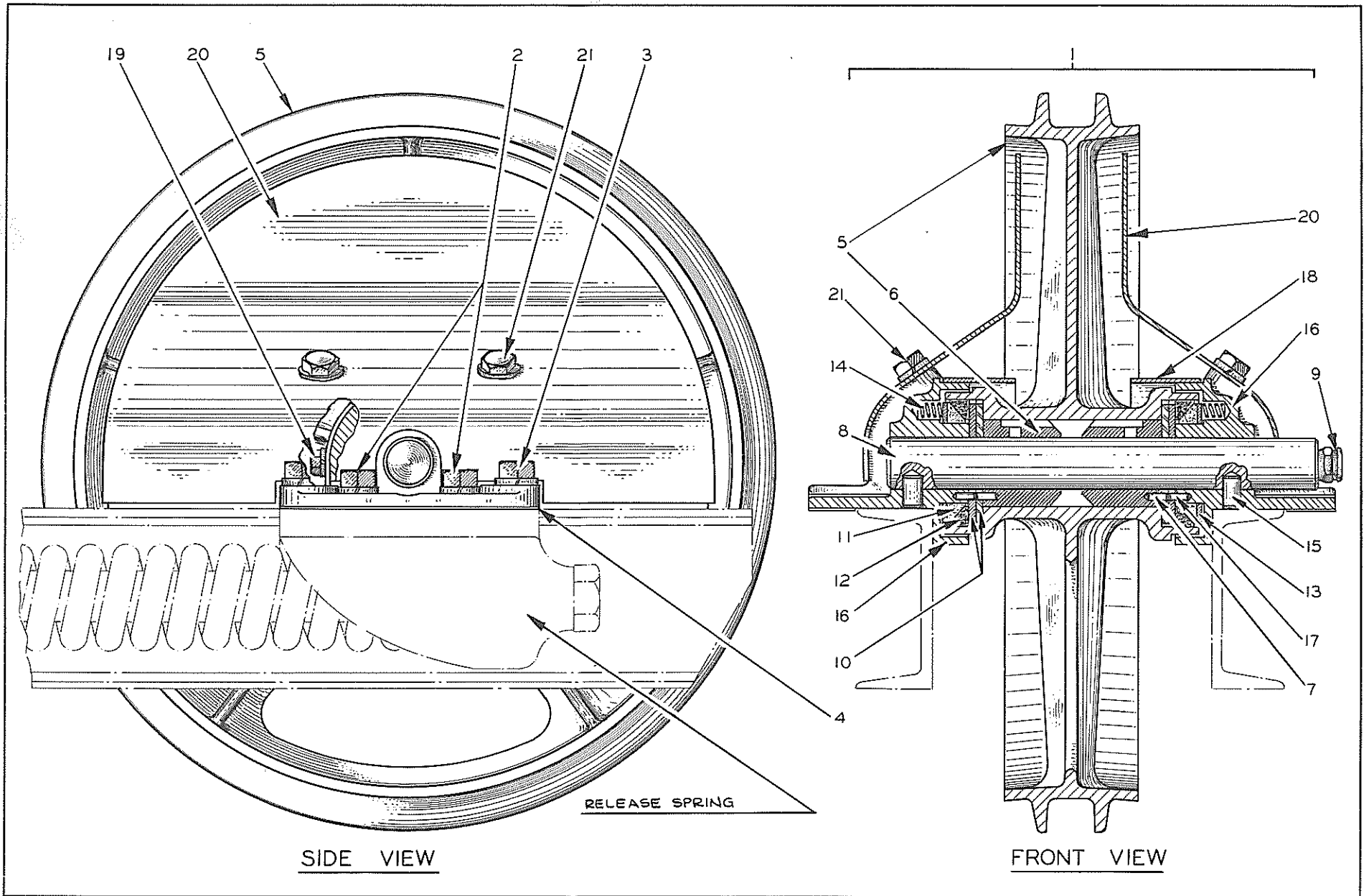


PLATE 1780—FRONT IDLER (FIRST TYPE)

FRONT TRACK IDLER  
(See Plate 1780)

USAGE: Tractors prior to serial No. 8342

<u>ITEM</u>	<u>PART NUMBER</u>	<u>QTY.</u>	<u>DESCRIPTION</u>	<u>PACKAGE OR KIT NUMBER</u>
1	-----	2	IDLER ASSEMBLY - complete (Consists of items 2 thru 21) (Order IDLER ASSEMBLY 034681)	
2	035392	8	CAPSCREW, hex-hd., 5/8"NC x 1-1/4"	
	904209	8	LOCKWASHER, 5/8"	
3	035440	8	CAPSCREW, hex-hd., 5/8"NC x 1-1/2"	
	904209	8	LOCKWASHER, 5/8"	
4	046356	4	SHIM, idler bracket (1/64" thick. Use as required)	
5	045452	2	IDLER ASSEMBLY (Includes item 6)	
6	033267	4	BUSHING, idler	
7	033053	16	PIN, idler bushing	
8	045186	2	SHAFT, idler	
9	036045	2	FITTING, lubricating, giant button-head, 5/8"-18NF	
10	033776	8	WASHER, thrust	
11	036224	4	SEAL, oil (cone)	
12	036225	4	SEAL, oil (cup)	
13	036221	4	RETAINER ASSEMBLY, oil seal (1 RETAINER, 2 PINS)	
14	035048	12	SPRING, oil seal	
15	045183	4	PIN, bracket retaining	
16	045176	4	BRACKET, idler shaft	
17	033053	16	PIN, idler bracket (3/16" diam.)	
18	035762	4	GUARD, idler hub (1-1/4" wide) (Standard. Used on all tractors equipped with spoke-type Idlers)	
	033618	4	GUARD, idler hub (2" wide) (Special. Used on tractors equipped with solid-type Idlers)	
19	035244	8	CAPSCREW, hex-hd., 3/8"NC x 3/4"	
	904206	8	LOCKWASHER, 3/8"	
20	034677	4	GUARD, idler	
21	035718	8	CAPSCREW, hex-hd., 1/2"NC x 3/4"	
	904208	8	LOCKWASHER, 1/2"	

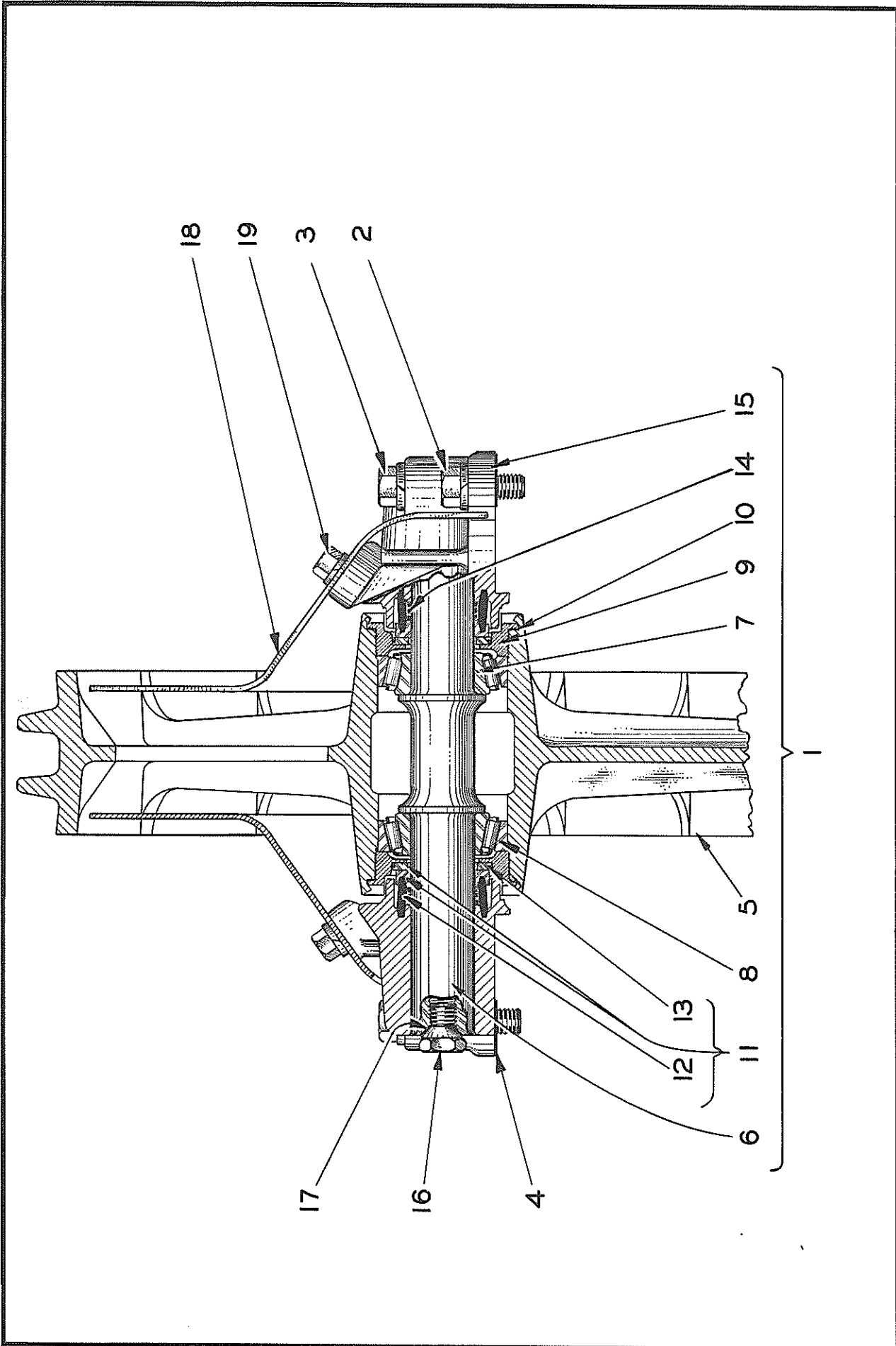


PLATE 1781—FRONT IDLER (SECOND TYPE)



FRONT TRACK IDLER  
(See Plate 1781)

<u>ITEM</u>	<u>PART NUMBER</u>	<u>QTY.</u>	<u>DESCRIPTION</u>	<u>PACKAGE OR KIT NUMBER</u>
			USAGE: Tractors after serial No. 8341	
1	034681	2	IDLER ASSEMBLY - complete (Consists of items 5 thru 17)	
2	035440	8	CAPSCREW, hex-hd., 5/8"NC x 1-1/2"	
	904209	8	LOCKWASHER, 5/8"	
3	037332	8	CAPSCREW, hex-hd., 5/8"NC x 3"	
	904209	8	LOCKWASHER, 5/8"	
4	046356	4	SHIM, idler bracket (1/64" thick. Use as required)	
5	034427	2	IDLER	
6	034429	2	SHAFT, idler	
7	042888	4	CONE ASSEMBLY, shaft bearing	
8	042887	4	CUP, shaft bearing	
9	034123	4	RETAINER, shaft bearing	
10	034308	12	SHIM, adjusting, shaft bearings (.007" thick. Use as required)	
	034307	12	SHIM, adjusting, shaft bearings (.010" thick. Use as required)	
	034309	8	SHIM, adjusting, shaft bearings (.031" thick. Use as required)	
11	044827	4	SEAL KIT (1 PLATE, 1 RING, 1 BOOT 034129, 1 Packing RING 034124)	
12	034129	4	BOOT, seal	
13	034124	4	RING, packing, idler seal	
14	044552	4	SPRING, idler seal (Started with tractor #12130)	
15	034428	4	BRACKET, idler shaft	
16	034042	2	PLUG, idler shaft	
17	034043	2	GASKET, idler shaft plug	
18	034677	4	GUARD, idler	
19	035221	8	CAPSCREW, hex-hd., 1/2"NC x 1"	
	904208	8	LOCKWASHER, 1/2"	

NOTE: Lubrication of this type idler requires the use of a special flushing lubricator. High-pressure grease guns must not be used. Two types of flushing lubricators are available and it is recommended that one of the following be ordered when the new type Idlers are installed on tractors prior to serial No. 8342:

- 049520 LUBRICATOR, flushing (Hand type)
- 034672 LUBRICATOR, flushing (Bucket type)

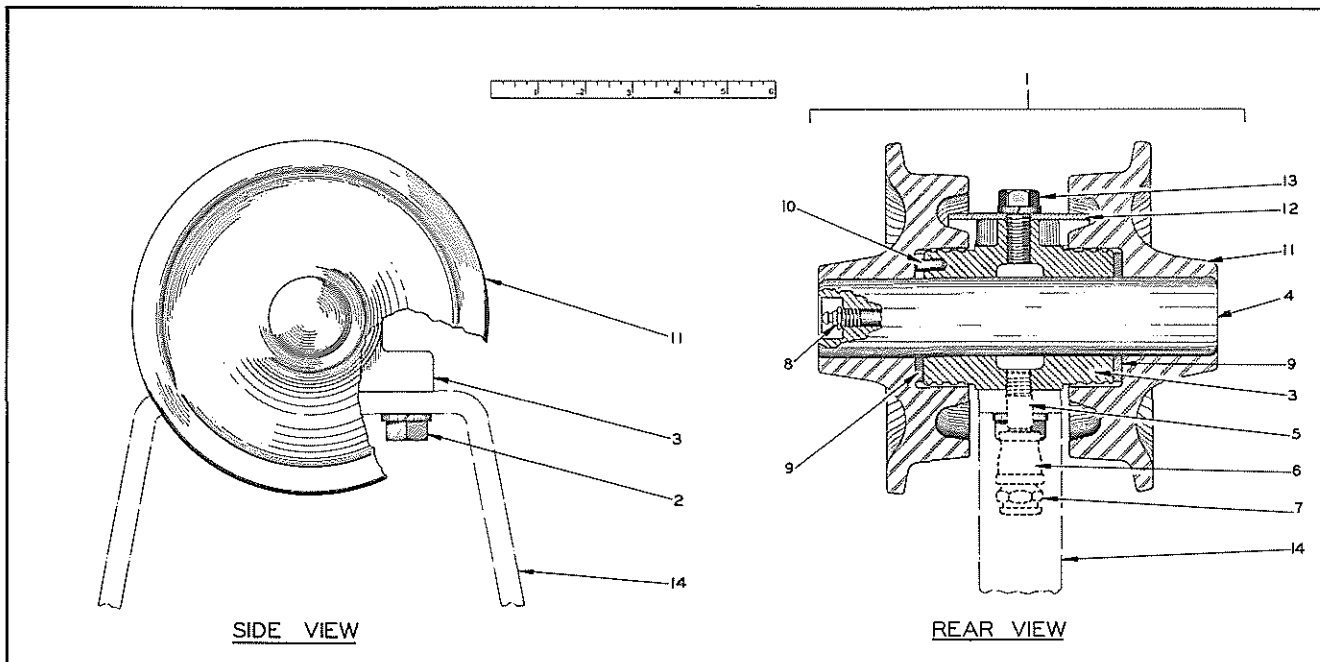
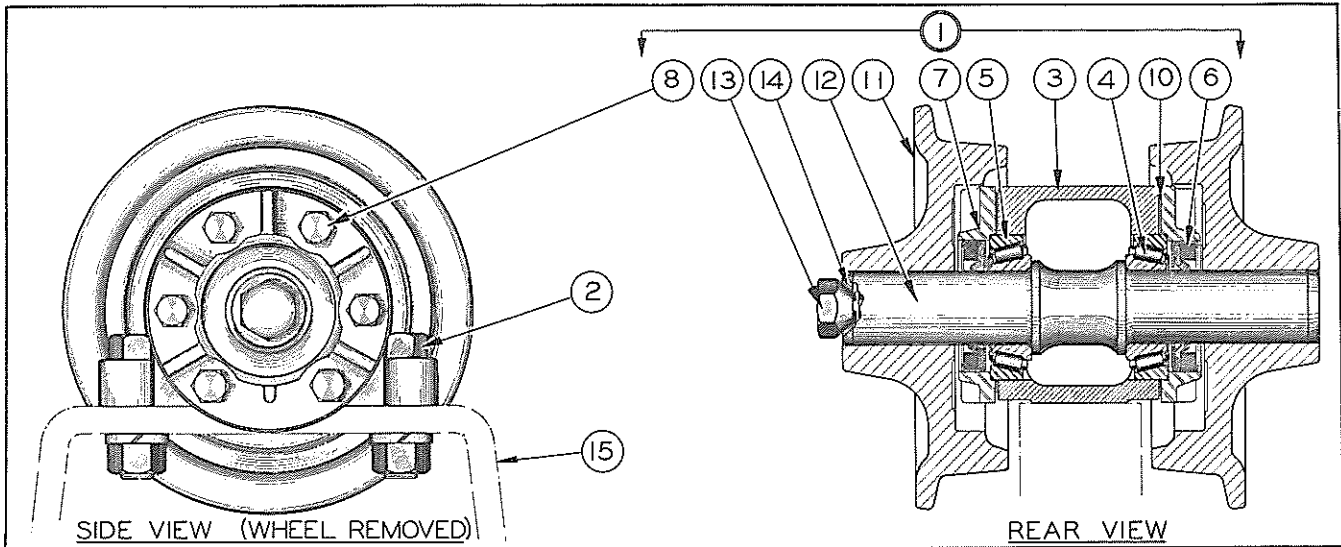


PLATE 1777—TRACK SUPPORTING ROLLER (FIRST TYPE)

TRACK SUPPORTING ROLLER  
(See Plate 1777)

USAGE: Tractors prior to serial No. 10942

ITEM	PART NUMBER	QTY.	DESCRIPTION	PACKAGE OR KIT NUMBER
1	045209	2	ROLLER ASSEMBLY - complete (Consists of items 3,4,8 and 11 thru 13) (Used on tractors prior to #4142)	
	031640	2	ROLLER ASSEMBLY - complete (Consists of items 3,4, and 8 thru 13) (Used on tractors after #4141)	
2	035440	4	CAPSCREW, hex-hd., 5/8"NC x 1-1/2"	
	904209	4	LOCKWASHER, 5/8"	
3	-----	2	BUSHING (Has hole for underside lubrication) (Used on tractors prior to #8342. Order 1 BUSHING 034338, 1 SHAFT 034437 and 1 FITTING 910260)	
	034338	2	BUSHING (Used on tractors after #8341)	
4	-----	2	SHAFT (solid) (Used on all tractors prior to #8342 except Hough-Loader Model. Order 1 SHAFT 034437 and 1 FITTING 910260)	
	034437	2	SHAFT (Has hole for zerck-type lubricating fitting) (Used on tractors after #8341)	
	038010	2	SHAFT (Has hole for giant button-head lubricating fitting) (Used on Hough-Loader Model only)	
NOTE: Items 5 thru 7 were used only on tractors prior to #8342 to provide underside-lubrication thru the supporting roller bushing. Later machines were lubricated thru hole in the shaft.				
5	911078	2	NIPPLE, pipe, 1/4"NPT x 1-1/2" (Standard Models only)	
	901652	2	PLUG, pipe, square head, 1/4"NPT (Hough-Loader Model only)	
6	901764	2	COUPLING, pipe, 1/4"NPT (Standard Models only)	
7	032942	2	FITTING, lubricating, giant button-head, 1/4"NPT (Standard Models only)	
8	910260	2	FITTING, lubricating, straight, 1/8"NPT (Used on all tractors after #8341)	
	036045	2	FITTING, lubricating, giant button-head, 5/8"-18NF (Used only on Hough-Loader Model tractors prior to #8342)	
9	031637	4	WASHER, thrust (Used on tractors after #4141)	
10	035741	8	PIN, anchor, thrust washer (Used on tractors after #4141)	
11	035781	4	ROLLER	
12	045205	2	GUARD, dirt	
13	035221	2	CAPSCREW, hex-hd., 1/2"NC x 1"	
	904208	2	LOCKWASHER, 1/2"	
14	-----	2	BRACKET, mounting (See TRUCK FRAME)	

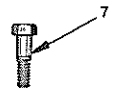
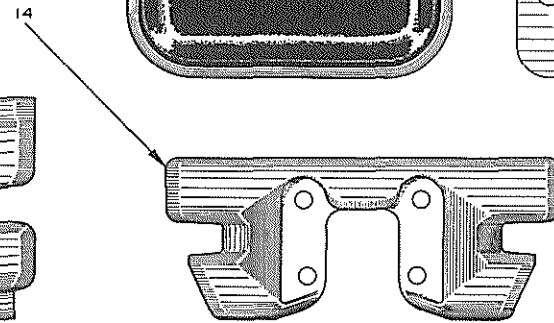
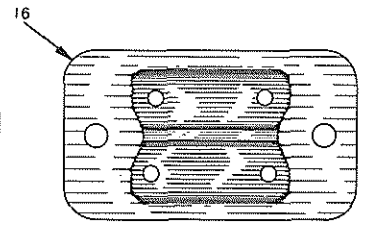
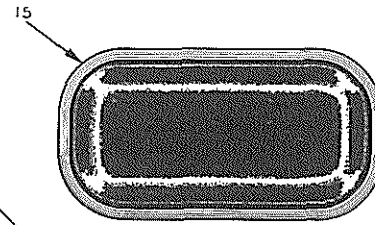
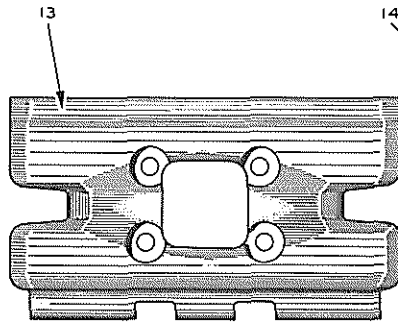
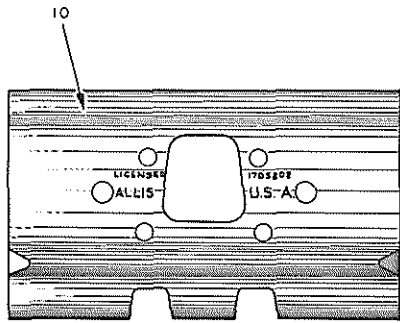
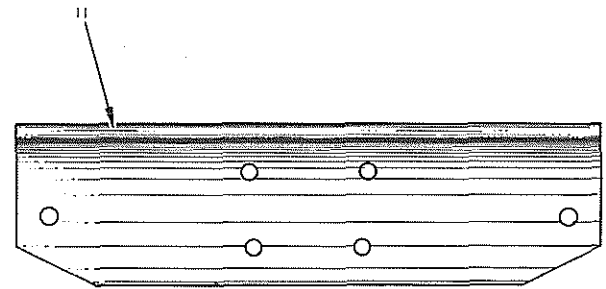
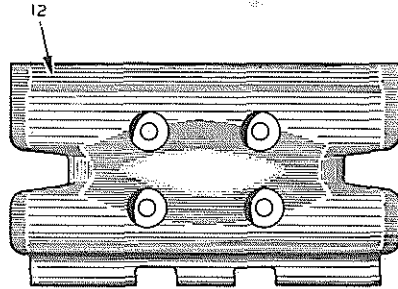



## PLATE 1778—TRACK SUPPORTING ROLLER

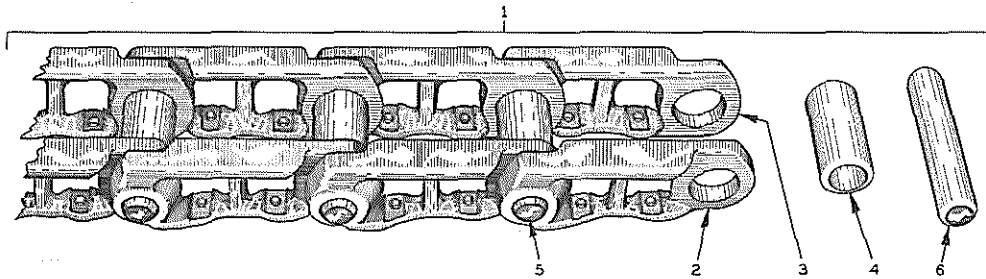
### TRACK SUPPORTING ROLLER (See Plate 1778)

USAGE: Tractors after serial No. 10941

ITEM	PART NUMBER	QTY.	DESCRIPTION	PACKAGE OR KIT NUMBER
1	044127	2	ROLLER ASSEMBLY - complete (Consists of items 3 thru 14)	
2	035248	4	CAPSCREW, hex-hd., 5/8"NF x 2-1/4"	
	911044	4	NUT, hex, 5/8"NF	
	904209	4	LOCKWASHER, 5/8"	
3	042019	2	BRACKET	
4	209889	4	CONE ASSEMBLY, shaft bearing	
5	209890	4	CUP, shaft bearing	
6	043569	4	SEAL, oil	
7	-----	4	RETAINER, shaft bearing (Used on tractors prior to #12228. Order 1 RETAINER 044409, 6 CAPSCREW 035439 and 6 LOCKWASHERS 904206)	
	041383	24	CAPSCREW, flat head, 3/8"NC x 1-3/8"	
	044409	4	RETAINER, shaft bearing (Used on tractors after #12227)	
8	035439	24	CAPSCREW, hex-hd., 3/8"NC x 1"	
	904206	24	LOCKWASHER, 3/8"	
10	041360	12	SHIM, adjusting, shaft bearing (.010" thick. Use as required)	
	041361	12	SHIM, adjusting, shaft bearing (.007" thick. Use as required)	
11	041378	4	ROLLER	
12	042020	2	SHAFT	
13	034042	2	PLUG, shaft (11/16" diam. thread)	
14	034043	2	GASKET, shaft plug	
15	-----	2	BRACKET, mounting (See TRUCK FRAME)	



TRACK SHOES



TRACK RAIL PARTS

PLATE 1788 — TRACK (FIRST AND SECOND TYPES)

TRACK  
(See Plate 1788)

FIRST TYPE - Used on tractors prior to serial No. 4142. Rails are 1" wide.

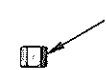
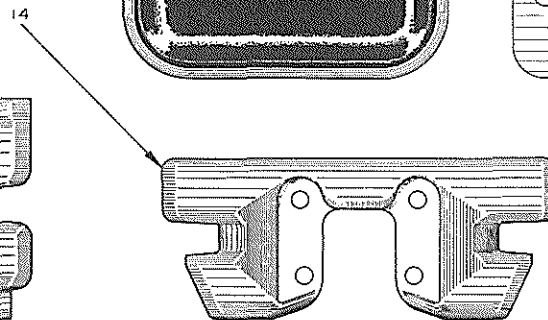
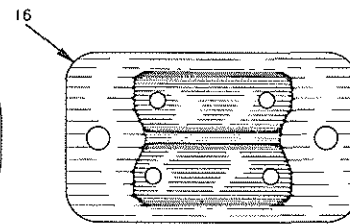
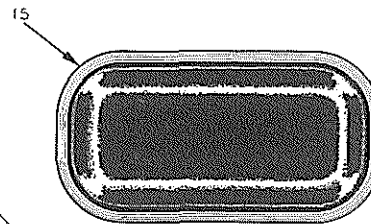
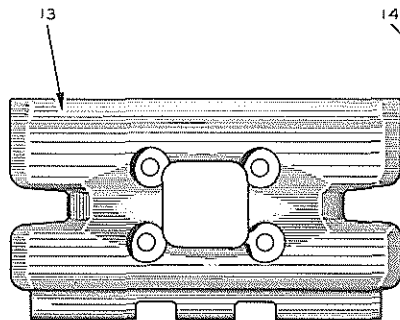
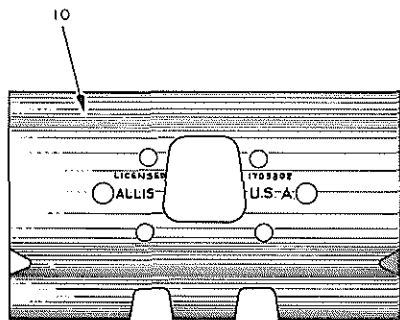
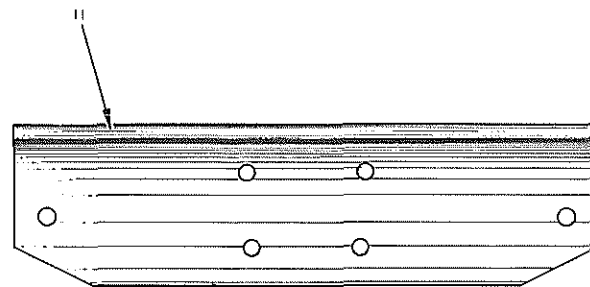
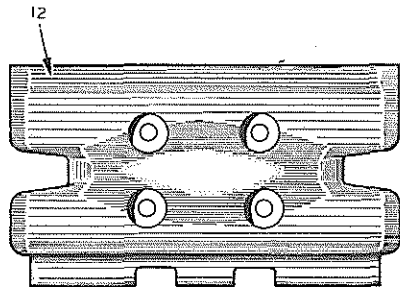
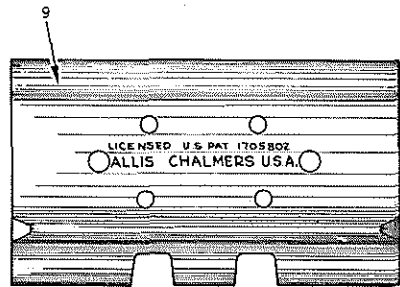
ITEM	PART NUMBER	QUANTITY		DESCRIPTION	PACKAGE OR KIT NUMBER
		Std. Model	Hough-Loader Model		
1	045012	2	-	RAIL ASSEMBLY (31 Links) (Consists of items 2 thru 6)	
	030711	-	2	RAIL ASSEMBLY (35 Links) (Consists of items 2 thru 6)	
2	045001	62	70	BAR - right	
3	045002	62	70	BAR - left	
4	045005	62	70	BUSHING (1-3/4" O.D.)	
5	045006	60	68	PIN (5-7/8" long).....	033855
6	045007	2	2	PIN, master (6-1/8" long).....	033855
	045008	4	4	PIN, master pin retaining (5/16" x 2-3/4") (Used prior to tractor #1599)	
7	045009	248	280	BOLT, track shoe (7/16"NF x 1-1/2")	
8	045010	248	280	NUT, hex, high, 7/16"NF	

TRACK SHOES

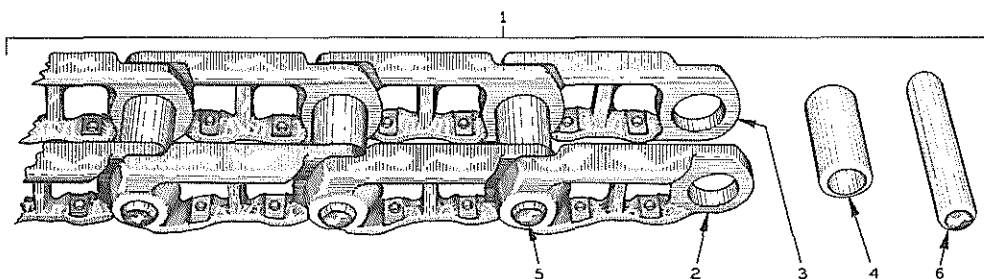
COMPLETE TRACK ASSEMBLIES WITH SHOES - 2 Required

				NOTE: Track shoes over 12" wide cannot be used on 40" tread model.	Std. Model 31 Links	Hough-Loader Model 35 Links
9	045737	62	70	SHOE, grouser, 7"		
	045011	62	70	SHOE, grouser, 10"		
	045627	62	70	SHOE, grouser, 12".....	045013	
	045738	62	70	SHOE, grouser, 14".....	046462	
	045739	62	70	SHOE, grouser, 16".....	046464	
	030314	62	70	SHOE, grouser, 18".....	030086	
	046611	62	70	SHOE, grouser, 20".....	046610	
	045894	62	70	SHOE, grouser, heat treated, 12".....	046533	
	046576	62	70	SHOE, grouser, heat treated, 14"		
	046578	62	70	SHOE, grouser, heat treated, 16".....	046596	
10	032832	62	70	SHOE, grouser, heat treated, 18"		
	046613	62	70	SHOE, grouser, heat treated, 20"		
	046583	62	70	SHOE, grouser, cut-out, 7"		
11	046575	62	70	SHOE, grouser, cut-out, 12".....	046599	
	046577	62	70	SHOE, grouser, cut-out, 14"		
12	046579	62	70	SHOE, grouser, cut-out, 16"		
	045740	62	70	SHOE, angle-iron, 18"		
13	045741	62	70	SHOE, angle-iron, 22"		
	045743	62	70	SHOE, flat, 12" (cast steel)		
	033401	62	70	SHOE, flat, 12" (forged steel)		
14	030189	62	70	SHOE, flat, 14" (cast steel).....	030057	
	046580	62	70	SHOE, flat, cut-out, 12" (cast steel)		
15	033407	62	70	SHOE, flat, cut-out, 12" (forged steel)		
	045876	62	70	SHOE, flat, skeleton, 12"		
16	045367	62	70	SHOE, rubber-faced, 11" (Requires ADAPTER 045364)		
	911045	124	140	NUT, hex, 3/4"NF		
	904369	124	140	LOCKWASHER, 3/4"		
17	045364	62	70	ADAPTER, rubber-faced shoe (Used with SHOE 045367 only)		

NOTE: Complete TRACK ASSEMBLIES with SHOES are furnished only in sizes and types as listed. Assemblies other than those listed can be made up in the field by ordering the various components.



TRACK SHOES



TRACK RAIL PARTS

PLATE 1788 — TRACK (FIRST AND SECOND TYPES)

TRACK  
(See Plate 1788)

SECOND TYPE - Used on tractors serial No. 4142 thru 12560. Rails are 1-1/4" wide

ITEM	PART NUMBER	QUANTITY			DESCRIPTION	PACKAGE OR KIT NUMBER
		Std. Model	Hough-Loader Model			
		31 LINKS	*35 LINKS	**37 LINKS		
1	031653	2	-	-	RAIL ASSEMBLY (31 Links) (Consists of items 2 thru 6)	
	032351	-	2	-	RAIL ASSEMBLY (35 Links) (Consists of items 2 thru 6)	
	033924	-	-	2	RAIL ASSEMBLY (37 Links) (Consists of items 2 thru 6)	
2	031651	62	70	74	BAR - left	
3	031652	62	70	74	BAR - right	
4	045005	62	70	74	BUSHING (1-3/4" O.D.)	
5	045006	60	68	72	PIN (5-7/8" long).....	033855
6	045007	2	2	2	PIN, master (6-1/8" long).....	033855
7	045009	248	280	296	BOLT, track shoe (7/16"NF x 1-1/2")	
8	045010	248	280	296	NUT, hex, high, 7/16"NF	

\* Tractors prior to serial No. 7711, excluding 7633 and 7639.  
\*\* Tractors after serial No. 7710, including 7633 and 7639.

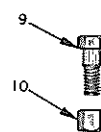
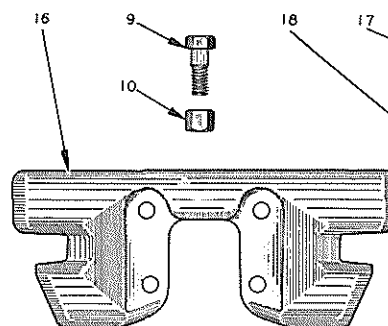
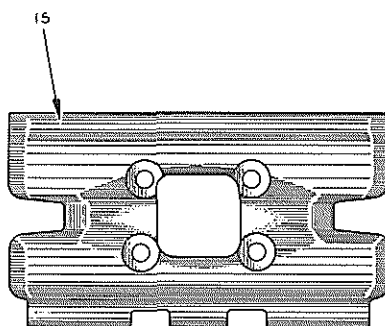
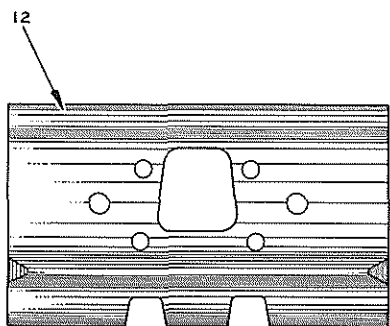
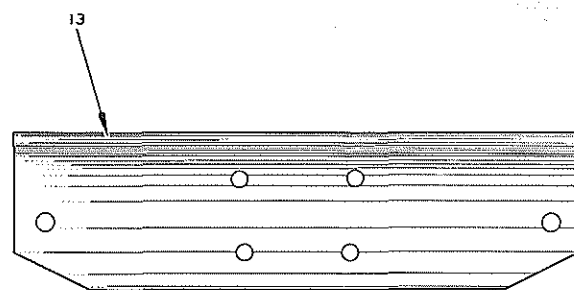
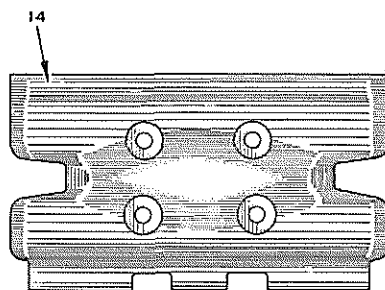
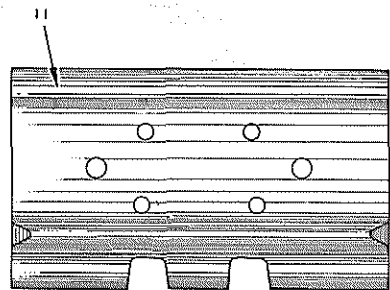
TRACK SHOES

NOTE: Track shoes over 12" wide cannot be used on 40" tread model.

COMPLETE TRACK ASSEMBLIES WITH SHOES --- 2 Required	
Std. Model	Hough-Loader Model
31 Links	*35 Links **37 Links



9	045737	62	70	74	SHOE, grouser, 7"		
	045011	62	70	74	SHOE, grouser, 10"		
	045627	62	70	74	SHOE, grouser, 12".....	031654	.... 032370
	045738	62	70	74	SHOE, grouser, 14".....	032176	
	045739	62	70	74	SHOE, grouser, 16".....	032171	
	030314	62	70	74	SHOE, grouser, 18".....	032178	
	046611	62	70	74	SHOE, grouser, 20".....	032179	
	045894	62	70	74	SHOE, grouser, heat treated, 12"..	032126	
	046576	62	70	74	SHOE, grouser, heat treated, 14"..	032131	
	046578	62	70	74	SHOE, grouser, heat treated, 16"..	032173	
10	032832	62	70	74	SHOE, grouser, heat treated, 18"..	034884	
	046613	62	70	74	SHOE, grouser, heat treated, 20"..	032180	
	046583	62	70	74	SHOE, grouser, cut-out, 7"		
	046575	62	70	74	SHOE, grouser, cut-out, 12",.....	032130	
	046577	62	70	74	SHOE, grouser, cut-out, 14",.....	032170	
	046579	62	70	74	SHOE, grouser, cut-out, 16",.....	032175	
	045740	62	70	74	SHOE, angle-iron, 18"		
	045741	62	70	74	SHOE, angle-iron, 22"		
	045743	62	70	74	SHOE, flat, 12" (cast steel)		
	033401	62	70	74	SHOE, flat, 12" (forged steel)....	033404	.... 033406 ... 033923
12	030189	62	70	74	SHOE, flat, 14" (cast steel)		
	046580	62	70	74	SHOE, flat, cut-out, 12" (cast)		
13	033407	62	70	74	SHOE, flat, cut-out, 12" (forged).	....	... 042421
	045676	62	70	74	SHOE, flat, skeleton, 12"		
15	045367	62	70	74	SHOE, rubber-faced, 11" (Requires ADAPTER 045364)		
	911045	124	140	148	NUT, hex, 3/4"NF		
	904369	124	140	148	LOCKWASHER, 3/4"		
16	045364	62	70	74	ADAPTER, rubber-faced shoe (Used with SHOE 045367 only)		

NOTE: Complete TRACK ASSEMBLIES with SHOES are furnished only in sizes and types as listed. Assemblies other than those listed may be made up in the field by ordering the various components.

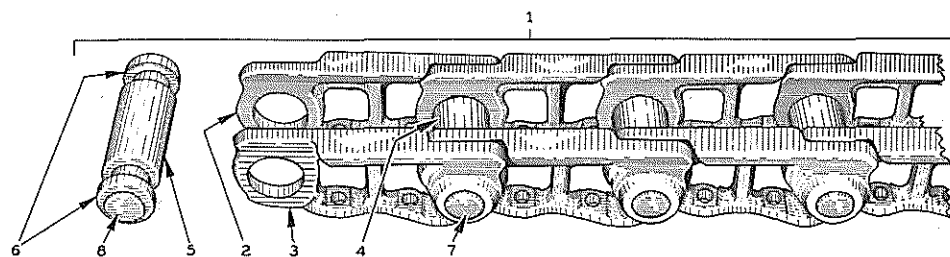


18

17



TRACK SHOES



TRACK RAIL PARTS

PLATE 1789 — TRACK (THIRD TYPE)



TRACK  
(See Plate 1789)

THIRD TYPE - Used on tractors after serial No. 12560. Rails are 1-1/4" wide.

ITEM	PART NUMBER	QUANTITY		DESCRIPTION	PACKAGE OR KIT NUMBER
		Std. Model	Hough-Loader Model		
1	044133	2	-	RAIL ASSEMBLY (31 Links) (Consists of items 2 thru 8)	
	044170	-	2	RAIL ASSEMBLY (37 Links) (Consists of items 2 thru 8)	
2	043599	62	74	BAR - left	
3	043600	62	74	BAR - right	
4	044129	60	72	BUSHING (1-7/8" O.D. x 4-1/2" long).....	044162
5	044131	2	2	BUSHING, master (1-7/8" O.D. x 3-5/8" long).....	044162
6	043593	4	4	SPACER, master bushing.....	044162
7	044132	60	72	PIN (6-1/4" long).....	044163
8	044130	2	2	PIN, master (6-1/2" long).....	044163
9	043591	248	296	BOLT, track shoe (1/2"NF x 1-9/16")	
10	038234	248	296	NUT, hex, high, 1/2"NF	

TRACK SHOES

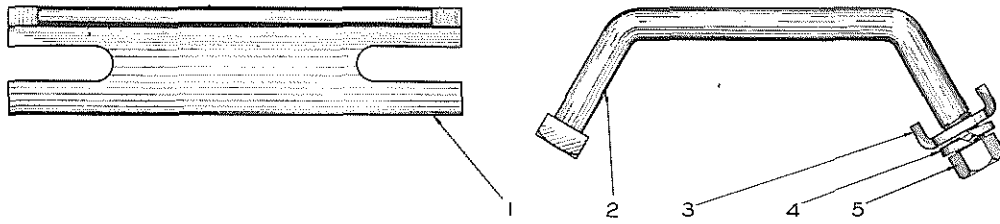
COMPLETE TRACK ASSEMBLIES WITH SHOES - 2 Required

NOTE: Track shoes over 12" wide cannot be used on 40" tread model.

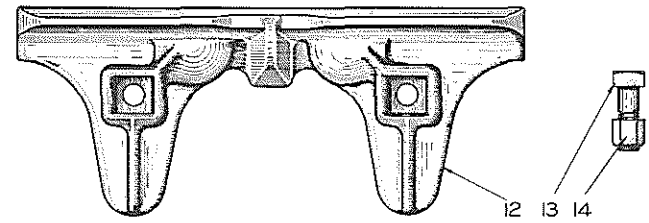
Std. Model (31 Links)	Hough-Loader Model (37 Links)
--------------------------	----------------------------------

11	044214	62	74	SHOE, grouser, 7"		
	044216	62	74	SHOE, grouser, 10"		
	044137	62	74	SHOE, grouser, 12".....	044134	044171
	044006	62	74	SHOE, grouser, 14".....	044177	
	044197	62	74	SHOE, grouser, 16".....	044182	
	044223	62	74	SHOE, grouser, 18".....	044186	
	044224	62	74	SHOE, grouser, 20".....	044187	
	044218	62	74	SHOE, grouser, heat treated, 12".....	044172	
	044208	62	74	SHOE, grouser, heat treated, 14".....	044179	
	044198	62	74	SHOE, grouser, heat treated, 16".....	044183	
12	044226	62	74	SHOE, grouser, heat treated, 20".....	044188	
	044215	62	74	SHOE, grouser, cut-out, 7"		
	044217	62	74	SHOE, grouser, cut-out, 10"		
	044220	62	74	SHOE, grouser, cut-out, heat treated, 12".....	044176	
13	044212	62	74	SHOE, grouser, cut-out, heat treated, 14".....	044181	
	044200	62	74	SHOE, grouser, cut-out, heat treated, 16".....	044185	
	044230	62	74	SHOE, angle-iron, 18"		
14	044225	62	74	SHOE, angle-iron, 22"		
	044222	62	74	SHOE, flat, 12".....		044221
15	044213	62	74	SHOE, flat, 14"		
16	044205	62	74	SHOE, flat, cut-out, 12".....		044169
17	044227	62	74	SHOE, flat, skeleton, 12"		
17	045367	62	74	SHOE, rubber-faced, 11" (Requires ADAPTER 044228)		
	911045	124	148	NUT, hex, 3/4"NF		
17	904369	124	148	LOCKWASHER, 3/4"		
18	044228	62	74	ADAPTER, rubber-faced shoe (Used with SHOE 045367 only)		

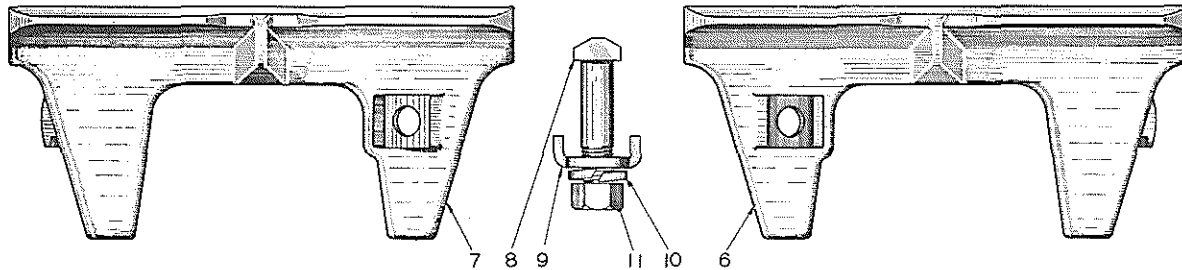
NOTE: Complete TRACK ASSEMBLIES with SHOES are furnished only in sizes and types as listed. Assemblies other than those listed may be made up in the field by ordering the various components.



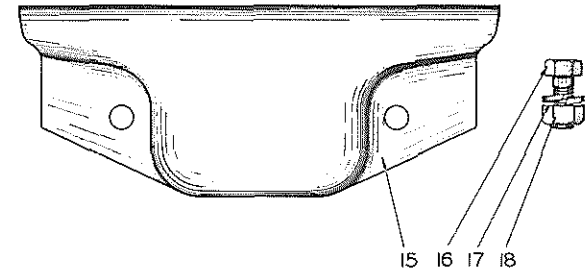
ANGLE IRON DIRT GROUSER  
(FOR FLAT SHOES ONLY)



SNOW AND ICE GROUSER  
(FOR GROUSER SHOES ONLY)



SNOW AND ICE GROUSER  
(FOR FLAT SHOES ONLY)



STREET PLATE  
(FOR GROUSER SHOES ONLY)

PLATE 1835—GROUSERS AND STREET PLATES

GROUSERS  
(See Plate 1835)

\* Standard Models  
 \*\* Hough-Loader Models prior to serial No. 7711, excepting 7633 and 7639.  
 \*\*\* Hough-Loader Models after serial No. 7710, including 7633 and 7639.

ITEM	PART NUMBER	QUANTITY			DESCRIPTION	PACKAGE OR KIT NUMBER
		*	**	***		
<u>Dirt Type</u> (For Flat Track Shoes only)						
1	035889	62	70	74	GROUSER (angle iron)	
2	035888	62	70	74	U-BOLT	
3	035588	124	140	148	PLATE, locking	
4	904369	62	70	74	LOCKWASHER, 3/4"	
5	911030	62	70	74	NUT, hex, 3/4"NC	
<u>Snow and Ice Type</u> (For Flat Track Shoes only)						
6	046455	31	35	37	GROUSER - left	
7	046456	31	35	37	GROUSER - right	
8	035017	62	70	74	BOLT (sq-hd., 3/4"NF x 3-1/2")	
9	035588	62	70	74	PLATE, locking	
10	904369	62	70	74	LOCKWASHER, 3/4"	
11	911045	62	70	74	NUT, hex, 3/4"NC	
<u>Snow and Ice Type</u> (For Grouser Track Shoes only)						
12	046440	62	70	74	GROUSER	
13	046445	124	140	148	BOLT (sq-hd., 1/2"NF x 1-1/2")	
14	038234	124	140	148	NUT, hex, high, 1/2"NF	

STREET PLATES  
(See Plate 1835)

\* Standard Models.  
 \*\* Hough-Loader Models prior to serial No. 7711, excepting 7633 and 7639.  
 \*\*\* Hough-Loader Models after serial No. 7710, including 7633 and 7639.

NOTE: Used with Grouser Track Shoes only

15	{	045990	62	70	74	PLATE, street (For tractors prior to #12561 only)
		044462	62	70	74	PLATE, street (For tractors after #12560 only)
16		035061	124	140	148	CAPSCREW, hex-hd., 1/2"NC x 1-1/4"
17		904208	124	140	148	LOCKWASHER, 1/2"
18		911028	124	140	148	NUT, hex, 1/2"NC

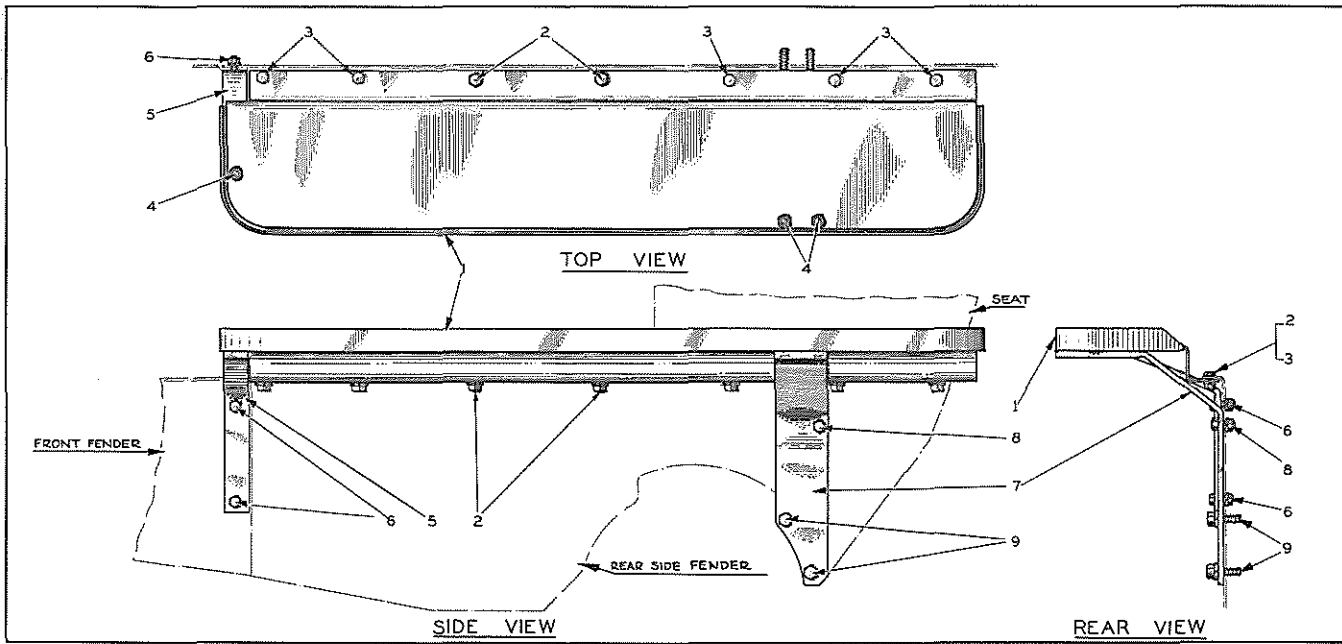


PLATE 1840 — TRACK FENDERS

TRACK FENDERS  
(See Plate 1840)

USAGE: Applicable to all tractors except Hough-Loader Model and Orchard Models.

<u>ITEM</u>	<u>PART NUMBER</u>	<u>QTY.</u>	<u>DESCRIPTION</u>	<u>PACKAGE OR KIT NUMBER</u>
1	045769	1	FENDER, track - left	
	045770	1	FENDER, track - right	
2	036032	4	CAPSCREW, hex-hd., 3/8"NF x 3/4"	
	911041	4	NUT, hex, 3/8"NF	
	904206	4	LOCKWASHER, 3/8"	
3	036034	10	CAPSCREW, hex-hd., 3/8"NF x 1"	
	911041	10	NUT, hex, 3/8"NF	
	904206	10	LOCKWASHER, 3/8"	
4	037411	6	CAPSCREW, fl-hd., 3/8"NF x 1-1/4"	
	911041	6	NUT, hex, 3/8"	
	904206	6	LOCKWASHER, 3/8"	
5	045763	2	BRACE, track fender - front	
6	036039	4	CAPSCREW, hex-hd., 3/8"NF x 1-3/8"	
	911041	4	NUT, hex, 3/8"NF	
	904206	4	LOCKWASHER, 3/8"	
7	045759	1	BRACE, left track fender - rear	
	045760	1	BRACE, right track fender - rear	
8	036039	2	CAPSCREW, hex-hd., 3/8"NF x 1-3/8"	
	911041	2	NUT, hex, 3/8"NF	
	904206	2	LOCKWASHER, 3/8"	
9	035236	4	CAPSCREW, hex-hd., 1/2"NC x 1-3/4" (40" tread model)	
	035712	4	CAPSCREW, hex-hd., 1/2"NC x 2-1/4" (50" tread model)	
	904208	4	LOCKWASHER, 1/2"	

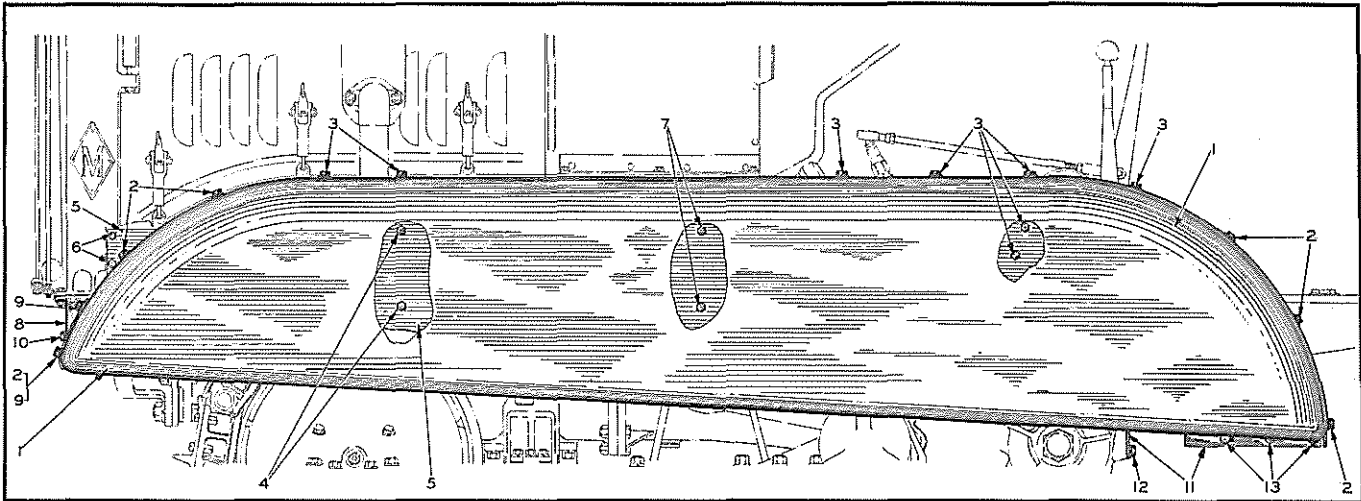


PLATE 1846 ——— TRACK FENDERS (ORCHARD MODELS)

TRACK FENDERS  
(See Plate 1846)

USAGE: Orchard Models only

ITEM	PART NUMBER	QTY.	DESCRIPTION	PACKAGE OR KIT NUMBER
1	046487	1	FENDER, track - left	
	046488	1	FENDER, track - right	
2	036034	12	CAPSCREW, hex-hd., 3/8"NF x 1"	
	911041	12	NUT, hex, 3/8"NF	
	904206	12	LOCKWASHER, 3/8"	
	911115	12	WASHER, plain, SAE std., 3/8"	
	036034	16	CAPSCREW, hex-hd., 3/8"NF x 1"	
3	904206	16	LOCKWASHER, 3/8"	
	911115	12	WASHER, plain, SAE std., 3/8"	
	012992	4	CAPSCREW, hex-hd., 3/8"NF x 1-1/4"	
4	904206	4	LOCKWASHER, 3/8"	
	046489	1	PLATE, fender mounting - left	
5	046490	1	PLATE, fender mounting - right	
	035244	4	CAPSCREW, hex-hd., 3/8"NC x 3/4"	
6	904206	4	LOCKWASHER, 3/8"	
	036034	4	CAPSCREW, hex-hd., 3/8"NF x 1"	
7	911041	4	NUT, hex, 3/8"NF	
	904206	4	LOCKWASHER, 3/8"	
	046498	1	APRON, front	
9	036034	4	CAPSCREW, hex-hd., 3/8"NF x 1"	
	911041	4	NUT, hex, 3/8"NF	
	904206	4	LOCKWASHER, 3/8"	
10	036039	2	CAPSCREW, hex-hd., 3/8"NF x 1-3/8"	
	911041	2	NUT, hex, 3/8"NF	
	904206	2	LOCKWASHER, 3/8"	
11	046501	1	PLATE, platform	
12	035440	2	CAPSCREW, hex-hd., 5/8"NC x 1-1/2"	
	904209	2	LOCKWASHER, 5/8"	
13	035061	6	CAPSCREW, hex-hd., 1/2"NC x 1-1/4"	
	911028	6	NUT, hex, 1/2"NC	
	904208	6	LOCKWASHER, 1/2"	

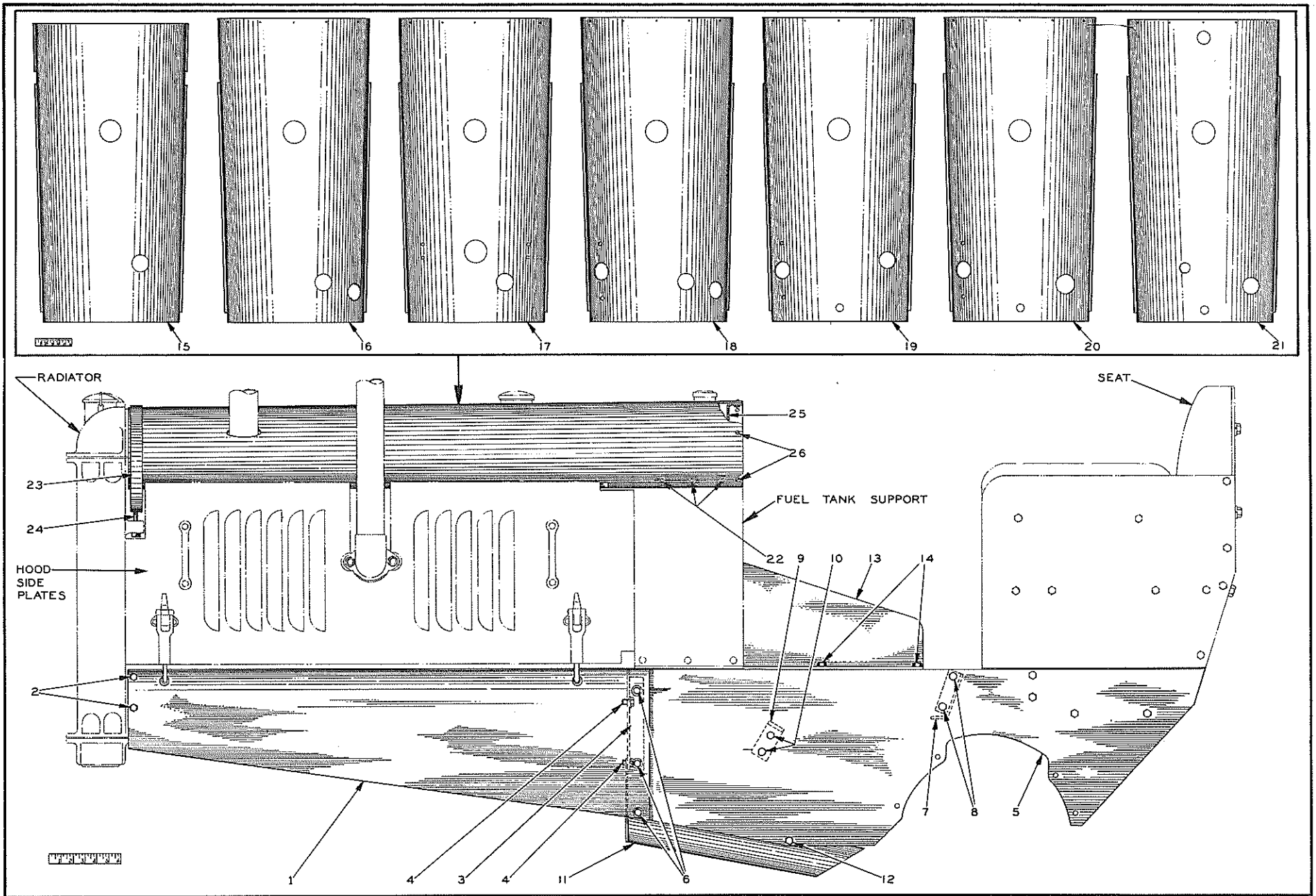


PLATE 1798—SIDE FENDERS AND HOOD

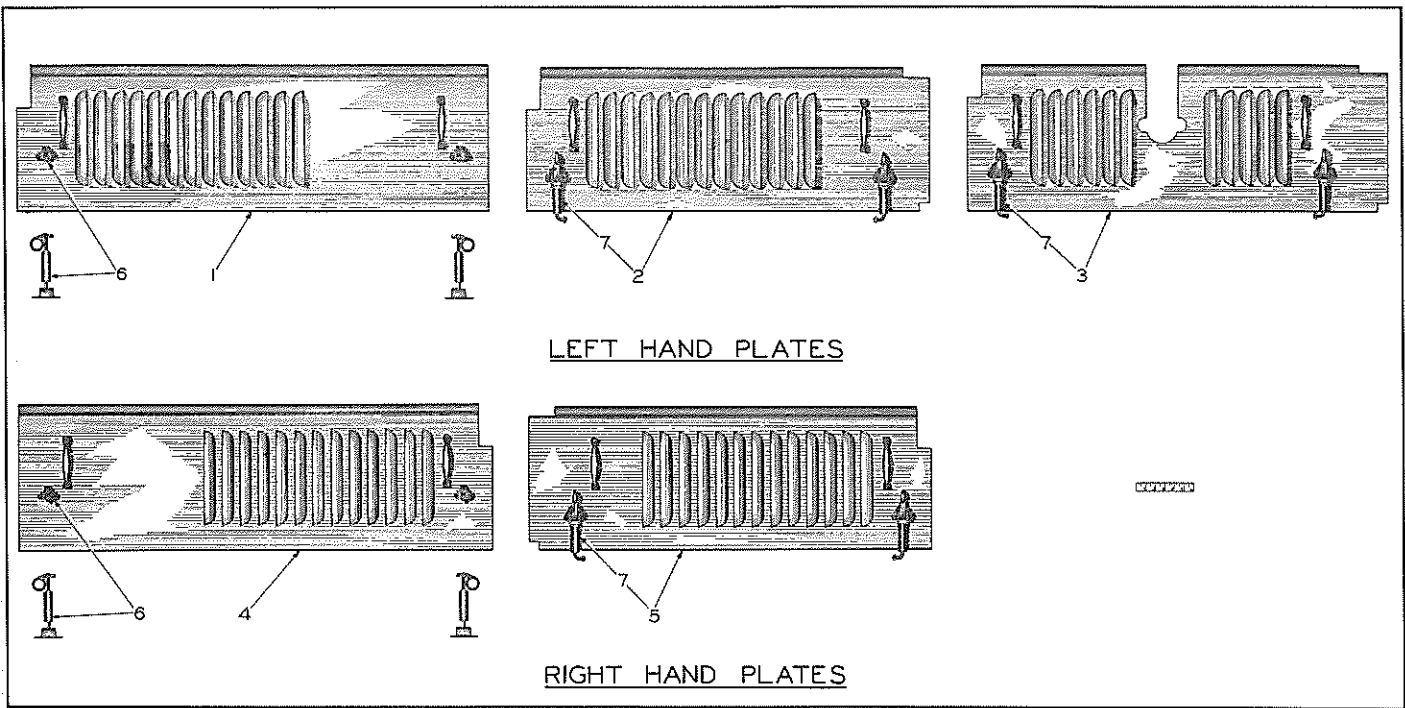
SIDE FENDERS  
(See Plate 1798)

<u>ITEM</u>	<u>PART NUMBER</u>	<u>QTY.</u>	<u>DESCRIPTION</u>	<u>PACKAGE OR KIT NUMBER</u>
1	045287	1	FENDER, front - left (Not for Orchard Models)	
	045288	1	FENDER, front - right (Not for Orchard Models)	
2	035244	4	CAPSCREW, hex-hd., 3/8"NC x 3/4"	
	904206	4	LOCKWASHER, 3/8"	
3	045293	1	BRACKET, fender supporting - left	
	045294	1	BRACKET, fender supporting - right	
4	035718	4	CAPSCREW, hex-hd., 1/2"NC x 3/4"	
	904208	4	LOCKWASHER, 1/2"	
5	032959	1	FENDER, rear - left (Not for Orchard Models)	
	032960	1	FENDER, rear - right (Not for Orchard Models)	
6	036034	6	CAPSCREW, hex-hd., 3/8"NF x 1"	
	911115	6	WASHER, plain, SAE std., 3/8"	
	904206	6	LOCKWASHER, 3/8"	
	911041	6	NUT, hex, 3/8"NF	
NOTE: Items 7 thru 12 were used only on tractors after #25				
7	045699	1	BRACKET, rear fender - left	
	045700	1	BRACKET, rear fender - right	
8	036034	4	CAPSCREW, hex-hd., 3/8"NF x 1"	
	911041	4	NUT, hex, 3/8"NF	
	904206	4	LOCKWASHER, 3/8"	
9	045688	2	REST, foot	
10	036034	4	CAPSCREW, hex-hd., 3/8"NF x 1"	
	911041	4	NUT, hex, 3/8"NF	
	904206	4	LOCKWASHER, 3/8"	
11	045634	1	GUARD ASSEMBLY, dirt - left (Riveted unit)	
	045635	1	GUARD ASSEMBLY, dirt - right (Riveted unit)	
12	036032	2	CAPSCREW, hex-hd., 3/8"NF x 3/4"	
	911041	2	NUT, hex, 3/8"NF	
	904206	2	LOCKWASHER, 3/8"	
13	046226	1	GUARD, foot (Used only on Hough-Loader Model)	
14	036032	4	CAPSCREW, hex-hd., 3/8"NF x 3/4"	
	911041	4	NUT, hex, 3/8"NF	
	904206	4	LOCKWASHER, 3/8"	

HOOD  
(See Plate 1798)

USAGE: All tractors except Orchard Models.

15	045273	1	HOOD, engine (For gasoline-burning tractors prior to #26)	
16	045642	1	HOOD, engine (For gasoline-burning tractors #26 thru #537)	
17	045666	1	HOOD, engine (For tractors burning low-grade fuel prior to #831. Standard equipment on tractors #538 thru #830)	
18	046363	1	HOOD, engine (Used on tractors #831 thru #4340)	
19	032129	1	HOOD, engine (Used on tractors #4341 thru #6541)	
20	033153	1	HOOD, engine (Used on tractors #6542 thru #7741)	
21	033622	1	HOOD, engine (Used on tractors after #7741)	
22	904478	6	BOLT, stove, rd-hd., 1/4"NC x 5/8"	} Used on tractors after #12239
	911024	6	NUT, hex, 1/4"NC	
	904204	6	LOCKWASHER, 1/4"	
23	U-232	1	STRAP, hood - front	
24	030809	2	BOLT, machine, sq-hd., 3/8"NC x 2"	
	900405	2	NUT, square, 3/8"NC	
25	045643	1	PLATE, dash (Used on tractors after #26)	
26	904478	7	BOLT, stove, rd-hd., 1/4" x 5/8"	
	911024	7	NUT, hex, 1/4"NC	
	904204	7	LOCKWASHER, 1/4"	



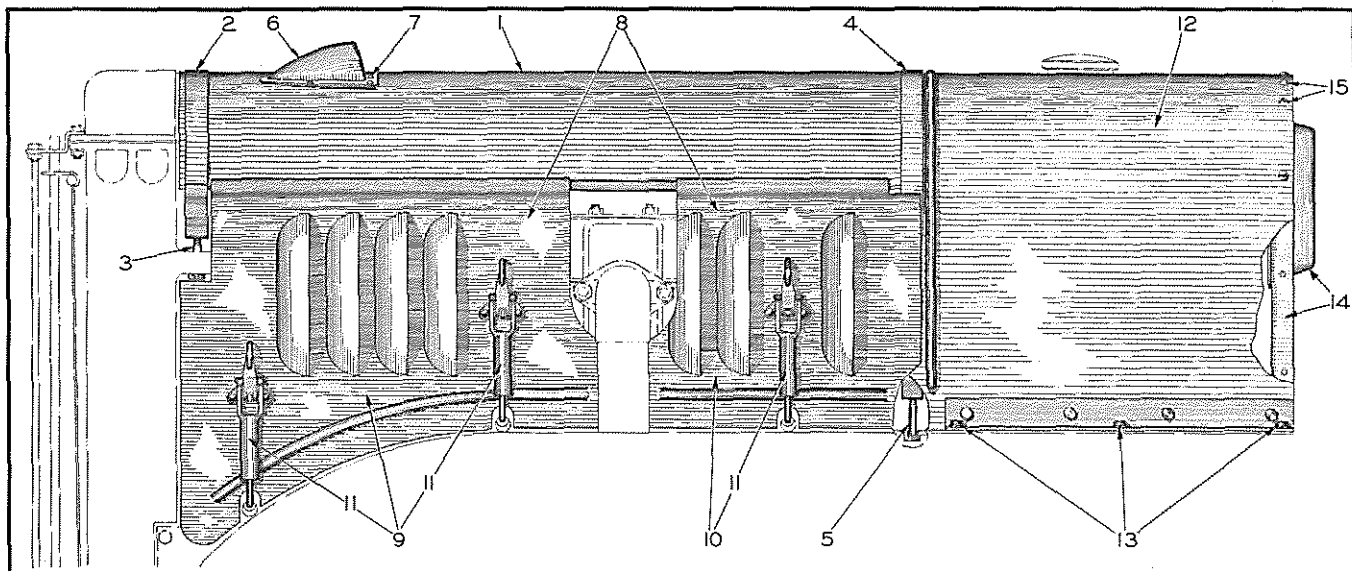
**PLATE 1799 — HOOD SIDE PLATES**

HOOD SIDE PLATES  
(See Plate 1799)

USAGE: Special Equipment. For all tractors except Orchard Models

<u>ITEM</u>	<u>PART NUMBER</u>	<u>QTY.</u>	<u>DESCRIPTION</u>	<u>PACKAGE OR KIT NUMBER</u>
NOTE: All Hood Side Plates include lifting handles				
1	045264	1	PLATE ASSEMBLY, hood side - left (For tractors prior to #26)	
2	045693	1	PLATE ASSEMBLY, hood side - left (Includes item 7) (For tractors #26 thru #4340 burning gasoline. No cut-out for exhaust pipe)	
3	045687	1	PLATE ASSEMBLY, hood side - left (42" long. Includes item 7) (For tractors #26 thru #4340 burning low-grade fuels. Also fits all tractors #4341 thru 6662)	
	033373	1	PLATE ASSEMBLY, hood side - left (43-1/2" long. Includes item 7) (For tractors after #6662)	
4	045265	1	PLATE ASSEMBLY, hood side - right (For tractors prior to #26)	
5	045694	1	PLATE ASSEMBLY, hood side - right (42" long. Includes item 7) (For tractors #26 thru #6662)	
	033374	1	PLATE ASSEMBLY, hood side - right (43-1/2" long. Includes item 7) (For tractors after #6662)	
6	033061	4	FASTENER, hood side plate (3-piece type. Used on early machines only)	
7	033060	4	FASTENER, hood side plate (1-piece type. Replaced FASTENER 033061)	





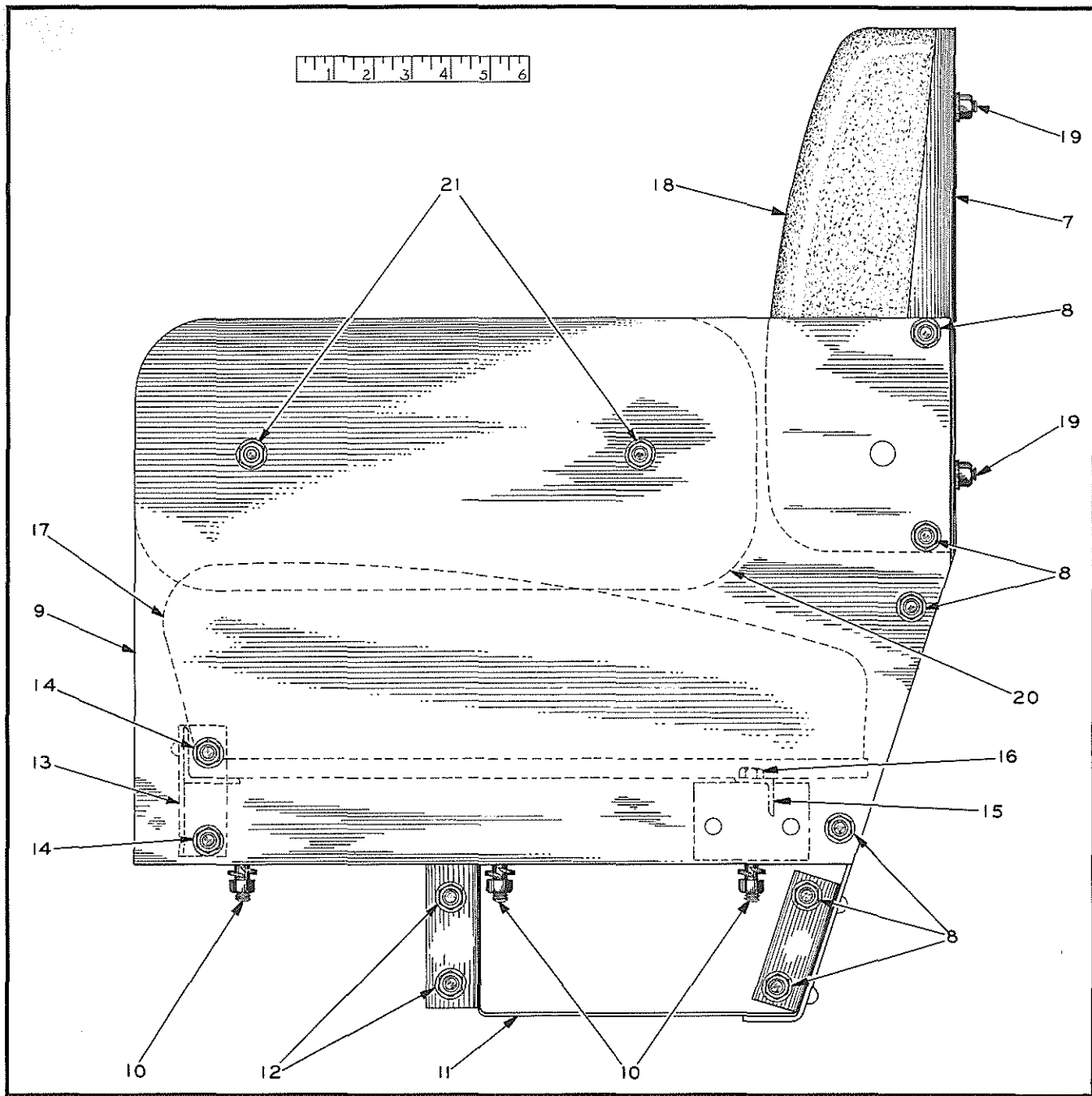
## PLATE 1844—HOOD AND COWL (ORCHARD MODELS)

HOOD AND COWL  
(See Plate 1844)

USAGE: Orchard Models only

PACKAGE OR  
KIT NUMBER

ITEM	PART NUMBER	QTY.	DESCRIPTION	PACKAGE OR KIT NUMBER
1	046515	1	HOOD, engine (Used on tractors prior to #4538)	
	032011	1	HOOD, engine (Used on tractors #4538 thru #6541)	
	033154	1	HOOD, engine (Used on tractors after #6541)	
2	U-232	1	STRAP, hood - front	
3	030809	2	BOLT, machine, sq-hd., 3/8"NC x 2"	
	900405	2	NUT, square, 3/8"NC	
4	046524	1	STRAP, hood - rear	
5	030809	2	BOLT, machine, sq-hd., 3/8"NC x 2"	
	900405	2	NUT, square, 3/8"NC	
6	046530	1	CAP, air inlet	
7	904478	4	BOLT, stove, rd-hd., 1/4"NC x 5/8"	
	911024	4	NUT, hex, 1/4"NC	
	904204	4	LOCKWASHER, 1/4"	
8	031784	1	DOOR ASSEMBLY, engine hood - left (One-piece type. Includes item 11) (Used only on tractors prior to #4538 when exhaust pipe is set at front of engine for burning gasoline)	
	046520	1	DOOR ASSEMBLY, engine hood - right (One-piece type. Includes item 11)	
9	046518	1	DOOR ASSEMBLY, engine hood - left (Front half) (Includes item 11)	
10	046519	1	DOOR ASSEMBLY, engine hood - left (Rear half) (Includes item 11)	
11	033060	5	FASTENER, hood door	
	911092	10	RIVETS, rd-hd., steel, 3/16" x 1/2"	
12	046512	1	COWL	
13	036039	6	CAPSCREW, hex-hd., 3/8"NF x 1-3/8"	
	904206	6	LOCKWASHER, 3/8"	
14	046529	1	PLATE, dash	
15	904478	11	BOLT, stove, rd-hd., 1/4"NC	
	911024	11	NUT, hex, 1/4"NC	
	904204	11	LOCKWASHER, 1/4"	



## PLATE 1800—SEAT (FIRST TYPE)

SEAT  
(See Plate 1800)

FIRST TYPE - Used on all tractors except Orchard Models.

\* Standard Models prior to serial No. 6663

\*\* Hough-Loader Models prior to serial No. 7941

ITEM	PART NUMBER	QUANTITY		DESCRIPTION	PACKAGE OR KIT NUMBER
		*	**		

NOTE: Items 1 thru 6 were used only on tractors prior to serial No. 26. None of those parts are serviced and the entire later type Seat (items 7 thru 16) must be ordered when replacements are required.

1	-----	1	-	SEAT ASSEMBLY (Back and Sides are riveted into one unit) (Not serviced. See NOTE)	
2	036034	4	-	CAPSCREW, hex-hd., 3/8"NF x 1"	
	036032	4	-	CAPSCREW, hex-hd., 3/8"NF x 3/4"	
	911041	8	-	NUT, hex, 3/8"NF	
	904206	8	-	LOCKWASHER, 3/8"	

(Continued)

SEAT  
(See Plate 1800)

ITEM	PART NUMBER	QUANTITY		DESCRIPTION	PACKAGE OR KIT NUMBER
		*	**		
3	-----	1	-	SUPPORT ASSEMBLY, seat cushion - left (Riveted unit) (Not serviced. See NOTE)	
	-----	1	-	SUPPORT ASSEMBLY, seat cushion - right (Riveted unit) (Not serviced. See NOTE)	
4	036034	4	-	CAPSCREW, hex-hd., 3/8"NF x 1"	
	911041	4	-	NUT, hex, 3/8"NF	
	904206	4	-	LOCKWASHER, 3/8"	
5	-----	1	-	BOX, tool (Not serviced. See NOTE)	
6	036032	4	-	CAPSCREW, hex-hd., 3/8"NF x 3/4"	
	911041	4	-	NUT, hex, 3/8"NF	
	904206	4	-	LOCKWASHER, 3/8"	
NOTE: Items 7 thru 16 were used on tractors after serial No. 25.					
7	046572	1	-	BACK ASSEMBLY, seat (Riveted unit. 29-1/4" wide)	
	030821	-	1	BACK ASSEMBLY, seat (Riveted unit. 26" wide)	
8	036032	12	12	CAPSCREW, hex-hd., 3/8"NF x 3/4"	
	911041	12	12	NUT, hex, 3/8"NF	
	904206	12	12	LOCKWASHER, 3/8"	
9	046573	1	-	PLATE ASSEMBLY, seat side - left (Riveted unit)	
	046574	1	-	PLATE ASSEMBLY, seat side - right (Riveted unit)	
	030819	-	1	PLATE ASSEMBLY, seat side - left (Riveted unit)	
	030820	-	1	PLATE ASSEMBLY, seat side - right (Riveted unit)	
10	036034	6	6	CAPSCREW, hex-hd., 3/8"NF x 1"	
	911041	6	6	NUT, hex, 3/8"NF	
	904206	6	6	LOCKWASHER, 3/8"	
11	045596	1	1	BOTTOM, tool box (Standard)	
	046275	1	-	BOTTOM, tool box (For tractors with Power Take-off)	
12	036032	4	4	CAPSCREW, hex-hd., 3/8"NF x 3/4"	
	911041	4	4	NUT, hex, 3/8"NF	
	904206	4	4	LOCKWASHER, 3/8"	
13	045697	1	-	SUPPORT ASSEMBLY, seat cushion - front (Riveted unit. 29-1/4" long)	
	046221	-	1	SUPPORT ASSEMBLY, seat cushion - front (Riveted unit. 26" long)	
14	036032	4	4	CAPSCREW, hex-hd., 3/8"NF x 3/4"	
	911041	4	4	NUT, hex, 3/8"NF	
	904206	4	4	LOCKWASHER, 3/8"	
15	045625	1	-	ANGLE, seat cushion supporting - rear (28" long)	
	046222	-	1	ANGLE, seat cushion supporting - rear (24-3/4" long)	
16	036034	2	2	CAPSCREW, hex-hd., 3/8"NF x 1"	
	911041	2	2	NUT, hex, 3/8"NF	
	904206	2	2	LOCKWASHER, 3/8"	
17	035975	1	1	CUSHION, seat (17-1/2" wide)	
18	035976	1	1	CUSHION, back	
19	911026	4	4	NUT, hex, 3/8"NC	
	904206	4	4	LOCKWASHER, 3/8"	
20	032958	2	-	CUSHION, side	
21	911026	4	-	NUT, hex, 3/8"NC	
	904206	4	-	LOCKWASHER, 3/8"	

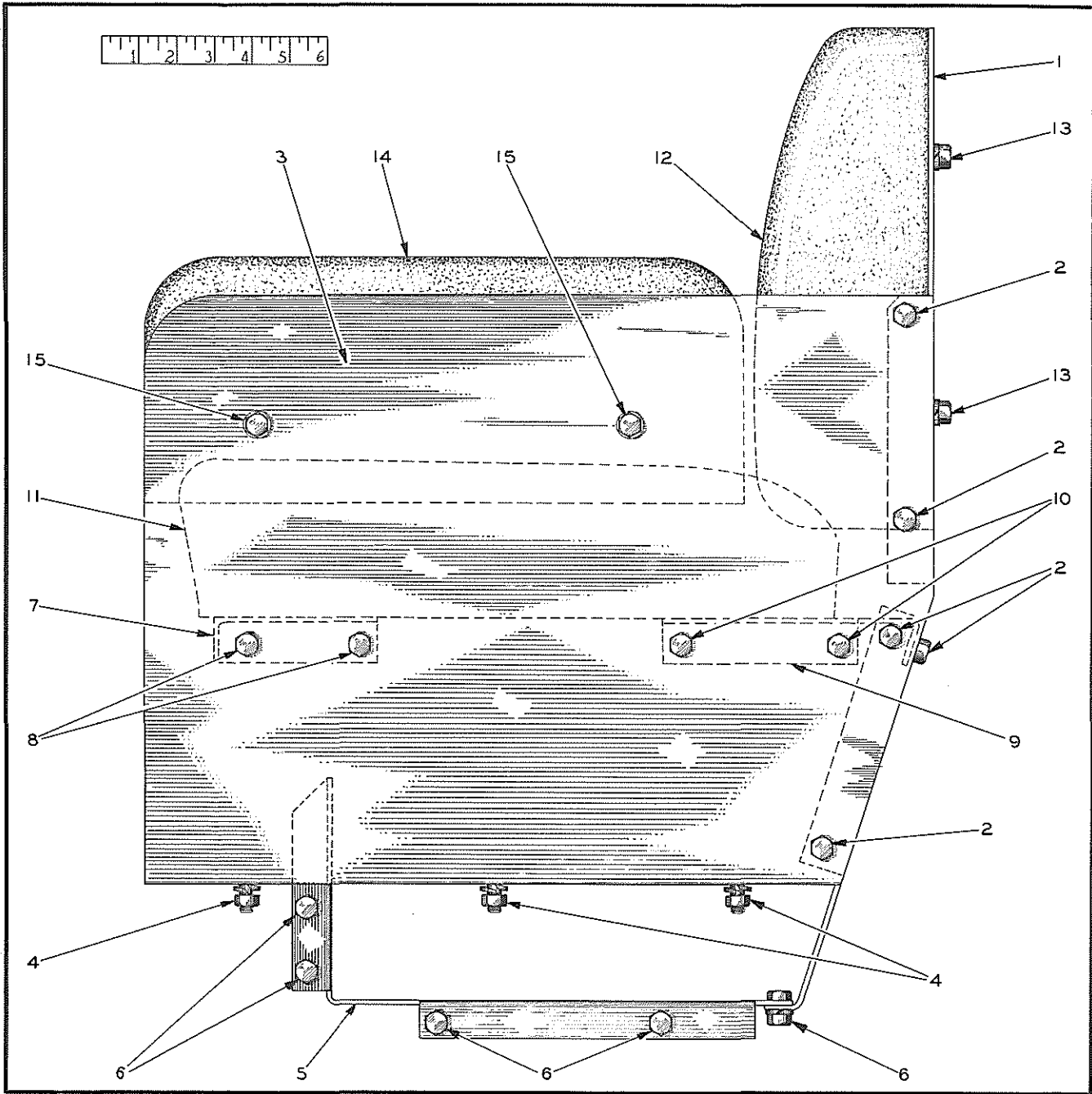


PLATE 1801 — SEAT (SECOND TYPE)

SEAT  
(See Plate 1801)

SECOND TYPE - Used on all tractors except Orchard Models

\* Standard Models after serial No. 6662

\*\* Hough-Loader Models after serial No. 7940

ITEM	PART NUMBER	QUANTITY		DESCRIPTION	PACKAGE OR KIT NUMBER
		*	**		
1	032963	1	-	BACK, seat (29-1/4" wide)	
	033131	-	1	BACK, seat (26" wide)	
2	036032	10	10	CAPSCREW, hex-hd., 3/8"NF x 3/4"	
	911041	10	10	NUT, hex, 3/8"NF	
	904206	10	10	LOCKWASHER, 3/8"	
3	032961	1	-	PLATE, seat side - left	
	032962	1	-	PLATE, seat side - right	
	033129	-	1	PLATE, seat side - left	
	033130	-	1	PLATE, seat side - right	

(Continued)

SEAT (Continued)  
(See Plate 1801)

ITEM	PART NUMBER	QUANTITY		DESCRIPTION	PACKAGE OR KIT NUMBER
		*	**		
4	036032	6	6	CAPSCREW, hex-hd., 3/8"NF x 3/4"	
	911041	6	6	NUT, hex, 3/8"NF	
	904206	6	6	LOCKWASHER, 3/8"	
5	032956	1	1	BOX, tool	
6	036032	10	10	CAPSCREW, hex-hd., 3/8"NF x 3/4"	
	911041	10	10	NUT, hex, 3/8"NF	
	904206	10	10	LOCKWASHER, 3/8"	
7	033110	1	-	ANGLE, cushion supporting - front (29-1/4" long)	
	033133	-	1	ANGLE, cushion supporting - front (26" long)	
8	036032	4	4	CAPSCREW, hex-hd., 3/8"NF x 3/4"	
	911041	4	4	NUT, hex, 3/8"NF	
	904206	4	4	LOCKWASHER, 3/8"	
9	032957	1	-	FRAME, seat cushion supporting - rear (29-1/4" long)	
	033132	-	1	FRAME, seat cushion supporting - rear (26" long)	
10	036032	4	4	CAPSCREW, hex-hd., 3/8"NF x 3/4"	
	911041	4	4	NUT, hex, 3/8"NF	
	904206	4	4	LOCKWASHER, 3/8"	
11	032968	1	1	CUSHION, seat (13-1/2" wide)	
12	032967	1	1	CUSHION, back	
13	035244	4	4	CAPSCREW, hex-hd., 3/8"NC x 3/4"	
	904206	4	4	LOCKWASHER, 3/8"	
14	032958	2	-	CUSHION, side	
15	035244	4	-	CAPSCREW, hex-hd., 3/8"NC x 3/4"	
	904206	4	-	LOCKWASHER, 3/8"	

PAINTING AND MARKING  
(Not illustrated)

<u>ITEM</u>	<u>PART NUMBER</u>	<u>QTY.</u>	<u>DESCRIPTION</u>	<u>PACKAGE OR KIT NUMBER</u>
1	207378	1	TRANSFER, "ALLIS-CHALMERS" (3-1/8" x 22-3/4") (Applied to rear of seat)	
2	AM-8748	2	TRANSFER, "A-C" (6" square) (Applied to sides of fuel tank support)	
3	033671	1	TRANSFER, instruction, fuel valve (4" x 6") (Applied to front of dash)	
4	206289	1	TRANSFER, instruction, water drain (9/16" x 1-1/2") (Applied to side of cylinder block)	
5	914932	-	ENAMEL, persian orange, one quart	} For spraying. Approx. 1 gal. required.
6	914966	-	ENAMEL, persian orange, one gallon	
7	914933	-	ENAMEL, persian orange, one quart	} For brushing
8	914967	-	ENAMEL, persian orange, one gallon	

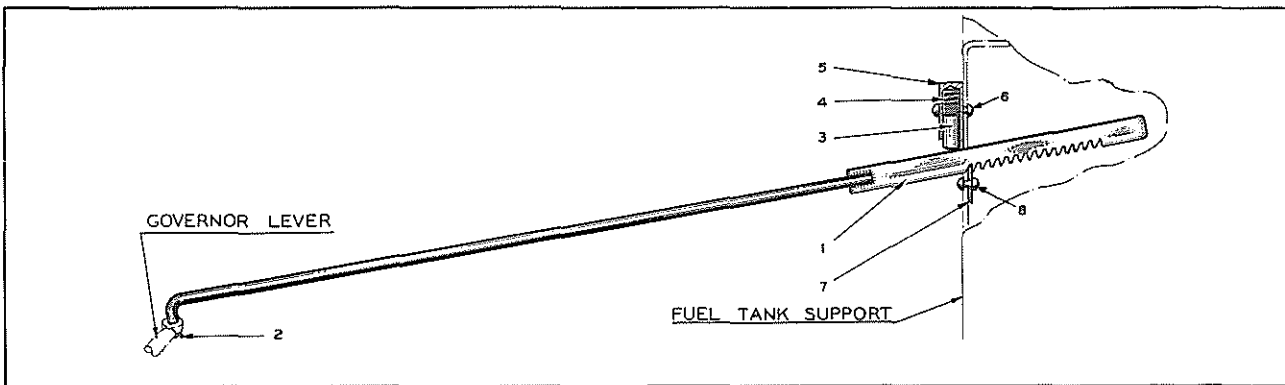


PLATE 1802 — THROTTLE CONTROL (FIRST TYPE)

THROTTLE CONTROL  
(See Plate 1802)

FIRST TYPE - Used on tractors prior to serial No. 442

<u>ITEM</u>	<u>PART NUMBER</u>	<u>QTY.</u>	<u>DESCRIPTION</u>	<u>PACKAGE OR KIT NUMBER</u>
1	045574	1	ROD, ratchet	
2	900970	1	PIN, cotter, 1/16" x 1/2"	
3	U-227	1	PIN, rod latch	
4	012699	1	SPRING, latch pin	
5	U-225	1	SOCKET, latch pin	
6	911136	2	RIVET, rd-hd., steel, 3/16" x 1-1/8"	
7	U-226	1	WASHER, latch	
8	911135	1	RIVET, rd-hd., steel, 3/16" x 5/8"	

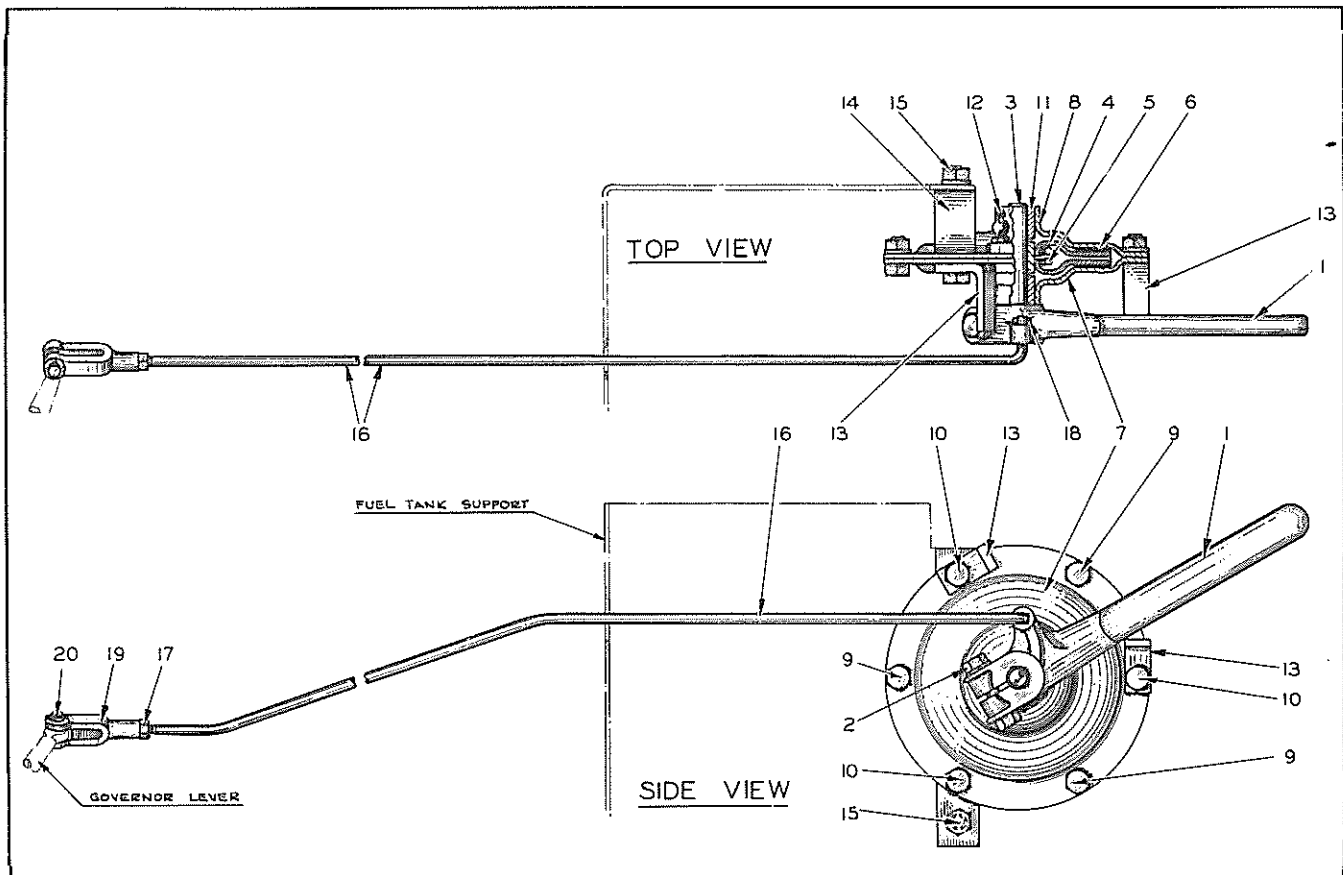


PLATE 1803— THROTTLE CONTROL (SECOND TYPE)

THROTTLE CONTROL  
(See Plate 1803)

SECOND TYPE - Used on tractors after serial No. 441

ITEM	PART NUMBER	QTY.	DESCRIPTION	PACKAGE OR KIT NUMBER
-	046260	1	THROTTLE ASSEMBLY (Consists of items 1 thru 15)	
1	071809	1	LEVER, throttle	
2	035336	1	CAPSCREW, hex-hd., 3/8"NF x 1-5/8"	
	911041	1	NUT, hex, 3/8"NF	
	904206	1	LOCKWASHER, 3/8"	
3	038044	1	SHAFT, throttle lever	
4	071798	2	PLATE, pressure	
5	071810	1	SPRING, pressure plate	
6	071808	2	DISC, friction	
7	071799	1	COVER ASSEMBLY - left (Includes item 11)	
8	072369	1	COVER ASSEMBLY - right (Includes item 11)	
9	036032	3	CAPSCREW, hex-hd., 3/8"NF x 3/4"	
	911041	3	NUT, hex, 3/8"NF	
	904206	3	LOCKWASHER, 3/8"	
10	036034	3	CAPSCREW, hex-hd., 3/8"NF x 1"	
	911041	3	NUT, hex, 3/8"NF	
	904206	3	LOCKWASHER, 3/8"	
11	071800	2	BUSHING, throttle shaft	
12	911160	1	FITTING, lubricating, 45°, 1/8"NPT (Started with tractor #742)	
13	046262	2	STOP, throttle lever	
14	046261	1	BRACKET, mounting (Not used on Orchard Models)	
15	036032	2	CAPSCREW, hex-hd., 3/8"NF x 3/4"	
	911041	2	NUT, hex, 3/8"NF	
	904206	2	LOCKWASHER, 3/8"	

(Continued)

THROTTLE CONTROL (Continued)  
(See Plate 1803)

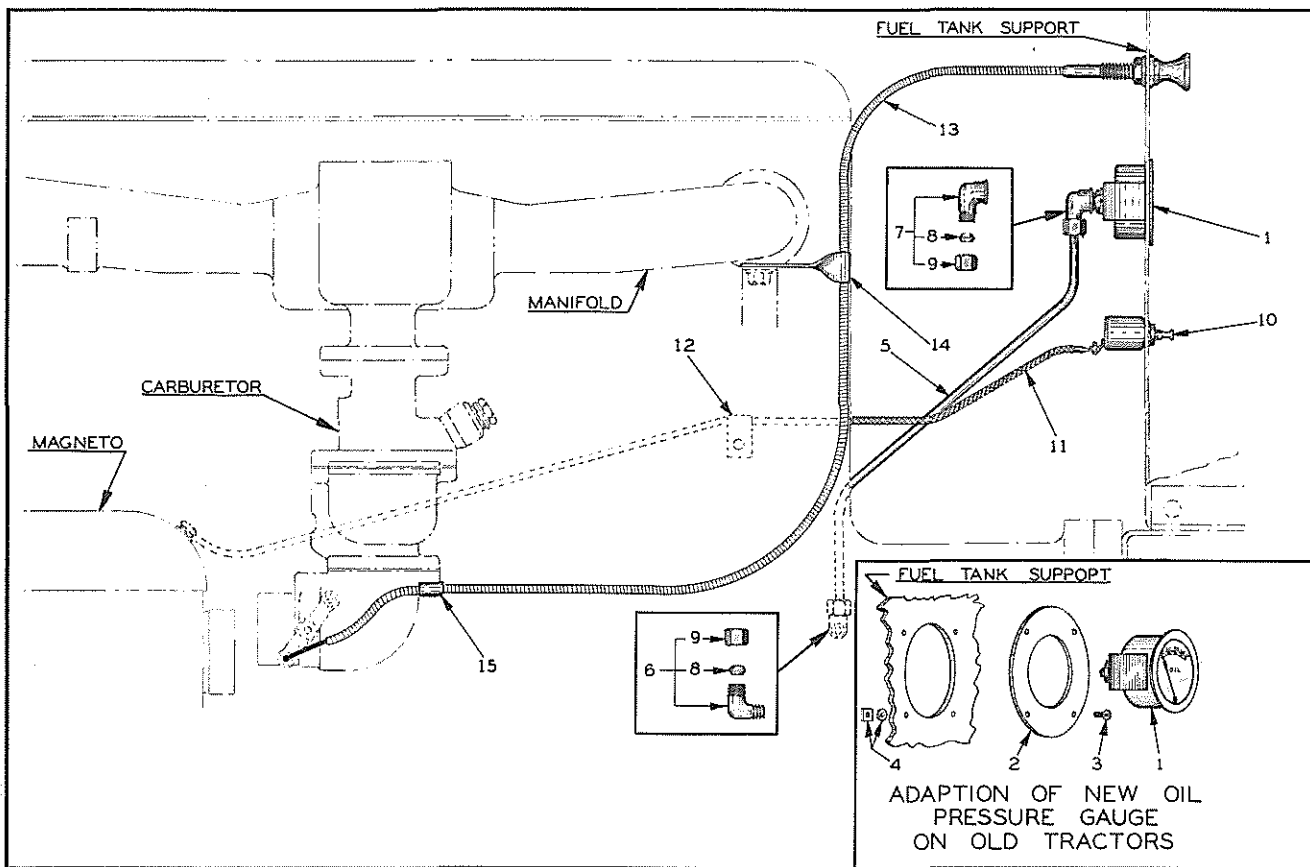
<u>ITEM</u>	<u>PART NUMBER</u>	<u>QTY.</u>	<u>DESCRIPTION</u>	<u>PACKAGE OR KIT NUMBER</u>
16	046296	1	ROD, throttle control (For Standard Models only. When required for tractors prior to #467 also order items 17, 19 and 20)	
	-----	1	ROD, throttle control (For Orchard Models only. See pages 155 and 157)	
17	911040	1	NUT, hex, 1/4"NF	
18	900942	1	PIN, cotter, 3/32" x 5/8"	
19	206066	1	YOKE, throttle rod	
20	033068	1	PIN, throttle rod yoke	
	900970	1	PIN, cotter, 1/16" x 1/2"	



INSTRUMENTS AND ELECTRIC STARTING AND LIGHTING

PAGE NUMBER

Ammeter. . . . .	145
Battery and Box. . . . .	145
Battery Cables . . . . .	145
Choke. . . . .	142,143
Generators . . . . .	145,148
Generator Belts. . . . .	145,148
Head Lights. . . . .	145,148
Head Light Parts . . . . .	151
Ignition Switch. . . . .	142,143
Ignition System. . . . .	48,50
Instruments (Standard) . . . . .	142,145,148
Instruments (Orchard). . . . .	143
Lighting . . . . .	145,148
Light Switch . . . . .	145
Oil Pressure Gauge . . . . .	142,143
Starting and Lighting. . . . .	145
Starting Motor . . . . .	145
Tail Light . . . . .	145,148
Tail Light Parts . . . . .	151
Wiring . . . . .	48,50,142, 143,145,148



## PLATE 1804 — INSTRUMENTS

INSTRUMENTS  
(See Plate 1804)

USAGE: For all tractors except Orchard Models

ITEM	PART NUMBER	QTY.	DESCRIPTION	PACKAGE OR KIT NUMBER
1	-----	1	GAUGE, oil pressure (2-5/8" diam.) (Used on tractors prior to #2542. Order GAUGE 030198 and PLATE 030571)	
	900552	4	SCREW, machine, rd-hd., #8-32NC x 3/8"	
	911023	4	NUT, square, #8-32NC	
	906964	4	LOCKWASHER, #8	
	030198	1	GAUGE, oil pressure (2" diam. Includes mounting CLAMP) (Started with tractor #2542)	
2	030571	1	PLATE, adapting, oil pressure gauge (Used on tractors #2542 thru #6662)	
3	900552	4	SCREW, machine, rd-hd., #8-32NC x 3/8"	
4	911023	4	NUT, square, #8-32NC	
	906964	4	LOCKWASHER, #8	
5	045752	1	TUBE, oil pressure gauge (1/4" x 17-1/2")	
6	910240	1	ELBOW, male, compression, 1/4" tube, 1/8"NPT (Includes NUT and SLEEVE)	
7	910270	1	ELBOW, female, compression, 1/4" tube, 1/8"NPT (Includes NUT and SLEEVE)	
8	911435	2	SLEEVE, compression fitting, 1/4" tube	
9	911437	2	NUT, compression fitting, 1/4" tube	
10	-----	1	SWITCH, ignition (key type) (Used on tractors prior to #6663. Order SWITCH 032976 and drill 3/8" mounting hole in dash)	
	032976	1	SWITCH, ignition (push-pull type) (Started with tractor #6663)	
11	045591	1	WIRE, ignition switch to magneto	
12	U-479	1	CLIP, ignition switch cable (single, closed type, 3/16" diam., 17/32" bolt hole)	
13	045580	1	WIRE ASSEMBLY, choke control	
14	071058	1	CLIP, choke wire supporting	
15	AM-8763	1	CLIP, choke wire (single, closed type, 3/16" diam., 9/32" bolt hole)	

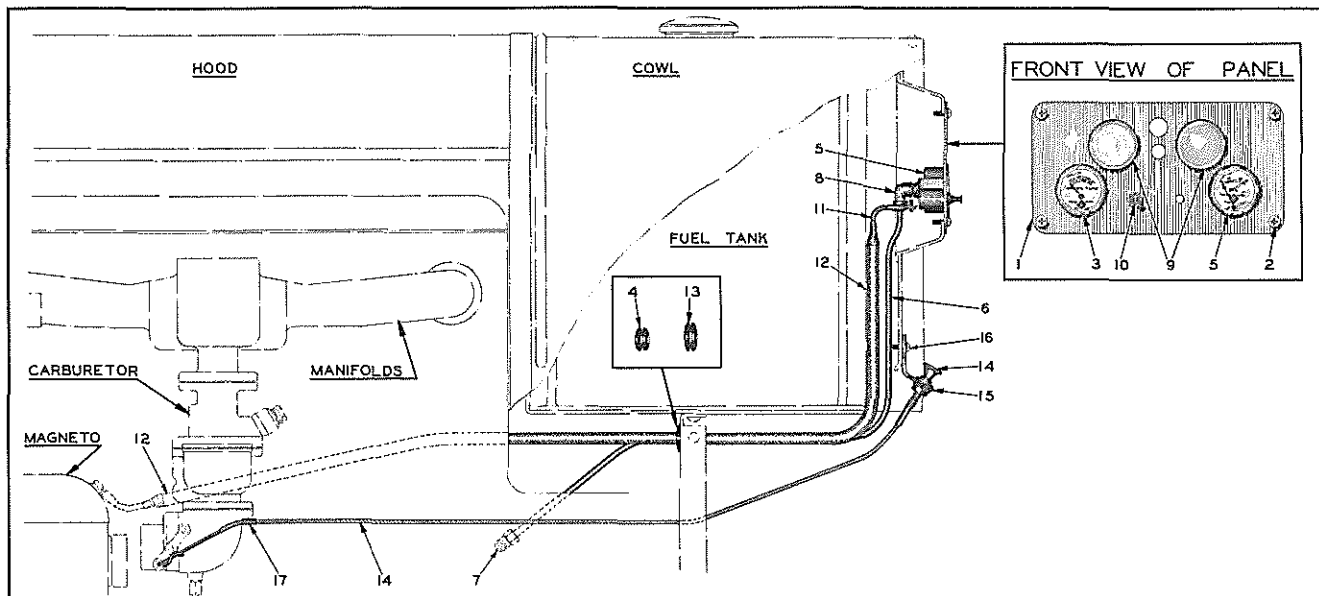
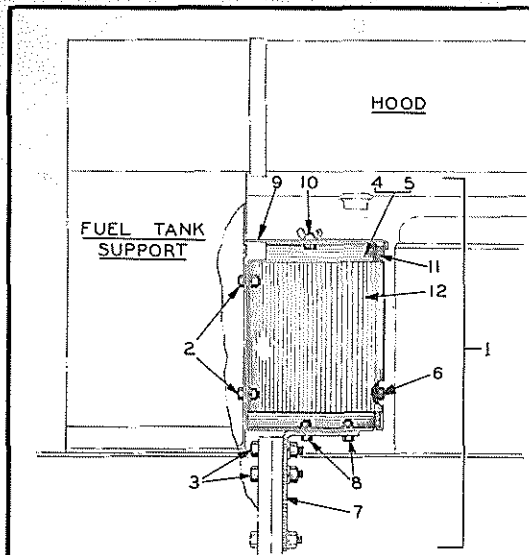


PLATE 1847—INSTRUMENTS (ORCHARD MODELS)

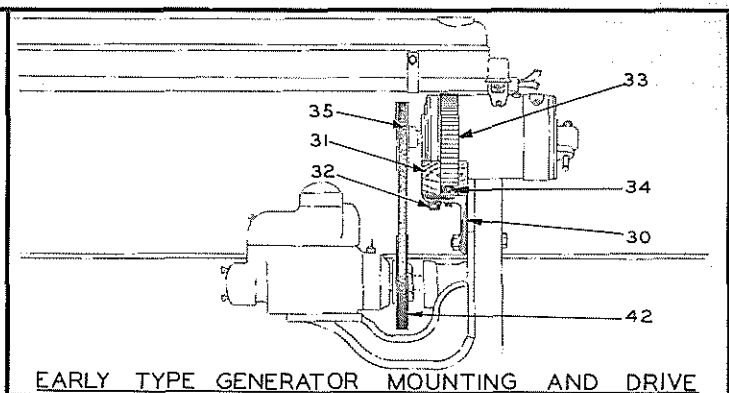
INSTRUMENTS  
(See Plate 1847)

USAGE: Orchard Model only

ITEM	PART NUMBER	QTY.	DESCRIPTION	PACKAGE OR KIT NUMBER
1	060049	1	PANEL, instrument (Tractors prior to #10283)	
	911024	4	NUT, hex, 1/4"NC	
	904204	4	LOCKWASHER, 1/4"	
2	034106	1	PANEL, instrument (Tractors after #10282)	
	033064	4	SCREW, thread-cutting, cross-recess-hd., 1/4" x 5/8"	
3	904204	4	LOCKWASHER, 1/4"	
	030197	1	GAUGE, engine temperature	
4	030376	1	CLIP, supporting, temperature gauge tube	
5	036887	1	GROMMET, temperature gauge tube (rubber)	
6	030198	1	GAUGE, oil pressure	
7	037293	1	TUBE ASSEMBLY, oil pressure gauge (43-1/2" long. Includes NUTS and SLEEVES)	
8	910240	1	ELBOW, male, compression, 1/4" tube, 1/8"NPT (Includes NUT and SLEEVE)	
9	910270	1	ELBOW, female, compression, 1/4" tube, 1/8"NPT (Includes NUT and SLEEVE)	
10	030220	2	COVER, instrument panel hole	
11	-----	1	SWITCH, ignition (key type) (Used on tractors prior to #10283. Order SWITCH 032976 and drill 3/8" mounting hole in dash)	
	032976	1	SWITCH, ignition (push-pull type) (Started with tractor #10283)	
12	036316	1	WIRE, ignition switch to magneto (46" long)	
13	036951	1	LOOM, ignition switch wire	
14	036888	1	GROMMET, ignition switch wire loom (rubber)	
15	046594	1	WIRE ASSEMBLY, choke control	
16	071001	1	BRACKET, supporting, choke control wire	
17	033064	2	SCREW, thread-cutting, cross-recess-hd., 1/4" x 5/8"	
	904204	2	LOCKWASHER, 1/4"	
17	AM-8763	1	CLIP, choke wire (single, closed type, 3/16" diam., 9/32" bolt hole)	



EARLY TYPE BATTERY MOUNTING  
(LOCATED UNDER HOOD)



EARLY TYPE GENERATOR MOUNTING AND DRIVE

144

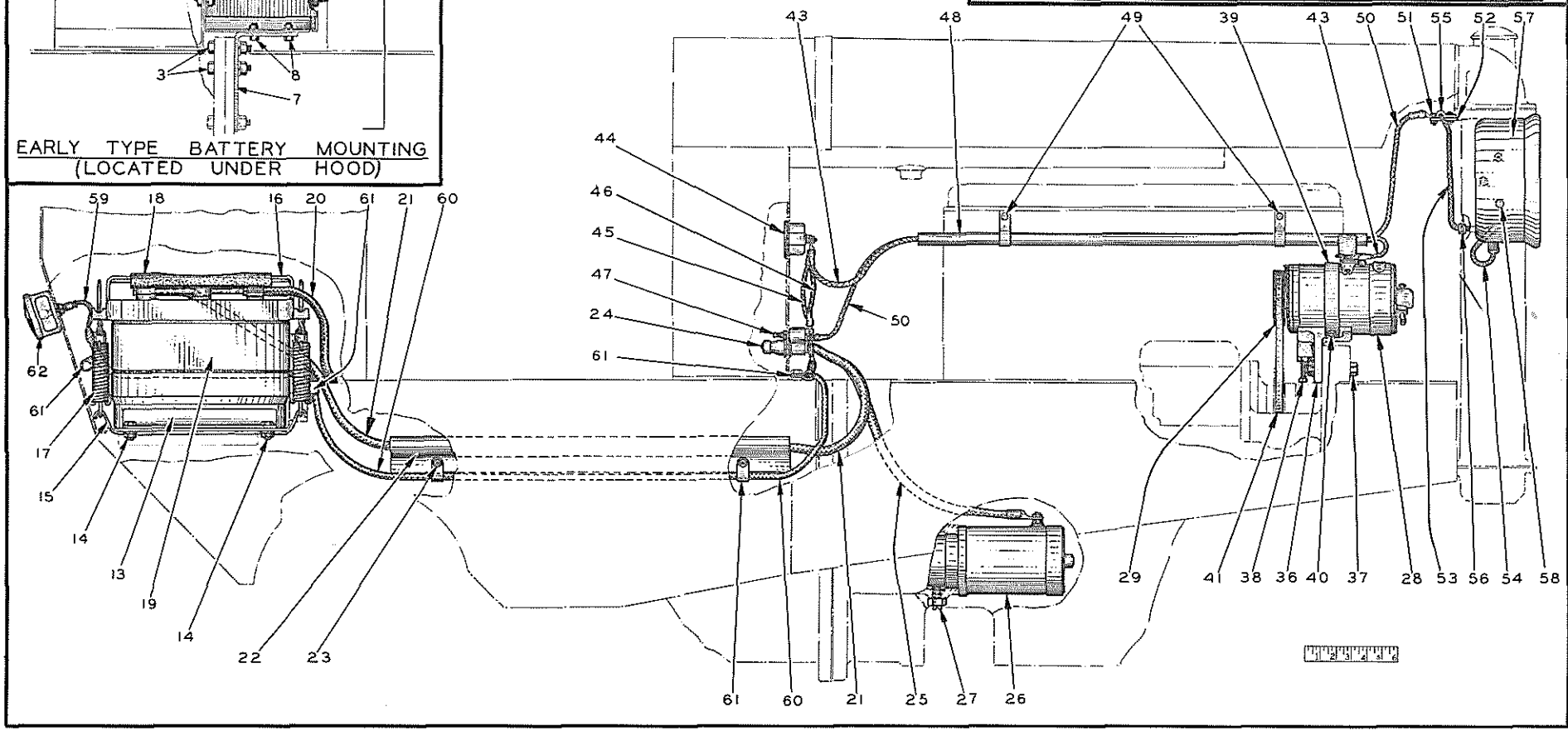


PLATE 1833 — STARTING AND LIGHTING EQUIPMENT

ELECTRIC STARTING AND LIGHTING EQUIPMENT

(See Plate 1833)

USAGE: Special Equipment for all tractors except Orchard Models.

<u>ITEM</u>	<u>PART NUMBER</u>	<u>QTY.</u>	<u>DESCRIPTION</u>	<u>PACKAGE OR KIT NUMBER</u>
			NOTE: Items 1 thru 12 comprise the early type battery mounting which was located under the hood on tractors prior to serial No. 6663.	
1	045573	1	BOX ASSEMBLY, battery (Consists of items 2 thru 12)	
2	036034	4	CAPSCREW, hex-hd., 3/8"NF x 1"	
	911041	4	NUT, hex, 3/8"NF	
	904206	4	LOCKWASHER, 3/8"	
3	035892	2	CAPSCREW, hex-hd., 1/2"NF x 2-1/2"	
	911043	2	NUT, hex, 1/2"NF	
	904208	2	LOCKWASHER, 1/2"	
4	045567	1	BODY, battery box	
5	045572	1	PLATE, end, battery box	
6	036034	2	CAPSCREW, hex-hd., 3/8"NF x 1"	
	911041	2	NUT, hex, 3/8"NF	
	904206	2	LOCKWASHER, 3/8"	
7	045566	1	BRACKET, battery box supporting	
8	036034	4	CAPSCREW, hex-hd., 3/8"NF x 1"	
	911041	4	NUT, hex, 3/8"NF	
	904206	4	LOCKWASHER, 3/8"	
9	045568	1	COVER, battery box	
10	035244	2	CAPSCREW, hex-hd., 3/8"NC x 3/4"	
	915017	2	NUT, wing, 3/8"NC	
11	045601	1	SHEET, battery box insulating (asbestos)	
12	045595	1	SHIELD, retaining, battery box insulating sheet	
			NOTE: Items 13 thru 18 comprise the late type battery mounting which was located under the seat on tractors after serial No. 6662.	
13	032964	1	ANGLE, battery retaining	
14	036032	2	CAPSCREW, hex-hd., 3/8"NF x 3/4"	
	911041	2	NUT, hex, 3/8"NF	
	904206	2	LOCKWASHER, 3/8"	
15	032965	1	ANCHOR, battery hold-down	
16	032966	1	FRAME, battery hold-down	
17	032740	2	SPRING, battery hold-down	
18	031305	2	BLOCK, battery hold-down (rubber)	
19	-----	1	BATTERY, storage, 6 volt, 17 plates, wet charged (Exide #XHR-173 or Autolite #1LG-3-17) (Order from local Dealer)	
	051181	1	BATTERY, storage, 6 volt, 17 plates, moist uncharged (Available for export shipment only)	
20	034581	1	CABLE, battery to ground (16-1/2" long)	
	035244	1	CAPSCREW, hex-hd., 3/8"NC x 3/4"	} For early tractors with battery under hood only
	911026	1	NUT, hex, 3/8"NC	
	904206	1	LOCKWASHER, 3/8"	
21	045568	1	CABLE, battery to starter switch (18" long) (For early tractors with battery under hood)	
	034464	1	CABLE, battery to starter switch (64" long) (For late tractors with battery under seat)	
22	040934	1	GUARD, battery cable (For tractors with battery under seat only)	
23	036032	2	CAPSCREW, hex-hd., 3/8"NF x 3/4"	
	911041	2	NUT, hex, 3/8"NF	
	904206	2	LOCKWASHER, 3/8"	
24	023459	1	SWITCH, starting motor (Includes attaching hardware)	

(Continued)

ELECTRIC STARTING AND LIGHTING EQUIPMENT (Continued)  
(See Plate 1833)

<u>ITEM</u>	<u>NUMBER</u>	<u>QTY.</u>	<u>DESCRIPTION</u>	<u>PACKAGE OR KIT NUMBER</u>
25	012064	1	CABLE, switch to starting motor (32" long) (For early tractors with battery under hood)	
	035980	1	CABLE, switch to starting motor (24" long) (For late tractors with battery under seat)	
26	U-1667	1	MOTOR, starting (AUTOLITE MAB-4046. Order repairs from local authorized service station)	
27	U-2149	1	SETSCREW	
	911036	1	NUT, hex, jam, 5/8"NC	
28	U-1655	1	GENERATOR (AUTOLITE GAR-4520. Was formerly GAR-4320. Order repairs from local authorized service station)	
29	U-1658	1	FULLEY, generator (3-3/8" diam.) (Used on early models only. Superseded by FULLEY U-2014)	
	U-2014	1	FULLEY, generator (4-1/4" diam.) (Superseded FULLEY U-1658. For tractors prior to #1786 only)	
	U-3635	1	FULLEY, generator (3-5/8" diam.) (Used on tractors after #1785)	
	905123	1	KEY, #9 woodruff, 3/16" x 3/4"	
NOTE: Items 30 thru 35 comprise the first type generator mounting as used on early model tractors only.				
30	U-1720	1	BRACKET, generator mounting (angle iron)	
31	U-1828	1	BLOCK, generator mounting (wood)	
32	035244	1	CAPSCREW, hex-hd., 3/8"NC x 3/4"	
	904206	1	LOCKWASHER, 3/8"	
33	-----	1	STRAP, generator hold-down (Not available)	
34	035439	2	CAPSCREW, hex-hd., 3/8"NC x 1"	
	904206	2	LOCKWASHER, 3/8"	
35	U-1659	1	BELT, generator drive (V type, 1/2" wide x 27-3/8" long)	
NOTE: Items 36 thru 41 comprise the second type generator mounting as used on later model tractors.				
36	U-2147	1	BRACKET, generator mounting	
37	035236	1	CAPSCREW, hex-hd., 1/2"NC x 1-3/4"	
	045253	1	CAPSCREW, hex-hd., 1/2"NC x 3-3/4"	
	911028	1	NUT, hex, 1/2"NC	
	904208	2	LOCKWASHER, 1/2"	
38	910249	1	SETSCREW, sq-hd., oval-pt., 3/8"NC x 2-3/4"	
	911034	1	NUT, hex, jam, 3/8"NF	
39	U-2148	1	STRAP, generator hold-down	
40	035244	1	CAPSCREW, hex-hd., 3/8"NC x 3/4"	
	013058	1	CAPSCREW, hex-hd., 3/8"NC x 1-1/4"	
	904206	2	LOCKWASHER, 3/8"	
41	U-424	1	BELT, generator drive (V type, 1/2" wide x 25-5/8" long)	
42	U-1719	1	FULLEY, generator drive (5" diam.) (Used on early models only. Superseded by FULLEY U-2015)	
	U-2015	1	FULLEY, generator drive (3-3/4" diam.) (Used on early models only. Superseded FULLEY U-1719 but later superseded by FULLEY U-3467. Not serviced. Order FULLEYS U-3634 and U-3635)	
	U-3467	1	FULLEY, generator drive (4-1/8" diam.) (Used on early models only. Superseded FULLEY U-2015 but later superseded by FULLEY U-3634)	
	U-3634	1	FULLEY, generator drive (4-1/2" diam.) (Superseded FULLEY U-3467. Applicable only to tractors prior to #1786)	
43	036316	1	WIRE, generator to ammeter (46" long)	
44	036059	1	AMMETER (2-5/8" diam.) (For tractors prior to #2542)	
	900552	4	SCREW, machine, rd-hd., #8-32NC x 3/8"	
	911023	4	NUT, square, #8-32	
	906964	4	LOCKWASHER, #8	
	030196	1	AMMETER (2" diam.) (For tractors after #2541)	
	030571	1	PLATE, ammeter adapting (Required for tractors #2542 thru #6662)	
	900552	4	SCREW, machine, rd-hd., #8-32NC x 3/8"	
	911023	4	NUT, square, #8-32NC	
	906964	4	LOCKWASHER, #8	

(Continued)  
146

ELECTRIC STARTING AND LIGHTING EQUIPMENT (Continued)  
(See Plate 1833)

<u>ITEM</u>	<u>PART NUMBER</u>	<u>QTY.</u>	<u>DESCRIPTION</u>	<u>PACKAGE OR KIT NUMBER</u>
45	045586	1	WIRE, ammeter to starter switch (9" long) (For all tractors except #6663 thru #8523)	
	032977	1	WIRE, ammeter to starter switch (13" long) (For tractors #6663 thru #8523 only)	
46	032987	1	WIRE, ammeter to light switch (7-1/2" long)	
47	036893	1	SWITCH, lights (Key type. Requires 7/8" mounting hole) (For tractors prior to #6663)	
	032988	1	SWITCH, lights (Push-pull type. Requires 3/8" mounting hole) (For tractors after #6662)	
48	045647	1	GUARD, wiring	
49	035244	2	CAPSCREW, hex-hd., 3/8"NC x 3/4"	
	904206	2	LOCKWASHER, 3/8"	
50	033025	1	WIRE, light switch to terminal block (52" long)	
51	901184	1	SCREW, machine, brass, rd-hd., #10-24NC x 1/2"	
	901310	1	NUT, hex, #10-24NC	
	901007	1	WASHER, plain, brass, #10	
52	045584	1	BLOCK, terminal (bakelite)	
53	045590	1	WIRE, terminal block to left head light (34" long)	
54	045589	1	WIRE, terminal block to right head light (22" long)	
55	023217	1	CLIP, head light wire (single, closed type, 1/4" diam., 11/32" bolt hole)	
56	023176	4	GROMMET, head light wire (rubber)	
57	034821	1	LIGHT ASSEMBLY, head - left (For repairs see page 151)	
	034822	1	LIGHT ASSEMBLY, head - right (For repairs see page 151)	
58	035244	6	CAPSCREW, hex-hd., 3/8"NC x 3/4"	
	904206	6	LOCKWASHER, 3/8"	
59	072055	1	WIRE, tail light (108" long)	
60	072056	1	LOOM, tail light wire	
61	033043	5	CLIP, tail light wire loom (single, closed type, 7/16" diam., 13/32" bolt hole)	
62	033027	1	LIGHT ASSEMBLY, tail (Specify 6-volt bulb) (For repairs see page 151)	
63	046290	1	BRACKET, tail light mounting (For tractors prior to #6663 only. Not illustrated)	

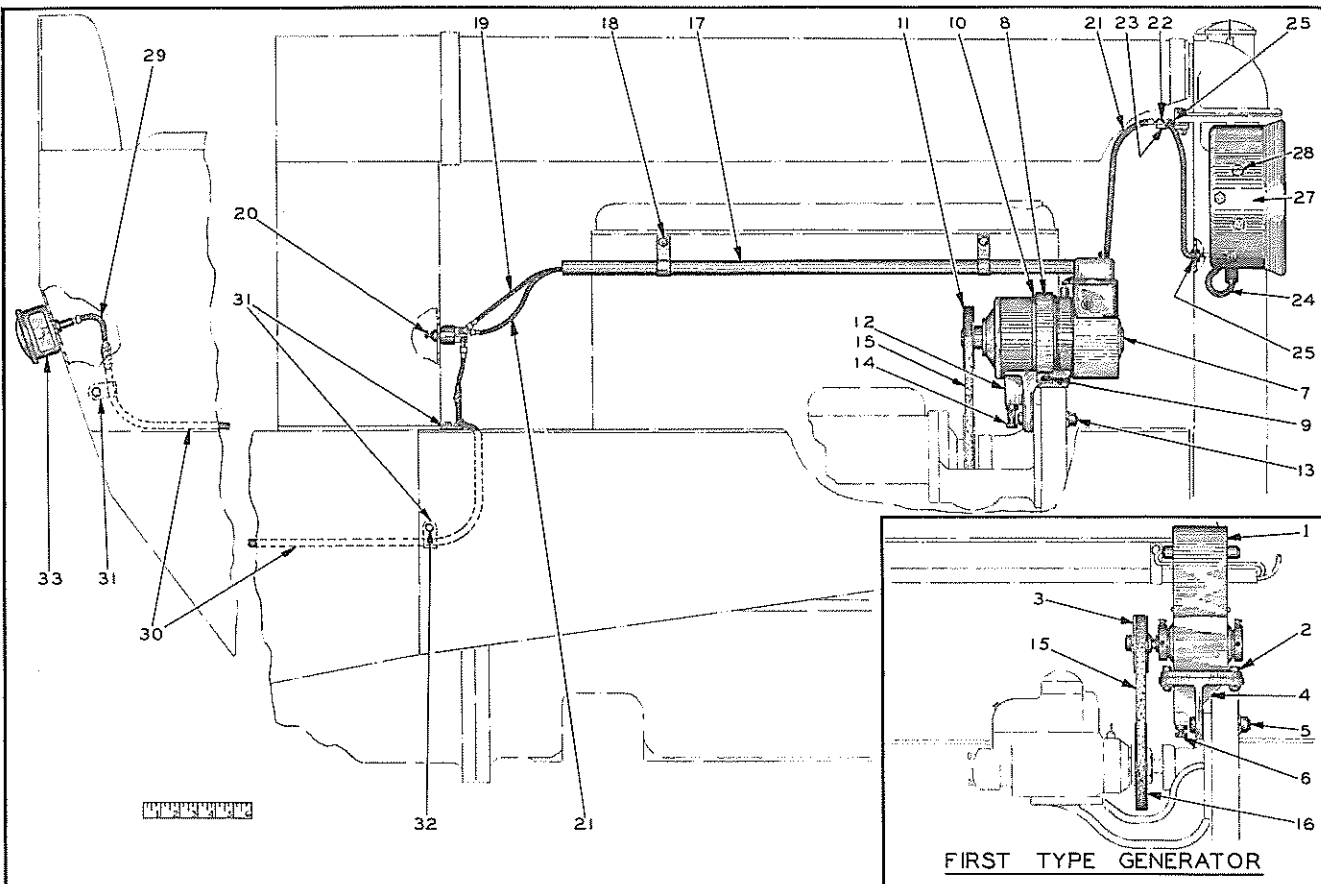


PLATE 1834—LIGHTING EQUIPMENT

ELECTRIC LIGHTING EQUIPMENT

(See Plate 1834)

USAGE: Special Equipment. No battery required

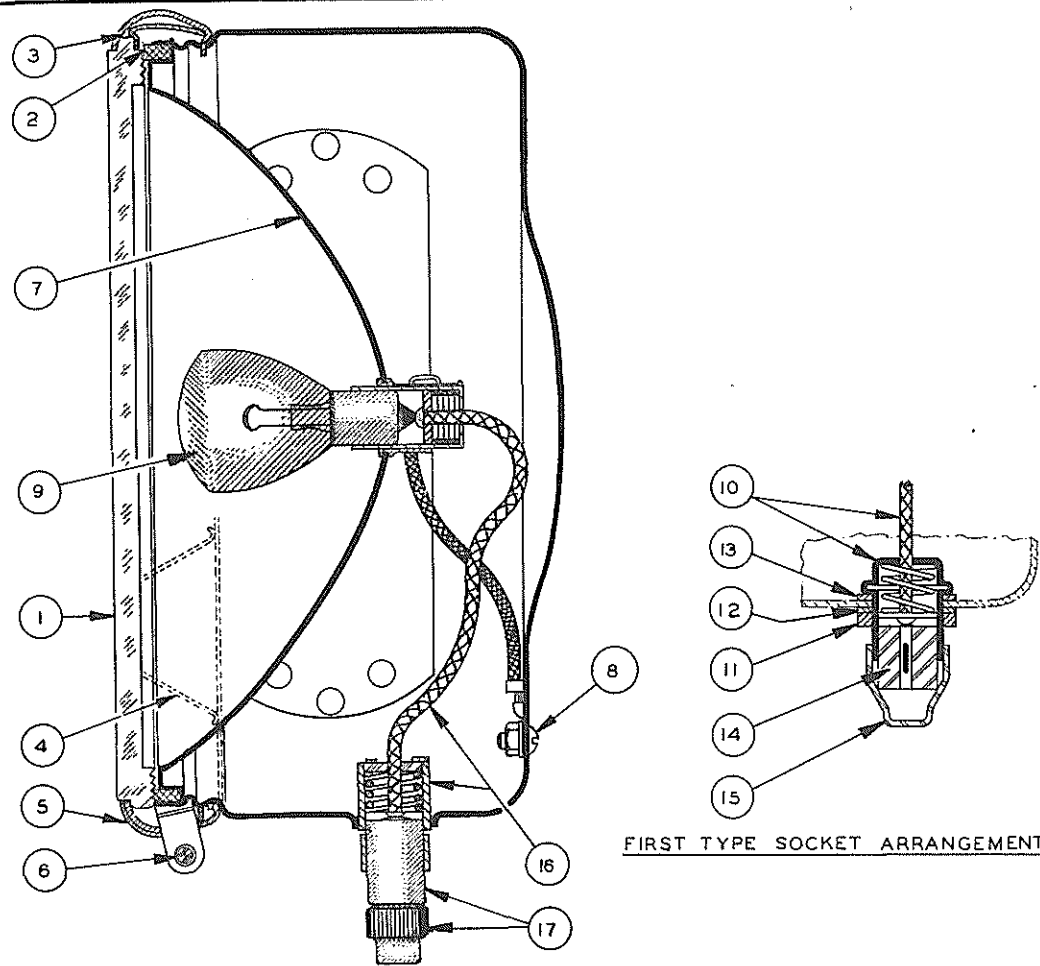
<u>ITEM</u>	<u>PART NUMBER</u>	<u>QTY.</u>	<u>DESCRIPTION</u>	<u>PACKAGE OR KIT NUMBER</u>
NOTE: Items 1 thru 6 comprise the First Type Generator used on early model tractors.				
1	-----	1	GENERATOR (KW Model TG. Order repair parts from local service station) (No longer available. Order 1 GENERATOR 212338 and 1 BRACKET U-2147)	
2	046321	4	CAPSCREW, hex-hd., 5/16"NC x 1-1/2"	
	911025	4	NUT, hex, 5/16"NC	
	904205	4	LOCKWASHER, 5/16"	
3	-----	1	PULLEY, generator (3-3/8" diam.) (Used on tractors prior to #1786 only. Not available)	
	204270	1	PULLEY, generator (2-7/8" diam.) (Used on tractors after #1785)	
	910173	1	KEY, #2 woodruff, 3/32" x 1/2"	
4	U-1849	1	BRACKET, generator mounting (Used on tractors prior to #1786)	
	204269	1	BRACKET, generator mounting (Used on tractors after #1785)	
5	035236	1	CAPSCREW, hex-hd., 1/2"NC x 1-3/4"	
	045253	1	CAPSCREW, hex-hd., 1/2"NC x 3-3/4"	
	911028	1	NUT, hex, 1/2"NC	
	904208	2	LOCKWASHER, 1/2"	
6	013058	1	CAPSCREW, hex-hd., 3/8"NC x 1-1/4" (For BRACKET U-1849 only)	
	911034	1	NUT, hex, jam, 3/8"NC	
	910249	1	SETSCREW, sq-hd., oval-pt., 3/8"NC x 2-3/4" (For BRACKET 204269 only)	
	911034	1	NUT, hex, jam, 3/8"NC	
NOTE: Items 7 thru 15 comprise the Second Type Generator as used on later model tractors.				
7	046421	1	GENERATOR (BOSCH Model ARJF 75/6-900A-B. Was formerly Model RJF 75/6. Order repair parts from local service station)	

(Continued)



ELECTRIC LIGHTING EQUIPMENT (Continued)  
(See Plate 1834)

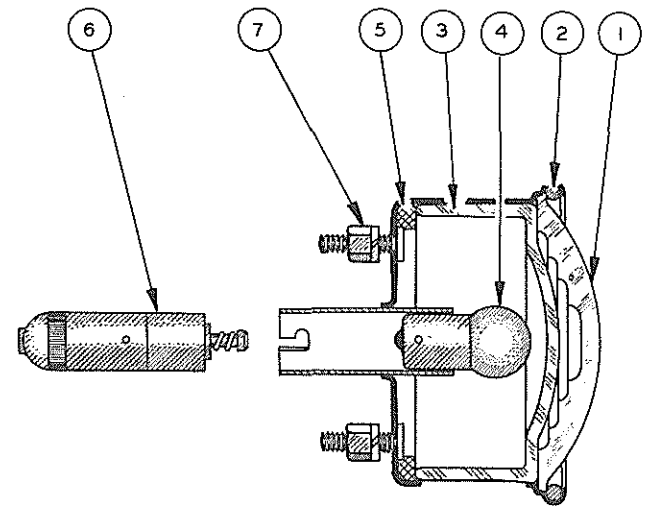
<u>ITEM</u>	<u>PART NUMBER</u>	<u>QTY.</u>	<u>DESCRIPTION</u>	<u>PACKAGE OR KIT NUMBER</u>
8	U-2148	1	STRAP, generator mounting	
9	035244	1	CAPSCREW, hex-hd., 3/8"NC x 3/4"	
	035439	1	CAPSCREW, hex-hd., 3/8"NC x 1"	
	904206	2	LOCKWASHER, 3/8"	
10	046288	1	STRIP, filler, generator mounting strap	
11	046269	1	PULLEY, generator (3-3/8" diam., tapered bore)	
	911022	1	KEY, #BUR woodruff	
12	U-2147	1	BRACKET, generator mounting	
13	035236	1	CAPSCREW, hex-hd., 1/2"NC x 1-3/4"	
	045253	1	CAPSCREW, hex-hd., 1/2"NC x 3-3/4"	
	911028	1	NUT, hex, 1/2"NC	
	904208	2	LOCKWASHER, 1/2"	
14	910249	1	SETSCREW, sq-hd., oval-pt., 3/8"NC x 2-3/4"	
	911034	1	NUT, hex, jam, 3/8"NC	
15	U-424	1	BELT, generator (V-Type, 1/2" wide, 25-5/8" long)	
16	U-1719	1	PULLEY, generator driving (5" diam.) (For tractors prior to #1786 only)	
	910184	1	KEY, #8 woodruff, 5/32" x 3/4"	
17	045647	1	GUARD, wiring	
18	035244	2	CAPSCREW, hex-hd., 3/8"NC x 3/4"	
	904206	2	LOCKWASHER, 3/8"	
19	045587	1	WIRE, generator to switch (46-1/2" long)	
20	036893	1	SWITCH, lights (Key type. Requires 7/8" mounting hole) (For tractors prior to #6663)	
	032988	1	SWITCH, lights (Push-pull type. Requires 3/8" mounting hole) (For tractors after #6662)	
21	033025	1	WIRE, light switch to terminal block (52' long)	
22	901184	1	SCREW, machine, brass, rd-hd., #10-24NC x 1/2"	
	901310	1	NUT, hex, #10-24NC	
	901007	1	WASHER, plain, brass, #10	
23	045584	1	BLOCK, terminal (bakelite)	
24	045590	1	WIRE, terminal block to left headlight (34" long)	
	045589	1	WIRE, terminal block to right headlight (22" long)	
25	023217	1	CLIP, headlight wire (single, closed type, 1/4" diam., 11/32" bolt hole)	
26	023176	4	GROMMET, headlight wire (rubber)	
27	034821	1	LIGHT ASSEMBLY, head - left (For repairs see page 151)	
	034822	1	LIGHT ASSEMBLY, head - right (For repairs see page 151)	
28	035244	6	CAPSCREW, hex-hd., 3/8"NC x 3/4"	
	904206	6	LOCKWASHER, 3/8"	
29	072055	1	WIRE, tail light (108" long)	
30	072056	1	LOOM, tail light wire	
31	033043	5	CLIP, tail light wire loom (single, closed type, 7/16" diam., 13/32" bolt hole)	
32	036032	2	CAPSCREW, hex-hd., 3/8"NF x 3/4"	
	911041	2	NUT, hex, 3/8"NF	
	904206	2	LOCKWASHER, 3/8"	
33	033027	1	LIGHT ASSEMBLY, tail (Specify 6-volt bulb) (For repairs see page 151)	
34	046290	1	BRACKET, tail light mounting (For tractors prior to #6663 only. Not illustrated)	



FIRST TYPE SOCKET ARRANGEMENT

HEAD LIGHT REPAIRS

- 034821 HEAD LIGHT - LEFT
- 034822 HEAD LIGHT - RIGHT
- 037131 HEAD LIGHT - LEFT
- 037132 HEAD LIGHT - RIGHT



TAIL LIGHT REPAIRS

- 033027 TAIL LIGHT

HEAD LIGHT REPAIRS  
(See Plate 1091B)

034821 HEAD LIGHT ASSEMBLY - LEFT (See pages 147 and 149)  
034822 HEAD LIGHT ASSEMBLY - RIGHT (See pages 147 and 149)

<u>ITEM</u>	<u>PART NUMBER</u>	<u>QTY.</u>	<u>DESCRIPTION</u>	<u>PACKAGE OR KIT NUMBER</u>
1	033140	1	LENS (glass, 7-7/8" diam.)	
2	033143	1	WASHER, lens (cork)	
3	033231	1	CLIP, lens retaining	
4	050889	2	SPRING, lens retaining	
5	033142	1	MOULDING	
6	042600	1	SCREW	
7	033141	1	REFLECTOR	
8	055462	1	SCREW, reflector ground wire	
	907154	1	NUT, hex, #8-32NC	
	912739	1	LOCKWASHER, internal teeth, #8	
9	032794	1	BULB (single contact, 32 C.P., 6-volt)	
NOTE: Items 10 thru 15 comprise the early type Socket Arrangement used on Headlights built prior to approx. April 1, 1943.				
10	033217	1	CABLE ASSEMBLY (Includes SOCKET)	
11	033221	1	NUT	
12	033222	1	LOCKWASHER	
13	033220	1	WASHER, socket (plain)	
14	033201	1	PLUG, socket	
15	033202	1	CAP, socket plug	
NOTE: Items 16 and 17 comprise the later type Socket Arrangement used on Headlights built after April 1, 1943.				
16	049104	1	CABLE ASSEMBLY (Includes SOCKET)	
17	5935540	1	PLUG ASSEMBLY (Includes NUT)	
NOTE: Quantities indicated are for one light only.				

TAIL LIGHT REPAIRS  
(See Plate 1091B)

033027 TAIL LIGHT ASSEMBLY (See pages 147 and 149)

<u>ITEM</u>	<u>PART NUMBER</u>	<u>QTY.</u>	<u>DESCRIPTION</u>	<u>PACKAGE OR KIT NUMBER</u>
1	034014	1	LENS (red)	
2	212758	1	RING, lens retaining	
3	043716	1	CUP (glass)	
4	031805	1	BULB (single contact, 3 C.P., 6 volt)	
5	043713	1	GASKET, cup	
6	047307	1	PLUG, cable	
7	911040	2	NUT, hex, 1/4"NF	
	904204	2	LOCKWASHER, 1/4"	
NOTE: Quantities indicated are for one light only.				



ORCHARD MODELS

PAGE NUMBER

Air Cleaner. . . . .	45
Controls (Rear Seat) . . . . .	155
Controls (Top Seat). . . . .	157
Cowl . . . . .	133
Drawbar U-Bolt . . . . .	109
Exhaust Pipes. . . . .	36,37
Fuel System. . . . .	34
Hood . . . . .	133
Hood Side Plates . . . . .	133
Instruments. . . . .	143
Radiator . . . . .	55
Radiator Curtain . . . . .	58
Seat (Rear). . . . .	155
Seat (Top) . . . . .	157
Track Fenders. . . . .	129
Transmission Cover . . . . .	61

SIDE VIEW

REAR VIEW

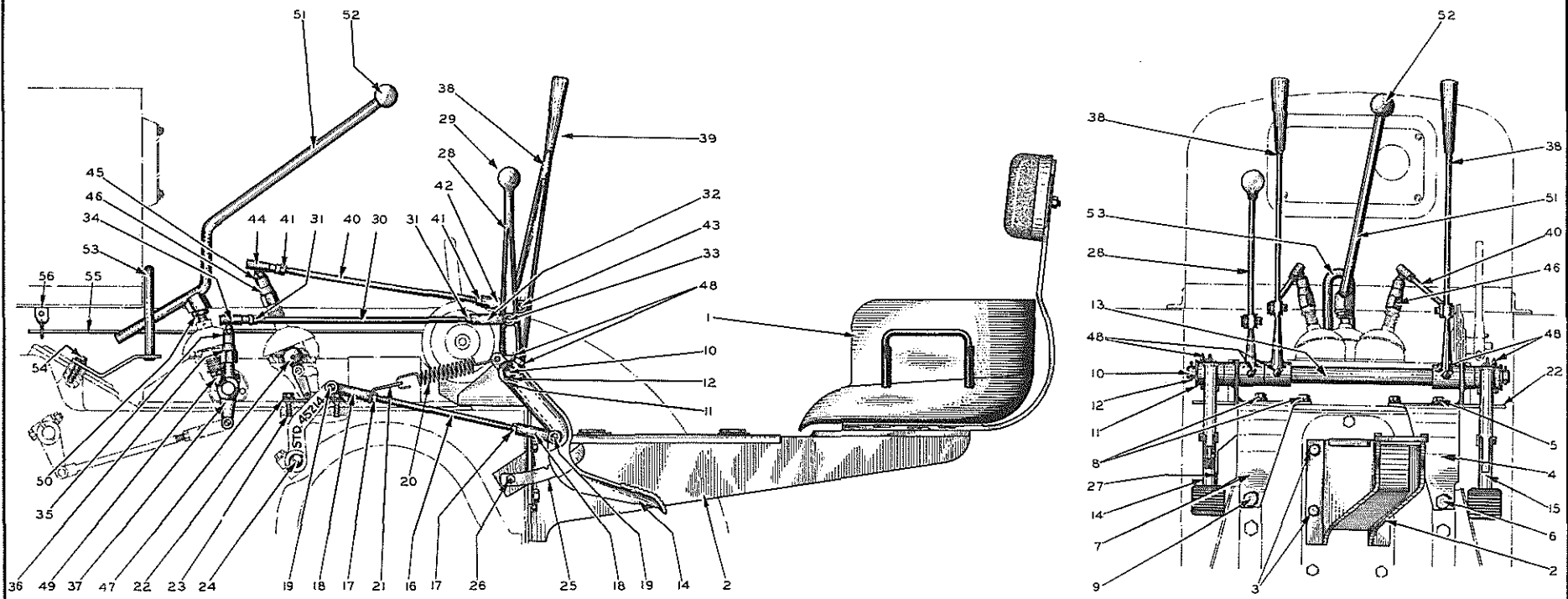


PLATE 1849 — ORCHARD REAR SEAT AND CONTROLS

ORCHARD REAR SEAT AND CONTROLS  
(See Plate 1849)

<u>ITEM</u>	<u>PART NUMBER</u>	<u>QTY.</u>	<u>DESCRIPTION</u>	<u>PACKAGE OR KIT NUMBER</u>
			NOTE: Only the special parts required for the REAR SEAT application are listed below. All other parts are the same as for the Standard Models.	
1	054240	1	SEAT ASSEMBLY (Includes back rest. Serviced only as a unit)	
2	046550	1	BRACKET, seat mounting	
3	035190	4	CAPSCREW, hex-hd., 1/2"NC x 1-1/2"	
	904208	4	LOCKWASHER, 1/2"	
4	046542	1	BRACKET, control shaft - right	
5	035190	2	CAPSCREW, hex-hd., 1/2"NC x 1-1/2"	
	904208	2	LOCKWASHER, 1/2"	
6	035440	1	CAPSCREW, hex-hd., 5/8"NC x 1-1/2"	
	904209	1	LOCKWASHER, 5/8"	
7	033493	1	BRACKET, control shaft - left	
8	035190	2	CAPSCREW, hex-hd., 1/2"NC x 1-1/2"	
	904208	2	LOCKWASHER, 1/2"	
9	035440	1	CAPSCREW, hex-hd., 5/8"NC x 1-1/2"	
	904209	1	LOCKWASHER, 5/8"	
10	046547	1	SHAFT, control	
11	911159	2	WASHER, plain, SAE std., 1"	
12	900813	2	PIN, cotter, 3/16" x 2"	
13	046548	1	SPACER, control shaft (11" long)	
14	033489	1	LEVER, brake pedal - left	
15	033487	1	LEVER, brake pedal - right	
16	045847	2	ROD, brake	
17	911043	4	NUT, hex, 1/2"NF	
18	033058	4	YOKE, brake rod	
19	033072	4	PIN, brake rod yoke	
	910967	4	PIN, cotter, 1/8" x 7/8"	
20	070343	1	SPRING, brake pedal retracting	
21	046618	2	ANCHOR, brake lever retracting spring	
22	046617	2	STOP, brake lever	
23	035190	4	CAPSCREW, hex-hd., 1/2"NC x 1-1/2"	
	904208	4	LOCKWASHER, 1/2"	
24	046619	1	SHAFT, brake lever - left	
	046620	1	SHAFT, brake lever - right	
25	033491	1	RATCHET, left brake pedal	
26	035336	1	CAPSCREW, hex-hd., 3/8"NF x 1-3/4"	
	911041	1	NUT, hex, 3/8"NF	
	904206	1	LOCKWASHER, 3/8"	
27	033490	1	SPACER, left brake pedal ratchet	
28	033486	1	LEVER, engine clutch operating	
29	014210	1	BALL, clutch operating lever (Used on early models only)	
30	045919	1	ROD, clutch control	
31	911043	2	NUT, hex, 1/2"NF	
32	033058	1	YOKE, clutch rod	
33	033072	1	PIN, clutch rod yoke	
	910967	1	PIN, cotter, 1/8" x 7/8"	
34	910939	1	JOINT, ball and socket, 1/2"NF	
35	904208	1	LOCKWASHER, 1/2"	
36	045899	1	CONNECTOR, clutch control lever	
37	031864	1	LEVER, intermediate, clutch control (When required for tractors prior to #4538 also order 1 FULCRUM 031856, 1 PIN 031854 and 1 cotter PIN 900942)	
38	033485	2	LEVER, steering	

(Continued)

ORCHARD REAR SEAT AND CONTROLS (Continued)  
(See Plate 1849)

<u>ITEM</u>	<u>PART NUMBER</u>	<u>QTY.</u>	<u>DESCRIPTION</u>	<u>PACKAGE OR KIT NUMBER</u>
39	045236	2	GRIP, steering lever (Used on early models only)	
40	045921	2	ROD, steering control	
41	911043	4	NUT, hex, 1/2"NF	
42	033058	2	YOKE, steering control rod	
43	033072	2	PIN, steering control rod yoke	
	910967	2	PIN, cotter, 1/8" x 7/8"	
44	910939	2	JOINT, ball and socket, 1/2"NF	
45	904208	2	LOCKWASHER, 1/2"	
46	045899	2	CONNECTOR, steering control lever	
47	034283	2	LEVER, steering control (When required for tractors prior to #11674 also order 1 GUIDE 034161, 1 ANCHOR 034485, 1 FERRULE 034162, 1 PIN 033068 and 1 cotter PIN 911063)	
48	910260	5	FITTING, lubricating, straight, 1/8"NPT	
49	046535	1	LEVER ASSEMBLY, gear shift (Includes 1 COLLAR and 1 RIVET)	
50	911050	1	NUT, hex, jam, 3/4"NF	
51	046537	1	EXTENSION, gear shift lever	
52	014210	1	BALL, gear shift lever extension	
53	046540	1	GUIDE, gear shift lever extension	
54	035236	2	CAPSCREW, hex-hd., 1/2"NC x 1-3/4"	
	904208	2	LOCKWASHER, 1/2"	
55	046383	1	ROD, throttle control	
56	046384	1	CLIP, supporting, throttle control rod	



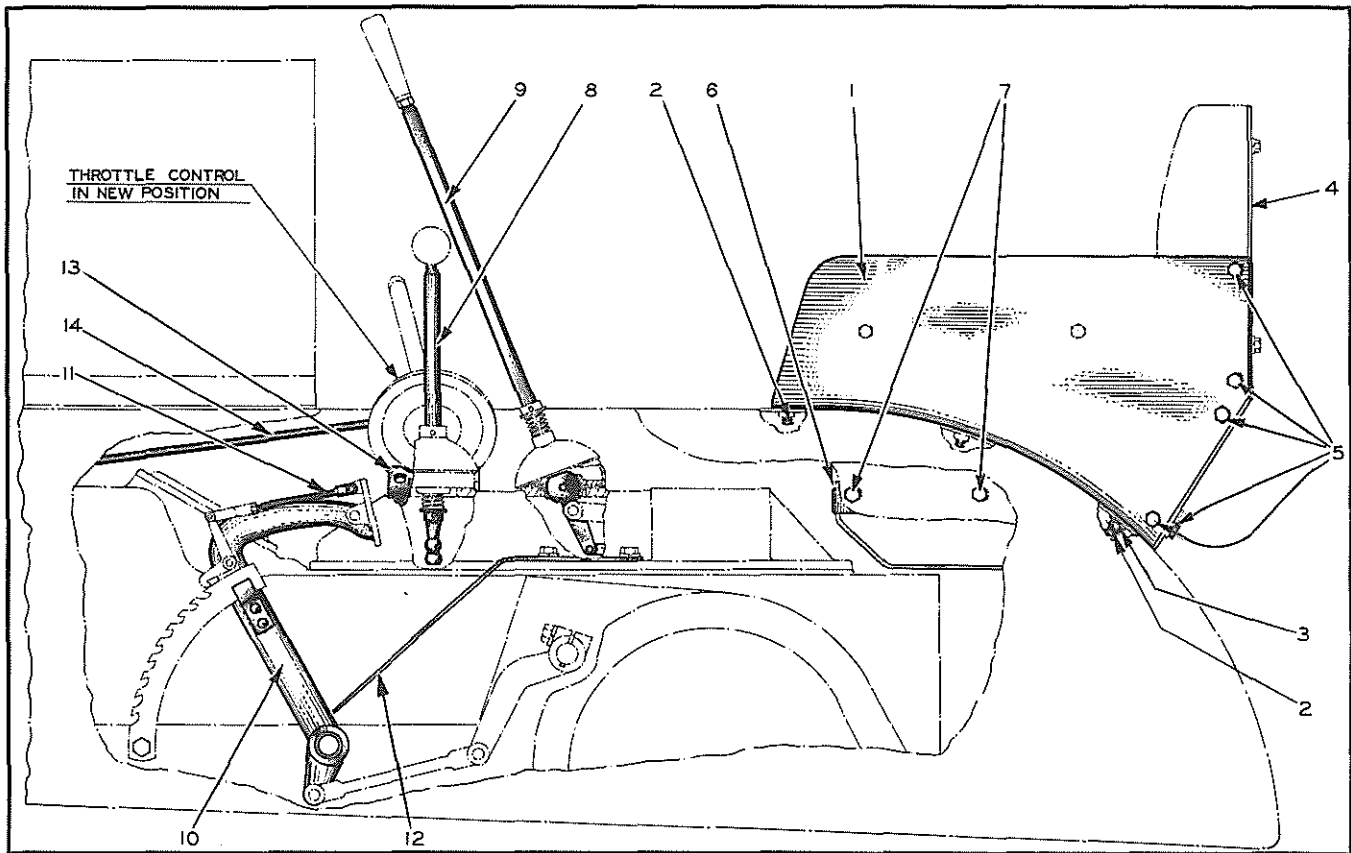


PLATE 1842 ——— ORCHARD TOP SEAT AND CONTROLS

ORCHARD TOP SEAT AND CONTROLS  
(See Plate 1842)

ITEM	PART NUMBER	QTY.	DESCRIPTION	PACKAGE OR KIT NUMBER
NOTE: Only the special parts required for the TOP SEAT application are listed below. All other parts are the same as for the Standard Models.				
1	033289	1	PLATE, seat side - left	
	033290	1	PLATE, seat side - right	
2	036034	6	CAPSCREW, hex-hd., 3/8"NF x 1"	
	904206	6	LOCKWASHER, 3/8"	
3	911041	2	NUT, hex, 3/8"	
4	032518	1	BACK, seat (Used on tractors prior to #7138)	
	033160	1	BACK, seat (Used on tractors after #7137)	
5	036032	11	CAPSCREW, hex-hd., 3/8"NF x 3/4"	
	911041	11	NUT, hex, 3/8"NF	
	904206	11	LOCKWASHER, 3/8"	
6	030018	1	FRAME, seat (Also serves as tool box) (Tractors prior to #7138)	
	033159	1	FRAME, seat (Also serves as tool box) (Tractors after #7137)	
7	036032	4	CAPSCREW, hex-hd., 3/8"NF x 3/4"	
	911041	4	NUT, hex, 3/8"NF	
	904206	4	LOCKWASHER, 3/8"	
8	030024	1	LEVER, gear shift (Includes 1 COLLAR and 1 RIVET. Serviced only as a unit)	
9	034286	2	LEVER, steering (When required for tractors prior to #8315 also order 1 GUIDE 034161, 1 GRIP 052591, 1 ANCHOR 034485, 1 FERRULE 034162, 1 PIN 033068 and 1 cotter PIN 911063)	
10	030090	2	LEVER ASSEMBLY, brake pedal (Each includes 1 RATCHET, 1 GUIDE, 2 RIVETS and 2 BUSHINGS 036723)	
11	030132	2	ROD, brake pedal locking pawl (1 used on tractors prior to #8342)	
12	032617	1	GUARD, foot - left (Used after tractor #4831)	
	032618	1	GUARD, foot - right (Used after tractor #4831)	
13	030370	1	BRACKET, throttle control mounting	
14	030371	1	ROD, throttle control	



SPECIAL EQUIPMENT

PAGE NUMBER

Bumper. . . . .	161
Crankcase Guard . . . . .	161
Electric Lighting . . . . .	145,148
Electric Starter. . . . .	145
Grease Guns . . . . .	173,175,177 179,181,183
Grousers. . . . .	127
Lubricators (See Grease Guns) . . . . .	
Mufflers. . . . .	38
Power Pulley. . . . .	169
Power Take-offs . . . . .	163,165
Pull Hook . . . . .	161
Radiator Curtains . . . . .	55,58
Radiator Guard. . . . .	55,161
Rear Starting Crank . . . . .	171
Starting Crank. . . . .	171,173
Street Plates . . . . .	127
Tools . . . . .	173
Track Fenders . . . . .	128,129

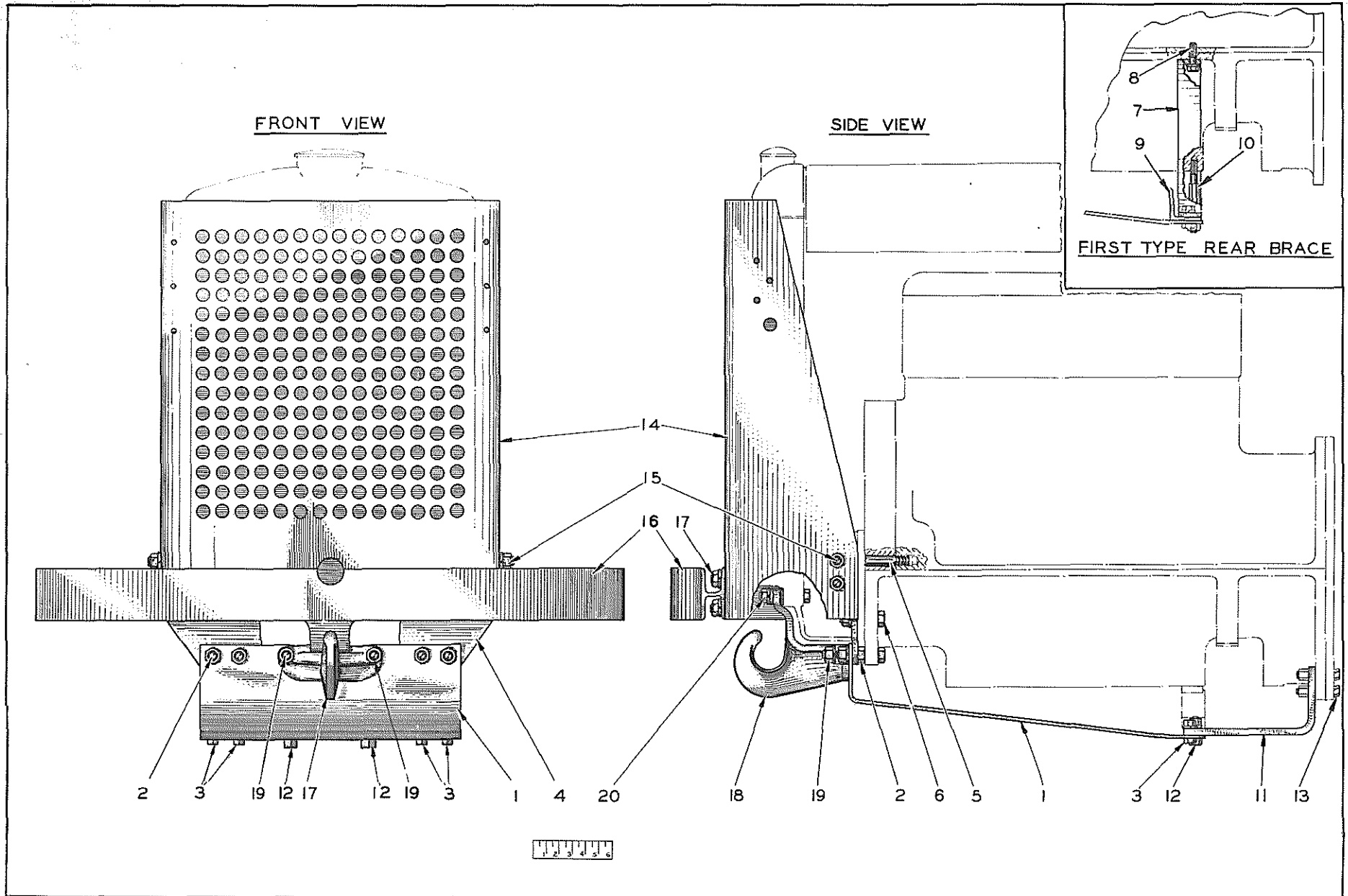


PLATE 1839—CRANKCASE GUARD, RADIATOR GUARD, BUMPER AND PULL HOOK

CRANKCASE GUARD, RADIATOR GUARD, BUMPER AND PULL HOOK  
(See Plate 1839)

USAGE: Applicable to all tractors except Hough-Loader Models and Orchard Models.

<u>ITEM</u>	<u>PART NUMBER</u>	<u>QTY.</u>	<u>DESCRIPTION</u>	<u>PACKAGE OR KIT NUMBER</u>
1	046030	1	GUARD, crankcase	
2	012453	4	CAPSCREW, hex-hd., 3/4"NF x 2"	
	911045	4	NUT, hex, 3/4"NF	
	904369	4	LOCKWASHER, 3/4"	
3	035018	4	CAPSCREW, hex-hd., 1/2"NF x 1-1/2"	
	911043	4	NUT, hex, 1/2"NF	
	904208	4	LOCKWASHER, 1/2"	
4	046302	1	BRACKET, crankcase guard	
5	045604	2	STUD (3/4"NC x 3/4"NF x 5-1/2")	
	911045	2	NUT, hex, 3/4"NF	
	904369	2	LOCKWASHER, 3/4"	
6	070285	2	CAPSCREW, hex-hd., 3/4"NF x 3"	
	911045	2	NUT, hex, 3/4"NF	
	904369	2	LOCKWASHER, 3/4"	
NOTE: Items 7 thru 10 comprise the First Type Crankcase Guard Rear Brace as used on units built prior to September 1940.				
7	046033	1	BRACE, crankcase guard - left	
	046034	1	BRACE, crankcase guard - right	
8	035236	2	CAPSCREW, hex-hd., 1/2"NC x 1-3/4"	
	904208	2	LOCKWASHER, 1/2"	
9	046031	1	ANGLE, bracing, crankcase guard	
10	045638	2	STUD, hexagon (5/8" diam. end) (Tractors prior to #7069)	
	033396	2	STUD, hexagon (3/4" diam. end) (Tractors after #7068)	
	911059	2	NUT, hex, slotted, 5/8"NC	
	900807	2	PIN, cotter, 1/8" x 1-1/4"	
NOTE: Items 11 thru 13 comprise the Second Type Crankcase Guard Rear Brace as used on units built after August 1940.				
11	040885	1	BRACKET, bracing, crankcase guard	
12	035014	2	CAPSCREW, hex-hd., 5/8"NF x 1-1/2"	
	911044	2	NUT, hex, 5/8"NF	
	904209	2	LOCKWASHER, 5/8"	
13	035278	3	CAPSCREW, hex-hd., 1/2"NF x 2-3/4"	
	038234	3	NUT, hex, high, 1/2"NF	
14	046303	1	GUARD, radiator	
15	012453	4	CAPSCREW, hex-hd., 3/4"NF x 2"	
	911045	4	NUT, hex, 3/4"NF	
	904369	4	LOCKWASHER, 3/4"	
16	046304	1	BUMPER, front	
17	012453	8	CAPSCREW, hex-hd., 3/4"NF x 2"	
	911045	8	NUT, hex, 3/4"NF	
	904369	8	LOCKWASHER, 3/4"	
18	045602	1	HOOK, front pull	
19	035423	2	CAPSCREW, hex-hd., 3/4"NF x 4-1/4"	
	911045	2	NUT, hex, 3/4"NF	
	904369	2	LOCKWASHER, 3/4"	
20	070299	2	CAPSCREW, hex-hd., 5/8"NF x 4"	
	911044	2	NUT, hex, 5/8"NF	
	904209	2	LOCKWASHER, 5/8"	
	911100	2	WASHER, plain, SAE std., 5/8"	

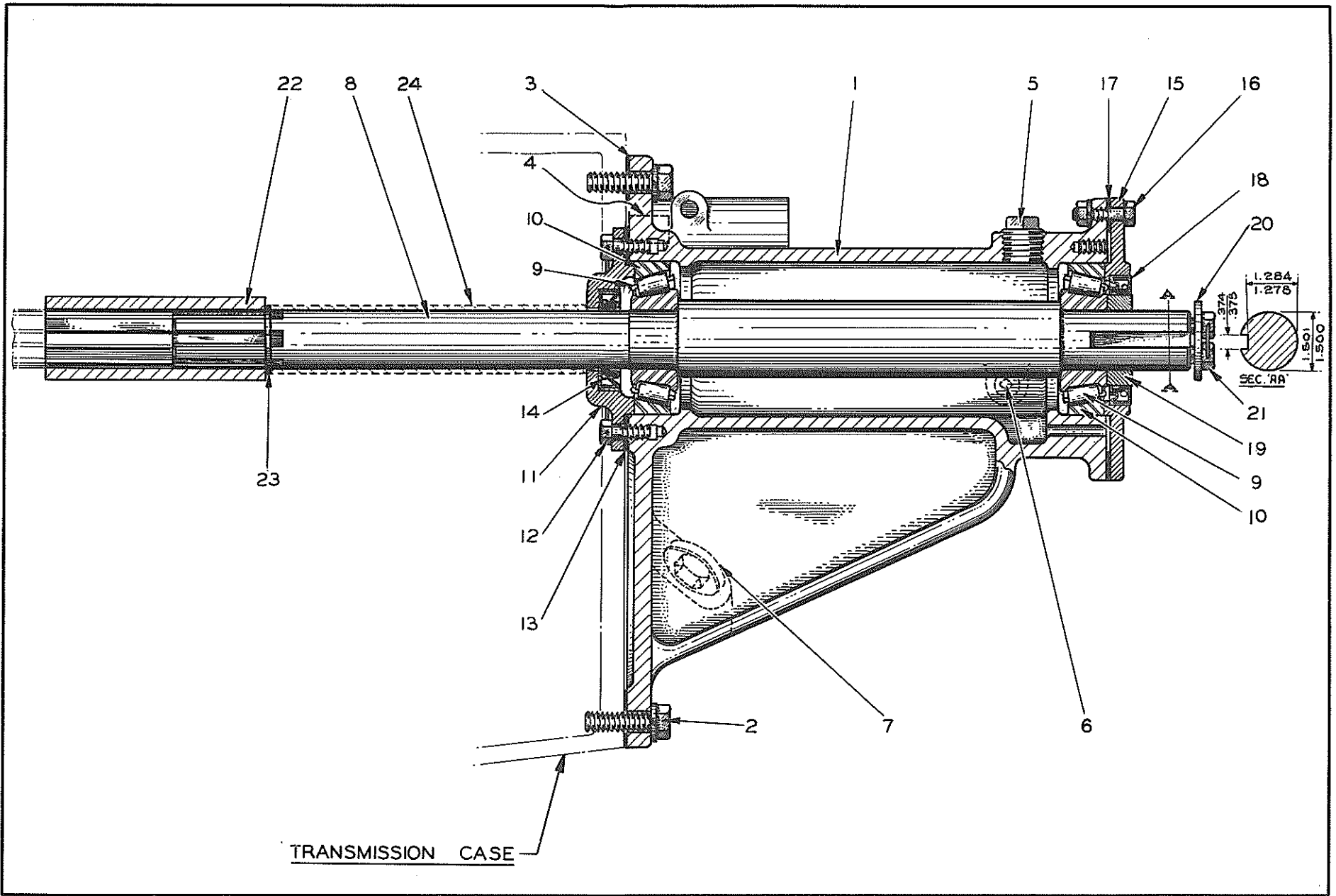


PLATE 1836—STRAIGHT POWER TAKEOFF (ENGINE SPEED)

STRAIGHT POWER TAKE-OFF  
(See Plate 1836)

USAGE: Adaptable to all tractors except Hough-Loader Model and Orchard Model with Rear Seat.

<u>ITEM</u>	<u>PART NUMBER</u>	<u>QTY.</u>	<u>DESCRIPTION</u>	<u>PACKAGE OR KIT NUMBER</u>
1	045355	1	BRACKET, housing, driving shaft	
2	035236	8	CAPSCREW, hex-hd., 1/2"NC x 1-3/4"	
	904208	8	LOCKWASHER, 1/2"	
3	045245	1	GASKET, bracket to transmission case	
4	038564	1	PLUG, mounting bracket (cork)	
5	912726	2	PLUG, pipe, sq-hd., 3/4"NPT	
6	901652	1	PLUG, pipe, sq-hd., 1/4"NPT	
7	035250	1	PLUG, oil filling hole	
	035249	1	GASKET, oil filling hole plug	
8	045353	1	SHAFT	
9	042893	2	CONE ASSEMBLY, shaft bearing	
10	211567	2	CUP, shaft bearing	
11	034700	1	RETAINER, front bearing (Also furnish 1 SEAL 030327 when for units built prior to January 1942)	
12	013044	6	CAPSCREW (drilled hex-hd., 3/8"NC x 7/8")	
	037000	1	WIRE, locking (1/16" x 16")	
13	045629	1	GASKET, front bearing retainer	
14	036143	1	PACKING, front bearing retainer (felt) (Used prior to January 1942)	
	030327	1	SEAL, oil, front bearing retainer (Used after December 1941)	
15	034698	1	RETAINER, rear bearing (Also furnish 1 SEAL 034697 when for units built prior to January 1942)	
16	013058	8	CAPSCREW, hex-hd., 3/8"NC x 1-1/4"	
	911026	8	NUT, hex, 3/8"NC	
	904206	8	LOCKWASHER, 3/8"	
17	028113	-	SHIM, rear bearing retainer (.005" thick. Use as required)	
	028115	-	SHIM, rear bearing retainer (.010" thick. Use as required)	
	028114	-	SHIM, rear bearing retainer (.020" thick. Use as required)	
18	036216	1	PACKING, rear bearing retainer (felt) (Used prior to January 1942)	
	034697	1	SEAL, oil, rear bearing retainer (Used after December 1941)	
19	036138	1	SPACER, take-off shaft	
20	045358	1	WASHER, take-off shaft	
21	013044	2	CAPSCREW (drilled hex-hd., 3/8"NC x 7/8")	
	032943	1	WIRE, locking (1/16" x 4")	
22	036002	1	COUPLING, splined	
23	033003	1	RING, retaining, splined coupling (Used on units built after May 1938)	
24	046659	1	SPACER, splined coupling (Used only on units built prior to April 1938)	

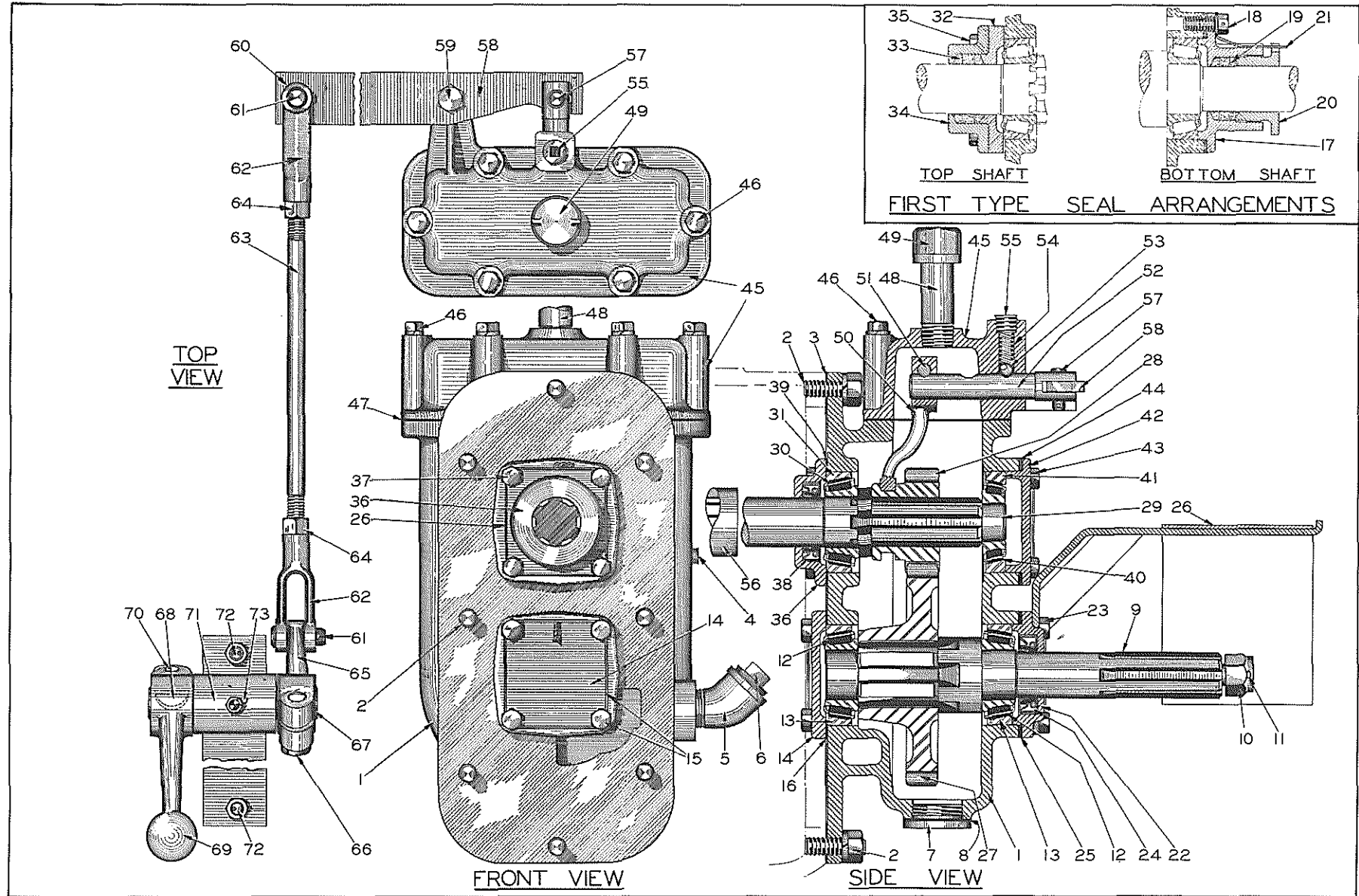


PLATE 1838 ——— REDUCTION POWER TAKE-OFF



REDUCTION POWER TAKE-OFF  
(See Plate 1838)

USAGE: Adaptable to all tractors except Hough-Loader Model  
and Orchard Model with Rear Seat.

<u>ITEM</u>	<u>PART NUMBER</u>	<u>QTY.</u>	<u>DESCRIPTION</u>	<u>PACKAGE OR KIT NUMBER</u>
1	045954	1	CASE, gear	
2	045969	8	STUD (1/2"NC x 1-7/8")	
	911026	8	NUT, hex, 1/2"	
	904208	8	LOCKWASHER, 1/2"	
3	045245	1	GASKET, gear case to transmission case	
4	907070	1	PLUG, pipe, ctsk-hd., 1/4"	
5	911076	1	ELBOW, street, 45°, 1"NPT	
6	912768	1	PLUG, pipe, sq-hd., 1"NPT	
7	035250	1	PLUG, oil drain	
8	035249	1	GASKET, oil drain plug	
9	045953	1	SHAFT, bottom	
10	911056	1	NUT, castle, 3/4"NF	
11	900808	1	PIN, cotter, 1/8" x 1-1/2"	
12	209932	2	CONE ASSEMBLY, bottom shaft bearing	
13	209987	2	CUP, bottom shaft bearing	
14	045961	1	COVER, bottom shaft rear bearing	
15	013044	4	CAPSCREW (drilled hex-hd., 3/8"NC x 7/8")	
	037000	1	WIRE, locking (1/16" x 16")	
16	045956	1	GASKET, bottom shaft rear bearing cover	
NOTE: Items 17 thru 21 comprise the First Type Bottom Shaft Seal Arrangement as used on units built prior to October 1935.				
17	045962	1	RETAINER, bottom shaft rear bearing	
18	045617	4	CAPSCREW (drilled hex-hd., 3/8"NC x 1-1/4")	
	037000	1	WIRE, locking (1/16" x 16")	
19	045971	3	PACKING, bottom shaft	
20	045963	1	NUT, gland, bottom shaft packing	
21	045988	1	LOCK, gland nut	
NOTE: Items 22 thru 24 comprise the Second Type Bottom Shaft Seal Arrangement as used on units built after September 1935				
22	046007	1	RETAINER, bottom shaft rear bearing	
23	045617	4	CAPSCREW (drilled hex-hd., 3/8"NC x 1-1/4")	
	037000	1	WIRE, locking (1/16" x 16")	
24	030326	1	SEAL, bottom shaft	
25	033083	4	SHIM, adjusting, bottom shaft bearings (.005" thick. Use as req'd)	
	033084	8	SHIM, adjusting, bottom shaft bearings (.020" thick. Use as req'd)	
26	043304	1	GUARD, bottom shaft	
27	045497	1	GEAR, bottom shaft (31 teeth) (Standard. Provides bottom shaft speed of 540 RPM at engine speed of 1200 RPM)	
	032873	1	GEAR, bottom shaft (28 teeth) (Special. Provides bottom shaft speed of 546 RPM at engine speed of 900 RPM)	
28	045951	1	PINION, top shaft (14 teeth) (Standard. Provides bottom shaft speed of 540 RPM at engine speed of 1200 RPM)	
	032874	1	PINION, top shaft (17 teeth) (Special. Provides bottom shaft speed of 546 RPM at engine speed of 900 RPM)	
29	045952	1	SHAFT, top	
30	209932	1	CONE ASSEMBLY, top shaft front bearing	
31	209987	1	CUP, top shaft front bearing	
NOTE: Items 32 thru 35 comprise the First Type Top Shaft Seal Arrangement as used on units built prior to October 1935.				
32	045958	1	RETAINER, top shaft front bearing	
33	045970	3	PACKING, top shaft	

(Continued)

REDUCTION POWER TAKE-OFF (Continued)  
(See Plate 1838)

<u>ITEM</u>	<u>PART NUMBER</u>	<u>QTY.</u>	<u>DESCRIPTION</u>	<u>PACKAGE OR KIT NUMBER</u>
34	045959	1	CAP, top shaft packing	
35	021527	4	CAPSCREW (drilled hex-hd., 3/8"NC x 1-5/8")	
	037000	1	WIRE, locking (1/16" x 16")	
NOTE: Items 36 thru 38 comprise the Second Type Top Shaft Seal Arrangement as used on units built after September 1935)				
36	046230	1	RETAINER, top shaft front bearing	
37	013044	4	CAPSCREW (drilled hex-hd., 3/8"NC x 1")	
	037000	1	WIRE, locking (1/16" x 16")	
38	030327	1	SEAL, oil, top shaft	
39	045956	1	GASKET, top shaft front bearing retainer	
40	042885	1	CONE ASSEMBLY, top shaft rear bearing	
41	042886	1	CUP, top shaft rear bearing	
42	045960	1	CAP, top shaft rear bearing	
43	013044	4	CAPSCREW (drilled hex-hd., 3/8"NC x 1")	
	037000	1	WIRE, locking (1/16" x 16")	
44	033083	4	SHIM, adjusting, top shaft bearings (.005" thick. Use as req'd)	
	033084	8	SHIM, adjusting, top shaft bearings (.020" thick. Use as req'd)	
45	045955	1	COVER, top, gear case	
46	906695	6	CAPSCREW, hex-hd., 3/8"NC x 3-1/4"	
	904206	6	LOCKWASHER, 3/8"	
47	045967	1	GASKET, gear case top cover	
48	901513	1	NIPPLE, pipe, 3/4"NPT x 3"	
49	901754	1	CAP, pipe, 3/4"NPT	
50	045966	1	FORK, gear shifting	
51	045220	1	CAPSCREW (hex-hd., 3/8"NF x 1-3/4", drilled end)	
	911053	1	NUT, castle, 3/8"NF	
	900803	1	PIN, cotter, 3/32" x 1-1/4"	
52	045964	1	SHAFT, gear shifting fork	
53	905361	1	BALL, steel, 7/16" diam.	
54	021537	1	SPRING, shifting shaft ball	
55	904260	1	PLUG, pipe, ctsk-hd., 3/8"NPT	
56	036002	1	COUPLING, splined	
57	033069	1	PIN, control lever	
	900942	1	PIN, cotter, 3/32" x 5/8"	
58	045965	1	LEVER, control	
59	045979	1	BOLT, pivot, control lever (Abandoned. Replaced by SPACER 033541 and CAPSCREW 035073)	
	911043	1	NUT, hex, 1/2"NF	
	904208	1	LOCKWASHER, 1/2"	
	033541	1	SPACER, pivot, control lever (Replaced BOLT 045979)	
	035073	1	CAPSCREW, hex-hd., 1/2"NF x 1-3/4"	
	911043	1	NUT, hex, 1/2"NF	
60	904208	1	LOCKWASHER, 1/2"	
	045978	1	WASHER, plain, control lever pin	
61	033072	2	PIN, control rod yoke	
	910967	2	PIN, cotter, 1/8" x 7/8"	
62	033058	2	YOKE, control rod	
63	045972	1	ROD, control	
64	911043	2	NUT, hex, 1/2"NF	
65	045214	1	LEVER, intermediate	
66	AM-8801	1	CAPSCREW, hex-hd., 1/2"NC x 2"	
	904208	1	LOCKWASHER, 1/2"	
67	045976	1	SHAFT, operating lever	
68	036997	2	KEY, #13 woodruff, 3/16" x 1"	

(Continued)

REDUCTION POWER TAKE-OFF (Continued)  
(See Plate 1838)

<u>ITEM</u>	<u>PART NUMBER</u>	<u>QTY.</u>	<u>DESCRIPTION</u>	<u>PACKAGE OR KIT NUMBER</u>
69	037196	1	LEVER, operating	
70	035067	1	CAPSCREW, hex-hd., 1/2"NF x 2"	
	911043	1	NUT, hex, 1/2"NF	
	904208	1	LOCKWASHER, 1/2"	
71	045974	1	BRACKET, operating lever	
72	036034	2	CAPSCREW, hex-hd., 3/8"NF x 1"	
	911041	2	NUT, hex, 3/8"NF	
	904206	2	LOCKWASHER, 3/8"	
73	910262	1	FITTING, lubricating, 67-1/2°, 1/8"NPT	

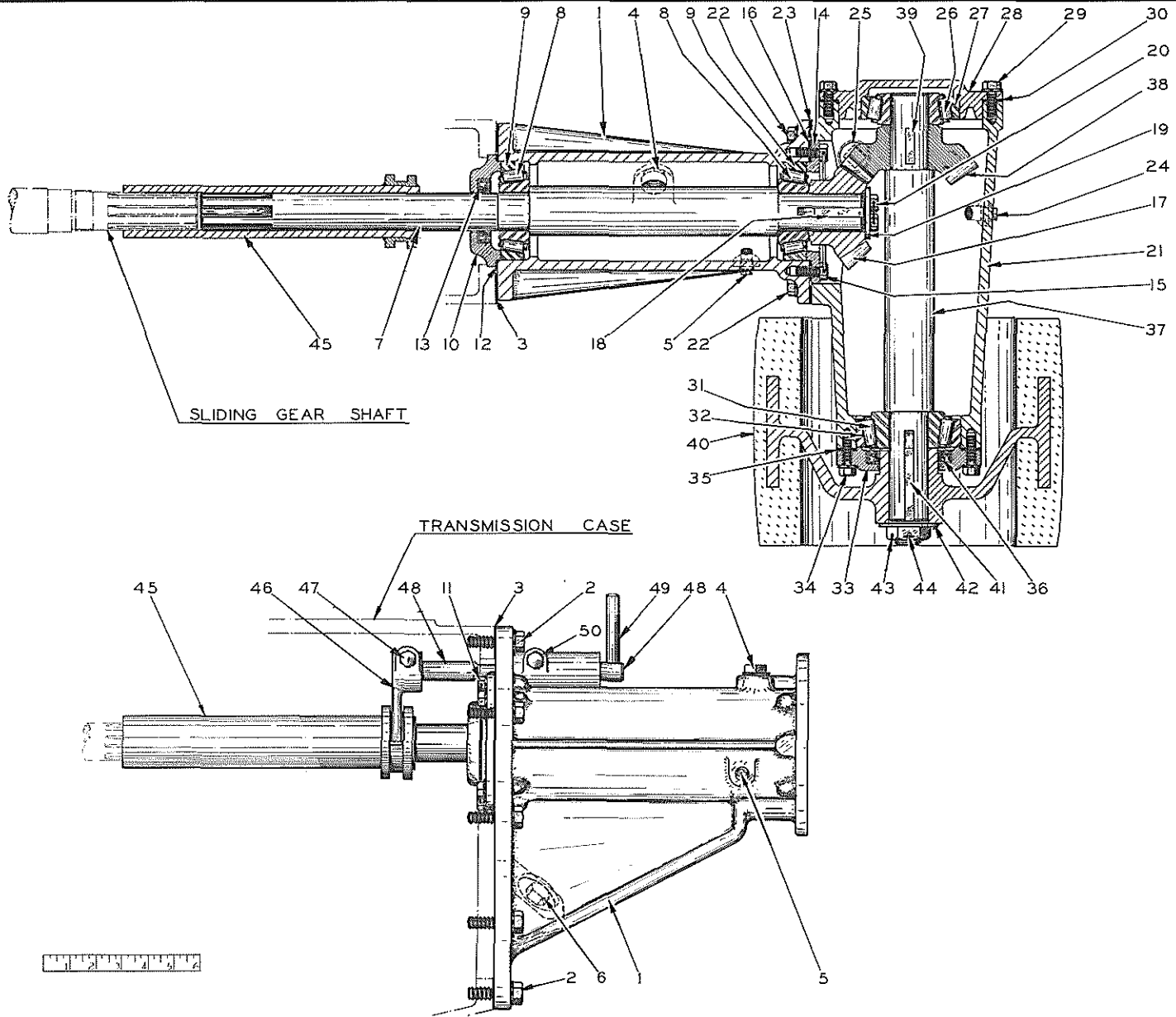


PLATE 1837—POWER PULLEY

POWER PULLEY  
(See Plate 1837)

USAGE: Adaptable to all tractors except Hough-Loader Model and Orchard Model with Rear Seat.

<u>ITEM</u>	<u>PART NUMBER</u>	<u>QTY.</u>	<u>DESCRIPTION</u>	<u>PACKAGE OR KIT NUMBER</u>
1	045355	1	BRACKET, housing, driving shaft	
2	035236	8	CAPSCREW, hex-hd., 1/2"NC x 1-3/4"	
	904208	8	LOCKWASHER, 1/2"	
3	045245	1	GASKET, bracket to transmission case	
4	912726	2	PLUG, pipe, sq-hd., 3/4"NPT	
5	901652	1	PLUG, pipe, sq-hd., 1/4"NPT	
6	035250	1	PLUG, oil filling hole	
	035249	1	GASKET, oil filling hole plug	
7	045353	1	SHAFT, driving	
8	042893	2	CONE ASSEMBLY, driving shaft bearing	
9	211567	2	CUP, driving shaft bearing	
10	034700	1	RETAINER, driving shaft front bearing (Also furnish 1 SEAL 030327 when for units built prior to January 1942)	
11	013044	6	CAPSCREW (drilled hex-hd., 3/8"NC x 7/8")	
	037000	1	WIRE, locking (1/16" x 16")	
12	045629	1	GASKET, driving shaft front bearing retainer	
13	036143	1	PACKING, driving shaft front bearing retainer (felt) (Used on units built prior to January 1942)	
	030327	1	SEAL, oil, driving shaft front bearing retainer (Used on units built after December 1941)	
14	036136	1	RETAINER, driving shaft front bearing	
15	013044	8	CAPSCREW (drilled hex-hd., 3/8"NC x 7/8")	
	035075	1	WIRE, locking (1/16" x 20")	
16	036140	2	SHIM, adjusting, driving shaft bearings (.005" thick. Use as required)	
	036142	4	SHIM, adjusting, driving shaft bearings (.010" thick. Use as required)	
	036141	2	SHIM, adjusting, driving shaft bearings (.020" thick. Use as required)	
17	045357	1	PINION, bevel, driving shaft	
18	028109	1	KEY, driving shaft bevel pinion	
19	045358	1	WASHER, driving shaft	
20	013044	2	CAPSCREW (drilled hex-hd., 3/8"NC x 7/8")	
	032943	1	WIRE, locking (1/16" x 4")	
21	028122	1	CASE, pulley shaft	
22	035439	8	CAPSCREW, hex-hd., 3/8"NC x 1"	
	904206	8	LOCKWASHER, 3/8"	
23	028113	2	SHIM, adjusting, gear mesh (.005" thick. Use as required)	
	028115	4	SHIM, adjusting, gear mesh (.010" thick. Use as required)	
	028114	2	SHIM, adjusting, gear mesh (.020" thick. Use as required)	
24	901652	1	PLUG, pipe, sq-hd., 1/4"NPT	
25	912768	2	PLUG, pipe, sq-hd., 1"NPT	
26	042893	1	CONE ASSEMBLY, pulley shaft inner bearing	
27	211567	1	CUP, pulley shaft inner bearing	
28	036092	1	CUP, pulley shaft inner bearing	
29	035439	8	CAPSCREW, hex-hd., 3/8"NC x 1"	
	904206	8	LOCKWASHER, 3/8"	
30	028113	2	SHIM, adjusting, gear mesh (.005" thick. Use as required)	
	028115	4	SHIM, adjusting, gear mesh (.010" thick. Use as required)	
	028114	2	SHIM, adjusting, gear mesh (.020" thick. Use as required)	
31	042865	1	CONE ASSEMBLY, pulley shaft outer bearing	
32	211068	1	CUP, pulley shaft outer bearing	
33	034699	1	RETAINER, pulley shaft outer bearing (Also furnish 1 SEAL 034697 when for units built prior to January 1942)	
34	013058	4	CAPSCREW, hex-hd., 3/8"NC x 1-1/4"	
	904206	4	LOCKWASHER, 3/8"	

(Continued)

POWER PULLEY (Continued)  
(See Plate 1837)

<u>ITEM</u>	<u>PART NUMBER</u>	<u>QTY.</u>	<u>DESCRIPTION</u>	<u>PACKAGE OR KIT NUMBER</u>
35	028140	2	SHIM, adjusting, pulley shaft bearings (.005" thick. Use as req'd)	
	028141	4	SHIM, adjusting, pulley shaft bearings (.010" thick. Use as req'd)	
	028142	2	SHIM, adjusting, pulley shaft bearings (.020" thick. Use as req'd)	
36	028123	1	PACKING, pulley shaft outer bearing retainer (felt) (Used on units built prior to January 1942)	
	034697	1	SEAL, oil, pulley shaft outer bearing retainer (Used on units built after December 1941)	
37	028121	1	SHAFT, pulley (17-1/4" long) (Standard)	
	033278	1	SHAFT, pulley (16-1/2" long) (Special. For use on Orchard Model with Top Seat)	
38	045356	1	GEAR, bevel, pulley shaft	
39	910851	1	KEY, #G woodruff, 3/8" x 1-1/2"	
40	028145	1	PULLEY (12" diam., 8-3/4" face) (Standard)	
	032521	1	*PULLEY (12" diam., 7-3/4" face) (Special)	
	028975	1	PULLEY (10" diam., 8-3/4" face) (Special)	
	034017	1	*PULLEY (10" diam., 7-3/4" face) (Special) *Required for Orchard Model with Top Seat	
41	028143	1	KEY, pulley (2-7/8" long. For pulleys with 8-3/4" face)	
	033274	1	KEY, pulley (2-1/4" long. For pulleys with 7-3/4" face)	
42	021475	1	WASHER, pulley retaining	
43	021221	1	NUT, pulley retaining	
44	900808	1	PIN, cotter, 1/8" x 1-1/2"	
45	036002	1	COUPLING, splined (5-1/2" long) (Used on units built prior to June 1936 which were not equipped with throwout mechanism)	
	038558	1	COUPLING, splined (11-3/8" long) (Used on units built after May 1936 equipped with throwout mechanism)	
NOTE: Items 46 thru 50 were used only on units built after May 1936.				
46	038561	1	FORK, throwout	
47	035280	1	CAPSCREW (hex-hd., 3/8"NF x 2", drilled end)	
	911053	1	NUT, castle, 3/8"NF	
	900806	1	PIN, cotter, 1/8" x 1"	
48	046623	1	ROD, throwout fork	
49	038563	1	HANDLE, throwout fork rod	
50	035280	1	CAPSCREW, throwout fork rod locking (3/8"NF x 2")	
	911053	1	NUT, castle, 3/8"NF	
	900806	1	PIN, cotter, 1/8" x 1"	

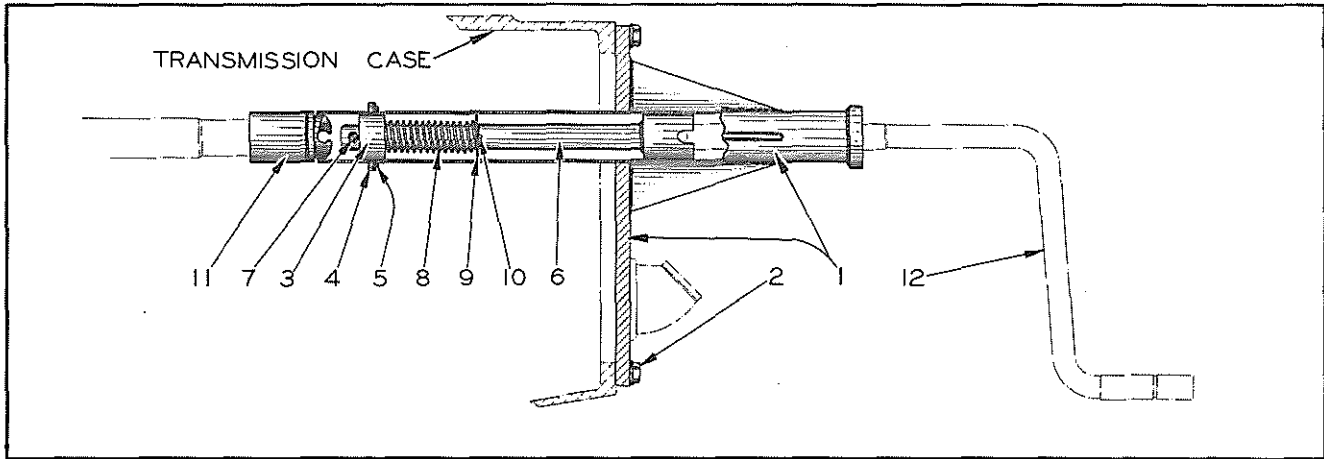


PLATE 1841 ——— REAR STARTING CRANK

REAR STARTING CRANK  
(See Plate 1841)

<u>ITEM</u>	<u>PART NUMBER</u>	<u>QTY.</u>	<u>DESCRIPTION</u>	<u>PACKAGE OR KIT NUMBER</u>
1	032621	1	PLATE, mounting	
2	035061	8	CAPSCREW, hex-hd., 1/2"NC x 1-1/4"	
	904208	8	LOCKWASHER, 1/2"	
3	046041	1	PLUG, bearing, extension rod	
4	036886	2	SETSCREW	
5	070101	1	WIRE, locking (1/16" x 8")	
6	032624	1	ROD, extension	
7	U-1664	1	PIN, extension rod (7/16" x 1-3/4" knurled)	
8	AM-4947	1	SPRING, extension rod	
9	035467	1	WASHER, extension rod	
10	046043	1	PIN, extension rod (3/16" x 1-5/8")	
11	030252	1	JAW, cranking	
12	-----	1	CRANK (See TOOL EQUIPMENT)	

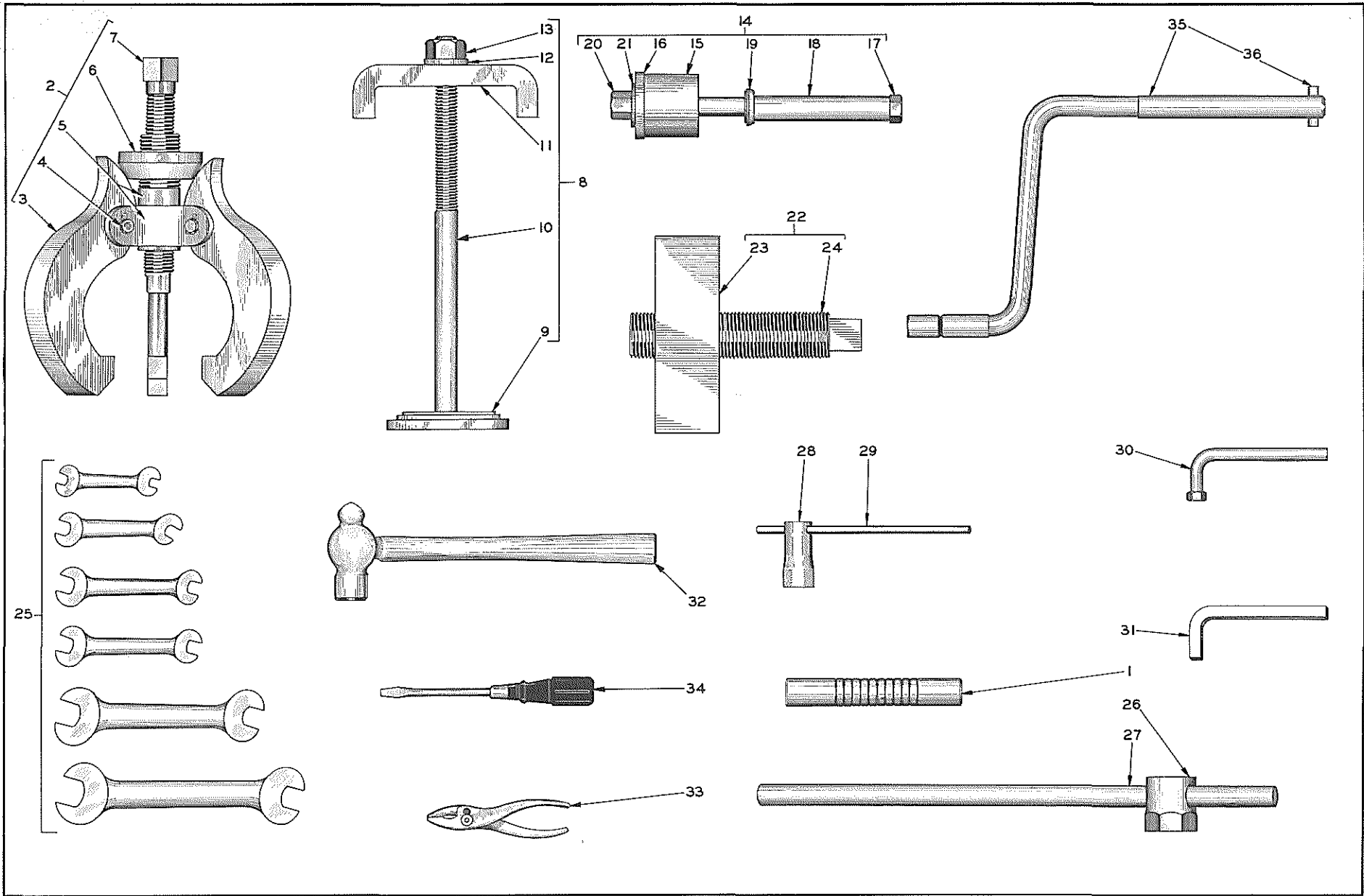


PLATE 1830—SPECIAL TOOL EQUIPMENT



SPECIAL TOOL EQUIPMENT  
(See Plate 1830)

<u>ITEM</u>	<u>PART NUMBER</u>	<u>QTY.</u>	<u>DESCRIPTION</u>	<u>PACKAGE OR KIT NUMBER</u>
1	U-2372	1	TOOL, burnishing, piston pin bushing	
2	037990	1	PULLER ASSEMBLY, supporting roller (Consists of items 3 thru 7)	
3	051499	3	FINGER, supporting roller puller	
4	051498	3	PIN, supporting roller puller finger	
	900811	6	PIN, cotter, 3/16" x 1-1/2"	
5	048740	1	CLEVIS, supporting roller puller	
6	048741	1	NUT, adjusting, supporting roller puller	
7	048742	1	SCREW, supporting roller puller	
8	071758	1	PULLER ASSEMBLY, engine cylinder liner (Consists of items 9 thru 13)	
9	-----	1	PLATE, cylinder liner puller	
10	-----	1	SCREW, cylinder liner puller	
11	-----	1	YOKE, cylinder liner puller	
12	-----	1	WASHER, cylinder liner puller	
13	911038	1	NUT, hex, 1"NC	
14	046311	1	PULLER ASSEMBLY, truck wheel bushing (Consists of items 15 thru 21) (For tractors prior to #8342 only)	
15	033495	1	SPACER, truck wheel bushing puller	
16	033496	1	PLATE, truck wheel bushing puller	
17	013479	1	BOLT, truck wheel bushing puller	
18	033534	1	SPACER, truck wheel bushing puller bolt	
19	033533	1	WASHER, truck wheel bushing puller bolt	
20	012767	1	NUT, hex, high, 3/4"NF	
21	900820	1	WASHER, plain, U.S. Std. 3/4"	
22	033468	1	PULLER ASSEMBLY, steering clutch hub (Consists of items 23 and 24)	
23	033469	1	BASE, steering clutch hub puller	
24	033470	1	SCREW, steering clutch hub puller	
25	012377	1	WRENCH KIT (6 wrenches 7/16" to 1-1/4" in a cloth case. Separate parts are not serviced)	
26	045593	1	WRENCH, socket, track adjusting bolt	
27	045594	1	HANDLE, track adjusting bolt wrench	
28	210743	1	WRENCH, socket, spark plug	
29	AM-9362	1	HANDLE, spark plug wrench	
30	036429	1	WRENCH, drain and filling plugs (90°, 3/4" hex-hd.) (For old style 035250 PLUG)	
31	043769	1	WRENCH, drain and filling plugs (90°, 1/2" square) (For new style 035250 PLUG)	
32	012387	1	HAMMER, ball peen, 1 lb.	
33	012389	1	PLIERS	
34	036268	1	SCREWDRIVER	
35	046609	1	CRANK ASSEMBLY, engine starting (Includes item 36)	
36	U-1664	1	PIN, engine starting crank (7/16" x 1-3/4", knurled)	
37	034241	1	*GUN, grease (high-pressure, push type, 5 oz. capacity)	
38	033269	1	*GUN, grease (high-pressure, volume-type. Includes HOSE) (For tractors prior to #8342 only. Discontinued. Order GUN 043698)	
	043698	1	GUN, grease (high-pressure, improved volume-type. Includes HOSE) (Replaced GUN 033269. For tractors prior to #8342 only)	
39	034672	1	*LUBRICATOR (low-pressure, 5 gal. capacity. Includes HOSE) (Replaced LUBRICATOR 034311. For tractors after #8341)	
40	040980	1	*LUBRICATOR (low-pressure, 1 qt. capacity) (For tractors after #8341. Discontinued. Order LUBRICATOR 049520)	
	049520	1	*LUBRICATOR (low-pressure, 1 qt. capacity) (Replaced LUBRICATOR 040980. For tractors after #8341)	

\*For service parts and illustrations of lubricating equipment see following pages.

NOTE: Service parts for ALEMITE lubricating equipment as used on early model tractors, are not supplied by Allis-Chalmers Mfg. Co. Order from local Alemite dealer or factory branch.

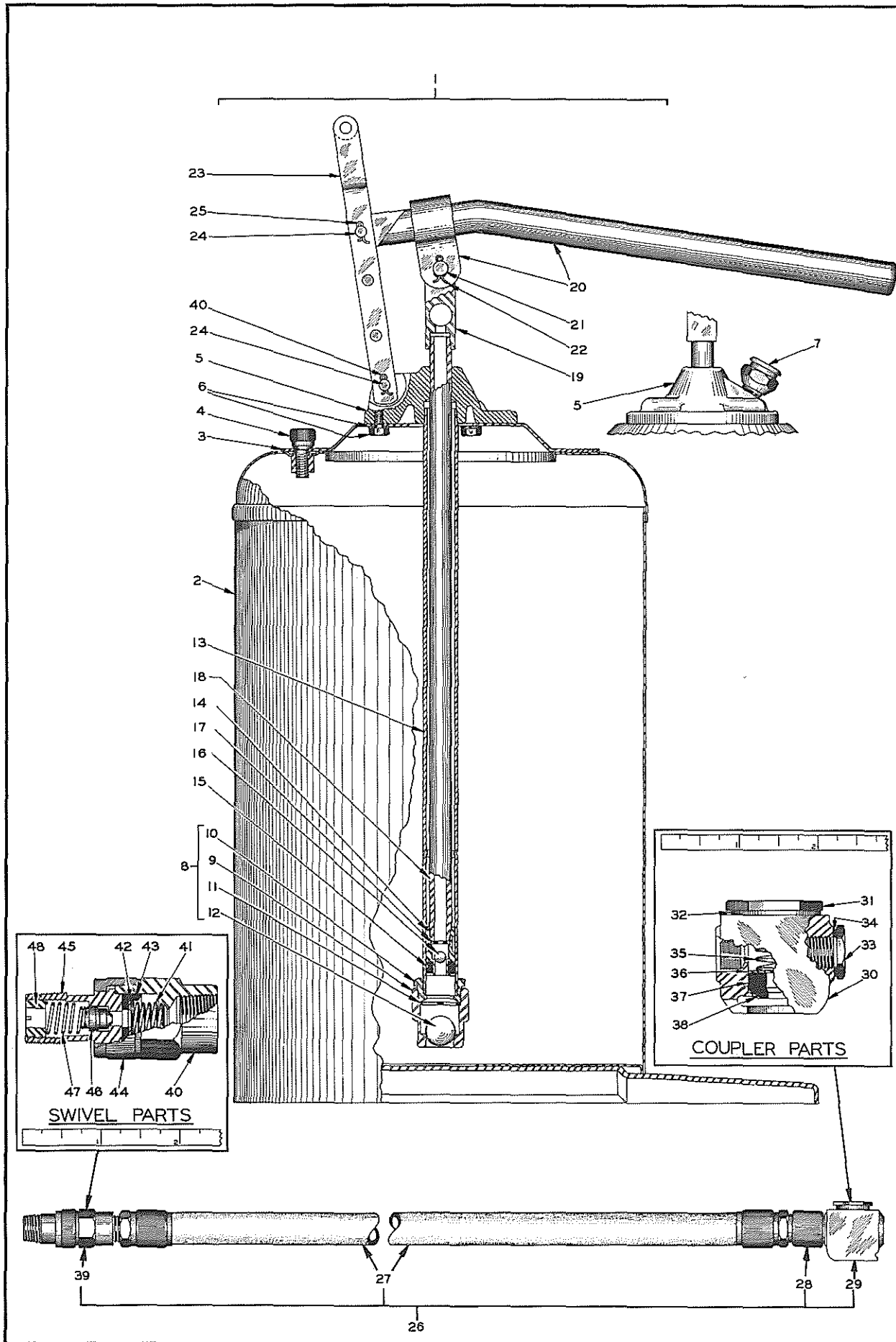


PLATE 1831- GREASE GUN 043698

GREASE GUN 043698  
(See Plate 1831)

<u>ITEM</u>	<u>PART NUMBER</u>	<u>QTY.</u>	<u>DESCRIPTION</u>	<u>PACKAGE OR KIT NUMBER</u>
1	043699	1	GUN ASSEMBLY, grease (Consists of items 2 thru 25)	
2	043705	1	CONTAINER, grease	
3	043704	1	COVER, grease container	
4	040377	3	SCREW	
5	043703	1	CASTING, pump	
6	905655	3	CAPSCREW, hex-hd., 1/4"NC x 1/2"	
	904204	3	LOCKWASHER, 1/4"	
7	032942	1	FITTING, lubricating, giant button-head, 5/8"NF	
8	034582	1	VALVE ASSEMBLY, foot (Consists of items 9 thru 12)	
9	040867	1	BODY, foot valve	
10	040866	1	COLLAR, foot valve	
11	034755	1	DISC, foot valve	
12	905367	1	BALL, steel, 3/4" diam.	
13	043706	1	TUBE, pump (14-15/16" long)	
14	034180	1	PISTON	
15	034181	1	PACKING, piston	
16	905359	1	BALL, steel, 5/16" diam.	
17	034179	1	DISC, piston	
18	043707	1	ROD, piston (15-3/8" long)	
19	034173	1	OUTLET, pump	
20	034169	1	HANDLE, pumping	
21	043702	1	PIN, pumping handle	
22	900942	1	PIN, cotter, 3/32" x 5/8"	
23	034168	1	TOGGLE	
24	043701	2	PIN, toggle	
25	900942	2	PIN, cotter, 3/32" x 5/8"	
26	032039	1	HOSE ASSEMBLY (Consists of items 27 thru 48)	
27	032038	1	HOSE	
28	034203	1	ADAPTER, hose coupler	
29	040870	1	COUPLER ASSEMBLY, hose (Consists of items 30 thru 38)	
30	034613	1	BODY, hose coupler	
31	034614	1	CAP, hose coupler body	
32	034192	1	GASKET, hose coupler body cap	
33	034197	1	PLUG, hose coupler body	
34	034195	1	GASKET, hose coupler body plug	
35	034615	1	SPRING, hose coupler	
36	034616	1	WASHER, hose coupler spring	
37	034199	1	PACKING, hose coupler	
38	034200	1	WASHER, hose coupler packing	
39	034576	1	SWIVEL ASSEMBLY, hose (Consists of items 40 thru 48)	
40	034209	1	BODY, hose swivel	
41	034208	1	SPRING, hose swivel leather	
42	034207	1	WASHER, hose swivel leather	
43	034206	1	LEATHER, hose swivel	
44	034205	1	COLLAR, hose swivel	
45	034579	1	STUD, hose swivel	
46	034577	1	VALVE, check, hose swivel stud	
47	034578	1	SPRING, swivel stud check valve	
48	034580	1	RETAINER, swivel stud check valve spring	

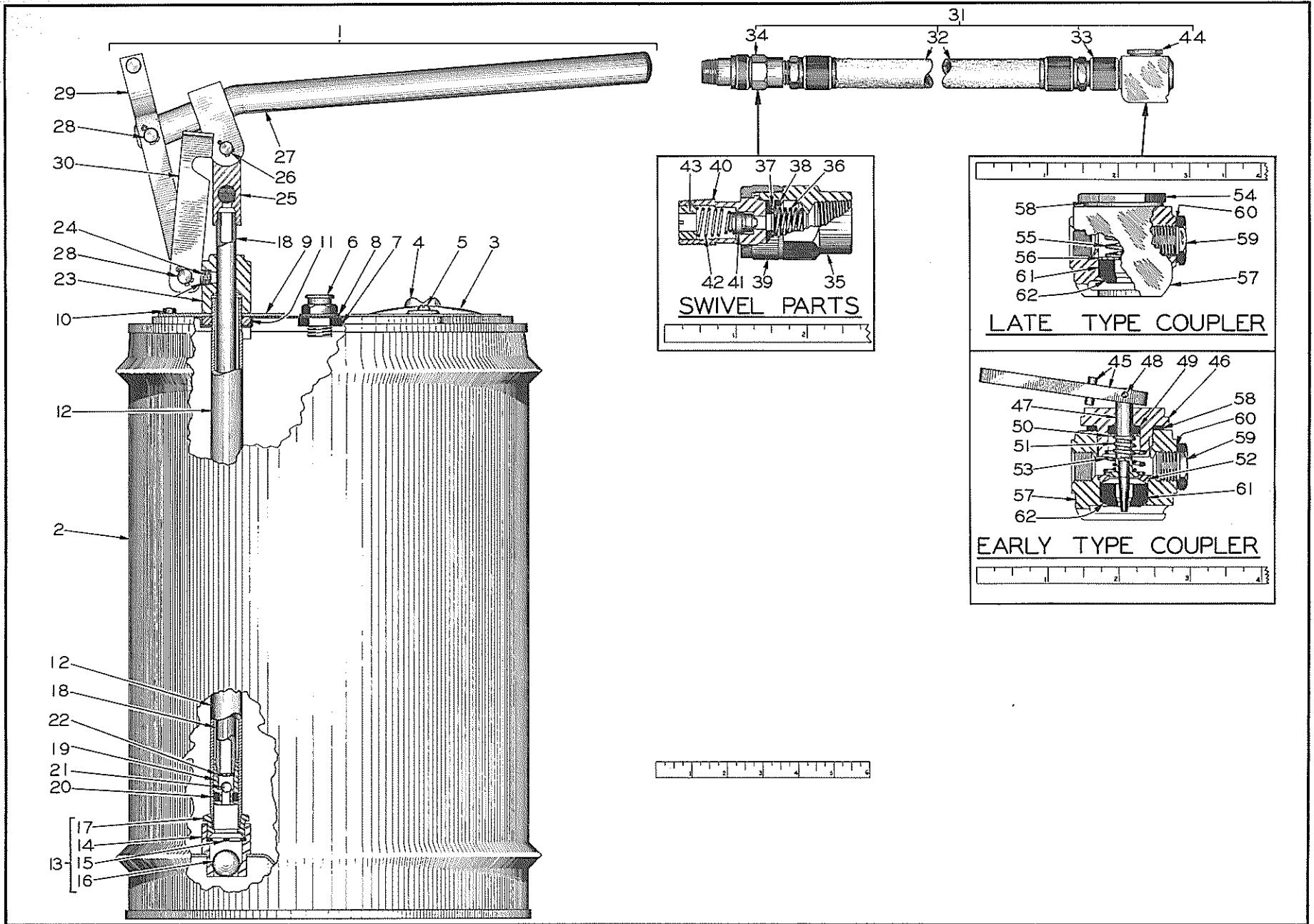


PLATE 1832 - GREASE GUN 033269

GREASE GUN 033269  
(See Plate 1832)

<u>ITEM</u>	<u>PART NUMBER</u>	<u>QTY.</u>	<u>DESCRIPTION</u>	<u>PACKAGE OR KIT NUMBER</u>
1	-----	1	GUN ASSEMBLY, grease (Consists of items 2 thru 30) (Order GUN ASSEMBLY 043699)	
2	034186	1	CONTAINER ASSEMBLY, grease (Includes items 3, 4 and 5) (Used on grease guns shipped prior to April 1939)	
	034593	1	CONTAINER ASSEMBLY, grease (Includes items 3, 4 and 5) (Used on grease guns shipped after April 1939)	
	043714	1	CONTAINER ASSEMBLY, grease (Consists of 1 CONTAINER 043705, 1 COVER 043704, 1 WASHER 043708, 1 FITTING 032942, 3 CAPSCREWS 903625, 3 NUTS 910515 and 3 LOCKWASHERS 904204) (Service replacement for CONTAINER ASSEMBLY 034593)	
3	034185	1	PLATE, cover, container filling hole	
4	034184	1	SCREW, thumb	
5	900865	1	BOLT, stove, rd-hd., 1/4"NC x 3/4"	
6	034586	1	FITTING, hose rest	
7	034584	1	NUT	
8	034585	1	GASKET, hose rest fitting	
9	034171	1	WASHER, pump supporting	
10	905655	3	CAPSCREW, hex-hd., 1/4"NC x 1/2"	
11	034174	1	NUT, pump tube	
12	034178	1	TUBE, pump (15-9/16" long) (Used prior to April 1939)	
	034587	1	TUBE, pump (15-1/4" long) (Used after April 1939)	
13	034582	1	VALVE ASSEMBLY, foot (Consists of 1 BODY 040867, 1 DISC 034755, 1 BALL 905367 and 1 COLLAR 040866) (Used after April 1939)	
14	034183	1	BODY, foot valve (7/8" thd.) (Used prior to April 1939)	
	040867	1	BODY, foot valve (1-1/8" thd.) (Used after April 1939)	
15	034182	1	DISC, foot valve (13/16" O.D.) (Used prior to April 1939)	
	034755	1	DISC, foot valve (1-1/16" O.D.) (Used after April 1939)	
16	905362	1	BALL, steel, 1/2" diam. (Used prior to April 1939)	
	905367	1	BALL, steel, 3/4" diam. (Used after April 1939)	
17	040866	1	COLLAR, foot valve (Used after April 1939)	
18	034177	1	ROD, piston (16-5/16" long) (Used prior to April 1939)	
	034588	1	ROD, piston (16" long) (Used after April 1939)	
19	034180	1	PISTON (1/4" groove) (Original equipment)	
	053638	1	PISTON (5/32" groove) (Service substitute. Requires PACKING 053639)	
20	034181	1	PACKING, piston (1/4" thick) (Original equipment)	
	053639	1	PACKING, piston (1/8" thick) (Service substitute. For PISTON 053638 only)	
21	905359	1	BALL, steel, 5/16" diam.	
22	034179	1	DISC, piston	
23	043456	1	BUSHING ASSEMBLY (Includes item 24)	
24	034175	1	SUPPORT, toggle (Discontinued as a separately removable part on late guns)	
25	034173	1	OUTLET, pump	
26	034167	1	PIN, toggle	
	900942	1	PIN, cotter, 3/32" x 5/8"	
27	034169	1	HANDLE, pumping	
28	034166	2	PIN, toggle	
	904001	2	PIN, cotter, 3/32" x 1/2"	
29	034168	1	TOGGLE, pumping handle	
30	034170	1	LATCH, carrying	
	034176	1	SPRING, carrying latch	
31	032039	1	HOSE ASSEMBLY (Consists of items 32 thru 62)	
32	032038	1	HOSE	
33	034203	1	ADAPTER, hose coupler	
34	034576	1	SWIVEL ASSEMBLY, hose (Consists of items 35 thru 43)	
35	034209	1	BODY, hose swivel	

(Continued)

GREASE GUN 033269 (Continued)  
(See Plate 1832)

<u>ITEM</u>	<u>PART NUMBER</u>	<u>QTY.</u>	<u>DESCRIPTION</u>	<u>PACKAGE OR KIT NUMBER</u>
36	034208	1	SPRING, hose swivel leather	
37	034207	1	WASHER, hose swivel leather	
38	034206	1	LEATHER, hose swivel	
39	034205	1	COLLAR, hose swivel	
NOTE: Items 40 thru 43 were used only on grease guns shipped after April 1, 1939.				
40	034579	1	STUD, hose swivel	
41	034577	1	VALVE, check, hose swivel stud	
42	034578	1	SPRING, swivel stud check valve	
43	034580	1	RETAINER, swivel stud check valve spring	
44	032041	1	COUPLER ASSEMBLY, hose (Consists of items 45 thru 53, and 57 thru 62) (Early type. Used on grease guns shipped prior to April 1, 1939)	
	040870	1	COUPLER ASSEMBLY, hose (Consists of items 54 thru 62) (Late type. Used on grease guns shipped after April 1, 1939)	
NOTE: Items 45 thru 53 are components of the Early Type Coupler only as used on grease guns shipped prior to April 1, 1939.				
45	034189	1	HANDLE ASSEMBLY, hose coupler (Includes PIN)	
46	034191	1	GLAND, hose coupler packing	
47	034190	1	PLUNGER ASSEMBLY, hose coupler (1 PLUNGER and 1 STEM)	
48	034188	1	PIN, hose coupler handle	
49	034201	1	PACKING, hose coupler plunger	
50	034202	1	WASHER, hose coupler plunger packing	
51	034193	1	SPRING, hose coupler plunger	
52	034198	1	SEAT, hose coupler grease check	
53	034196	1	SPRING, retaining, hose coupler grease check seat	
NOTE: Items 54 thru 56 are components of the Late Type Coupler only as used on grease guns shipped after April 1, 1939.				
54	034614	1	CAP, hose coupler body	
55	034615	1	SPRING, hose coupler	
56	034616	1	WASHER, hose coupler spring	
57	034613	1	BODY, hose coupler	
58	034192	1	GASKET, hose coupler body cap	
59	034197	1	PLUG, hose coupler body	
60	034195	1	GASKET, hose coupler body plug	
61	034199	1	PACKING, hose coupler	
62	034200	1	WASHER, hose coupler packing	

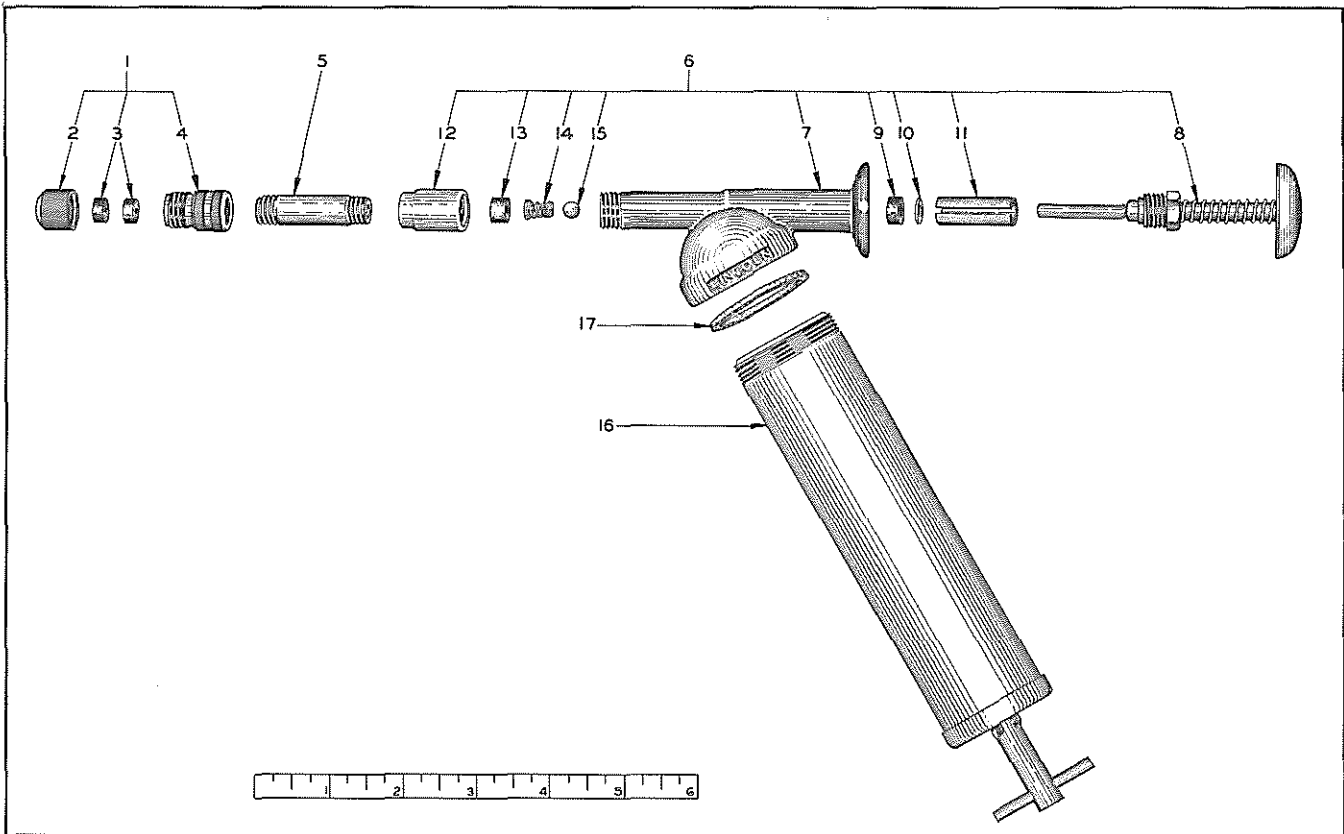


PLATE 1717— GREASE GUN 034241

GREASE GUN 034241  
(See Plate 1717)

<u>ITEM</u>	<u>PART NUMBER</u>	<u>QTY.</u>	<u>DESCRIPTION</u>	<u>PACKAGE OR KIT NUMBER</u>
1	034213	1	NOZZLE ASSEMBLY (Includes items 2 thru 4)	
2	034214	1	CAP, nozzle	
3	064026	2	PACKING, nozzle	
4	034216	1	BODY, nozzle	
5	034217	1	EXTENSION, nozzle	
6	034230	1	HEAD ASSEMBLY (Includes items 7 thru 15)	
7	040376	1	BODY, head	
8	040367	1	PLUNGER ASSEMBLY (1 PLUNGER, 1 ROD, 1 PIN, 1 NUT, 1 SPRING. Serviced only as a unit)	
9	034225	1	PACKING, plunger	
10	040368	1	WASHER, plunger packing	
11	040366	1	SPACER, plunger	
12	034231	1	ADAPTER, nozzle extension	
13	034232	1	PACKING, nozzle extension adapter	
14	034233	1	SPRING, check ball	
15	912738	1	BALL, steel, 7/32" diam.	
16	034236	1	CONTAINER ASSEMBLY, grease (1 CONTAINER, 1 SPRING, 1 PISTON, 1 CAP, 1 HANDLE. Serviced only as a unit)	
17	034237	1	GASKET, grease container to head	

049520 LUBRICATOR (SHOWN)  
040980 LUBRICATOR (SIMILAR)

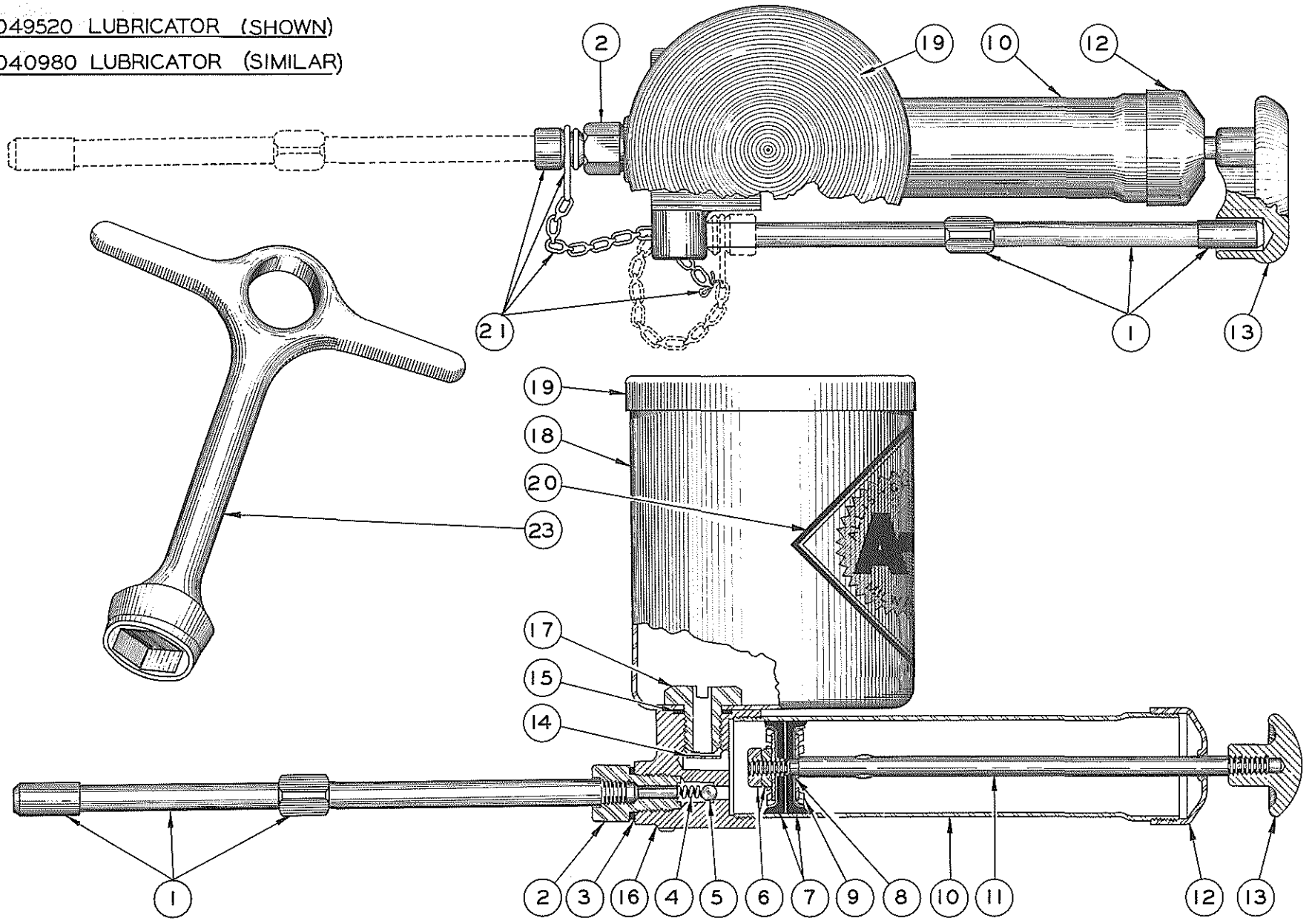


PLATE 1028B - LUBRICATOR REPAIRS



LUBRICATOR REPAIRS  
(See Plate 1028B)

ITEM	PART NUMBER	QUANTITY		DESCRIPTION	PACKAGE OR KIT NUMBER
		040980	049520		
				040980 LUBRICATOR	
				049520 LUBRICATOR	
1	{ 041352	1	1	TUBE, nozzle	
	{ 041351	1	-	CAP, dust, nozzle tube	
2	{ 041353	1	-	ADAPTER, nozzle tube	
	{ 049513	-	1	ADAPTER, nozzle tube	
3	{ 041355	1	-	GASKET, nozzle tube adapter	
	{ 049514	-	1	GASKET, nozzle tube adapter	
4	041957	1	1	SPRING, check ball	
5	905358	1	1	BALL, steel, 1/4" diam.	
6	{ 911325	1	2	NUT, hex, jam, 1/4"NC	
	{ 041367	1	-	WASHER, spring	
7	041357	2	2	LEATHER, cup	
8	041358	2	2	WASHER, cup leather	
9	041359	2	2	SPREADER, cup leather	
10	041360	1	1	TUBE	
11	041361	1	1	ROD, follower	
12	041362	1	1	END, tube	
13	{ 041363	1	-	KNOB, follower rod	
	{ 049516	-	1	KNOB, follower rod	
14	041366	1	1	DISC, check valve	
15	041364	1	1	GASKET, container to block	
16	{ 041356	1	-	BLOCK, check	
	{ 049515	-	1	BLOCK, check	
17	041365	1	1	SEAT, check valve disc	
18	{ 041369	1	-	CONTAINER	
	{ 049517	-	1	CONTAINER	
19	{ 041368	1	-	LID, container	
	{ 049518	-	1	LID, container	
20	911525	1	1	TRANSFER, "A-C"	
21	049519	-	1	PLUG ASSEMBLY (Includes CHAIN)	
22	{ 041354	1	-	LEG, stand (Not illustrated)	
	{ 913223	1	-	NUT, hex, jam, 9/16"NF	
23	040272	1	1	WRENCH, oil hole plugs	

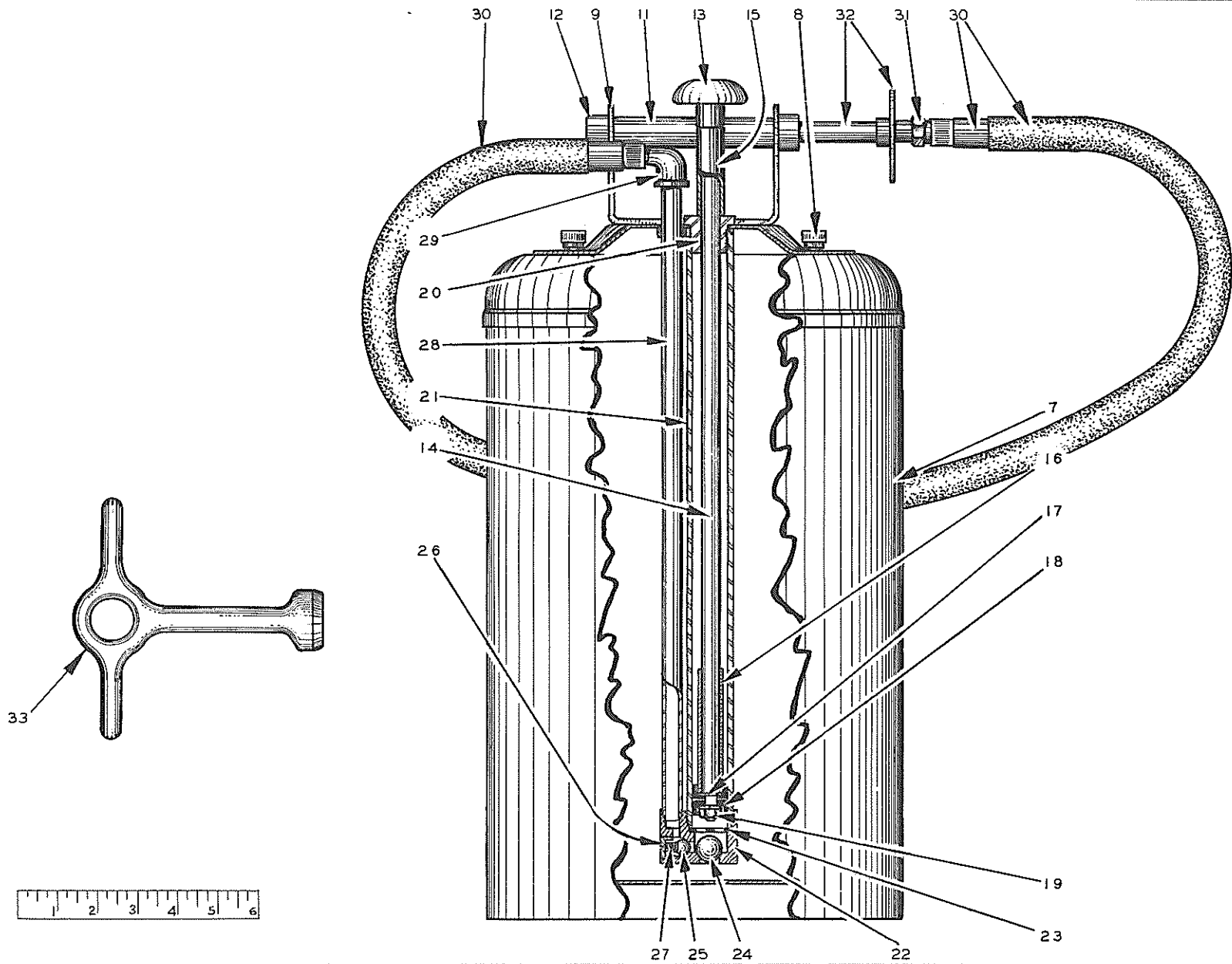



PLATE 1026B—LUBRICATOR 034672

LUBRICATOR 034672  
(See Plate 1026B)

<u>ITEM</u>	<u>PART NUMBER</u>	<u>QTY.</u>	<u>DESCRIPTION</u>	<u>PACKAGE OR KIT NUMBER</u>
7	040273	1	CONTAINER ASSEMBLY, flushing lubricator (Includes item 8)	
8	040377	3	SCREW, flushing lubricator container cover	
9	040171	1	COVER, flushing lubricator container	
10	034751	1	PUMP ASSEMBLY, flushing lubricator (Includes item 9 and items 11 thru 29)	
11	034758	1	HANDLE, flushing lubricator	
12	034761	1	CAP, flushing lubricator handle	
13	034529	1	KNOB, flushing lubricator pump piston rod	
14	034752	1	ROD, flushing lubricator pump piston	
15	034757	1	STOP, flushing lubricator pump piston rod - upper	
16	034759	1	STOP, flushing lubricator pump piston rod - lower	
17	034756	2	WASHER, flushing lubricator pump piston rod	
18	034763	2	LEATHER, flushing lubricator pump piston	
19	913636	1	NUT, hex, 5/16"NF	
20	034754	1	NUT, flushing lubricator pump piston rod guiding	
21	034760	1	TUBE, flushing lubricator pump	
22	034764	1	BODY, flushing lubricator pump valve	
23	034755	1	DISC, retaining, flushing lubricator pump check ball	
24	905365	1	BALL, steel, 5/8" diam. (suction check valve)	
25	905360	1	BALL, steel, 3/8" diam. (discharge check valve)	
26	034750	1	PLUG, retaining, flushing lubricator pump discharge check valve spring	
27	034762	1	SPRING, flushing lubricator pump discharge check valve ball	
28	034753	1	TUBE, outlet, flushing lubricator	
29	901722	1	ELBOW, street, 90°, 1/4" - 18NPT	
30	034746	1	HOSE, flushing lubricator (36" long)	
31	034747	1	BUSHING, reducing, flushing lubricator hose (1/4"NPT to 1/8"NPT)	
32	034745	1	TUBE, nozzle, flushing lubricator hose	
33	040272	1	WRENCH, oil hole plugs	



SERVICE KITS

SERVICE KITS

ASSEMBLY OR  
PACKAGE NO.

DESCRIPTION

C181-4	GASKET SET, carburetor (For Zenith models only)
1	C146-12 GASKET, economizer cap
1	C143-14 GASKET, air intake
1	C142-33 GASKET, fuel bowl (A-C)
1	C142-46 GASKET, fuel bowl (Not A-C. Discard)
1	T56-5 WASHER, economizer jet
1	T56-6 WASHER, packing retainer nut
1	T56-7 WASHER, union body plug
1	T56-12 WASHER, main jet
1	T56-23 WASHER, fuel valve seat
1	T56-24 WASHER, compensating jet
1	T56-33 WASHER, union body
033144	CHANGEVER KIT, final drive gear shaft seal (For tractors prior to serial No. 4142)
10	013058 CAPSCREW, hex-head, 3/8"NC x 1-1/4"
2	031777 GASKET, seal retainer
2	031781 SPACER, gear shaft outer bearing
2	031782 RETAINER, gear shaft seal
2	032006 PLATE, spacing, gear shaft outer bearing
2	032374 KEY, track sprocket
6	035718 CAPSCREW, hex-head, 1/2"NC x 3/4"
2	042874 CONE ASSEMBLY, gear shaft outer bearing
2	043448 SEAL ASSEMBLY
2	043635 CUP, gear shaft outer bearing
6	900818 WASHER, plain, U.S. Std., 1/2"
2	901651 PLUG, pipe, square head, 1/8"NPT
033855	PIN KIT, track (For tractors prior to #12561)
30	045006 PIN
1	045007 PIN, master
043187	CHANGEVER GROUP, reverse - flow radiator and fan (For Hough-Loader tractors originally equipped with standard suction radiator and fan)
1	043175 RADIATOR ASSEMBLY
2	070960 CAPSCREW
1	207265 CONNECTION, water outlet
1	210531 FAN
1	210535 BELT
1	211326 SPRING
2	204206 LOCKWASHER, 3/8"
043409	BLOCK PACKAGE, engine clutch cam (For all tractors except Hough-Loader Model)
4	204664 BLOCK
4	901226 CAPSCREW, fil.-hd., 1/4"NC x 1/2"
4	906958 LOCKWASHER, internal teeth, 1/4"
043551	BRACE KIT, final drive gear case (For tractors prior to #11573 only)
4	028271 CAPSCREW, hex-head, 3/8"NC x 1-3/4"
2	043499 PIN, bracing - rear
2	043500 PIN, bracing - front
2	043501 SPACER, bracing pins
20	043502 SHIM, bracing pins
2	043503 SLEEVE, bracing pins
2	043539 BOSS, bracing pin socket - front (To be welded in place)
1	043541 SOCKET, rear bracing pin - left
1	043542 SOCKET, rear bracing pin - right
6	043585 WASHER, socket shimming
6	043622 SHIM, bracing pins
4	045174 CAPSCREW, hex-head, 3/8"NF x 2-1/2"
2	046419 CAPSCREW, hex-head, 3/8"NF x 2"
2	901344 PIN, cotter, 1/4" x 2"
044162	BUSHING KIT, track (For tractors after #12560)
30	044129 BUSHING
1	044131 BUSHING, master
2	043593 SPACER, master bushing
044163	PIN KIT, track (For tractors after #12560)
30	044132 PIN
1	044130 PIN, master
048656	CHANGEVER KIT, engine support (For early Hough-Loader Models only. See Service Bulletin S-335)
1	----- BAR, tie - front (Weld in place)
1	----- BAR, tie - rear (Weld in place)
1	048319 SUPPORT, engine
1	048320 PLATE, engine support
1	048322 PIN, pivot
2	044402 CAPSCREW, hex-head, 3/4"NC x 4-1/4"
2	901344 PIN, cotter, 1/4" x 2"

(Continued)

SERVICE KITS

<u>ASSEMBLY OR PACKAGE NO.</u>	<u>DESCRIPTION</u>
205238	FILTER ASSEMBLY, oil (Provides parts required to replace Furolator FILTER on tractors prior to serial No. 3539) 1 U-3903 GASKET, filter base 1 204861 LABEL, instruction 1 204917 FILTER ASSEMBLY 1 205201 SUPPORT 2 903771 CAPSCREW, hex-head, 5/16"NC x 7/8" 2 904205 LOCKWASHER, 5/16"
208349	FACING KIT, engine clutch (For all tractors except Hough-Loader Model) 6 204898 FACING 6 204899 FACING 40 911528 RIVET, tubular, brass, flat head, 9/64" x 5/16"
208350	RING SET, piston (4-1/2" diameter) (For early engines) 8 204238 RING, compression 4 204240 RING, compression 4 205682 RING, oil control
208361	GASKET SET, manifold 1 U-2855 GASKET, carburetor 1 U-3216 GASKET, manifold 4 U-3328 GASKET, manifold
209049	RING SET, piston (4-1/2" diameter) (For early engines) 8 204238 RING, compression 8 205682 RING, oil control
210146	GASKET SET, piston ring replacement 1 U-2782 GASKET, cylinder head 1 U-2841 GASKET, cylinder head cover 2 U-3221 GASKET, oil pan - center 2 U-3319 GASKET, oil pan - rear 2 U-3320 GASKET, oil pan - front
211103	BEARING SET, main (Undersize. To be fitted by scraping) 2 209630 BEARING - rear 2 209631 BEARING - front 2 209632 BEARING - center
211104	BEARING SET, main (Undersize. To be fitted by line boring) 2 U-2829 BEARING - rear 2 U-2830 BEARING - front 2 U-2831 BEARING - center
212254	RING SET, piston (4-1/2" diameter) (For late engines) 12 204238 RING, compression 8 205682 RING, oil control
212918	SEAL SET, crankshaft (cork) 2 U-3325 SEAL - front 2 U-3326 SEAL - rear
216066	BEARING SET, main (Standard size) 2 216035 BEARING - rear 2 216036 BEARING - center 2 216037 BEARING - front
281749	MOTOR KIT, cylinder repair (Kerosene. Fits all tractors) 4 U-3334 BUSHING, piston pin 4 U-3336 SCREW, piston pin 4 U-3337 LOCK, piston pin screw 12 204238 RING, compression 8 205682 RING, oil control 8 207436 RING, packing 4 209495 LINER, cylinder 4 211657 PISTON ASSEMBLY
281750	MOTOR KIT, cylinder repair (Gasoline or high altitude kerosene. Fits all tractors) 4 U-3334 BUSHING, piston pin 4 U-3336 SCREW, piston pin 4 U-3337 LOCK, piston pin screw 12 204238 RING, compression 8 205682 RING, oil control 8 207436 RING, packing 4 209495 LINER, cylinder 4 211658 PISTON ASSEMBLY

(Continued)

SERVICE KITS

ASSEMBLY OR  
PACKAGE NO.

DESCRIPTION

281751

MOTOR KIT, cylinder repair (Butane or alcohol. Fits all tractors)

4 U-3334 BUSHING, piston pin  
4 U-3336 SCREW, piston pin  
4 U-3337 LOCK, piston pin screw  
12 204238 RING, compression  
8 205682 RING, oil control  
8 207436 RING, packing  
4 209495 LINER, cylinder  
4 211659 PISTON ASSEMBLY

281982

MOTOR KIT, cylinder repair (High altitude gasoline. Fits all tractors)

4 U-3334 BUSHING, piston pin  
4 U-3336 SCREW, piston pin  
4 U-3337 LOCK, piston pin screw  
12 204238 RING, compression  
8 205682 RING, oil control  
8 207436 RING, packing  
4 209495 LINER, cylinder  
4 212954 PISTON ASSEMBLY



NUMERICAL INDEX

NUMERICAL INDEX

Part No.	Page	Part No.	Page	Part No.	Page	Part No.	Page	Part No.	Page
C54-1.....	41	C73-39.....	42	U-1750.....	39	U-2847.....	7	U-3321.....	7,22
C131-1.....	41	C38-42.....	41	U-1751.....	56	U-2848.....	9	U-3322.....	22
CT50-1.....	42	C142-46.....	186	U-1799.....	39	U-2849.....	7	U-3323.....	22
CT204-1.....	41	CT93B-50.....	42	U-1808..27 thru 34		U-2850.....	7	U-3324.....	20
CT63-2.....	41,42	C85-59.....	41	U-1814.....	8	U-2852.....	14	U-3325.....	9
C52-3.....	41	U-59.....	56	U-1828.....	146	U-2853.....	13	U-3326.....	9
C81-3.....	41	C111-62.....	41	U-1830.....	48	U-2854.....	11	U-3327.....	9
C136-3.....	42	CR106-64A.....	42	U-1849.....	148	U-2855.....	39,177	U-3328..	36,37,187
C138-3.....	41	C102-72.....	42	U-1898.....	56	U-2871.....	7	U-3329..	49,50,53
CR88-3.....	41	B3-80.....	41	U-1974.....	45	U-2913.....	49,50	U-3330.....	53
C136-4.....	41	T123-102.....	41	U-1979.....	49	U-2930.....	36,37	U-3331.....	15
C148-4.....	41	F-104.....	20	U-1980.....	49	U-2931.....	17	U-3334..	11,187,188
C181-4.....	186	U-138.....	69	U-1981.....	49	U-2932.....	15	U-3336..	11,187,188
CT57-4.....	42	U-172.....	72	U-1982.....	49	U-2933.....	17	U-3337..	11,187,188
T10-4.....	41	U-175.....	72,77	U-2014.....	146	U-2934.....	17	U-3338.....	11
C52-5.....	41	U-176.....	72,77	U-2015.....	146	U-2935.....	15	U-3340.....	9,61
CR134-5.....	42	C105-192.....	42	U-2024.....	36	U-2936.....	15	U-3342.....	22
CT91-5.....	41	U-225.....	138	U-2026.....	36	U-2937.....	49,50	U-3345.....	7
T56-5.....	41,186	U-226.....	138	U-2028.....	36,37	U-2946.....	13	U-3384.....	55
T127-5.....	41	U-227.....	138	U-2029.....	36	U-2947.....	17	U-3431.....	56
C46-6.....	41	U-232..26 thru 133		U-2042.....	13	U-2948.....	53	U-3441..	36,37,38
T888-6.....	42	C29-254.....	41	U-2043.....	39	U-2962.....	49	U-3467.....	146
T56-6.....	42,186	U-257..26 thru 34		2107.....	45	U-2963..	31,33,34	U-3470.....	11
CT52-7.....	42	U-267.....	13	U-2147....	146,149	U-2964..26 thru 34		U-3471.....	14
T56-7.....	41,186	U-273..26 thru 33		U-2148....	146,149	U-3016.....	7	U-3472.....	15
B5-8.....	42	F-0290.....	20	U-2149.....	146	U-3118.....	7	U-3477.....	11
C120-8.....	41	3050F.....	78	U-2212.....	39	U-3129.....	7	U-3481.....	37
C150-8.....	41	U-349.....	38	U-2215.....	13	U-3130.....	7	U-3494.....	13
CT57-8.....	41	FF-362.....	20	E-2272.....	49	U-3131.....	14	U-3500.....	18
T41-8.....	41	U-364.....	29	U-2372.....	173	U-3132.....	14	U-3543.....	15
CR121-9.....	41	U-424....	146,149	E-2582.....	48	U-3135.....	53	U-3554.....	20,21
T188-10.....	41	U-479.....	142	E-2584.....	49	U-3141.....	53	U-3555.....	15
C74-12.....	42	U-550.....	29	U-2584.....	82,85	U-3142.....	13	U-3556.....	15
C146-12....	41,186	U-857.....	13	U-2670.....	34	10-3148.....	48	U-3557.....	15
C149-12.....	41	U-1039.....	45,46	U-2754.....	53	U-3148.....	13	U-3558.....	15
T11925-12....	42	U-1622.....	55	U-2780.....	18	10-3149.....	48	U-3559.....	15
T56-12.....	42,186	U-1623.....	56	U-2781.....	14	U-3149.....	14	10-3575.....	49
C143-14....	42,186	U-1624.....	56	U-2782.....	13,187	U-3150.....	14	U-3634.....	146
C149-14.....	41	U-1625.....	45	U-2798.....	36	U-3188..81 thru 96		U-3635.....	146
CR9-14.....	41	U-1626.....	45	U-2827.....	14	U-3196.....	13,23	U-3637.....	56
C130-15.....	42	U-1627.....	45	U-2828.....	7	U-3214.....	36,37	U-3639.....	56
T73-15.....	41	U-1628.....	45	U-2829.....	9,187	U-3215.....	36	U-3647.....	31,34
C111-17.....	41	U-1629.....	45	U-2830.....	9,187	U-3216..	36,37,187	U-3670.....	13
T8810-18.....	41	U-1645.....	8	U-2831.....	9,187	U-3217.....	22	U-3748.....	7
C72-19.....	42	U-1655.....	146	U-2834.....	18	U-3218.....	53	U-3759.....	13
CR66-19.....	41	U-1658.....	146	U-2835.....	7	U-3219.....	9	U-3762.....	56
C52-23.....	42	U-1659.....	146	U-2836.....	18	U-3220.....	9	U-3781.....	53
T56-23.....	41,186	U-1664.....	171,173	U-2837.....	18	U-3221.....	187	U-3800.....	11
T56-24.....	41,186	U-1667.....	146	U-2838.....	18	U-3224.....	31	U-3841.....	36
C21-25.....	41	U-1671.....	7,56	U-2839.....	7	U-3314.....	17	U-3863.....	50
T43-25.....	42	U-1719....	146,149	U-2840.....	14	U-3315.....	53	U-3899.....	21
C117-28.....	42	U-1720.....	146	U-2841.....	13,187	U-3316.....	53	U-3903.....	21,187
T43-31.....	41	U-1725.....	57	U-2842.....	53	U-3317.....	22	U-3911.....	49,50
A2-31C.....	41	U-1731.....	7	U-2844.....	7	U-3318.....	7	U-3912.....	49,50
C142-33....	41,186	U-1739.....	20	U-2845.....	11	U-3319.....	7,187	U-3914.....	49,50
T56-33.....	41,186	U-1746.....	7	U-2846.....	7	U-3320.....	7,187	U-3999..	26,29,30

NUMERICAL INDEX

Part No.	Page	Part No.	Page	Part No.	Page	Part No.	Page	Part No.	Page
AM-4947.....	171	028123.....	170	031465.....	31	032179.....	123	033066.....	67
D7144.....	41	028140.....	170	031466.....	31	032180.....	123	033068...2 thru 91	
D7258.....	42	028141.....	170	031514.....	69	032289.....	107	033069.....	166
F-8490.....	20	028142.....	170	10-31524.....	48	032290.....	107	033070.....	77
AM-8649.....	56	028143.....	170	031637.....	118	032291.....	107	033072...3 thru 166	
AM-8691.....	31	028145.....	170	031640.....	118	032292.....	107	033081.....	69
AM-8692.....	50	028271.81 thru 186		031643.....	111	032351.....	123	033083....165,166	
AM-8748.....	138	028975.....	170	031647.....	111	032370.....	123	033084....165,166	
AM-8763...142,143		028979.....	95	031649.....	111	032374.....	86,186	033090.....	27
AM-8801.5 thru 166		030018.....	157	031650.....	111	032411.....	45	033108.....	111
8925.....	20	030024.....	157	031651.....	123	032426.....	38	033110.....	137
8927.....	20	030057.....	121	031652.....	123	032428.....	38	033113.....	67
8930.....	20	030086.....	121	031653.....	123	032518.....	157	033129.....	136
8937.....	20	030090.....	157	031654.....	123	032521.....	170	033130.....	136
8955.....	20	030130.....	82,85	031655.....	103	032617.....	157	033131.....	136
8987.....	20	030131.....	89	031656.....	103	032618.....	157	033132.....	137
AM-9021.....	13	030132.....	157	031657.....	103	032621.....	171	033133.....	137
AM-9026.....	14	030181.....	77	031658.....	103	032624.....	171	033140.....	151
AM-9314.....	14	030182.....	77	031659.....	104	032740.....	145	033141.....	151
AM-9362.....	173	030183.....	57	031660.....	104	032794.....	151	033142.....	151
AM-9548...36,37,38		030189.....	121,123	031666.....	103	032832....121,123		033143.....	151
AM-9624.....	38	030196.....	146	031777.....	86,186	032873.....	165	033144.....	186
012064.....	146	030197.....	143	031781.....	86,186	032874.....	165	033153.....	131
012377.....	173	030198....142,143		031782.....	86,186	032883.....	69	033154.....	133
012387.....	173	030220.....	143	031784.....	133	032942....118,175		033159.....	157
012389.....	173	030252.....	171	031805.....	151	032943....163,169		033160.....	157
012453.....	161	030263....82,179		031854.....	65	032956.....	137	033176.....	99
012699.....	138	030314....121,123		031855.....	65	032957.....	137	033190.....	71
012767.....	173	030326.....	165	031856.....	73	032958....135,137		033201.....	151
012871.....	65	030327.163,166,169		031864.....	155	032959.....	132	033202.....	151
012992.....	92	030370.....	157	032006....86,186		032960.....	132	033217.....	151
013044..2 thru 169		030371.....	157	032011.....	133	032961.....	136	033220.....	151
013058..2 thru 169		030376.....	143	032013.....	93	032962.....	136	033221.....	151
013069.....36,37		030532.....	108	032014.....	92	032963.....	136	033222.....	151
013467.103,109,113		030534.....	108	032015.....	93	032964.....	145	033231.....	151
013479.....	173	030544.....	108	032016.....	92	032965.....	145	033267....110,115	
014210.65 thru 156		030547.....	73	032017.....	92	032966.....	145	033269.....	173
021221.....	170	030560.....	89	032018.....	92	032967.....	149	033274.....	170
021475.....	170	030561.....	89	032019.....	92	032968.....	137	033278.....	170
021527.....	166	030562.....	89	032020.....	62	032974..26 thru 33		033288.....	87
021537.....	166	030563....82,85		032022.....	63	032976....142,143		033289.....	157
021797.....	99	030564....82,85		032038....175,177		032977.....	147	033291.....	99
021867.....	72	030570.....	81	032039....175,177		032987.....	147	033305.....	46
023042.....	77	030571....142,146		032041.....	178	032988....147,149		033373.....	132
023176....147,149		030711.....	121	032121.....	85	033003.....	163	033374.....	132
023217....147,149		030786...29,30,33		032122.....	45,46	033025....147,149		033382.....	69
023459.....	145	030809.26 thru 133		032126.....	123	033027....147,149		033383.....	69
023465.....	103	030819.....	135	032129.....	131	033043....147,149		033384.....	69
023618.....	61	030820.....	135	032130.....	123	033052..See 206066		033385.....	69
023633..22 thru 85		030821.....	135	032131.....	123	033053....110,115		033396.....	161
023775.....	71,104	030823.....	91	032170.....	123	033057.....	77	033401....121,123	
028109.....	169	030824.....	89	032171.....	123	033058..3 thru 166		033407.....	123
028113....163,169		030825.....	89	032173.....	123	033059.....	65	033468.....	173
028114....163,169		030826....82,85		032175.....	123	033060....132,133		033469.....	173
028115....163,169		030833.....	34	032176.....	123	033061.....	132	033470.....	173
028121.....	170	031305.....	145	032178.....	123	033064.....	143	033485.....	155

NUMERICAL INDEX

Part No.	Page	Part No.	Page	Part No.	Page	Part No.	Page	Part No.	Page
033486.....	155	034042...112,117,119		034231.....	179	034697.....	163,170	035252.....	61
033487.....	155	034043...113,117,119		034232.....	179	034698.....	163	035264.....	61
033489.....	155	034076.....	56	034233.....	179	034699.....	169	035278.....	99,161
033490.....	155	034123.....	117	034236.....	179	034700....	163,169	035280.....	170
033491.....	155	034124.....	117	034237.....	179	034745.....	183	035281.....	78
033493.....	155	034129.....	117	034241.....	173	034746.....	183	035285.....	61
033494.....	8	034159.....	77	034265.....	62	034747.....	183	035287.....	77
033495.....	173	034160.....	77	034268.....	62	034750.....	183	035303.....	78
033496.....	173	034161.....	77	034269.....	62	034751.....	183	035305.....	78
033511.....	33	034162.....	77	034273.....	112	034752.....	183	035306.....	78
033512.....	33	034166.....	177	034274.....	112	034753.....	183	035335.....	96
033533.....	173	034167.....	177	034275.....	112	034754.....	183	035336..5 thru 155	
033534.....	173	034168.....	175,177	034283.....	156	034755..175,177,183		035337.....	96
033539.....	107	034169.....	175,177	034286.....	157	034756.....	183	035392.....	109,115
033540.....	107	034170.....	177	034299.....	75,171	034757.....	183	035395.....	61,62
033541.....	166	034171.....	177	034307.....	117	034758.....	183	035397.....	62
033613.....	33	034173.....	175,177	034308.....	117	034759.....	183	035401.....	61,77
033617.....	33	034174.....	177	034309.....	117	034760.....	183	035410.....	62
033618.....	115	034175.....	177	034315.....	61	034761.....	183	035423.....	161
033622.....	131	034176.....	177	034323.....	62	034762.....	183	035439..61 thru 169	
033670.....	33,35	034177.....	177	034338.....	118	034763.....	183	035440..115 thru 129	
033671.....	158	034178.....	177	034349.....	78	034764.....	183	035467..65 thru 171	
033696.....	107	034179.....	175,177	034388.....	78	034791.....	96	035540..4 thru 112	
033697.....	103,104	034180.....	177,178	034427.....	117	034792.....	96	035543..103 thru 113	
033771.....	104	034181.....	177,178	034428.....	117	034804.....	61	035588.....	127
033776.....	110,115	034182.....	177	034437.....	118	034821.....	147,149	035705.....	75,81,85
033781.....	111	034183.....	177	034438.....	61	034822.....	149	035712.....	128
033843.....	107	034184.....	177	034464.....	145	034876.....	86	035718..115 thru 186	
033844.....	107	034185.....	177	034467.....	33	034884.....	123	035741.....	118
033845.....	107	034186.....	177	034485.....	77	035014.....	103,161	035762.....	115
033846.....	107	034188.....	178	034529.....	183	035017.....	127	035781.....	118
033849.....	107	034189.....	178	034576...175,177		035018..99,107,161		035793.....	61
033850.....	107	034190.....	178	034577...175,178		035048.....	110,115	035794.....	61
033851.....	107	034191.....	178	034578...175,178		035061..62 thru 171		035844.....	110
033852.....	107	034192.....	175,178	034579...175,178		035065.....	73	035878.....	77
033855.....	186	034193.....	178	034580...175,178		035067..5 thru 167		035887.....	77
033915.....	107	034195.....	175,178	034581.....	145	035068...5 thru 78		035888.....	127
033916.....	107	034196.....	178	034582...175,177		035073..99 thru 166		035889.....	127
033917.....	107	034197.....	175,178	034584.....	177	035075.....	75,169	035892..107 thru 151	
033918.....	107	034198.....	178	034585.....	177	035083.....	75	035934..63 thru 95	
033919.....	107	034199.....	175,178	034586.....	177	035084.....	75	035935.....	95
033920.....	107	034200.....	175,178	034587.....	177	035085.....	75	035938..63 thru 95	
033921.....	107	034201.....	178	034588.....	177	035174.....	71	035939.....	91,92
033922.....	107	034202.....	178	034593.....	177	035175.....	71,75	035940.....	95
033924.....	123	034203.....	175,177	034613...175,178		035176.....	71	035948...91,92,95	
033936.....	77	034205.....	175,178	034614...175,178		035188.....	72,99	035975.....	135
033985.....	33,35	034206.....	175,178	034615...175,178		035190..2 thru 155		035976.....	135
033990.....	112	034207.....	175,178	034616...175,178		035196.....	72	035980.....	146
034000.....	112	034208.....	175,178	034620.....	33	035220.....	73	036002..163,166,170	
034003.....	112	034209.....	175,177	034636.....	8	035221..9 thru 118		036032..26 thru 157	
034004.....	112	034213.....	179	034651.....	112	035229.....	108	036034..5 thru 167	
034006.....	112	034214.....	179	034653.....	113	035236..62 thru 169		036039..82 thru 146	
034008.....	112	034216.....	179	034672.....	173	035244..9 thru 149		036045..103 thru 118	
034012.....	112	034217.....	179	034677...115,117		035248.....	119	036092.....	169
034014.....	151	034225.....	179	034681.....	117	035249..5 thru 169		036136.....	169
034017.....	170	034230.....	179	034683.....	104	035250..5 thru 169		036138.....	163

NUMERICAL INDEX

Part No.	Page	Part No.	Page	Part No.	Page	Part No.	Page	Part No.	Page
036140.....	169	040377.....	175,183	042888.....	117	044170.....	125	044924.....	35
036141.....	169	040866.....	175,177	042893.....	163,169	044172.....	125	044925.....	35
036142.....	169	040867.....	175,177	042898.....	82	044176.....	125	044940.....	108
036143.....	163,169	040870.....	175,178	043175.....	55,186	044177.....	125	044944.....	107
036161.....	113	040885.....	161	043187.....	186	044179.....	125	045001.....	121
036214.....	110	AM-40890.26 thru 33		043282.....	86	044181.....	125	045002.....	121
036216.....	163	040934.....	145	043293.....	56	044182.....	125	045005.....	121,123
036221.....	110,115	040980.....	173	043304.....	165	044183.....	125	045006.....	121,123,186
036224.....	110,115	041347.....	46	043409.....	186	044185.....	125	045007.....	121,123,186
036225.....	110,115	041351.....	181	043427.....	38	044186.....	125	045008.....	121
036268.....	173	041352.....	181	043448.....	86,186	044187.....	125	045009.....	121,123
036316.....	143,146	041353.....	181	043456.....	177	044188.....	125	045010.....	121,123
036359.....	78	041354.....	181	043499.....	86,186	044197.....	125	045011.....	121,123
036422.....	73	041355.....	181	043500.....	86,186	044198.....	125	045012.....	121
036429.....	173	041356.....	181	043501.....	86,186	044200.....	125	045013.....	121
036449.....	75	041357.....	181	043502.....	86,186	044205.....	125	045020.....	82
036580.....	75	041358.....	181	043503.....	86,186	044208.....	125	045021.....	82
036589.....	82,86	041359.....	181	043539.....	186	044212.....	125	045022.....	82
036707.....	104	041360.....	181	043541.....	86,186	044213.....	125	045023.....	82
036723.....	95	041361.....	181	043542.....	86,186	044214.....	125	045024.....	81
036886.....	171	041362.....	181	043551.....	186	044215.....	125	045025.....	81,85
036887.....	33,143	041363.....	181	043569.....	119	044216.....	125	045026.....	81
036888.....	143	041364.....	181	043585.....	86,186	044217.....	125	045028.....	82,85
036893.....	147,149	041365.....	181	043591.....	125	044218.....	125	045030.....	82,85
036951.....	143	041366.....	181	043593.....	125,186	044220.....	125	045031.....	81,85
036997...2 thru 166		041367.....	181	043599.....	125	044221.....	125	045032.....	81,85,89
036998.....	77	041368.....	181	043600.....	125	044222.....	125	045033.....	82
037000.163 thru 169		041369.....	181	043622.....	86,186	044223.....	125	045034.....	82,85
037002.....	95	041378.....	119	043635.....	86,186	044224.....	125	045036.....	81
037053.....	96	041380.....	119	043698.....	173	044225.....	125	045038.....	82
037060.....	61	041381.....	119	043699.....	175	044226.....	125	045040.....	81
037074.....	61	041383.....	119	043701.....	175	044227.....	125	045041.....	82,86
037196.....	167	041546.....	67	043702.....	175	044228.....	125	045042.....	81
037293.....	143	041893.....	46	043703.....	175	044230.....	125	045043.....	81
037294.....	95	041957.....	181	043704.....	175	044260...26 thru 33		045044.....	82,85
037332.....	117	042019.....	119	043705.....	175	044261.....	86	045045.....	82
037411.....	128	042020.....	119	043706.....	175	044402.....	108,186	045046.....	82,85,89
037443.....	65	042030.....	103	043707.....	175	044409.....	119	045047.....	82
037450.....	73,91,92	042031.....	108	043713.....	151	044462.....	127	045048.....	82
037990.....	173	042216.....	67	043714.....	177	044468.....	96	045050.....	81,85
038010.....	118	042305.....	78	043716.....	151	044529.....	112	045051.....	81
038044.....	139	042600.....	151	043769.....	173	044534.....	107	045052.....	81,85
038234...61 thru 161		042833.....	89	044006.....	125	044544.....	86	045053.....	75
038454.....	61	042835.....	82,85	044127.....	119	044545.....	86	045054.....	73
038516.....	63,92,93	042849.....	71	044129.....	125,186	044546.....	86	045055.....	75
038558.....	170	042854.....	71	044130.....	125,186	044552.....	117	045061.....	75
038561.....	170	042855.....	71	044131.....	125,186	044755.....	96	045063.....	75
038563.....	170	042862.....	81	044132.....	125,186	044756.....	96	045064.....	75
038564.....	163	042863.....	81	044133.....	125	044826.....	112	045065.....	75
040171.....	183	042864.....	73	044134.....	125	044827.....	117	045066.....	75
040272.....	181,183	042865.....	169	044137.....	125	044871.....	86	045067.....	75
040273.....	183	042874.....	82,86,186	044155.....	86	044917.....	35	045068.....	75
040366.....	179	042884.....	82,85	044156.....	86	044919.....	35	045087.....	99
040367.....	179	042885.....	166	044162.....	186	044920.....	35	045089.....	103
040368.....	179	042886.....	166	044163.....	186	044921.....	35	045090.....	103
040376.....	179	042887.....	117	044169.....	125	044923.....	35	045092.....	81

NUMERICAL INDEX

Part No.	Page	Part No.	Page	Part No.	Page	Part No.	Page	Part No.	Page
045101.....	109	045225.....	72	045380.....	73	045537.....	73	045664.....	73
045102.....	109	045231.....	72, 77	045381.....	73	045542.....	77	045665.....	73
045103.....	109	045236.....	77, 156	045382.....	73	045543.....	72, 77	045666.....	131
045107.....	113	045238.....	61	045384.....	73	045544.....	77	045667.....	89
045108.....	113	045240.....	61, 62	045385.....	71	045545.....	77	045668.....	89
045109.....	113	045242.....	62	045394.....	73	045546.....	72, 77	045669.....	89
045110.....	113	045243.....	62	045400.....	71	045547.....	73	045670.....	89
045111.....	113	045244.....	62	045404.....	73	045553.....	99	045675.....	37
045112.....	113	045245.....	62 thru 169	045405.....	73	045556.....	61	045676.....	123
045113.....	113	045246.....	62	045406.....	73	045557.....	61	045677.....	89
045115.....	71	045248.....	62	045412.....	62	045563.....	77	045678.....	89
045116.....	71	045249.....	62	045414.....	99	045564.....	67, 69	045679.....	73
045117.....	95	045250.....	62	045416.....	101	045566.....	145	045681.....	65
045118.....	71	045251.....	62	045417.....	101	045567.....	145	045682.....	65
045119.....	72	045252.....	62	045418.....	101	045568.....	145	045684.....	95
045127.....	71	045253.....	62 thru 149	045419.....	101	045569.....	71	045687.....	132
045128.....	71	045261.....	96	045422.....	99	045572.....	145	045688.....	131
045129.....	71	045264.....	132	045423.....	99	045573.....	145	045693.....	132
045130.....	71	045265.....	132	045424.....	99	045574.....	138	045694.....	132
045133.....	71	045266.....	77	045428.....	99	045575.....	82	045697.....	135
045134.....	69, 71	045273.....	131	045430.....	101	045576.....	72	045699.....	131
045135.....	71	045276.....	95	045431.....	101	045577.....	72	045700.....	131
045136.....	71	045278.....	95, 96	045432.....	101	045580.....	142	045701.....	61
045137.....	71	045287.....	131	045445.....	81	045581.....	82, 86	045733.....	89
045138.....	71	045288.....	131	045446.....	81	045584.....	147, 149	045734.....	89
045142.....	71	045292.....	71	045447.....	71	045586.....	147	045737.....	121, 123
045143.....	71	045293.....	131	045448.....	110	045587.....	149	045738.....	121, 123
045151.....	99	045294.....	131	045452.....	115	045588.....	145	045739.....	121, 123
045154.....	99	045295.....	67 thru 77	045457.....	103	045589.....	147, 149	045740.....	121, 123
045155.....	101	045296.....	63, 65	045458.....	103	045590.....	147, 149	045741.....	121, 123
045156.....	99	045297.....	65	045460.....	95	045591.....	142	045742.....	113
045158.....	99	045298.....	65	045461.....	63, 65	045593.....	173	045743.....	121, 123
045160.....	103	045304.....	77	045462.....	62	045594.....	173	045745.....	71
045163.....	103	045305.....	77	045473.....	109	045595.....	145	045752.....	142
045164.....	103	045306.....	77	045474.....	81	045596.....	135	045759.....	128
045167.....	103	045307.....	77	045476.....	82, 85	045601.....	145	045760.....	128
045168.....	103	045308.....	77	045477.....	82	045602.....	161	045763.....	128
045169.....	104	045311.....	78	045492.....	71	045604.....	161	045764.....	72
045170.....	104	045312.....	57, 62, 95	045494.....	71	045612.....	73	045769.....	128
045174.....	86, 87, 186	045320.....	110	045495.....	71	045614.....	73	045770.....	128
045176.....	115	045329.....	77	045496.....	67, 69, 78	045615.....	73	045774.....	109
045183.....	115	045332.....	77	045497.....	71, 165	045616.....	73	045843.....	89
045186.....	115	045335.....	110	045498.....	71	045617.....	73, 165	045847.....	155
045196.....	61	045338.....	77	045499.....	71	045618.....	61	045891.....	27
045201.....	103	045346.....	109	045500.....	71	045625.....	135	045894.....	121, 123
045202.....	103	045347.....	109	045501.....	73	045627.....	121, 123	045899.....	155, 156
045203.....	103	045348.....	109	045502.....	73	045629.....	163, 169	045919.....	155
045205.....	118	045349.....	109	045503.....	73	045634.....	131	045921.....	156
045208.....	103	045353.....	163, 169	045507.....	78	045635.....	131	045951.....	165
045209.....	118	045355.....	163, 169	045519.....	103	045638.....	161	045952.....	165
045212.....	95	045356.....	170	045521.....	104	045642.....	131	045953.....	165
045214.....	95, 166	045357.....	169	045522.....	61	045643.....	131	045954.....	165
045216.....	77	045358.....	163, 169	045524.....	113	045647.....	147, 149	045955.....	166
045217.....	95	045364.....	121, 123	045526.....	89	045650.....	27, 29	045956.....	165, 166
045219.....	95	045367.....	123, 125	045527.....	89	045654.....	89	045958.....	165
045220.....	73, 166	045379.....	75, 81, 85	045528.....	89	045662.....	61	045959.....	166

NUMERICAL INDEX

Part No.	Page	Part No.	Page	Part No.	Page	Part No.	Page	Part No.	Page
045960.....	166	046221.....	135	046498.....	129	046648.....	69	070865.....	109
045961.....	165	046222.....	135	046501.....	129	046655.....	63	070925.....	91
045962.....	165	046224.....	36	046512.....	133	046656.....	63	070960.....	63,71
045963.....	165	046226.....	131	046515.....	133	046659.....	163	071001.....	143
045964.....	166	046230.....	166	046518.....	133	046669.....	91,92	071004.....	8
045965.....	166	046242.....	71	046519.....	133	047009.....	103	071058.....	142
045966.....	166	046243.....	71	046520.....	133	047010.....	103	071113.....	61
045967.....	166	046260.....	139	046522.....	34	047013.....	104	071545...26 thru 34	
045969.....	165	046261.....	139	046524.....	133	047240...See 212758		071758.....	173
045970.....	165	046262.....	139	046525.....	109	047307.....	151	071798.....	139
045971.....	165	046269.....	149	046528.....	34	047550.....	75	071800.....	139
045972.....	166	046275.....	135	046529.....	133	047553.....	75	071808.....	139
045974.....	167	046288.....	149	046530.....	133	047554.....	75	071809.....	139
045976.....	166	046290.....	147,149	046533.....	121	048318.....	107	071810.....	139
045978.....	166	046296.....	140	046535.....	156	048319.....	108,186	071943.....	108
045979.....	166	046302.....	161	046537.....	156	048320.....	108,186	072055.....	147,149
045987.....	75	046303.....	161	046540.....	156	048322.....	108,186	072056.....	147,149
045988.....	165	046304.....	161	046542.....	155	048555.....	9	072307.....	58
045989.....	73	046311.....	173	046547.....	155	048656.....	186	072308.....	58
045990.....	127	046312.....	57	046548.....	155	048740.....	173	072366.....	103,107
045995.....	55	046321...56,57,148		046550.....	155	048741.....	173	072369.....	139
046001.....	56	046353.....	58	046572.....	135	048742.....	173	072458.....	63
046007.....	165	046354.....	58	046573.....	135	049104.....	151	204180.....	7
046009.....	107	046356.....	115,117	046574.....	135	049513.....	181	204238...11,187,188	
046010.....	107	046361.....	81,85	046575.....	121,123	049514.....	181	204240.....	11,187
046019.....	107	046363.....	131	046576.....	121,123	049515.....	181	204246.....	17
046020.....	107	046365.....	91	046577.....	121,123	049516.....	181	204269.....	148
046021.....	27,29	046366.....	91	046578.....	121,123	049517.....	181	204270.....	148
046030.....	161	046367.....	91	046579.....	121,123	049518.....	181	204298.....	22
046031.....	161	046368.....	92,93	046580.....	123	049519.....	181	204299.....	17
046033.....	161	046375.....	58	046583.....	121,123	049520.....	173	204300.....	22
046034.....	161	046376.....	58	046592.....	34	050889.....	151	204555.....	14
046041.....	171	046377.....	58	046593.....	34	051181.....	145	204556.....	7
046043.....	171	046378.....	58	046594.....	143	051348.....	31	204558.....	22
046056.....	101	046383.....	156	046596.....	121	051498.....	173	204562.....	11
046058.....	101	046384.....	156	046599.....	121	051499.....	173	204615.....	56
046059.....	101	046388.....	31	046601.....	36	052591.....	77	204616.....	56
046063.....	101	046389.....	58	046603.....	45	053638.....	177	204664.....	67,187
046064.....	101	046419...63 thru 186		046609.....	173	053639.....	177	204801.....	14
046065.....	101	046421.....	148	046610.....	121	054240.....	155	204815.....	31,34
046066.....	101	046422.....	39	046611.....	121,123	054890.....	87	204821.....	31,33
046067.....	101	046423.....	39	046613.....	121,123	055462.....	151	204827.....	34
046068.....	101	046426.....	38	046617.....	155	060049.....	143	204844.....	69
046141.....	36	046439.....	81	046618.....	92,155	062494.....	9	204861.....	21,187
046142.....	36	046440.....	127	046619.....	155	064026.....	179	204863.....	21
046163.....	101	046446.....	81	046620.....	155	070101...22,113,171		204887.....	69
046164.....	101	046450.....	34	046623.....	170	070192.....	82,89	204891.....	69
046165.....	101	046452.....	34	046629.....	91	070285.....	161	204892.....	69
046166.....	101	046455.....	127	046630.....	91	070299.....	113,161	204893.....	69
046167.....	101	046456.....	127	046634.....	69	070312.....	63	204894.....	69
046168.....	101	046462.....	121	046639.....	91	070343...92 thru 155		204895.....	69
046169.....	101	046464.....	121	046640.....	91	070960.....	186	204898.....	67,187
046172.....	99	046487.....	129	046641.....	91	070469.....	107	204899.....	67,187
046175.....	99	046488.....	131	046642.....	91	070637.....	92	204905.....	69
046176.....	101	046489.....	129	046645.....	92	070678.....	63	204906.....	69
046179.....	101	046490.....	129	046647.....	63	070685.....	93	204908.....	67

NUMERICAL INDEX

Part No.	Page	Part No.	Page	Part No.	Page	Part No.	Page	Part No.	Page
204912.....	21	205087.....	22	206854.....	50	208037.....	55	211662.....	13
204917.....	21,187	205098.....	17	206895.....	67	208065.....	30,33	211708.....	46
205020.....	17	205139.....	18	206896.....	67	208135.....	35	211777.....	31,34
205021.....	17	205176.....	14	206898.....	67	208136.....	35	211858.....	46
205025.....	53	205177.....	13	207044.....	20	208137.....	35	212008.....	13
205026.....	36,37	205178.....	18	207045.....	20	208325.....	35	212009.....	13
205027.....	13	205179.....	9	207155.....	67	208349.....	187	212011.....	13
205028.....	22	205180.....	22	207156.....	67	208350.....	187	212012.....	13
205029.....	9	205181.....	53	207159.....	67	208361.....	187	212206.....	46
205030.....	13	205184.....	22	207201.....	45	208734.....	9	212254.....	187
205032.....	13	205186.....	49,50	207213.....	46	208801.....	23	212306.....	18
205033.....	7	205198.....	15	207214.....	46	208872.....	45	212307.....	18
205034.....	18	205199.....	7	207251.....	46	208948.....	13	212308.....	18
205036.....	11	205201.....	21,187	207254.....	46	209049.....	187	212449.....	48
205037.....	14	205215.....	13	207265.....	56,186	209092.....	17	212450.....	49
205038.....	13	205238.....	187	207378.....	138	209093.....	17	212758.....	151
205039.....	13	205239.....	67	207436.....	7,187,188	209094.....	17	212764.....	53
205041.....	7	205262.....	57	207484.....	18	209095.....	17	212765.....	53
205042.....	9	205334.....	56	207501.....	50	209101.....	38	212918.....	187
205043.....	11	205361.....	20	207552.....	23	209359.....	56	212954.....	11,188
205044.....	22	205682.....	11,187,188	207734.....	53	209495.....	7,187,188	213293.....	14
205045.....	7	205704.....	11	207742.....	36,37	209630.....	9,187	215061.....	36
205046.....	15	205747.....	37	207780.....	21	209631.....	9,187	215975.....	48
205047.....	9	205748.....	37	207781.....	46	209632.....	9,187	216035.....	9,187
205048.....	36,37	205749.....	37	207817.....	55	209889.....	112,119	216036.....	9,187
205049.....	13	205751.....	38	207857.....	15	209890.....	112,119	216037.....	9,187
205050.....	13	205768.....	37	207906.....	13	209932.....	165	216066.....	187
205051.....	17	205797.....	45	207910.....	17	209987.....	165	216907.....	7
205052.....	17	205798.....	45	207911.....	50	210027.....	71	218519.....	45
205053.....	15	205803.....	45	207918.....	33	210060.....	15	219752.....	20
205054.....	15	205837.....	7	207920.....	55	210085.....	55	220581.....	53
205055.....	15	205838.....	7	207921.....	55	210146.....	187	280466.....	38
205056.....	17,53	205862.....	22	207922.....	55	210239.....	46	280539.....	11
205057.....	53	205863.....	9	207923.....	55	210240.....	46	281589.....	9
205058.....	53	205865.....	11	207924.....	55	210531.....	53,186	281749.....	187
205060.....	7	205893.....	38	207925.....	55	210532.....	55	281750.....	187
205061.....	13	205938.....	53	207926.....	55	210533.....	55	281751.....	188
205063.....	15	205939.....	49	207927.....	55	210534.....	55	281982.....	188
205064.....	11	205940.....	49	207928.....	55	210535.....	186	900405..	26 thru 133
205065.....	14	205941.....	15	207929.....	55	210553.....	55	900552.....	142,146
205066.....	17	205944.....	22	207930.....	56	210743.....	173	900604.....	35
205067.....	17	205946.....	14	207931.....	56	210822.....	53	900801.....	73,77
205068.....	17	205948.....	15	207932.....	55	211032.....	17	900803.....	166
205069.....	15	205952.....	49	207933.....	55	211038.....	14	900805.....	58,67
205070.....	8	205953.....	53	207934.....	55	211068.....	169	900806..	5 thru 170
205073.....	13	206018.....	7	207935.....	56	211085.....	56	900807.....	161
205074.....	17	206062.....	36	207936.....	56	211103.....	187	900808.....	165,170
205075.....	7	206066..	91 thru 140	207937.....	56	211104.....	187	900811..	92 thru 173
205077.....	53	206130.....	13	207968.....	55	211227.....	71	900812.....	65
205078.....	13	206226.....	56	207969.....	55	211326.....	53,186	900813.....	155
205079.....	57	206289.....	138	207970.....	55	211567.....	163,169	900818.....	186
205080.....	22	206320.....	49	207971.....	55	211572.....	75	900820.....	173
205082.....	53	206350.....	7	207985.....	56	211657.....	11,187	900850..	27 thru 34
205083.....	7	206592.....	31	207987.....	37	211658.....	11,187	900865.....	55,177
205084.....	9	206593.....	49,50	207988.....	37	211659.....	11,188	900942.....	175,177
205086.....	22	206622.....	30,33,55	208006.....	49	211660.....	13	900970..	17 thru 140
		206641.....	31	208036.....	50	211661.....	13	901007.....	147,149



NUMERICAL INDEX

Part No.	Page	Part No.	Page	Part No.	Page	Part No.	Page	Part No.	Page
901080.....	45	905367.....	175,177	911004.....	69	912739....	35,56,151		
901165.....	67	904369.108 thru	161	911020.....	71	912768....	165,169		
901184.....	147,149	905655.....	175,177	911022.....	149	912992.....	129		
901826.....	27	905656.....	17	911023.....	142,146	913219.....	67		
901223.....	20	905661.....	55	911024..	131,133,143	913223.....	181		
901226.....	67,186	906695.....	166	911025.....	148	913522.....	53		
901288.....	82	906711.....	8	911026.135 thru	165	913636.....	183		
901310.....	147,149	906958.....	67,186	911028.127 thru	149	913847.....	13		
901344..	86,108,186	906964.....	142,146	911030.....	108,127	913848.....	13		
901357.....	17	907059.....	69,78	911032.....	113	914094.....	13		
901491....	26,29,31	907070.....	165	911034.....	146,149	914396..	See 900604		
901513.....	166	907154.....	151	911036.....	146	914932.....	138		
901534.....	23	907171.....	72	911038.....	113,173	914933.....	138		
901651..	14 thru 186	907801.....	15	911040.....	140,151	914966.....	138		
901652...7 thru	169	910126.....	20	911041,128 thru	167	914967.....	138		
901653...5 thru	81	910129.....	20	911043,107 thru	167	915017.....	145		
901678....	26,29,31	910134.....	50	911044,109 thru	161	5935540.....	151		
901722.....	183	910138.....	31	911045.108 thru	161				
901723...26 thru	56	910139.....	29,31	911050.....	156				
901754.....	166	910140.....	31,34	911053...73,166,170					
901756.....	23	910145.....	46,56	911056.....	165				
901764.....	118	910148.....	82,85	911059.....	161				
901825.....	27	910161.....	31,34	911062.....	73				
901834.....	20	910169.....	53	911063....	91,92,95				
903093.....	92	910170.....	53	911076.....	165				
903634.....	45	910171.....	31	911078.....	118				
903638.....	46	910173.....	148	911092.....	133				
903644.....	55	910176.....	17	911096.....	96				
903771..21 thru	187	910184...49,50,155		911100.....	161				
903772.....	55	910209.....	22	911115.....	129,131				
903773.....	55,56	910215.....	61	911116.....	99,108				
903775.....	18,57	910226....45,46,56		911135.....	138				
903781.....	53	910227.....45,46		911136.....	138				
903782.....	91,92	910230.....	99	911159.....	155				
903981.....	38	910240.....142,143		911160...67,78,139					
904001.....	69,177	910249.....146,149		911233.....	53				
904204.131 thru	175	910259.....	95	911300.....	56				
904205.....	148,187	910260.....	156	911325.....	181				
904206.45 thru	186	910262.....	167	911435.....	142				
904208.46 thru	171	910268.....	14	911437.....	142				
904209.108 thru	161	910270.....142,143		911525.....	181				
904260.....	166	910271.....	22	911528.....67,187					
904281.....	45	910272.....	53	911850.....	21				
904369.108 thru	161	910273.....27,29		912029.....	23				
904478...22,131,133		910302.....	77	912064.....	20				
905059.....	67	910309.....	46	912318.....	17				
905121.....	22	910370.....	17	912359.....	15				
905123.....	146	910372.....49,50		912367.....	20				
905126.....	18	910373.....	17	912384.....	17				
905347.....	109	910535.....	22	912442.....	21				
905358.....	181	910851.....	170	912563.....	35				
905359.....	175,177	910906.....	14	912573.....	35				
905360.....	183	910914.....	71	912574.....	35				
905361.....	73,166	910939.....155,156		912725.....	8				
905362.....	20,177	910967 155,156,166		912726...61,163,169					
905365.....	183	911003.....	8	912738.....	179				

