


TPL
1/25

PARTS BOOK FOR ALLIS-CHALMERS MODEL "K" TRACTOR

THIS BOOK APPLIES TO TRACTORS
SERIAL No. K-5451 AND ABOVE



241097
1/25

Copyright 1935, 1937 by

Allis-Chalmers Mfg. Co.

TRACTOR DIVISION—MILWAUKEE, U. S. A.

SPRINGFIELD, ILL. WORKS

FORM No. TPL 81B 10-37

SEE THE BACK OF THIS BOOK
FOR LIST OF SPECIAL PARTS
USED ON THE MODEL "WK"
WIDE TREAD TRACTOR.

ALLIS-CHALMERS WARRANTY

"ALLIS CHALMERS MANUFACTURING COMPANY warrants that it will repair F.O.B. its factory, or furnish without charge F.O.B. its factory, a similar part to replace any material in its machinery which within six months after the date of sale by the Dealer, is proven to the satisfaction of the Company to have been defective at the time it was sold, provided that all parts claimed defective shall be returned properly identified to the Company's Factory, charges prepaid.

"This warranty is the only warranty, either express or implied, upon which said machinery is purchased. No other warranty has been made or exists; either expressly or by implication, all statutory and implied warranties being hereby expressly waived and excluded from this transaction, and the Company's liability in connection with this transaction is expressly limited to the Repair or Replacement of defective parts, all other damages, statutory or otherwise, being hereby expressly waived.

"This warranty applies only to new and unused machinery, which, after shipment from the factory of the Company, has not been altered, changed, repaired, or treated in any manner whatsoever. No warranty of any kind, statutory, implied, or otherwise, shall apply to trade accessories, attachments, tools, or implements not manufactured by the Company, or to second-hand machinery, or to new and unused machinery, which, after shipment from the Factory of the Company, has been altered, changed, repaired, or treated in any manner whatsoever.

"No representative of the Company has authority to change this warranty or this contract in any manner whatsoever, and no attempt to repair or promise to repair or improve the machinery covered by this contract by any representative of the Company shall waive any consideration of the contract, or change or extend this warranty in any manner whatsoever.

IMPORTANT

Always give the Factory serial number of your tractor when ordering parts. The serial number is stamped on the rear end of the transmission case at the right side. The engine serial number is stamped on the left-hand side of the Cylinder Block.

To obtain parts promptly, give part name and part number.

Order parts from the dealer for your territory.

Repairs for standard motor accessories such as magnetos, generators, starting motors and fuel transfer pumps should not be ordered from the factory, since provision is made by the manufacturers for servicing these units through well distributed service stations throughout the country. The above applies also to Alemite repairs, replacement equipment and fittings, which should be procured through your local dealer. These parts are not available at the factory.

Always state post office address, town, county and state where parts are to be shipped. Also specify whether material is to be shipped by freight, express or parcel post.

Confirm all telephone or telegraph orders in writing.

No credit will be allowed on parts unless they are returned to the dealer from whom they were purchased; from there they will be returned, at the customer's expense, to the factory for inspection.

Unless claims for shortages or errors are made immediately upon receipt of goods, they will not be considered.

When broken goods are received, a full description of the damage should be made by the carrier agent on the freight bill. If this description is insisted upon, full damage can always be collected from the transportation company.

No responsibility is assumed for delay or damage to merchandise while in transit. Our responsibility ceases upon delivery of shipment to the transportation company, from whom a receipt is received showing that shipment was in good condition when delivered to them; therefore, claims (if any) should be filed with the transportation company and not with Allis-Chalmers Manufacturing Company.

The right is reserved to change the construction or material of any parts where it seems desirable to do so, without incurring the obligation of installing such changes on tractors already delivered.

TELEGRAPHIC CODE

WHEN ORDERING PARTS BY TELEGRAPH, ALWAYS SPECIFY A ONE-WORD DESCRIPTION OF THE PART WANTED. IN EVENT THE PART NUMBER IS TRANSMITTED INCORRECTLY, IT WILL HELP US TO ASCERTAIN THE PART ACTUALLY REQUIRED. CONFIRM EACH TELEGRAPHIC ORDER BY MAIL IN ORDER THAT IT MAY BE CHECKED AND, IF NOT CORRECTLY TRANSMITTED, THE ERROR DETECTED.

SHIPPING OR OTHER INSTRUCTIONS IN THE BODY OF A TELEGRAM WHICH NORMALLY CONSISTS OF MANY WORDS, CAN BE CONDENSED INTO ONE BY THE USE OF THE PROPER CODE WORD AS GIVEN BELOW.

- AIRYX - SHIP BY AIR EXPRESS
- SONST - SHIP TO ME (US) BY EXPRESS
- SOOTY - SHIP BY EXPRESS TO
- SOYON - SHIP TO ME (US) BY MAIL
- SOBOS - SHIP BY MAIL TO
- SORAT - SHIP TO ME (US) BY FREIGHT
- SAPAT - SHIP BY FREIGHT TO
- SPLAT - WHEN AND HOW DID YOU SHIP PARTS ON MY (OUR) ORDER
- SPATS - WHEN AND HOW WILL YOU SHIP PARTS ON MY (OUR) ORDER
- STAUB - CANCEL MY (OUR) PARTS ORDER
- STUFE - ADD TO MY (OUR) PARTS ORDER
- SOMOR - DUPLICATE SHIPMENT OF MY (OUR) ORDER

INDEX OF ASSEMBLIES

<u>NAME</u>	<u>PAGE</u>
BRAKE	35
CAMSHAFT AND INTERMEDIATE GEARS	8
CRANKCASE GUARD, RADIATOR GUARD, BUMPER AND PULL HOOK	61
CRANKSHAFT AND FLYWHEEL	6
CYLINDER BLOCK AND CRANKCASE	5
CYLINDER HEAD	14
DRAWBAR	46
FINAL DRIVE	33, 65
FRONT FENDER AND HOOD	45
FRONT TRACK IDLER	40
FUEL SYSTEM	47
GEAR SHIFT	28
GOVERNOR AND MAGNETO	13
GROUSERS	59
INSTRUMENTS	20
LIGHTING	52
LOW GRADE FUEL EQUIPMENT	61
MANIFOLD, CARBURETOR AND AIR CLEANER	15
MASTER CLUTCH	23
MASTER CLUTCH CONTROL	25
OIL LINES AND FILTER	11
OIL PUMP	9
PISTON AND CONNECTING ROD	7
POWER PULLEY	57
POWER TAKEOFF (ENGINE SPEED)	53
POWER TAKEOFF (REDUCTION)	55
RADIATOR AND WATER MANIFOLDS	17
REAR FENDER	45
REAR STARTING CRANK	63
SEAT	46
STABILIZER CRANK AND SPRING	37, 65
STARTING AND LIGHTING	49
STARTING CRANK	19
STEERING CLUTCH CONTROL	31
STEERING CLUTCHES AND BEVEL GEAR	29
STREET PLATES	59
SUPPORT ROLLER	39
THROTTLE CONTROL	21
TOOL EQUIPMENT	63
TRACK	43
TRACK RELEASE	41
TRANSMISSION CASE AND COVERS	23, 65
TRANSMISSION GEARS	27
TRUCK FRAME	38
TRUCK WHEEL	41
WATER PUMP AND FAN	19




PLATE I - CYLINDER BLOCK AND CRANKCASE

ENGINE SECTION

CYLINDER BLOCK AND CRANKCASE
(SEE PLATE 1)

<u>ITEM</u>	<u>PART NUMBER</u>	<u>QTY.</u>	<u>NAME</u>
1	AM-9492	1	CYLINDER BLOCK ASSEMBLY (INCLUDES ITEMS 4 TO 11; ALSO MAIN BEARING SHELLS AND CAMSHAFT BUSHINGS)
2	AM-41516	4	CYLINDER SLEEVE 5" BORE
3	E-2143	8	RUBBER PACKING RING
4	910011	1	EXPANSION PLUG 2-1/2" DIA.
5	E-1405	12	MAIN BEARING STUD
	E-1408	12	CASTLE NUT
	206008	6	LOCKWIRE 3/32" x 8"
6	E-2166	1	MAIN BEARING CAP - FRONT
7	E-2164	1	MAIN BEARING CAP - CENTER
8	E-2165	1	MAIN BEARING CAP - REAR
9	E-2168	4	MAIN BEARING SHIM - FRONT AND CENTER
10	E-2167	2	MAIN BEARING SHIM - REAR
11	E-1416	6	MAIN BEARING CAP DOWEL
12	E-2007	1	VALVE COVER STUD
13	911028	2	HEX NUT 1/2" N.C.
14	910806	1	LOCKWASHER 1/2"
15	205988	1	COPPER WASHER
16	E-2357	1	VALVE COVER - REAR
17	E-2148	1	VALVE COVER - FRONT
18	E-191	2	VALVE COVER GASKET
19	E-2147	4	CRANKCASE COVER STUD 3/8" x 1-5/8"
	911026	4	HEX NUT 3/8" N.C.
	910804	4	LOCKWASHER 3/8"
20	E-2144	1	CRANKCASE COVER AND OIL FILTER SUPPORT - FRONT
21	E-56A	1	CRANKCASE COVER - REAR
22	E-188	2	CRANKCASE COVER GASKET
23	910222	1	PIPE NIPPLE 1-1/4" x 7"
24	901756	1	PIPE CAP 1-1/4" STD.
25	AM-90239	1	CRANKCASE BOTTOM
26	901652	1	PIPE PLUG 1/4" STD.
27	E-187	2	CRANKCASE BOTTOM GASKET
28	AM-9223	2	CRANKCASE BOTTOM DOWEL
29	U-3188	20	CAPSCREW 3/8" x 1-1/2"
	911041	20	HEX NUT 3/8" N.F.
	910804	20	LOCKWASHER 3/8"
30	903630	2	HEX CAPSCREW 3/8" N.C. x 1"
	910804	2	LOCKWASHER 3/8"
31	906700	2	HEX CAPSCREW 1/2" N.C. x 3-3/4"
	910806	2	LOCKWASHER 1/2"
32	37604	1	OIL SUMP ASSEMBLY (INCLUDES ITEMS 33 TO 36 INCLUSIVE)
33	E-2159	1	OIL SUMP SPLASH PLATE
34	E-2278	2	SPLASH PLATE GASKET - SIDE SECTION
35	E-2279	1	SPLASH PLATE GASKET - REAR SECTION
36	906764	10	PARKER DRIVE SCREW #14 x 5/8"
37	901656	1	PIPE PLUG 1" STD.
38	901653	1	PIPE PLUG 3/8" STD.
39	E-750	1	OIL SUMP GASKET
40	903630	18	HEX CAPSCREW 3/8" N.C. x 1"
	910804	18	LOCKWASHER 3/8"
41	E-2284	1	OIL GAUGE ROD BUSHING
42	AM-9301	1	OIL GAUGE ROD
43	E-2226	1	STARTER HOLE COVER

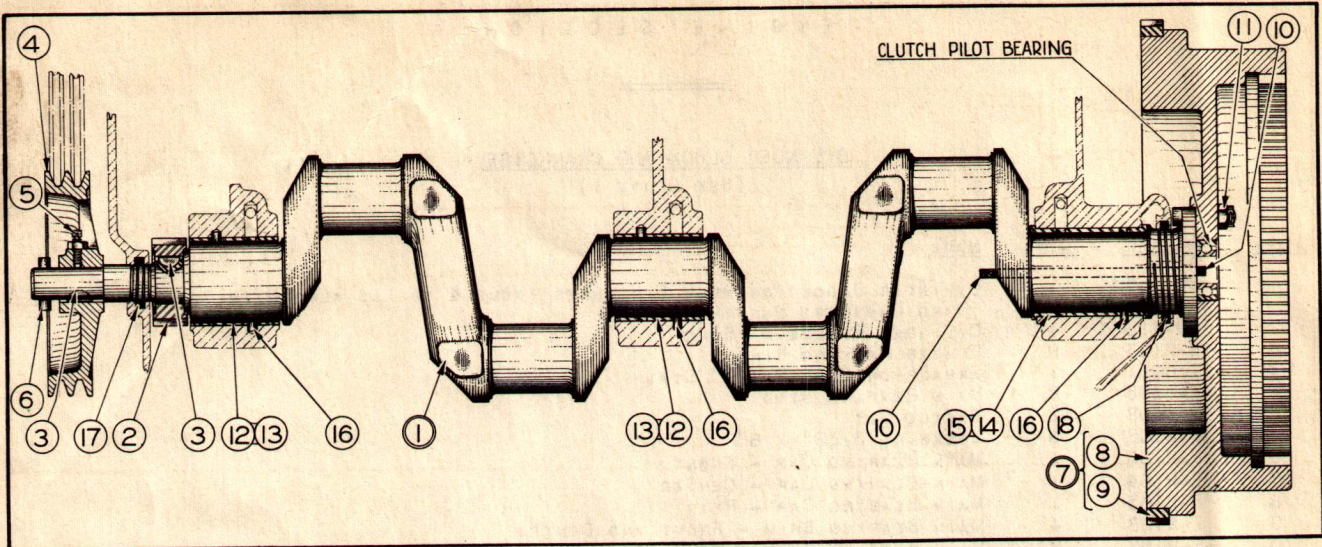


PLATE 2 - CRANKSHAFT AND FLYWHEEL

CRANKSHAFT AND FLYWHEEL
(SEE PLATE 2)

ITEM	PART NUMBER	QTY.	NAME
1	204231	1	CRANKSHAFT AND GEAR ASSEMBLY (INCLUDES ITEMS 2, 3 AND 10. SEE EXCHANGE OFFER BELOW)
2	AM-9540	1	CRANKSHAFT GEAR 26 T.
3	905127	2	WOODRUFF KEY "B"
4	E-2195	1	FAN DRIVE PULLEY
5	901279	1	CUP POINT SET SCREW 3/8" N.C. x 1-1/4"
6	911026	1	HEX NUT 3/8" N.C.
7	E-679	1	STARTING PIN
8	37171	1	FLYWHEEL WITH RING GEAR (ITEMS 8 AND 9)
9	E-2001	1	FLYWHEEL ONLY
10	E-2002	1	FLYWHEEL RING GEAR ONLY } IN ITEM 7
11	U-3522	1	OILING WICK FOR CLUTCH PILOT BEARING
12	E-1459	7	FLYWHEEL BOLT
13	911054	7	CASTLE NUT 1/2"
14	900802	7	COTTER PIN 3/32" x 1"
15	AM-9246	4	MAIN BEARING SHELL - FRONT AND CENTER (STANDARD SIZE)
16	E-2588	4	MAIN BEARING SHELL - FRONT AND CENTER (.060 UNDERSIZE)
17	AM-9245	2	MAIN BEARING SHELL - REAR (STANDARD SIZE)
18	E-2589	2	MAIN BEARING SHELL - REAR (.060 UNDERSIZE)
19	E-51	5	MAIN BEARING SHELL DOWEL
20	E-1445	2	CRANKSHAFT PACKING - FRONT (HALF ONLY)
21	E-2228	2	CRANKSHAFT PACKING - REAR (HALF ONLY)

CRANKSHAFT EXCHANGE OFFER

IN ORDER TO PROVIDE TRACTOR OWNERS WITH THE MOST ECONOMICAL AND PRACTICAL MEANS OF MAKING CRANKSHAFT REPLACEMENTS, THERE HAS BEEN MADE AVAILABLE CRANKSHAFT EXCHANGES AS LISTED BELOW.

AM-9553 CRANKSHAFT EXCHANGE GROUP (STANDARD SIZE), CONSISTING OF:

204231	1	CRANKSHAFT AND GEAR ASSEMBLY
AM-9246	4	MAIN BEARING SHELL - FRONT AND CENTER
AM-9245	2	MAIN BEARING SHELL - REAR
E-1257	4	CONNECTING ROD - COMPLETE

AM-9554 CRANKSHAFT EXCHANGE GROUP (.060 UNDERSIZE), CONSISTING OF:

AM-41589	1	CRANKSHAFT AND GEAR ASSEMBLY
E-2588	4	MAIN BEARING SHELL - FRONT AND CENTER
E-2589	2	MAIN BEARING SHELL - REAR
E-2587	4	CONNECTING ROD - COMPLETE

THE RIGHT IS RESERVED TO SUPPLY EITHER THE STANDARD OR THE UNDERSIZE GROUP ON ANY ORDER. UPON RETURN OF THE OLD USED PARTS TO THE MILWAUKEE FACTORY, TRANSPORTATION PREPAID, A CREDIT ALLOWANCE WILL BE MADE, PROVIDED THAT THE PARTS ARE NOT BROKEN, OR IN THE OPINION OF THE ALLIS-CHALMERS MFG. COMPANY, DAMAGED TO AN EXTENT WHICH WILL PREVENT SALVAGING THEM. THE USED CRANKSHAFT GROUP IS IDENTIFIED BY PART NO. AM-9554R. THE AMOUNT OF ALLOWABLE CREDIT FOR THE USED PARTS IS INDICATED IN THE REPAIR PRICE LIST UNDER THIS NUMBER. CONSULT YOUR DEALER OR CLOSEST FACTORY BRANCH.

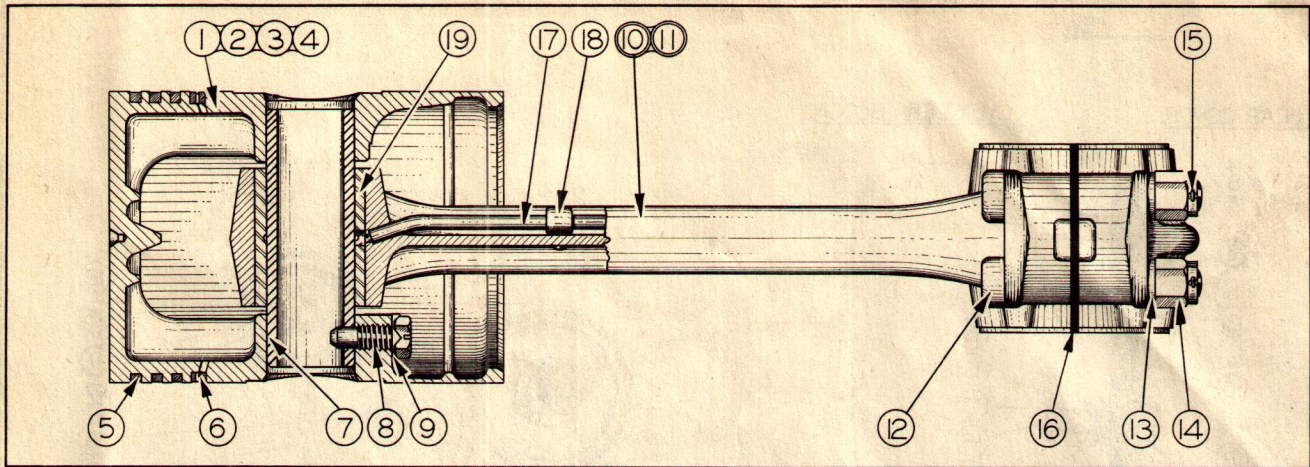


PLATE 3 - PISTON AND CONNECTING ROD

PISTON AND CONNECTING ROD
(SEE PLATE 3)

ITEM	PART NUMBER	QTY.	NAME
1	AM-70895	4	PISTON 5" DIA. - GASOLINE
2	AM-70896	4	PISTON 5" DIA. - ALCOHOL OR HIGH ALT. GASOLINE
3	AM-70894	4	PISTON 5" DIA. - KEROSENE
4	AM-9610	4	PISTON 5" DIA. - BUTANE
5	AM-9613	12	PISTON COMPRESSION RING 3/16" WIDE
6	205683	4	PISTON OIL RING 1/4" WIDE (SLOTTED)
7	E-1451	4	PISTON PIN
8	E-1452	4	PISTON PIN SET SCREW
9	E-1453	4	SET SCREW LOCK
10	E-1257	4	CONNECTING ROD - COMPLETE (STANDARD SIZE) INCLUDES ITEMS 12 TO 19 INCLUSIVE
11	E-2587	4	CONNECTING ROD - COMPLETE (.060 UNDERSIZE) INCLUDES ITEMS 12 TO 19 INCLUSIVE
12	E-2170	16	CONNECTING ROD BOLT
13	E-2565	16	CONNECTING ROD BOLT WASHER
14	E-203	16	CASTLE NUT
15	900802	16	COTTER PIN 3/32" x 1"
16	E-2171	8	CONNECTING ROD SHIM
17	E-206	4	CONNECTING ROD OIL PIPE
18	E-207	8	OIL PIPE SUPPORT
19	E-11	4	PISTON PIN BUSHING

SEE EXCHANGE OFFER BELOW

SPECIAL SERVICE OFFER

IN VIEW OF THE REMOVABLE SLEEVE CONSTRUCTION OF THIS ENGINE, OVERSIZE PISTONS OR RINGS ARE NOT SUPPLIED. WHEN APPRECIABLE WEAR OCCURS, NEW STANDARD PARTS SHOULD BE INSTALLED. OWNERS MAY TAKE ADVANTAGE OF THE OFFER ON THE SPECIAL ENGINE REPAIR KITS AS LISTED BELOW:

	REPAIR KIT 280649 5" GASOLINE	REPAIR KIT 280647 5" KEROSENE	REPAIR KIT 280651 5" ALCOHOL
4	AM-41516	AM-41516	AM-41516
8	E-2143	E-2143	E-2143
4	AM-70895	AM-70894	AM-70896
12	AM-9613	AM-9613	AM-9613
4	205683	205683	205683
4	E-1451	E-1451	E-1451
4	E-1452	E-1452	E-1452
4	E-1453	E-1453	E-1453
4	E-11	E-11	E-11

THE ABOVE REPAIR KITS ARE PRICED VERY REASONABLY (SEE PRICE LIST OR CONSULT LOCAL DEALER OR FACTORY BRANCH). THE INDIVIDUAL PARTS ARE MARKED WITH A SPECIAL STAMP FOR IDENTIFICATION PURPOSES AND CANNOT BE RETURNED FOR CREDIT EXCEPT AS A COMPLETE UNIT, IN THE ORIGINAL BOX, WITH THE PARTS IN GOOD CONDITION AND FREE FROM RUST.

OVERSIZE PISTON PINS ARE NOT AVAILABLE. NEW STANDARD PINS AND BUSHINGS SHOULD BE INSTALLED WHEN APPRECIABLE WEAR OCCURS.

USED CONNECTING ROD ASSEMBLIES (E-1257 OR E-2587) WHICH HAVE NOT BEEN FILED OR GROUND ON THE CONTACT FACES AND ARE OTHERWISE FREE FROM TOOL MARKS, MAY BE RETURNED TO THE FACTORY FOR CREDIT TO APPLY AGAINST THE PURCHASE OF NEW CONNECTING RODS. CONSULT PARTS PRICE LIST FOR COST OF THIS EXCHANGE. AMOUNT OF ALLOWABLE CREDIT IS INDICATED UNDER PART NO. E-1257R.

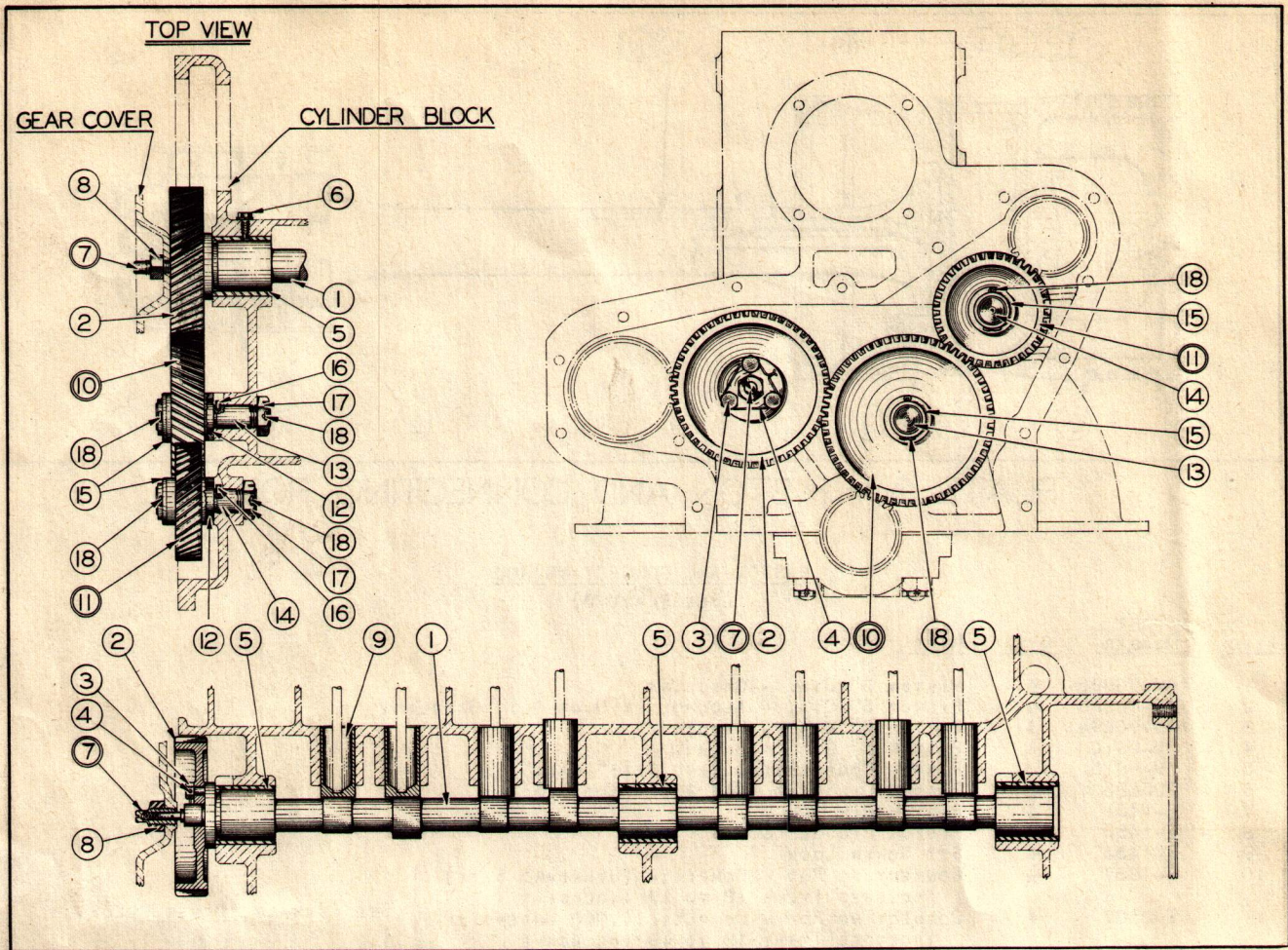


PLATE 4 - CAMSHAFT AND INTERMEDIATE GEARS

CAMSHAFT AND INTERMEDIATE GEARS

(SEE PLATE 4)

ITEM	PART NUMBER	QTY.	NAME
1	E-2176	1	CAMSHAFT
2	AM-41583	1	CAMSHAFT GEAR 52 T.
3	E-13	3	CAPSCREW 3/8" x 3/4"
4	205845	1	LOCKWIRE 1/16" x 8"
5	E-15	3	CAMSHAFT BUSHING
6	{ E-16A	3	CAMSHAFT BUSHING SET SCREW
	{ 910804	3	LOCKWASHER 3/8"
7	205807	1	CAMSHAFT THRUST SCREW ASSEMBLY (CONSISTS OF 1-SCREW, 1-PLUNGER, 1-PIN, 1-SPRING. SEPARATE PARTS NOT SERVICED)
8	911044	1	HEX NUT 5/8" N.F.
9	E-88	8	VALVE TAPPET

10	AM-9696	1	LARGE INTERMEDIATE GEAR 56 T. (INCLUDES ITEM 12)
11	AM-9455	1	SMALL INTERMEDIATE GEAR 38 T. (INCLUDES ITEM 12)
12	E-32	2	INTERMEDIATE GEAR BUSHING (IN ITEMS 10 AND 11)
13	E-29	1	LARGE INTERMEDIATE GEAR STUD
14	E-28	1	SMALL INTERMEDIATE GEAR STUD
15	E-31	2	INTERMEDIATE GEAR STUD WASHER
16	904355	2	DOWEL PIN 1/4" x 3/8"
17	E-30	2	INTERMEDIATE GEAR STUD NUT
18	900406	4	COTTER PIN 1/8" x 1-3/4"

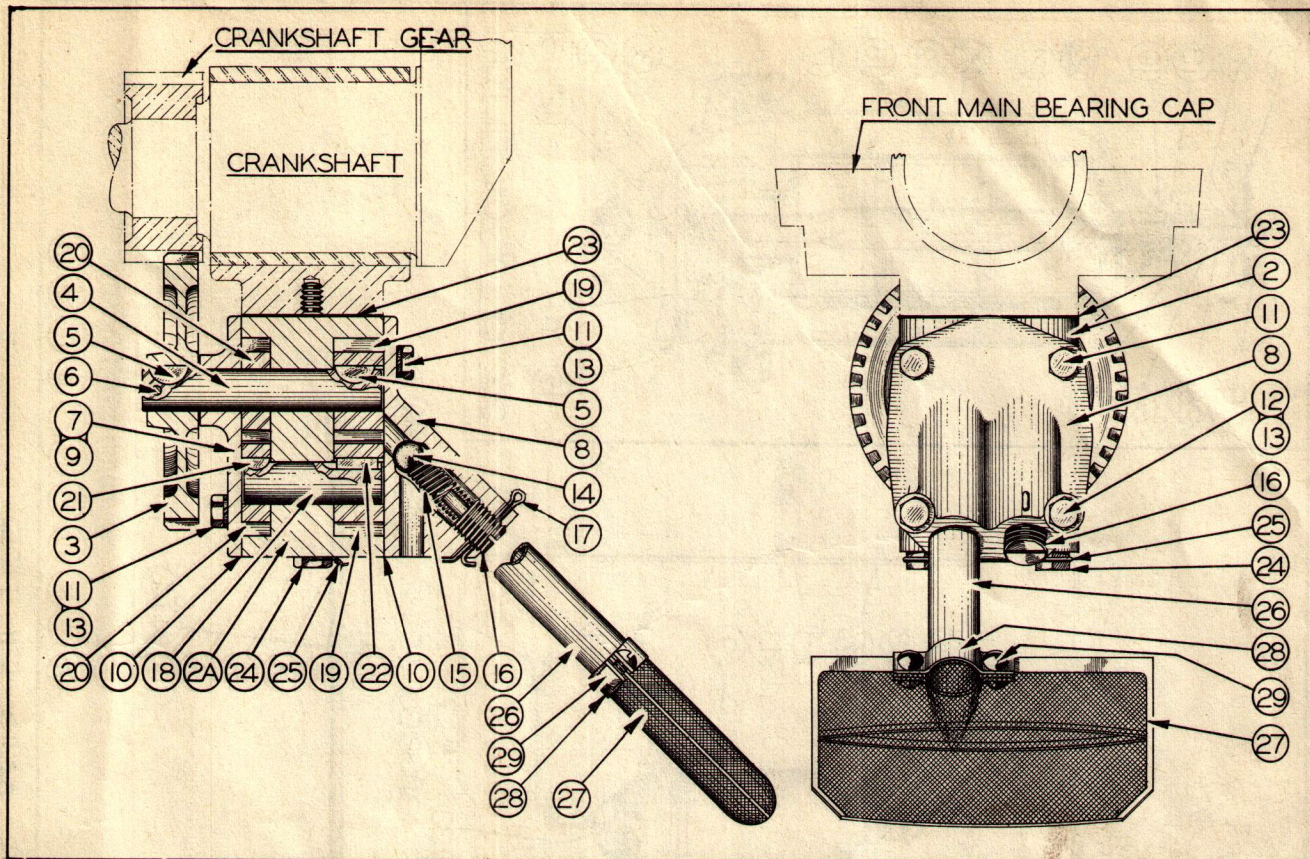


PLATE 5 - OIL PUMP

OIL PUMP
(SEE PLATE 5)

ITEM	PART NUMBER	QTY.	NAME
1	36795	1	OIL PUMP ASSEMBLY - COMPLETE (CONSISTS OF ITEMS 2 TO 29 INCLUSIVE)
2	E-2015	1	OIL PUMP BODY (DISCONTINUED ON ENGINE #11523- ORDER ITEM 2A)
2A	206829	1	OIL PUMP BODY (EFFECTIVE WITH ENGINE #11523)
3	E-2019	1	OIL PUMP DRIVE GEAR 38 T.
4	E-2020	1	OIL PUMP DRIVE SHAFT
5	905122	2	WOODRUFF KEY #7
6	E-1779	1	DRIVE GEAR PIN
7	E-2017	1	OIL PUMP COVER - FRONT
8	E-2016	1	OIL PUMP COVER - REAR
9	901357	2	TAPER PINS #0 x 3/4" (DOWELS)
10	E-2113	2	COVER GASKET
11	903626	6	HEX CAPSCREW 5/16" N.C. x 3/4"
12	905666	2	HEX CAPSCREW 5/16" N.C. x 2-1/2"
13	910803	8	LOCKWASHER 5/16"
14	910181	1	STEEL BALL 9/16" DIA.
15	E-243	1	PRESSURE RELIEF SPRING
16	E-1782	1	PRESSURE RELIEF ADJUSTING SCREW
17	900809	1	COTTER PIN 1/8" x 1-3/4"
18	E-2021	1	OIL PUMP IDLER SHAFT
19	E-1773	2	OIL PUMP GEAR - WIDE 13 T.
20	E-2018	2	OIL PUMP GEAR - NARROW 13 T.
21	905119	1	WOODRUFF KEY #3
22	910223	1	STRAIGHT KEY
23	E-2022	3	SHIM .005" THICK
23	E-2462	1	SHIM .025" THICK
24	E-2026	2	CAPSCREW 3/8" x 4-3/4"
24	910804	2	LOCKWASHER 3/8"
25	205845	1	LOCKWIRE 8" LONG
26	E-2024	1	OIL PUMP SUCTION PIPE 7" LONG
27	E-2356	1	OIL PUMP SCREEN
28	E-2025	2	OIL SCREEN CLAMP (HALF ONLY)
29	900865	2	STOVE BOLT 1/4" x 3/4" WITH NUTS

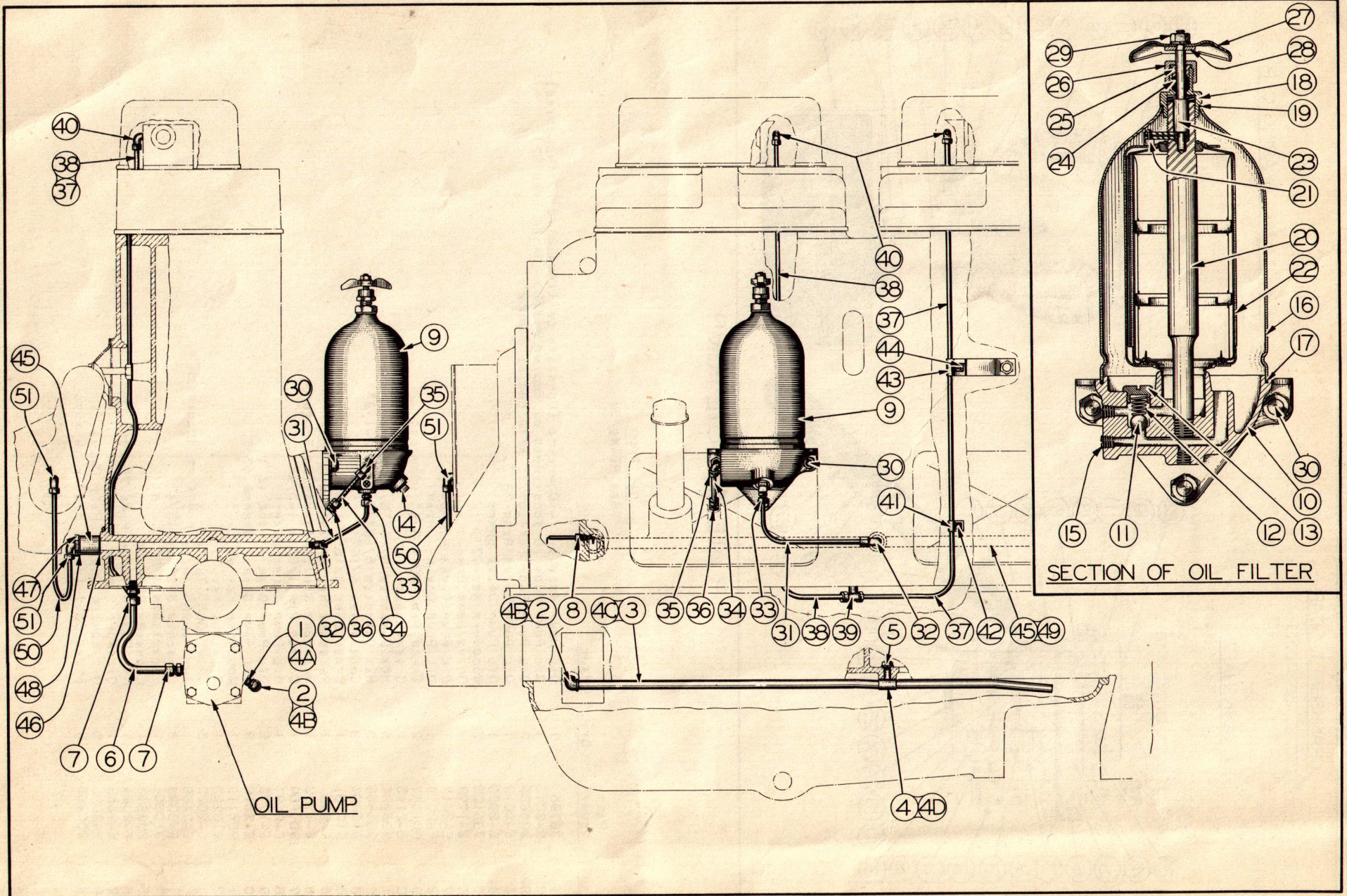


PLATE 6 - OIL LINES AND FILTER

OIL LINE AND FILTER

(SEE PLATE 6)

<u>ITEM</u>	<u>PART NUMBER</u>	<u>QTY.</u>	<u>NAME</u>
<u>CRANKCASE LINES</u>			
1	204620	1	PIPE NIPPLE 1/4"
2	901677	1	90° PIPE ELBOW 1/4"
3	E-2119	1	SCAVENGER OIL PIPE 29" LONG
4	E-2118	1	SCAVENGER OIL PIPE CLIP
4A	206828	1	PIPE NIPPLE 3/8"
4B	901678	1	90° PIPE ELBOW 3/8"
4C	206827	1	SCAVENGER OIL PIPE 29" LONG
4D	205986	1	SCAVENGER OIL PIPE CLIP
5	903632	1	HEX CAPSCREW 3/8" N.C. x 1-1/2"
	911026	1	HEX NUT 3/8" N.C.
	910804	1	LOCKWASHER 3/8"
6	AM-9739	1	OIL PUMP DISCHARGE TUBE 7/16" x 6-1/2"
7	910127	2	STRAIGHT FITTING FOR 7/16" TUBE
8	E-2350	1	TIMING GEAR OIL PIPE ASSEMBLY (1-PIPE AND 1-WIRE)

DISCONTINUED ON ENGINE #11523
EFFECTIVE WITH ENGINE #11523

OIL FILTER AND LINES

9	AM-41470	1	PUROLATOR OIL FILTER - TYPE B-21J (ITEMS 10 TO 29 INCLUSIVE)
10	8648	1	PUROLATOR BASE
11	8388	1	BLOW-OFF BALL
12	8769	1	BLOW-OFF SPRING
13	8955	1	BLOW-OFF SPRING COVER SCREW
14	7886	1	DRAIN PLUG
15	901651	1	PIPE PLUG 1/8" STD.
16	12803	1	PUROLATOR CASE
17	8536	1	PUROLATOR CASE GASKET
18	12758	1	CASE RETAINING NUT
19	11232	1	RETAINING NUT GASKET
20	12804	1	CASE RETAINING BAR
21	12757	1	ELEMENT DRIVE ARM RIVETED ASSEMBLY
22	12793	1	PUROLATOR ELEMENT AND KNIFE ASSEMBLY
23	12753	1	KNIFE DRIVE SHAFT
24	12761	1	DRIVE SHAFT PACKING
25	12760	1	PACKING GLAND
26	12759	1	PACKING NUT
27	11801	1	CLEANING HANDLE
28	12762	1	CLEANING HANDLE WASHER
29	900366	1	HEX NUT 5/16" N.F.
	910803	1	LOCKWASHER 5/16"

30	E-2125	3	PUROLATOR STUD
	911027	3	HEX NUT 7/16" N.C.
	910805	3	LOCKWASHER 7/16"
31	E-2265	1	OIL TUBE 1/4" x 9" (CRANKCASE TO PUROLATOR)
32	910240	1	ELBOW FITTING FOR 1/4" TUBE
33	910197	1	STRAIGHT FITTING FOR 1/4" TUBE
34	E-2266	1	OIL TUBE 3/16" x 5" (PUROLATOR TO CRANKCASE COVER)
35	910377	1	ELBOW FITTING FOR 3/16" TUBE
36	E-2586	1	STRAIGHT FITTING (DRILLED THRU)

CYLINDER HEAD LINES

37	E-2268	1	OIL TUBE 3/16" x 31-1/4" } CRANKCASE TO CYLINDER HEADS
38	E-2267	1	OIL TUBE 3/16" x 30" }
39	910130	1	TEE FITTING FOR 3/16" TUBE
40	910377	2	ELBOW FITTING FOR 3/16" TUBE
41	E-2283	2	OIL TUBE CLIP (SMALL)
42	900865	2	STOVE BOLT 1/4" x 3/4" WITH NUTS
	900725	2	BRASS WASHER 1/4" STD.
43	E-2116	2	OIL TUBE SUPPORT (LARGE)
44	900863	2	STOVE BOLT 1/4" x 1/2" WITH NUT
	910802	2	LOCKWASHER 1/4"

OIL MANIFOLD

45	E-1789	1	OIL MANIFOLD
46	E-1791	3	FIBRE WASHER
47	E-1792	3	HOLLOW SCREW
48	E-1790	3	COPPER WASHER
49	901651	1	PIPE PLUG 1/8" STD.

GOVERNOR OIL LINE

50	E-2355	1	OIL TUBE 3/16" x 11-1/4" (MANIFOLD TO GOVERNOR COVER)
51	910377	2	ELBOW FITTING FOR 3/16" TUBE

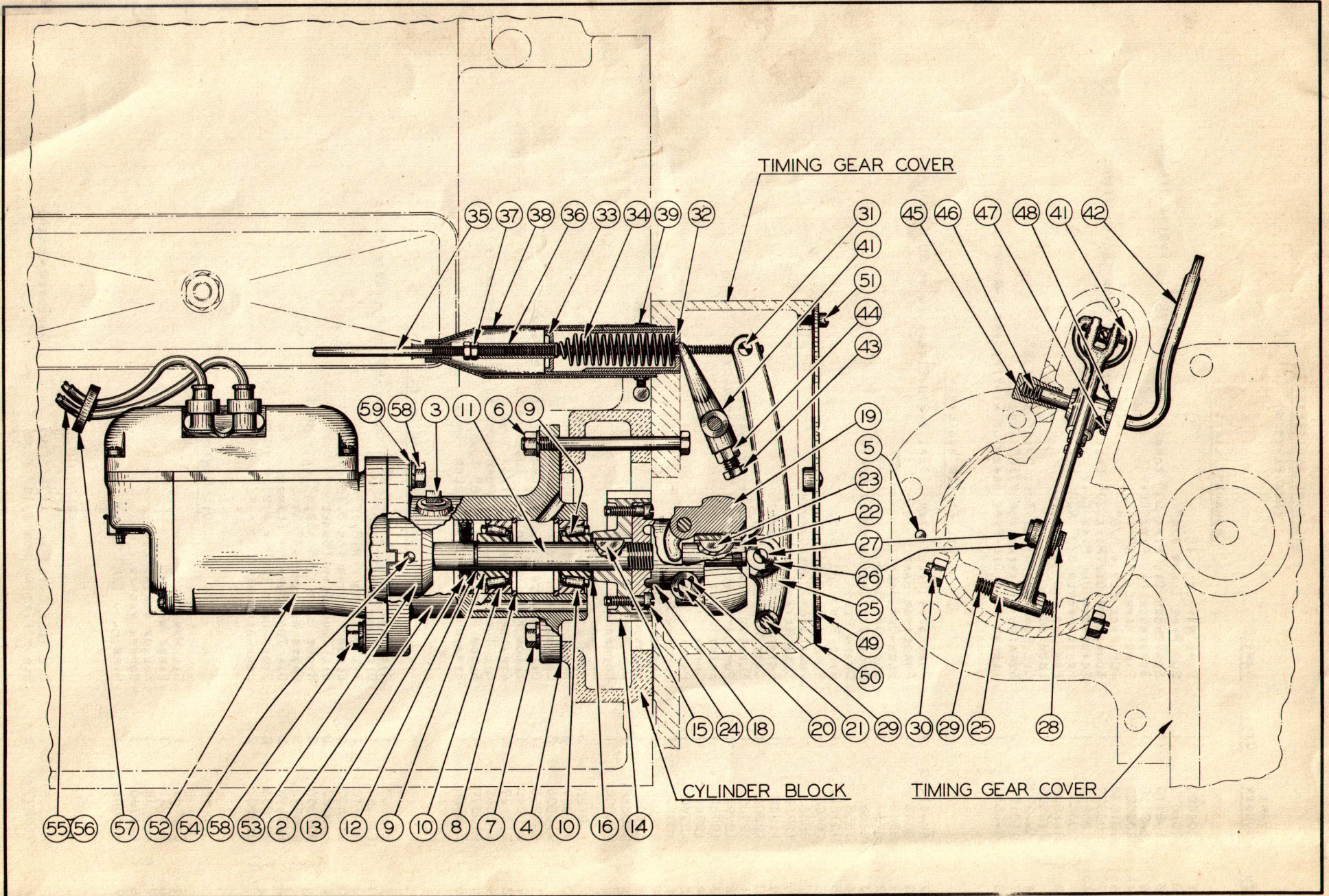


PLATE 7 - GOVERNOR AND MAGNETO

GOVERNOR AND MAGNETO
(SEE PLATE 7)

<u>ITEM</u>	<u>PART NUMBER</u>	<u>QTY.</u>	<u>NAME</u>	
1	36636A	1	GOVERNOR ASSEMBLY (ITEMS 2, 3, 4 AND 8 TO 24 INCLUSIVE)	
2	AM-70914	1	MAGNETO AND GOVERNOR BRACKET	
3	901653	1	PIPE PLUG 3/8" STD.	
4	E-185	1	GASKET	
5	910146	1	ROUND END DOWEL 1/4" x 3/4" (FOR ITEM 2)	
6	906697	2	HEX CAPSCREW 3/8" N.C. x 4-1/4"	
	911026	2	HEX NUT 3/8" N.C.	
7	910804	2	LOCKWASHER 3/8"	
	903631	1	HEX CAPSCREW 3/8" N.C. x 1-1/4"	
8	910804	1	LOCKWASHER 3/8"	
9	E-2055	2	SNAP RING (LARGE)	
10	#09074	2	TIMKEN ROLLER ASSEMBLY	
11	#09196	2	TIMKEN CUP	
12	E-2082	1	GOVERNOR SHAFT	
13	E-2057	1	SNAP RING (SMALL)	
14	206593	1	GOVERNOR SHAFT OIL SEAL (1-RETAINER, 2-CORK WASHER AND 1-PLATE)	
15	E-2066	1	GOVERNOR DRIVE GEAR 26 T.	
16	910184	1	WOODRUFF KEY #8	
16	E-2370	}	GOVERNOR BEARING SHIM 1/64" THICK	} USE AS REQUIRED
	E-2371		GOVERNOR BEARING SHIM 1/32" THICK	
	E-2360		GOVERNOR BEARING SHIM 1/16" THICK	
17	AM-9219	1	GOVERNOR WEIGHT CARRIER ASSEMBLY (ITEMS 18 TO 24 INCLUSIVE)	
18	E-2067	1	GOVERNOR WEIGHT CARRIER	} IN ITEM 17
19	E-2072	2	GOVERNOR WEIGHT	
20	AM-9510	2	GOVERNOR WEIGHT PIVOT PIN	
21	204439	4	PIVOT PIN WASHER	
	904001	4	COTTER PIN 3/32" x 1/2"	
22	E-2076	1	GOVERNOR THRUST PLUNGER	
23	204438	1	WOODRUFF KEY #7 HARDENED	
24	E-2361	2	FILLISTER HEAD CAPSCREW 1/4" x 1"	
	206006	1	LOCKWIRE 1/16" x 7-1/2"	
25	E-2068	1	GOVERNOR LEVER	
26	E-2074	1	GOVERNOR LEVER ROLLER	
27	E-2079	1	GOVERNOR LEVER ROLLER PIN	
28	204439	1	WASHER	
	904001	1	COTTER PIN 3/32" x 1/2"	
29	E-2077	2	GOVERNOR LEVER PIVOT SCREW	
30	911041	2	HEX NUT 3/8" N.F.	
31	E-2078	1	GOVERNOR LEVER PIN	
32	E-2069	1	GOVERNOR SPRING CUP	
33	206594	1	GOVERNOR SPRING CUP BUSHING ASSEMBLY (1-BUSHING AND 1-WASHER) WAS E-2566	
34	E-2073	1	GOVERNOR SPRING	
35	E-2187	1	LINK ROD - GOVERNOR TO CARBURETOR	
36	E-2558	1	LINK ROD SLEEVE	
37	911040	2	HEX NUT 1/4" N.F.	
38	E-2089	1	LINK ROD BOOT	
39	910225	1	BOOT CLAMP #3	
40	204732	1	SPEED CHANGE LEVER AND SHAFT ASSEMBLY (ITEMS 41 TO 44 INCLUSIVE)	
41	E-2430	1	SPEED CHANGE LEVER	} IN ITEM 40
42	E-2349	1	SPEED CHANGE LEVER-SHAFT	
43	AM-9248	1	SET SCREW	
44	911041	1	HEX NUT 3/8" N.F.	
45	E-2427	1	LEVER-SHAFT PLUG	
46	E-2426	1	THRUST SPRING	
47	E-2429	1	CORK WASHER	
48	E-2428	1	CORK WASHER CUP	
49	E-2081	1	GOVERNOR COVER PLATE WITH RIVETED STOP	
50	E-2080	1	GOVERNOR COVER PLATE GASKET	
51	903731	5	FILLISTER HEAD CAPSCREW 1/4" N.C. x 1/2"	
	910802	5	LOCKWASHER 1/4"	
52	AM-9716	1	FAIRBANKS-MORSE MAGNETO - TYPE RV-4A	
53	AM-9717	1	MAGNETO COUPLING (STEEL)	
54	910134	1	STRAIGHT PIN 1/4" x 2-1/8"	
55	AM-9733	2	SPARK PLUG WIRE #1 AND #4 - 43-1/2" LONG	
56	AM-9734	2	SPARK PLUG WIRE #2 AND #3 - 38" LONG	
57	U-3203	1	SPARK PLUG WIRE RETAINER (RUBBER)	
58	903631	2	HEX CAPSCREW 3/8" N.C. x 1-1/4"	
	910804	2	LOCKWASHER 3/8"	
59	911115	2	PLAIN WASHER 3/8" STD.	
60	E-2130	1	SPARK PLUG WIRE TUBE	
61	E-2122	1	SPARK PLUG WIRE SUPPORT	
62	E-248	1	FIBRE WASHER	
63	900203	1	FILLISTER HEAD CAPSCREW 3/8" N.C. x 3/4"	
	911026	1	HEX NUT 3/8" N.C.	
	910804	1	LOCKWASHER 3/8"	

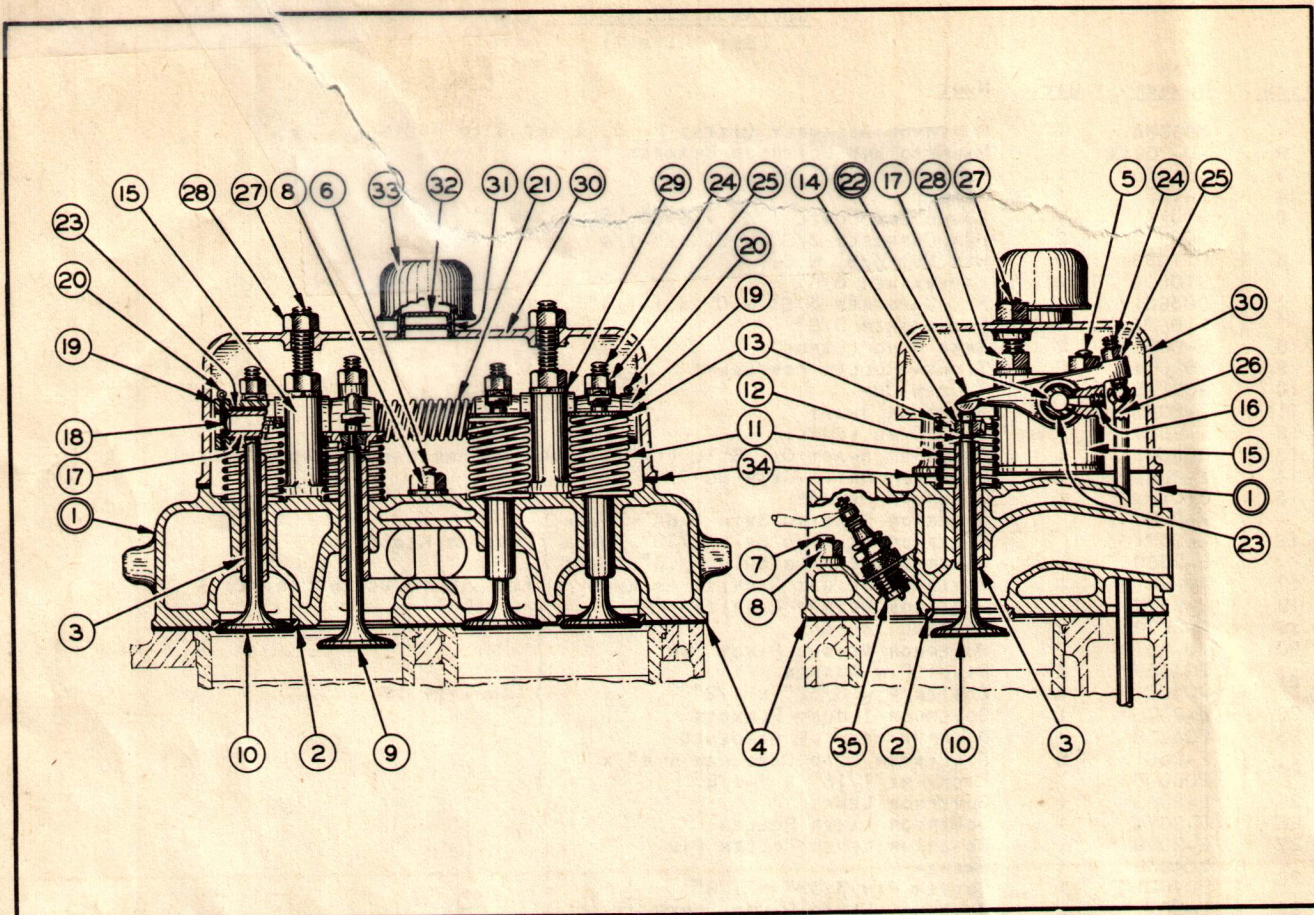


PLATE 8 - CYLINDER HEAD

CYLINDER HEAD
(SEE PLATE 8)

ITEM	PART NUMBER	QTY.	NAME
1	206680	2	CYLINDER HEAD (INCLUDES ITEMS 2 AND 3)
2	AM-9140	4	EXHAUST VALVE SEAT INSERT } IN ITEM 1
3	E-2036	8	VALVE GUIDE } IN ITEM 1
4	206316	2	CYLINDER HEAD GASKET WAS AM-9479
5	E-2577	4	CYLINDER HEAD STUD 8-7/16" LONG
6	E-2579	8	CYLINDER HEAD STUD 5-11/16" LONG
7	E-2578	8	CYLINDER HEAD STUD 3-7/16" LONG
8	E-2549	20	HIGH NUT 1/2" N.F.
9	E-2041	4	INLET VALVE
10	E-2042	4	EXHAUST VALVE
11	E-2035	8	VALVE SPRING
12	E-2044A	8	VALVE STEM SAFETY SNAP WIRE
13	E-2043	8	VALVE SPRING RETAINER
14	E-2044	16	VALVE SPRING RETAINER LOCK (HALF ONLY)
15	E-2182	4	ROCKER SHAFT BRACKET
16	E-2047	2	ROCKER SHAFT SET SCREW
17	E-2179	2	ROCKER SHAFT
18	910001	4	EXPANSION PLUG 5/8" DIA.
19	E-2046	4	ROCKER SHAFT COLLAR
20	900812	4	COTTER PIN 3/16" x 1-3/4"
21	E-2039	2	SPACING SPRING
22	206681	8	ROCKER ARM WITH BUSHING
23	E-2180	8	ROCKER ARM BUSHING (IN ITEM 22)
24	E-1464	8	VALVE ADJUSTING SCREW
25	911041	8	HEX NUT 3/8" N.F.
26	E-2029	8	PUSH ROD
27	E-2049	4	CYLINDER HEAD COVER STUD
28	911028	8	HEX NUT 1/2" N.C.
29	910806	4	LOCKWASHER 1/2"
30	E-2556	2	CYLINDER HEAD COVER
31	U-219	2	BREATHER TUBE
32	U-857	4	BREATHER TUBE BAFFLE
33	U-267	2	BREATHER CAP
34	E-2050	2	CYLINDER HEAD COVER GASKET
35	AM-9026	4	SPARK PLUG 7/8" S.A.E.

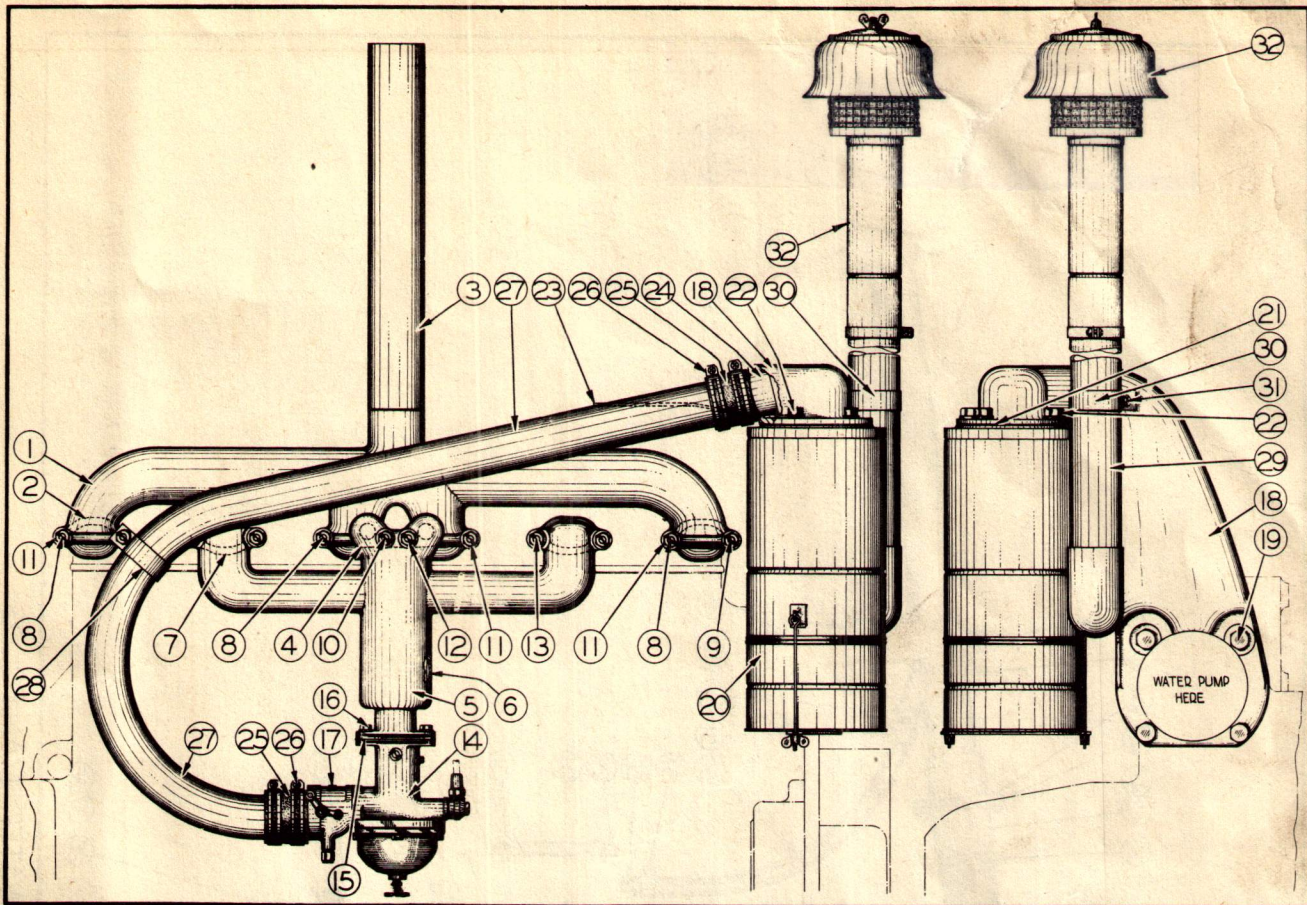


PLATE 9 - MANIFOLDS, CARBURETOR AND AIR CLEANER

MANIFOLD, CARBURETOR AND AIR CLEANER
(SEE PLATE 9)

<u>ITEM</u>	<u>PART NUMBER</u>	<u>QTY.</u>	<u>NAME</u>
<u>MANIFOLDS AND CARBURETOR</u>			
1	E-2086	1	EXHAUST MANIFOLD (GASOLINE)
2	AM-9740	4	EXHAUST MANIFOLD GASKET
3	36085	1	EXHAUST PIPE
4	E-2102	1	MANIFOLD HEATER GASKET (GASOLINE)
5	E-2084	1	INLET MANIFOLD (GASOLINE)
6	910005	2	EXPANSION PLUG 1-1/8" DIA.
7	204120	2	INLET MANIFOLD GASKET
8	AM-9623	5	EXHAUST MANIFOLD STUD 4-3/4" LONG
9	AM-9624	1	EXHAUST MANIFOLD STUD 4" LONG
10	AM-9718	2	INLET AND EXHAUST MANIFOLD STUD 5-7/8" LONG
11	AM-9548	6	BRONZE NUT 1/2" N.C.
12	U-3441	2	BRONZE NUT 3/8" N.C.
13	204119	4	INLET MANIFOLD STUD 2-5/16" LONG
14	AM-9548	4	BRONZE NUT 1/2" N.C.
15	E-2189	1	ZENITH CARBURETOR - MODEL C6EV
16	E-2351	1	CARBURETOR GASKET
17	903630	2	HEX CAPSCREW 3/8" N.C. x 1"
	910804	2	LOCKWASHER 3/8"
	901651	1	PIPE PLUG 1/8" STD. (FOR CARBURETOR)
<u>AIR CLEANER</u>			
18	E-2339	1	AIR CLEANER BRACKET
19	903639	4	HEX CAPSCREW 1/2" N.C. x 1-1/2"
	910806	4	LOCKWASHER 1/2" HEAVY
20	E-2345	1	VORTOX AIR CLEANER - MODEL #1421
21	E-2347	1	AIR CLEANER GASKET
22	903638	4	HEX CAPSCREW 1/2" N.C. x 1-1/4"
	910806	4	LOCKWASHER 1/2"
23	E-2342	1	AIR CLEANER BRACE
24	E-2343	1	AIR CLEANER NIPPLE
25	E-1658	2	AIR CLEANER HOSE
26	910227	4	#16 HOSE CLAMP 2-5/8"
27	E-2346	1	AIR CLEANER TUBE
28	E-2341	1	TUBE CLAMP
29	36992	1	AIR CLEANER INLET STACK
30	E-2340	1	AIR STACK CLAMP
31	903629	1	HEX CAPSCREW 3/8" N.C. x 3/4"
	910804	1	LOCKWASHER 3/8"
32	031322	1	AIR STACK PRE-CLEANER

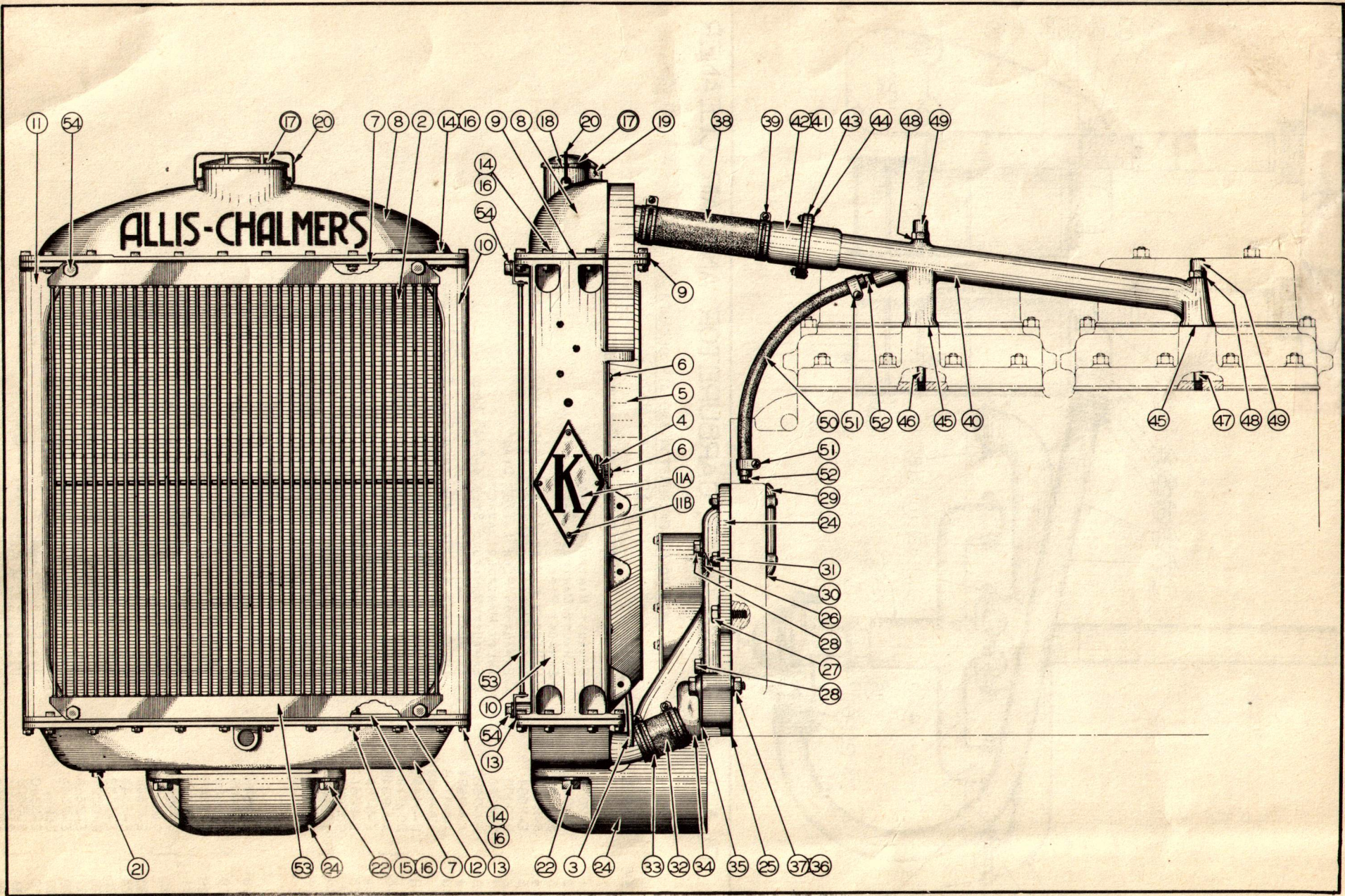


PLATE 10 - RADIATOR AND WATER MANIFOLDS

RADIATOR AND WATER MANIFOLD
(SEE PLATE 10)

<u>ITEM</u>	<u>PART NUMBER</u>	<u>QTY.</u>	<u>NAME</u>
1	E-1254	1	RADIATOR ASSEMBLY (CONSISTS OF ITEMS 2 TO 20 INCLUSIVE)
2	E-1514	1	RADIATOR CORE
3	E-1522	1	COPPER OVERFLOW TUBE
4	E-1523	1	OVERFLOW TUBE CLIP
5	E-2138	1	FAN SHROUD
6	{ 900865	4	STOVE BOLT 1/4" x 3/4" WITH NUTS
7	{ 910802	4	LOCKWASHER 1/4"
8	E-1515	4	CORE CLAMP
9	E-1511	1	TOP TANK
10	E-1516	1	TOP TANK GASKET (3 CORK STRIPS)
11	E-2136	1	SIDE MEMBER - LEFT
11A	E-2135	1	SIDE MEMBER - RIGHT
11B	38505	2	RADIATOR MONOGRAM "K"
12	910220	8	PARKER DRIVE SCREW #8 x 1/2"
13	E-2137	1	BOTTOM TANK
14	E-838	1	BOTTOM TANK GASKET (3 CORK STRIPS)
15	903773	23	HEX CAPSCREW 5/16" N.C. x 1-1/4"
16	903771	25	HEX CAPSCREW 5/16" N.C. x 7/8"
17	{ 911025	48	HEX NUT 5/16"
18	{ 910803	48	LOCKWASHER 5/16"
19	E-1518	1	FILLER CAP ASSEMBLY (INCLUDES ITEM 18)
20	E-1519	1	FILLER CAP GASKET (IN ITEM 17)
21	{ E-1521	1	FILLER CAP HINGE PIN
22	{ 900970	2	COTTER PIN 1/16" x 1/2"
23	E-1520	1	FILLER CAP SPRING
24	901653	1	PIPE PLUG 3/8" STD.
25	{ 35440	2	HEX CAPSCREW 5/8" x 1-1/2"
26	{ 910807	2	LOCKWASHER 5/8" HEAVY
27	E-2581	1	----- TIMING GEAR COVER AND RADIATOR SUPPORT
28	E-2100	1	TIMING GEAR COVER GASKET
29	910004	1	EXPANSION PLUG 1" DIA.
30	{ 904541	5	HEX CAPSCREW 1/2" N.C. x 1-3/4"
31	{ 910806	5	LOCKWASHER 1/2" HEAVY
32	{ 903781	2	HEX CAPSCREW 1/2" N.C. x 2-3/4"
33	{ 910806	2	LOCKWASHER 1/2" HEAVY
34	E-2126	1	GENERATOR OPENING COVER
35	E-2112	1	GENERATOR OPENING COVER GASKET
36	{ E-2124	3	STUD 3/8" x 4-1/8"
37	{ 911026	3	HEX NUT 3/8" N.C.
38	{ 910804	3	LOCKWASHER 3/8" HEAVY
39	E-2106	1	RADIATOR HOSE - BOTTOM 3" LONG
40	910226	2	#14 HOSE CLAMP 2"
41	E-2107	1	WATER INLET FLANGE
42	E-2101	1	WATER INLET FLANGE GASKET
43	{ 904283	1	HEX CAPSCREW 1/2" N.C. x 3"
44	{ 910806	1	LOCKWASHER 1/2" HEAVY
45	{ 905668	1	HEX CAPSCREW 1/2" N.C. x 3-1/4"
46	{ 911028	1	HEX NUT 1/2" N.C.
47	{ 910806	1	LOCKWASHER 1/2" HEAVY
48	AM-9714	1	RADIATOR HOSE - TOP 8" LONG
49	910226	2	#14 HOSE CLAMP 2"
50	AM-41580	1	WATER MANIFOLD
51	E-2292	1	THERMOSTAT
52	E-2291	1	THERMOSTAT HOUSING
53	E-2293	1	THERMOSTAT HOUSING GASKET
54	{ 900866	4	STOVE BOLT 1/4" x 1" WITH NUTS
55	{ 910802	4	LOCKWASHER 1/4"
56	E-197	2	WATER MANIFOLD GASKET
57	E-2032	1	WATER MANIFOLD STUD - FRONT 9-5/8" LONG
58	E-2033	1	WATER MANIFOLD STUD - REAR 7-1/4" LONG
59	204867	2	FIBRE WASHER
60	E-158	2	ACORN NUT
61	AM-9535	1	WATER BY-PASS HOSE 16" LONG
62	U-3430	2	HOSE CLAMP
63	AM-9536	2	NIPPLE 1-11/16" LONG
64	36394	1	----- RADIATOR GUARD
65	{ 35221	4	CAPSCREW 1/2" x 1"
66	{ 910806	4	LOCKWASHER 1/2" HEAVY

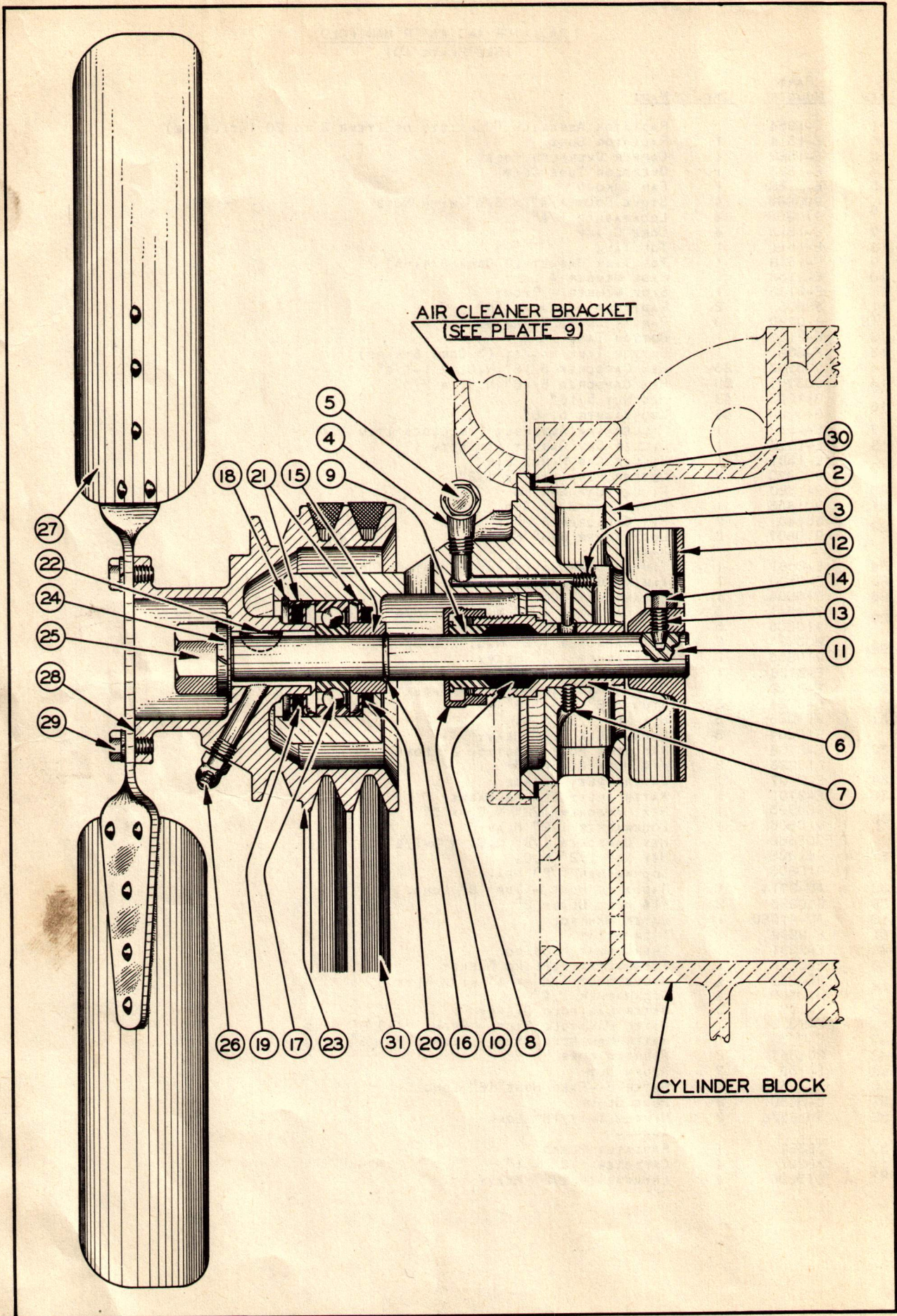


PLATE II - WATER PUMP AND FAN

WATER PUMP AND FAN
(SEE PLATE 11)

<u>ITEM</u>	<u>PART NUMBER</u>	<u>QTY.</u>	<u>NAME</u>
1	36647	1	WATER PUMP ASSEMBLY (CONSISTS OF ITEMS 2 TO 22 AND ITEMS 24, 25 AND 30)
2	E-2512	1	WATER PUMP HOUSING
3	901164	1	ROUND HEAD MACHINE SCREW 1/4" x 3/8"
4	907059	1	90° STREET ELL 1/8"
5	910263	1	GREASE FITTING
6	E-2058	1	PACKING BOX
7	901313	1	HEADLESS CUP POINT SET SCREW 1/4" x 3/8"
8	E-2059	1	PUMP PACKING
9	E-2060	1	PACKING GLAND
10	E-2062	1	GLAND NUT
11	E-2053	1	WATER PUMP SHAFT
12	E-2052	1	WATER PUMP ROTOR
13	E-2054	1	ROTOR SET SCREW
14	906905	1	HEX NUT 5/16" N.F.
15	E-2056	1	PUMP SHAFT COLLAR
16	E-2057	1	PUMP SHAFT SNAP RING (SMALL)
17	#304F	1	M.R.C. BALL BEARING
18	E-2055	1	HOUSING SNAP RING (LARGE)
19	E-2551	1	CORK WASHER - FRONT
20	E-2552	1	CORK WASHER - REAR
21	E-2550	3	CORK WASHER RETAINER
22	910184	1	WOODRUFF KEY #8
23	AM-41498	1	FAN PULLEY
24	E-2360	1	FAN SHAFT WASHER
25	{ 911045	1	HEX NUT 3/4" N.F.
	{ 910809	1	LOCKWASHER 3/4"
26	910261	1	GREASE FITTING
27	E-2090	1	FAN BLADE
28	E-2222	1	FAN BLADE GASKET
29	{ 905661	4	HEX CAPSCREW 5/16" N.C. x 5/8"
	{ 910803	4	LOCKWASHER 5/16"
30	E-2064	1	WATER PUMP GASKET
31	E-2196	2	FAN BELT

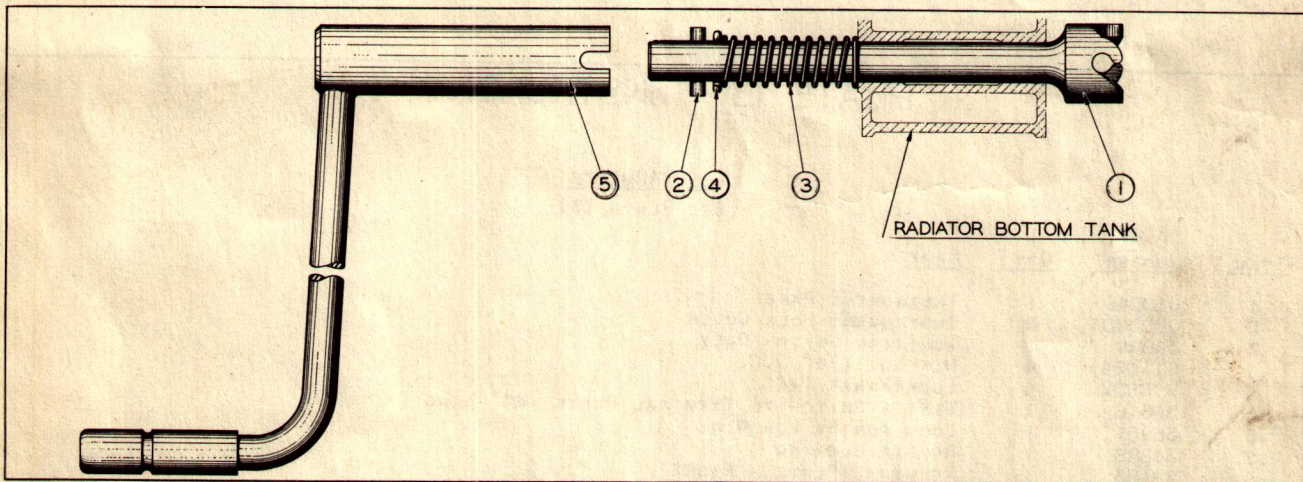


PLATE 12 - STARTING CRANK

STARTING CRANK
(SEE PLATE 12)

<u>ITEM</u>	<u>PART NUMBER</u>	<u>QTY.</u>	<u>NAME</u>
1	E-2202	1	STARTING CRANK SHAFT
2	910186	1	STARTING CRANK SHAFT PIN
3	E-171A	1	STARTING CRANK SHAFT SPRING
4	904009	1	COTTER PIN 7/32" x 1-1/2"
5	37767	1	STARTING CRANK

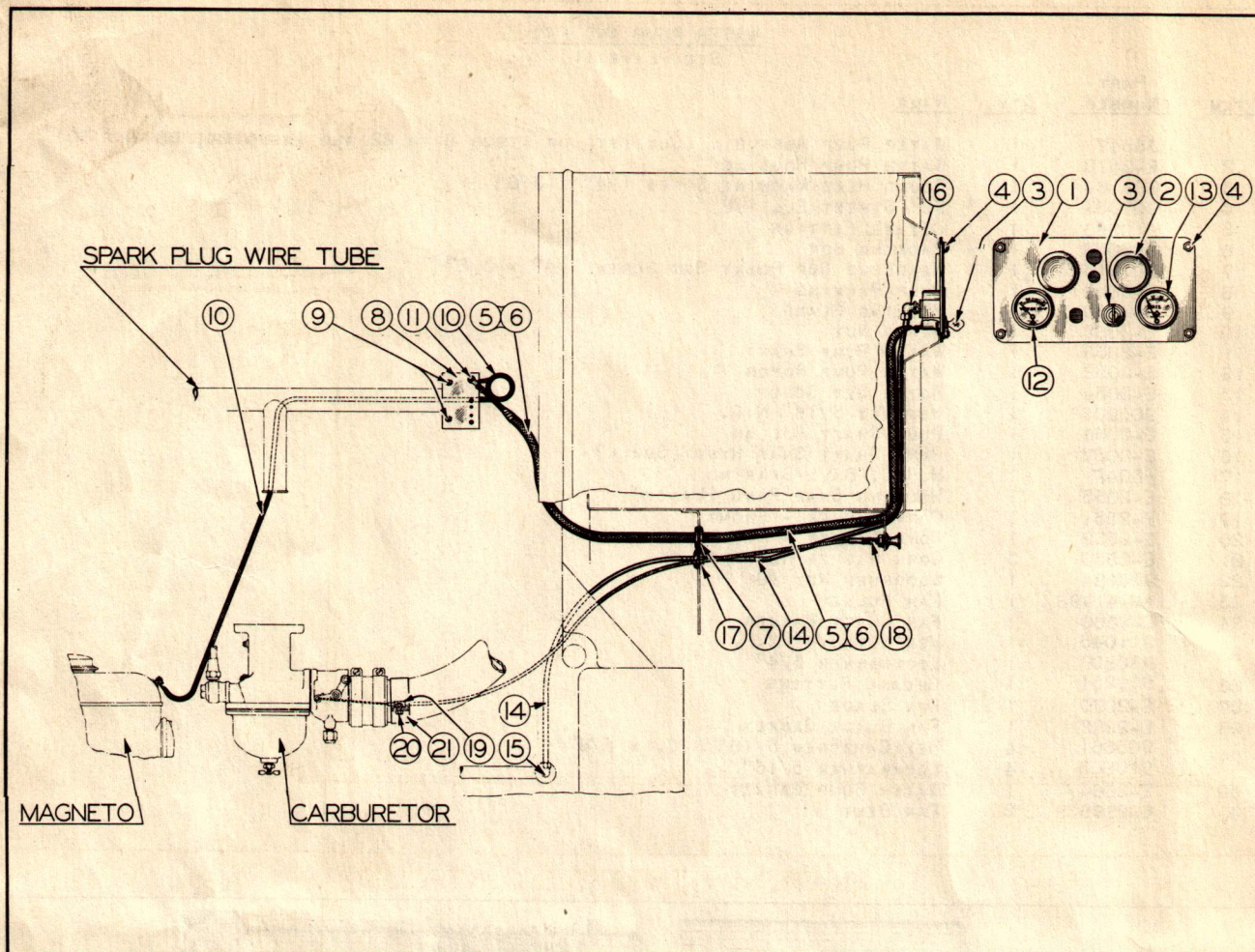


PLATE 13 - INSTRUMENTS

INSTRUMENTS
(SEE PLATE 13)

ITEM	PART NUMBER	QTY.	NAME
1	060049	1	INSTRUMENT PANEL
2	030220	2	INSTRUMENT HOLE COVER
3	36892	1	IGNITION SWITCH ONLY
4	{ 911024	4	HEX NUT 1/4" N.C.
	{ 910802	4	LOCKWASHER 1/4"
5	36316	1	WIRE - SWITCH TO TERMINAL PLATE 46" LONG
6	36951	1	LOOM FOR SWITCH WIRE
7	36888	1	RUBBER BUSHING
8	28193	1	TERMINAL PLATE - FIBRE
9	{ 900865	2	STOVE BOLT 1/4" x 3/4" WITH NUTS
	{ 910802	2	LOCKWASHER 1/4"
10	E-2193	1	WIRE - TERMINAL PLATE TO MAGNETO 47" LONG
	{ 901185	1	BRASS MACHINE SCREW #10-24 x 3/4"
11	{ 901007	1	BRASS WASHER #10
	{ 901310	1	HEX NUT #10-24
	{ 904203	1	LOCKWASHER #10
12	030197	1	THERMO GAUGE WITH EXTENSION TUBE
13	030198	1	OIL PRESSURE GAUGE
14	38557	1	OIL PRESSURE GAUGE TUBE 45" LONG (EFFECTIVE WITH TRACTOR K-4451)
15	911017	1	ELBOW FITTING FOR 1/4" TUBE WAS 69F-11
16	911015	1	FEMALE ELBOW FITTING FOR 1/4" TUBE WAS 70F-11
17	36887	1	RUBBER BUSHING
18	36298	1	CHOKE WIRE ASSEMBLY
19	TC-75	1	CHOKE WIRE CLIP
	{ 35244	1	CAPSCREW 3/8" x 3/4"
20	{ 911026	1	HEX NUT 3/8" N.C.
	{ 910804	1	LOCKWASHER 3/8" HEAVY
21	E-2341	1	CHOKE CLIP SUPPORT

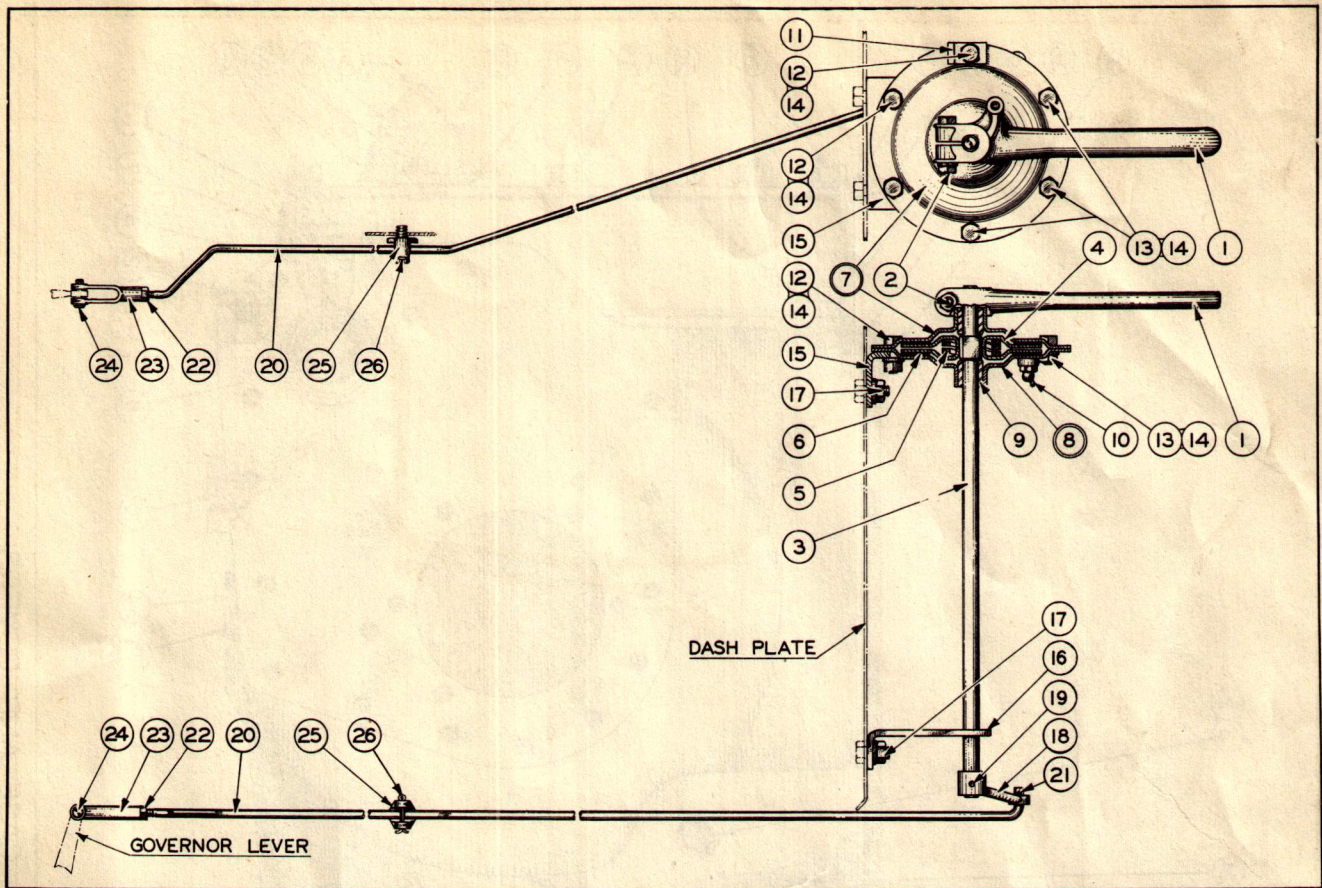


PLATE 14 - THROTTLE CONTROL

THROTTLE CONTROL
(SEE PLATE 14)

ITEM	PART NUMBER	QTY.	NAME
1	71809	1	THROTTLE LEVER
2	35336	1	CAPSCREW 3/8" x 1-3/4"
	911041	1	HEX NUT 3/8" N.F.
	910804	1	LOCKWASHER 3/8" HEAVY
3	38285	1	THROTTLE LEVER SHAFT
4	71798	2	PRESSURE PLATE
5	71810	1	PRESSURE PLATE SPRING
6	71808	2	FRICTION DISC
7	71799	1	COVER ASSEMBLY - UPPER (INCLUDES ITEM 9)
8	72369	1	COVER ASSEMBLY - LOWER (INCLUDES ITEM 9)
9	71800	2	COVER BUSHING (IN ITEMS 7 AND 8)
10	910261	1	GREASE FITTING
11	46262	1	THROTTLE LEVER STOP
12	36034	3	CAPSCREW 3/8" x 1"
13	36032	3	CAPSCREW 3/8" x 3/4"
14	911041	6	HEX NUT 3/8" N.F.
	910804	6	LOCKWASHER 3/8" HEAVY
15	71995	1	UPPER BRACKET
16	38515	1	LOWER BRACKET
17	911041	4	HEX NUT 3/8" N.F.
	910804	4	LOCKWASHER 3/8" HEAVY
18	38514	1	LEVER
19	911070	1	TAPER PIN #2 x 1"
20	38506	1	GOVERNOR CONTROL ROD
21	900801	1	COTTER PIN 3/32" x 3/4"
22	911040	1	HEX NUT 1/4" N.F.
23	2708-2A	1	YOKE END
24	2708-2A	1	YOKE PIN
	911063	1	COTTER PIN 1/16" x 7/16"
25	E-2338	1	GOVERNOR CONTROL ROD GUIDE
26	900810	1	COTTER PIN 3/16" x 1-1/4"

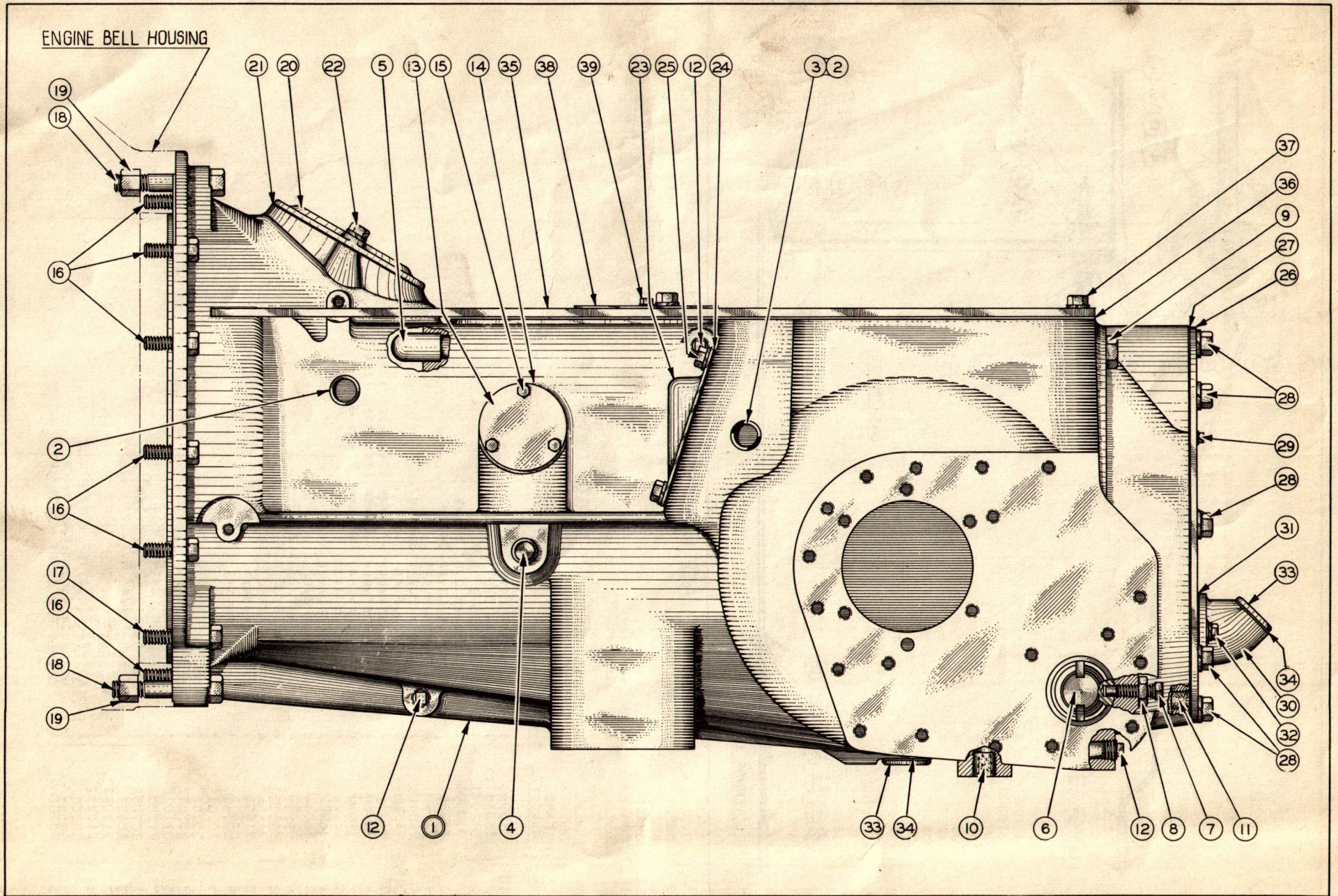


PLATE 15 - TRANSMISSION CASE AND COVERS

TRANSMISSION CASE AND COVERS

(SEE PLATE 15)

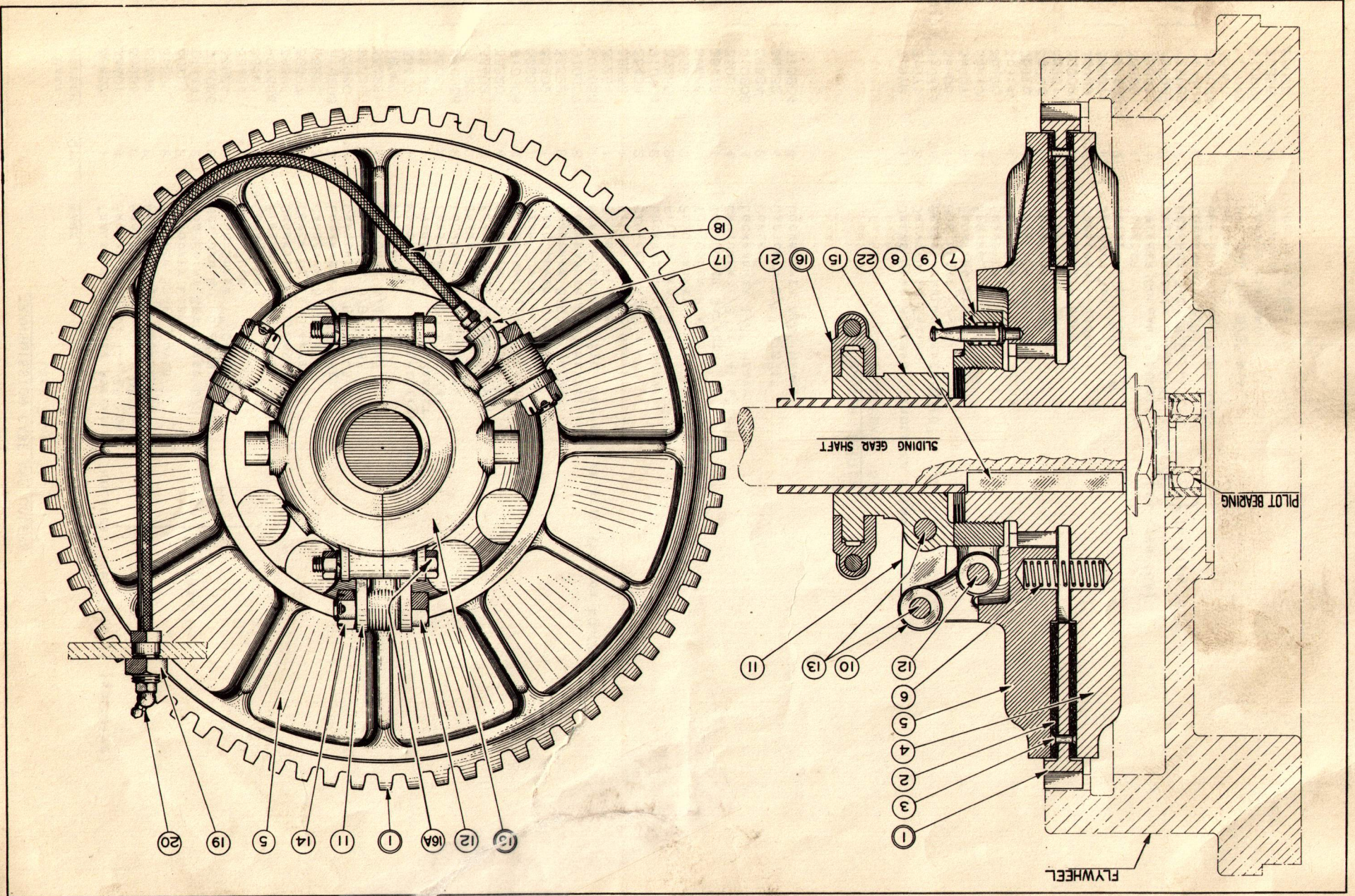
ITEM	PART NUMBER	QTY.	NAME
1	38267	1	TRANSMISSION CASE ASSEMBLY (INCLUDES ITEMS 2 TO 11 INCLUSIVE)
2	35401	4	BRONZE BUSHING 1-1/4" LONG
3	35953	2	BRONZE BUSHING 1-1/8" LONG
4	35399	2	PEDAL LEVER FULCRUM PIN
5	35398	2	SHIFTER SHAFT COVER
6	38163	2	SPROCKET SHAFT
7	911111	2	DOG POINT SET SCREW 5/8" N.C. x 2" } IN ITEM 1
8	911036	2	HEX JAM NUT 5/8" N.C.
9	36824	2	PLUG SCREW 1" DIAMETER
10	38454	4	CORK PLUG
11	36737	4	CORK PLUG
12	901654	4	PIPE PLUG 1/2" STD.
13	38396	1	ODOMETER HOLE COVER PLATE
14	38397	1	COVER PLATE GASKET
15	45295	3	CAPSCREW 5/16" x 1"
	910803	3	LOCKWASHER 5/16" HEAVY
16	37060	12	CAPSCREW 5/8" x 1-3/4"
17	37332	2	CAPSCREW 5/8" x 3"
18	35422	4	CAPSCREW 3/4" x 4"
19	12767	4	HIGH NUT
20	35410	1	MASTER CLUTCH INSPECTION COVER
21	35397	1	INSPECTION COVER GASKET
22	35061	2	CAPSCREW 1/2" x 1-1/4"
	910806	2	LOCKWASHER 1/2" HEAVY
23	35122	2	BRAKE HOLE COVER
24	35402	2	BRAKE HOLE COVER GASKET
	35220	4	CAPSCREW 1/2" x 1-1/8"
25	910806	4	LOCKWASHER 1/2" HEAVY
26	36885	1	REAR COVER
27	35409	1	REAR COVER GASKET
	35392	8	CAPSCREW 5/8" x 1-1/4"
28	910807	8	LOCKWASHER 5/8" HEAVY
29	901653	1	PIPE PLUG 3/8" STD. (EFFECTIVE WITH TRACTOR KO-5635)
30	35264	1	FILLER FLANGE
31	35252	1	FILLER FLANGE GASKET
	35439	2	CAPSCREW 3/8" x 1"
32	910804	2	LOCKWASHER 3/8" HEAVY
33	35250	2	FILLER AND DRAIN PLUG
34	35249	2	PLUG GASKET
35	37445	1	TOP COVER PLATE
36	35412	1	TOP COVER GASKET
	35061	4	CAPSCREW 1/2" x 1-1/4"
37	910806	4	LOCKWASHER 1/2" HEAVY
38	38384	2	COVER
	36032	4	CAPSCREW 3/8" x 3/4"
39	910804	4	LOCKWASHER 3/8" HEAVY

MASTER CLUTCH

(SEE PLATE 16)

1	71972	1	DRIVE DISC ASSEMBLY (INCLUDES ITEMS 2 AND 3)
2	71971	2	DRIVE DISC FACING
3	910914	24	BRASS TUBULAR RIVET 3/16" x 1/2" } IN ITEM 1
4	35906	1	HUB PLATE
5	35907	1	FLOATING PLATE
6	35910	4	SPRING
7	35908	1	ADJUSTER
8	35914	1	LOCK PIN
9	35916	1	LOCK PIN SPRING
10	35905	3	PRESSURE LEVER
11	35901	6	LINK
12	38009	3	CAPSCREW - LONG
13	38008	6	CAPSCREW - SHORT
	38007	9	SLOTTED NUT
14	900408	9	COTTER PIN 1/8" x 1"
15	35904	1	SHIFTER
16	35951	1	SHIFTER COLLAR ASSEMBLY (INCLUDES ITEM 16A)
	903635	2	HEX CAPSCREW 3/8" N.C. x 2-1/2" } IN ITEM 16
16A	911026	2	HEX NUT 3/8" N.C.
	910804	2	LOCKWASHER 3/8"
17	907059	1	90° STREET ELL 1/8" STD.
18	45496	1	GREASE TUBE
19	911049	1	HEX JAM NUT 5/8" N.F.
20	910261	1	GREASE FITTING
21	35856	1	BUSHING
22	28093	1	HUB PLATE KEY

PLATE 16 - MASTER CLUTCH



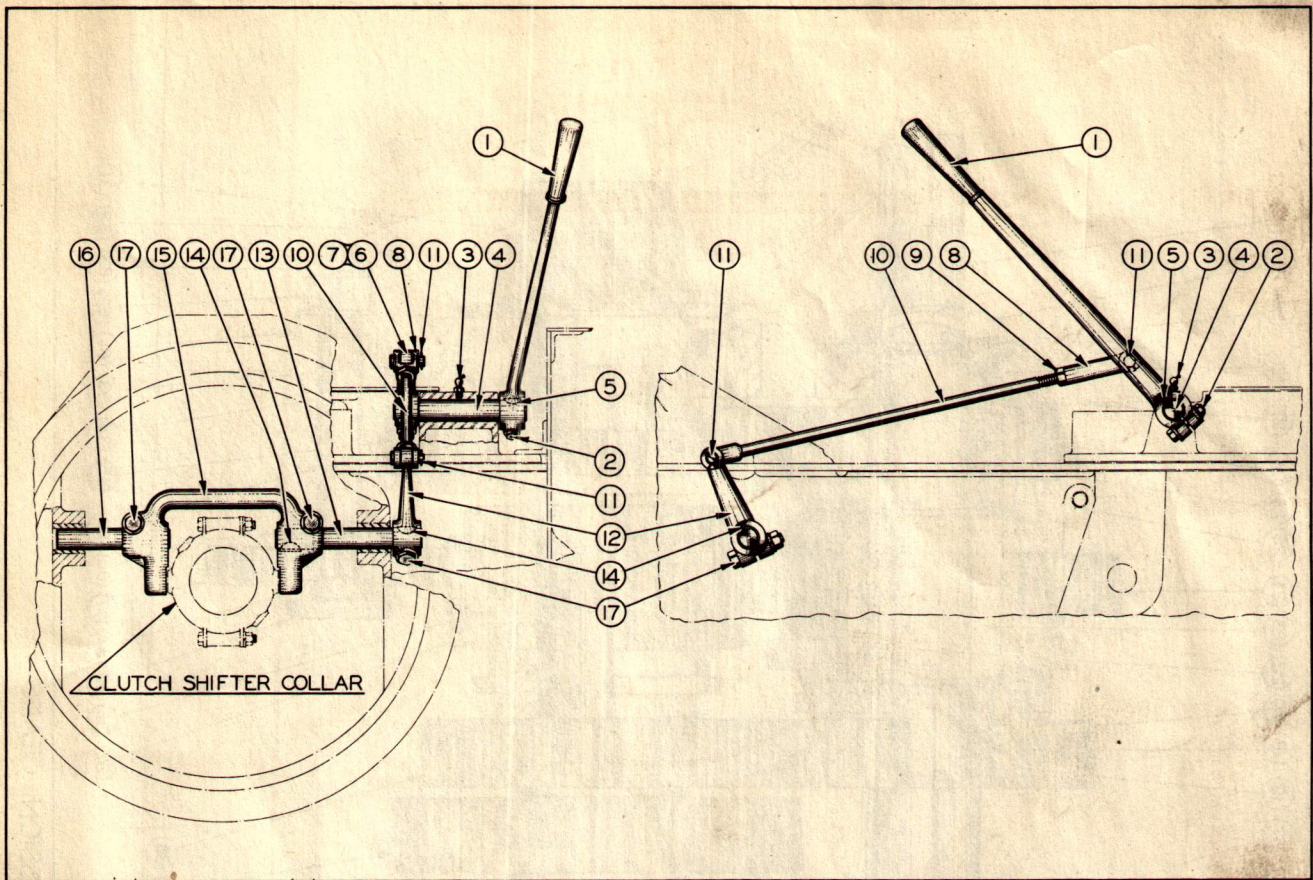
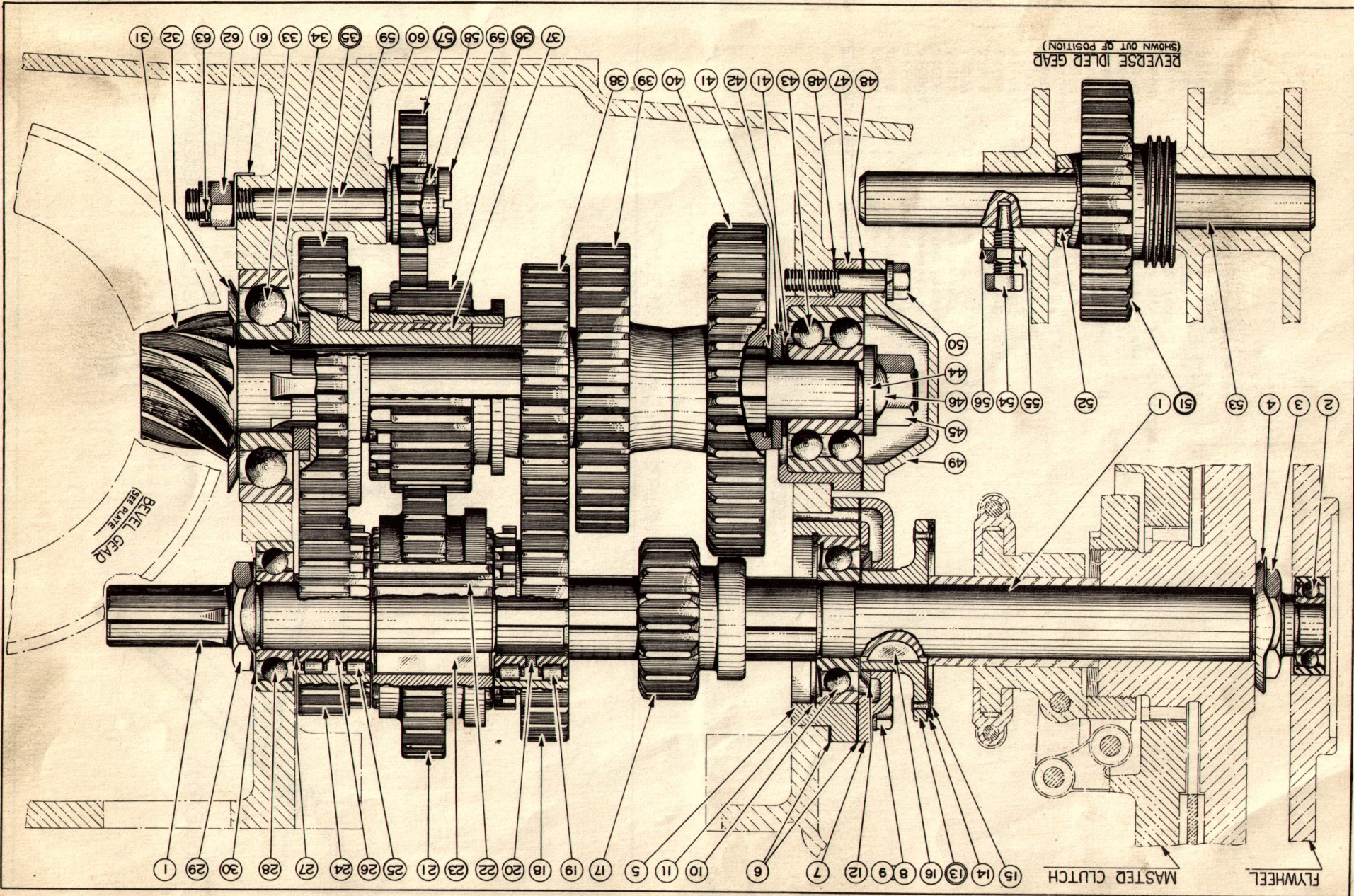


PLATE 17 - MASTER CLUTCH CONTROL

MASTER CLUTCH CONTROL
(SEE PLATE 17)

<u>ITEM</u>	<u>PART NUMBER</u>	<u>QTY.</u>	<u>NAME</u>
1	37465	1	HAND LEVER
2	46419	1	CAPSCREW 3/8" x 2"
	911041	1	HEX NUT 3/8" N.F.
3	910804	1	LOCKWASHER 3/8" HEAVY
	910261	1	GREASE FITTING
4	38551	1	LEVER SHAFT
5	36997	2	WOODRUFF KEY #13 - HARDENED
6	38516	1	SUB LEVER
7	46419	1	CAPSCREW 3/8" x 2"
	911041	1	HEX NUT 3/8" N.F.
8	910804	1	LOCKWASHER 3/8" HEAVY
	2708-6A	1	YOKE END
9	911043	1	HEX NUT 1/2" N.F.
10	38517	1	CONTROL ROD
11	2708-6A	2	YOKE PIN
	910967	2	COTTER PIN 1/8" x 7/8"
12	70312	1	YOKE SHAFT LEVER
13	38539	1	YOKE SHAFT - LEFT
14	36997	2	WOODRUFF KEY #13 - HARDENED
15	35928	1	THROWOUT YOKE
16	35961	1	YOKE SHAFT - RIGHT
17	35068	3	CAPSCREW 1/2" x 2-1/4"
	911043	3	HEX NUT 1/2" N.F.
	910806	3	LOCKWASHER 1/2" HEAVY

PLATE 18 - TRANSMISSION GEARS



TRANSMISSION GEARS
(SEE PLATE 18)

<u>ITEM</u>	<u>PART NUMBER</u>	<u>QTY.</u>	<u>NAME</u>
<u>SLIDING GEAR SHAFT</u>			
1	38496	1	SLIDING GEAR SHAFT
2	#305CF	1	M.R.C. BALL BEARING (IN FLYWHEEL)
3	35176	1	NUT
4	45379	1	LOCKWASHER
5	37372	1	BEARING CAGE
6	35185	2	BEARING CAGE GASKET
7	37396	1	BEARING RETAINER
8	E-2300	4	CAPSCREW 1/2" x 2"
9	910806	4	LOCKWASHER 1/2" HEAVY
10	#309MF	1	M.R.C. BALL BEARING
11	37373	1	SNAP RING
12	35896	1	OIL SLINGER
13	38497	1	BRAKE FLANGE ASSEMBLY (INCLUDES ITEMS 14 AND 15)
14	35894	1	BRAKE FLANGE FACING
15	911098	6	COUNTERSUNK HEAD BRASS RIVET 3/16 x 9/16" } IN ITEM 13
16	911020	1	WOODRUFF KEY #21
17	38653	1	LOW AND REVERSE PINION 16 T.
18	030203	1	THIRD SPEED PINION 24 T. AND 21 T.
19	BU-1209	2	HYATT ROLLER BEARING
20	38224	1	BEARING SPACER
21	38657	1	FOURTH SPEED PINION 32 T.
22	38183	1	FOURTH SPEED PINION SLEEVE 21 T.
23	38255	1	SLEEVE KEY
24	38176	1	SECOND SPEED PINION 21 T.
25	BU-1208	2	HYATT ROLLER BEARING
26	38223	1	BEARING SPACER
27	38226	1	SPACER
28	#1308	1	N.D. BALL BEARING (INTERCHANGES WITH #308M M.R.C. BEARING)
29	35176	1	NUT
30	45443	1	LOCKWASHER

BEVEL PINION SHAFT

31	38167	1	BEVEL PINION AND SHAFT (SERVICED ONLY WITH MATCHED GEAR 38168)
32	38460	1	OIL SLINGER
33	#411SM	1	M.R.C. BALL BEARING
34	38225	1	SPACER
35	38659	1	SECOND SPEED GEAR ASSEMBLY 33 T. (CONSISTS OF 1-HUB, 1-GEAR AND 1-KEY) SEPARATE PARTS NOT SERVICED
36	38655	1	FOURTH SPEED SLIDING GEAR ASSEMBLY 22 T. (INCLUDES ITEM 37)
37	37378	1	BUSHING (IN ITEM 36)
38	030204	1	THIRD SPEED GEAR 30 T.
39	38802	1	REVERSE GEAR 31 T.
40	38654	1	LOW SPEED GEAR 38 T.
41	{ 38179	10 20	SHIM .005 THICK } USE AS REQUIRED SHIM .010 THICK }
41	{ 38180		
42	38251	1	SPACER
43	#5407	1	M.R.C. BALL BEARING
44	38182	1	WASHER
45	911047	1	HEX NUT 1" N.F.
46	35175	1	LOCKWASHER
47	38178	1	BEARING CAGE
48	35195	2	BEARING CAGE GASKET
49	38177	1	COVER
50	{ 28979	4	CAPSCREW 1/2" x 2-1/2" LOCKWASHER 1/2" HEAVY
50	{ 910806		

REVERSE IDLER GEAR

51	38803	1	REVERSE IDLER GEAR ASSEMBLY 27 T. (INCLUDES ITEM 52)
52	38523	1	REVERSE IDLER GEAR BUSHING 2-3/4" LONG (IN ITEM 51)
53	37395	1	REVERSE IDLER GEAR SHAFT
54	35188	1	SET SCREW
55	911035	1	HEX JAM NUT 1/2" N.C.
56	35196	1	NUT LOCK

OIL SLINGER GEAR

57	38662	1	OIL SLINGER GEAR ASSEMBLY 21 T. (INCLUDES ITEM 58)
58	37564	1	OIL SLINGER GEAR BUSHING (IN ITEM 57)
59	37566	1	OIL SLINGER GEAR PIN
60	37567	1	OIL SLINGER GEAR WASHER
61	37568	1	NUT LOCK
62	911056	1	CASTLE NUT 3/4" N.F.
63	900412	1	COTTER PIN 1/8" x 1-1/2"

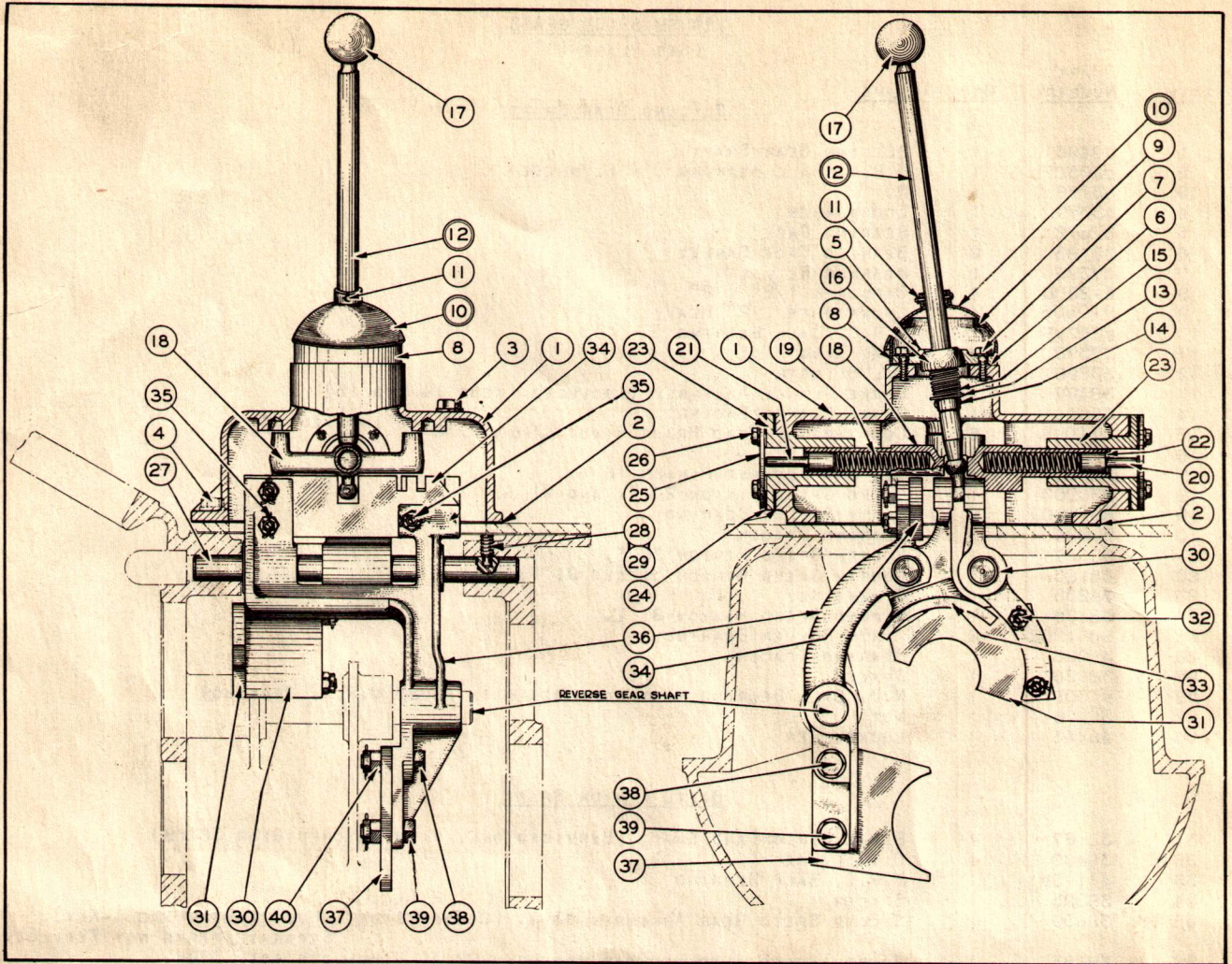


PLATE 19 - GEAR SHIFT

GEAR SHIFT
(SEE PLATE 19)

ITEM	PART NUMBER	QTY.	NAME
1	37432	1	GEAR SHIFTER HOUSING
2	37433	1	GEAR SHIFTER HOUSING GASKET
3	{ 37461 910806	{ 2 2	{ CAPSCREW 1/2" x 4-3/4" LOCKWASHER 1/2" HEAVY
4	{ 35236 910806	{ 4 4	{ CAPSCREW 1/2" x 1-3/4" LOCKWASHER 1/2" HEAVY
5	45577	1	GEAR SHIFT BALL SOCKET
6	45231	1	BALL SOCKET GASKET
7	{ 45295 910803	{ 4 4	{ CAPSCREW 5/16" x 1" LOCKWASHER 5/16" HEAVY
8	45543	1	DUST CAP
9	45546	1	FELT SEAL FOR DUST CAP
10	45764	1	DUST CAP COVER ASSEMBLY (1-COVER AND 1-COLLAR)
11	{ 45989 911062	{ 1 1	{ COVER PIN COTTER PIN 1/16" x 3/8"
12	37422	1	GEAR SHIFT LEVER ASSEMBLY (INCLUDES ITEMS 13 AND 14)
13	U-176	1	COLLAR
14	911091	1	Rd. HEAD RIVET #8 x 1-1/8" } IN ITEM 12
15	U-175	1	GEAR SHIFT LEVER SPRING
16	U-172	1	GEAR SHIFT LEVER BALL (STEEL)
17	14210	1	GEAR SHIFT BALL HANDLE (BAKELITE)
18	37419	1	GEAR SHIFTER LOCK
19	37420	2	GEAR SHIFTER LOCK SPRING
20	45394	1	GEAR SHIFTER LOCK PLUNGER - RIGHT 2-3/16" LONG
21	37421	1	GEAR SHIFTER LOCK PLUNGER - LEFT 2-1/2" LONG
22	45384	2	SNAP RING
23	37412	2	SHIFTER LOCK GUIDE
24	37424	4	GASKET
25	37426	2	COVER
26	{ 37450 910803	{ 8 8	{ CAPSCREW 5/16" x 1-1/4" LOCKWASHER 5/16" HEAVY
27	37405	2	SHIFTER SHAFT
28	38463	2	SET SCREW
29	23775	1	LOCKWIRE 10" LONG

GEAR SHIFT (CONTINUED)

<u>ITEM</u>	<u>PART NUMBER</u>	<u>QTY.</u>	<u>NAME</u>
30	37414	1	SHIFTER FORK ARM
31	37417	1	SHIFTER FORK PLATE
32	37410	2	FLAT HEAD CAPSCREW
	911053	2	CASTLE NUT 3/8"
33	900802	2	COTTER PIN 3/32" x 1"
	37415	1	SHIFTER FORK (SECOND AND THIRD)
34	37429	1	LOCK BAR
35	37411	3	FLAT HEAD CAPSCREW
	911053	3	CASTLE NUT 3/8"
	900802	3	COTTER PIN 3/32" x 1"
36	37416	1	SHIFTER FORK ARM
37	37418	1	SHIFTER FORK PLATE
38	12466	1	CAPSCREW 1/2" x 1-5/8"
39	70468	1	CAPSCREW 1/2" x 1-3/8"
40	911054	2	CASTLE NUT 1/2"
	900802	2	COTTER PIN 3/32" x 1"

LOW AND REVERSE SHIFTER

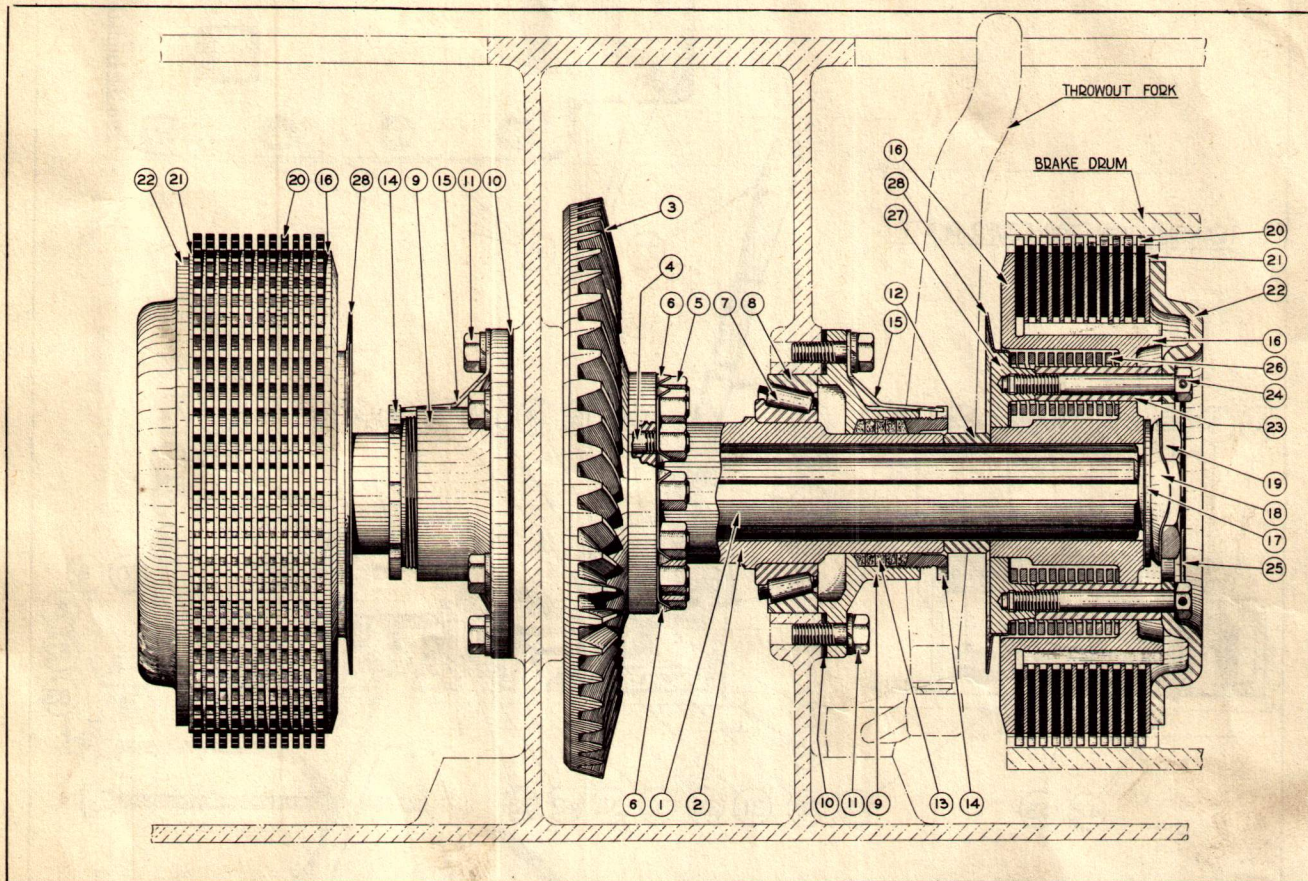
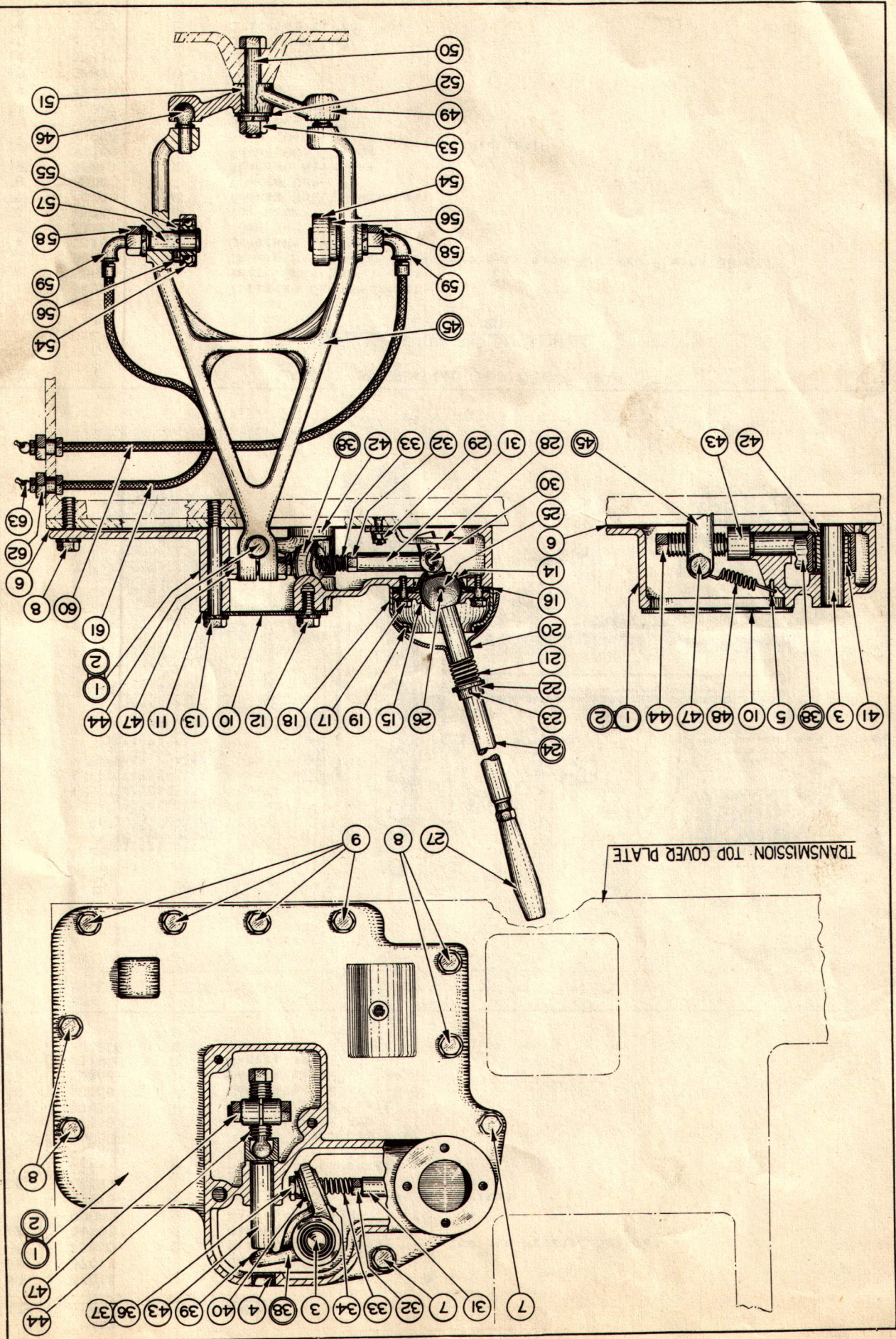


PLATE 20- STEERING CLUTCH AND BEVEL GEAR

STEERING CLUTCH AND BEVEL GEAR
(SEE PLATE 20)

1	35080	1	STEERING CLUTCH SHAFT
2	38169	1	BEVEL GEAR HUB
3	38168	1	SPIRAL BEVEL GEAR (SERVICED ONLY WITH MATCHED PINION 38167)
4	030547	12	CAPSCREW 1/2" x 2"
5	38234	12	HIGH NUT
6	35065	6	NUT LOCK
7	#580	2	TIMKEN ROLLER ASSEMBLY
8	#572	2	TIMKEN CUP
9	35819	2	BEARING RETAINER
10	35040	14	SHIM .005" THICK
	35060	18	SHIM .010" THICK
11	35236	12	CAPSCREW 1/2" x 1-3/4"
	910806	12	LOCKWASHER 1/2" HEAVY
12	36579	2	SPACER
13	35821	10	PACKING
14	35817	2	GLAND NUT
15	36449	2	GLAND NUT LOCK
16	35091	2	STEERING CLUTCH HUB
17	35089	2	WASHER
18	35088	2	LOCKWASHER
19	35078	2	NUT

PLATE 21 - STEERING CLUTCH CONTROL



STEERING CLUTCH AND BEVEL GEAR (CONTINUED)

<u>ITEM</u>	<u>PART NUMBER</u>	<u>QTY</u>	<u>NAME</u>
20	35085	22	CLUTCH DISC - OUTER (RAYBESTOS)
21	35084	22	CLUTCH DISC - INNER (STEEL)
22	36580	2	PRESSURE PLATE
23	36581	20	SPACER
24	35066	20	CAPSCREW 1/2" x 3-3/4"
25	35075	2	LOCKWIRE 20" LONG
26	35831	20	STEERING CLUTCH SPRING
27	35083	2	SHIFTER PLATE
28	36573	2	OIL SLINGER

STEERING CLUTCH CONTROL
(SEE PLATE 21)

1	38349	1	COVER ASSEMBLY - LEFT	} INCLUDES ITEMS 3, 4 AND 5
2	38350	1	COVER ASSEMBLY - RIGHT	
3	37385	2	FULCRUM PIN	} IN ITEMS 1 AND 2
4	38358	2	CUP PLUG	
5	35793	2	SPRING ANCHOR PIN	
6	37401	2	COVER GASKET	
7	{ 70467	4	CAPSCREW 1/2" x 1"	
	{ 910806	4	LOCKWASHER 1/2" HEAVY	
8	{ 35236	8	CAPSCREW 1/2" x 1-3/4"	
	{ 910806	8	LOCKWASHER 1/2" HEAVY	
9	{ E-2300	8	CAPSCREW 1/2" x 2"	
	{ 910806	8	LOCKWASHER 1/2" HEAVY	
10	37393	2	TOP COVER PLATE	
11	37392	2	COVER PLATE GASKET	
12	{ 35221	4	CAPSCREW 1/2" x 1"	
	{ 910806	4	LOCKWASHER 1/2" HEAVY	
13	{ 45252	2	CAPSCREW 1/2" x 4-1/2"	
	{ 910806	2	LOCKWASHER 1/2" HEAVY	
14	45563	2	STEERING LEVER SOCKET	
15	45542	2	SOCKET COVER	
16	45231	4	SOCKET GASKET	
17	{ 45295	8	CAPSCREW 5/16" x 1"	
	{ 910803	8	LOCKWASHER 5/16" HEAVY	
18	45543	2	DUST CAP	
19	45546	2	FELT SEAL FOR DUST CAP	
20	45544	2	DUST CAP COVER	
21	U-175	2	COVER SPRING	
22	U-176	2	SPRING COLLAR	
23	910302	2	COTTER PIN 5/32" x 1-1/4"	
24	37391	2	STEERING LEVER ASSEMBLY (INCLUDES ITEMS 25 AND 26)	
25	45329	2	FULCRUM BALL	} IN ITEM 24
26	45332	2	FULCRUM BALL PIN	
27	45236	2	STEERING LEVER GRIP	
28	38383	2	STEERING LEVER GUIDE	
29	{ 37411	4	CAPSCREW	
	{ 911053	4	CASTLE NUT 3/8"	
	{ 900802	4	COTTER PIN 3/32" x 1"	
30	{ 2708-5A	2	YOKE PIN	
	{ 900801	2	COTTER PIN 3/32" x 3/4"	
31	2708-5A	2	YOKE END	
32	911042	2	HEX NUT 7/16" N.F.	
33	37686	2	SPRING	
34	900818	2	WROUGHT WASHER 1/2" STD.	
36	030182	2	CAPSCREW 7/16" x 3"	
37	030181	2	BALL	
38	{ 37691	1	BELL CRANK ASSEMBLY - LEFT	} INCLUDES ITEMS 39 AND 40
	{ 37692	1	BELL CRANK ASSEMBLY - RIGHT	
39	35287	2	HARDENED BUTTON	} IN ITEM 38
40	45266	2	HARDENED BUSHING	
41	P-94424	2	HYATT ROLLER BEARING	
42	37389	2	WASHER	
43	45305	2	THRUST PIN	
44	35292	2	ADJUSTING SCREW	
45	36998	2	THROWOUT FORK ASSEMBLY (INCLUDES ITEM 46)	
46	35878	4	PIVOT BALL (IN ITEM 45)	
47	{ 35068	2	CLAMP SCREW 1/2" x 2-1/4"	
	{ 911043	2	HEX NUT 1/2" N.F.	
48	35887	2	THROWOUT FORK SPRING	
49	36358	2	EQUALIZER	
50	35306	2	CAPSCREW 5/8" x 3-1/4"	
51	35305	2	SPACER	
52	35281	2	WASHER	
53	{ 911044	2	HEX NUT 5/8" N.F.	
	{ 910807	2	LOCKWASHER 5/8" HEAVY	
54	#305CF	4	M.R.C. BALL BEARING	
55	35303	4	BEARING SPACER	
56	36359	4	RETAINER	
57	36356	4	THROWOUT BEARING PIN	
58	{ 911044	4	HEX NUT 5/8" N.F.	
	{ 910807	4	LOCKWASHER 5/8" HEAVY	
59	907059	4	90° STREET ELL 1/8" STD.	
60	45496	2	GREASE TUBE - LONG	
61	45507	2	GREASE TUBE - SHORT	
62	911049	4	HEX JAM NUT 5/8" N.F.	
63	910261	4	GREASE FITTING	

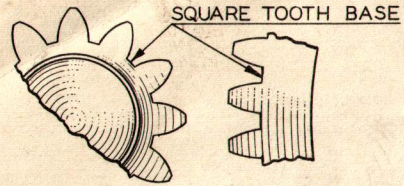
35864 PINION

030353 GEAR ASSEMBLY

031897 GEAR ASSEMBLY

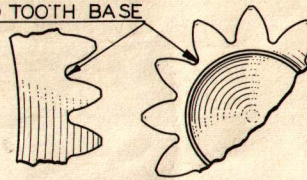
031895 PINION

TRANSMISSION CASE



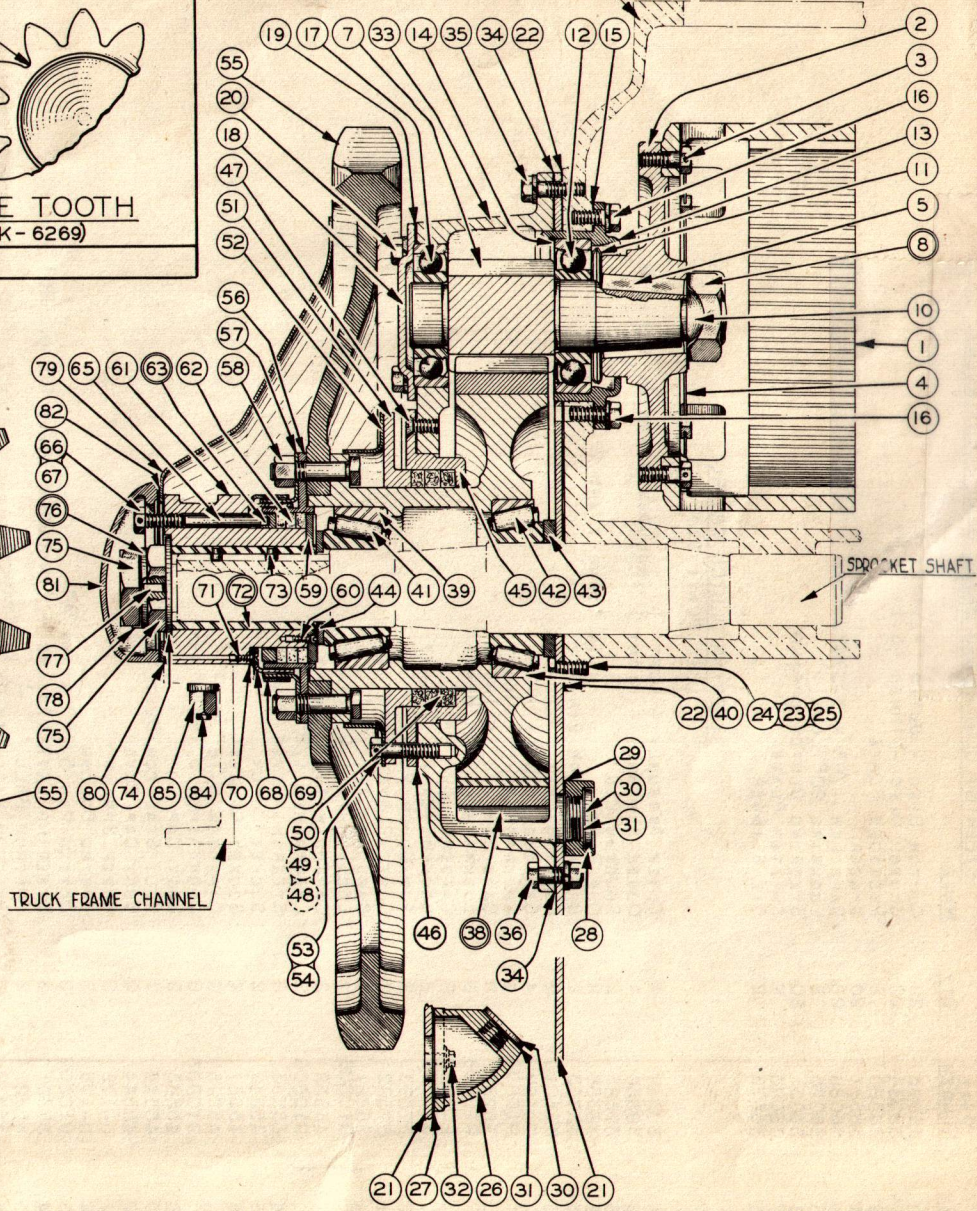
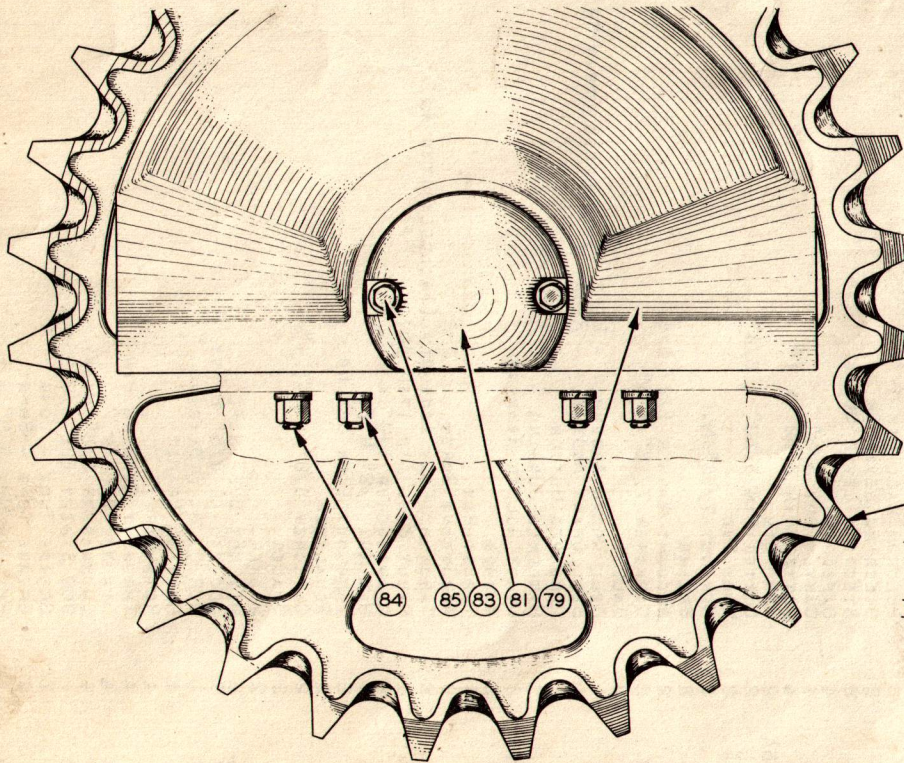
20° PRESSURE ANGLE TOOTH
(DISCONTINUED ON TRACTOR K-6269)

ROUND TOOTH BASE



25° PRESSURE ANGLE TOOTH
(EFFECTIVE WITH TRACTOR K-6269)

GEAR DATA



32

PLATE 22 - FINAL DRIVE

FINAL DRIVE
(SEE PLATE 22)

ITEM	PART NUMBER	QTY.	NAME
1	35687	2	BRAKE DRUM
2	35688	2	DRIVEN HUB
3	35689	16	CAPSCREW 1/2" x 1-3/8" - DRILLED HEAD
4	37000	8	LOCKWIRE 16" LONG
5	35705	4	KEY
6	35684	2	PINION - 20° PRESSURE ANGLE (USED WITH ITEM 37 ONLY) (DISCONTINUED ON TRACTOR K-6269)
7	031895	2	PINION - 25° PRESSURE ANGLE (USED WITH ITEM 38 ONLY) (EFFECTIVE WITH TRACTOR K-6269)
8	36589	2	NUT ASSEMBLY (INCLUDES ITEM 9)
9	910000	2	EXPANSION PLUG 2" DIA. (IN ITEM 8)
10	35673	2	LOCKWASHER
11	35697	4	OIL THROWER
12	#312F	2	M.R.C. BALL BEARING (INTERCHANGES WITH #7312 N.D. BEARING)
13	{ 35693	1	BEARING CAGE - LEFT
	{ 35694	1	BEARING CAGE - RIGHT
14	36645	2	SNAP RING
15	35232	2	BEARING CAGE GASKET
16	{ 35061	10	CAPSCREW 1/2" x 1-1/4"
	{ 910806	10	LOCKWASHER 1/2" HEAVY
17	#311F	2	M.R.C. BALL BEARING (INTERCHANGES WITH #7311 N.D. BEARING)
18	35807	2	BEARING COVER
19	37996	2	BEARING COVER GASKET
20	{ 35220	8	CAPSCREW 1/2" x 1-1/8"
	{ 910806	8	LOCKWASHER 1/2" HEAVY
21	35267	2	SIDE PLATE
22	36076	2	SIDE PLATE GASKET
23	35061	4	CAPSCREW 1/2" x 1-1/4"
24	21648	8	CAPSCREW 1/2" x 1-1/4" - THIN HEAD
25	35196	4	SCREW LOCK
26	35264	2	FILLER FLANGE
27	35252	2	FILLER FLANGE GASKET
28	35263	2	DRAIN FLANGE
29	35251	2	DRAIN FLANGE GASKET
30	35250	4	FILLER AND DRAIN PLUG
31	35249	4	PLUG GASKET
32	{ 36034	8	CAPSCREW 3/8" x 1"
	{ 910804	8	LOCKWASHER 3/8" HEAVY
33	35682	2	GEAR CASE
34	35257	2	GEAR CASE GASKET
35	{ 35236	18	CAPSCREW 1/2" x 1-3/4"
	{ 910806	18	LOCKWASHER 1/2" HEAVY
	{ 35018	30	CAPSCREW 1/2" x 1-1/2"
36	{ 911043	30	HEX NUT 1/2" N.F.
	{ 910806	30	LOCKWASHER 1/2" HEAVY
37	030353	2	GEAR AND HUB ASSEMBLY - 20° PRESSURE ANGLE (USED WITH ITEM 6 ON TRACTORS PRIOR TO K-6269 ONLY - NOT SERVICED - ORDER ITEMS 7 AND 38)
38	031897	2	GEAR AND HUB ASSEMBLY - 25° PRESSURE ANGLE (EFFECTIVE WITH TRACTOR K-6269. USED WITH ITEM 7 ONLY)
39	#6320	2	TIMKEN CUP - OUTER
40	#742	2	TIMKEN CUP - INNER
41	#6379	2	TIMKEN ROLLER ASSEMBLY - OUTER
42	#748S	2	TIMKEN ROLLER ASSEMBLY - INNER
43	38162	2	SPACER
44	35700	2	WASHER
45	030092	2	GLAND CUP - TWO HALVES
46	35813	2	GLAND CUP GASKET
47	36283	12	FLAT HEAD CAPSCREW 1/2" x 1-1/8"
48	030624	8	RUBBER PACKING
49	030104	8	PACKING RETAINER RING (COMPOSITION) } DISCONTINUED ON TRACTOR K-6762
50	35798	6	PACKING (EFFECTIVE WITH TRACTOR K-6762) } NOT SERVICED. ORDER ITEM 50
51	030091	2	PACKING GLAND - TWO HALVES
52	030105	2	GLAND GUARD
53	35814	12	ADJUSTING SCREW 1/2" x 1-7/8" (DRILLED HEAD)
54	36999	2	LOCKWIRE 36" LONG
55	36202	2	TRACK SPROCKET
56	35735	2	GLAND SLEEVE
57	35776	2	CENTER GUARD
58	{ 36209	20	SPROCKET BOLT 5/8" x 2-5/8"
	{ 911044	20	HEX NUT 5/8" N.F.
	{ 910807	20	LOCKWASHER 5/8" HEAVY
59	37928	2	BEARING PLATE
60	35811	12	COUNTERSUNK HEAD CAPSCREW 1/4" x 3/4"

FINAL DRIVE (CONTINUED)

ITEM	PART NUMBER	QTY.	NAME
61	35805	1	REAR AXLE BRACKET - LEFT
	35806	1	REAR AXLE BRACKET - RIGHT
62	35786	6	PACKING
63	35770	2	PACKING RING ASSEMBLY (INCLUDES ITEMS 64 AND 65)
64	35769	2	PACKING RING
65	35768	6	PIN } IN ITEM 63
66	35772	6	ADJUSTING SCREW 1/2" x 1-1/4" (DRILLED HEAD)
67	37000	2	LOCKWIRE 16" LONG
68	35774	2	INNER GUARD
69	35775	2	OUTER GUARD
70	35777	2	GUARD GASKET
71	35811	12	COUNTERSUNK HEAD CAPSCREW 1/4" x 3/4"
72	35731	2	SPACER ASSEMBLY (INCLUDES ITEM 73)
73	35708	4	PLUG KEY (IN ITEM 72)
74	35089	2	WASHER
75	35779	4	NUT
76	36027	2	LOCKWASHER ASSEMBLY (INCLUDES ITEM 77)
77	36026	2	DOWEL PIN (IN ITEM 76)
78	35780	2	LOCKWASHER
79	35804	2	SPROCKET GUARD
80	35803	2	GUARD GASKET
81	35799	2	COVER
82	35800	2	COVER GASKET
83	35733	4	CAPSCREW 1/2" x 1-3/8"
	910806	4	LOCKWASHER 1/2" HEAVY
84	35229	10	CAPSCREW 5/8" x 2"
85	72366	10	HIGH NUT

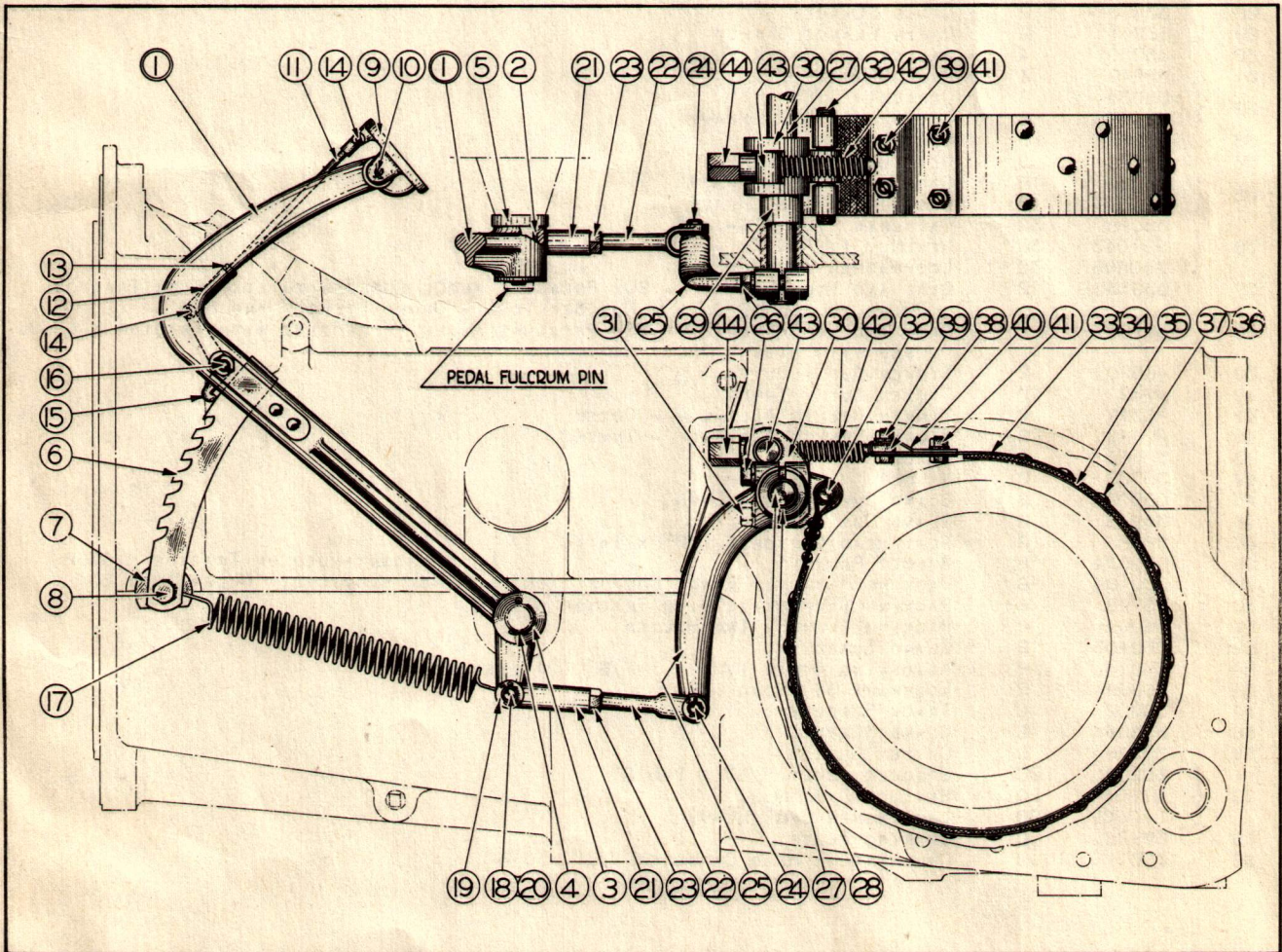


PLATE 23 - BRAKE

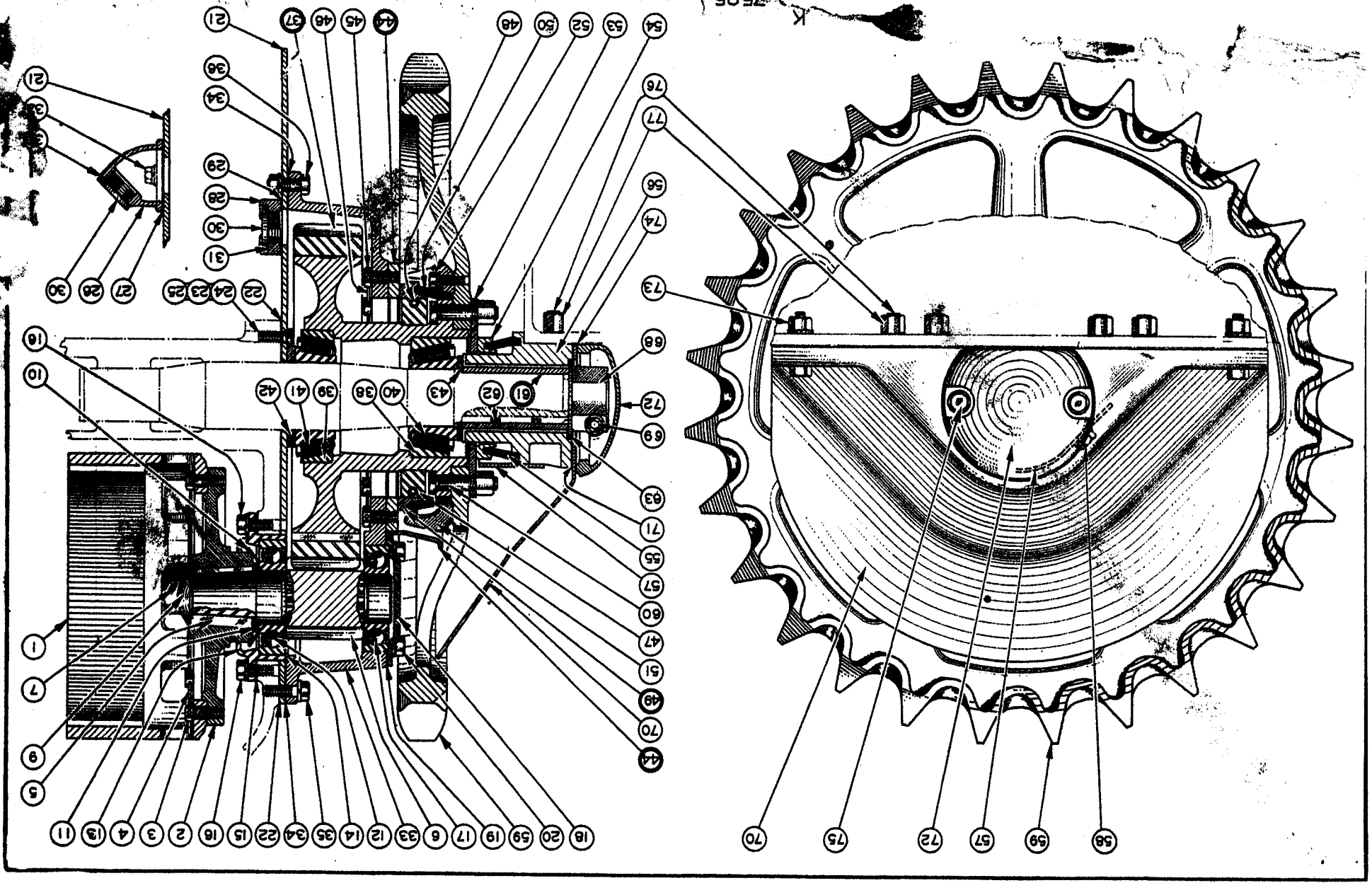
BRAKES
(SEE PLATE 23)

ITEM	PART NUMBER	QTY.	NAME
1	36735	1	PEDAL LEVER ASSEMBLY - LEFT
	36736	1	PEDAL LEVER ASSEMBLY - RIGHT
2	36723	2	PEDAL LEVER BUSHING (IN ITEM 1)
3	35467	2	WASHER
4	910302	2	COTTER PIN 5/32" x 1-1/4"
5	36896	2	SPACER
6	36458	1	PEDAL LEVER RATCHET - LEFT
	36459	1	PEDAL LEVER RATCHET - RIGHT
7	36456	2	RATCHET BRACKET
8	906701	2	HEX CAPSCREW 1/2" N.C. x 4"
	910806	2	LOCKWASHER 1/2" HEAVY
9	35938	2	PEDAL PAD
	35934	2	PEDAL PAD PIN
10	900942	2	COTTER PIN 3/32" x 5/8"
11	35944	2	PUSH ROD
12	2708-2A	2	ADJUSTABLE YOKE END
13	911040	2	HEX NUT 1/4" N.F.
14	2708-2A	4	YOKE PIN
	911063	4	COTTER PIN 1/16" x 7/16"
15	35939	1	PAWL - LEFT
	35940	1	PAWL - RIGHT
	35948	2	PAWL PIN
16	911040	2	HEX NUT 1/4" N.F.
	910802	2	LOCKWASHER 1/4" HEAVY
17	35942	2	PEDAL LEVER SPRING
18	35935	2	PEDAL LEVER PIN
19	910244	2	PLAIN WASHER 1/2" STD.
20	900408	2	COTTER PIN 1/8" x 1"
21	2708-6A	2	ADJUSTABLE YOKE END
22	70678	2	BRAKE ROD
23	911043	2	HEX NUT 1/2" N.F.
24	2708-6A	2	YOKE PIN
	910967	2	COTTER PIN 1/8" x 7/8"
25	35955	1	BRAKE LEVER - LEFT
	35956	1	BRAKE LEVER - RIGHT
	35067	2	CLAMP SCREW 1/2" x 2"
26	910806	2	LOCKWASHER 1/2" HEAVY
27	35340	2	BRAKE SHAFT
28	36997	6	WOODRUFF KEY #13 - HARDENED
29	35954	2	BRAKE SHAFT SPACER
30	38495	2	BELL CRANK
31	28979	2	CAPSCREW 1/2" x 2-1/2"
	910806	2	LOCKWASHER 1/2" HEAVY
32	37013	2	BAND PIN
	900408	4	COTTER PIN 1/8" x 1"
33	38143	2	BRAKE BAND ASSEMBLY (INCLUDES ITEMS 34 TO 41 INCLUSIVE)
34	37004	2	BRAKE BAND WITH LINING ONLY (INCLUDES ITEMS 35 AND 37)
35	35339	2	BAND LINING ONLY
36	911005	64	BRASS TUBULAR RIVET 3/16" x 5/16" (DISCONTINUED ON TRACTOR K-6170)
37	911096	64	BRASS TUBULAR RIVET 3/16" x 4/16" (EFFECTIVE WITH TRACTOR K-6170)
38	71426	2	BRAKE BAND END
	36034	4	CAPSCREW 3/8" x 1"
39	911041	4	HEX NUT 3/8" N.F.
	910804	4	LOCKWASHER 3/8" HEAVY
40	38142	2	BRAKE BAND CLIP
	36032	4	CAPSCREW 3/8" x 3/4"
41	911041	4	HEX NUT 3/8" N.F.
	910804	4	LOCKWASHER 3/8" HEAVY
42	71436	2	BRAKE BAND SPRING
43	71438	2	SWIVEL PIN
44	71437	2	ADJUSTING NUT

INCLUDES ITEM 2

IN
ITEM
33

K 7525



FINAL DRIVE GROUP				
PAGE	ITEM	PART NO.	QTY.	DESCRIPTION
EFFECTIVE WITH TRACTOR K-7525, THE FINAL DRIVE ARRANGEMENT AS LISTED ON PAGES 33 AND 34, AND SHOWN ON PLATE, 22, WAS DISCONTINUED, HAVING BEEN REPLACED BY THE FOLLOWING:				
SECOND TYPE FINAL DRIVE ARRANGEMENT - EFFECTIVE WITH TRACTOR K-7525. (SEE DRAWING ATTACHED)				
	1	35687	2	BRAKE DRUM
	2	35688	2	DRIVEN HUB
	3	35689	16	CAPSCREW 1/2" x 1-3/8" - DRILLED HEAD
	4	37000	8	LOCKWIRE 16" LONG
	5	35705	4	KEY
	6	031895	2	FINION - 25° PRESSURE ANGLE
	7	35708	2	NUT
	9	35673	2	LOCKWASHER
	10	033006	2	OIL SLINGER
	11	033007	2	SPACER
	12	7312	2	N.D. BALL BEARING (INTERCHANGES WITH #312 M.R.C. BEARING)
	13	35693	1	BEARING CAGE - LEFT
		35694	1	BEARING CAGE - RIGHT
	14	36645	2	SNAP RING
	15	35232	2	BEARING CAGE GASKET
	16	35061	10	CAPSCREW 1/2" x 1-1/4"
		910806	10	LOCKWASHER 1/2" HEAVY
	17	7311	2	N.D. BALL BEARING (INTERCHANGES WITH #311 M.R.C. BEARING)
	18	35807	2	BEARING COVER
	19	37996	2	BEARING COVER GASKET
		35220	8	CAPSCREW 1/2" x 1-1/8"
	20	910806	8	LOCKWASHER 1/2" HEAVY
	21	35267	2	SIDE PLATE
	22	36076	2	SIDE PLATE GASKET
	23	35061	4	CAPSCREW 1/2" x 1-1/4"
	24	21648	6	CAPSCREW 1/2" x 1-1/4" - THIN HEAD
	25	35196	4	SCREW LOCK
	26	35264	2	FILLER FLANGE
	27	35252	2	FILLER FLANGE GASKET
	28	35263	2	DRAIN FLANGE
	29	35251	2	DRAIN FLANGE GASKET
	30	35250	4	FILLER AND DRAIN PLUG
	31	35249	4	PLUG GASKET
		36034	8	CAPSCREW 3/8" x 1"
	32	910804	8	LOCKWASHER 3/8" HEAVY
	33	033105	2	GEAR CASE
	34	35257	2	GEAR CASE GASKET
	35	35236	18	CAPSCREW 1/2" x 1-3/4"
		910806	18	LOCKWASHER 1/2" HEAVY
		35013	30	CAPSCREW 1/2" x 1-1/2"
	36	911043	30	LOCKWASHER 1/2" HEAVY
		910806	30	LOCKWASHER 1/2" HEAVY
	37	031897	2	GEAR AND HUB ASSEMBLY - 25° PRESSURE ANGLE
	38	6320	2	TIMKEN CUP - OUTER
	39	742	2	TIMKEN CUP - INNER
	40	6379	2	TIMKEN ROLLER ASSEMBLY - OUTER
	41	7468	2	TIMKEN ROLLER ASSEMBLY - INNER
	42	38162	2	SPACER
	43	35700	2	WASHER
	44	033020	2	BEARING FLATE ASSEMBLY (1-PLATE; 1-GUARD; 6-SCREWS)
	45	35772	12	CAPSCREW 1/2" x 1-1/4"
	46	36999	2	LOCKWIRE 36" LONG
	47	033082	2	GUIDE RING (2-HALVES)
	48	033015	2	GUIDE RING SPRING
	49	033017	2	SEAL RING ASSEMBLY
	50	033018	2	RUBBER BOOT RING
	51	033019	2	RETAINER RING
		13053	14	CAPSCREW 3/8" x 1-1/4"
	52	910804	14	LOCKWASHER 3/8" HEAVY
	53	033016	2	SEAL PLATE
	54	033285	2	SEAL RING
	55	033013	2	RUBBER BOOT RING
		033011	1	REAR AXLE BRACKET - LEFT
	56	033012	1	REAR AXLE BRACKET - RIGHT
	57	033006	2	DIRT SHED

(CONTINUED)

DISPOSITION: INSERT IN GENERAL PARTS LIST BINDER BEFORE PAGE 33 OF MODEL "K" PARTS BOOK. (FORM TPL-31B)

DATE Oct. 11, 1938

MODEL "K"
PARTS BOOK SUPPLEMENT

FINAL DRIVE GROUP				
PAGE	ITEM	PART NO.	QTY.	DESCRIPTION
	58	35221	4	CAPSCREW 1/2" x 1"
	59	910606	4	LOCKWASHER 1/2" HEAVY
	60	033162	2	TRACK SPROCKET
		36209	20	SPROCKET BOLT 5/8" x 2-5/8"
		72366	20	HIGH NUT
	61	35731	2	SPACER ASSEMBLY (INCLUDES ITEM 62)
	62	35708	1	FLUG KEY (IN ITEM 61)
	63	35089	2	WASHER
	64	35779	4	NUT
	65	36027	2	LOCKWASHER ASSEM. (INCLUDES ITEM 66)
	66	36026	2	DOWEL PIN (IN ITEM 65)
	67	35780	2	LOCKWASHER
	68	033668	2	CLAMP NUT
	69	033364	2	CLAMP SCREW 1/2" x 1-1/4"
	70	033203	2	SPROCKET GUARD
	71	35803	2	GUARD GASKET
	72	35799	2	COVER
		033207	4	SPACER
	73	35248	4	CAPSCREW 5/8" x 2-1/4"
		911044	4	HEX NUT 5/8" N.F.
		910308	4	LOCKWASHER 5/8" HEAVY
	74	35800	2	COVER GASKET
	75	35733	4	CAPSCREW 1/2" x 1-3/8"
		910806	4	LOCKWASHER 1/2" HEAVY
	76	35229	10	CAPSCREW 5/8" x 2"
	77	72366	10	HIGH NUT

DISCONTINUED. NOT SERVICED. ORDER ITEMS 68, 69 AND ONE 902081 WRENCH

EFFECTIVE WITH TRACTOR K-7910

DISPOSITION: (INSERT IN GENERAL PARTS LIST BINDER BEFORE PAGE 33 OF MODEL "K" PARTS BOOK, (FORM TFL-31B))

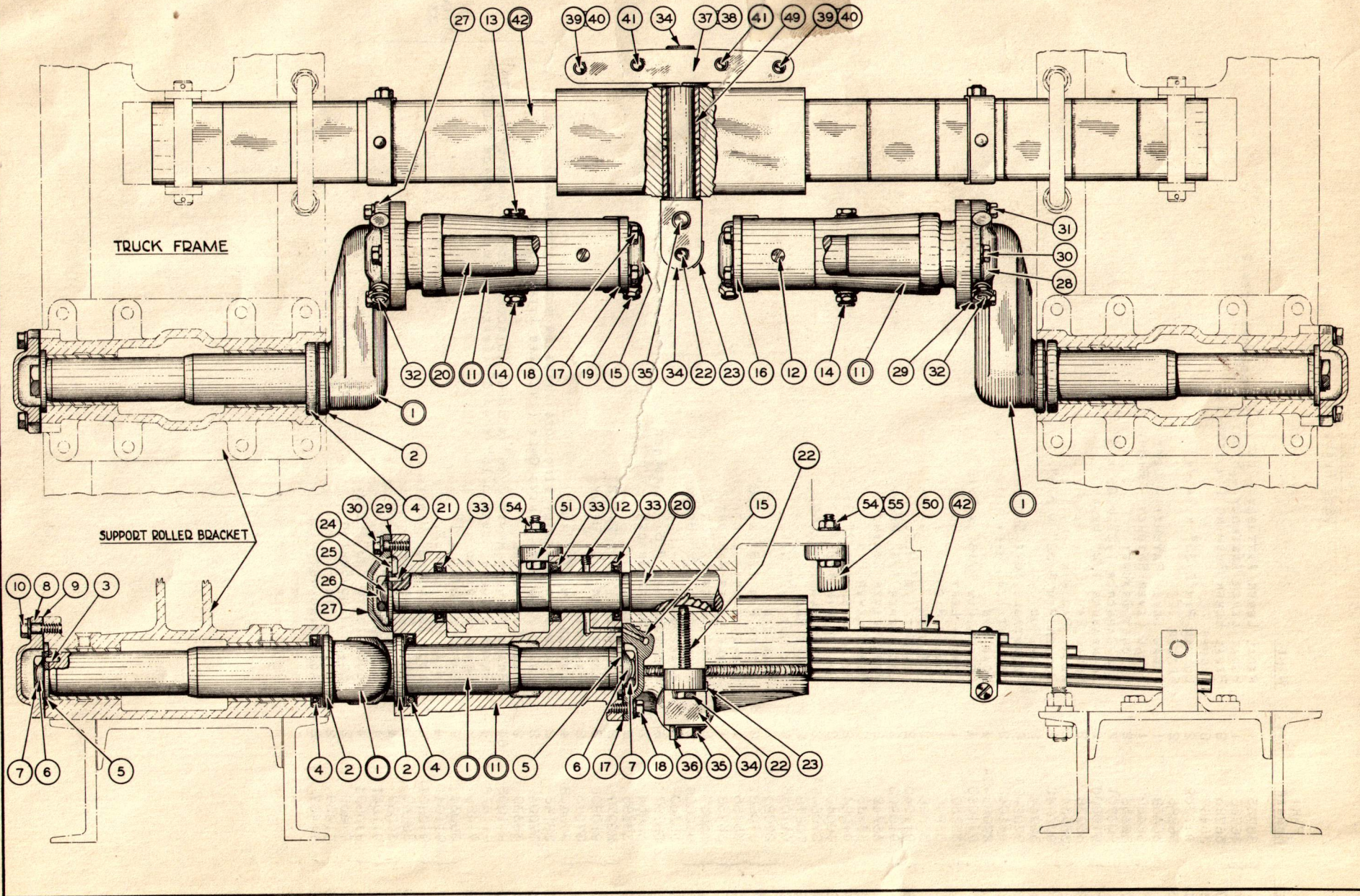


PLATE 24 - STABILIZER CRANK AND SPRING

STABILIZER CRANK AND SPRING
(SEE PLATE 24)

<u>ITEM</u>	<u>PART NUMBER</u>	<u>QTY.</u>	<u>NAME</u>
1	37086	2	STABILIZER CRANK ASSEMBLY (INCLUDES ITEMS 2 AND 3)
2	37590	4	STABILIZER CRANK COLLAR
3	35793	8	DOWEL PIN IN ITEM 1
4	37675	4	OIL SEAL
5	38022	4	END WASHER
6	37600	4	LOCKWASHER
7	37074	4	CAPSCREW
8	35842	2	CRANK CAP - OUTER
9	36104	2	CRANK CAP GASKET
10	35190	6	CAPSCREW 1/2" x 1-1/2"
	910806	6	LOCKWASHER 1/2" HEAVY
11	37649	2	STABILIZER LINK ASSEMBLY (INCLUDES ITEM 12)
12	910230	2	PIPE PLUG 1/8" SLOTTED (IN ITEM 11)
13	71057	2	PLUG
14	36045	2	GREASE FITTING
15	37651	1	CRANK CAP - INNER (LEFT)
16	37652	1	CRANK CAP - INNER (RIGHT)
17	37653	2	CRANK CAP GASKET
18	35733	6	CAPSCREW 1/2" x 1-3/8"
	910806	6	LOCKWASHER 1/2" HEAVY
19	36045	2	GREASE FITTING
20	38040	1	LINK SHAFT ASSEMBLY (INCLUDES ITEM 21)
21	35793	4	DOWEL PIN (IN ITEM 20)
22	38042	1	SET SCREW
23	70836	1	SCREW LOCK
24	37067	2	END WASHER
25	37600	2	LOCKWASHER
26	37074	2	CAPSCREW
27	37655	1	LINK SHAFT CAP - LEFT
28	37656	1	LINK SHAFT CAP - RIGHT
29	37654	2	CAP GASKET
30	35733	2	CAPSCREW 1/2" x 1-3/8"
	910806	2	LOCKWASHER 1/2" HEAVY
31	35190	4	CAPSCREW 1/2" x 1-1/2"
	910806	4	LOCKWASHER 1/2" HEAVY
32	36045	2	GREASE FITTING
33	37676	6	OIL SEAL
34	AM-41471	1	STABILIZER SPRING PIVOT PIN
35	AM-9210	1	CAPSCREW 7/8" x 4-3/4"
36	37693	1	SCREW LOCK
37	AM-9205	1	PIVOT PIN BEARING
38	AM-9206	2	PIVOT PIN BEARING SHIM .005"
	AM-9207	2	PIVOT PIN BEARING SHIM .014" } USE AS REQUIRED
39	AM-9208	2	CAPSCREW 5/8" x 8-1/2"
40	23775	2	LOCKWIRE 10" LONG
41	AM-9204	2	CAPSCREW 5/8" x 2-1/2"
42	37441	1	STABILIZER SPRING ASSEMBLY (INCLUDES ITEMS 43 TO 49 INCLUSIVE)
43	37434	1	TOP LEAF 18" LONG
44	37435	1	SECOND LEAF 24-5/8" LONG
45	37436	1	THIRD LEAF 31-1/4" LONG
46	37437	1	FOURTH LEAF 37-7/8" LONG
47	37438	1	FIFTH LEAF 44-1/2" LONG
48	37439	2	MAIN LEAF 51" LONG
49	35836	2	STABILIZER SPRING BUSHING
50	AM-9304	1	STABILIZER SPRING BUMPER - RIGHT
51	AM-9377	1	STABILIZER SPRING BUMPER - LEFT
52	38063	1	STABILIZER SPRING BUMPER - LEFT
53	38064	1	STABILIZER SPRING BUMPER - RIGHT
54	903641	2	HEX CAPSCREW 1/2" N.C. x 2-1/4"
	911028	2	HEX NUT 1/2" N.C.
	910806	2	LOCKWASHER 1/2" HEAVY
	904541	2	HEX CAPSCREW 1/2" N.C. x 1-3/4"
55	910806	2	LOCKWASHER 1/2" HEAVY

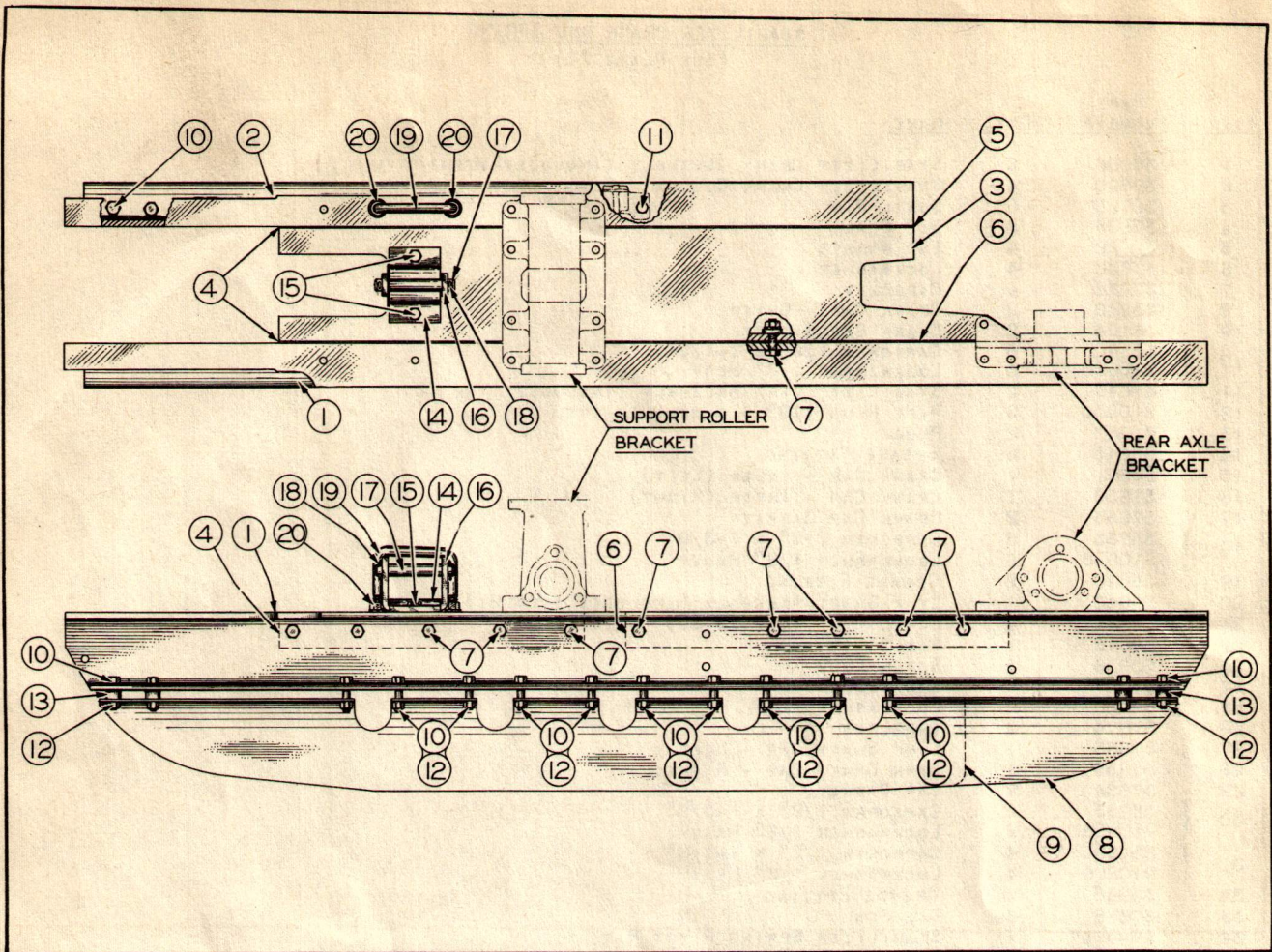


PLATE 25 - TRUCK FRAME

TRUCK FRAME
(SEE PLATE 25)

ITEM	PART NUMBER	QTY.	NAME
1	37949	1	OUTER CHANNEL - LEFT
	37950	1	OUTER CHANNEL - RIGHT
2	37951	1	INNER CHANNEL - LEFT
	37952	1	INNER CHANNEL - RIGHT
3	37148	1	TOP CHANNEL - LEFT
	37149	1	TOP CHANNEL - RIGHT
4	36066	4	FILLER STRIP - FRONT
5	36065	2	FILLER STRIP - REAR (INNER)
6	36064	2	FILLER STRIP - REAR (OUTER)
7	35229	38	CAPSCREW 5/8" x 2"
	35543	38	BEVEL WASHER
	911044	38	HEX NUT 5/8" N.F.
	910807	38	LOCKWASHER 5/8" HEAVY
8	35852	1	OUTER GUARD - LEFT
	35853	1	OUTER GUARD - RIGHT
9	35854	1	INNER GUARD - LEFT
	35855	1	INNER GUARD - RIGHT
10	35067	48	CAPSCREW 1/2" x 2"
11	35892	4	CAPSCREW 1/2" x 2-1/2"
12	38234	52	HIGH NUT
13	35872	12	SPACER
14	37536	2	SPRING SEAT
15	28259	4	CAPSCREW 5/8" x 2"
	911029	4	HEX NUT 5/8" N.C.
	910807	4	LOCKWASHER 5/8" HEAVY
	35870	2	SPRING STOP
17	35871	2	SPRING STOP PIN
18	900811	4	COTTER PIN 3/16" x 1-1/2"
19	37152	2	U BOLT
20	911045	8	HEX NUT 3/4" N.F.
	910809	4	LOCKWASHER 3/4" HEAVY

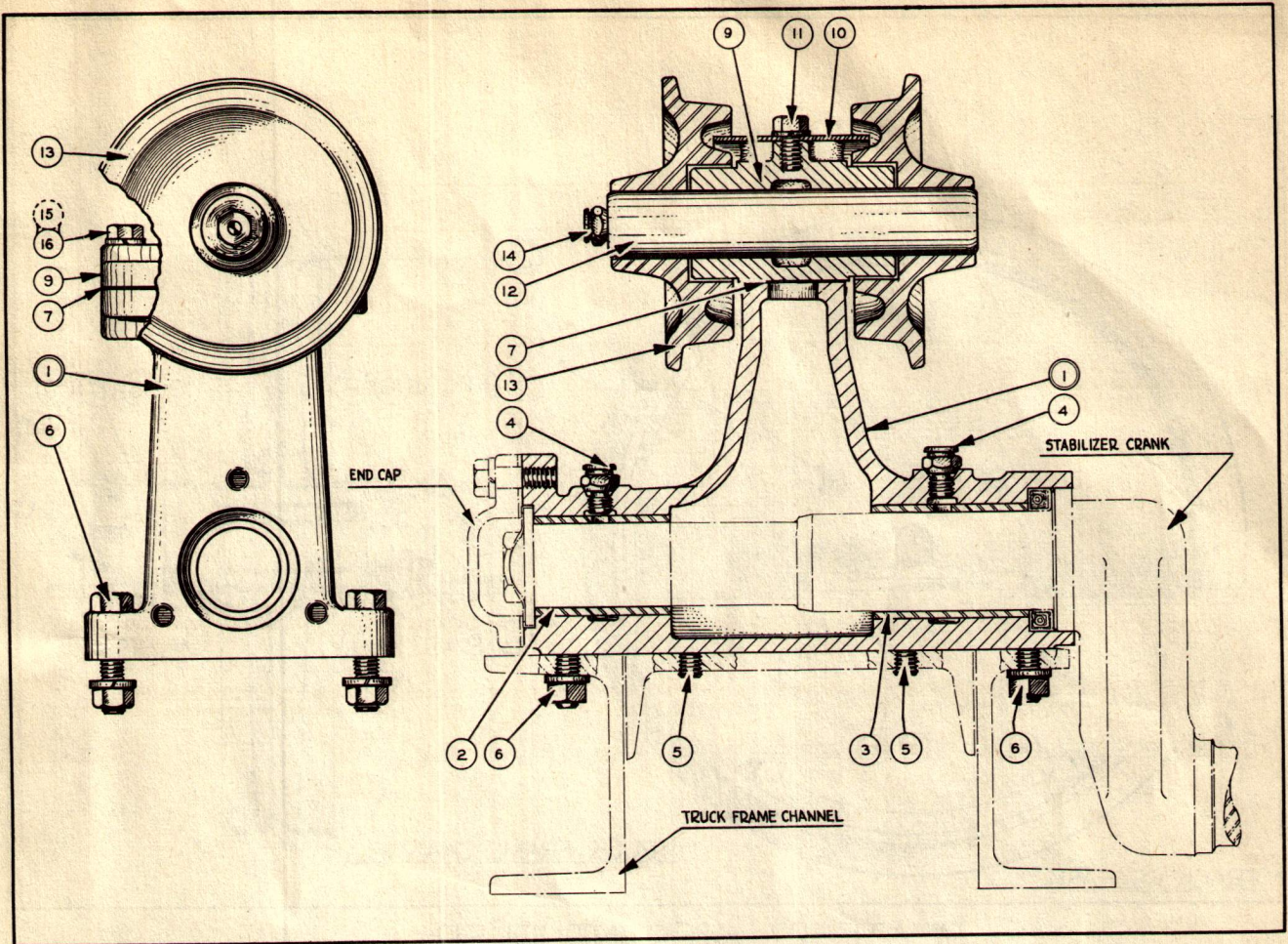


PLATE 26 - SUPPORT ROLLER

SUPPORT ROLLER
(SEE PLATE 26)

ITEM	PART NUMBER	QTY.	NAME
1	37080	2	SUPPORT ROLLER BRACKET ASSEMBLY (INCLUDES ITEMS 2 AND 3)
2	35827	2	CRANK BUSHING - OUTER } IN ITEM 1
3	35828	2	CRANK BUSHING - INNER }
4	36045	4	GREASE FITTING
5	35229	8	CAPSCREW 5/8" x 2"
	910807	8	LOCKWASHER 5/8" HEAVY
6	23618	8	CAPSCREW 5/8" x 2-1/2"
	911044	8	HEX NUT 5/8" N.F.
7	910807	8	LOCKWASHER 5/8" HEAVY
	38464	2	SUPPORT ROLLER GASKET

8	37696	2	SUPPORT ROLLER ASSEMBLY (CONSISTS OF ITEMS 9 TO 14 INCLUSIVE)
9	38019	2	SUPPORT ROLLER BRG. (WHEN FOR TRACTORS PRIOR TO K-6477, ORDER ITEM 16 ALSO)
10	35784	2	SUPPORT ROLLER DIRT SHED
11	35221	2	CAPSCREW 1/2" x 1"
	910806	2	LOCKWASHER 1/2" HEAVY
12	38010	2	SUPPORT ROLLER SHAFT
13	35781	4	SUPPORT ROLLER
14	36045	2	GREASE FITTING

15	35440	4	CAPSCREW 5/8" x 1-1/2" } DISCONTINUED ON TRACTOR K-6477
	910807	4	LOCKWASHER 5/8" HEAVY }
16	031990	4	CAPSCREW 5/8" x 2-1/2" } EFFECTIVE WITH TRACTOR K-6477
	910807	4	LOCKWASHER 5/8" HEAVY }

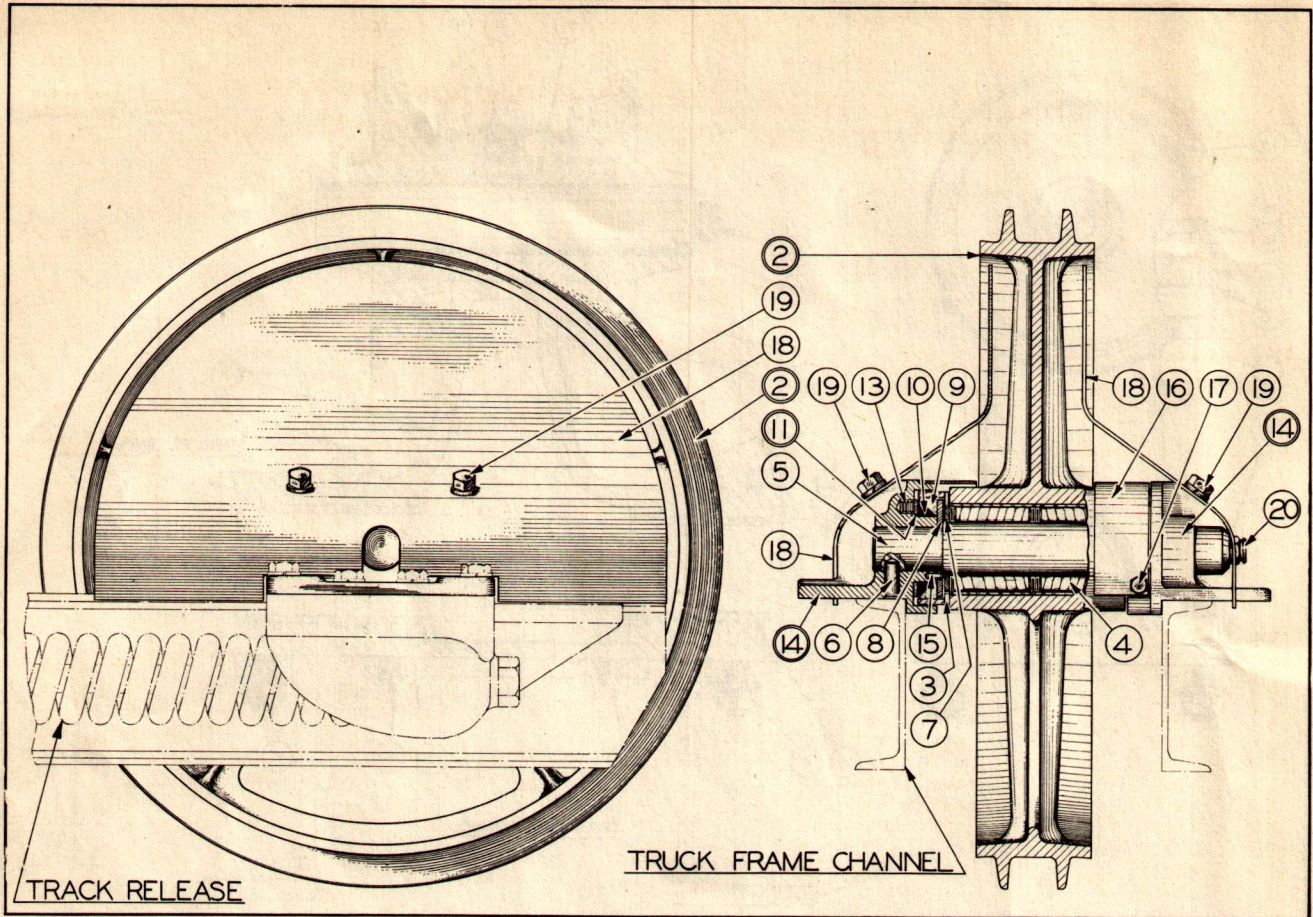


PLATE 27 - FRONT IDLER

FRONT TRACK IDLER
(SEE PLATE 27)

<u>ITEM</u>	<u>PART NUMBER</u>	<u>QTY.</u>	<u>NAME</u>
1	36250	2	FRONT IDLER ASSEMBLY (INCLUDES ITEMS 2 TO 20 INCLUSIVE)
2	36248	2	FRONT IDLER (INCLUDES ITEM 3)
3	36219	16	DOWEL PIN (IN ITEM 2)
4	#40003	4	HYATT ROLLER BEARING (#00506 ROLLER ASSEMBLY - #4803 RACE)
5	36903	2	FRONT IDLER SHAFT
6	35845	4	SHAFT DOWEL
7	36223	4	THRUST WASHER - INNER
8	36226	4	THRUST WASHER - OUTER
9	36225	4	OIL SEAL - OUTER (CUP)
10	36224	4	OIL SEAL - INNER (CONE)
11	36221	4	RETAINER ASSEMBLY (INCLUDES ITEM 12)
12	36220	8	DOWEL PIN (IN ITEM 11)
13	35048	12	SPRING
14	37048	4	BRACKET ASSEMBLY (INCLUDES ITEM 15)
15	{ 35741	12	HARD DOWEL
	{ 37058	4	SOFT DOWEL } IN ITEM 14
16	35762	2	HUB GUARD
17	{ 35244	8	CAPSCREW 3/8" x 3/4"
	{ 910804	8	LOCKWASHER 3/8" HEAVY
18	35763	4	IDLER GUARD
19	{ 35221	8	CAPSCREW 1/2" x 1"
	{ 910805	8	LOCKWASHER 1/2" HEAVY
20	36045	2	GREASE FITTING

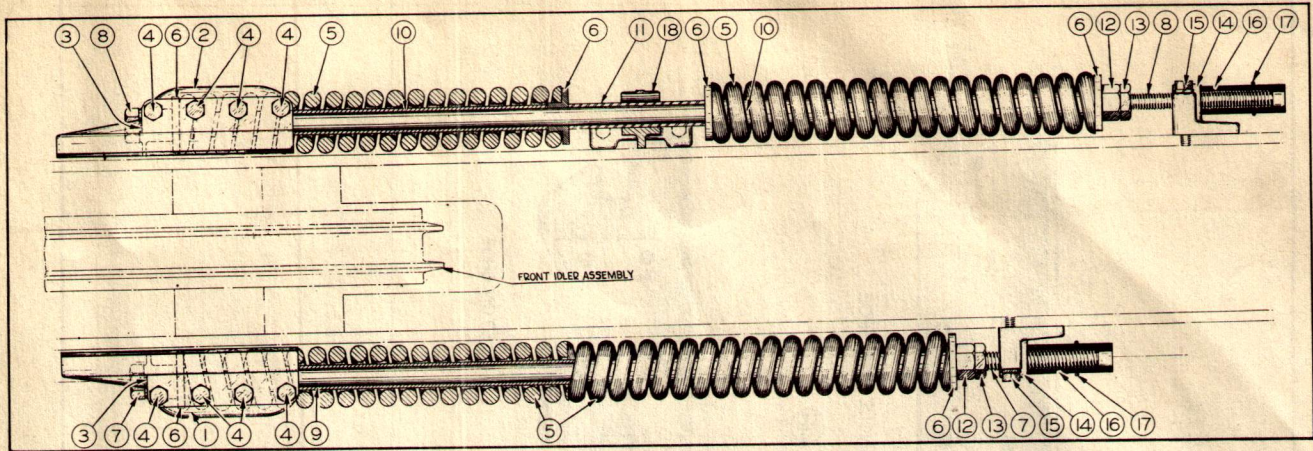


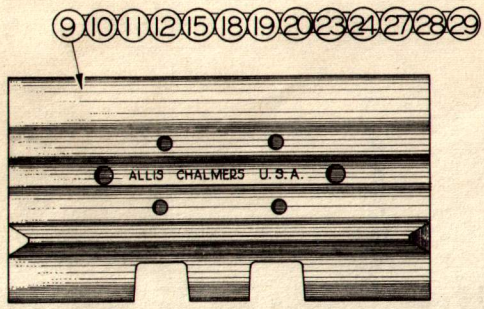
PLATE 28 - TRACK RELEASE SPRING

TRACK RELEASE SPRING
(SEE PLATE 28)

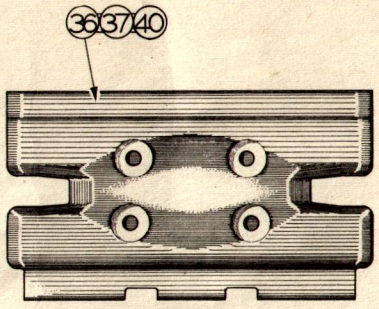
ITEM	PART NUMBER	QTY.	NAME
1	37953	2	RELEASE SPRING BRACKET - LEFT
2	37954	2	RELEASE SPRING BRACKET - RIGHT
3	37154		SPRING BRACKET SHIM 1/32" THICK (USE AS REQUIRED)
4	{ 21797	16	CAPSCREW 5/8" x 1-3/4"
	{ 910807	16	LOCKWASHER 5/8" HEAVY
5	37641	8	RELEASE SPRING
6	45110	12	SPRING SPACER
7	45109	2	RELEASE SPRING BOLT - OUTER 48" LONG
8	37207	2	RELEASE SPRING BOLT - INNER 59-1/2" LONG
9	45742	2	SPRING STOP - OUTER 32-1/2" LONG
10	37209	4	SPRING STOP - INNER 15-1/2" LONG
11	37208	2	SPACER 11-1/2" LONG
12	36799	4	HEX NUT
13	36810	4	HEX JAM NUT
14	45113	4	SPRING BOLT BRACKET
15	{ 13467	8	CAPSCREW 5/8" x 3"
	{ 910807	8	LOCKWASHER 5/8" HEAVY
16	36161	4	GUARD HOSE
17	70101	4	GUARD HOSE WIRE
18	38394	2	INNER SPRING BOLT SUPPORT

TRUCK WHEEL
(SEE PLATE 29)

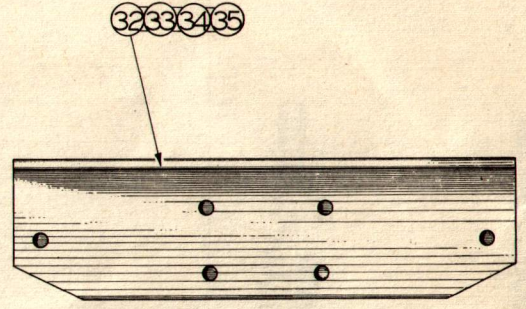
1	36237	6	TRUCK WHEEL ASSEMBLY - COMPLETE (SINGLE FLANGE)
2	36238	4	TRUCK WHEEL ASSEMBLY - COMPLETE (DOUBLE FLANGE)
3	36230	6	TRUCK WHEEL - SINGLE FLANGE (INCLUDES ITEM 5)
4	36231	4	TRUCK WHEEL - DOUBLE FLANGE (INCLUDES ITEM 5)
5	36219	80	DOWEL PIN (IN ITEMS 3 AND 4)
6	#40003	20	HYATT ROLLER BEARING (#00506 ROLLER ASSEMBLY - #4803 RACE)
7	36228	10	TRUCK WHEEL SHAFT
8	35844	20	DOWEL
9	36223	20	THRUST WASHER - INNER
10	36226	20	THRUST WASHER - OUTER
11	36225	20	OIL SEAL - OUTER (CUP)
12	36224	20	OIL SEAL - INNER (CONE)
13	36221	20	RETAINER ASSEMBLY (INCLUDES ITEM 14)
14	36220	40	DOWEL PIN (IN ITEM 13)
15	35048	60	SPRING
16	36229	20	TRUCK WHEEL BRACKET ASSEMBLY (INCLUDES ITEM 17)
17	{ 35741	60	HARD DOWEL PIN
	{ 37058	20	SOFT DOWEL PIN
18	36045	10	GREASE FITTING



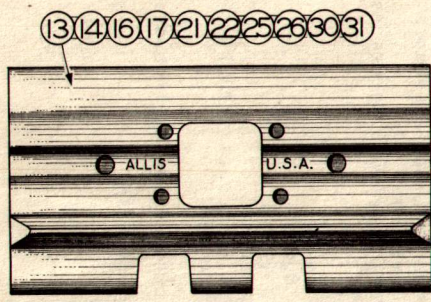
GROUSER SHOE



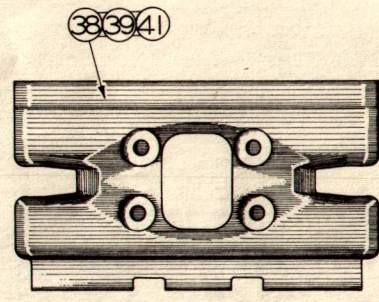
FLAT SHOE



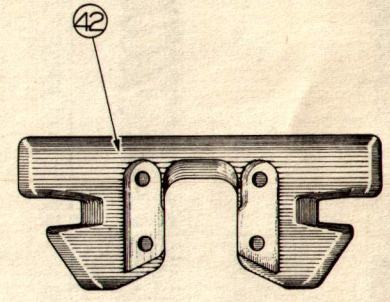
ANGLE IRON SHOE



GROUSER SHOE - CUT OUT

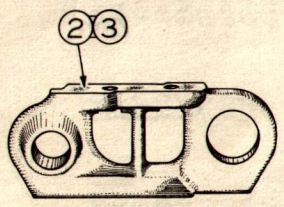


FLAT SHOE - CUT OUT



SKELETON SHOE

TRACK SHOES



SIDE BAR (LEFT SHOWN)



TRACK PIN



TRACK BUSHING



TRACK BOLT



HIGH NUT



MASTER PIN

TRACK RAIL PARTS

PLATE 30 - TRACK

42

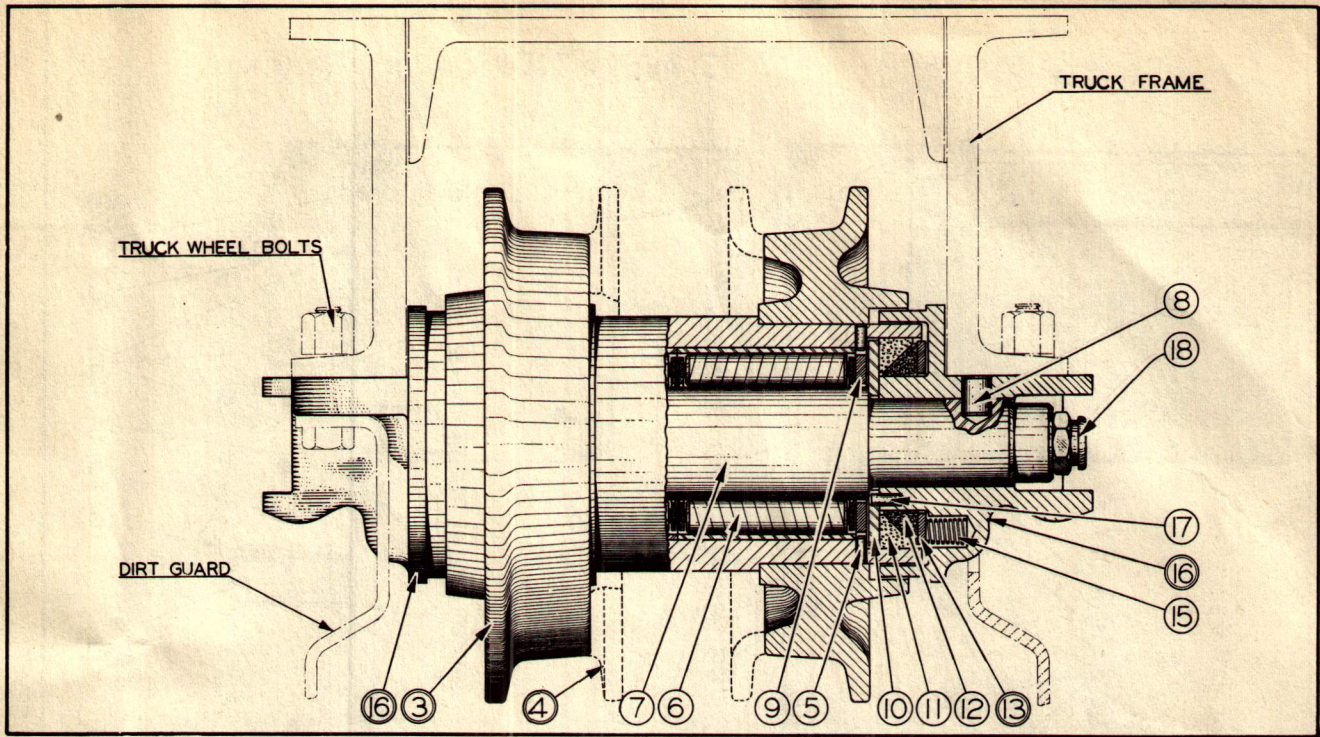


PLATE 29 - TRUCK WHEEL

TRACKS
(SEE PLATE 30)

ITEM	PART NUMBER	QTY.	NAME	
1	36078	2	TRACK RAIL ASSEMBLY - 34 LINKS (INCLUDES ITEMS 2 TO 6 INCLUSIVE)	
2	35001	68	SIDE BAR - LEFT	
3	35002	68	SIDE BAR - RIGHT	
4	35556	68	TRACK BUSHING	
5	35006	66	TRACK PIN	
6	35009	2	MASTER PIN	
7	35574	272	TRACK BOLT	
8	38234	272	HIGH NUT	
9	36442	68	GROUSER SHOE 15" (STANDARD EQUIPMENT)	
10	36835	68	GROUSER SHOE 7"	
11	36077	68	GROUSER SHOE 13"	} SPECIAL EQUIPMENT
12	38035	68	GROUSER SHOE 13" - HEAT TREATED	
13	36590	68	GROUSER SHOE 13" - CUT-OUT	
14	38037	68	GROUSER SHOE 13" - CUT-OUT (HEAT TREATED)	
15	37905	68	GROUSER SHOE 15" - HEAT TREATED	
16	36928	68	GROUSER SHOE 15" - CUT-OUT	
17	38039	68	GROUSER SHOE 15" - CUT-OUT (HEAT TREATED)	
18	36411	68	GROUSER SHOE 16"	} SPECIAL EQUIPMENT - FOR USE ON MODEL "WK" WIDE TREAD TRACTORS ONLY.
19	36443	68	GROUSER SHOE 18"	
20	37288	68	GROUSER SHOE 18" - HEAT TREATED	
21	38101	68	GROUSER SHOE 18" - CUT-OUT	
22	38471	68	GROUSER SHOE 18" - CUT-OUT (HEAT TREATED)	
23	38102	68	GROUSER SHOE 24"	
24	38477	68	GROUSER SHOE 24" - HEAT TREATED	
25	38475	68	GROUSER SHOE 24" - CUT-OUT	
26	38479	68	GROUSER SHOE 24" - CUT-OUT (HEAT TREATED)	
27	38047	68	GROUSER SHOE 26"	
28	38122	68	GROUSER SHOE 28"	} SPECIAL EQUIPMENT
29	38482	68	GROUSER SHOE 28" - HEAT TREATED	
30	38480	68	GROUSER SHOE 28" - CUT-OUT	
31	38484	68	GROUSER SHOE 28" - CUT-OUT (HEAT TREATED)	
32	36445	68	ANGLE IRON SHOE 18"	
33	36444	68	ANGLE IRON SHOE 24"	
34	36317	68	ANGLE IRON SHOE 28"	} SPECIAL EQUIPMENT
35	36201	68	ANGLE IRON SHOE 15"	
36	35874	68	FLAT SHOE 13"	
37	38284	68	FLAT SHOE 13" - HEAT TREATED	
38	36326	68	FLAT SHOE 13" - CUT-OUT	
39	36243	68	FLAT SHOE 13" - CUT-OUT (HEAT TREATED)	
40	38043	68	FLAT SHOE 15" - HEAT TREATED	
41	38419	68	FLAT SHOE 15" - CUT-OUT (HEAT TREATED)	
42	36480	68	SKELETON FLAT SHOE 13"	
43	36057	68	RUBBER FACED SHOE 13"	
44	36058	68	RUBBER SHOE ADAPTER (USED WITH ITEM 43)	

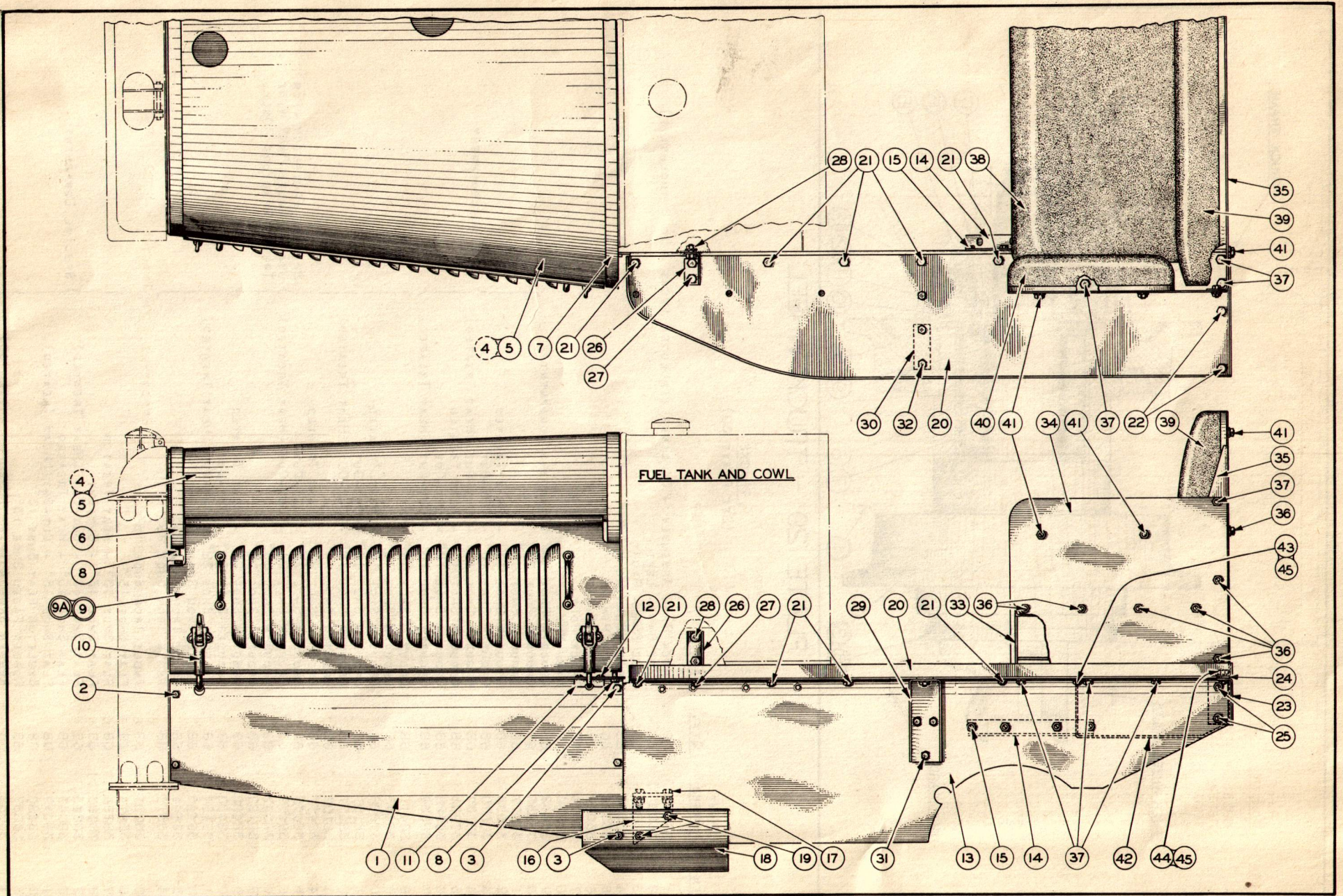


PLATE 31 - FENDERS, HOOD AND SEAT

FRONT FENDER AND HOOD

(SEE PLATE 31)

ITEM	PART NUMBER	QTY.	NAME	
1	38353	1	FRONT FENDER - LEFT	
	38354	1	FRONT FENDER - RIGHT	
2	13058	4	CAPSCREW 3/8" x 1-1/4"	
	911026	4	HEX NUT 3/8" N.C.	
	910804	4	LOCKWASHER 3/8" HEAVY	
3	36034	6	CAPSCREW 3/8" x 1"	
	911041	6	HEX NUT 3/8" N.F.	
	910804	6	LOCKWASHER 3/8" HEAVY	
4	38351	1	HOOD TOP PLATE (DISCONTINUED ON TRACTOR K-7284)	
5	032563	1	HOOD TOP PLATE (EFFECTIVE WITH TRACTOR K-7284)	
6	E-1611	1	HOOD STRAP - FRONT	
7	38346	1	HOOD STRAP - REAR	
8	030786	4	MACHINE BOLT 3/8" x 2"	
	900405	4	SQUARE NUT 3/8" N.C.	
9	37765	1	HOOD SIDE PLATE ASSEMBLY - LEFT	} FOR TRACTORS PRIOR TO K-7284 ONLY
	37766	1	HOOD SIDE PLATE ASSEMBLY - RIGHT	
9A	032838	1	HOOD SIDE PLATE ASSEMBLY - LEFT	} FOR TRACTORS K-7284 AND ABOVE
	032839	1	HOOD SIDE PLATE ASSEMBLY - RIGHT	
10	37AB	4	HOOD FASTENER COMPLETE (RIVETED TO ITEMS 9 AND 9A)	} SPECIAL EQUIPMENT
11	71755	2	HOOD FASTENER ANGLE CLIP	
12	900865	4	STOVE BOLT 1/4" x 3/4" WITH SQUARE NUT	
	910802	4	LOCKWASHER 1/4"	

REAR FENDER
(SEE PLATE 31)

13	030003	1	REAR FENDER - LEFT	
	030004	1	REAR FENDER - RIGHT	
14	38311	2	SUPPORT ANGLE	
	36034	8	CAPSCREW 3/8" x 1"	
15	911041	8	HEX NUT 3/8" N.F.	
	910804	8	LOCKWASHER 3/8" HEAVY	
16	36116	1	FENDER SUPPORT BRACKET - LEFT	
	36117	1	FENDER SUPPORT BRACKET - RIGHT	
17	35073	4	CAPSCREW 1/2" x 1-3/4"	
	911043	4	HEX NUT 1/2" N.F.	
18	910806	4	LOCKWASHER 1/2" HEAVY	
	37855	1	STABILIZER CRANK GUARD - LEFT	
19	37856	1	STABILIZER CRANK GUARD - RIGHT	
	12992	4	CAPSCREW 3/8" x 1-1/4"	
20	911041	4	HEX NUT 3/8" N.F.	
	910804	4	LOCKWASHER 3/8" HEAVY	
21	030005	1	TRACK FENDER - LEFT	
	030006	1	TRACK FENDER - RIGHT	
22	36032	12	CAPSCREW 3/8" x 3/4"	
	911041	12	HEX NUT 3/8" N.F.	
23	910804	12	LOCKWASHER 3/8" HEAVY	
	36034	4	CAPSCREW 3/8" x 1"	
24	911041	4	HEX NUT 3/8" N.F.	
	910804	4	LOCKWASHER 3/8" HEAVY	
25	030013	1	REAR BRACE - LEFT	
	030014	1	REAR BRACE - RIGHT	
26	030008	2	FILLER STRIP	
	12992	4	CAPSCREW 3/8" x 1-1/4"	
27	911041	4	HEX NUT 3/8" N.F.	
	910804	4	LOCKWASHER 3/8" HEAVY	
28	030015	1	FRONT BRACE - LEFT	
	030016	1	FRONT BRACE - RIGHT	
29	36034	4	CAPSCREW 3/8" x 1"	
	911041	4	HEX NUT 3/8" N.F.	
30	910804	4	LOCKWASHER 3/8" HEAVY	
	36032	4	CAPSCREW 3/8" x 3/4"	
31	911041	4	HEX NUT 3/8" N.F.	
	910804	4	LOCKWASHER 3/8" HEAVY	
32	36034	6	CAPSCREW 3/8" x 1"	
	911041	6	HEX NUT 3/8" N.F.	
33	910804	6	LOCKWASHER 3/8" HEAVY	
	031667	2	CENTER BRACE	} EFFECTIVE WITH TRACTOR K-6069
031668	2	CENTER BRACE SPACER		

SEAT
(SEE PLATE 31)

ITEM	PART NUMBER	QTY.	NAME
33	38379	1	SEAT FRAME
34	030009	1	SEAT SIDE PLATE - LEFT
	030010	1	SEAT SIDE PLATE - RIGHT
35	030007	1	SEAT BACK
36	36032	14	CAPSCREW 3/8" x 3/4"
	911041	14	HEX NUT 3/8" N.F.
	910804	14	LOCKWASHER 3/8" HEAVY
	36034	8	CAPSCREW 3/8" x 1"
37	911041	8	HEX NUT 3/8" N.F.
	910804	8	LOCKWASHER 3/8" HEAVY
	38303	1	SEAT CUSHION
39	38304	1	BACK CUSHION
40	35977	2	SIDE CUSHION
41	911026	8	HEX NUT 3/8" N.C.
	910804	8	LOCKWASHER 3/8" HEAVY
42	031822	1	REAR ENCLOSURE PLATE AND BATTERY SUPPORT
43	12992	4	CAPSCREW 3/8" x 1-1/4"
44	36032	4	CAPSCREW 3/8" x 3/4"
45	911041	8	HEX NUT 3/8" N.F.
	910804	8	LOCKWASHER 3/8" HEAVY

} EFFECTIVE WITH TRACTOR K-6335

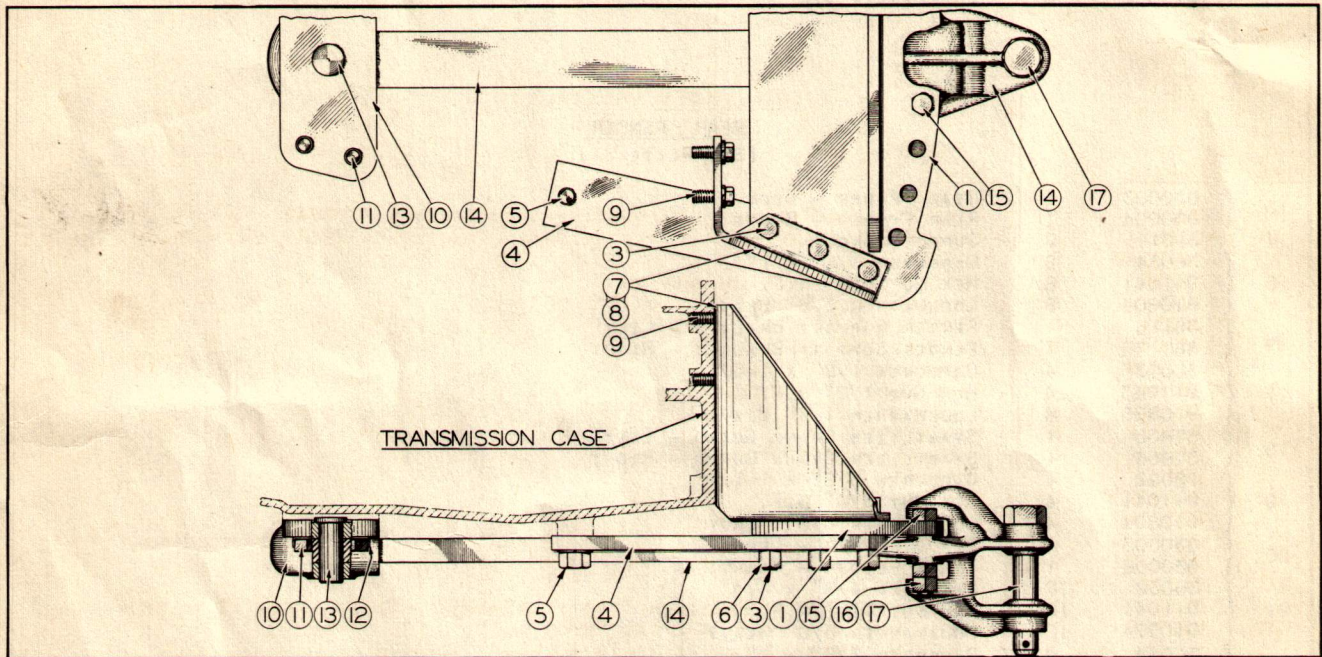


PLATE 32 - DRAWBAR

DRAWBAR
(SEE PLATE 32)

ITEM	PART NUMBER	QTY.	NAME
1	032061	1	DRAWBAR PLATE
2	13013	6	CAPSCREW 7/8" x 2-3/4" (DISCONTINUED ON TRACTOR K-6988)
3	13006	6	CAPSCREW 7/8" x 3-3/4" (DISCONTINUED ON TRACTOR K-6988)
4	032117	2	PLATE SUPPORT
5	37694	2	CAPSCREW 1" x 3"
	910811	2	LOCKWASHER 1"
6	70400	6	HIGH NUT
7	38237	1	DRAWBAR PLATE BRACE - LEFT
8	38238	1	DRAWBAR PLATE BRACE - RIGHT
9	70792	8	CAPSCREW 3/4" x 2-1/2"
	910809	8	LOCKWASHER 3/4" HEAVY
10	38229	1	DRAWBAR STIRRUP
11	37694	4	CAPSCREW 1" x 3"
12	38233	2	SCREW LOCK
13	38235	1	DRAWBAR PIN - FRONT
14	38472	1	DRAWBAR
15	38203	2	CAPSCREW 1" x 4-1/2"
16	911047	4	HEX NUT 1" N.F.
17	23858	1	DRAWBAR COUPLING PIN - REAR

} EFFECTIVE WITH TRACTOR K-6988

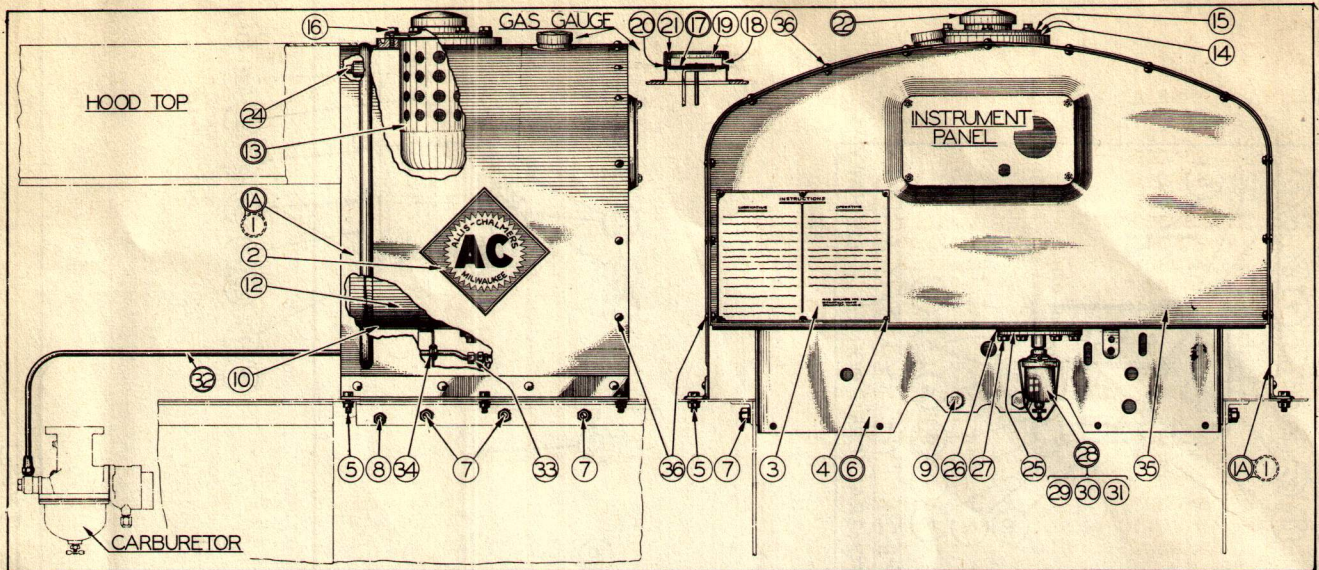


PLATE 33 - FUEL SYSTEM AND COWL

FUEL SYSTEM AND COWL

(SEE PLATE 33)

ITEM	PART NUMBER	QTY.	NAME
1	38321	1	COWL RIVETED ASSEMBLY (DISCONTINUED ON TRACTOR K-7284)
1A	032814	1	COWL RIVETED ASSEMBLY (EFFECTIVE WITH TRACTOR K-7284)
2	AM-8748	2	A-C TRANSFER
3	37650	1	INSTRUCTION PLATE (ALUMINUM)
4	910219	6	PARKER DRIVE SCREW #7 x 5/16"
5	36034	6	CAPSCREW 3/8" x 1"
	911041	6	HEX NUT 3/8" N.F.
6	910804	6	LOCKWASHER 3/8" HEAVY
	38194	1	TANK SUPPORT RIVETED ASSEMBLY
7	36034	6	CAPSCREW 3/8" x 1"
	911041	6	HEX NUT 3/8" N.F.
8	910804	6	LOCKWASHER 3/8" HEAVY
	12992	2	CAPSCREW 3/8" x 1-1/4"
9	911041	2	HEX NUT 3/8" N.F.
	910804	2	LOCKWASHER 3/8" HEAVY
10	35159	2	CAPSCREW 5/8" x 1"
	910807	2	LOCKWASHER 5/8" HEAVY
11	71002	5	FELT PAD
12	38352	1	FUEL TANK (DISCONTINUED ON TRACTOR *K-5699 - ORDER ITEMS 12 TO 16)
13	038191	1	FUEL TANK (WHEN FOR TRACTORS PRIOR TO K-6340, ORDER ITEMS 13 TO 16 ALSO)
14	030259	1	FUEL TANK FILTER ASSY. (CONSISTS OF 1-SPOUT 1-SHELL, 1-SCREEN, 1-RING AND 1-BOTTOM SEPARATE PARTS NOT SERVICED)
15	030501	2	FUEL FILTER GASKET
16	030502	1	FUEL FILTER CLAMP
17	36034	6	CAPSCREW 3/8" x 1"
	910804	6	LOCKWASHER 3/8" HEAVY
18	031641	1	FLOAT AND DIAL ASSEMBLY
19	031242	1	CORK GASKET (THICK)
20	031241	1	GAUGE GLASS
21	031243	1	GAUGE CAP
22	031240	1	CAP GASKET (THIN)
23	71545	1	FUEL TANK CAP (INCLUDES ITEM 23)
24	U-2964	1	FUEL TANK CAP GASKET
25	901651	1	PIPE PLUG 1/8" STD.
26	38221	1	BOTTOM PLATE
27	71768	1	BOTTOM PLATE GASKET
28	36032	6	CAPSCREW 3/8" x 1"
	910804	6	LOCKWASHER 3/8" HEAVY
29	854018	1	A-C FUEL FILTER - COMPLETE
30	854004	1	GLASS BOWL FOR FILTER
31	854003	1	CORK GASKET FOR FILTER
32	854053	1	MESH SCREEN FOR FILTER
33	37061	1	FUEL LINE ASSEMBLY
34	910859	1	STRAIGHT FITTING
35	36887	1	RUBBER BUSHING
36	38320	1	DASH PLATE
36	900863	13	STOVE BOLT 1/4" N.C. x 1/2" WITH NUT
	910802	13	LOCKWASHER 1/4"

EFFECTIVE WITH TRACTOR *K-5699

EFFECTIVE WITH TRACTOR K-6340

FILTER REPAIR PARTS

*ALSO TRACTORS K-5590, K-5602 TO K-5611, AND K-5689

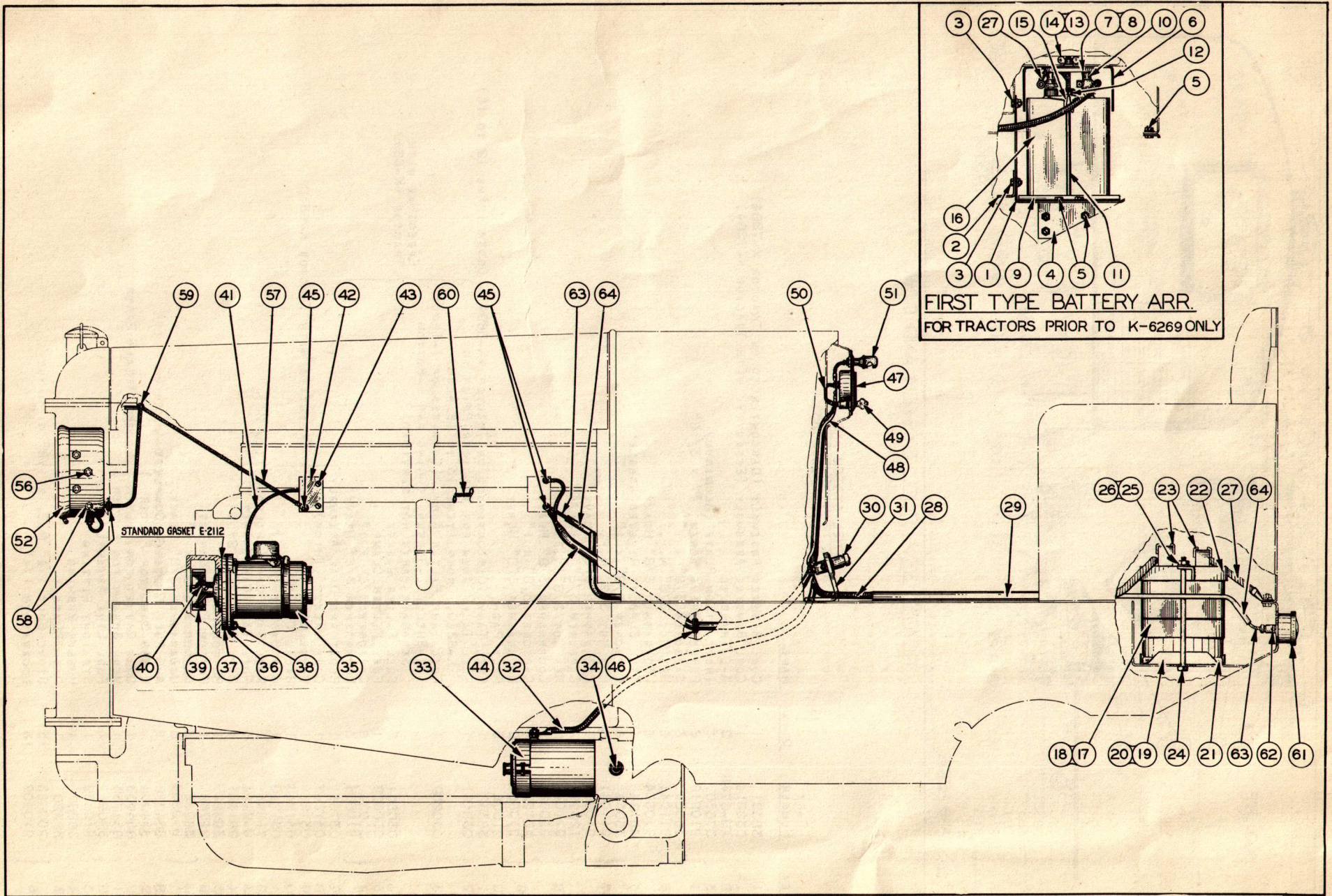


PLATE 34 - STARTING AND LIGHTING EQUIPMENT (FIRST TYPE)

SPECIAL EQUIPMENT

STARTING AND LIGHTING EQUIPMENT

<u>ITEM</u>	<u>PART NUMBER</u>	<u>QTY.</u>	<u>NAME</u>
			<u>FIRST TYPE - TRACTORS PRIOR TO APPROXIMATELY K-7300 ONLY (SEE PLATE 34)</u>
1	38374	1	BATTERY BOX
2	38376	2	BATTERY BOX SUPPORT
3	36032	7	CAPSCREW 3/8" x 3/4"
	911041	7	HEX NUT 3/8" N.F.
4	910804	7	LOCKWASHER 3/8" HEAVY
	38381	1	SUPPORT ANGLE - LEFT
5	38382	1	SUPPORT ANGLE - RIGHT
	12992	14	CAPSCREW 3/8" x 1-1/4"
6	911041	14	HEX NUT 3/8" N.F.
	910804	14	LOCKWASHER 3/8" HEAVY
7	38380	1	BATTERY BOX COVER
8	38501	1	COVER LINING
	35244	3	CAPSCREW 3/8" x 3/4"
9	911026	3	HEX NUT 3/8" N.C.
	910804	3	LOCKWASHER 3/8" HEAVY
10	38504	1	BATTERY BASE BOARD
11	12701	12	RUBBER STOPPER #22
12		2	BATTERY BOLT
13		2	HEX NUT 3/8" N.C.
14	904155	4	LOCKWASHER 3/8" HEAVY
15	36393	2	WING NUT 3/8" N.C.
16	6LXRH 13-1	2	BATTERY CLAMP
17	031820	1	EXIDE BATTERY - 12 VOLT
18	031865	2	EXIDE BATTERY - 6 VOLT
19	031921	1	CABLE 9" LONG (CONNECTS 2 BATTERIES)
20	36032	2	BATTERY RETAINER
	911041	4	CAPSCREW 3/8" x 3/4"
21	910804	4	HEX NUT 3/8" N.F.
	031920	4	LOCKWASHER 3/8" HEAVY
22	031850	6	BATTERY BOTTOM BOARD
23	031305	2	BATTERY HOLD-DOWN
24	36299	4	RUBBER BLOCK
25	911026	3	BATTERY HOLD-DOWN BOLT
	910804	3	HEX NUT 3/8" N.C.
26	911115	3	LOCKWASHER 3/8" HEAVY
27	21629	1	PLAIN WASHER 3/8" STD.
28	38549	1	CABLE - BATTERY TO GROUND 12" LONG
29	38544	1	CABLE - BATTERY TO SWITCH 42" LONG
30	23459	1	CABLE GUARD
31	38547	1	STARTER SWITCH
32	38548	1	STARTER SWITCH BRACKET
33	E-2592	1	CABLE - SWITCH TO STARTER 42" LONG
34	E-2114	1	AUTOLITE STARTING MOTOR - TYPE ML-4177
	911036	1	SET SCREW
35	E-2224	1	HEX JAM NUT 5/8" N.C.
36	E-2123	1	AUTOLITE GENERATOR - TYPE GAE-4026
37	E-2098	1	GENERATOR GASKET
	E-2125	1	GENERATOR ADAPTER
38	911027	3	GENERATOR STUD
	910805	3	HEX NUT 7/16" N.C.
39	E-2097	3	LOCKWASHER 7/16" HEAVY
40	910184	1	GENERATOR GEAR 26 T.
41	36303	1	WOODRUFF KEY #8
42	28193	1	WIRE - GENERATOR TO TERMINAL PLATE 34" LONG
43	900863	1	TERMINAL PLATE - FIBRE
	910802	2	STOVE BOLT 1/4" x 3/4" WITH NUTS
44	38556	2	LOCKWASHER 1/4"
	901184	1	WIRE AND LOOM ASSEMBLY - 2 WIRES
45	901007	3	BRASS MACHINE SCREW #10-24 x 1/2"
	901310	6	BRASS WASHER #10 STD.
46	36888	3	HEX NUT #10-24
47	030196	1	RUBBER BUSHING
48	23148	1	AMMETER
49	36893	1	WIRE - STARTER SWITCH TO AMMETER 26" LONG
50	11185	1	LIGHT SWITCH
51	13507	1	WIRE - LIGHT SWITCH TO AMMETER 6" LONG
	031806	1	DASH LIGHT
			DASH LIGHT BULB - 12 VOLT

FIRST TYPE BATTERY ARRANGEMENT
USED ON TRACTORS PRIOR TO K-6269
ITEM 16 IS NOT SERVICED. ORDER
ITEMS 17 TO 26 INCLUSIVE.

SECOND TYPE BATTERY ARRANGEMENT
EFFECTIVE APPROX. WITH TRACTOR K-6269

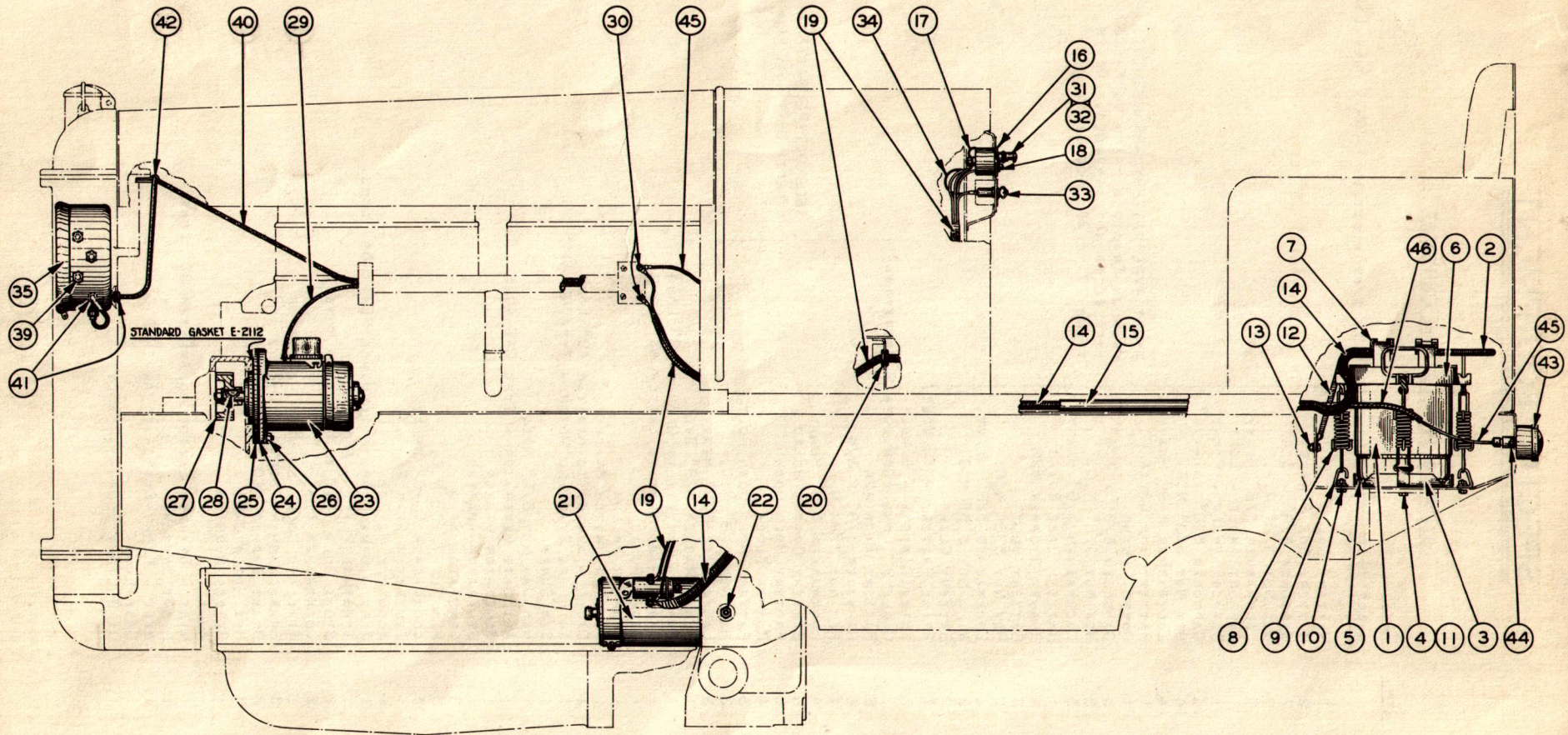


PLATE 35 - STARTING AND LIGHTING EQUIPMENT (SECOND TYPE)

STARTING AND LIGHTING EQUIPMENT (CONTINUED)

<u>ITEM</u>	<u>PART NUMBER</u>	<u>QTY.</u>	<u>NAME</u>
52	37131	1	HEADLIGHT - LEFT WITH 12 VOLT BULB
	37132	1	HEADLIGHT - RIGHT WITH 12 VOLT BULB
53	914530	2	HEADLIGHT LENS 7-7/8" DIAMETER
54	914531	2	HEADLIGHT MOULDING ASSEMBLY (RIM)
55	914535	2	HEADLIGHT LENS WASHER (CORK)
56	35244	6	CAPSCREW 3/8" x 3/4"
	910804	6	LOCKWASHER 3/8" HEAVY
57	36302	1	WIRE - HEADLIGHT TO TERMINAL PLATE
58	23176	4	RUBBER BUSHING
59	23217	2	HEADLIGHT WIRE CLIP
60	36304	1	WIRE - TERMINAL TO TERMINAL (HEADLIGHTS) 30" LONG
61	225A	1	TAIL LIGHT
62	911040	2	HEX NUT 1/4" N.F.
	910802	2	LOCKWASHER 1/4" HEAVY
63	72055	1	TAIL LIGHT WIRE 108" LONG
64	72056	1	TAIL LIGHT WIRE LOOM

HEADLIGHT REPAIRS

SECOND TYPE - TRACTORS APPROXIMATELY K-7300 AND ABOVE (SEE PLATE 35)

1	031820	2	EXIDE BATTERY - 6 VOLT
2	032728	1	CABLE 19" LONG (CONNECTS 2 BATTERIES)
3	031921	2	BATTERY RETAINER
4	36032	4	CAPSCREW 3/8" x 3/4"
	911041	4	HEX NUT 3/8" N.F.
	910804	4	LOCKWASHER 3/8" HEAVY
5	031920	6	BATTERY BOTTOM BOARD
6	032735	2	BATTERY HOLD-DOWN
7	031305	4	RUBBER BLOCK
8	032740	4	HOLD-DOWN SPRING
9	032737	4	HOLD-DOWN CLIP
10	36032	2	CAPSCREW 3/8" x 3/4"
	910041	2	HEX NUT 3/8" N.F.
	910804	2	LOCKWASHER 3/8" HEAVY
11	36034	2	CAPSCREW 3/8" x 1"
	911041	2	HEX NUT 3/8" N.F.
12	910804	2	LOCKWASHER 3/8" HEAVY
	21629	1	CABLE - BATTERY TO GROUND 12" LONG
13	36032	1	CAPSCREW 3/8" x 3/4"
	911041	1	HEX NUT 3/8" N.F.
	910804	1	LOCKWASHER 3/8" HEAVY
14	032738	1	CABLE - BATTERY TO STARTING MOTOR 80" LONG
15	38544	1	CABLE GUARD
16	030196	1	AMMETER
17	11185	1	WIRE - STARTER SWITCH TO AMMETER 6" LONG
18	031337	1	STARTER PUSH-BUTTON SWITCH
19	032806	1	WIRE AND LOOM ASSEMBLY - 4 WIRES
20	36888	1	RUBBER BUSHING
21	031676	1	AUTOLITE STARTING MOTOR - TYPE ML-4185
22	E-2114	1	SET SCREW
	911036	1	HEX JAM NUT 5/8" N.C.
23	E-2224	1	AUTOLITE GENERATOR - TYPE GAE-4026
24	E-2123	1	GENERATOR GASKET
25	E-2098	1	GENERATOR ADAPTER
26	E-2125	3	GENERATOR STUD
	911027	3	HEX NUT 7/16" N.C.
	910805	3	LOCKWASHER 7/16" HEAVY
27	E-2097	1	GENERATOR GEAR 26 T.
28	910184	1	WOODRUFF KEY #8
29	36303	1	WIRE - GENERATOR TO TERMINAL PLATE 34" LONG
30	901184	2	BRASS MACHINE SCREW #10-24 x 1/2"
	901007	2	BRASS WASHER #10 STD.
	901310	2	HEX NUT #10-24
31	13507	1	DASH LIGHT
32	031806	1	DASH LIGHT BULB - 12 VOLT
33	36893	1	LIGHT SWITCH
34	11185	1	WIRE - LIGHT SWITCH TO AMMETER 6" LONG
35	37131	1	HEADLIGHT - LEFT WITH 12 VOLT BULB
	37132	1	HEADLIGHT - RIGHT WITH 12 VOLT BULB
36	914530	2	HEADLIGHT LENS 7-7/8" DIAMETER
37	914531	2	HEADLIGHT MOULDING ASSEMBLY (RIM)
38	914535	2	HEADLIGHT LENS WASHER (CORK)
39	35244	6	CAPSCREW 3/8" x 3/4"
	910804	6	LOCKWASHER 3/8" HEAVY
40	36302	1	WIRE - HEADLIGHTS TO TERMINAL PLATE
41	23176	4	RUBBER BUSHING
42	23217	2	HEADLIGHT WIRE CLIP
43	225A	1	TAIL LIGHT
44	911040	2	HEX NUT 1/4" N.F.
	910802	2	LOCKWASHER 1/4" HEAVY
45	72055	1	TAIL LIGHT WIRE 108" LONG
46	72056	1	TAIL LIGHT WIRE LOOM

HEADLIGHT REPAIRS

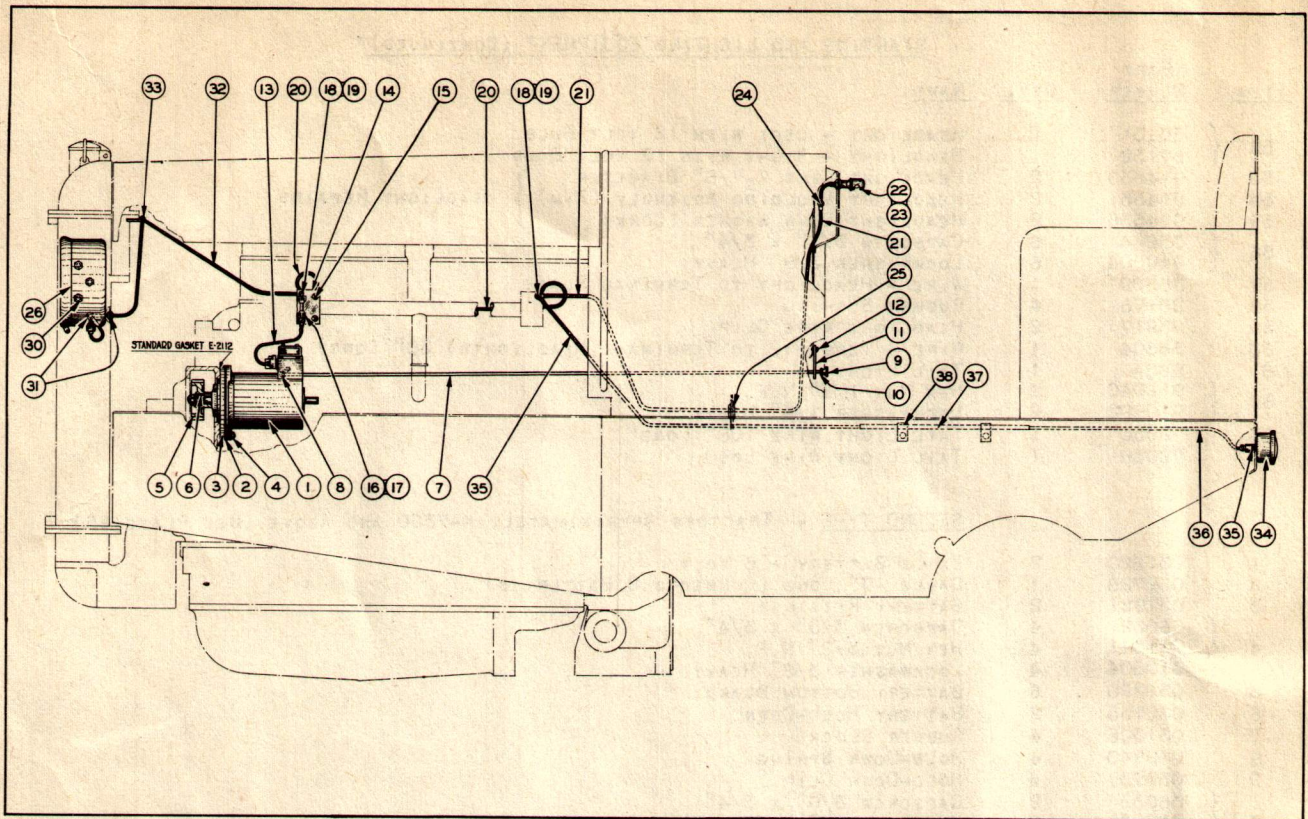


PLATE 36 - LIGHTING EQUIPMENT

LIGHTING EQUIPMENT

(SEE PLATE 36)

(NO BATTERY REQUIRED)

ITEM	PART NUMBER	QTY.	NAME
1	38395	1	BOSCH LIGHTING GENERATOR - 6 VOLT
2	E-2123	1	GENERATOR GASKET
3	E-2098	1	GENERATOR ADAPTER
4	E-2125	3	STUD
	911027	3	HEX NUT 7/16" N.C.
5	910805	3	LOCKWASHER 7/16" HEAVY
	E-2097	1	GENERATOR GEAR 26 T.
6	910184	1	WOODRUFF KEY #8
7	37809	1	GENERATOR CONTROL ROD
8	900801	1	COTTER PIN 3/32" x 3/4"
9	37605	1	CONTROL ROD BUTTON
10	911024	1	HEX NUT 1/4" N.C.
11	37810	1	CONTROL ROD BRACKET
12	900556	2	MACHINE SCREW #10-32 x 3/8"
	904203	2	LOCKWASHER #10
13	37828	1	WIRE - GENERATOR TO TERMINAL PLATE 10" LONG
14	28193	1	TERMINAL PLATE
15	900865	2	STOVE BOLT 1/4" x 3/4" WITH NUTS
	910802	2	LOCKWASHER 1/4" HEAVY
16	031868	2	FUSE BASE ASSEMBLY
17	031867	1	5 AMPERE FUSE - 25 VOLT
18	904203	3	BRASS MACHINE SCREW #10-32 x 1/2"
		3	LOCKWASHER #10
		3	HEX NUT #10-32
19	901007	3	BRASS WASHER #10
20	36304	1	WIRE - TERMINAL TO TERMINAL 30" LONG
21	45587	1	WIRE - TERMINAL TO DASH LIGHT 46-1/2" LONG
22	13507	1	DASH LIGHT
23	031805	1	DASH LIGHT BULB - 6 VOLT
24	911109	1	BRASS SCREW #10-24 x 1/4"
	901310	1	HEX NUT #10-24
25	36888	1	RUBBER BUSHING
26	37131	1	HEADLIGHT - LEFT
	37132	1	HEADLIGHT - RIGHT
27	914530	2	HEADLIGHT LENS 7-7/8" DIAMETER
28	914531	2	HEADLIGHT MOULDING ASSEMBLY (RIM)
29	914535	2	HEADLIGHT LENS WASHER (CORK)
30	35244	6	CAPSCREW 3/8" x 3/4"
	910804	6	LOCKWASHER 3/8" HEAVY
31	23176	4	RUBBER BUSHING
32	36302	1	WIRE - HEADLIGHTS TO TERMINAL PLATE
33	23217	2	HEADLIGHT WIRE CLIP
34	225A	1	TAIL LIGHT
35	911040	2	HEX NUT 1/4" N.F.
	910802	2	LOCKWASHER 1/4" HEAVY
36	72055	1	TAIL LIGHT WIRE 108" LONG
37	72056	1	TAIL LIGHT WIRE LOOM
38	23934	3	TAIL LIGHT WIRE CLIP

POWER TAKEOFF (ENGINE SPEED)
(SEE PLATE 37)

<u>ITEM</u>	<u>PART NUMBER</u>	<u>QTY.</u>	<u>NAME</u>
1	36135	1	BRACKET
1A	38564	1	CORK PLUG
2	901655	2	PIPE PLUG 3/4" STD.
3	901652	1	PIPE PLUG 1/4" STD.
4	911076	1	45° STREET ELL 1"
5	901656	1	PIPE PLUG 1" STD.
6	#444	2	TIMKEN ROLLER ASSEMBLY
7	#432	2	TIMKEN CUP
8	36139	1	SHAFT
9	36137	1	BEARING RETAINER - FRONT
10	36143	1	FELT PACKING
11	36140	2	SHIM .005" THICK } USE AS REQUIRED
	36141	2	
	36142	4	
12	13044	8	CAPSCREW 3/8" x 7/8" - DRILLED HEAD
	35075	1	LOCKWIRE 1/16" x 20"
13	36215	1	BEARING RETAINER - REAR
14	36216	1	FELT PACKING
15	13058	8	CAPSCREW 3/8" x 1-1/4"
	911026	8	HEX NUT 3/8" N.C.
16	36138	1	SPACER
17	45358	1	WASHER
18	13044	2	CAPSCREW 3/8" x 7/8" - DRILLED HEAD
	032943	1	LOCKWIRE 1/16" x 4"
19	36002	1	SPLINED COUPLING
20	38565	1	COUPLING SPACER
21	36707	8	CAPSCREW 5/8" x 1-3/4"

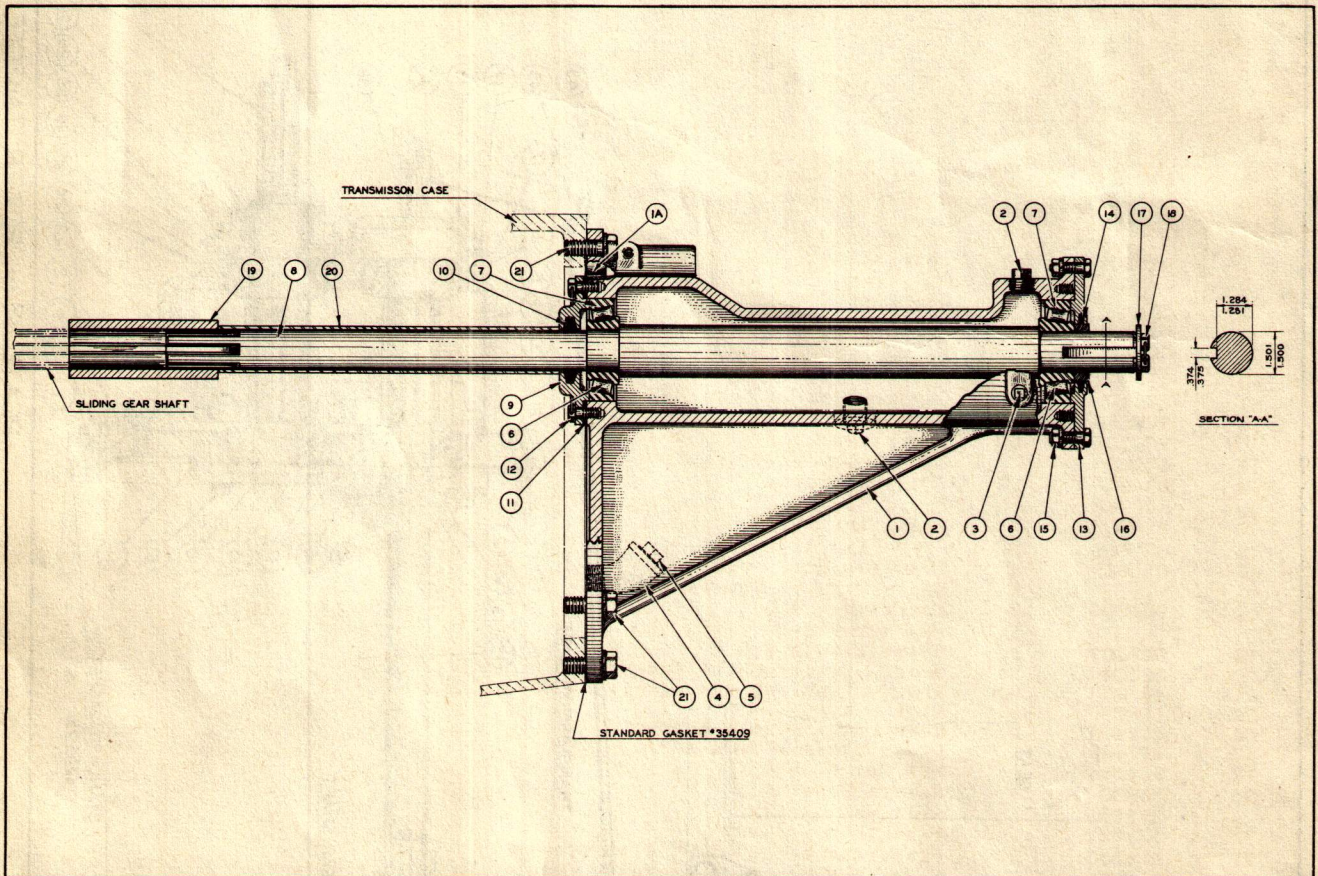
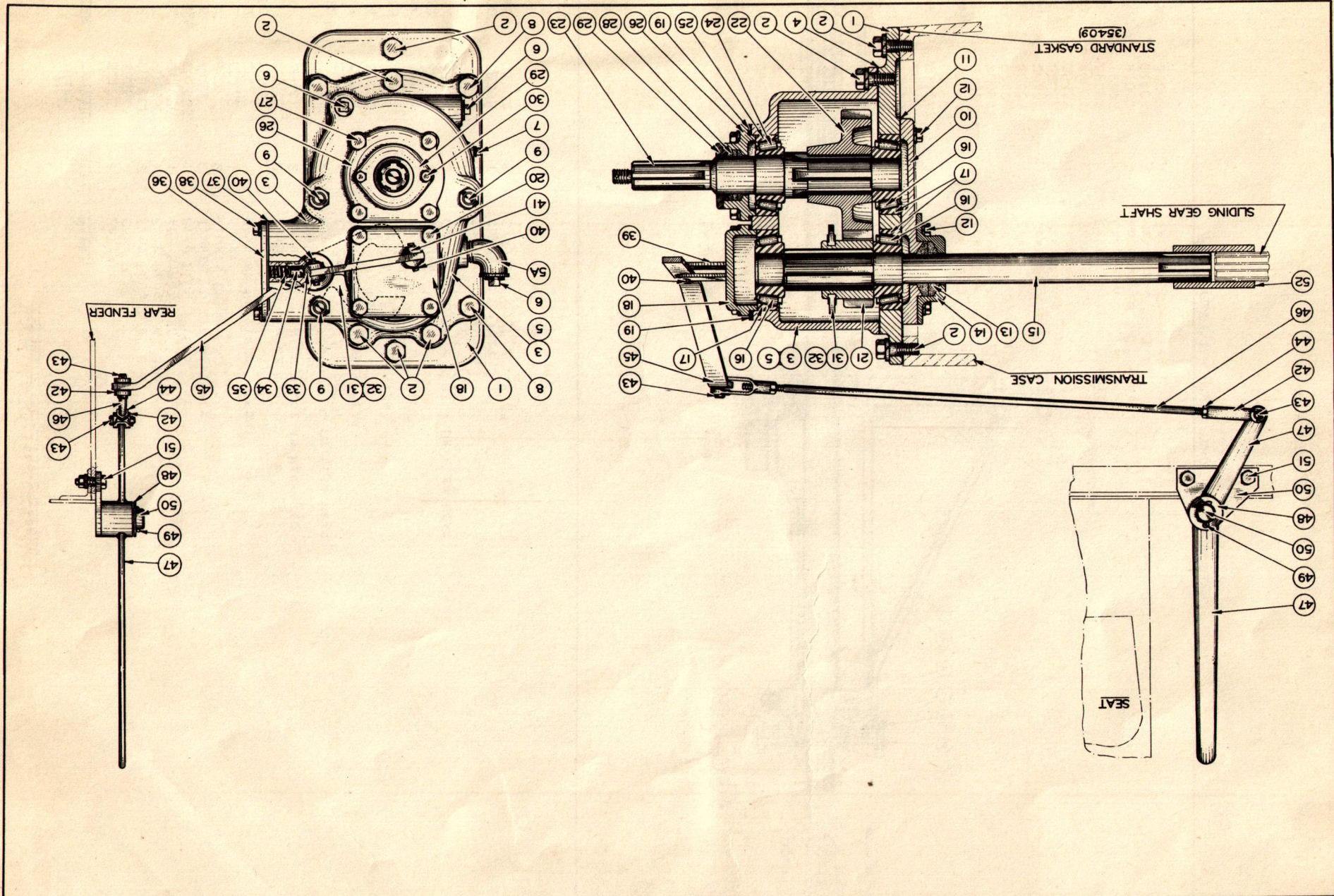


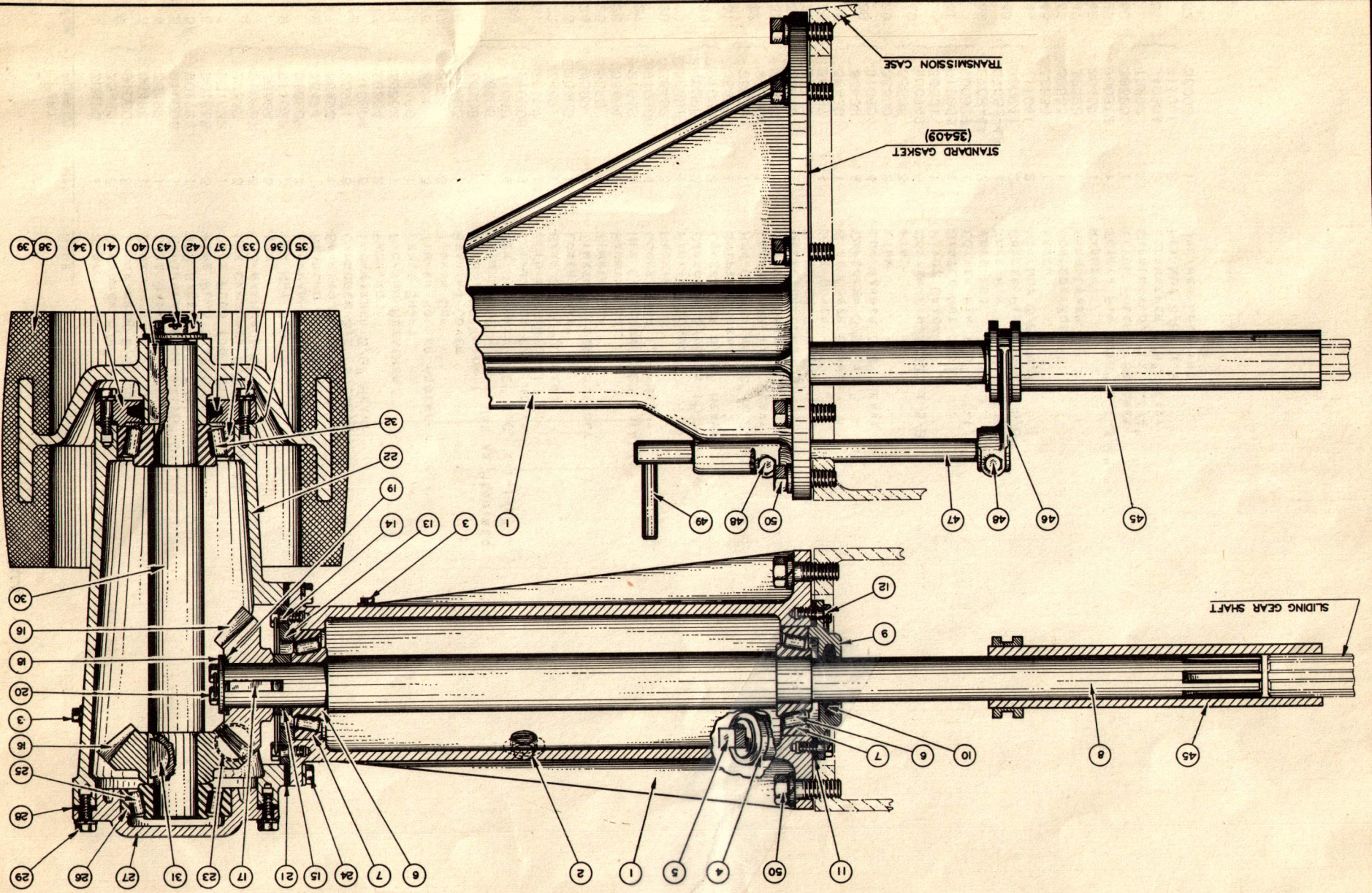
PLATE 37 - POWER TAKEOFF (ENGINE SPEED)



POWER TAKEOFF (REDUCTION TYPE)
(SEE PLATE 38)

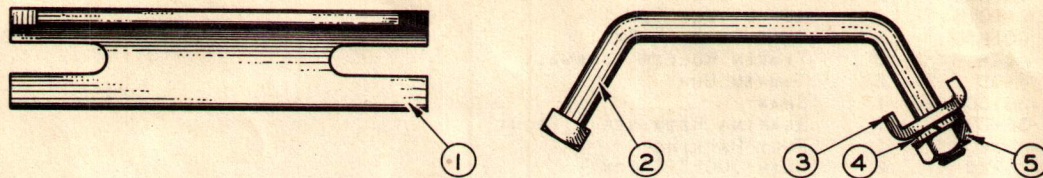
<u>ITEM</u>	<u>PART NUMBER</u>	<u>QTY.</u>	<u>NAME</u>
1	36495	1	BASE
2	35440	5	CAPSCREW 5/8" x 1-1/2"
	910807	5	LOCKWASHER 5/8" HEAVY
3	36496	1	CASE
4	36492	1	CASE GASKET
5	910005	1	EXPANSION PLUG 1-1/8" DIA.
5A	901725	1	90° STREET ELL 3/4"
6	901655	3	PIPE PLUG 3/4" STD.
7	901652	1	PIPE PLUG 1/4" STD.
8	37332	3	HEX CAPSCREW 5/8" N.C. x 3"
	910807	3	LOCKWASHER 5/8" HEAVY
	36524	3	STUD
9	911029	3	HEX NUT 5/8" N.C.
	910807	3	LOCKWASHER 5/8" HEAVY
10	36494	1	BEARING RETAINER
11	36493	1	BEARING RETAINER GASKET
12	28271	6	CAPSCREW 3/8" x 1-3/4"
	910804	6	LOCKWASHER 3/8" HEAVY
13	36334	2	PACKING
14	36332	1	PACKING RETAINER
15	36490	1	UPPER SHAFT
16	#526	3	TIMKEN ROLLER ASSEMBLY
17	#522	3	TIMKEN CUP
18	36483	1	BEARING COVER
19	36485		SHIM .020" THICK } USE AS REQUIRED
	36486		
20	21648	4	HEX CAPSCREW 1/2" N.C. x 1-1/4"
	910806	4	LOCKWASHER 1/2" HEAVY
21	35197	1	SLIDING PINION 17 T.
22	36491	1	GEAR 30 T. (LOWER)
23	36489	1	LOWER SHAFT
24	#529	1	TIMKEN ROLLER ASSEMBLY
25	#522	1	TIMKEN CUP
26	36484	1	PACKING BOX
27	21648	4	HEX CAPSCREW 1/2" x 1-1/4"
	910806	4	LOCKWASHER 1/2" HEAVY
28	36482	3	PACKING
29	36481	1	PACKING GLAND
30	45295	2	CAPSCREW 5/16" x 1"
	910803	2	LOCKWASHER 5/16" HEAVY
31	36497	1	SHIFTER FORK
32	35892	1	HEX CAPSCREW 1/2" x 2-1/2"
	910806	1	LOCKWASHER 1/2" HEAVY
33	36503	1	SHIFTER SHAFT
34	23945	1	SELECTOR PLUG
35	21537	1	SELECTOR SPRING
36	36487	1	SIDE COVER
37	36488	1	SIDE COVER GASKET
38	35439	4	CAPSCREW 3/8" x 1"
	910804	4	LOCKWASHER 3/8" HEAVY
39	36500	2	LINK
40	36505	3	PIN
	900942	6	COTTER PIN 3/32" x 5/8"
41	36501	1	PIVOT BRACKET
	911055	1	CASTLE NUT 5/8"
42	900807	1	COTTER PIN 1/8" x 1-1/4"
	2708-4A	2	YOKE END
43	2708-4A	2	YOKE PIN
	900942	2	COTTER PIN 3/32" x 5/8"
44	911041	2	HEX NUT 3/8" N.F.
45	38534	1	LEVER
46	38533	1	CONTROL ROD
47	38528	1	HAND LEVER
48	35467	1	WASHER
49	900812	1	COTTER PIN 3/16" x 1-3/4"
50	38525	1	LEVER FULCRUM BRACKET
51	12992	2	CAPSCREW 3/8" x 1-1/4"
	910804	2	LOCKWASHER 3/8" HEAVY
52	911041	2	HEX NUT 3/8" N.F.
	36002	1	SPLINED COUPLING

PLATE 39 - POWER PULLEY

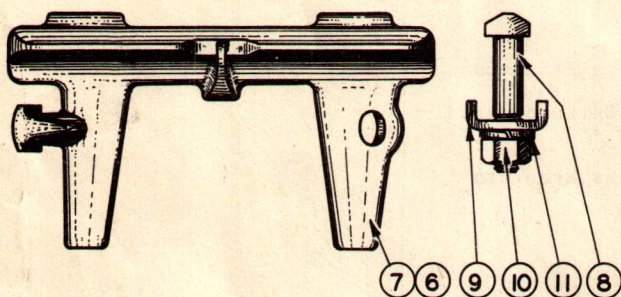


POWER PULLEY
(SEE PLATE 39)

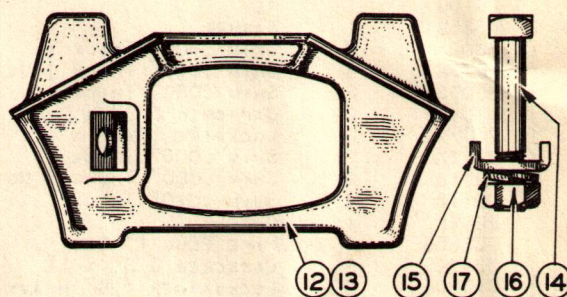
<u>ITEM</u>	<u>PART NUMBER</u>	<u>QTY.</u>	<u>NAME</u>	
1	36135	1	BRACKET	
2	901655	2	PIPE PLUG 3/4" STD.	
3	901652	2	PIPE PLUG 1/4" STD.	
4	911076	1	45° STREET ELL 1"	
5	901656	1	PIPE PLUG 1" STD.	
6	#444	2	TIMKEN ROLLER ASSEMBLY	
7	#432	2	TIMKEN CUP	
8	36139	1	SHAFT	
9	36137	1	BEARING RETAINER - FRONT	
10	36143	1	FELT PACKING	
11	36140	2	SHIM .005" THICK } USE AS REQUIRED	
	36141	2		SHIM .020" THICK
	36142	4		SHIM .010" THICK
12	13044	8	CAPSCREW 3/8" x 7/8" - DRILLED HEAD	
	35075	1		LOCKWIRE 1/16" x 20"
13	36136	1	BEARING RETAINER	
14	13044	7	CAPSCREW 3/8" x 7/8" - DRILLED HEAD	
	35075	1		LOCKWIRE 1/16" x 20"
15	36138	1	SPACER	
16	28117	2	BEVEL GEAR	
17	28109	1	KEY	
18	45358	1	WASHER	
19	36093	2	SHIM .005" THICK } USE AS REQUIRED	
	36094	4		SHIM .010" THICK
	36095	2		SHIM .020" THICK
20	13044	2	CAPSCREW 3/8" x 7/8" - DRILLED HEAD	
	032943	2		LOCKWIRE 1/16" x 4"
21	28113	2	SHIM .005" THICK } USE AS REQUIRED	
	28114	2		SHIM .020" THICK
	28115	4		SHIM .010" THICK
22	28122	1	CASE	
23	901656	2	PIPE PLUG 1" STD.	
24	35439	8	CAPSCREW 3/8" x 1"	
	910804	8		LOCKWASHER 3/8" HEAVY
25	#444	1	TIMKEN ROLLER ASSEMBLY	
26	#432	1	TIMKEN CUP	
27	36092	1	BEARING CUP	
28	28113	2	SHIM .005" THICK } USE AS REQUIRED	
	28114	2		SHIM .020" THICK
	28115	4		SHIM .010" THICK
29	35439	8	CAPSCREW 3/8" x 1"	
	910804	8		LOCKWASHER 3/8" HEAVY
30	28121	1	PULLEY SHAFT	
31	910851	1	WOODRUFF KEY "G"	
32	#525	1	TIMKEN ROLLER ASSEMBLY	
33	#522	1	TIMKEN CUP	
34	28132	1	BEARING RETAINER	
35	28140	2	SHIM .005" THICK } USE AS REQUIRED	
	28141	4		SHIM .020" THICK
	28142	2		SHIM .010" THICK
36	13058	4	CAPSCREW 3/8" x 1-1/4"	
	910804	4		LOCKWASHER 3/8" HEAVY
37	28123	1	FELT PACKING	
38	28145	1	PULLEY 12" DIA. (STANDARD)	
39	28975	1	PULLEY 10" DIA. (SPECIAL)	
40	28143	1	KEY	
41	21475	1	WASHER	
42	21221	1	NUT	
43	900412	1	COTTER PIN 1/8" x 1-1/2"	
45	38558	1	SPLINED COUPLING 11-3/8" LONG	
46	38561	1	SHIFTER FORK	
47	38562	1	SHIFTER SHAFT	
48	35280	2	CAPSCREW 3/8" x 2"	
	911053	2		CASTLE NUT 3/8"
	900408	2		COTTER PIN 1/8" x 1"
49	38563	1	SHIFTER SHAFT HANDLE	
50	36707	8	CAPSCREW 5/8" x 1-3/4"	



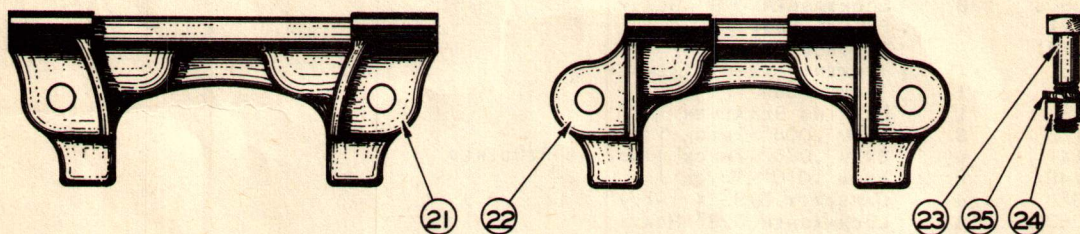
ANGLE IRON DIRT GROUSER
(FOR FLAT SHOES ONLY)



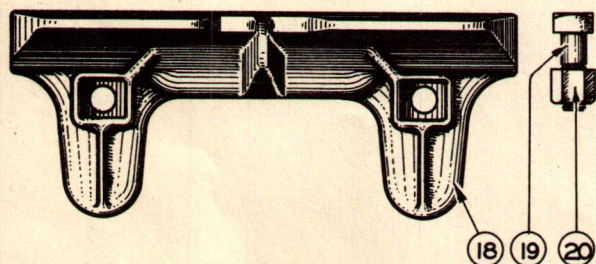
SNOW AND ICE GROUSER
(FOR FLAT SHOES ONLY)



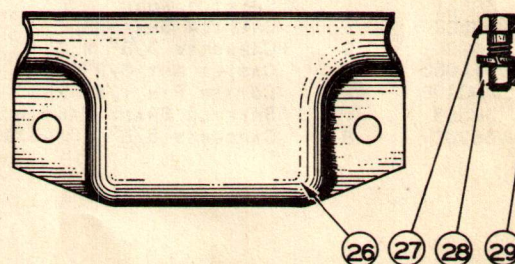
SNOW AND ICE GROUSER
(FOR FLAT SHOES ONLY)



SNOW AND ICE GROUSERS
(FOR GROUSER SHOES ONLY)



SNOW AND ICE GROUSER
(FOR GROUSER SHOES ONLY)



STREET PLATE
(FOR GROUSER SHOES ONLY.)

PLATE 40 - GROUSERS AND STREET PLATES

GROUSERS
(SEE PLATE 40)

<u>ITEM</u>	<u>PART NUMBER</u>	<u>QTY.</u>	<u>NAME</u>
-------------	--------------------	-------------	-------------

ANGLE IRON DIRT TYPE
(FOR FLAT SHOES ONLY)

1	37769	68	ANGLE IRON GROUSER
2	35888	68	U-BOLT
3	35588	136	LOCK PLATE
4	910809	136	LOCKWASHER 3/4" HEAVY
5	911030	136	HEX NUT 3/4" N.C.

SNOW AND ICE "T" TYPE
(FOR FLAT SHOES ONLY)

6	36107	34	GROUSER - LEFT
7	36108	34	GROUSER - RIGHT
8	35017	68	GROUSER BOLT 3/4" x 3-1/2"
9	35588	68	LOCK PLATE
10	911045	68	HEX NUT 3/4" N.F.
11	910809	68	LOCKWASHER 3/4" HEAVY

SNOW AND ICE "V" TYPE
(FOR FLAT SHOES ONLY)

12	36206	34	GROUSER - LEFT
13	36207	34	GROUSER - RIGHT
14	28419	68	GROUSER BOLT 3/4" x 4-1/2"
15	35588	68	LOCK PLATE
16	911030	68	HEX NUT 3/4" N.C.
17	910809	68	LOCKWASHER 3/4" HEAVY

SNOW AND ICE "T" TYPE
(FOR GROUSER SHOES ONLY)

18	38391	68	GROUSER
19	38393	136	GROUSER BOLT 5/8" x 2"
20	72366	136	HIGH NUT

SNOW AND ICE STAGGER TYPE
(FOR GROUSER SHOES ONLY)

21	36204	34	GROUSER - WIDE
22	36205	34	GROUSER - NARROW
23	37007	136	GROUSER BOLT 5/8" x 2-1/4"
24	911044	136	HEX NUT 5/8" N.F.
25	910807	136	LOCKWASHER 5/8" HEAVY

STREET PLATES
(SEE PLATE 40)

(USED WITH GROUSER SHOES ONLY)

26	36245	68	STREET PLATE
27	35014	68	BOLT 5/8" x 1-1/2"
28	911044	136	HEX NUT 5/8" N.F.
29	910807	136	LOCKWASHER 5/8" HEAVY

PLATE 42 - LOW GRADE FUEL EQUIPMENT

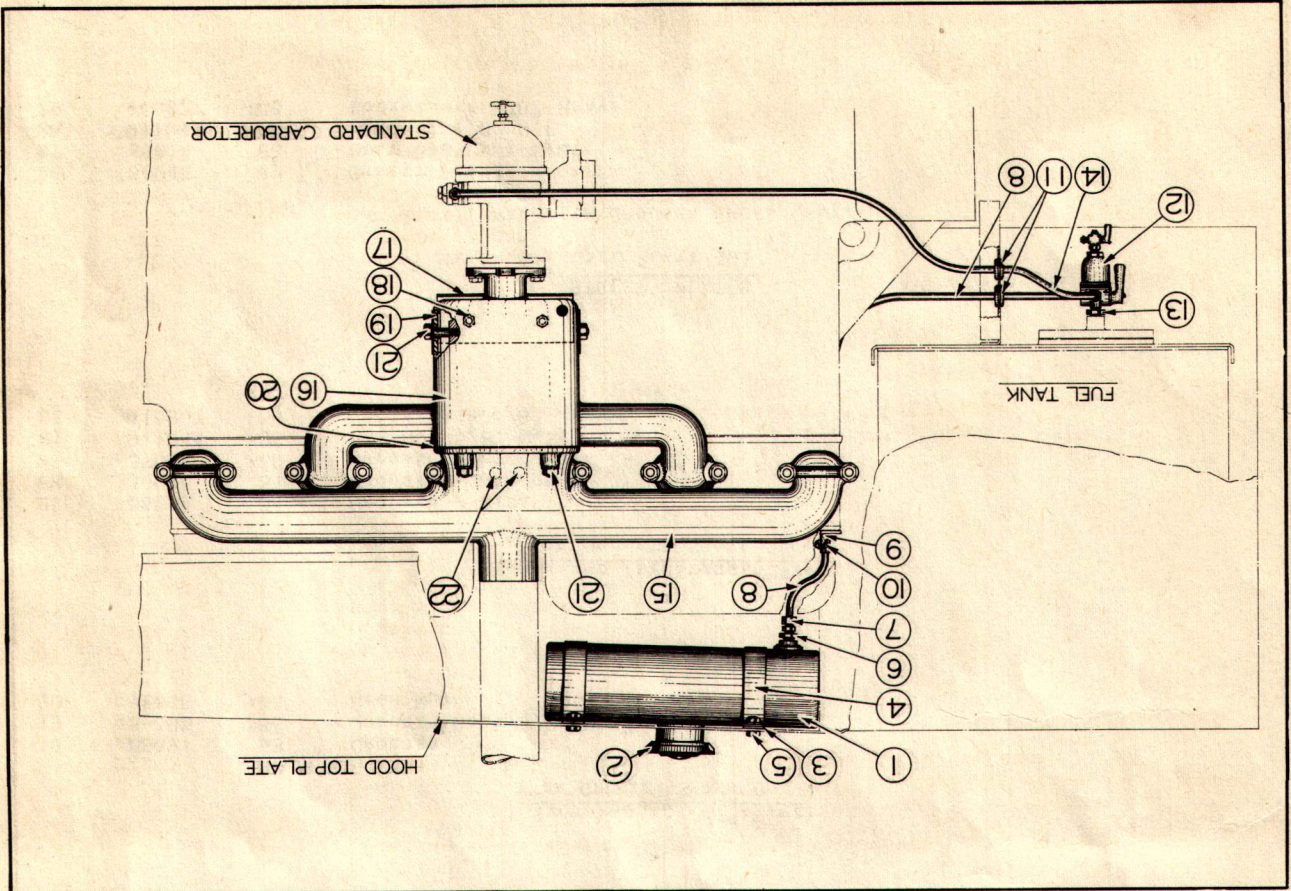
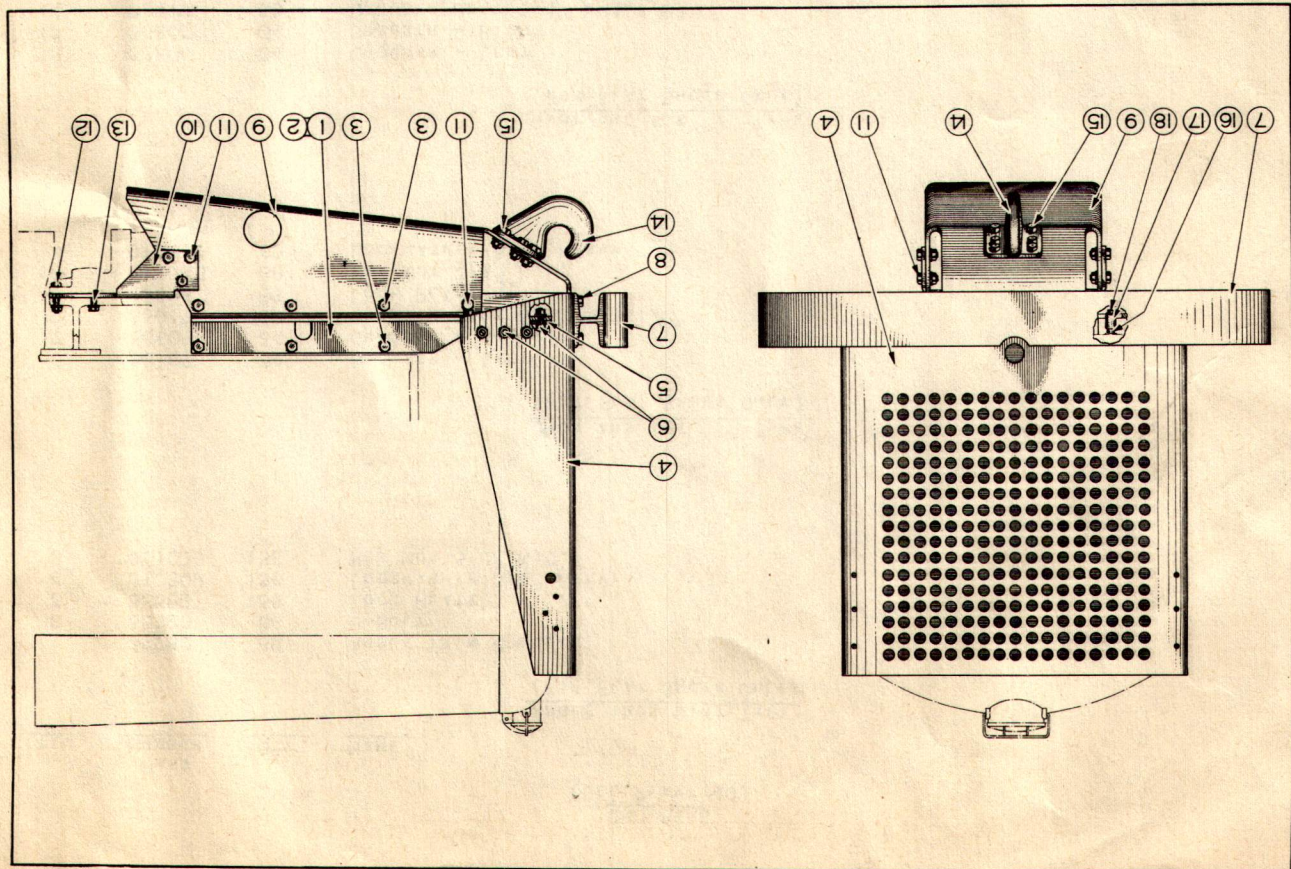


PLATE 41 - CRANKCASE GUARD, RADIATOR GUARD, BUMPER AND PULL HOOK



CRANKCASE GUARD, RADIATOR GUARD, BUMPER AND PULL HOOK

(SEE PLATE 41)

<u>ITEM</u>	<u>PART NUMBER</u>	<u>QTY.</u>	<u>NAME</u>
1	37863	1	BRACKET - LEFT
2	37864	1	BRACKET - RIGHT
3	35440	12	CAPSCREW 5/8" x 1-1/2"
	910807	12	LOCKWASHER 5/8" HEAVY
4	37854	1	RADIATOR GUARD
5	37857	2	SUPPORT ANGLE
6	35014	10	CAPSCREW 5/8" x 1-1/2"
	911044	10	HEX NUT 5/8" N.F.
	910807	10	LOCKWASHER 5/8" HEAVY
7	37871	1	BUMPER
8	35229	11	CAPSCREW 5/8" x 2"
	911044	11	HEX NUT 5/8" N.F.
	910807	11	LOCKWASHER 5/8" HEAVY
9	37749	1	CRANKCASE GUARD
10	37861	1	REAR SUPPORT - LEFT
	37862	1	REAR SUPPORT - RIGHT
11	35014	8	CAPSCREW 5/8" x 1-1/2"
	911044	8	HEX NUT 5/8" N.F.
	910807	8	LOCKWASHER 5/8" HEAVY
12	35892	2	CAPSCREW 1/2" x 2-1/2"
	911043	2	HEX NUT 1/2" N.F.
	910806	2	LOCKWASHER 1/2" HEAVY
13	28979	2	CAPSCREW 1/2" x 2-1/2"
	910806	2	LOCKWASHER 1/2" HEAVY
14	36408	1	FRONT PULL HOOK
15	23465	6	CAPSCREW 3/4" x 1-5/8"
	911045	6	HEX NUT 3/4" N.F.
	910809	6	LOCKWASHER 3/4" HEAVY
16	901490	1	PIPE NIPPLE 3/8" x 1-1/2"
17		1	PIPE COUPLING 3/8" STD.
18	901653	1	PIPE PLUG 3/8" STD.

LOW GRADE FUEL EQUIPMENT

(SEE PLATE 42)

FOR BURNING KEROSENE, DISTILLATES OR ALCOHOL

AUXILIARY FUEL SUPPLY

1	36272	1	GASOLINE PRIMING TANK WITH CAP (CAPACITY 2-1/4 GALLONS)
2	36403	1	TANK CAP
3	36790	2	TANK SUPPORT
4	36319	2	TANK STRAP
5	903625	4	HEX CAPSCREW 1/4" N.C. x 3/4"
	911024	4	HEX NUT 1/4" N.C.
	910802	4	LOCKWASHER 1/4" HEAVY
6	907061	1	REDUCING BUSHING 1/4" TO 1/8"
7	910859	1	STRAIGHT FITTING
8	37061	1	FUEL LINE 35" LONG (PRIMING TANK TO STRAINER)
9	U-1808	1	FUEL LINE CLIP
10	900850	1	STOVE BOLT 3/16" x 1/2" WITH NUT
	910801	1	LOCKWASHER 3/16"
11	36887	2	RUBBER BUSHING
12	J-120	1	IMPERIAL FUEL STRAINER 3-WAY
13	904226	1	REDUCING BUSHING 3/8" TO 1/4"
14	38612	1	FUEL LINE ASSEMBLY 38" LONG - STRAINER TO CARBURETOR

MANIFOLDS

15	E-2332	1	EXHAUST MANIFOLD
16	E-2331	1	INLET MANIFOLD
17	E-2580	1	HEAT GUARD
18	903625	2	HEX CAPSCREW 1/4" N.C. x 3/4"
	910802	2	LOCKWASHER 1/4" HEAVY
19	E-2333	2	INLET MANIFOLD COVER
20	205554	1	HEATER PLATE
21	E-2147	6	STUD
	U-3441	6	BRONZE NUT 3/8" N.C.
22	AM-9720	2	DUMMY MANIFOLD STUD 1/2" x 1-1/2"

NOTE: SPECIAL PISTONS USED WITH THE ABOVE EQUIPMENT ARE LISTED UNDER PISTON AND CONNECTING ROD GROUP.

PLATE 44 - TOOL EQUIPMENT

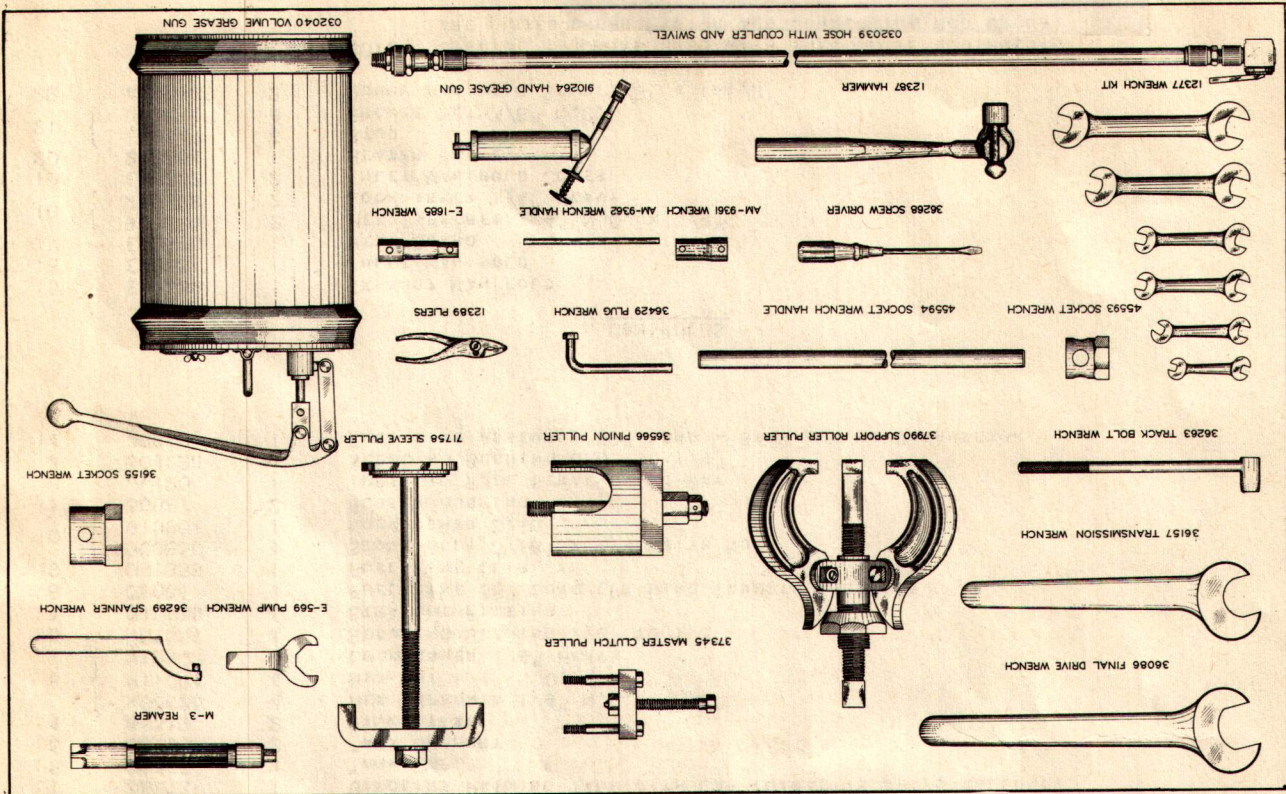
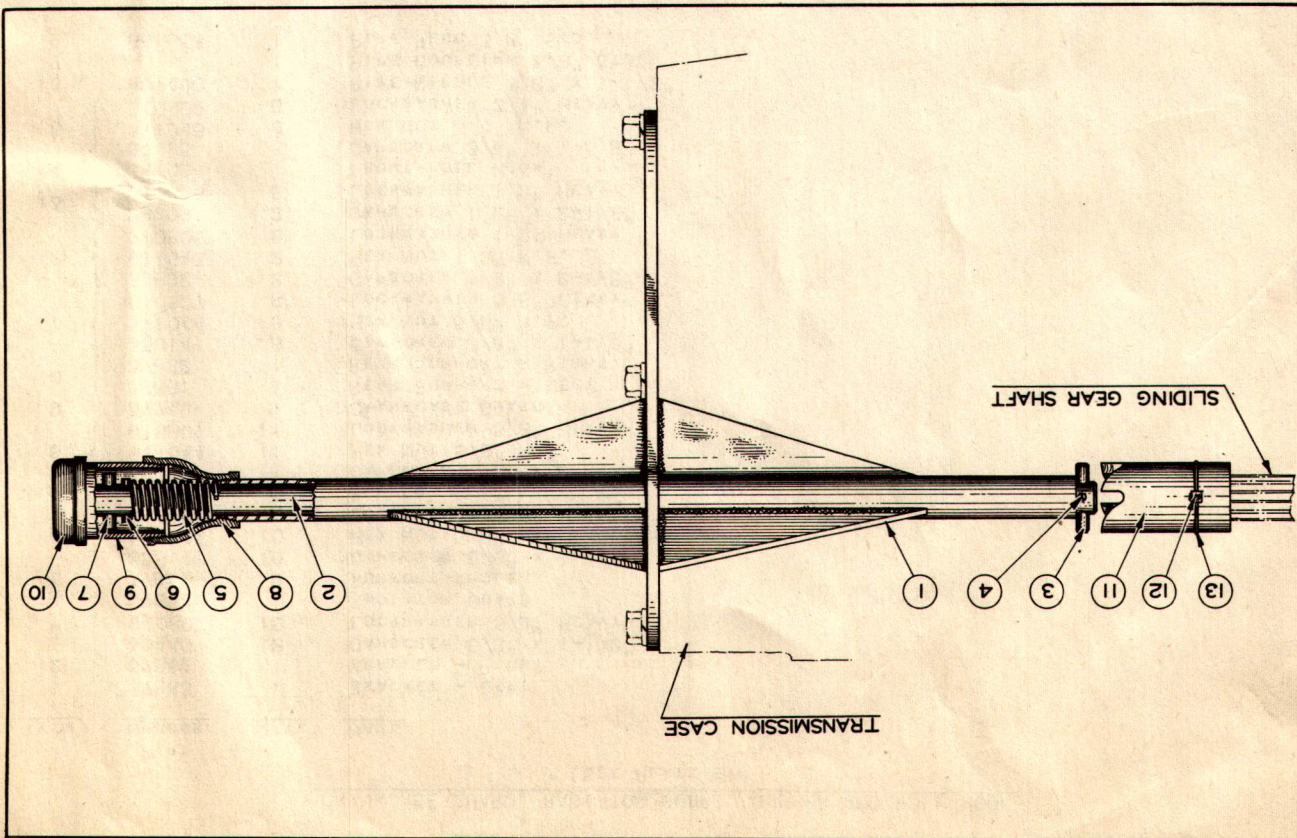


PLATE 43 - REAR STARTING CRANK



REAR STARTING CRANK
(SEE PLATE 43)

<u>ITEM</u>	<u>PART NUMBER</u>	<u>QTY.</u>	<u>NAME</u>
1	36996	1	REAR COVER AND SHAFT HOUSING
2	36841	1	SHAFT
3	36839	1	PIN
4	36851	1	PIN
5	E-171A	1	SPRING
6	E-2203	1	SPRING PIN
7	E-2096	1	STARTING PIN
8	911082	1	PIPE REDUCER 2" TO 1"
9	901550	1	PIPE NIPPLE 2" x 3" LONG
10	901758	1	PIPE CAP 2" STD.
11	36842	1	JAW CLUTCH
12	36886	1	LOCK SCREW
13	205845	1	LOCKWIRE 1/16" x 8"

TOOL EQUIPMENT
(SEE PLATE 44)

<u>ITEM</u>	<u>PART NUMBER</u>	<u>QTY.</u>	<u>NAME</u>
1	71758	1	ENGINE SLEEVE PULLER - COMPLETE
2	37990	1	SUPPORT ROLLER PULLER - COMPLETE
3	37345	1	MASTER CLUTCH PULLER - COMPLETE
4	36566	1	FINAL DRIVE PINION PULLER - COMPLETE
5	M-3	1	EXPANSION REAMER FOR PISTON PIN BUSHING 1-1/2" DIA.
6	12387	1	HAMMER
7	12389	1	PLIERS
8	36268	1	SCREW DRIVER
9	12377	1	WRENCH KIT (SIX WRENCHES - NOT SOLD SEPARATELY)
10	45593	1	TRACK ADJUSTING BOLT SOCKET WRENCH
11	45594	1	SOCKET WRENCH HANDLE
12	E-1685	1	CYLINDER HEAD STUD AND CONNECTING ROD WRENCH
13	AM-9361	1	SPARK PLUG WRENCH - 31/32" AND 1-1/32" OPENINGS
14	AM-9362	1	SPARK PLUG WRENCH HANDLE
15	E-569	1	WATER PUMP WRENCH
16	36263	1	TRACK BOLT SOCKET WRENCH (FOR 35574 BOLT)
17	36429	1	PLUG WRENCH (FOR 35250 PLUG)
18	36086	1	FINAL DRIVE WRENCH (FOR 35779 NUT)
19	36269	1	SPANNER WRENCH (FOR 35817 GLAND NUT)
20	36157	1	TRANSMISSION WRENCH - 2-9/32" OPEN END
21	36155	1	SOCKET WRENCH (FOR 35078 NUT)
22	032040	1	VOLUME GREASE GUN
23	032039	1	GREASE GUN HOSE WITH COUPLER AND SWIVEL (ITEMS 24 TO 26)
24	032038	1	GREASE GUN HOSE ONLY
25	032041	1	PULL-ON COUPLER ONLY
26	032037	1	SWIVEL FITTING ONLY
27	910264	1	HAND GREASE GUN

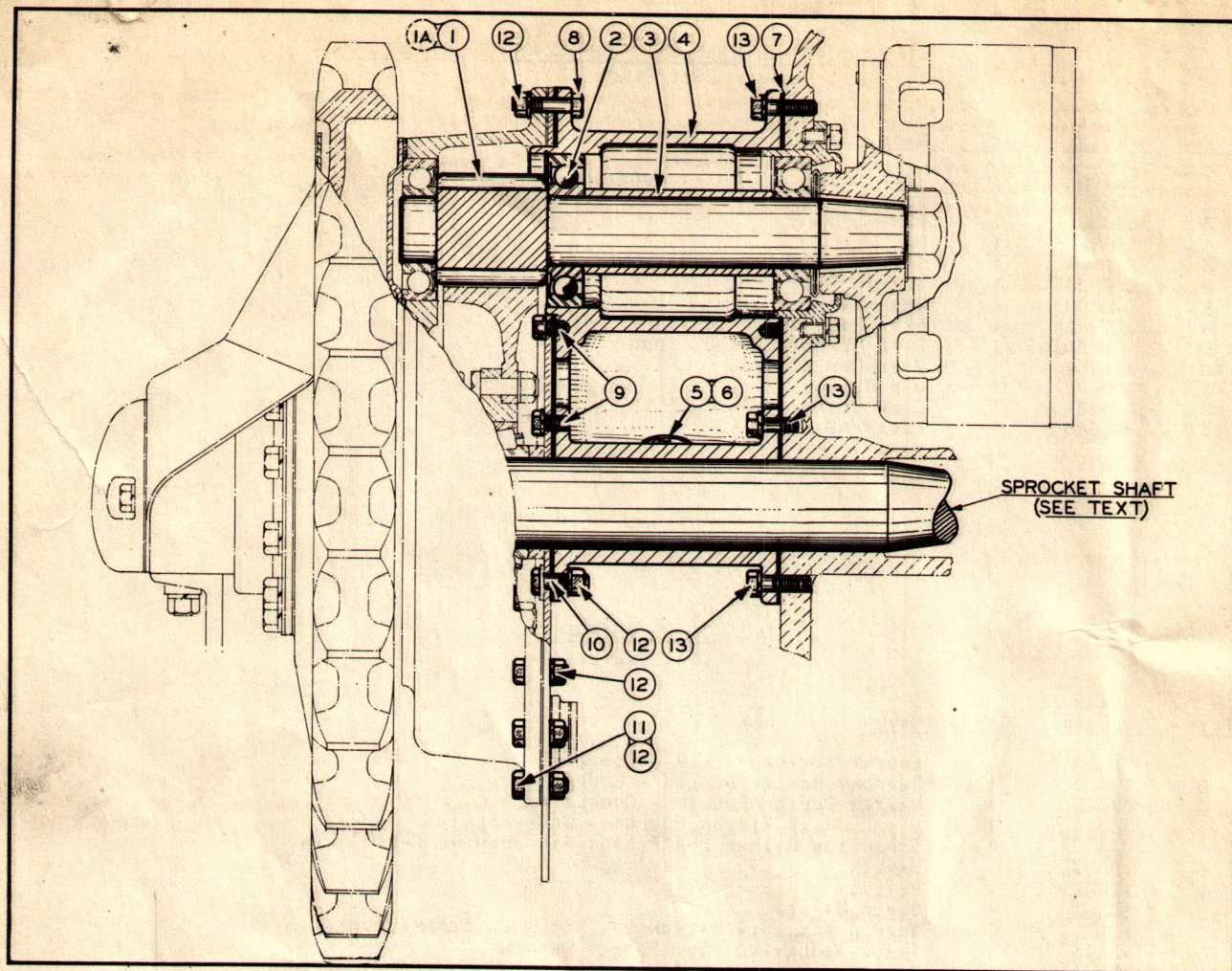


PLATE 45 - FINAL DRIVE (WIDE TREAD)

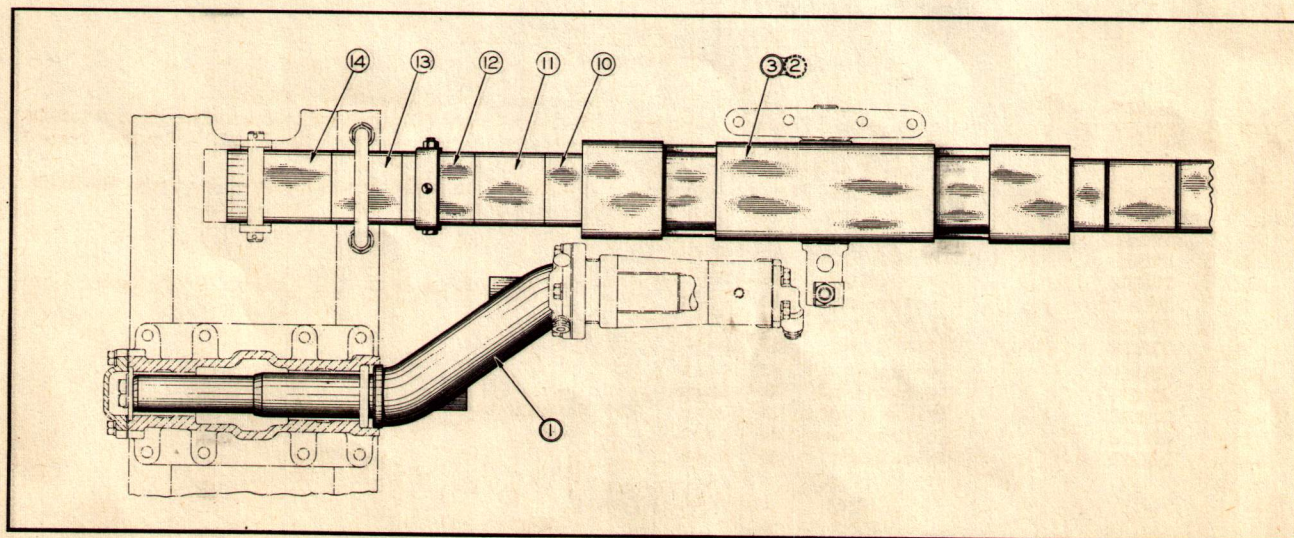


PLATE 46 - STABILIZER CRANK AND SPRING (WIDE TREAD)

SPECIAL PARTS FOR MODEL "WK" WIDE TREAD TRACTOR

THE FOLLOWING PAGE COVERS THE SPECIAL PARTS ONLY WHICH ARE USED ON THE WIDE TREAD MODEL. PARTS OTHER THAN THOSE LISTED HERE ARE IDENTICAL TO THOSE USED ON STANDARD TREAD TRACTORS.

WIDE TREAD TRACTORS MAY BE DISTINGUISHED BY THE PREFIX "WK" WHICH IS STAMPED BEFORE THE SERIAL NUMBER ON EACH MACHINE. THIS MODEL MAY BE FURTHER IDENTIFIED BY THE WIDE TREAD (CENTER TO CENTER OF THE TRACKS) WHICH MEASURES 63". THE TREAD OF THE STANDARD MODEL "K" TRACTOR IS 48".

TRANSMISSION CASE
(NOT ILLUSTRATED)

ITEM	PART NUMBER	QTY.	NAME
1	38282	1	TRANSMISSION CASE ASSEMBLY (CONSISTS OF: 1-CASE; 2, 38272; 4, 35401; 2, 35953; 2, 35399; 2,35398; 4, 38454; 4, 36737; 2, 36824; 2-SET SCREWS; 2-JAM NUTS)
2	38272	2	SPROCKET SHAFT 31-3/4" LONG (REPLACES STD. SHAFT 38163)

FINAL DRIVE
(SEE PLATE 45)

1	36067	2	FINAL DRIVE PINION 20° PRESSURE ANGLE (DISCONTINUED ON TRACTOR WK-6269)
1A	031899	2	FINAL DRIVE PINION 25° PRESSURE ANGLE (EFFECTIVE WITH TRACTOR WK-6269)
2	#7312	2	N.D. BALL BEARING
3	36071	2	BEARING SPACER
4	{ 38275 38276	1	SPACER - LEFT
		1	SPACER - RIGHT
5	35250	2	DRAIN PLUG
6	35249	2	DRAIN PLUG GASKET
7	36076	2	SPACER GASKET
8	35068	18	CAPSCREW 1/2" x 2-1/4" (GEAR CASE TO SPACER)
9	35718	6	CAPSCREW 1/2" x 3/4" } SIDE PLATE TO SPACER
10	36740	4	CAPSCREW 1/2" x 1-3/4" - THIN HEAD } SIDE PLATE TO SPACER
11	35018	30	CAPSCREW 1/2" x 1-1/2" (GEAR CASE TO SIDE PLATE)
12	{ 911043 910806	52	HEX NUT 1/2" N.F.
		52	LOCKWASHER 1/2" HEAVY
13	{ 35236 910806	36	CAPSCREW 1/2" x 1-3/4" } SPACER TO TRANSMISSION CASE
		36	LOCKWASHER 1/2" HEAVY } SPACER TO TRANSMISSION CASE

STABILIZER CRANK AND SPRING
(SEE PLATE 46)

1	38538	2	STABILIZER CRANK ASSEMBLY (INCLUDES 4 - 35793 DOWEL PINS)
2	37659	1	STABILIZER SPRING ASSEMBLY 7-LEAF TYPE (DISCONTINUED ON TRACTOR WK-5937 INCLUDES ITEMS 4 TO 9 INCLUSIVE NOT SERVICED - ORDER ITEM 3) AND 2 - 35836 BUSHINGS
3	030635	1	STABILIZER SPRING ASSEMBLY 6-LEAF TYPE (EFFECTIVE WITH TRACTOR WK-5937) INCLUDES ITEMS 10 TO 14 INCLUSIVE AND 2 - 35836 BUSHINGS
4	37664	1	TOP LEAF 33" LONG
5	37665	1	SECOND LEAF 39-1/2" LONG
6	37666	1	THIRD LEAF 46-1/4" LONG
7	37667	1	FOURTH LEAF 53" LONG
8	37668	1	FIFTH LEAF 59-1/2" LONG
9	37669	2	MAIN LEAF 66" LONG
10	030619	1	TOP LEAF 27" LONG
11	030620	1	SECOND LEAF 39" LONG
12	030621	1	THIRD LEAF 47" LONG
13	030622	1	FOURTH LEAF 55" LONG
14	030623	2	MAIN LEAF 66" LONG

FOR ITEM 2 ONLY - ALL LEAVES 1/2" THICK

FOR ITEM 9 ONLY - ALL LEAVES 5/8" THICK

NUMERICAL INDEX

Part Number	Page	Part Number	Page	Part Number	Page	Part Number	Page
M-3	63	E-2107	17	E-2107	17	E-1522	49
GLXRH 13-1	49	E-2112	17	E-2112	17	E-11	7
E-1520	17	E-2113	9	E-2113	17	E-13	8
E-1519	17	E-2114	49, 51	E-2114	45	E-15	8
E-1518	17	E-2116	11	E-2116	15	E-16A	8
E-1516	17	E-2118	11	E-2118	63	E-28	8
E-1515	17	E-2119	11	E-2119	9	E-29	8
E-1514	17	E-2122	13	E-2122	9	E-30	8
E-1511	17	E-2124	17	E-2124	9	E-31	8
E-1464	14	E-2125	52	E-2125	11	E-32	8
E-1459	6	E-2126	17	E-2126	45	E-37AB	5
E-1458	7	E-2128	13	E-2128	6	E-51	6
E-1452	7	E-2129	13	E-2129	5	TC-75	20
E-1451	7	E-2130	13	E-2130	6	E-56A	5
E-1445	6	E-2133	13	E-2133	61	E-88	8
E-1416	5	E-2135	13	E-2135	6	J-120	61
E-1408	5	E-2136	13	E-2136	17	E-158	17
E-1405	5	E-2137	13	E-2137	17	E-171A	19
#1308	7	E-2138	13	E-2138	63	E-171A	19
E-1257	6	E-2139	13	E-2139	9	E-172	28
E-1254	17	E-2141	13	E-2141	9	E-175	28
BU-1209	27	E-2142	13	E-2142	9	U-176	28
BU-1208	27	E-2143	13	E-2143	9	U-177	28
U-857	14	E-2144	13	E-2144	9	U-178	28
E-838	17	E-2145	13	E-2145	9	U-179	28
E-750	5	E-2146	13	E-2146	9	U-180	28
E-742	33	E-2147	13	E-2147	9	E-185	13
#742	33	E-2148	13	E-2148	9	E-187	5
E-679	6	E-2149	13	E-2149	9	E-188	5
#580	29	E-2150	13	E-2150	9	E-191	5
#572	29	E-2151	13	E-2151	9	E-197	17
E-569	63	E-2152	13	E-2152	9	E-203	14
#529	55	E-2153	13	E-2153	9	E-206	7
#526	55	E-2154	13	E-2154	9	E-207	7
#525	57	E-2155	13	E-2155	9	E-208	14
#522	55, 57	E-2156	13	E-2156	9	E-209	14
#474	53, 57	E-2157	13	E-2157	9	E-210	14
#432	53, 57	E-2158	13	E-2158	9	E-211	14
#41SM	27	E-2159	13	E-2159	9	E-212	14
#312F	33	E-2160	13	E-2160	9	E-213	14
#311F	33	E-2161	13	E-2161	9	E-214	14
#309MF	27	E-2162	13	E-2162	9	E-215	14
#305CF	27, 31	E-2163	13	E-2163	9	E-216	14
#304F	19	E-2164	13	E-2164	9	E-217	14
U-267	14	E-2165	13	E-2165	9	E-218	14
E-248	13	E-2166	13	E-2166	9	E-219	14
E-243	9	E-2167	13	E-2167	9	E-220	14
225A	51	E-2168	13	E-2168	9	E-221	14
U-219	14	E-2169	13	E-2169	9	E-222	14
E-207	7	E-2170	13	E-2170	9	E-223	14
E-206	7	E-2171	13	E-2171	9	E-224	14
E-203	14	E-2172	13	E-2172	9	E-225	14
E-208	17	E-2173	13	E-2173	9	E-226	14
E-197	14	E-2174	13	E-2174	9	E-227	14
E-191	5	E-2175	13	E-2175	9	E-228	14
E-188	5	E-2176	13	E-2176	9	E-229	14
E-187	5	E-2177	13	E-2177	9	E-230	14
E-185	13	E-2178	13	E-2178	9	E-231	14
U-176	28	E-2179	13	E-2179	9	E-232	14
U-175	28	E-2180	13	E-2180	9	E-233	14
U-172	28	E-2181	13	E-2181	9	E-234	14
E-171A	19	E-2182	13	E-2182	9	E-235	14
E-158	17	E-2183	13	E-2183	9	E-236	14
E-120	61	E-2184	13	E-2184	9	E-237	14
E-88	8	E-2185	13	E-2185	9	E-238	14
E-88	8	E-2186	13	E-2186	9	E-239	14
E-88	8	E-2187	13	E-2187	9	E-240	14
E-88	8	E-2188	13	E-2188	9	E-241	14
E-88	8	E-2189	13	E-2189	9	E-242	14
E-88	8	E-2190	13	E-2190	9	E-243	14
E-88	8	E-2191	13	E-2191	9	E-244	14
E-88	8	E-2192	13	E-2192	9	E-245	14
E-88	8	E-2193	13	E-2193	9	E-246	14
E-88	8	E-2194	13	E-2194	9	E-247	14
E-88	8	E-2195	13	E-2195	9	E-248	14
E-88	8	E-2196	13	E-2196	9	E-249	14
E-88	8	E-2197	13	E-2197	9	E-250	14
E-88	8	E-2198	13	E-2198	9	E-251	14
E-88	8	E-2199	13	E-2199	9	E-252	14
E-88	8	E-2200	13	E-2200	9	E-253	14
E-88	8	E-2201	13	E-2201	9	E-254	14
E-88	8	E-2202	13	E-2202	9	E-255	14
E-88	8	E-2203	13	E-2203	9	E-256	14
E-88	8	E-2204	13	E-2204	9	E-257	14
E-88	8	E-2205	13	E-2205	9	E-258	14
E-88	8	E-2206	13	E-2206	9	E-259	14
E-88	8	E-2207	13	E-2207	9	E-260	14
E-88	8	E-2208	13	E-2208	9	E-261	14
E-88	8	E-2209	13	E-2209	9	E-262	14
E-88	8	E-2210	13	E-2210	9	E-263	14
E-88	8	E-2211	13	E-2211	9	E-264	14
E-88	8	E-2212	13	E-2212	9	E-265	14
E-88	8	E-2213	13	E-2213	9	E-266	14
E-88	8	E-2214	13	E-2214	9	E-267	14
E-88	8	E-2215	13	E-2215	9	E-268	14
E-88	8	E-2216	13	E-2216	9	E-269	14
E-88	8	E-2217	13	E-2217	9	E-270	14
E-88	8	E-2218	13	E-2218	9	E-271	14
E-88	8	E-2219	13	E-2219	9	E-272	14
E-88	8	E-2220	13	E-2220	9	E-273	14
E-88	8	E-2221	13	E-2221	9	E-274	14
E-88	8	E-2222	13	E-2222	9	E-275	14
E-88	8	E-2223	13	E-2223	9	E-276	14
E-88	8	E-2224	13	E-2224	9	E-277	14
E-88	8	E-2225	13	E-2225	9	E-278	14
E-88	8	E-2226	13	E-2226	9	E-279	14
E-88	8	E-2227	13	E-2227	9	E-280	14
E-88	8	E-2228	13	E-2228	9	E-281	14
E-88	8	E-2229	13	E-2229	9	E-282	14
E-88	8	E-2230	13	E-2230	9	E-283	14
E-88	8	E-2231	13	E-2231	9	E-284	14
E-88	8	E-2232	13	E-2232	9	E-285	14
E-88	8	E-2233	13	E-2233	9	E-286	14
E-88	8	E-2234	13	E-2234	9	E-287	14
E-88	8	E-2235	13	E-2235	9	E-288	14
E-88	8	E-2236	13	E-2236	9	E-289	14
E-88	8	E-2237	13	E-2237	9	E-290	14
E-88	8	E-2238	13	E-2238	9	E-291	14
E-88	8	E-2239	13	E-2239	9	E-292	14
E-88	8	E-2240	13	E-2240	9	E-293	14
E-88	8	E-2241	13	E-2241	9	E-294	14
E-88	8	E-2242	13	E-2242	9	E-295	14
E-88	8	E-2243	13	E-2243	9	E-296	14
E-88	8	E-2244	13	E-2244	9	E-297	14
E-88	8	E-2245	13	E-2245	9	E-298	14
E-88	8	E-2246	13	E-2246	9	E-299	14
E-88	8	E-2247	13	E-2247	9	E-300	14
E-88	8	E-2248	13	E-2248	9	E-301	14
E-88	8	E-2249	13	E-2249	9	E-302	14
E-88	8	E-2250	13	E-2250	9	E-303	14
E-88	8	E-2251	13	E-2251	9	E-304	14
E-88	8	E-2252	13	E-2252	9	E-305	14
E-88	8	E-2253	13	E-2253	9	E-306	14
E-88	8	E-2254	13	E-2254	9	E-307	14
E-88	8	E-2255	13	E-2255	9	E-308	14
E-88	8	E-2256	13	E-2256	9	E-309	14
E-88	8	E-2257	13	E-2257	9	E-310	14
E-88	8	E-2258	13	E-2258	9	E-311	14
E-88	8	E-2259	13	E-2259	9	E-312	14
E-88	8	E-2260	13	E-2260	9	E-313	14
E-88	8	E-2261	13	E-2261	9	E-314	14
E-88	8	E-2262	13	E-2262	9	E-315	14
E-88	8	E-2263	13	E-2263	9	E-316	14
E-88	8	E-2264	13	E-2264	9	E-317	14
E-88	8	E-2265	13	E-2265	9	E-318	14
E-88	8	E-2266	13	E-2266	9	E-319	14
E-88	8	E-2267	13	E-2267	9	E-320	14
E-88	8	E-2268	13	E-2268	9	E-321	14
E-88	8	E-2269	13	E-2269	9	E-322	14
E-88	8	E-2270	13	E-2270	9	E-323	14
E-88	8	E-2271	13	E-2271	9	E-324	14
E-88	8	E-2272	13	E-2272	9	E-325	14
E-88	8	E-2273	13	E-2273	9	E-326	14
E-88	8	E-2274	13	E-2274	9	E-327	14
E-88	8	E-2275	13	E-2275	9	E-328	14
E-88							

NUMERICAL INDEX

Part Number Page

032838	45	032839	45
032814	47	032840	45
032806	51	032841	63
032740	51	032842	47
032738	51	031240	47
032737	51	031241	47
032735	51	030786	45
032728	51	030635	65
032563	45	030624	65
032117	46	030623	65
032061	46	020622	65
032041	63	030621	65
032040	63	030620	65
032039	63	030619	65
032038	63	030547	29
032037	63	030502	47
031990	39	030501	47
031921	51, 49	030353	33
031920	51, 49	030259	47
031897	38	030220	20
031895	33	030204	27
031868	52	030203	27
031867	52	030198	20
031865	49	030197	20
031850	49	030196	51, 49
031822	46	030182	31
031820	51, 49	030181	31
031806	51, 49	030105	33
031805	52	030104	33
031676	51	030092	33
031668	45	030091	33
031667	45	030065	29
031641	47	030061	23, 33
031637	51	030060	29
031322	15	030048	40, 41
031305	51, 49	030047	29
031243	47	030046	29
031242	47	030045	45
031241	47	030044	45
031240	47	030043	45
031240	47	030042	45
031240	47	030041	45
031240	47	030040	45
031240	47	030039	45
031240	47	030038	45
031240	47	030037	46
031240	47	030036	45
031240	47	030035	45
031240	47	030034	45
031240	47	030033	45
031240	47	030032	45
031240	47	030031	45
031240	47	030030	45
031240	47	030029	45
031240	47	030028	45
031240	47	030027	45
031240	47	030026	45
031240	47	030025	45
031240	47	030024	45
031240	47	030023	45
031240	47	030022	45
031240	47	030021	45
031240	47	030020	45
031240	47	030019	45
031240	47	030018	45
031240	47	030017	45
031240	47	030016	45
031240	47	030015	45
031240	47	030014	45
031240	47	030013	45
031240	47	030012	45
031240	47	030011	45
031240	47	030010	45
031240	47	030009	45
031240	47	030008	45
031240	47	030007	45
031240	47	030006	45
031240	47	030005	45
031240	47	030004	45
031240	47	030003	45
031240	47	030002	45
031240	47	030001	45
031240	47	28979	27, 35, 61

Part Number Page

35906	23	35907	23
35907	23	35908	23
35908	23	35909	23
35909	23	35910	23
35910	23	35911	23
35911	23	35912	23
35912	23	35913	23
35913	23	35914	23
35914	23	35915	23
35915	23	35916	23
35916	23	35917	23
35917	23	35918	23
35918	23	35919	23
35919	23	35920	23
35920	23	35921	23
35921	23	35922	23
35922	23	35923	23
35923	23	35924	23
35924	23	35925	23
35925	23	35926	23
35926	23	35927	23
35927	23	35928	23
35928	23	35929	23
35929	23	35930	23
35930	23	35931	23
35931	23	35932	23
35932	23	35933	23
35933	23	35934	23
35934	23	35935	23
35935	23	35936	23
35936	23	35937	23
35937	23	35938	23
35938	23	35939	23
35939	23	35940	23
35940	23	35941	23
35941	23	35942	23
35942	23	35943	23
35943	23	35944	23
35944	23	35945	23
35945	23	35946	23
35946	23	35947	23
35947	23	35948	23
35948	23	35949	23
35949	23	35950	23
35950	23	35951	23
35951	23	35952	23
35952	23	35953	23
35953	23	35954	23
35954	23	35955	23
35955	23	35956	23
35956	23	35957	23
35957	23	35958	23
35958	23	35959	23
35959	23	35960	23
35960	23	35961	23
35961	23	35962	23
35962	23	35963	23
35963	23	35964	23
35964	23	35965	23
35965	23	35966	23
35966	23	35967	23
35967	23	35968	23
35968	23	35969	23
35969	23	35970	23
35970	23	35971	23
35971	23	35972	23
35972	23	35973	23
35973	23	35974	23
35974	23	35975	23
35975	23	35976	23
35976	23	35977	23
35977	23	35978	23
35978	23	35979	23
35979	23	35980	23
35980	23	35981	23
35981	23	35982	23
35982	23	35983	23
35983	23	35984	23
35984	23	35985	23
35985	23	35986	23
35986	23	35987	23
35987	23	35988	23
35988	23	35989	23
35989	23	35990	23
35990	23	35991	23
35991	23	35992	23
35992	23	35993	23
35993	23	35994	23
35994	23	35995	23
35995	23	35996	23
35996	23	35997	23
35997	23	35998	23
35998	23	35999	23
35999	23	36000	23
36000	23	36001	23
36001	23	36002	23
36002	23	36003	23
36003	23	36004	23
36004	23	36005	23
36005	23	36006	23
36006	23	36007	23
36007	23	36008	23
36008	23	36009	23
36009	23	36010	23
36010	23	36011	23
36011	23	36012	23
36012	23	36013	23
36013	23	36014	23
36014	23	36015	23
36015	23	36016	23
36016	23	36017	23
36017	23	36018	23
36018	23	36019	23
36019	23	36020	23
36020	23	36021	23
36021	23	36022	23
36022	23	36023	23
36023	23	36024	23
36024	23	36025	23
36025	23	36026	23
36026	23	36027	23
36027	23	36028	23
36028	23	36029	23
36029	23	36030	23
36030	23	36031	23
36031	23	36032	23
36032	23	36033	23
36033	23	36034	23
36034	23	36035	23
36035	23	36036	23
36036	23	36037	23
36037	23	36038	23
36038	23	36039	23
36039	23	36040	23
36040	23	36041	23
36041	23	36042	23
36042	23	36043	23
36043	23	36044	23
36044	23	36045	23
36045	23	36046	23
36046	23	36047	23
36047	23	36048	23
36048	23	36049	23
36049	23	36050	23
36050	23	36051	23
36051	23	36052	23
36052	23	36053	23
36053	23	36054	23
36054	23	36055	23
36055	23	36056	23
36056	23	36057	23
36057	23	36058	23
36058	23	36059	23
36059	23	36060	23
36060	23	36061	23
36061	23	36062	23
36062	23	36063	23
36063	23	36064	23
36064	23	36065	23
36065	23	36066	23
36066	23	36067	23
36067	23	36068	23
36068	23	36069	23
36069	23	36070	23
36070	23	36071	23
36071	23	36072	23
36072	23	36073	23
36073	23	36074	23
36074	23	36075	23
36075	23	36076	23
36076	23	36077	23
36077	23	36078	23
36078	23	36079	23
36079	23	36080	23
36080	23	36081	23
36081	23	36082	23
36082	23	36083	23
36083	23	36084	23
36084	23	36085	23
36085	23	36086	23
36086	23	36087	23
36087	23	36088	23
36088	23	36089	23
36089	23	36090	23
36090	23	36091	23
36091	23	36092	23
36092	23	36093	23
36093	23	36094	23
36094	23	36095	23
36095	23	36096	23
36096	23	36097	23
36097	23	36098	23
36098	23	36099	23
36099	23	36100	23
36100	23	36101	23
36101	23	36102	23
36102	23	36103	23
36103	23	36104	23
36104	23	36105	23
36105	23	36106	23
36106	23	36107	23
36107	23	36108	23
36108	23	36109	23
36109	23	36110	23
36110	23	36111	23
36111	23	36112	23
36112	23	36113	23
36113	23	36114	23
36114	23	36115	23
36115	23	36116	23
36116	23	36117	23
36117	23	36118	23
36118	23	36119	23
36119	23	36120	23
36120	23	36121	23
36121	23	36122	23
36122	23	36123	23
36123	23	36124	23
36124	23	36125	23
36125	23	36126	23
36126	23	36127	23
36127	23	36128	23
36128	23	36129	23
3612			

