


1000

PARTS LIST

MODEL TL-14 TRACTOLOADER

SERIAL NO. 101 AND UP

serial # 1972



ALLIS-CHALMERS MFG. CO.
MILWAUKEE, WISCONSIN, U. S. A.

LITHO. IN U. S. A.

FORM TPL-401

FOREWORD

This parts list book contains all the necessary information for the ordering of parts for the Allis-Chalmers Model TL-14 TRACTOLOADER.

The practice of going to your Allis-Chalmers Dealer for all parts and repair work, other than routine care and adjustment, is encouraged, as the dealers are kept well informed by the factory regarding parts and advanced methods of servicing Allis-Chalmers equipment.

For routine service and operating instructions for the TL-14 TRACTOLOADER, refer to the Allis-Chalmers Operator's Manual.

TABLE OF CONTENTS

Name	Page	Name	Page
List of Abbreviations	3	Ordering of Parts	3
Telegraphic Code	3	Alphabetical Index	4

ALLIS-CHALMERS WARRANTY

"ALLIS-CHALMERS MANUFACTURING COMPANY warrants that it will repair F.O.B. its factory, or furnish without charge F.O.B. its factory, a similar part to replace any material in its machinery which within six months, or 1500 hours of use, whichever occurs first, (except six months on utility wheel tractors sold for non-farm use) after the date of delivery by the Dealer, is proven to the satisfaction of the Company to have been defective at the time it was delivered, provided that all parts claimed defective shall be returned properly identified to the Company's factory, charges prepaid.

"This warranty is the only warranty, express, implied or statutory, upon which said machinery is purchased. No other warranty has been made or exists either expressly, or by implication, all statutory and implied warranties being hereby expressly waived and excluded from this transaction, and the Company's liability in connection with this transaction is expressly limited to the repair or replacement of defective parts, all other damages, statutory or otherwise, being hereby expressly waived.

"This warranty applies only to new and unused machinery, which after shipment from the factory of the Company, has not been altered, changed, repaired or treated in any manner whatsoever. No warranty of any kind, statutory, implied, or otherwise, shall apply to trade accessories, attachments, tools, or implements not manufactured by the Company, though sold or operated with the Company's machinery, or to second-hand machinery, or to new and unused machinery, which, after shipment from the factory of the Company, has been altered, changed, repaired, or treated in any manner whatsoever.

"No representative of the Company has authority to change this warranty or this contract in any manner whatsoever, and no attempt to repair or promise to repair or improve the machinery covered by this contract by any representative of the Company shall waive any consideration of the contract or change or extend this warranty in any manner whatsoever.

"Allied or Companion equipment not manufactured by the Company is covered only by the standard warranty of the manufacturer of such allied or companion equipment though sold or operated with the Company's machinery."

IMPORTANT

ALWAYS GIVE THE APPROPRIATE SERIAL NUMBERS WHEN ORDERING PARTS.

- a. **LOADER NO.** — Located on the name plate attached to the left front face of seat frame in operator's compartment.
- b. **ENGINE NO.** — Located on the left side of the flywheel housing.

All numbers shown in the extreme right hand column entitled "PACKAGE NO." are listed numerically in the back of this catalog with the quantity and description of the various parts that make up the package.

The terms "Right" and "Left" as they are used throughout this book are applied as viewed looking forward from the driver's seat.

To obtain parts promptly, give part name and part number.

Order parts from the Allis-Chalmers dealer for your territory.

Parts for standard motor accessories such as generators and starting motors should be ordered from authorized Service Stations maintained by manufacturers of these units throughout the country.

Always state post office address, town, county and state where parts are to be shipped. Also specify whether material is to be shipped by freight, express or parcel post.

Confirm all telephone or telegraph orders in writing.

Parts interchangeable with O.T.C. may be ordered from Owatonna Tool Company.

No credit will be allowed on parts unless they are returned to the dealer from whom they were purchased; from there they will be returned, at the customer's expense to the factory for inspection.

Unless claims for shortages or errors are made immediately upon receipt of goods, they will not be considered.

When broken goods are received, a full description of the damage should be made by the carrier agent on the freight bill. If this description is insisted upon, full damage can always be collected from the transportation company.

No responsibility is assumed for delay or damage to merchandise while in transit. Our responsibility ceases upon delivery of shipment to the transportation company from whom a receipt is received showing that shipment was in good condition when delivered to them; therefore, claims (if any) should be filed with the transportation company and not with the Allis-Chalmers Manufacturing Company.

The right is reserved to change the construction or material of any parts where it seems desirable to do so, without incurring the obligation of installing such changes on loaders already delivered.

ORDERING OF PARTS

In sending wire orders, it is important that a one-word description of part wanted be specified after each part number. In event the message is received with incorrect part number, it will help us to ascertain the part actually required. Confirm each telegraphic order by mail in order that it may be checked

and if not correctly transmitted, the error detected.

Shipping or other instructions in the body of a telegram which normally consists of many words, can be condensed into one by the use of the proper code word:

TELEGRAPHIC CODE

AIRYX – Ship by Air Express
SONST – Ship to me (us) by Express
SOOTY – Ship by Express
SOYON – Ship to me (us) by Mail
SOBOS – Ship by Mail to
SORAT – Ship to me (us) by Freight
SAPAT – Ship by Freight to
SPLAT – When and how did you ship parts
on my (our) order
SPATS – When and how will you ship parts
on my (our) order
STAUB – Cancel my (our) order
STUFE – Add to my (our) parts order
SOMOR – Duplicate shipment of my (our) order

* * *

LIST OF ABBREVIATIONS

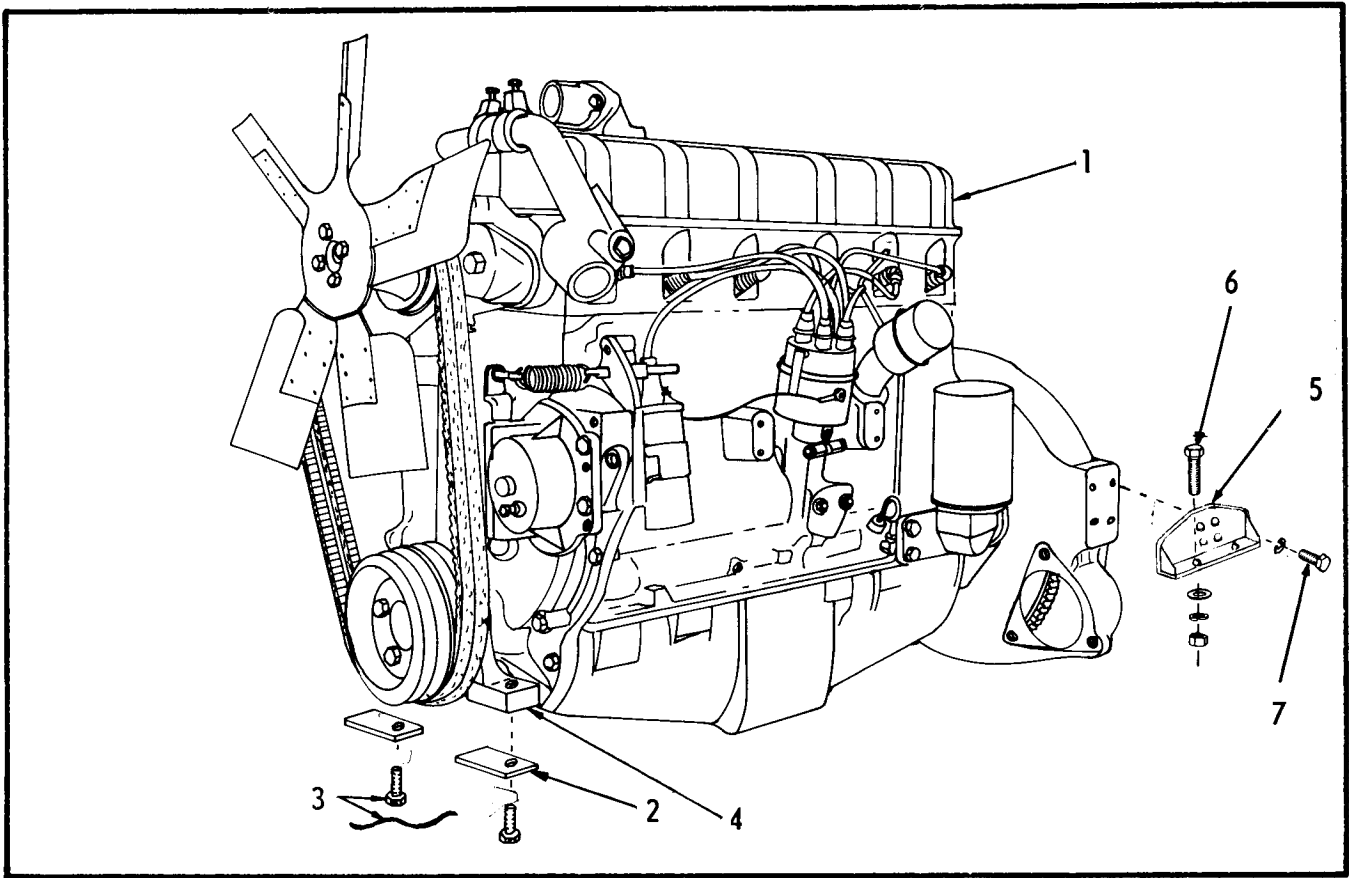
ASA	American Standard Association	M.I.	Malleable Iron
Assy.	Assembly	Mach.	Machine
Blk.	Black	Med.	Medium
Brz.	Bronze	NC (Thread)	National Coarse
Cont.	Continued	NF (Thread)	National Fine
Ctsk.	Countersunk	NPT	National Pipe Thread
Cu.	Cubic	O.D.	Outside Diameter
Cyl.	Cylinder	Oz.	Ounce
Dia.	Diameter	psi	pounds per square inch
Eng.	Engine	Rd.	Round
Fil.	Filister.	rpm	revolutions per minute
Ft.	Foot or Feet	SAE	Society of Automotive Engineers
Ga.	Gauge	Skt.	Socket
Gal.	Gallon	Sq.	Square
Hex.	Hexagonal	St.	Straight
Hd.	Head	Std.	Standard
I.D.	Inside Diameter	Sub-Assy.	Sub-Assembly
In.	Inches	Thk.	Thick
Incl.	Included	USS	United States Standard
Int.	Internal	w/	with - - -
JIC	Joint Industrial Congress	Yd.	Yard
Lb.	Pound		

ALPHABETICAL INDEX

NAME	PAGE	NAME	PAGE
Accelerator Pedal	29	Distributor	26
Accumulator Kit	143	Drag Link	90,91
Air Cleaner	30	Drawbar and Counterweight	116
Ammeter	107	Drive Shaft Group	63
Axle, Front	67	Dump Cylinder Assembly	123
Axle, Steering	67	Dump Link Assembly	111
Battery	104	Electrical System	101
Boom Assembly	111	Engine and Mounting	6
Brake Assy., Front & Steering	76,78	Engine Controls	29
Brake Assy., Parking	62	Engine Oil Filter	21
Brake System, Hydraulic	79	Exhaust Manifold	31
Breather Assembly, Hydraulic Tank	131	Fan	34
Breather, Differential	69	Fan Belt	34
Breather, Transmission	45	Filter, Engine Oil	21
Breather, Vacuum Unit	87	Filter, Fuel	97
Buckets	140	Filter, Transmission Oil	43
Camshaft	14	Floor Plate Weld Assemblies	98
Carburetor	37	Flywheel and Ring Gear	10
Clutches & Housing (Transmission)	55	Flywheel Housing	10
Clutch Valve Assembly	57	Frame, Stabilizer and Seat Group	113
Connecting Rod and Piston	11	Fuel System, Cowl and Floor Plates	95
Control Valve Assembly	133	Gauges, Electrical	106
Converter	47	Generator	101
Counterweight and Drawbar	116	Governor	23
Crankshaft	9	Guard Group	109
Cross Links	111	Heater and Defroster Group	145
Cutting Edges	140	Horn Button Assembly	89
Cylinder Block	7	Hoses	126
Cylinder Head and Valves	16	Hydraulic Brake System	79
Cylinder, Power Steering	93	Hydraulic Piping Group	125
Defroster and Heater	145	Hydraulic Power Steering Cylinder and Valve Assembly	93
Differential Carrier and Housing	67		

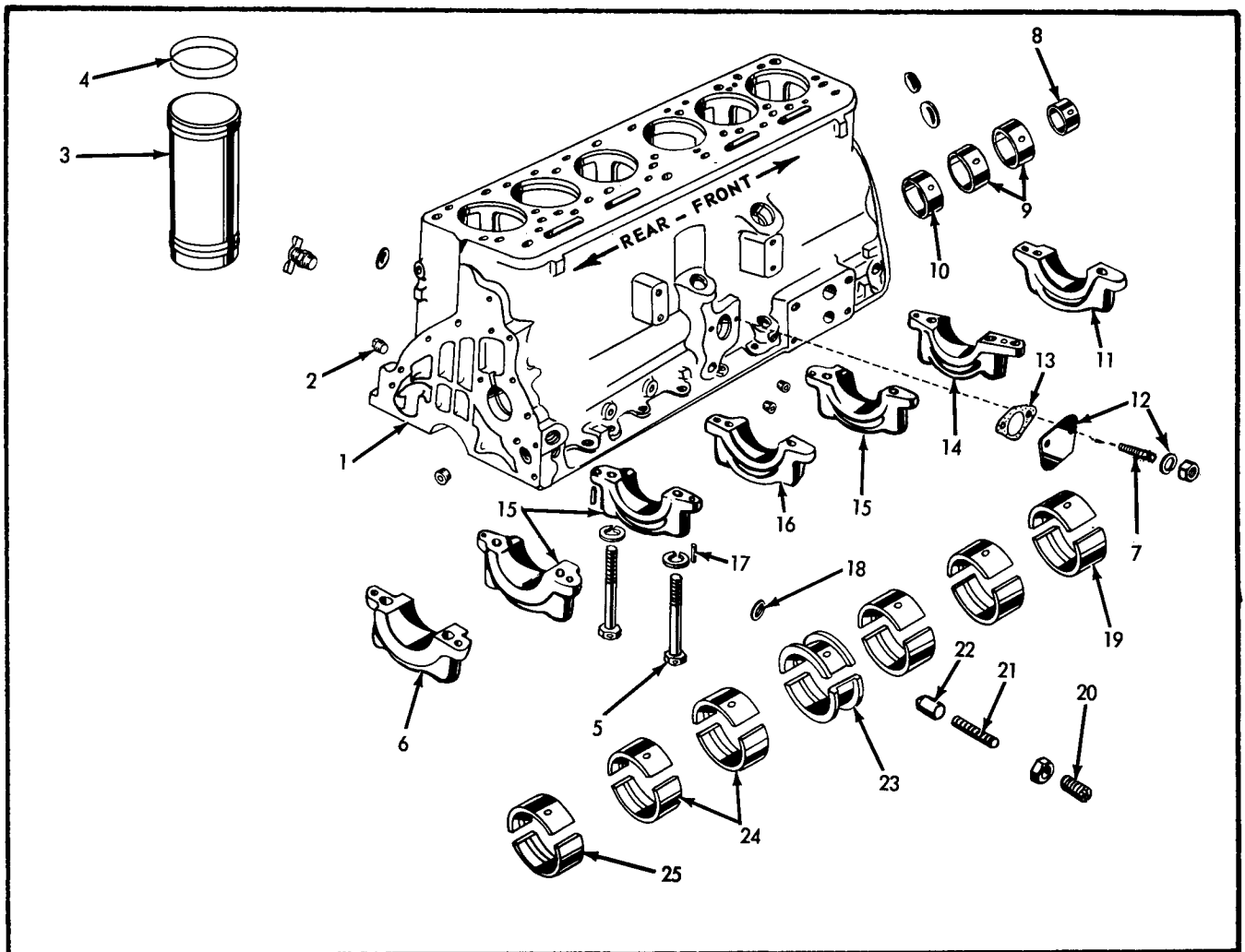
ALPHABETICAL INDEX – CONTINUED

NAME	PAGE	NAME	PAGE
Hydraulic Power Steering Group.....	89	Rocker Arm Shaft Assembly.....	14
Hydraulic Power Steering Lines.....	41	Seat Cushions	113
Hydraulic Power Steering Pump	137	Shaft and Hub Group, Planetary	71
Hydraulic Tank Group	127	Stabilizer	113
Ignition	25	Starting Motor	101
Intake Manifold	31	Starting Switch	107
Lever, Transmission Control	59	Steering Arm Assembly	90
Lever Assembly, Parking Brake.....	83	Steering Axle.....	67
Lights	104,105,106,107	Steering Gear Assembly	89
Lift Cylinder	121	Step and Guard Group	109
Linkage Group.....	111	Tank, Hydraulic System.....	127
Main Bearing Caps and Shims.....	7,8	Tank, Vacuum	87
Manifolds, Intake and Exhaust	31	Temperature Sender.....	106
Manifold, Water	32	Thermostat.....	33
Muffler	20	Tie Rod	75
Oil Filter, Engine.....	21	Timing Gear.....	15
Oil Pump and Pan.....	18	Timing Gear Cover	12
Pins, Loader Linkage	111	Tire and Wheel Group.....	85
Piping, Hydraulic	125	Tools (Special)	149
Piston and Connecting Rod.....	11	Torque Converter (Transmission).....	47
Piston Rings	11	TRACTOCRANEHOOK	141
Planetary Shaft and Hub	71	TRACTODOZER Moldboard	142
Power Steering Cylinder and Valve	93	TRACTOFORK	141
Power Steering Group.....	89	Transmission Assembly.....	51
Pressure Sender	106	Transmission Control Group	59
Pump Assy., Fuel.....	95	Transmission Support & External Lines	43
Pump Assy., Hydraulic	139	Vacuum Hydraulic Unit	87
Pump Assy., Hydraulic Power Steering.....	137	Valve Assembly, Clutch	57
Pump Assy., Water	34	Valve Mechanism and Camshaft	14
Pump, Engine Oil	18	Water Manifold.....	32
Radiator	39	Water Pump and Fan.....	34
Radiator Shell and Hood Group.....	119	Wheel and Tire Group.....	85



ENGINE AND MOUNTING

ITEM	PART NUMBER	QTY.	PART NAME	NOTE
1	26206	1	Engine Assy., Complete (Includes parts as listed on pages 7 thru 27 & 31 thru 38)	
2	13862	-	Shim (.0598" thick) (Use as required)	
3	27764	2	Capscrew, 1/2" - 13 NC x 2-1/2"	
	1085	2	Lockwire	
4	4506680	1	Bracket, rear, engine support (Also see Item #1, page 12)	
5	23808	1	Bracket, front, engine support	
6	915788	4	Capscrew, 5/8" - 18 NF x 2-1/4"	
	911100	4	Plain Washer, 5/8" SAE	
	904209	4	Lockwasher, 5/8" ASA Med.	
	911044	4	Hex Nut, 5/8" - 18 NF	
7	916311	8	Capscrew, 1/2" - 13 NC x 1-1/4"	
	904208	8	Lockwasher, 1/2" ASA Med.	



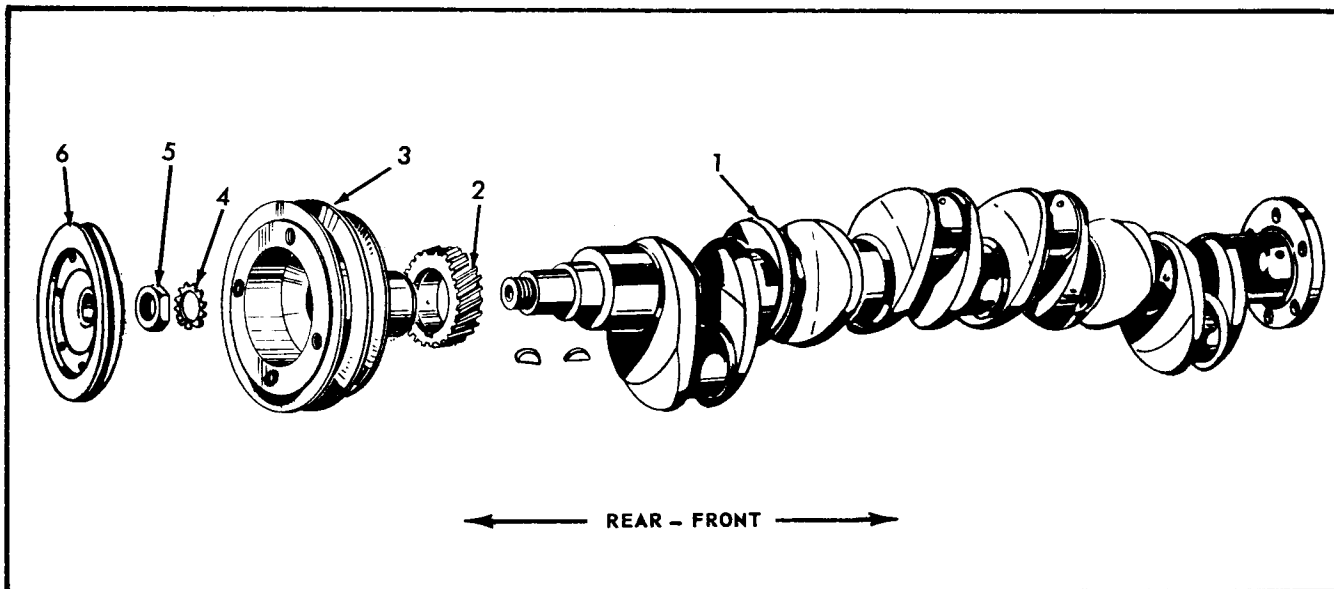
CYLINDER BLOCK

ITEM	PART NUMBER	QTY.	PART NAME	ASSEMBLY OR PACKAGE NO.
1	4511319	1	Block Assy., Cylinder	
	912415	1	Drain Cock	
	910014	1	Expansion Plug	
	904260	2	Pipe Plug, 3/8", Steel, Ctsk., 5/16" Sq. Skt.	
	901652	1	Pipe Plug, 1/4", Steel, Sq. Hd.	
2	4507607	6	Pipe Plug	
3	4510817	6	Cylinder Sleeve	4508990
4	4507706	12	Packing Ring	4508990
5	4500327	14	Capscrew, main bearing cap	
	910153	1	Lockwasher, 9/16" ASA Med.	
6	4511252	1	Cap, main bearing, rear	
7	4501415	2	Stud, fuel pump mounting	
8	4500157	1	Bearing, camshaft, rear	

(Continued)

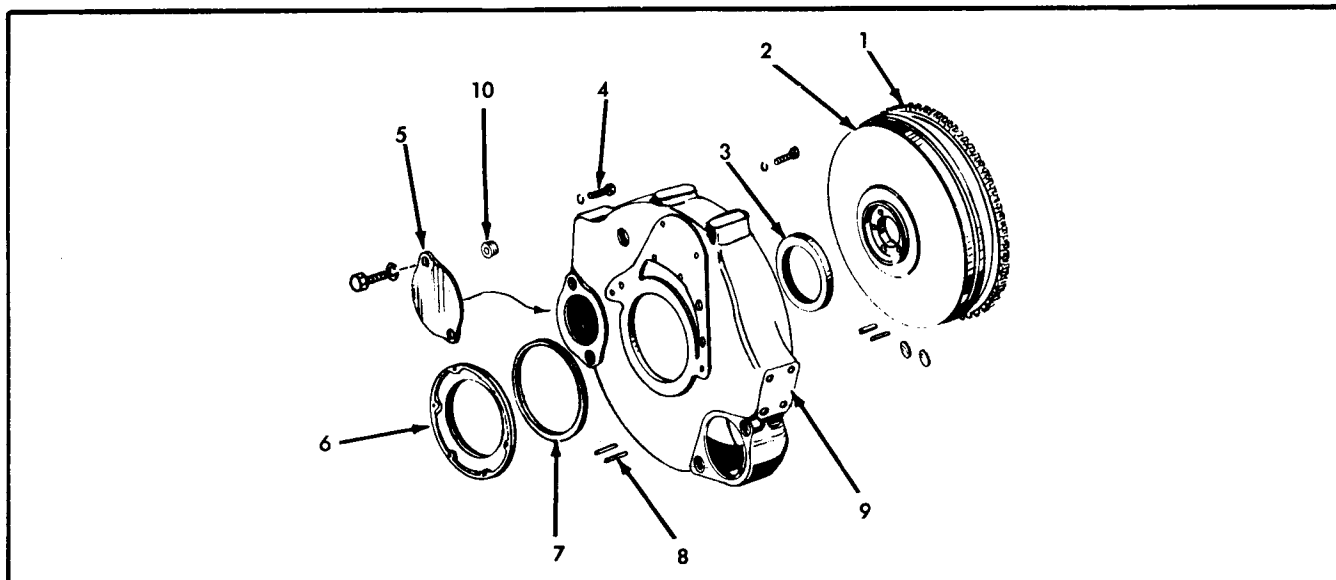
CYLINDER BLOCK - CONTINUED

ITEM	PART NUMBER	QTY.	PART NAME
9	4500156	2	Bearing, camshaft, intermediate
10	4500155	1	Bearing, camshaft, front
11	4511248	1	Cap, main bearing, front
12	4500332	1	Cover, fuel pump pad
	910233	2	Hex Nut, 5/16" - 24 NF
	4114622	2	Washer, copper
13	4003813	1	Gasket, pad cover
14	4508639	1	Cap, main bearing, intermediate
15	4511246	3	Cap, main bearing, intermediate
16	4511250	1	Cap, main bearing, center
17	4502098	14	Dowel, main bearing cap
18	4507673	1	Insert, oil pressure regulating valve
19	4511495	2	Bearing, half, main, front (Std.)
	4511582	2	Bearing, half, main, front (.010")
	4511584	2	Bearing, half, main, front (.020")
	4511585	2	Bearing, half, main, front (.040")
20	4510836	1	Screw, oil pressure regulator
	910847	1	Hex Nut, 3/4" - 16 NF
21	4500231	1	Spring, oil pressure regulator
22	4500230	1	Piston, oil pressure regulator
23	4511497	2	Bearing, half, main, center (Std.)
	4511592	2	Bearing, half, main, center (.010")
	4511594	2	Bearing, half, main, center (.020")
	4511595	2	Bearing, half, main, center (.040")
24	4511494	8	Bearing, half, main, intermediate (Std.)
	4511577	8	Bearing, half, main, intermediate (.010")
	4511579	8	Bearing, half, main, intermediate (.020")
	4511580	8	Bearing, half, main, intermediate (.040")
25	4511493	2	Bearing, half, main, rear (Std.)
	4511572	2	Bearing, half, main, rear (.010")
	4511574	2	Bearing, half, main, rear (.020")
	4511575	2	Bearing, half, main, rear (.040")



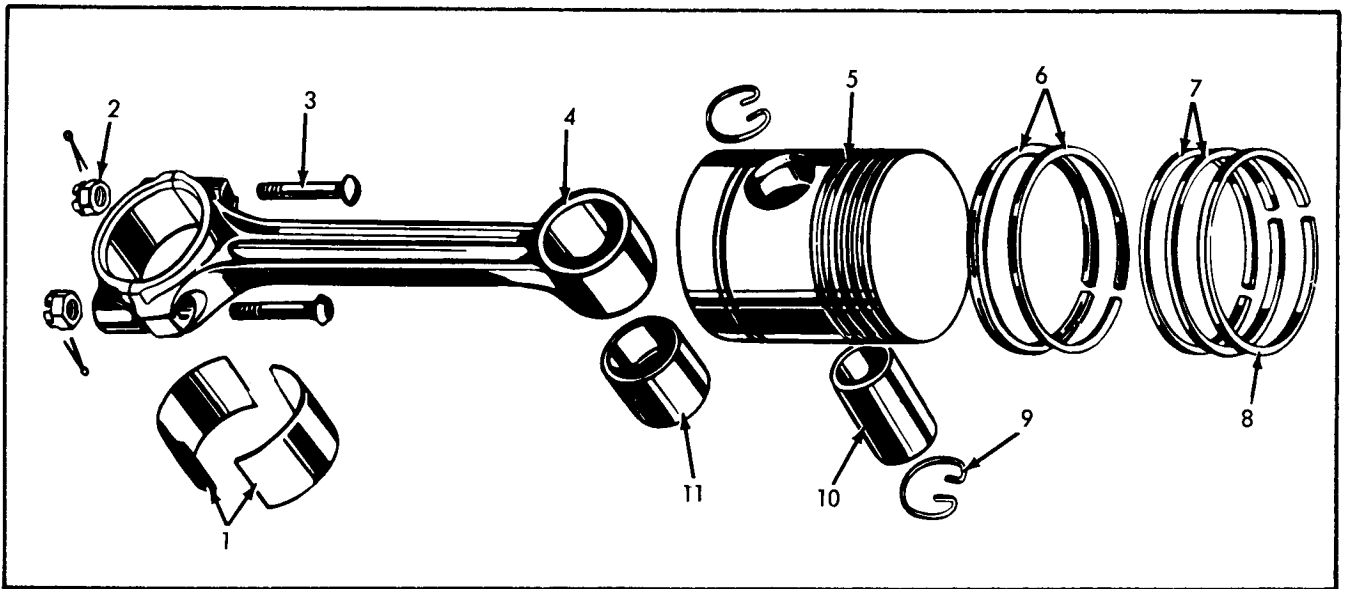
CRANKSHAFT

ITEM	PART NUMBER	QTY.	PART NAME
1	4507700	1	Crankshaft
2	4500101	1	Gear, crankshaft
	905845	1	Key
3	4511725	1	Pulley, fan drive
	905845	1	Key
4	4508273	1	Washer, star
5	4505096	1	Nut
6	25339	1	Pulley
	26020	4	Capscrew, 7/16" - 14 NC x 1-1/2", Dr. Hd.
	904207	4	Lockwasher, 7/16" ASA Med.
	1085	1	Lockwire, #16 W & M Ga. x 17" long



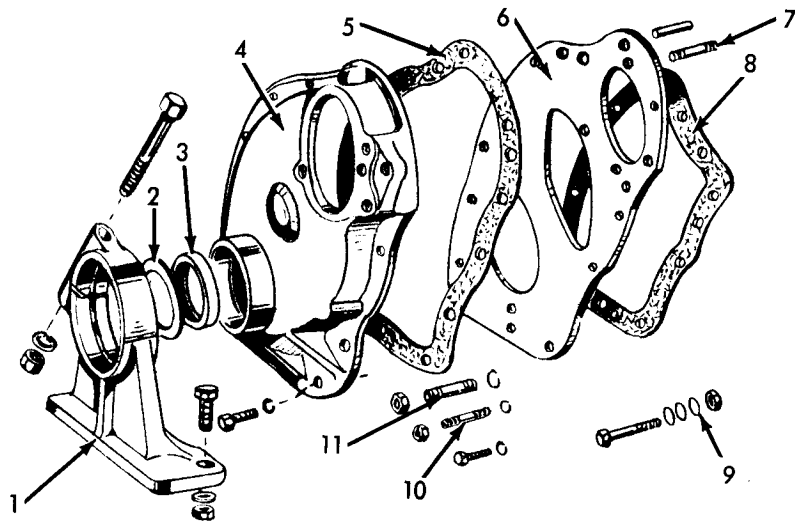
FLYWHEEL AND RING GEAR

ITEM	PART NUMBER	QTY.	PART NAME
1	4001152	1	Gear, ring
2	4511810	1	Flywheel Assy. (Includes Item #1)
	919782	4	Capscrew, 1/2" - 20 NF x 1-5/8"
	904208	4	Lockwasher, 1/2" ASA Med.
	910333	2	Expansion Plug
3	4500504	1	Seal, oil (Inner)
4	4004054	7	Capscrew, flywheel housing
	904208	7	Lockwasher, 1/2" ASA Med.
5	4303737	1	Cover, starter pad
	913500	3	Capscrew, 5/8" - 11 NC x 3/4"
	904209	3	Lockwasher, 5/8" ASA Med.
6	4509302	1	Retainer, oil seal
7	4502930	1	Seal, oil (Outer)
8	4500300	2	Dowel, flywheel
9	4511907	1	Housing Assy., flywheel (Includes Item #6)
	917546	2	Dowel
10	917686	1	Pipe Plug, 3/4", M.I., Ctsk., 1/2" Sq.



PISTON AND CONNECTING ROD

ITEM	PART NUMBER	QTY.	PART NAME	ASSEMBLY OR PACKAGE NO.
1	4511496	12	Bearing, (half) connecting rod(Std.)	
	4511587	12	Bearing, (half) connecting rod (.010")	
	4511589	12	Bearing, (half) connecting rod (.020")	
	4511590	12	Bearing, (half) connecting rod (.040")	
2	4505546	12	Nut, connecting rod bolt	
	900801	12	Cotter Pin, 3/32" x 3/4"	
3	4505545	12	Bolt, connecting rod	
4	4507982	6	Rod Assy., connecting (Includes Items #2, #3 and #11)	
5	4507704	6	Piston	4508990
6	4510807	12	Ring, piston (5th)	
	4512103	6	Ring, piston (4th)	
7	4507713	12	Ring, piston (2nd & 3rd)	4508989,4508990
8	4507712	6	Ring, piston (Top)	
9	4002204	12	Retainer, piston pin	4508990
10	4507710	6	Pin, piston	
11	4500145	6	Bushing, connecting rod	



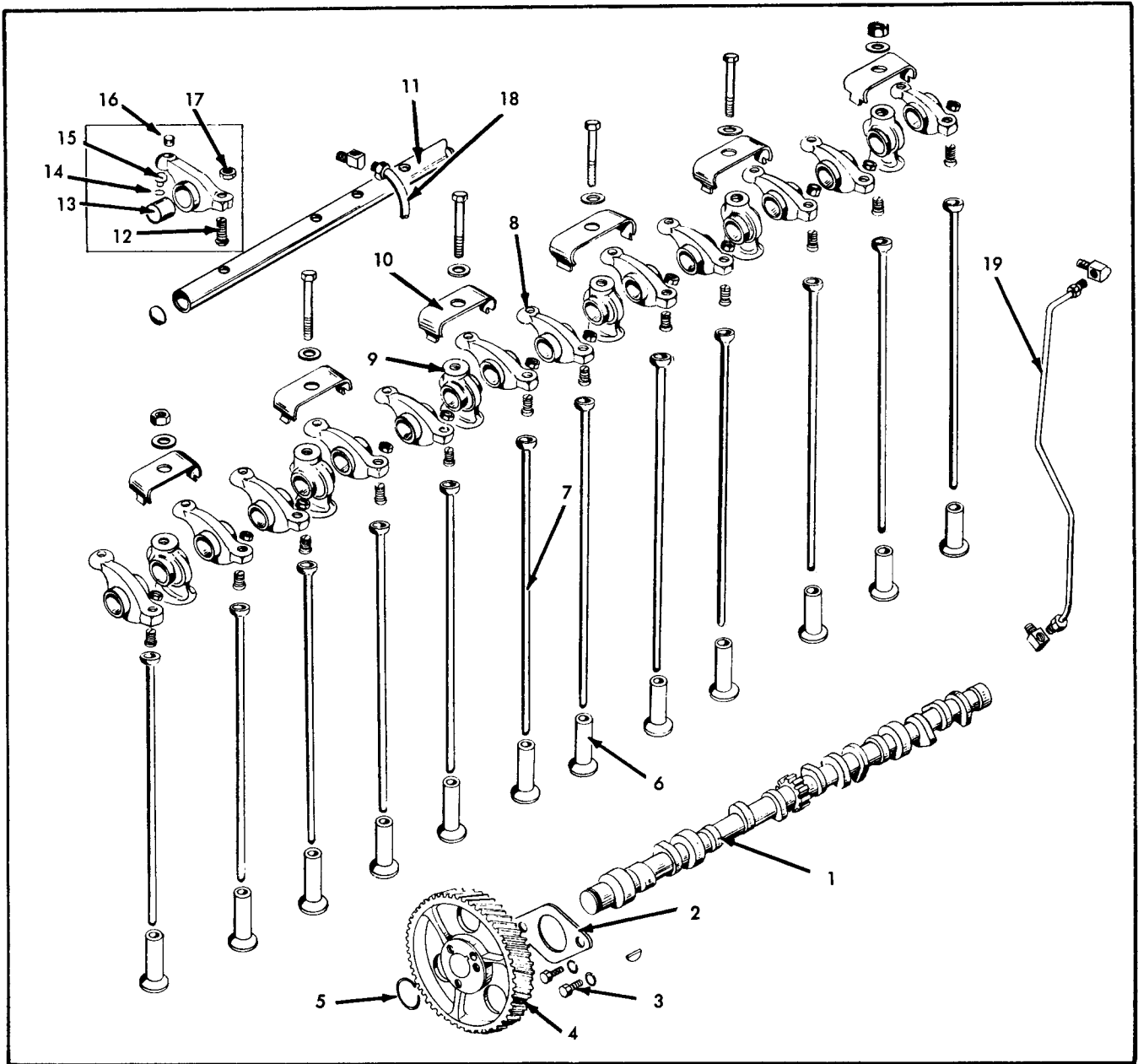
TIMING GEAR COVER

ITEM	PART NUMBER	QTY.	PART NAME	ASSEMBLY OR PACKAGE NO.
1	4506680	1	Bracket, rear support	
	912195	1	Bolt, clamp, 1/2" - 20 NF x 4"	
	904208	1	Lockwasher, 1/2" ASA Med.	
	910195	1	Nut, 1/2" - 20 NF	
	913717	2	Capscrew, 1/2" - 13 NC x 1-1/8"	
	917155	2	Lockwasher, 1/2"	
	910325	2	Nut, 1/2" - 13 NC	
2	4500308	1	Washer, felt	
3	4500307	1	Seal, oil	
4	4500532	1	Cover Assy., gear (Includes 1--4502481 and 1--4500786)	
	903630	9	Capscrew, 3/8" - 16 NC x 1"	
	904281	1	Capscrew, 3/8" - 16 NC x 2-1/4"	
	904206	8	Lockwasher, 3/8" ASA Med.	
5	4500187	1	Gasket, gear cover	4511760
6	4502394	1	Plate Assy., rear (Includes 1--4003040)	
	903628	2	Capscrew, 3/8" - 16 NC x 5/8"	
	904206	2	Lockwasher, 3/8" ASA Med.	

(Continued)

TIMING GEAR COVER - CONTINUED

ITEM	PART NUMBER	QTY.	PART NAME	ASSEMBLY OR PACKAGE NO.
6	917359	2	Dowel	
	4003040	1	Stud	
7	4508501	1	Stud	
	910324	1	Hex Nut, 3/8" - 16 NC	
8	4500127	1	Gasket, rear plate	4511760
9	4251367	3	Washer, copper	
10	4502481	1	Stud	
	910324	1	Hex Nut, 3/8" - 16 NC	
11	4500786	1	Stud	
	910324	1	Hex Nut, 3/8" - 16 NC	



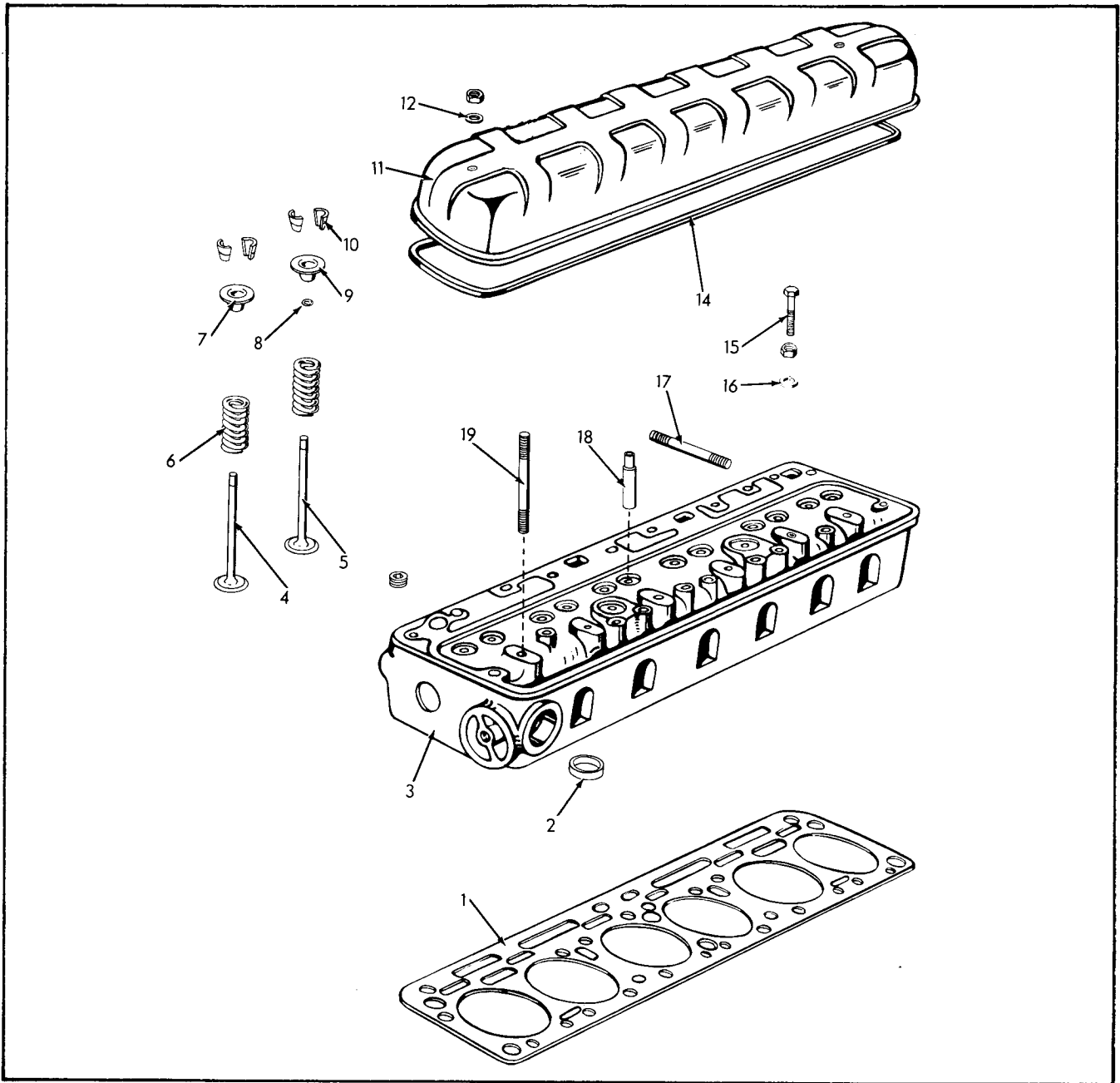
VALVE MECHANISM AND CAMSHAFT

ITEM	PART NUMBER	QTY.	PART NAME	NOTE
1	4511958	1	Camshaft	
2	4502467	1	Plate, thrust	
3	4502468	2	Capscrew, thrust plate, 7/16" - 14 NC x 9/16"	
	904207	2	Lockwasher, 7/16" ASA Med.	
4	4512510	1	Gear, Camshaft	
	905845	1	Key	
5	4500313	1	Retainer, Gear	
6	4511900	12	Lifter, Valve	
7	4504052	12	Rod, Push	

(Continued)

VALVE MECHANISM AND CAMSHAFT - CONTINUED

ITEM	PART NUMBER	QTY.	PART NAME
8	4510049	6	Arm Assy., Rocker (Offset to rear) (Includes Items #12 thru #17)
	4510051	6	Arm Assy., Rocker (Offset to front) (Each includes Items #12 thru #17)
9	4507392	6	Bracket, rocker arm shaft
10	4500176	6	Clip, bracket
	906695	4	Capscrew, 3/8" - 16 NC x 3-1/4"
	910123	2	Hex Nut, 3/8" - 24 NF
	900817	6	Plain Washer, 3/8" U.S. Std.
11	4505260	1	Shaft Assy., Rocker Arm (Includes Plug 914590)
	914590	1	Plug, expansion
12	4501875	12	Screw, adjusting
13	4500171	12	Bushing
14	4501178	12	Retainer, ball
15	4501177	12	Ball
16	4501211	12	Wick, oil
17	4001304	12	Locknut, adjusting screw
18	4502408	1	Line Assy., overflow (Includes 1--913536)
	913040	1	Elbow
	913536	1	Nut
19	4511767	1	Line Assy., oil (To Cylinder Head) (Includes 2--913536)
	913039	2	Elbow
	913536	2	Nut



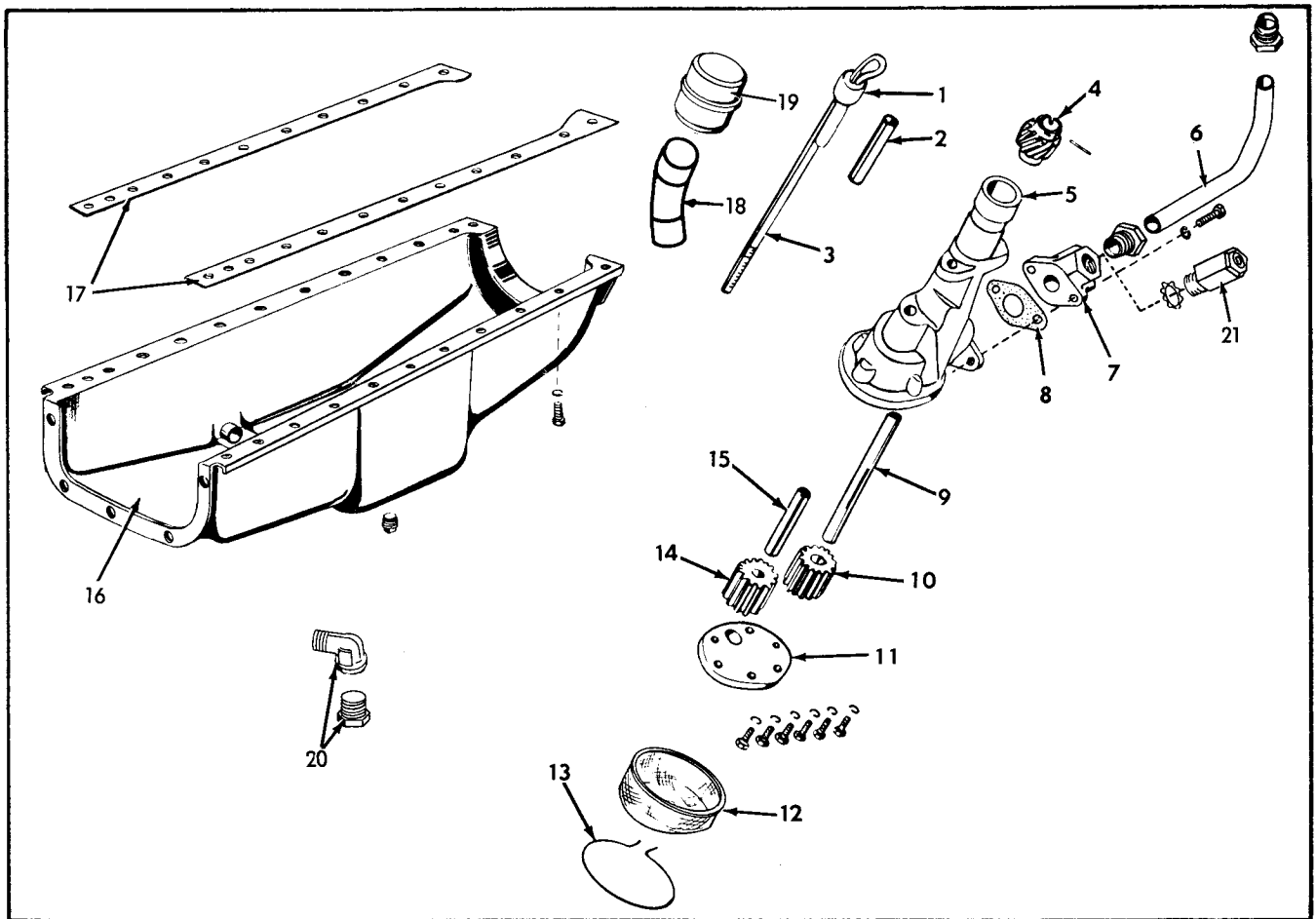
CYLINDER HEAD

ITEM	PART NUMBER	QTY.	PART NAME	ASSEMBLY OR PACKAGE NO.
1	4512221	1	Gasket, cylinder head	4512020
2	4504706	6	Insert, exhaust valve	
3	4508683	1	Head Assy., cylinder (Includes 4-- 910006, 2-- 917686 and Items #2 & #18)	
	910006	4	Plug, expansion	
	917686	2	Pipe Plug, 3/4", M.L., Ctsk., 1/2" Sq.	
4	4506532	6	Valve, exhaust	
5	4500281	6	Valve, intake	

(Continued)

CYLINDER HEAD - CONTINUED

ITEM	PART NUMBER	QTY.	PART NAME	ASSEMBLY OR PACKAGE NO.
6	4508944	12	Spring, valve	
	4511255	12	Dampener, valve spring	
7	4506365	6	Cap, roto, exhaust valve	
8	4510826	6	Deflector, oil, intake valve spring retainer	
9	4505800	6	Retainer, valve spring, intake	
10	4356080	24	Lock, retainer, valve spring, intake	
11	4504350	1	Cover, cylinder head	
	910123	2	Nut, 3/8" - 24 NF	
12	4105451	2	Washer, cylinder head cover nut	4512020
13	4500319	1	Cap, breather (Not Shown, see page 18)	
14	4500194	1	Gasket, cylinder head cover	4512020
15	4511644	14	Capscrew, cylinder head	
16	4511676	14	Washer, stud nut	
17	4500328	10	Stud, manifold, short	
18	4500166	12	Guide, valve	
19	4508061	2	Stud, rocker arm bracket cover	
	900817	2	Plain Washer, 3/8" U.S. Std.	
	910123	2	Hex Nut, 3/8" - 24 NF	



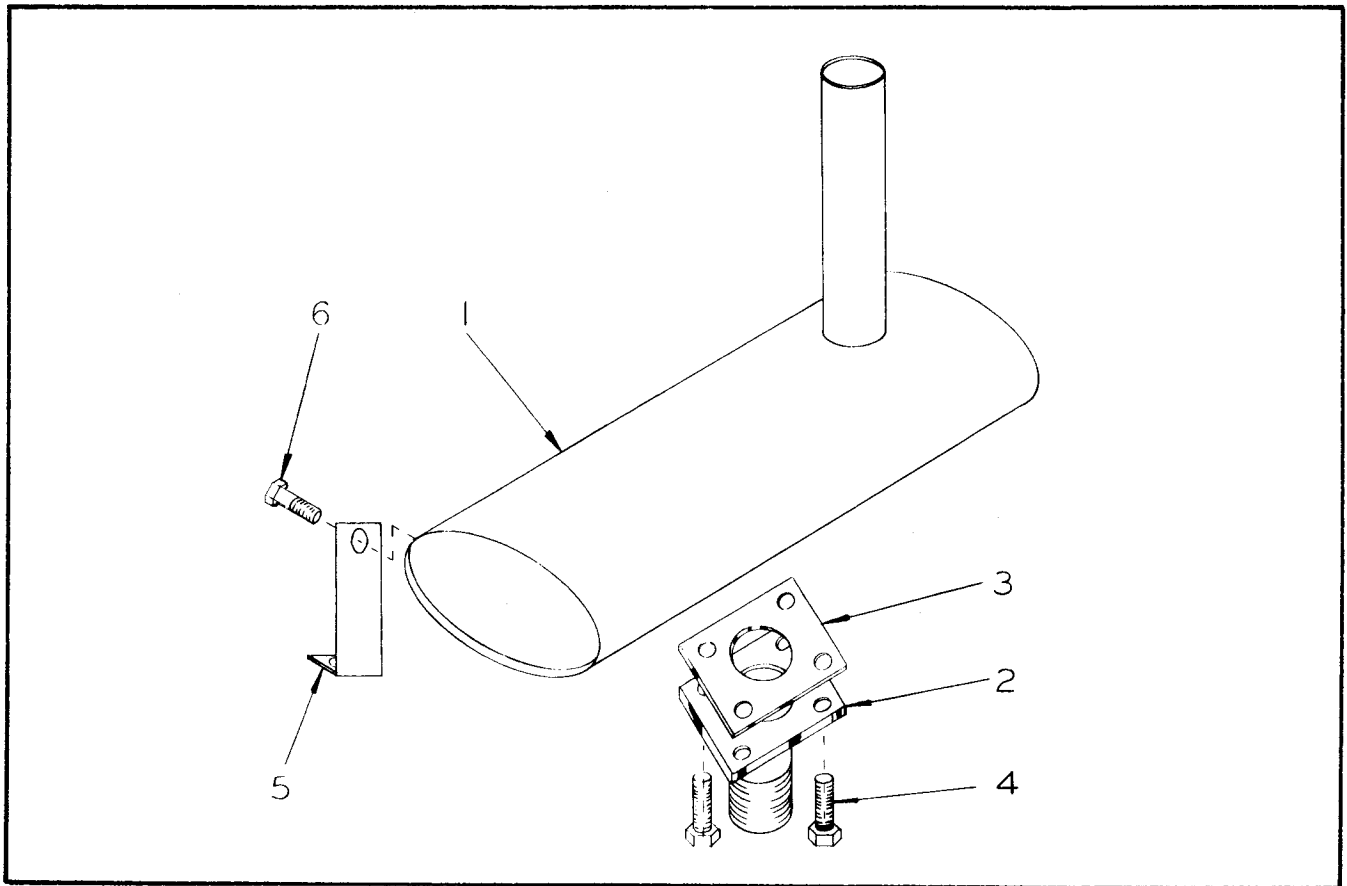
OIL PUMP AND OIL PAN

ITEM	PART NUMBER	QTY.	PART NAME	ASSEMBLY OR PACKAGE NO.
	4508813	1	Pump Assy. (Includes Items #4, #5 and #9 thru #15)	
-	910245	2	Capscrew, 3/8" - 16 NC x 1-3/8"	
	904206	2	Lockwasher, 3/8" ASA Med.	
1	4506607	1	Seal, oil level gauge	
2	4506593	1	Adapter, oil level gauge	
3	4509242	1	Gauge, oil level (Includes Item #1)	
4	4506927	1	Gear, drive	
	917274	1	Pin	
5	4508814	1	Body, oil pump	
6	4511962	1	Tube, oil pump to No. 6 bearing cap	
	918872	2	Nut, hi-duty	
7	4511961	1	Flange, oil pump	
	903772	1	Capscrew, 5/16" - 18 NC x 1"	
	917139	1	Capscrew, 5/16" - 18 NC x 1-7/8"	
	904205	2	Lockwasher, 5/16" ASA Med.	
8	4508941	1	Gasket, flange	4511760

(Continued)

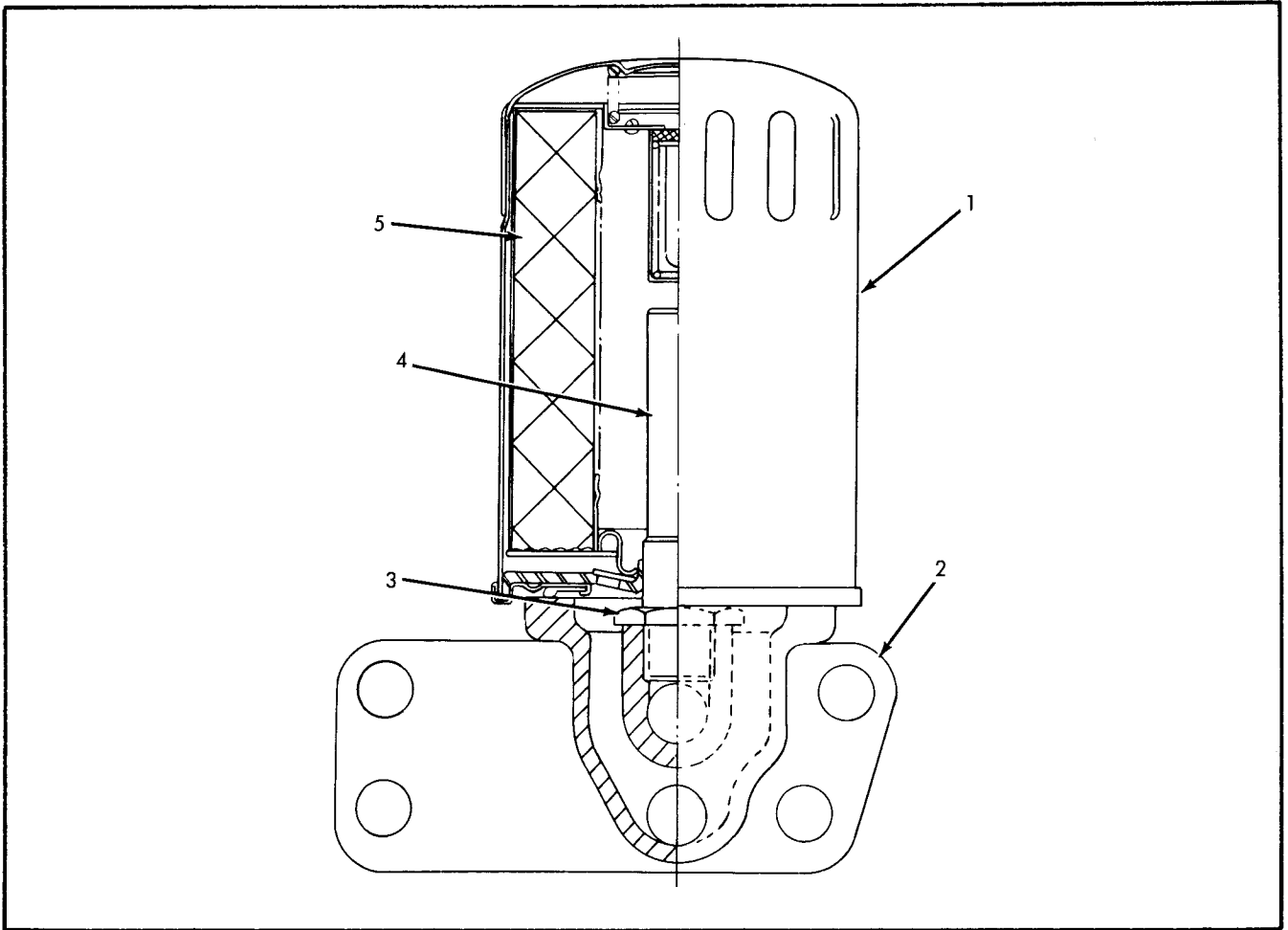
OIL PUMP AND OIL PAN - CONTINUED

ITEM	PART NUMBER	QTY.	PART NAME	NOTE
9	4506930	1	Shaft, drive, oil pump	
10	4506928	1	Gear, drive, oil pump	
	4506926	1	Cover, oil pump	
11	903625	6	Capscrew, 1/4" - 20 NC x 3/4"	
	904204	6	Lockwasher, 1/4" ASA Med.	
12	4510693	1	Strainer, oil	
13	4371122	1	Wire, oil strainer	
14	4506928	1	Gear, idler	
15	4506929	1	Shaft, idler gear	
	4511692	1	Pan Assy., oil	
	905261	1	Pipe Plug, 1/2", Steel, 7/16" Sq. Hd.	
16	903775	22	Capscrew, 3/8" - 16 NC x 7/8"	
	904206	22	Lockwasher, 3/8" ASA Med.	
	901653	1	Pipe Plug, 3/8", Steel, 7/16" Sq. Hd.	
17	4501199	2	Gasket, oil pan	
18	4507375	1	Breather Pipe	
19	4500319	1	Breather Cap	
	25513	1	90° Elbow, 1/2" NPT	
20	10159	1	Magnetic Drain Plug Assy. (Includes 1--10158)	
	10158	1	Gasket	
21	4511966	1	Valve Assy., relief	
	4511965	1	Washer	



MUFFLER GROUP

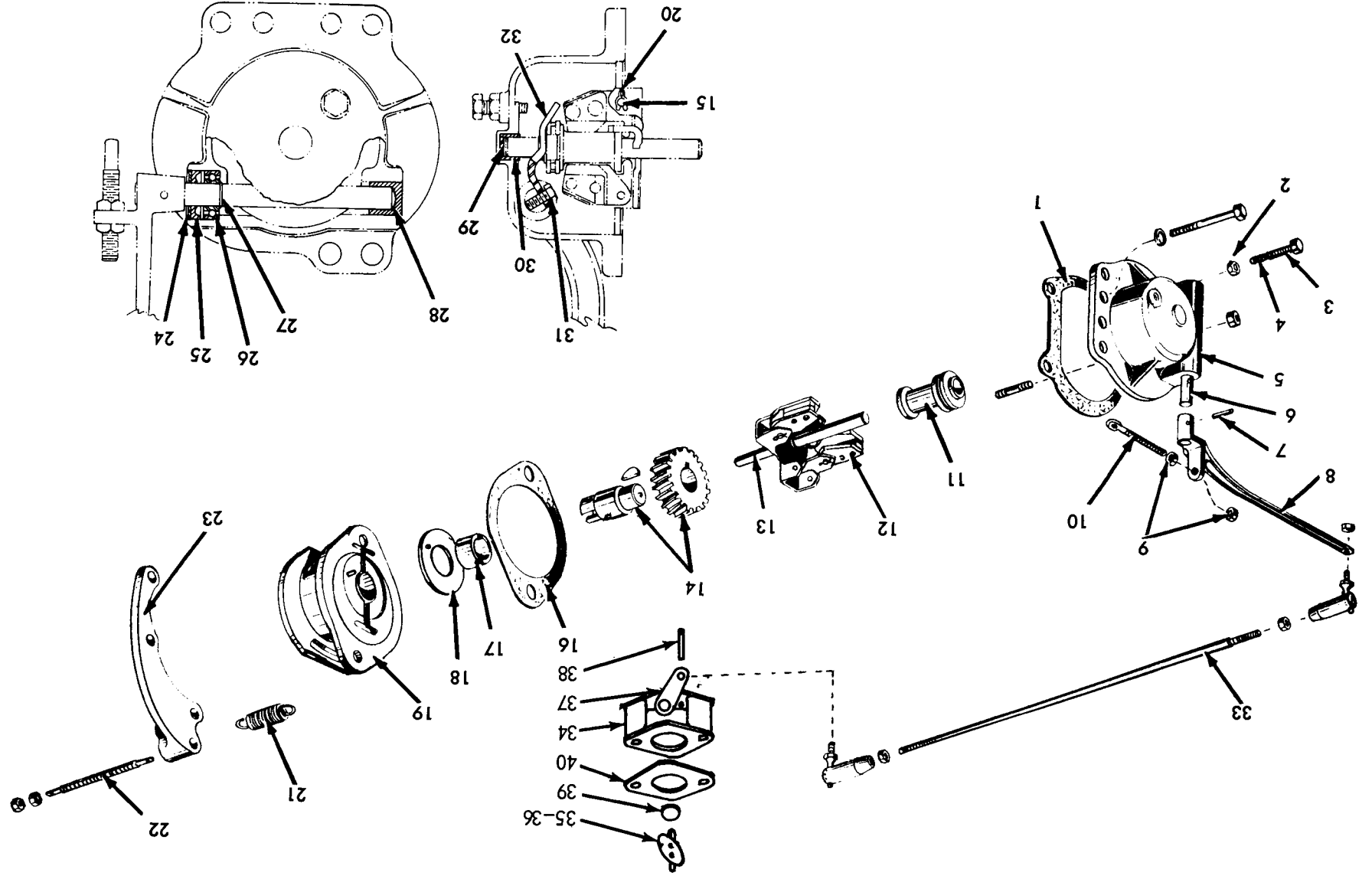
ITEM	PART NUMBER	QTY.	PART NAME	NOTE
1	23307	1	Muffler	
2	26017	1	Adapter	
3	23319	1	Gasket	
	916225	4	Capscrew, 3/8" - 24 NF x 1"	
4	904206	4	Lockwasher, 3/8" ASA Med.	
	911041	4	Hex Nut, 3/8" - 24 NF	
5	26082	1	Bracket	
	914875	1	Capscrew, 1/2" - 20 NF x 1"	
6	910244	1	Plain Washer, 1/2" SAE	
	904208	1	Lockwasher, 1/2" ASA Med.	
	911043	1	Hex Nut, 1/2" - 20 NF	



LUBE OIL FILTER

ITEM	PART NUMBER	QTY.	PART NAME	ASSEMBLY OR PACKAGE NO.
1	4511625	1	Filter Assy., lube oil (Includes Items #2 thru #5)	
	903638	4	Capscrew, 1/2" - 13 NC x 1-1/4"	
	904208	4	Lockwasher, 1/2" ASA Med.	
2	4511627	1	Base, oil filter	
3	4511708	1	Nut, center tube	
4	4511628	1	Tube, filter base center	
5	4511629	1	Filter, lube oil	
6	4511630	1	Gasket, filter base to block (Not shown)	4511760

GOVERNOR



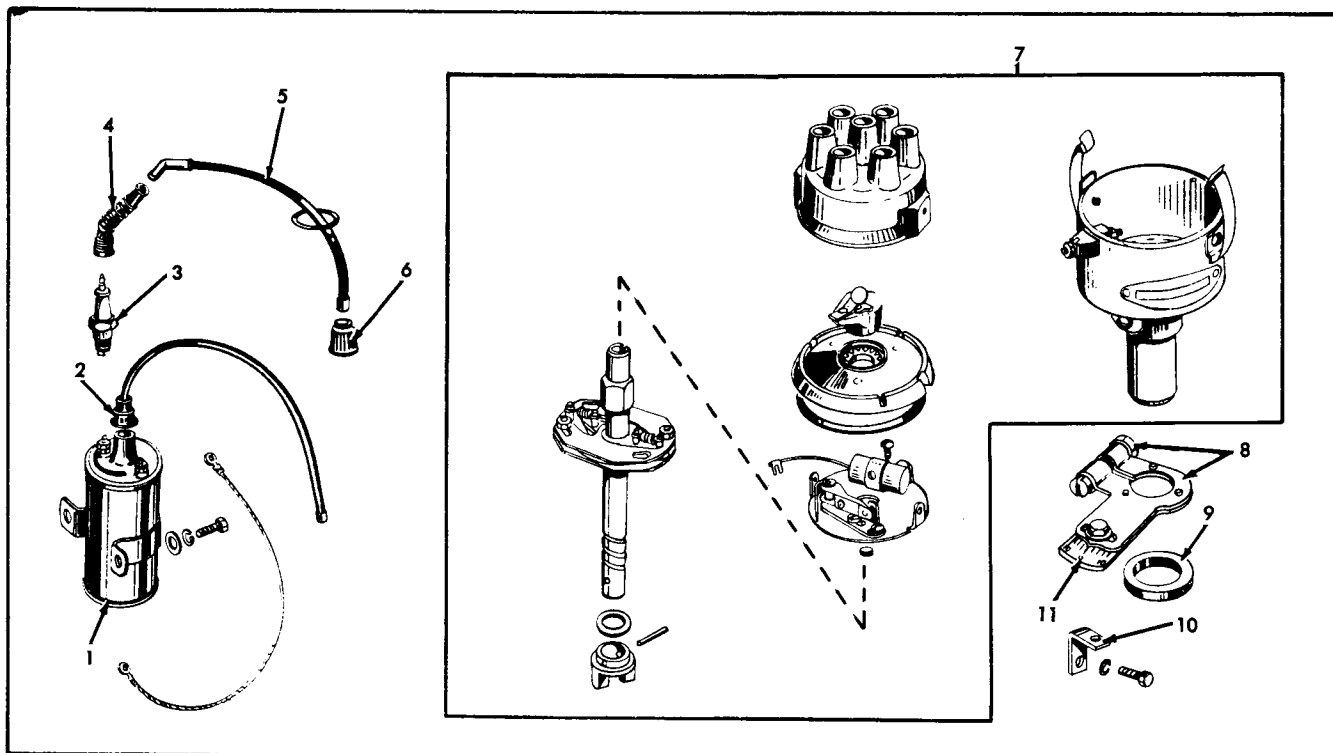
GOVERNOR

ITEM	PART NUMBER	QTY.	PART NAME	ASSEMBLY OR PACKAGE NO.
	4510521	1	Governor Assy. (Includes Items #2 thru #14, #21 and #24 thru #34)	
-	905667	3	Capscrew, 3/8" - 16 NC x 3"	
	904206	3	Lockwasher, 3/8" ASA Med.	
	910324	3	Nut, 3/8" - 16 NC	
1	4501434	1	Gasket, governor	4511760
2	4120613	1	Nut, bumper screw	
3	4049795	1	Screw, bumper	
4	4614092	1	Spring, bumper screw	
5	4510624	1	Body Assy., governor (Includes Items #2, #3, #4, #6 thru #10 & #24 thru #32)	
6	4049801	1	Shaft, rocker	
7	4049898	1	Pin, roll	
8	4049804	1	Lever, throttle	
9	4049796	2	Nut, adjusting screw	
10	4049798	1	Screw, adjusting	
11	4049905	1	Sleeve and Bearing Assy., thrust	
12	4049806	2	Weight Assy.	
13	4049904	1	Spider & Shaft Assy.	
14	4510990	1	Gear, governor drive (Includes Shaft)	
15	4045813	2	Pin, weight	
16	4500277	1	Gasket, adapter	4511760
17	4501274	1	Bearing, adapter	
18	4501273	1	Washer, thrust	
19	4507899	1	Adapter Assy. (Includes Item #17)	
	917106	1	Pin, dowel, 1/8" x 1/4" lg.	
	903631	1	Capscrew, 3/8" - 16 NC x 1-1/4"	
	904206	2	Lockwasher, 3/8" ASA Med.	
	910324	1	Hex Nut, 3/8" - 16 NC	
	910123	2	Hex Nut, 3/8" - 24 NF	
20	4041791	4	Clip, hair pin	
21	4041371	1	Spring, governor	
22	4507927	1	Shaft, throttle control	
	910329	2	Nut	

(Continued)

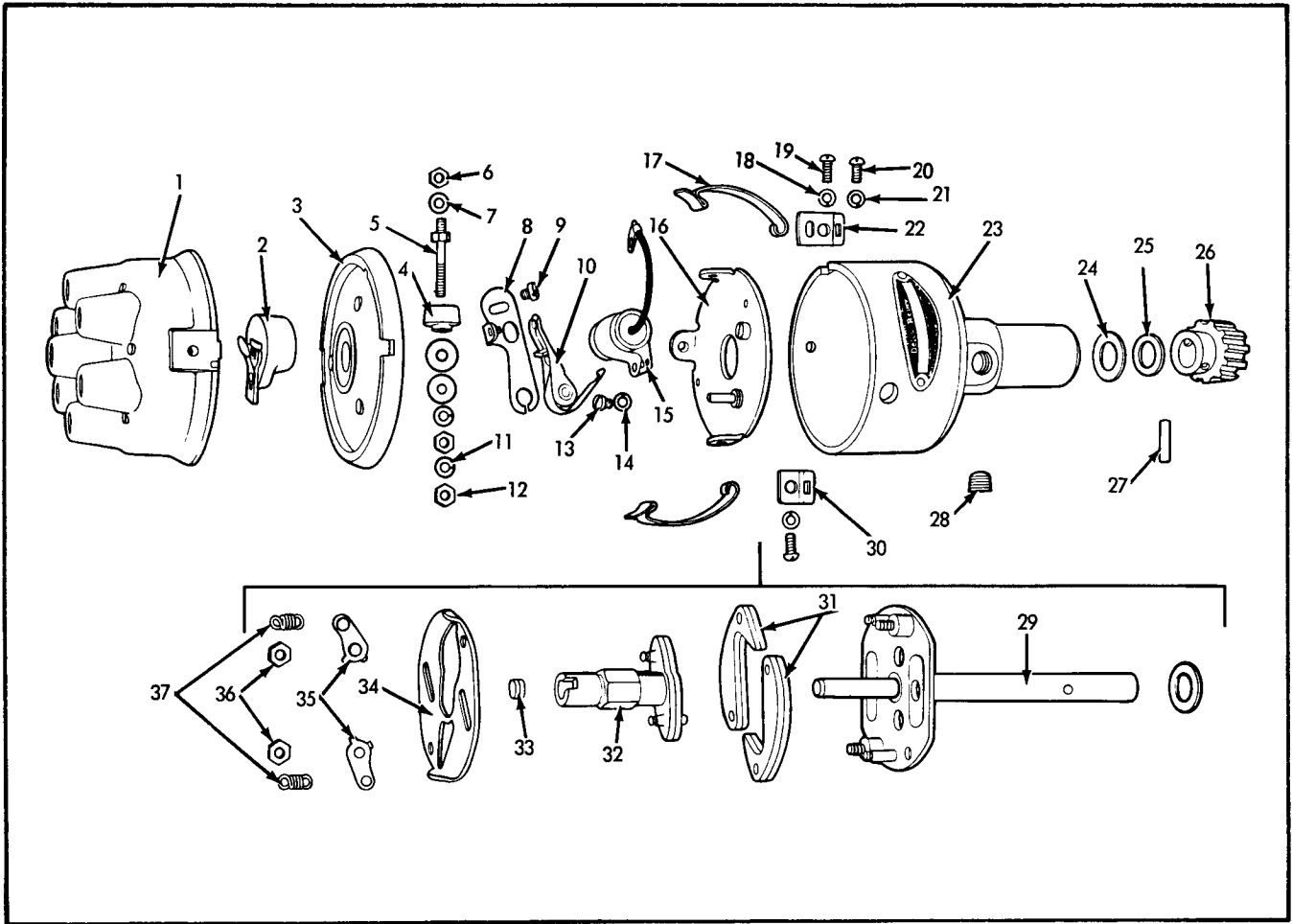
GOVERNOR -- CONTINUED

ITEM	PART NUMBER	QTY.	PART NAME	ASSEMBLY OR PACKAGE NO.
23	4501613	1	Bracket, control shaft	
24	4049797	1	Retainer, oil seal	
25	4050277	1	Seal, oil (Rocker shaft)	
26	4041303	1	Bearing, rocker shaft	
27	4049425	1	Snap Ring (Rocker shaft)	
28	4049799	1	Bushing (Rocker shaft)	
29	4049802	1	Disc, thrust	
30	4049800	1	Bushing, drive shaft	
31	4041829	3	Fastener	
32	4041689	1	Yoke, governor	
33	4502842	1	Rod, control	
	4254787	1	Ball Joint (Front)	
	910251	2	Hex Nut, #10-32 NF	
	917415	1	Nut, #10-32 NF	
	917257	2	Lockwasher, #10	
	4250032	1	Ball Joint (Rear)	
34	4511989	1	Valve Box Assy. (Includes one Housing and Items #35 thru #40)	
	----	1	Housing (Not serviced separately)	
35	4050345	1	Shaft, valve	
36	4508019	1	Valve	
	4041828	2	Screw	
37	4511990	1	Lever	
	910176	1	Pin	
38	4044216	1	Stop Pin	
39	911006	1	Welch Plug	
40	4001645	1	Gasket, Carburetor to Valve Box	4512020



IGNITION

ITEM	PART NUMBER	QTY.	PART NAME	NOTE
1	4004755	1	Coil, ignition (12 volt)	
	905661	2	Capscrew, 5/16" - 18 NC x 5/8"	
	904205	2	Lockwasher, 5/16" ASA Med.	
	910335	2	Plain Washer, 5/16" SAE	
2	4507394	1	Nipple, coil	
3	4660723	6	Spark Plug	
4	4510749	6	Cover, spark plug (12 volt)	
5	4507980	1	Wire Kit, spark plug (Includes coil wires) (12 volt)	
6	4511153	7	Nipple, distributor wire (12 volt)	
7	4511953	1	Distributor Assy. (See Distributor Group for detail parts)	
8	4507161	1	Arm Assy., advance	
9	4501776	1	Oil Seal	
10	4511728	1	Support, dial	
	905660	1	Capscrew, 5/16" - 18 NC x 1/2"	
	904205	1	Lockwasher, 5/16" ASA Med.	
11	4500466	1	Dial, distributor	
	914330	1	Capscrew, 1/4" - 28 NF x 1/2"	
	904204	1	Lockwasher, 1/4" ASA Med.	
	913168	1	Washer, 1/4"	



DISTRIBUTOR

ITEM	PART NUMBER	QTY.	PART NAME	NOTE
-	4511953	1	Distributor (Delco-Remy No. 1112597) (Includes Items #1 thru #37)	
1	4042704	1	Cap, distributor (Includes Button)	
	4052316	1	Button, distributor cap carbon	
2	4042700	1	Rotor, distributor	
3	4044517	1	Cover, housing (Includes gasket and washer)	
	4044514	1	Gasket, housing cover	
	4044585	1	Washer, felt	
4	4047368	1	Bushing, terminal stud insulation - inside	
5	4047367	1	Stud, terminal	
6	4042694	1	Nut, terminal stud, inside	
7	4047369	1	Lockwasher, terminal stud, inside	
	4047370	1	Bushing, terminal stud insulation, outside	
8	4042731	1	Contact Set (Includes Contact Point & Support and Item #10)	

(Continued)

DISTRIBUTOR - CONTINUED

ITEM	PART NUMBER	QTY.	PART NAME	NOTE
9	4042686	1	Screw, contact attaching	
10	- - - -	1	Lever, breaker (Not serviced, order Item #8)	
11	917395	1	Lockwasher, terminal stud nut, outside	
	4047371	1	Clip, terminal stud - outside	
12	917385	1	Nut, terminal stud, outside	
13	4047366	1	Screw, condenser attaching	
14	917395	1	Lockwasher, condenser attaching screw	
15	4042760	1	Condenser	
16	4042719	1	Plate, breaker	
17	4044515	2	Spring, distributor cap	
18	917395	2	Lockwasher, cap spring support screw	
19	917393	2	Screw, distributor cap spring support	
20	912731	1	Screw, breaker plate support	
21	917395	1	Lockwasher, breaker plate support screw	
22	4044516	1	Support, cap spring and cover locator	
23	4044602	1	Housing, distributor (Includes Bushing and Item #28)	
	4044549	1	Bushing, distributor housing	
24	4042670	2	Washer, space, inner and outer	
25	4042660	-	Shim, distributor shaft, .005"	(Use as required)
	4042661	-	Shim, distributor shaft, .010"	
26	4044339	1	Gear, distributor drive	
27	4044359	1	Pin, drive gear	
28	4047365	1	Plug, housing pipe	
29	4052317	1	Main Shaft and Weight Plate	
30	4044406	1	Support, cap spring	
31	4044493	2	Weight	
32	4044608	1	Cam Assembly	
33	4044353	1	Wick, cam felt	
34	4047372	1	Plate, weight hold down	
35	4042810	2	Lockwasher, hold down plate nut	
36	4047373	2	Nut, hold down plate	
37	4052318	2	Spring, weight	

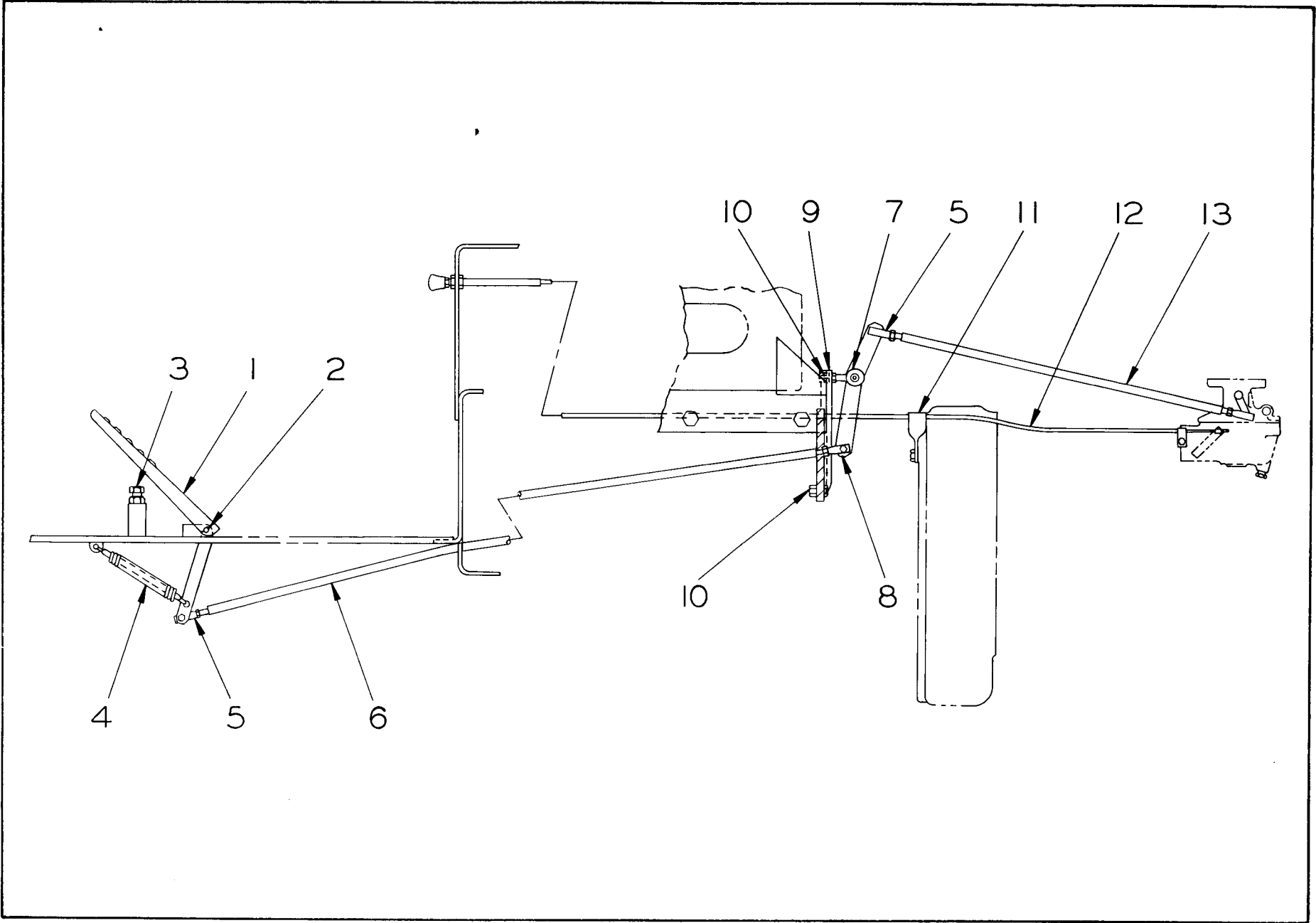


PLATE 925 - ENGINE CONTROLS

ENGINE CONTROLS

(See Plate 925)

ITEM	PART NUMBER	QTY.	PART NAME
1	21664	1	Pedal, accelerator
2	21696	1	Pin
	904001	2	Cotter Pin, 3/32" x 1/2"
3	913249	1	Capscrew, 1/2" - 20 NF x 1-1/4"
	913177	1	Hex Jam Nut, 1/2" - 20 NF
4	14226	1	Spring
	21657	1	Rod
5	21360	4	Ball Joint
	904204	4	Lockwasher, 1/4" ASA Med.
	911040	8	Hex Nut, 1/4" - 28 NF
6	25841	1	Rod
7	14549	2	Rod End Bearing
	904207	2	Lockwasher, 7/16" ASA Med.
	910876	4	Hex Jam Nut, 7/16" - 20 NC
8	26659	1	Rod Weld Assy.
9	26664	1	Bracket, right
	26694	1	Bracket, left
10	920600	2	Capscrew, 7/16" - 20 NC x 1"
	904207	2	Lockwasher, 7/16" ASA Med.
	911042	2	Hex Nut, 7/16" - 20 NF
11	6780	1	Clamp
12	26729	1	Choke Control Assy., (Includes 2 -- 911041)
	911041	2	Hex Nut, 3/8" - 24NF
13	26702	1	Rod

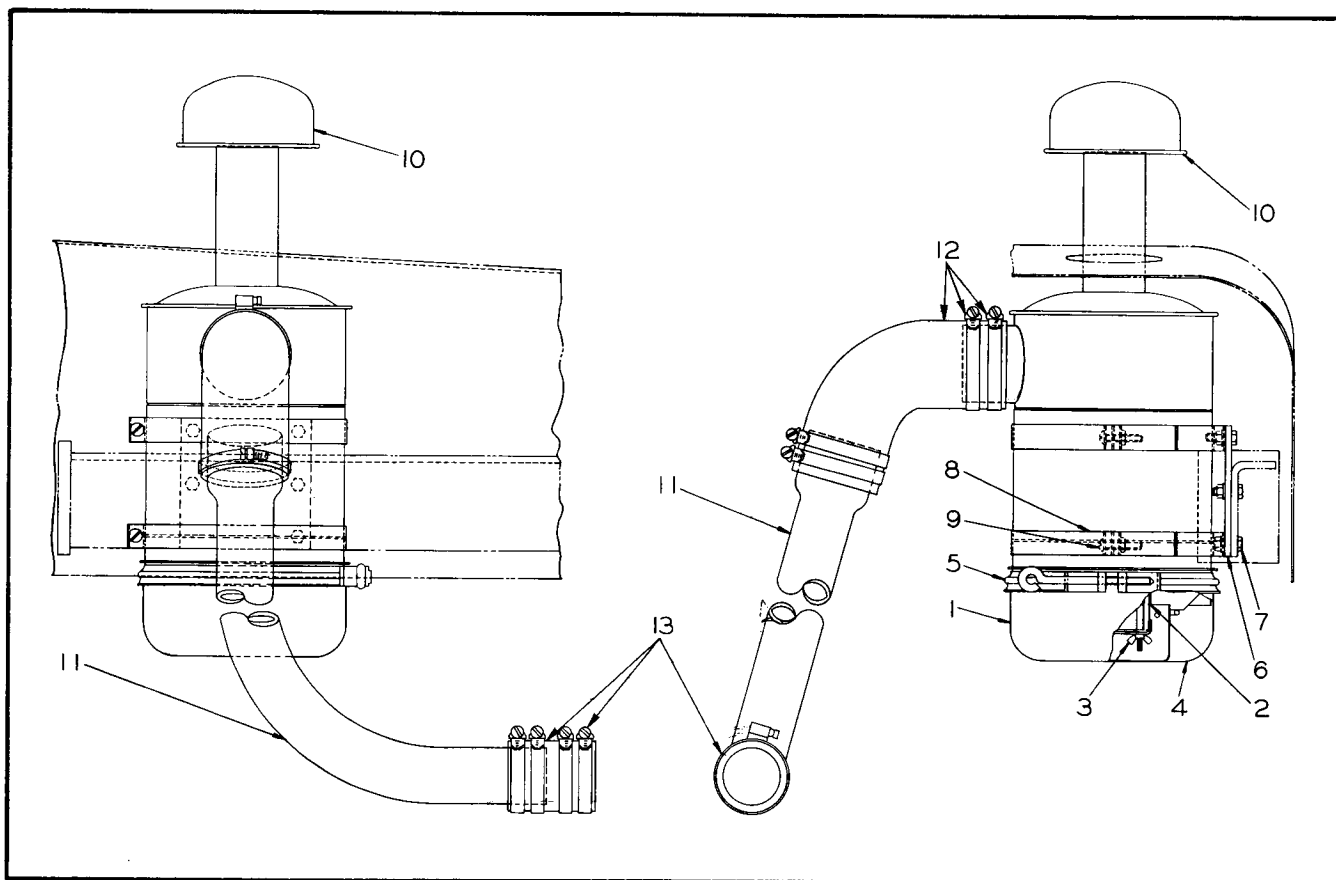


PLATE 927 - AIR CLEANER GROUP

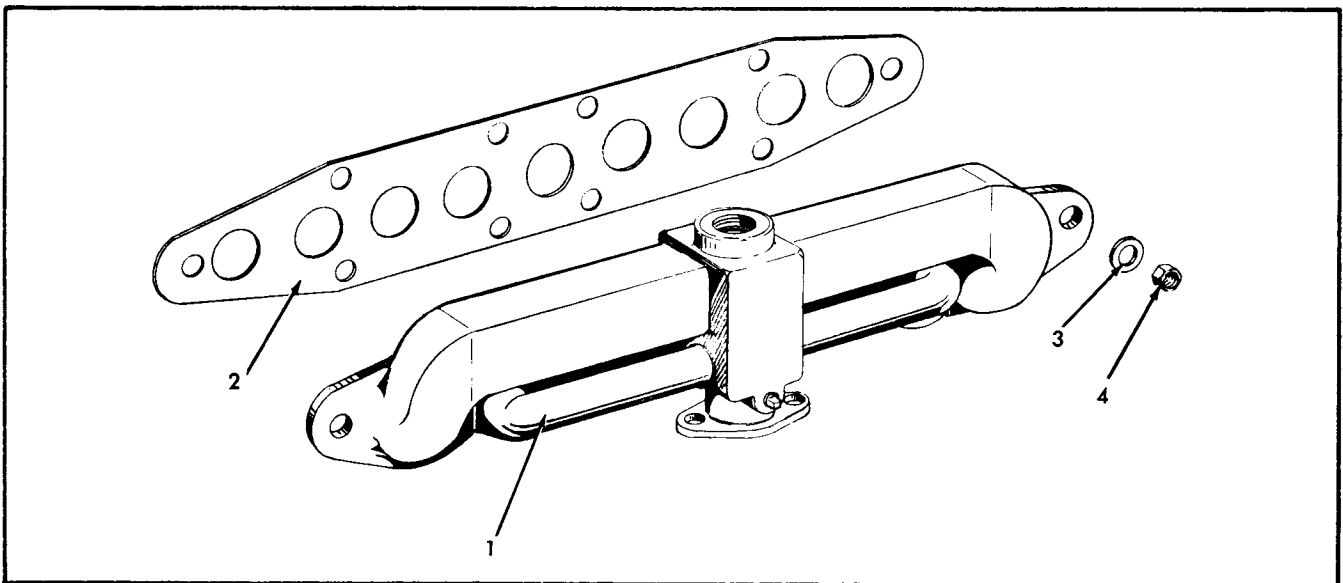
ITEM	PART NUMBER	QTY.	PART NAME	NOTE
1	24554	1	Air Cleaner Assy. (Includes one Body and Items #2 thru #5)	
	----	1	Air Cleaner Body (Not serviced, order 24554)	
2	27003	1	Tray	
3	915015	2	Wing Nut, 1/4" - 20 NC	
4	27004	1	Oil Cup	
5	27005	1	Clamp Assy. (Includes bolt and nut)	
6	24552	1	Plate	
7	920622	6	Capscrew, 5/16" - 24 NF x 1"	
	904205	6	Lockwasher, 5/16" ASA Med.	
	913636	6	Hex Nut, 5/16" - 24 NF	
8	24555	2	Band Assy. (Each includes 1/2 qty. of Item #9)	
9	903764	2	Machine Screw, 5/16" - 18 NC x 1-1/2"	
	910292	2	Nut, 5/16" - 18 NC	
10	24261	1	Cap, air stack	
11	26171	1	Tube	

(Continued)

AIR CLEANER GROUP – CONTINUED

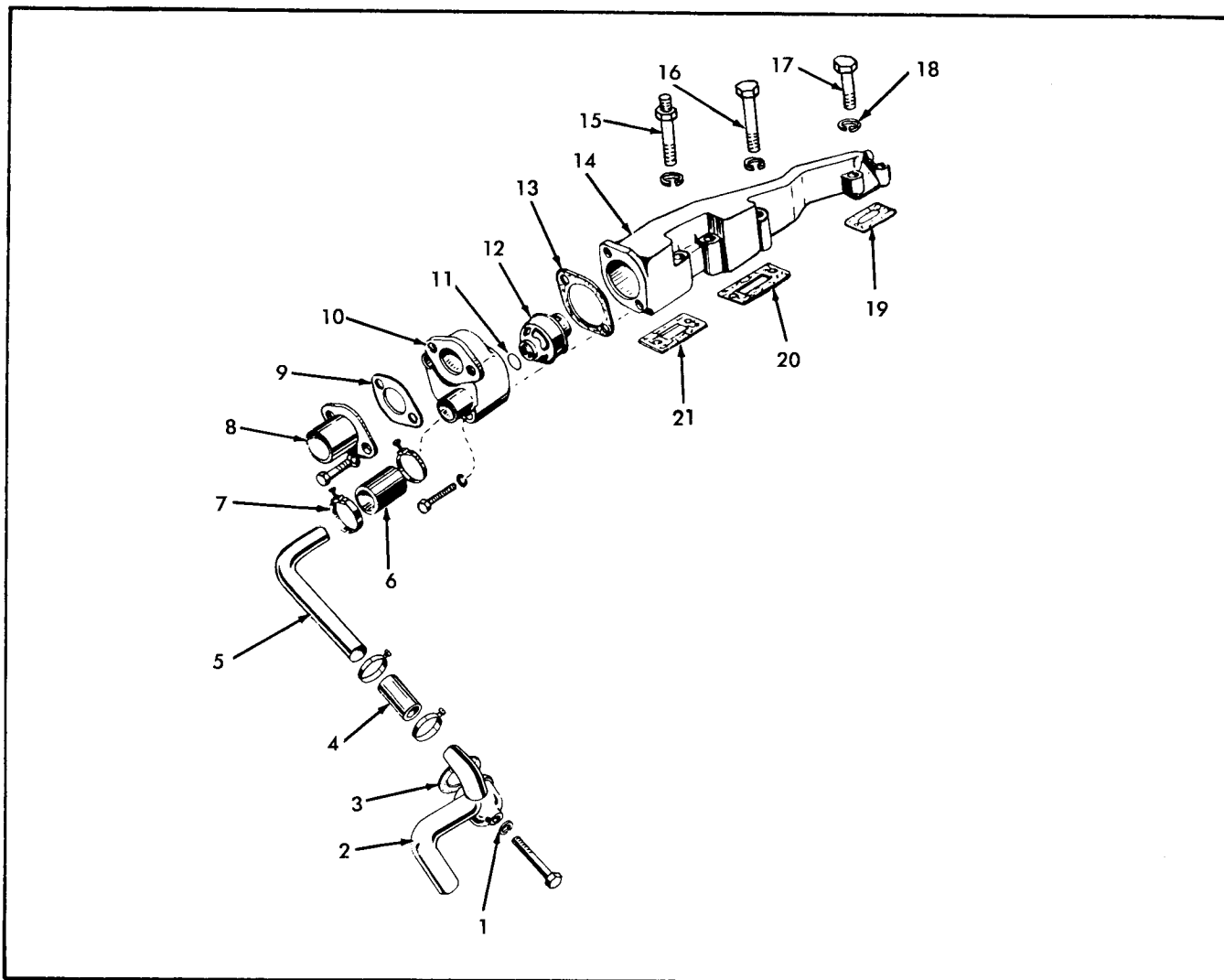
(See Plate 927)

ITEM	PART NUMBER	QTY.	PART NAME
12	25360	1	Formed Hose
	24048	4	Hose Clamp
13	26172	1	Hose, 2-1/4" I.D. x 3-1/2"
	17654	4	Hose Clamp



INTAKE AND EXHAUST MANIFOLD

ITEM	PART NUMBER	QTY.	PART NAME	ASSEMBLY OR PACKAGE NO.
1	4511807	1	Manifold Assy., intake and exhaust (Includes 1--901651)	
	901651	1	Pipe Plug, 1/8", Steel, 9/32" Sq. Hd.	
2	4501412	1	Gasket, manifold	4512020
3	4506761	10	Washer, manifold	
4	4117050	10	Nut, manifold	



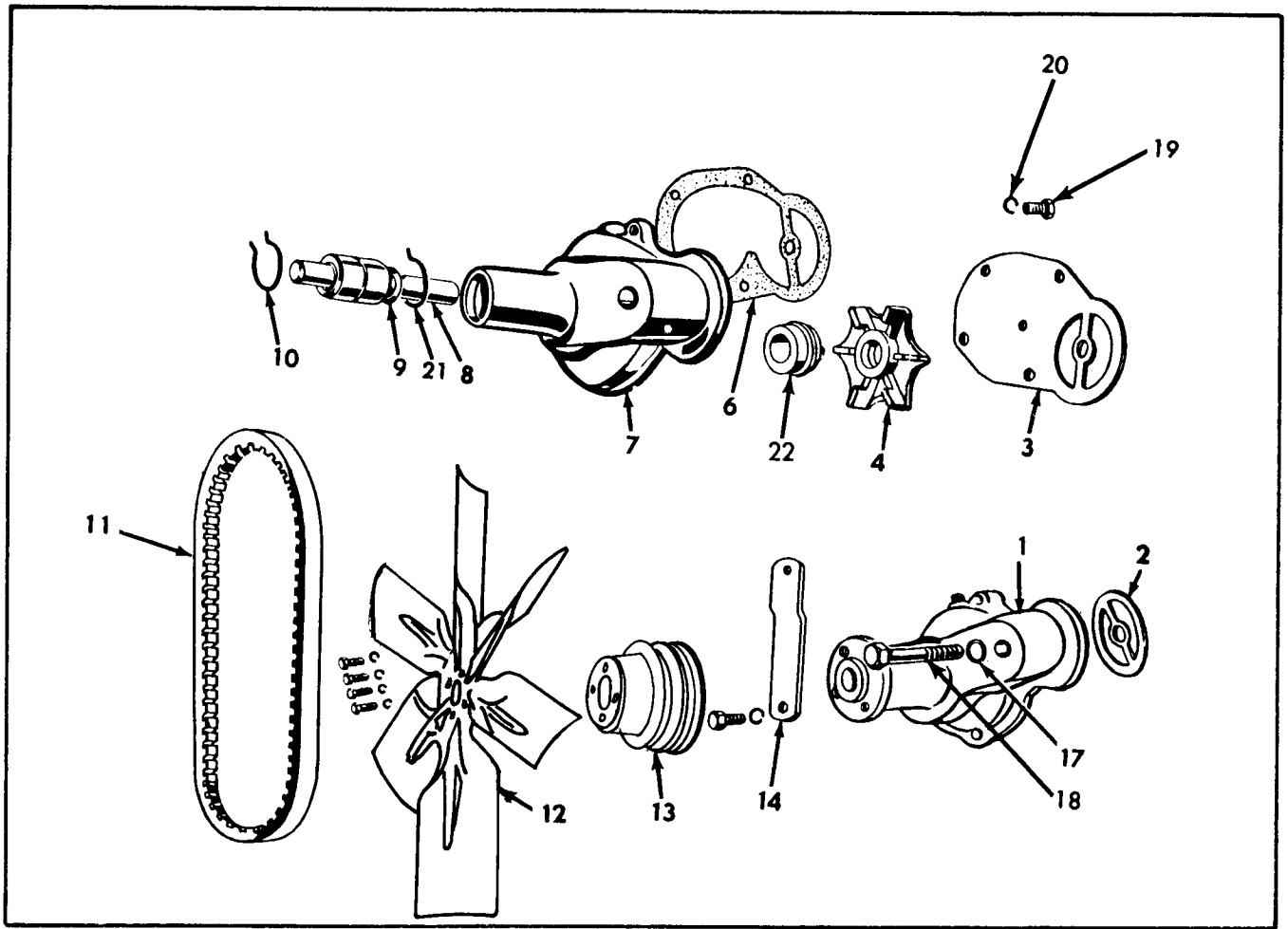
WATER OUTLET MANIFOLD

ITEM	PART NUMBER	QTY.	PART NAME	ASSEMBLY OR PACKAGE NO.
1	4251369	1	Washer, 1/2" (Copper)	
	906700	1	Capscrew, 1/2" - 13 NC x 3-3/4"	
2	4510986	1	Elbow, inlet	
3	4500291	1	Gasket, inlet elbow	4512020
4	4351688	1	Hose, by-pass line	
5	4507429	1	Line Assy., by-pass	
6	4351688	1	Hose	
7	4253452	3	Hose Clamp	
	4253453	1	Hose Clamp	
8	4504312	1	Pipe, water outlet	
9	4001645	1	Gasket, outlet pipe	4512020

(Continued)

WATER OUTLET MANIFOLD – CONTINUED

ITEM	PART NUMBER	QTY.	PART NAME	ASSEMBLY OR PACKAGE NO.
10	4503872	1	Housing, thermostat	
	905667	2	Capscrew, 3/8" – 16 NC x 3"	
	904206	2	Lockwasher, 3/8" ASA Med.	
11	4252855	1	Ring, neoprene	
12	4508972	1	Thermostat	
13	4300145	1	Gasket, housing	4512020
14	4505072	1	Manifold, water outlet	
	915261	1	Pipe Plug,	
15	4511645	1	Capscrew	
16	4511646	3	Capscrew	
17	4511647	2	Capscrew	
18	4511676	6	Washer	
19	4501161	1	Gasket, front	
20	4505449	1	Gasket, center	4512020
21	4501162	1	Gasket, rear	



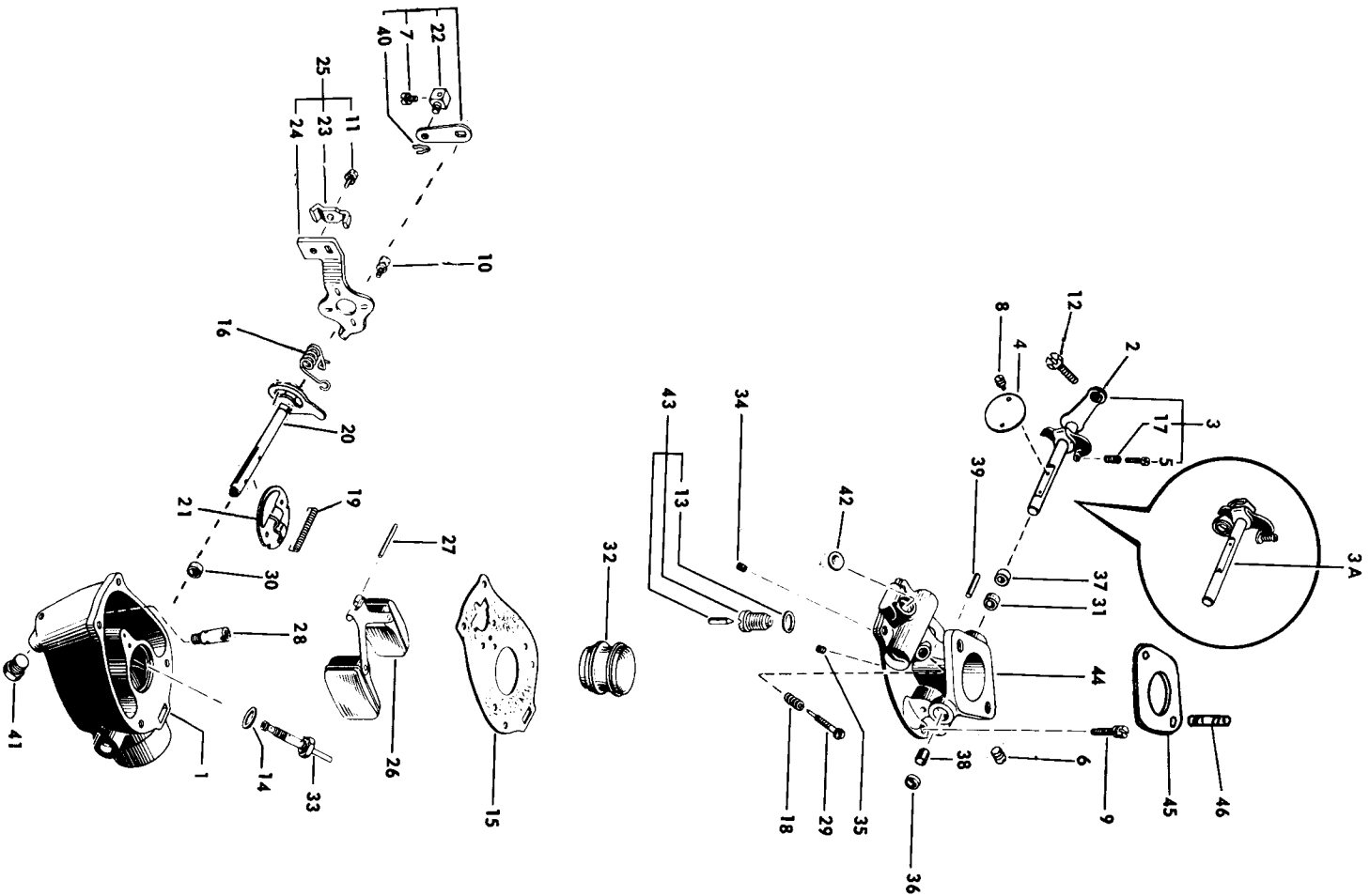
WATER PUMP AND FAN

ITEM	PART NUMBER	QTY.	PART NAME	ASSEMBLY OR PACKAGE NO
1	4507698	1	Pump Assy., water (Includes Items #3 thru #10, #13, #19 thru #22, 1--903774, 1--910323, 1--911421 and 1--904205)	
	904283	1	Capscrew, 1/2" - 13 NC x 3"	
2	4506691	1	Gasket, pump to cylinder head	
3	4506688	1	Cover	
4	4508755	1	Impeller Assy. (Includes Ceramic Insert) (Order also Item #8)	4509689
6	4506689	1	Gasket, cover	
7	4506687	1	Body, water pump	
	910230	1	Pipe Plug, 1/8", slotted	
8	4507086	1	Shaft & Bearing Assy. (Includes one Item #9) (Order also Item #4) 4509689	
9	4507084	1	Slinger, bearing	
10	4507090	1	Snap Ring	4509689
11	26011	2	Belt, fan	

(Continued)

WATER PUMP AND FAN – CONTINUED

ITEM	PART NUMBER	QTY.	PART NAME	ASSEMBLY OR PACKAGE NO.
	27485	1	Blade Assy., fan	
12	915813	4	Capscrew, 5/16" – 18 NC x 7/8"	
	904205	4	Lockwasher, 5/16" ASA Med.	
13	4508024	1	Pulley, fan drive	
	4506719	1	Brace, water pump	
	903774	1	Capscrew, 5/16" – 18 NC x 2"	
14	910323	1	Hex Nut, 5/16" – 18 NC	
	911421	1	Plain Washer, 11/32"	
	904205	1	Lockwasher, 5/16" ASA Med.	
–	915514	1	Drain Cock (Not Shown)	
17	4251369	1	Washer	
	903775	1	Capscrew, 3/8" – 16 NC x 7/8"	
18	904206	1	Lockwasher, 3/8" ASA Med.	
19	4046727	3	Capscrew & Lockwasher Assy.	
20	904205	3	Lockwasher, 5/16" ASA Med.	
21	4507083	1	Snap Ring	
22	4507091	1	Seal Assy.	4509689



CARBURETOR

CARBURETOR

ITEM	PART NUMBER	QTY.	PART NAME	NOTE
-	4511814	-	Carburetor Assy. (Model TSX-4321) (Includes Items #1 thru #44)	
1	4052250	1	Carburetor Body Assy.	
2	4052251	1	Throttle Lever Assy.	
3	4052252	1	Throttle Shaft & Stop Assy.	
3A	4052253	1	Throttle Shaft, Stop & Lever Assy.	
4	4051718	1	Throttle, Fly (22 ^o) 3/64 offset	
5	4051687	1	Screw, #8-32" x 3/4" Fillister Head (Throttle Stop)	
6	4052254	1	Screw, 5/16" - 24 Headless plug	
7	4047133	1	Screw, #8-32" x 5/16", choke swivel	
8	4051689	4	Screw, #6-32" x 1/4", Fillister Head	
9	4051690	4	Screw, #12-24 x 3/4", Fillister Head	
10	4046824	2	Screw, #8-32 x 3/8" Fillister Head (Choke Bracket)	
11	4046789	1	Screw, #8-32 x 5/16" Fillister Head (Choke Bracket Clip)	
12	4047135	1	Screw, #12-24 x 5/8" Hex Head (Throttle Lever)	
13	4045421	1	Gasket - Float Valve Seat	
14	4042255	1	Gasket - Nozzle	
15	4052256	1	Gasket - Throttle Body to Bowl	
16	4046828	1	Spring - Choke Return	
17	4051695	1	Spring - Throttle Stop Screw	
18	4052259	1	Spring,- Idle Needle	
19	4052258	1	Spring - Choke Fly Flapper	
20	4052260	1	Choke Shaft & Lever Assy.	
-	4052261	1	Flapper - Choke Fly	
-	4051727	1	Fly - Choke	
21	4052262	1	Choke Fly Assy.	
22	4045429	1	Swivel, Choke	
23	4047137	1	Clip, Choke Bracket	
24	4051699	1	Bracket, Choke	
25	4051700	1	Choke Bracket & Clip Assy.	
26	4045431	1	Float & Lever Assy.	
27	4052263	1	Shaft, Float	
28	4052264	1	Seat, Main adjusting needle	(Continued)

(Continued)

CARBURETOR – CONTINUED

ITEM	PART NUMBER	QTY.	PART NAME	NOTE
29	4052265	1	Needle, Idle Adjusting	
30	4046832	1	Packing, Choke Shaft	
31	4051732	1	Packing, Throttle Shaft	
32	4052266	1	Venturi (1" throat)	
33	4052267	1	Nozzle, Main	
34	4052268	1	Jet, Idle	
35	4052269	1	Jet, Power	
36	4052270	1	Cup, Throttle Shaft	
37	4051734	1	Retainer, Throttle Shaft Packing	
38	4051735	2	Bushing, throttle shaft	
39	4051736	1	Pin, throttle stop	
40	4045446	1	Cotter Pin (Choke Swivel)	
41	4046803	1	Plug, bowl drain	
42	4052271	1	Expansion Plug	
43	4045451	1	Float Valve, Seat & Gasket Assy., matched	
44	4052272	1	Throttle Body & Bowl Cover Assy.	
45	4001645	1	Gasket	
	4617735	2	Stud	
46	904206	2	Lockwasher, 3/8" ASA Med.	
	910123	2	Hex Nut, 3/8" – 16 NC	
-	4052257	1	Gasket Assy., Service	
-	4052273	1	Repair Kit	

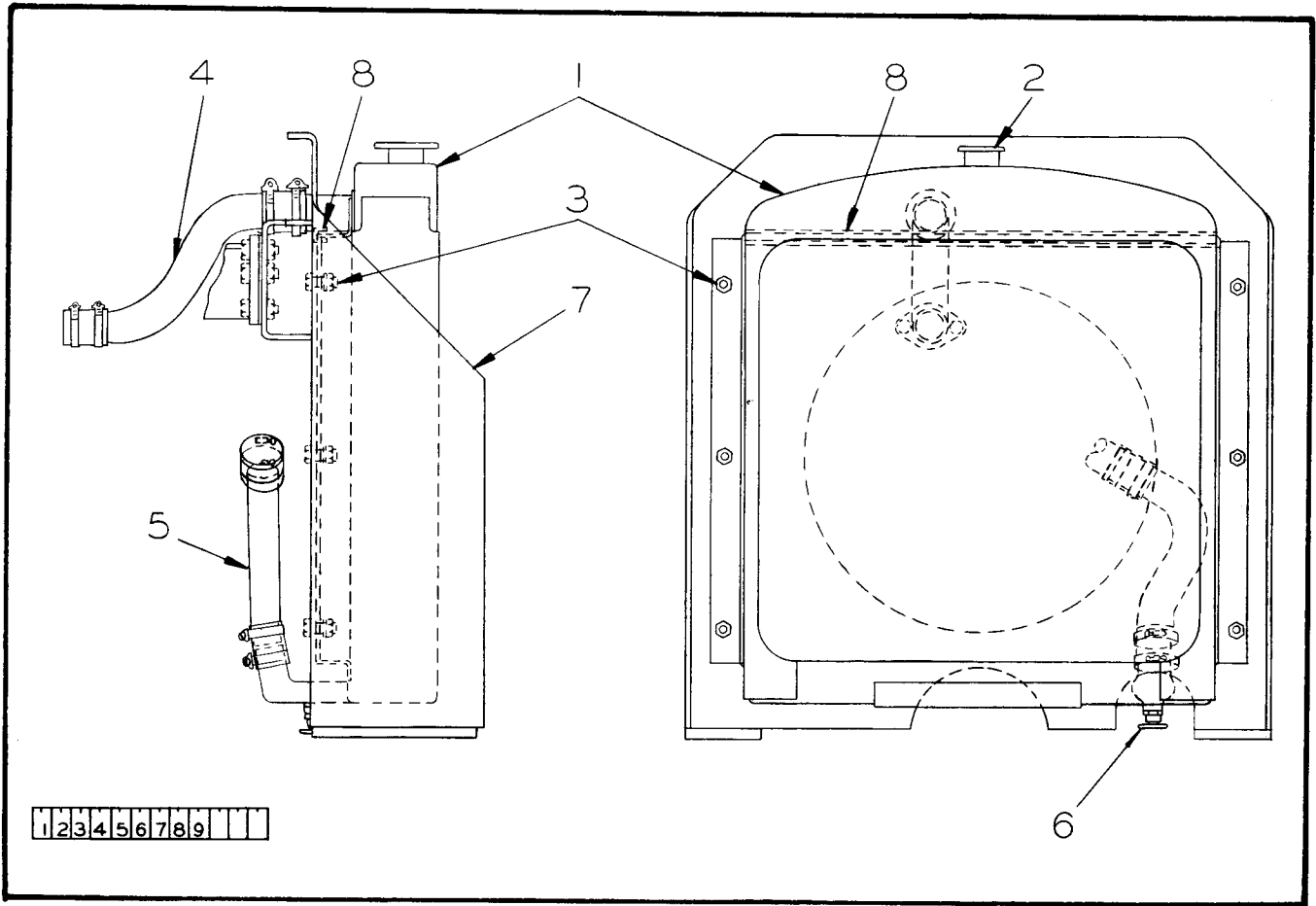


PLATE 903 - RADIATOR GROUP

ITEM	PART NUMBER	QTY.	PART NAME
1	27766	1	Radiator Assy. (Includes Item #2)
2	7198	1	Cap, radiator
3	916383	6	Capscrew, 3/8" - 24 NF x 1-1/2"
	24903	2	Rubber Strip
	7008	6	Rubber Washer
	900817	6	Plain Washer, 3/8" USS
	913528	6	Locknut, 3/8" - 24 NF
4	28540	1	Tube
	15428	2	Hose, 1-3/4" I.D. x 2-1/4"
	9300	4	Hose Clamp
5	27419	1	Tube
	15428	2	Hose, 1-3/4" I.D. x 2-1/4"
	9300	4	Hose Clamp
6	6810	1	Drain Cock
7	23359	1	Shroud Weld Assy. (Also see Item #8, page 119)
8	25295	2	Rubber Strip

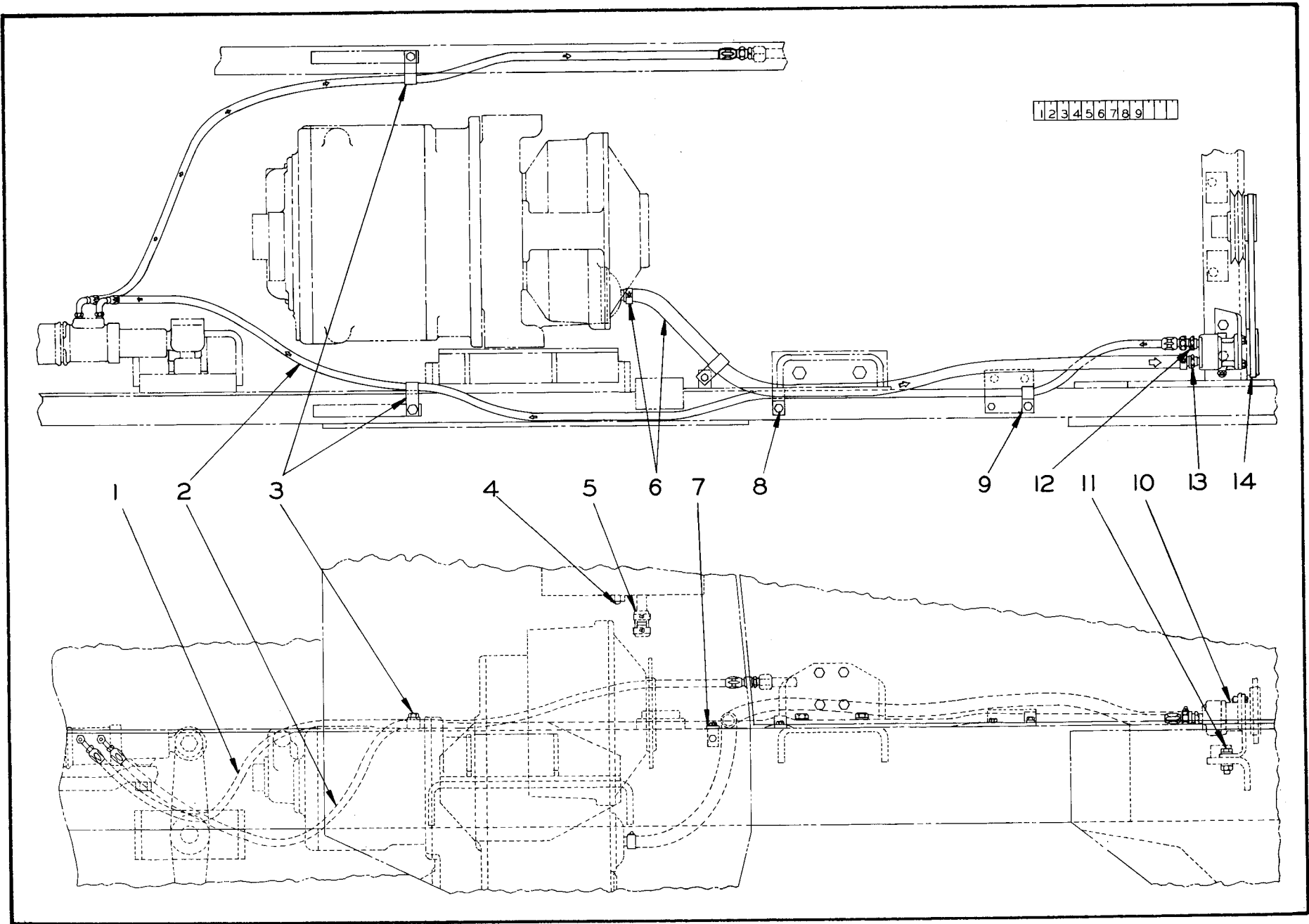


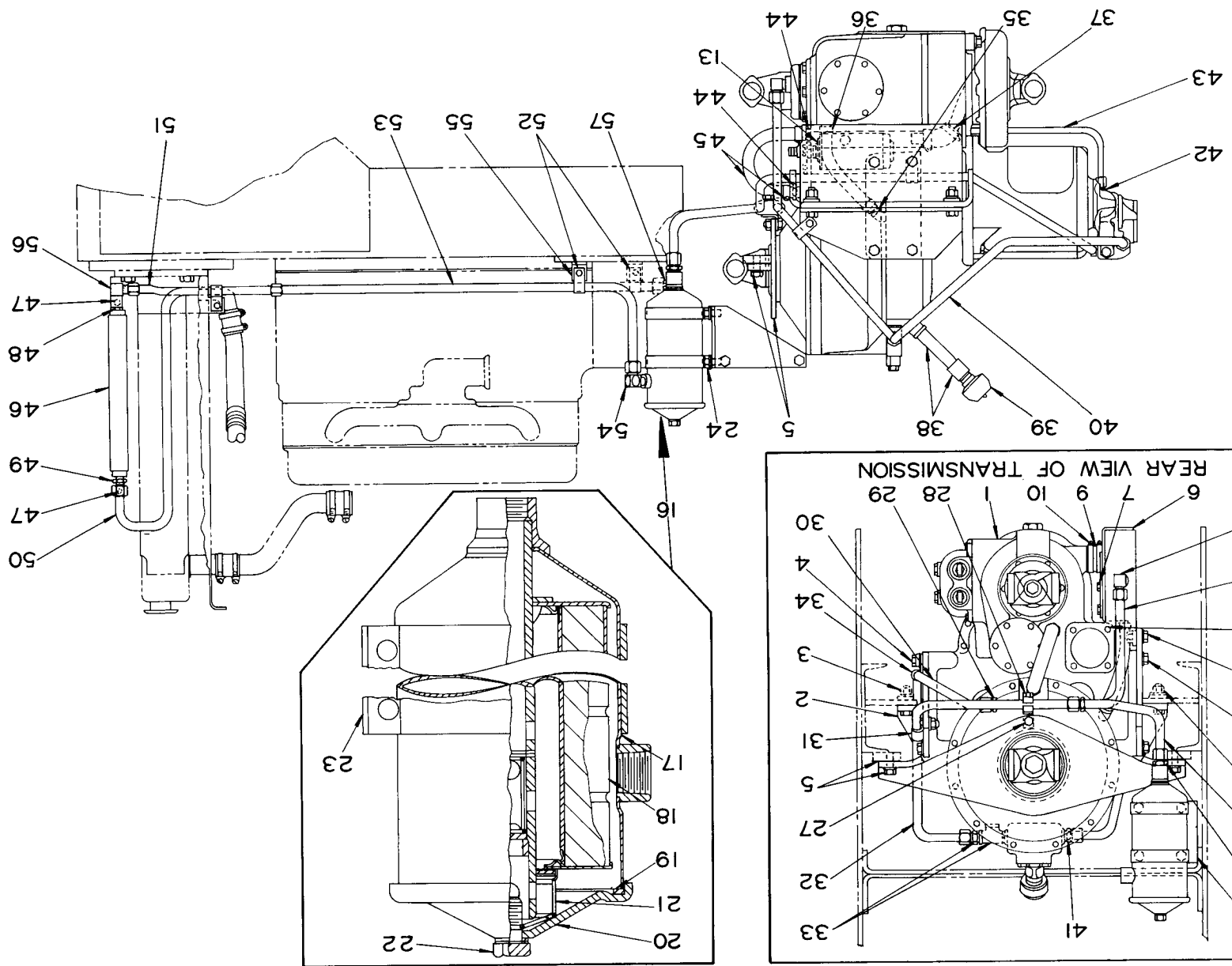
PLATE 1000 - HYDRAULIC POWER STEERING LINES

HYDRAULIC POWER STEERING LINES

(See Plate 1000)

ITEM	PART NUMBER	QTY.	PART NAME	NOTE
1	23192	1	Hose Assy. (Includes 1--22685, one hose and 1--16988)	
	22685	1	Swivel Assy.	
	18571-70	1	Hose (Bare Length) See note - page 126	
	16988	1	Swivel Nut Sub-Assy.	
2	24497	1	Hose Assy., pressure (Includes 1--22685, one hose and 1--16988)	
	22685	1	Swivel Assy.	
	18571-103½	1	Hose (Bare Length) See note - page 126	
	16988	1	Swivel Nut Sub-Assy.	
3	12460	2	Clamp	
	918493	2	Capscrew, 1/2" - 20 NF x 7/8"	
	904208	2	Lockwasher, 1/2" ASA Med.	
4	901655	1	Pipe Plug, 3/4", 5/8" sq. hd.	
5	27982	1	Hose, 3/4" I.D. x 2"	
	10411	2	Hose Clamp	
	27983	1	Plug	
6	24499	1	Hose, 3/4" I.D. x 60"	
	10411	2	Hose Clamp	
7	7178	1	Bracket	
	11411	1	Clamp	
	916381	2	Capscrew, 3/8" - 24 NF x 3/4"	
	904206	2	Lockwasher, 3/8" ASA Med.	
8	21950	1	Clamp	
	916381	1	Capscrew, 3/8" - 24 NF x 3/4"	
	904206	1	Lockwasher, 3/8" ASA Med.	
9	21950	1	Clamp (For fasteners see Item #78, page 75)	
10	28579	1	Pump Assy.	Also see Hyd. Power Steering Pump, page 137
	7381	4	Capscrew, 3/8" - 24 NF x 1", dr. hd.	
	7380	1	Lockwire, #16 W & M Ga. x 12" long	
11	22362	1	Bracket	
	913105	2	Capscrew, 1/2" - 20 NF x 1-1/2"	
	910244	2	Plain Washer, 1/2" SAE	
	904208	2	Lockwasher, 1/2" ASA Med.	
	911043	2	Hex Nut, 1/2" - 20 NF	
12	10443	1	Adapter	
13	8304	1	Adapter	
14	28598	1	Pulley Assy. (Includes 1--905564)	
	905564	1	Setscrew, 5/16" - 18 NC x 3/8"	
	24834	1	"V" Belt	

PLATE 1021 - TRANSMISSION SUPPORT AND EXTERNAL LINES



TRANSMISSION SUPPORT AND EXTERNAL LINES

(See Plate 1021)

ITEM	PART NUMBER	QTY.	PART NAME	NOTE
1	25850	1	Transmission Assy., complete (Includes 1--910023, Items #40 thru #45 and parts as listed on pages 47 thru 58)	
2	24367	1	Bracket, left	
	24368	1	Bracket, right	
3	915788	4	Capscrew, 5/8" - 18 NF x 2-1/4"	
	26289	4	Washer	
	904209	4	Lockwasher, 5/8" ASA Med.	
	911044	4	Hex Nut, 5/8" - 18 NF	
4	915439	8	Capscrew, 5/8" - 11 NC x 2"	
	904209	8	Lockwasher, 5/8" ASA Med.	
5	24061	1	Transmission Support Weld Assy.	
	20527	-	Shim (.0598" thick) (Use as required)	
	916404	2	Capscrew, 5/8" - 18 NF x 1-1/4"	
	904209	2	Lockwasher, 5/8" ASA Med.	
6	25920	1	Tank Assy. (Includes 1--10159 and Item #7)	
	10159	1	Magnetic Drain Plug (Includes 1--10158)	
	10158	1	Gasket	
7	5629	1	Cover Plate	
	1224	1	Gasket	
	916269	6	Capscrew, 3/8" - 16 NC x 7/8"	
	904206	6	Lockwasher, 3/8" ASA Med.	
8	919269	1	90° Elbow	
9	25899	1	Hose, 1-5/8" I.D. x 1-1/2"	
10	9300	2	Clamp	
11	25447	1	Tube Assy.	
12	915228	4	Capscrew, 3/8" - 24 NF x 1-1/4"	
	900817	8	Plain Washer, 3/8" ASA Med.	
	913528	4	Stop Nut, elastic, 3/8" - 24 NF	
13	10096	1	Filter Assy., transmission	
14	10093	1	Cover, filter	
	10094	1	Gasket	
	916311	4	Capscrew, 1/2" - 13 NC x 1-1/4"	
	904208	4	Lockwasher, 1/2" ASA Med.	
15	25637	1	Bracket	
16	21530	1	Filter Assy. (Includes Items #17 thru #23)	
17	21944	1	Body	
18	22104	1	Element Kit (Includes one element and Item #19)	
	----	1	Element (Not serviced, order 22104)	

(Continued)

TRANSMISSION SUPPORT AND EXTERNAL LINES – CONTINUED

(See Plate 1021)

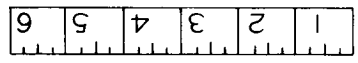
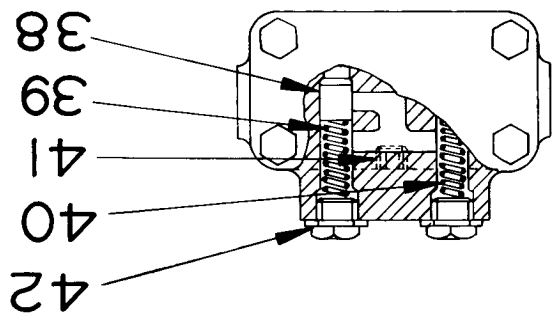
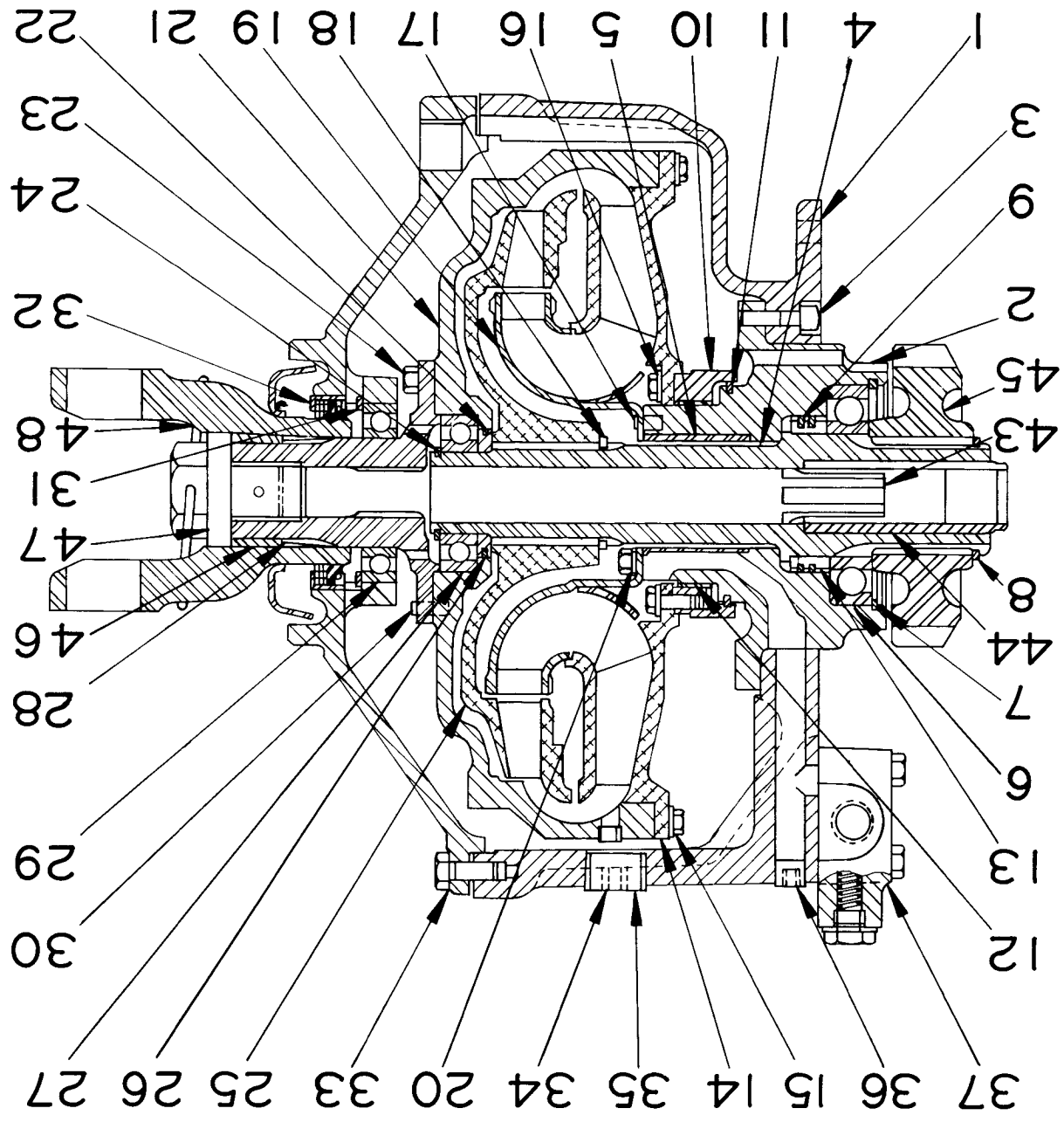
ITEM	PART NUMBER	QTY.	PART NAME
19	21942	1	Gasket
20	21851	1	Cover Assy. (Includes Items #21 and #22)
21	21948	1	Spring Assy. (Includes spring, retainer, washer & gasket) (Serviced as assy. only)
22	914875	1	Capscrew, 1/2" – 20 NF x 1"
	908191	1	Plain Washer, 1/2" (Copper)
23	21943	2	Strap
	903765	2	Machine Screw, 5/16" – 18 NC x 2-1/2"
	904205	2	Lockwasher, 5/16" ASA Med.
	910292	2	Hex Nut, 5/16" – 18 NC
24	920622	4	Capscrew, 5/16" – 24 NF x 1"
	904205	4	Lockwasher, 5/16" ASA Med.
25	919342	1	Adapter
26	27084	1	Tube Assy.
27	7178	1	Bracket
	915228	1	Capscrew, 3/8" – 24 NF x 1-1/4"
	900817	1	Plain Washer, 3/8" USS
	904206	1	Lockwasher, 3/8" ASA Med.
	911041	1	Hex Nut, 3/8" – 24 NF
28	7543	2	Clamp (Half)
	915480	1	Capscrew, 3/8" – 24 NF x 1-3/4"
	904206	1	Lockwasher, 3/8" ASA Med.
29	25448	1	Adapter, 3/8" NPT x 1-1/16"
30	27083	1	Tube Assy.
31	2196	1	Clamp
	915228	1	Capscrew, 3/8" – 24 NF x 1-1/4"
	904206	1	Lockwasher, 3/8" ASA Med.
	911041	1	Hex Nut, 3/8" – 24 NF
32	25446	1	Tube Assy.
33	13602	1	Adapter, 1/2" x 1-1/16"
	914087	1	Tee, street
34	2196	1	Clamp (For fasteners see Item #4)
35	917026	1	Nipple, 3/8" x 1-1/2" (Threaded one end)
	910149	1	45° Elbow, street, 3/8" NPT
36	15812	1	Hose, 5/8" I.D. x 10-3/4"
	10411	2	Hose Clamp
37	25931	1	Adapter
	25929	1	Hose, 1" I.D. x 3"
	13857	2	Hose Clamp

(Continued)

TRANSMISSION SUPPORT AND EXTERNAL LINES - CONTINUED

(See Plate 1021)

ITEM	PART NUMBER	QTY.	PART NAME
38	917301	1	Coupling, straight, 3/4" NPT
	910023	1	45° Elbow, street, 3/4" - 14 NPT
	901517	1	Nipple, 3/4" x 5"
39	2766	1	Breather Assy. (Includes parts as listed in Item #39)
	2767	1	Base
	2768	1	Cap
	- - - -	1	Breather Element
	914172	1	Machine Screw, #10-32 NF x 1-1/4"
	904203	1	Lockwasher, #10 ASA Med.
40	24503	1	Tube Assy.
41	13602	2	Adapter
42	919063	2	Adapter
43	23637	1	Tube Assy.
44	13565	2	Adapter
45	26356	1	Hose
	10411	2	Hose Clamp
46	27995	1	Oil Cooler (Transmission)
47	916225	4	Capscrew, 3/8" - 24 NF x 1"
	900817	4	Plain Washer, 3/8" USS
	904206	3	Lockwasher, 3/8" ASA Med.
	7008	4	Rubber Washer
48	901653	2	Pipe Plug, 3/8"
49	2006	1	Connector, male, 1-1/16" - 12 x 3/4" NPT
50	22998	1	Tube Assy.
51	28006	1	Tube Assy., left
52	11632	4	Clamp
	916225	4	Capscrew, 3/8" - 24 NF x 1"
	904206	4	Lockwasher, 3/8" ASA Med.
	911041	4	Hex Nut, 3/8" - 24 NF
53	28001	1	Tube Assy., right
54	2184	1	90° Elbow
55	24902	2	Bracket (Includes parts in Item #3)
56	18164	1	90° Elbow, 1-1/16" - 12 x 3/4" NPT
57	28007	1	Connector, reducing, 1-1/16" - 12 x 9/16"



TORQUE CONVERTER AND HOUSING

(See Plate 995)

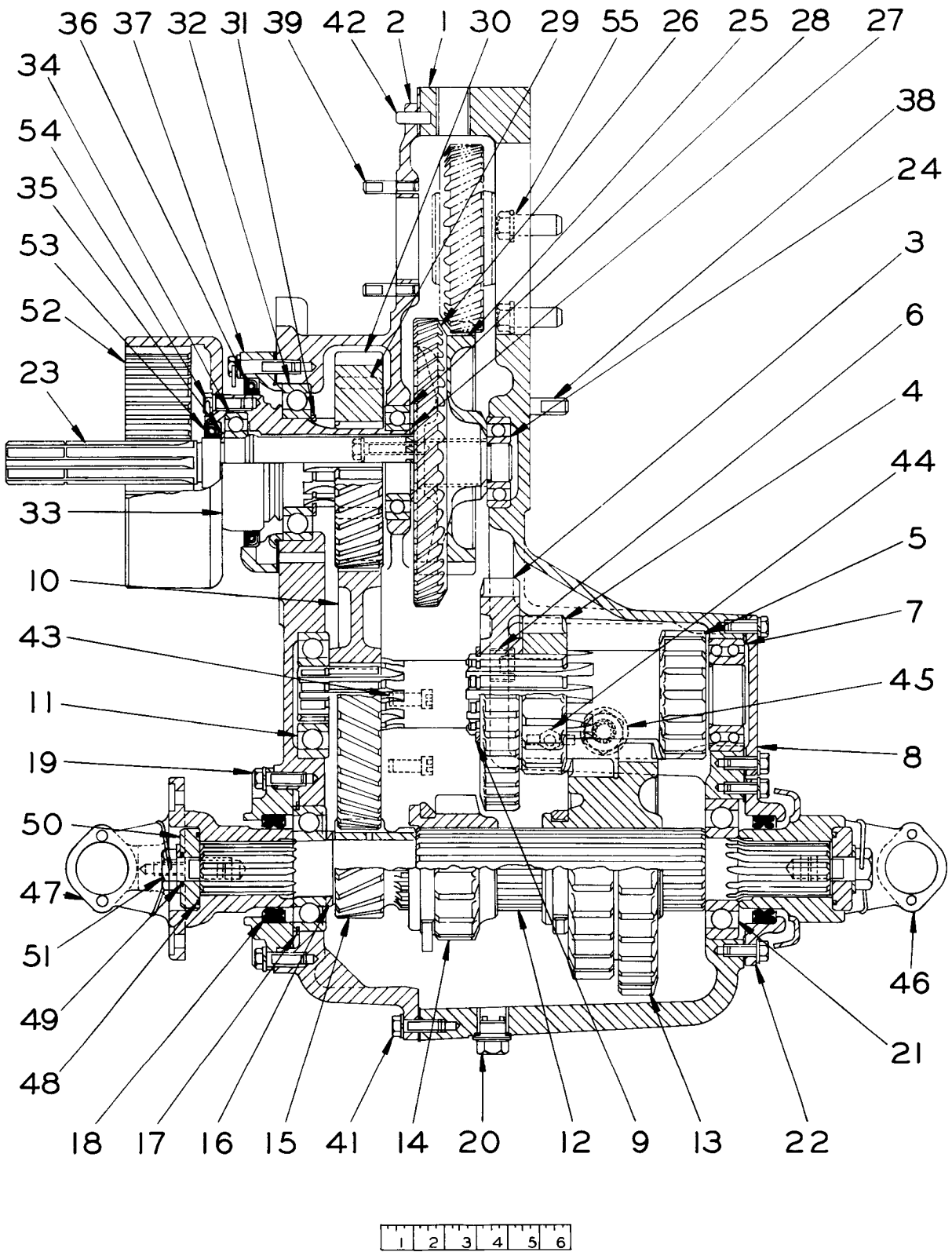
ITEM	PART NUMBER	QTY.	PART NAME
-	24262	1	Torque Converter Assy. (Includes 1--27727 and Items #2 thru #42)
1	27727	1	Housing, converter
	7564	1	Gasket (Converter Housing to Transmission)
2	27736	1	Guide, carrier
3	917733	6	Capscrew, 3/8" NC x 1-1/4", skt. hd.
4	27738	1	Sleeve, output
5	27737	1	Sleeve, split
6	7721	1	Bearing
7	27740	1	Ring, snap
8	27739	1	Ring, snap
9	27741	2	Ring, piston
10	27733	1	Carrier
11	27735	1	Ring, oil seal
12	27734	1	Bushing
13	27742	1	Carrier
14	27724	1	Impeller, wheel
15	914392	24	Capscrew, 5/16" NC x 1"
	27725	24	Washer, plain
16	915809	8	Capscrew, 5/16" NC x 3/4"
	27731	2	Plate, clamp
17	27746	4	Pin, roll
18	27747	1	Ring, snap
19	27718	1	Guide, wheel
20	914864	6	Capscrew, 5/16" NC x 3/4", skt. hd.
	27743	2	Plate, clamp
21	27716	1	Housing, rotating
22	27714	1	Carrier, oil seal ring
23	916269	4	Capscrew, 3/8" - NC x 7/8"
24	7502	1	Ring, snap
25	27717	1	Wheel, turbine
26	27715	1	Ring, piston

(Continued)

TORQUE CONVERTER AND HOUSING – CONTINUED

(See Plate 995)

ITEM	PART NUMBER	QTY.	PART NAME
27	7501	1	Bearing
28	27713	1	Flange, input
29	27710	1	Bearing
30	27712	4	Pin, roll
	916169	4	Pin, roll
31	27756	1	Ring, snap
32	27709	1	Seal, oil
33	27720	1	End Plate
	27721	1	Gasket
	916272	12	Capscrew, 3/8" NC x 1-1/4"
34	910231	2	Plug, pipe, 1/8", ctsk., 3/16" hex
35	918780	1	Plug, pipe, 1", ctsk., 1/2" sq.
36	907856	2	Plug, pipe, 3/8", steel, ctsk., 5/16" hex
-		1	Relief Valve, torque converter (Includes Items #37 thru #42)
37	27755	1	Body, valve
	27729	1	Gasket, valve body
	910948	4	Capscrew, 3/8" – NC x 2"
38	27754	2	Piston
39	27753	1	Spring
40	27749	1	Spring
41	907859	1	Plug, pipe, 1/4", steel, ctsk., 1/4" hex
42	27751	2	Plug, relief valve
	27750	2	Washer, copper
43	24011	1	Shaft, spline
44	7722	1	Sleeve
45	23632	1	Gear, input
46	916024	1	Key
47	23823	1	Washer
48	27806	1	Yoke & Deflector
	24077	1	Capscrew, 1-1/8" NF x 1-1/2"
	8138	1	Wire, lock, #16 Gauge x 19"



TRANSMISSION ASSEMBLY

(See Plate 996)

ITEM	PART NUMBER	QTY.	PART NAME	NOTE
1	28568	1	Transmission Assy. (Includes 1--25554, 1--23448, Items #2 thru #45 and Items #30 and #45, page 61)	
	25554	1	Housing (Includes 1--26618 and 1--12680)	
	12680	1	Seal Ring	
	25549	1	Sleeve	
	23448	1	Gasket	
2	23601	1	Cover, housing	
3	23455	1	Gear, drive (3rd)	
4	23454	1	Gear, drive (2nd)	
5	23451	1	Pinion and Shaft	
6	909091	1	Plug, pipe, 3/4", steel, ctsk., 9/16" hex	
7	7480	1	Bearing, ball	
8	7479	1	Cover	
	10090	-	Shim (.020" thick)	
	10091	-	Shim (.005" thick)	
			(Use as required)	
	916271	6	Capscrew, 3/8" - 16 NC x 1"	
	904206	6	Lockwasher, 3/8" ASA Med.	
9	7485	1	Ring, snap	
10	7493	1	Gear, internal shaft	
11	7494	1	Ball Bearing	
12	23452	1	Shaft, output	
13	23453	1	Gear, sliding (Low and 2nd)	
14	23456	1	Gear, sliding (3rd)	
15	23457	1	Pinion, driven (High)	
16	23463	1	Spacer	
17	23464	1	Bearing, ball	
18	23460	2	Seal, oil	
19	23465	1	Retainer, bearing	
	23597	-	Shim (.020" thick)	
	23598	-	Shim (.005" thick)	
			(Use as required)	
	916272	6	Capscrew, 3/8" - 16 NC x 1-1/4"	
	904206	6	Lockwasher, 3/8" ASA Med.	

(Continued)

TRANSMISSION ASSEMBLY – CONTINUED

(See Plate 996)

ITEM	PART NUMBER	QTY.	PART NAME	NOTE
20	10159	1	Plug, drain, magnetic (Includes 1--10158)	
	10158	1	Gasket	
21	7389	1	Bearing, ball	
22	23461	1	Cover	
	7382	1	Gasket	
	916271	6	Capscrew, 3/8" – 16 NC x 1"	
	904206	6	Lockwasher, 3/8" ASA Med.	
23	22193	2	Shaft, clutch	
24	7474	2	Bearing, ball	
25	23633	1	Gear, clutch drive (Forward)	
26	23634	1	Gear, clutch drive (Reverse)	
27	7472	2	Ring, snap	
28	7471	2	Bearing, ball	
29	7469	1	Gear, clutch (Forward)	
30	23635	1	Gear, clutch (Reverse)	
31	7463	2	Snap Ring	
32	7462	2	Bearing, ball	
33	10173	2	Hub, clutch gear	
34	7501	2	Bearing, ball	
35	7502	2	Ring, snap	
36	10169	2	Seal, oil	
37	10172	2	Bearing Retainer	
	10171	2	Gasket	
	11823	12	Capscrew, 3/8" – 16 NC x 1-3/4", dr. hd.	
	904206	12	Lockwasher, 3/8" ASA Med.	
	8138	6	Lockwire, #16 W & M Ga. x 19" long	
38	7565	2	Stud, 1/2"	
	904208	2	Lockwasher, 1/2" ASA Med.	
	910325	2	Hex Nut, 1/2" – 13 NC	
39	6240	6	Stud	
	904206	6	Lockwasher, 3/8" ASA Med.	
	911041	6	Hex Nut, 3/8" – 24 NF	

(Continued)

TRANSMISSION ASSEMBLY – CONTINUED

(See Plate 996)

ITEM	PART NUMBER	QTY.	PART NAME	NOTE
40	916273	9	Capscrew, 3/8" – 16 NC x 1-3/4"	(Not Shown) (Housing Cover to Main Housing)
	904206	9	Lockwasher, 3/8" ASA Med.	
41	916272	12	Capscrew, 3/8" – 16 NC x 1-1/4"	
	904206	12	Lockwasher, 3/8" ASA Med.	
42	918257	3	Dowel Pin	
43	912257	2	Capscrew, 3/8" – 16 NC x 1"	
	904206	2	Lockwasher, 3/8" ASA Med.	
44	6810	1	Drain Cock	
45	26363	1	Gauge, sight	
46	23459	1	Yoke and Deflector	
47	23466	1	Yoke, flange	
48	23596	2	Ring, seal	(See Items #25 & #26, page 65)
49	25698	2	Ring, seal	
50	23458	2	Retainer	
51	18435	2	Capscrew, 3/4" – 16 NF x 1-1/2"	
	900820	2	Plain Washer, 3/4" USS	
	8138	2	Lockwire, #16 W & M Ga. x 19" long	(See Item #27, page 65)
52	25444	2	Cup, clutch drive	
53	7498	2	Seal, oil	
54	7381	12	Capscrew, 3/8" – 24 NF x 1"	
	1085	6	Lockwire, #16 W & M Ga. x 17" long	
55	915987	4	Capscrew, 1/2" – 13 NC x 1-1/2"	
	904208	4	Lockwasher, 1/2" ASA Med.	

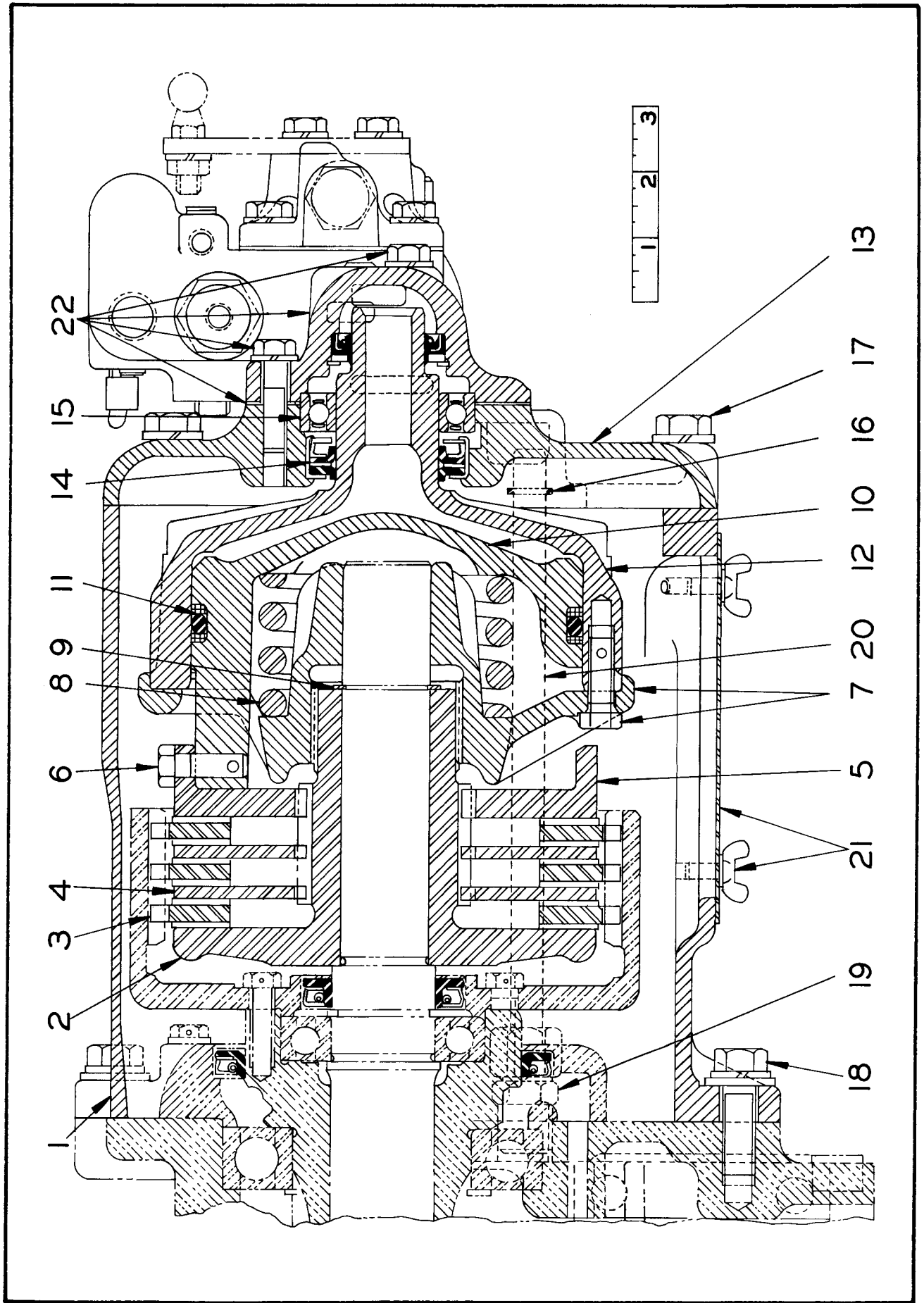
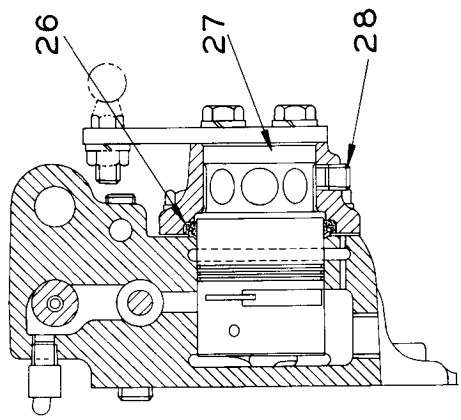
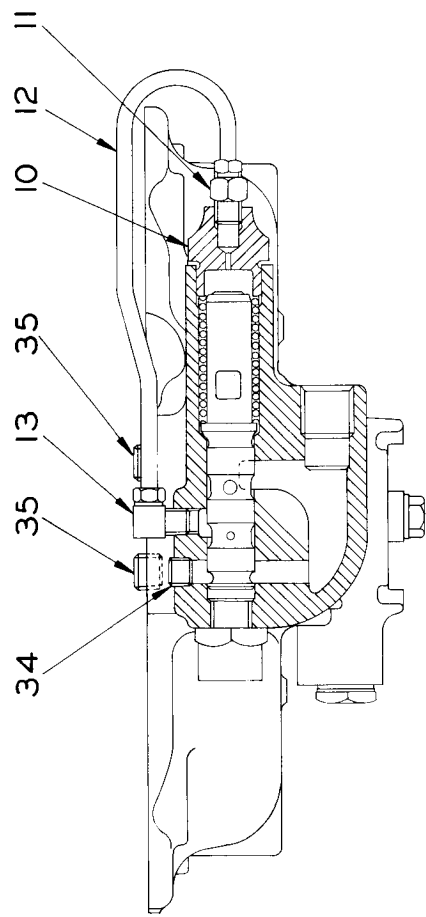


PLATE 997 - CLUTCHES AND HOUSING

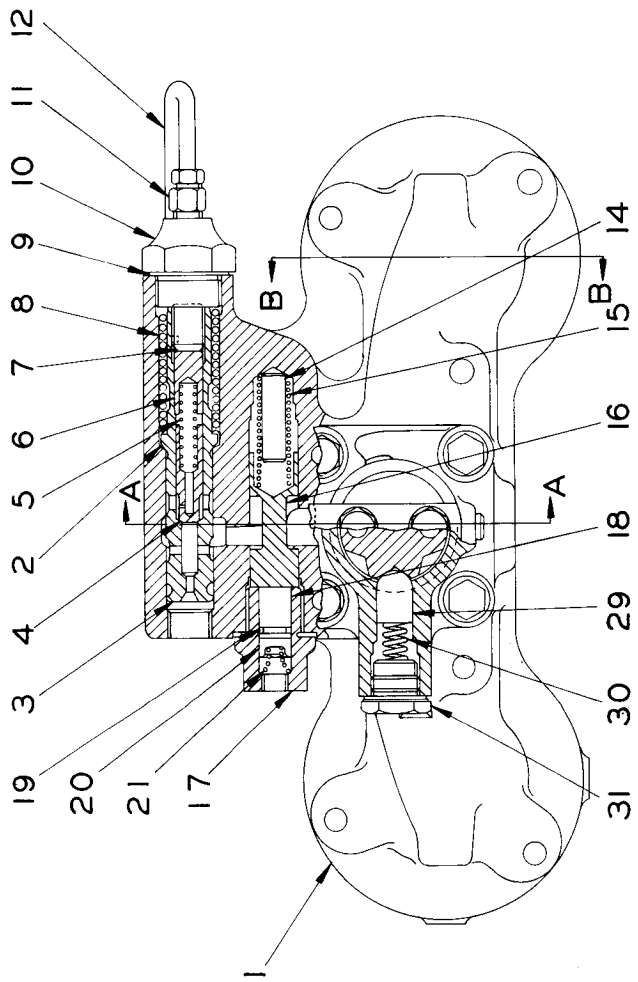
CLUTCHES AND HOUSING

(See Plate 997)

ITEM	PART NUMBER	QTY.	PART NAME	NOTE
1	12757	1	Housing, clutch	
2	22412	2	Hub and Back Plate	
3	19826	6	Plate, driving	
4	23790	4	Plate, center	
5	21693	2	Plate, pressure	
6	26026	6	Capscrew, 3/8" - 16 NC x 1-1/8"	
7	21531	2	Casting, cylinder end	
	26026	12	Capscrew, 3/8" - 16 NC x 1-1/8"	
8	22961	2	Spring, clutch return	
9	11844	2	Ring, snap	
10	21532	2	Piston	
11	1076	2	Ring, seal	(For service order both seal ring
	22582	4	Ring, back-up	and back-up ring)
12	21520	2	Cylinder	
13	25412	1	Clutch Cover Assy. (Includes Items #14 thru #16)	
14	25219	2	Seal, oil	
15	25385	2	Bearing	
16	10879	1	Ring, seal	
17	916314	5	Capscrew, 1/2" - 13 NC x 2"	
	904208	5	Lockwasher, 1/2" ASA Med.	
18	915987	4	Capscrew, 1/2" - 13 NC x 1-1/2"	
	910244	4	Plain Washer, 1/2" SAE	
	904208	4	Lockwasher, 1/2" ASA Med.	
19	919063	1	Adapter, 3/4" - 16 NF x 3/8" NPT	
20	21611	1	Tube Assy.	
21	11199	2	Cover Assy., inspection	
	8170	4	Screw, wing	
	904204	4	Lockwasher, 1/4" ASA Med.	
22	24025	1	Valve Assy., clutch	
	21458	2	Gasket	
	914847	4	Capscrew, 3/8" - 16 NC x 1-1/2"	(Also see Item #1,
	920275	2	Capscrew, 3/8" - 16 NC x 3"	page 57)
	904206	6	Lockwasher, 3/8" ASA Med.	



SECTION A-A



SECTION B-B

CLUTCH VALVE ASSEMBLY
 (Also see Clutches & Housing - page 55)
 (See Plate 998)

ITEM	PART NUMBER	QTY.	PART NAME	NOTE
1	24025	1	Clutch Valve Assy. (Includes 1 -- 21500 and Items #2 thru #36)	
	21500	1	Housing	
	21458	2	Gasket	
	914847	4	Capscrew, 3/8" - 16 NC x 1-1/2"	
	920275	2	Capscrew, 3/8" - 16 NC x 3"	
	904206	6	Lockwasher, 3/8" ASA Med.	
2	23945	1	Plunger Assy. (Includes Items #3 thru #7)	
3	23941	1	Plunger, control valve	
4	23942	1	Valve, relief	
5	23343	1	Spring	
6	23944	1	Spacer	
7	23943	1	Setscrew (Nylok)	
8	23848	1	Spring	
9	10158	1	Gasket	
10	23847	1	Cap	
11	913535	1	Connector, male	
12	23850	1	Tube Assy.	
13	913039	1	Elbow, 90°, male	
14	21004	1	Pin, 3/8" x 1-3/8"	
15	21130	1	Spring	
16	21168	1	Valve (Clutch cut-off)	
17	21170	1	Plug	
	21006	1	Gasket	
18	21169	1	Plug	
19	21058	1	Ring, seal	
20	21143	1	Cup	
21	25425	1	Spring	
22	25930	2	Seal, oil	
23	25459	2	Spacer	
24	6213	2	Ring, snap	
25	21501	1	Cover, valve	
	21457	1	Gasket	

(Continued)

CLUTCH VALVE ASSEMBLY – CONTINUED

(See Plate 998)

ITEM	PART NUMBER	QTY.	PART NAME	NOTE
26	21718	1	Seal, oil	
27	21533	1	Spool, valve	
28	910231	1	Plug, pipe, 1/8" – 27 NPT	
29	7193	1	Plunger, detent	
30	23290	1	Spring, plunger	
31	12142	1	Plug Assy. (Includes 1.-12143)	
32	916272	4	Capscrew, 3/8" – 16 NC x 1-1/4"	
	904206	4	Lockwasher, 3/8" ASA Med.	
33	21587	1	Lever	
	916225	2	Capscrew, 3/8" – 24 NF x 1"	
	904206	2	Lockwasher, 3/8" ASA Med.	
34	910231	3	Pipe Plug, 1/8" – 27 NPT	
35	907859	2	Pipe Plug, 1/4" – 18 NPT	
36	904230	1	45° Elbow, street	

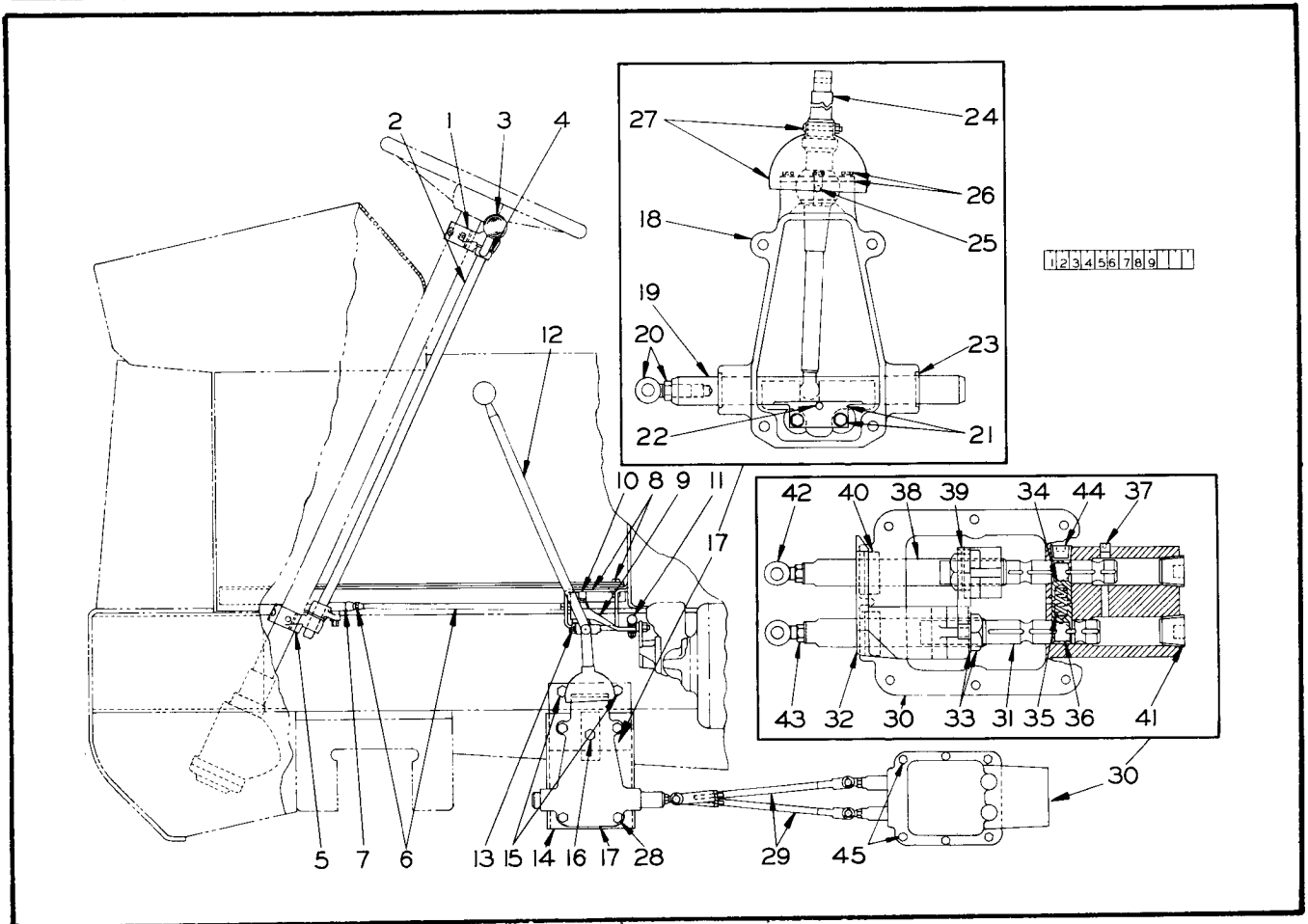


PLATE 992 – TRANSMISSION CONTROL GROUP

TRANSMISSION CONTROL GROUP

(See Plate 992)

ITEM	PART NUMBER	QTY.	PART NAME	NOTE
1	26400	1	Bracket	
	27809	1	Plate	
	916271	2	Capscrew, 3/8" - 16 NC x 1"	
	904206	2	Lockwasher, 3/8" ASA Med.	
2	26372	1	Shaft Assy., clutch control	
3	1171	2	Knob	
4	19104	2	Bearing	
5	26401	1	Bracket	
	27809	1	Plate	
	916271	2	Capscrew, 3/8" - 16 NC x 1"	
	904206	2	Lockwasher, 3/8" ASA Med.	
6	26406	1	Rod	
	911048	2	Nut, jam	
7	18145	4	Ball Joint	
	904206	4	Lockwasher, 3/8" ASA Med.	
	911041	4	Nut, 3/8" - 16 NF	
8	27512	1	Bracket	
	916395	2	Capscrew, 7/16" - 20 NF x 1-1/4"	
	904207	2	Lockwasher, 7/16" ASA Med.	
	911042	2	Nut, 7/16" - 20 NF	
9	26392	1	Lever Assy. (Includes 2--13909)	
	13909	2	Bushing	
10	26393	1	Pin	
	918111	1	Pin, roll, 1/8" x 1"	
	910244	1	Plain Washer, 1/2" SAE	
11	26405	1	Rod	
	911048	2	Nut, 3/8" - 24 NF	
12	26683	1	Lever, shift	
13	916383	1	Capscrew, 3/8" - 24 NF x 2-1/4"	
	904206	1	Lockwasher, 3/8" ASA Med.	
	911041	1	Nut, 3/8" - 24 NF	
	8065	1	Pin	
14	27579	1	Bracket	

(Continued)

TRANSMISSION CONTROL GROUP – CONTINUED

(See Plate 992)

ITEM	PART NUMBER	QTY.	PART NAME	NOTE
15	916225	2	Capscrew, 3/8" – 24 NF x 1"	
	904206	2	Lockwasher, 3/8" ASA Med.	
16	916383	1	Capscrew, 3/8" – 24 NF x 1-1/2"	
	911115	1	Washer, plain, 3/8" SAE	
	904206	1	Lockwasher, 3/8" ASA Med.	
	911041	1	Nut, 3/8" – 24 NF	
17	27819	1	Control Assy., Transmission, range (Includes Items #18 thru #27)	
	27868	1	Gasket	
18	27336	1	Housing, clutch control	
19	27442	1	Shaft, control, left	
	27443	1	Shaft, control, right	
20	7187	2	Rod End	
	913177	2	Nut, 1/2" – 20 NF	
21	27447	1	Selector, neutral	
	915406	2	Capscrew, 1/4" – 20 NC x 3/4"	
	904204	2	Lockwasher, 1/4" ASA Med.	
	911114	2	Washer, plain, 1/4" SAE	
22	919105	1	Pin, roll, 1/4" x 3"	
23	28002	4	Seal, grease	
24	27452	1	Lever, shifting	
25	28798	1	Pin, guide, shifting lever	
26	7832	1	Gasket	
	7824	1	Cap, cover	
	915406	3	Capscrew, 1/4" – 20 NC x 3/4"	
	904204	3	Lockwasher, 1/4" ASA Med.	
27	7821	1	Dome	
	911254	1	Machine Screw, #10–24 NC x 1-1/2", rd. hd.	
	904203	1	Lockwasher, #10 ASA Med.	
	901310	1	Hex Nut, #10–24 NC	
28	916272	4	Capscrew, 3/8" – 16 NC x 1-1/4"	
	904206	4	Lockwasher, 3/8" ASA Med.	

(Continued)

TRANSMISSION CONTROL GROUP - CONTINUED

(See Plate 992)

ITEM	PART NUMBER	QTY.	PART NAME	NOTE
29	26684	2	Rod	
	917666	2	Yoke	
	913177	2	Hex Nut, 1/2" - 20 NF	
	6389	4	Pin	
	900806	4	Pin, cotter, 1/8" x 1"	
30	23783	1	Shifter Assy. (Includes 1--7190 and Items #31 thru #44)	
	7190	1	Housing, shifter	
	7782	1	Gasket	
31	23595	1	Shaft, shifter	
32	7188	1	Fork, shifter	
33	915008	2	Lockwasher, 1-1/8", internal tooth	
	910098	2	Hex Jam Nut, 1-1/8" - 12 NF	
34	7184	2	Plunger, interlock	
35	7185	1	Spring	
36	7193	2	Plunger	
	7194	2	Spring	
	12142	2	Plug Assy. (Each includes 1--12143)	
	12143	2	Gasket	
37	910231	1	Pipe Plug, 1/8", ctsk., 3/16" hex	
38	23594	1	Shaft	
39	23602	1	Fork	
40	13710	2	Seal, oil	
41	901666	2	Plug, pipe, 1", steel, ctsk., 1/2" sq.	
42	7187	2	End, rod	
43	913177	2	Nut, hex jam, 1/2" - 20 NF	
44	904223	1	Plug, pipe, 1/2", steel, ctsk., 3/8" sq.	
45	916271	6	Capscrew, 3/8" - 16 NC x 1"	
	904206	6	Lockwasher, 3/8" ASA Med.	

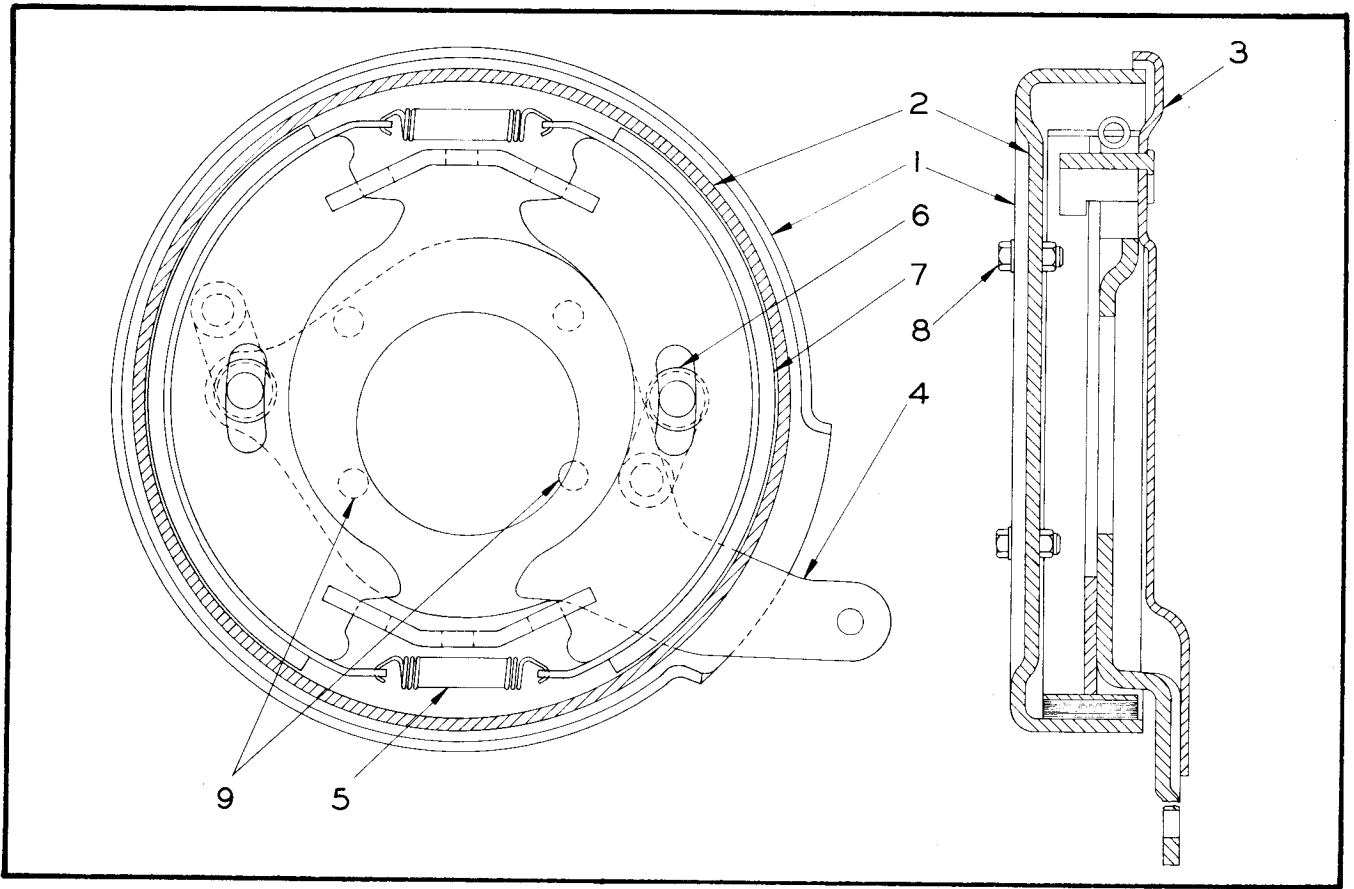


PLATE 1005 – PARKING BRAKE ASSEMBLY (Also see Item #78, page 84)

ITEM	PART NUMBER	QTY.	PART NAME	NOTE
1	23334	1	Parking Brake Assy. (Includes Items #2 thru #7)	
2	18609	1	Drum	
3	18608	1	Backing Plate	
4	18610	1	Lever	
5	18605	2	Spring	
6	18606	2	Roller	
7	18607	2	Shoe Assy. (Includes lining) (Serviced as assy. only)	
8	918903	2	Capscrew, 7/16" – 20 NF x 1-1/2"	
	915633	2	Locknut, 7/16" – 20 NF	
	916395	2	Capscrew, 7/16" – 20 NF x 1-1/4"	
	904207	4	Lockwasher, 7/16" ASA Med.	
9	916254	4	Capscrew, 7/16" – 14 NC x 1"	
	904207	4	Lockwasher, 7/16" ASA Med.	

DRIVE SHAFT GROUP

(See Plate 999)

ITEM	PART NUMBER	QTY.	PART NAME	NOTE
1	28567	1	Universal Joint Assy., Complete (Trans. to Eng.) (Includes Items #2, #3 and #12)	
2	27949	1	Shaft, drive	
3	28573	1	Cross & Bushing Assy. (Includes Items #4 thru #8, 4--13811, 8--920623 and 1--914687)	
4	13808	4	Washer, cork	
5	13807	1	Relief Valve	
6	13806	4	Retainer	
7	13810	4	Cover Plate	
8	28575	4	Bushing	
9	13811	20	Lock Plate	
10	920623	40	Capscrew, 5/16" - 24 NF x 1/2"	
11	914687	5	Lubricating Fitting, st., 1/4" - 28 NF	
12	27806	1	Yoke & Deflector	
	8138	1	Lockwire, #16 Ga. x 19" long	
13	27977	2	Wheel	
14	914875	2	Capscrew, 1/2" - 20 NF x 1"	
	916423	4	Capscrew, 1/2" - 20 NF x 3"	
	904208	6	Lockwasher, 1/2" ASA Med.	
15	----	1	Tire, 3.40/3.00 x 7 (Power Tread, industrial tire)	(Not serviced,
	----	1	Tube (For 3.40/3.00 x 7 tire w/TR-87 valve)	obtain locally)
16	27981	1	Valve, extension	
	27994	1	Grommet	
17	27980	1	Flange, drive	
	28008	8	Capscrew, 3/8" - 16 NC x 7/8", counter-bor	
	906960	8	Lockwasher, 3/8", int. tooth	
18	27976	1	Cover	
	916270	6	Capscrew, 3/8" - 16 NC x 1/2"	
	904206	6	Lockwasher, 3/8" ASA Med.	
19	28565	1	Universal Joint Assy., Complete (Rear) (Includes 1--25659, 1/2 qty. Items #21 thru #28, #33 and 1--23459)	
20	25659	1	Yoke End (Rear "U" Joint)	
	24517	1	Yoke End (Front "U" Joint)	
21	24514	2	Slip Yoke	(Continued)

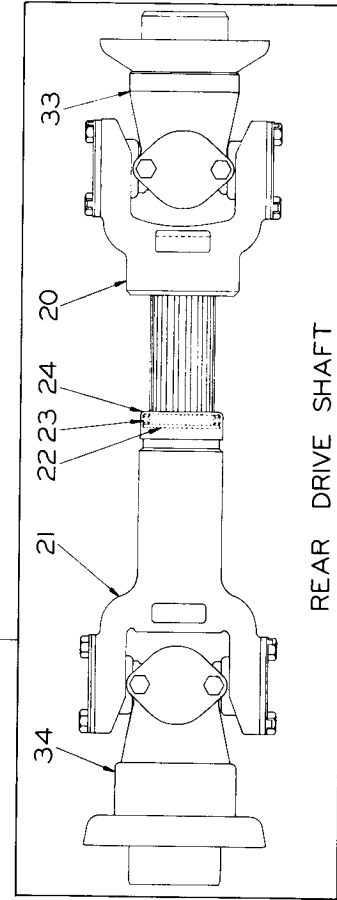
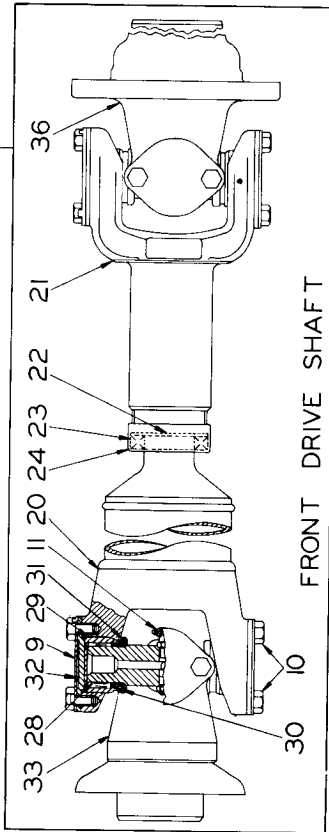
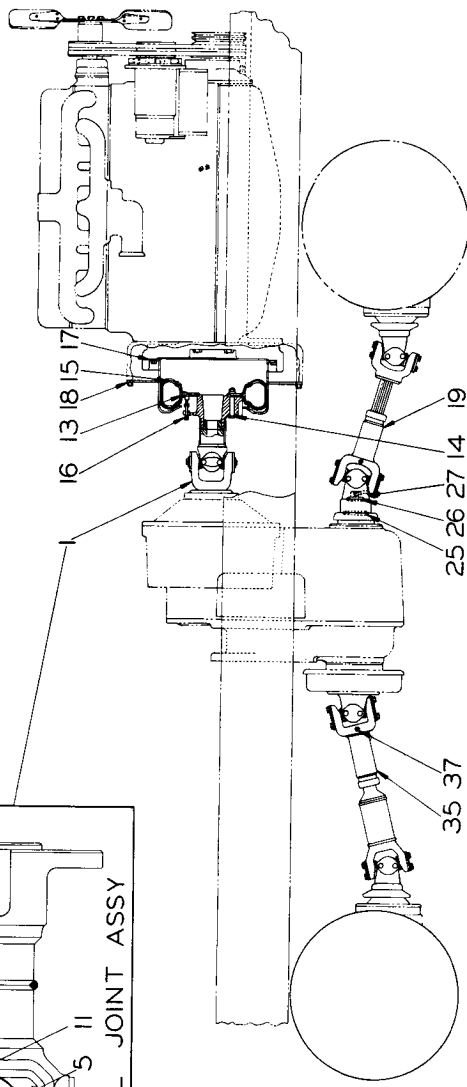
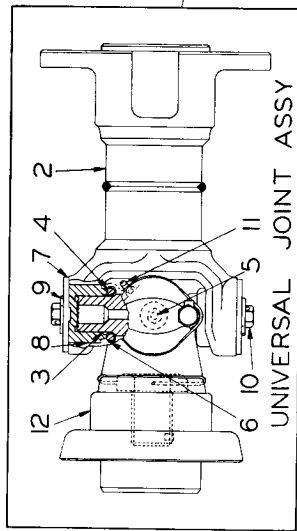


PLATE 999 - DRIVE SHAFT GROUP

DRIVE SHAFT GROUP – CONTINUED

(See Plate 999)

ITEM	PART NUMBER	QTY.	PART NAME	NOTE
22	24515	2	Washer, metal	
23	21866	2	Washer, felt	
24	24516	2	Cap, dust	
25	23596	2	Ring, seal	
26	25698	2	Ring, seal (Also see Items #48, #49 & #51 on page 51)	
27	8138	2	Lockwire, #16 Ga. x 19" long	
28	24508	4	Spider & Bearing Assy. (Each includes 4--13811, 8--920623, 1--914687 and 4--24505)	
29	24505	16	Bearing Cup Assy. (Each includes four Items #30 thru #32)	
30	24506	16	Oil Seal	
31	----	16	Retainer, oil seal	
	----	16	Bearing, needle (Not serviced separately, order 24505)	
32	----	16	Plate, Cover	
33	24621	2	Yoke & Slinger Assy. (Axle End)	(Also see Item #20, page 68)
	900809	2	Cotter Pin, 1/8" x 1-3/4"	
34	23459	1	Yoke & Deflector (Transmission End)	
35	28566	1	Universal Joint Assy., Complete (Front) (Includes 1--24517, 1/2 qty. of Items #21 thru #28, #33 and 1--23466)	
36	23466	1	Yoke Flange (Transmission End)	
37	914465	2	Lubricating Fitting, st., 1/8" – 27 NPT	

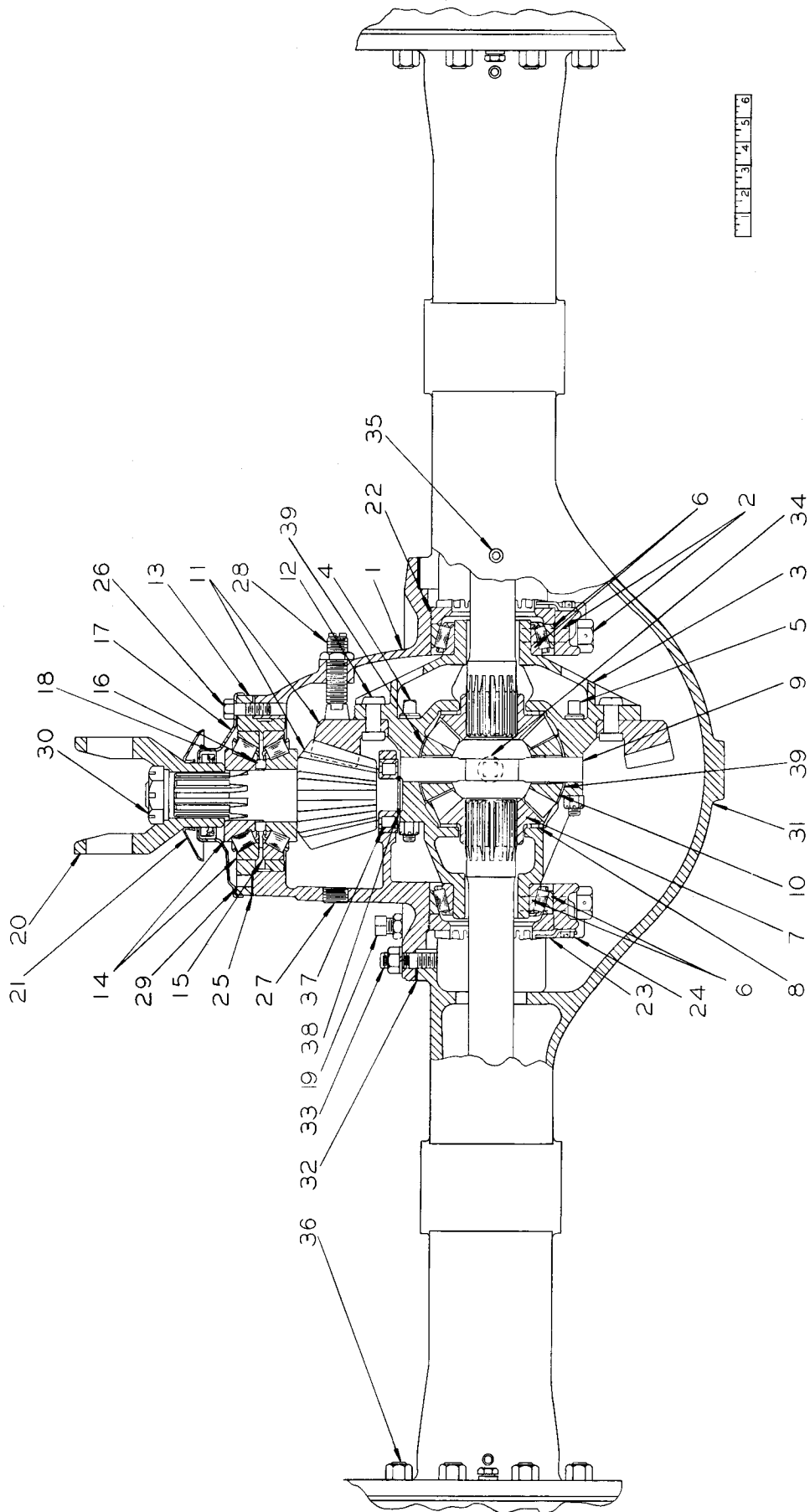


PLATE 728 - DIFFERENTIAL CARRIER & HOUSING
(FRONT & STEERING AXLE)

DIFFERENTIAL CARRIER AND HOUSING (FRONT AND STEERING AXLE)

(QUANTITY FOR BOTH AXLES – NOTE CHANGES CAREFULLY)

(See Plate 728)

ITEM	PART NUMBER	QTY.	PART NAME	
-	23196	1	Front Axle Assy., Complete	Each includes Items as listed on pages 67 thru 79. NOTE INDIVIDUAL CALL-OUTS FOR FRONT AND REAR AXLES
	23197	1	Steering Axle Assy., Complete	
1	24584	2	Differential Carrier Assy. (Each includes 1-- 24585, 2-- 22108 and ½ qty. Items #3 thru #30)	
	24585	2	Differential Carrier & Cap Assy. (Each includes one Carrier, two Bearing Cap, 4-- 24586 and 4-- 22314)	
	----	2	Carrier	(Not serviced, order 24585)
	----	4	Bearing Cap	
2	24586	8	Capscrew	
	7380	4	Lockwire, #16 W & M Ga. x 12" long	
	22314	8	Dowel	
3	24587	2	Differential Drive Gear & Pinion Assy. (Each includes 1-- 24588 and ½ qty. of Items #11 & #12)	
	24588	2	Differential & Cone Assy. (Each includes 1-- 24589 and ½ qty. of Items #7 thru #10)	
	24589	2	Differential Case Assy. (Each includes one Case and Items #4 thru #6)	
	----	2	Case (Not serviced, order #24589)	
4	24590	16	Bolt (Long)	
	917360	16	Hex Nut, 1/2" – 20 NF	
5	24593	8	Bolt (Short)	
	917360	8	Hex Nut, 1/2" – 20 NF	
	27634	2	Lockwire, #16 W & M Ga. x 30" long	
6	24591	4	Bearing Cup	(For service order both Cup and Cone)
	24592	4	Bearing Cone	
7	24594	4	Gear	
8	24595	4	Thrust Washer	
9	24596	2	Spider	
10	24597	8	Pinion	
11	24600	2	Pinion & Gear Assy. (Serviced as assy. only)	
12	911651	24	Rivet, 1/2" x 1-1/2", Pan Hd.	
13	24599	2	Pinion Bearing Cage Assy. (Each includes ½ qty. of Items #14 thru #16)	
14	24601	2	Cup	(For service order both Cup and Cone)
	24602	2	Cone	

(Continued)

DIFFERENTIAL CARRIER AND HOUSING (FRONT AND STEERING AXLE) - CONTINUED
 (QUANTITY FOR BOTH AXLES - NOTE CHANGES CAREFULLY)

(See Plate 728)

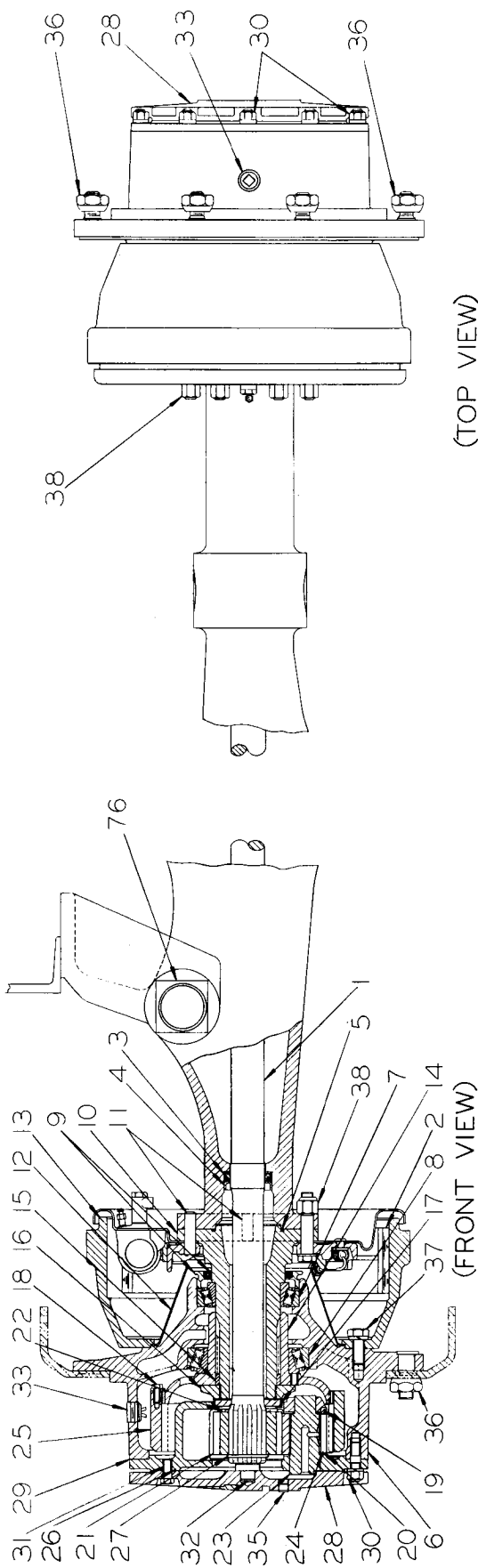
ITEM	PART NUMBER	QTY.	PART NAME	
15	24601	2	Cup	
	24604	2	Cone	
			(For service order both Cup and Cone)	
16	24605	-	Shim (.219" thick)	
	24606	-	Shim (.220" thick)	
	24607	-	Shim (.221" thick)	
	24608	-	Shim (.222" thick)	
	24609	-	Shim (.223" thick)	
	24610	-	Shim (.224" thick)	
				(Use as required)
	24612	-	Shim (.230" thick)	
	24613	-	Shim (.236" thick)	
	24614	-	Shim (.242" thick)	
			(For complete set order Kit #24603)	
			(For complete set order Kit #24611)	
17	24619	2	Bearing Cover and Seal Assy. (Each includes one Item #18)	
18	24620	2	Oil Seal	
20	24621	2	Yoke & Slinger Assy. (Each includes one Yoke & 1-- 24622) (See Item #33, page 65)	
	----	2	Yoke (Not serviced separately)	
21	24622	2	Slinger	
22	24623	4	Adjusting Ring	
23	22049	4	Lock, Adjusting Ring	
24	22107	8	Capscrew	
	22108	4	Lockwire, #16 W & M Ga. x 6" long	
25	24624	-	Shim (.003" thick)	
	24626	-	Shim (.005" thick)	
	24627	-	Shim (.010" thick)	
			(For complete set, order Kit #24625)	
26	916255	16	Capscrew, 7/16" - 14 NC x 1-3/4"	
	904207	16	Lockwasher, 7/16" ASA Med.	
27				
	904224	2	Pipe Plug, 3/4", steel, 1/2" Sq. hd.	
28	22054	2	Thrust Block	
	24631	2	Adjusting Screw	
	911050	2	Hex Jam Nut, 3/4" - 16 NF	
29	24632	2	Gasket	

(Continued)

DIFFERENTIAL CARRIER AND HOUSING (FRONT AND STEERING AXLE) – CONTINUED
(QUANTITY FOR BOTH AXLES – NOTE CHANGES CAREFULLY)

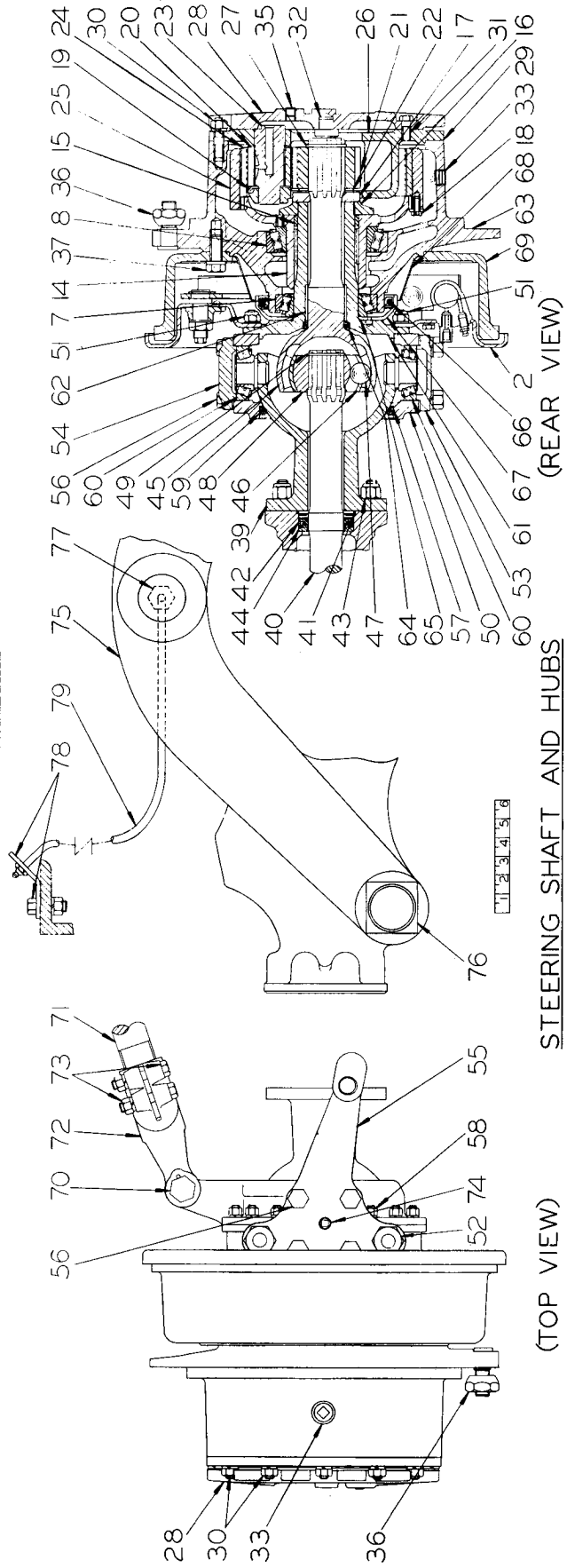
(See Plate 728)

ITEM	PART NUMBER	QTY.	PART NAME	NOTE
30	24633	2	Plain Washer	
	7176	2	Hex Nut (Special)	
	900809	2	Cotter Pin, 1/8" x 1-3/4" (See Item #33, page 65)	
31	28085	1	Housing Assy., Front Axle (Includes one housing, 1/2 qty. of Items #32 thru #34, 3--7145, 1--907072, 2--21833 Bushing and 2--21840 Spacer)	
	24636	1	Housing Assy., Steering Axle (Includes one housing, 1/2 qty. of Items #32 thru #34, 1--7145, 1--907072, Item #36, 2--21833 Bushing & 2--21840 Spacer)	
	- - - -	2	Housing (Front & Steering) (Not serviced separately)	
32	24637	2	Gasket (Carrier to Housing)	
33	24638	20	Stud (Short)	
	24639	8	Stud (Long)	(Carrier to Housing)
	904208	28	Lockwasher, 1/2" ASA Med.	
	911043	28	Hex Nut, 1/2" – 20 NF	
34	901667	2	Pipe Plug, 1-1/4", ctsk., 3/4" sq. (Oil Drain)	
35	7145	2	Oil Breather Assy. (Serviced as assy. only)	
36	24641	8	Stud, 3/4"	
	24642	8	Stud, 9/16"	
	28397	8	Locknut, 3/4" – 16 NF (Special) (Trunnion Socket to Housing) (Steering Axle only - See Item #38, page 72 for Front Axle)	
	28398	8	Locknut, 9/16"	
37	24887	2	Bearing	
38	24888	2	Snap Ring	
39	24598	8	Thrust Washer	



FRONT SHAFT AND HUBS

(TOP VIEW)



STEERING SHAFT AND HUBS

(TOP VIEW)

(REAR VIEW)

PLATE 813 - PLANETARY SHAFT AND HUB GROUP (FRONT & STEERING AXLE)

PLANETARY SHAFT AND HUB GROUP (FRONT AND STEERING AXLE)

(See Plate 813)

ITEM	PART NUMBER	QTY.	PART NAME	NOTE	
-	----	2	Front Shaft & Hub Assy., Complete		
	----	2	Steering Shaft & Hub Assy., Complete		
1	24644	2	Drive Axle Shaft	(Front Axle)	
2	----	4	Brake Assy., front & rear (See pages 76, 77, 78 & 79)		
3	24645	2	Oil Seal, axle shaft	(Front Axle)	
4	24646	2	Retainer		
5	24647	2	Seal Ring		
6	24648	2	Hub Assy., (Each includes one Hub, 2--22047, 2--24651 and 12--24687)		
7	22047	4	Cup	(Front & Steering Axles)	
	24650	4	Cone (For service order both Cup & Cone)		
8	24651	4	Cup	(For service order both Cup & Cone)	
	24652	4	Cone		
9	24653	2	Retainer Assy. (Each includes 1--24654)	(Front Axle)	
	24654	2	Oil Seal		
10	28096	2	Spindle, wheel gearing		
11	24656	4	Dowel, spindle to housing		
	24657	4	Dowel, Brake & Spindle to Housing		
12	24658	2	Oil Slinger		
13	28095	2	Brake Drum		
14	24660	4	Hub (Planetary Ring Gear) (Each includes one sleeve)		(Front & Steering Axles)
15	----	4	Sleeve (Not serviced, order 24660)		
16	24671	4	Nut (Special)		
17	24672	8	Locknut (Special)		
18	7711	32	Capscrew, 5/16" - 18 NC x 3/4", dr. hd.		
	24673	16	Lock Plate		
	22108	16	Lockwire, #16 W & M Ga. x 6" long		
19	24674	12	Washer (Inner)	(Front & Steering Axles)	
20	24675	12	Washer (Outer)		
21	24676	4	Gear (20 T) Planetary Sun		
22	24677	4	Washer, Planetary Sun Gear		
	24678	4	Pin, Planetary Sun Gear Washer		
23	24679	12	Shaft, Planetary Pinion		
24	24680	12	Pinion (16 T)		

(Continued)

PLANETARY SHAFT AND HUB GROUP (FRONT AND STEERING AXLE) – CONTINUED

(See Plate 813)

ITEM	PART NUMBER	QTY.	PART NAME	NOTE	
25	24681	4	Gear (52 T) Planetary Ring	Front and Steering Axles	
26	24682	4	Spider		
27	24683	4	Snap Ring, sun gear retainer		
28	24684	4	Cover Assy. (Each includes 1-- 22076)		(Planetary Gear Cover)
	24685	4	Gasket		
29	24686	4	Gasket, planetary gear spider to hub		
30	24687	48	Stud		
	904208	48	Lockwasher, 1/2" ASA Med. (Planetary Spider to Hub)		
	911043	48	Hex Nut, 1/2" – 20 NF		
31	22118	32	Capscrew (Special)		
32	22076	4	Thrust Button		
33	22116	4	Pipe Plug (Special) (Oil Filler & Drain)		
35	907070	4	Pipe Plug, 1/4", steel, ctsk., 1/4" sq. (Oil level)		
36	22121	48	Stud		
	7152	48	Hex Nut (Special)		
37	26068	40	Capscrew, 5/8" – 11 NC x 1-1/2" (Brake Drum		
	24892	4	Lockwire, #16 W & M Ga. x 50" lg. to Hub)		
38	27629	24	Capscrew	Front Axle	
	28093	24	Washer (Spindle to Housing)		
	28047	24	Hex Nut (Special)		
39	24690	2	Trunnion Socket Assy. (Each includes two bearing pins) (Serviced as assy. only)	Steering Axle	
40	24691	2	Drive Shaft		
41	24692	2	Oil Seal, axle shaft		
42	24693	2	Seal, trunnion socket & housing		
43	24641	8	Stud, 3/4"		
	24642	8	Stud, 9/16"		
	916591	8	Locknut, 3/4" (Also see Item #36, page 69)		
	24643	8	Locknut, 9/16"		

(Continued)

PLANETARY SHAFT AND HUB GROUP (FRONT AND STEERING AXLE) - CONTINUED

(See Plate 813)

ITEM	PART NUMBER	QTY.	PART NAME	NOTE	
44	26428	2	Washer, axle shaft		
45	24694	2	Universal Joint Assy. (Outer) (Each includes 1--24695 and ½ qty. Items #46 thru #49)		
	24695	2	Outer Race and Stud Axle		
46	24697	2	Cage		
47	24698	12	Ball		
48	24699	2	Inner Race		
49	24700	2	Snap Ring		
50	24701	1	Steering Knuckle Flange Assy., left (Includes one Inner & Companion Flange, 4--24703, 4--910194 and 1--14503) (Not serviced separately)		
	----	1		Knuckle Flange, Inner	
	----	1		Knuckle Flange, Companion	
	24702	1	Steering Knuckle Flange Assy., right (Includes one Inner & Companion Flange, 4--24703, 4--910194 and 1--14503) (Not serviced separately)		
	----	1		Knuckle Flange, Inner	
	----	1		Knuckle Flange, Companion	
		24703	8	Capscrew	
		910194	8	Hex Nut, 7/16" - 20 NF	
51	24704	16	Stud	Steering	
	24705	8	Stud		
	904207	24	Lockwasher, 7/16" ASA Med. (Flange to Steering Knuckle)		
	24706	24	Washer		
	915633	24	Locknut (Special)		
52	24707	2	Stud, 7/8" - 14 NF	Axle	
	905347	2	Lockwasher, 7/8" ASA Med. (Steering Arm)		
	906418	2	Hex Nut, 7/8" - 14 NF		
	14494	2	Stud Sleeve		
53	24708	2	Cap, lower bearing		
	24710	-	Shim (.005" thick)		
	24711	-	Shim (.010" thick) (Use as required)		
	24712	-	Shim (.030" thick)		
54	24713	1	Cap, upper R.H. Bearing		
	24710	-	Shim (.005" thick)		
	24711	-	Shim (.010" thick) (Use as required)		
	24712	-	Shim (.030" thick)		

(Continued)

PLANETARY SHAFT AND HUB GROUP (FRONT AND STEERING AXLE) – CONTINUED

(See Plate 813)

ITEM	PART NUMBER	QTY.	PART NAME	NOTE
55	24714	1	Steering Arm	
	24716	–	Shim (.005" thick)	
	24717	–	Shim (.010" thick) (Use as required)	
	24718	–	Shim (.030" thick)	
56	14456	16	Capscrew, 1/2" – 13 NC x 1–1/2"	(Bearing Cap to Flange)
	904208	16	Lockwasher, 1/2" ASA Med.	
57	26425	2	Seal	
58	24703	20	Capscrew	(Steering Knuckle Flange)
	24719	4	Capscrew, 7/16"	
	904207	24	Lockwasher, 7/16" ASA Med.	
	910194	24	Hex Nut, 7/16" – 20 NF	
59	26426	2	Retainer	
	26427	2	Snap Ring	
60	24722	4	Cup	Steering Axle
	24723	4	Cone (For service order both Cup and Cone)	
61	24724	2	Steering Knuckle (Each includes 1--24725)	
62	24725	2	Bushing	
63	24726	2	Hub Assy. (Each includes one Hub, 1--24649, 1--24651 and 12--24687)	
64	24727	2	Oil Seal, drive joint	
65	24728	2	Seal, oil seal retainer	
66	24729	2	Oil Seal, hub bearing	
67	24730	2	Retainer Assy. (Each includes 1--22305)	
	22305	2	Pin	
68	24731	2	Oil Slinger	
69	24732	2	Brake Drum	
70	14584	2	Bolt	(Tie Rod Yoke)
	914465	2	Lubricating Fitting, St., 1/8" – 27 NPT	
	14503	2	Bushing	
	14581	2	Nut	
	14580	2	Pin	
	900808	2	Cotter Pin, 1/8" x 1–1/2"	

(Continued)

PLANETARY SHAFT AND HUB GROUP (FRONT AND STEERING AXLE) – CONTINUED

(See Plate 813)

ITEM	PART NUMBER	QTY.	PART NAME	NOTE
71	24733	1	Tie Rod	Steering Axle
	14577	1	Locknut	
72	14579	1	Yoke, left	
	14578	1	Yoke, right	
73	14602	4	Bolt	
	904208	4	Lockwasher, 1/2" ASA Med.	
	911043	4	Hex Nut, 1/2" – 20 NF	
74	24734	2	Plug, trunion socket grease	
75	23879	2	Axle Support, rear (Each includes one Pin)	
76	10460	4	Pin Weld Assy.	
	13046	4	Washer	
	911058	4	Castle Nut, 1-1/2" – 12 NF	
	901345	4	Cotter Pin, 1/4" x 2-1/2"	
	21833	8	Bushing	
	21840	4	Spacer	
77	17556	2	Locknut (Special)	Steering Axle
	12158	2	Washer	
78	20813	1	Plate	
	916225	2	Capscrew, 3/8" – 24 NF x 1"	
	904206	2	Lockwasher, 3/8" ASA Med.	
79	19807	2	Flexible Tube Assy.	
	914465	2	Lubricating Fitting, St., 1/8" – 27 NPT	
	904209	2	Lockwasher, 5/8" ASA Med.	
	911049	2	Hex Jam Nut, 5/8" – 18 NF	

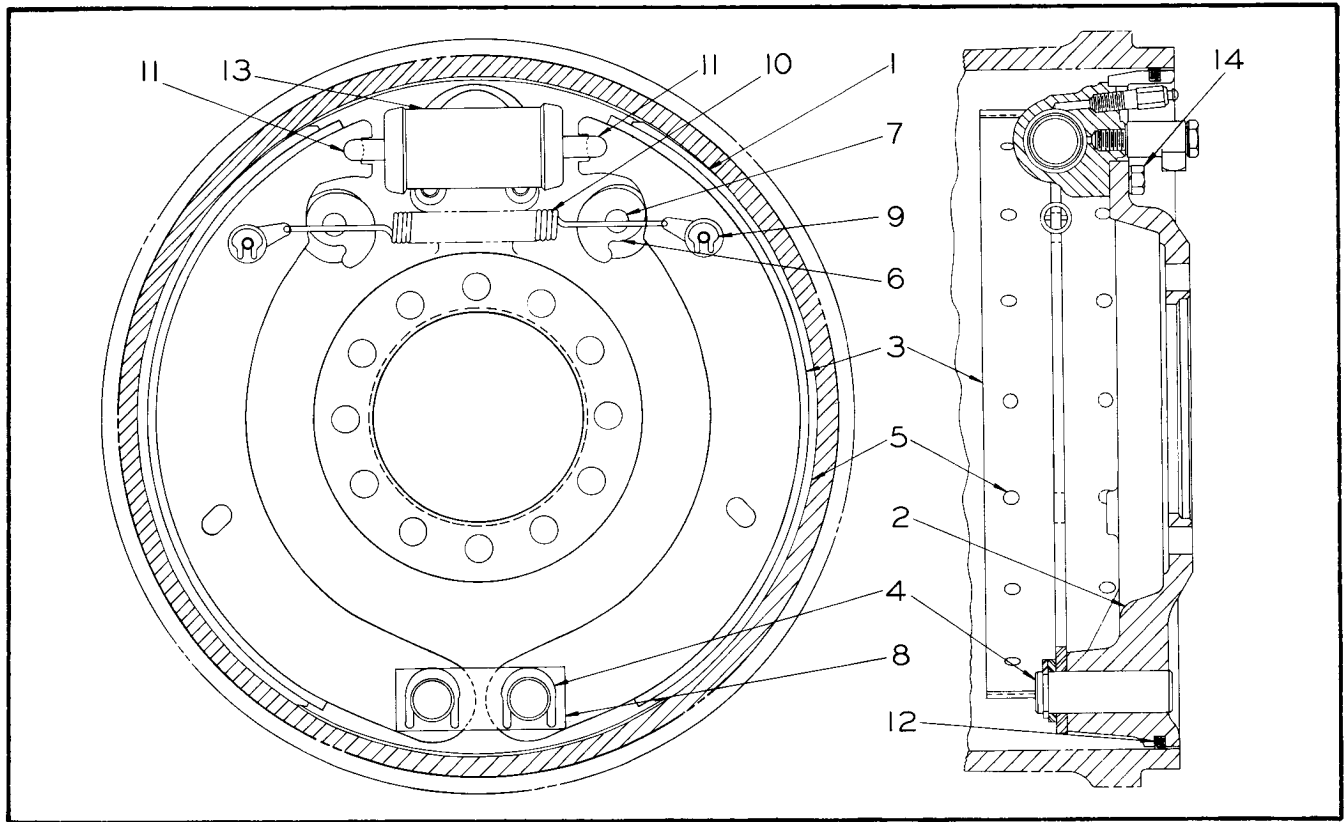


PLATE 978 - BRAKE ASSEMBLY (FRONT AXLE) LEFT & RIGHT

ITEM	PART NUMBER	QTY.	PART NAME	ASSEMBLY OR PACKAGE NO.
1	28089	2	Brake Assy., left & right (Each includes ½ qty. of Items #2, #3, #7 thru #11, #13 & #14)	
2	28097	2	Spider Assy. (Each includes two 28098, 28100, 22262, 24750, 24769, 28109, 28099 and 1-- 28101)	
3	28104	4	Shoe Assy. (Each includes one shoe, 1-- 28108 and 14-- 24753)	
	----	4	Brake Shoe (Not serviced, order 28104)	
4	28098	4	Pin, anchor	
	28100	4	Snap Ring	
5	28108	4	Lining	28153
	24753	56	Rivet	
6	22262	4	Cam, adjusting	
	24750	4	Spring, adjusting cam	
	24769	4	Washer	
7	24782	4	Adjusting Cam Bolt Assy. (Each includes 1-- 24782 and 2-- 24769)	
	24782	4	Bolt	
	24769	4	Washer	

(Continued)

BRAKE ASSEMBLY (FRONT AXLE) LEFT AND RIGHT - CONTINUED

(See Plate 978)

ITEM	PART NUMBER	QTY.	PART NAME	NOTE
8	28102	2	Link, anchor pin	
	24764	4	"C" Washer, anchor pin	
9	28099	4	Pin, guide	
	27611	4	Washer, spring	
	24767	4	Washer	
	7135	4	Washer	
	7133	4	"C" Washer	
10	24765	2	Spring, brake shoe return	
11	24781	4	Link, wheel cylinder	
12	28101	2	Seal, brake drum	
13	28105	2	Wheel Cylinder Assy. (See Item #38, page 81 for includes note)	
14	28106	4	Capscrew, 3/8"	
	904206	4	Lockwasher, 3/8" ASA Med.	

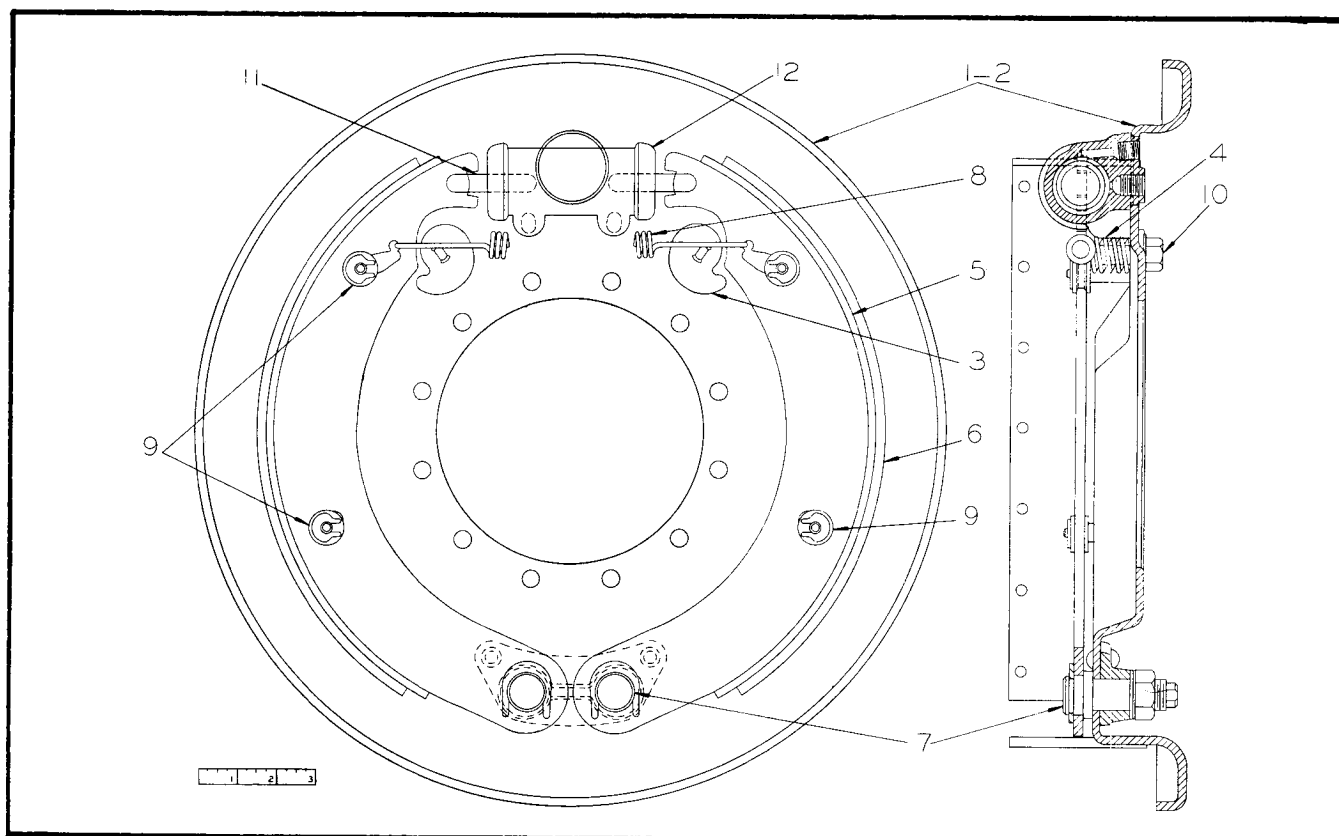


PLATE 814 - BRAKE ASSEMBLY (REAR AXLE) LEFT AND RIGHT

ITEM	PART NUMBER	QTY.	PART NAME	ASSEMBLY OR PACKAGE NO.
1	28860	1	Brake Assy., left & right (Each includes ½ qty. of Items #2 thru #12)	
2	24749	2	Backing Plate Assy. (Each includes ½ qty. of Items #3 and #4)	
3	22262	4	Adjusting Cam	
4	24750	4	Spring	
5	28859	4	Shoe & Lining Assy. (Each includes one Brake Shoe, 1--24752 and 14--24753)	
	----	4	Brake Shoe (Not serviced, order 24751)	
6	----	4	Lining (Not serviced separately)	
	24753	56	Rivet	28861
	24754	4	Pin, anchor	
7	25235	4	Hex Nut	
	24763	4	Washer	
	24764	4	"C" Washer	
8	24765	2	Return Spring	
	7135	16	Washer, guide Pin	
9	24767	16	Plain Washer	
	7133	8	"C" Washer	
10	24782	4	Adjusting Cam Bolt Assy. (Each includes one Washer)	
11	24781	4	Link, wheel cyl.	
12	24771	2	Wheel Cylinder Assy., complete (See Item #38, page 81 for includes note)	

HYDRAULIC BRAKE SYSTEM

(See Plate 916)

ITEM	PART NUMBER	QTY.	PART NAME	ASSEMBLY OR PACKAGE NO.
1	13886	1	Master Cylinder Assy. (Includes Items #2 thru #12)	
2	- - - -	1	Housing	
3	14309	1	Check Valve	
4	14310	1	Cup, primary piston	
	14311	1	Piston Assy. (Includes one piston & cup protector assy., and 1--14312)	
5	- - - -	1	Piston & Cup Protector Assy. (Not serviced separately)	13939
	14312	1	Cup	
6	14314	1	Lockwire	
7	14315	1	Boot	
8	13940	1	Piston Return Spring	
9	13938	1	Push Rod	
10	13937	1	Stop Plate	
	13941	1	Filler Plug	
11	6899	1	Filler Plug Gasket	
	13944	2	Outlet Plug	
12	13943	2	Washer	
	915228	6	Capscrew, 3/8" - 24 NF x 1-1/4"	
13	904206	6	Lockwasher, 3/8" ASA Med.	
	911041	6	Hex Nut, 3/8" - 24 NF	
14	22968	1	Bracket	
	916028	4	Capscrew, 1/2" - 20 NF x 1-3/4"	
15	904208	4	Lockwasher, 1/2" ASA Med.	
	911043	4	Hex Nut, 1/2" - 20 NF	
	20446	1	Brake Lever Assy. (Includes 2--5895, 2--5896 and Item #17)	
16	5896	2	Bearing (Lettered end must face pressing tool)	
	5895	2	Seal (Install with lip toward outside)	
17	12649	1	Bushing	
	20410	1	Pin	
18	1916	1	Lock Pin	
	900806	1	Cotter Pin, 1/8" x 1"	

(Continued)

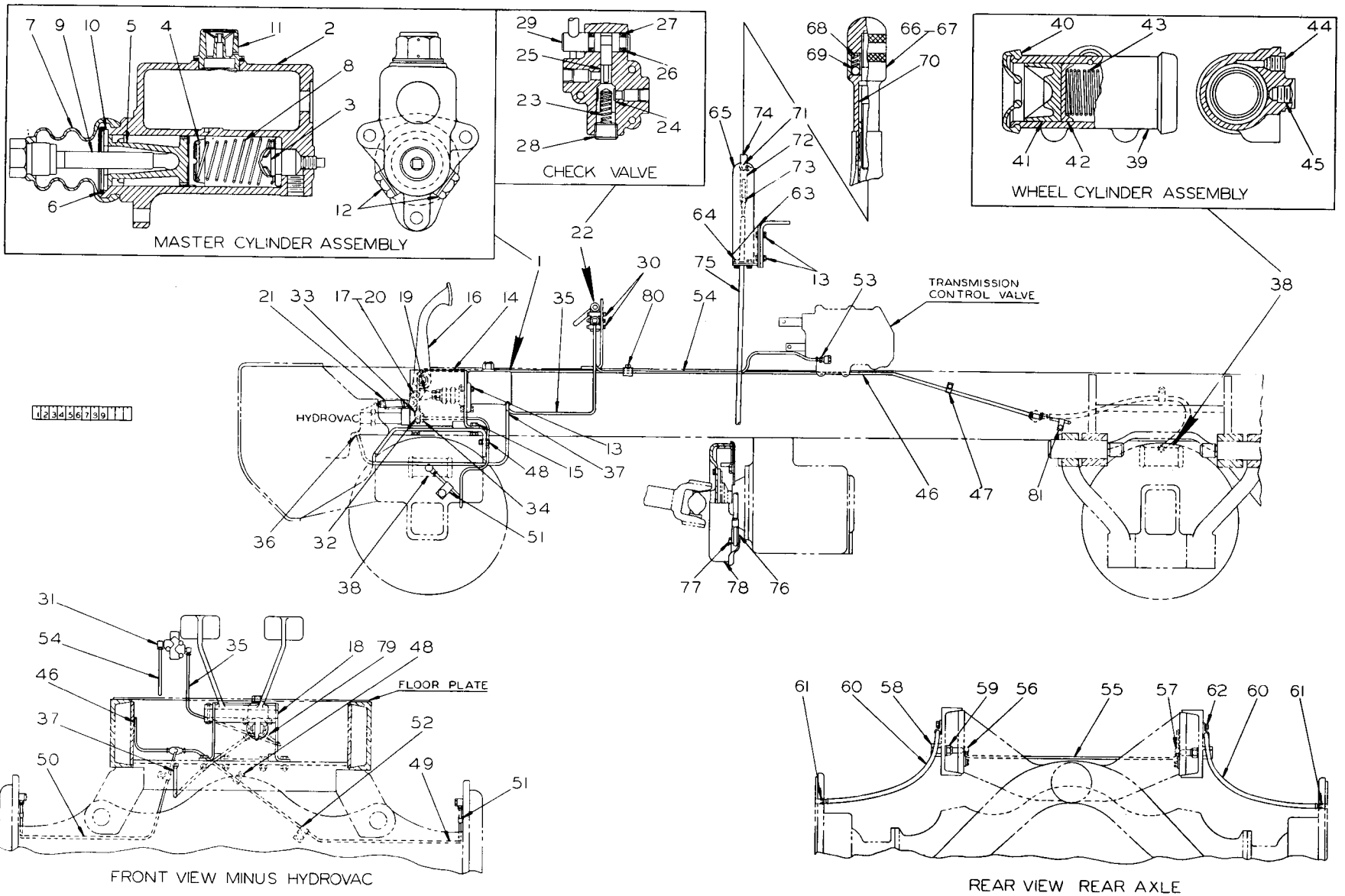


PLATE 916 - HYDRAULIC BRAKE SYSTEM

HYDRAULIC BRAKE SYSTEM – CONTINUED

(See Plate 916)

ITEM	PART NUMBER	QTY.	PART NAME	NOTE
19	23615	1	Yoke	
	910876	1	Hex Jam Nut, 7/16" – 20 NF	
20	12612	1	Yoke Pin	
	900806	1	Cotter Pin, 1/8" x 1"	
21	15533	1	Rod	
	7818	1	Spring	
22	12490	1	Check Valve Assy. (Axle Disconnect Valve) (Includes one housing and Items #23 thru #29)	
	- - - -	1	Housing (Not serviced separately)	
23	14042	1	Spring	
24	14043	1	Plunger	
25	14044	1	Cam Follower	
26	14045	2	Back-Up Ring	(For service order both Back-Up Ring and Seal Ring)
27	16812	2	Seal Ring	
28	907856	1	Pipe Plug	
29	14046	1	Cam Assy. (Includes one lever) (Serviced as assy. only)	
30	12488	3	Capscrew, #10–32 NF x 2", skt. hd.	
	910243	3	Plain Washer, #10 SAE	
	904203	3	Lockwasher, #10 ASA Med.	
	910251	3	Hex Nut, #10–32 NF	
31	913704	2	90° Elbow, male inverted flare	
32	6797	1	Washer	
33	24148	1	Tee	
34	6799	1	Washer	
	21288	1	Fitting Bolt	
35	24129	1	Tube Assy. (Check valve to master cylinder)	
36	13943	2	Washer	
	17550	2	Connector, inverted male	
37	23265	1	Tube Assy. (Master Cylinder to Hydrovac)	
38	28105	2	Wheel Cylinder Assy., Complete (Front Axle) (Each includes 1--7104, 1--28110, 2--916269, 2--904206, 1--14536, 1--14537 and 1--6799)	
	24771	2	Wheel Cylinder Assy., Complete (Steering Axle) (Each includes 1--7104, 1--7111, 2--916269, 2--904206, 1--22277 and 1--13943)	

(Continued)

HYDRAULIC BRAKE SYSTEM – CONTINUED

(See Plate 916)

ITEM	PART NUMBER	QTY.	PART NAME	ASSEMBLY OR PACKAGE NO.
38	7104	4	Wheel Cylinder Assy. (Each includes 1--7109, 2--7105, 2--7106, 2--7107 and 1--7108)	
39	7109	4	Housing, wheel cylinder	
40	7105	8	Boot	7110
41	7106	8	Piston	
42	7107	8	Cup, piston	7110
43	7108	4	Spring	
44	28110	2	Bleeder Screw (Front axle)	
	7711	2	Bleeder Screw (Rear axle)	
	916269	8	Capscrew, 3/8" – 16 NC x 7/8"	
	904206	8	Lockwasher, 3/8" ASA Med.	
45	14536	2	Inlet Connection	
	14537	2	Bolt (Front Axle)	
	6799	2	Gasket	
	6797	2	Gasket	
	22277	2	Inlet Connection (Steering Axle)	
	13943	2	Gasket	
46	18613	1	Tube Assy.	
47	2529	3	Clamp	
	916381	1	Capscrew, 3/8" – 24 NF x 3/4"	
	904206	1	Lockwasher, 3/8" ASA Med.	
48	2529	2	Clamp	
	916225	2	Capscrew, 3/8" – 24 NF x 1"	
	904206	2	Lockwasher, 3/8" ASA Med.	
	911041	2	Hex Nut, 3/8" – 24 NF	
49	27878	1	Tube Assy. (Tee to L.H. wheel cylinder)	
50	27879	1	Tube Assy. (Tee to R.H. wheel cylinder)	
51	21516	2	Clamp	
	911049	2	Hex Jam Nut, 5/8" – 18 NF	

(Continued)

HYDRAULIC BRAKE SYSTEM - CONTINUED

(See Plate 916)

ITEM	PART NUMBER	QTY.	PART NAME	NOTE
52	2737	1	Clamp (For fasteners see Differential Assy.)	
53	914646	1	Connector, inverted male flare	
54	24131	1	Tube Assy. (Check Valve to Transmission)	
55	23266	1	Tube Assy.	
56	913039	1	90° Elbow	
57	915841	1	Tee	
58	23094	2	Adapter	
	16074	2	Fitting	
59	904369	2	Lockwasher, 3/4" ASA Med.	
	911050	2	Hex Jam Nut, 3/4" - 16 NF	
60	25322	2	Hose Assy. (Adapter to Wheel Cylinder) (Serviced as assy. only)	
61	16073	4	Washer	
62	6991	2	Clamp	
	916381	2	Capscrew, 3/8" - 24 NF x 3/4"	
	904206	2	Lockwasher, 3/8" ASA Med.	
63	23899	1	Bracket	
64	915430	4	Capscrew, 5/16" - 24 NF x 3/4"	
	904205	4	Lockwasher, 5/16" ASA Med.	
	913636	4	Hex Nut, 5/16" - 24 NF	
65	20591	1	Brake Lever Assy. (Parking Brake) (Includes Items #66 thru #74)	
66	21920	1	Cap	
67	21921	1	Adjusting Knob	
68	21922	1	Spring	
69	21923	1	Ball	
70	21924	1	Rod (Threaded both ends)	
71	21925	1	Pin	
	910335	1	Plain Washer, 5/16" SAE	
	21926	1	Retaining Ring	
72	21927	1	Link	
73	21929	1	Pin	
	910335	1	Plain Washer, 5/16" SAE	
	900802	1	Cotter Pin, 3/32" x 1"	
74	21928	1	Adjusting Tube Assy. (Serviced as assy. only)	
75	24112	1	Rod Weld Assy.	

(Continued)

HYDRAULIC BRAKE SYSTEM – CONTINUED

(See Plate 916)

ITEM	PART NUMBER	QTY.	PART NAME	NOTE
76	2686	1	Yoke End	
	911048	1	Hex Jam Nut, 3/8" – 24 NF	
77	2685	1	Pin	
	900942	1	Cotter Pin, 3/32" x 5/8"	
78	23334	1	Parking Brake Assy. (See Page 62)	
79	14873	1	Connector, inverted flare	
	13943	1	Washer	
80	6769	1	Clip	
	916381	1	Capscrew, 3/8" – 24 NF x 3/4"	
	904206	1	Lockwasher, 3/8" ASA Med.	

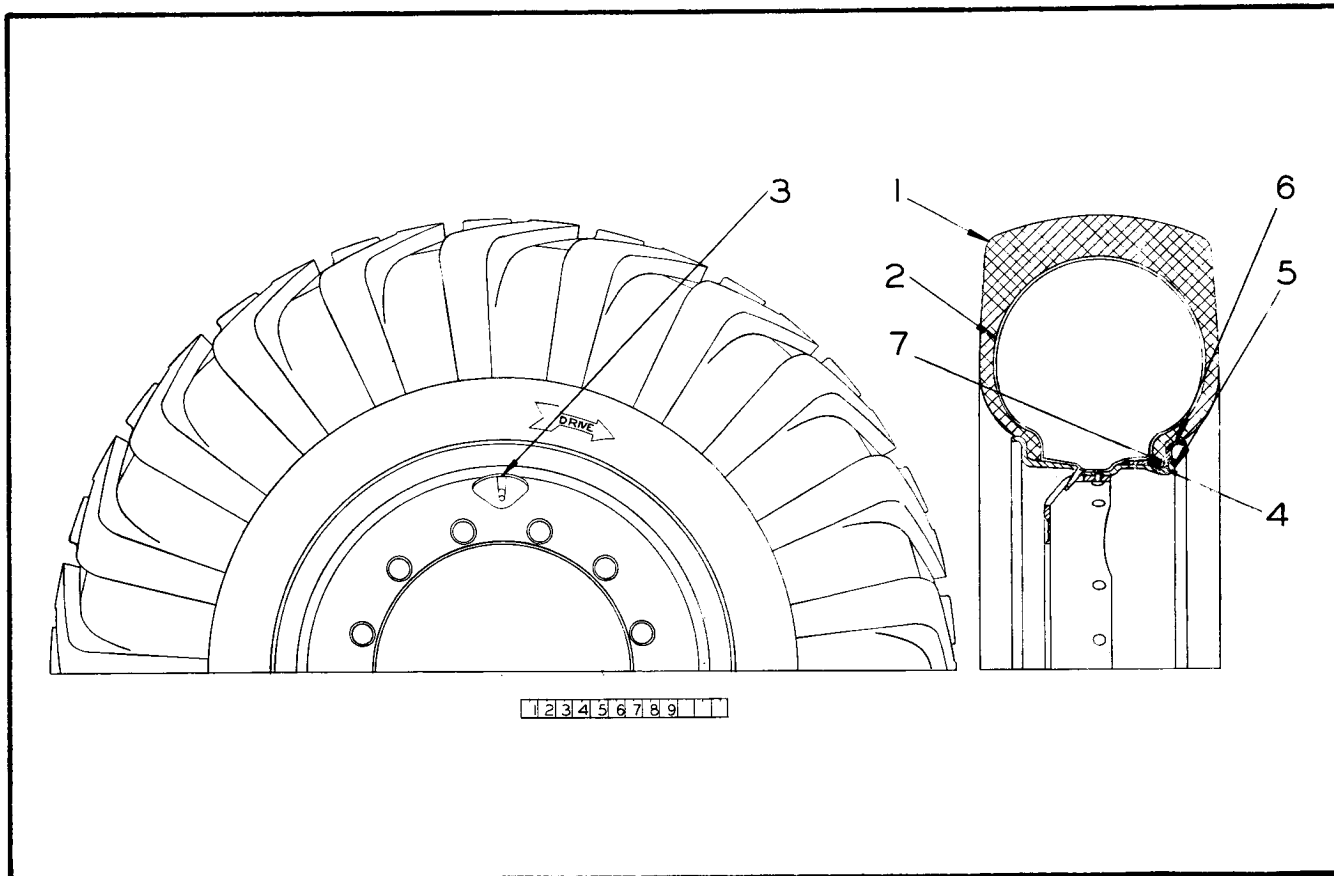


PLATE 735 - TIRE AND WHEEL GROUP

ITEM	PART NUMBER	QTY.	PART NAME	NOTE
1	----	4	Tire, tube (Size 13:00-24 or 14:00-24, ply 8, 12 & 16	Not serviced, obtain locally
	----	4	Tire, tubeless all w/8:00-24 TG Rim)	
2	----	4	Tube	
3	----	4	Valve (for tubeless tire)	
	----	4	Valve Extension (for tire w/tube)	
4	24120	4	Seal Ring (for tubeless tire)	
5	27333	4	Wheel Assy. (for tubeless tire, 3 pc.) (Ea. incl. one wheel, 1--27275 & 1--27276)	
	20966	4	Wheel Assy. (for tire w/tube) (3 pc.) (Ea. incl. one wheel, 1--5096 & 1--5097)	
6	5096	4	Side Ring (for tire w/tube)	
	27275	4	Side Ring (for tubeless tire)	
7	5097	4	Lock Ring (for tire w/tube)	
	27276	4	Lock Ring (for tubeless tire)	

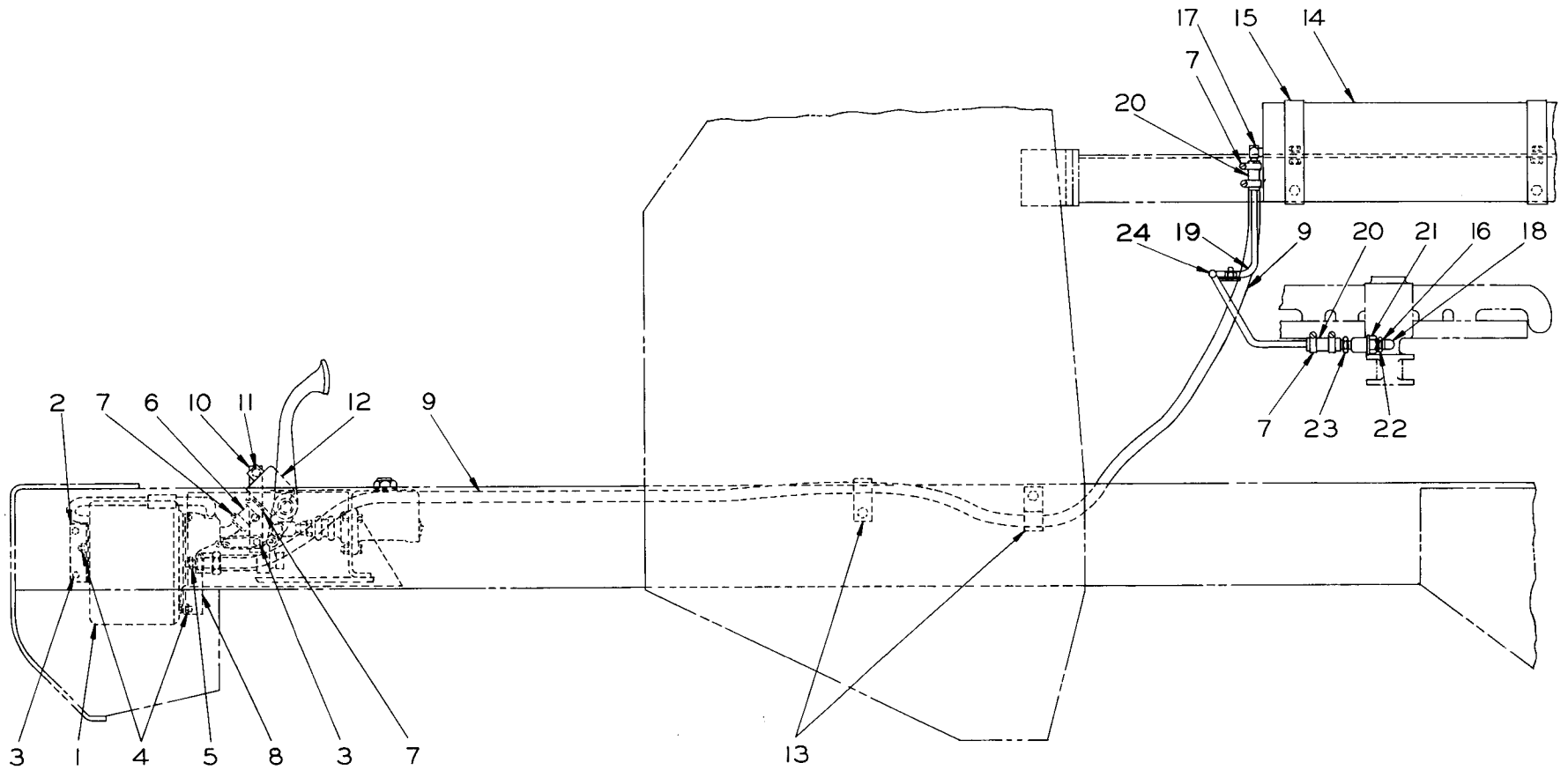


PLATE 930 - VACUUM HYDRAULIC UNIT, TANK AND LINES

VACUUM HYDRAULIC UNIT, TANK AND LINES

(See Plate 930)

ITEM	PART NUMBER	QTY.	PART NAME
1	14868	1	Vacuum Hydraulic Unit (Order repair parts from Bendix Corp., #377215)
2	22691	1	Bracket
3	916381	7	Capscrew, 3/8" - 24 NF x 3/4"
	904206	7	Lockwasher, 3/8" ASA Med.
4	904206	3	Lockwasher, 3/8" ASA Med.
	911041	3	Hex nut, 3/8" - 24 NF
5	19761	1	Adapter
6	23188	1	Hose, 3/4" I.D. x 3-1/2" Long
7	10411	8	Hose Clamp
8	22683	1	Bracket
9	29001	1	Hose, 1/2" I.D. x 118" long
10	20979	1	Bracket
11	915430	1	Capscrew, 5/16" - 24 NF x 3/4"
	904205	1	Lockwasher, 5/16" ASA Med.
	913636	1	Hex Nut, 5/16" - 24 NF
12	14869	1	Breather Assy. (Serviced as assy. only)
13	5382	3	Clamp (For fasteners see Transmission and Frame Group)
14	21293	1	Tank, Vacuum
	905261	1	Pipe Plug
15	23259	2	Strap
	913249	4	Capscrew, 1/2" - 20 NF x 1-1/4"
	904208	4	Lockwasher, 1/2" ASA Med.
	911043	4	Hex Nut, 1/2" - 20 NF
16	904273	1	Close Nipple
17	901705	1	Pipe Tee
	14867	2	90° Elbow (Used w/Items #9 and #19)
18	907059	1	Street Elbow
19	26137	1	Tube
20	25003	2	Hose, 1/2" I.D. x 2-1/2" long
21	14866	1	Check Valve Assy. (Serviced as assy. only)
22	912094	1	Reducer Bushing
23	19761	1	Adapter
24	6816	1	Clip (For attaching tube #26137 to front of engine) (Not shown)

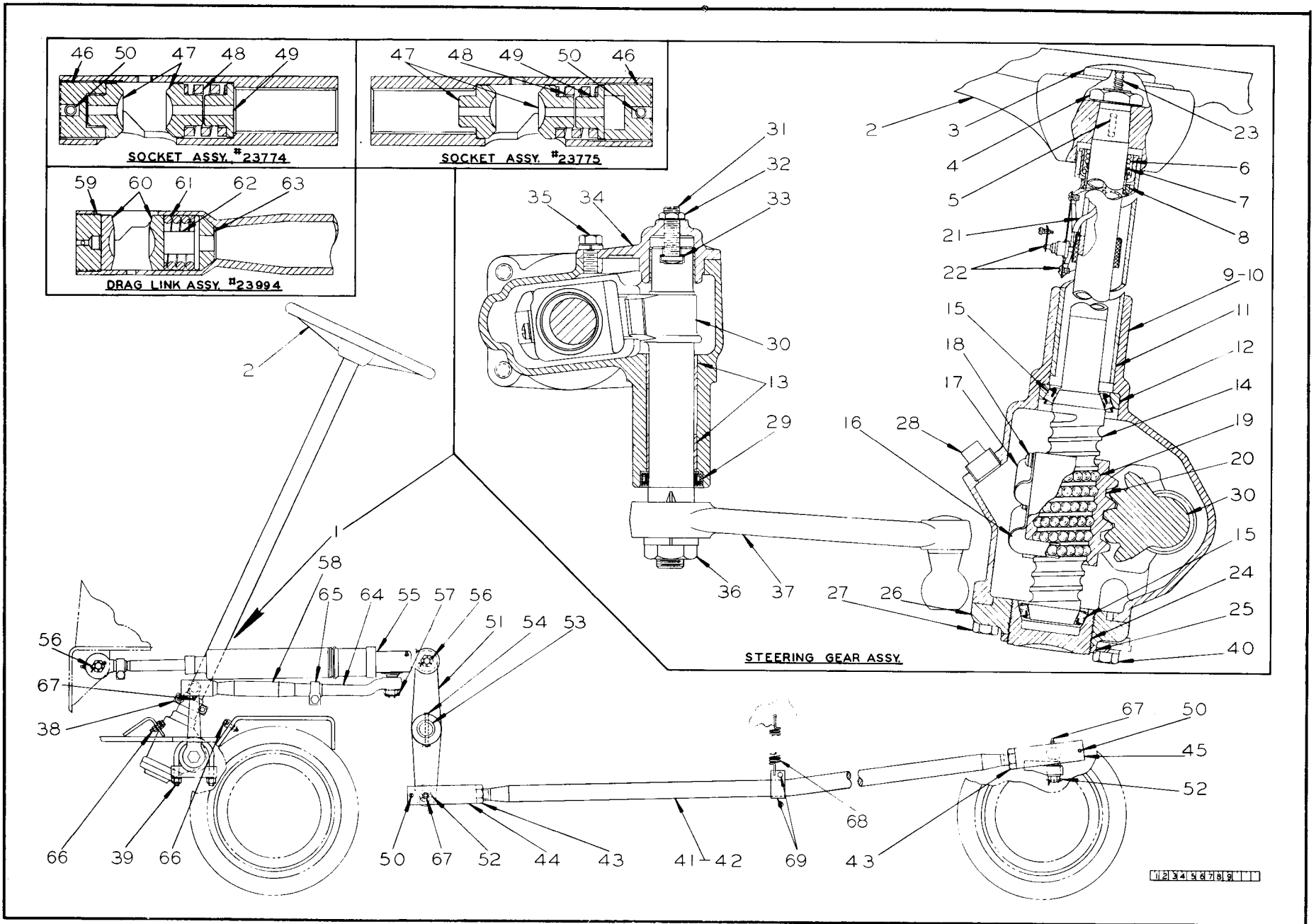


PLATE 919 - HYDRAULIC POWER STEERING GROUP

HYDRAULIC POWER STEERING GROUP

(See Plate 919)

ITEM	PART NUMBER	QTY.	PART NAME
1	6587	1	Steering Gear Assy. (Includes Items #4 thru #9, #14, one #15, #24 thru #36 & #40)
2	23001	1	Steering Wheel (Includes steel cup)
	912307	4	Screw (Self-tapping)
3	6592	1	Horn Button Assy. (Includes one Ring, four Drive Screws, one Rubber Washer, one Brass Cup, one Insulator Washer and one Spring) (Serviced as assy. only)
4	6584	1	Nut
5	6583	1	Key
6	6582	1	Spring
7	6581	1	Seat
8	6580	1	Bearing Assy.
9	6578	1	Housing Assy., Steering Gear (Includes Items #10 thru #13)
10	- - - -	1	Housing (Not serviced separately)
11	- - - -	1	Jacket, Column
12	6613	1	Bearing Cup
13	6614	2	Bushing
14	6579	1	Shaft Assy. (Includes 1--6575, Items #16 thru #21 and #23)
15	6575	2	Bearing, Worm Thrust
16	6598	4	Guide, Ball Return
17	6599	1	Clamp, Ball Return Guide
18	3933	3	Bolt and Washer Assy.
19	6597	106	Ball
20	- - - -	1	Nut Ball (Not serviced separately)
21	6600	1	Contact Assy., Horn Cable (Includes one Cable & one Contact) (Serviced as assy. only)
22	6590	1	Connector Assy. (Includes Screw and Lockplate)
	3850	2	Screw
23	6601	1	Terminal Assy., Horn (Includes one Terminal, one Spring and two Insulating Washers)
24	6573	1	Adjustor, Worm Bearing (Serviced as assy. only)
25	6574	1	Nut, Worm Bearing Adjuster
26	6576	1	Cover, Housing End
	6577	1	Gasket, End Cover
27	919228	3	Capscrew, 7/16" - 14 NC x 1-1/8"
	904207	3	Lockwasher, 7/16" ASA Med.
28	905261	1	Pipe Plug, 1/2", Steel, 9/16" Sq. Hd.
29	6585	1	Seal Assy.
30	6586	1	Gear

(Continued)

HYDRAULIC POWER STEERING GROUP - CONTINUED

(See Plate 919)

ITEM	PART NUMBER	QTY.	PART NAME
31	3896	1	Adjustor, Lash
32	910876	1	Hex Jam Nut, 7/16" - 20 NF
33	3883	1	Shim (.063" thick)
	3884	1	Shim (.065" thick)
	3885	1	Shim (.067" thick) (Use as required)
	3886	1	Shim (.069" thick)
34	3882	1	Side Cover Assy., Housing (Includes Bushing) (Serviced as assy. only)
	3901	1	Gasket, Side Cover
35	915408	3	Capscrew, 3/8" - 16 NC x 3/4"
	904206	3	Lockwasher, 3/8" ASA Med.
36	3904	1	Nut, Pitman Arm
	904369	1	Lockwasher, 3/4" ASA Med.
37	6589	1	Pitman Arm
38	5026	1	"U" Bolt
	5017	1	"U" Block
	904208	2	Lockwasher, 1/2" ASA Med.
	911043	2	Hex Nut, 1/2" - 20 NF
39	5024	1	"U" Bolt
	5023	1	Block, Clamp
	904209	2	Lockwasher, 5/8" ASA Med.
	911044	2	Hex Nut, 5/8" - 18 NF
40	916191	1	Capscrew, 7/16" - 14 NC x 1-1/2"
	904207	1	Lockwasher, 7/16" ASA Med.
	15624	1	Spacer
	15625	1	Block, Locknut
41	23994	1	Drag Link Assy. (Includes Items #42 thru #45)
42	23993	1	Bar
43	23846	2	Hex Jam Nut, 1-1/4" - 18 NF
44	23774	1	Socket Assy.
45	23775	1	Socket Assy. (Each includes 1/2 qty. of Items #46 thru #50)
46	23929	2	Plug
47	23926	4	Bearing
48	23927	2	Spring
49	23928	2	Spring Bumper
50	904381	2	Cotter Pin, 3/16" x 2-1/4"
51	23182	1	Steering Arm Assy. (Includes 2--10241 and 2--10242)
	10241	2	Bearing (Lettered end must face pressing tool)
	10242	2	Seal (Install seal with lip toward outside)
	915276	1	Lubricating Fitting, 90°, 1/8" - 27 NPT

(Continued)

HYDRAULIC POWER STEERING GROUP - CONTINUED

(See Plate 919)

ITEM	PART NUMBER	QTY.	PART NAME
52	23189	2	Ball Stud
	910255	2	Plain Washer, 3/4" SAE
	912331	2	Hex Nut, 3/4" - 16 NF (Slotted)
	900808	2	Cotter Pin, 1/8" x 1-1/2"
53	10489	1	Pin
54	1621	1	Lock Pin
	900806	1	Cotter Pin, 1/8" x 1"
55	28752	1	Cylinder and Valve Assy. (See page 93 for includes note)
56	904029	2	Hex Nut, 7/8" - 14 NF (Slotted)
	900808	2	Cotter Pin, 1/8" x 1-1/2"
57	900988	1	Hex Nut, 3/4" - 16 NF (Slotted)
	900808	1	Cotter Pin, 1/8" x 1-1/2"
58	22954	1	Drag Link Assy. (Includes Items #59 thru #65)
59	5219	1	Plug
60	5220	2	Bearing
61	5221	1	Spring
62	17076	1	Spacer
63	5223	1	Seat
64	16818	1	Actuator Socket
65	16823	1	Clamp
	916420	1	Capscrew, 1/2" - 20 NF x 2-1/4"
	904208	1	Lockwasher, 1/2" ASA Med.
	911043	1	Hex Nut, 1/2" - 20 NF
66	916385	2	Capscrew, 3/8" - 24 NF x 2"
	911115	-	Plain Washer, 3/8" SAE (Use as required)
	904206	2	Lockwasher, 3/8" ASA Med.
	911041	2	Hex Nut, 3/8" - 24 NF
67	913685	3	Lubricating Fitting, St., 1/8" - 27 NPT
68	25378	1	Spring
69	25379	1	Clamp
	916381	1	Capscrew, 3/8" - 24 NF x 3/4"
	904206	1	Lockwasher, 3/8" ASA Med.
	911041	1	Hex Nut, 3/8" - 24 NF

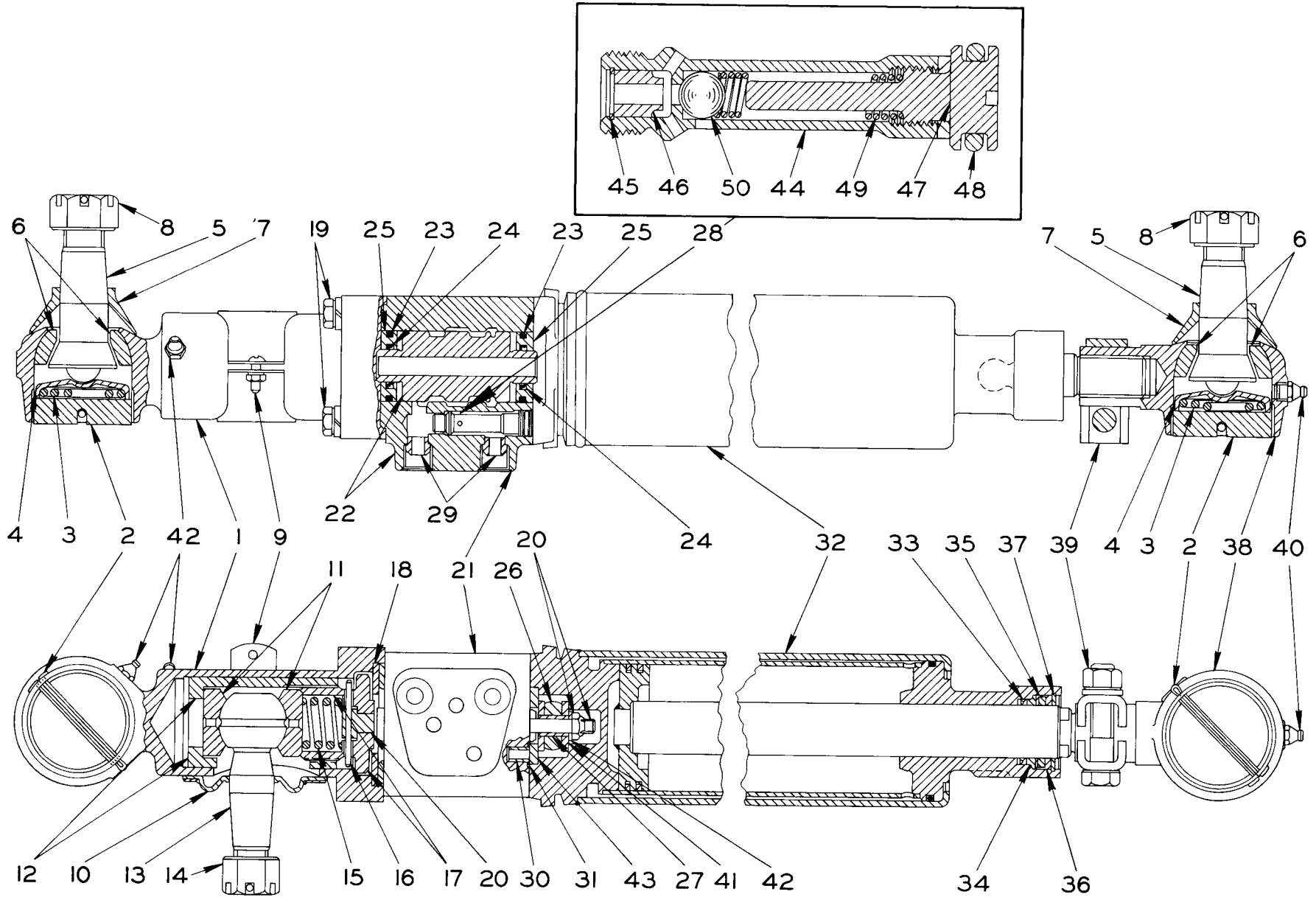


PLATE 1028- HYDRAULIC POWER STEERING CYLINDER AND VALVE ASSEMBLY

HYDRAULIC POWER STEERING CYLINDER AND VALVE ASSEMBLY

(Also see Item #55, page 91)

(See Plate 1028)

ITEM	PART NUMBER	QTY.	PART NAME	ASSEMBLY OR PACKAGE NO.
-	28752	1	Cylinder & Valve Assy., complete (Includes Items #1 thru #50)	
1	25613	1	Sleeve	
2	24151	2	Adjusting Plug	24159
	916242	2	Cotter Pin, 1/8" x 3"	
3	24152	2	Spring	
4	24153	2	Spring Seat	
5	19986	2	Ball Stud	24159
6	24154	2	Bearing	
7	19987	2	Dust Cover	
8	914029	2	Hex Nut, 7/8" - 14 NF, slotted	
	900808	2	Cotter Pin, 1/8" x 1-1/2"	24159
9	24156	1	Clamp	
	901173	1	Machine Screw, #10-24 NC x 5/8", rd. hd.	
	904203	1	Lockwasher, #10 ASA Med.	24160
	901310	1	Hex Nut, #10-24 NC	
10	24158	1	Dust Cover	
11	19997	2	Seat	24160
12	19989	1	Tube	
13	19993	1	Ball Stud	24160
14	900988	1	Hex Nut, 3/4" - 16 NF, slotted	
	900808	1	Cotter Pin, 1/8" x 1-1/2"	24160
15	19998	1	Spring	24160
16	20002	1	Lock Pin	
17	20003	1	Stop and Spring Retainer	
18	25612	1	Plate (Bushing)	
19	20017	4	Bolt, 3/8" - 24 NF x 4-3/4"	
	904206	4	Lockwasher, 3/8" ASA Med.	
20	25611	1	Bolt, 5/16" - 24 NF x 5-1/16"	
	916770	1	Locknut, 5/16" - 24 NF	
21	28815	1	Valve Housing & Spool Assy. (Includes Items #22 thru #25 and #28 thru #31)	

(Continued)

HYDRAULIC POWER STEERING CYLINDER AND VALVE ASSEMBLY -- CONTINUED

(See Plate 1028)

ITEM	PART NUMBER	QTY.	PART NAME	ASSEMBLY OR PACKAGE NO.
22	----	1	Valve Housing	
	----	1	Spool Assembly (Not serviced, order 28815)	
23	3909	2	Seal Ring	25218
24	25047	2	Oil Seal	
25	25045	2	Retainer	
26	25038	1	Rubber (Centering device)	
27	25037	1	Spacer	
28	28784	1	Relief Valve Assy. (Includes Items #44 thru #50)	
29	20031	2	Seat	
30	20032	2	Insert	
31	20029	2	Seal Ring	25218
32	25035	1	Cylinder Assy. (Includes one seal ring, two piston rings, one piston rod and Items #33 thru #37)	25609
33	25604	1	Seal	
34	25605	1	Washer	
35	25606	1	Dust Seal	
36	25607	1	Washer	
37	25608	1	Retaining Ring	
38	25044	1	Ball Socket Assy. (Includes 1/2 qty. of Items #2 thru #7 and 1--900808)	
	----	1	Ball Socket (Not serviced, order 25044)	
39	25048	1	Clamp	
	916420	1	Capscrew, 1/2" - 20 NF x 2-1/4"	
	904208	1	Lockwasher, 1/2" ASA Med.	
	911043	1	Hex Nut, 1/2" - 20 NF	
40	914465	3	Lubricating Fitting, St., 1/8" - 27 NPT	
41	25039	2	Washer (Special)	
42	25036	2	Washer (Special)	
43	25040	1	Plate (Bushing)	
44	----	1	Housing (Not serviced separately)	
45	28820	1	Retaining Ring	
46	28817	1	Piston	
47	28819	1	Plug	
48	16812	1	Seal Ring	
49	28816	2	Spring	
50	915771	1	Ball	

FUEL SYSTEM, COWL AND FLOOR PLATES

(See Plate 874)

ITEM	PART NUMBER	QTY.	PART NAME
1	24123	1	Fuel Tank (Includes Item #2)
2	3530	1	Cap, Fuel Tank
3	24053	2	Packing Strip
	24068	2	Strap
4	11860	2	Packing Strip
	24051	2	Strap
5	915228	6	Capscrew, 3/8" - 24 NF x 1-1/4"
	904206	6	Lockwasher, 3/8" ASA Med.
	911041	6	Hex Nut, 3/8" - 24 NF
6	901651	1	Pipe Plug, 1/8", Steel, 9/32" Sq. Hd.
7	913938	1	Tee
8	24067	1	Shut-Off Valve
9	23289	1	Fuel Pump Assy. (Includes parts as listed in Items #9 thru #17)
	----	1	Fuel Pump (Not serviced, order 23289)
	2701	1	Terminal Sleeve
	2704	1	Cable Terminal
10	22493	1	Gasket
11	22494	3	Screw
12	22495	1	Screen
13	22496	1	Plunger Assy.
14	22497	1	Plunger Spring
15	22498	1	Cup, Plunger Spring
16	22499	1	Gasket
17	22500	1	Cover
18	24965	1	Bracket
19	916400	1	Capscrew, 1/4" - 28 NF x 3/4"
	904204	1	Lockwasher, 1/4" ASA Med.
	911040	1	Hex Nut, 1/4" - 28 NF
20	910856	1	Adapter, 1/8" x 1/4"
21	910978	1	90° Elbow, 1/4" - 18 NPT x 5/8"
22	24936	1	Hose Assy. (Includes one Hose and 2-- 21269)
	21267-36½	1	Hose (Bare Length) See note - page 126
	21269	2	Swivel Assy.

(Continued)

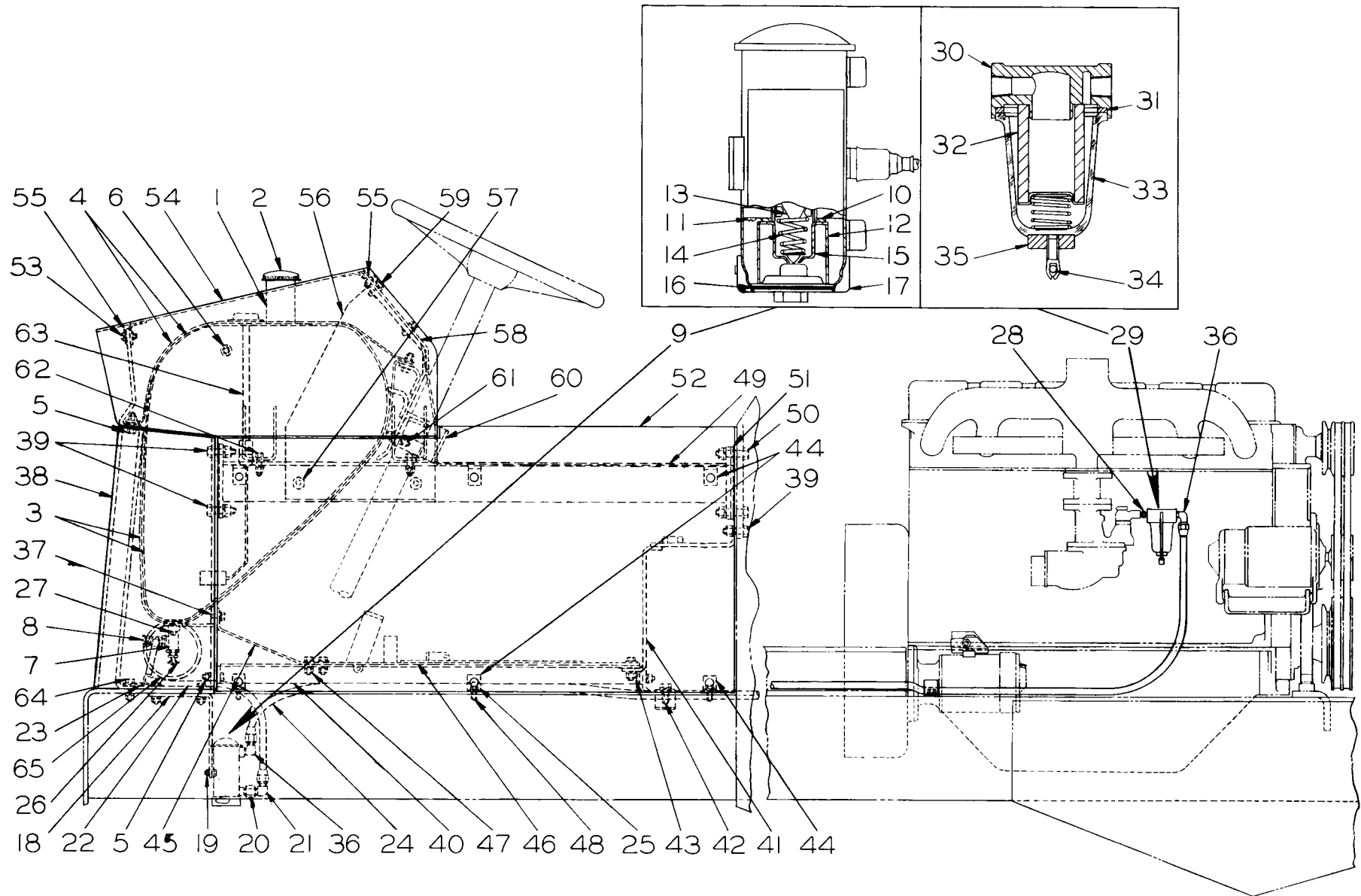


PLATE 874 - FUEL SYSTEM, COWL AND FLOOR PLATES

FUEL SYSTEM, COWL AND FLOOR PLATES - CONTINUED

(See Plate 874)

ITEM	PART NUMBER	QTY.	PART NAME	NOTE
23	11632	1	Clip	
24	24937	1	Hose Assy. (Includes one Hose and 2-- 21485)	
	21278-127¼	1	Hose (Bare Length) See Note - page 126	
	21485	2	Swivel Assy.	
25	23450	1	Clip	
26	912415	1	Shut-off Cock	
27	901653	1	Pipe Plug, 3/8", Steel, 7/16" sq. hd.	
28	6673	1	Connector	
29	6659	1	Filter Assy., fuel (Includes Items #30 thru #35)	
30	6653	1	Head	
31	6654	1	Gasket	
32	6655	1	Element	
33	6656	1	Bowl	
34	6657	1	Bail	
35	6658	1	Nut	
36	910161	2	90° Elbow, 1/8" - 27 NPT	
37	916381	4	Capscrew, 3/8" - 24 NF x 3/4"	
	904206	4	Lockwasher, 3/8" ASA Med.	
	911115	4	Plain Washer, 3/8" SAE	
38	26106	1	Cowl (Bottom)	
39	913105	6	Capscrew, 1/2" - 20 NF x 1-1/2"	
	904208	6	Lockwasher, 1/2" ASA Med.	
	911043	6	Hex Nut, 1/2" - 20 NF	
	1348	-	Washer (Use as required)	
	25631	-	Shim (.020" thick)	
40	20579	1	Support, left	
	20580	1	Support, right	
41	26810	1	Plate	
42	915779	2	Capscrew, 1/2" - 20 NF x 2"	
	910244	2	Plain Washer, 1/2" SAE (Also see Item #25, page 115)	
	906961	2	Lockwasher, 1/2", int. tooth	

(Continued)

FUEL SYSTEM, COWL AND FLOOR PLATES – CONTINUED

(See Plate 874)

ITEM	PART NUMBER	QTY.	PART NAME	NOTE
43	916225	2	Capscrew, 3/8" – 24 NF x 1"	
	904206	2	Lockwasher, 3/8" ASA Med.	
	911041	2	Hex Nut, 3/8" – 24 NF	
44	7178	6	Bracket	
45	22681	1	Floor Plate Weld Assy., front	
46	26819	1	Floor Plate Weld Assy., rear	
	28466	1	Floor Plate Weld Assy., rear (Used w/Heater only)	
	26821	1	Safety Walk (Used w/Floor Plate)	
47	916225	6	Capscrew, 3/8" – 24 NF x 1"	
	911115	6	Plain Washer, 3/8" SAE	
	904206	6	Lockwasher, 3/8" ASA Med.	
	911041	6	Hex Nut, 3/8" – 24 NF	
48	916225	9	Capscrew, 3/8" – 24 NF x 1"	
	911115	9	Plain Washer, 3/8" SAE	
	904206	9	Lockwasher, 3/8" ASA Med.	
49	22695	1	Brace Weld Assy., left	
	22696	1	Brace Weld Assy., right	
50	916028	4	Capscrew, 1/2" – 20 NF x 1–3/4"	
	904208	4	Lockwasher, 1/2" ASA Med.	
	911043	4	Hex Nut, 1/2" – 20 NF	
51	20476	–	Shim (1/32" thick)	(Use as required)
	22139	–	Shim (1/8" thick)	
52	22679	1	Plate, left	
	22680	1	Plate, right	
53	11457	15	Capscrew, 3/8" – 24 NF x 3/4", Btn. Hd.	
	906960	15	Lockwasher, 3/8", Int. Tooth	
54	22815	1	Cowl (Top)	
55	23809	1	Rubber Strip (Rear)	
	28543	1	Rubber Strip (Front)	
56	22812	1	Brace	
57	913249	4	Capscrew, 1/2" – 20 NF x 1–1/4"	
	910244	2	Plain Washer, 1/2" SAE	
	904208	4	Lockwasher, 1/2" ASA Med.	
	911043	4	Hex Nut, 1/2" – 20 NF	

(Continued)

FUEL SYSTEM, COWL AND FLOOR PLATES – CONTINUED

(See Plate 874)

ITEM	PART NUMBER	QTY.	PART NAME	NOTE
58	23103	1	Instrument Panel	
59	916381	6	Capscrew, 3/8" – 24 NF x 3/4"	
	911115	6	Plain Washer, 3/8" SAE	
	904206	6	Lockwasher, 3/8" ASA Med.	
60	17781	–	Bar	(Use as required)
	3878	–	Shim, 1/8" thick	
61	6287	1	Clamp	
	915480	2	Capscrew, 3/8" – 24 NF x 1-3/4"	
	911115	2	Plain Washer, 3/8" SAE	
	904206	2	Lockwasher, 3/8" ASA Med.	
	911041	2	Hex Nut, 3/8" – 24 NF	
62	916383	4	Capscrew, 3/8" – 24 NF x 1-1/2"	
	911115	4	Plain Washer, 3/8" SAE	
	904206	4	Lockwasher, 3/8" ASA Med.	
	911041	4	Hex Nut, 3/8" – 24 NF	
63	18626	1	Fuel Tank Gauge Unit	
	20293	1	Gasket	
	900558	5	Machine Screw, #10–32 NF x 1/2"	
	906957	5	Lockwasher, #10 Int. Teeth	
64	913249	5	Capscrew, 1/2" – 20 NF x 1-1/4"	
	904208	5	Lockwasher, 1/2" ASA Med.	
	911043	5	Hex Nut, 1/2" – 20 NF	
65	24079	1	Cover (Hand Hole)	

AVOID ACCIDENTS

Most accidents, whether they occur in industry, on the farm, at home, or on the highway, are caused by the failure of some individual to follow simple and fundamental safety rules or precautions. For this reason most accidents can be prevented by recognizing the real cause and doing something about it before the accident occurs.

Regardless of the care used in the design and construction of any type of equipment, there are many conditions that can not be completely safeguarded against without interfering with reasonable accessibility and efficient operation.

A CAREFUL OPERATOR IS THE BEST INSURANCE AGAINST AN ACCIDENT.

THE COMPLETE OBSERVANCE OF ONE SIMPLE RULE WOULD PREVENT MANY THOUSAND SERIOUS INJURIES EACH YEAR, THAT RULE IS:

NEVER ATTEMPT TO CLEAN, OIL, OR ADJUST A MACHINE WHILE IT IS IN MOTION!

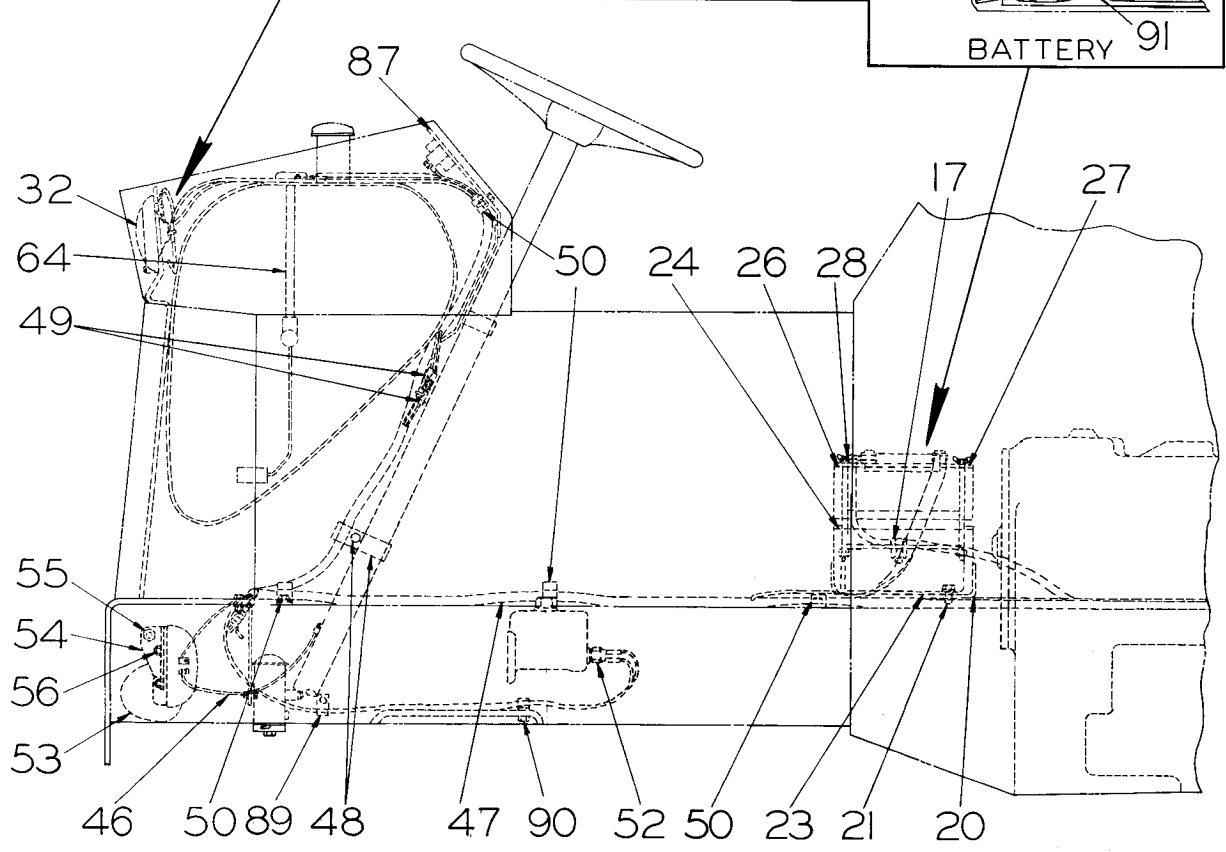
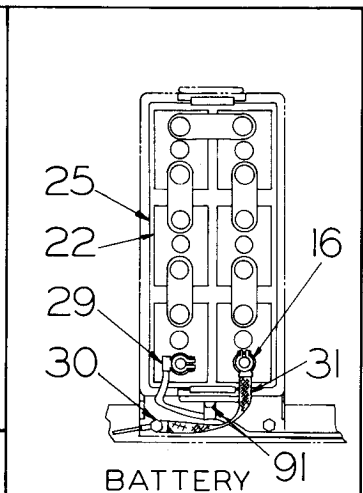
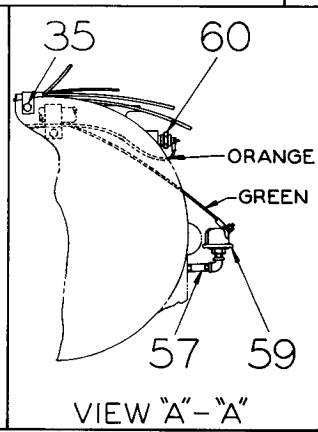
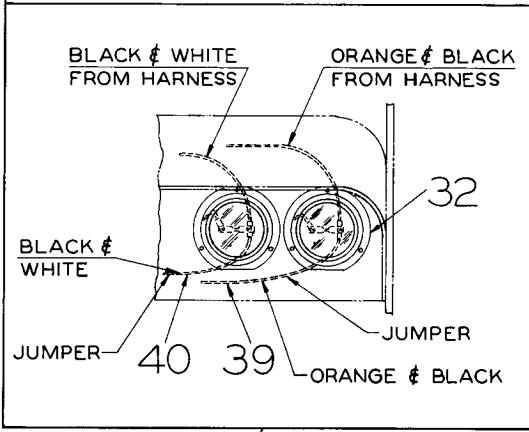
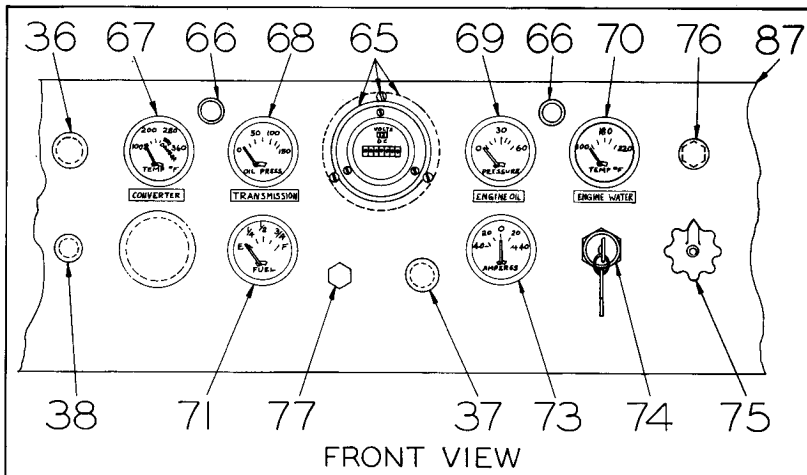
“NATIONAL SAFETY COUNCIL”

ELECTRICAL SYSTEM GROUP

(See Plate 928)

ITEM	PART NUMBER	QTY.	PART NAME
1	18636	1	Generator Assy. (Includes one each 18587, 18591, 18592 and 18644)
	18587	1	Generator (Includes one each 905121, 5276 & 5275) (Delco Remy #1102059 - order repair parts from local United Motors Service dealer)
2	18591	1	Fan, generator cooling
	18592	1	Baffle
	18644	1	Pulley
	905121	1	Key
	5276	1	Lockwasher
	5275	1	Hex Nut
3	25553	1	Bracket
4	916310	2	Capscrew, 1/2" - 13 NC x 1"
	904208	2	Lockwasher, 1/2" ASA Med.
5	18588	1	Voltage Regulator (Delco-Remy #1119174)
	916402	2	Capscrew, 1/4" - 28 NF x 1-1/2"
	904204	2	Lockwasher, 1/4" ASA Med.
	911040	2	Hex Nut, 1/2" - 28 NF
6	911170	2	Capscrew, 5/16" - 24 NF x 1-1/4"
	904205	2	Lockwasher, 5/16" ASA Med.
	913636	2	Hex Nut, 5/16" - 24 NF
7	15599	1	Brace
8	20794	2	Capscrew, 1/4" - 28 NF x 1-1/4"
	904204	2	Lockwasher, 1/4" ASA Med.
9	915813	1	Capscrew, 5/16" - 18 NC x 7/8"
	904205	1	Lockwasher, 5/16" ASA Med.
	910335	1	Plain Washer, 5/16" SAE
10	26117	1	Adapter Plate
11	23516	1	Starting Motor (Order repair parts from Delco-Remy, #110783)
12	916274	1	Capscrew, 3/8" - 16 NC x 2-1/4"
	904206	3	Lockwasher, 3/8" ASA Med.
	916271	2	Capscrew, 3/8" - 16 NC x 1"
13	16496	2	Clamp (See Radiator Shell Group for fasteners)
14	22351	1	Clip
	913105	1	Capscrew, 3/8" - 24 NF x 1-1/2"
	911115	1	Plain Washer, 3/8" SAE

(Continued)



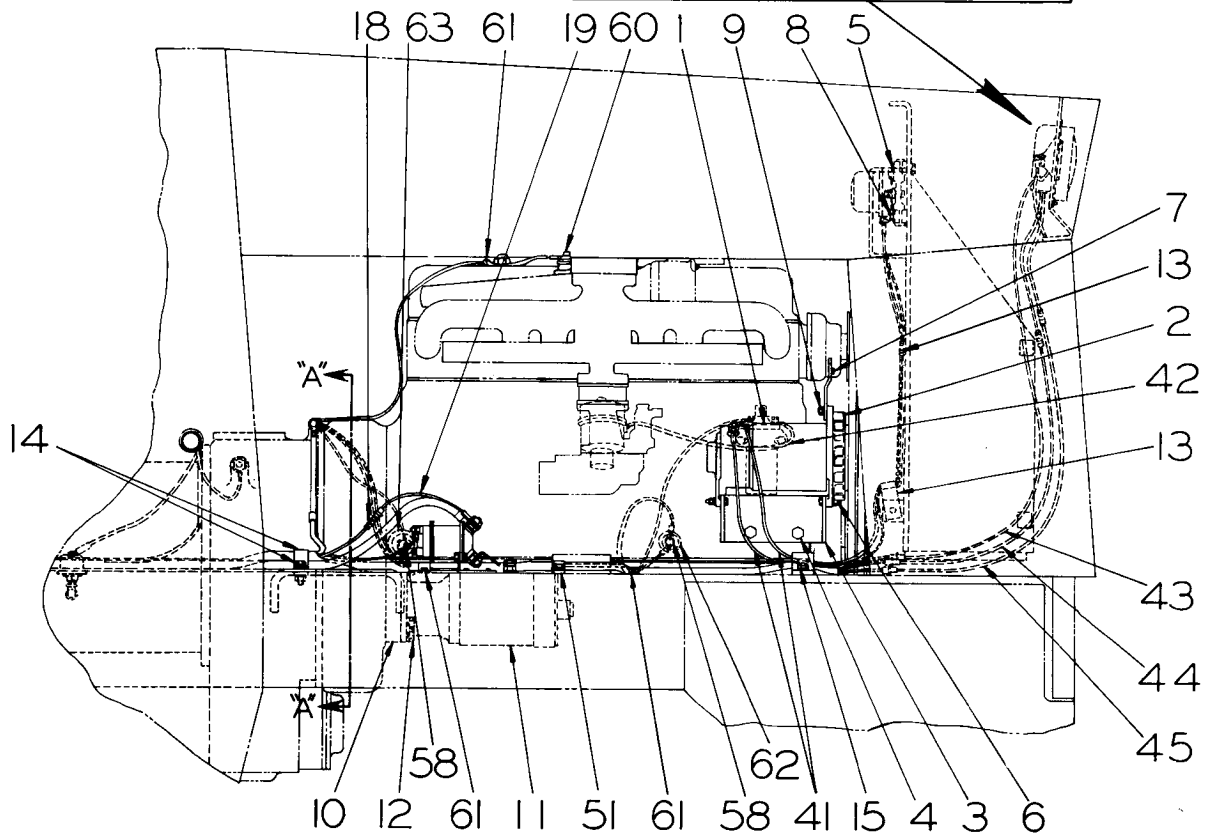
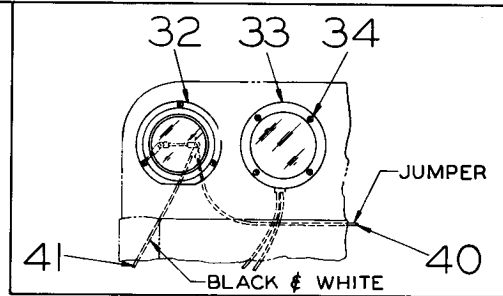
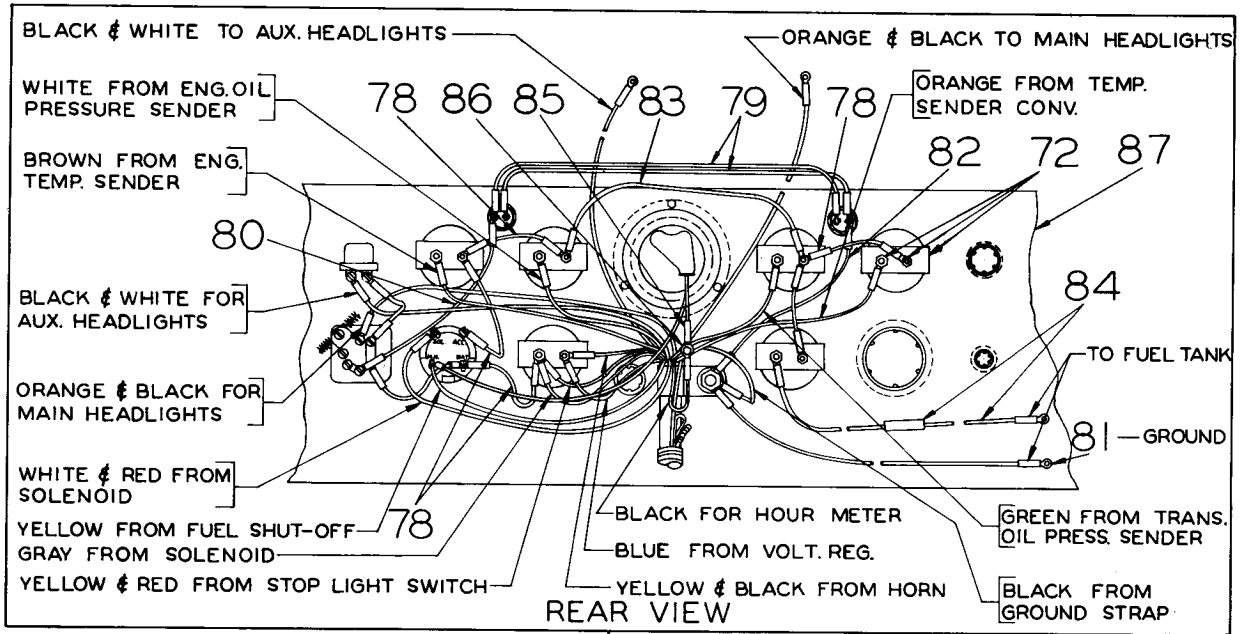


PLATE 928 - ELECTRICAL SYSTEM GROUP

ELECTRICAL SYSTEM GROUP – CONTINUED

(See Plate 928)

ITEM	PART NUMBER	QTY.	PART NAME	NOTE
14	904206	1	Lockwasher, 3/8" ASA Med.	
	911041	1	Hex Nut, 3/8" – 24 NF	
15	14716	1	Clamp	
	911115	1	Plain Washer, 3/8" SAE	
	906960	1	Lockwasher, 3/8", Int. Tooth	
16	8046	2	Felt Washer	
17	915779	2	Capscrew, 1/2" – 20 NF x 2"	
	906961	2	Lockwasher, 1/2", int. tooth	
	910244	2	Plain Washer, 1/2" SAE	
	27456	2	Spacer	
18	24171	1	Fuse, 30 amp	
19	25692	1	Wire Assy. (Includes one connector, one terminal and one sleeve)	
20	23681	1	Battery Support	
21	914875	2	Capscrew, 1/2" – 20 NF x 1"	
	904208	2	Lockwasher, 1/2" ASA Med.	
	910244	2	Plain Washer, 1/2" SAE	
22	- - - -	1	Battery, 12 volt (Obtain locally)	
23	22880	1	Insulator, bottom	
24	22879	2	Insulator, left and right	
25	20672	2	Insulator, front and rear	
26	25630	2	Battery Hold Down	
27	22883	2	Bar	
28	920618	4	Capscrew, 3/8" – 24 NF x 6-1/2"	
	911115	4	Plain Washer, 3/8" SAE	
	904206	4	Lockwasher, 3/8" ASA Med.	
29	25723	1	Battery Cable	
30	23414	1	Clamp (For fasteners see Item #17)	
31	20734	1	Battery Ground Strap	
32	26010	6	Sealed Beam Light Assy. (Includes parts as listed in Item #32)	
	20947	6	Element, sealed beam (G.E. #4411)	
	27106	6	Rim	
	27107	18	Lamp Support	
	27108	18	Shock Absorber	

(Continued)

ELECTRICAL SYSTEM GROUP - CONTINUED

(See Plate 928)

ITEM	PART NUMBER	QTY.	PART NAME
32	27109	18	Machine Screw, #8-32 NC x 9/16", Self Tapping
	917763	18	Machine Screw, #8-32 NC x 3/8", Self Tapping (Frame to Cowl)
33	20670	1	Tail Light Assy. (Auto Lamp Co., #410R2 w/G.E. Bulb #1176)
34	917441	4	Machine Screw, #8-32 NC x 1/2", Rd. Hd.
	904203	4	Lockwasher, #8 ASA Med.
	907154	4	Hex Nut, #8-32 NC
35	2529	2	Clip
36	18663	1	Plug Button
37	18662	1	Plug Button
38	17821	1	Plug Button
39	20739	1	Wire Assy.
40	20738	2	Wire Assy. (Each includes two terminals and two sleeves)
41	25693	2	Wire Assy.
42	18639	1	Wire Assy.
43	18637	1	Wire Assy. (Includes two connectors and one sleeve)
44	18638	1	Wire Assy. (Each includes one connector)
45	18640	1	Wire Assy.
46	18630	1	Wire Assy. (Includes one terminal, sleeve and slide disconnect)
47	25722	1	Wiring Harness Assy., complete
48	6479	2	Clamp
	916381	1	Capscrew, 3/8" - 24 NF x 3/4"
	904206	1	Lockwasher, 3/8" ASA Med.
	911041	1	Hex Nut, 3/8" - 24 NF
49	18628	2	Fuse, 14 amp
50	11632	4	Clamp
51	14716	1	Clamp
52	21322	1	Stop Light Switch
53	24007	1	Horn Assy.
54	21849	1	Bracket Assy. (Includes one plate and two rivets)
55	913249	1	Capscrew, 1/2" - 20 NF x 1-1/4"
	904208	1	Lockwasher, 1/2" ASA Med.
	911043	1	Hex Nut, 1/2" - 20 NF

(Continued)

ELECTRICAL SYSTEM GROUP - CONTINUED

(See Plate 928)

ITEM	PART NUMBER	QTY.	PART NAME	
56	904204	2	Lockwasher, 1/4" ASA Med.	
	911040	2	Hex Nut, 1/4" - 28 NF	
57	901469	1	Close Nipple, 1/8" NPT	
	901676	1	90° Elbow, 1/8" NPT	
58	901763	2	Coupling, 1/8" NPT	
	904273	2	Nipple, 1/8" NPT	
59	20771	1	Pressure Sender (Transmission Oil)	
60	15495	2	Temperature Sender	
61	2529	4	Clamp (See Transmission Group for fastener)	
62	9981	1	Pressure Switch (Hour Meter)	
	2706	1	Cable Terminal	
	2701	1	Terminal Sleeve	
	906960	1	Lockwasher, 3/8" Int. Tooth	
63	16961	1	Pressure Sender (Engine Oil)	
64	18626	1	Fuel Tank Gauge Unit	
	20293	1	Gasket	
	900558	5	Machine Screw, #10-32 NF x 1/2", Rd. Hd.	
	906957	5	Lockwasher, #10 Int. Tooth	
65	19109	1	Hour Meter Assy. (Includes three each 903752, 906963 and 901309)	
	903752	6	Machine Screw, #6-32 NC x 1/2", Rd. Hd.	
	906963	6	Lockwasher, #6 ASA Med.	
	901309	6	Hex Nut, #6-32 NC	
	19107	1	Dampner	
66	23024	2	Panel Light Assy. (Includes one G.E. bulb #1815)	
67	22918	1	Temperature Gauge Assy. (Converter Oil)	
68	22919	1	Pressure Gauge Assy. (Transmission Oil)	(Each includes 1-- 17048,
69	18647	1	Pressure Gauge Assy. (Engine Oil)	2--917415, 2-- 904203,
70	18648	1	Temperature Gauge Assy. (Water)	2--917385 and 2-- 906964)
71	18627	1	Fuel Gauge Assy.	
72	17048	5	Mounting Strap	
	917415	10	Hex Nut, #10-32 NF	
	904203	10	Lockwasher, #10 ASA Med.	

(Continued)

ELECTRICAL SYSTEM GROUP - CONTINUED

(See Plate 928)

ITEM	PART NUMBER	QTY.	PART NAME
72	917385	10	Hex Nut, #8-32 NC
	906964	10	Lockwasher, #8 ASA Med.
73	26432	1	Ammeter Assy. (Includes parts as listed in Item #73)
	17048	1	Mounting Strap
	904203	4	Lockwasher, #10 ASA Med.
	917415	4	Hex Nut, #10-32 NF
74	18651	1	Ignition & Starter Switch Assy. (Includes parts as listed in Item #74)
	24437	1	Ring Nut (Special)
	24438	2	Key, ignition
	912731	4	Machine Screw, #8-32 NC x 5/16"
75	23646	1	Light Switch Assy. (Includes parts as listed in Item #75) (Delco-Remy #1994043)
	910200	1	Lockwasher, 3/4", Ext. Tooth
	24441	1	Hex Nut (Special)
	23647	1	Knob
	24440	1	Screw (Special)
	906964	1	Lockwasher, #8 ASA Med.
76	912731	7	Machine Screw, #8-32 NC x 5/16", Rd. Hd.
	6704	1	Light Switch
	6703	1	Knob
	906960	1	Lockwasher, 3/8" Int. Tooth
77	911048	1	Hex Jam Nut, 3/8" - 24 NF
	916381	1	Capscrew, 3/8" - 24 NF x 3/4"
	906960	1	Lockwasher, 3/8" Int. Tooth
78	911041	1	Hex Nut, 3/8" - 24 NF
	6622	7	Wire Assy.
	18643	2	Wire Assy.
	21331	1	Wire Assy.
	3079	1	Wire Assy.
	21333	1	Wire Assy.
83	18639	1	Wire Assy.
			(Each includes two terminals and two sleeves)

(Continued)

ELECTRICAL SYSTEM GROUP - CONTINUED

(See Plate 928)

ITEM	PART NUMBER	QTY.	PART NAME
84	22475	2	Wire Assy. (Each includes one terminal and one sleeve)
	22476	1	Wire Connector
85	2704	2	Cable Terminal
	2701	2	Terminal Sleeve
86	901170	2	Machine Screw, #10-24 NC x 1/4"
	904203	2	Lockwasher, #10 ASA Med.
	901310	2	Hex Nut, #10-24 NC
87	23103	1	Instrument Panel (Also see Item #58, page 99)
88	228474	1	Emblem (A-C)
	918698	2	Self-tapping screw (On Instrument Panel) (Not Shown)
89	6769	1	Clip
90	2737	1	Clip
91	914398	1	Capscrew, 3/8" - 24 NF x 1"
	904206	1	Lockwasher, 3/8" ASA Med.
	911041	1	Hex Nut, 3/8" - 24 NF

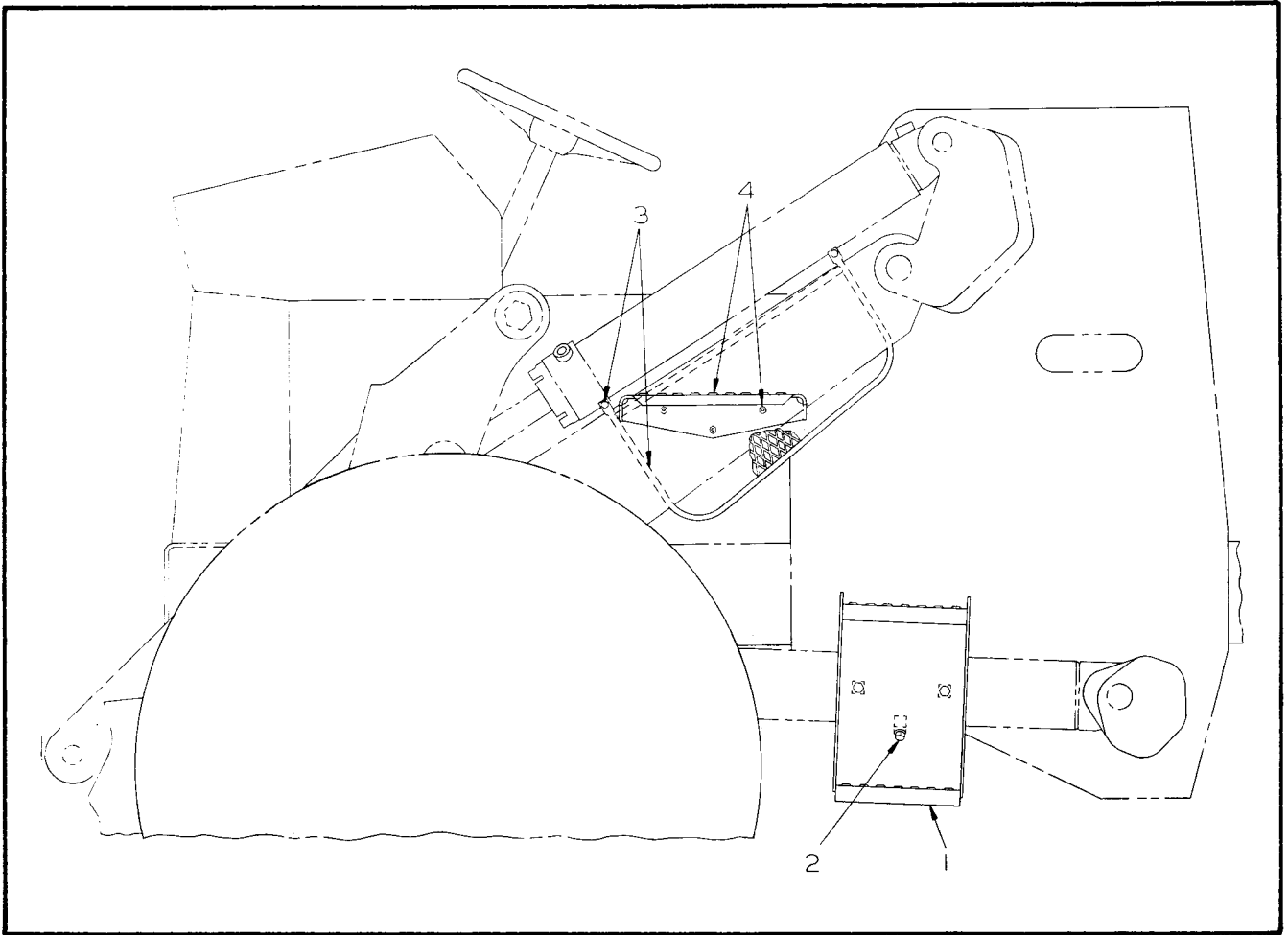


PLATE 902 – STEP AND GUARD GROUP

ITEM	PART NUMBER	QTY.	PART NAME
1	26003	1	Step Weld Assy.
2	920603	3	Capscrew, 1/2" – 20 NF x 1-1/8"
	904208	3	Lockwasher, 1/2" ASA Med.
3	21719	2	Guard Weld Assy.
	916381	4	Capscrew, 3/8" – 24 NF x 3/4"
	904206	4	Lockwasher, 3/8" ASA Med.
4	22540	1	Step
	916421	3	Capscrew, 1/2" – 20 NF x 2-1/2"
	904208	3	Lockwasher, 1/2" ASA Med.
	911043	3	Hex Nut, 1/2" – 20 NF
-	24244	1	Safety Walk (Not Shown)

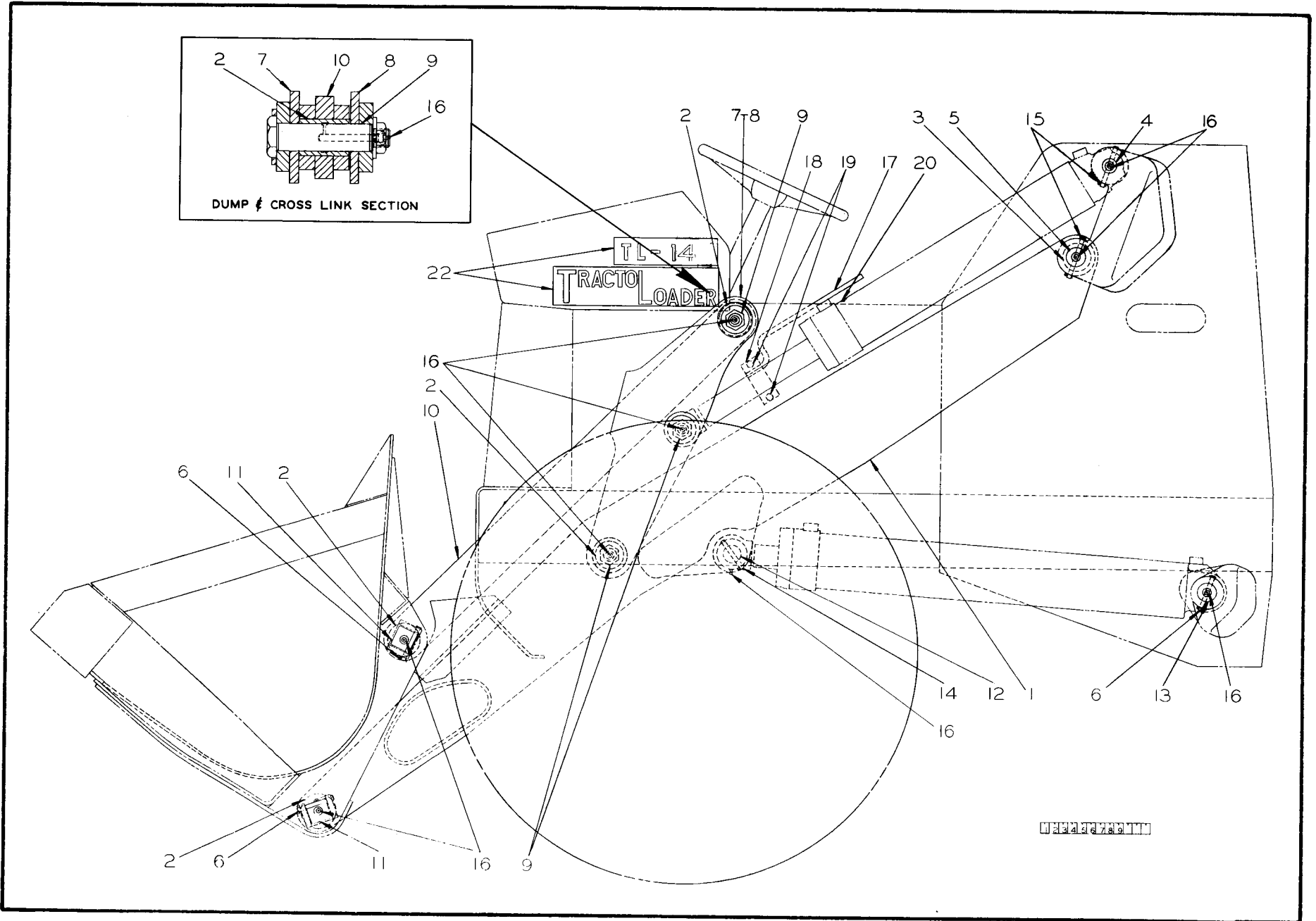


PLATE 799 - LINKAGE GROUP

11046789111

LINKAGE GROUP

(See Plate 799)

ITEM	PART NUMBER	QTY.	PART NAME
1	22605	1	Boom Assy. (Includes 4--22615 and 2--22617)
2	22615	8	Bushing
3	22617	2	Bushing
4	22597	2	Pin
5	22596	2	Pin
6	20131	6	Lock Pin
	900806	6	Cotter Pin, 1/8" x 1"
7	22603	1	Cross Link, inside, left
	22604	1	Cross Link, inside, right
8	22601	1	Cross Link, outside, left
	22602	1	Cross Link, outside, right
9	22865	6	Pin
	22594	-	Shim (.0359" thick) (Use as required)
	24182	6	Washer (Special)
	24181	6	Hex Jam Nut (Special)
10	22644	2	Dump Link Assy. (Each includes 2--22615)
11	20114	4	Pin
12	1625	2	Pin
13	22598	2	Pin
14	1622	2	Pin
	900806	2	Cotter Pin, 1/8" x 1"
15	22643	4	Pin
	900806	4	Cotter Pin, 1/8" x 1"
16	914465	18	Lubricating Fitting, St., 1/8" - 27 NPT
17	24386	1	Rod
18	24385	1	Formed Plate
19	916225	2	Capscrew, 3/8" - 24 NF x 1"
	904206	2	Lockwasher, 3/8" ASA Med.
	911041	2	Hex Nut, 3/8" - 24 NF
20	----	-	Tape, 3/4" x 3/4" (Water repellent, high adhesive quality type)

(Continued)

LINKAGE GROUP - CONTINUED

(See Plate 799)

ITEM	PART NUMBER	QTY.	PART NAME	NOTE
21	29660	1	Name Plate & Decal Kit (Consists of parts as listed in Item #21)	
	620743	2	Transfer (A-C)	
	28914	2	Model Designation Emblem (TL-14)	
	28159	1	Emblem	
	915430	3	Capscrew, 5/16" - 20 NF x 3/4"	
	904205	3	Lockwasher, 5/16" ASA Med.	
	228474	1	A-C Emblem	
	918698	2	Self Tapping Screw, #8 x 1/2"	
	1544	1	Name Plate	
	918633	4	Rivet, drive, universal head	
	19603	1	Instruction Plate	
	21837	1	Transmission Instruction Sticker	
	23171	1	Clutch Release Instruction Sticker	
	24400	1	Name Plate (Engine)	
	24001	1	Name Plate (Trans.)	
	24009	1	Control Instructions	
	24428	1	Engine Stopping Instructions	
	28826	1	Patent Plate	
28274	1	Shifter Diagram Plate		

FRAME, STABILIZER AND SEAT GROUP

(See Plate 910)

ITEM	PART NUMBER	QTY.	PART NAME	NOTE
1	23098	1	Frame Weld Assy. (Includes 2-- 22231)	
2	22231	2	Bushing	
3	22655	1	Stabilizer Weld Assy.	
4	22656	-	Shim (1/16" thick) (Use as required)	
5	916330	4	Capscrew, 3/4" - 16 NF x 2"	
	904369	4	Lockwasher, 3/4" ASA Med.	
	911045	4	Hex Nut, 3/4" - 16 NF	
6	22893	1	Plate Weld Assy.	
7	23033	-	Shim (.0598" thick) (Use as required)	
	916406	6	Capscrew, 5/8" - 18 NF x 1-3/4"	
	904209	6	Lockwasher, 5/8" ASA Med.	
	911044	6	Hex Nut, 5/8" - 18 NF	
8	23030	1	Brace	
9	23027	-	Shim (.0598" thick) (Use as required)	
	915228	4	Capscrew, 3/8" - 24 NF x 1-1/4"	
	904206	4	Lockwasher, 3/8" ASA Med.	
	911041	4	Hex Nut, 3/8" - 24 NF	
10	21584	2	Grommet Type Bumper	
11	27990	1	Seat Assy. (Includes Items #12, #13, #15 thru #30, 1-- 27993 & 4-- 920622)	
	27993	1	Frame	
12	904205	4	Lockwasher, 5/16" ASA Med.	
	913636	4	Hex Nut, 5/16" - 24 NF	
13	21815	1	Track Assy., left	
	21816	1	Track Assy., right (Includes adj. lever)	
14	920622	4	Capscrew, 5/16" - 24 NF x 1"	
	910335	12	Plain Washer, 5/16" SAE	
	904205	4	Lockwasher, 5/16" ASA Med.	
	913636	4	Hex Nut, 5/16" - 24 NF	
15	21817	1	Spring	
	----	1	Lever Weld Assy. (Not serviced separately, order 21816)	
16	27987	1	Back Cushion	
17	27989	1	Seat Cushion	
18	8130	1	Knob	

(Continued)

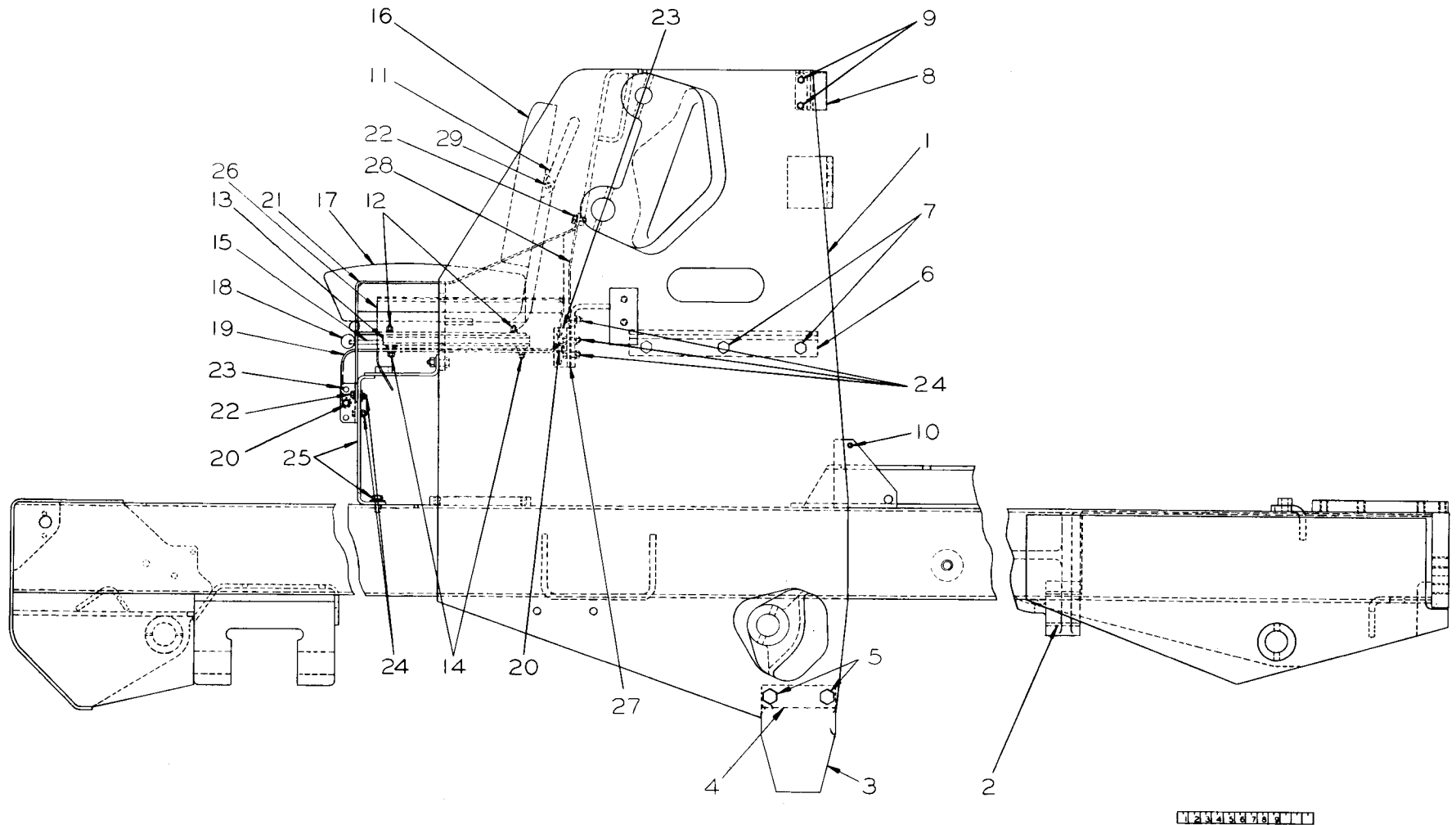


PLATE 910 - FRAME, STABILIZER AND SEAT GROUP

FRAME, STABILIZER AND SEAT GROUP – CONTINUED

(See Plate 910)

ITEM	PART NUMBER	QTY.	PART NAME	NOTE
19	23483	2	Spring	
20	1621	4	Pin	
	912298	4	Plain Washer, 7/16" SAE	
	900806	4	Cotter Pin, 1/8" x 1"	
21	24433	1	Plate Weld Assy., left	
	22864	1	Plate Weld Assy., right	
22	916225	8	Capscrew, 3/8" – 24 NF x 1"	
	904206	8	Lockwasher, 3/8" ASA Med.	
23	22819	4	Bracket	
24	916225	10	Capscrew, 3/8" – 24 NF x 1"	
	904206	10	Lockwasher, 3/8" ASA Med.	
	911041	10	Hex Nut, 3/8" – 24 NF	
25	26810	1	Plate Weld Assy.	
	915779	2	Capscrew, 1/2" – 20 NF x 2"	(Also see Items #41 & #42, page 97)
	910244	2	Plain Washer, 1/2" SAE	
	906961	2	Lockwasher, 1/2" int. tooth	
26	26768	1	Baffle	
27	25501	–	Shim (.0598" thick) (Use as required)	
28	23771	1	Plate	
	916381	4	Capscrew, 3/8" – 24 NF x 3/4"	
	904206	4	Lockwasher, 3/8" ASA Med.	
29	914113	2	Capscrew, 1/4" – 28 NF x 1-1/2", flat head	
	900816	2	Plain Washer, 1/4" USS	
	911040	2	Hex Nut, 1/4" – 28 NF	

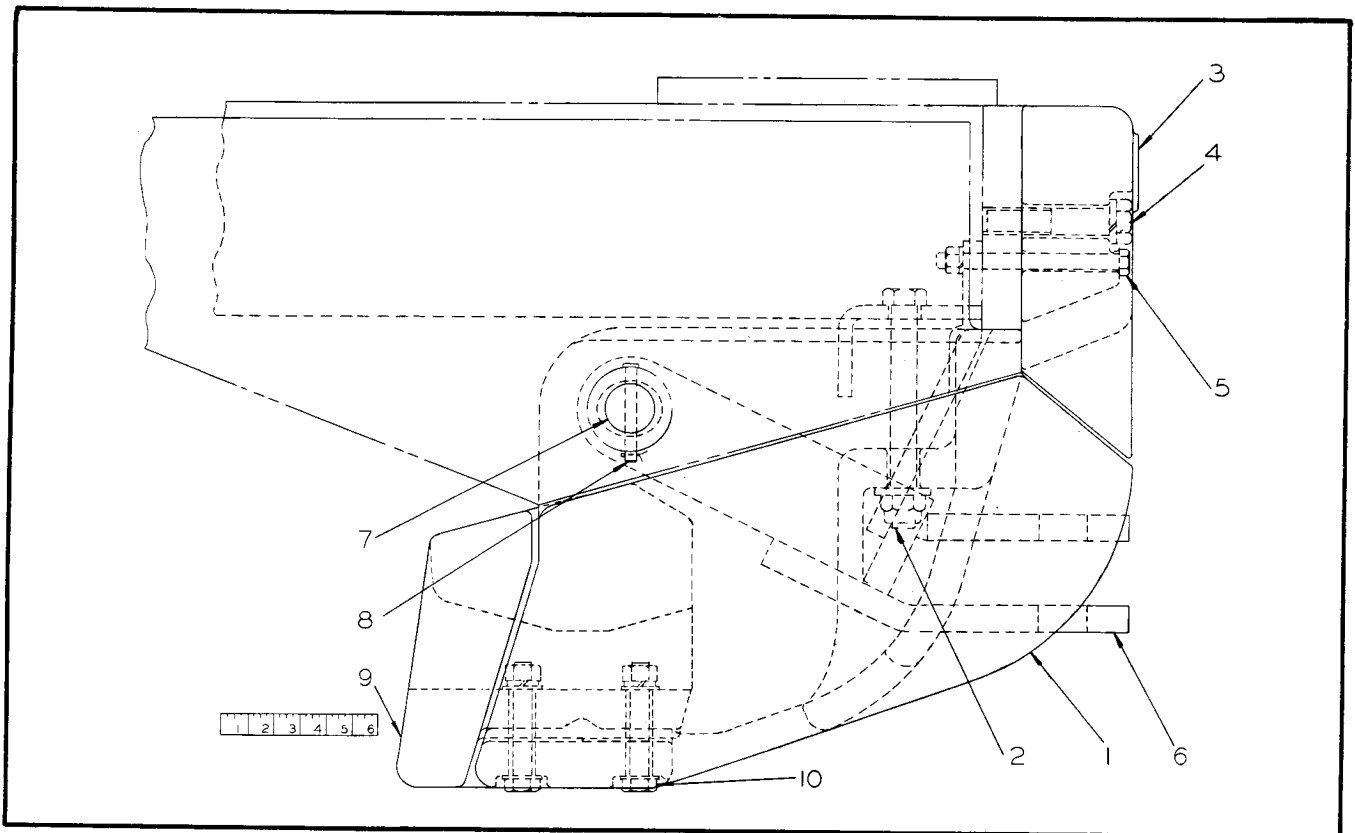


PLATE 792 - DRAWBAR AND COUNTERWEIGHT GROUP

ITEM	PART NUMBER	QTY.	PART NAME
1	22926	1	Lower Casting
2	20822	2	Capscrew, 1" - 14 NF x 8-1/2"
	2532	2	Washer
	917777	2	Stop Nut (Special)
3	22882	1	Upper Casting
4	916380	2	Capscrew, 1" - 14 NF x 5"
	910916	2	Lockwasher, 1" ASA Med.
5	916416	2	Capscrew, 5/8" - 18 NF x 7"
	911100	2	Plain Washer, 5/8" SAE
	904209	2	Lockwasher, 5/8" ASA Med.
	911044	2	Hex Nut, 5/8" - 18 NF
6	26661	1	Drawbar
7	26937	2	Pin
8	1622	2	Lock Pin
	900806	2	Cotter Pin, 1/8" x 1"

SUGGESTIONS FOR THE OPERATOR

NEVER ATTEMPT TO SERVICE OR ADJUST ANY PART OF THE TRACTOR OR LOADER WHEN THE BUCKET IS RAISED, UNLESS IT IS SUITABLY SUPPORTED BY MEANS OTHER THAN THE HYDRAULIC LIFTING CYLINDERS.

GREASE YOUR LOADER AND CHECK LEVEL OF HYDRAULIC OIL DAILY.

DRAIN AND FLUSH LOADER HYDRAULIC SYSTEM AFTER EACH 1000 HOURS OF OPERATION.

NEVER START THE ENGINE WHEN HYDRAULIC SYSTEM IS EMPTY.

WHEN INSTALLING A HOSE ASSEMBLY BE SURE IT IS NOT TWISTED WHEN CONNECTIONS ARE TIGHTENED.

TO AVOID RAPID WEAR OF PISTON ROD PACKING RINGS, DO NOT TIGHTEN PACKING GLANDS EXCESSIVELY.

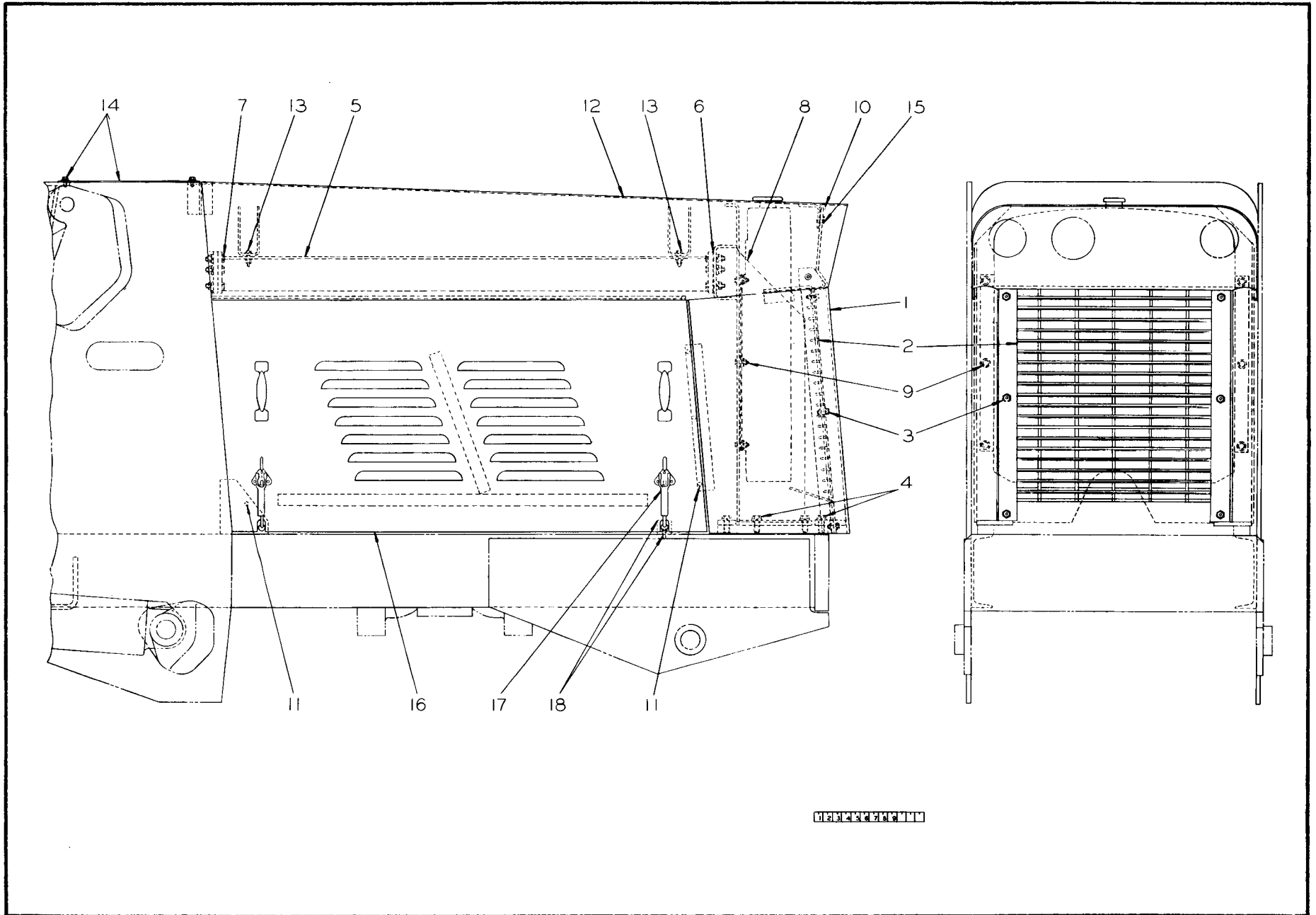
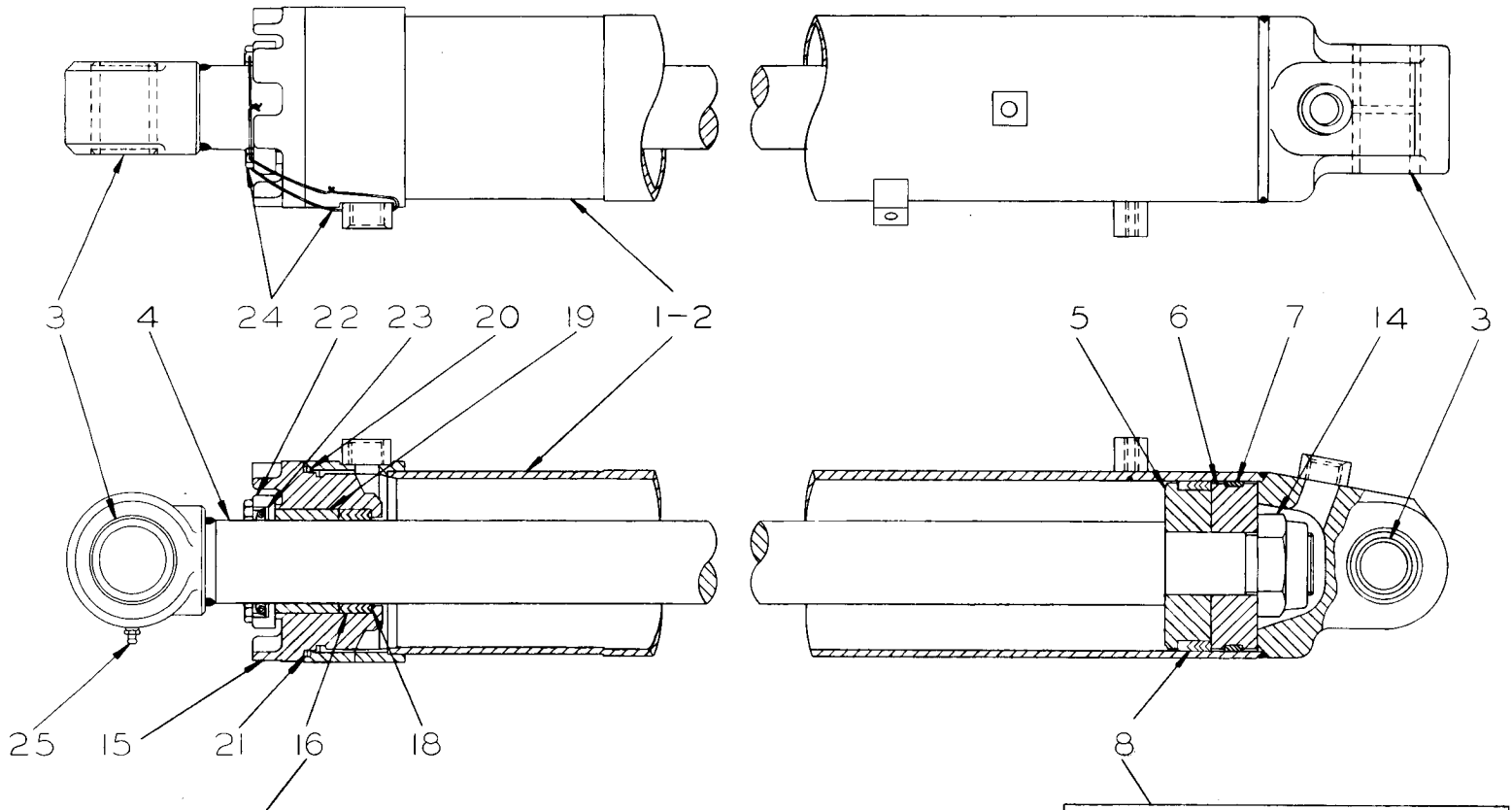


PLATE 905 - RADIATOR SHELL AND HOOD GROUP

RADIATOR SHELL AND HOOD GROUP

(See Plate 905)

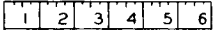
ITEM	PART NUMBER	QTY.	PART NAME
1	23155	1	Radiator Guard
2	24231	1	Grill
3	912185	6	Capscrew, 3/8" - 24 NF x 1-1/4"
	911115	6	Plain Washer, 3/8" SAE
	904206	6	Lockwasher, 3/8" ASA Med.
4	916405	8	Capscrew, 5/8" - 18 NF x 1-1/2"
	904209	8	Lockwasher, 5/8" ASA Med.
5	23353	1	Brace, left
	23354	1	Brace, right
6	23355	-	Shim (1/16" thick) (Use as required)
7	916028	12	Capscrew, 1/2" - 20 NF x 1-3/4"
	904208	12	Lockwasher, 1/2" ASA Med.
	911043	12	Hex Nut, 1/2" - 20 NF
8	23359	1	Shroud (Also see Item #7, page 39)
9	916383	6	Capscrew, 3/8" - 24 NF x 1-1/2"
	24903	2	Rubber Strip
	900817	6	Plain Washer, 3/8" SAE (Also see Item #3, page 39)
	7008	6	Rubber Washer
	913528	6	Locknut (Special)
10	21613	1	Rubber Strip
11	21584	6	Grommet, bumper type
12	23166	1	Hood
13	916383	4	Capscrew, 3/8" - 24 NF x 1-1/2"
	911115	8	Plain Washer, 3/8" SAE
	913528	4	Locknut, 3/8" - 24 NF
14	23135	1	Cover
	916381	4	Capscrew, 3/8" - 24 NF x 3/4"
	904206	4	Lockwasher, 3/8" ASA Med.
	911115	4	Plain Washer, 3/8" SAE
15	11457	3	Capscrew, 3/8" - 24 NF x 3/4"
	906960	3	Lockwasher, 3/8", Internal Teeth
16	23167	1	Side Panel Assy., left
	23168	1	Side Panel Assy., right (Each includes 2--10478 and 6--900764)
17	10478	4	Fastener
	900764	12	Rivet
18	21383	2	Angle
	916381	4	Capscrew, 3/8" - 24 NF x 3/4"
	904206	4	Lockwasher, 3/8" ASA Med.
19	28878	-	Shim (Use as required)



NOTE: CYLINDER REPAIR KIT-SEE ASSY. OR PKG. NO'S

ITEM 17-PACKING RING, DUCK

#17249 ROD PACKING SET



ITEM-9 ADAPTER RING, MALE
 ITEM-11 PACKING RING, NEOPRENE

ITEM-10 PACKING RING, DUCK
 ITEM-12 ADAPTER RING, FEMALE
 ORDER OF ASSY OF PISTON PACKING SET #13377

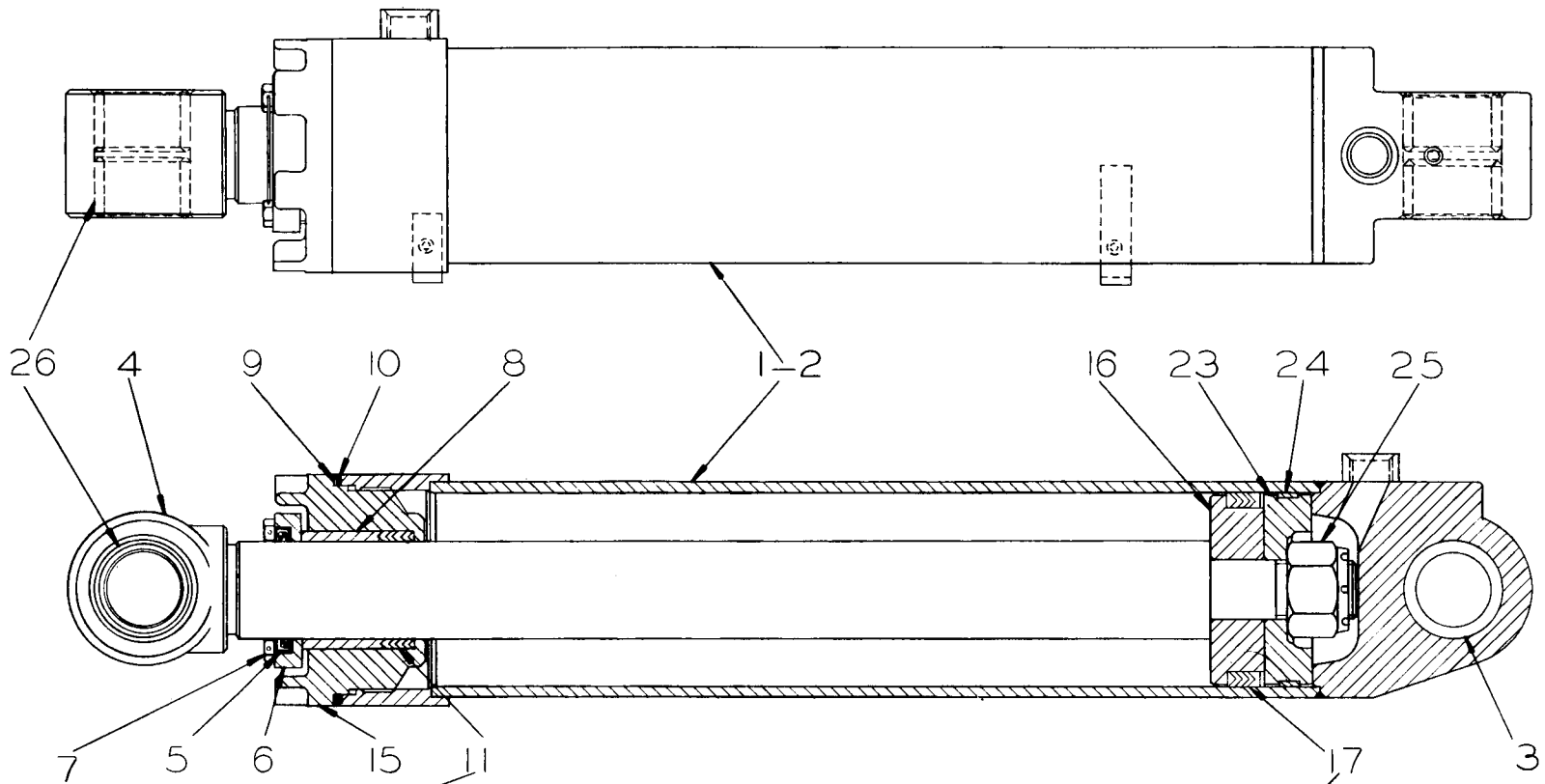
ITEM-13 SHIM

PLATE 906 - LIFT CYLINDER ASSEMBLY - LEFT AND RIGHT

LIFT CYLINDER ASSEMBLY - LEFT AND RIGHT

(See Plate 906)

ITEM	PART NUMBER	QTY.	PART NAME	ASSEMBLY OR PACKAGE NO.
1	25954	1	Lift Cylinder Assy., left (Includes 1-- 25956 and ½ qty. of Items #3 thru #25)	
	25955	1	Lift Cylinder Assy., right (Includes 1-- 25957 and ½ qty. of Items #3 thru #25)	
2	25956	1	Tube Assy., left	
	25957	1	Tube Assy., right (Each includes 2-- 1066)	
3	1066	8	Bushing	
4	22627	2	Piston Rod Assy. (Each includes two Item #3)	
5	13390	2	Piston, upper	
6	13391	2	Piston, lower	
7	13392	2	Bearing Ring, lower piston	19675
8	13377	2	Piston Packing Set (Each consists of ½ qty. of Items #9 thru #12)	
9	13372	2	Adapter Ring, male	
10	13373	4	Packing Ring, duck	
11	13374	2	Packing Ring, Neoprene	
12	13375	2	Adapter Ring, female	
13	13376	-	Shim (1/32" thick) (Use as required)	
14	917778	2	Locknut (Special)	
15	17499	2	Cylinder head	
16	17249	2	Rod Packing Set (Each consists of 4-- 1534)	19675
17	1534	8	Packing Ring, duck	
18	1532	2	Adapter Ring, male	19675
19	16601	2	Bearing, Packing gland	
20	13389	2	Seal Ring	
21	13388	2	Back-Up Ring (For service order both Seal Ring and Back-Up Ring)	
22	16405	2	End Plate	
23	1538	2	Oil Seal (Wiper)	19675
24	7904	8	Capscrew, 3/8" - 16 NC x 1-1/2", Dr. Hd.	19675
	1085	4	Lockwire, #16 W & M.Ga. x 17" long	
25	914465	2	Lubricating Fitting, St., 1/8" - 27 NPT	

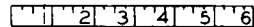


NOTE: CYLINDER REPAIR KIT -
SEE ASSY. OR PKG. NO.'S

ITEM 12-ADAPTER RING, FEMALE
ITEM 14-ADAPTER RING, MALE

ITEM 13 - PACKING RING, DUCK

ROD PACKING SET #7015



ITEM 18- ADAPTER RING, MALE
ITEM 19-ADAPTER RING, FEMALE
ITEM 21- PACKING RING, DUCK

ITEM 22 SHIM

ITEM 20- PACKING RING, NEOPRENE

PISTON PACKING SET #1472

PLATE 907 - DUMP CYLINDER ASSEMBLY - LEFT AND RIGHT

DUMP CYLINDER ASSEMBLY - LEFT AND RIGHT

(See Plate 907)

ITEM	PART NUMBER	QTY.	PART NAME	ASSEMBLY OR PACKAGE NO.
1	22630	1	Dump Cylinder Assy., left (Includes 1-- 22636 and ½ qty. of Items #3 thru #25)	
	22631	1	Dump Cylinder Assy., right (Includes 1-- 22637 and ½ qty. of Items #3 thru #25)	
2	22636	1	Tube Assy., left	
	22637	1	Tube Assy., right (Each includes two Item #3)	
3	19945	4	Bushing	
4	22632	2	Piston Rod Assy. (Each includes two Item #26)	
5	1088	2	Oil Seal (Wiper)	13195
6	13386	2	End Plate	
7	7904	8	Capscrew, 3/8" - 16 NC x 1-1/2", Dr. Hd.	
	1085	4	Lockwire, #16 W & M Ga. x 17" long	
8	4989	2	Packing Gland Bearing	13195
9	16306	2	Back-Up Ring	(For service order both Back-Up Ring and Seal Ring)
10	3003	2	Seal Ring	
11	7015	2	Rod Packing Set (Each consists of 1-- 4990, 4-- 1469 and 1-- 1498)	
12	4990	2	Adapter Ring, female	
13	1469	8	Packing Ring, duck	
14	1498	2	Adapter Ring, male	
15	16301	2	Cylinder Head	
16	1315	2	Piston (Lower)	
17	1472	2	Piston Packing Set (Each consists of ½ qty. of Items #18 thru #21)	
18	1461	2	Adapter Ring, male	
19	1460	2	Adapter Ring, female	
20	1316	2	Packing Ring, neoprene	
21	1468	4	Packing Ring, duck	
22	3161	-	Shim (1/32" thick) (Use as required)	
23	1479	2	Piston (Upper)	
24	1481	2	Bearing Ring	
25	917778	2	Locknut (Special)	
26	22615	4	Bushing	

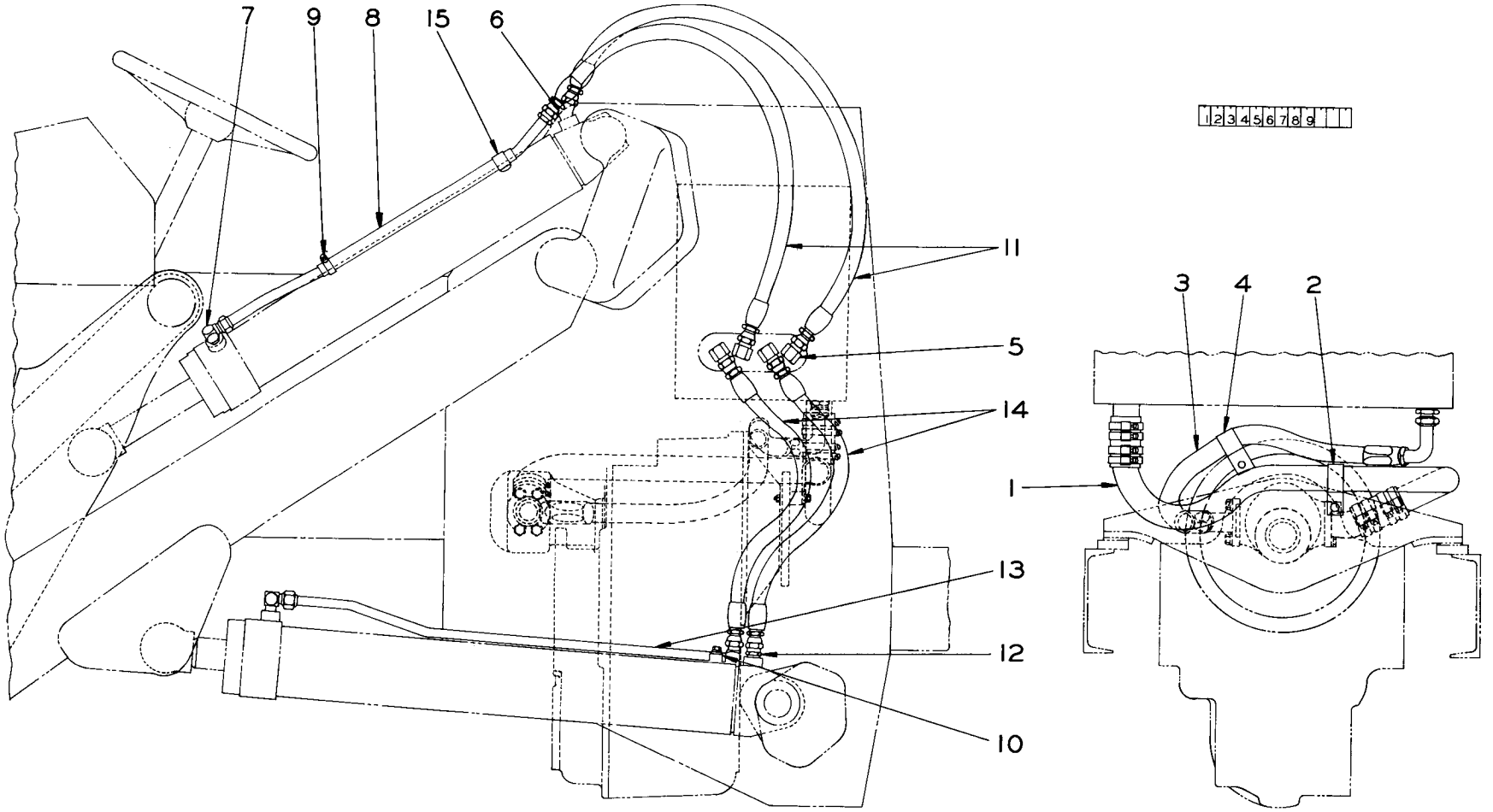


PLATE 1003 - HYDRAULIC PIPING GROUP

HYDRAULIC PIPING GROUP

(See Plate 1003)

ITEM	PART NUMBER	QTY.	PART NAME	NOTE
1		1	Suction Line (Includes parts in Item #1)	
	24006	1	Tube	
	20955	2	Hose, 2" I.D. x 4"	
	9300	8	Hose Clamp	
	11412	1	Adapter	
	11534	1	Gasket	
	916311	4	Capscrew, 1/2" - 13 NC x 1-1/4"	
	904208	4	Lockwasher, 1/2" ASA Med.	
2	4503	1	Block	
	12545	1	Clamp	
	916387	1	Capscrew, 3/8" - 24 NF x 2-1/2"	
	904206	1	Lockwasher, 3/8" ASA Med.	
	911041	1	Hex Nut, 3/8" - 24 NF	
3		1	Pressure Line (Includes parts in Item #3)	
	24078	1	Hose Assy. (Includes 1--11265, one hose and 1--16863)	
	11265	1	Hose Fitting Assy.	
	1582-37	1	Hose (Bare Length) See note - page 126	
	16863	1	Hose Fitting Assy.	
	12469	2	Flange Clamp	
	10881	1	Seal Ring	
	916311	4	Capscrew, 1/2" - 13 NC x 1-1/4"	
	904208	4	Lockwasher, 1/2" ASA Med.	
4	5832	1	Clamp (See Transmission Assy. for fasteners)	
5	26107	4	Swivel Elbow Assy., right	(Serviced as assy. only)
	28435	4	Swivel Elbow Assy., left	
6	7528	2	45° Elbow	
7	2184	4	90° Elbow	
8	23668	1	Tube Assy., right	(Each includes one hose)
	23669	1	Tube Assy., left	
9	10411	2	Hose Clamp	
10	11632	2	Clamp	
	916381	2	Capscrew, 3/8" - 24 NF x 3/4"	
	904206	2	Lockwasher, 3/8" ASA Med.	

(Continued)

HYDRAULIC PIPING GROUP – CONTINUED

(See Plate 1003)

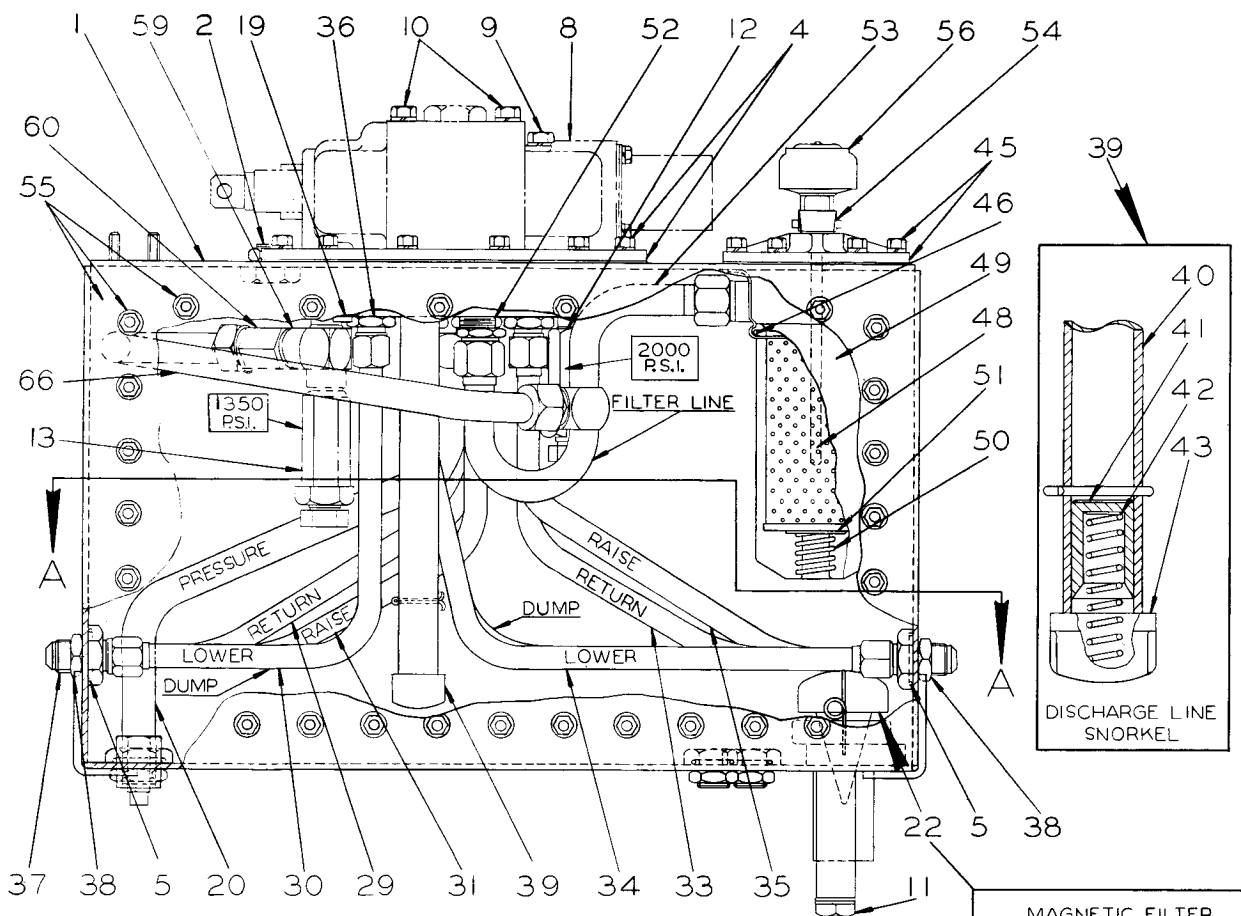
ITEM	PART NUMBER	QTY.	PART NAME	NOTE
11	23708	4	Hose Assy. (Each includes 2-- 23214 and one hose)	
	23214	8	Swivel Nut Sub-Assy.	
	20563-36½	4	Hose (Bare Length) See note -	
12	2006	2	Adapter, 1-1/16" – 12 x 3/4" NPT	
13	23217	1	Tube Assy., left	
	23218	1	Tube Assy., right	
14	23709	4	Hose Assy. (Each includes 2-- 23214 and one hose)	
	23214	8	Swivel Nut Sub-Assy.	
	20563-26¾	4	Hose (Bare Length) See note -	
15	1131	2	Clip	
	916381	2	Capscrew, 3/8" – 24 NF x 3/4"	
	904206	2	Lockwasher, 3/8" ASA Med.	
-	21566	-	Hose, 3/8" x 25 Foot Roll	(For service stock)
	21267	-	Hose, 3/8" x 25 Foot Roll	
	1582	-	Hose, 1" x 25 Foot Roll	
	20563	-	Hose, 3/4" x 25 Foot Roll	
			NOTE: The factory will furnish 25 foot rolls of hose only. Dealer will furnish hose cut to proper length or in 25 foot rolls.	
-	16477	-	1" Hose Guard, 1-7/32" x 14 Foot Roll	(For service stock)
			NOTE: The factory will furnish 14 foot rolls of hose guard only. Dealer will furnish hose guard cut to proper length or in 14 foot rolls.	

HYDRAULIC TANK GROUP

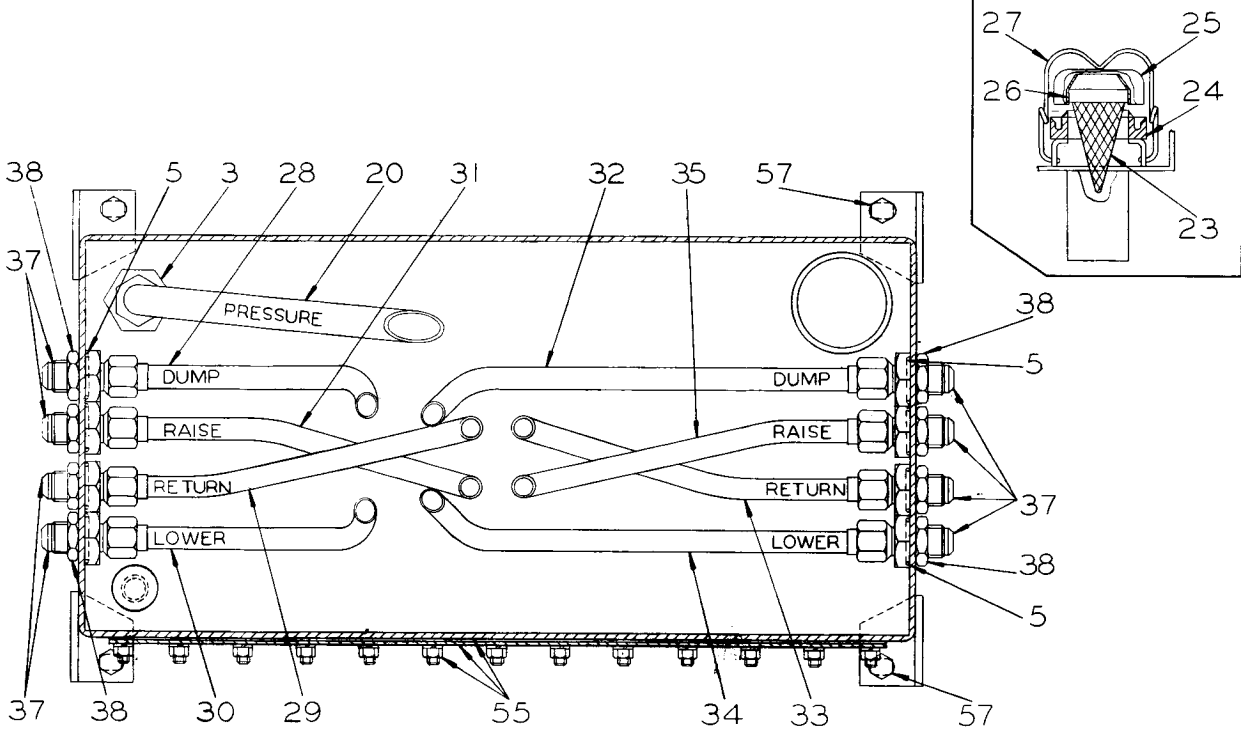
(See Plate 791)

ITEM	PART NUMBER	QTY.	PART NAME	NOTE
1	22877	1	Tank & Valve Assy., complete (Includes 1--24066, 7--3909 & Items #6 thru #10)	
	24066	1	Tank Assy., complete less control valve (Includes 1--22874, Items #2 thru #4, 11--3909, Items #11 thru #56 and #58)	
	22874	1	Bare Tank less all covers and gaskets (For fasteners see Piping Group)	
2	16093	3	Plug	
3	16070	1	Bulkhead Union	
	2227	1	Seal Ring	
	16394	1	Hex Nut (Special)	
4	16100	1	Valve Mounting and Manifold Plate	
	16281	1	Gasket	
	904206	12	Lockwasher, 3/8" ASA Med.	
	13072	12	Hex Nut, 3/8" - 16 NC (Brass)	or
	19683	12	Hex Nut, 3/8" - 16 NC (Aluminum)	
5	3909	18	Seal Ring (Used with Control Valve and Item #37)	
6	16812	4	Seal Ring	
7	1620	1	Seal Ring	
8	----	1	Control Valve (See Item #1, page 141)	
9	916426	5	Capscrew, 1/2" - 20 NF x 4-1/4"	
	904208	5	Lockwasher, 1/2" ASA Med.	
10	916428	2	Capscrew, 1/2" - 20 NF x 5"	
	904208	2	Lockwasher, 1/2" ASA Med.	
11	10159	1	Magnetic Drain Plug (Includes 1--10158)	
	10158	1	Gasket	
12	20506	1	Valve Assy., safety (Bucket return line (Proper setting should read 2000 psi) (Includes one Items #14 thru #18)	
13	20506	1	Valve Assy., safety (Bucket dump line) (Proper setting should read 1350 psi) (Includes one Items #14 thru #18)	
14	19598	2	Body	
	21606	1	Body (Used with 21605 valve only) (Special equipment)	
15	19977	2	Plunger Assy. (Includes one ball - serviced as assembly only)	
16	16277	2	Spring	
	21580	1	Spring (Used with 21605 valve only) (Special equipment)	
17	20521	2	Hex Jam Nut (Special)	
18	16278	2	Cap	
19	21605	1	Relief Valve Assy. (Includes one Items #15, #17, #18, 1--21606 & 1--21580) (Special equipment) (Remove pipe plug 907856 when using 21605 valve) (To limit hyd. down pressure)	
	907856	1	Pipe Plug, 3/8", steel, ctsk., 5/16" hex	
20	20438	1	Tube Assy. (Pressure Line)	
21	16347	1	Connector	

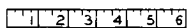
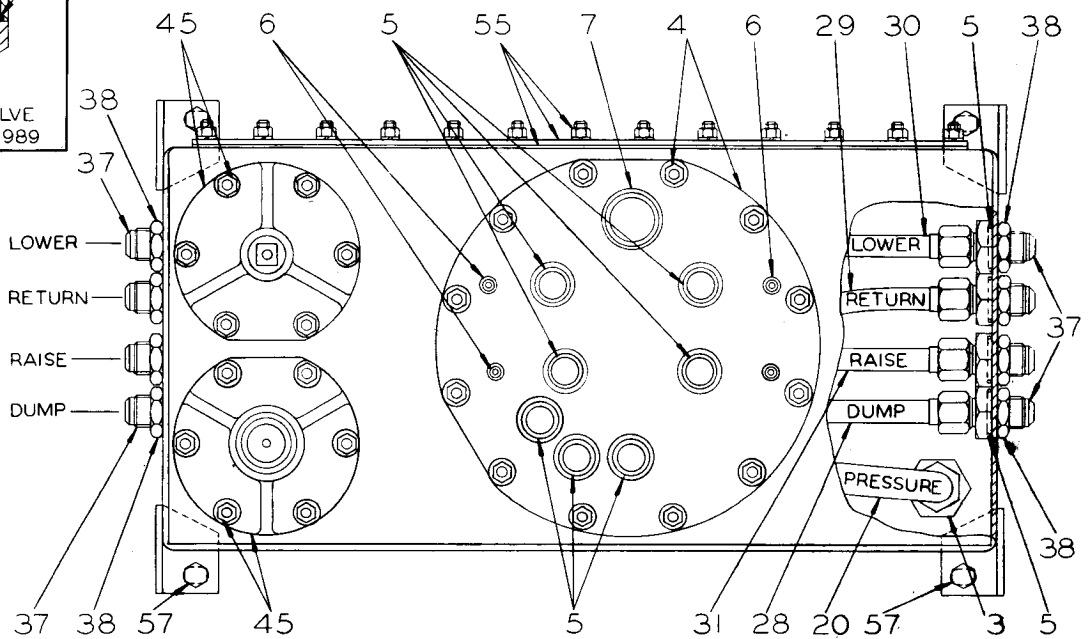
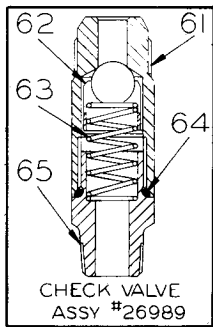
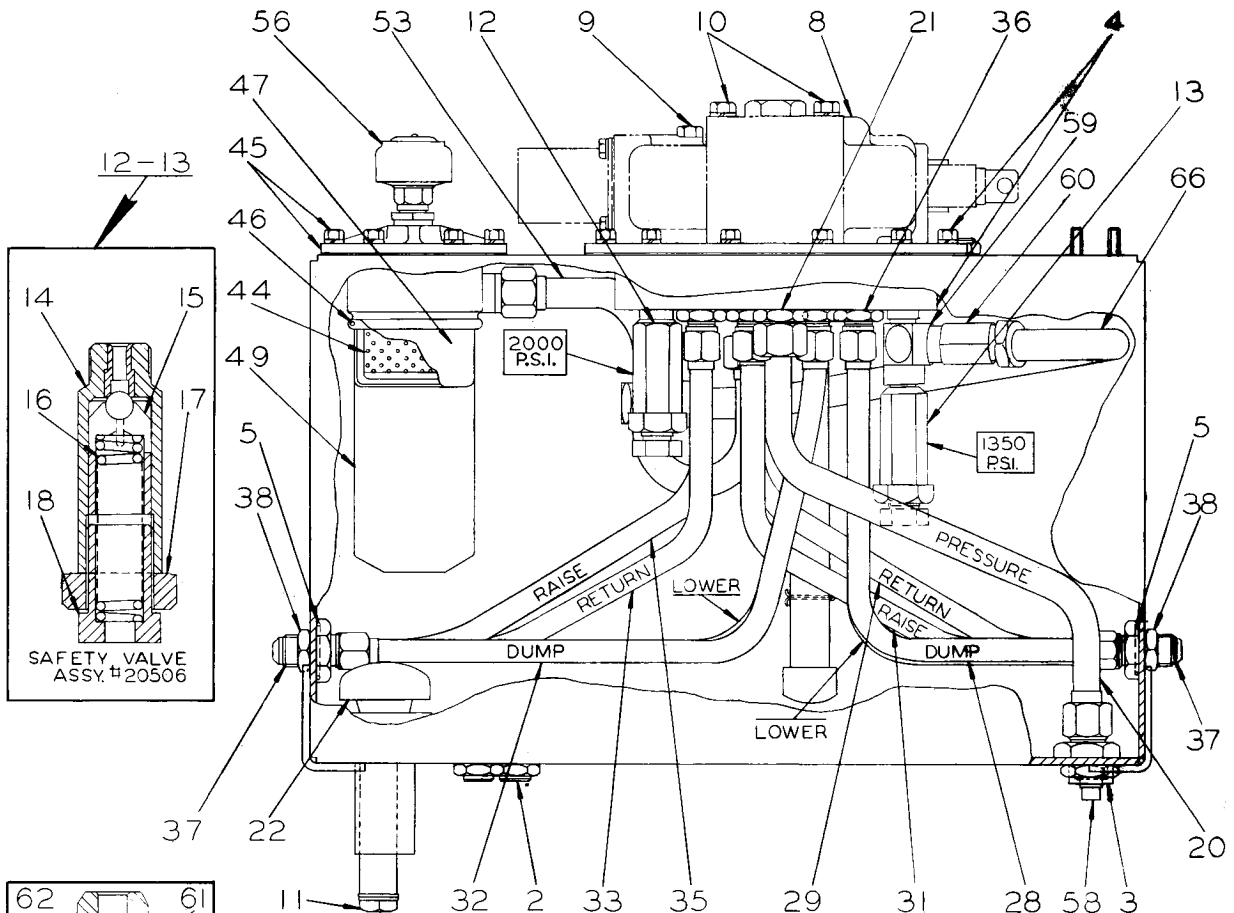
(Continued)



FRONT VIEW



SECTION A-A



HYDRAULIC TANK GROUP - CONTINUED

(See Plate 791)

ITEM	PART NUMBER	QTY.	PART NAME	ASSEMBLY OR PACKAGE NO.
22	----	1	Magnetic Filter and Suction Line (Includes Items #23 thru #27)	
23	10653	1	Strainer	
24	13850	1	Magnet	
25	13852	1	Baffle	
26	13847	1	Baffle Support	
27	13848	1	Bail	
28	20448	1	Tube Assy., Dump	
29	20433	1	Tube Assy., Return	
30	20447	1	Tube Assy., Lower	R.H. Cylinder
31	20426	1	Tube Assy., Raise	
32	20444	1	Tube Assy., Dump	
33	20426	1	Tube Assy., Return	
34	20443	1	Tube Assy., Lower	L.H. Cylinder
35	20433	1	Tube Assy., Raise	
36	16322	8	Connector	
37	16069	8	Bulkhead Union	
38	16404	11	Hex Nut (Special)	
39	----	1	Discharge Line (Snorkel) (Includes Items #40 thru #43)	
40	16395	1	Discharge Pipe	
	904002	1	Cotter Pin, 1/8" x 2"	
	28542	1	Wire	
41	16398	1	Plunger	
42	20394	1	Spring	
43	16396	1	Cap	
44	----	1	Element, air breather	19695
45	16078	2	Cover	19695
	16282	2	Gasket	
	904206	12	Lockwasher, 3/8" ASA Med.	
	13072	12	Hex Nut, 3/8" - 16 NC (Brass)	
	19683	12	Hex Nut, 3/8" - 16 NC (Aluminum) or	
46	16392	2	Seal Ring	
47	16080	1	Breather Case	

(Continued)

HYDRAULIC TANK GROUP - CONTINUED

(See Plate 791)

ITEM	PART NUMBER	QTY.	PART NAME	ASSEMBLY OR PACKAGE NO.
48	----	1	Element, Oil Filter	19695
49	16079	1	Filter Case	
50	16399	1	Spring	
51	16403	1	Washer	
52	3627	1	Adapter, 1" JIC	
53	27023	1	Tube Assy., Filter	
54	16703	1	Dipstick Weld Assy.	
	20457	1	Gasket	
	20458	1	Cover Plate	
55	904206	31	Lockwasher, 3/8" ASA Med.	
	13072	31	Hex Nut, 3/8" - 16 NC (Brass)	
	19683	31	Hex Nut, 3/8" - 16 NC (Aluminum) or	
	2766	1	Breather Assy. (Includes one each 2767, 2768, Breather Element, 914172 & 904203)	19695
	2767	1	Base	
	2768	1	Cap	
56	----	1	Breather Element	
	914172	1	Machine Screw, #10-32 NF x 1-1/4"	
	904203	1	Lockwasher, #10 ASA Med.	
	901829	1	Bushing, 1" x 3/4"	
	913105	4	Capscrew, 1/2" - 20 NF x 1-1/2"	
57	11243	4	Washer	
	904208	4	Lockwasher, 1/2" ASA Med.	
	911043	4	Hex Nut, 1/2" - 20 NF	
58	901653	1	Pipe Plug, 3/8", Steel, 7/16" Sq. Hd.	
59	26967	1	Pipe Tee	
60	26989	1	Safety Valve (Includes Items #61 thru #65)	
61	26985	1	Body	
62	26988	1	Plunger Assy. (Includes one Ball) Serviced as assy. only	
63	26983	1	Spring	
64	4704	1	Seal Ring	
65	26986	1	Cap	
66	27024	1	Tube Assy.	

AVOID ACCIDENTS

Most accidents, whether they occur in industry, on the farm, at home, or on the highway, are caused by the failure of some individual to follow simple and fundamental safety rules or precautions. For this reason most accidents can be prevented by recognizing the real cause and doing something about it before the accident occurs.

Regardless of the care used in the design and construction of any type of equipment, there are many conditions that can not be completely safeguarded against without interfering with reasonable accessibility and efficient operation.

A CAREFUL OPERATOR IS THE BEST INSURANCE AGAINST AN ACCIDENT.

THE COMPLETE OBSERVANCE OF ONE SIMPLE RULE WOULD PREVENT MANY THOUSAND SERIOUS INJURIES EACH YEAR, THAT RULE IS:

NEVER ATTEMPT TO CLEAN, OIL, OR ADJUST A MACHINE WHILE IT IS IN MOTION!

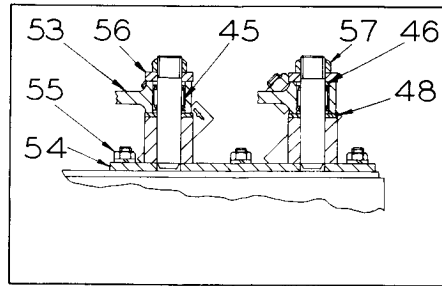
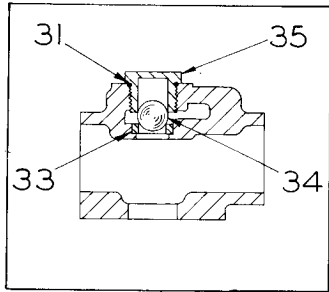
“NATIONAL SAFETY COUNCIL”

CONTROL GROUP

(See Plate 939)

ITEM	PART NUMBER	QTY.	PART NAME	NOTE
1	26347	1	Valve Assy. (Includes one Housing and Items #2 thru #39) (Order also seven Item #5, four Item #6 and one Item #7 on page 125)	
	----	1	Housing (Not serviced separately)	
2	----	1	Plunger, float	(Not serviced separately)
3	----	1	Plunger, double acting	
4	16928	1	Spring	
5	16927	2	Detent Poppet Plunger	
6	16932	1	Cap (Detent Poppet)	
7	2633	4	Seal Ring	
8	10857	1	Spring	
9	1717	3	Check Valve Plunger	
10	16911	1	Detent Cap	
	16912	1	Gasket	
	915809	4	Capscrew, 5/16" - 18 NC x 3/4"	
	904205	4	Lockwasher, 5/16" ASA Med.	
11	1719	2	Seal	
12	1721	2	Plunger Eye	
13	16923	1	Spring Cover	
	16912	1	Gasket	
	915809	4	Capscrew, 5/16" - 18 NC x 3/4"	
	904205	4	Lockwasher, 5/16" ASA Med.	
14	27405	1	Spring	
15	16925	2	Spring Retainer	
16	16926	1	Cap	
17	27404	2	Spring	
18		1	Main Relief Valve Assy. (Includes Items #18, #27 thru #30, one Items #31 & #32)	
	27396	1	Main Relief Valve Assy. (Includes 1--27413 and Items #19 thru #26) (Relief valve setting should read 1200 to 1250 psi)	
	27413	1	Housing, relief valve	
19	27412	1	Plunger Assy. (Includes Plunger and Ball)	
20	27406	1	Spring, plunger	
21	27411	1	Seat, valve	
22	27409	1	Seal Ring	
23	27410	1	Snap Ring	
24	27408	1	Seal Ring	
25	27407	1	Wire	
26	27414	1	Snap Ring	
27	27398	1	Cap, adjustable	
28	27397	1	Poppet	
29	27399	1	Adjusting Screw	
30	913177	1	Hex Nut, 1/2" - 20 NF	
	3911	1	Acorn Nut	
31	3909	2	Seal Ring	

(Continued)



MAIN RELIEF VALVE SETTING SHOULD READ 1200 TO 1250 P.S.I.

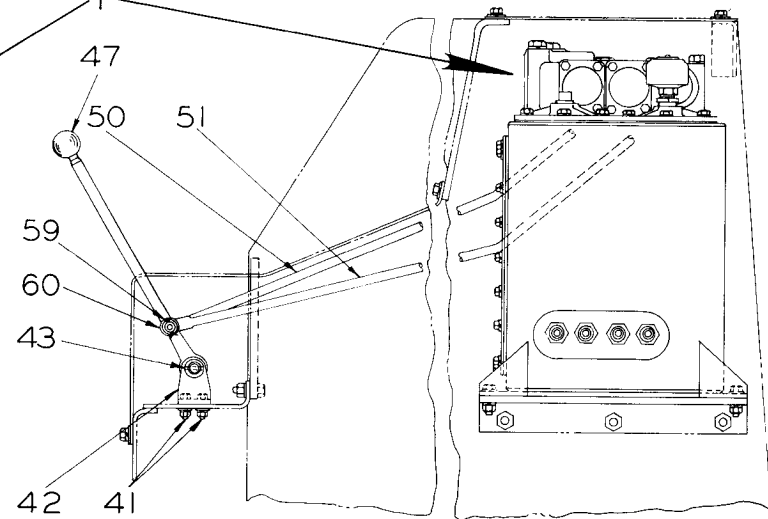
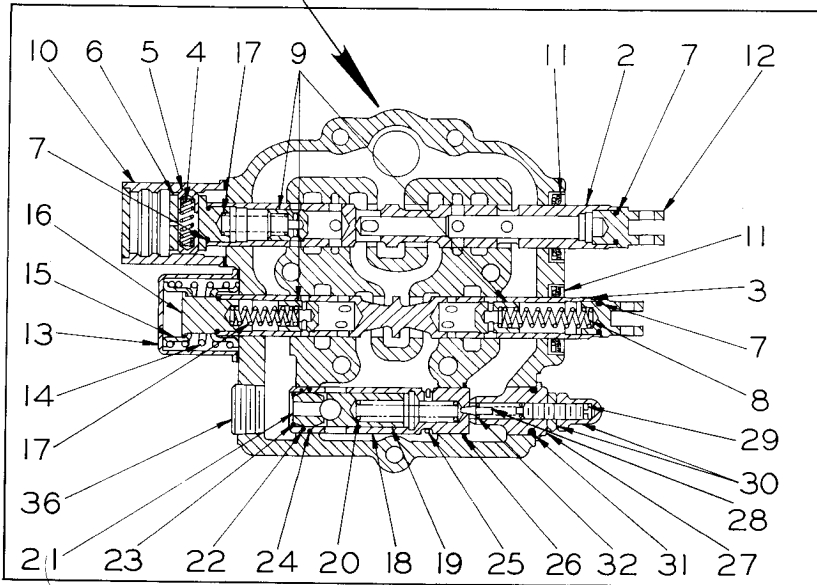
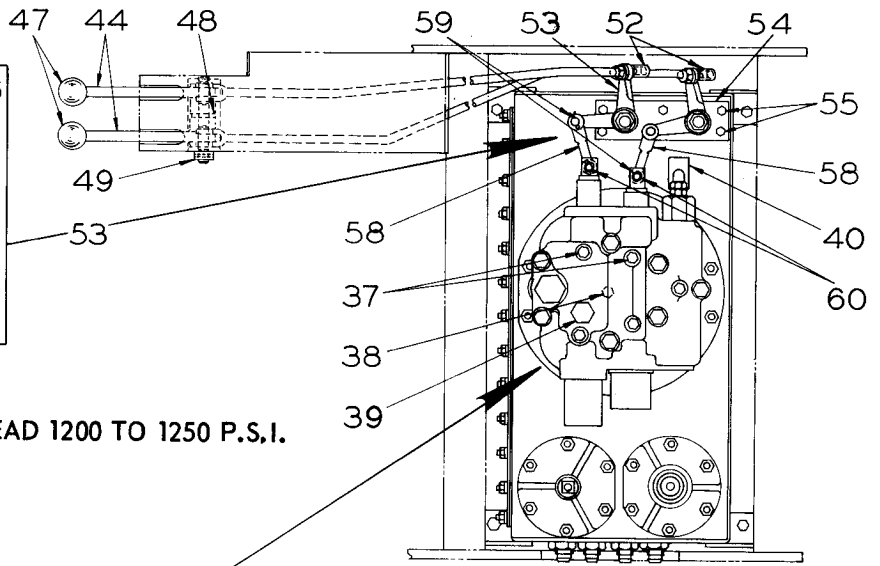


PLATE 939 - CONTROL GROUP

CONTROL GROUP - CONTINUED

(See Plate 939)

ITEM	PART NUMBER	QTY.	PART NAME
32	27401	1	Spring
33	16929	1	Plunger Seat
34	20876	1	Ball
35	16931	1	Flow Control Valve, Raise & Lower (Includes 1--16931 and Items #31, #33 & #34) Cap
36	918697	1	Pipe Plug, 1-1/4", Ctsk., 3/4" Hex
37	918850	5	Pipe Plug, 1/4", Steel, Ctsk., 1/4" Hex
38	918887	1	Pipe Plug, 3/8", Steel, Ctsk., 5/16" Hex
39	28744	1	Seal Ring
	28743	1	Plug
40	27059	1	Caution Plate
41	915228	3	Capscrew, 3/8" - 24 NF x 1-1/4"
	911115	3	Plain Washer, 3/8" SAE
	904206	3	Lockwasher, 3/8" ASA Med.
	911041	3	Hex Nut, 3/8" - 24 NF
42	17118	1	Bracket
43	17119	1	Shaft
44	23102	2	Lever Assy. (Each includes 2--5955, 2--5957 and 1--13909)
45	5955	6	Bearing (Lettered end must face pressing tool)
46	5957	8	Seal (Install with lip toward outside)
47	1171	2	Knob
48	910255	3	Plain Washer, 3/4" SAE
49	916937	1	Roll Pin
50	24001	1	Rod
51	24002	1	Rod
52	17120	2	Ball Joint
	904208	2	Lockwasher, 1/2" ASA Med.
	913177	4	Hex Jam Nut, 1/2" - 20 NF
53	20839	2	Bell Crank Assy. (Each includes 1--5955, 2--5957 and 1--13909)
54	20988	1	Bracket
55	904206	6	Lockwasher, 3/8" ASA Med.
	13072	6	Hex Nut, 3/8" - 16 NC (Brass)
	19683	6	Hex Nut, 3/8" - 16 NC (Aluminum) or
56	17086	2	Washer (Special)
57	17085	2	Locknut, 3/4" - 16 NF
58	20984	2	Link Assy. (Each includes 1--13909)
59	13909	6	Bushing
60	1565	6	Pin
	900806	6	Cotter Pin, 1/8" x 1"

RELIEF VALVE SETTING SHOULD READ 750 P.S.I.

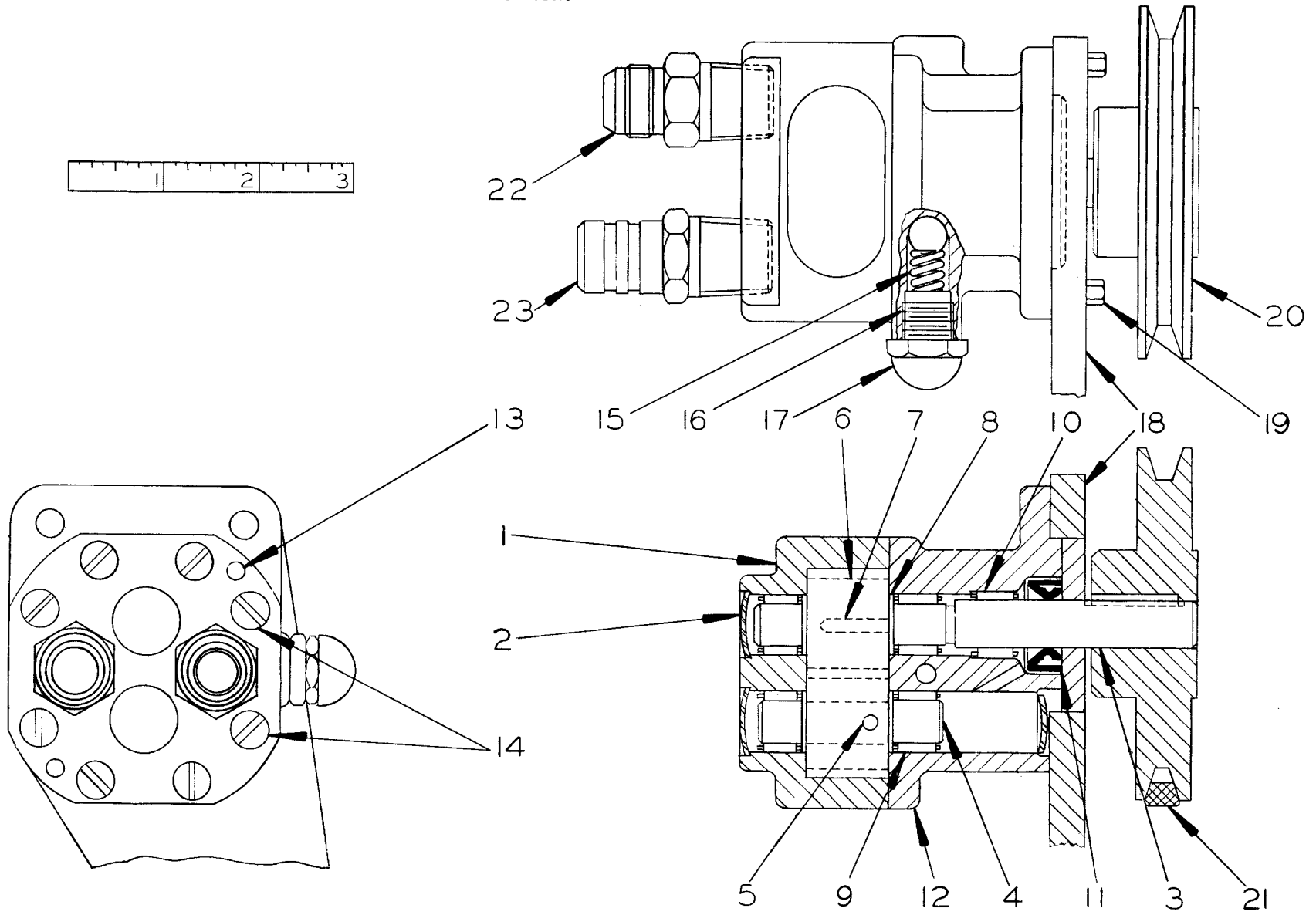


PLATE 500 - HYDRAULIC POWER STEERING PUMP

HYDRAULIC POWER STEERING PUMP
 (Also see Hydraulic Power Steering Lines, page 139)
 (See Plate 500)

ITEM	PART NUMBER	QTY.	PART NAME
1	28979	1	Pump Assy. (Includes one Housing, Items #2 thru #17 and 1--10542)
	----	1	Housing (Not serviced separately)
2	914590	3	Expansion Plug
3	28794	1	Drive Shaft
4	28795	1	Driven Gear and Shaft Assy. (Includes 1--21736)
5	21736	1	Pin (Shear)
6	28793	1	Drive Gear
7	15056	1	Key, 1/8" x 1/8" x 1/2"
8	15050	2	Snap Ring
9	11711	4	Needle Bearing
10	9574	1	Needle Bearing
11	6710	1	Oil Seal
12	----	1	Adapter Cover (Not serviced separately)
13	6715	2	Dowel Pin
14	903746	8	Machine Screw
-		1	Pressure Relief Valve (Includes Items #15 thru #17) (Setting should read 750 psi)
15	11708	1	Ball and Spring Assy.
16	21737	1	Adjusting Screw
17	9582	1	Gasket
	913463	1	Cap Nut, 1/2" - 20 NF
18	22362	1	Mounting Bracket
19	7381	4	Capscrew, 3/8" - 24 NF x 1", Dr. Hd.
	7380	1	Lockwire, #16 W & M Ga. x 12" long
20	28598	1	Pulley Assy. (Includes 1--905564)
	905564	1	Setscrew, 5/16" - 18 NC x 3/8"
	10542	1	Key, 1/8" x 1/8" x 7/8"
21	24834	1	"V" Belt
22	10443	1	Adapter, 9/16" - 18 NF x 1/2" NPT
23	8304	1	Adapter, 1/2" NPT

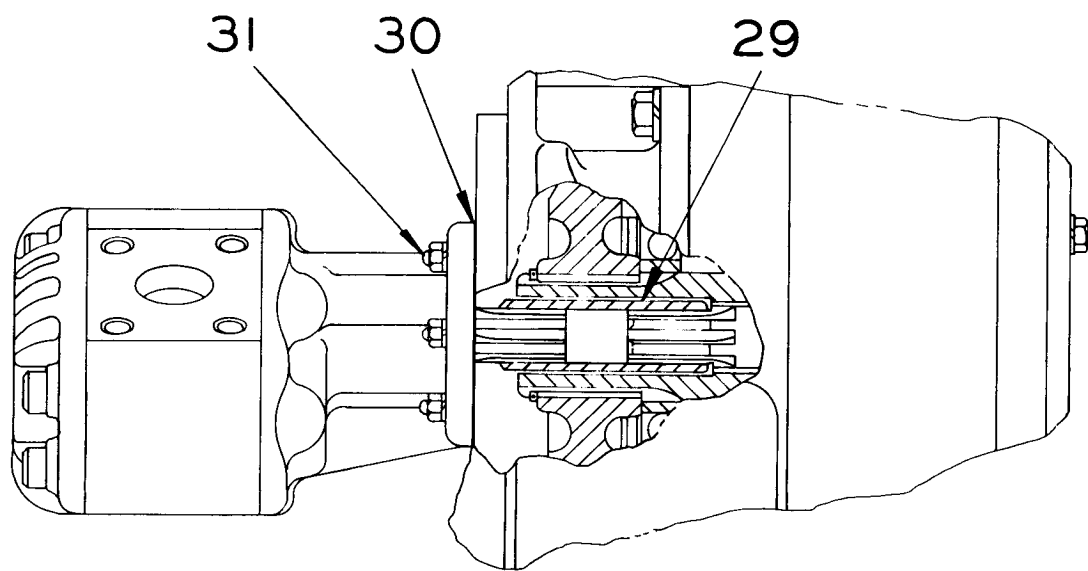
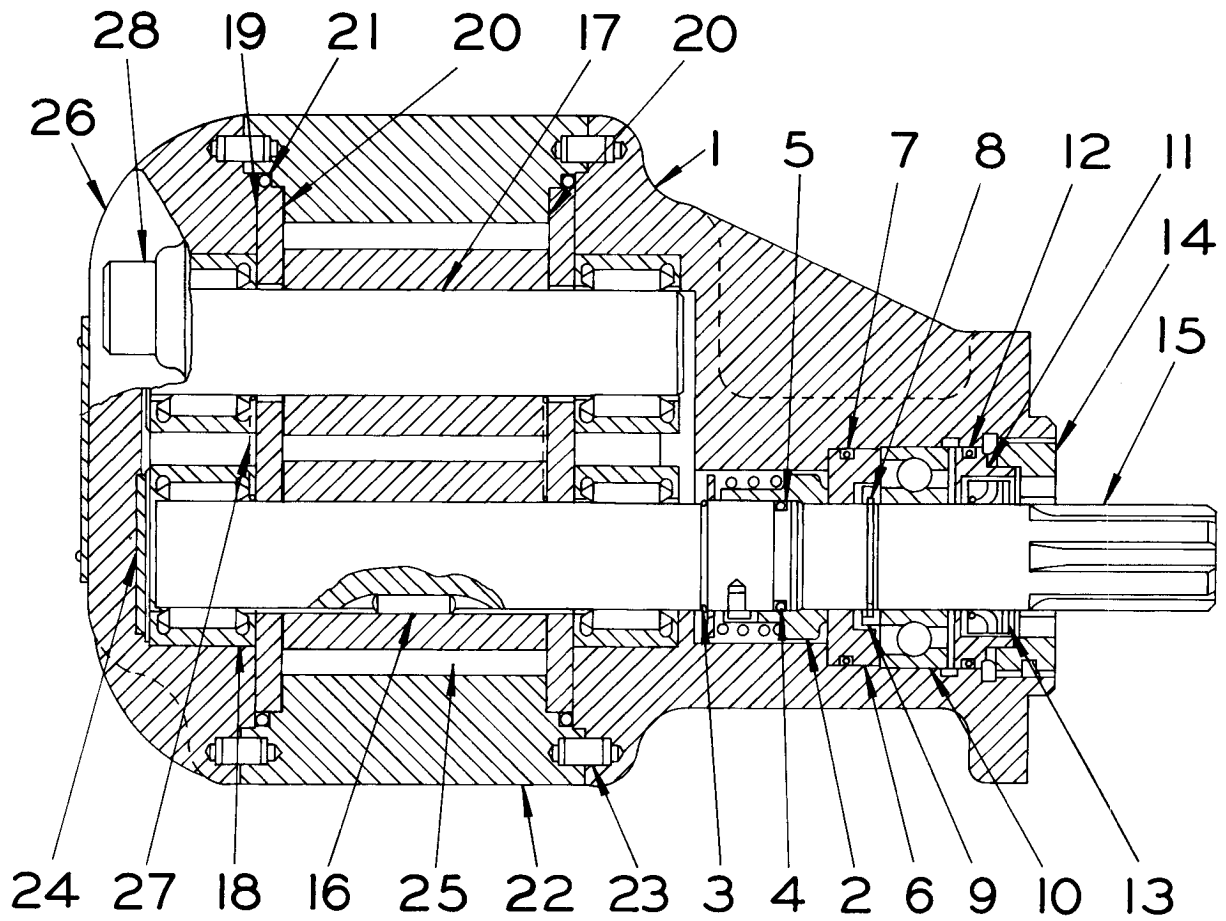


PLATE 986 - HYDRAULIC PUMP MOUNTING AND DRIVE GROUP

HYDRAULIC PUMP, MOUNTING AND DRIVE GROUP

(See Plate 986)

ITEM	PART NUMBER	QTY.	PART NAME	NOTE
1	18612	1	Pump Assy. (Includes 1-- 25004 and Items #2 thru #28)	
	25004	1	Adapter Cover	
2	25006	1	Seal Assy.	
3	25001	1	Snap Ring	
4	25032	1	Seal Ring	(For service order both Seal Ring and Back-Up Ring)
5	25026	1	Back-Up Ring	
6	25007	1	Seal Seat	
7	25027	1	Seal Ring	
8	25028	1	Snap Ring	
9	25008	1	Bearing Retainer	
10	25009	1	Bearing	
11	25011	1	Seal Retainer	
12	25022	1	Seal	
13	28740	1	Seal	
14	25024	1	Retainer Nut	
15	28739	1	Drive Shaft	
16	25029	1	Key	
17	3004	1	Driven Gear	
18	25030	4	Bearing	
19	25018	2	Wear Plate	
20	3691	-	Gasket (.001" thick)	(Use as required)
	3692	-	Gasket (.002" thick)	
21	3003	2	Seal Ring	
22	25019	1	Housing	
23	15658	4	Dowel Pin	
24	25031	1	Thrust Washer	
25	25020	1	Gear	
26	25021	1	End Cover	
27	12680	2	Seal Ring	
28	3010	4	Capscrew, 5/8" - 18 NF x 4-1/2", skt. hd.	
29	7722	1	Sleeve	
30	25321	1	Gasket	
31	6240	6	Stud, 3/8" - 24 NF	
	904206	6	Lockwasher, 3/8" ASA Med.	
	911041	6	Hex Nut, 3/8" - 24 NF	

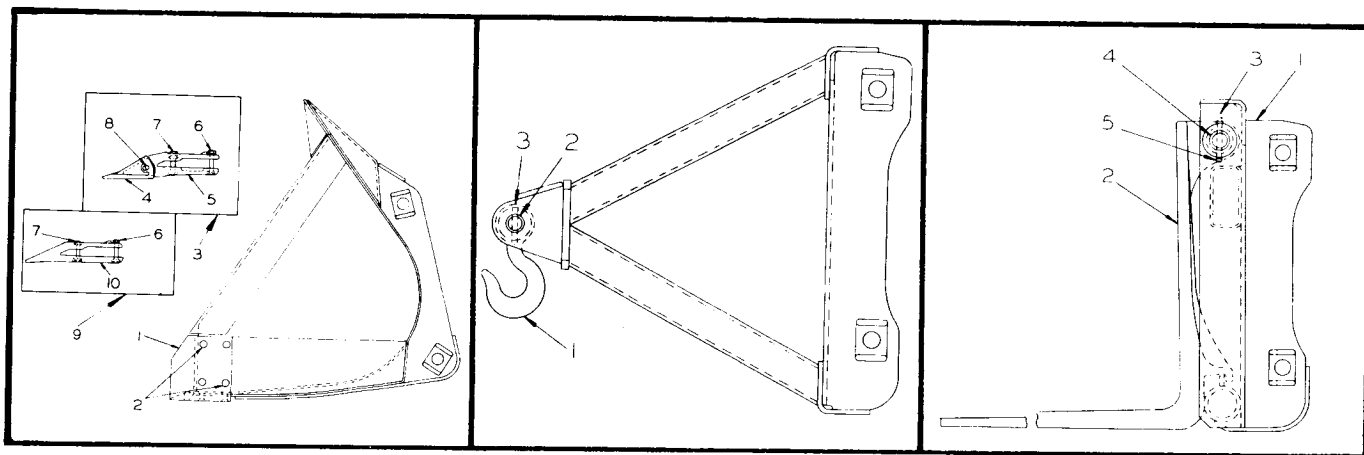


PLATE 923 - BUCKETS PLATE 824 - TRACTOCRANEHOOK PLATE 835 - TRACTOFORK

Buckets, Complete (Machinery item - see your Allis-Chalmers Dealer)					
SAE Rated Capacity Cu. Yds.	Cutting Edge Used	Cutting Edge Outside Width (Inches)	Cutting Edge Inside Width (Inches)	Cutting Edge Thickness (Inches)	Qty. of Rivets to be used with each Cutting Edge
3	26784	95½"	93¾"	¾"	30--26966
2-1/2	27007	90"	88½"	¾"	28--911575
2	27007	90"	88½"	¾"	28--911575
1-1/2	23933	84½"	83"	¾"	26--911575
1-1/4	23933	84½"	83"	¾"	26--911575
1	4395	76"	74-3/8"	¾"	26--911575

ITEM	PART NUMBER	QTY.	PART NAME	NOTE
1	----	-	Cutting Edge (See Chart Above)	
2	911575	-	Rivet, ctsk hd., 1/2" x 2"	(For quantity see Chart above)
	26966	-	Rivet, pan head, 1/2" x 2"	
3	14989	-	Bucket Tooth Assy. (General purpose) (Two piece)	(Each includes one 14986, 14988, 19718, 19717 and two each 19733 and 14987)
	22187	-	Bucket Tooth Assy. (Heavy duty) (Two piece)	(Each includes 1--20853, 1--22185, 2--19718, 2--19733 and 1--22900)
	22186	-	Bucket Tooth Assy. (General Purpose Tip, Heavy Duty Shank) (Two piece)	(Each includes one 14986, 22185, 19718, 19733 and 14987)
4	14986	1	Tip (General Purpose)	
	20853	1	Tip (Heavy Duty)	
5	14988	1	Shank (General Purpose)	
	22185	1	Shank (Heavy Duty)	
6	19718	1	Capscrew, 1/2" - 20 NF x 2-7/8", alloy h.t.	
	19733	1	Hex High Nut, 1/2" - 20 NF	
7	19717	1	Capscrew, 1/2" - 20 NF x 2-5/8", alloy h.t. (General purpose)	
	19718	1	Capscrew, 1/2" - 20 NF x 2-7/8", alloy h.t. (Heavy duty)	
	19733	1	Hex High Nut, 1/2" - 20 NF	

(Continued)

BUCKETS - CONTINUED (See Plate 923)

ITEM	PART NUMBER	QTY.	PART NAME	NOTE
8	14987	1	Roll Pin (General purpose)	
	22900	1	Roll Pin (Heavy duty)	
9	4420	-	Bucket Tooth Assy. (One piece) (Each includes one 4419, 19717, 19718 & 2--19733)	
10	4419	1	Bucket Tooth	
11	1544	1	Name Plate	(Not Shown)
	918370	4	Rivet, 3/16" x 9/32"	

TRACTOCRANEHOOK (See Plate 824)

ITEM	PART NUMBER	QTY.	PART NAME	
-	----	1	TRACTOCRANEHOOK, Complete (Machinery Item - see your Allis-Chalmers Dealer)	
1	3458	1	Hook	
2	4830	1	Pin	
3	1621	1	Lock Pin	
	900806	1	Cotter Pin, 1/8" x 1"	
4	1544	1	Name Plate	(Not Shown)
	918370	4	Drive Rivet, 3/16" x 9/32"	

TRACTOFORK (See Plate 835)

ITEM	PART NUMBER	QTY.	PART NAME	
-	----	1	TRACTOFORK, Complete (Machinery Item - see your Allis-Chalmers Dealer)	
1	24319	1	Frame Weld Assy.	
2	17913	2	Fork	
3	3508	2	Sleeve	
	2629	2	T-Screw Assy.	
4	24317	1	Bar	
5	1622	1	Lock Pin	
	900806	1	Cotter Pin, 1/8" x 1"	
6	1544	1	Name Plate	(Not Shown)
	918370	4	Drive Rivet, 3/16" x 9/32"	

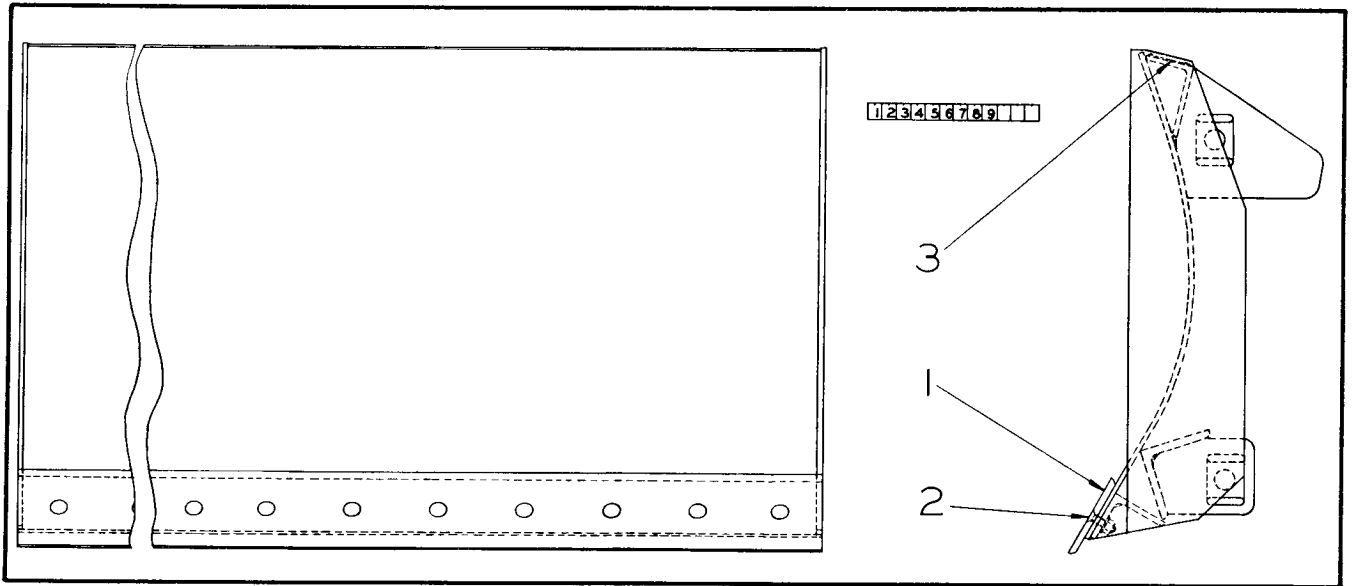


PLATE 825 – TRACTODOZER MOLDBOARD ASSEMBLY

ITEM	PART NUMBER	QTY.	PART NAME
-	----	-	TRACTODOZER Moldboard Assy., Complete (Machinery Item - see your Allis-Chalmers Dealer)
1	1683	1	Cutting Edge
2	1432	16	Plow Bolt, 5/8" – 11 NC x 2", Ctsk. Hd.
	904209	16	Lockwasher, 5/8" ASA Med.
	911029	16	Hex Nut, 5/8" – 11 NC
3	1544	1	Name Plate
	918633	4	Rivet, 3/16" x 13/32" (Not Shown)

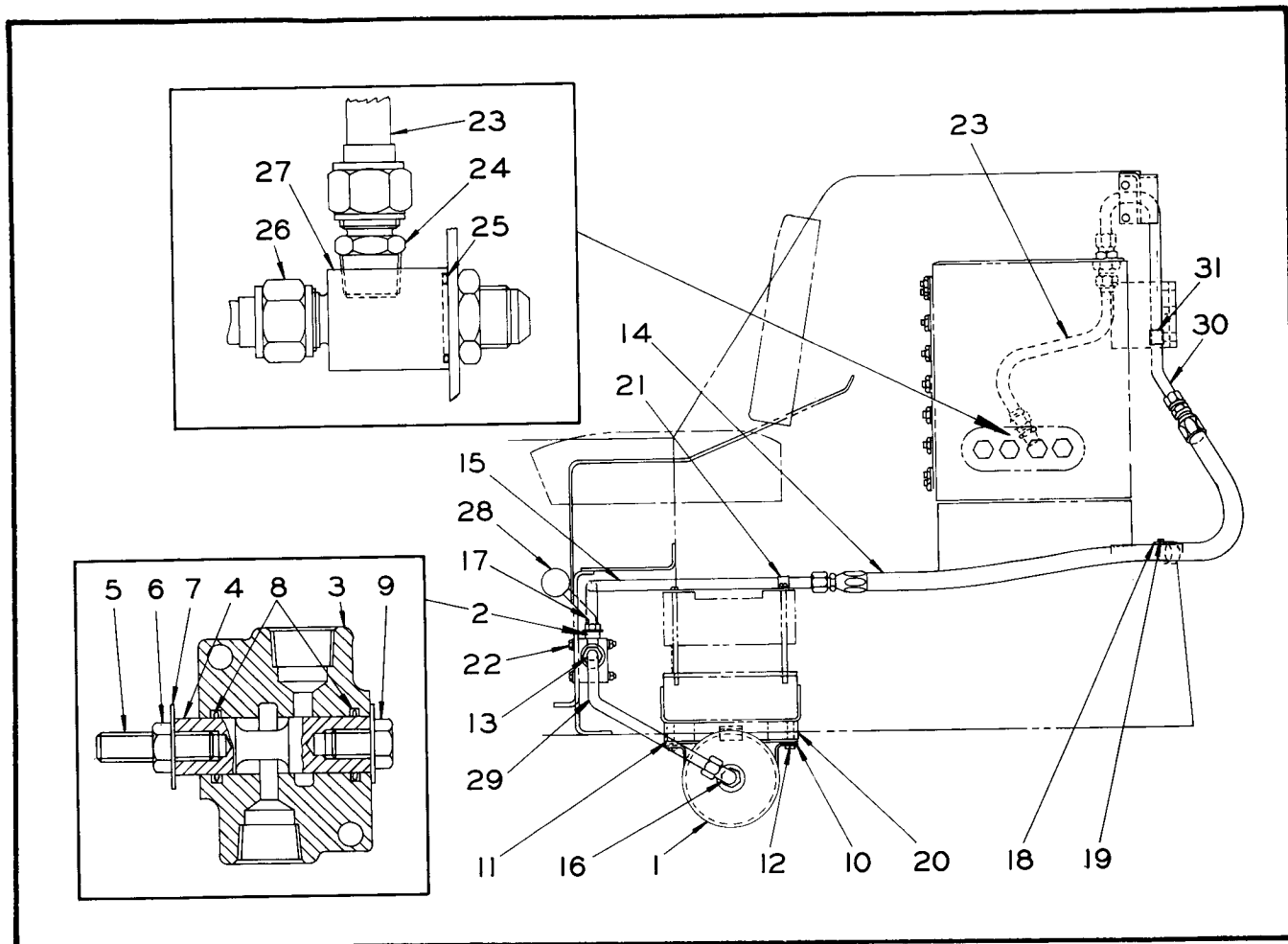


PLATE 990 - ACCUMULATOR KIT

ITEM	PART NUMBER	QTY.	PART NAME	NOTE
-	----	1	Accumulator Kit, complete (Machinery item, see your Allis-Chalmers dealer)	
1	24088	1	Accumulator Assy. (Serviced as assembly only)	(Accumulator Charge should read 400 ± 25 P.S.I.)
2	27596	1	Selector Valve Assy. (Includes Items #3 thru #9)	
3	----	1	Valve Housing	(Not serviced separately)
4	----	1	Plunger	
5	23433	1	Stud	
6	911043	1	Hex Jam Nut, 1/2" - 20 NF	
7	910244	2	Plain Washer, 1/2" SAE	
8	23434	2	Seal Ring	
9	916419	1	Capscrew, 1/2" - 20 NF x 3/4"	
10	24089	1	Strap	
11	24087	1	Bracket	
12	913105	4	Capscrew, 1/2" - 20 NF x 1-1/2"	
	904208	4	Lockwasher, 1/2" ASA Med.	

(Continued)

ACCUMULATOR KIT - CONTINUED

(See Plate 990)

ITEM	PART NUMBER	QTY.	PART NAME	NOTE
13	2006	1	Adapter (Left side of selector valve)	
	2184	1	90° Elbow (Right side of selector valve)	
14	27959	1	Hose Assy. (Includes one Hose and 2--3587)	
	1550-38	1	Hose (Bare Length) See note - page 126	
	3587	2	Flare Sub-Assy.	
15	27956	1	Tube Assy.	
16	16939	1	Seal Ring	
	16937	1	90° Elbow	
17	27957	1	Stud	
18	1437	1	Clamp	
19	915809	1	Capscrew, 5/16" - 18 NC x 3/4"	
	904205	1	Lockwasher, 5/16" ASA Med.	
	911986	1	Plain Washer, 5/16" SAE	
20	14753	2	Tapped Block	
21	16304	1	Clamp	
22	916385	2	Capscrew, 3/8" - 24 NF x 2"	
	904206	2	Lockwasher, 3/8" ASA Med.	
	911423	2	Plain Washer, 3/8" SAE	
	913528	2	Lock Nut, 3/8" - 24 NF	
23	21828	1	Tube Assy.	
24	2006	1	Adapter	
25	3909	2	Seal Ring	
26	21830	1	Tube Assy.	
27	20377	1	Bulkhead Tee	
28	19707	1	Knob	
29	27958	1	Tube Assy.	
30	27960	1	Tube Assy.	
31	23535	1	Clamp	

HEATER AND DEFROSTER GROUP

(See Plate 1008)

ITEM	PART NUMBER	QTY.	PART NAME	NOTE
1	28466	1	Floor Plate Weld Assy., rear	
2	24875	2	Bracket	
3	916225	4	Capscrew, 3/8" - 24 NF x 1"	
	904203	4	Lockwasher, 3/8" ASA Med.	
	911041	4	Hex Nut, 3/8" - 24 NF	
4	25463	1	Heater Assy., 12 volt	
5	915406	4	Capscrew, 1/4" - 20 NC x 3/4"	
	911114	4	Washer, 1/4" SAE	
	904204	4	Lockwasher, 1/4" ASA Med.	
6	25496	1	Adapter	
7	21438	1	Hose, 1-3/4" dia. x 35"	
	13857	2	Hose Clamp	
8	22355	1	Diffuser Assy. (Includes parts as listed in Item #8)	
	900575	1	Machine Screw, 1/4" - 20 NC x 5/8", rd. hd.	
	904208	1	Lockwasher, 1/4" ASA Med.	
	911114	1	Plain Washer, 1/4" SAE	
	910880	1	Hex Nut, 1/4" - 20 NF	
9	916284	2	Capscrew, 1/4" - 20 NC x 1/2"	
	904204	2	Lockwasher, 1/4" ASA Med.	
	910880	2	Hex Nut, 1/4" - 20 NC	
10	22356	1	Grommet	
11	19318	1	Switch, 12 volt	
12	20738	1	Wire Assy. (Includes two terminals and two sleeves)	
13	24874	1	Wire Assy. (Includes one each terminal, sleeve and connector)	
14	23548	1	Fuse, 9 amp	
15	13712	1	Male Line Connector Assy.	
16	22351	1	Clamp	
17	901491	2	Nipple, 3/8" NPT x 2"	
18	901678	2	Elbow, 90°, 3/8" NPT	
19	1392	2	Nipple, 3/8" NPT	
20	25530	1	Hose, 1-1/8" O.D. x 90"	
	10411	2	Hose Clamp	

(Continued)

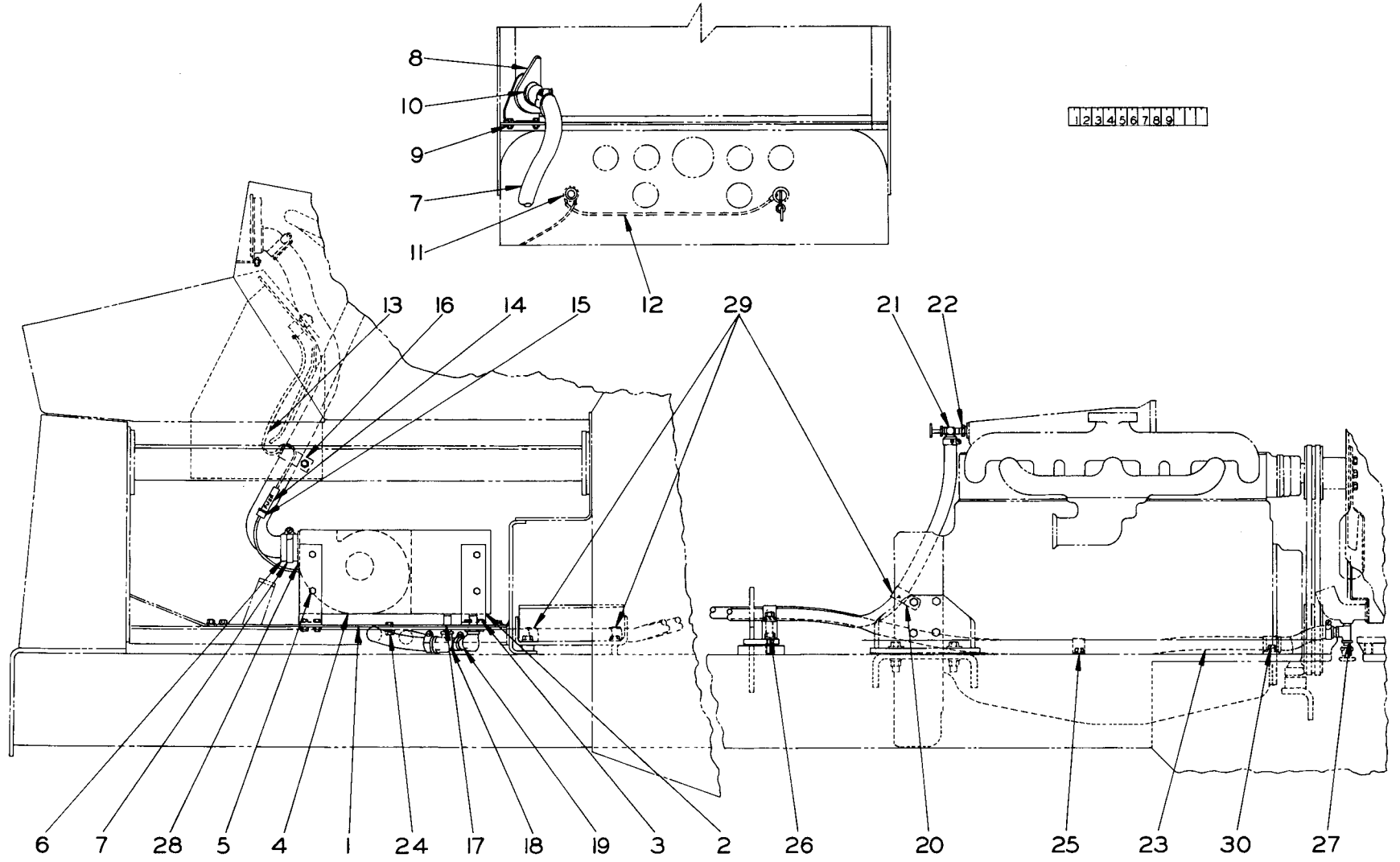


PLATE 1008 - HEATER AND DEFROSTER GROUP

HEATER AND DEFROSTER GROUP – CONTINUED

(See Plate 1008)

ITEM	PART NUMBER	QTY.	PART NAME	NOTE
21	9722	1	Valve	
22	901835	1	Reducing Bushing, 1/2" NPT x 3/8" NPT	
23	25529	1	Hose, 1-1/8" O.D. x 118"	
	10411	2	Hose Clamp	
24	11411	2	Clamp	
	916381	2	Capscrew, 3/8" – 24 NF x 3/4"	
	904206	2	Lockwasher, 3/8" ASA Med.	
	911041	2	Hex Nut, 3/8" – 24 NF	
25	11411	1	Clamp	
	916381	1	Capscrew, 3/8" – 24 NF x 3/4"	
	904206	1	Lockwasher, 3/8" ASA Med.	
26	915790	1	Capscrew, 5/8" – 18 NF x 3"	
	19784	2	Clamp	
	9630	1	Boss	
27	913257	1	Tee, service, 3/8" NPT	
	1392	1	Nipple, 3/8" NPT	
28	27908	1	Plug Button	
29	13907	3	Clamp (See Electrical System and Transmission Group for fasteners)	
30	11411	1	Clamp (See Item #18, page 119 for fasteners)	

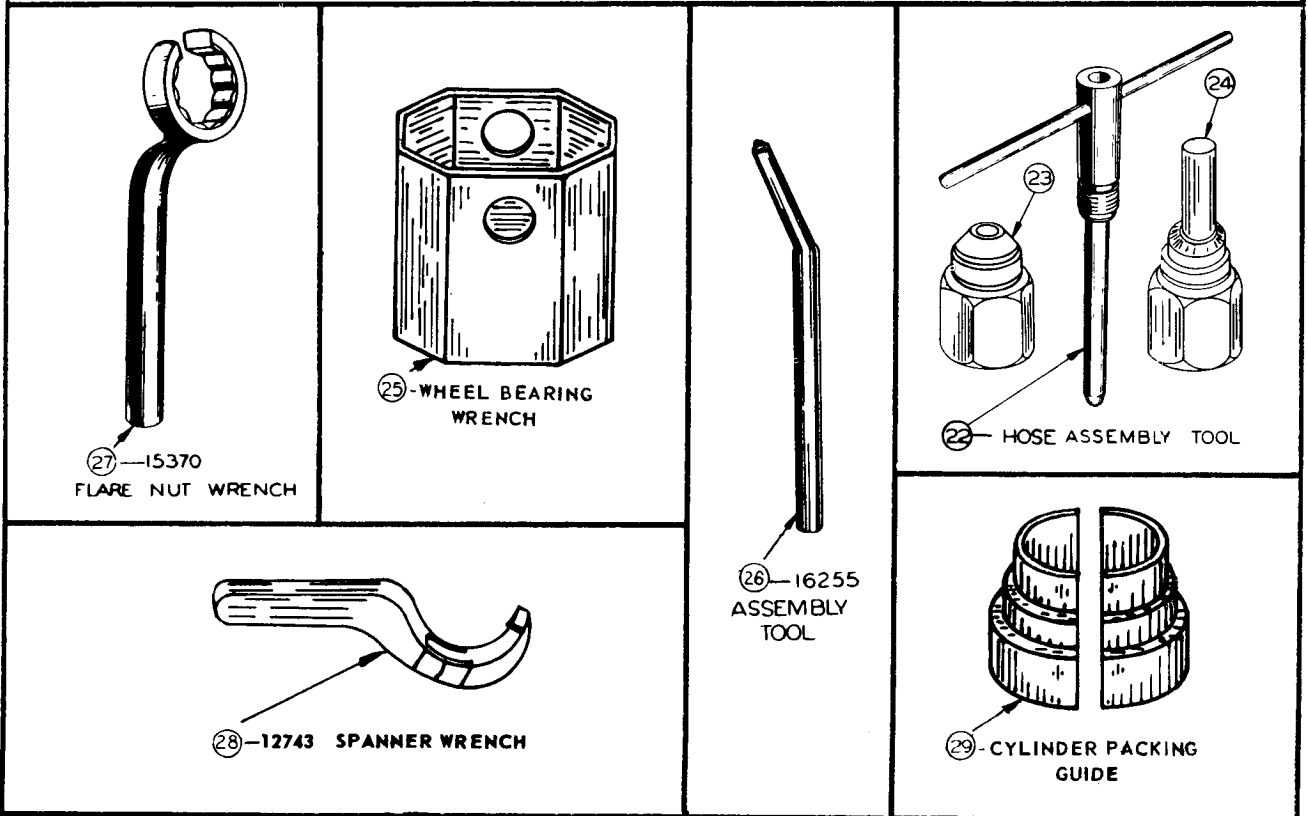
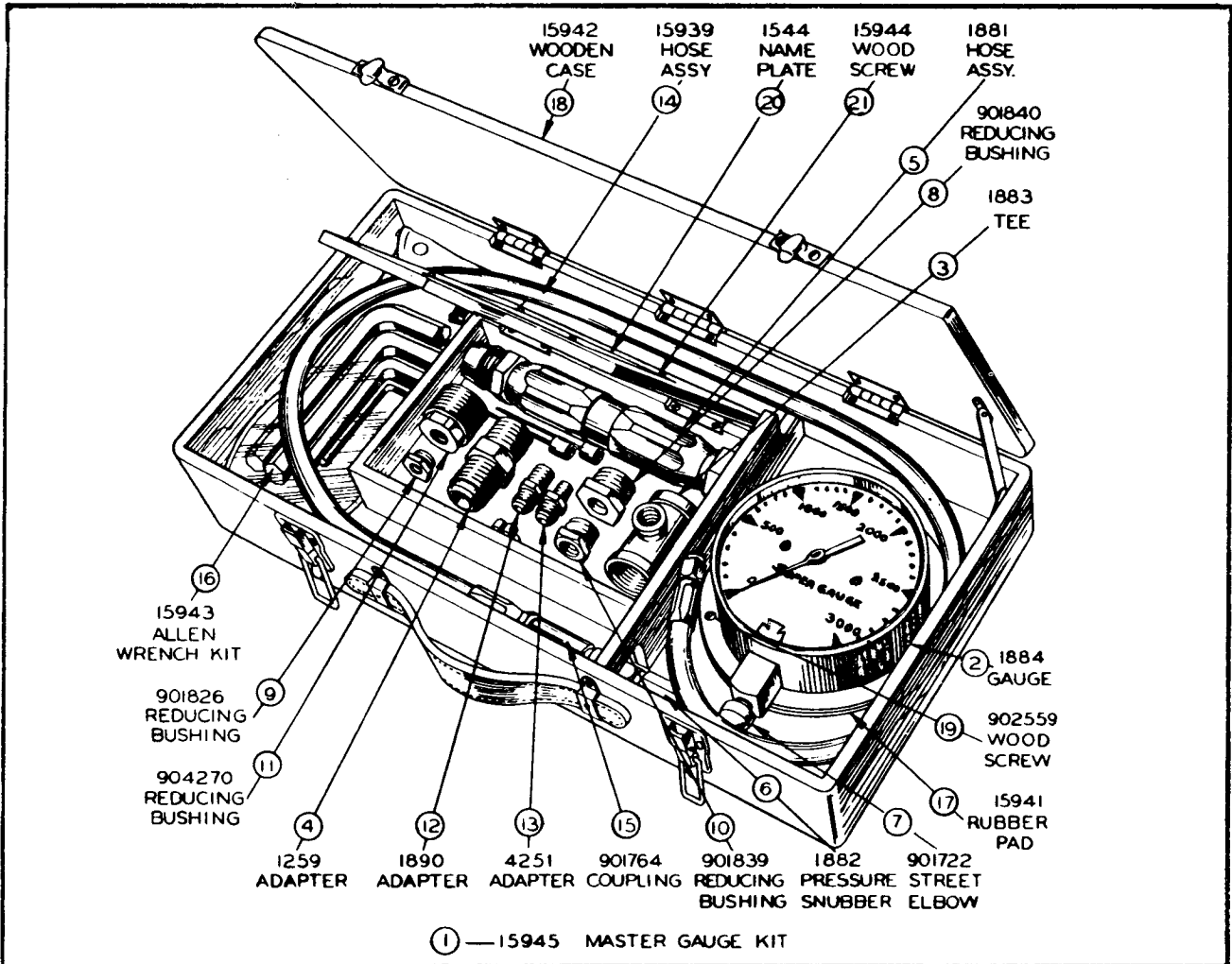


PLATE 922 - SPECIAL TOOLS

SPECIAL TOOLS

(See Plate 922)

ITEM	PART NUMBER	QTY.	PART NAME	NOTE
1	15945	1	Gauge Kit (Includes Items #2 thru #21)	
2	1884	1	Pressure Gauge, 3000 psi	
3	1883	1	Tee, 3/4" x 3/4" x 1/4"	
4	1259	1	Adapter, 3/4" x 3/4"	
5	1881	1	Hose Assy. (Includes 1--1260, one hose and 1--1261)	
	1260	1	Swivel Nut Sub-Assy.	
	1550-4	1	Hose (Bare Length) See note - page 126	
	1261	1	Male Sub-Assy., 3/4"	
6	1882	1	Pressure Snubber (Includes two pistons)	
7	901722	1	90° Elbow, street, 1/4"	
8	901840	1	Reducing Bushing, 3/4" x 1/4" C.I., hex hd.	
9	901826	1	Reducing Bushing, 3/8" x 1/4" C.I., hex hd.	
10	901839	1	Reducing Bushing, 1/2" x 1/4" C.I., hex hd.	
11	904270	1	Reducing Bushing, 1" x 1/4" C.I., hex hd.	
12	1890	1	Adapter, 3/8" pipe thread	
13	4251	1	Adapter, 1/4" pipe thread	
14	15939	1	Hose Assy. (Includes 1--1888, 1--1889 and one hose)	
	1888	1	Male Sub-Assy., 1/4" pipe thread	
	1889	1	Swivel Nut Sub-Assy., 1/2" - 20 NF	
	1891-43	1	Hose (Bare Length) See note - page 126	
15	901764	1	Coupling, 1/4", steel	
16	15943	1	Allen Wrench Kit, 1/8", 1/4", 3/8", 1/2", 9/16" (Only as set)	
17	15941	1	Rubber Pad, 1/8" thick, 6" diam.	
18	15942	1	Wooden Case, 3-1/4" x 10-5/8" x 19-1/2"	
19	902559	3	Wood Screw, #6 x 1/2", rd. hd.	
20	1544	1	Name Plate	
21	15944	4	Wood Screw, #8 x 3/8", rd. hd.	
<u>HOSE TOOLS</u>				
22	1577	1	Assembly Tool, 3/4" (For single wire braid hose)	
23	8004	1	Assembly Tool, 3/4" (For double wire braid hose)	
24	4237	-	Assembly Tool, 5/8" (For single wire braid hose)	
<u>WHEEL BEARING TOOL</u>				
25	25301	1	Wheel Bearing Wrench	
<u>TOOTH TOOL</u>				
26	16255	1	Assembly Tool	
<u>TUBE AND CYLINDER SERVICE TOOLS</u>				
27	15370	1	Flare Nut Wrench, 1-1/4"	
28	12743	1	Spanner Wrench	
<u>CYLINDER PACKING GUIDE TOOL</u>				
29	----	1	Cyl. Packing Guide (2 piece) For 4-1/2" cyl. (OTC #AC-537)	See
	----	1	Cyl. Packing Guide (2 piece) For 5" cyl. (OTC #AC-538)	Note
NOTE: Order from your Owatonna Tool Distributor.				

ASSEMBLIES OR PACKAGED PARTS

ASSEMBLY OR PACKAGE NO.	DESCRIPTION
7110	Cylinder Repair Kit (Wheel Cyl.) Steering Axle 2 7105 Boot 2 7107 Cup
13195	Repair Kit, Cylinder 1 1085 Lockwire 1 1088 Oil Seal Wiper 1 1472 Piston Packing Set 1 1481 Bearing Ring 1 3003 Seal Ring 1 4989 Packing Gland Bearing 1 7015 Rod Packing Set 4 7904 Capscrew 1 16306 Back-Up Ring
13939	Repair Kit (Master Cylinder) 1 14304 Check Valve 1 14310 Cup, primary piston 1 14311 Piston Assy. 1 14314 Lockwire 1 14315 Boot
19675	Repair Kit, Cylinder 1 13392 Bearing Ring, lower piston 1 13377 Piston Packing Set 1 17249 Rod Packing Set 1 1532 Adapter Ring, female 1 16601 Bearing, packing gland 1 13389 Seal Ring 1 13388 Back-Up Ring 1 1538 Oil Seal Wiper 4 7904 Capscrew 2 1085 Lockwire
19695	Element Kit (Hyd. Tank) 2 16282 Gasket 1 - - - - Filter Element 1 - - - - Tank Breather Element
24159	Ball Socket Kit (Power Steering Cyl.) 1 24151 Adjusting Plug 1 916242 Cotter Pin 1 24152 Spring 1 24153 Spring Seat 1 19986 Ball Stud 1 24154 Bearing 1 19987 Dust Cover 2 900808 Cotter Pin

(Continued)

ASSEMBLIES OR PACKAGED PARTS - CONTINUED

ASSEMBLY OR PACKAGE NO.	DESCRIPTION
24160	Ball Stud Kit (Power Steering Cyl.) 1 24156 Clamp 1 901173 Machine Screw 1 904203 Lockwasher 1 901310 Hex Nut 1 24158 Dust Cover 2 19997 Seat 1 19993 Ball Stud 1 19998 Spring 1 900808 Cotter Pin
24603	Shim Kit (Bearing cage cup and cone) 1 24605 Shim (.219" thick) 1 24606 Shim (.220" thick) 1 24607 Shim (.221" thick) 1 24608 Shim (.222" thick) 1 24609 Shim (.223" thick) 1 24610 Shim (.224" thick)
24611	Shim Kit (Bearing cage cup and cone) 1 24612 Shim (.230" thick) 1 24613 Shim (.236" thick) 1 24614 Shim (.242" thick) 1 24615 Shim (.248" thick) 1 24616 Shim (.254" thick)
24625	Shim Kit (Pinion Bearing Cage Assy.) 1 24624 Shim (.003" thick) 1 24626 Shim (.005" thick) 1 24627 Shim (.010" thick)
25218	Valve Seal Ring Kit (Power Steering Cyl.) 2 3909 Seal Ring 2 25047 Oil Seal 2 25045 Retainer (Bushing) 1 16812 Seal Ring 2 20029 Seal Ring
25609	Cylinder Seal Kit (Power Steering Cyl.) 1 25604 Seal 1 25605 Washer 1 25606 Dust Seal 1 25607 Washer 1 25608 Retaining Ring
28153	Brake Lining Kit (Front Axle) 4 28108 Lining 56 24753 Rivet
28861	Brake Lining Kit 4 ---- Lining (Not Serviced Separately) 56 24753 Rivet

ASSEMBLIES OR PACKAGED PARTS

ASSEMBLY OR PACKAGE NO.	DESCRIPTION
4508989	Piston Ring Set (For 1 Piston) 1 4507712 Ring, piston, top 2 4507713 Ring, piston, 2nd & 3rd 2 4510807 Ring, piston, 4th & 5th
4508990	Sleeve Kit (For 1 Cylinder) 1 4510817 Sleeve, cylinder 2 4500706 Ring, packing 1 4507712 Ring, piston, top 2 4507713 Ring, piston, 2nd & 3rd 2 4510807 Ring, piston, 4th & 5th 1 4507704 Piston 1 4507710 Pin, piston 2 4002204 Retainer, piston pin
4509689	Water Pump Repair Kit 1 4508755 Impeller 1 4507091 Seal Assy. 1 4506689 Gasket, cover 1 4507086 Bearing Assy. 1 4507090 Wire, snap
4511760	Gasket Kit, intermediate 1 4003813 Gasket (Not used - discard) 1 4113897 Gasket (Not used - discard) 1 4500127 Gasket, cylinder front plate 1 4500187 Gasket, gear cover 1 4500277 Gasket, adapter 1 4501434 Gasket, governor 1 4508941 Gasket, oil line flange 1 4511360 Gasket, filter base to block
4512020	Gasket Kit, cylinder head 1 4512221 Gasket, cylinder head 1 4500194 Gasket, cylinder head cover 2 4105451 Gasket, cylinder head cover nut 1 4501412 Gasket, intake & exhaust manifold 1 4506691 Gasket, water pump to head 1 4501161 Gasket, cylinder head W.O. (Front) 1 4501162 Gasket, cylinder head W.O. (Rear) 1 4505449 Gasket, cylinder head W.O. (Center) 1 4500291 Gasket, water inlet pipe 1 4300145 Gasket, thermostat 1 4001645 Gasket, water outlet pipe

NUMERICAL INDEX

PART NUMBER	PAGE	PART NUMBER	PAGE	PART NUMBER	PAGE	PART NUMBER	PAGE
1066	121	1719	133	3883	90	6575	89
1076	55	1721	133	3884	90	6576	89
1085	6,9,53 121,123	1881	149	3885	90	6577	89
		1882	149	3886	90	6578	89
1088	123	1883	149	3896	90	6579	89
1090	12	1884	149	3901	90	6580	89
1131	126	1888	149	3904	90	6581	89
1171	59,135	1889	149	3909	94,127 133,144	6582	89
1224	43	1890	149	3911	133,144	6583	89
1259	149	1891	149	4237	149	6584	89
1260	149	1916	79	4251	149	6585	89
1261	149	2006	45,126 144	4395	140	6586	89
1315	123			4419	141	6587	89
1316	123	2196	44	4420	141	6589	90
1348	97	2227	127	4503	125	6590	89
1392	145,147	2529	82,105	4704	131	6592	89
1432	142		106	4830	141	6597	89
1437	144	2532	116	4989	123	6598	89
		2629	141	4990	123	6599	89
		2633	133	5017	90	6600	89
1460	123	2685	84	5023	90	6601	89
1461	123	2686	84	5024	90	6613	89
1468	123	2701	95,106	5026	90	6614	89
1469	123		108	5097	85	6622	107
1472	123	2704	95,108	5219	91	6653	97
1479	123	2706	106	5220	91	6654	97
1481	123	2737	83,108	5221	91	6655	97
1498	123	2766	45,131	5223	91	6656	97
1532	121	2767	45,131	5275	101	6657	97
1534	121	2768	45,131	5276	101	6658	97
1538	121	3003	123,139	5382	87	6659	97
1544	141,142 140	3004	139	5629	43	6673	97
		3010	139	5832	125	6703	107
1550	144,149	3079	107	5895	79	6704	107
1565	135	3161	123	5896	79	6710	137
1577	149	3458	141	5955	135	6715	137
1582	126	3508	141	5957	135	6769	84,108
1620	127	3530	95	6213	57,98	6780	29
1621	91,115 141	3587	144	6240	52,139	6797	81,82
		3627	131	6287	99	6799	81,82
1622	111,116 141	3691	139	6389	61	6810	39,53
		3692	137	6479	105	6816	87
1625	111	3850	89	6573	89	6899	78
1683	142	3878	99	6574	89	6991	83
1717	133	3882	90				

NUMERICAL INDEX - CONTINUED

PART NUMBER	PAGE	PART NUMBER	PAGE	PART NUMBER	PAGE	PART NUMBER	PAGE
7008	39,45,119	7721	47	10857	133	13602	44,45
7015	123	7722	48,139	10879	55	13710	61
7104	82	7782	61,71	10881	125	13712	145
7105	82	7818	81	11199	55	13806	63
7106	82	7821	60	11243	131	13807	63
7107	82	7824	60	11265	125	13808	63
7108	82	7832	60	11411	41,147	13810	63
7109	82	7904	121,123	11412	125	13811	63
7133	77,78	8004	149	11457	98,119	13847	130
7135	77,78	8046	104	11534	125	13848	130
7145	69	8065	59	11632	45,97	13850	130
7152	72	8130	113		105,125	13852	130
7176	69	8138	48,52,53 63,65	11708	137	13857	44,145
7178	41,44,98	8170	55	11711	137	13862	6
7184	61	8304	41,137	11823	52	13886	79
7185	61	9300	39,43,125	11844	55	13907	147
7187	60,61	9574	137	11860	95	13909	59,135
7188	61	9582	137	12142	59,61	13937	79
7190	61	9630	147	12143	61	13938	79
7193	59	9722	147	12158	75	13940	79
7194	61	9981	106	12460	41	13941	79
7198	39			12488	81	13943	79,81,82
7380	41,67,137	10090	51	12490	81		84
7381	41,53,137	10091	51	12545	125	13944	79
7382	52	10093	43	12612	81	14042	81
7389	52	10094	43	12649	81	14043	81
7462	52	10096	43	12680	51,139	14044	81
7463	52	10158	19,43,52 57,127	12743	147	14045	81
7469	52			12757	55	14046	81
7471	52	10159	19,43,52 127	13046	75	14226	29
7472	52			13072	128,130 131,135	14309	79
7474	52	10169	52			14310	79
7479	51	10171	52	13372	121	14311	79
7480	51	10172	52	13373	121	14312	79
7485	51	10173	52	13374	121	14314	79
7493	51	10241	90	13375	121	14315	79
7494	51	10242	90	13376	121	14456	74
7498	53	10411	41,44,45 87,125	13377	121	14494	73
7501	48,52		145,147	13386	123	14503	74
7502	47,52	10443	41,137	13388	121	14536	82
7528	125	10460	75	13389	121	14537	82
7543	44	10478	119	13390	121	14549	29
7564	47	10489	91	13391	121	14577	75
7565	52	10542	137	13392	121	14578	75
7711	71,82	10653	130	13565	45	14579	75

NUMERICAL INDEX - CONTINUED

PART NUMBER	PAGE	PART NUMBER	PAGE	PART NUMBER	PAGE	PART NUMBER	PAGE
14580	74	16301	123	17654	31	19718	140
14581	74	16304	144	17781	99	19733	140
14584	74	16322	130	17821	105	19761	87
14602	75	16347	127	17913	141	19784	147
14716	104,105	16392	130	18145	59	19807	75
14753	144	16394	127	18164	45	19826	55
14866	87	16395	130	18435	53	19945	123
14867	87	16396	130	18571	41	19977	127
14868	87	16398	130	18587	101	19986	93
14869	87	16399	131	18588	101	19987	93
14873	84	16403	131	18591	101	19989	93
14986	140	16404	130	18592	101	19993	93
14988	140	16405	121	18605	62	19997	93
14989	140	16477	126	18606	62	19998	93
15050	137	16496	101	18607	62	20002	93
15056	137	16601	121	18608	62	20003	93
15370	149	16812	81,94,127	18609	62	20017	93
15428	39	16818	91	18610	62	20029	94
15495	106	16823	91	18612	139	20031	94
15533	81	16863	125	18613	82	20032	94
15599	101	16911	133	18626	99,106	20114	111
15624	90	16912	133	18627	106	20131	111
15625	90	16923	133	18628	105	20293	99,106
15628	139	16925	133	18630	105	20377	144
15812	44	16926	133	18636	101	20394	130
15939	149	16927	133	18637	105	20410	79
15941	149	16928	133	18638	105	20426	130
15942	149	16929	135	18639	105,107	20433	130
15943	149	16931	135	18640	105	20438	127
15944	149	16932	133	18643	107	20443	130
15945	149	16937	144	18644	101	20444	130
16069	130	16939	144	18647	106	20446	79
16070	127	16961	106	18648	106	20447	130
16073	83	16988	41	18651	107	20448	130
16074	83	17048	106,107	18662	105	20457	131
16078	130	17076	91	18663	105	20458	131
16079	131	17085	135	19104	59	20476	98
16080	130	17086	135	19107	106	20506	127
16093	127	17118	135	19109	106	20521	127
16100	127	17119	135	19318	145	20527	43
16255	149	17120	135	19598	127	20563	126
16277	127	17249	121	19683	127,130	20579	97
16278	127	17499	121		131,135	20580	97
16281	127	17550	81	19707	144	20591	83
16282	130	17556	75	19717	140	20670	105

NUMERICAL INDEX - CONTINUED

PART NUMBER	PAGE	PART NUMBER	PAGE	PART NUMBER	PAGE	PART NUMBER	PAGE
20672	104	21566	126	22104	43	22630	123
20734	104	21584	113,119	22107	68	22631	123
20738	105,145	21587	58	22108	68,71	22632	123
20739	105	21605	127	22116	72	22636	123
20771	106	21607	125	22118	72	22637	123
20794	101	21611	55	22121	72	22643	111
20813	75	21613	119	22139	98	22644	111
20822	116	21615	123	22186	140	22655	113
20839	135	21657	29	22187	140	22656	113
20876	135	21664	29	22193	52	22679	98
20947	104	21693	55	22231	113	22680	98
20955	125	21696	29	22262	76,78	22681	98
20966	85	21718	58	22277	82	22683	87
20984	135	21719	109	22305	74	22685	41
20979	87	21737	137	22314	67	22691	87
20988	135	21815	113	22351	101,145	22695	98
21004	57	21816	113	22355	145	22696	98
21006	57	21817	113	22356	145	22699	98
21058	57	21828	144	22362	41	22812	98
21130	57	21830	144	22412	55	22815	98
21143	57	21833	75	22475	108	22819	115
21168	57	21840	75	22476	108	22864	115
21169	57	21849	105	22493	95	22865	111
21170	57	21851	44	22494	95	22874	127
21267	95,126	21866	65	22494	95	22877	127
21269	95	21920	83	22495	95	22879	104
21288	81	21921	83	22496	95	22880	104
21293	87	21922	83	22497	95	22882	116
21322	105	21923	83	22498	95	22883	104
21331	107	21924	83	22499	95	22893	113
21333	107	21925	83	22500	95	22900	141
21360	29	21926	83	22540	109	22900	141
21383	119	21927	83	22582	55	22918	106
21438	145	21928	83	22594	111	22919	106
21457	57	21929	83	22596	111	22926	116
21458	55,56	21942	44	22597	111	22954	91
21485	97	21943	44	22598	111	22961	55
21500	57	21944	43	22601	111	22968	79
21501	57	21944	44	22602	111	22998	45
21516	82	21948	44	22603	111	23001	89
21520	55	21950	41	22604	111	23024	106
21530	42	22047	71	22605	111	23027	113
21531	55	22049	68	22615	111	22030	113
21532	55	22054	68	22617	111	23033	113
21533	58	22076	72	22627	121	23094	83
						23098	113

NUMERICAL INDEX - CONTINUED

PART NUMBER	PAGE	PART NUMBER	PAGE	PART NUMBER	PAGE	PART NUMBER	PAGE
23102	135	23464	51	23942	57	24319	141
23103	99,108	23465	51	23943	57	24367	43
23135	119	23466	53,65	23944	57	24368	43
23155	119	23483	115	23945	57	24385	111
23166	119	23516	101	23993	90	24386	111
23167	119	23535	144	23994	90	24433	115
23168	119	23548	145	24001	135	24437	107
23182	90	23594	61	24002	135	24438	107
23188	87	23595	61	24006	125	24440	107
23189	91	23596	53,65	24007	105	24441	107
23192	41	23597	51	24011	48	24497	41
23196	67	23598	51	24025	55,57	24499	41
23197	67	23601	51	24048	31	24503	45
23214	126	23602	61	24051	95	24505	65
23217	126	23615	81	24053	95	24506	65
23218	126	23632	48	24061	43	24508	65
23259	87	23633	52	24066	127	24514	63
23265	81	23634	52	24067	95	24515	65
23266	83	23635	52	24068	95	24516	65
23289	95	23637	45	24077	48	24517	63
23307	20	23646	107	24078	125,143	24552	30
23319	20	23647	107	24079	99	24554	30
23334	62,84	23668	125	24088	143	24555	30
23353	119	23669	125	24089	143	24584	67
23354	119	23681	104	24112	83	24585	67
23355	119	23709	126	24120	85	24586	67
23359	39,119	23771	115	24123	95	24587	67
23362	137	23774	90	24129	81	24588	67
23414	104	23775	90	24131	83	24589	67
23433	143	23790	55	24148	81	24590	67
23434	143	23808	6	24151	93	24591	67
23448	51	23809	98	24152	93	24592	67
23450	97	23823	48	24153	93	24593	67
23451	51	23846	90	24154	93	24594	67
23452	51	23847	57	24156	93	24595	67
23453	51	23848	57	24158	93	24596	67
23454	51	23850	57	24171	104	24597	67
23455	51	23879	75	24181	111	24599	67
23456	51	23899	83	24182	111	24600	67
23457	51	23926	90	24231	119	24601	67,68
23458	53	23927	90	24244	109	24602	67
23459	53	23928	90	24261	30	24604	68
23460	51,65	23929	90	24262	47	24605	68
23461	52	23933	140	24317	141	24606	68
23463	51	23941	57			24607	68

NUMERICAL INDEX - CONTINUED

PART NUMBER	PAGE	PART NUMBER	PAGE	PART NUMBER	PAGE	PART NUMBER	PAGE
24608	68	24674	71	24726	74	25024	139
24609	68	24675	71	24727	74	25026	139
24610	68	24676	71	24728	74	25027	139
24612	68	24677	71	24729	74	25028	139
24613	68	24678	71	24730	74	25029	139
24614	68	24679	71	24731	74	25029	139
24615	68	24680	71	24732	74	25030	139
24616	68	24681	72	24733	75	25031	139
24619	68	24682	72	24734	75	25032	139
24620	68	24683	72	24749	78	25035	94
24621	65,68	24684	72	24750	76,78	25036	94
24622	68	24685	72	24753	76,78	25037	94
24623	68	24686	72	24754	78	25038	94
24624	68	24687	72	24763	78	25039	94
24626	68	24690	72	24764	77,78	25040	94
24627	68	24691	72	24765	77,78	25044	94
24628	73	24692	72	24767	77,78	25045	94
24631	68	24693	72	24769	76	25047	94
24632	68	24694	73	24771	78,81	25048	94
24633	69	24695	73	24781	77,78	25219	55
24636	69	24697	73	24782	76,78	25235	78
24637	69	24698	73	24834	41,137	25295	39
24638	69	24699	73	24874	145	25301	149
24639	69	24700	73	24875	145	25322	83
24639	69	24701	73	24887	69	25339	9
24641	69,72	24702	73	24888	69	25360	31
24642	69,72	24703	73,74	24892	72	25378	91
24643	72	24704	73	24902	45	25379	91
24644	71	24705	73	24903	39,119	25385	55
24645	71	24706	73	24936	95	25412	55
24646	71	24707	73	24937	97	25425	57
24647	71	24708	73	24965	95	25444	53
24648	71	24710	73	25001	139	25446	44
24650	71	24711	73	25003	87	25447	43
24651	71	24712	73	25004	139	25448	44
24652	71	24713	73	25006	139	25459	57
24653	71	24714	74	25007	139	25463	145
24654	71	24716	74	25008	139	25496	145
24656	71	24717	74	25009	139	25501	115
24657	71	24718	74	25011	139	25513	19
24658	71	24719	74	25018	139	25529	147
24660	71	24722	74	25019	139	25530	145
24671	71	24723	74	25020	139	25549	51
24672	71	24724	74	25021	139	25553	101
24673	71	24725	74	25022	139	25554	51

NUMERICAL INDEX - CONTINUED

PART NUMBER	PAGE	PART NUMBER	PAGE	PART NUMBER	PAGE	PART NUMBER	PAGE
25604	94	26392	59	27276	85	27731	47
25605	94	26393	59	27333	85	27733	47
25606	94	26393	59	27336	60	27734	47
25607	94	26400	59	27396	133	27735	47
25608	94	26401	59	27397	133	27736	47
25611	93	26405	59	27398	133	27737	47
25612	93	26406	59	27399	133	27738	47
25613	93	26425	74	27404	133	27739	47
25630	104	26426	74	27405	133	27740	47
25631	97	26427	74	27406	133	27741	47
25637	43	26432	107	27407	133	27742	47
25659	63	26659	29	27408	133	27743	47
25692	104	26661	116	27409	133	27746	47
25639	105	26664	29	27410	133	27747	47
25693	53,65	26683	59	27411	133	27749	48
25723	104	26684	61	27412	133	27750	48
25841	29	26768	115	27413	133	27751	48
25850	43	26769	113	27414	133	27753	48
25899	43	26784	140	27419	39	27754	48
25920	43	26810	97,115	27442	60	27755	48
25929	44	26819	98	27443	60	27756	48
25930	57	26937	116	27447	60	27764	6
25931	44	26967	131	27452	60	27766	39
25954	121	26983	131	27456	104	27806	48,63
25955	121	26985	131	27485	35	27809	59
25956	121	26986	131	27512	59	27819	60
25957	121	26988	131	27579	59	27868	60
26003	109	26989	131	27611	77	27878	82
26010	104	26994	29	27629	72	27879	82
26011	34	26902	29	27634	67	27908	147
26017	20	26729	29	27709	48	27949	63
26020	9	27003	30	27710	48	27956	144
26026	55	27004	30	27712	48	27957	144
26068	72	27005	30	27713	48	27958	144
26082	20	27007	140	27714	47	27959	144
26106	97	27023	131	27715	47	27960	144
26117	101	27024	131	27716	47	27976	63
26171	30	27059	135	27717	47	27977	63
26172	31	27083	44	27718	47	27980	63
26206	6	27084	44	27720	48	27981	63
26289	43	27106	104	27721	48	27982	41
26347	133	27107	104	27724	47	27983	41
26356	45	27108	104	27725	47	27987	113
26363	53	27109	105	27727	47	27989	113
26372	59	27275	85	27729	48	27990	113

NUMERICAL INDEX - CONTINUED

PART NUMBER	PAGE	PART NUMBER	PAGE	PART NUMBER	PAGE	PART NUMBER	PAGE
27993	113	28784	94	4001152	10	4045813	23
27994	63	28793	137	4001304	15	4046727	35
27995	45	28794	137	4001645	24,32,38	4046789	37
28001	45	28795	137	4002204	11	4046803	38
28002	60	28798	60	4003040	13	4046824	37
28006	45	28815	15	4003813	8	4046828	37
28007	45	28816	94	4004054	10	4046832	38
28008	63	28817	94	4004755	25	4047133	37
28009	111	28819	94	4041303	24	4047135	37
28047	72	28820	94	4041371	23	4047365	27
28085	69	28859	78	4041689	24	4047366	27
28089	76	28860	78	4041737	37	4047367	26
28093	72	28878	119	4041791	23	4047368	26
28095	71	28979	137	4041828	24	4047369	26
28096	71	29001	87	4041829	24	4047369	26
28097	76			4042660	27	4047370	26
28098	76			4042661	27	4047371	27
28099	77			4042670	27	4047372	27
28100	76			4042686	27	4047373	27
28101	77			4042694	26	4049425	24
28102	77			4042700	26	4049795	23
28104	76			4042704	26	4049796	23
28105	77,81			4042719	27	4049797	24
28106	77			4042731	26	4049798	23
28108	76			4042760	27	4049799	24
28397	69			4042810	27	4049800	24
28398	69			4044216	24	4049801	23
28435	125			4044353	27	4049802	24
28466	98,145			4044359	27	4049804	23
28540	39			4044406	27	4049806	23
28542	130			4044493	27	4049898	23
28543	98			4044514	26	4049904	23
28565	63			4044515	27	4049905	23
28566	65			4044516	27	4050277	24
28567	63			4044517	26	4050345	24
28568	51			4044549	27	4051687	37
28573	63			4044585	26	4051689	37
28575	63			4044602	27	4051690	37
28579	41			4044608	27	4051695	37
28598	41,137			4045421	37	4051699	37
28739	139			4045429	37	4051700	37
28740	139			4045431	37	4051718	37
28743	135			4045446	38	4051727	37
28744	135			4045451	38	4051732	38
28752	91,93					4051734	38

NUMERICAL INDEX - CONTINUED

PART NUMBER	PAGE	PART NUMBER	PAGE	PART NUMBER	PAGE	PART NUMBER	PAGE
4051735	38	4500101	9	4502408	15	4507673	8
4051736	38	4500127	13	4502467	14	4507698	34
4052250	37	4500145	11	4502468	14	4507700	9
4052251	37	4500155	8	4502481	13	4507704	11
4052252	37	4500156	8	4502842	24	4507706	7
4052253	37	4500157	7	4502930	10	4507710	11
4052254	37	4500166	17	4503872	33	4507712	11
4052255	37	4500171	15	4504052	14	4507713	11
4052256	37	4500176	15	4504312	32	4507899	23
4052257	37	4500187	12	4504350	17	4507927	23
4052258	37	4500194	17	4504706	16	4507980	25
4052259	37	4500230	8	4505072	33	4507982	11
4052260	37	4500231	8	4505096	9	4508019	24
4052261	37	4500277	23	4505260	15	4508024	35
4052262	37	4500281	16	4505449	33	4508061	17
4052263	37	4500291	32	4505545	11	4508273	9
4052264	37	4500300	10	4505546	11	4508501	13
4052265	38	4500307	12	4505800	17	4508639	8
4052266	38	4500308	12	4506365	17	4508683	16
4052267	38	4500313	14	4506532	16	4508755	34
4052268	38	4500319	17,19	4506593	18	4508813	18
4052269	38	4500327	7	4506607	18	4508814	18
4052270	38	4500328	17	4506680	12	4508941	18
4052271	38	4500332	8	4506687	34	4508944	17
4052272	38	4500466	25	4506688	34	4508972	33
4052273	38	4500504	10	4506689	34	4509242	17
4052316	26	4500532	12	4506691	34	4509302	10
4052317	27	4500786	13	4506719	35	4510049	15
4052318	27	4501161	33	4506761	31	4510051	15
4105451	17	4501162	33	4506926	19	4510521	23
4116222	8	4501177	15	4506927	17	4510624	23
4117050	31	4501178	15	4506928	19	4510693	19
4120613	23	4501199	19	4506929	19	4510749	25
4250032	24	4501211	15	4506930	19	4510806	16
4251367	13	4501273	23	4507083	35	4510807	11
4251369	32,35	4501274	23	4507084	34	4510817	7
4252855	33	4501412	31	4507086	34	4510826	17
4253452	32	4501415	7	4507090	34	4510836	8
4253453	32	4501434	23	4507091	35	4510986	32
4254787	24	4501613	24	4507161	25	4510990	23
4300145	33	4501776	25	4507375	19	4511153	25
4303737	10	4501875	15	4507392	15	4511246	8
4351688	32	4502098	8	4507394	25	4511248	8
4356080	17	4502394	12	4507429	32	4511250	8
4371122	19			4507607	7	4511252	7

NUMERICAL INDEX - CONTINUED

PART NUMBER	PAGE	PART NUMBER	PAGE	PART NUMBER	PAGE	PART NUMBER	PAGE
4511255	17	4511962	18				
4511319	7	4511965	19				
4511493	8	4511966	19				
4511494	8	4511989	24				
4511495	8	4511990	24				
4511496	11	4512103	11				
4511497	8	4512510	14				
4511572	8	4614092	23				
4511574	8	4517735	38				
4511575	8	4660273	25				
4511577	8						
4511579	8						
4511580	8						
4511582	8						
4511584	8						
4511585	8						
4511587	11						
4511589	11						
4511590	11						
4511592	8	(Late Additions)					
4511594	8						
4511595	8						
4511625	21	19603	112				
4511627	21	21837	112				
4511628	21	23171	112				
4511629	21	24001	112				
4511640	21	24009	112				
4511644	17	24400	112				
4511645	23	24428	112				
4511646	33	28159	112				
4511647	33	28274	112				
4511676	17,23	28826	112				
4511692	19	28914	112				
4511708	21	29660	112				
4511725	9	228474	112				
4511728	25	620743	112				
4511767	15						
4511807	31						
4511810	10						
4511814	37						
4511900	14						
4511907	10						
4511953	25,26						
4511958	14						
4511961	18						

NUMERICAL INDEX - CONTINUED

PART NUMBER	PAGE	PART NUMBER	PAGE	PART NUMBER	PAGE	PART NUMBER	PAGE