


7G

CRAWLER LOADER

PARTS CATALOG



FORM 70626159
Reprint 1-90

AVOID ACCIDENTS

Most accidents, whether they occur in industry, on the farm, at home or on the highway, are caused by the failure of some individual to follow simple and fundamental safety rules or precautions. For this reason **MOST ACCIDENTS CAN BE PREVENTED** by recognizing the real cause and doing something about it before the accident occurs.

Regardless of the care used in the design and construction of any type of equipment there are many conditions that cannot be completely safeguarded against without interfering with reasonable accessibility and efficient operation.

A careful operator is the best insurance against an accident.

The complete observance of one simple rule would prevent many thousand serious injuries each year.

That rule is:

Never attempt to clean, oil or adjust a machine while it is in motion.

NATIONAL SAFETY COUNCIL

WARNING

On machines having hydraulically, mechanically, and/or cable controlled equipment (such as shovels, loaders, dozers, scrapers, etc.) be certain the equipment is lowered to the ground before servicing, adjusting and/or repairing. If it is necessary to have the hydraulically, mechanically, and/or cable controlled equipment partially or fully raised to gain access to certain items, be sure the equipment is suitably supported by means other than the hydraulic lift cylinders, cable and/or mechanical devices used for controlling the equipment.

Fiatallis is not responsible for any liability arising from any damage resulting from defects caused by parts and/or components not approved by Fiatallis for use in maintaining and/or repairing products manufactured or merchandized by Fiatallis.

In any case, no warranty of any kind is made or shall be imposed with respect to products manufactured or merchandized by Fiatallis when failures are caused by the use of parts and/or components not approved by Fiatallis.

7G

crawler loader

parts catalog

S/N 22222 thru 27200

Form 70626159 English



WARNING

STUDY THE OPERATION AND MAINTENANCE
INSTRUCTION MANUAL THROUGH BEFORE STARTING,
OPERATING, MAINTAINING, FUELING OR SERVICING THIS
MACHINE.

PUBLICATIONS AVAILABLE

FOR

MODEL 7G CRAWLER LOADER

(See NOTE below)

<u>DESCRIPTION</u>	<u>SERIAL NO.</u>	<u>FORM NO.</u>			
		ENGLISH	ESPAÑOL (Spanish)	FRANÇAIS (French)	PORTUGUÊS (Portuguese)
<u>PARTS CATALOGS</u>					
Injection	All	70696878			
Ripper	All	70649043			
Tractor Shovel	All	70626159			
<u>OPERATING INSTRUCTIONS AND FIELD MAINTENANCE MANUALS</u>					
7G	Pr S/N 23003	70629197			
7G	S/N 23003-up	70638801			
<u>SERVICE MANUALS</u>					
Electrical Systems	All	70696657			
Engine (6000 & 7000).	All	70645120	70650407	70650409	70650408
Final Drive	All	70686770	70656633	70656635	70656634
Injection Pump	All	70657398			
Injection Nozzles	All	70682797			
Shovel	All	70641546	70645287	70645289	70645288
Steering Clutches & Brakes. . All		70690347	70656639	70656641	70656640
Track Frames & Tracks. . . . All		70645550	70650413	70650415	70650414
Transmission, Bevel Gear, Drive Shaft U-Joint.	All	70638891	70645284	70645286	70645285
Torque Converter	All	70644558	70647067	70647069	70647068
Turbocharger (317)(Prior to Eng. S/N 7-22361)		70644918	70645891	70645893	70645892
(376)(Eng. S/N 7-22361 - up)		70649088			

NOTICE

CONSULT FIAT-ALLIS CONSTRUCTION MACHINERY
DEALER FOR PUBLICATIONS

SEE CONSTRUCTION MACHINERY TECHNICAL PUBLI-
CATIONS INDEX (FORM 70658800) FOR ALL AVAILABLE
PUBLICATIONS.

PUBLICATIONS INDEX (FORM 70658800) IS AVAILABLE
FREE FROM YOUR DEALER.

IMPORTANT

All parts listed herein, which have no specific usage indicated, are applicable to all models. Those parts which are used only on specific models are so indicated.

Attaching parts such as bolts, nuts, rivets, screws, washers, etc., are indented immediately following the parts which they attach.

Parts indicated with a square (□) are also available in packaged sets. Refer to section titled "PACKAGED PARTS".

The terms "right" and "left" used throughout this parts catalog are determined by facing the direction of forward travel.

INSTRUCTIONS FOR ORDERING PARTS

At the time this parts catalog was published the listed part numbers were current. It is our policy to constantly improve our machines and therefore, part numbers and design may change. When ordering parts, verify part numbers through your dealer's parts catalog which is up to date with all latest part numbers.

Order parts from the dealer covering the local territory.

ALWAYS GIVE THE MODEL AND SERIAL NUMBER OF MACHINE. IF PARTS ARE FOR AN ASSEMBLY WHICH HAS A MODEL AND/OR SERIAL NUMBER (SUCH AS ENGINE ASSEMBLY, PUMP ASSEMBLY), ALSO INCLUDE THIS INFORMATION.

To obtain parts promptly, give part name and part number.

Give post office address, town, county and state where parts are to be shipped. Also specify whether material is to be shipped by freight, express or parcel post.

Confirm all telephone or telegraph orders in writing.

Parts for standard motor accessories such as generators and starting motors should be ordered from authorized Service Stations maintained by manufacturers of these units throughout the country.

No credit will be allowed on parts unless they are returned to the dealer from whom they were purchased; from there they will be returned, at the customer's expense, to the factory for inspection.

Unless claims for shortages or errors are made immediately upon receipt of goods, they will not be considered.

When broken goods are received, a full description of the damage should be made by the carrier agent on the freight bill. If this description is insisted upon, full damage can always be collected from the transportation company.

No responsibility is assumed for delay or damage to merchandise while in transit. Our responsibility ceases upon delivery of shipment to the transportation company from whom a receipt is received showing that shipment was in good condition when delivered to them; therefore, claims (if any) should be filed with the transportation company.

The right is reserved to change the construction or material of any parts where it seems desirable to do so without incurring the obligation of installing such changes on units already delivered.

(Specifications and design subject to change without notice)

MODEL IDENTIFICATION

The symbol listed below is stamped in front of the model serial number on each unit.

MODEL SYMBOL	ENGINE MODEL	DESCRIPTION
7G	7000	Front end shovel, 37 link track with 6 roller rigid truck frames, 62" tread, power shift transmission, torque converter and power operated oil type steering clutches and brakes.

RECORD YOUR SERIAL NUMBERS BELOW

TRACTOR SERIAL NO. _____
ENGINE SERIAL NO. _____

SERIAL NUMBER LOCATIONS

MODEL SERIAL NO: On rear face of steering clutch housing at the upper right hand corner; also vertically on right side of rear edge. Also on small plate attached directly below instrument panel.

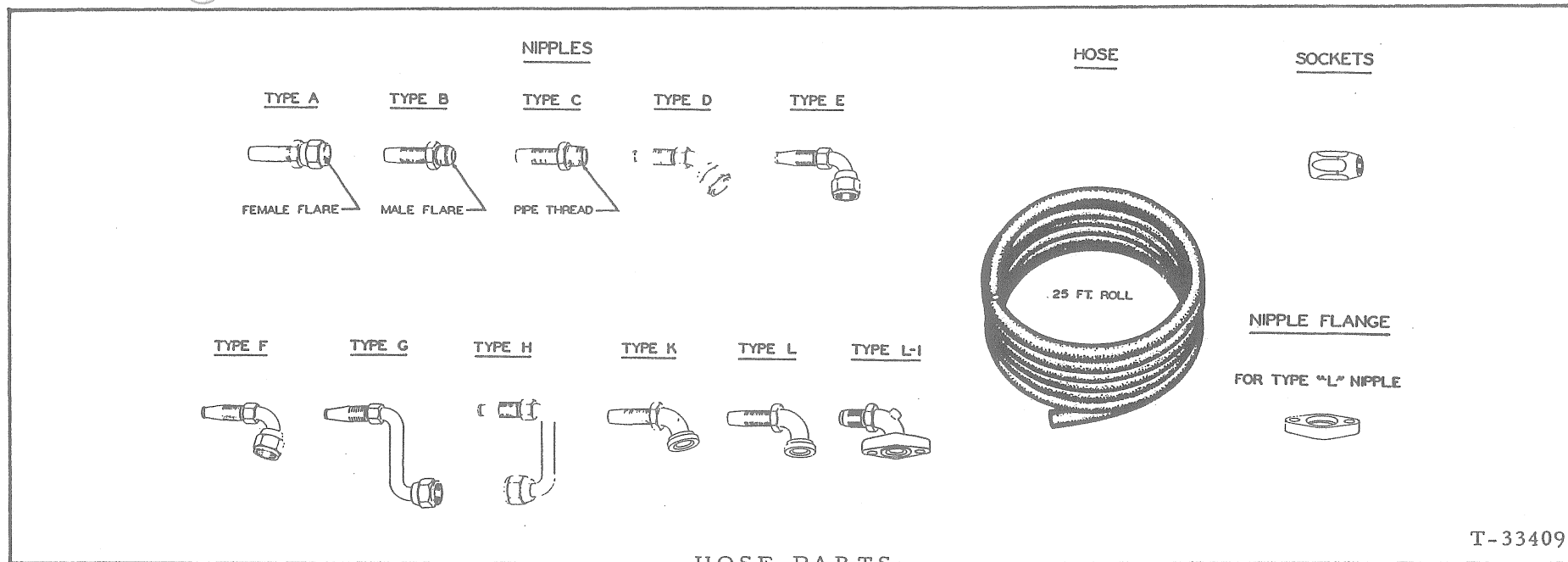
ENGINE SERIAL NO: On plate attached to the left hand side of the cylinder block at rear end. Also on small plate attached directly below instrument panel.

ALPHABETICAL INDEX

Air Cleaner	99, 101	Filters	
Air Heater	105	Fuel	55
Air Restriction Indicator	102, 103	Heavy-Duty Fuel	51, 53
Automatic Bucket Controls	365	Heavy-Duty Oil	45, 47
Batteries and Cables	289, 291	Oil	43
Battery Box	292, 295	Torque Converter Oil	133
Battery Box Lock	295, 297	Transmission Oil	171, 173
Bevel Gear and Shaft	183	Shovel Hydraulic Tank	357
Boom Piping	390, 391	Shovel Portable	393
Brake Control	218	Steering Control	205, 207
Brakes	213	Final Drive	
Bucket	376, 385	Housing	185
Bucket Hydraulics	386	Intermediate Shaft	187
Bucket Position Indicator	319, 365, 389	Pinion Shaft	189
Camshaft	34	Outboard Bearing and Seal	192
Connecting Rod	23	Sprocket, Shaft and Gear	191
Control Valve and Filters	205, 207	Floor	256, 257
Conversion Tables	14	Flywheel and Housing	28
Counter-Weight	383	Front Fenders	247
Cowl	277, 279	Fuel Filter	51, 53, 55
Crane Hook	382	Fuel Lines	59, 60
Crankshaft	26	Fuel Tank	57
Cylinder Block	19	Gauges	
Cylinder Head	31	Air Restriction Indicator	102, 103
Cylinder Sleeve	19	Ammeter	277, 279
Cylinders		Bevel Gear Comp. Oil Level	185
Clam	386	Engine Oil Level	22
Dump	319, 329	Engine Oil Pressure	277, 279
Lift	319, 329	Engine Temperature	277, 279
Loader	403	Fuel Level	57
Diverter Valve and Controls	369, 371, 373	Fuel Pressure	277, 279
Drawbar	220	Hour Meter	281, 283
Drive Shaft	139	Hydraulic Operating Pressure	277, 279
Elements		Track Wear	301
Air Cleaner	99, 101	Trans. Lubricating Pressure	277, 279
Engine Oil Filter	43	Generator	284
Fuel Filter	55	Governor Controls	87
Heavy-Duty Fuel Filter	48, 49	Governor Linkage	85
Heavy-Duty Oil Filter	48, 49	Ground Speed Governor	161
Shovel Hydraulic Tank	357	Hand Throttle	71
Shovel Portable Filter	395	Hood	248, 250
Steering Control Filter	211, 212	Hood Side Plates	248, 250, 298, 299
Transmission Oil Filter	174, 175	Hose Parts	6
Engine Decelerator	83	Hour Meter	281, 283
Engine and Mounting	16	Hydraulic Tank and Control Valve	337, 341
Engine Oil Level Gauge	22	Hydraulic Tank and Covers	354
Engine Shut-off Control	91, 92	Hydraulic Track Adjuster	241
Exhaust Pipe	248, 250	Hydro-Pneumatic Accumulator	397
Fan	115	Injection Fuel Return Lines	67, 68
Fan Belt	117	Injection Nozzles and Lines	63
Fan Drive	117	Injection Pump	66
Fan Guard	111	Instruments	277, 279

ALPHABETICAL INDEX

Intake Manifold	93	Steering Clutch & Final Drive Housing	185
Lift Fork	381	Steering Clutches	195
Lights		Steering Levers and Linkage	197
Head	269	Steering Pump Drive	33
Rear Flood	275	Steering Pump and Lines	199
Tail	273	Street Plate	243
Lights and Wiring	269	Tail Light	273
Loader Frame and Tong	401	Thermostat	122, 124
Loader Hydraulic Cylinders and Piping	403	Throttle Control	71, 73, 75, 79, 83
Main Frame	221	Timing Gear Housing	25
Manifolds		Timing Gears	26, 34, 66
Exhaust	94	Tools	301
Intake	93	Torque Converter	126
Water Outlet	122, 124	Torque Converter Charging & Return Lines	133, 134
Master Switch	289, 291	Torque Converter Seal Drain	135
Master Switch Cover	296	Torque Converter Vent Line	137
Moldboard	378, 379, 385	Track	242
Numerical Index	408	Track Frame	225, 227
Oil Cooler	37	Track Idler	235
Oil Filter	43, 45, 47	Track Release	239, 240
Oil Pan	36	Track Roller	231
Oil Pump	39	Track Roller Guards	225, 229, 229A
Packaged Parts	10	Track Supporting Roller	233
Painting and Marking	266	Transfers	266
Piston	23	Transmission	
Primer	107	Assembly	141
Pumps		Bottom Shaft	151
Air Heater	105	Case and Covers	143, 145
Engine Oil	39	Pinion Shaft	150
Engine Primer	107	Reverse Shaft	154
Fuel Injection	66	Top Shaft	147
Push-Start Hydraulic Oil	157	Transmission Oil Filter	171, 173
Shovel Hydraulic	312	Transmission Oil Pump	165, 167
Steering	199	Turbocharger	94
Transmission Oil	165, 167	Valves	
Water	120	Air Heater Check	105
Push-Start Hydraulics	157	Brake	213
Radiator	111	Engine Oil Pressure Regulating	19
Radiator Curtain	110	Engine Oil Pump Pressure Relief	39
Radiator Guard	245	Exhaust	31
Radiator Screen	111	Fuel Injection Pressure Relief	67, 68
Rear Fenders	252, 255	Intake	31
Rear Flood Light	275	Hydro-Pneumatic Selector	397
Rigid Beam	222	Push-Start Hydraulic Check	157
Rock Fork	380	Shovel Check	337
Seat	259, 261	Shovel Control	337, 341
Shovel Frame	305, 307	Shovel Diverter	369, 371, 373
Shovel Hydraulic Cylinders & Piping	319, 329	Shovel Safety	337, 341, 386
Shovel Hydraulic Pump Lines	311	Speed Shift Selection	177, 179
Shovel Linkage	309	Steering Control	205, 207
Shovel Portable Filter	393	Track Adjuster Relief	241
Shovel Pump and Drive	312	Valve Lifter Covers	21
Shovel Valve Controls	359, 361, 362, 364	Valve Operating Mechanism	34
Speed Shift	177, 179	Water Outlet Manifold	122, 124
Starter	287	Water Pump	120



T-33409

NOTE: Refer to right hand column for identity of interchangeable crimped-type hose (fittings not re-usable). Assembly number shown in left hand column indicates available replacement hose assembly with re-usable components; where no assembly number is listed, hose assembly is not available from factory but may be constructed in the field from data indicated.

HOSE ASSEMBLY NO. (See NOTE)	BULK HOSE LENGTH (25' roll)	HOSE LENGTH (inches)	NIPPLE (#1 end)			NIPPLE (#2 end)			SOCKET (both ends)	NIPPLE FLANGE		CRIMPED-TYPE HOSE (See NOTE) Part No.
			Including SOCKET	NIPPLE only	Type	Including SOCKET	NIPPLE only	Type		Part No.	X Dim	
	70919156	41-1/4	70920850	70920303	A	70920858	70919080	B	70919076			70644555
70095323	70919196	5-3/8	70920855	70919144	B	70920877	70919207	D	70919143			70646923
70097746	70919156	9-1/2	70920858	70919080	B	70920838	70919074	C	70919076			70644694
70622149	70919196	64-1/2	70920847	70920301	A	70920862	70919194	E	70919143			
70622686	70919196	50	70920847	70920301	A	70920877	70919207	D	70919143			
70624472	70919196	44-1/4	70920847	70920301	A	70920862	70919194	E	70919143			70644911
70624473	70919196	28-1/2	70920833	70919200	C	70920862	70919194	E	70919143			
70624511	70919196	42	70920847	70920301	A	70920862	70919194	E	70919143			
70625835	70919474	65	70921011	70923097	A	70921011	70923097	A	70919469			

70625836	70920221	75-1/4	70920852	70920344	A	70920852	70920344	A	70919281			
70626179	70920795	104		70626178	G		70626222	K	70920973			
70626392	70920794	149-1/2	70921020	70922830	A	70920944	70920978	A	70920972			
70626393	70920794	155-1/2	70920944	70920978	A		70641707	E	70920972			
70626405	70920221	12-7/8	70920841	70919280	C	70920882	70919278	D	70919281			
70628129	70920222	20-1/4	70921033	70921034	A	70920875	70920232	E	70919282			
70628131	70919155	14-5/8	70920849	70920302	A	70920879	70919159	D	70919075			
70628140	70920221	27-1/8	70920867	70919277	E	70920867	70919277	E	70919281			
70628186	70920222	45-3/4	70921033	70921034	A	70920868	70920144	E	70919282			
70628731	70919196	44-1/4	70920847	70920301	A	70920847	70920301	A	70919143			
70628820	70919156	28-3/4	70920850	70920303	A	70920914	70919296	G	70919076			
70628846	70919156	31	70920880	70919254	D	70920914	70919296	G	70919076			
70633376	70919156	96	70920850	70920303	A	70920865	70919081	E	70919076			
70633377	70919156	12-1/8	70920850	70920303	A	70920872	70919158	E	70919076			
70633899	70919156	6-1/4	70920850	70920303	A	70920865	70919081	E	70919076			
70634058	70919156	17-1/2	70920865	70919081	E		70919296	G	70919076			
70634752	70919196	40-1/2	70920833	70919200	C	70920862	70919194	E	70919143			70646907
70635223	70920795	104		70635213	G		70626222	K	70920973			
70637514	70919196	54	70920847	70920301	A	70920877	70919207	D	70919143			70644912
70637516	70919196	46-1/4	70920847	70920301	A	70920847	70920301	A	70919143			70644910
70637531	70919196	54	70920847	70920301	A	70920862	70919194	E	70919143			70646908
70641734	70919155	48-3/4	70920849	70920302	A	70920864	70919082	E	70919075			70646327
73010972	70920795	72	70920945	70922831	A	70920928	70920970	C	70920973			
73010979	70920795	72	70920928	70920970	C	70920928	70920970	C	70920973			
73020231	70920727	42-1/4	70920852	70920344	A	70920852	70920344	A	70919281			
73020232	70920727	20-3/4	70920852	70920344	A	70920852	70920344	A	70919281			
74335583	70919196	10-1/8	70920847	70920301	A	70920862	70919194	E	70919143			
74335898	70919155	19-1/2	70920849	70920302	A	70920864	70919082	E	70919075			
74335931	70919196	7	70920862	70919194	E short	70920869	70919253	E long	70919143			
74335935	70919155	15-1/2	70920849	70920302	A	70920864	70919082	E	70919075			
74337743	70919155	7		70921269	C	70920879	70919159	D	70919075			
74338481	70919155	17-1/2	70920849	70920302	A	70920864	70919082	E	70919075			

(Continued)

74338482	70919155	19-1/2	70920849	70920302	A	70920864	70919082	E	70919075			
74376906	70919196	16-3/8	70920847	70920301	A	70920862	70919194	E	70919143			
	70920794	50-1/2	70921020	70922830	A		70922893	E	70920972			70637348
	70919156	96	70920850	70920303	A	70920872	70919158	E	70919076			70643855
	70920221	36-1/2	70920852	70920344	A	70920852	70920344	A	70919281			70643953
	70920221	25-1/2	70920852	70920344	A	70920867	70919277	E	70919281			70644003
	70919196	24-1/4	70920847	70920301	A	70920847	70920301	A	70919143			70644328
	70919156	91-1/4	70920850	70920303	A	70920865	70919081	E	70919076			70644356
	70919156	45-7/8	70920850	70920303	A		70922253	H	70919076			70644357
	70919156	34-3/4	70920850	70920303	A		70919296	G	70919076			70644358
	70919156	8-5/8	70920880	70919254	D	70920865	70919081	E	70919076			70644394
	70919156	6-3/4		70921710	D		70919175	F	70919076			70644395
	70919196	5-3/8	70920855	70919144	B	70920877	70919207	D	70919143			70644553
	70919196	43	70920855	70919144	B	70920869	70919253	E	70919143			70644554
	70919156	8-1/4	70920850	70920303	A	70920865	70919081	E	70919076			70644556
	70919196	15-3/4	70920855	70919144	B	70920834	70919550	C	70919143			70644683
	70919196	43	70920855	70919144	B	70920869	70919253	E	70919143			70644696
	70919196	68-1/4	70920847	70920301	A	70920862	70919194	E	70919143			70644909
	70919218	14-3/8	70920850	70920303	A	70920880	70919254	D	70919076			70645074
	70920222	26-3/8	70921033	70921034	A	70920875	70920232	E	70919282			70645438
	70919156	18	70920850	70920303	A		70919913	H	70919076			70646126
	70919155	18-3/4	70920849	70920302	A	70920864	70919082	E	70919075			70646128
	70920221	24-1/2	70920852	70920344	A	70920882	70919278	D	70919281			70646132
	70920222	20-7/8	70921033	70921034	A	70920798	70921495	D	70919282			70646137
	70920221	26-1/8	70920882	70919278	D	70920867	70919277	E	70919281			70646139
	70919156	17-1/2	70920850	70920303	A		70919175	F	70919076			70646144
	70920794	38-3/4	70921020	70922830	A	70920927	70920969	C	70920972			70646208
	70920794	28-1/8	70921020	70922830	A	70920927	70920969	C	70920972			70646209
	70920222	26-3/8	70920868	70920144	E		70920173	L	70919282	70919274	2-1/4	70646212
	70919196	46-1/4	70920855	70919144	B	70920869	70919253	E	70919143			70646230
	70919156	30	70920880	70919254	D	70920865	70919081	E	70919076			70646313
	70919196	8-3/8	70920877	70919207	D	70920877	70919207	D	70919143			70646323

PACKAGED PARTS

PACKAGE NO.	DESCRIPTION
-----	CLUTCH KIT, over-running (See page 131)
-----	ELEMENT KIT, shovel filter (See page 357)
-----	FILTER KIT, hydraulic system fluid (See SHOVEL PORTABLE FILTER)
74359742	GASKET KIT, cylinder head
	4 70923574 O-RING, water by-pass tube
	1 74300145 GASKET, water outlet elbow
	2 74337769 GASKET, valve lifter cover
	8 74359741 GASKET, intake and exhaust manifold
	1 74348133 GASKET, breather tube
	2 74349808 GASKET, water manifold
	1 74349809 GASKET, thermostat housing
	1 74349883 GASKET, cylinder head
	1 74354113 GASKET, rocker cover
	4 74378031 GASKET, injection nozzle holder
74349937	GASKET KIT, intermediate, engine cylinder block
	1 70923589 O-RING, fan drive
	1 70667252 GASKET, oil drain plug
	2 74113897 GASKET, regulating valve nut
	1 74254624 O-RING, camshaft hole plug
	1 74335056 GASKET, water pump volute
	1 74335712 GASKET, cover plate (Not used. Discard)
	1 74336345 GASKET, gear housing cover (Not used. Discard)
	1 74336897 RING, sealing, flywheel housing to crankcase
	1 74346169 GASKET, oil pump discharge pipe
	1 74346456 GASKET, water inlet pipe
	1 74346744 GASKET, water pump
	1 74347031 GASKET, water by-pass flange
	1 74347120 GASKET, timing hole cover
	1 74348126 GASKET, timing gear cover
	1 74348136 GASKET, timing gear housing
	1 74348184 GASKET, oil cooler to block
	1 74348185 GASKET, oil filter to block, upper
	1 74348215 GASKET, oil pump discharge pipe
	1 74348218 GASKET, oil pump suction line
	1 74349954 GASKET, oil cooler to filter
	1 74349956 GASKET, oil filter to block, lower
	1 74349984 GASKET, oil cooler (Not used. Discard)
	1 74371289 GASKET, oil pan cover
-----	PIPING AND ADAPTER KIT (See SHOVEL PORTABLE FILTER)
-----	RADIATOR MOUNTING KIT, resilient type (See RADIATOR)

(Revised June 1979)

PACKAGED PARTS

PACKAGE NO.

DESCRIPTION

73027808

RELIEF VALVE KIT, shovel control valve

- 1 ----- SLEEVE, relief valve
- 1 ----- PLUNGER ASSEMBLY
- 1 ----- SEAT, relief valve
- 1 70913177 NUT, jam
- 1 70923563 O-RING
- 1 70923564 O-RING
- 1 70923649 O-RING
- 1 73003911 NUT, acorn
- 1 73027397 POPPET
- 1 73027398 CAP, adjusting
- 1 73027399 SCREW, adjusting
- 1 73027401 SPRING
- 1 73027406 SPRING
- 1 73027407 WIRE, plunger
- 1 73027410 RING, snap
- 1 73027414 RING, snap

74321187

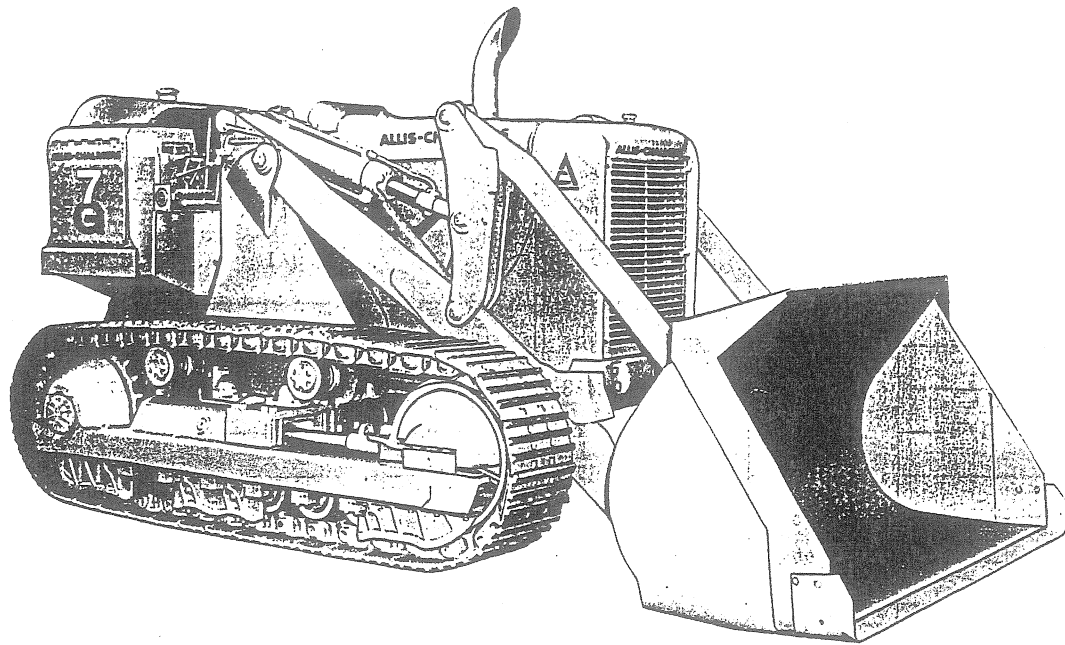
OIL PUMP CONVERSION KIT

- 1 74321398 OIL PUMP ASSY., w/gear
- 1 74321671 BRACKET ASSY.
- 2 70928212 NUT
- 2 70907863 LOCKWASHER
- 2 74371253 DOWEL RING
- 1 74320913 TUBE ASSY., oil suction
- 2 70923470 CAPSCREW
- 1 74348686 BRACKET, oil suction pipe
- 2 70920582 CAPSCREW
- 1 74321053 U-BOLT
- 2 70929292 WASHER
- 2 70916871 LOCKNUT
- 1 74320916 GASKET
- 1 74320915 ELBOW, oil pump discharge
- 2 74393359 GASKET
- 4 70923193 CAPSCREW
- 4 70916543 LOCKWASHER
- 4 70921076 CAPSCREW
- 4 70910287 LOCKWASHER
- 1 74320597 VALVE ASSY., pressure relief
- 1 ----- INSTRUCTION SHEET

- REPAIR KIT, dump cylinder (See page 323)
- REPAIR KIT, loader cylinder (See page 407)
- REPAIR KITS, shovel pump (See pages 316 and 317)
- RING KIT, transmission (See TRANSMISSION TOP SHAFT and TRANSMISSION BOTTOM SHAFT)
- RING SET, piston (See PISTON AND CONNECTING ROD)
- SEAL KIT (See FINAL DRIVE OUTBOARD BEARING AND SEAL)
- SEAL KIT (See FINAL DRIVE SPROCKET SHAFT AND GEAR)
- SEAL KIT (See TRACK IDLER AND TRACK ROLLER)
- SEAL KIT (See TRACK SUPPORTING ROLLER)
- SEAL KIT, transmission oil pump (See page 169)
- TRANSFER KIT (See PAINTING AND MARKING)
- UNLOADER KIT (See first type AIR CLEANER)

(Revised June 1979)

MEMO



CRAWLER LOADER

T-73679

CONVERSION TABLES

DECIMAL AND METRIC EQUIVALENTS OF FRACTIONS OF AN INCH

Inches			Milli- meters	Inches			Milli- meters
Fractions	Decimals	*Nom. Dec.		Fractions	Decimals	*Nom. Dec.	
1/64	.015625	.02	.397	33/64	.515625	.52	13.097
1/32	.03125	.03	.794	17/32	.53125	.53	13.494
3/64	.046875	.05	1.191	35/64	.546875	.55	13.891
1/16	.0625	.06	1.588	9/16	.5625	.56	14.288
5/64	.078125	.08	1.984	37/64	.578125	.58	14.684
3/32	.09375	.09	2.381	19/32	.59375	.59	15.081
7/64	.109375	.11	2.778	39/64	.609375	.61	15.478
1/8	.125	.12	3.175	5/8	.625	.62	15.875
9/64	.140625	.14	3.572	41/64	.640625	.64	16.272
5/32	.15625	.16	3.969	21/32	.65625	.66	16.669
11/64	.171875	.17	4.366	43/64	.671875	.67	17.066
3/16	.1875	.19	4.763	11/16	.6875	.69	17.463
13/64	.203125	.20	5.159	45/64	.703125	.70	17.859
7/32	.21875	.22	5.556	23/32	.71875	.72	18.256
15/64	.234375	.23	5.953	47/64	.734375	.73	18.653
1/4	.250	.25	6.350	3/4	.750	.75	19.050
17/64	.265625	.27	6.747	49/64	.765625	.77	19.447
9/32	.28125	.28	7.144	25/32	.78125	.78	19.844
19/64	.296875	.30	7.541	51/64	.796875	.80	20.241
5/16	.3125	.31	7.938	13/16	.8125	.81	20.638
21/64	.328125	.33	8.334	53/64	.828125	.83	21.034
11/32	.34375	.34	8.731	27/32	.84375	.84	21.431
23/64	.359375	.36	9.128	55/64	.859375	.86	21.828
3/8	.375	.38	9.525	7/8	.875	.88	22.225
25/64	.390625	.39	9.922	57/64	.890625	.89	22.622
13/32	.40625	.41	10.319	29/32	.90625	.91	23.019
27/64	.421875	.42	10.716	59/64	.921875	.92	23.416
7/16	.4375	.44	11.113	15/16	.9375	.94	23.813
29/64	.453125	.45	11.509	61/64	.953125	.95	24.209
15/32	.46875	.47	11.906	31/32	.96875	.97	24.606
31/64	.484375	.48	12.303	63/64	.984375	.98	25.003
1/2	.500	.50	12.700	1	1.000	1.00	25.400

VOLUME AND WEIGHT CONVERSION CONSTANTS — U.S. TO METRIC

Pints x .4732 = Liters
 Quarts x .9463 = Liters
 Gallons x 3.7853 = Liters
 Pounds x .4536 = Kilograms
 Cubic Yards x .7645 = Cubic Meters

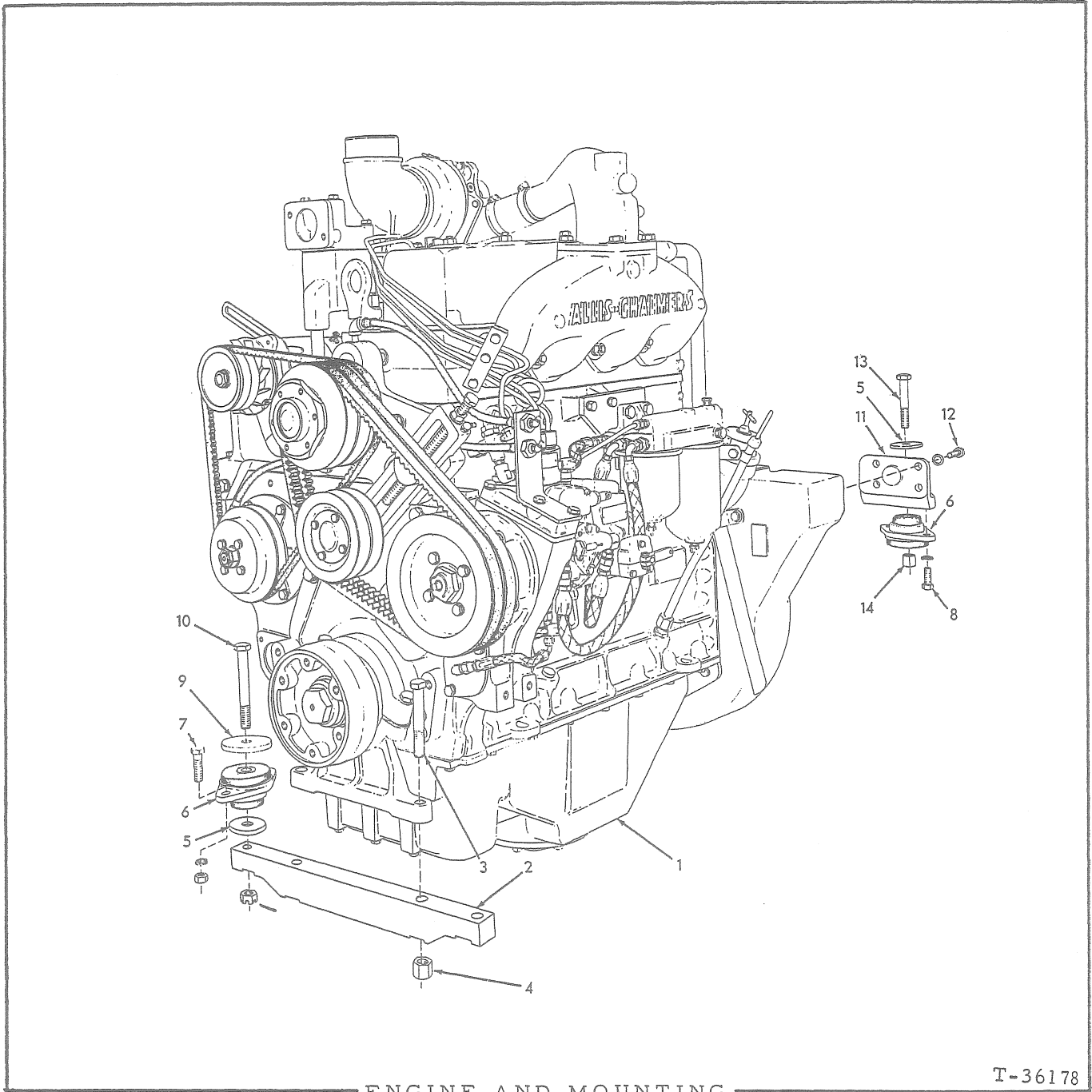
TORQUE & PRESSURE CONVERSION CONSTANTS —

lb. ft. x 0.1383 = m·kg
 lb. in. x 1.1521 = cm·kg
 psi x 0.0703 = kg/cm²

LENGTH CONVERSION CONSTANTS — U.S. TO METRIC

Inches x 25.400 = Millimeters
 Inches x .0254 = Meters
 Feet x .3048 = Meters
 Statute Miles x 1.60935 = Kilometers

*Nominal decimals are used in place of fractions of an inch, with exception of such items as bolts, screws, washers, tubing, wire, etc.



ENGINE AND MOUNTING

T-36178

ITEM PART NO. QTY. DESCRIPTION

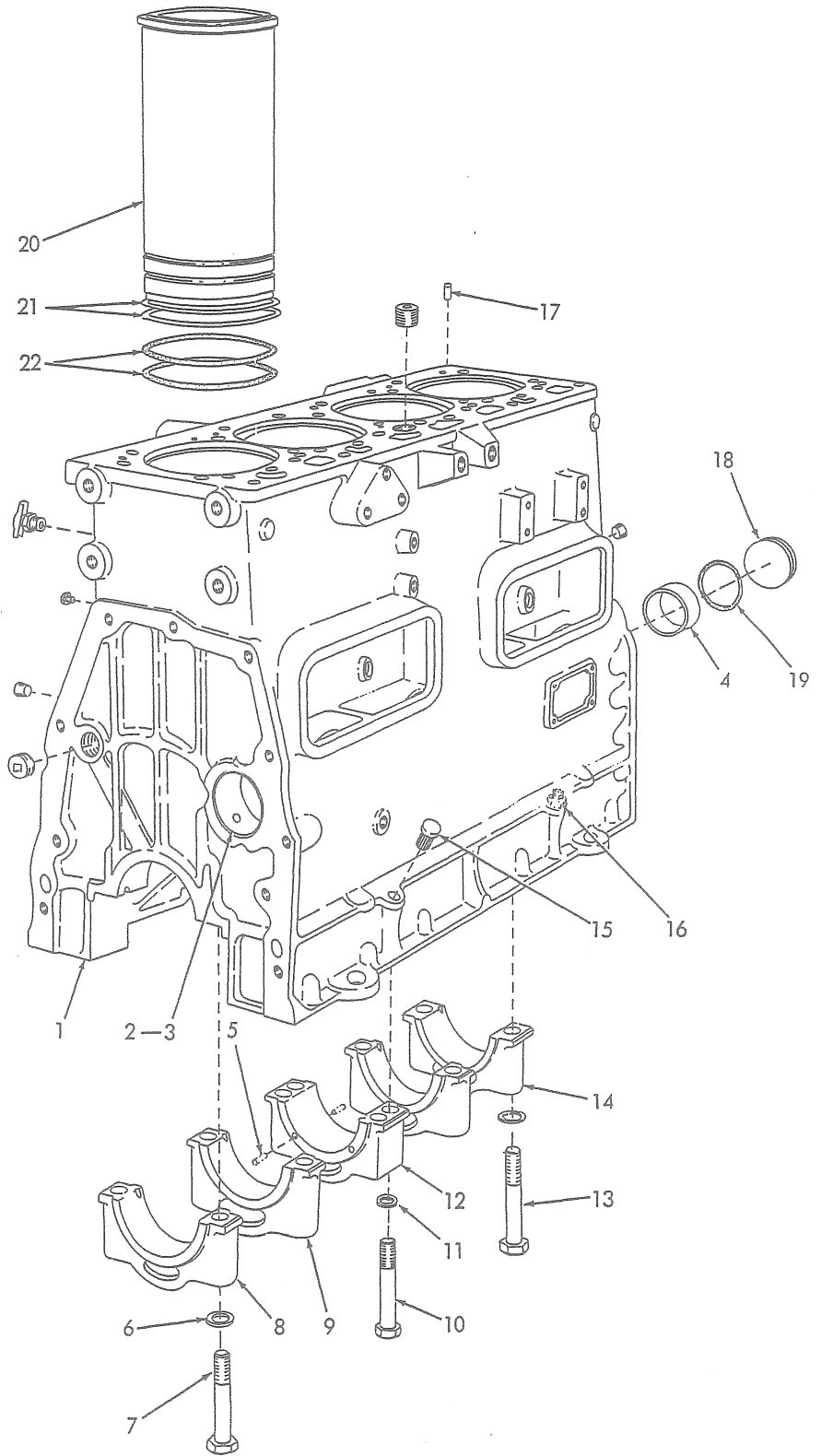
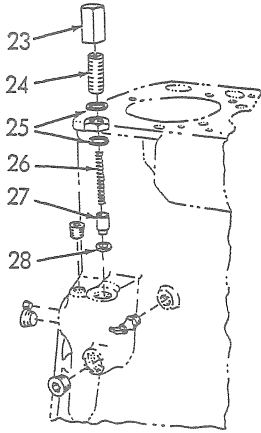
1	{	74337486	1	ENGINE ASSEMBLY (Includes oil filter, oil cooler, fuel filter, turbocharger and generator. Does not include air cleaner, fan blade or starter. First stage fuel filter element is also omitted and must be added if tractor is not equipped with Heavy-Duty Fuel Filter)(Used prior to tractor #23003)
		74338515	1	ENGINE ASSEMBLY (Includes exhaust elbow, oil filter, oil cooler, fuel filter, turbocharger and generator. Does not include air cleaner, fan blade or starter. First stage fuel filter element is also omitted and must be added if tractor is not equipped with Heavy-Duty Fuel Filter)(Effective with tractor #23003)
2		70087464	1	HANGER, engine supporting, front
3		70070299	2	CAPSCREW, 5/8"NF x 4"
4		70072366	2	NUT, high, 5/8"NF

(Continued)

ENGINE AND MOUNTING (Continued)

ITEM	PART NO.	QTY.	DESCRIPTION
5	70097283	4	WASHER, plain, shock mount
6	70097284	4	MOUNT, shock
7	70035073	4	CAPSCREW, 1/2"NF x 1-3/4" (front mounts)
8	70035061	4	CAPSCREW, 1/2"NC x 1-1/4" (rear mounts)
	70904208	8	LOCKWASHER, 1/2"
	70911043	4	NUT, 1/2"NF (front mounts only)
9	70096652	2	WASHER, plain, front shock mount
10	70091984	2	CAPSCREW, front mount
	70917362	2	NUT, thick, slotted, 5/8"NF
	70900808	2	PIN, cotter, 1/8" x 1-1/2"
11	70091080	2	BRACKET, rear mount
12	70035190	8	CAPSCREW, 1/2"NC x 1-1/2"
	70904208	8	LOCKWASHER, 1/2"
13	70035541	2	CAPSCREW, rear mount (5/8"NF x 3-3/4")
14	70072366	2	NUT, high, 5/8"NF

OIL PRESSURE
REGULATING VALVE
(RIGHT SIDE)



CYLINDER BLOCK

T-39328

CYLINDER BLOCK

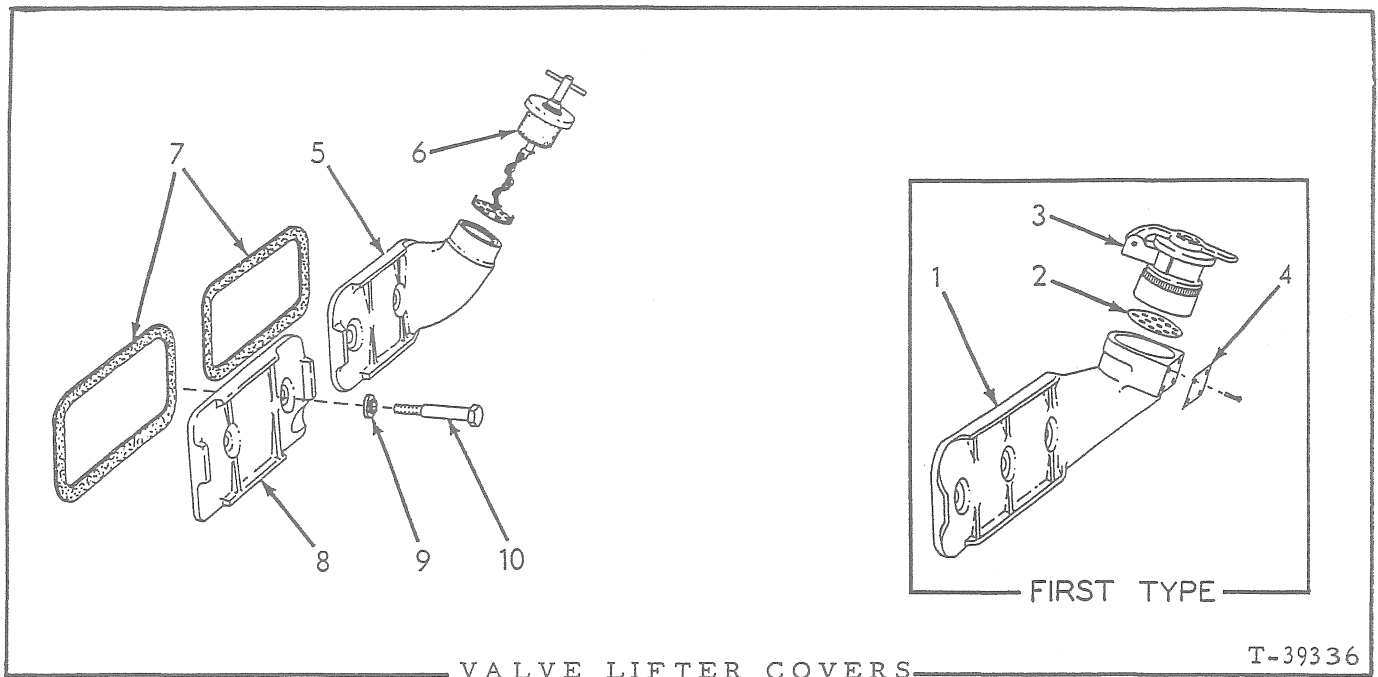
* Engines prior to serial No. 7-20222 including No. 7-20265
 ** Engines serial No. 7-20222 and up excluding No. 7-20265

ITEM	PART NO.	QTY.		DESCRIPTION
		*	**	
1	74338682	1	1	BLOCK ASSEMBLY (Includes items 2 thru 17, 28 and hardware indented below)
	70919134	1	1	PLUG, pipe, hex-hd., 1/8"NPT
	70920333	2	2	PLUG, pipe, hex-hd., 3/8"NPT
	70917970	1	1	PLUG, pipe, hex-socket, 1/2"NPT
	70904223	2	2	PLUG, pipe, ctsk-hd., 1/2"NPT
	70904224	1	1	PLUG, pipe, ctsk-hd., 3/4"NPT
	70912415	1	1	COCK, drain, 1/4"NPT
2	74346100	1	1	BEARING, camshaft, front (standard size)
	74347416	1	1	BEARING, camshaft, front (.010" undersize)
3	74346099	2	2	BEARING, camshaft, intermediate (standard size)
	74347419	2	2	BEARING, camshaft, intermediate (.010" undersize)
4	74346108	1	1	BEARING, camshaft, rear (standard size)
	74347413	1	1	BEARING, camshaft, rear (.010" undersize)
5	-----	4	4	PIN, center main bearing cap (See CRANKSHAFT)
6	74354175	8	8	WASHER, main bearing capscrew
7	-----	2	-	STUD, front main bearing cap (Order CAPSCREW 74339037)
	74346191	2	-	NUT, 3/4"NF
	74339037	-	2	CAPSCREW, front main bearing cap (3/4"NC x 3-15/16")
8	74349630	1	1	CAP, front main bearing (See NOTE below)
9	74349632	2	2	CAP, intermediate main bearing (See NOTE below)
10	-----	4	-	STUD, center main bearing cap (Order CAPSCREW 74339038)
	74346322	4	-	NUT, 5/8"NF
	74339038	-	4	CAPSCREW, center main bearing cap (5/8"NC x 3-13/16")
11	74389910	4	4	WASHER, center main bearing capscrew
12	74349629	1	1	CAP, center main bearing (See NOTE below)
13	-----	6	-	STUD, rear and intermediate main bearing cap (Order CAPSCREW 74339036)
	74346191	6	-	NUT, 3/4"NF
	74339036	-	6	CAPSCREW, rear and intermediate main bearing cap (3/4"NC x 4-5/16")
14	74349631	1	1	CAP, rear main bearing (See NOTE below)
15	74362338	1	1	PLUG, crankcase
16	-----	1	1	ADAPTOR (See ENGINE OIL LEVEL GAUGE)
17	74336432	2	2	PIN, dowel, cylinder head

NOTE: Replacement bearing caps are semi-finished and must be line-bored after installing
 (Continued)

CYLINDER BLOCK (Continued)

ITEM	PART NO.	QTY.	DESCRIPTION
18	74335534	1 1	PLUG, camshaft hole
19	74254624	1 1	□O-RING, camshaft hole plug
20	74061525	4 4	□SLEEVE, cylinder (Includes O-Rings 74337972, 74359869 and 74359870)
21	74348857	- -	SHIM, cylinder sleeve (.005" thick)
	74348856	- -	SHIM, cylinder sleeve (.008" thick)
	74348859	- -	SHIM, cylinder sleeve (.010" thick)
	74348858	- -	SHIM, cylinder sleeve (.015" thick)
	74348900	- -	SHIM, cylinder sleeve (.020" thick)
} See NOTE			
<u>NOTE:</u> All of item 21 is used as required when block is remachined to correct sinking of sleeve.			
22	74346184	8 -	O-RING, cylinder sleeve (black)(Used prior to engine No. 7-15231)
	74337972	8 8	□O-RING, cylinder sleeve (red)(Engine No. 7-15231 thru 7-22536)(4 used effective with engine No. 7-22536)
	74359870	4 4	O-RING (blue)
	74359869	4 4	O-RING (white)
} Engine No. 7-22536 and up			
23	-----	1 1	NUT, cap, oil pressure regulating valve (Used prior to engine No. 7-20649. Order item 24)
24	74389058	1 1	SCREW, oil pressure regulating valve
	70910847	1 1	NUT, jam, 3/4"NF
25	74113897	2 2	□GASKET, regulating valve nut (Used prior to engine No. 7-20649)
26	74660358	1 1	SPRING, oil pressure regulating valve
27	74500230	1 1	PISTON, oil pressure regulating valve
28	74347465	1 1	INSERT, oil pressure regulating valve seat

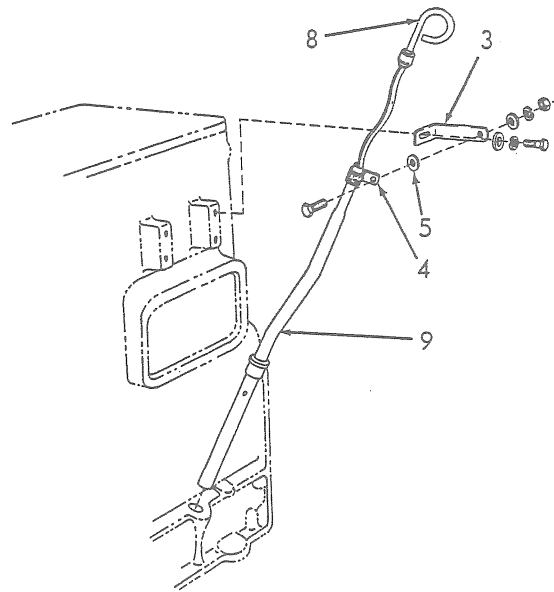
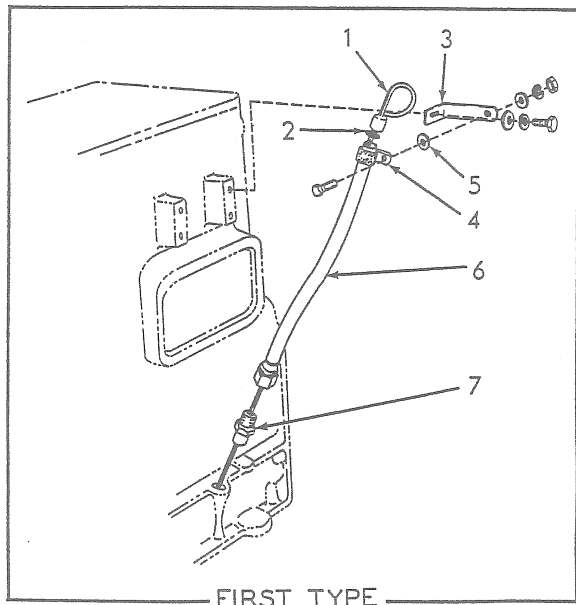


VALVE LIFTER COVERS

T-39336

* Engines prior to serial No. 7-20479
 ** Engines serial No. 7-20479 and up

ITEM	PART NO.	QTY.		DESCRIPTION
		*	**	
1	-----	1	-	COVER, rear (Order items 5 and 6)
2	74335022	1	-	STRAINER, oil filler
3	74366461	1	-	CAP ASSEMBLY, oil filler (Serviced only as a unit)
4	74379141	1	-	PLATE, oil data
	70904516	4	-	SCREW, drive, #6 x 1/4"
5	74359954	-	1	COVER, rear
6	74354449	-	1	CLOSURE ASSEMBLY, oil filler (Serviced only as a unit)
7	74337769	2	2	□ GASKET, valve lifter cover
8	74348912	1	1	COVER, front
9	74335456	4	4	WASHER, sealing, cover attaching bolt
10	74335455	4	4	BOLT, cover attaching



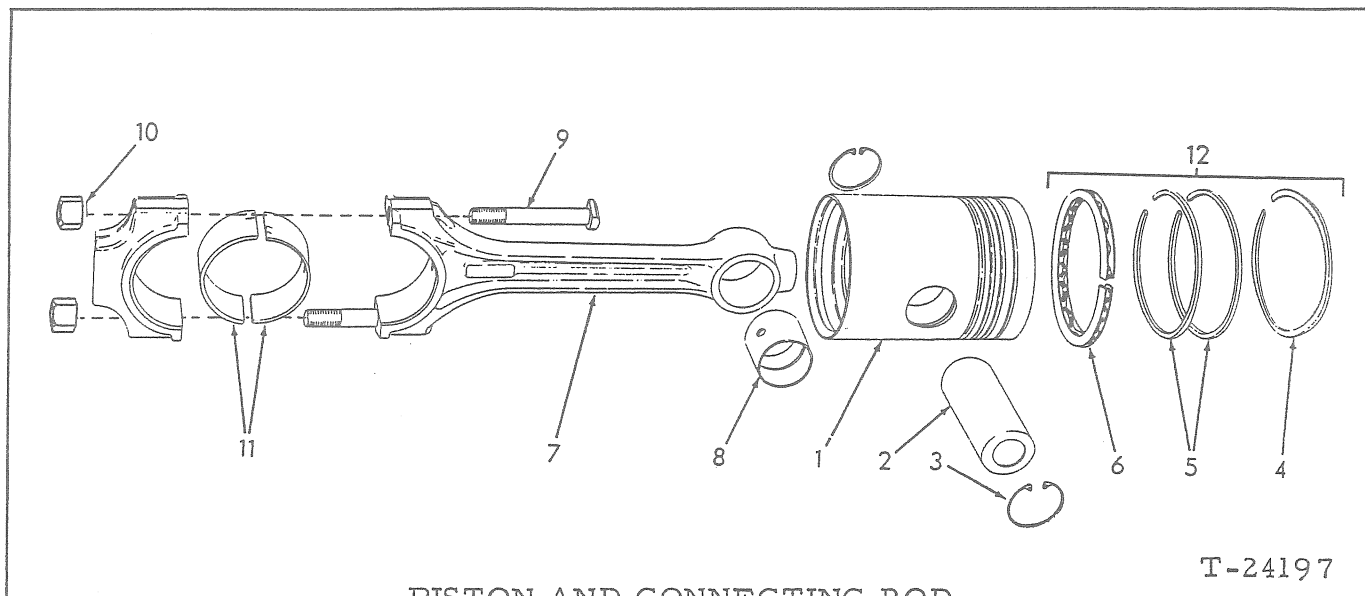
FIRST TYPE

ENGINE OIL LEVEL GAUGE

T-39325

* Engines prior to serial No. 7-22429
 ** Engines serial No. 7-22429 and up

ITEM	PART NO.	QTY.		DESCRIPTION
		*	**	
1	74349941	1	-	GAUGE ASSEMBLY (Includes item 2) (Order clip 70920504 and items 8 and 9)
2	74506607	1	-	SEAL, oil level gauge
3	74354486	1	1	BRACKET, supporting, gauge tube
	70915813	1	1	CAPSCREW, 5/16"NC x 7/8"
	70904205	1	1	LOCKWASHER, 5/16"
	70911422	1	1	WASHER, plain
4	70920504	-	1	CLIP, gauge tube (3/8" diam.)
	70918941	1	-	CLIP, gauge tube (1/2" diam.)
	70915228	1	1	CAPSCREW, 3/8"NF x 1-1/4"
	70904206	1	1	LOCKWASHER, 3/8"
	70911041	1	1	NUT, 3/8"NF
5	74364079	2	2	WASHER, plain
6	74349938	1	-	TUBE ASSEMBLY, gauge (Includes nut) (Order items 8 and 9)
7	74349939	1	-	ADAPTER, gauge
8	74354936	-	1	GAUGE
9	74354935	-	1	ADAPTER, gauge

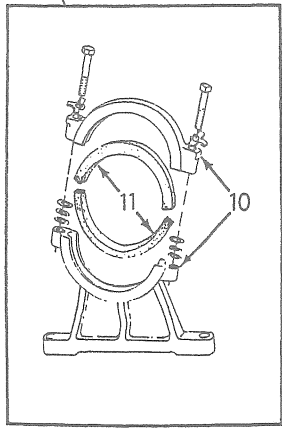
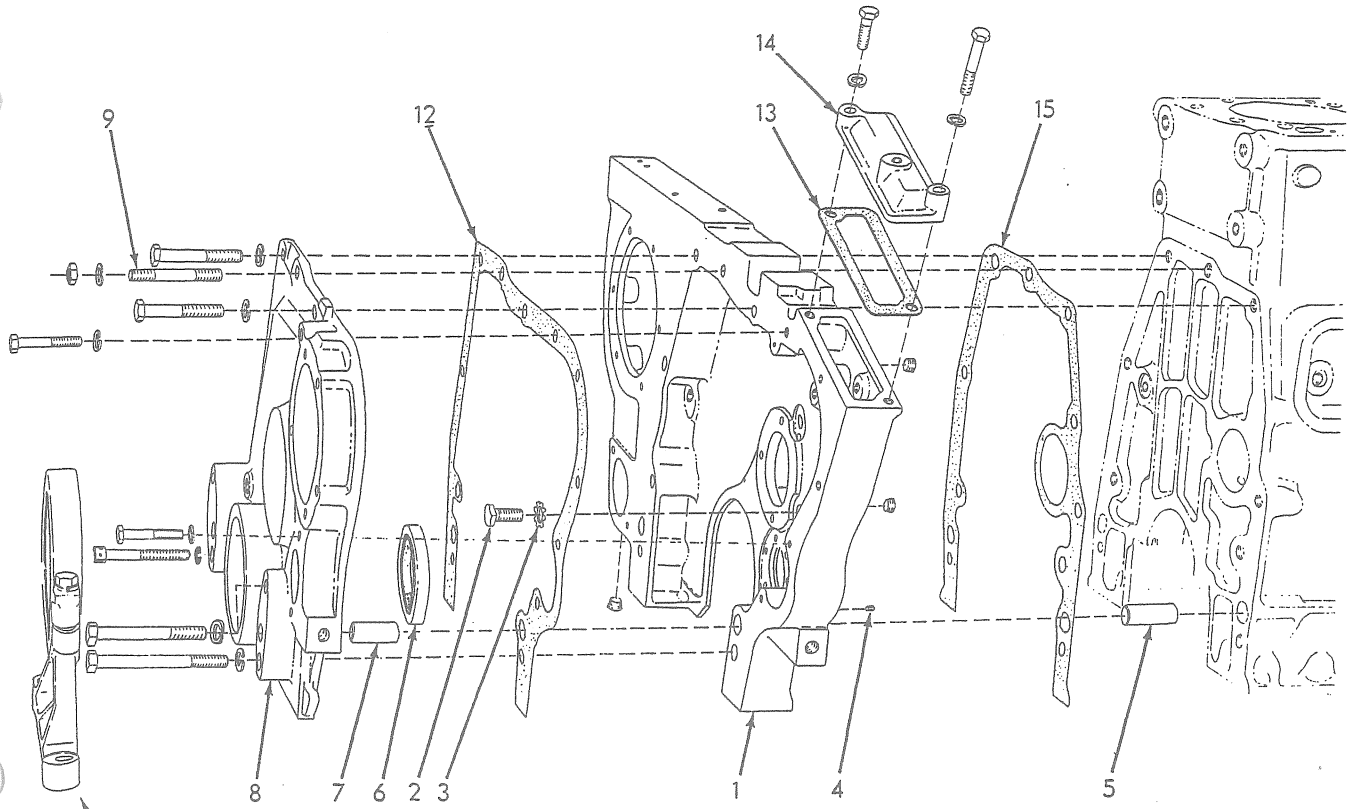


T-24197

PISTON AND CONNECTING ROD

ITEM	PART NO.	QTY.	DESCRIPTION
1	74062315	4	PISTON (Service replacement)(Includes items 2, 3, and 12)
2	74337395	4	PIN, piston (Engines prior to No. 7-22374)
	74354778	4	PIN, piston (For service replacement piston)
3	74255465	8	RETAINER, piston pin
4	74347458	4	RING, compression (top groove)
5	74347235	8	RING, compression
6	74336559	4	RING, oil control
7	74320801	4	ROD ASSY., connecting (Includes items 8 thru 10)
8	74339017	4	BUSHING, connecting rod
9	74354179	8	BOLT, connecting rod
10	74354748	8	NUT, connecting rod bolt
11	74321007	8	BEARING, connecting rod (standard size)
	74321033	8	BEARING, connecting rod (.010" undersize)
	74321034	8	BEARING, connecting rod (.020" undersize)
	74321035	8	BEARING, connecting rod (.030" undersize)
	74321036	8	BEARING, connecting rod (.040" undersize)
12	74062312	4	RING SET (Includes parts for one (1) piston only)

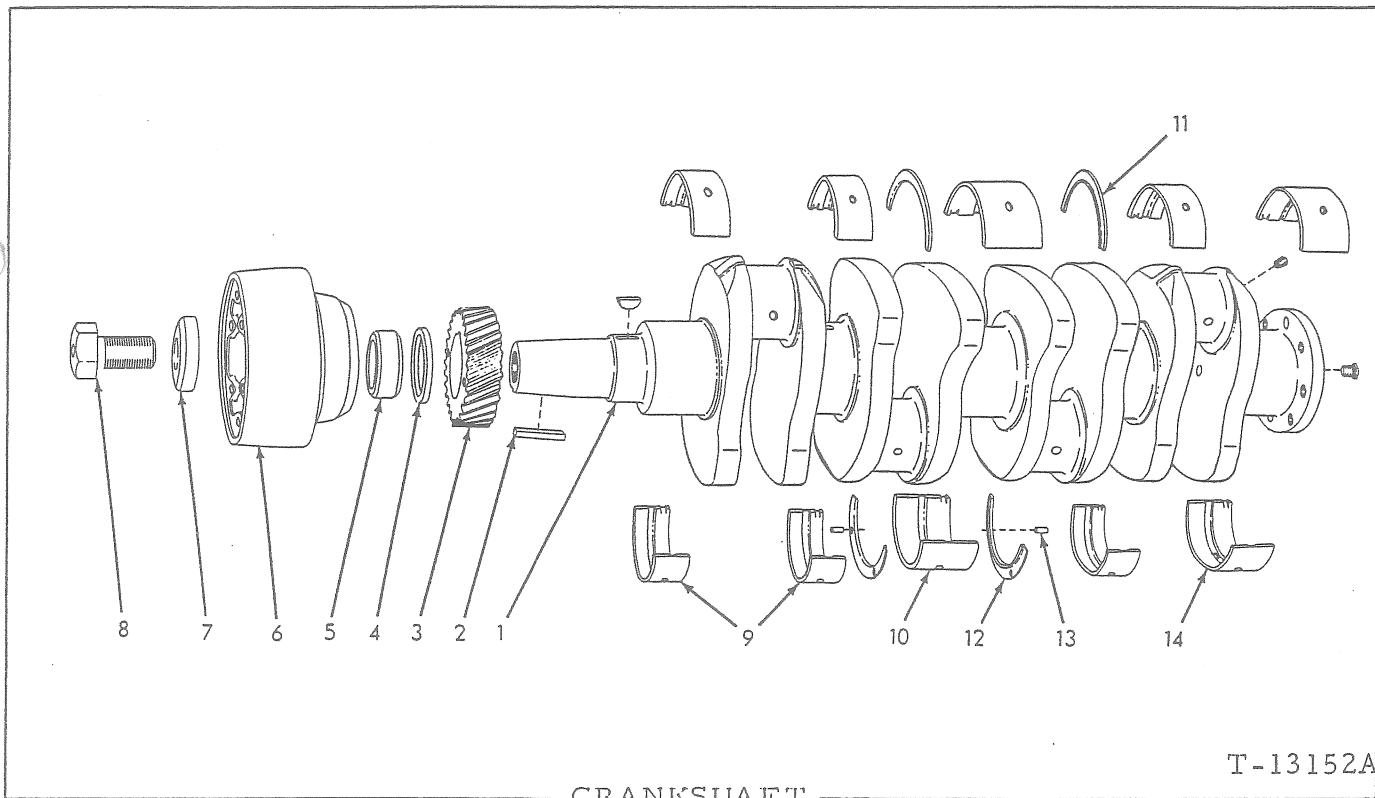
} Order item 12



TIMING GEAR HOUSING

TIMING GEAR HOUSING

ITEM	PART NO.	QTY.	DESCRIPTION
1	74337228	1	HOUSING
	70907856	1	PLUG, pipe, hex-socket, 3/8"NPT
	70917970	2	PLUG, pipe, hex-socket, 1/2"NPT
2	74004054	3	CAPSCREW, 1/2"NC x 1-1/16"
3	74253490	3	LOCKWASHER
4	70621457	3	SETSCREW, plugging (5/16"NC x 3/8", hex-socket, Nylok)
5	74346246	2	PIN, dowel, timing gear housing
6	-----	1	SEAL, oil, crankshaft (2-1/2" I.D.)(Used prior to engine No. 7-15445. Order Seal 74028922)
	74028922	1	SEAL, oil, crankshaft (2-7/32" I.D.)(Effective with engine No. 7-15445. Operates directly off the crankshaft and eliminates the need for Spacer 74320604 and Sleeve 74374390)
7	74348107	2	PIN, dowel, timing gear cover
8	74337281	1	COVER ASSY., timing gear housing (Includes item 7)
	70915969	3	CAPSCREW, 1/2"NC x 3"
	70916319	1	CAPSCREW, 1/2"NC x 3-1/2"
	70921299	1	CAPSCREW, hex-socket-hd., 1/2"NC x 4"
	70919232	1	CAPSCREW, 1/2"NC x 4-3/4"
	70919287	3	CAPSCREW, 3/8"NC x 1-7/8"
	70916274	2	CAPSCREW, 3/8"NC x 2-1/4"
	70904208	6	LOCKWASHER, 1/2"
	70904206	5	LOCKWASHER, 3/8"
9	74320776	1	STUD, timing gear housing
	70904208	1	LOCKWASHER, 1/2"
	70910195	1	NUT, 1/2"NF
10	74335067	1	BRACKET (Includes Cap)(Original equipment) (Order 2 Lockwasher 70912441, 1 Liner 74321466, and 1 Bracket 74321465)
	74321465	1	BRACKET (Includes Cap)(Service replacement)
	70916009	10	WASHER (1/32" thick)(Use as required)(Not used with Bracket 74321465)
	74254891	2	CAPSCREW, 1/2"NC x 2-1/2"
	74335550	2	LOCKWASHER (Used with Bracket 74335067)
	70912441	2	LOCKWASHER, 1/2" (Used with Bracket 74321465)
11	74336491	2	LINER (Used with Bracket 74335067)
	74321466	1	LINER (Used with Bracket 74321465)
12	74348126	1	□GASKET, timing gear housing cover
13	74347120	1	□GASKET, timing hole cover
14	74336524	1	COVER, fuel pump timing hole
	70919225	1	CAPSCREW, 3/8"NC x 1-3/8"
	70919287	1	CAPSCREW, 3/8"NC x 1-7/8"
	70904206	2	LOCKWASHER, 3/8"
15	74348136	1	□GASKET, timing gear housing



T-13152A

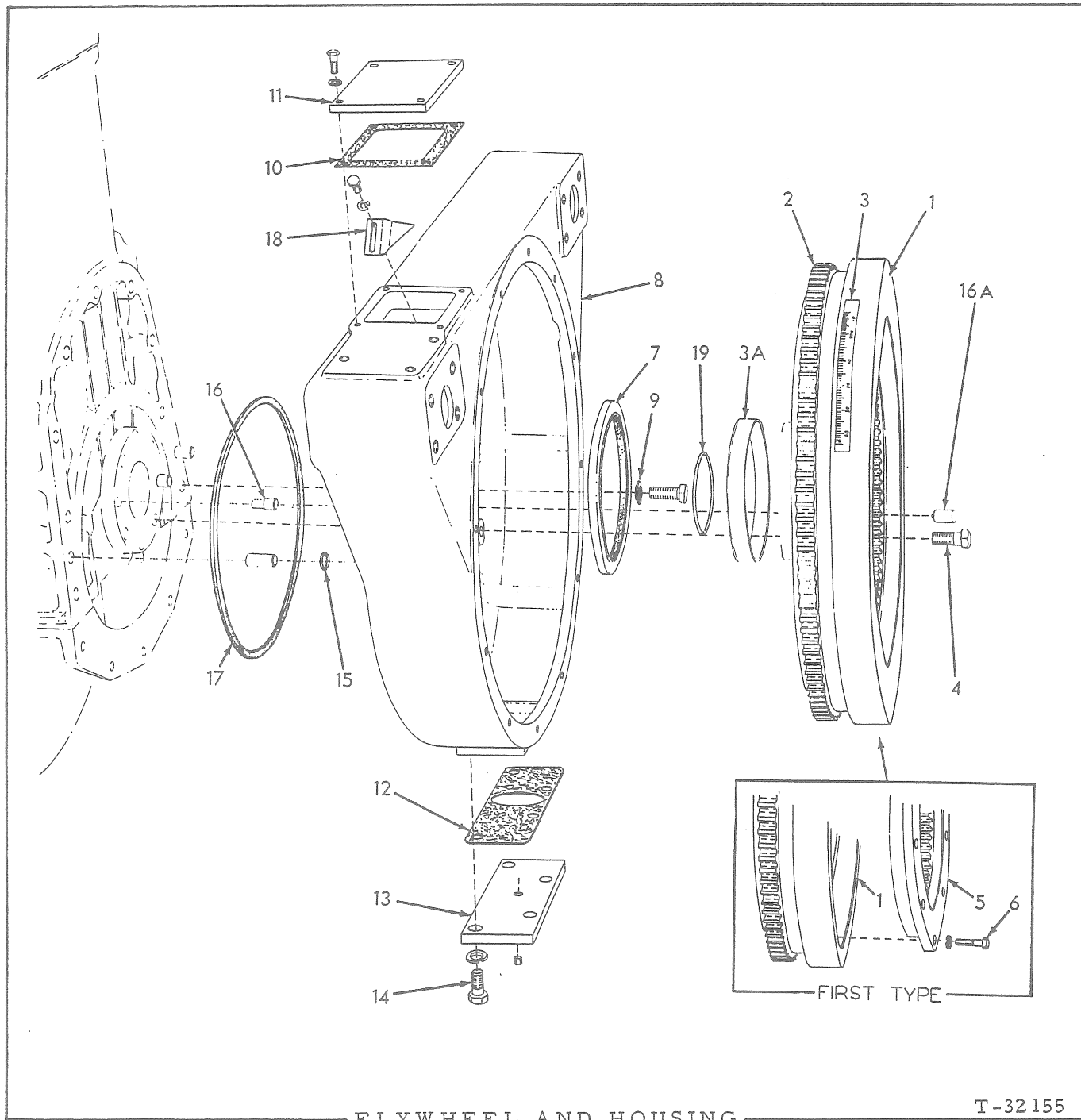
CRANKSHAFT

ITEM	PART NO.	QTY.	DESCRIPTION
1	74359873	1	CRANKSHAFT ASSY. (Includes Plugs indented below)
	70917673	4	PLUG, pipe, hex-socket, 1/8"NPT
	70919840	1	PLUG, pipe, hex-socket, 1/4"NPT
2	74003490	1	KEY, crankshaft pulley (Engines prior to 7-22536)
3	74346205	1	GEAR, crankshaft (Used prior to engine #7-14895)
	74337060	1	GEAR, crankshaft (hardened)(Effective with engine #7-14895)
	70905127	1	KEY, "B" woodruff, 5/16" x 1"
4	74374391	1	SPACER, front oil seal sleeve (Used prior to engine #7-15445)
5	74374390	1	SLEEVE, front oil seal (Used prior to engine #7-15445)
6	74349683	1	HUB, power take-off
7	74371503	1	WASHER, crankshaft pulley bolt
8	74347897	1	CAPSCREW, crankshaft pulley
9	74321348	6	BEARING, front and intermediate main (standard size)
	74321388	6	BEARING, front and intermediate main (.010" undersize)
	74321389	6	BEARING, front and intermediate main (.020" undersize)
	74321390	6	BEARING, front and intermediate main (.030" undersize)
	74321391	6	BEARING, front and intermediate main (.040" undersize)

(Continued)

CRANKSHAFT (Continued)

ITEM	PART NO.	QTY.	DESCRIPTION
10	74321349	2	BEARING, center main (standard size)
	74321392	2	BEARING, center main (.010" undersize)
	74321393	2	BEARING, center main (.020" undersize)
	74321394	2	BEARING, center main (.030" undersize)
	74321395	2	BEARING, center main (.040" undersize)
11	74337683	2	FLANGE, thrust, center main, upper (standard size)
	74337684	2	FLANGE, thrust, center main, upper (.005" over-size)
	74337685	2	FLANGE, thrust, center main, upper (.010" over-size)
	74337686	2	FLANGE, thrust, center main, upper (.015" over-size)
	74337687	2	FLANGE, thrust, center main, lower (standard size)
12	74337688	2	FLANGE, thrust, center main, lower (.005" over-size)
	74337689	2	FLANGE, thrust, center main, lower (.010" over-size)
	74337690	2	FLANGE, thrust, center main, lower (.015" over-size)
	74250898	4	PIN, dowel, thrust flange
14	74337698	2	BEARING, rear main (standard size)
	74337699	2	BEARING, rear main (.010" undersize)
	74337700	2	BEARING, rear main (.020" undersize)
	74337715	2	BEARING, rear main (.030" undersize)
	74337716	2	BEARING, rear main (.040" undersize)



ITEM	PART NO.	QTY.	DESCRIPTION
1	74338497	1	FLYWHEEL ASSY. (Includes item 2)(Used prior to engine #7-21163 including #7-21224 thru #7-21425)
	74359097	1	FLYWHEEL ASSY. (Includes item 2)(Effective with engine #7-21163 excluding #7-21224 thru #7-21425)
2	74304907	1	GEAR, ring
3	74336621	1	STRIP, timing marks (Used prior to engine #7-16565)

(Continued)

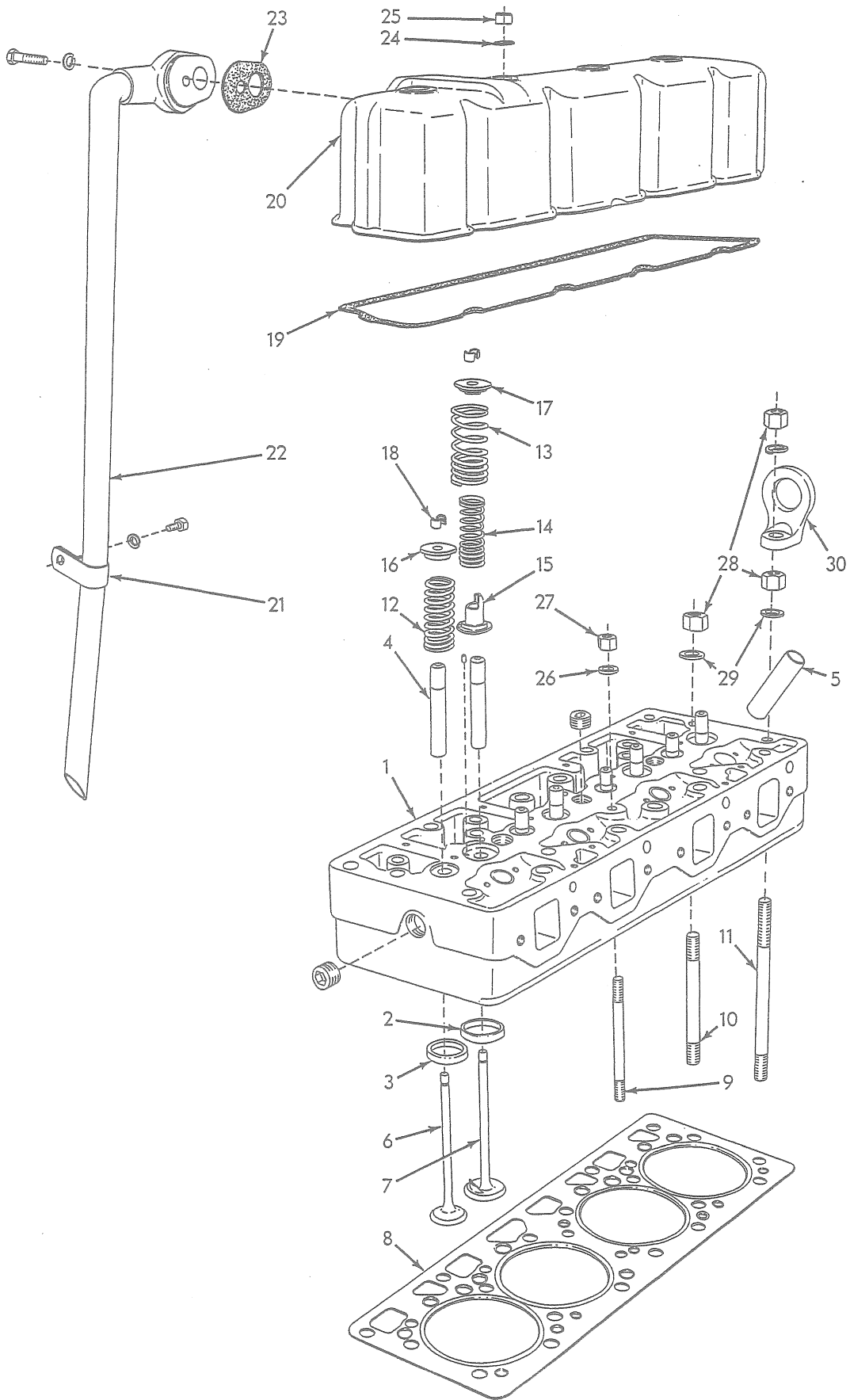
(Revised June 1979)

FLYWHEEL AND HOUSING (Continued)

ITEM	PART NO.	QTY.	DESCRIPTION
3A	74029556	1	SLEEVE KIT, wear (Engine #7-22430 and up)
4	74359806	6	BOLT, flywheel
5	70624459	1	RING, adapting (Used prior to engine #7-21163 including #7-21224 thru #7-21425)
6	70013058	12	CAPSCREW, 3/8"NC x 1-1/4"
	70904206	12	LOCKWASHER, 3/8"
7	74029500	1	SEAL KIT, oil, crankshaft rear end (If for engines prior to #7-22430 also order 1 WEAR SLEEVE KIT 74029556)
8	74359956	1	HOUSING, flywheel
	70917021	2	PIN, dowel, 1/2" x 1"
	74752075	9	BOLT, self-locking, 1/2"NC x 1-1/4"
9	74376749	9	WASHER, sealing (Used prior to engine #7-22429)
10	74336676	1	GASKET, timing hole cover
11	74336634	1	COVER, flywheel housing timing hole
	70915343	4	CAPSCREW, 1/4"NC x 5/8"
	70904204	4	LOCKWASHER, 1/4"
12	70628655	1	GASKET, bottom cover
13	70628512	1	COVER, flywheel housing bottom
	70901652	1	PLUG, pipe, 1/4"NPT
14	70916311	4	CAPSCREW, 1/2"NC x 1-1/4"
	70904208	4	LOCKWASHER, 1/2"
15	70923376	2	O-RING, sealing, flywheel housing dowel pin hole
16	74500300	2	DOWEL, flywheel to crankshaft
16A	74359168	1	SLUG KIT, dowel sealing (Consists of 2 lead slugs)
17	74336897	1	□RING, sealing, flywheel housing to crankcase
18	74336609	1	POINTER, timing
	70916284	2	CAPSCREW, 1/4"NC x 1/2"
	70904204	2	LOCKWASHER, 1/4"
19	70923816	1	O-RING, flywheel to crankshaft (Effective with engine #7-20234)

} Engines
prior to
#7-22537

(Revised January 1974)



CYLINDER HEAD

T-24184

CYLINDER HEAD

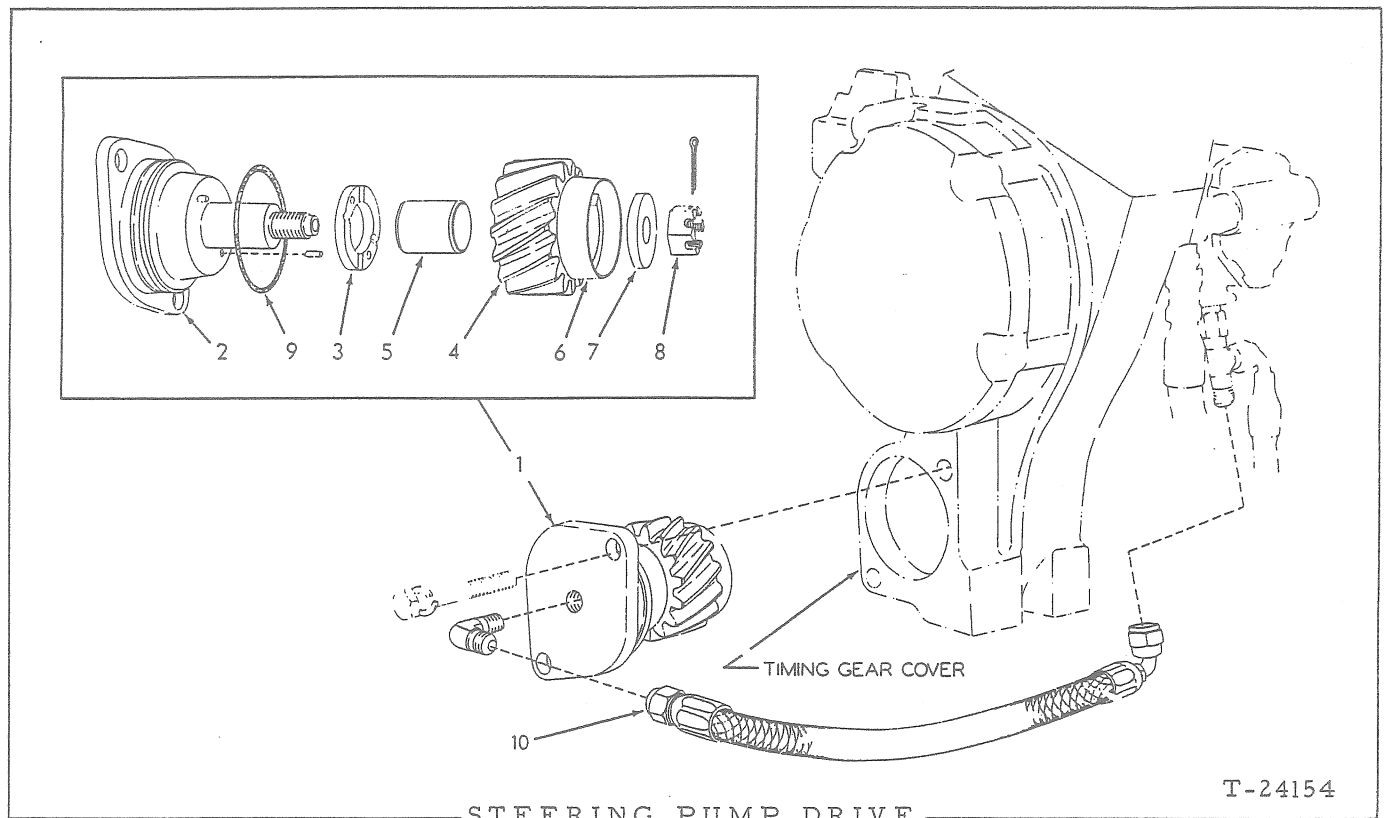
ITEM	PART NO.	QTY.	DESCRIPTION
1	74359197	1	HEAD ASSEMBLY, cylinder (Includes items 2 thru 5 and hardware indented below)
	70920340	5	PLUG, pipe, hex-socket, 3/4"NPT
	70917560	4	PIN, dowel, 3/16" x 3/8" (intake valve locator)
2	74336418	4	INSERT, 45° intake valve seat (Standard)
	74336601	4	INSERT, 45° intake valve seat (.005" oversize)
	74339546	4	INSERT, 45° intake valve seat (Standard)
	74339624	4	INSERT, 45° intake valve seat (.005" oversize)
	74359112	4	INSERT, 30° intake valve seat
	74359113	4	INSERT, 30° intake valve seat (.005" oversize)
3	74336419	4	INSERT, 45° exhaust valve seat (Standard)
	74336602	4	INSERT, 45° exhaust valve seat (.005" oversize)
	74339547	4	INSERT, 45° exhaust valve seat (Standard)
	74339625	4	INSERT, 45° exhaust valve seat (.005" oversize)
	74359114	4	INSERT, 30° exhaust valve seat
	74359115	4	INSERT, 30° exhaust valve seat (.005" oversize)
4	74359192	4	GUIDE, exhaust valve stem
	74359193	4	GUIDE, intake valve stem
5	74336157	4	SLEEVE, injection nozzle
6	74336128	4	VALVE, exhaust (45°)
	74359117	4	VALVE, exhaust (30°)
7	74336127	4	VALVE, intake (45°)
	74339116	4	VALVE, intake (30°)
8	74349883	1	□ GASKET, cylinder head
9	74339498	5	STUD, cylinder head (1/2" x 6-1/8")
10	74339505	17	STUD, cylinder head (5/8" x 6-1/2")
11	74339510	2	STUD, cylinder head (5/8" x 8")
12	74336131	4	SPRING, exhaust valve
13	74336129	4	SPRING, intake valve, outer
14	74336130	4	SPRING, intake valve, inner
15	74336758	4	LOCATOR, intake valve
16	74343799	4	RETAINER, exhaust valve spring
17	74336153	4	RETAINER, intake valve spring
18	74376497	16	LOCK, valve spring retainer (half only)
19	74354113	1	□ GASKET, rocker cover
20	74354111	1	COVER, rocker
21	74253771	1	CLAMP, breather, tube supporting
	70915408	1	CAPSCREW, 3/8"NC x 3/4"
	70904206	1	LOCKWASHER, 3/8"

(Continued)

(Revised June 1979)

CYLINDER HEAD (Continued)

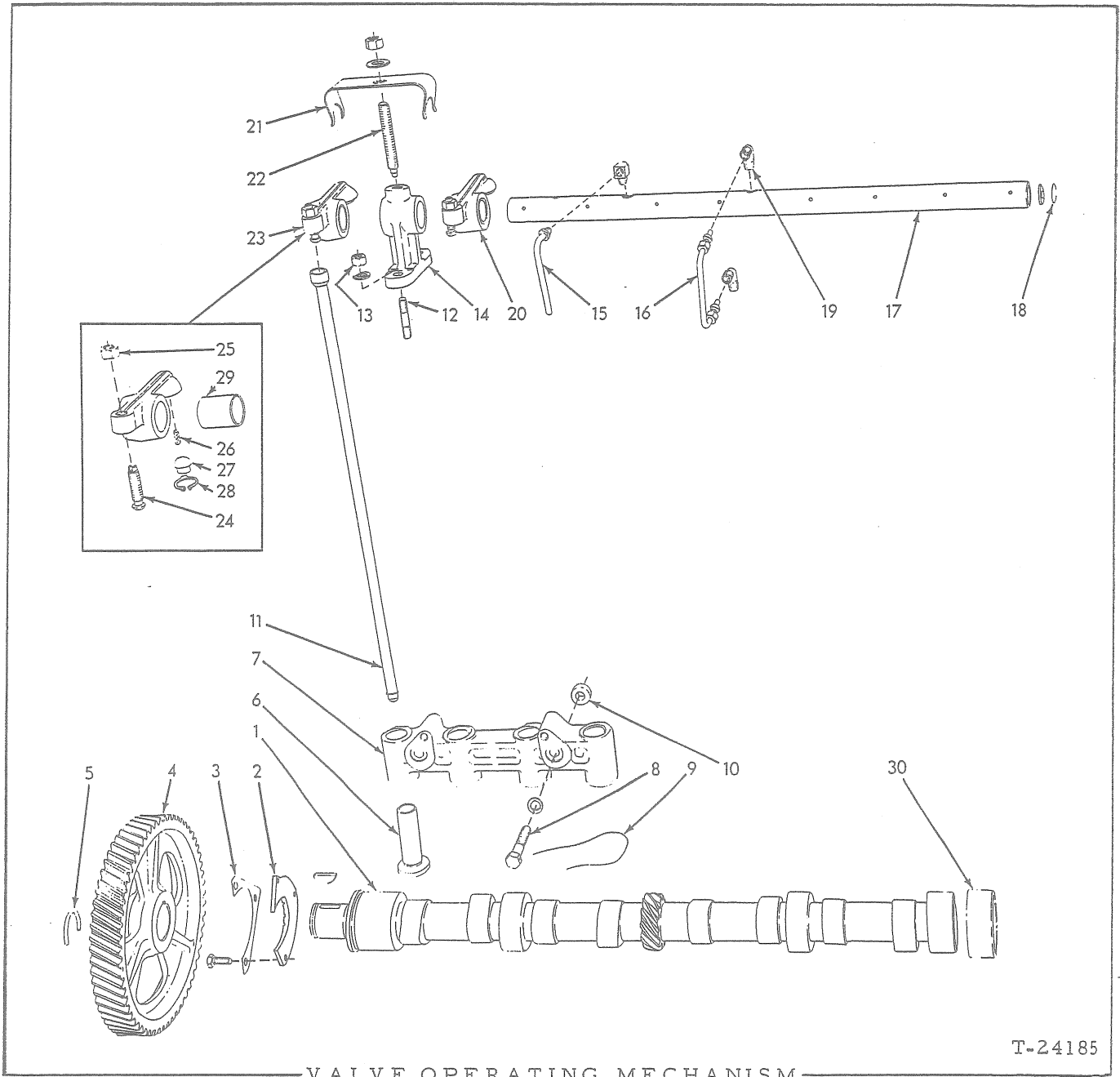
ITEM	PART NO.	QTY.	DESCRIPTION
22	74337747	1	TUBE, breather
	70916273	1	CAPSCREW, 3/8"NC x 1-3/4"
	70904206	1	LOCKWASHER, 3/8"
23	74348133	1	□GASKET, breather tube
24	74376749	4	WASHER, sealing, rocker cover nut
25	74375937	4	NUT, rocker cover
26	74372864	5	WASHER, cylinder head nut (for 1/2" stud)
27	74388205	5	NUT, cylinder head stud (1/2"NF)
28	74388202	21	NUT, cylinder head stud (5/8"NF)
29	74354490	19	WASHER, cylinder head nut (for 5/8" stud)
30	74348243	2	EYE, engine lifting
	70904209	2	LOCKWASHER, 5/8"



STEERING PUMP DRIVE

T-24154

ITEM	PART NO.	QTY.	DESCRIPTION
1	74338168	1	DRIVE ASSY. (Consists of items 2 thru 9; also ELBOW 70919173
	-----	2	CAPSCREW (See TIMING GEAR HOUSING section)
2	74335694	1	SHAFT ASSY. (Includes PINS indented below)
	70919242	2	PIN, spring, 1/8" x 3/8" (dowel)
3	74376598	1	WASHER, thrust
4	74339750	1	GEAR ASSY. (Includes items 5 and 6)
5	74335654	1	BUSHING, drive gear
6	74338161	1	SLEEVE, drive gear
7	74335655	1	WASHER, gear retaining
8	70919115	1	NUT, gear retaining (1/2"NF, left hand thread)
	70900801	1	PIN, cotter, 3/32" x 3/4"
9	70923814	1	O-RING, drive sealing
10	74335583	1	HOSE ASSY., lubricating (See HOSE PARTS)
	70919173	1	ELBOW, flare type, 1/4" tube, 1/8"NPT male



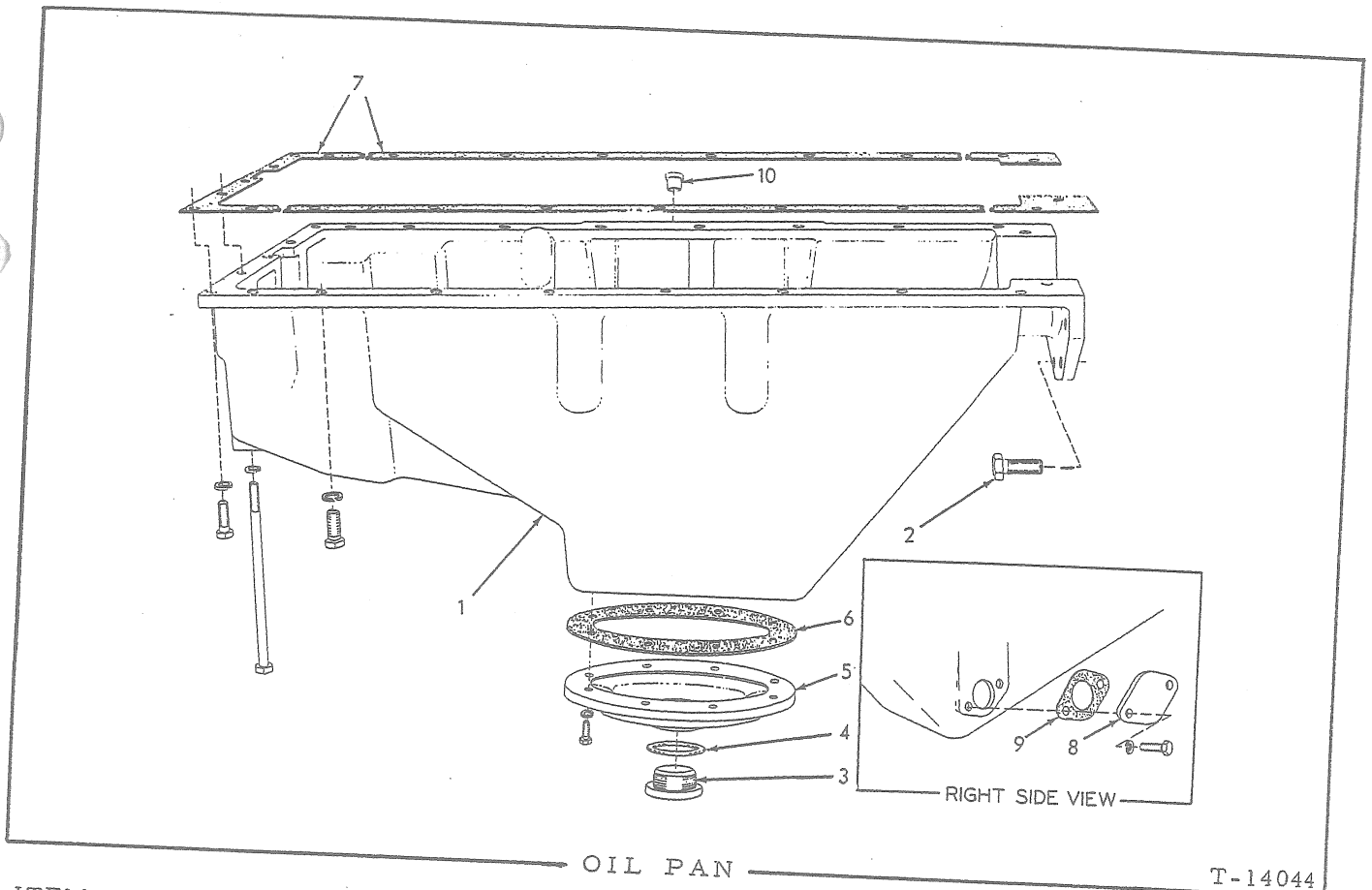
ITEM	PART NO.	QTY.	DESCRIPTION
1	74337731	1	CAMSHAFT
	70905126	1	KEY, #5 woodruff, 1/4" x 1"
2	74349257	1	COLLAR, camshaft thrust
	70916277	3	CAPSCREW, 5/16"NC x 5/8"
3	74025391	1	PLATE, capscrew locking
4	74346206	1	GEAR, camshaft (Used prior to engine #7-14895)
	74337045	1	GEAR, camshaft (hardened)(Effective with engine #7-14895)

(Continued)

VALVE OPERATING MECHANISM (Continued)

ITEM	PART NO.	QTY.	DESCRIPTION	
5	74346307	1	RING, snap, gear retaining	
6	74338299	8	LIFTER, valve	
7	74348074	2	BRACKET, valve lifter	
8	70919287	4	CAPSCREW, 3/8"NC x 1-7/8"	
	70904206	4	LOCKWASHER, 3/8"	
9	74348964	4	WIRE, locking	
10	74347832	4	DOWEL, hollow, valve lifter bracket	
11	74336234	8	ROD, push	
12	74506946	8	STUD, rocker shaft bracket (3/8" diam.)	} Used prior to engine #7-22535
	70904206	8	LOCKWASHER, 3/8"	
13	74348440	8	NUT, 3/8"NF	
13A	74255723	8	BOLT, rocker shaft bracket (self-locking)(Effective with engine #7-22535)	
14	74336142	4	BRACKET, rocker shaft	
15	74349157	1	TUBE ASSY., rocker shaft drain (Includes nut)	
	70913040	1	ELBOW, inverted, flare type, 90°, 1/4" tube, 1/4"NPT male	
16	74348452	1	TUBE, oil, rocker shaft	
	70911437	2	NUT, compression fitting, 1/4" tube	
	70911435	2	SLEEVE, compression fitting, 1/4" tube	
	70911017	1	ELBOW, compression, 1/4" tube, 1/8"NPT male	
17	74348917	1	SHAFT ASSY., rocker arm (Includes 70910002 PLUGS and item 18)	
	70910002	2	PLUG, expansion, 3/4" diam.	
18	74254363	2	RING, snap, rocker shaft	
19	74335381	1	ELBOW, rocker shaft oil tube (restricted)	
20	74337479	4	ARM ASSY., rocker, exhaust valve (Includes items 24 thru 29)	
21	74338143	4	CLIP, spring, rocker arm retaining	
22	74348130	1	SCREW, rocker shaft retaining (3" long, dog-pt.)	
	74348129	3	STUD, rocker arm retaining clip (7/16" diam., 2-5/8" long)	
	70912298	4	WASHER, plain, SAE std., 7/16"	
	70910986	4	NUT, 7/16"NF	
23	74337478	4	ARM ASSY., rocker, intake valve (Includes items 24 thru 29)	
24	74336646	8	SCREW, valve lash adjustment	
25	74348440	8	NUT, valve lash adjustment screw	
26	74364422	8	WICK, oiling, rocker ball	} Engines prior to #7-22493
27	74379305	8	BALL, rocker arm	
28	74385480	8	RING, snap, rocker arm ball	
29	74660369	8	BUSHING, rocker arm (Engines prior to #7-22331)	
30	-----	-	BEARING, camshaft (See CYLINDER BLOCK)	

(Revised June 1979)

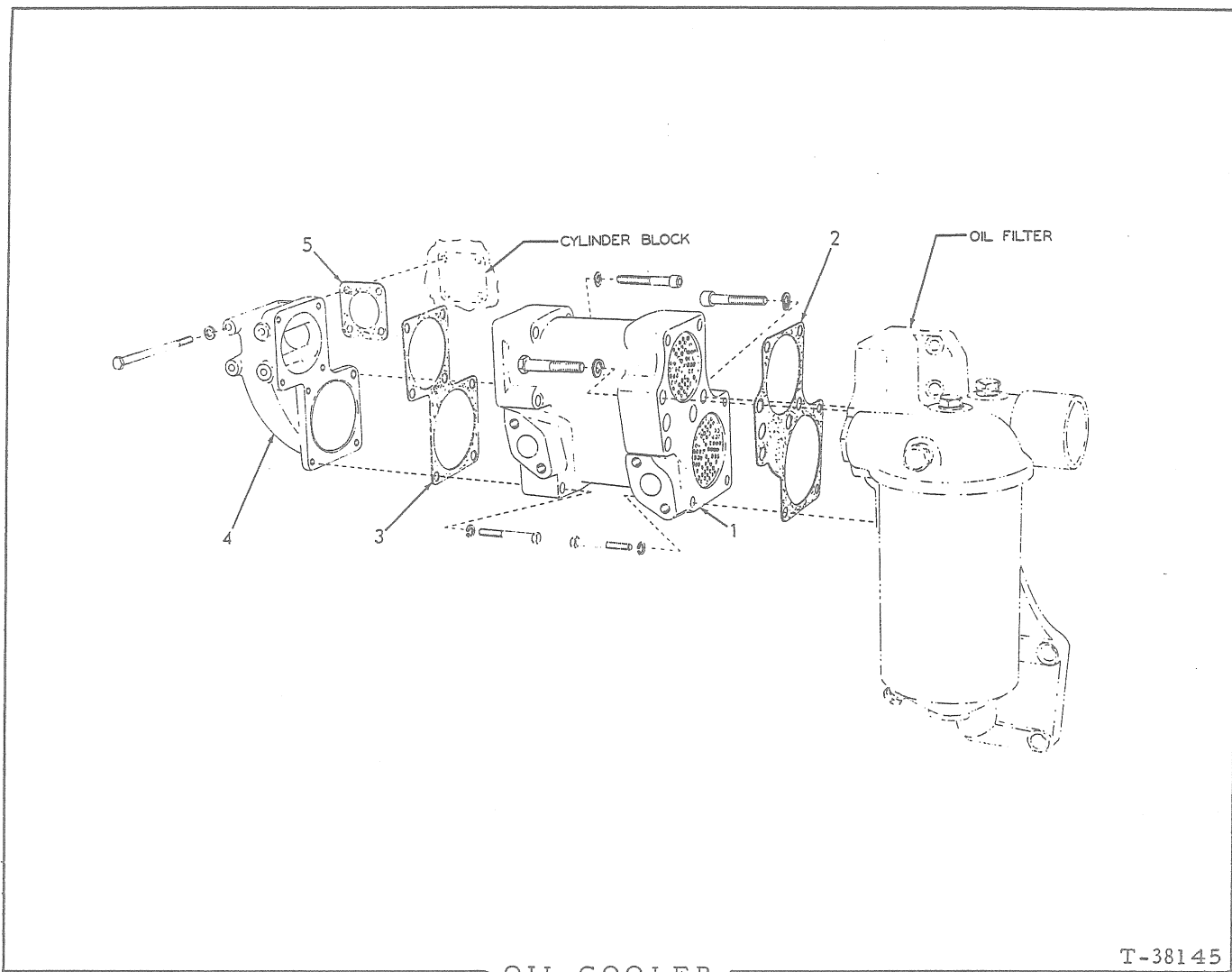


OIL PAN

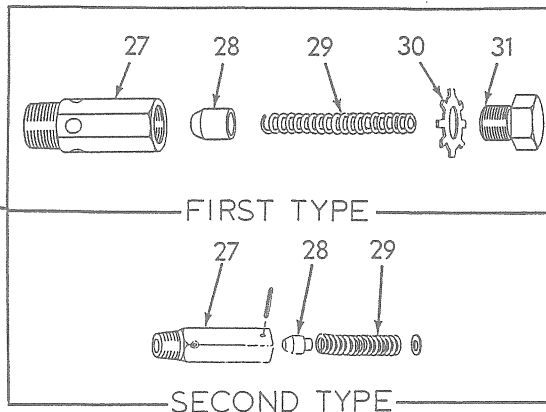
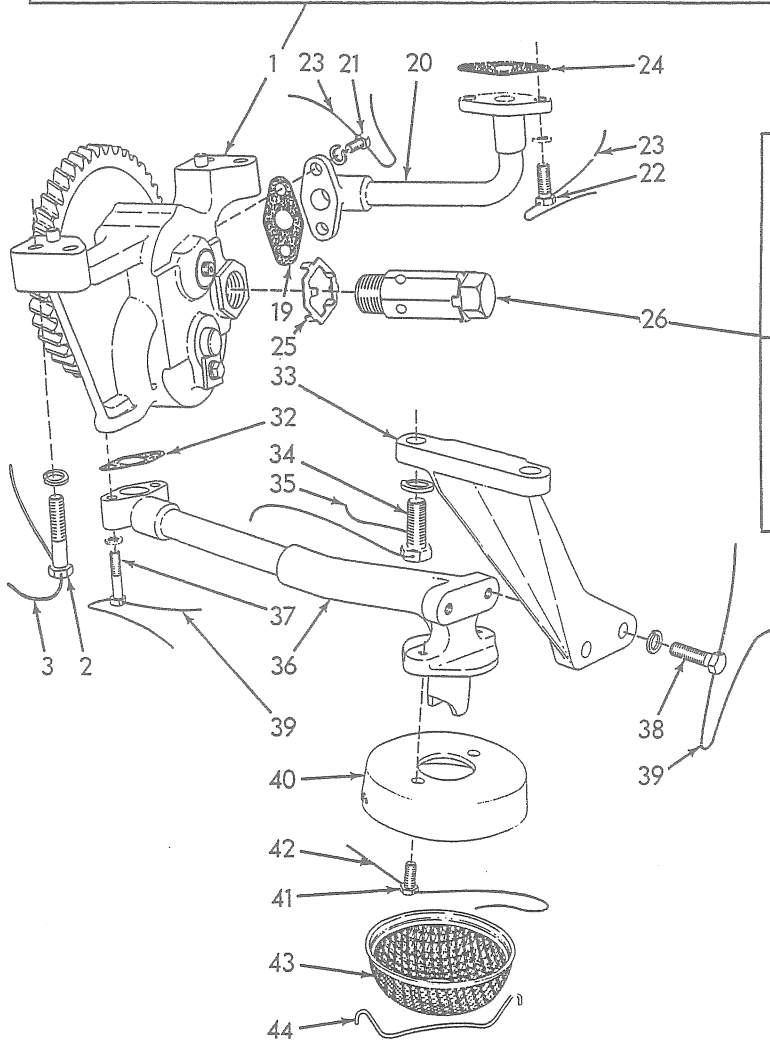
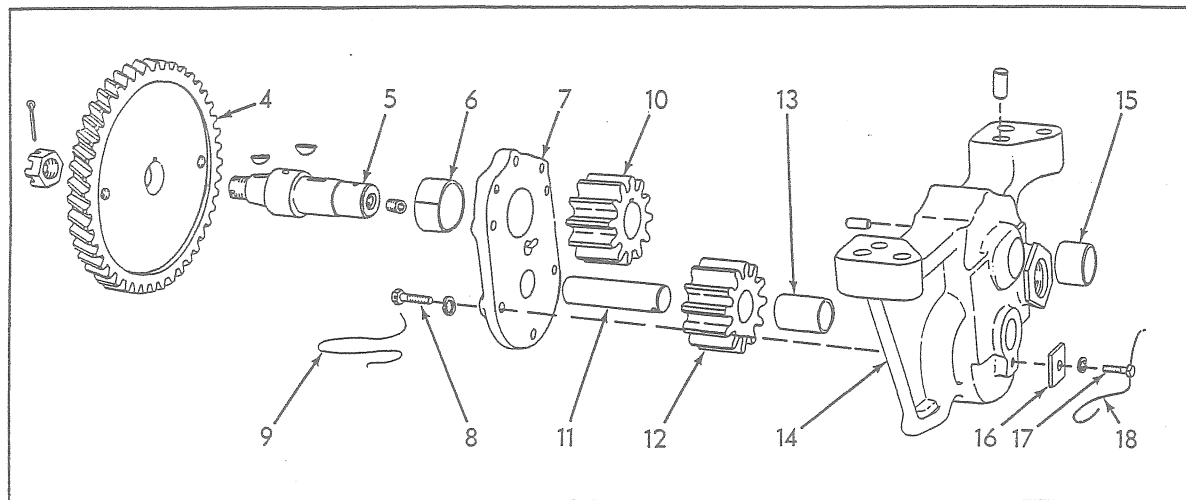
T-14044

ITEM	PART NO.	QTY.	DESCRIPTION
1	74338738	1	PAN ASSEMBLY (Includes items 8 thru 10)
2	74255916	5	
	70919224	18	
	70914392	2	
	70919292	3	
	70904206	18	
	70904205	5	LOCKWASHER, 5/16"
3	70667252	1	PLUG, oil drain
4	70035249	1	GASKET, oil drain plug
5	74374221	1	COVER, clean-out
	70919224	8	
	70904206	8	
			CAPSCREW, 3/8"NC x 1-1/8"
			LOCKWASHER, 3/8"
6	74371289	1	GASKET, clean-out cover
7	74348142	1	GASKET SET, oil pan (5 pieces)
8	74337741	1	COVER, side
	70915408	2	
	70904206	2	
			CAPSCREW, 3/8"NC x 3/4"
			LOCKWASHER, 3/8"
9	70621516	1	GASKET, side cover
10	74362338	1	PLUG, dipstick hole

Not original equipment.
Furnished with service
replacement oil pans only



ITEM	PART NO.	QTY.	DESCRIPTION
1	74349947	1	COOLER, oil
	70912069	11	CAPSCREW, 3/8"NC x 2-1/2"
	70912271	1	CAPSCREW, socket-hd., 3/8"NC x 2-1/2"
	70904206	12	LOCKWASHER, 3/8"
	70916317	2	CAPSCREW, 1/2"NC x 2-3/4"
	70919059	1	CAPSCREW, socket-hd., 1/2"NC x 2-3/4"
	70904208	3	LOCKWASHER, 1/2"
2	74349954	1	GASKET, cooler to filter
3	74349983	1	GASKET, water connection to cooler
4	74348102	1	CONNECTION, water outlet
	70918778	4	CAPSCREW, 3/8"NC x 4-3/4"
	70904206	4	LOCKWASHER, 3/8"
5	74348184	1	GASKET, water connection to block



OIL PUMP

T-14042

OIL PUMP

ITEM	PART NO.	QTY.	DESCRIPTION	
1	74348886	1	PUMP ASSEMBLY, oil (Consists of items 4 thru 18)(Used prior to engine #7-14895)	
	74337059	1		PUMP ASSEMBLY, oil (Consists of items 4 thru 18)(Effective with engine #7-14895)
} Order Oil Pump conversion kit 74321187 (See Packaged Parts)				
2	74348692	4	CAPSCREW, drilled-hd., 3/8"NC x 1-3/4"	
	70904206	4	LOCKWASHER, 3/8"	
3	74509035	2	WIRE, locking #18 x 10"	
4	74348352	1	GEAR, driving (Used prior to engine #7-14895)	
	74337047	1		GEAR, driving (hardened)(Effective with engine #7-14895)
5	74348894	1	SHAFT, upper	
	70910224	2	KEY, #6 woodruff, 5/32" x 5/8"	
	70900807	1	PIN, cotter, 1/8" x 1-1/4"	
	70917673	1	PLUG, pipe, hex-socket, 1/8"NPT	
	70912840	1	NUT, slotted, 5/8"NF	
6	74347659	1	BUSHING, pump cover	
7	74348044	1	COVER ASSEMBLY (Includes item 6)	
8	74875601	6	CAPSCREW, drilled-hd., 1/4"NC x 7/8"	
	70904204	6		LOCKWASHER, 1/4"
9	74348691	3	WIRE, locking, #18 x 6"	
10	74348883	1	GEAR, upper	
11	74348038	1	SHAFT, lower	
12	74348891	1	GEAR ASSEMBLY, lower (Includes item 13)	
13	74348083	1	BUSHING, lower gear	
14	74348885	1	HOUSING ASSEMBLY (Includes item 15 and dowel PINS indented below)	
	70917554	1		PIN, dowel, 1/4" x 1/2"
	70917546	2		PIN, dowel, 3/8" x 5/8"
15	74348303	1	BUSHING, pump housing	
16	74348020	1	RETAINER, lower shaft	
17	74349378	1	CAPSCREW, drilled-hd., 1/4"NC x 1/2"	
	70904204	1		LOCKWASHER, 1/4"
18	74348769	1	WIRE, locking #18 x 4"	
19	74348215	1	□GASKET, discharge pipe to pump	
20	74348834	1	PIPE, discharge	
21	74320227	2	CAPSCREW, drilled-hd., 5/16"NC x 7/8"	
	70904205	2		LOCKWASHER, 5/16"
22	74346483	2	CAPSCREW, drilled-hd., 3/8"NC x 1-1/4"	
	70904206	2		LOCKWASHER, 3/8"
23	74509035	2	WIRE, locking, #18 x 10"	
24	74346169	1	□GASKET, discharge pipe to crankcase	
25	74347938	1	LOCK, pressure relief valve body	

□Also see PACKAGED PARTS

(Continued)

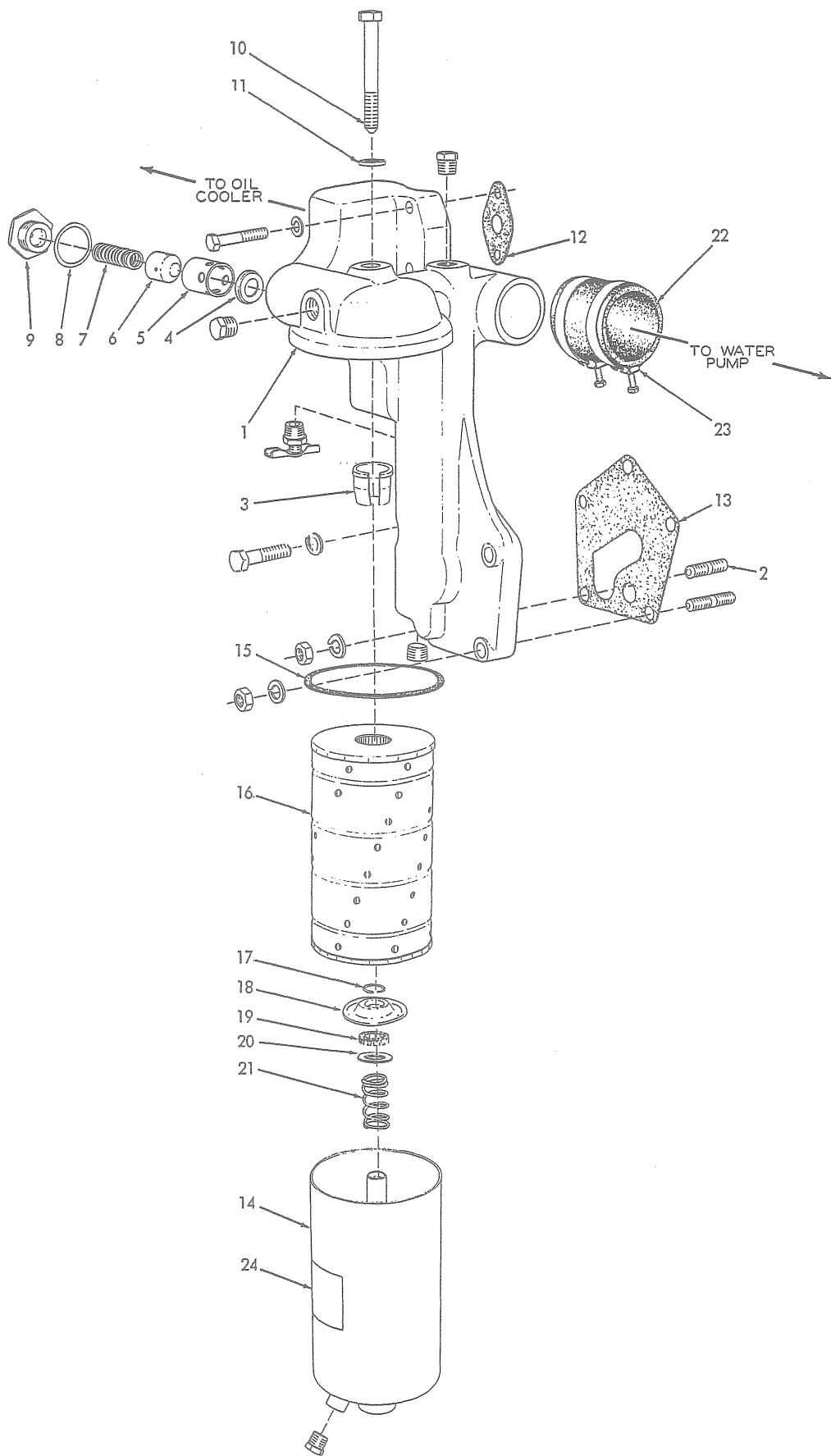
(Revised June 1979)

OIL PUMP (Continued)

ITEM	PART NO.	QTY.	DESCRIPTION
26	74320597	1	VALVE ASSEMBLY, pressure relief (Items 27 thru 29)
27	-----	1	BODY, pressure relief valve
28	-----	1	PISTON, pressure relief valve
29	-----	1	SPRING, pressure relief valve (Used prior to engine #7-21911 Order item 26)
	74354568	1	SPRING, pressure relief valve (Effective with engine #7-21911)
	70913168	1	WASHER, plain
	70916001	1	PIN, roll, 3/16" x 1"
30	-----	1	WASHER, locking, relief valve cap
31	-----	1	CAP, relief valve
32	74348218	1	□GASKET, suction pipe to pressure pump
33	74348686	1	BRACKET, suction pipe supporting
34	74311869	2	CAPSCREW, drilled-hd., 1/2"NC x 1-1/4"
	70904208	2	LOCKWASHER, 1/2"
35	74348689	1	WIRE, locking, #18 x 13"
36	74348842	1	PIPE, suction
37	74349375	2	CAPSCREW, drilled-hd., 5/16"NC x 1-5/8"
	70904205	2	LOCKWASHER, 5/16"
38	74346483	2	CAPSCREW, drilled-hd., 3/8"NC x 1-1/4"
	70904206	2	LOCKWASHER, 3/8"
39	74509035	2	WIRE, locking, #18 x 10"
40	74320593	1	COVER, oil screen
41	74374129	2	CAPSCREW, drilled-hd., 5/16"NC x 3/4"
42	74509035	1	WIRE, locking, #18 x 10"
43	74348683	1	SCREEN, oil
44	74348682	1	RETAINER, oil screen

} Not serviced separately

} Used prior to engine #7-21911. Order item 26

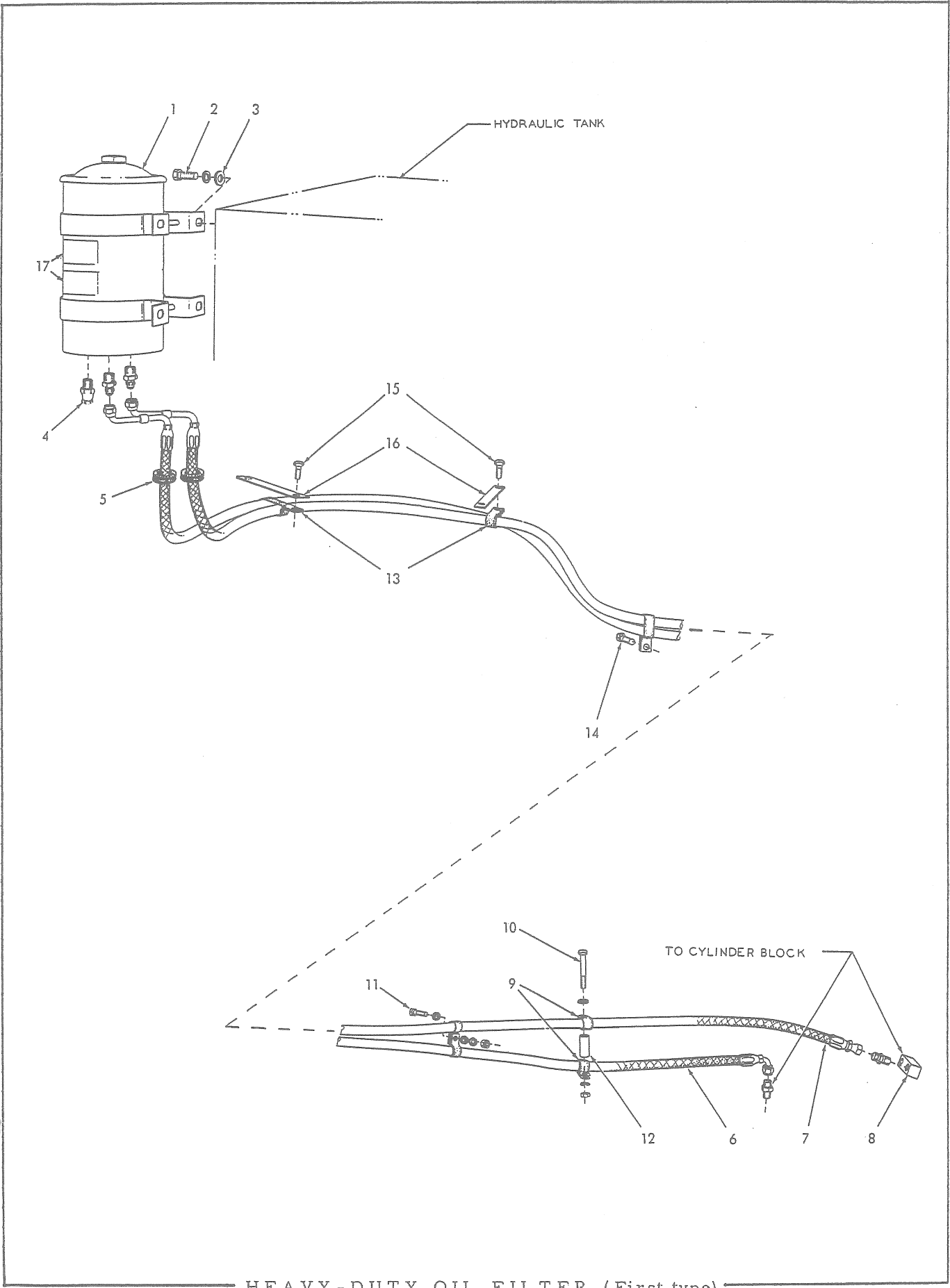


T-24183

OIL FILTER

OIL FILTER

ITEM	PART NO.	QTY.	DESCRIPTION
1	74359954	1	HEAD ASSEMBLY
	70920416	2	PLUG, pipe, hex-hd., 1/2"NPT
	70904223	1	PLUG, pipe, ctsk-hd., 1/2"NPT
	70910948	2	CAPSCREW, 3/8"NC x 2"
	70904206	2	LOCKWASHER, 3/8"
	70916314	2	CAPSCREW, 1/2"NC x 2"
	70904208	2	LOCKWASHER, 1/2"
	70912415	1	COCK, drain, T-handle, 1/4"NPT
2	74348314	1	STUD, filter head to block (1-7/8" long)
	74336799	1	STUD, filter head to block (2-3/8" long)
	70904208	2	LOCKWASHER, 1/2"
	70910195	2	NUT, 1/2"NF
3	74379263	1	GUIDE, cartridge
4	74373614	1	SEAT, by-pass valve
5	74373612	1	SLEEVE, by-pass valve piston
6	74373613	1	PISTON, by-pass valve
7	74359656	1	SPRING, by-pass valve
8	74253751	1	GASKET, by-pass valve cap
9	74349957	1	CAP, by-pass valve
10	74349962	1	CAPSCREW, body retaining
11	74376749	1	WASHER, sealing, body retaining capscrew
12	74348185	1	□GASKET, filter head to block, upper
13	74349956	1	□GASKET, filter head to block, lower
14	74349977	1	BODY, oil filter
	70918951	1	PLUG, pipe, hex-hd., 3/8"NPT
15	74372325	1	GASKET, body to head
16	74349986	1	CARTRIDGE ASSEMBLY (Includes item 15)
17	74379269	1	RING, snap, adaptor and spring retaining
18	74055971	1	ADAPTOR, cartridge centering, lower
19	74053409	1	SEAL, cartridge adaptor
20	74053410	1	WASHER, cartridge adaptor seal
21	74379268	1	SPRING, cartridge retaining
22	74336794	1	HOSE, water pump to filter head
23	74253922	2	CLAMP, hose
24	-----	1	TRANSFER (See PAINTING AND MARKING)

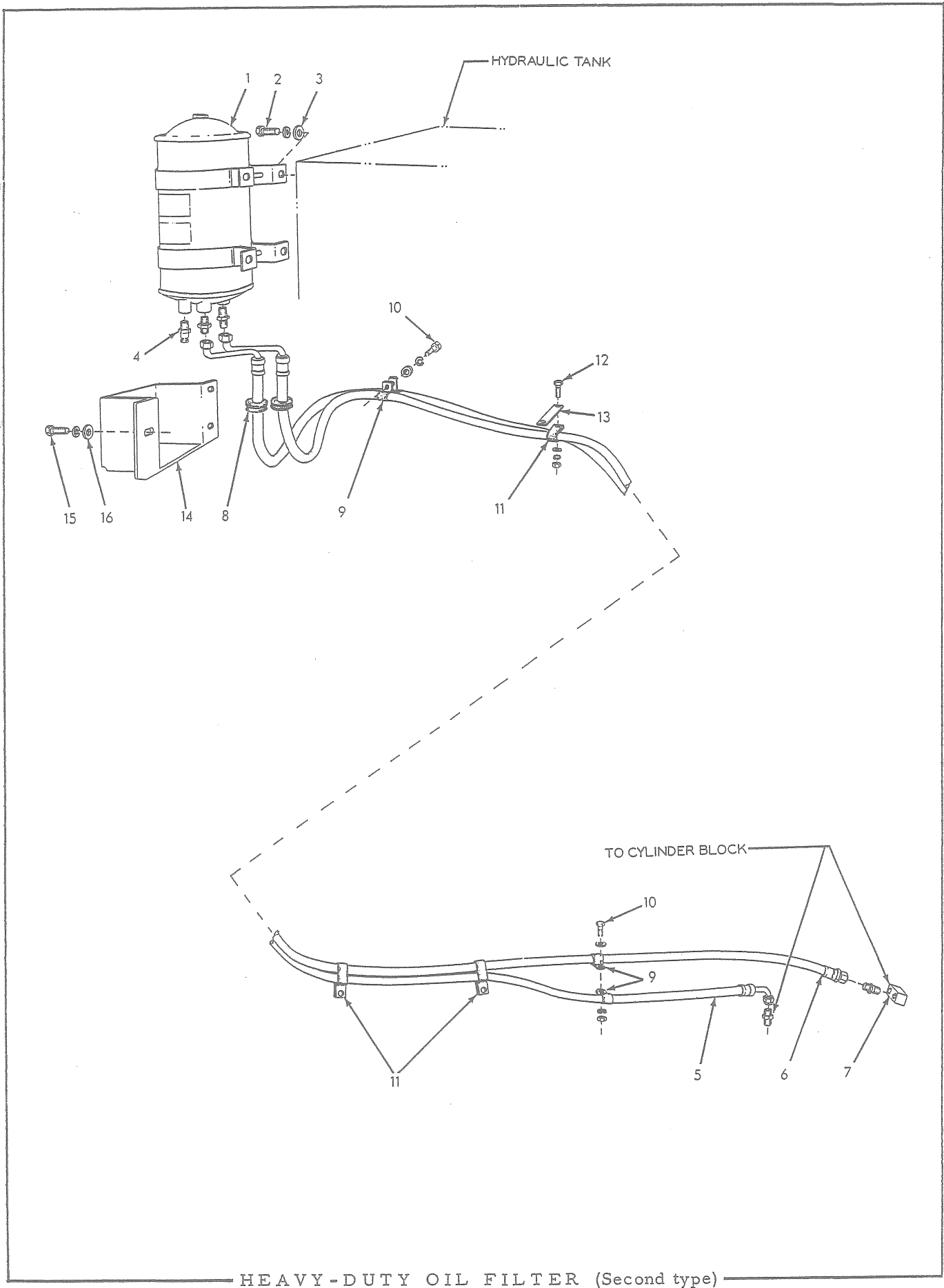


HEAVY-DUTY OIL FILTER

USAGE: Special equipment. Supplements standard oil filter. Used prior to tractor serial No. 23003

ITEM	PART NO.	QTY.	DESCRIPTION
1	70098363	1	FILTER ASSEMBLY (See page 48 for parts (Order 70654674. See page 50)
2	70070469	4	CAPSCREW, 1/2"NF x 1-1/4"
	70904208	4	LOCKWASHER, 1/2"
3	70064531	4	WASHER, plain
4	70633519	1	COCK, drain, 3/8"NPT
5	70098372	2	GROMMET, hose protecting
6	70646899	1	HOSE, oil return (See HOSE PARTS)
	70919172	2	CONNECTOR, flare type, 3/8" tube, 3/8"NPT male
7	70646743	1	HOSE, oil supply (See HOSE PARTS)
	70919062	1	CONNECTOR, flare type, 3/8" tube, 1/4"NPT male
	70919172	1	CONNECTOR, flare type, 3/8" tube, 3/8"NPT male
8	70094437	1	ELBOW, oil supply line
9	70094422	4	CLIP, hose supporting (5/8" diam.)
10	70045174	1	CAPSCREW, 3/8"NF x 2-1/2"
11	70012992	1	CAPSCREW, 3/8"NF x 1-1/4"
	70911115	3	WASHER, plain, SAE std., 3/8"
	70904206	2	LOCKWASHER, 3/8"
	70911041	2	NUT, 3/8"NF
12	70094597	1	SPACER, hose supporting clips
13	70631007	3	CLIP, hose supporting (For two 5/8" diam. hoses)
14	70036034	1	CAPSCREW, 3/8"NF x 1"
15	70035167	2	CAPSCREW, 3/8"NF x 7/8"
16	70631008	2	STRAP, hose supporting clip
17	-----	-	TRANSFER (See PAINTING AND MARKING)

(Revised June 1979)



HEAVY-DUTY OIL FILTER (Second type)

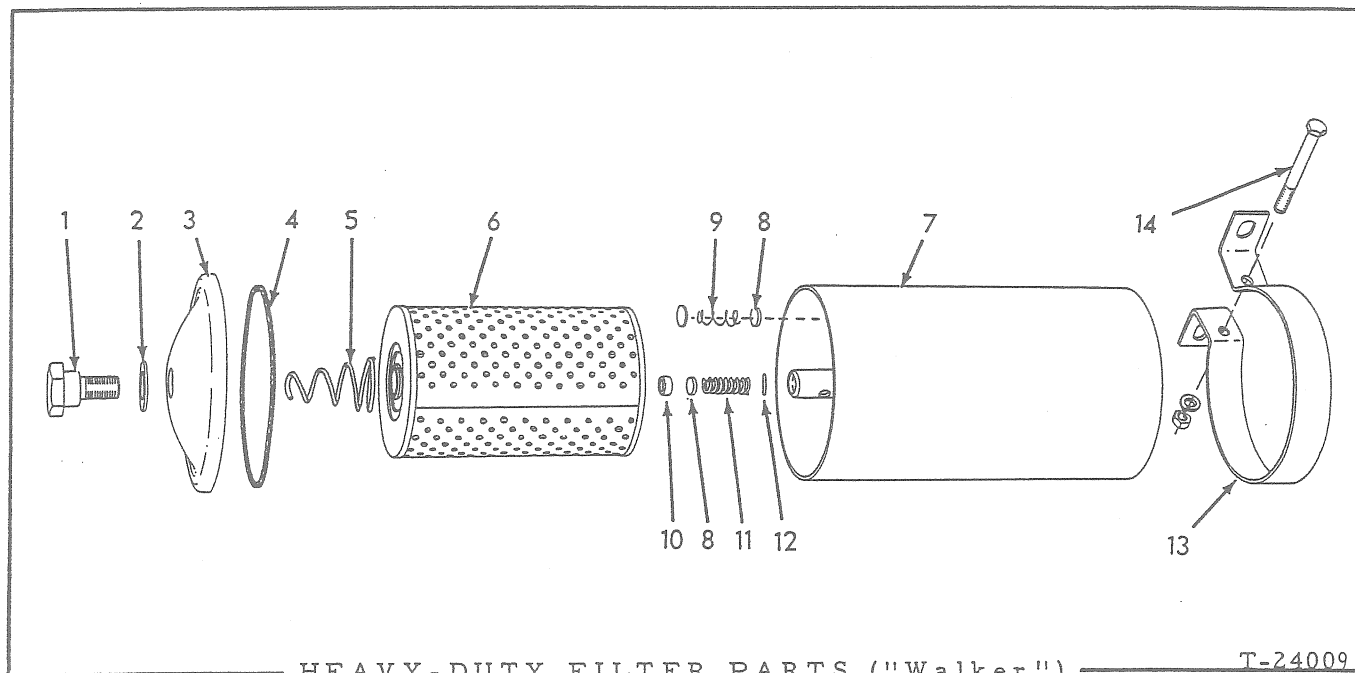
HEAVY-DUTY OIL FILTER

USAGE: Special equipment. Supplements standard oil filter. Effective with tractor serial No. 23003

ITEM	PART NO.	QTY.	DESCRIPTION
1	70098363	1	FILTER ASSEMBLY ("Walker". See page 48 for parts) (Used prior to August 1965)
	70647683	1	FILTER ASSEMBLY ("Briggs". See page 49 for parts) (Effective August 1965)
2	70070469	4	CAPSCREW, 1/2"NF x 1-1/4" (Early units)
	70035061	4	CAPSCREW, 1/2"NC x 1-1/4" (Late units)
3	70904208	4	LOCKWASHER, 1/2"
	70064531	4	WASHER, plain
4	70633519	1	COCK, filter drain
5	70646899	1	HOSE, oil return (See HOSE PARTS)
	70919172	2	CONNECTOR, flare type, 3/8" tube, 3/8"NPT male
6	70646743	1	HOSE, oil supply (See HOSE PARTS)
	70919062	1	CONNECTOR, flare type, 3/8" tube 1/4"NPT male
	70919172	1	CONNECTOR, flare type, 3/8" tube 3/8"NPT male
7	70094437	1	ELBOW, oil supply line
8	70098372	2	GROMMET, hose protecting
9	70094422	4	CLIP, hose supporting (5/8" diam., 13/32" bolt-hole)(Used prior to tractor #24028)
	70621304	4	CLIP, hose supporting (3/4" diam., 17/32" bolt-hole)(Effective with tractor #24028)
10	70036034	2	CAPSCREW, 3/8"NF x 1"
	70911115	2	WASHER, plain, SAE std., 3/8"
	70904206	2	LOCKWASHER, 3/8"
	70911041	1	NUT, 3/8"NF
11	70638980	3	CLIP, hose supporting (For two 5/8" diam. hoses, 13/32" bolt-slot)
12	70035167	1	CAPSCREW, 3/8"NF x 7/8"
	70911115	1	WASHER, plain, SAE std., 3/8"
	70904206	1	LOCKWASHER, 3/8"
	70911041	1	NUT, 3/8"NF
13	70631008	1	STRAP, hose supporting clip
14	70634283	1	GUARD, hose protecting
15	70614478	3	CAPSCREW, 1/2"NF x 1-3/8" (Early units)
	70035733	3	CAPSCREW, 1/2"NC x 1-3/8" (Late units)
16	70904208	3	LOCKWASHER, 1/2"
	70064531	3	WASHER, plain

Order
70654674
(See page
50)

NOTE: See PAINTING AND MARKING for transfers

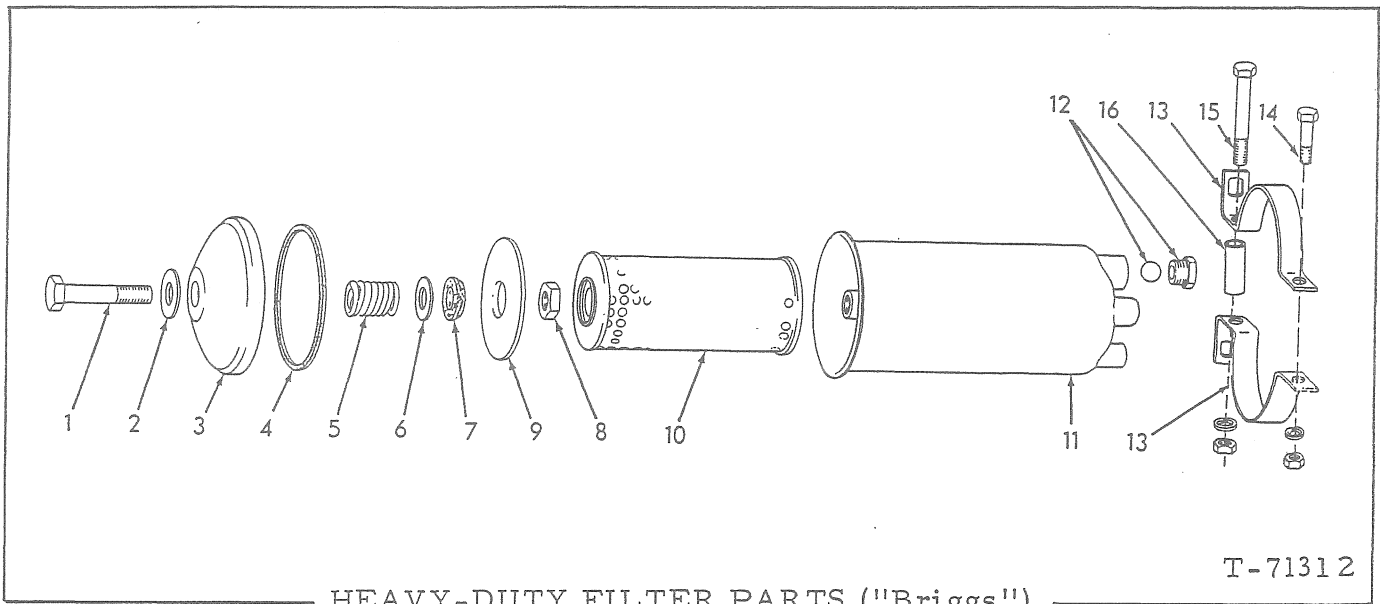


HEAVY-DUTY FILTER PARTS ("Walker")

T-24009

*70098363 FILTER ASSEMBLY, oil (See pages 45 and 47)
 **70098364 FILTER ASSEMBLY, fuel (See pages 51 and 53)

ITEM	PART NO.	QTY.		DESCRIPTION
		*	**	
1	70098433	1	1	BOLT, cover
2	70098435	1	1	GASKET, cover bolt
3	70098436	1	1	COVER
4	70098437	1	1	GASKET, cover
5	70098438	1	1	SPRING, element hold-down
6	70098441	1	1	ELEMENT KIT (Includes item 4)
7	70098440	1	-	SHELL ASSEMBLY (Includes items 8 thru 12)
	70910002	1	-	
	70098439	-	1	SHELL
8	70098444	2	-	VALVE, check, inlet and outlet
9	70098446	1	-	SPRING, inlet check valve
10	70099746	1	-	SLEEVE, outlet check valve
11	70098443	1	-	SPRING, outlet check valve
12	70916936	1	-	PIN, retaining, outlet valve spring
13	70098434	2	2	BRACKET, mounting
14	70042265	2	2	CAPSCREW, 3/8"NF x 3-1/4"
	70904206	2	2	LOCKWASHER, 3/8"
	70911041	2	2	NUT, 3/8"NF

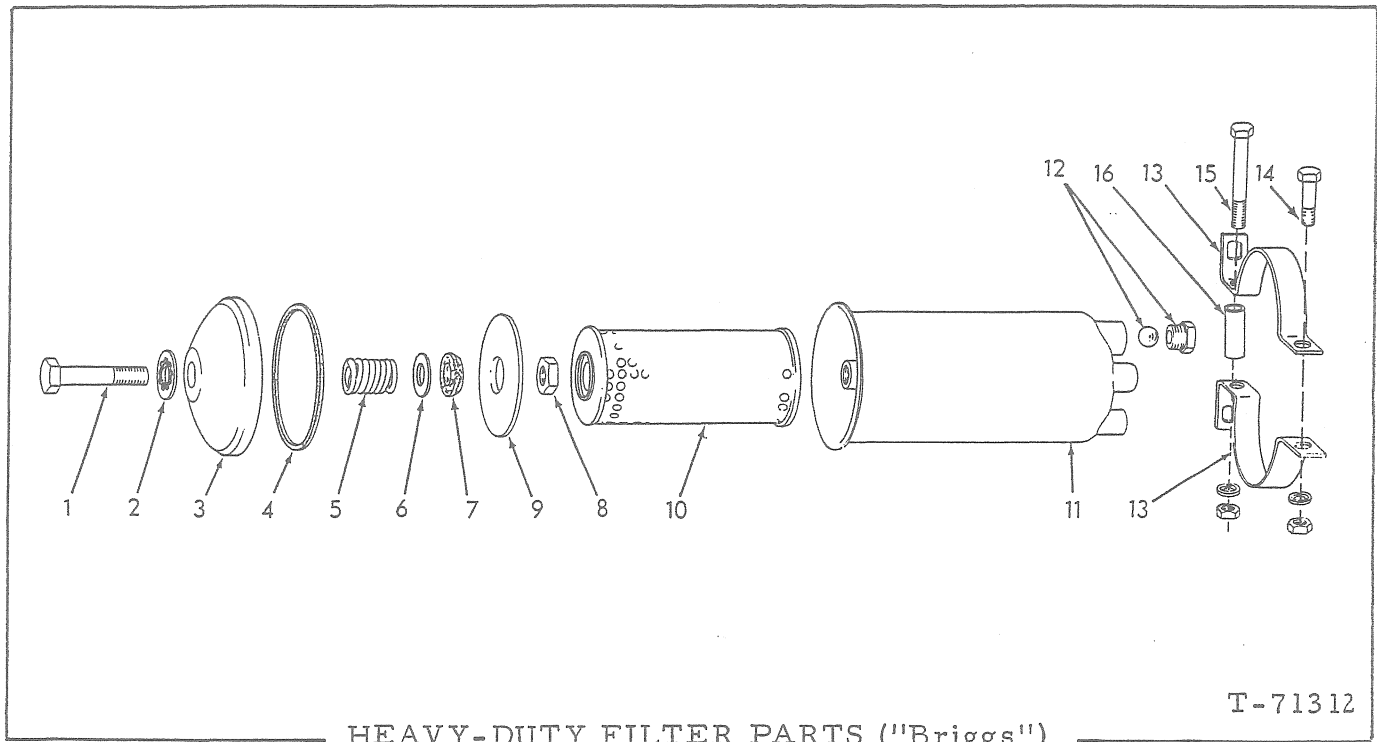


T-71312

HEAVY-DUTY FILTER PARTS ("Briggs")

*70647683 FILTER ASSY., oil (See page 50)(Order 70654674)
 **70647704 FILTER ASSY., fuel (See page 50)(Order 70654673)

ITEM	PART NO.	QTY.	DESCRIPTION
		* **	
1	70647680	1 -	VALVE ASSY., by-pass (Includes ball, spring and retainer)(Serviced only as a unit)
	70647432	- 1	CAPSCREW, cover retaining
2	70647436	1 1	WASHER, cover retaining capscrew
3	70647446	1 1	COVER, tank
4	70647448	1 1	GASKET, tank cover
5	70647439	1 1	SPRING, element retaining
6	70647449	1 1	WASHER, element retaining spring (steel)
7	70647450	1 1	WASHER, sealing, cover retaining capscrew (cork)
8	70647455	1 1	NUT
9	70647453	1 1	PLATE, element retaining
10	70667422	1 1	ELEMENT KIT (Includes item 4)
11	70654720	1 -	TANK
	70654719	- 1	TANK
12	70654721	1 -	BUSHING, oil inlet
	70905366	1 -	BALL, steel, 11/16" diam. (Check valve)
13	70647554	4 4	STRAP, mounting
14	70013059	2 2	CAPSCREW, 3/8"NC x 2"
15	70041915	2 2	CAPSCREW, 3/8"NC x 3-1/2"
	70904206	4 4	LOCKWASHER, 3/8"
	70911026	4 4	NUT, 3/8"NC
16	70647519	2 2	PIPE, spacing, mounting strap (2-11/16" long) (Early units)
	70654717	2 2	PIPE, spacing, mounting strap (2-7/16" long) (Late units)



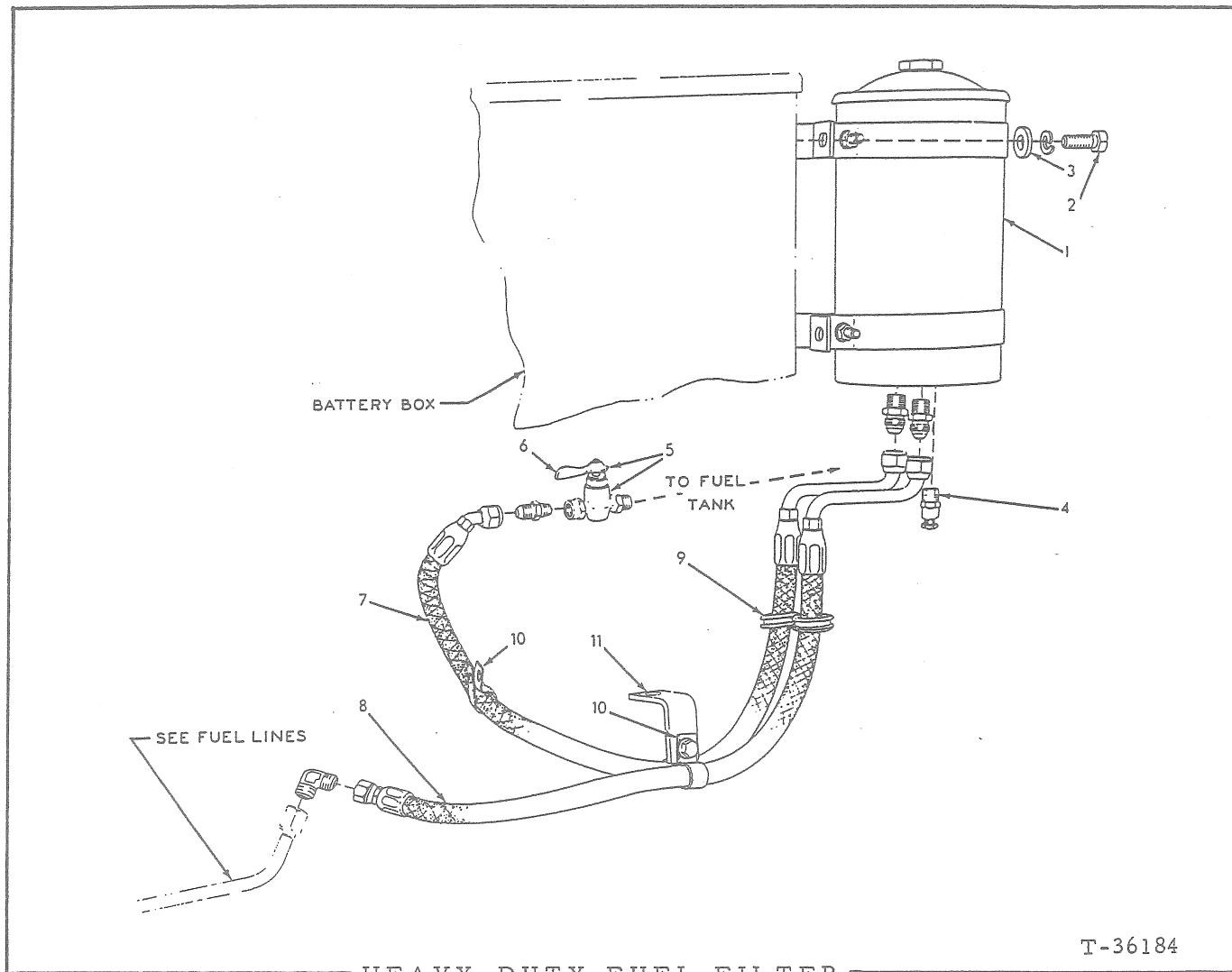
T-71312

HEAVY-DUTY FILTER PARTS ("Briggs")

*70654674 FILTER ASSY., oil } Service
 **70654673 FILTER ASSY., fuel } replacement

ITEM	PART NO.	QTY.	DESCRIPTION
		* **	
1	70647680	1 -	VALVE ASSY., by-pass (Includes ball, spring and retainer)(Serviced only as a unit)
	70647432	- 1	CAPSCREW, cover retaining
2	70656431	1 1	WASHER, cover retaining capscrew
3	70647446	1 1	COVER, tank
4	70647448	1 1	GASKET, tank cover
5	70647439	1 1	SPRING, element retaining
6	70647449	1 1	WASHER, element retaining spring (steel)
7	70647450	1 1	WASHER, sealing, cover retaining capscrew (cork)
8	70647455	1 1	NUT
9	70647453	1 1	PLATE, element retaining
10	70667422	1 1	ELEMENT KIT (Includes items 2 and 4)
11	70654720	1 -	TANK
	70654719	- 1	TANK
12	70654721	1 -	BUSHING, oil inlet
	70905366	1 -	BALL, steel, 11/16" diam. (check valve)
13	70647554	4 4	STRAP, mounting
14	70013059	2 2	CAPSCREW, 3/8"NC x 2"
15	70041915	2 2	CAPSCREW, 3/8"NC x 3-1/2"
	70904206	4 4	LOCKWASHER, 3/8"
	70911026	4 4	NUT, 3/8"NC
16	70654717	2 2	PIPE, spacing, mounting strap

(Revised June 1979)

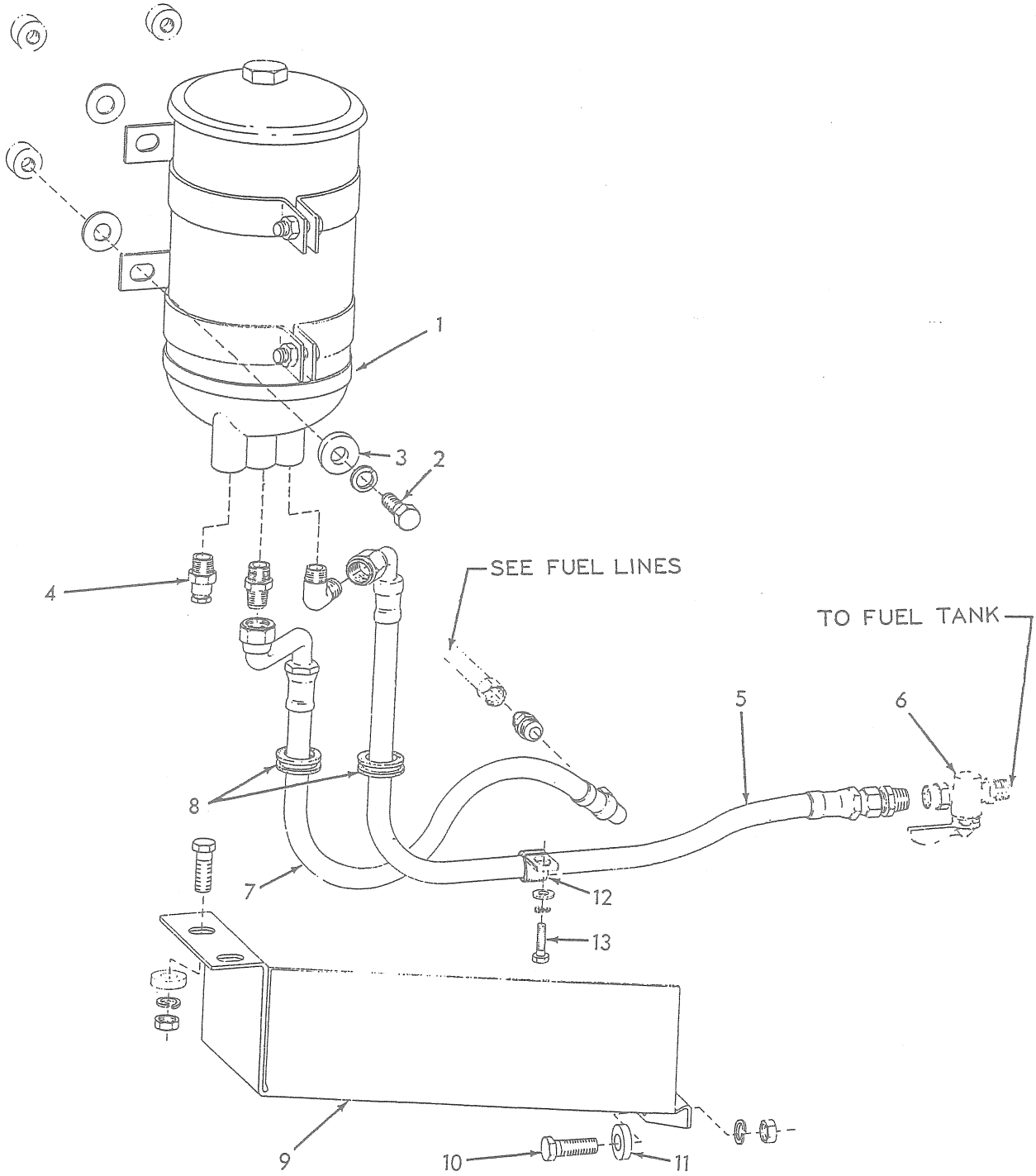


USAGE: Special equipment. Supplements standard fuel filter on tractors prior to serial No. 23003

ITEM	PART NO.	QTY.	DESCRIPTION
1	70098364	1	FILTER ASSEMBLY (See page 42 for parts)(Order 70654673. See page 50)
2	70070469	4	CAPSCREW, 1/2"NF x 1-1/4"
	70904208	4	LOCKWASHER, 1/2"
3	70064531	4	WASHER, plain
4	70633519	1	COCK, drain, 3/8"NPT
5	70092727	1	COCK, fuel shut-off (Includes item 6)
6	70082189	1	HANDLE, fuel shut-off cock
7	70628846	1	HOSE ASSEMBLY, tank to filter (See HOSE PARTS)
	70919063	2	CONNECTOR, flare type, 1/2" tube, 3/8"NPT male
8	70628820	1	HOSE ASSEMBLY, filter to fuel line (See HOSE PARTS)
	70919063	1	CONNECTOR, flare type, 1/2" tube, 3/8"NPT male
	70921364	1	ELBOW, union, flare type, 1/2" tube
9	70098372	2	GROMMET, hose protecting
10	70094467	3	CLIP, hose supporting
	70012992	2	CAPSCREW, 3/8"NF x 1-1/4"
	70911115	3	WASHER, plain, SAE std., 3/8"
	70904206	2	LOCKWASHER, 3/8"
	70911041	2	NUT, 3/8"NF
11	70098369	1	ANGLE, clip supporting

(Revised June 1979)

BATTERY BOX



HEAVY-DUTY FUEL FILTER

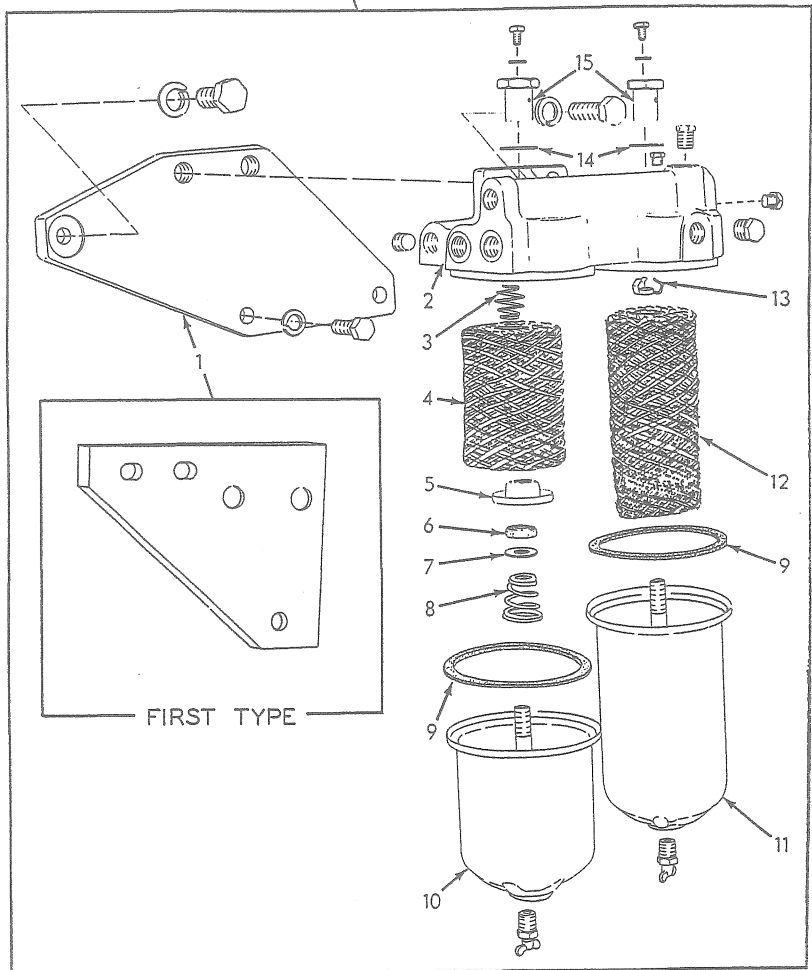
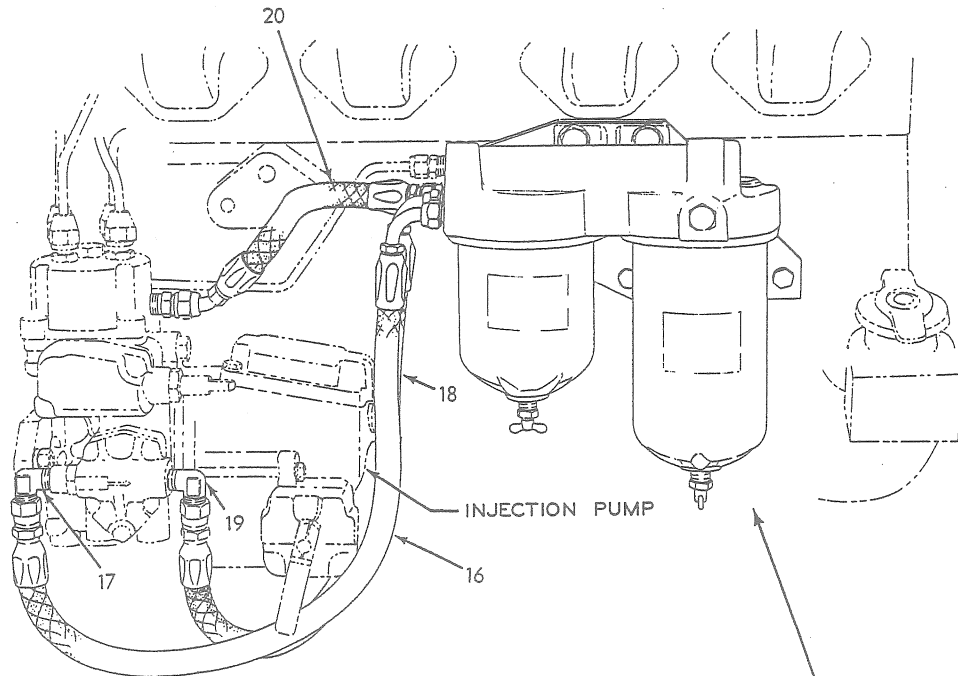
T-38179

HEAVY-DUTY FUEL FILTER

USAGE: Special equipment. Supplements standard fuel filter on tractors serial No. 23003 and up

ITEM	PART NO.	QTY.	DESCRIPTION	
1	70098364	1	FILTER ASSEMBLY ("Walker". See page 48 for parts) (Used prior to August 1965)	} Order 70654673 {See page 50)
	70647704	1	FILTER ASSEMBLY ("Briggs". See page 49 for parts) (Effective August 1965)	
2	70070469	4	CAPSCREW, 1/2"NF x 1-1/4" (Early units)	
	70035061	4	CAPSCREW, 1/2"NC x 1-1/4" (Late units)	
	70904208	4	LOCKWASHER, 1/2"	
3	70064531	4	WASHER, plain	
	70900818	2	WASHER, plain, U.S. std., 1/2"	
4	70633519	1	COCK, filter drain	
5	70646844	1	HOSE, filter to tank (See HOSE PARTS)	
	70919206	1	ELBOW, flare type, 1/2" tube, 3/8"NPT	
	70919063	1	CONNECTOR, flare type, 1/2" tube, 3/8"NPT male	
6	-----	-	COCK (See FUEL LINES)	
7	70634058	1	HOSE ASSEMBLY, filter to fuel line (See HOSE PARTS)	
	70919063	1	CONNECTOR, flare type, 1/2" tube, 3/8"NPT male	
	70919066	1	UNION, flare type, 1/2" tube	
8	70098372	2	GROMMET, hose protecting	
9	70633619	1	GUARD, hose protecting	
10	70614478	4	CAPSCREW, 1/2"NF x 1-3/8"	
11	70064531	4	WASHER, plain	
	70904208	4	LOCKWASHER, 1/2"	
	70911043	4	NUT, 1/2"NF	
12	70094467	1	CLIP, hose supporting (3/4" diam.)(Used prior to tractor #24028)	
	70644713	1	CLIP, hose supporting (7/8" diam.)(Effective with tractor #24028)	
13	70036034	1	CAPSCREW, 3/8"NF x 1"	
	70904206	1	LOCKWASHER, 3/8"	
	70911115	1	WASHER, plain, SAE std., 3/8"	

(Revised June 1979)



FUEL FILTERS

USAGE: Standard equipment. See pages 51 and 53 for supplementary Heavy-Duty Fuel Filters

* Tractors prior to serial No. 23003
 ** Tractors serial No. 23003 and up

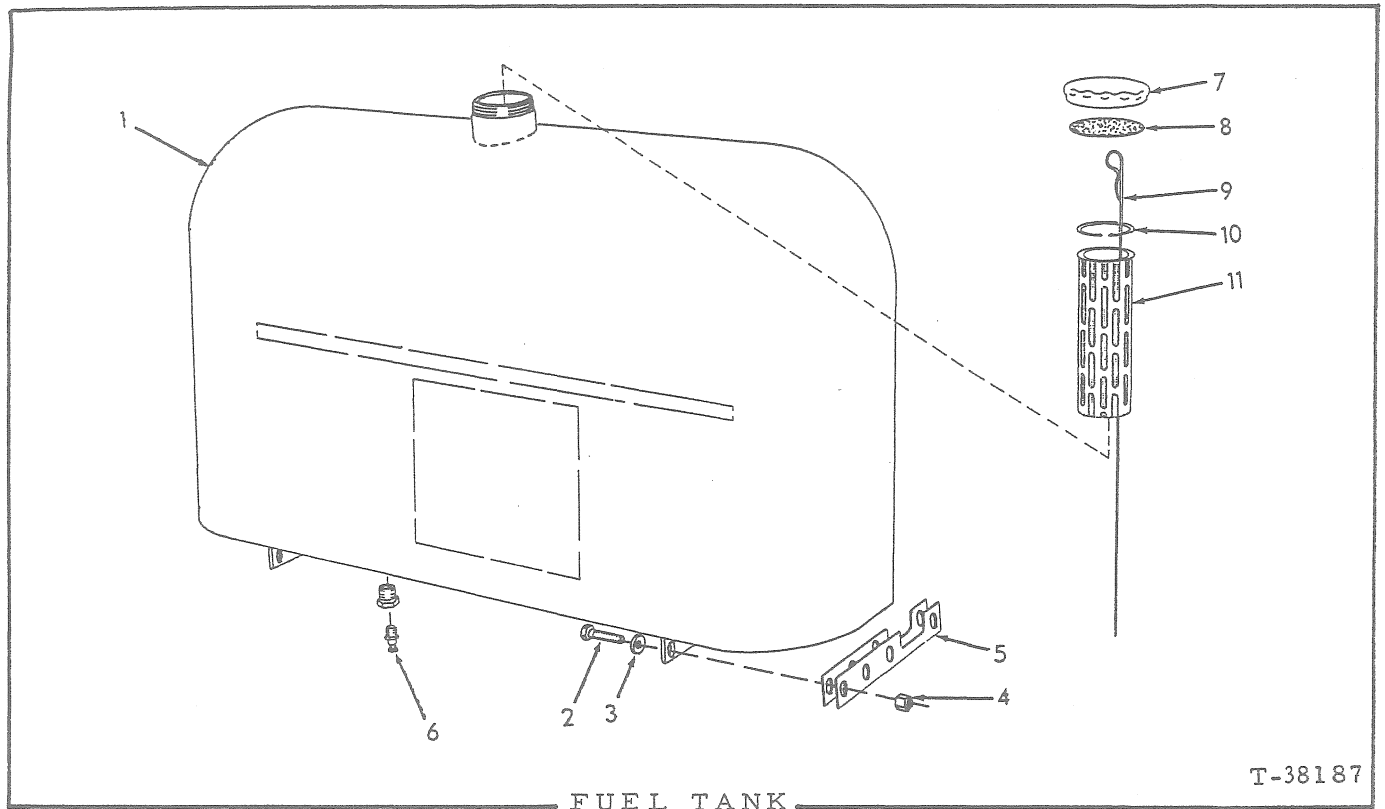
ITEM	PART NO.	QTY.		DESCRIPTION
		*	**	
1	74337717	1	-	BRACKET, filter mounting
	74338479	-	1	BRACKET, filter mounting
	70921566	1	2	CAPSCREW, 5/16"NC x 1"
	70904205	1	2	LOCKWASHER, 5/16"
	70922262	2	1	CAPSCREW, 3/8"NC x 7/8"
	70904206	2	1	LOCKWASHER, 3/8"
2	74389051	1	1	HEAD ASSEMBLY (Includes PLUGS indented below)(If for engines prior to #7-21034 also order 2 BUSHINGS 70901826 and 2 NUTS 74389113)
	70919134	2	2	PLUG, pipe, hex-hd., 1/8"NPT
	70919840	1	1	PLUG, pipe, hex-hd., 1/4"NPT (Used prior to engine #7-21034)
	70920333	2	2	PLUG, pipe, hex-hd., 3/8"NPT (1 additional used effective with engine #7-21034)
	70918887	1	1	PLUG, pipe, hex-socket, 3/8"NPT
	70919230	2	-	CAPSCREW, 1/2"NC x 1-3/8"
	70918683	-	2	CAPSCREW, 1/2"NC x 1-1/8"
	70904208	2	2	LOCKWASHER, 1/2"
	70910325	2	-	NUT, 1/2"NC
3	74055913	1	1	GUIDE, element centering, second stage filter
4	74056633	1	1	ELEMENT KIT, second stage filter (Includes items 6, 7 and 9)
5	74052173	1	1	PLATE, element seating, second stage filter
6	-----	1	1	GASKET, element seating plate (Furnished only as part of item 4)
7	-----	1	1	WASHER, seating plate gasket (Furnished only as part of item 4)
8	74052174	1	1	SPRING, second stage filter
9	74040013	2	2	GASKET, filter shell
10	70065582	1	1	SHELL, second stage filter
	70912415	1	1	COCK, drain, 1/4"NPT
11	74354416	1	1	SHELL ASSEMBLY, first stage filter (Includes items 12 thru 15)
	70912415	1	1	COCK, drain, 1/4"NPT
12	74055563	1	1	ELEMENT ASSEMBLY, first stage filter (Includes item 9)(Not used when Heavy-Duty Filter is installed)
13	74051485	1	1	GUIDE, element centering, first stage filter
14	74051484	2	2	GASKET, shell retaining nut
15	74051483	2	2	NUT, shell retaining (1-3/16" long)(Used prior to engine #7-21034)
	74389113	-	2	NUT, shell retaining (1-9/16" long)(Effective with engine #7-21034)
	70919288	2	2	CAPSCREW, 1/4"NC x 3/8"
	70914686	2	2	WASHER, plain, copper, 1/4" I. D.

(Continued)

FUEL FILTERS (Continued)

ITEM	PART NO.	QTY.		DESCRIPTION
		*	**	
16	74335898	1	-	HOSE ASSEMBLY, first stage filter to transfer pump (See HOSE PARTS)
	74338482	-	1	HOSE ASSEMBLY, first stage filter to transfer pump (See HOSE PARTS)
17	70919172	1	1	CONNECTOR, flare type, 3/8" tube, 3/8"NPT male
	74337251	1	1	ELBOW, flare type, 90°, brass, 3/8" tube, 1/4"NPT male
18	74335935	1	-	HOSE ASSEMBLY, transfer pump to second stage filter (See HOSE PARTS)
	74338481	-	1	HOSE ASSEMBLY, transfer pump to second stage filter (See HOSE PARTS)
	70919062	1	1	CONNECTOR, flare type, 3/8" tube, 1/4"NPT male (Used prior to engine #7-21034)
	70919172	-	1	CONNECTOR, flare type, 3/8" tube, 3/8"NPT male (Effective with engine #7-21034)
19	74337251	1	1	ELBOW, flare type, 90°, brass, 3/8" tube, 1/4"NPT male
20	74337743	1	1	HOSE ASSEMBLY, filter to injection pump (See HOSE PARTS)
	70919062	1	1	CONNECTOR, flare type, 3/8" tube, 1/4"NPT male

NOTE: See PAINTING AND MARKING for transfers

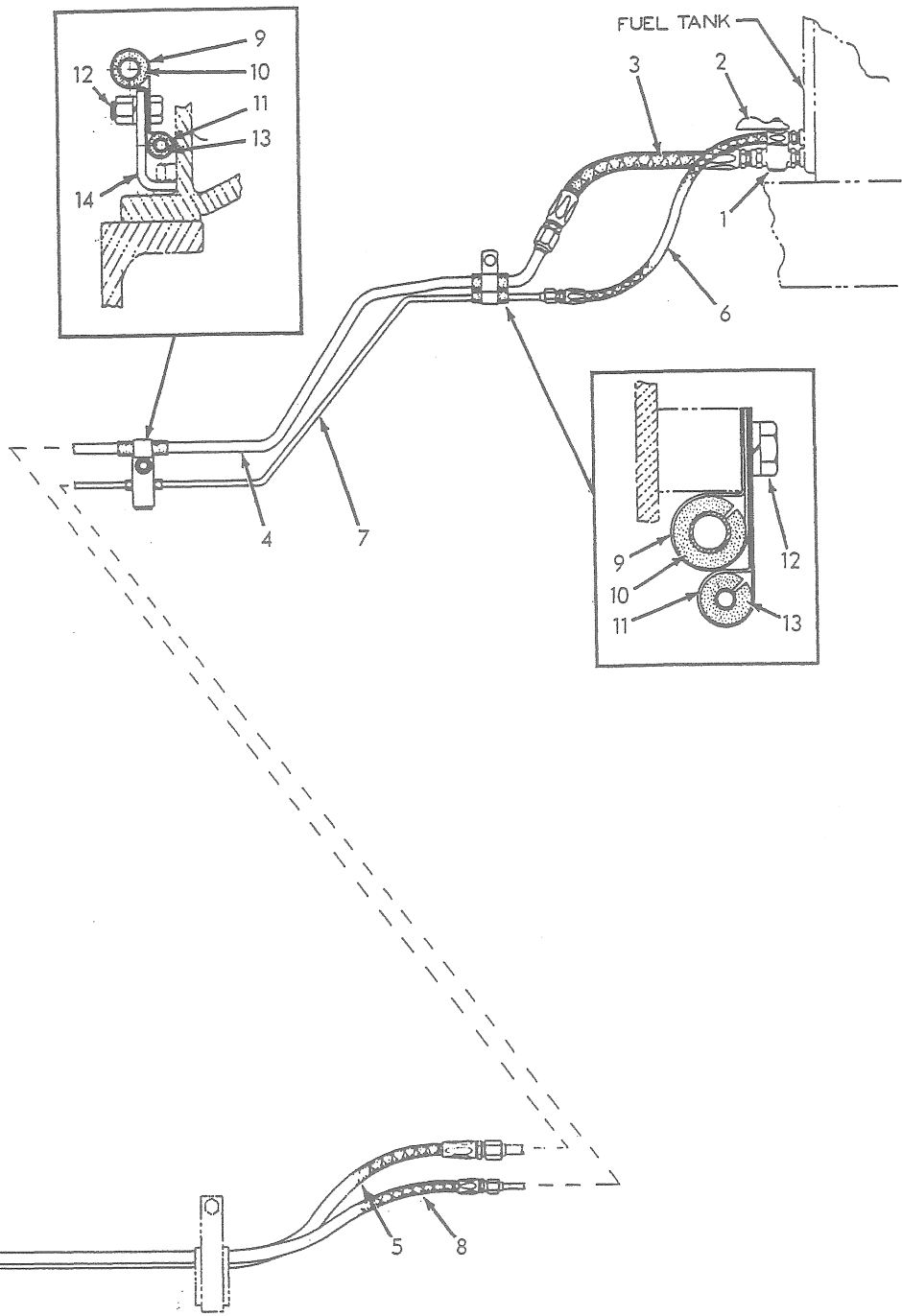


* Tractors prior to serial No. 23003
 ** Tractors serial No. 23003 and up

ITEM	PART NO.	QTY.		DESCRIPTION
		*	**	
1	70650251	1	-	TANK, fuel
	70654362	-	1	TANK, fuel
2	70035073	6	10	CAPSCREW, 1/2"NF x 1-3/4"
3	70064531	12	10	WASHER, plain
4	70038234	6	10	NUT, high, 1/2"NF
5	70633147	6	6	SHIM, tank mounting (Used as req'd)
6	70633519	1	1	COCK, fuel tank drain
	70902071	1	1	BUSHING, pipe reducing, 1"NPT to 3/8"NPT
7	70642744	1	1	CAP, fuel tank
8	70065613	1	1	GASKET, fuel tank cap
9	70097735	1	-	GAUGE, fuel level
	70053100	-	1	GAUGE, fuel level
10	70621775	-	1	RING, snap, fuel strainer
11	70642749	-	1	STRAINER, fuel

Effective with tractor #24439

NOTE: See PAINTING AND MARKING for transfers

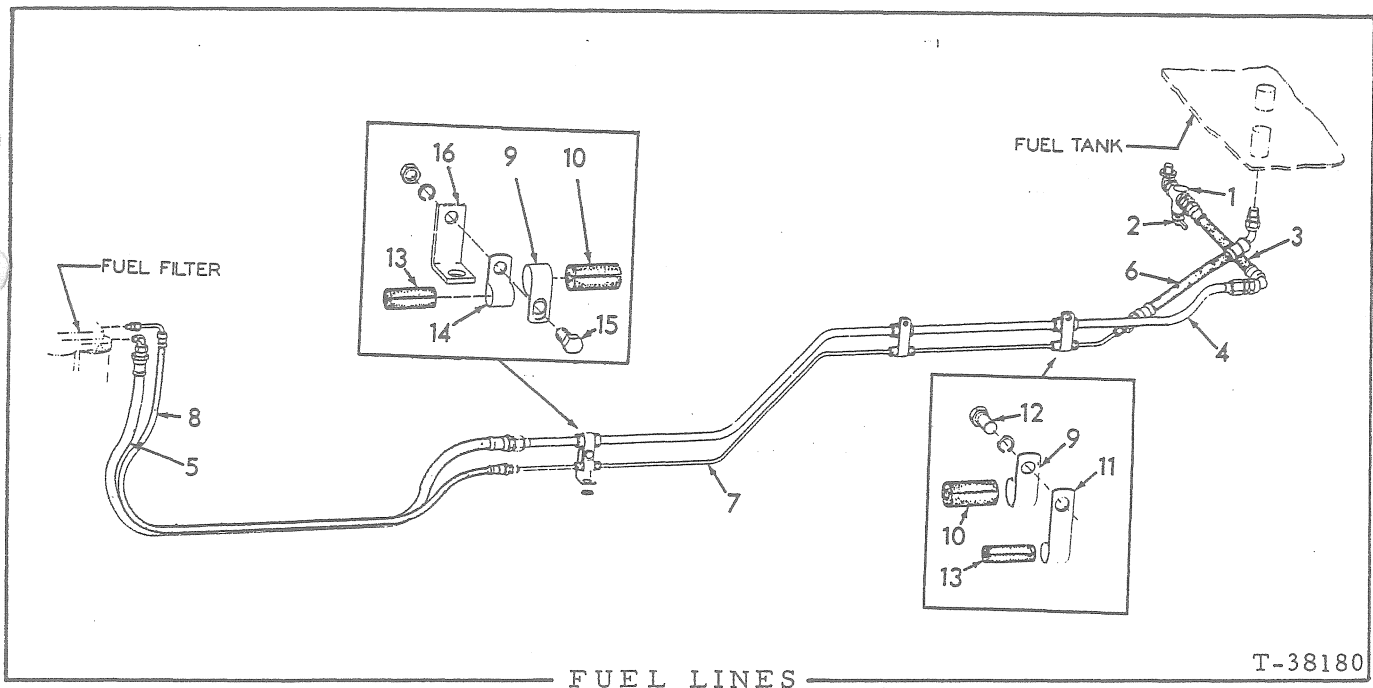


FUEL LINES (First type)

FUEL LINES

USAGE: Tractors prior to serial No. 23003

ITEM	PART NO.	QTY.	DESCRIPTION
1	70092727	1	COCK, fuel shut-off (Includes item 2)
2	70082189	1	HANDLE, fuel shut-off cock
3	70097746	1	HOSE ASSEMBLY, fuel supply, rear (See HOSE PARTS)
4	70628721	1	TUBE ASSEMBLY, fuel supply (Includes nuts)
5	70644555	1	HOSE, fuel supply, front (See HOSE PARTS)
	70919206	1	ELBOW, flare type, 90°, 1/2" tube, 3/8"NPT male
6	70644683	1	HOSE, fuel return, rear (See HOSE PARTS)
7	70628722	1	TUBE ASSEMBLY, fuel return (Includes nuts)
8	70646230	1	HOSE, fuel return, front (See HOSE PARTS)
	70919140	1	CONNECTOR, flare type, 1/4" tube, 1/4"NPT male
9	70097534	2	CLIP, fuel supply tube
10	70093752	2	BOOT, protecting, fuel supply tube
11	70047381	1	CLIP, fuel return tube (front)
	70628723	1	CLIP, fuel return tube (rear)
12	70035167	2	CAPSCREW, 3/8"NF x 7/8" (Early units)
	70916269	2	CAPSCREW, 3/8"NC x 7/8" (Late units)
	70904206	2	LOCKWASHER, 3/8"
	70911041	1	NUT, 3/8"NF
13	70093972	2	BOOT, protecting, fuel return tube
14	70631013	1	ANGLE, tube supporting
	70910244	1	WASHER, plain, SAE std., 1/2"



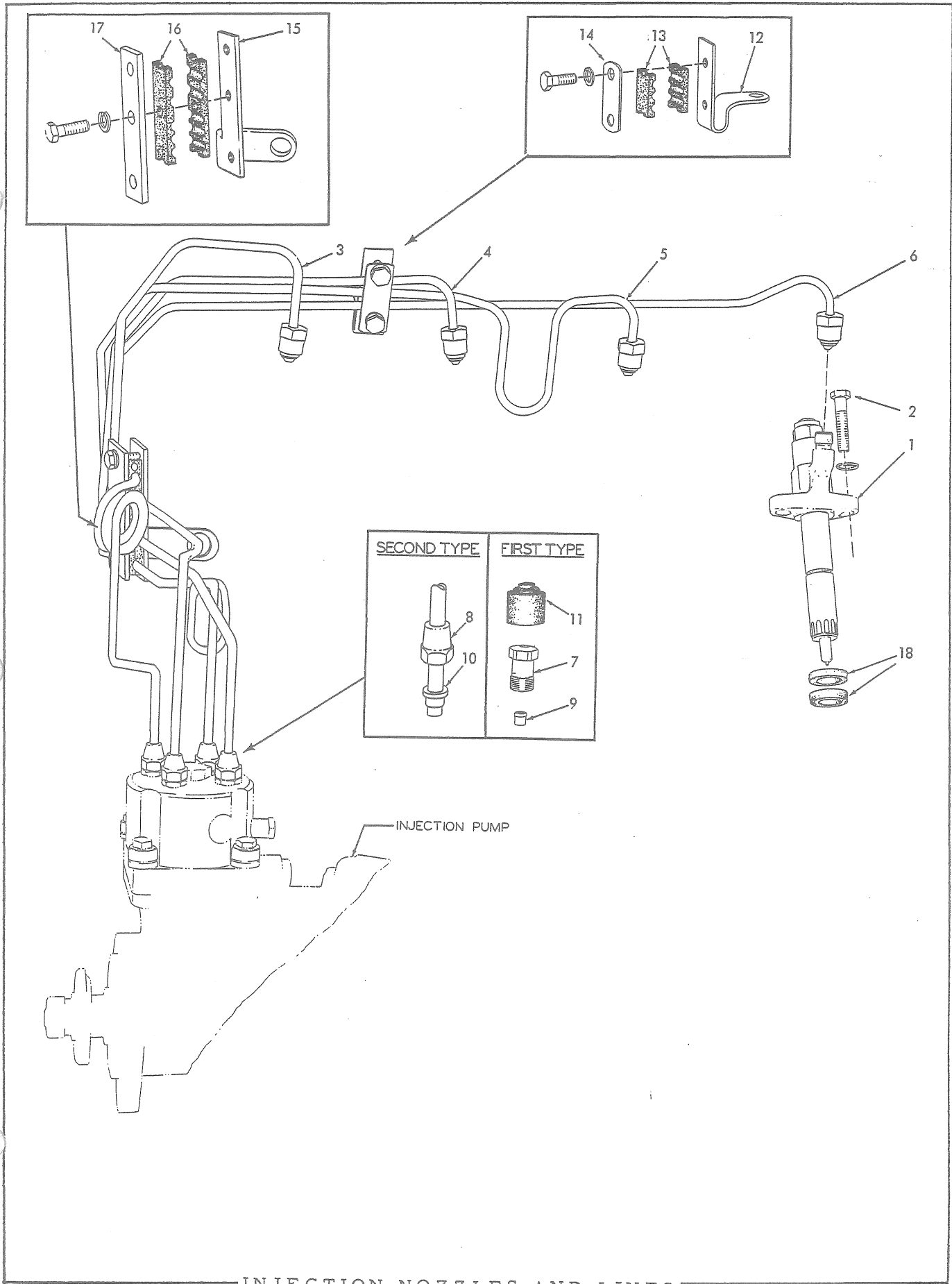
USAGE: Tractors serial No. 23003 and up

ITEM	PART NO.	QTY.	DESCRIPTION
1	70092727	1	COCK, fuel shut-off (Includes item 2)
	70915389	1	ELBOW, street, brass, 90°, 1/8"NPT
	70904271	1	BUSHING, pipe reducing, 1/2"NPT to 3/8"NPT (Early units)
2	70082189	1	HANDLE, fuel shut-off cock
3	70644556	1	HOSE, fuel supply, rear (See HOSE PARTS)
	70919063	1	CONNECTOR, flare type, 1/2" tube, 3/8"NPT male
4	70633676	1	TUBE ASSEMBLY, fuel supply (Includes nuts)
	70919066	1	UNION, flare type, 1/2" tube
5	70644555	1	HOSE, fuel supply, front (See HOSE PARTS)
	70919206	1	ELBOW, flare type, 90°, 1/2" tube, 3/8"NPT male
6	70095323	1	HOSE ASSEMBLY, fuel return, rear (See HOSE PARTS)(Used prior to tractor #23732)
	70919140	1	CONNECTOR, flare type, 1/4" tube, 1/4"NPT male
	70644553	1	HOSE, fuel return, rear (See HOSE PARTS)(Used on tractors #23732 thru #24758)
	70919778	1	CONNECTOR, flare type, 5/16" tube, 1/4"NPT male
	70646923	1	HOSE, fuel return, rear (See HOSE PARTS)(Effective with tractor #24759)
	70919140	1	CONNECTOR, flare type, 1/4" tube, 1/4"NPT male
7	70633677	1	TUBE ASSEMBLY, fuel return (Includes nuts)

(Continued)

FUEL LINES (Continued)

ITEM	PART NO.	QTY.	DESCRIPTION
8	70644696	1	HOSE, fuel return, front (See HOSE PARTS)(Used on all tractors except #23732 thru #24798)
	70919140	1	CONNECTOR, flare type, 1/4" tube, 1/4"NPT male
	70644554	1	HOSE, fuel return, front (See HOSE PARTS)(Used on tractors #23732 thru #24798 only)
	70919778	1	CONNECTOR, flare type, 5/16" tube, 1/4"NPT male
9	70097534	3	CLIP, fuel supply tube
10	70093752	3	BOOT, protecting, fuel supply tube
11	70628723	2	CLIP, fuel return tube (long)
12	70035167	2	CAPSCREW, 3/8"NF x 7/8"
	70904206	2	LOCKWASHER, 3/8"
13	70093972	3	BOOT, protecting, fuel return tube
14	70047381	1	CLIP, fuel return tube (short)
15	70035167	1	CAPSCREW, 3/8"NF x 7/8"
	70904206	1	LOCKWASHER, 3/8"
	70911041	1	NUT, 3/8"NF
16	70631013	1	ANGLE, tube supporting
	70910244	1	WASHER, plain, SAE std., 1/2"



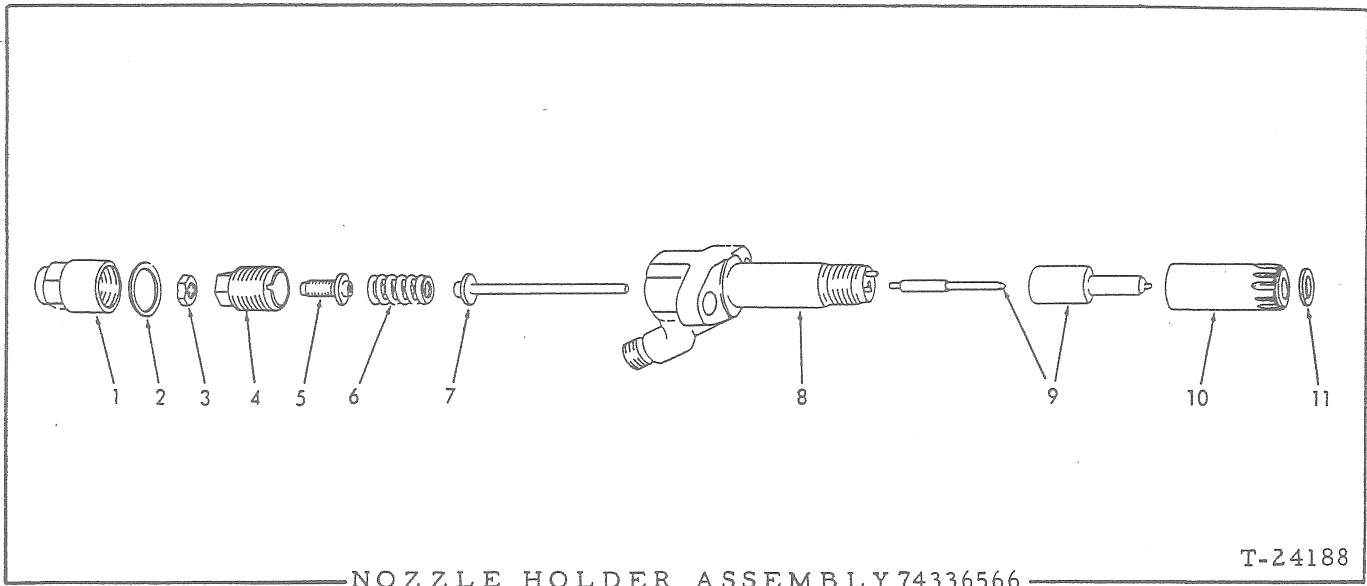
INJECTION NOZZLES AND LINES

INJECTION NOZZLES AND LINES

* Engines prior to serial No. 7-15239
 ** Engines serial No. 7-15239 thru 7-20221
 *** Engines serial No. 7-20222 and up

ITEM	PART NO.	QUANTITY			DESCRIPTION
		*	**	***	
1	74336566	4	4	-	HOLDER ASSY., injection nozzle (See page 64)(Used prior to engine #7-15384. Order HOLDER ASSY. 74380654)
	74380654	-	4	4	
	74359396	-	-	4	
2	-----	8	8	8	STUD, injection nozzle holder (Used prior to engine #7-22287. Order CAPSCREW 70903632)
	70910123	8	8	8	
	70904206	8	8	8	
	70903632	-	-	8	
	70904206	-	-	8	
3	-----	1	-	-	TUBE ASSEMBLY, fuel injection (#1 cylinder)(See NOTE)
	74337799	-	1	-	
	74338560	-	-	1	
4	-----	1	-	-	TUBE ASSEMBLY, fuel injection (#2 cylinder)(See NOTE)
	74337800	-	1	-	
	74338561	-	-	1	
5	-----	1	-	-	TUBE ASSEMBLY, fuel injection (#3 cylinder)(See NOTE)
	74337801	-	1	-	
	74338562	-	-	1	
6	-----	1	-	-	TUBE ASSEMBLY, fuel injection (#4 cylinder)(See NOTE)
	74337802	-	1	-	
	74338563	-	-	1	
7	74052555	4	-	-	FITTING, injection tube, lower end
8	74504409	-	4	4	NUT, injection tube, lower end
9	74052556	4	-	-	SLEEVE, injection tube, lower end
10	74501149	-	4	4	SLEEVE, injection tube, lower end
11	74053156	4	-	-	CAP, injection tube fitting (rubber)
12	74349934	1	1	1	BRACKET, tube supporting, upper
13	74336742	2	2	2	SPACER, injection tubes (3 grooves)
14	74336776	1	1	1	PLATE, upper tube supporting bracket
	70920622	2	2	2	
	70904205	2	2	2	
15	74338287	1	1	-	BRACKET, tube supporting, lower
	74338566	-	-	1	
16	74336532	2	2	2	SPACER, injection tubes (5 grooves)
17	74336531	1	1	1	PLATE, lower tube supporting bracket
	70920622	3	3	3	
	70904205	3	3	3	
18	74025385	8	8	8	SHIELD, dirt, nozzle holder

NOTE: Each Tube Assembly listed above includes Nut and Sleeve for the upper end. Where part number is not listed order the corresponding Tube Assembly of later design and include with each 1 SLEEVE 74501149, 1 SLEEVE 74054096, 1 NUT 74504409 and 1 FITTING 74054095.

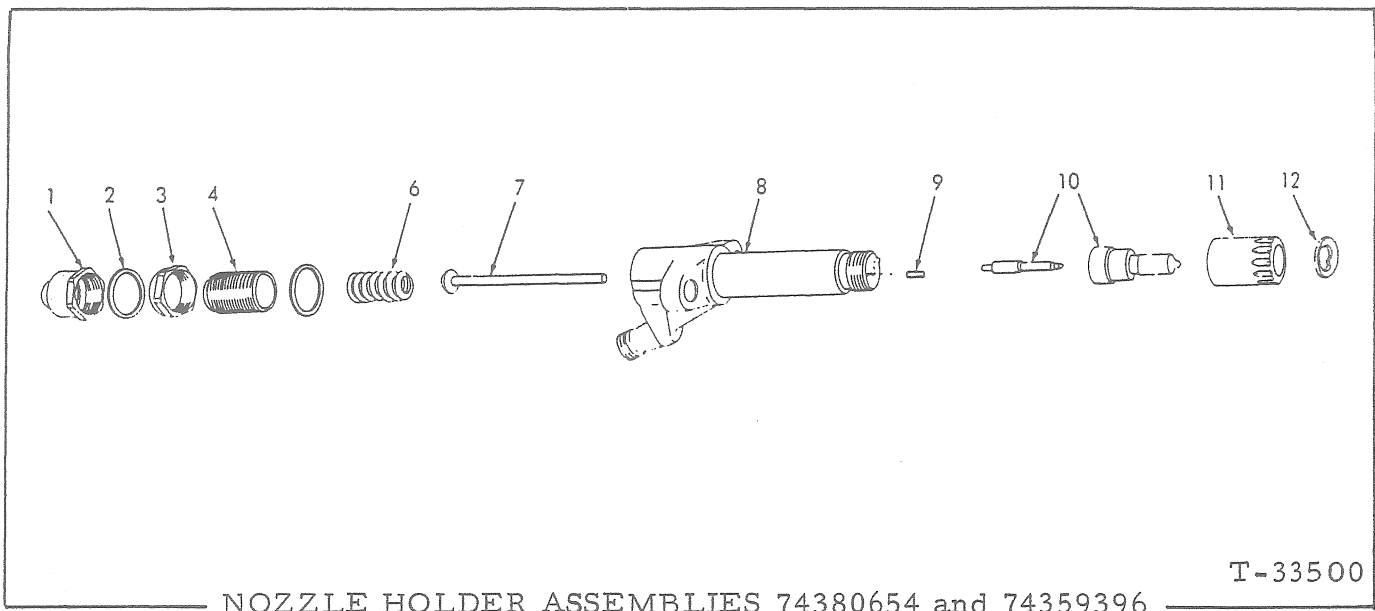


USAGE: See page 63

ITEM PART NO. QTY. DESCRIPTION

NOTE: Quantities indicated are for one (1) assembly only

1	74052715	1	CAP, protecting
2	74049282	1	GASKET, protecting cap
3	74050523	1	NUT, adjusting screw
4	74050520	1	NUT, spindle retaining
5	74051839	1	SCREW, adjusting
6	74050519	1	SPRING, nozzle spindle
7	74052714	1	SPINDLE ASSEMBLY (Serviced only as a unit)
8	-----	1	BODY (Not serviced separately)
9	74380685	1	NOZZLE ASSEMBLY, injection (Includes item 11)
10	74050516	1	NUT, nozzle retaining
11	74378031	1	□ GASKET, nozzle holder



T-33500

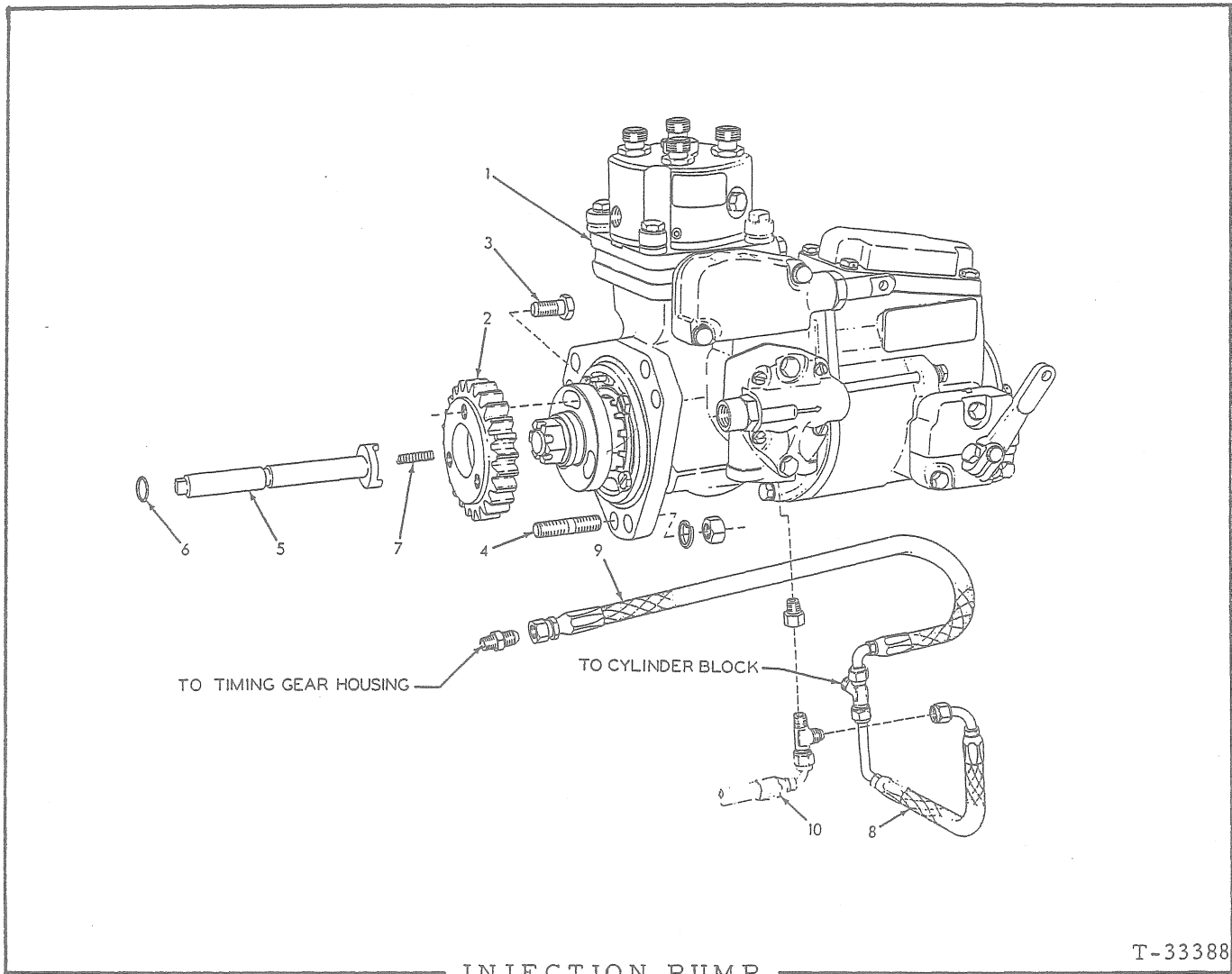
NOZZLE HOLDER ASSEMBLIES 74380654 and 74359396

USAGE: See page 63

ITEM PART NO. QTY. DESCRIPTION

NOTE: Quantities indicated below are for one (1) Holder Assembly only.

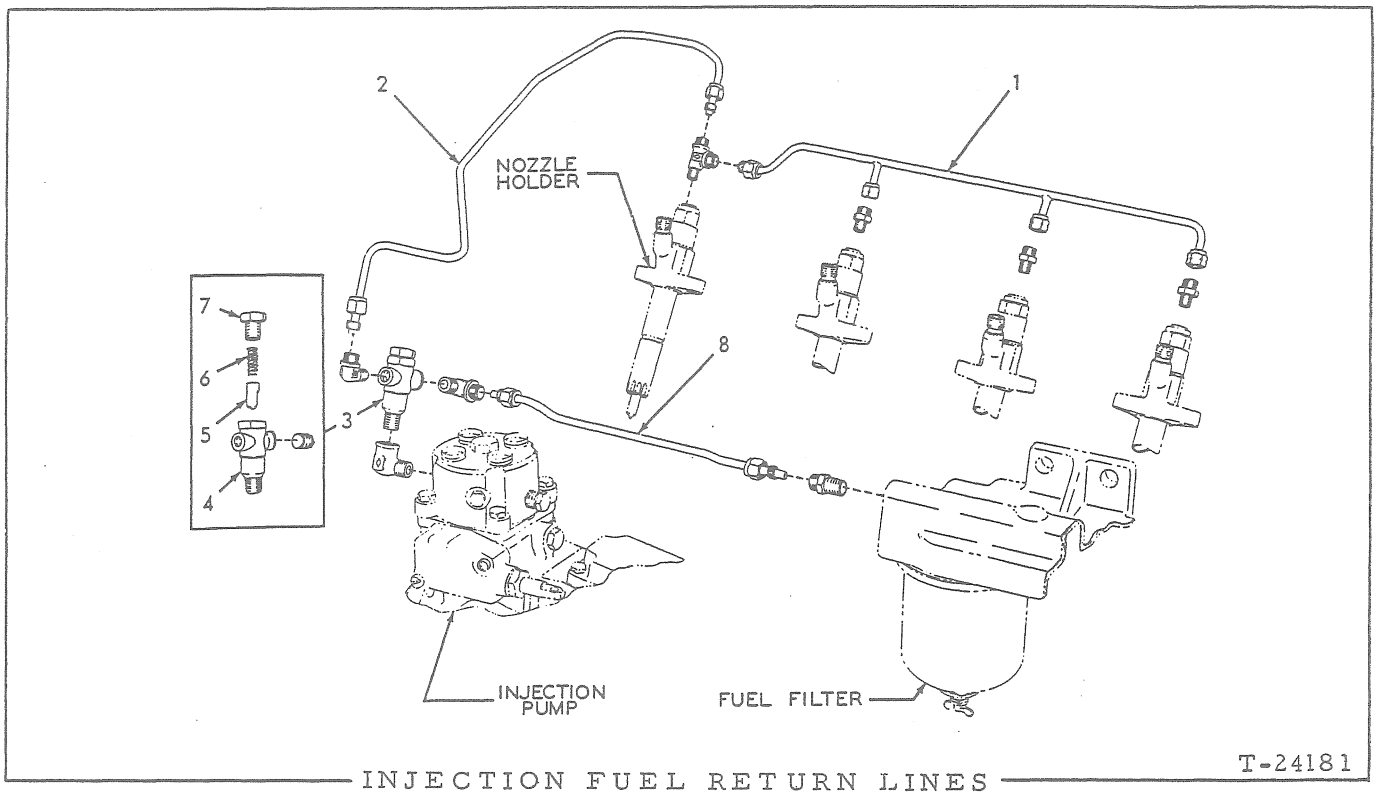
1	74378032	1	NUT, cap
2	74511243	2	GASKET, cap nut
3	74511213	1	NUT, locking
4	74378033	1	SCREW, adjusting
6	74380652	1	SPRING
7	74380656	1	ROD, spindle
8	-----	1	BODY, (Not serviced separately)
9	74359368	2	PIN, nozzle locating (Used in Holder 74380654)
	74025149	2	PIN, nozzle locating (Used in Holder 74359396)
10	74359292	1	NOZZLE ASSY. (Includes item 12) (For Holder 74380654 and also order 2 Pin 74025149)
11	74380662	1	NUT, nozzle retaining
12	74378031	1	GASKET, nozzle holder



INJECTION PUMP

T-33388

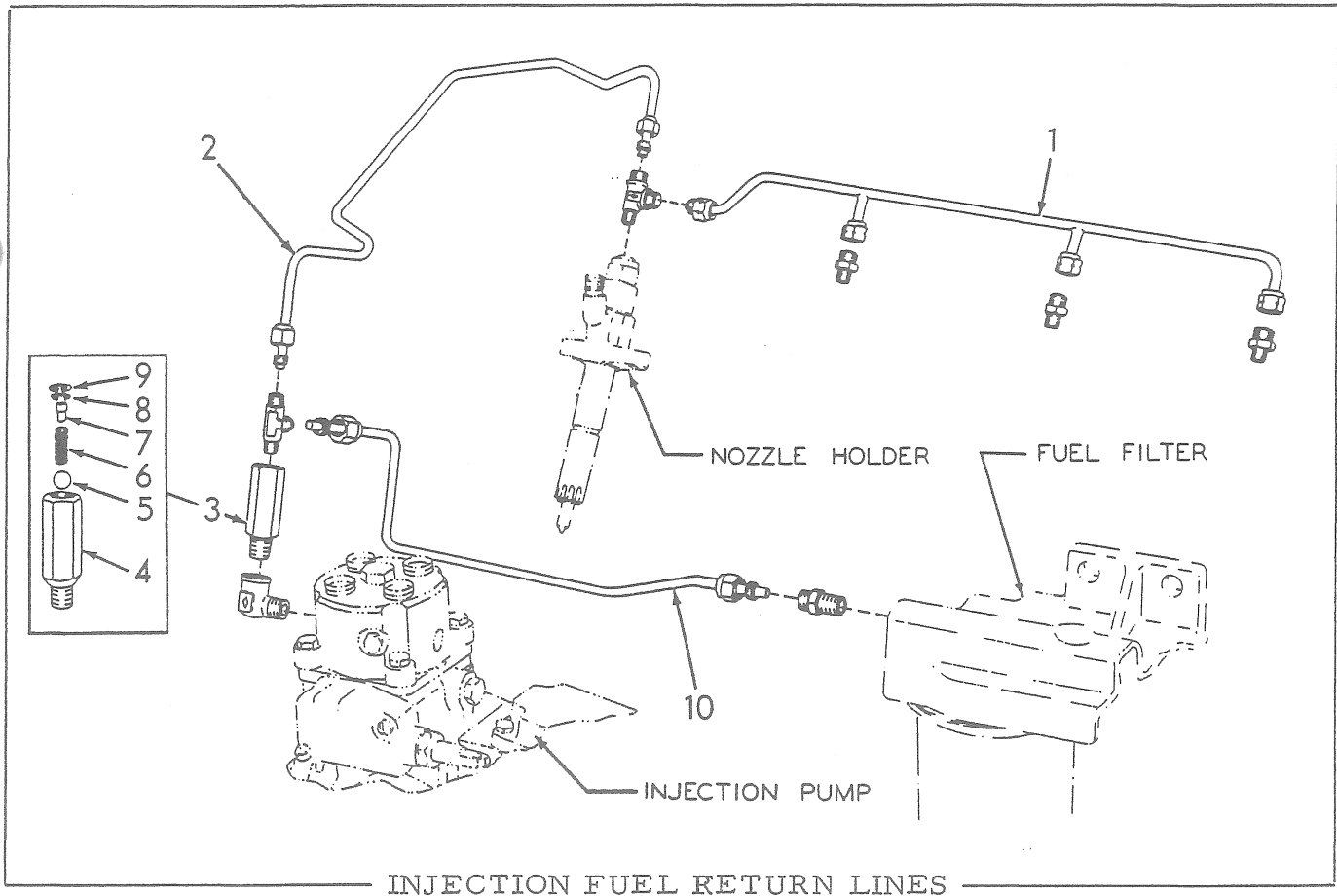
ITEM	PART NO.	QTY.	DESCRIPTION
1	74354230	1	PUMP ASSEMBLY, fuel injection (See your Fiat-Allis dealer for service)
2	74347834	1	GEAR, injection pump coupling
3	70916381	3	CAPSCREW, 3/8"NF x 3/4"
4	74337224	3	STUD, pump attaching
	70904206	3	LOCKWASHER, 3/8"
	70910123	3	NUT, 3/8"NF
5	74335444	1	SHAFT, timing
6	70923663	1	RING, sealing, timing shaft
7	74346704	1	SPRING, timing shaft
8	74335931	1	HOSE ASSEMBLY, cylinder block to injection pump (See HOSE PARTS)
	70919345	1	TEE, flare type, 1/4" tube, 1/8"NPT male end
	70917032	1	ADAPTER, extension, 1/8"NPT male and female
9	74376906	1	HOSE ASSEMBLY, cylinder block to gear housing (See HOSE PARTS)
	70919773	1	TEE, flare type, 1/4" tube, 1/8"NPT male side
	70919171	1	CONNECTOR, flare type, 1/4" tube, 1/8"NPT male
10	-----	1	HOSE (See STEERING PUMP DRIVE)



T-24181

USAGE: Engines prior to serial No. 7-14902

ITEM	PART NO.	QTY.	DESCRIPTION
1	74349927	1	MANIFOLD ASSEMBLY (Includes NUTS and SLEEVES indented below)
	70917809	4	NUT, Imperial, 1/4" tube
	70917806	4	SLEEVE, Imperial, 1/4" tube
	70919800	3	CONNECTOR, Imperial, 1/4" tube, 1/8"NPT male
	70920411	1	TEE, Imperial, 1/4" tube, 1/8"NPT end
2	74349931	1	TUBE ASSEMBLY, manifold to relief valve (Includes NUTS and SLEEVES indented below)
	70917806	2	SLEEVE, Imperial, 1/4" tube
	70917809	2	NUT, Imperial, 1/4" tube
	70919040	1	ELBOW, Imperial, 1/4" tube, 1/8"NPT male
3	74505556	1	VALVE ASSEMBLY, pressure relief (Consists of items 4 thru 7)
	70914588	1	ELBOW, street, brass, 90°, 1/4"NPT
4	-----	1	BODY, relief valve (Not serviced separately)
	70901651	1	PLUG, pipe, 1/8"NPT (Not used)
5	74041015	1	VALVE, pressure relief
6	74050685	1	SPRING, pressure relief valve
7	74051304	1	SCREW, pressure relief valve
8	74337028	1	TUBE ASSEMBLY, relief valve to filter (Includes NUTS and SLEEVES indented below)
	70917806	2	SLEEVE, Imperial, 1/4" tube
	70917809	2	NUT, Imperial, 1/4" tube
	70920242	1	CONNECTOR, Imperial, 1/4" tube, 1/4"NPT male
	70919481	1	ELBOW, Imperial, 1/4" tube, 1/4"NPT male



USAGE: Engine serial No. 7-14902 and up

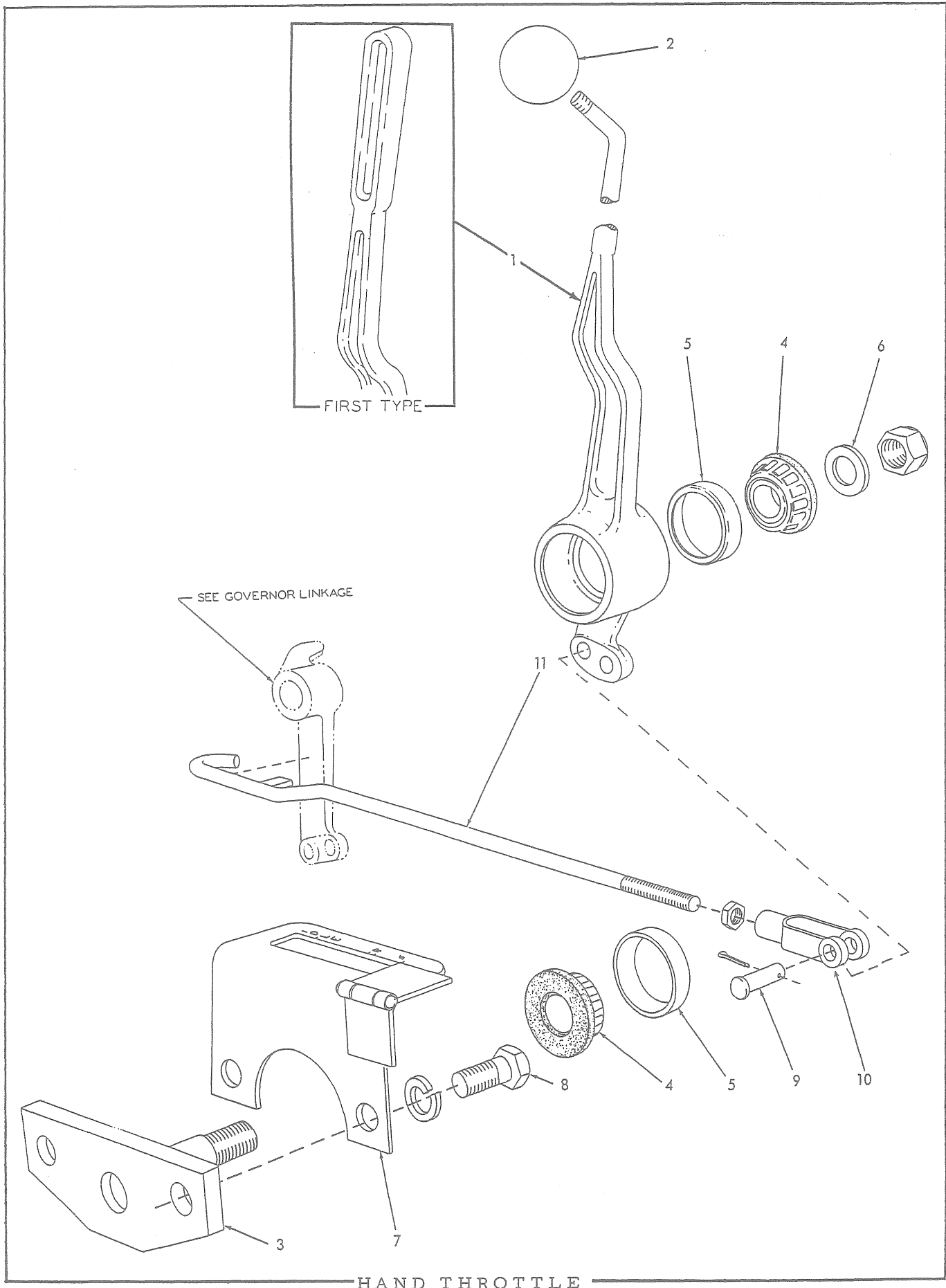
ITEM	PART NO.	QTY.	DESCRIPTION
1	74349927	1	MAINFOLD ASSY. (Includes Nuts and Sleeves indented below)
	70917809	4	NUT, Imperial, 1/4" tube
	70917806	4	SLEEVE, Imperial, 1/4" tube
	70919800	3	CONNECTOR, Imperial, 1/4" tube, 1/8"NPT male
	70920411	1	TEE, Imperial, 1/4" tube, 1/8"NPT end
2	74337194	1	TUBE ASSY. Manifold to relief valve (Includes Nuts and Sleeves indented below)(Used prior to engine to engine #7-20222)
	74338564	1	TUBE ASSY. (Manifold to relief valve (Includes Nuts and Sleeves indented below)(Effective with engine #7-20222)
	70917806	2	SLEEVE, Imperial, 1/4" tube
	70917809	2	NUT, Imperial, 1/4" tube
	70921378	1	TEE, Imperial, 1/4" tube, 1/4"NPT male
3	-----	1	VALVE ASSY., pressure relief (Consists of items 4 thru 9)(Order 74395936)
	74395936	1	VALVE ASSY., pressure relief (Serviced replacement)(Consists of items 4, 5, 6, 11 and 12)
	70914588	1	ELBOW, street, brass, 90°, 1/4"NPT
4	-----	1	BODY, relief valve (Not serviced separately)
5	74337022	1	BALL, relief valve
6	74337023	1	SPRING, relief valve

(Continued)

(Revised June 1979)

INJECTION FUEL RETURN LINES (Continued)

ITEM	PART NO.	QTY.	DESCRIPTION
7	74337019	1	STOP, relief valve
8	74255017	1	E-RING, relief valve stop
9	-----	1	RING, snap, relief valve (Not serviced separately. Order item 3)
10	74337374	1	TUBE ASSY., relief valve filter (Used prior to tractor #23003)
	74338484	1	TUBE ASSY., relief valve to filter (Effective with tractor #23003)
	70917806	2	SLEEVE, Imperial, 1/4" tube
	70917809	2	NUT, Imperial, 1/4" tube
	70920242	1	CONNECTOR, Imperial, 1/4" tube, 1/4"NPT male
11	74395855	1	STOP
12	74395935	1	NUT
			} Not illustrated

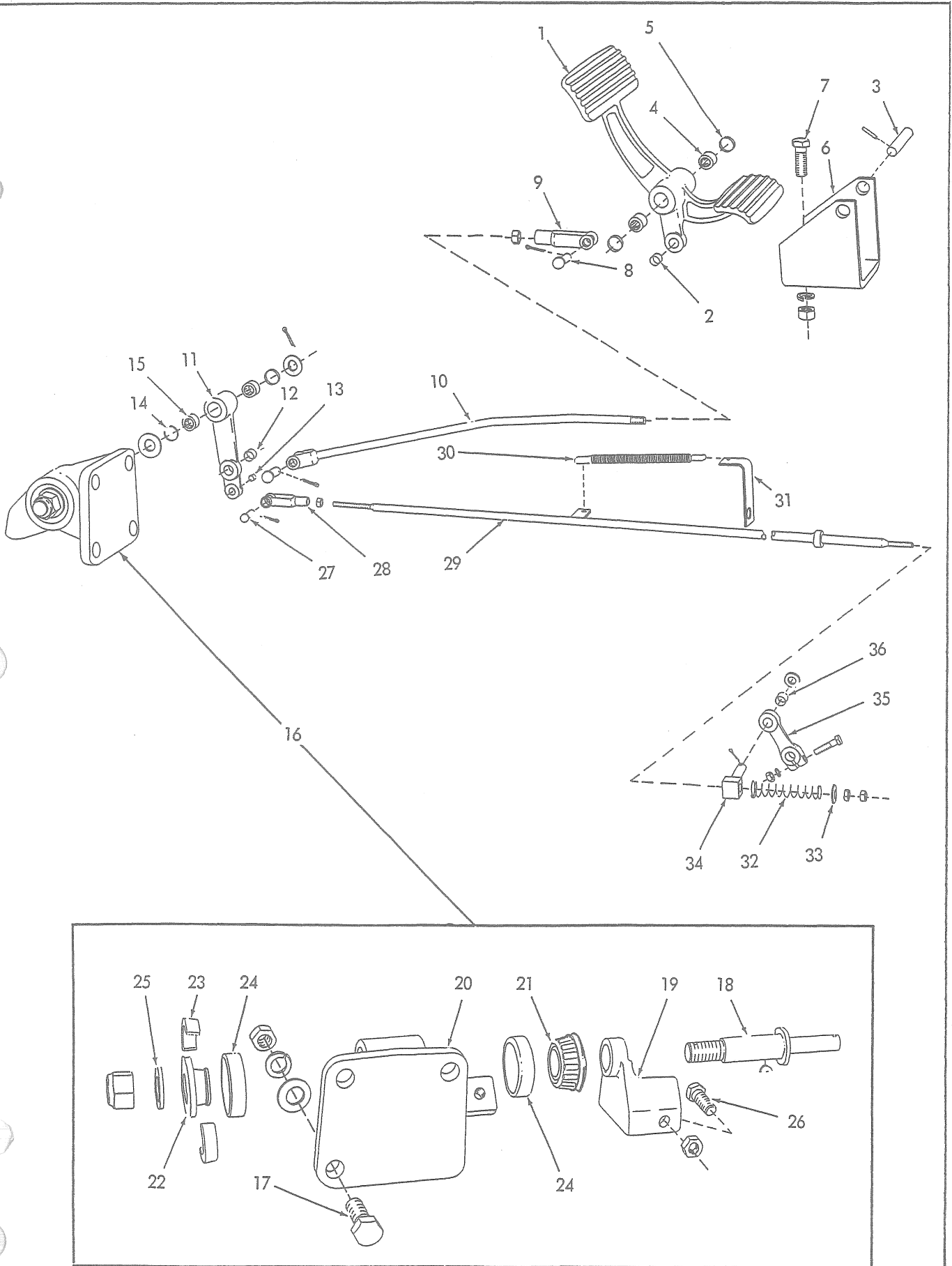


HAND THROTTLE

HAND THROTTLE

USAGE: Loaders prior to serial No. 23003

ITEM	PART NO.	QTY.	DESCRIPTION
1	70630072	1	LEVER, operating (Used prior to tractor #22798, excluding #22725)
	70638179	1	LEVER, operating (Effective with tractor #22798, including #22725)
2	70090020	1	KNOB, operating lever (Effective with tractor #22798, including #22725)
3	70630083	1	SHAFT, friction
	70916589	1	NUT, elastic stop, 5/8"NF
4	70624603	2	CONE ASSEMBLY, friction shaft bearing
5	70628185	2	CUP, bearing
6	70603380	1	WASHER, bearing retaining
7	70638175	1	GUIDE, operating lever
8	70070469	2	CAPSCREW, 1/2"NF x 1-1/4"
	70904208	2	LOCKWASHER, 1/2"
9	70078810	1	PIN, control rod yoke
	70900942	1	PIN, cotter, 3/32" x 5/8"
10	70628736	1	YOKE, control rod
11	70630130	1	ROD, control
	70911041	1	NUT, 3/8"NF



THROTTLE CONTROL (First type)

THROTTLE CONTROL

USAGE: Loaders prior to serial No. 22798 excluding No. 22725

ITEM	PART NO.	QTY.	DESCRIPTION
1	70624602	1	PEDAL ASSEMBLY (Includes item 2)
2	70624584	1	BUSHING, throttle pedal
3	70624631	1	SHAFT, throttle pedal
	70915711	1	PIN, spring, 3/16" x 7/8"
4	70074699	2	BEARING, needle, pedal shaft
5	70096921	2	SEAL, pedal shaft
6	70638471	1	BRACKET, pedal shaft
7	70070469	2	CAPSCREW, 1/2"NF x 1-1/4"
	70904208	2	LOCKWASHER, 1/2"
	70911043	2	NUT, 1/2"NF
8	70078810	2	PIN, yoke, pedal rod
	70900942	2	PIN, cotter, 3/32" x 5/8"
9	70628736	1	YOKE, pedal rod
10	70624625	1	ROD, throttle pedal
	70911041	1	NUT, 3/8"NF
11	70624510	1	LEVER ASSEMBLY, front (Includes items 12 and 13)
	70910244	2	WASHER, plain, SAE std., 1/2" (For spacing)
	70910967	1	PIN, cotter, 1/8" x 7/8"
12	70624584	1	BUSHING, front lever (1/2"O.D.)
13	70624585	1	BUSHING, front lever (3/8"O.D.)
14	70096921	2	SEAL, front lever
15	70043021	2	BEARING, needle, front lever
16	70624787	1	FRICITION ASSEMBLY (Includes items 18 thru 26)
17	70035073	3	CAPSCREW, 1/2"NF x 1-3/4"
	70910244	1	WASHER, plain, SAE std., 1/2"
	70904208	3	LOCKWASHER, 1/2"
	70911043	3	NUT, 1/2"NF
18	70624604	1	SHAFT, friction
	70916589	1	NUT, elastic stop, 5/8"NF
19	70624607	1	LEVER, stop, friction shaft
	70921396	1	KEY, #213 woodruff, 1/8" x 3/8"
20	70624605	1	BRACKET, friction shaft
21	70624603	1	CONE ASSEMBLY, friction shaft bearing (Includes rollers)
22	70631482	1	CONE, friction shaft bearing (without rollers)
23	70631483	2	SHOE, friction (half only)
24	70328002	2	CUP, friction shaft bearing
25	70603380	1	WASHER, bearing retaining

(Continued)

THROTTLE CONTROL (Continued)

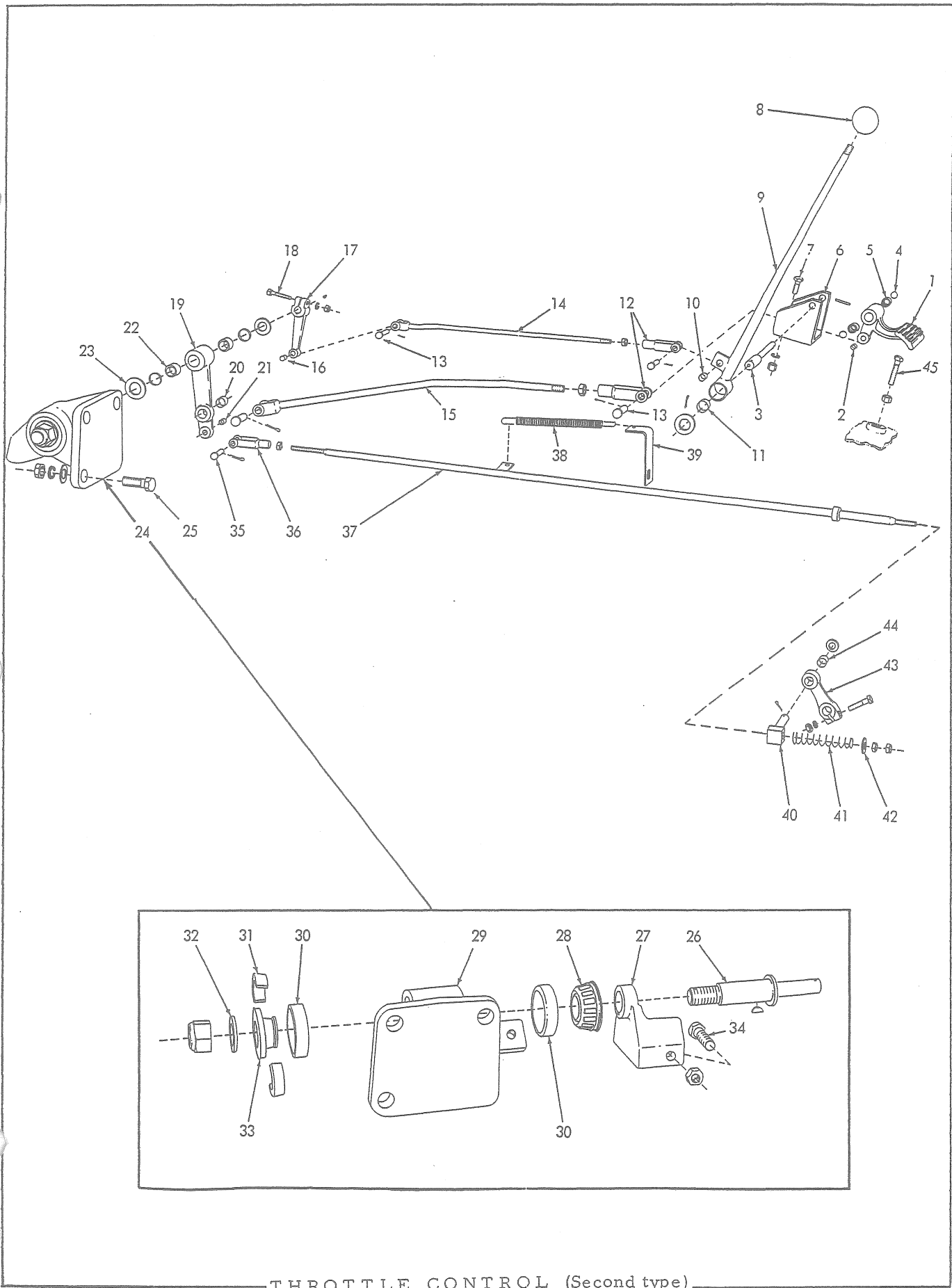
ITEM	PART NO.	QTY.	DESCRIPTION
26	70094290	3	CAPSCREW, adjustment, governor control
	70911026	3	NUT, 3/8"NC
27	70628738	1	PIN, yoke, governor control rod
	70900970	1	PIN, cotter, 1/16" x 1/2"
28	70628737	1	YOKE, governor control rod
29	70628117	1	ROD, governor control
	70911040	3	NUT, 1/4"NF
30	70621614	1	SPRING, retracting, governor control rod
31	70628120	1	ANGLE, retracting spring
32	70037686	1	SPRING, governor control rod
33	70628121	1	WASHER, spring retaining
34	70628116	1	EYE, swivel, governor lever
	70911115	1	WASHER, plain, SAE std., 3/8"
	70900942	1	PIN, cotter, 3/32" x 5/8"
35	70624624	1	LEVER ASSEMBLY, governor (Includes item 36)
	70912177	1	CAPSCREW, 1/4"NF x 1-1/4"
	70904204	1	LOCKWASHER, 1/4"
	70911040	1	NUT, 1/4"NF
36	70628138	1	BUSHING, governor lever

THROTTLE CONTROL

USAGE: Loaders serial No. 22798 thru No. 23002 including No. 22725

ITEM	PART NO.	QTY.	DESCRIPTION
1	70638469	1	PEDAL ASSEMBLY, decelerator (Includes item 2)
2	70624584	1	BUSHING, decelerator pedal
3	70637984	1	SHAFT, decelerator pedal
	70915711	1	PIN, spring, 3/16" x 7/8"
4	70096921	2	SEAL, pedal shaft
5	70074699	2	BEARING, needle, pedal shaft
6	70638471	1	BRACKET, pedal shaft
7	70070469	2	CAPSCREW, 1/2"NF x 1-1/4"
	70904208	2	LOCKWASHER, 1/2"
	70911043	2	NUT, 1/2"NF
8	70090020	1	KNOB, speed control lever
9	70638476	1	LEVER ASSEMBLY, ground speed control (Includes items 10 and 11)
	70910255	1	WASHER, plain, SAE std., 3/4"
	70910967	1	PIN, cotter, 1/8" x 7/8"
10	70624584	1	BUSHING, speed control lever (small)
11	70630795	2	BUSHING, speed control lever (large)
12	70628736	2	YOKE, control rods
13	70078810	4	PIN, yoke, control rods
	70900942	4	PIN, cotter, 3/32" x 5/8"
14	70638398	1	ROD, speed control
	70911041	1	NUT, 3/8"NF
15	70624625	1	ROD, decelerator pedal
	70911041	1	NUT, 3/8"NF
16	70624584	1	BUSHING, friction shaft lever
17	70633469	1	LEVER ASSEMBLY, friction shaft (Includes item 16)
	70905119	1	KEY, woodruff, 1/8" x 1/2"
18	70041981	1	CAPSCREW, 5/16"NF x 1-1/2"
	70904205	1	LOCKWASHER, 5/16"
	70913636	1	NUT, 5/16"NF
19	70624510	1	LEVER ASSEMBLY, front (Includes items 20 and 21)
	70910244	2	WASHER, plain, SAE std., 1/2" (For spacing)
20	70624584	1	BUSHING, front lever (1/2" O. D.)
21	70624585	1	BUSHING, front lever (3/8" O. D.)
22	70043021	2	BEARING, needle, front lever
23	70096921	2	SEAL, front lever

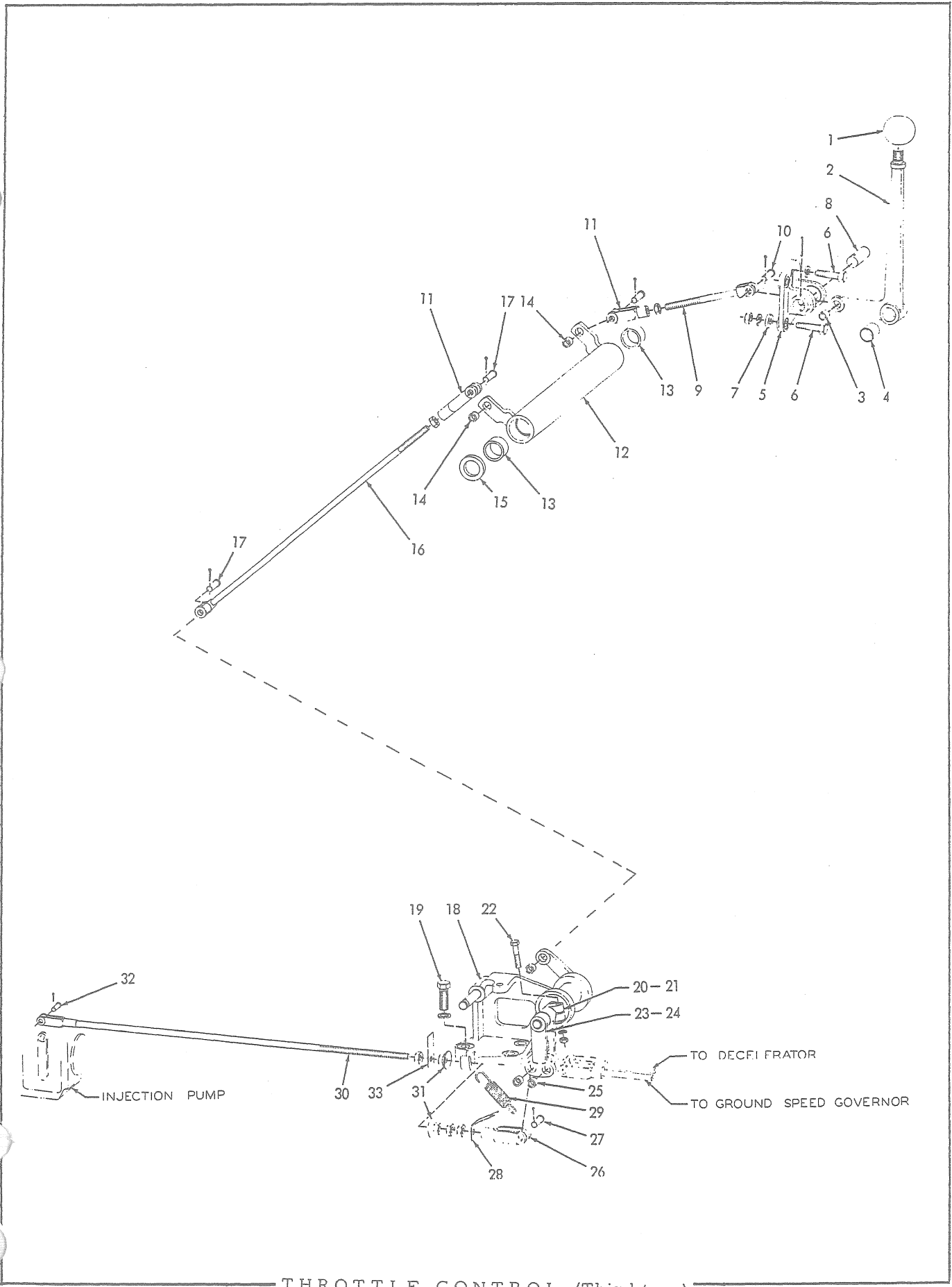
(Continued)



THROTTLE CONTROL (Second type)

THROTTLE CONTROL (Continued)

ITEM	PART NO.	QTY.	DESCRIPTION
24	70638406	1	FRICITION ASSEMBLY (Includes items 26 thru 34)
25	70035073	3	CAPSCREW, 1/2"NF x 1-3/4"
	70910244	1	WASHER, plain, SAE std., 1/2"
	70904208	3	LOCKWASHER, 1/2"
	70911043	3	NUT, 1/2"NF
26	70638455	1	SHAFT, friction
	70916589	1	NUT, elastic stop, 5/8"NF
27	70624607	1	LEVER, stop, friction shaft
	70921396	1	KEY, #213 woodruff, 1/8" x 3/8"
28	70624603	1	CONE ASSEMBLY, friction shaft bearing (Includes rollers)
29	70624605	1	BRACKET, friction shaft
30	70328002	2	CUP, friction shaft bearing
31	70631483	2	SHOE, friction (half only)
32	70603380	1	WASHER, bearing retaining
33	70631482	1	CONE, friction shaft bearing (without rollers)
34	70094290	3	CAPSCREW, adjustment, governor control
	70911026	3	NUT, 3/8"NC
35	70628738	1	PIN, yoke, governor control rod
	70900970	1	PIN, cotter, 1/16" x 1/2"
36	70628737	1	YOKE, governor control rod
37	70628117	1	ROD, governor control
	70911040	3	NUT, 1/4"NF
38	70621614	1	SPRING, retracting, governor control rod
39	70628120	1	ANGLE, retracting spring
40	70628116	1	EYE, swivel, governor lever
	70911115	1	WASHER, plain, SAE std., 3/8"
	70900942	1	PIN, cotter, 3/32" x 5/8"
41	70037686	1	SPRING, governor control rod
42	70628121	1	WASHER, spring retaining
43	70624624	1	LEVER ASSEMBLY, governor (Includes item 44)
	70912177	1	CAPSCREW, 1/4"NF x 1-1/4"
	70904204	1	LOCKWASHER, 1/4"
	70911040	1	NUT, 1/4"NF
44	70628138	1	BUSHING, governor lever
45	70089900	1	CAPSCREW, throttle pedal stop
	70913830	1	NUT, jam, 1/2"NF



THROTTLE CONTROL (Third type)

THROTTLE CONTROL

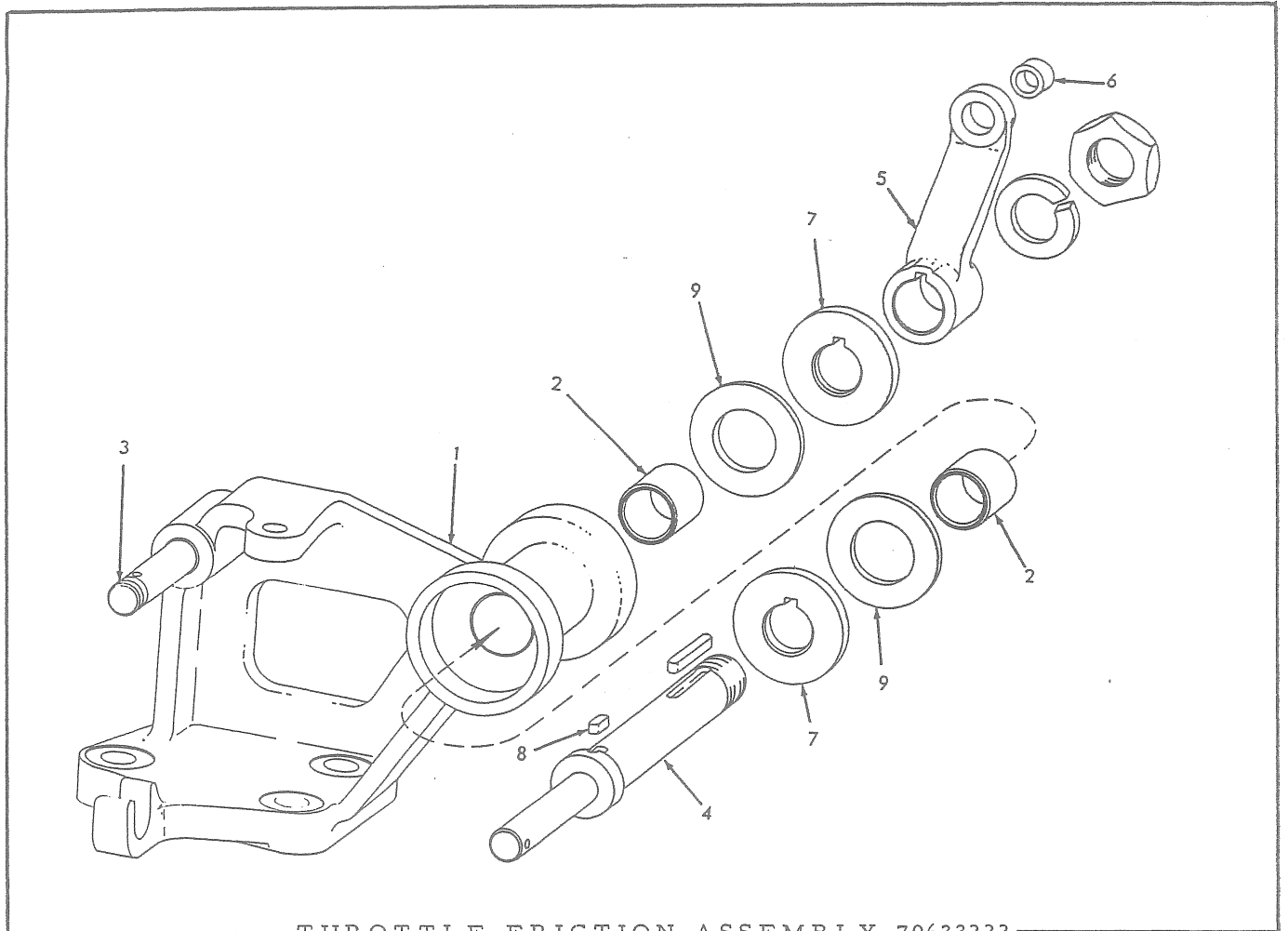
USAGE: Loaders serial No. 23003 and up

ITEM	PART NO.	QTY.	DESCRIPTION
1	70090020	1	KNOB, throttle lever
2	70633084	1	LEVER ASSEMBLY, throttle operating (Includes items 3 and 4)
3	70624584	1	BUSHING, operating lever (1/2" O.D.)
4	70628157	1	BUSHING, operating lever (7/8" O.D.)
5	70633221	1	BRACKET, lever mounting
6	70203188	2	CAPSCREW, 3/8" NF x 1-1/2"
	70904206	2	LOCKWASHER, 3/8"
7	70044973	1	WASHER, plain
	70911041	1	NUT, 3/8" NF
8	70633219	1	PIN, throttle lever
	70919761	1	PIN, roll, 1/8" x 1-1/4"
9	70637549	1	ROD, upper
	70911048	1	NUT, jam, 3/8" NF
10	70078810	2	PIN, yoke, upper rod
	70900942	2	PIN, cotter, 3/32" x 5/8"
11	70628736	2	YOKE, control rods
12	70633127	1	LEVER ASSEMBLY, cross (Includes items 13 and 14)
13	70647452	2	BUSHING, cross lever (1-1/4 O.D.)
14	70624584	2	BUSHING, cross lever (1/2" O.D.)
15	70076710	1	WASHER, lever spacing
16	70631652	1	ROD, intermediate
	70911048	1	NUT, jam, 3/8" NF
17	70078810	2	PIN, yoke, intermediate rod
	70900942	2	PIN, cotter, 3/32" x 5/8"
18	70633222	1	FRICITION ASSEMBLY, throttle (See page 81 for parts)
19	70035733	3	CAPSCREW, 1/2" NC x 1-3/8"
	70904208	3	LOCKWASHER, 1/2"
20	70633123	1	LEVER, throttle friction shaft
21	70632756	1	KEY, control lever
22	70041981	1	CAPSCREW, 5/16" NF x 1-1/2"
	70904205	1	LOCKWASHER, 5/16"
	70913636	1	NUT, 5/16" NF
23	70631496	1	LEVER ASSEMBLY, throttle (Includes items 24 and 25)
	70910244	1	WASHER, plain, SAE std., 1/2"
	70900806	1	PIN, cotter, 1/8" x 1"
24	70631476	1	BUSHING, throttle lever (7/8" long)
25	70624584	2	BUSHING, throttle lever (3/8" long)

(Continued)

THROTTLE CONTROL (Continued)

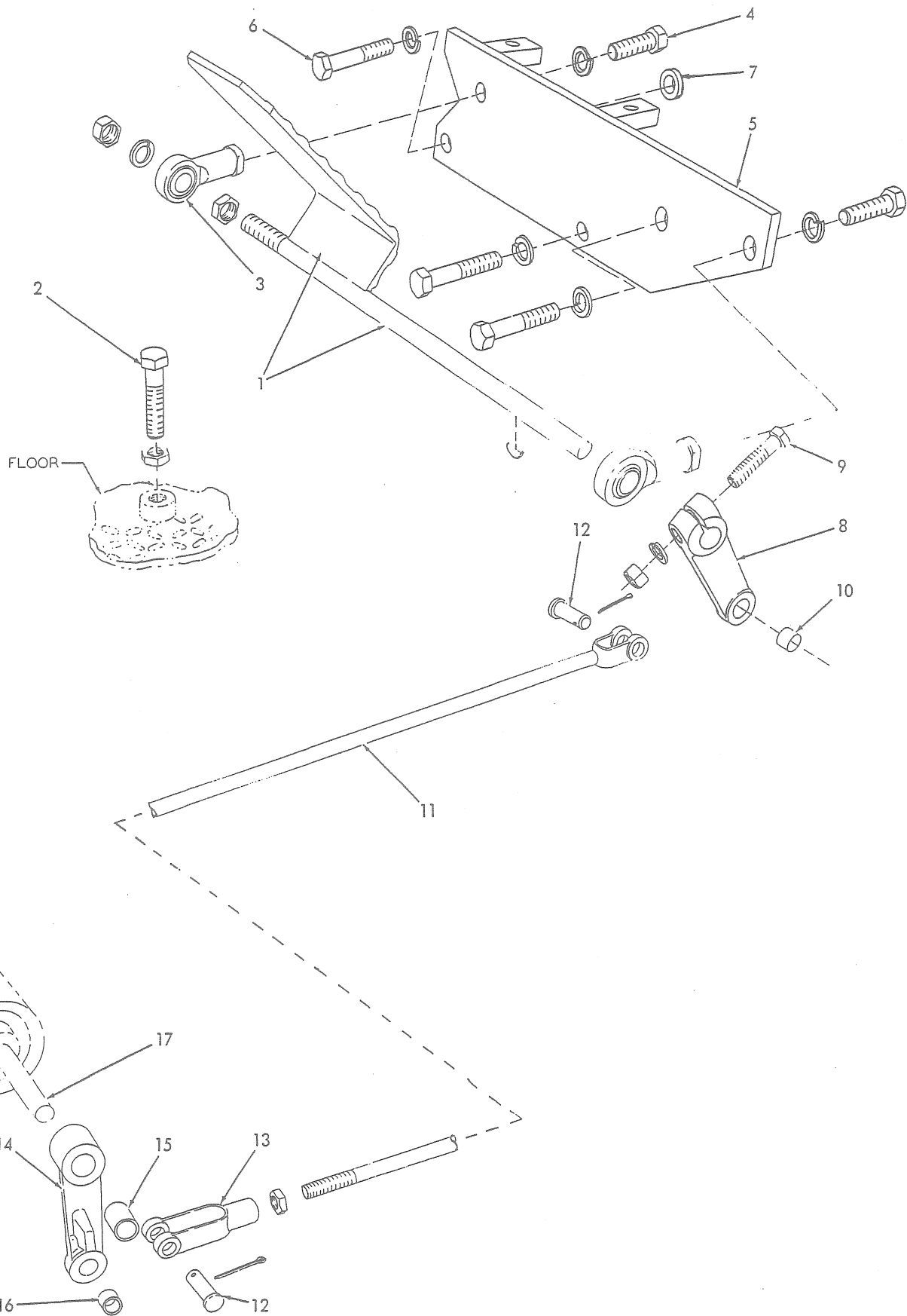
ITEM	PART NO.	QTY.	DESCRIPTION
26	70628736	1	YOKE, front rod
27	70078810	1	PIN, front rod yoke
	70900942	1	PIN, cotter, 3/32" x 5/8"
28	70633220	1	CLIP, retracting spring
29	70034253	1	SPRING, front rod
			} Not used with GROUND SPEED GOVERNOR
30	70633164	1	ROD, front
	70911048	3	NUT, jam, 3/8"NF
31	70633228	2	NUT, flange, front rod
32	70628738	1	PIN, front rod
	70900970	1	PIN, cotter, 1/16" x 1/2"
33	70633325	1	PLATE, throttle advance (Special equipment. Used only with GOVERNOR CONTROLS)



THROTTLE FRICTION ASSEMBLY 70633222

USAGE: See page 73

ITEM	PART NO.	QTY.	DESCRIPTION
1	70633223	1	HOUSING ASSEMBLY (Includes items 2 and 3)
2	70632752	2	BUSHING, housing
3	-----	1	SHAFT, shut-off lever (Order item 1)
4	70633225	1	SHAFT, throttle levers
	70914452	1	NUT, thin, elastic stop, 3/4"NF
	70904369	1	LOCKWASHER, 3/4"
5	70633122	1	LEVER ASSEMBLY, intermediate rod (Includes item 6)
	70916024	1	KEY, straight, 3/16" x 3/16" x 1-1/4"
6	70624584	1	BUSHING, intermediate rod lever
7	70632710	2	WASHER, friction disc
8	70632716	1	KEY, inner friction disc washer
9	70632747	2	DISC, friction



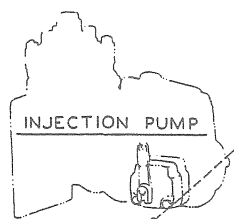
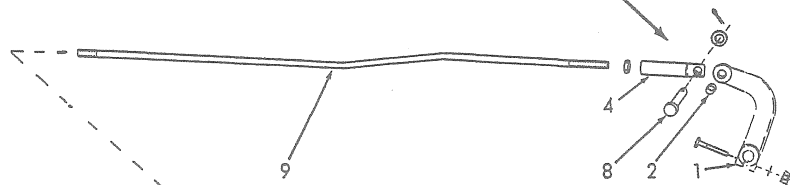
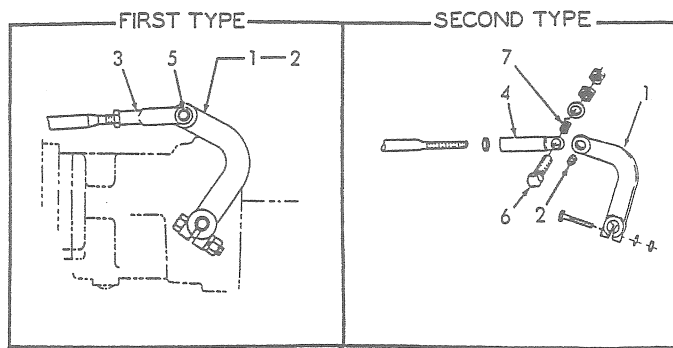
ENGINE DECELERATOR

T-382 02

ENGINE DECELERATOR

USAGE: Loaders serial No 23003 and up

ITEM	PART NO.	QTY.	DESCRIPTION
1	70633120	1	PEDAL
	70913830	1	NUT, jam, 1/2"NF
	70911043	1	NUT, 1/2"NF
	70904208	1	LOCKWASHER, 1/2"
2	70089900	1	CAPSCREW, pedal stop (Early units)
		1	NUT, jam, 1/2"NF
	70648477	1	CAPSCREW, pedal stop (Late units)
		1	NUT, jam, 1/2"NC
3	70638732	2	END, pedal supporting
4	70035018	2	CAPSCREW, 1/2"NF x 1-1/2"
		2	LOCKWASHER, 1/2"
5	70633234	1	PLATE, pedal mounting (Used prior to tractor #23229)
	70641713	1	PLATE, pedal mounting (Effective with tractor #23229)
6	70028979	3	CAPSCREW, 1/2"NC x 2-1/2"
		3	LOCKWASHER, 1/2"
7	70064531	1	WASHER, spacing, pedal mounting plate
8	70633469	1	LEVER ASSEMBLY, pedal (Includes item 10)
		1	KEY, #3 woodruff, 1/8" x 1/2"
9	70041981	1	CAPSCREW, 5/16"NF x 1-1/2"
	70904205	1	LOCKWASHER, 5/16"
	70913636	1	NUT, 5/16"NF
10	70624584	1	BUSHING, pedal lever
11	70633188	1	ROD, pedal (See GOVERNOR CONTROLS for special rod used with ground speed governor)
		1	NUT, jam, 3/8"NF
12	70078810	2	PIN, yoke, pedal rod
		2	PIN, cotter, 3/32" x 5/8"
13	70628736	1	YOKE, pedal rod
14	70631498	1	LEVER ASSEMBLY, front (Includes items 15 and 16)
15	70631476	1	BUSHING, front lever (7/8" long)
16	70624584	1	BUSHING, front lever (3/8" long)
17	-----	-	FRICTION ASSEMBLY (See THROTTLE CONTROL)



11

12

13

14

15

18

17

19

16

12

11

10

GOVERNOR LINKAGE

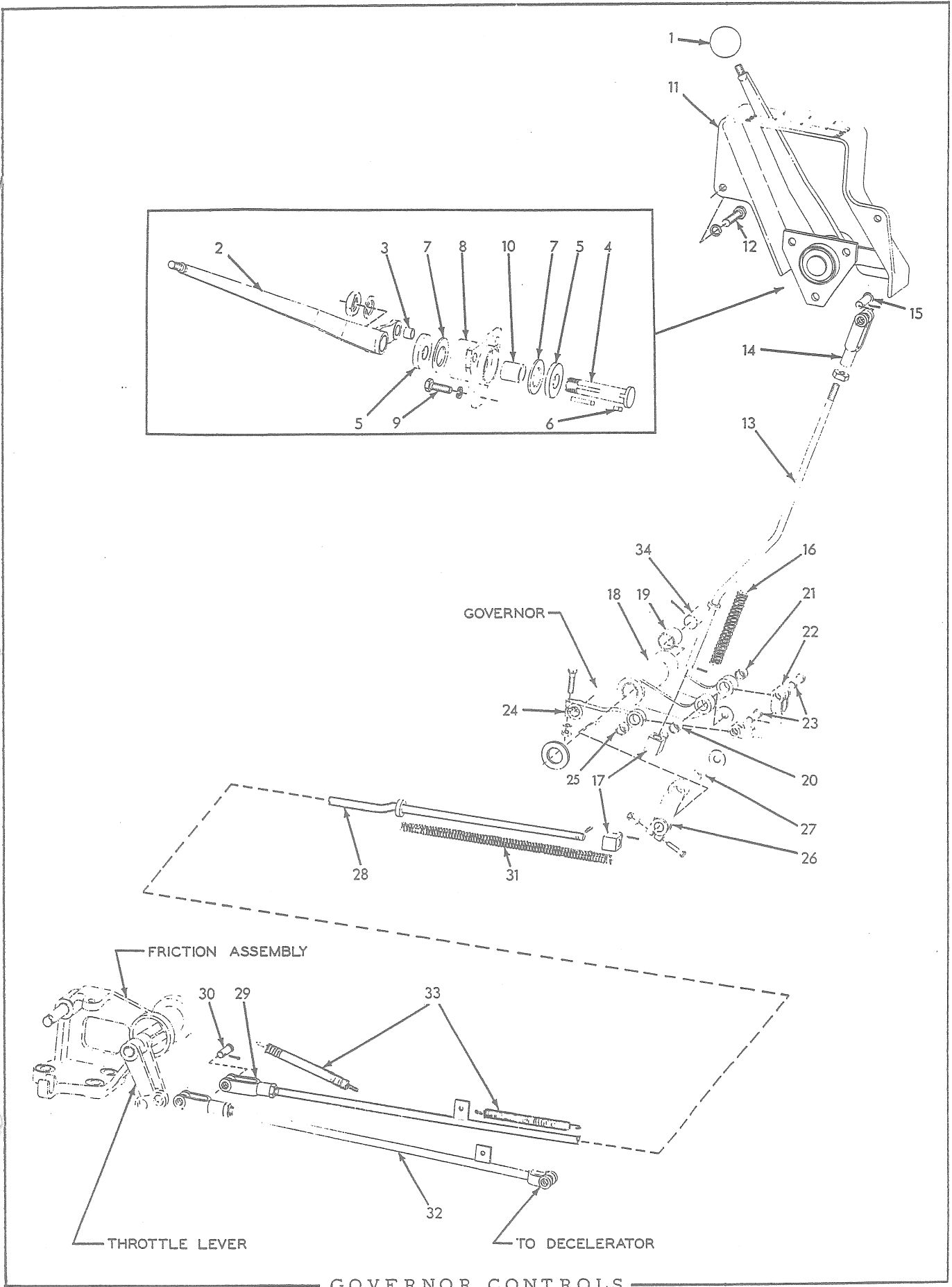
T-33413

GOVERNOR LINKAGE

USAGE: Loaders prior to serial No. 23003

* Loaders prior to serial No. 22537
 ** Loaders serial No. 22537 thru No. 23002

ITEM	PART NO.	QTY.		DESCRIPTION
		*	**	
1	70624596	1	1	LEVER ASSEMBLY, governor (Includes item 2)
	70912177	1	1	CAPSCREW, 1/4"NF x 1-1/4"
	70904204	1	1	LOCKWASHER, 1/4"
	70911040	1	1	NUT, 1/4"NF
2	70624585	1	1	BUSHING, governor lever
3	70628737	1	-	YOKE, rear control rod
4	70635045	-	1	ADAPTER, rear control rod
5	70628738	1	-	PIN, rear control rod yoke
	70900970	1	-	PIN, cotter, 1/16" x 1/2"
6	70912178	-	1	CAPSCREW, rear control rod adapter (1/4"NF x 1-1/2") (Used prior to loader #22661)
	70910267	-	2	NUT, jam, 1/4"NF
	70911114	-	1	WASHER, plain, SAE std., 1/4"
7	-----	-	1	SPRING, rear control rod adapter capscREW (Used prior to loader #22661. Order PIN 70628738 and PIN 70900970)
8	70628738	-	1	PIN, rear control rod adapter (Effective with loader #22661)
	70900970	-	1	PIN, cotter, 1/16" x 1/2"
	70911114	-	1	WASHER, plain, SAE std., 1/4"
9	70624786	1	-	ROD, control, rear
	70911040	2	-	NUT, jam, 1/4"NF
	70632423	-	1	ROD, control, rear (If for loaders prior #22661 also order ADAPTER 70635045)
	70911048	-	2	NUT, jam, 3/8"NF
10	70630036	1	-	OVER-TRAVEL ASSEMBLY (Serviced only as a unit)
	70631698	-	1	OVER-TRAVEL ASSEMBLY (Serviced only as a unit)
11	70628738	3	3	PIN, yoke
	70900970	3	3	PIN, cotter, 1/16" x 1/2"
12	70628737	2	2	YOKE, front control rod
13	70624580	1	1	ROD, control, front
	70911040	2	2	NUT, 1/4"NF
14	70621614	1	1	SPRING, retracting
15	70624578	1	1	LEVER ASSEMBLY, cross shaft (Includes item 16)
	70910244	2	2	WASHER, plain, SAE std., 1/2"
16	70624585	2	2	BUSHING, cross shaft lever
17	70096921	2	2	SEAL, cross shaft lever
18	70043021	2	2	BEARING, needle, cross shaft lever
19	70094290	2	2	CAPSCREW, stop adjustment
	70911026	2	2	NUT, 3/8"NC



GOVERNOR CONTROLS

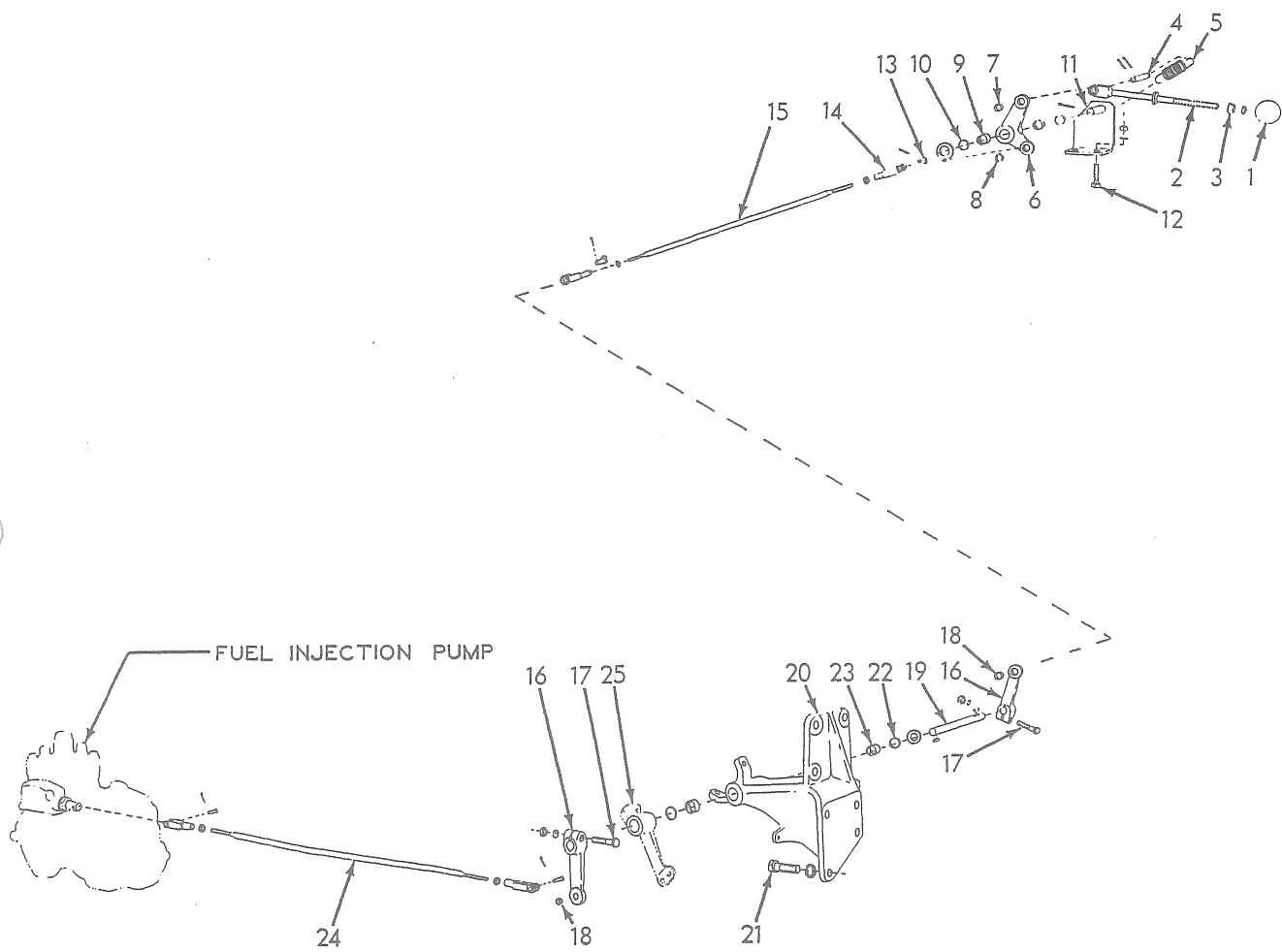
USAGE: Special equipment on loader serial No. 23003 and up

ITEM	PART NO.	QTY.	DESCRIPTION
1	70629709	1	KNOB
2	70633535	1	LEVER ASSEMBLY, control (Includes item 3)
	70915569	1	KEY, straight, 3/16" x 3/16" x 1-1/8"
3	70624584	1	BUSHING, control lever
4	70633482	1	SHAFT, control lever
	70904369	1	LOCKWASHER, 3/4"
	70914452	1	NUT, thin, elastic stop, 3/4"NF
5	70632710	2	WASHER, friction disc
6	70632716	1	KEY, washer retaining
7	70632747	2	DISC, friction
8	70632771	1	HOUSING ASSEMBLY, lever friction (Includes item 10)
9	70035167	3	CAPSCREW, 3/8"NF x 7/8" (Early units)
	70916269	3	CAPSCREW, 3/8"NC x 7/8" (Late units)
	70904206	3	LOCKWASHER, 3/8"
10	70632752	1	BUSHING, housing
11	70633550	1	GUIDE, control lever
12	70035167	2	CAPSCREW, 3/8"NF x 7/8" (Early units)
	70916269	2	CAPSCREW, 3/8"NC x 7/8" (Late units)
	70904206	2	LOCKWASHER, 3/8"
13	70633552	1	ROD, rear
	70911048	1	NUT, jam, 3/8"NF
	70916168	1	PIN, roll, 1/8" x 3/4"
14	70628736	1	YOKE, rear rod
15	70078810	1	PIN, yoke, rear rod
	70900942	1	PIN, cotter, 3/32" x 5/8"
16	70070212	1	SPRING, rear rod
17	70628116	2	EYE, swivel, control rods
	70911115	2	WASHER, plain, SAE std., 3/8"
	70900942	2	PIN, cotter, 3/32" x 5/8"
18	70633393	1	LEVER ASSEMBLY, governor (Includes items 19 thru 21)
	70910255	1	WASHER, plain, SAE std., 3/4"
	70900807	1	PIN, cotter, 1/8" x 1-1/4"
19	70628157	2	BUSHING, governor lever
20	70628138	1	BUSHING, governor lever
21	70624584	1	BUSHING, governor lever
22	70633581	1	LINK, governor lever
23	70078810	2	PIN, yoke, governor lever link
	70900942	2	PIN, cotter, 3/32" x 5/8"

(Continued)

GOVERNOR CONTROLS (Continued)

ITEM	PART NO.	QTY.	DESCRIPTION
24	70633500	1	LEVER ASSEMBLY, governor control (Includes item 25)
	70912177	1	CAPSCREW, 1/4"NF x 1-1/4"
	70904204	1	LOCKWASHER, 1/4"
	70911040	1	NUT, 1/4"NF
25	70624584	1	BUSHING, governor control lever
26	70633086	1	LEVER ASSEMBLY, governor (Includes item 27)
	70912177	1	CAPSCREW, 1/4"NF x 1-1/4"
	70904204	1	LOCKWASHER, 1/4"
	70911040	1	NUT, 1/4"NF
27	70628138	1	BUSHING, governor lever
28	70633179	1	ROD, front
	70911048	1	NUT, jam, 3/8"NF
	70916168	1	PIN, roll, 1/8" x 3/4"
29	70628736	1	YOKE, front rod
30	70078810	1	PIN, yoke, front rod
	70900942	1	PIN, cotter, 3/32" x 5/8"
31	70088491	1	SPRING, front rod, rear
32	70633189	1	ROD, decelerator (Replaces standard ROD 70633188. See ENGINE DECELERATOR)
33	70621614	2	SPRING, decelerator rod and front rod
34	-----	1	SHAFT (See STEERING LEVERS AND LINKAGE)

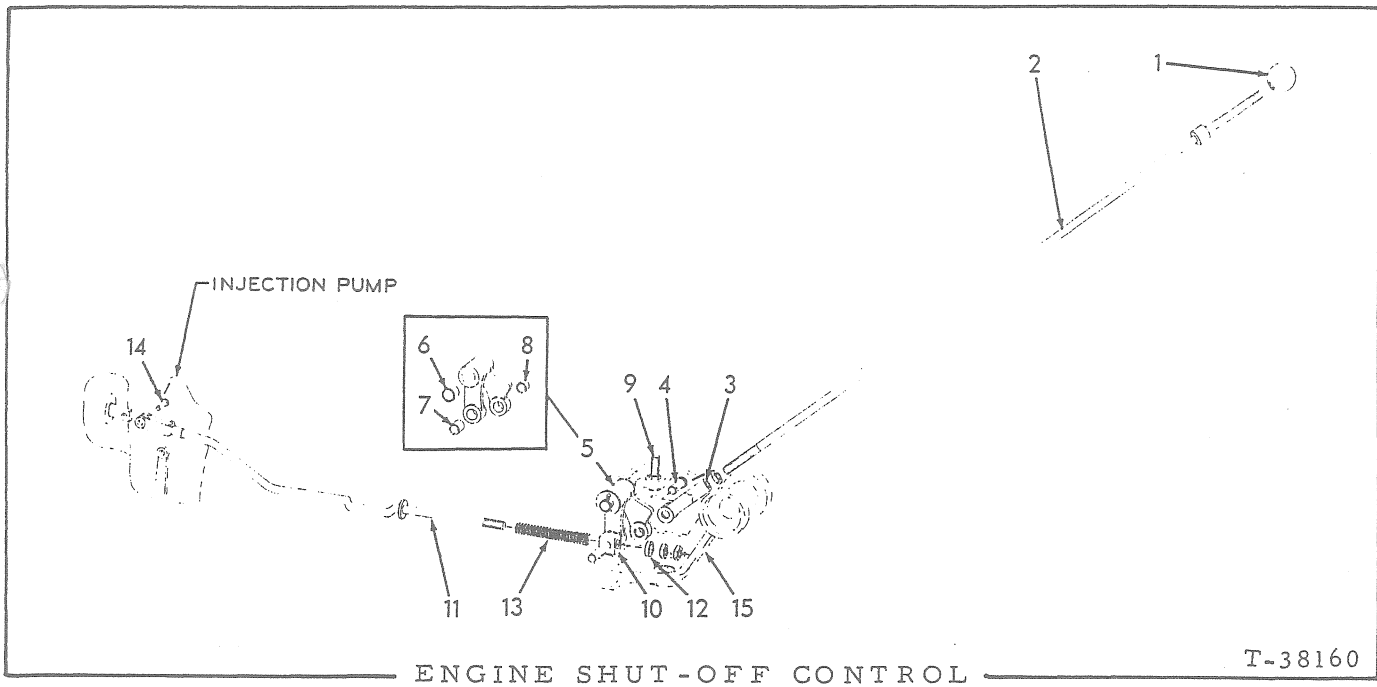


ENGINE SHUT-OFF CONTROLS (First type)

ENGINE SHUT-OFF CONTROL

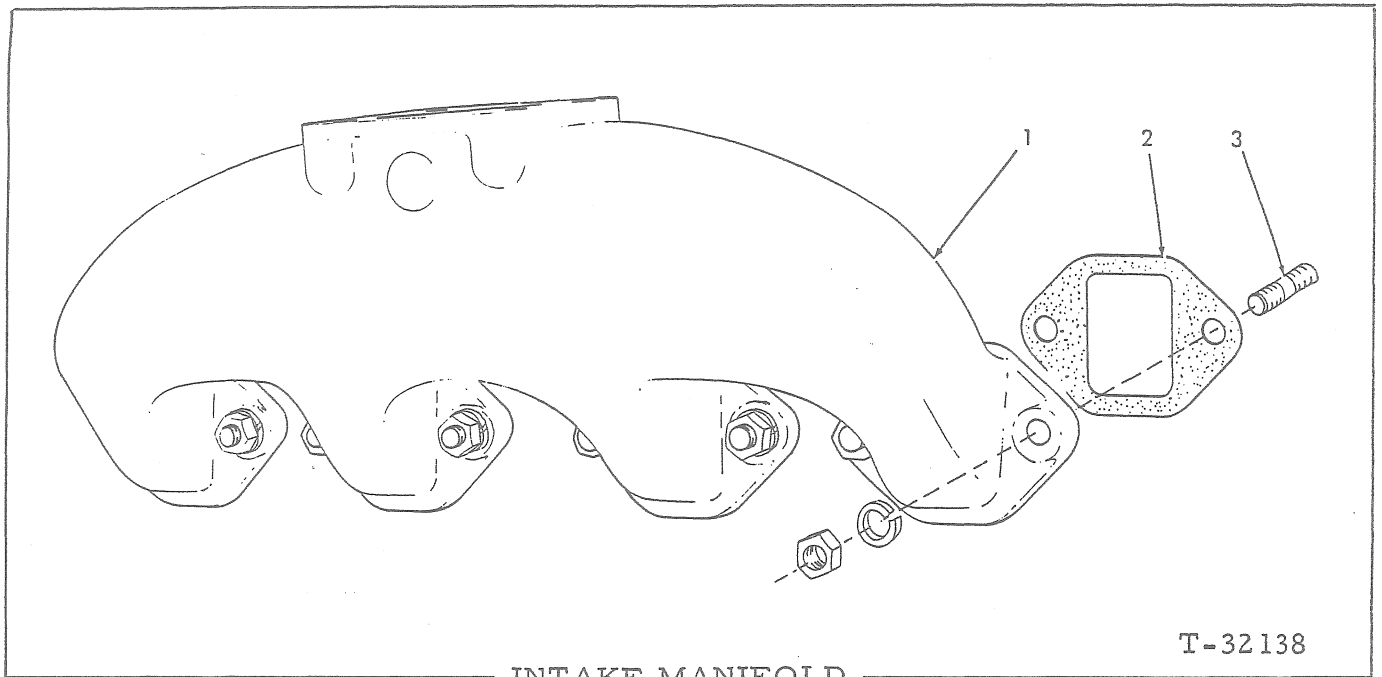
USAGE: Loaders prior to serial No.23003

ITEM	PART NO.	QTY.	DESCRIPTION
1	70659075	1	KNOB, shut-off rod
2	70630932	1	ROD, upper
	70911048	1	NUT, jam, 3/8"NF
3	70630826	1	NUT, flanged, 3/8"NF
4	70624587	1	PIN, yoke, upper rod
	70900942	2	PIN, cotter, 3/32" x 5/8"
5	70088428	1	SPRING, retracting
6	70624598	1	BELLCRANK ASSEMBLY (Includes items 7 and 8)
7	70624584	1	BUSHING, bellcrank (1/2"O.D.)
8	70624585	1	BUSHING, bellcrank (3/8"O.D.)
9	70043021	2	BEARING, needle, bellcrank
10	70096921	2	SEAL, bellcrank
11	70624592	1	ANGLE, bellcrank supporting (Includes pins)
	70910244	1	WASHER, plain, SAE std., 1/2"
	70910967	1	PIN, cotter, 1/8" x 7/8"
12	70012992	2	CAPSCREW, 3/8"NF x 1-1/4"
	70904206	2	LOCKWASHER, 3/8"
	70911041	2	NUT, 3/8"NF
13	70628738	4	PIN, yoke
	70900970	4	PIN, cotter, 1/16" x 1/2"
14	70628737	4	YOKE, control rod
15	70624618	1	ROD, intermediate
	70911040	2	NUT, 1/4"NF
16	70624576	2	LEVER ASSEMBLY, cross shaft (Includes item 18)
17	70041981	2	CAPSCREW, 5/16"NF x 1-1/2"
	70904205	2	LOCKWASHER, 5/16"
	70913636	2	NUT, 5/16"NF
18	70624585	2	BUSHING, cross shaft lever
19	70624579	1	SHAFT, cross
	70921396	2	KEY, #213 woodruff, 1/8" x 3/8"
	70910244	1	WASHER, plain, SAE std., 1/2"
20	70624591	1	BRACKET, supporting, cross shaft
21	70035073	4	CAPSCREW, 1/2"NF x 1-3/4"
	70904208	4	LOCKWASHER, 1/2"
22	70096921	2	SEAL, cross shaft bracket
23	70043021	2	BEARING, needle, cross shaft bracket
24	70629623	1	ROD, lower
	70911040	2	NUT, 1/4"NF
25	-----	-	LEVER (See GOVERNOR LINKAGE)



USAGE: Tractors serial No. 23003 and up

ITEM	PART NO.	QTY.	DESCRIPTION
1	70659075	1	KNOB
2	70633132	1	ROD, rear
	70911048	1	NUT, jam, 3/8"NF
3	70628736	1	YOKE, rear rod
4	70078810	1	PIN, rear rod yoke
	70900942	1	PIN, cotter, 3/32" x 5/8"
5	70633088	1	LEVER ASSEMBLY, shut-off (Includes items 6 thru 8)
	70910244	1	WASHER, plain, SAE std., 1/2"
	70900802	1	PIN, cotter, 3/32" x 1"
6	70049988	2	BUSHING, shut-off lever
7	70628138	1	BUSHING, shut-off lever
8	70624584	1	BUSHING, shut-off lever
9	70634650	1	CAPSCREW, lever stop
	70911034	1	NUT, jam, 3/8"NC
10	70633083	1	EYE, swivel, front rod
	70911115	1	WASHER, plain, SAE std., 3/8"
	70900942	1	PIN, cotter, 3/32" x 5/8"
11	70629244	1	ROD, front
	70911048	2	NUT, jam, 3/8"NF
12	70081672	1	WASHER, front rod
13	70630745	1	SPRING, front rod
14	70628738	1	PIN, yoke, front rod
	70900970	1	PIN, cotter, 1/16" x 1/2"
15	-----	1	FRICITION ASSEMBLY (See THROTTLE CONTROL)

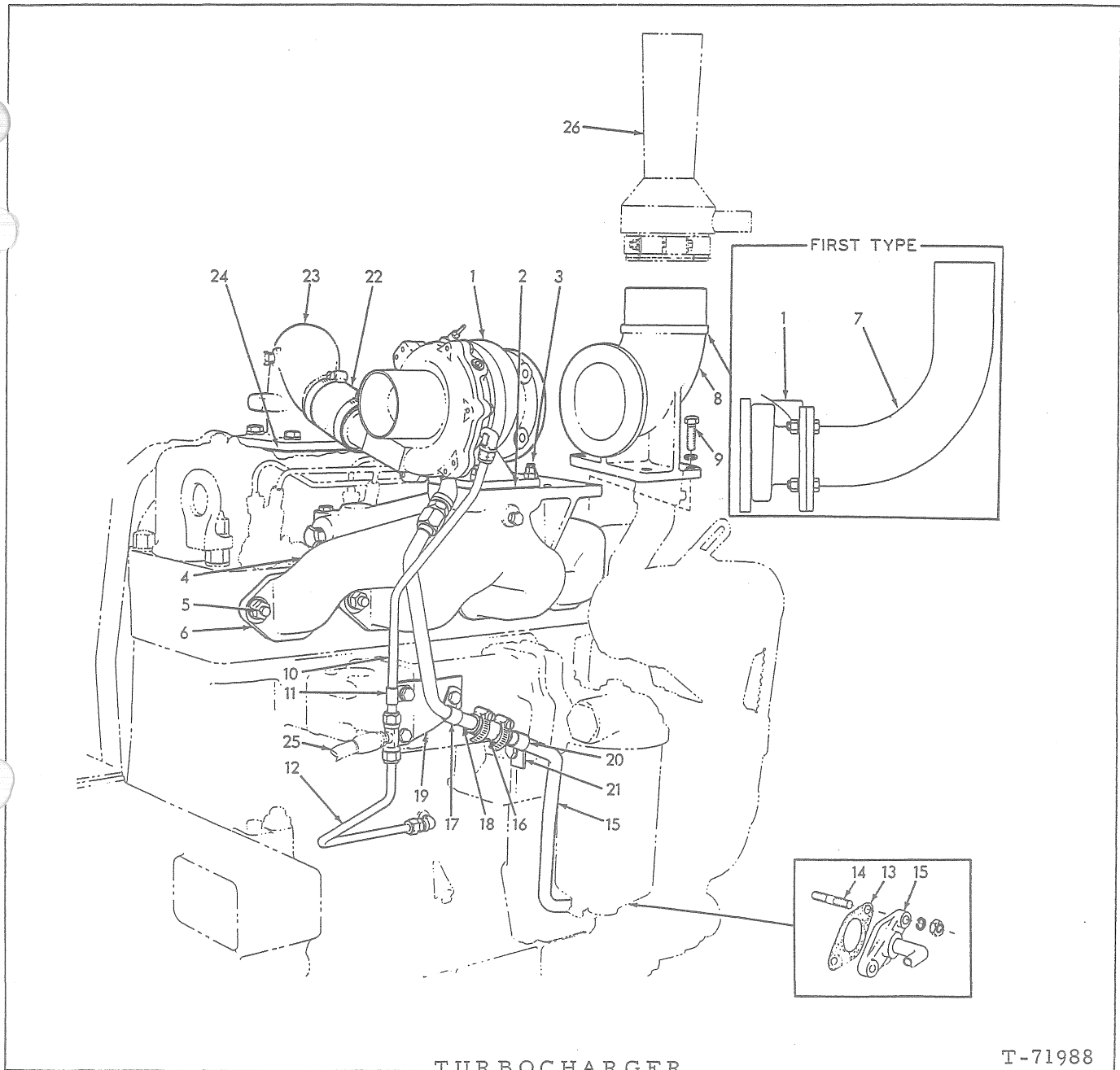


INTAKE MANIFOLD

T-32138

ITEM	PART NO.	QTY.	DESCRIPTION
1	74359943	1	MANIFOLD, intake
2	74359741	4	□GASKET, intake manifold
3	74339726	1	STUD, manifold attaching (Also attaches injection line bracket)
	74346208	7	STUD, manifold attaching
	70904208	8	LOCKWASHER, 1/2"
	70910325	8	NUT, 1/2"NC

□Also see PACKAGED PARTS



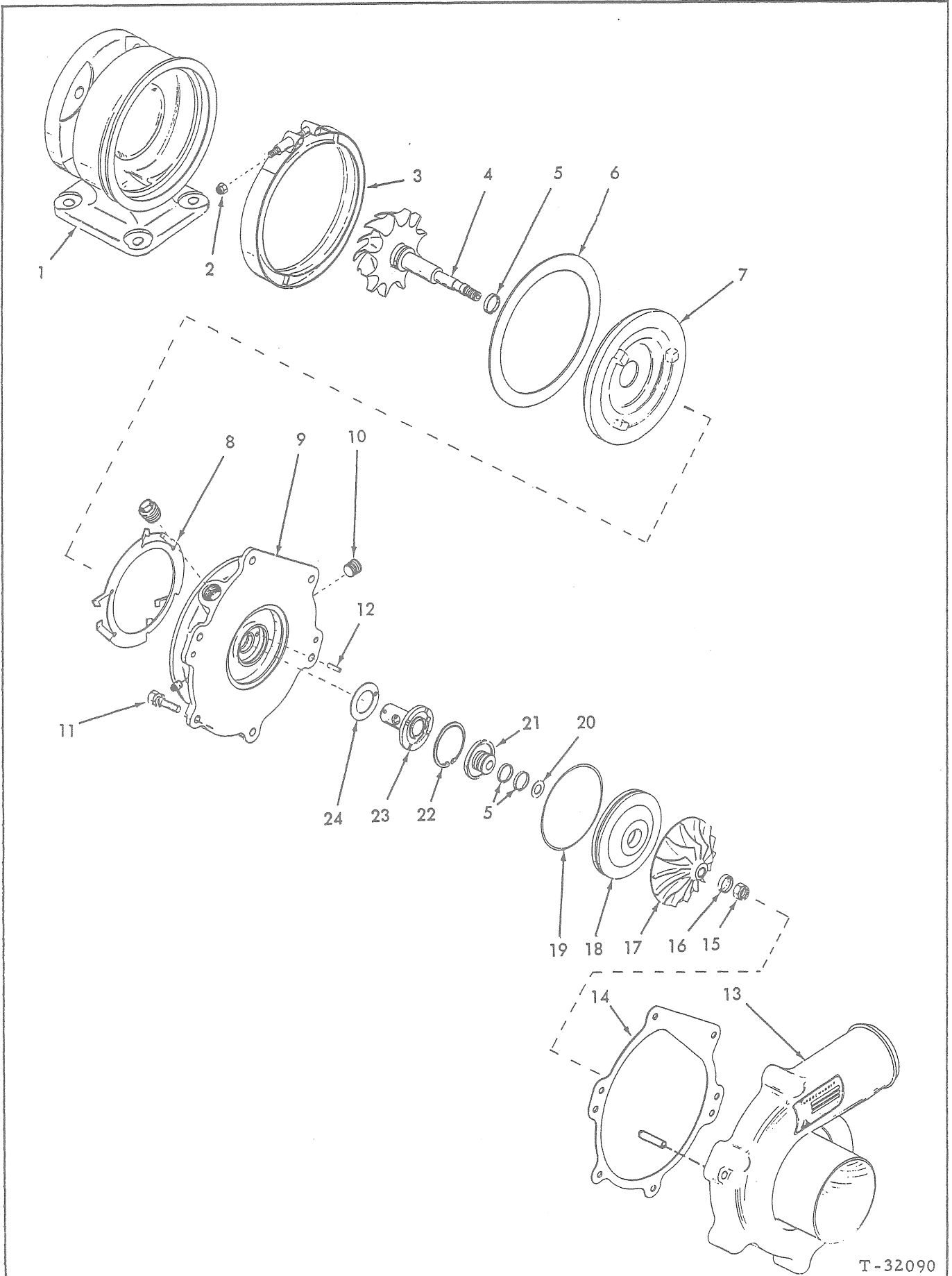
ITEM	PART NO.	QTY.	DESCRIPTION
1	74515622	1	TURBOCHARGER ASSY. (See page 97 for parts)(Engines prior to #7-22361)
	74359134	1	TURBOCHARGER ASSY. (See page 97 for parts)(Engines #7-22361 and up)
2	74337615	1	GASKET, turbocharger to manifold
3	74513701	4	STUD, turbocharger attaching
	74385387	4	NUT, 3/8"NF
	70913544	4	WASHER, plain
4	74339512	1	MANIFOLD, exhaust
	70919840	1	PLUG, pipe, hex-hd., 1/4"NPT
5	74346208	8	STUD
	74371107	8	WASHER, plain
	74253270	8	NUT

(Continued)

TURBOCHARGER (Continued)

ITEM	PART NO.	QTY.	DESCRIPTION
6	74359741	4	GASKET, manifold to cylinder head
7	70624389	1	TUBE, exhaust (Used prior to tractor #23003)
	70916272	4	CAPSCREW, 3/8"NC x 1-1/4"
	70904206	4	LOCKWASHER, 3/8"
	70911026	4	NUT, 3/8"NC
8	74338108	1	ELBOW, exhaust (Effective with tractor #23003)
9	74255157	4	CAPSCREW
	70904208	4	LOCKWASHER, 1/2"
10	74338164	1	TUBE ASSEMBLY, oil supply, upper section (Includes item 11 and NUTS and SLEEVES indented below)
	70917810	2	NUT, Imperial, 3/8" tube
	74338301	2	SLEEVE, Imperial, 3/8" tube (high temp.)
	70921764	1	TEE, Imperial, 3/8" tube, 1/4"NPT male
	70920790	1	ELBOW, Imperial, 3/8" tube, 1/8"NPT male
	70917032	1	ADAPTOR, extension, 1/8"NPT male and female
11	74337590	1	CLAMP, oil supply tube
12	74338166	1	TUBE ASSEMBLY, oil supply, lower section (Includes NUTS and SLEEVES indented below)
	70917810	2	NUT, Imperial, 3/8" tube
	74338301	2	SLEEVE, Imperial, 3/8" tube (high temp.)
	70921372	1	CONNECTOR, Imperial, 3/8" tube, 1/8"NPT male
	70907059	1	ELBOW, street, 90°, 1/8"NPT
13	74362458	1	GASKET, lower drain tube
14	74337224	2	STUD, lower oil drain tube
	70910123	2	NUT, 3/8"NF
	70904206	2	LOCKWASHER, 3/8"
15	74337511	1	TUBE, oil drain, lower
16	74337504	1	HOSE, oil drain line
	74254968	2	CLAMP, hose
17	74252780	1	CLAMP, upper oil drain tube
	70915408	1	CAPSCREW, 3/8"NC x 3/4"
	70904206	1	LOCKWASHER, 3/8"
	70910324	1	NUT, 3/8"NC
18	74338259	1	TUBE ASSEMBLY, oil drain, upper (Includes nut and sleeve)
	70921395	1	CONNECTOR, flare type, 5/8" tube, 3/8"NPT male
	70910149	1	ELBOW, street, 45°, 3/8"NPT
19	74337507	1	BRACKET, supporting, upper oil tubes
20	74252780	1	CLAMP, lower oil drain tube
	70916269	1	CAPSCREW, 3/8"NC x 7/8"
	70904206	1	LOCKWASHER, 3/8"
	70910324	1	NUT, 3/8"NC
21	74339845	1	BRACKET, supporting, lower oil drain tube
22	74338285	1	SLEEVE, air discharge elbow
	74338295	2	CLAMP, hose
23	74337535	1	ELBOW, air discharge (See page 105 for special elbow used with Air Heater)
	70919840	1	PLUG, pipe, hex-hd., 1/4"NPT (Not used when engine primer is installed)
	70919230	4	CAPSCREW, 1/2"NC x 1-3/8"
	70904208	4	LOCKWASHER, 1/2"
24	74349193	1	GASKET, air discharge elbow
25	-----	-	HOSE ASSEMBLY (See INSTRUMENTS AND COWL)
26	-----	-	ASPIRATOR (See AIR CLEANER)

(Revised June 1979)




TURBOCHARGER ASSEMBLY 74515622

T-32090

TURBOCHARGER ASSEMBLY 74515622

USAGE: See page 94

ITEM	PART NO.	QTY.	DESCRIPTION
1	74055018	1	HOUSING, turbine (Used prior to engine #7-16580)
	74055072	1	HOUSING, turbine (Effective with engine #7-16580)
2	74054530	1	NUT, turbine housing clamp
3	74054297	1	CLAMP ASSEMBLY, turbine housing (Includes item 2)
4	74055290	1	WHEEL AND SHAFT, turbine (Used prior to engine #7-16580. If for engines prior to #7-15505, including nos. 7-15607, 08, 09, 13, 14, 16 and 17 also furnish BEARING 74055177)
	74055289	1	WHEEL AND SHAFT, turbine (Effective with engine #7-16580)
5	74056735	1	SEAL KIT, turbine shaft (3 split-rings)
6	74054300	1	GASKET, turbine housing
7	74054301	1	SHIELD, turbine wheel
8	74054302	1	SPRING-RING, turbine wheel shield
9	74059156	1	HOUSING, bearing (If for turbochargers prior to #2129 also order PLATE 74054315 and O-RING 74054314)
10	70918887	2	PLUG, pipe, hex-socket 3/8"NPT
11	74055640	6	CAPSCREW ASSEMBLY (Includes lockwasher)
12	74054319	1	PIN, dowel, turbine shaft bearing
13	74054322	1	HOUSING ASSEMBLY, compressor (Includes PIN 70922846)(Used prior to engine #7-16580)
	74055075	1	HOUSING ASSEMBLY, compressor (Includes PIN 70922846)(Effective with engine #7-16580)
	70922846	2	PIN, groove, 1/4" x 5/8" (dowel)
14	74054321	1	GASKET, compressor housing
15	74054318	1	NUT, impeller retaining
16	74054317	1	WASHER, impeller retaining
17	74054316	1	IMPELLER (Used prior to engine #7-16580)
	74059120	1	IMPELLER (Effective with engine #7-16580)
18	-----	1	PLATE, oil retaining (Used prior to turbocharger #2129. Not serviced. Order items 9, 18 and 19)
	74054315	1	PLATE, oil retaining (Effective with turbocharger #2129)
19	74054535	1	O-RING, oil retaining plate (Used prior to turbocharger #2129)
	74054314	1	O-RING, oil retaining plate (Effective with turbocharger #2129)
20	74054312	-	SHIM, impeller (.010" thick. Use as req'd)
	74054313	-	SHIM, impeller (.015" thick. Use as req'd)
21	74054311	1	SPACER, turbine shaft
22	74054310	1	RING, snap, bearing retaining
23	74058844	1	BEARING, turbine shaft
24	74055285	-	SHIM, turbine shaft bearing (.008" thick. Use as req'd)
	74055286	-	SHIM, turbine shaft bearing (.009" thick. Use as req'd)
	74054306	-	SHIM, turbine shaft bearing (.010" thick. Use as req'd)
	74055287	-	SHIM, turbine shaft bearing (.011" thick. Use as req'd)
	74054307	-	SHIM, turbine shaft bearing (.012" thick. Use as req'd)
	74054308	-	SHIM, turbine shaft bearing (.014" thick. Use as req'd)



TURBOCHARGER ASSEMBLY 74359134

T-73845

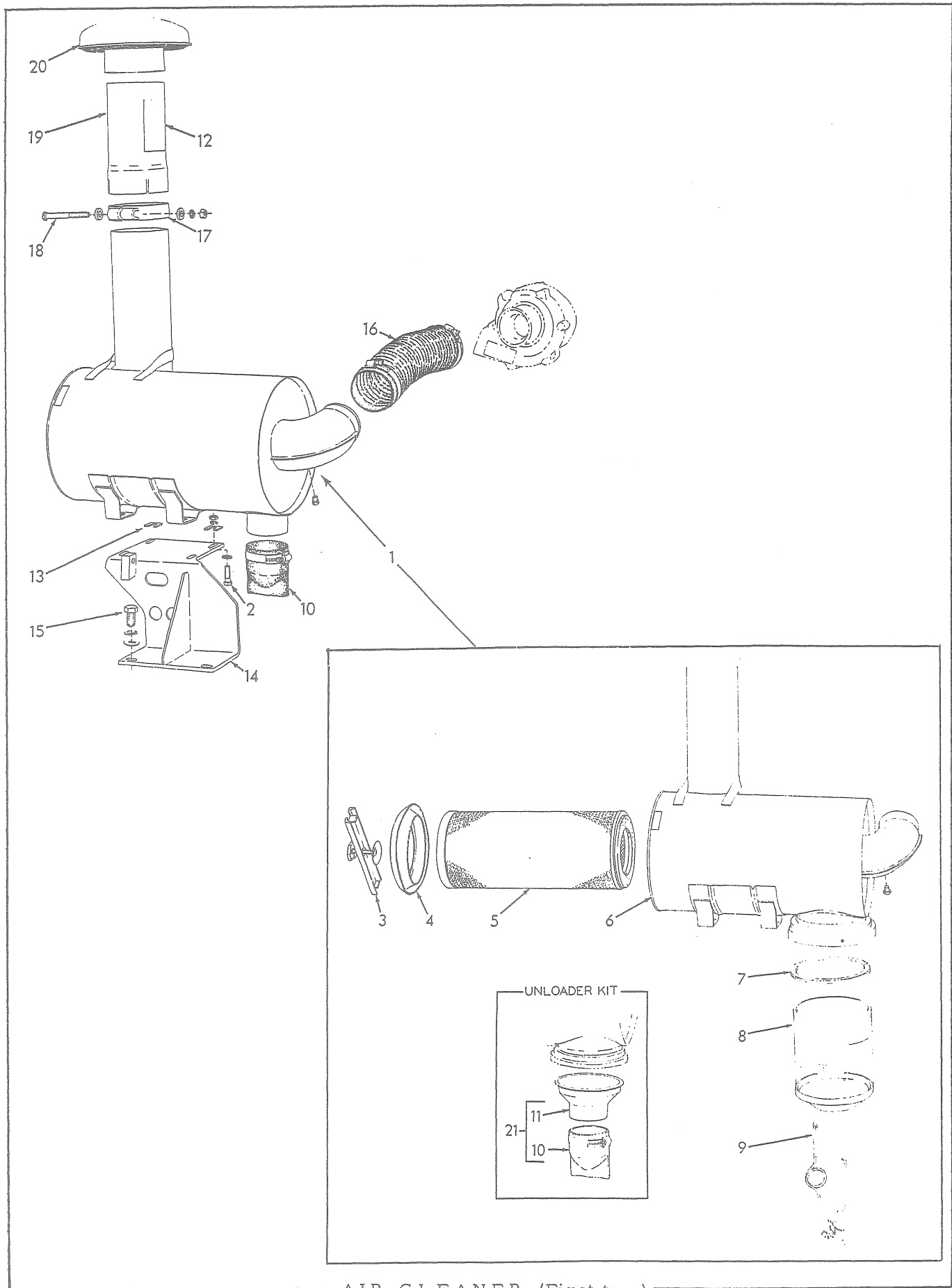
USAGE: See page 94

ITEM	PART NO.	QTY	DESCRIPTION
1	74055072	1	HOUSING, turbine
2	74054530	1	NUT, turbine housing clamp
3	74054297	1	CLAMP ASSEMBLY, turbine housing (Includes item 2)
4	74055289	1	WHEEL AND SHAFT, turbine
5	74059418	1	SEAL KIT, turbine shaft(Consists of 1 split-ring and 1 plastic installing sleeve)
6	74054300	1	GASKET, turbine housing
7	74056673	1	SHIELD, turbine wheel
8	74054302	1	SPRING-RING, turbine wheel shield
9	74059370	1	HOUSING, bearing
	70918887	2	PLUG, pipe, hex-socket, 3/8"NPT
10	74055640	6	CAPSCREW ASSEMBLY (includes lockwasher)
11	74055075	1	HOUSING ASSEMBLY, compressor (Includes item 12) (Continued)

(Added December 1967)

ITEM	PART NO.	QTY.	DESCRIPTION
12	70922846	2	PIN, dowel, compressor housing
13	74054321	1	GASKET, compressor housing
14	74054318	1	NUT, impeller retaining
15	74054317	1	WASHER, impeller retaining
16	74059628	1	IMPELLER
17	74054312	-	SHIM, impeller (.010" thick. Use as req'd)
	74054313	-	SHIM, impeller (.015" thick. Use as req'd)
18	74059278	1	SLEEVE, impeller spacing
19	74056671	1	RING, snap, seal retaining
20	74059279	1	SEAL, oil
21	74056670	1	O-RING
22	74059277	1	RING, seal mating
23	74058884	1	BEARING, turbine shaft

(Added December 1967)

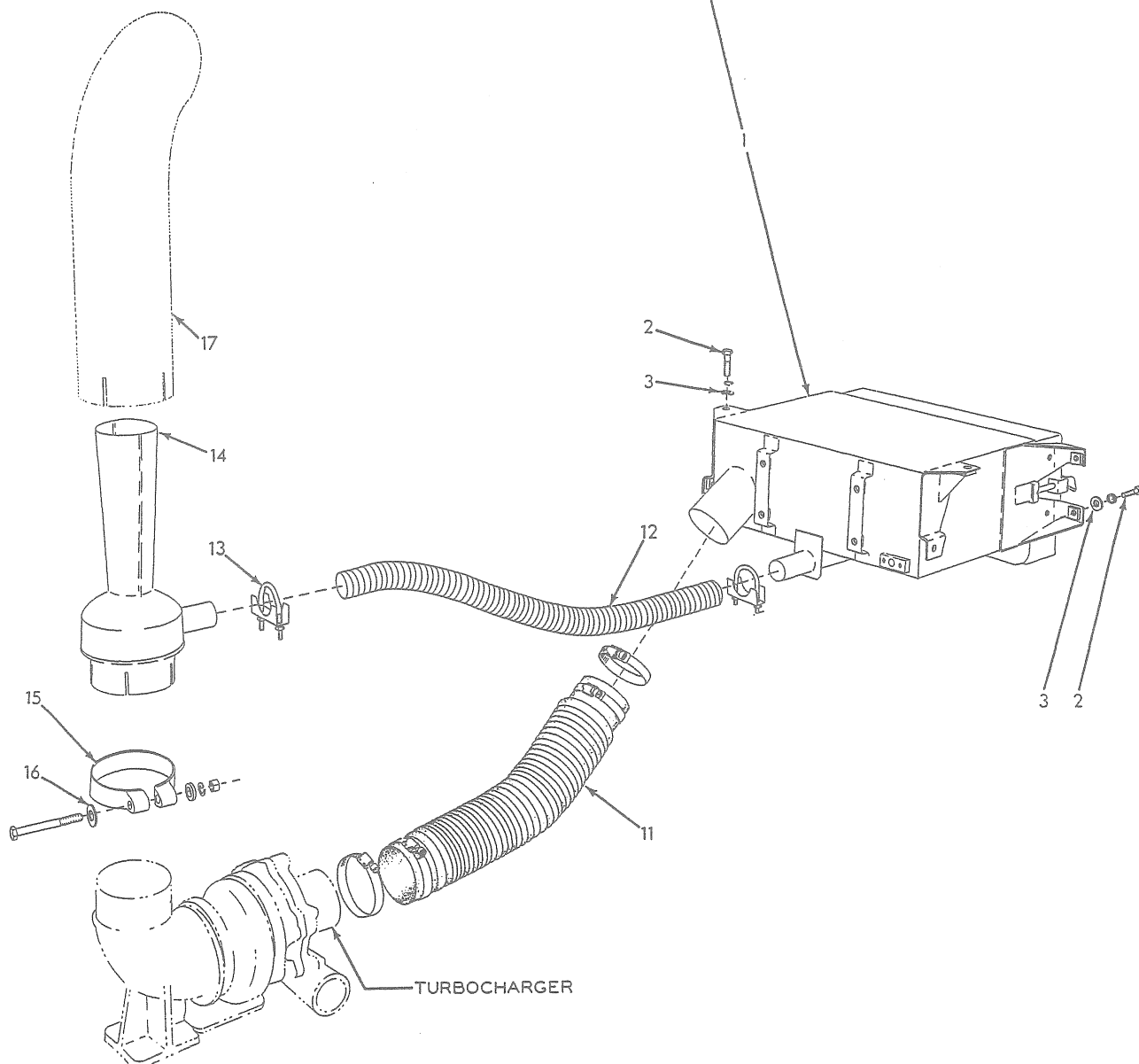
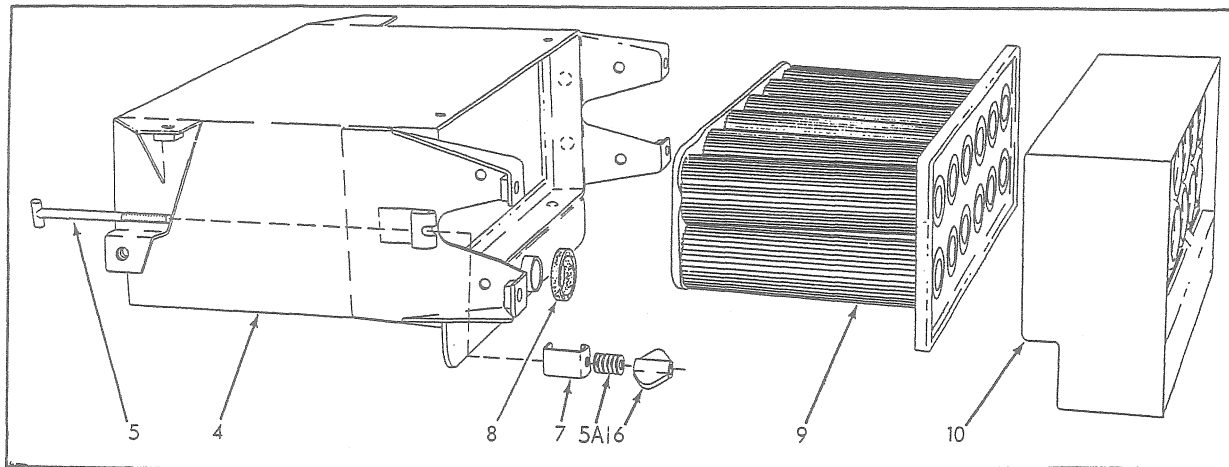


AIR CLEANER (First type)

AIR CLEANER

USAGE: Loaders prior to serial No. 23003

ITEM	PART NO.	QTY.	DESCRIPTION
1	-----	1	CLEANER ASSEMBLY, air (Consists of items 3 thru 9; also PLUG indented below)(Used prior to tractor #22445. Order CLEANER 70632332, Unloader 70631782 and Clamp 70921914)
	70632332	1	CLEANER ASSEMBLY, air (Consists of items 3 thru 6; also PLUG indented below)(Effective with tractor #22445)
2	70919134	1	PLUG, pipe, hex-hd., 1/8"NPT
	70012992	4	CAPSCREW, 3/8"NF x 1-1/4"
	70904206	4	LOCKWASHER, 3/8"
	70044973	4	WASHER, plain
3	70630087	1	BAR ASSEMBLY, element retaining (Serviced only as a unit)
4	70641576	1	GASKET, element sealing
5	70630088	1	ELEMENT, filtering
6	-----	1	BODY, (Not serviced separately)
7	70630086	1	GASKET, dust jar (Used prior to tractor #22445)
8	70630089	1	JAR, dust (Used prior to tractor #22445)
9	70630090	1	BAIL ASSEMBLY, dust jar (Used prior to tractor #22445)
10	70631782	1	UNLOADER, sediment (Effective with tractor #22445)(Also see item 21)
	70921914	1	CLAMP, hose, 2-5/16" to 3-1/4" diam.
11	70633873	1	ADAPTER (Used to adapt item 10 to prior units)(Also see item 21)
12	-----	1	TRANSFER (See PAINTING AND MARKING)
13	70631384	2	SHIM, air cleaner mounting (Use as req'd)
14	70624436	1	BRACKET, mounting
15	70070469	4	CAPSCREW, 1/2"NF x 1-1/4"
	70904208	4	LOCKWASHER, 1/2"
	70064531	4	WASHER, plain
16	70624407	1	HOSE, cleaner to turbocharger
	70921914	2	CLAMP, hose, 2-5/16" to 3-1/4" diam.
17	70646078	1	CLAMP, extension tube (If for tractors prior to #22652 also order CAPSCREW 70920613)
18	70041911	1	CAPSCREW, 3/8"NF x 3-1/2" (Used prior to tractor #22652)
	70920913	1	CAPSCREW, 3/8"NF x 3" (Effective with tractor #22652)
	70900817	2	WASHER, plain, U. S. std., 3/8"
	70904206	1	LOCKWASHER, 3/8"
	70911041	1	NUT, 3/8"NF
19	70628652	1	TUBE, air stack extension
20	70624438	1	CAP, weather
21	70633961	1	UNLOADER KIT (Consists of items 10 and 11) (For tractors prior to #22445)



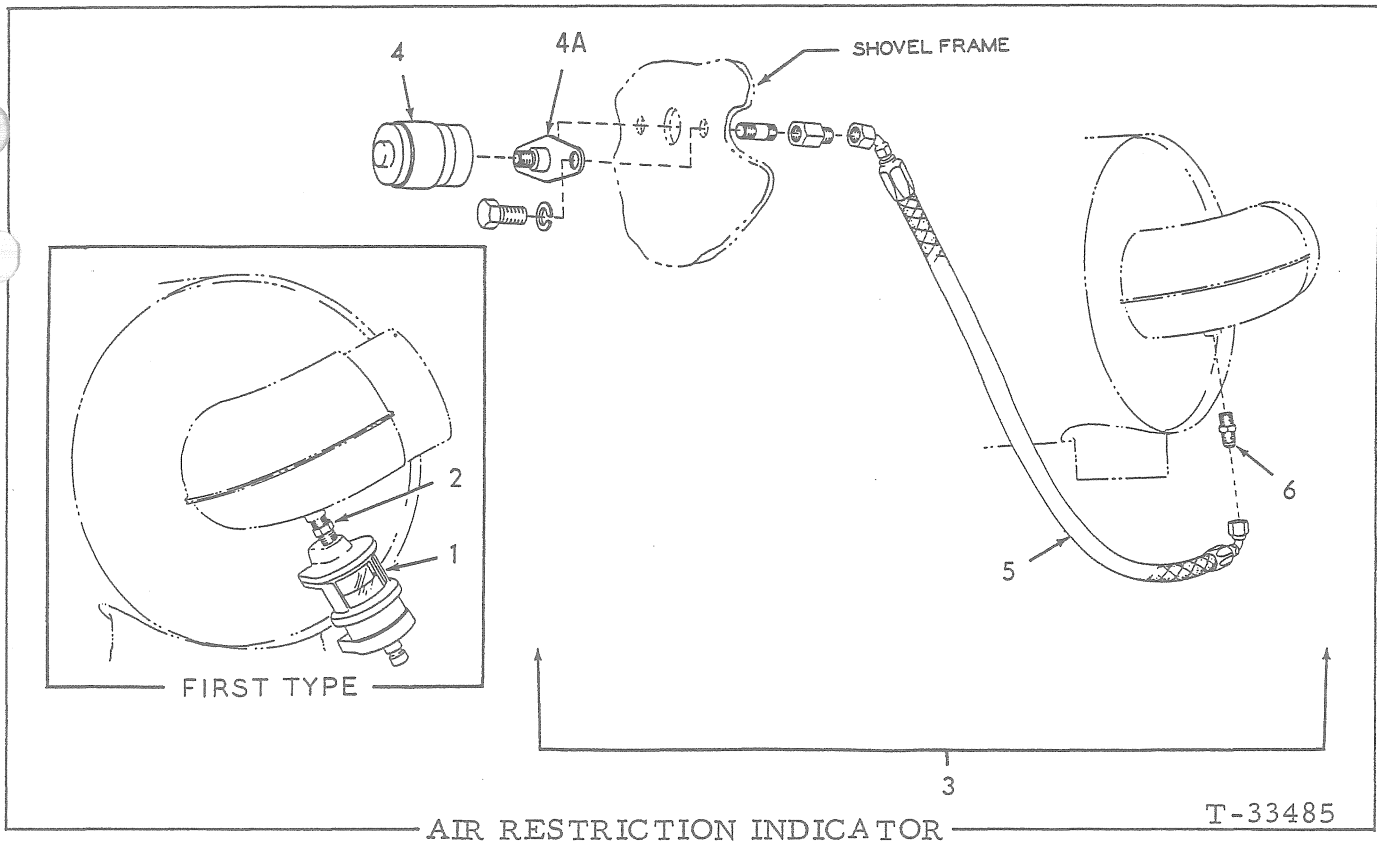
AIR CLEANER (Second type)

AIR CLEANER

USAGE: Effective with loader serial No. 23003

ITEM	PART NO.	QTY.	DESCRIPTION
1	70633985	1	CLEANER ASSEMBLY, air (Consists of items 4 thru 10)
2	70012992	5	CAPSCREW, 3/8"NF x 1-1/4"
	70904206	5	LOCKWASHER, 3/8"
3	70044973	5	WASHER, plain
4	70634561	1	HOUSING ASSEMBLY (Includes items 5 thru 8)
5	70638712	2	T-BOLT, pre-cleaner retaining
5A	70659195	12	WASHER, spring, pre-cleaner T-bolt
6	70056863	2	NUT, wing, pre-cleaner T-bolt
7	70638711	2	HOOK, pre-cleaner retaining
8	70638718	1	GASKET, air pre-cleaner
9	70638731	1	CARTRIDGE
10	70634448	1	PRE-CLEANER
11	70634095	1	HOSE, air cleaner to turbocharger
	70921915	4	CLAMP, hose, 2-13/16" to 3-3/4" diam.
12	70634094	1	HOSE, air cleaner to aspirator (flexible)
13	70634093	2	CLAMP ASSEMBLY, hose (Includes U-bolt, clamp and nuts. Serviced only as a unit)
14	70634092	1	ASPIRATOR
15	70634091	1	CLAMP, aspirator
	70916389	1	CAPSCREW, 3/8"NF x 3-1/4"
16	70044973	2	WASHER, plain
	70904206	1	LOCKWASHER, 3/8"
	70911041	1	NUT, 3/8"NF
17	-----	-	PIPE, exhaust (See HOOD)

NOTE: See PAINTING AND MARKING for transfer



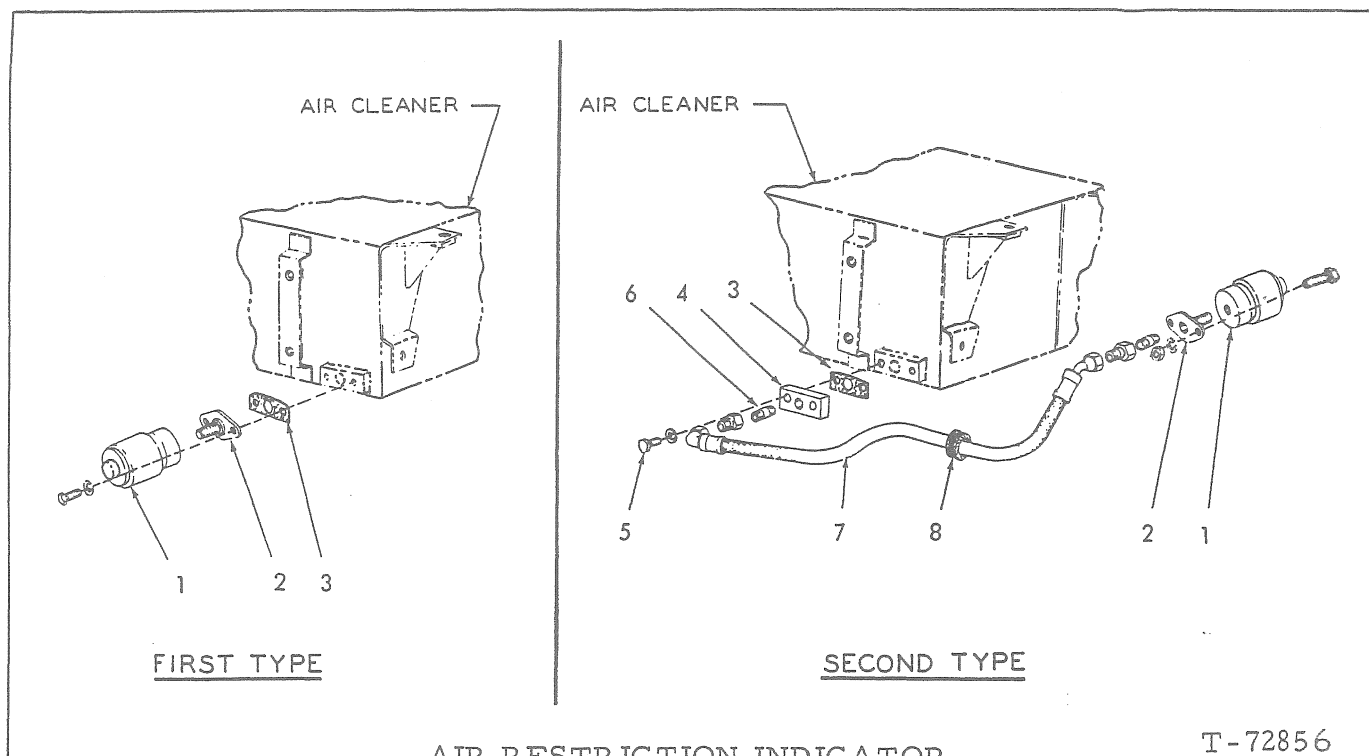
USAGE: Special equipment for tractors prior to serial No. 23003

*First type. Mounted on Air Cleaner
 **Second type. Remote-mounted.

ITEM	PART NO.	QTY.		DESCRIPTION
		*	**	
1	-----	1	-	INDICATOR ASSEMBLY (Includes item 2)(Order item 3)
2	70622447	1	-	FITTING, connector (Includes filter)
3	70631792	-	1	INDICATOR KIT (Consists of items 4 thru 6)
4	70631564	-	1	INDICATOR only
4A	73045531	-	1	FLANGE, indicator mounting
	70912789	-	2	CAPSCREW, 1/4"NF x 3/4"
	70904204	-	2	LOCKWASHER, 1/4"
5	70646841	-	1	HOSE (See page 6)
	70919174	-	1	CONNECTOR, flare type, 1/4" tube, 1/8"NPT female
	70904273	-	1	NIPPLE, pipe, 1/8"NPT x 1"
6	70631769	-	1	FITTING, safety, hose connection at cleaner

NOTE: See PAINTING AND MARKING for transfer

(Revised June 1979)



AIR RESTRICTION INDICATOR

T-72856

USAGE: Standard equipment for tractors serial No. 23003 and up

* First type, Mounted on Air Cleaner
 ** Second type, Remote-mounted

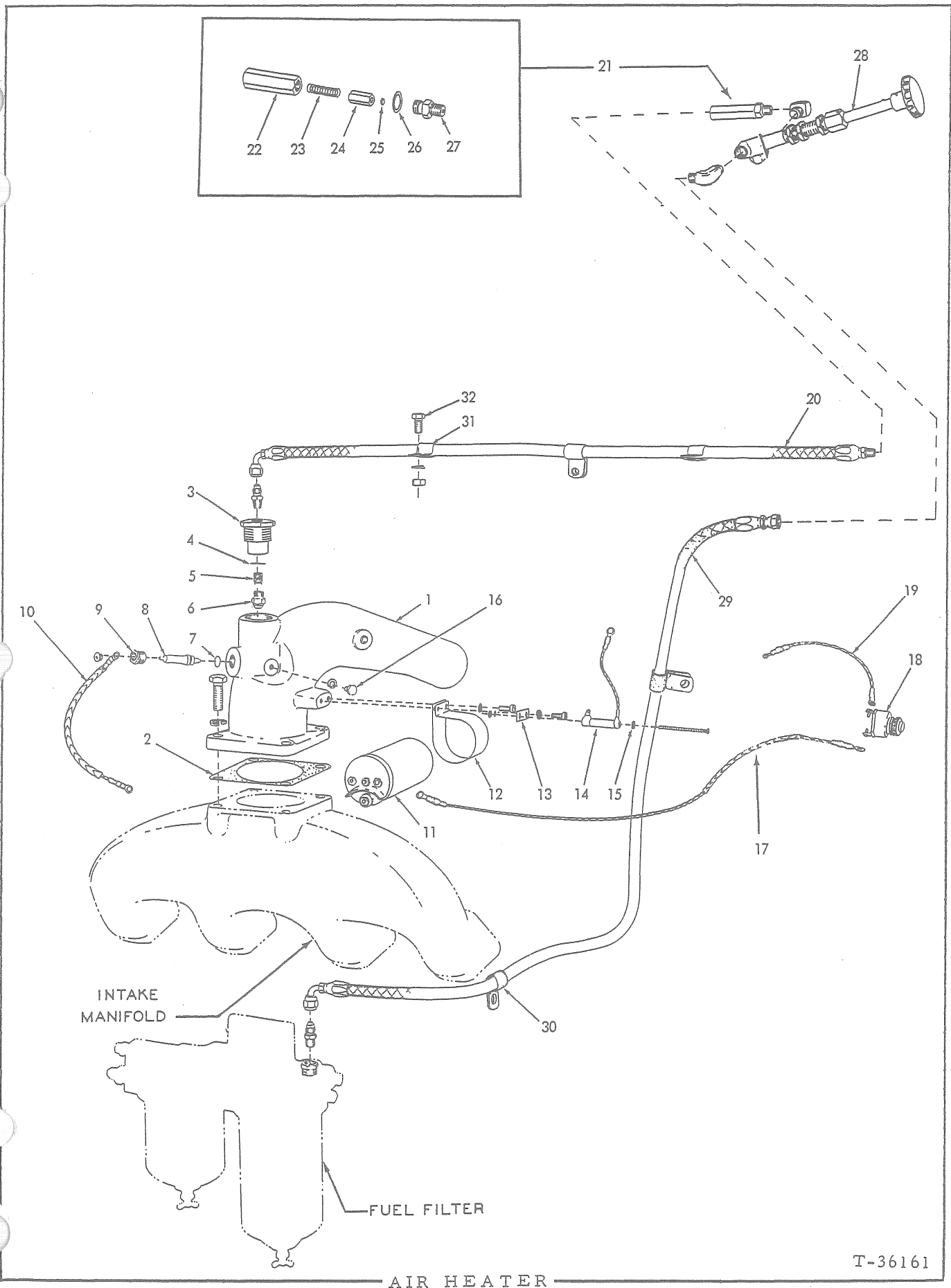
ITEM	PART NO.	QTY.	DESCRIPTION
		* **	
1	70631564	1	INDICATOR, air restriction
2	73045531	1	FLANGE, indicator mounting
	70912789	2	CAPSCREW, 1/4"NF x 3/4"
	70914686	2	WASHER, copper
	70904204	2	LOCKWASHER, 1/4"
	70911040	2	NUT, 1/4"NF
	70624163	2	CAPSCREW, nylok, 1/4"NC x 5/8"
	70914686	2	WASHER, copper
	70924957	- 2	CAPSCREW, cd-pltd., 1/4"NF x 7/8"
	70924958	- 2	LOCKWASHER, int-tooth, cd-pltd., 1/4"
	70924960	- 2	NUT, cd-pltd., 1/4"NF
3	70631563	1	GASKET, mounting
4	70654014	- 1	BLOCK, adapting
5	70034964	- 2	CAPSCREW, 1/4"NC x 3/4"
	70904204	- 2	LOCKWASHER, 1/4"
6	70650302	- 1	ADAPTOR, indicator hose (Includes filter)
7	70654042	- 1	HOSE (See page 6)
	70919174	- 2	CONNECTOR, flare type, 1/4" tube, 1/8"NPT female
	70904273	- 1	NIPPLE, pipe, 1/8"NPT x 1"
8	70098372	- 1	GROMMET, indicator hose

} Used prior to tractor #23867

} Effective with tractor #23867

NOTE: See PAINTING AND MARKING for transfer

(Revised June 1979)



T-36161

AIR HEATER

USAGE: Special equipment. For all units except those equipped with Engine Primer

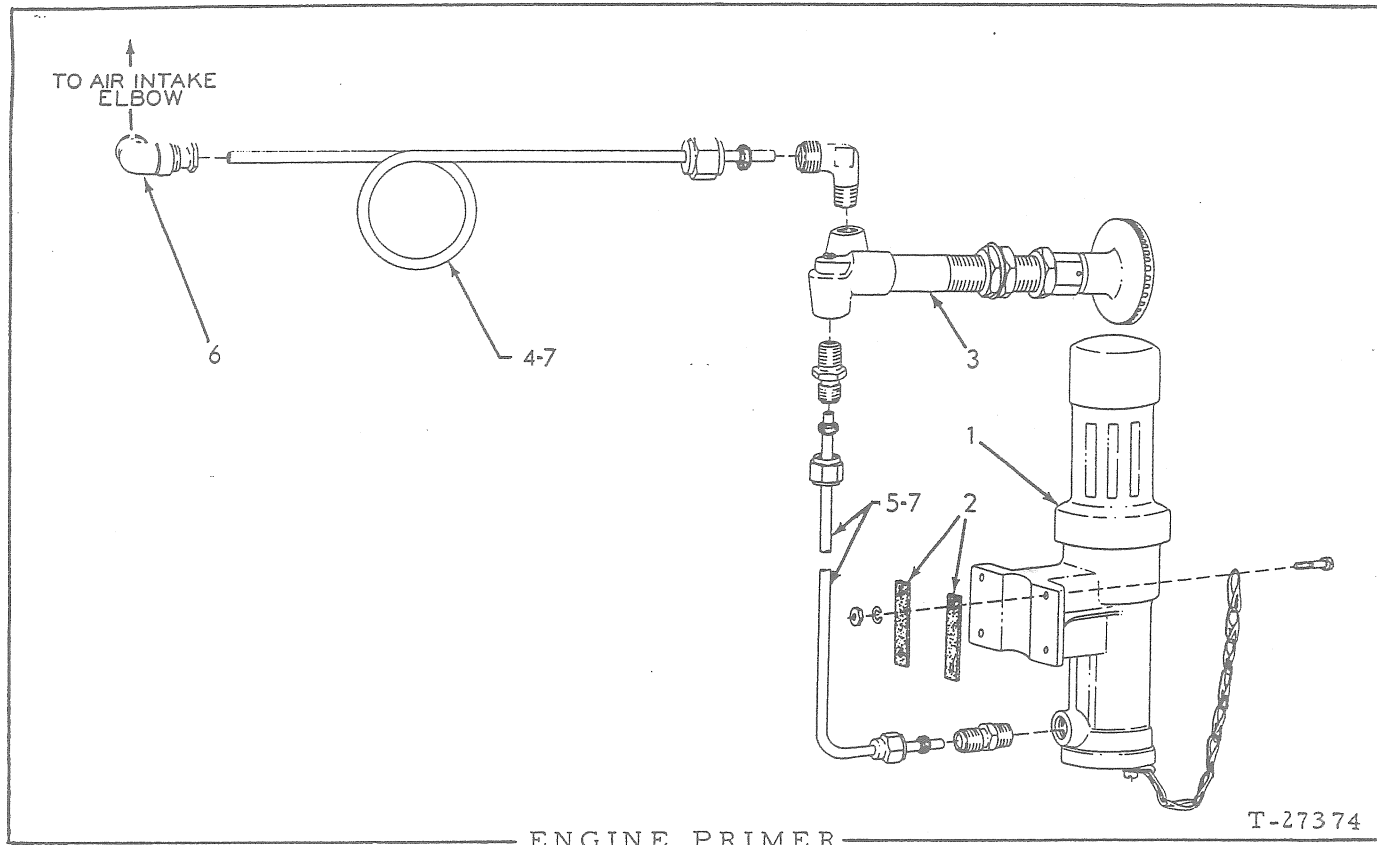
* Tractors prior to serial No. 23003
 ** Tractors serial No. 23003 and up

ITEM	PART NO.	QTY.		DESCRIPTION
		*	**	
1	70624470	1	1	ELBOW, air discharge (Replaces standard ELBOW 74337535)
	70919230	4	4	CAPSCREW, 1/2"NC x 1-3/8"
	70904208	4	4	LOCKWASHER, 1/2"
2	74349193	1	1	GASKET, air discharge elbow
3	70088038	1	1	BUSHING, spray nozzle
4	70630787	1	1	WASHER, spray nozzle
5	70631225	1	1	STRAINER ASSEMBLY, spray nozzle (1 body and 1 screw)
6	70631224	1	1	NOZZLE ASSEMBLY, spray (Includes item 5)
7	70631566	1	1	GASKET, insulator
8	70631226	1	1	INSULATOR PACKAGE (Includes terminal nut and item 7)
9	70630828	1	1	NUT, insulator retaining
10	70095860	1	1	CABLE, coil to insulator
11	70097026	1	1	COIL, ignition (Serviced only as a unit)
12	70631199	1	1	BRACKET, ignition coil mounting
	70912226	2	2	SCREW, machine, fil-hd., 1/4"NC x 5/8"
	70904204	2	2	LOCKWASHER, 1/4"
13	70622795	1	1	PLATE, resistor mounting
14	70630830	1	1	RESISTOR
	70915922	1	1	SCREW, machine, #8-32NC x 2-1/4"
	70915923	1	1	LOCKWASHER, #8
	70907154	1	1	NUT, #8-32NC
15	70631198	1	1	WASHER, insulating
16	70630827	1	1	SCREW ASSEMBLY, electrode (1 screw and 1 electrode)
	70904204	1	1	LOCKWASHER, 1/4"
17	70624474	1	-	CABLE, switch to coil
	70634751	-	1	CABLE, switch to coil
18	70031337	1	-	SWITCH, push-button
19	70624471	1	-	CABLE, air heater switch to light switch
20	70624473	1	-	HOSE ASSEMBLY, pump to nozzle (See HOSE PARTS)
	70634752	-	1	HOSE ASSEMBLY, pump to nozzle (See HOSE PARTS)
	70919171	1	1	CONNECTOR, flare type, 1/4" tube, 1/8"NPT male

(Continued)

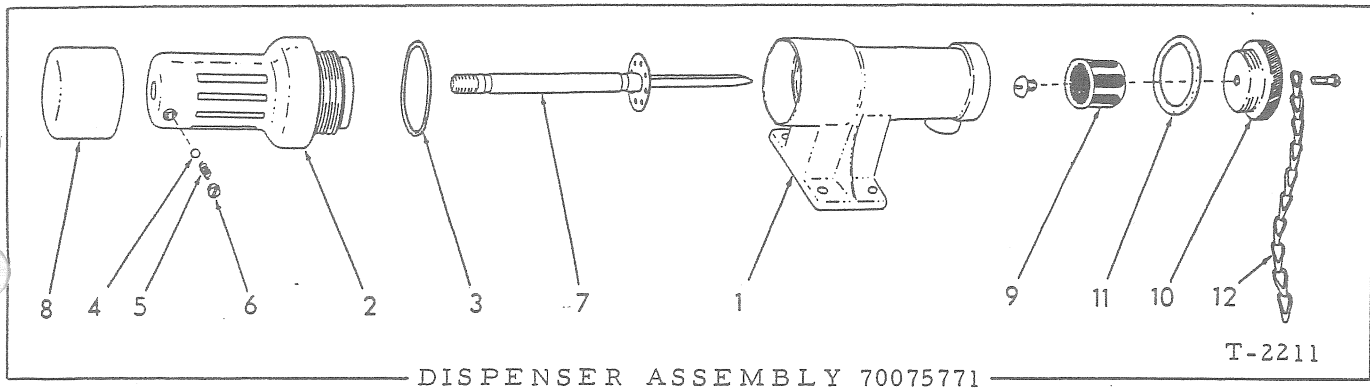
AIR HEATER (Continued)

ITEM	PART NO.	QTY.		DESCRIPTION	
		*	**		
21	70094642	1	1	VALVE ASSEMBLY, check (Consists of items 22 thru 27)	
22	70094890	1	1	BODY, check valve	
23	70048603	1	1	SPRING, check valve	
24	70048608	1	1	PLUNGER, check valve	
25	70048606	1	1	DISC, check valve	
26	70630713	1	1	WASHER, check valve	
27	70092793	1	1	CONNECTOR, check valve	
28	70092160	1	1	PUMP ASSEMBLY (See page 109 for parts)	
	70915399	1	1	ELBOW, street, 90°, brass, 1/8"NPT	
29	70624511	1	-	HOSE ASSEMBLY, fuel filter to pump (See HOSE PARTS)	
	70637531	-	1	HOSE ASSEMBLY, fuel filter to pump (See HOSE PARTS)	
	70919171	1	1	CONNECTOR, flare type, 1/4" tube, 1/8"NPT male	
	70919173	1	1	ELBOW, flare type, 1/4" tube, 1/8"NPT male	
30	70622161	1	-	CLIP, hose supporting (1/2" diam., 13/32" bolt-hole. Long type)	
	70094527	1	2	CLIP, hose supporting (1/2" diam., 13/32" bolt-hole)(Used prior to tractor #24028)	
	70644006	-	2	CLIP, hose supporting (9/16" diam., 17/32" bolt-hole)(Effective with tractor #24028)	
31	70091046	2	3	CLIP, hose supporting (1/2" diam., 7/16" bolt-hole)(Used prior to tractor #24028)	
	70644006	-	3	CLIP, hose supporting (9/16" diam., 17/32" bolt-hole)(Effective with tractor #24028)	
32	70035979	2	3	CAPSCREW, 3/8"NF x 7/8"	Early units
	70904206	2	3	LOCKWASHER, 3/8"	
	70911041	2	3	NUT, 3/8"NF	
	70067480	-	2	CAPSCREW, 1/2"NF x 3/4"	Late units
	70904208	-	2	LOCKWASHER, 1/2"	
	70911043	-	2	NUT, 1/2"NF	



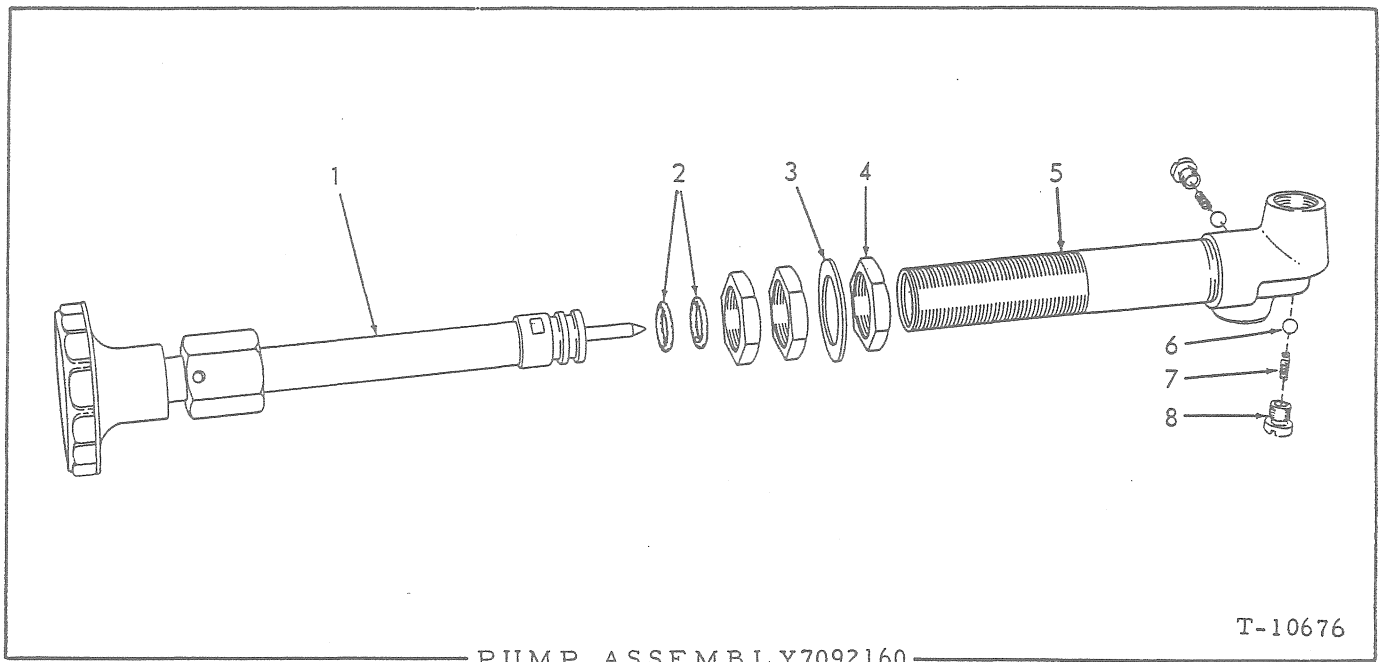
USAGE: Special equipment. For all units except those equipped with Air Heater

ITEM	PART NO.	QTY.	DESCRIPTION
1	70075771	1	DISPENSER ASSEMBLY, priming fuel (See page 108 for parts)
	70913706	4	CAPSCREW, #10-24NC x 1"
	70904203	4	LOCKWASHER, #10
	70901310	4	NUT, #10-24NC
2	70066261	6	GASKET, dispenser mounting
3	70092160	1	PUMP ASSEMBLY (See page 109 for parts)
4	-----	1	TUBE (Order item 7)
	70915488	1	NUT, Sealastic, 1/8" tube
	70915486	1	RING, Sealastic, 1/8" tube (Includes ferrule)
	70915557	1	ELBOW, Sealastic, 1/8" tube, 1/8"NPT male
5	-----	1	TUBE (Order item 7)
	70915488	2	NUT, Sealastic, 1/8" tube
	70915486	2	RING, Sealastic, 1/8" tube (Includes ferrule)
	70915556	2	CONNECTOR, Sealastic, 1/8" tube, 1/8"NPT male
6	70066517	1	ELBOW ASSEMBLY, fuel spray (Includes nozzle, nut and sleeve. Serviced only as a unit)
7	70066253	-	TUBING, copper, 1/8"O.D., 10 ft. roll (Use as req'd)



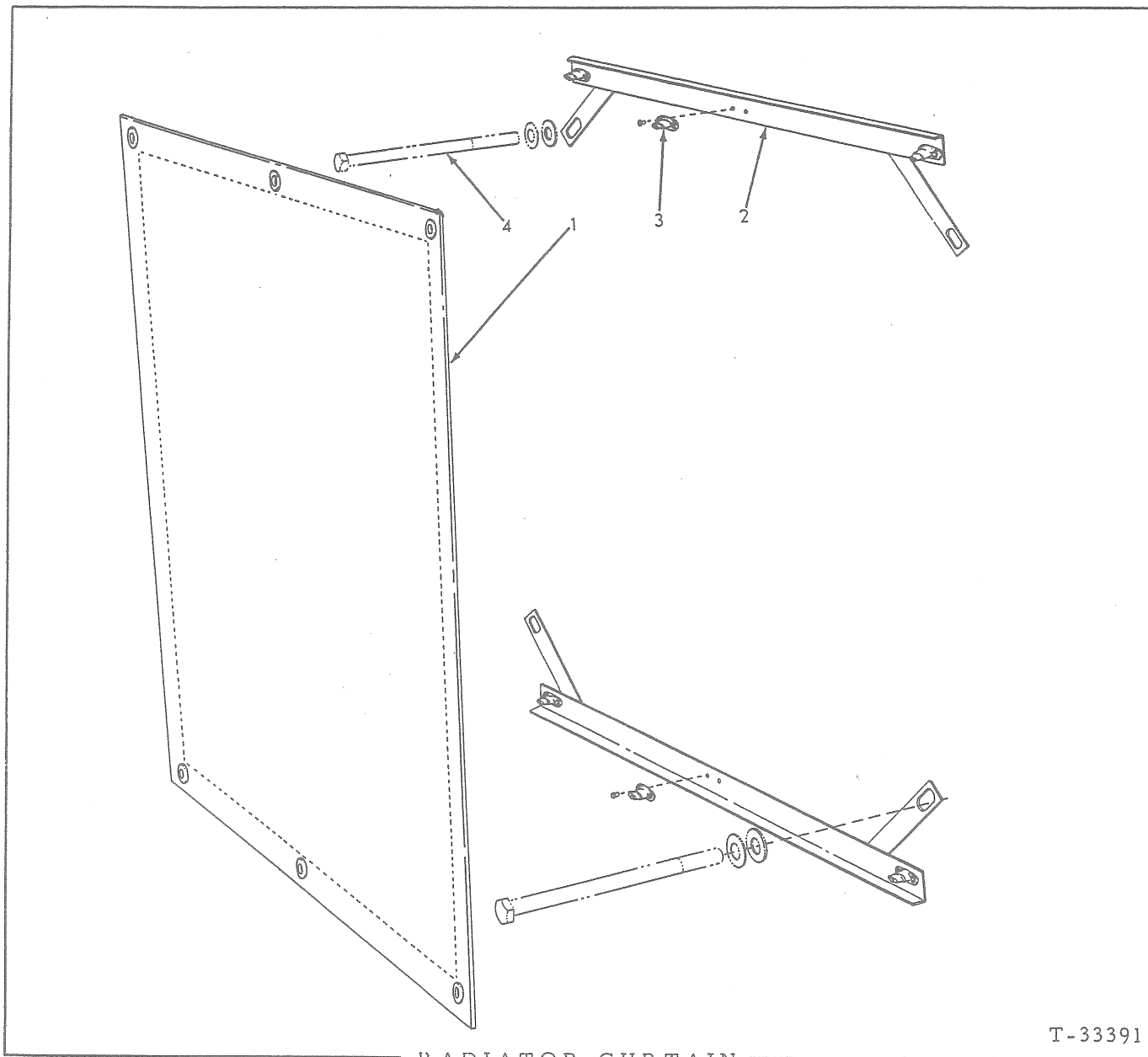
USAGE: See page 83.

ITEM	PART NO.	QTY.	DESCRIPTION
1	70068878	1	BODY, fuel dispenser
2	70068879	1	CHAMBER, fuel dispenser
3	70069164	1	GASKET, fuel dispenser chamber
4	70905357	1	BALL, steel, 3/16" diam.
5	70066251	1	SPRING, plunger locking ball
6	70066252	1	PLUG, retaining, locking ball spring
7	70066255	1	PLUNGER, fuel dispenser
8	70068881	1	KNOB, fuel dispenser plunger
9	70068875	1	STRAINER, fuel dispenser
	70915432	1	SCREW, machine, 1/4"NC x 5/16"
10	70075770	1	PLUG, fuel dispenser strainer
11	70068876	1	GASKET, fuel dispenser strainer plug
12	70075769	1	CHAIN, strainer plug retaining
	70901781	1	SCREW, machine, fil-hd., #10-32NF x 1/2"



USAGE: See pages 105 and 107

ITEM	PART NO.	QTY.	DESCRIPTION
1	-----	1	PISTON ASSEMBLY (Not serviced separately)
2	70923560	2	O-RING, plunger
3	70066873	1	WASHER, mounting
4	70066872	3	NUT, mounting
5	-----	1	BARREL ASSEMBLY (Not serviced separately)
6	70066876	2	BALL, check valve (5/32" diam.)
7	70066875	2	SPRING, check valve
8	70066874	2	RETAINER, check valve



RADIATOR CURTAIN

T-33391

USAGE: Special equipment for loaders prior to serial No. 23003. Applicable only to units equipped with special suction fan

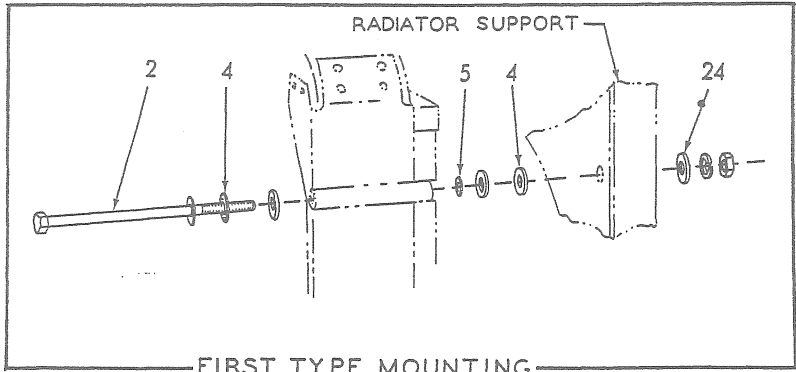
ITEM	PART NO.	QTY.	DESCRIPTION
1	70627244	1	CURTAIN, radiator
2	70627243	2	BRACKET ASSEMBLY, curtain attaching (Includes item 3)
3	----- 70912839	6 12	FASTENER, curtain(Discontinued) RIVET, ctsk-hd., 1/8" x 1/4"
4	-----	-	CAPSCREW (See RADIATOR)

RADIATOR

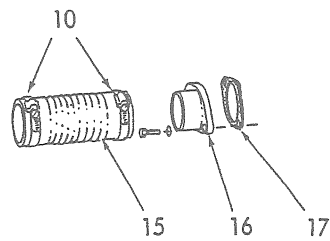
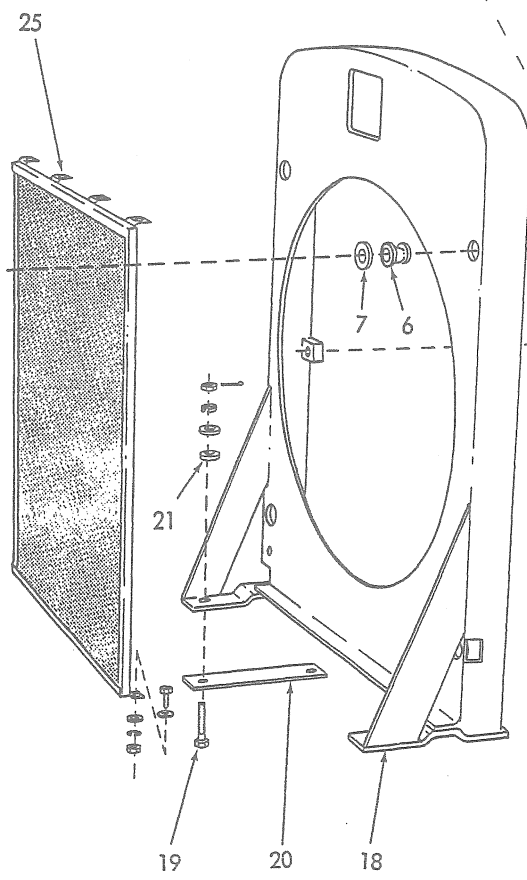
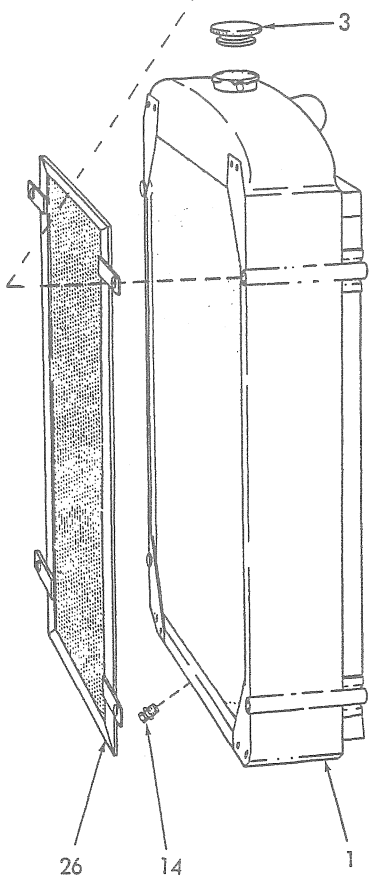
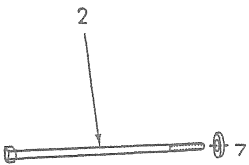
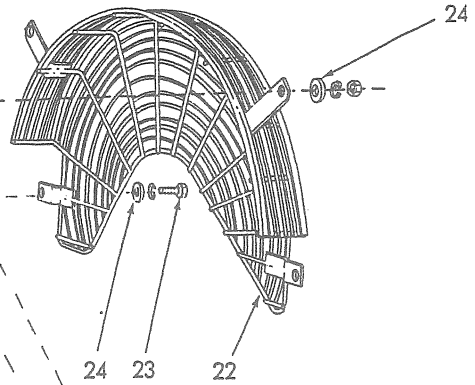
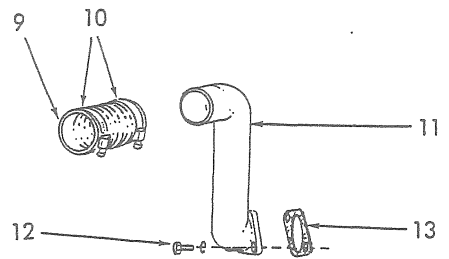
*Loaders prior to serial No. 24514
 **Loaders serial No. 24514 and up

ITEM	PART NO.	QTY. * **	DESCRIPTION
<u>NOTE:</u> Each radiator Assembly listed below includes item 3.			
1	70649418	1 -	RADIATOR ASSEMBLY (Loaders prior to #23003) (When making first replacement also order item 27)
	-----	1 -	RADIATOR ASSEMBLY (Effective with tractor #23003. Order RADIATOR ASSEMBLY 70649469 and item 27)
	70649469	- 1	RADIATOR ASSEMBLY
	-----	1 -	RADIATOR ASSEMBLY (Effective with loader #23003. Order RADIATOR ASSEMBLY 70649709 and item 27)
	70649709	- 1	RADIATOR ASSEMBLY
2	70624432	4 2	CAPSCREW, 1/2"NF x 9"
	70093059	- 1	CAPSCREW, 1/2"NF x 8-1/2"
	70086596	- 1	CAPSCREW, 1/2"NF x 8"
	70904208	4 -	LOCKWASHER, 1/2"
	70900818	12 4	WASHER, plain, U. S. std., 1/2"
	70911043	4 4	NUT, 1/2"NF
	70913830	- 2	NUT, jam, 1/2"NF
3	70087528	1 1	CAP ASSEMBLY, pressure type (Serviced only as a unit)
4	70093054	8 -	WASHER, radiator mounting (rubber)
5	70916009	8 -	WASHER, radiator shimming (Use as required)
6	70642441	- 4	SNUBBER, vibration, radiator mounting
7	70919266	- 4	WASHER, vibration snubber (1-5/8"O. D.)
8	70914906	- 4	WASHER, vibration snubber (1-3/4"O. D.)
9	70088349	1 1	HOSE, upper
10	70921914	4 4	CLAMP, hose, 2-5/16" to 3-1/4" diam.
11	70624204	1 -	ELBOW, engine water outlet (Used prior to loader #23003)
	70634945	1 1	ELBOW, engine water outlet (Effective with loader #23003)
12	70043886	2 2	CAPSCREW, 7/16"NC x 1"
	70904207	2 2	LOCKWASHER, 7/16"
13	74300145	1 1	□GASKET, water outlet elbow
14	70633519	1 1	COCK, radiator drain
15	70624433	1 1	HOSE, lower
16	74347003	1 1	PIPE, engine water inlet
	70916271	2 2	CAPSCREW, 3/8"NC x 1"
	70904206	2 2	LOCKWASHER, 3/8"
17	74346456	1 1	□GASKET, water inlet pipe

(Continued)



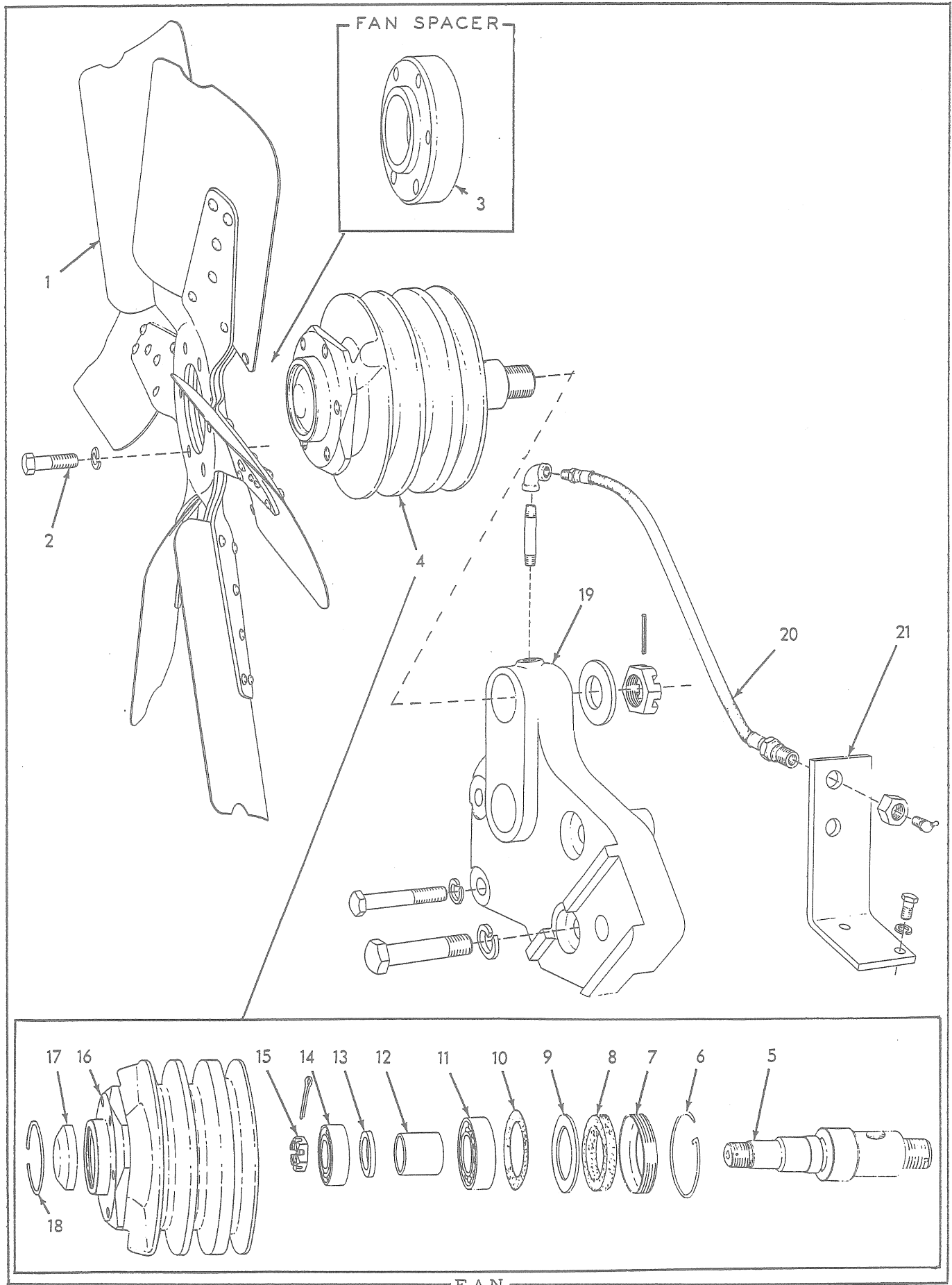
FIRST TYPE MOUNTING



RADIATOR

RADIATOR (Continued)

ITEM	PART NO.	QTY.		DESCRIPTION
		*	**	
18	70649239	1	-	SUPPORT, radiator (Used prior to loader #23003)(When making first replacement also order item 27)
	70634902	1	-	SUPPORT, radiator (Effective with loader #23003)
	70649246	-	1	SUPPORT, radiator
19	70093061	4	4	CAPSCREW, drilled-end, 1/2"NF x 2"
	70900818	4	4	WASHER, plain, U. S. std., 1/2"
	70916009	4	4	WASHER, shimming (1/32" thick. Use as required)
	70910867	4	4	NUT, slotted, 1/2"NF
	70900806	4	4	PIN, cotter, 1/8" x 1"
20	70093055	2	2	PAD, support mounting (rubber)
21	70093054	4	4	WASHER, support mounting (rubber)
22	70634197	1	-	GUARD, fan (Tractors prior to #23003)
	70646481	1	1	GUARD, fan (bar-type)(Standard equipment on loaders #23003 and up)
	70634961	1	1	GUARD, fan (mesh-type)(Special equipment for loaders #23003 and up)
23	70070469	2	2	CAPSCREW, 1/2"NF x 1-1/4"
	70904208	2	2	LOCKWASHER, 1/2"
24	70064531	4	4	WASHER, plain
25	70624213	1	-	SCREEN, radiator (For loaders prior to #23003. Standard on tractors prior to #22512. Used with push fan)
	70912789	8	-	CAPSCREW, 1/4"NF x 3/4"
	70092635	16	-	WASHER, plain
	70904204	8	-	LOCKWASHER, 1/4"
	70911040	8	-	NUT, 1/4"NF
26	70624464	1	-	SCREEN, radiator (Special. Used with suction fan on loaders prior to #23003)
27	70645765	1	-	MOUNTING KIT, radiator (Includes items 6 thru 8 and instructions for reworking radiator and radiator support for resilient mounting)(Not illustrated)



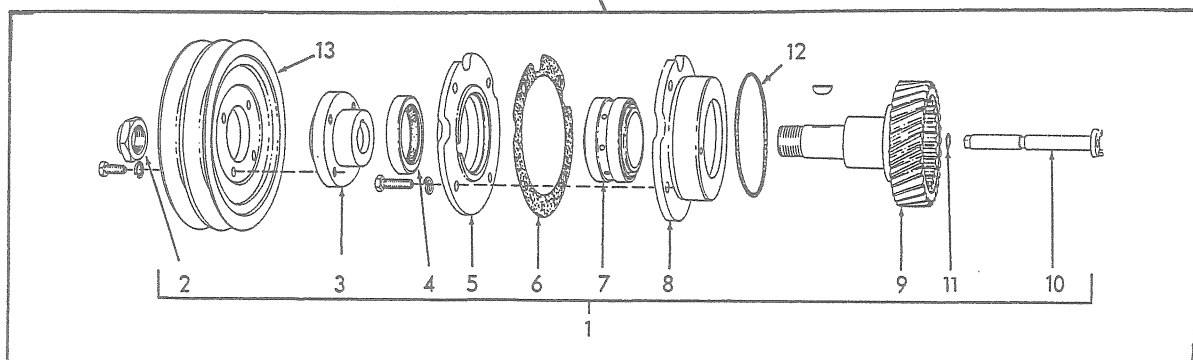
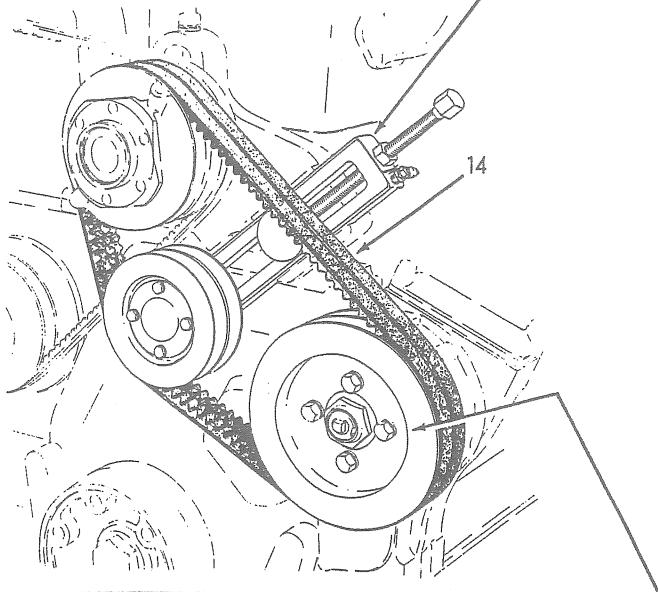
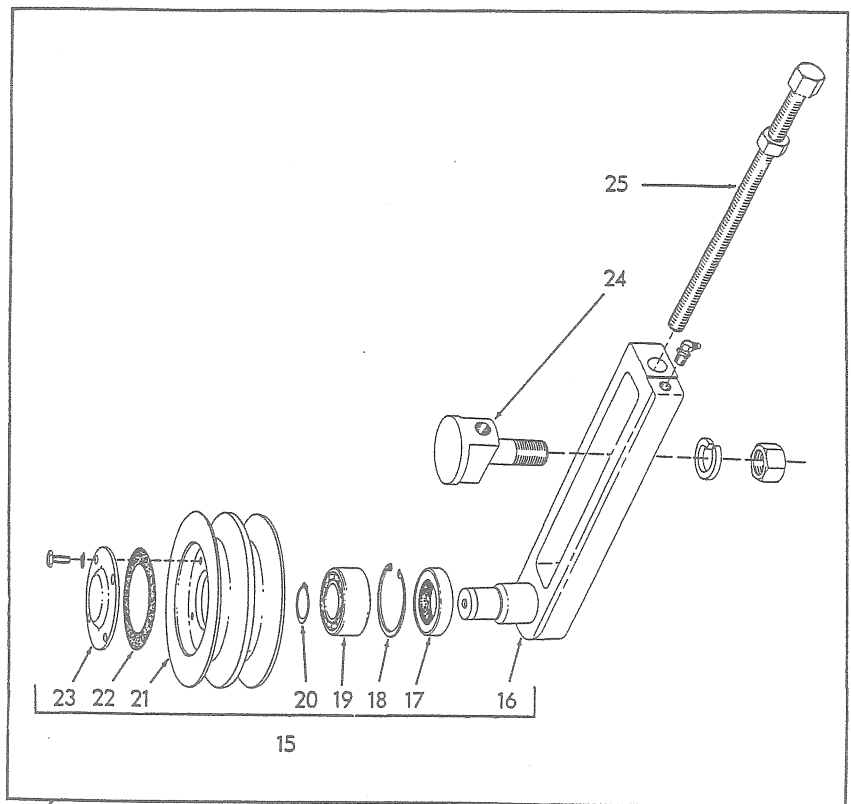
FAN

* Loaders prior to serial No. 23003
 ** Loaders serial No. 23003 and up

ITEM	PART NO.	QTY. * **	DESCRIPTION
<u>NOTE:</u> See RADIATOR for fan guard. See FAN DRIVE for fan belt.			
1	70090154	1 -	FAN (Push type. Standard equipment)
	70637517	- 1	FAN (Push type. Standard equipment)
	70646038	- 1	FAN (Push type. (Special equipment.)(Required for use with in-line-tube radiators)
	70090155	1 1	FAN (Suction type. Special equipment)
2	70044249	6 -	CAPSCREW, 3/8"NC x 1-1/8" (For push fan)
	70053616	- 6	CAPSCREW, 3/8"NC x 1-3/4" (For push fan)
	70013059	6 6	CAPSCREW, 3/8"NC x 2" (For suction fan)
	70904206	6 6	LOCKWASHER, 3/8"
3	70089019	1 1	SPACER, fan (7/8" thick flange)(For use with suction fan)
	70634955	- 1	SPACER, fan (5/8" thick flange)(For use with push fan)
4	74336520	1 1	HUB ASSEMBLY (Consists of items 5 thru 18)
	70911174	1 1	NUT, jam, slotted, 1"NF (rear)
	70911159	1 1	WASHER, plain, SAE std., 1"
	70915946	1 1	PIN, roll, 5/32" x 1-1/4"
5	74336521	1 1	SPINDLE
6	74053968	1 1	LOCKWIRE, fan hub
7	74040386	1 1	RETAINER, spindle sealing washer
8	74040385	1 1	WASHER, spindle sealing (cork)
9	74040384	1 1	WASHER, retaining, rear bearing
10	74640976	1 1	GASKET, bearing retaining washer
11	74253863	1 1	BEARING, ball, rear
12	74040383	1 1	SPACER, spindle bearings
13	74640978	1 1	WASHER, spacing, front bearing
14	74253862	1 1	BEARING, ball, front
15	74348502	1 1	NUT, spindle
	70911064	1 1	PIN, cotter, 1/8" x 1-3/8"
16	74336529	1 1	HUB, fan
17	70088561	1 1	CAP, hub
18	74042081	1 1	RING, snap, cap retaining
19	74337608	1 -	BRACKET, fan mounting
	74336522	- 1	BRACKET, fan mounting
	70916318	3 3	CAPSCREW, 1/2"NC x 3-1/4"
	70904208	3 3	LOCKWASHER, 1/2"
	70915971	1 1	CAPSCREW, 5/8"NC x 2-3/4"
	70904209	1 1	LOCKWASHER, 5/8"

(Continued)

(Revised June 1979)



FAN DRIVE

FAN (Continued)

ITEM	PART NO.	QTY.		DESCRIPTION
		*	**	
20	74336526	1	1	HOSE, lubricating (14-1/2" long)
	70901472	1	-	NIPPLE, pipe, 1/8"NPT x 3-1/2"
	70915405	-	1	NIPPLE, pipe, 1/8"NPT x 1-3/4"
	70901676	1	1	ELBOW, pipe, 90°, 1/8"NPT
	70915274	1	1	FITTING, lubricating, 45°, 1/8"NPT
	70911049	1	1	NUT, jam, 5/8"NF
21	74336523	1	1	BRACKET, lubricating hose
	70915408	1	1	CAPSCREW, 3/8"NC x 3/4"
	70904206	1	1	LOCKWASHER, 3/8"

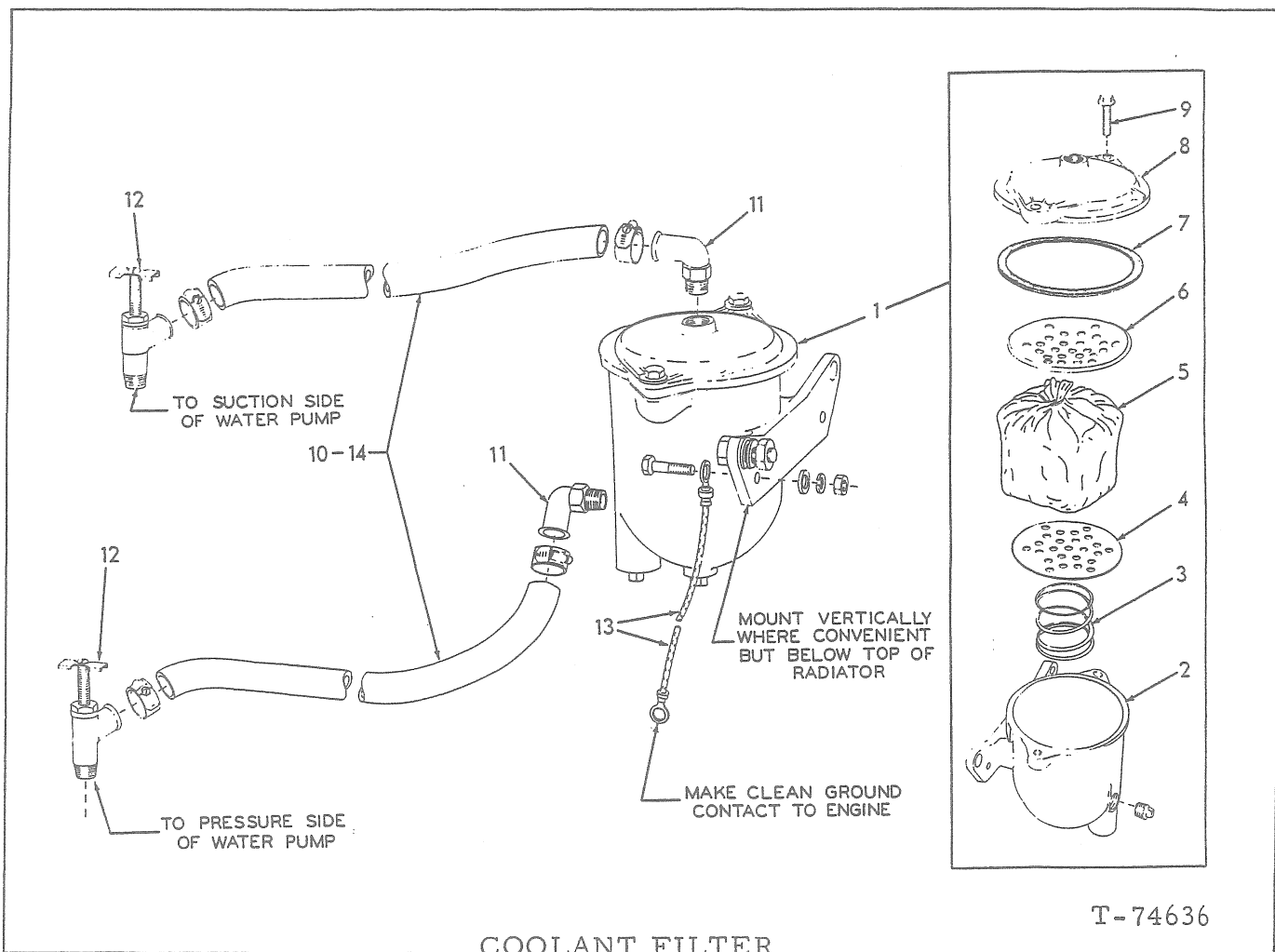
FAN DRIVE

ITEM	PART NO.	QTY.	DESCRIPTION
1	74336259	1	DRIVE ASSEMBLY (Consists of items 2 thru 11)(Used prior to engine #7-14895)
	74337416	1	DRIVE ASSEMBLY (hardened gear)(Consists of items 2 thru 11) (Effective with engine #7-14895)
2	74335476	1	NUT, flange retaining
3	74336257	1	FLANGE, pulley mounting
4	74349736	1	SEAL, oil
5	74349674	1	FLANGE, seal retaining
	70916272	4	CAPSCREW, 3/8"NC x 1-1/4"
	70904206	4	LOCKWASHER, 3/8"
6	74349011	1	GASKET, seal retaining flange
7	74253825	1	BEARING, roller
8	74349014	1	RETAINER, bearing
9	74335443	1	GEAR, fan drive (Used prior to engine #7-14895)
	74337189	1	GEAR, fan drive (hardened)(Effective with engine #7-14895)
	70917755	1	KEY, #91 woodruff, 1/4" x 3/4"
10	-----	1	SHAFT, pump timing
11	-----	1	O-RING, pump timing shaft
} See INJECTION PUMP			
12	70923589	1	□ O-RING, drive mounting
13	74359936	1	PULLEY, fan drive
	70916225	4	CAPSCREW, 3/8"NF x 1"
	70904206	4	LOCKWASHER, 3/8"
14	74337756	2	BELT, fan drive (Supplied in matched sets)(Used prior to loader #23003)
	74349778	2	BELT, fan drive (Supplied in matched sets)(Effective with loader #23003)

(Continued)

FAN DRIVE (Continued)

ITEM	PART NO.	QTY.	DESCRIPTION
15	74349660	1	IDLER ASSEMBLY, belt tightening (Consists of items 16 thru 23)
16	74336587	1	SLIDE, fan idler
	70915275	1	FITTING, lubricating, 65°, 1/8"NPT
17	74254670	1	SEAL, oil
18	74254100	1	RING, snap, rear
19	74255031	1	BEARING, ball
20	74253555	1	RING, snap, front
21	74349662	1	PULLEY
22	74347752	1	GASKET, pulley cover
23	74347751	1	COVER, pulley
	70905656	4	CAPSCREW, 1/4"NC x 5/8"
	70904204	4	LOCKWASHER, 1/4"
24	74349666	1	BOLT, clamping, fan idler slide
	70904369	1	LOCKWASHER, 3/4"
	70910175	1	NUT, 3/4"NF
25	74349667	1	CAPSCREW, fan belt adjustment
	70910325	1	NUT, 1/2"NC



COOLANT FILTER

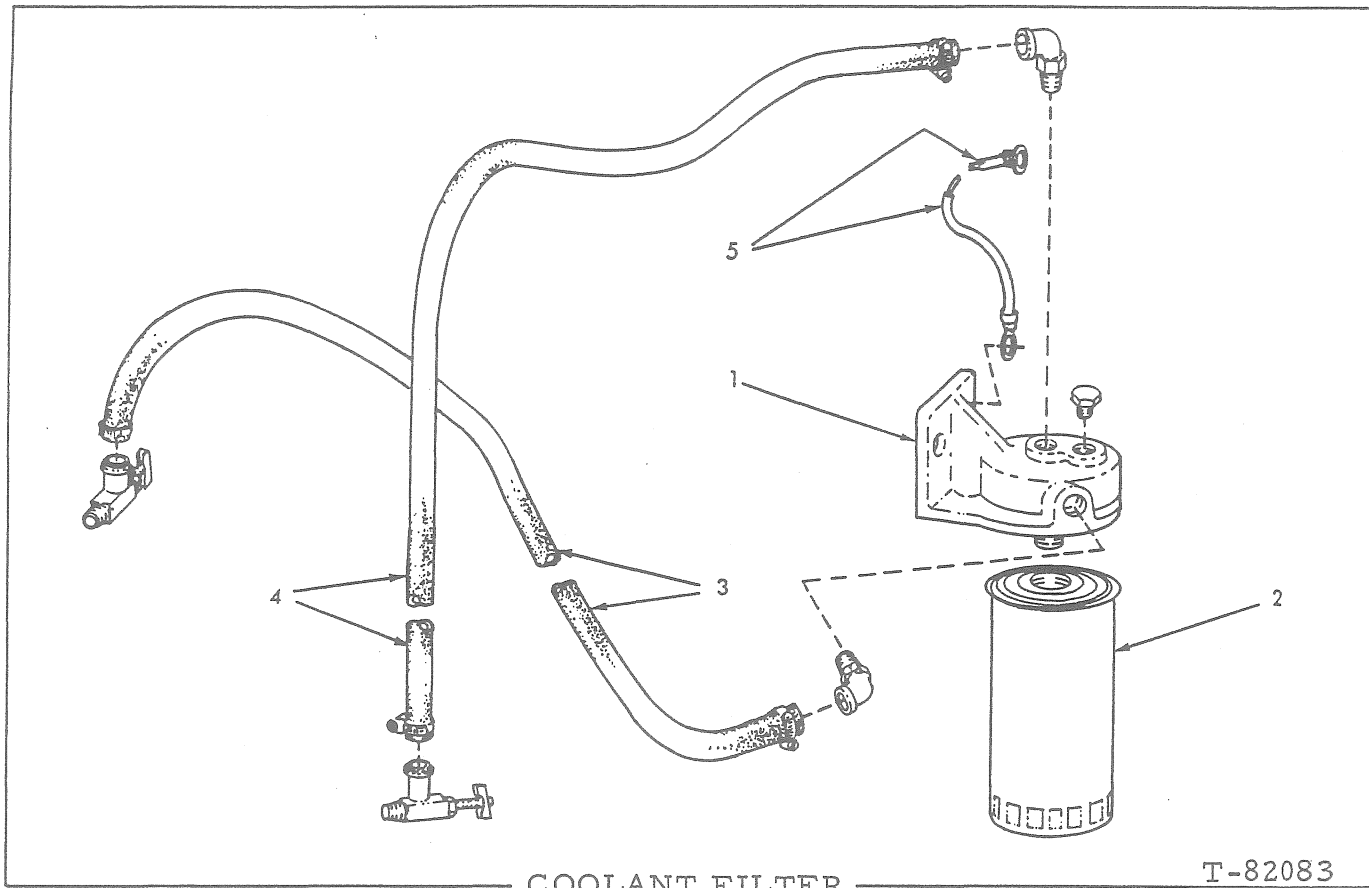
USAGE: Special equipment. First type. See page 119B for Second type "Spin-on" Design.

ITEM	PART NO.	QTY.	DESCRIPTION
-	74357825	1	FILTER KIT (Consists of items 1 thru 13)(Order spin-on filter kit 74393521)
1	74387474	1	FILTER ASSY., water (Consists of items 2 thru 9. Has element for use with permanent anti-freeze) (Order spin-on filter kit 74393521)
	70916311	2	CAPSCREW, 1/2"NC x 1-1/4"
	70910244	2	WASHER, plain, SAE std., 1/2"
	70904208	2	LOCKWASHER, 1/2"
	70910325	2	NUT, 1/2"NC
	70914670	2	CAPSCREW, 5/16"NC x 1-1/8"
	70910335	2	WASHER, plain, SAE std., 5/16"
	70904205	2	LOCKWASHER, 5/16"
	70910323	2	NUT, 5/16"NC
2	74055031	1	BODY, filter
	70920131	2	PLUG, pipe, 3/8"NPT
3	74054569	1	SPRING, filter element
4	74054568	1	PLATE, filter element, lower

(Continued)

COOLANT FILTER (Continued)

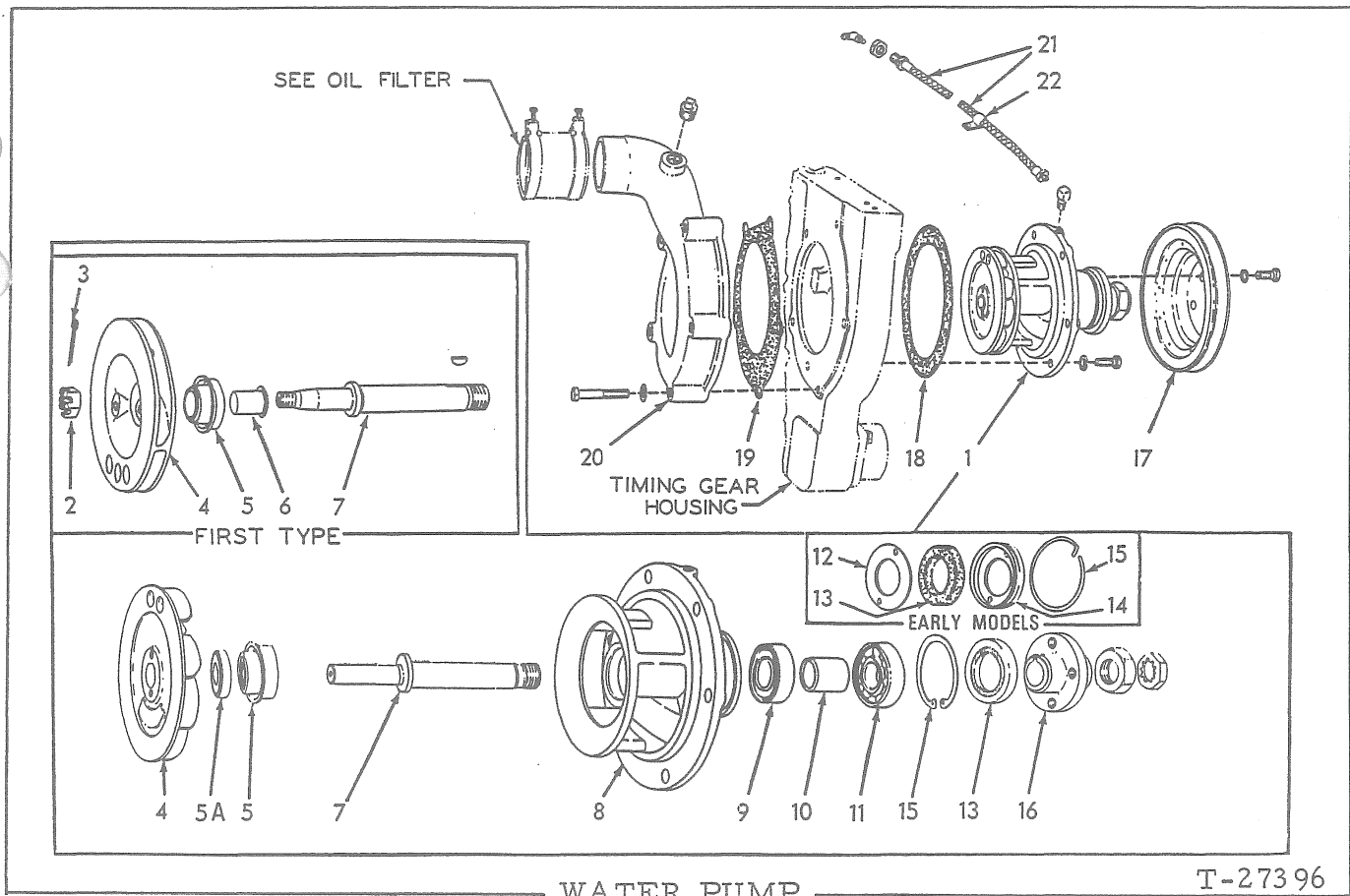
ITEM	PART NO.	QTY.	DESCRIPTION
5	74058830	1	ELEMENT KIT, filter (Includes item 9)(Cannot be used with permanent anti-freeze)
	74058831	1	ELEMENT KIT, filter (Includes item 9)(Can be used with permanent anti-freeze)
6	74055034	1	PLATE, filter element, upper
7	74054566	1	GASKET, filter cover
8	74055032	1	COVER, filter
9	74055033	2	BOLT ASSEMBLY, filter cover (Includes washer)
10	-----	1	HOSE (86" length. Cut to suit installation)(For service replacement order item 14)
	70921911	4	CLAMP, hose, 11/16" to 1-1/4" diam.
11	74255286	2	ELBOW, water hose (90°. 5/8" nipple, 3/8"NPT)
12	74255772	2	VALVE, water shut-off (90°, 5/8" nipple, 3/8"NPT)
13	74059367	1	CABLE, ground
14	70920722	-	HOSE, rubber, 5/8" I. D., 25 ft. roll (Use as required)



USAGE: Special equipment. Second type.

ITEM	PART NO.	QTY.	DESCRIPTION
1	74393427	1	BASE ASSY., filter (Includes PLUG indented below)
	70919134	1	PLUG, pipe, 1/8"NPT
2	74393504	1	FILTER (Original equipment. All purpose, recommended for use with plain water as well as most types of permanent and non-permanent anti-freeze except "Dowtherm" 209)
	74393505	1	FILTER (Chromate type, for use with "Dowtherm"209)
3	-----	1	HOSE, inlet(Procure locally)
	70089894	1	COCK, shut-off
	74255286	1	ELBOW, 90°
4	-----	1	HOSE, outlet (Procure locally)
	74255286	1	ELBOW, 90°
	70089894	1	COCK, shut-off
5	74393534	1	WIRE, grounding

NOTE: Any attaching hardware, brackets, clips or clamps not provided for above must be procured locally.



WATER PUMP

T-27396

- * Engines prior to serial No. 7-22422
- ** Engines serial No. 7-22422 and up
- *** Service replacement

ITEM PART NO. QUANTITY DESCRIPTION

NOTE: See GENERATOR for listing of driving belt

ITEM	PART NO.	QUANTITY	DESCRIPTION
1	-----	1 - -	PUMP ASSY. (Includes items 2 thru 16)
	-----	- 1 -	PUMP ASSY. (Includes items 4 thru 16)
	74322027	- - 1	PUMP ASSY. (Includes items 4, 5 and 7 thru 16)
	70922763	6 6 6	CAPSCREW, 3/8"NC x 1"
	70910287	6 6 6	LOCKWASHER, 3/8"
2	74375686	1 - -	NUT
3	74041097	1 - -	PIN, cotter
4	74339103	1 - -	IMPELLER ASSY. (Includes ceramic insert)
	-----	- 1 1	IMPELLER ASSY. (Order item 24)
5	74507091	1 - -	SEAL ASSY.
	-----	- 1 1	SEAL ASSY.
5A	-----	- 1 1	SEAL, ceramic } Order item 23
6	74507084	1 1 -	FLINGER, water
7	74348757	1 - -	SHAFT ASSY. (Includes item 6)
	-----	- 1 -	SHAFT ASSY. (Includes item 6)(Order 74358788 SHAFT)
	74358788	- - 1	SHAFT
	70905121	1 - -	KEY, #5 woodruff, 1/8" x 5/8"

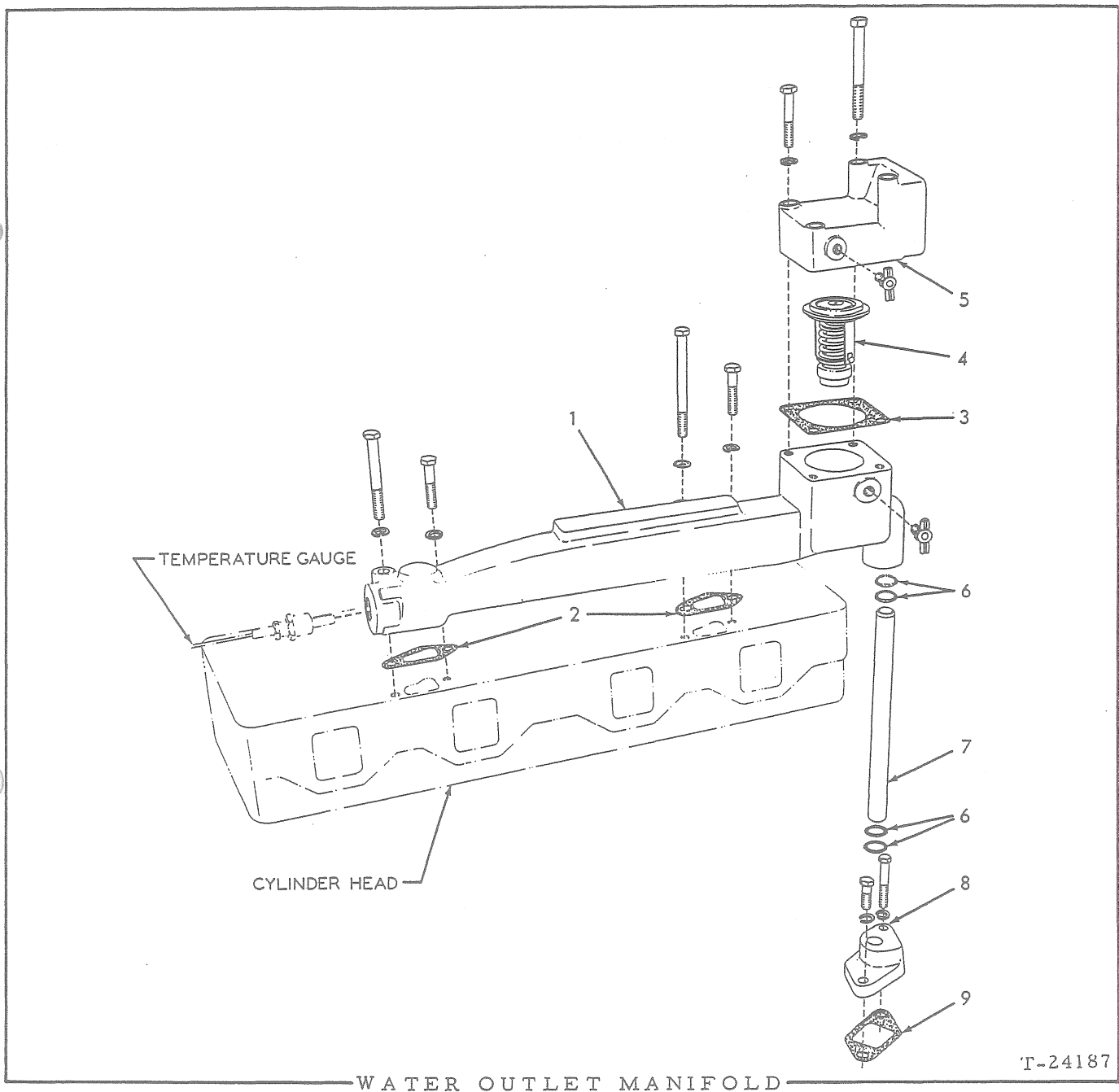
(Continued)

(Revised June 1979)

WATER PUMP (Continued)

ITEM	PART NO.	QUANTITY			DESCRIPTION
		*	**	***	
8	74338663	1	1	-	BODY, water pump
	-----	-	-	1	BODY, water pump (Order item 1)
9	74044212	1	1	1	BEARING
10	74044211	1	1	1	SPACER
11	74044210	1	1	1	BEARING
12	74044209	1	1	-	WASHER
	70921801	-	-	1	RING, retaining
13	74348825	1	1	-	WASHER, sealing
	74321697	-	-	1	SEAL
14	74335320	1	1	-	RETAINER, sealing washer
15	74053968	1	1	-	RING
16	74335808	1	-	-	FLANGE
	74359280	-	1	1	FLANGE
	70910847	1	1	1	NUT, jam, 3/4"NF
	70917680	1	1	1	NUT, lock, 3/4"NF
17	74339503	1	1	1	PULLEY
	70916206	4	-	-	CAPSCREW, 5/16"NF x 7/8" (Early units)
	70911169	4	4	4	CAPSCREW, 5/16"NF x 5/8" (Late units)
	70904205	4	4	4	LOCKWASHER, 5/16"
18	74346744	1	1	1	GASKET
19	74335056	1	1	1	GASKET
20	74321266	1	1	1	VOLUTE
	70920131	1	1	1	PLUG, pipe, 3/8"NPT
	70916274	5	5	5	CAPSCREW, 3/8"NC x 2-1/4"
	70904206	5	5	5	LOCKWASHER, 3/8"
21	74336527	1	1	1	HOSE, lubricating
	70914463	1	1	1	ADAPTER, 90°, 1/8"NPT
	70915274	1	1	1	FITTING, lube, 45°, 1/8"NPT
	70911049	1	1	1	NUT, jam, 5/8"NF
22	74251849	1	1	1	CLIP
23	74062272	-	1	1	SEAL KIT (Includes 5, 5A and instruction sheet)
24	74062270	-	1	1	IMPELLER AND SEAL KIT (Includes 4, 5, 5A and instruction sheet)

(Revised June 1979)



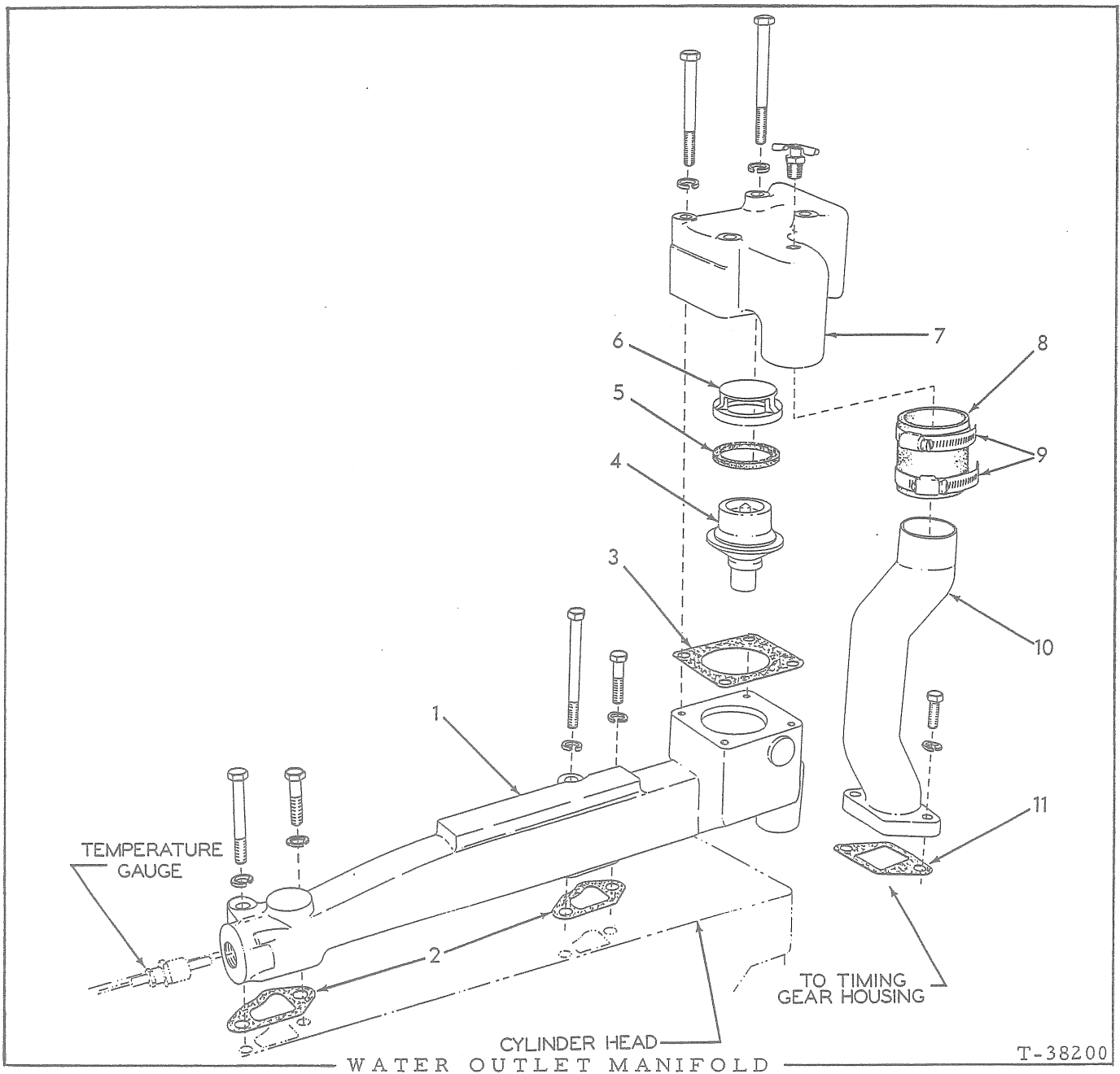
USAGE: Engine prior to serial No. 7-16982

ITEM	PART NO.	QTY.	DESCRIPTION
1	74349807	1	MANIFOLD, water outlet
	70919226	2	CAPSCREW, 3/8"NC x 1-5/8"
	70920275	1	CAPSCREW, 3/8"NC x 3"
	70919801	1	CAPSCREW, 3/8"NC x 4"
	70904206	4	LOCKWASHER, 3/8"
	70912415	1	COCK, T-handle, 1/4"NPT (air venting)
2	74349808	2	□ GASKET, water manifold
3	74349809	1	□ GASKET, thermostat housing

(Continued)

WATER OUTLET MANIFOLD (Continued)

ITEM	PART NO.	QTY.	DESCRIPTION
4	74379916	1	THERMOSTAT
5	74349810	1	HOUSING, thermostat
	70912415	1	COCK, T-handle, 1/4"NPT
	70916274	2	CAPSCREW, 3/8"NC x 2-1/4"
	70916275	2	CAPSCREW, 3/8"NC x 3-3/4"
	70904206	4	LOCKWASHER, 3/8"
6	70923574	4	□ O-RING, water by-pass tube
7	74336268	1	TUBE, water by-pass
8	74336267	1	FLANGE, water by-pass
	70919224	1	CAPSCREW, 3/8"NC x 1-1/8"
	70910948	1	CAPSCREW, 3/8"NC x 2"
	70904206	2	LOCKWASHER, 3/8"
9	74347031	1	□ GASKET, water by-pass flange



T-38200

USAGE: Engine serial No. 7-16982 and up

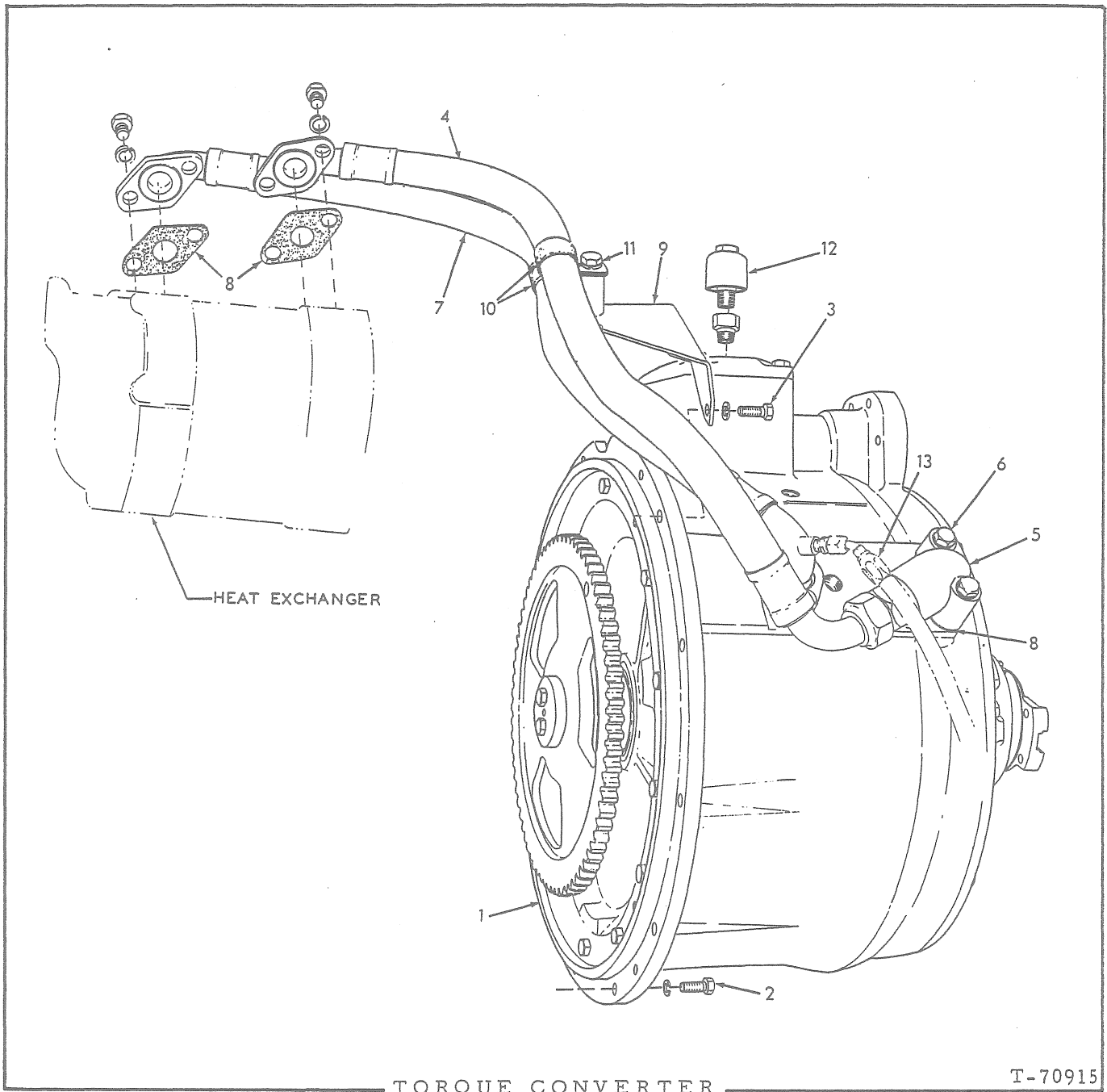
ITEM PART NO. QTY. DESCRIPTION

1	74338254	1	MANIFOLD, water outlet
	70919226	2	CAPSCREW, 3/8"NC x 1-5/8"
	70920275	1	CAPSCREW, 3/8"NC x 3"
	70919801	1	CAPSCREW, 3/8"NC x 4"
	70904206	4	LOCKWASHER, 3/8"
2	74349808	2	GASKET, water manifold
3	74349809	1	GASKET, thermostat housing
4	74354537	1	THERMOSTAT

(Continued)

WATER OUTLET MANIFOLD (Continued)

ITEM	PART NO.	QTY.	DESCRIPTION
5	74317554	1	SEAL, thermostat
6	74317553	1	BUSHING, thermostat housing (Used prior to engine #7-21609)
7	74354268	1	HOUSING ASSEMBLY, thermostat (Includes item 5)
	70912415	1	COCK, T-handle, 1/4"NPT
	70919227	2	CAPSCREW, 3/8"NC x 3-1/4"
	70916275	2	CAPSCREW, 3/8"NC x 3-3/4"
	70904206	4	LOCKWASHER, 3/8"
8	74341743	1	HOSE, water by-pass tube
9	74255012	2	CLAMP, hose
10	74338231	1	TUBE, water by-pass
	70919224	2	CAPSCREW, 3/8"NC x 1-1/8"
	70904206	2	LOCKWASHER, 3/8"
11	74347031	1	□GASKET, water by-pass tube

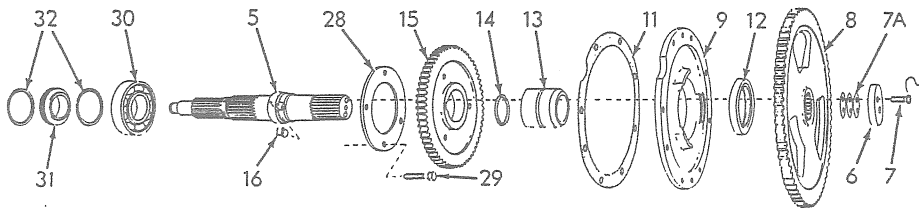


ITEM	PART NO.	QTY.	DESCRIPTION
1	70628428	1	CONVERTER ASSEMBLY, torque (See page 129 for parts)(Loaders prior to #24082. Order CONVERTER ASSEMBLY 70649355. If for engines prior to #7-21163 including #7-21224 thru #7-21425 also order FLYWHEEL ASSEMBLY 74339573 and 6 BOLTS 74255336)
	70649355	1	CONVERTER ASSEMBLY, torque (See page 129 for parts) (Loaders #24082 and up)
2	70044249	8	CAPSCREW, 3/8"NC x 1-1/8"
3	70013058	2	CAPSCREW, 3/8"NC x 1-1/4"
	70904206	10	LOCKWASHER, 3/8"

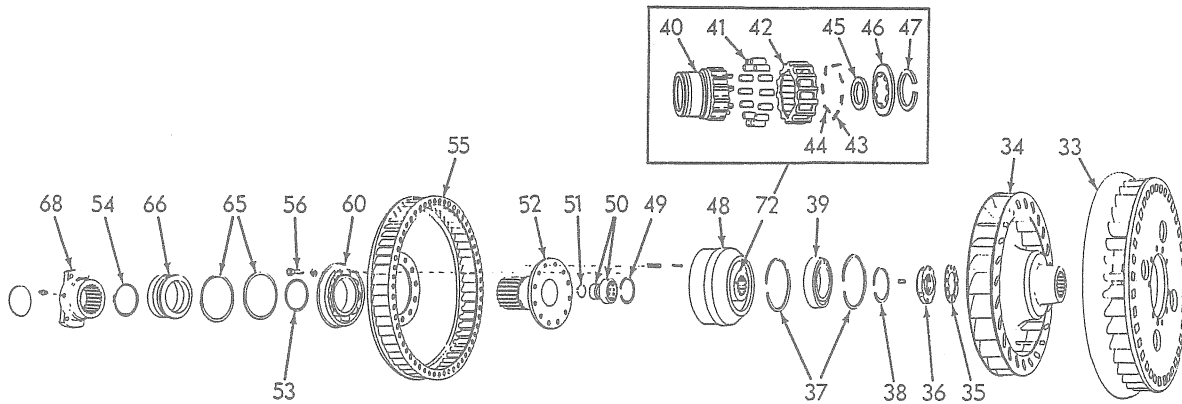
(Continued)

TORQUE CONVERTER (Continued)

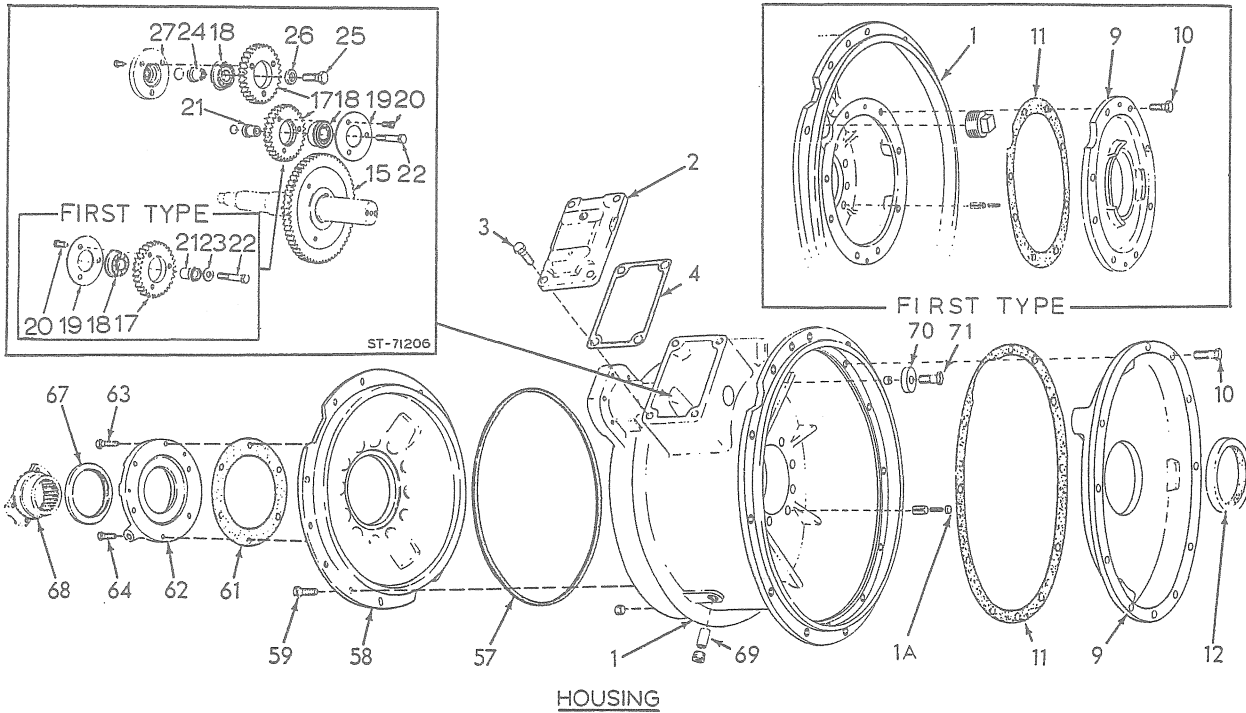
ITEM	PART NO.	QTY.	DESCRIPTION
4	70646212	1	HOSE, fluid discharge (See HOSE PARTS)
	70919064	1	CONNECTOR, flare type, 1" tube, 1"NPT male
	70919228	2	CAPSCREW, 7/16"NC x 1-1/8"
	70904207	2	LOCKWASHER, 7/16"
5	70620826	1	ELBOW, fluid discharge line
	70916257	1	CAPSCREW, 7/16"NC x 2-1/2"
6	70040013	1	CAPSCREW, 7/16"NC x 1-3/4"
	70904207	2	LOCKWASHER, 7/16"
7	70648896	1	HOSE, fluid return (See HOSE PARTS)
	70919228	4	CAPSCREW, 7/16"NC x 1-1/8"
	70904207	4	LOCKWASHER, 7/16"
8	70631078	4	GASKET, hose flange
9	70620729	1	BRACKET, hose supporting
10	70095869	2	CLIP, hose supporting (1-1/4" diam.)(Used prior to loader #24028)
	70644457	2	CLIP, hose supporting (1-5/16" diam.)(Effective with loader #24028)
11	70035525	1	CAPSCREW, 1/2"NF x 1-1/8"
	70904208	1	LOCKWASHER, 1/2"
12	70050748	1	BREATHER (Used prior to loader #23236)
	70912483	1	ADAPTER, pipe, 3/8"NPT female, 1/4"NPT male
13	-----	-	HOSE (See TORQUE CONVERTER CHARGING AND RETURN LINES)



INPUT SHAFT



TURBINE AND IMPELLER WHEEL



HOUSING

TORQUE CONVERTER PARTS

USAGE: See page 126

*CONVERTER ASSEMBLY 70628428 (Converters prior to S/N 214914)
 **CONVERTER ASSEMBLY 70649355 (Converters S/N 214914 and up)

ITEM	PART NO.	QTY.		DESCRIPTION
		*	**	
1	70628469	1	-	HOUSING ASSEMBLY (Includes item 69)
	70640797	-	1	HOUSING
	70651141	1	1	PLUG, pipe, hex-hd., 3/8"NPT
	70912769	1	-	PLUG, pipe, sq.-hd., 1-1/4"NPT
	70921469	5	5	PIN, roll, 7/32" x 1"
	70918113	5	5	PIN, roll, 3/8" x 1"
1A	70638767	5	5	PLUG, cup, roll pin holes (Effective with Converter #203718)
2	70628572	1	1	COVER, housing
3	70035439	4	4	CAPSCREW, 3/8"NC x 1"
4	70628571	1	1	GASKET, housing cover
5	70628484	1	1	SHAFT, input
6	70638765	1	1	WASHER, end, input shaft
7	70074155	2	-	CAPSCREW, drilled-hd., 3/8"NF x 7/8" (Used prior to Converter #203718)
	70076942	2	2	CAPSCREW, drilled-hd., 3/8"NF x 1-1/2" (Effective with Converter #203718)
	70023633	1	1	WIRE, locking, 1/16" x 12"
7A	70638771	-	-	SHIM, end washer (.003" thick)
	70638770	-	-	SHIM, end washer (.010" thick)
	70638769	-	-	SHIM, end washer (.025" thick)
				Use as required
8	70624460	1	1	SPIDER, driving
9	70628489	1	-	PLATE, front oil seal
	70649066	-	1	PLATE, front oil seal
10	70035439	8	-	CAPSCREW, 3/8"NC x 1"
	73039122	-	11	CAPSCREW, 3/8"NC x 7/8"
11	70628490	1	-	GASKET, oil seal plate
	70644693	-	1	GASKET, oil seal plate
12	70628485	1	1	SEAL, oil, front end
13	70628482	1	1	SPACER, input shaft
14	70923577	1	1	O-RING, input shaft
15	70631089	1	1	GEAR, pump drive
16	70628480	1	1	PIN, pump drive gear
17	70631088	2	2	GEAR, pump driving

(Continued)

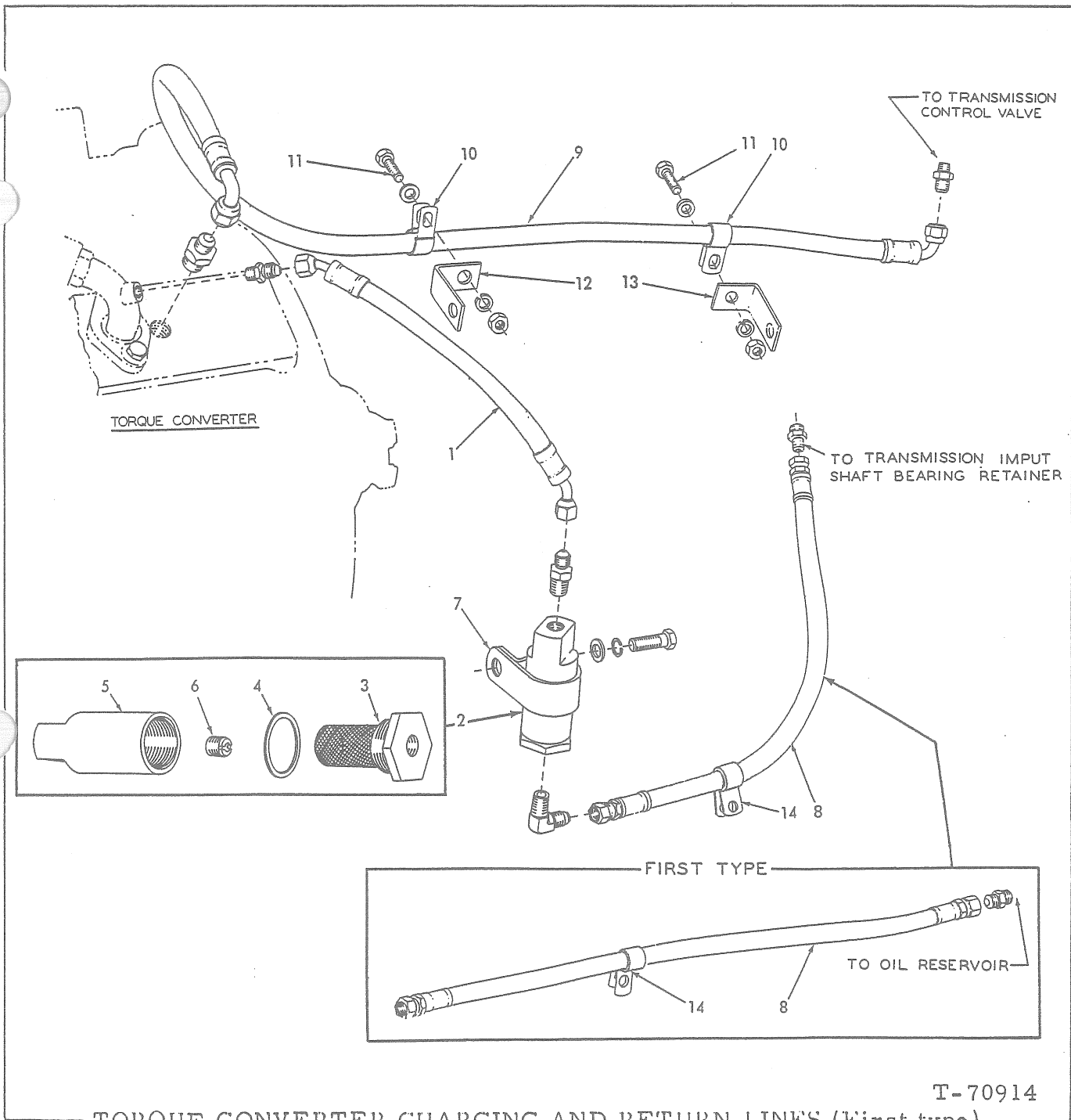
TORQUE CONVERTER PARTS (Continued)

ITEM	PART NO.	QTY.		DESCRIPTION
		*	**	
18	70645269	2	2	BEARING, ball, pump driving gears (Includes snap ring)
19	70628492	1	1	RETAINER, gear bearing
20	70639534	3	3	CAPSCREW, self-locking, 3/8"NF x 5/8"
21	70632604	1	1	SHAFT, pump driving gear, lower
	70910003	-	1	PLUG, expansion, 7/8" diam.
22	{ 70058793	1	-	CAPSCREW, 3/8"NC x 2-1/4"
	{ 70921556	-	1	CAPSCREW, 1/2"NF x 2"
23	70643763	1	-	WASHER, plain
24	70632604	1	1	SHAFT, pump driving gear, upper
	70910003	1	1	PLUG, expansion, 7/8" diam.
25	70035018	1	1	CAPSCREW, 1/2"NF x 1-1/2"
26	70628470	1	1	WASHER, plain
27	70628476	1	1	ADAPTER, pump drive
	70650399	3	3	CAPSCREW, self-locking, 3/8"NF x 7/8"
28	70628486	1	1	RETAINER, input shaft front bearing
29	70058793	4	4	CAPSCREW, 3/8"NC x 2-1/4"
30	70624652	1	1	BEARING, ball, input shaft, front
31	70628344	1	1	CARRIER, front seal rings
32	70628345	2	2	RING, sealing
33	70628348	1	1	WHEEL ASSEMBLY, guide (stationary)(Serviced only as a unit)
34	70628349	1	1	WHEEL, impeller
35	70628350	1	1	WASHER, impeller retaining
36	70628351	1	1	NUT, impeller retaining
	70921464	1	1	SETSCREW, hex-socket, dog-pt., 1/4"NC x 1/2"
37	70628520	2	2	RING, snap, bearing retaining
38	70628519	1	1	RING, snap, cam retaining
39	70628518	1	1	BEARING, ball, turbine wheel, front
40	-----	1	1	□CAM, clutch (Order item 72)
41	-----	14	14	□ROLLER, clutch (Order item 72)
42	-----	1	1	□CAGE ASSEMBLY, clutch rollers (Includes 2 spring guiding pins) (Order item 72)
43	-----	2	2	□SPRING, cage return (Order item 72)
44	-----	5	5	□SPRING, bumper (Order item 72)
45	70628510	1	1	□SPACER, cage retaining washer
46	70628511	1	1	□WASHER, cage retaining
47	70628509	1	1	□RING, snap, clutch cam

(Continued)

TORQUE CONVERTER PARTS (Continued)

ITEM	PART NO.	QTY.		DESCRIPTION
		*	**	
48	70628515	1	1	RACE, over-running clutch
	70921469	6	6	PIN, roll, 7/32" x 1"
	70918113	6	6	PIN, roll, 3/8" x 1"
49	70628363	1	1	RING, snap, bearing retaining
50	70628365	1	1	BEARING, roller, input shaft, rear
51	70628364	1	1	RING, snap, input shaft
52	70628354	1	1	FLANGE, turbine wheel
53	70628362	1	1	O-RING, turbine wheel flange
54	70628361	1	1	RING, snap, turbine wheel flange
55	70628478	1	1	WHEEL, turbine
56	70650399	6	6	CAPSCREW, self-locking, 3/8"NF x 7/8"
	70638768	6	6	WASHER, plain
57	70628516	1	1	GASKET, rear end plate
58	70628479	1	1	PLATE, rear end
59	70035439	14	14	CAPSCREW, 3/8"NC x 1"
60	70628355	1	1	BEARING, ball, turbine wheel, rear (Includes snap ring)
61	70628366	1	1	GASKET, rear bearing retainer
62	70628356	1	1	RETAINER, turbine wheel rear bearing
63	70013058	2	2	CAPSCREW, 3/8"NC x 1-1/4"
64	70035439	4	4	CAPSCREW, 3/8"NC x 1"
65	70628359	2	2	RING, sealing
66	70628358	1	1	CARRIER, rear seal rings
67	70628357	1	1	SEAL, oil, rear end
68	70628360	1	1	YOKE ASSEMBLY, drive shaft (Includes PLUG and FITTING indicated below)
	70910011	1	1	PLUG, expansion, 2-1/2" diam.
	70914465	1	1	FITTING, lubricating, straight, 1/8"NPT
69	70922524	2	-	PIN, roll, 1/2" x 1-1/2" (Used as flow restrictor in housing oil passage)
70	70644692	-	1	CAP, lubricating orifice
	70923285	-	1	PIN, roll, 5/16" x 1/2"
71	70013058	-	1	CAPSCREW, 3/8"NC x 1-1/4"
72	70628503	1	1	CLUTCH KIT, over-running (Includes parts for one (1) torque converter only; items 40 thru 47)



T-70914

TORQUE CONVERTER CHARGING AND RETURN LINES (First type)

USAGE: Loaders prior to serial No. 24394

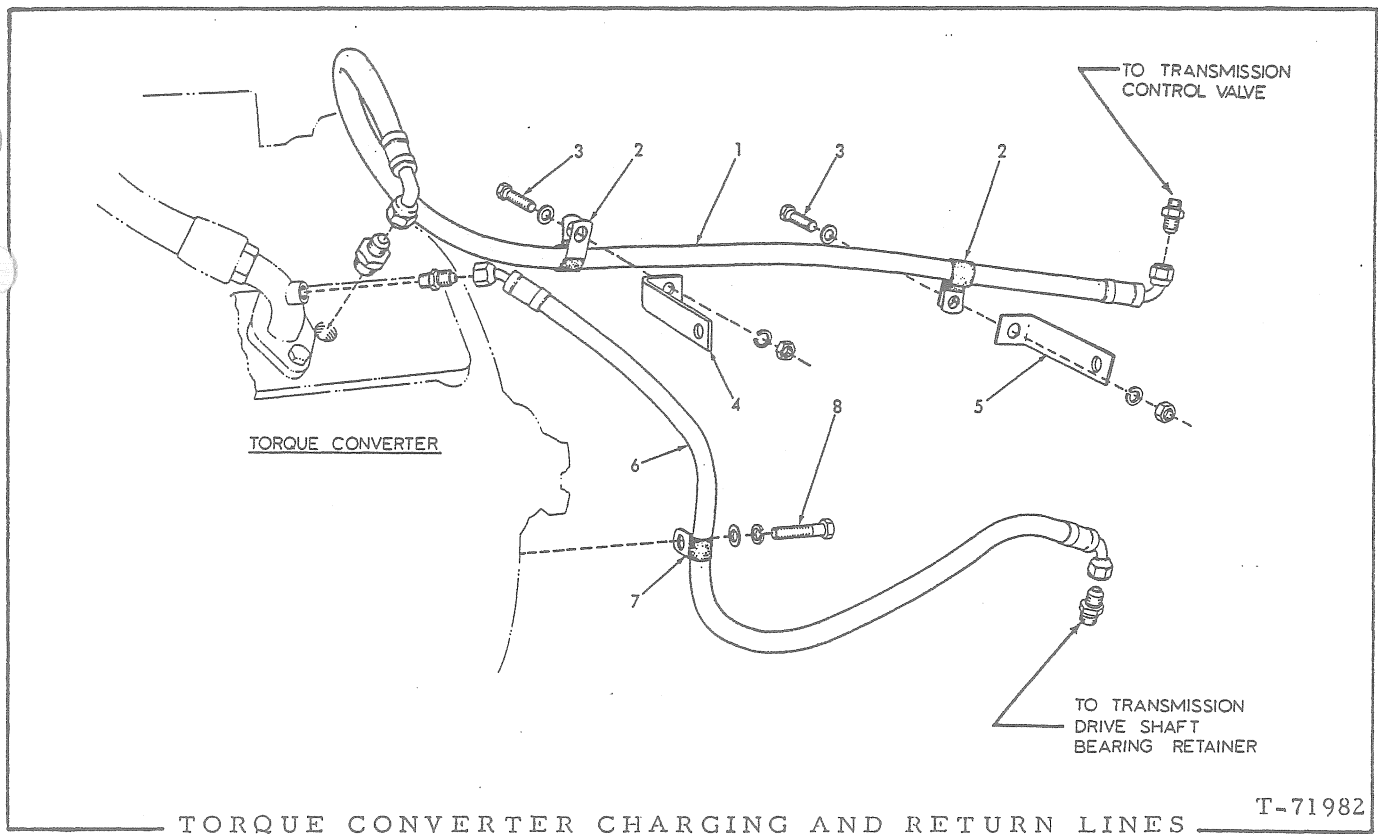
ITEM	PART NO.	QTY.	DESCRIPTION
1	70646323	1	HOSE, converter to filter (See HOSE PARTS)
	70919171	1	CONNECTOR, flare type, 1/4" tube, 1/8"NPT male
	70919140	1	CONNECTOR, flare type, 1/4" tube, 1/4"NPT male
2	70079044	1	FILTER ASSY., oil (Consists of items 3 thru 6)
3	70052702	1	SCREEN, filter

(Continued)

(Revised June 1979)

TORQUE CONVERTER CHARGING AND RETURN LINES (First type)(Continued)

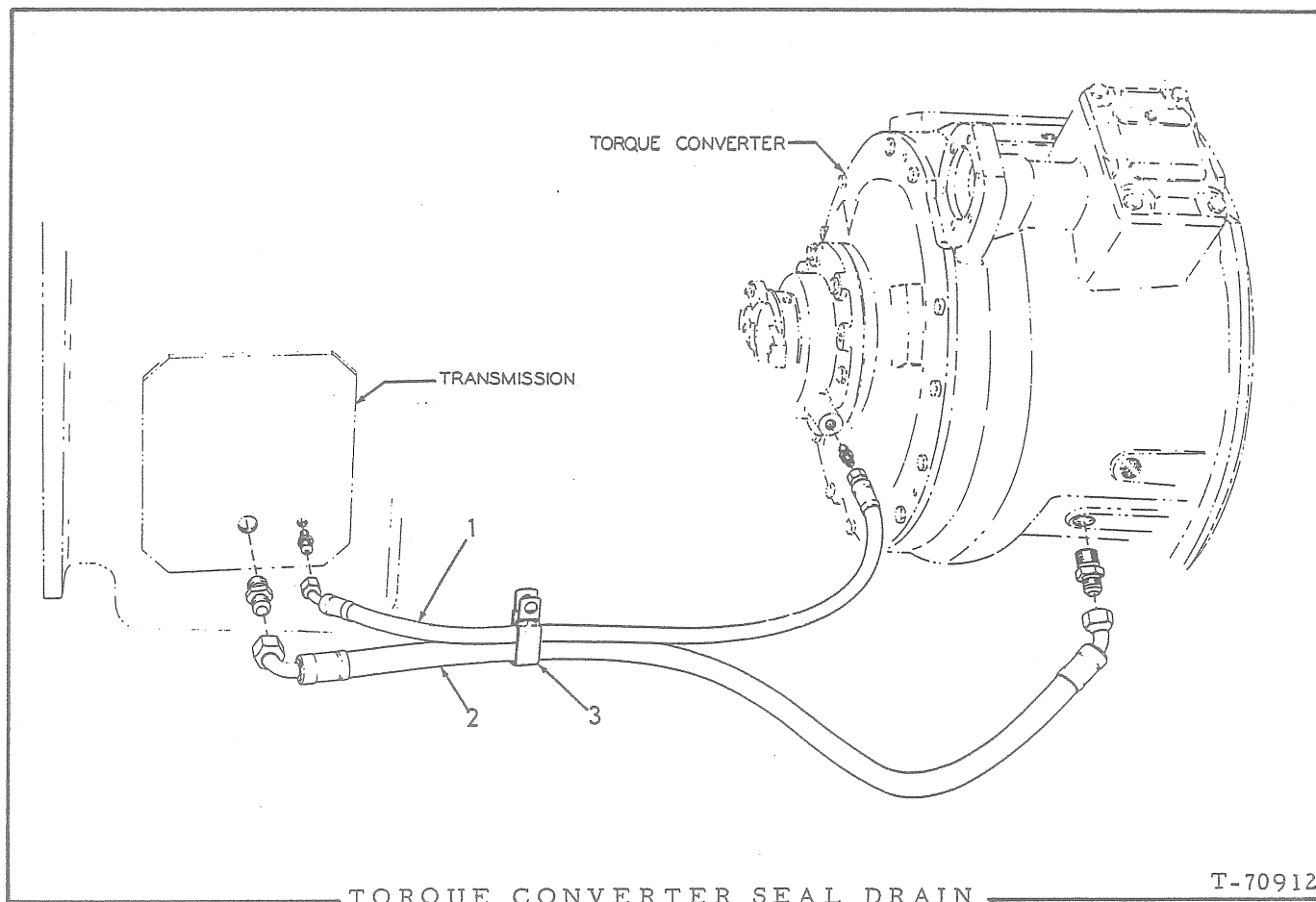
ITEM	PART NO.	QTY.	DESCRIPTION
4	70042744	1	GASKET, filter
5	70052701	1	BODY, filter
6	70079043	1	PLUG, filter restricting
7	70053096	1	CLIP, filter supporting
	70070960	1	CAPSCREW, 3/8"NC x 1-1/2"
	70904206	1	LOCKWASHER, 3/8"
	70044973	1	WASHER, plain
8	70644328	1	HOSE, filter to steering clutch housing (See HOSE PARTS)(Loaders prior to #24234)
	70919546	1	ELBOW, flare type, 90°, 1/4" tube, 1/4"NPT male
	70919140	1	CONNECTOR, flare type, 1/4" tube, 1/4"NPT male
	70647785	1	HOSE, filter to transmission drive shaft (See HOSE PARTS)(Loaders #24234 and up)
	70919546	1	ELBOW, flare type, 90°, 1/4" tube, 1/4"NPT male
	70919171	1	CONNECTOR, flare type, 1/4" tube, 1/8"NPT male
9	70646342	1	HOSE, torque converter charging (See HOSE PARTS)
	70919172	1	CONNECTOR, flare type, 3/8" tube, 3/8"NPT male
	70919072	1	CONNECTOR, flare type, 3/8" tube, 1/8"NPT male
10	70094422	2	CLIP, charging hose (5/8" diam.)(Used prior to loaders #24028)
	70621304	2	CLIP, charging hose (3/4" diam.)(Effective with loaders #24028)
11	70035167	2	CAPSCREW, 3/8"NF x 7/8"
	70911115	2	WASHER, plain, SAE, std., 3/8"
	70904206	2	LOCKWASHER, 3/8"
	70911041	2	NUT, 3/8"NF
12	70630171	1	ANGLE, hose supporting (Loaders prior to #24276)
	70650567	1	ANGLE, hose supporting (Loaders #24276 and up)
13	70628243	1	ANGLE, hose supporting (Used prior to loader #22728)
	70633496	1	ANGLE, hose supporting (Effective with loader #22728)
14	70094527	1	CLIP, return hose (1/2" diam., 13/32" bolt-hole) (Used prior to loader #24028)
	70632755	1	CLIP, return hose (1/2" diam., 17/32" bolt-hole) (Used on loader #24028 thru #24233)



T-71982

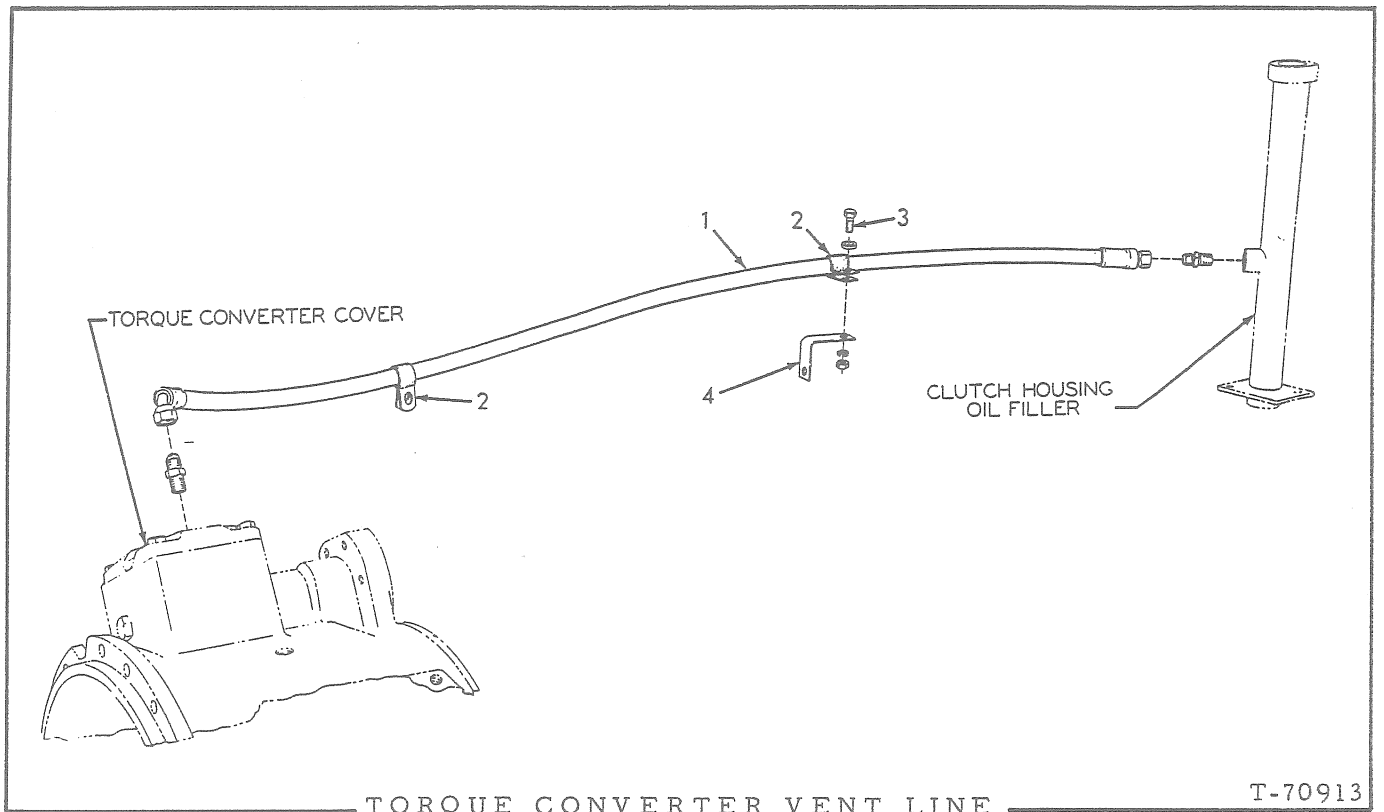
USAGE: Loaders serial No. 24394 and up

ITEM	PART NO.	QTY.	DESCRIPTION
1	70646342	1	HOSE, torque converter charging (See HOSE PARTS)
	70919172	1	CONNECTOR, flare type, 3/8" tube, 3/8"NPT male
	70919072	1	CONNECTOR, flare type, 3/8" tube, 1/8"NPT male
2	70621304	2	CLIP, charging hose
3	70035167	2	CAPSCREW, 3/8"NF x 7/8"
	70911115	2	WASHER, plain, SAE std., 3/8"
	70904206	2	LOCKWASHER, 3/8"
	70911041	2	NUT, 3/8"NF
	4	70650567	1
5	70633496	1	ANGLE, hose supporting, rear
6	70648894	1	HOSE, converter to transmission (See HOSE PARTS)
	70919171	2	CONNECTOR, flare type, 1/4" tube, 1/8"NPT male
7	70632755	1	CLIP, return hose
8	70070960	1	CAPSCREW, 3/8"NC x 1-1/2"
	70904206	1	LOCKWASHER, 3/8"
	70044973	1	WASHER, plain



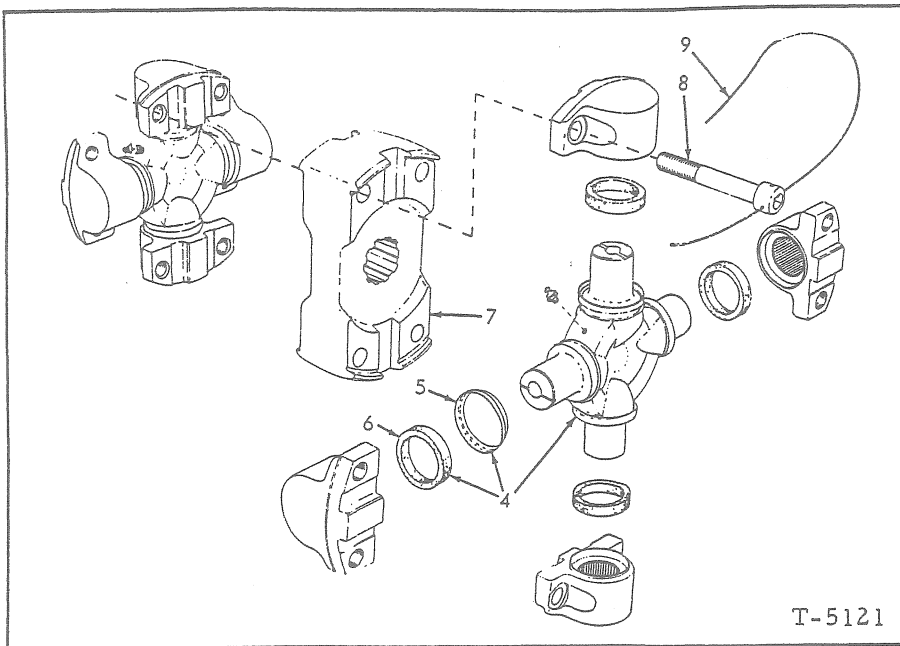
ITEM	PART NO.	QTY.	DESCRIPTION
1	70646324	1	HOSE, rear seal drain (See HOSE PARTS)
	70919140	1	CONNECTOR, flare type, 1/4" tube, 1/4"NPT male
	70919171	1	CONNECTOR, flare type, 1/4" tube, 1/8"NPT male
2	70646313	1	HOSE, front seal drain (See HOSE PARTS)
	70919205	1	CONNECTOR, flare type, 1/2" tube, 1/4"NPT male (Used prior to loader No. 22275, including Nos. 22279, 80, 81)
	70919128	1	CONNECTOR, flare type, 1/2" tube, 1/2"NPT male (Effective with loader No. 22275, excluding Nos. 22279, 80, 81)
	70919063	1	CONNECTOR, flare type, 1/2" tube, 3/8"NPT male
3	70630688	1	CLIP, hose supporting (Used prior to loader #24028)
	70646268	1	CLIP, hose supporting (Effective with loader #24028)

MEMO

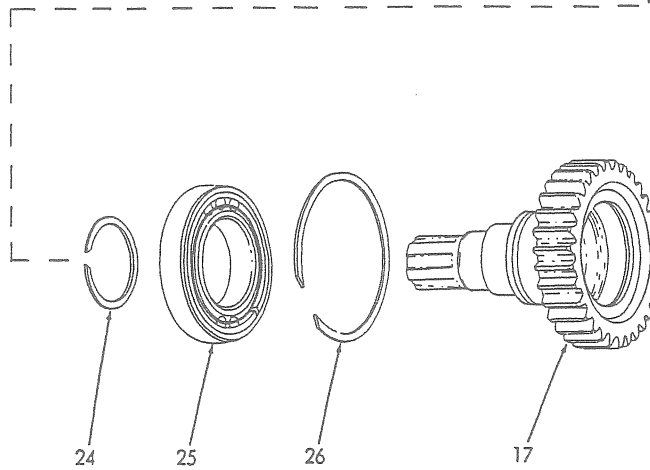
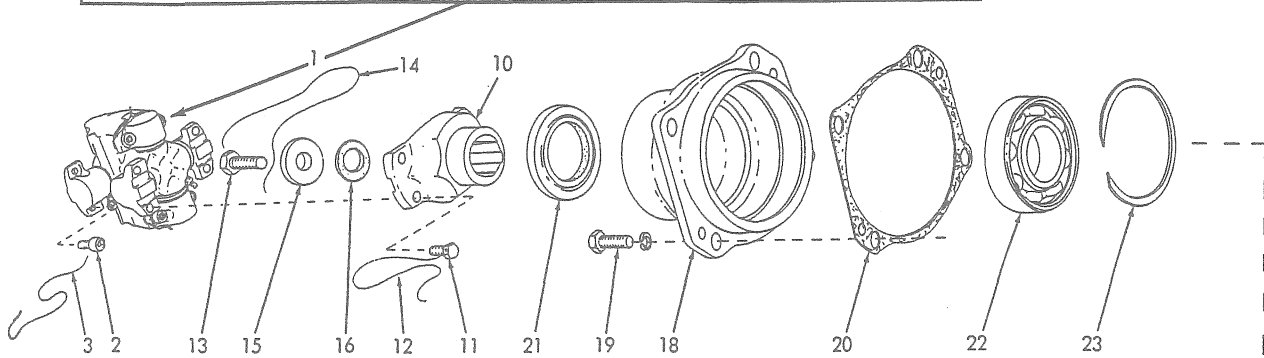


USAGE: Tractors serial No. 23236 and up

ITEM	PART NO.	QTY.	DESCRIPTION
1	70641734	1	HOSE ASSEMBLY (See HOSE PARTS)(Used prior to loader #24651)
	70650862	1	HOSE (See HOSE PARTS)(Effective with loader #24651)
	70919062	2	CONNECTOR, flare type, 1/2" tube, 3/8"NPT male
2	70094422	2	CLIP, vent hose (5/8" diam.)(Used prior to loader #24028)
	70621304	2	CLIP, vent hose (3/4" diam.)(Effective with loader #24028)
3	70035167	1	CAPSCREW, 3/8"NF x 7/8"
	70911115	1	WASHER, plain, SAE std., 3/8"
	70904206	1	LOCKWASHER, 3/8"
	70911041	1	NUT, 3/8"NF
4	70633497	1	ANGLE, hose supporting



T-5121



DRIVE SHAFT

T-38139

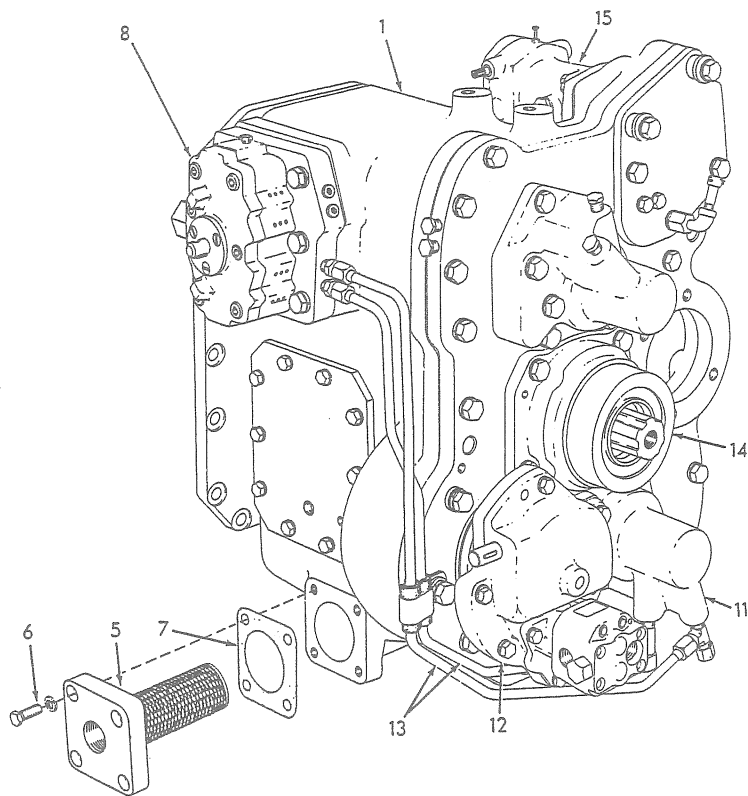
DRIVE SHAFT

*Original equipment

**Service replacement

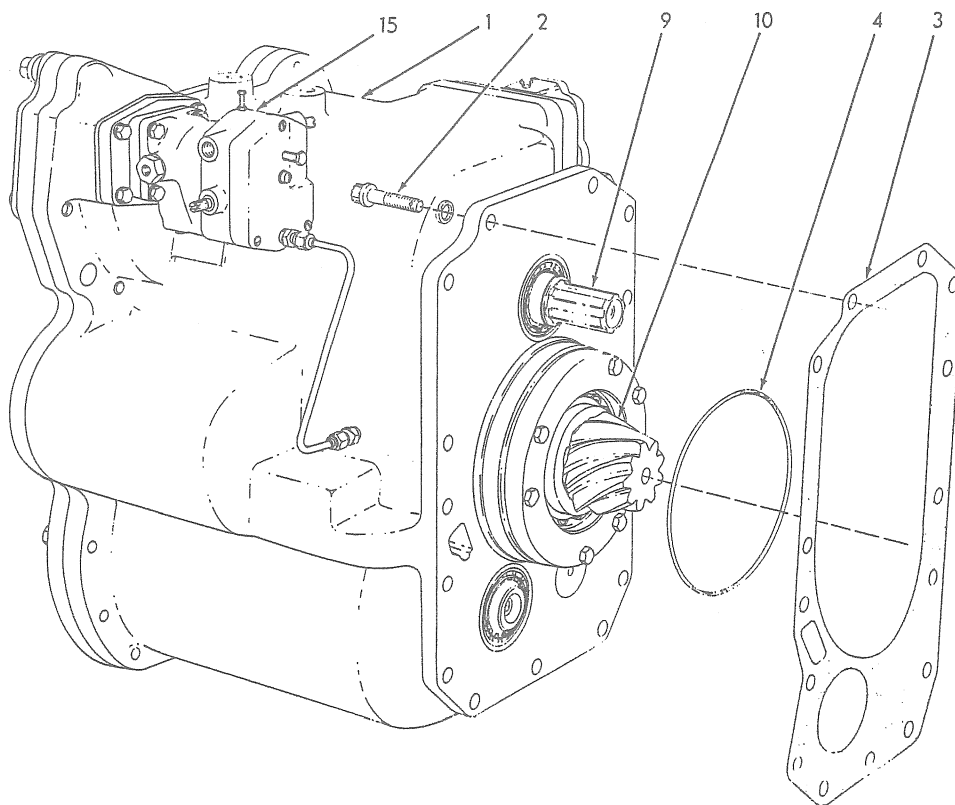
ITEM	PART NO.	QTY.		DESCRIPTION
		*	**	
1	70620777	1	-	JOINT ASSY., universal (Includes items 4 thru 9)
	70680999	-	1	JOINT ASSY., universal (Includes items 4, 7 and 8)
2	70918419	4	4	CAPSCREW, retaining universal joint 3/8"NF x 7/8"
3	70023756	1	-	WIRE, locking, 1/16" x 26" (Early units)
4	70086752	2	-	SPIDER ASSY. (Includes bearings, items 5 and 6 and Fitting indented below)(Service only as a unit)
	70680998	-	2	SPIDER ASSY. (Includes bearings)(Service only as a unit)
	70912808	2	-	FITTING, lubricating, straight, 1/4"NF
5	70059873	8	-	SHIELD, dust
6	70074661	8	-	WASHER, sealing (cork)
7	70076459	1	1	PLATE, coupling
8	70927358	4	4	CAPSCREW, coupling, 3/8"NF x 2-1/4"
9	70023756	1	-	WIRE, locking, 1/16" x 26" (Early units)
10	70628448	1	1	YOKE, rear
11	70927354	4	4	CAPSCREW, 3/8"NF x 7/8"
12	70023633	2	-	WIRE, locking, 1/16" x 12" (Early units)
13	70070162	1	1	CAPSCREW, yoke retaining
14	70023633	1	1	WIRE, locking, 1/16" x 12"
15	70050547	1	1	WASHER, rear yoke
16	70050548	1	1	SEAL, rear yoke (rubber)
17	70647938	1	1	SHAFT, transmission input
18	70624454	1	-	RETAINER, input shaft bearing (Loaders prior to #23003)
	70647927	1	-	RETAINER, input shaft bearing (Loaders #23003 and up)
	70661624	-	1	RETAINER, input shaft bearing
	70919139	-	1	PLUG, pipe, hex-hd., 1/8"NPT
19	70614478	4	4	CAPSCREW, 1/2"NF x 1-3/8"
	70904208	4	4	LOCKWASHER, 1/2"
20	70624692	1	-	GASKET, bearing retainer (Used prior to loader #23003)
	70633472	1	1	GASKET, bearing retainer (Effective with loader #23003)
21	70624653	1	1	SEAL, transmission input shaft
22	70624652	1	1	BEARING, ball, transmission input shaft front
23	70624689	1	1	RING, snap, front bearing
24	70624688	1	1	RING, snap, input shaft
25	70624445	1	1	BEARING, roller, transmission input shaft, rear
26	70624687	1	1	RING, snap, rear bearing

(Revised June 1979)



RIGHT FRONT VIEW

T-70917



LEFT REAR VIEW

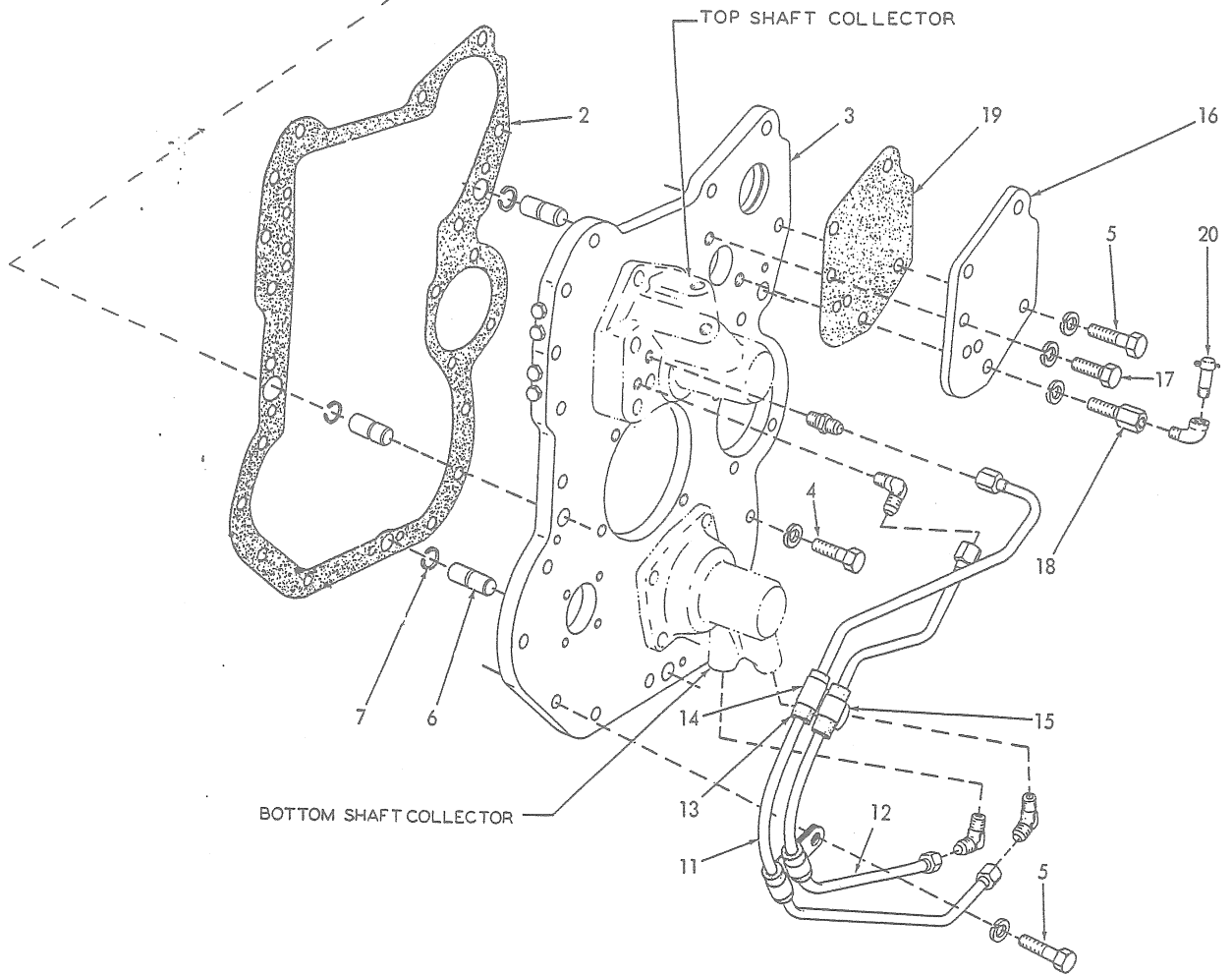
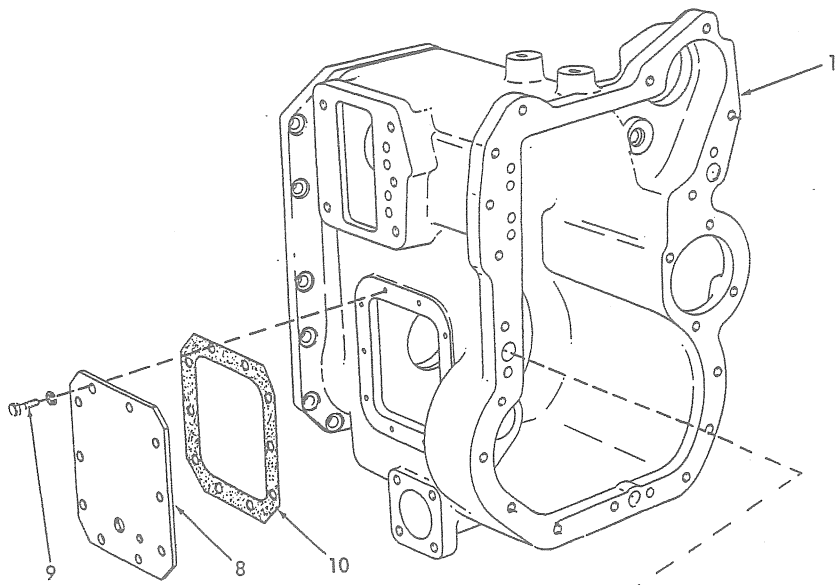
T-71204

TRANSMISSION

TRANSMISSION

* Loaders prior to serial No. 23003
 ** Loaders serial No. 23003 and up

ITEM	PART NO.	QTY.	DESCRIPTION
			<u>NOTE:</u> Each Transmission Assembly listed below includes items 4 thru 7
1	70624750	1	- TRANSMISSION ASSEMBLY (Includes GROUND SPEED GOVERNOR and PUSH-START HYDRAULICS)
	70650516	- 1	TRANSMISSION ASSEMBLY (Tractors without GROUND SPEED GOVERNOR or PUSH-START HYDRAULICS)
	70650542	- 1	TRANSMISSION ASSEMBLY (Tractors with special GROUND SPEED GOVERNOR only)
	70650559	- 1	TRANSMISSION ASSEMBLY (Tractors with special PUSH-START HYDRAULICS only)
	70650554	- 1	TRANSMISSION ASSEMBLY (Tractors with both GROUND SPEED GOVERNOR and PUSH-START HYDRAULICS)
2	70095779	15	- CAPSCREW, Nylok, 1/2"NC x 1-1/2"
	70648847	- 15	SCREW, 12-point, Nylok, 1/2"NC x 1-1/2"
	70904208	15 15	LOCKWASHER, 1/2"
3	70638194	1 1	GASKET, case to steering clutch housing
4	70924166	1 1	O-RING, transmission sealing
5	70624275	1 1	SCREEN, oil
6	70035190	4 4	CAPSCREW, 1/2"NC x 1-1/2"
	70904208	4 4	LOCKWASHER, 1/2"
7	70624694	1 1	GASKET, oil screen
8	-----	- -	VALVE, control (See SPEED SHIFT)
9	-----	- -	See TRANSMISSION TOP SHAFT
10	-----	- -	See TRANSMISSION PINION SHAFT
11	-----	- -	See TRANSMISSION BOTTOM SHAFT
12	-----	- -	See PUSH-START HYDRAULICS
13	-----	- -	OIL LINES (See TRANSMISSION CASE AND COVERS)
14	-----	- -	See DRIVE SHAFT
15	-----	- -	See GROUND SPEED GOVERNOR



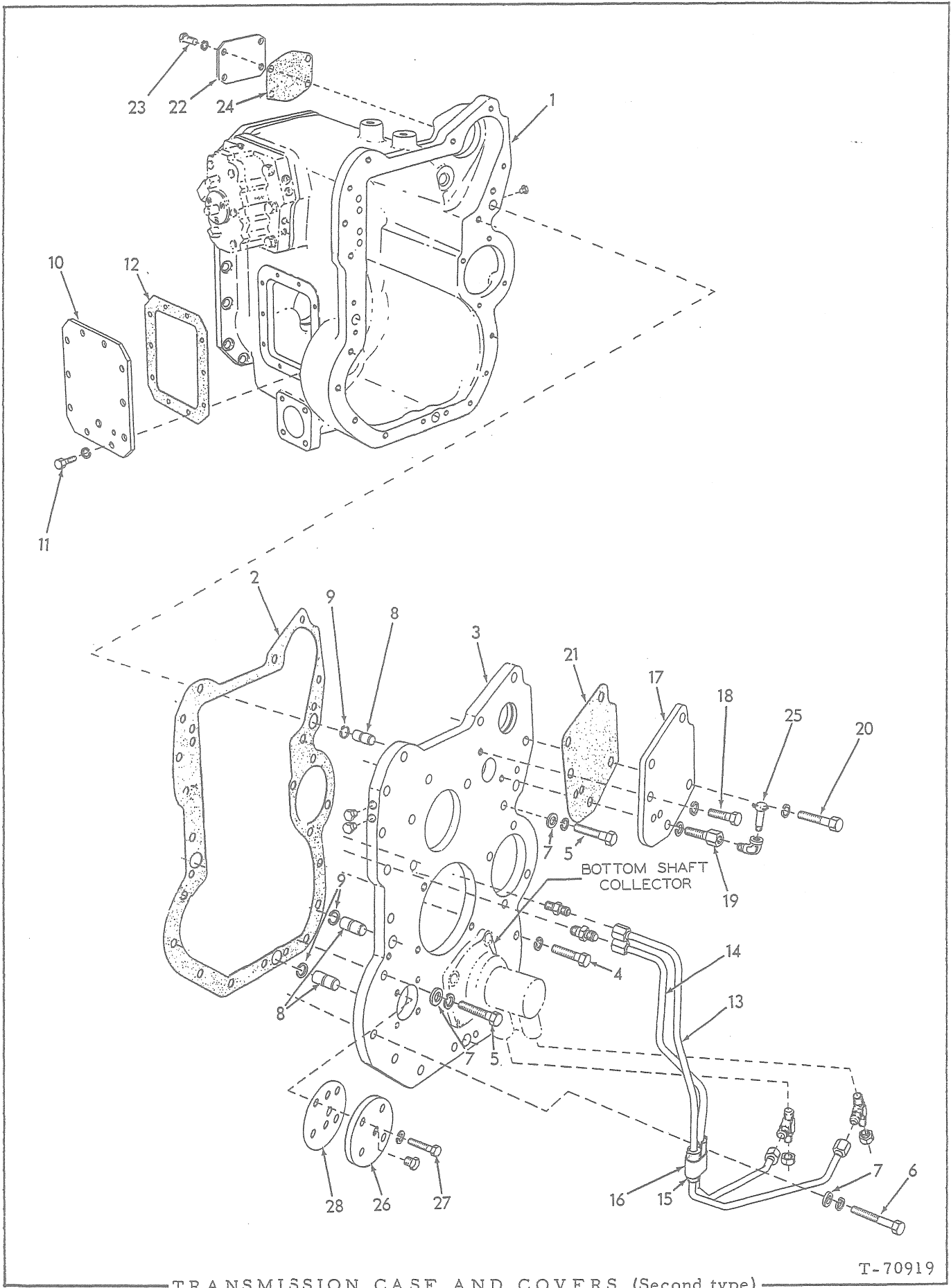
TRANSMISSION CASE AND COVERS (First type)

T-70918

TRANSMISSION CASE AND COVERS

USAGE: Tractors prior to serial No. 23003

ITEM	PART NO.	QTY.	DESCRIPTION
1	70627251	1	CASE, transmission
2	70624813	1	GASKET, front cover
3	70631123	1	COVER, front (If for loaders prior to #22227 also order 099549 SETSCREW and install per Sketch S-3286)
	70919840	4	PLUG, pipe, hex-hd., 1/4"NPT
4	70035236	11	CAPSCREW, 1/2"NC x 1-3/4"
5	70921556	3	CAPSCREW, 1/2"NC x 2"
	70904208	14	LOCKWASHER, 1/2"
6	70624695	3	PIN, dowel, front cover
7	70623804	3	RING, snap, pin retaining
8	70641655	1	COVER, side
9	70035439	10	CAPSCREW, 3/8"NC x 1"
	70904206	10	LOCKWASHER, 3/8"
10	70624693	1	GASKET, side cover
11	70628143	1	TUBE ASSEMBLY, oil jumper, outer (Includes nuts)
	70919062	1	CONNECTOR, flare type, 3/8" tube, 1/4"NPT male
	70919135	1	ELBOW, flare type, 3/8" tube, 1/4"NPT male
12	70628144	1	TUBE ASSEMBLY, oil jumper, inner (Includes nuts)
	70919135	2	ELBOW, flare type, 3/8" tube, 1/4"NPT male
13	70093751	4	BOOT, tube protecting
14	70092007	2	CLIP, tube supporting (large)
15	70603830	2	CLIP, tube supporting (small)
16	70627364	1	PLATE, closure, governor drive
17	70070469	1	CAPSCREW, 1/2"NF x 1-1/4"
18	70630756	1	CAPSCREW, 1/2"NF x 1-1/4" (drilled for breather)
	70904208	2	LOCKWASHER, 1/2"
19	70627365	1	GASKET, closure plate
20	70051447	1	BREATHER ASSEMBLY (Serviced only as a unit)
	70907059	1	ELBOW, street, 90°, 1/8"NPT



TRANSMISSION CASE AND COVERS (Second type)

T-70919

TRANSMISSION CASE AND COVERS

USAGE: Loaders serial No. 23003 and up

ITEM	PART NO.	QTY.	DESCRIPTION
1	70650450	1	CASE, transmission
	70919840	1	PLUG, pipe, hex-hd., 1/4"NPT (Not for units with Ground Speed Governor)
2	70633177	1	GASKET, front cover
3	70633169	1	COVER, front
	70919840	2	PLUG, pipe, hex-hd., 1/4"NPT
4	70035236	10	CAPSCREW, 1/2"NC x 1-3/4" (2 less used on units with PUSH-START HYDRAULICS)
5	70921556	2	CAPSCREW, 1/2"NC x 2"
6	70035712	1	CAPSCREW, 1/2"NC x 2-1/4"
7	70099376	3	WASHER, plain
	70904208	13	LOCKWASHER, 1/2"
8	70624695	3	PIN, dowel, front cover
9	70623804	3	RING, snap, pin retaining
10	70641655	1	COVER, side
11	70035439	10	CAPSCREW, 3/8"NC x 1"
	70904206	10	LOCKWASHER, 3/8"
12	70624693	1	GASKET, side cover
13	70633689	1	TUBE ASSEMBLY, oil jumper, outer (Includes nuts)
	70919062	1	CONNECTOR, flare type, 3/8" tube, 1/4"NPT male
	70919483	1	TEE, flare type, 3/8" tube, 1/4"NPT male end
	70919552	1	CAP, flare type, 3/8" tube
14	70633688	1	TUBE ASSEMBLY, oil jumper, inner (Includes nuts)
	70919062	1	CONNECTOR, flare type, 3/8" tube, 1/4"NPT male
	70919483	1	TEE, flare type, 3/8" tube, 1/4"NPT male end
	70919552	1	CAP, flare type, 3/8" tube
15	70093751	2	BOOT, tube protecting
16	70632785	1	CLIP, tube supporting
17	70633834	1	PLATE, closure, governor drive (For units without Ground Speed Governor)
	70627364	1	PLATE, closure, governor drive (For units with Ground Speed Governor)
18	70070469	1	CAPSCREW, 1/2"NF x 1-1/4"
19	70630756	1	CAPSCREW, 1/2"NF x 1-1/4" (drilled for breather)
20	70921556	1	CAPSCREW, 1/2"NC x 2"
	70904208	3	LOCKWASHER, 1/2"
21	70627365	1	GASKET, closure plate
22	70633846	1	PLATE, cover, governor mounting hole
23	70054130	4	CAPSCREW, 5/16"NC x 7/8"
	70904205	4	LOCKWASHER, 5/16"
24	70633847	1	GASKET, governor mounting hole plate

For units without Ground Speed Governor

(Continued)

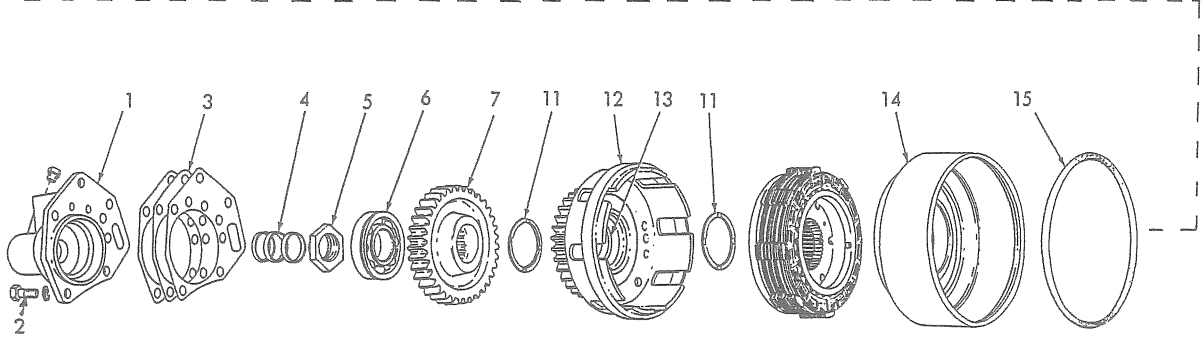
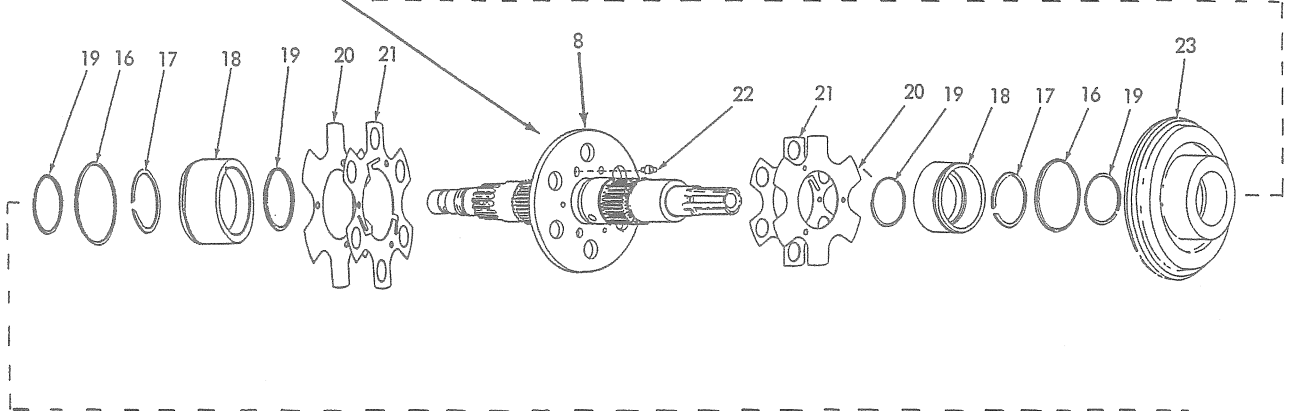
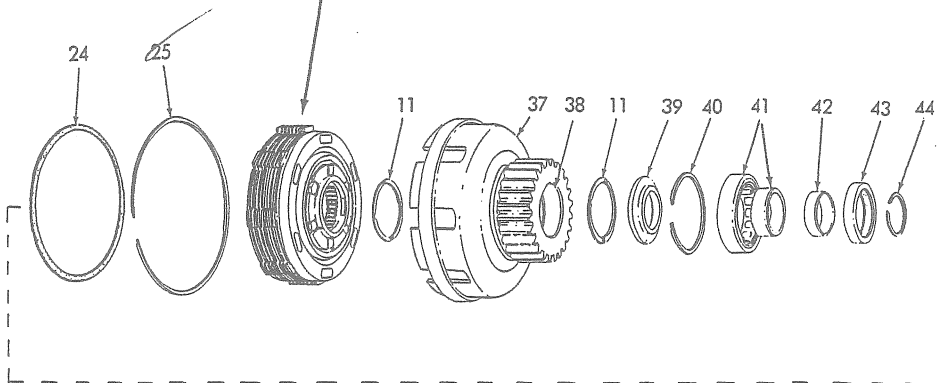
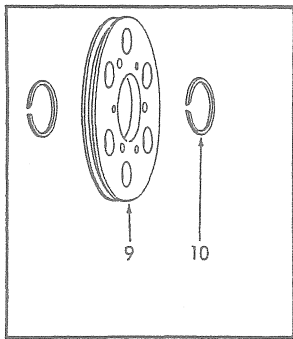
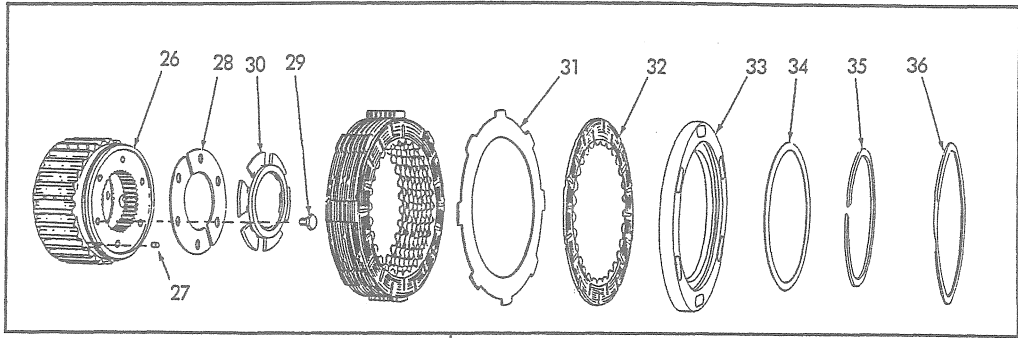
TRANSMISSION CASE AND COVERS (Continued)

ITEM	PART NO.	QTY.	DESCRIPTION	
25	70051447	1	BREATHER ASSEMBLY (Serviced only as a unit)	
	70907059	1	ELBOW, street, 90°, 1/8"NPT	
26	70645904	1	COVER, high speed reverse shaft (Not used on units equipped with PUSH-START HYDRAULICS)	
27	70919840	1	PLUG, pipe, hex-hd., 1/4"NPT	
	70036039	4	CAPSCREW, 3/8"NF x 1-3/8"	
	70904206	4	LOCKWASHER, 3/8"	
28	70627372	2	SHIM, reverse shaft bearing adjustment (.005" thick)	} Use as required
	70627373	2	SHIM, reverse shaft bearing adjustment (.007" thick)	
	70627374	7	SHIM, reverse shaft bearing adjustment (.010" thick)	

MEMO

146A

(Added June 1979)



TRANSMISSION TOP SHAFT

T-70923

(Added June 1979)

TRANSMISSION TOP SHAFT

ITEM	PART NO.	QTY.	DESCRIPTION	
-	70624261	1	CLUTCH AND SHAFT ASSY. (Loaders prior to #25130)(Order Shaft Assy. 70693533 and nut 70661298)	} Includes items 8 thru 22 and items 25 thru 40
-	70661929	1	CLUTCH AND SHAFT ASSY. (Loaders #21353 and up)(Order Shaft Assy. 70693533)	
-	70693533	1	CLUTCH AND SHAFT ASSY. (Service replacement) (Includes items 8 thru 40)	
1	-----	1	COLLECTOR, oil (Used prior to loader #22227)(Order 1 each Collector 70631122, Washer 70618724, Capscrew 70035892 and rework front cover per Sketch S-3335)	
	70631122	1	COLLECTOR, oil (Used on loader #22227 thru #23002)	
	70632907	1	COLLECTOR, oil (Effective with loader #23003 and up)	
	70919840	2	PLUG, pipe, hex-hd., 1/4"NPT	
2	70614478	4	CAPSCREW, 1/2"NF x 1-3/8"	
	70035892	2	CAPSCREW, 1/2"NF x 2-1/2" (One additional used on loaders #22227 thru 23002)	
	70904208	6	LOCKWASHER, 1/2"	
	70618724	1	WASHER, copper (Used on loaders #22227 thru #23002)	
3	70624713	9	SHIM, oil collector (.003" thick. Use as required)	
4	70624691	3	SEAL, oil	
5	70079234	1	NUT, bearing retaining (crimp Lock)(Loaders prior to #25130)	
	70661298	1	NUT, bearing retaining (elastic stop)(Loaders #25130 and up)	
6	70090645	1	BEARING, ball, front	
7	70624676	1	GEAR, high speed (35 teeth)	
8	70624254	4	WASHER, thrust	
9	70624256	1	GEAR AND DRUM ASSY., high speed (Includes item 10)	
10	70648363	1	BUSHING, high speed gear	
11	70624240	1	HOUSING, piston	
12	70624238	1	□ O-RING, top shaft separator plate	
13	70624232	4	□ RING, sealing, top shaft	
14	70624242	2	□ RING, sealing, accelerating piston	
15	70624231	2	RING, snap, piston retaining	
16	70624241	2	PISTON, accelerating (Loaders prior to #25130)	
	70661502	2	PISTON, accelerating (Loaders #25130 and up)	
	70693537	2	PISTON, accelerating (Service replacement)	
17	70624234	2	DISC, valve	
18	70651641	2	DISC, backing (Original equipment)	
	70693538	2	DISC, backing (Used with items 23 and 24)	

(Continued)

(Revised June 1979)

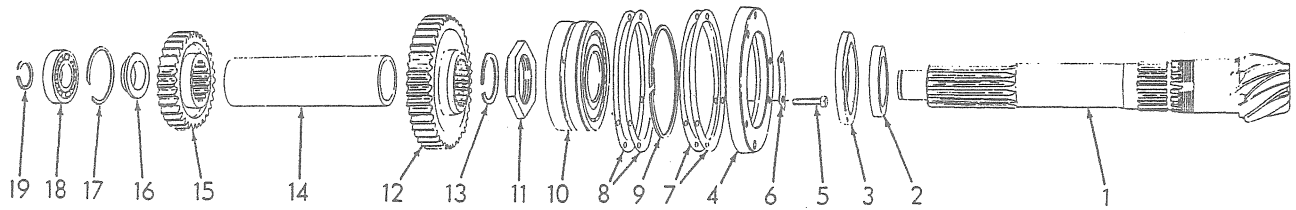
TRANSMISSION TOP SHAFT (Continued)

ITEM	PART NO.	QTY.	DESCRIPTION
19	70651647	1	SHAFT ASSY., top (Includes item 20 and 21)(Loaders prior to #25130)(If for Tractors prior to #24502 also order 2 Discs 70651641 and 3 Pins 70651639)
	70661924	1	SHAFT ASSY., top (Includes items 20 and 21)(Loader #25130 and up)
	70693534	1	SHAFT ASSY., top (Includes items 20 and 21) (Service replacement)(Also order 2 piston 70693537, 18 plate 70693536, 2 disc 70693538, 6 spring 70687249, and 6 spring 70687251)
20	70647269	1	PLATE ASSY. (Includes 2 pins)(Used prior to loader #24502)
	70651643	1	PLATE (Loader #24502 and up)
	70693539	1	PLATE (Service replacement)(Also order 2 piston 70693537, 18 plate 70693536, 2 disc 70693538, 6 spring 70687249 and 6 spring 70687251)
21	70624231	2	RING, snap, plate retaining
22	70624237	3	PIN, valve actuating (straight type)(Used prior to loader #24502)
	70651639	3	PIN, valve actuating (step type)(Effective with loader #24502 and up)
23	70687249	6	SPRING, (3/8" O.D.)
24	70687251	6	SPRING, (1/4" O.D.)
25	70624233	1	PISTON, clutch actuating
26	70624236	1	□RING, sealing, actuating piston
27	70624235	1	RING, snap, actuating piston housing
28	70667387	2	HUB ASSY., clutch (Serviced only as a unit)(Original equipment)
	70677710	2	HUB ASSY., clutch (Service only as a unit)
29	70624249	2	PIN, locking, back plate (Used with shaft 70624261 and 70661929)
30	70624252	4	RETAINER, clutch hub
31	70624251	4	BOLT
32	70669153	2	SPACER, clutch hub
33	70624245	16	PLATE, friction (steel)
34	70693536	18	PLATE, friction (bronze)
35	70624246	2	PLATE, back, clutch hub (Used with shaft 70624261 and 70661929)
	70677709	2	PLATE, back, clutch hub (Used with shaft assy., 70693533)
36	70624247	2	RETAINER, locking pin (Used with shaft 70624261 and 70661929)
37	70624248	2	RING, snap, clutch hub (Used with shaft 70624261 and 70661929)
	70927667	2	RING, snap, clutch hub (Used with shaft 70693533)
38	70624250	2	RING, snap, back plate (Used with shaft 70624261 and 70661929)
	70927666	2	RING, snap, back plate (Used with shaft 70693533)
39	70624255	1	GEAR AND DRUM ASSY., low speed (Includes item 40)
40	70648362	1	BUSHING, low speed gear
41	70624446	1	WASHER, thrust, rear bearing

(Continued)

TRANSMISSION TOP SHAFT (Continued)

ITEM	PART NO.	QTY.	DESCRIPTION
42	70624690	1	RING, snap, bearing retaining
43	70624654	1	BEARING, roller, rear
44	70624748	1	SPACER, rear bearing
45	70624650	1	SEAL, oil
46	70051344	1	RING, snap, top shaft, rear
47	70642894	-	RING KIT (Includes full set for top shaft; items 12, 13, 14 and 26)(Not illustrated)



TRANSMISSION PINION SHAFT

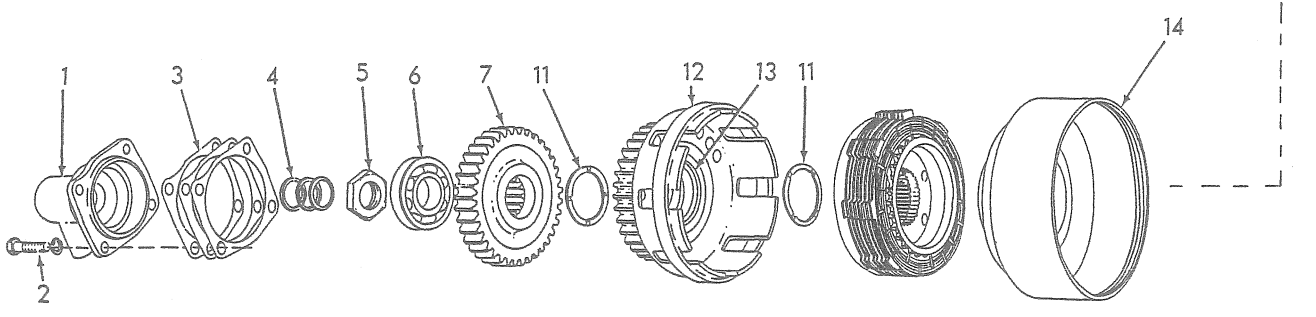
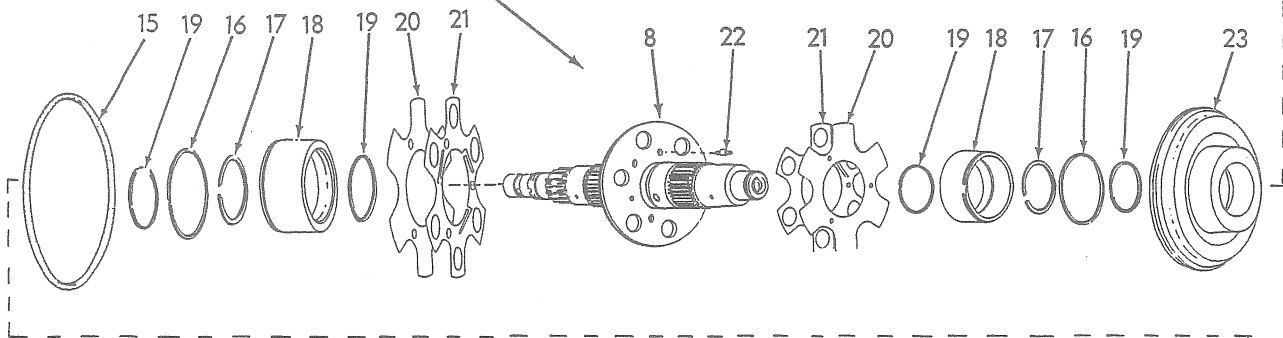
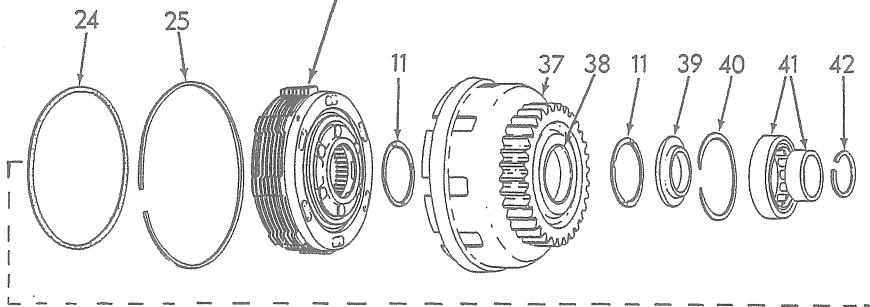
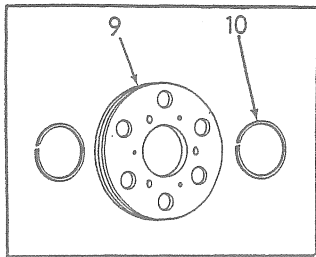
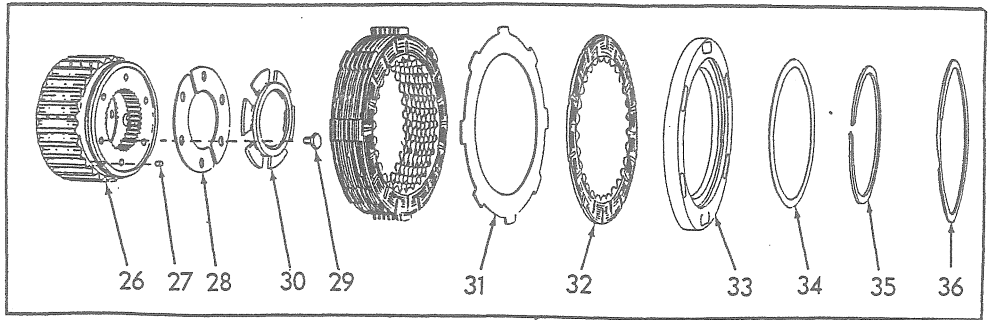
T-38141

ITEM	PART NO.	QTY.	DESCRIPTION
1	70624560	1	PINION, bevel (9 teeth)
2	70624782	1	SPACER, rear bearing
3	70648620	1	SEAL, rear bearing retainer
4	70624774	1	RETAINER, rear bearing
5	70070960	6	CAPSCREW, 3/8"NC x 1-1/2"
6	70628018	3	STRIP, capscrew locking
7	70624775	3	SHIM, bearing retainer (.005" thick. Use as req'd)
	70624776	3	SHIM, bearing retainer (.007" thick. Use as req'd)
8	70624777	2	SHIM, pinion adjustment (.005" thick. Use as req'd)
	70624778	2	SHIM, pinion adjustment (.007" thick. Use as req'd)
	70624779	3	SHIM, pinion adjustment (.010" thick. Use as req'd)
9	70627239	1	RING, snap, rear bearing
10	70624649	1	BEARING, roller, rear
11	70624781	1	NUT, bearing retaining
12	70624675	1	GEAR, low speed (42 teeth)
13	70624783	1	RING, snap, low speed gear
14	70624452	1	SLEEVE, gear spacing
15	70624741	1	GEAR, high speed (31 teeth)
16	70624784	1	WASHER, gear retaining
17	70624690	1	RING, snap, front bearing
18	70624654	1	BEARING, roller, front
19	70051344	1	RING, snap, bevel pinion

TRANSMISSION BOTTOM SHAFT

ITEM	PART NO.	QTY.	DESCRIPTION	
-	70624262	1	CLUTCH AND SHAFT ASSY. (Used prior to loader #23003)	} Includes items 8 thru 22 and items 25 thru 40
-	70633238	1	CLUTCH AND SHAFT ASSY. (Loader #23003 thru #25129)(Order shaft assy., 70693352 and 1 nut 70661298)	
-	70661999	1	CLUTCH AND SHAFT ASSY. (Loader #25130 and up)(Order shaft assy., 70693352)	
-	70693532	1	CLUTCH AND SHAFT ASSY. (Service replacement) (Includes items 8 thru 40)	
1	70624773	1	COLLECTOR, oil	
2	70614478	4	CAPSCREW, 1/2"NF x 1-3/8"	
	70904208	4	LOCKWASHER, 1/2"	
3	70624712	9	SHIM, oil collector (.003" thick. Use as required)	
4	70624691	3	SEAL, oil	
5	70079234	1	NUT, bearing retaining (crimp lock)(Loaders prior to #25310)	
	70661298	1	NUT, bearing retaining (elastic stop)(Loaders #25310 and up)	
6	70090645	1	BEARING, ball, front	
7	70624677	1	GEAR, high speed reverse (37 teeth)	
8	70624254	4	WASHER, thrust	
9	70624260	1	GEAR AND DRUM ASSY., high speed reverse (26 teeth. Includes item 10)(Used prior to loader #23003)	
	70633237	1	GEAR AND DRUM ASSY., high speed reverse (32 teeth. Includes item 10).(Effective with loader #23003)	
10	70648363	1	BUSHING, high speed reverse gear	
11	70624240	1	HOUSING, piston	
12	70624238	1	□O-RING, bottom shaft separator plate	
13	70624232	4	□RING, sealing	
14	70624242	2	□RING, sealing, accelerating piston	
15	70624231	2	RING, snap, piston retaining	
16	70624241	2	PISTON, accelerating (Loaders prior to #25130)	
	70661502	2	PISTON, accelerating (Loader #25130 and up)	
	70693537	2	PISTON, accelerating (Used with shaft 70693532)	
17	70624234	2	DISC, valve	
18	70651641	2	DISC, backing (Used with shaft 70624262, 70633238 and 70661999)	
	70693538	2	DISC, backing (Used with shaft 70693532)	
19	70651646	1	SHAFT ASSY., bottom (Includes item 20 and 21) (Loaders prior to #25130. If for loaders prior to #24502 also order 2 discs 70651641 and 3 Pins 70651639)	
	70661998	1	SHAFT ASSY., bottom (Includes items 20 and 21) (Loader #25310 and up)	
	70693535	1	SHAFT ASSY., bottom (Includes items 20 and 21) (Service replacement)	

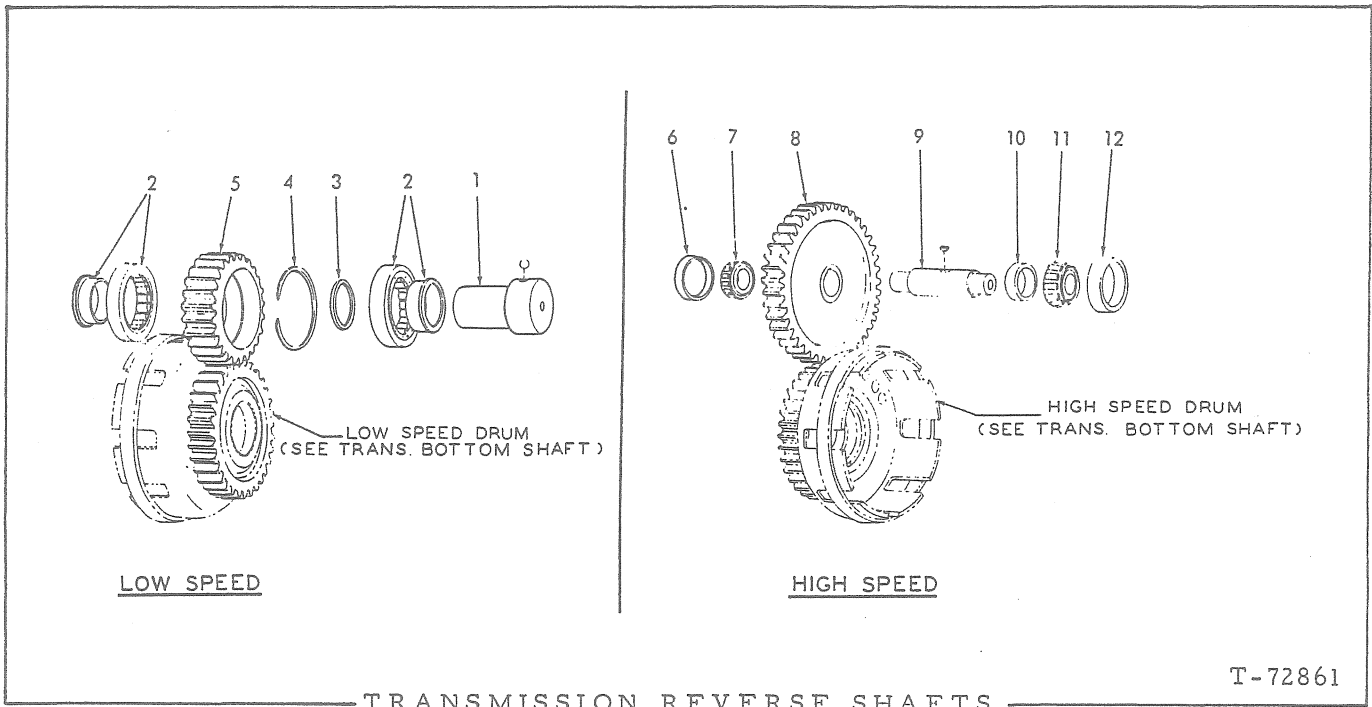
(Continued)



TRANSMISSION BOTTOM SHAFT

TRANSMISSION BOTTOM SHAFT (Continued)

ITEM	PART NO.	QTY.	DESCRIPTION
20	70651643	1	PLATE (Used with shaft 70624262, 70633238 and 70661999)(Also order 3 pin 70651639 and 2 disc 70651641)
	70693539	1	PLATE (Service replacement)(Use with shaft 70693532)
21	70624231	2	RING, snap, plate retaining
22	70624237	3	PIN, valve actuating (straight type)(Loaders prior to #24507)
	70651639	3	PIN, valve actuating (step type)(Loader #24502 and up)
23	70687249	6	SPRING (3/8" O.D.)
24	70687251	6	SPRING (1/4" O.D.)
25	70624233	1	PISTON, clutch actuating
26	70624236	1	□ RING, sealing, actuating piston
27	70624235	1	RING, snap, actuating piston housing
28	70667387	1	HUB ASSY., clutch (Service only as a unit)(Loaders prior to unit #23314)(Used with shaft 70624262, 70633238 and 70661999)
	70677710	1	HUB ASSY., clutch (Service only as a unit)(Service replacement)(Used with shaft 70693532)
29	70624249	2	PIN, locking, back plate (Used with shaft 70624262, 70633238, and 70661999)
30	70624252	4	RETAINER, clutch hub
31	70624251	4	BOLT
32	70624257	2	SPACER, clutch hub
33	70624245	16	PLATE, friction (steel)
34	70693536	18	PLATE, friction (bronze)
35	70677709	2	PLATE, back (Also order 1 hub 70677710, 1 ring 70927666, 1 ring 70927667)
36	70624247	2	RETAINER, locking pin (Used with shaft 70624262, 70633238 and 70661999)
37	70624248	2	RING, snap, clutch hub (Used with shaft 70624262, 70633238 and 70661999)
	70927667	2	RING, snap, clutch hub (Used with shaft 70693532)
38	70624250	2	RING, snap, back plate (Used with shaft 70624262, 70633238 and 70661999)
	70927666	2	RING, snap, back plate (Used with shaft 70693532)
39	70624259	1	GEAR AND DRUM ASSY., low speed reverse (Includes item 40)
40	70648362	1	BUSHING, low speed reverse gear
41	70624446	1	WASHER, thrust, rear bearing
42	70624690	1	RING, snap, bearing retaining
43	70624654	1	BEARING, roller, rear
44	70051344	1	RING, snap, bottom shaft, rear
45	70642894	-	RING KIT (Includes full set for bottom shaft; items 12, 13, 14 and 26)(Not illustrated)



TRANSMISSION REVERSE SHAFTS

T-72861

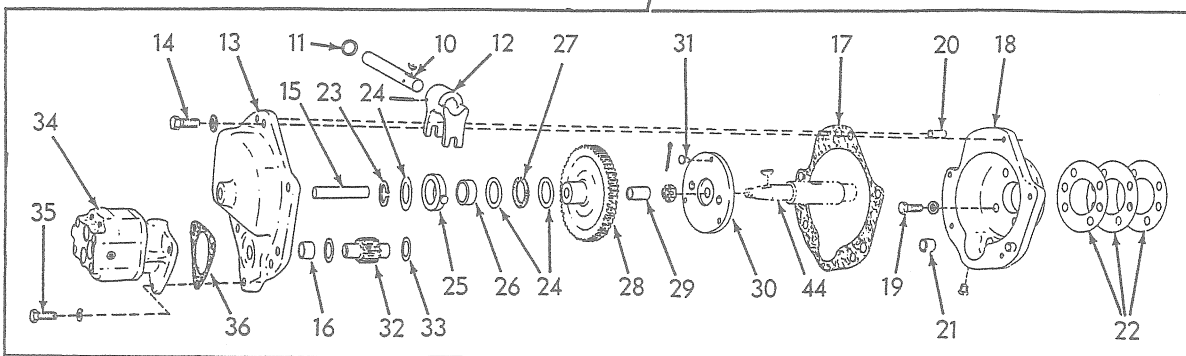
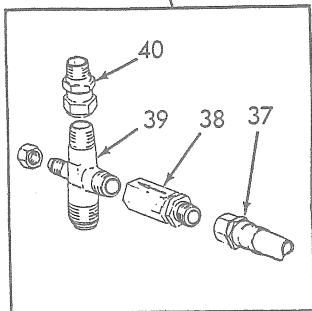
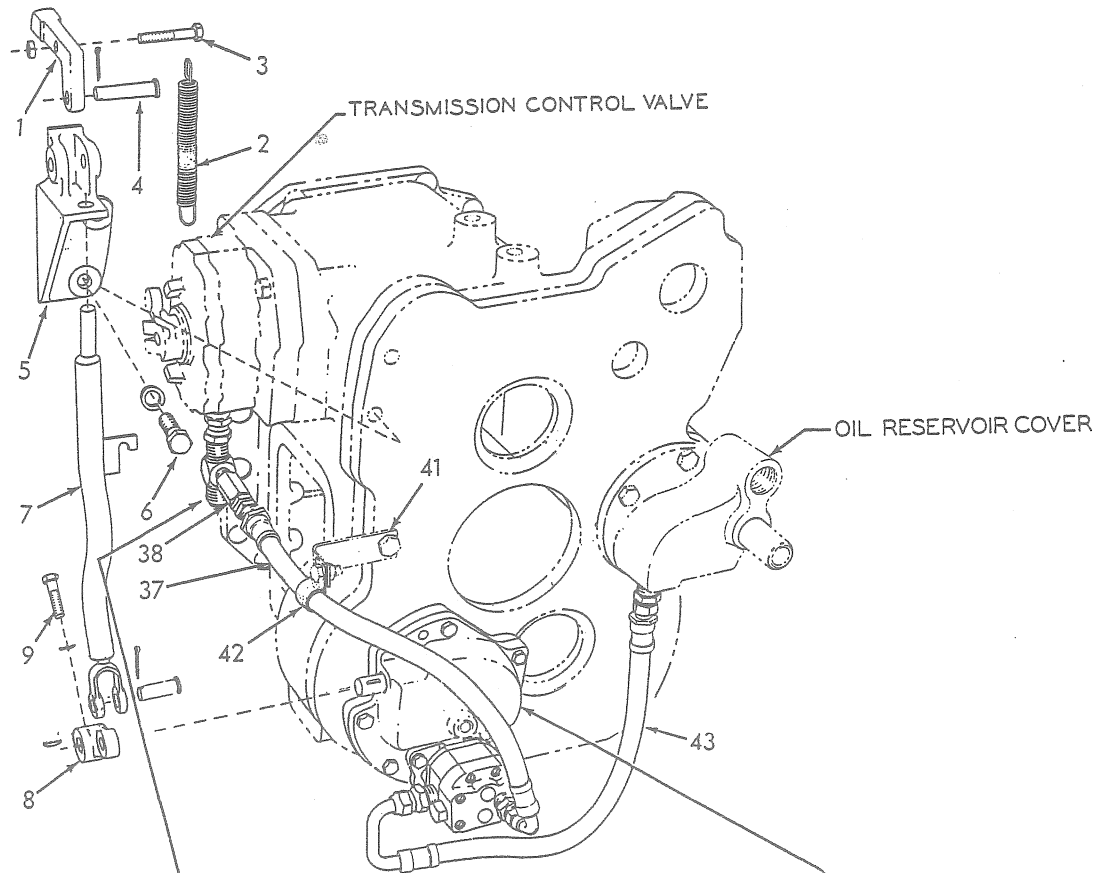
*Low speed
**High speed

ITEM	PART NO.	QTY.	DESCRIPTION
		* **	
1	70624556	1 -	SHAFT
	70905359	1 -	BALL, steel, 5/16" diam.
2	70624656	2 -	BEARING, roller
3	70624803	1 -	SPACER, bearing
4	70624690	1 -	RING, snap, bearing spacing
5	70624743	1 -	GEAR (25 teeth)
6	70228153	- 1	CUP, front bearing
7	70228152	- 1	CONE ASSY., front bearing
8	70624742	- 1	GEAR (40 teeth)(Used prior to loader #16007)
	70633186	- 1	GEAR (41 teeth)(Effective with loader #16007)
9	70627278	- 1	SHAFT (Used prior to loader #16007)
	70633218	- 1	SHAFT (Effective with loader #16007. For units with PUSH-START HYDRAULICS only. Standard on Loaders prior to #18380; special equipment thereafter)
	70645905	- 1	SHAFT (Effective with loader #18380. For units without PUSH-START HYDRAULICS)
	70905845	- 1	KEY, #A woodruff, 1/4" x 7/8"
10	70627264	- 1	SPACER (3/8" long)(Used prior to loader #16007)
	70633217	- 1	SPACER (1/2" long)(Effective with loader #16007)

(Continued)

TRANSMISSION REVERSE SHAFTS (Continued)

ITEM	PART NO.	QTY. * **	DESCRIPTION
11	70228152	- 1	CONE ASSY., rear bearing (Used prior to loader #16007)
	70633705	- 1	CONE ASSY., rear bearing (Effective with loader #16007)
12	70228153	- 1	CUP, rear bearing (Used prior to loader #16007)
	70633704	- 1	CUP, rear bearing (Effective with loader #16007)



PUSH - START HYDRAULICS

PUSH-START HYDRAULICS

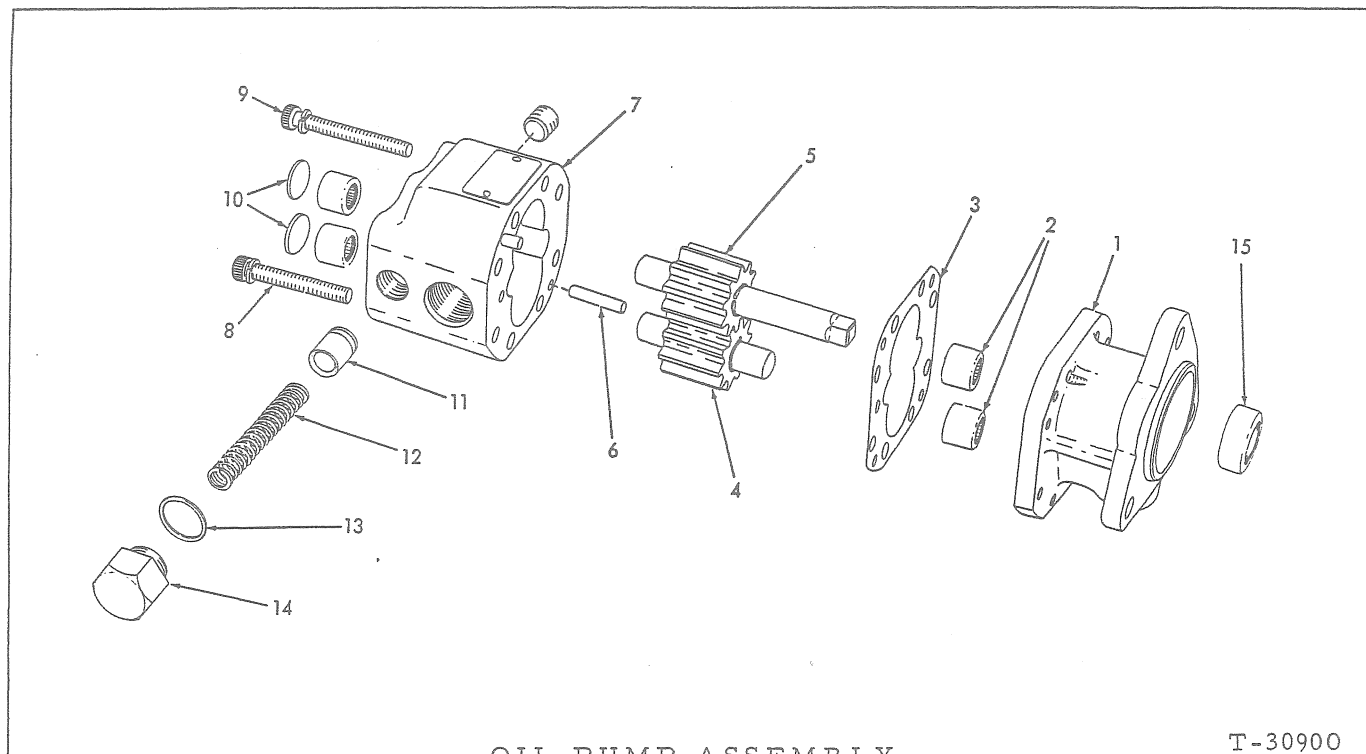
USAGE: Standard on loaders prior to serial No. 24076 ; special equipment thereafter.

ITEM	PART NO.	QTY.	DESCRIPTION
1	70628043	1	LEVER, operating
2	70051585	1	SPRING, operating lever
3	70916280	1	CAPSCREW, operating lever (5/16"NC x 2")
	70906652	1	NUT, jam, 5/16"NC
4	70033074	1	PIN, operating lever
	70900806	1	PIN, cotter, 1/8" x 1"
5	70628044	1	BRACKET, operating lever
6	70916314	2	CAPSCREW, 1/2"NC x 2"
	70904208	2	LOCKWASHER, 1/2"
7	70627362	1	ROD, control (Used prior to loader #23003)
	70633749	1	ROD, control (Effective with loader #23003)
	70917648	1	PIN, yoke, 1/2" diam.
	70900806	1	PIN, cotter, 1/8" x 1"
8	70628022	1	LEVER, cross shaft, outer
	70905121	1	KEY, #5 woodruff, 1/8" x 5/8"
9	70919225	1	CAPSCREW, 3/8"NC x 1-3/8"
	70904206	1	LOCKWASHER, 3/8"
10	70627324	1	SHAFT, cross
11	70624443	1	SEAL, cross shaft
12	70627327	1	LEVER, cross shaft, inner
	70905121	1	KEY, #5 woodruff, 1/8" x 5/8"
	70919761	1	PIN, spring, 1/8" x 1-1/4"
13	70624458	1	HOUSING ASSEMBLY, driving gear, front (Includes items 15 and 16)
14	70035439	5	CAPSCREW, 3/8"NC x 1"
	70904206	5	LOCKWASHER, 3/8"
15	70624439	1	PIN, gear supporting
16	70628079	1	BUSHING, front gear housing
17	70628013	1	GASKET, gear housing
18	70628087	1	HOUSING ASSEMBLY, driving gear, rear (Includes items 20 and 21)
	70919134	1	PLUG, pipe, hex-hd., 1/8"NPT
19	70036039	4	CAPSCREW, 3/8"NF x 1-3/8"
	70904206	4	LOCKWASHER, 3/8"
20	70080881	2	DOWEL, rear gear housing
21	70628079	1	BUSHING, rear gear housing
22	70627372	2	SHIM, gear housing (.005" thick. Use as required)
	70627373	3	SHIM, gear housing (.007" thick. Use as required)
	70627374	7	SHIM, gear housing (.010" thick. Use as required)
23	70628161	1	RING, snap, driving gear

(Continued)

PUSH-START HYDRAULICS (Continued)

ITEM	PART NO.	QTY.	DESCRIPTION
24	70627266	3	RACE, bearing thrust
25	70628137	1	YOKE ASSY., shifting (Includes item 26)
26	70623841	1	BUSHING, shifting yoke
27	70627265	1	BEARING, thrust
28	70628142	1	GEAR ASSY., driving (54 teeth. Includes item 29)
29	70628141	1	BUSHING, driving gear
30	70630387	1	DISC ASSY., friction (Includes item 31)
	70905123	1	KEY, #9 woodruff, 3/16" x 3/4"
	70910867	1	NUT, slotted, 1/2"NF
	70900807	1	PIN, cotter, 1/8" x 1-1/4"
31	70631632	3	PIN, friction disc
32	70627320	1	GEAR, driving (12 teeth)
33	70627310	2	RACE, thrust
34	70623316	1	PUMP ASSY., oil (See page 159 for parts)(Used prior to December 1970)
	70676308	1	PUMP ASSY., oil (See page 159 for parts)(Effective December 1970)
35	70921194	3	CAPSCREW, Nylok, 5/16"NC x 7/8"
	70904205	3	LOCKWASHER, 5/16"
36	74376605	1	GASKET, oil pump
37	70646144	1	HOSE ASSY., pump to valve (See page 6)
	70919128	1	CONNECTOR, flare type, 1/2" tube, 1/2"NPT male
38	70628135	1	VALVE, check
39	70628244	1	CROSS, oil distributing
	70921467	1	CAP, flare type, 1/4" tube
40	70032031	1	UNION, adapting
41	-----	1	ANGLE, hose supporting (See TORQUE CONVERTER CHARGING AND RETURN LINES)
42	70094467	1	CLIP, hose supporting (3/4" diam.)(Used prior to loader #24028)
	70644713	1	CLIP, hose supporting (7/8" diam.)(Effective with loader #24028)
43	70646126	1	HOSE, oil reservoir to pump (See page 6)
	70919128	2	CONNECTOR, flare type, 1/2" tube, 1/2"NPT male
44	-----	1	SHAFT, idler gear (See TRANSMISSION BOTTOM SHAFT)



OIL PUMP ASSEMBLY

T-30900

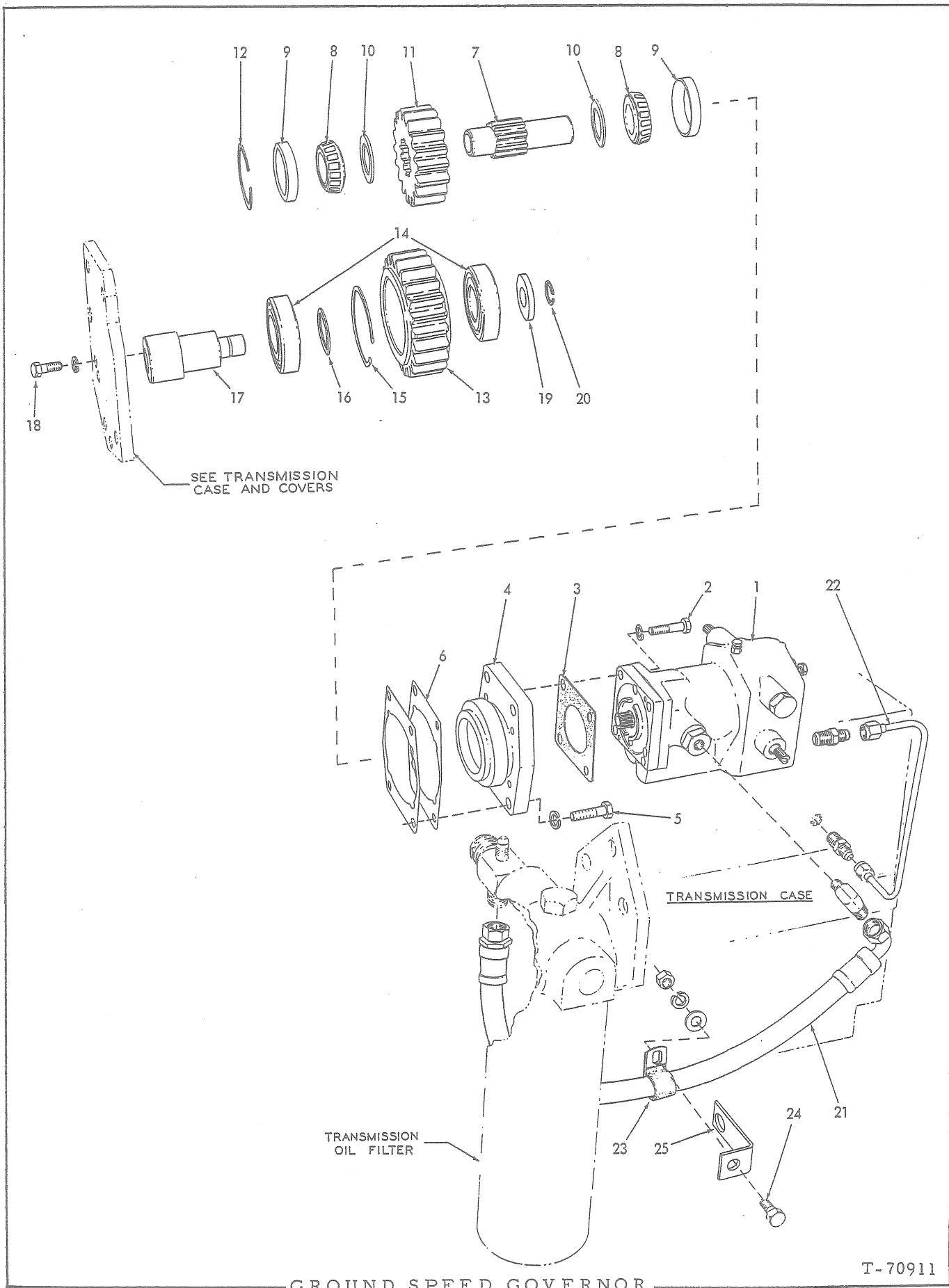
USAGE: See page 157

* PUMP ASSEMBLY 70623316

** PUMP ASSEMBLY 70676308

ITEM	PART NO.	QTY.	DESCRIPTION	
		* **		
1	-----	1 1	STATOR (Not serviced separately)	
2	70077241	4 4	BEARING, needle	
3	70621363	1 1	GASKET, pump housing	
4	{ 70098394	1 -	SHAFT ASSY., idler	} Each includes gear. Serviced only as a unit.
	{ 70682503	- , 1	SHAFT ASSY., idler	
5	{ 70623845	1 -	SHAFT ASSY., driving	} Each includes gear. Serviced only as a unit.
	{ 70682504	- 1	SHAFT ASSY., driving	
6	74048000	2 2	PIN, dowel, pump housing	
7	-----	1 1	HOUSING, gear (Not serviced separately)	
8	{ 70910231	1 -	PLUG, pipe, hex-socket, 1/8"NPT	
	{ 70622083	4 -	SCREW ASSY., short (Includes lockwasher)	
	{ 70923448	- 4	CAPSCREW, 12-pt., 1/4"NC x 1-3/4"	
9	{ 70623834	4 -	SCREW ASSY., long (Includes lockwasher)	
	{ 70922424	- 4	CAPSCREW, 12-pt., 1/4"NC x 2"	
	{ 70910285	- 8	LOCKWASHER, 1/4"	
10	70092107	2 -	PLUG, expansion, 11/16" diam.	
11	70623835	1 1	PLUNGER, pressure relief valve	
12	70623838	1 1	SPRING, pressure relief valve	
13	70623837	1 1	GASKET, pressure relief valve cap	
14	70623836	1 1	CAP, pressure relief valve	
15	74047783	1 1	SEAL, oil	

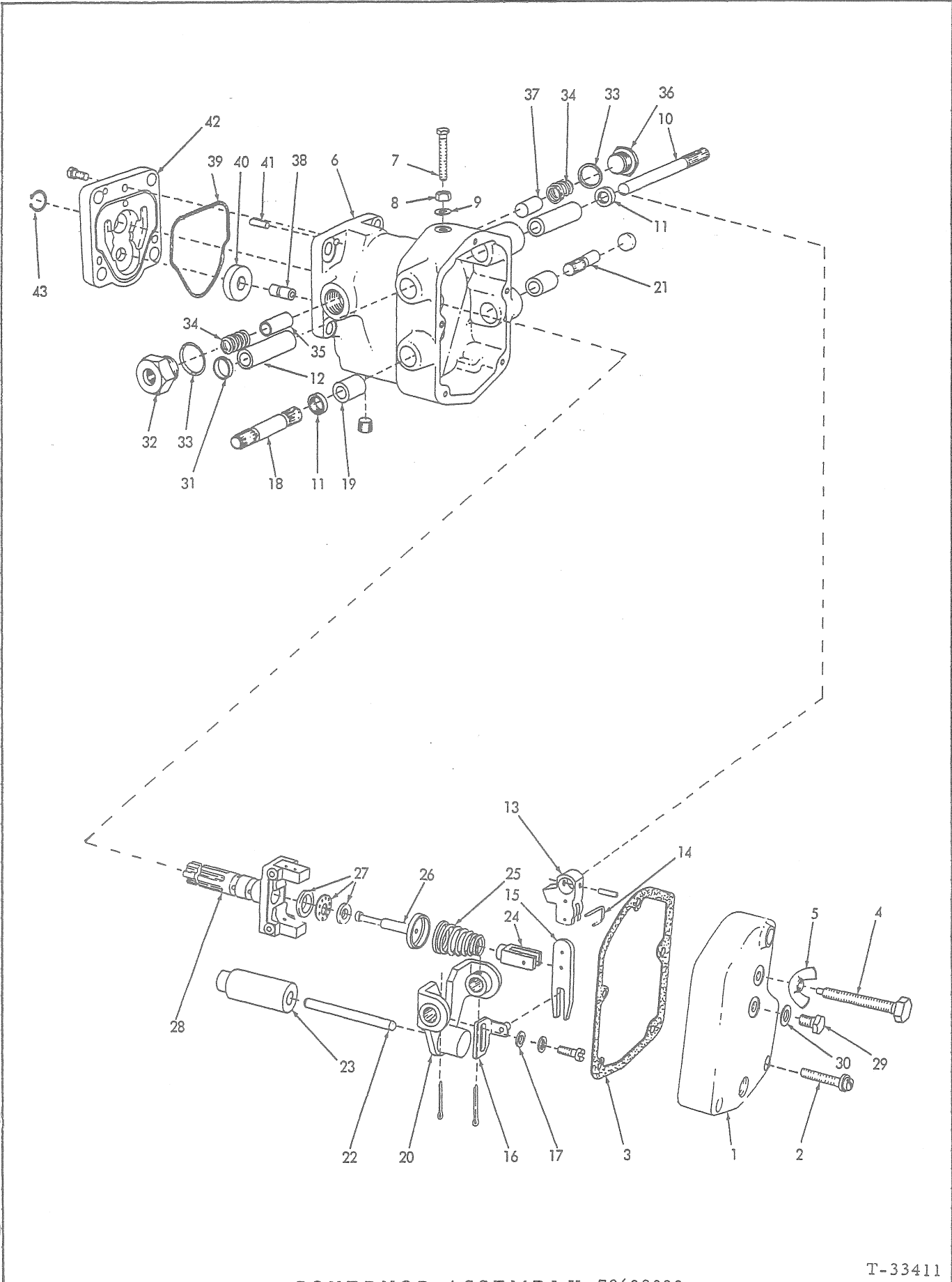
(Revised March 1972)



GROUND SPEED GOVERNOR

USAGE: Standard on loaders prior to serial No. 23003; Special equipment thereafter

ITEM	PART NO.	QTY.	DESCRIPTION
1	70638088	1	GOVERNOR ASSEMBLY (See page 163 for parts)
2	70037450	4	CAPSCREW, 5/16"NC x 1-1/4"
	70904205	4	LOCKWASHER, 5/16"
3	70624706	1	GASKET, governor mounting
4	70631837	1	RETAINER, governor drive shaft bearing
5	70037450	4	CAPSCREW, 5/16"NC x 1-1/4"
	70904205	4	LOCKWASHER, 5/16"
6	70624709	10	SHIM, bearing retainer (.005" thick. Use as required)
	70624710	5	SHIM, bearing retainer (.007" thick. Use as required)
7	70624708	1	SHAFT, governor drive
8	70624704	2	CONE ASSEMBLY, drive shaft bearing
9	70624705	2	CUP, drive shaft bearing
10	70624711	2	SPACER, drive shaft bearing
11	70624744	1	GEAR, drive (18 teeth)
12	70624648	1	RING, snap, bearing retaining
13	70624745	1	GEAR, idler (22 teeth)
14	70624657	2	BEARING, roller, idler gear
15	70624740	1	RING, snap, idler gear
16	70624696	1	SPACER, idler gear bearing
17	70624453	1	SHAFT, idler gear
18	70035167	2	CAPSCREW, 3/8"NF x 7/8"
	70904206	2	LOCKWASHER, 3/8"
19	70624451	1	SPACER, retaining, idler gear bearing
20	70624447	1	RING, snap, idler gear shaft
21	70628131	1	HOSE ASSEMBLY, filter to governor (See HOSE PARTS) (Used prior to loader #22728)
	70646128	1	HOSE, filter to governor (See HOSE PARTS) (Effective with loader #22728)
	70919088	1	ELBOW, flare type, 3/8" tube, 1/8"NPT male
22	70630091	1	TUBE ASSEMBLY, governor to transmission case (Includes nuts)
	70919140	2	CONNECTOR, flare type, 1/4" tube, 1/4"NPT male
23	70094422	1	CLIP, hose supporting (5/8" diam.)(Used prior to January 1965)
	70621304	1	CLIP, hose supporting (3/4" diam.)(Effective January 1965)
24	70916269	1	CAPSCREW, 3/8"NC x 7/8"
	70911115	1	WASHER, plain, SAE std., 3/8"
	70904206	1	LOCKWASHER, 3/8"
	70911026	1	NUT, 3/8"NC
25	70628243	1	ANGLE, hose supporting (Used prior to loader #22728)
	70633497	1	ANGLE, hose supporting (Effective with loader #22728)



GOVERNOR ASSEMBLY 70638088

T-33411

USAGE: Sec page 161

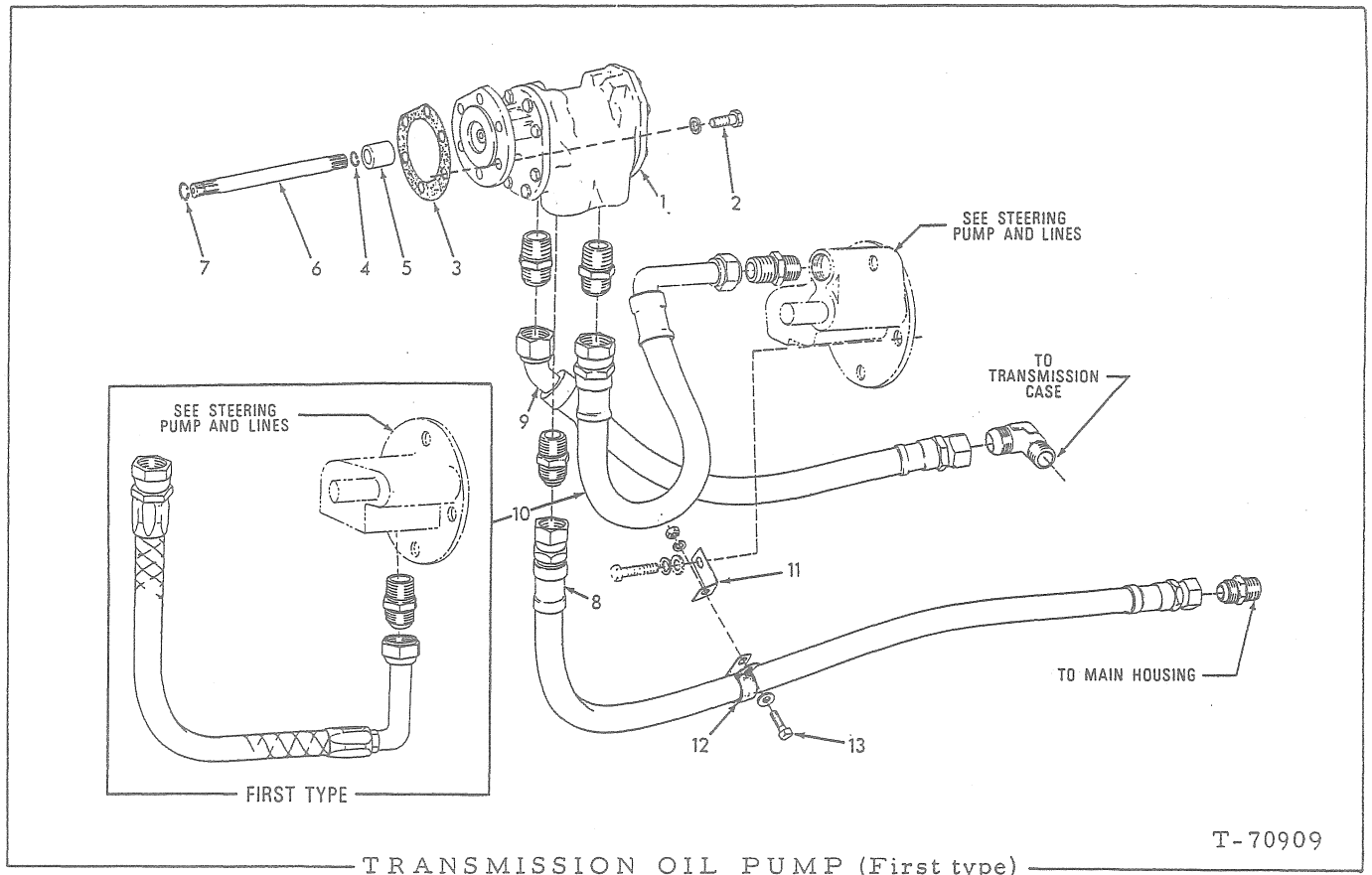
*Early units
**Late units

ITEM	PART NO.	QTY.		DESCRIPTION
		*	**	
1	70628401	1	-	COVER
	70684701	-	1	COVER
2	70638236	3	3	SCREW ASSY. (Includes lockwasher)
3	70628399	1	1	GASKET, cover to case
4	70629890	1	1	SCREW, low speed adjustment
5	70628402	-	1	WASHER, 1/4" diam.
	70628378	1	-	NUT, wing, 1/4"NF
	70684699	-	1	NUT, elastic stop, 1/4"NF
6	70629909	1	1	CASE ASSY. (Includes items 12, 19 and 38)
	70910238	1	1	PLUG, pipe, hex-socket, 1/8"NPT
7	70628382	1	-	CAPSCREW, high speed adjustment
	74052052	-	1	CAPSCREW, high speed adjustment
8	70628381	1	1	NUT, hex. #10-32NF
9	70631106	1	1	WASHER, high speed adjustment capscrew
10	70629887	1	1	SHAFT, speed control
11	70629898	2	2	SEAL, oil
12	70629900	2	-	BEARING, plain, speed control shaft
13	70629881	1	1	LEVER, speed control
	70919180	1	1	PIN, roll, 1/8" x 5/8"
14	70629879	1	1	PIN, speed control lever
15	70629882	1	1	LEVER, floating
16	70629895	1	1	BRACKET ASSY., speed drop adjustment (Includes pin)
	70901781	1	-	SCREW, machine, fil-hd. #10-32NF x 1/2"
	70904371	-	1	SCREW, machine, fil-hd. #10-32NF x 3/8"
	70909055	1	-	LOCKWASHER, int-tooth #10
	74050778	-	1	LOCKWASHER
17	70629901	1	1	WASHER, plain
18	70629886	1	1	SHAFT, terminal
19	70629899	2	-	BEARING, plain, terminal shaft
20	70629894	1	1	LEVER, terminal shaft
	70900801	2	2	PIN, cotter, 3/32" x 3/4"
21	70629885	1	1	SHAFT, stub, terminal shaft lever
22	70629907	1	1	PIN, power piston
23	70629884	1	1	PISTON, power

(Continued)

GOVERNOR ASSEMBLY 70638088 (Continued)

ITEM	PART NO.	QTY. * **	DESCRIPTION
24	70629897	1 1	FORK, ballhead spring
25	70638323	1 1	SPRING, ballhead
26	70629888	1 1	PLUNGER, ballhead
27	70628384	1 1	BEARING, thrust, ballhead plunger
28	70634427	1 1	BALLHEAD ASSY. (Includes weights. Serviced only as a balanced unit)
29	70628403	1 1	CAPSCREW, vent
30	70628402	1 1	WASHER, vent capscrew
31	70629908	2 2	PLUG, cup, governor case
32	70629892	1 1	PLUG, oil inlet
33	70629902	2 2	WASHER, oil inlet plug
34	70629904	2 -	SPRING, oil inlet sleeve
35	70629891	1 -	SLEEVE, oil inlet
36	70629893	1 1	PLUG, governor case
37	70629889	1 -	PLUG, oil passage
38	-----	1 -	STUD, locating, base spacer
39	70628392	1 -	RING, sealing, governor base
	70684703	- 1	GASKET, sealing, governor base
40	70628391	1 -	SPACER, governor base
41	70629906	2 -	PIN, dowel (Standard size)
	70684702	- 2	PIN, dowel (Standard size)
	70630578	2 -	PIN, dowel (Oversize)
42	70628388	1 -	BASE
	70684700	- 1	BASE
	70901223	3 3	SCREW, machine, fil-hd., #12-24NC x 1/2"
43	70628389	1 1	RING, snap, ballhead



T-70909

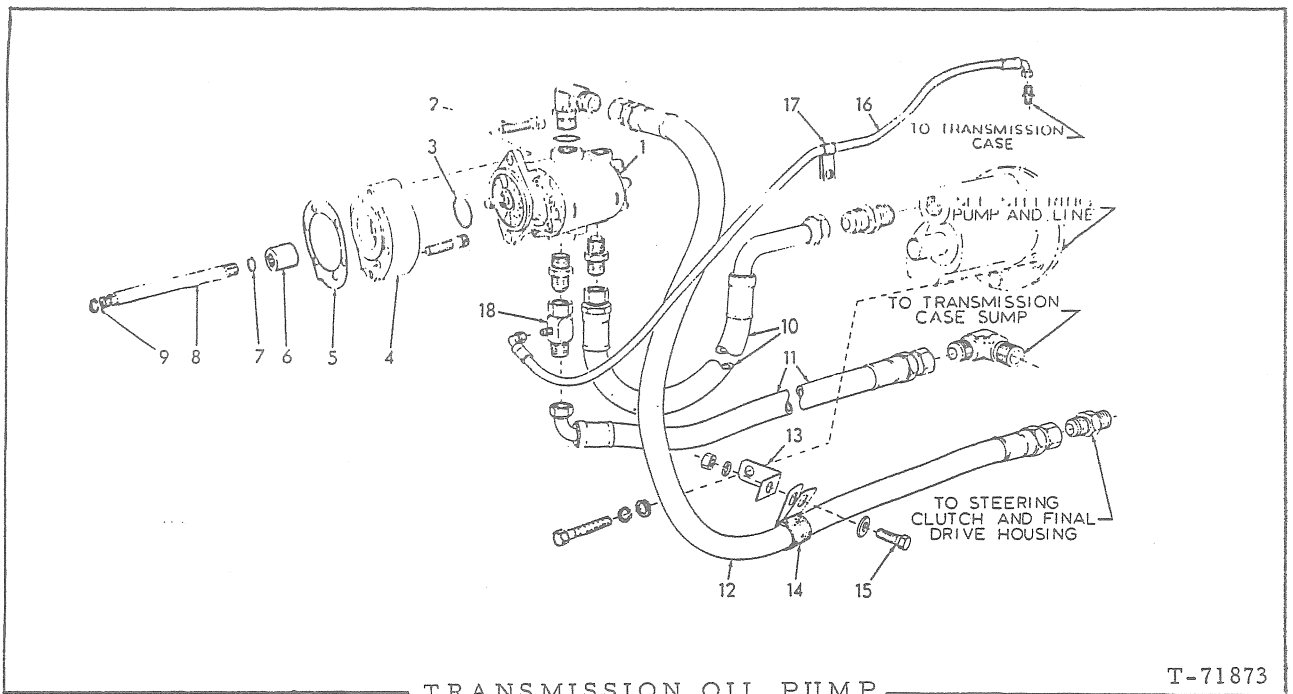
USAGE: Loaders prior to serial No. 24276.

ITEM	PART NO.	QTY.	DESCRIPTION
1	70628239	1	PUMP ASSY., oil (Roper. See page 168 for parts)(Order PUMP ASSY. 70668508, ADAPTER 70650184, HOSE 70648793, HOSE 70648792, O-RING 70923811, 2 CAPSCREWS 70040011, 2 ELBOWS 70922974, 2 CONNECTORS 70919246 and 6 CAPSCREWS 70912268)
2	70044249	6	CAPSCREW, 3/8"NC x 1-1/8"
	70904206	6	LOCKWASHER, 3/8"
3	70628305	1	GASKET, pump to torque converter
4	70628249	1	RING, snap, coupling retaining
5	70665472	1	COUPLING, pump drive (splined)
6	70666471	1	SHAFT, pump drive
7	70628248	1	RING, snap, drive shaft
8	70643953	1	HOSE, pump to final drive housing (See HOSE PARTS)
	70919342	2	CONNECTOR, flare type, 3/4" tube, 3/4"NPT male
9	70646137	1	HOSE, transmission sump to oil pump (See HOSE PARTS)
	70919064	1	CONNECTOR, flare type, 1" tube, 1"NPT male
	70920686	1	ELBOW, flare type, 90°, 1" tube 1"NPT male

(Continued)

TRANSMISSION OIL PUMP (Continued)

ITEM	PART NO.	QTY.	DESCRIPTION
10	70628129	1	HOSE ASSEMBLY, oil reservoir to pump (See HOSE PARTS) (Used prior to loader #24037)
	70645438	1	HOSE, oil reservoir to pump (See page 6)(Effective with loader #24037)
	70919064	2	CONNECTOR, flare type, 1" tube, 1"NPT male
11	70623309	1	ANGLE, hose supporting
12	70621451	1	CLIP, hose supporting (1-1/16" diam.)(Used prior to loader #24028)
	70643957	1	CLIP, hose supporting (1-1/32" diam.)(Effective with loader #24028)
13	70035167	1	CAPSCREW, 3/8"NF x 7/8"
	70911115	1	WASHER, plain, SAE std., 3/8"
	70904206	1	LOCKWASHER, 3/8"
	70911041	1	NUT, 3/8"NF



TRANSMISSION OIL PUMP

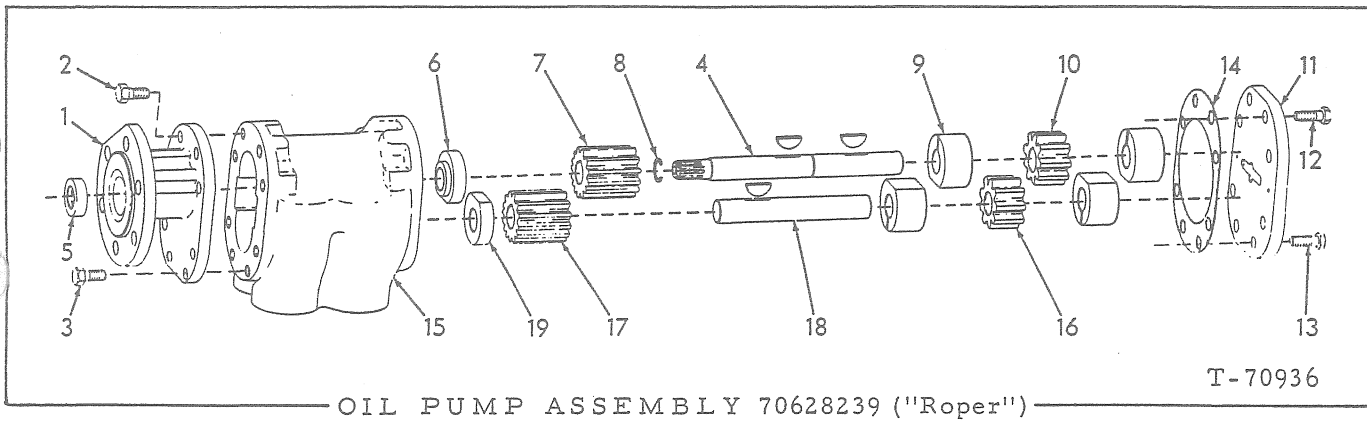
T-71873

USAGE: Loaders serial No. 24276 and up

* Loaders prior to serial No. 24535

** Loaders serial No. 24535 and up

ITEM	PART NO.	QTY.		DESCRIPTION
		*	**	
1	70668508	1	1	PUMP ASSEMBLY, oil ("Cessna". See page 169 for parts)
2	70040011	2	2	CAPSCREW, 7/16"NC x 1-1/2"
3	70923811	1	1	O-RING, oil pump to adapter
4	70650184	1	1	ADAPTER, oil pump
	70912268	6	6	CAPSCREW, hex-socket-hd., 3/8"NC x 1-1/2"
5	70628305	1	1	GASKET, pump adapter to torque converter
6	70628247	1	1	COUPLING, pump drive (splined)
7	70628249	1	1	RING, snap, pump coupling
8	70628246	1	1	SHAFT, pump drive
9	70628248	1	1	RING, snap, drive shaft
10	70645438	1	1	HOSE, oil reservoir to pump (See HOSE PARTS)
	70919064	1	1	CONNECTOR, flare type, 1" tube, 1"NPT male
	70919246	1	1	CONNECTOR, flare type, 1" tube, 3/4"NPT male
11	70648792	1	-	HOSE, transmission sump to oil pump (See HOSE PARTS)
	70650468	-	1	HOSE, transmission sump to oil pump (See HOSE PARTS)
	70919246	1	1	CONNECTOR, flare type, 1" tube, 3/4"NPT male
	70920686	1	1	ELBOW, flare type, 90°, 1" tube, 1"NPT male
12	70643953	1	1	HOSE, pump to final drive housing (See HOSE PARTS)
	70922974	1	1	ELBOW, adjustable, 90°, flare type, 3/4" tube, 7/8"NF male end (Includes O-RING 70921205)
	70919342	1	1	CONNECTOR, flare type, 3/4" tube, 3/4"NPT male
13	70623309	1	1	ANGLE, hose supporting
14	70643957	1	1	CLIP, hose supporting
15	70035167	1	1	CAPSCREW, 3/8"NF x 7/8"
	70911115	1	1	WASHER, plain, SAE std., 3/8"
	70904206	1	1	LOCKWASHER, 3/8"
	70911041	1	1	NUT, 3/8"NF
16	70650283	-	1	HOSE, oil reservoir venting (See HOSE PARTS)
	70919171	-	1	CONNECTOR, flare type, 1/4" tube, 1/8"NPT
17	70632755	-	1	CLIP, venting hose
18	70649993	-	1	TEE, oil reservoir venting hose

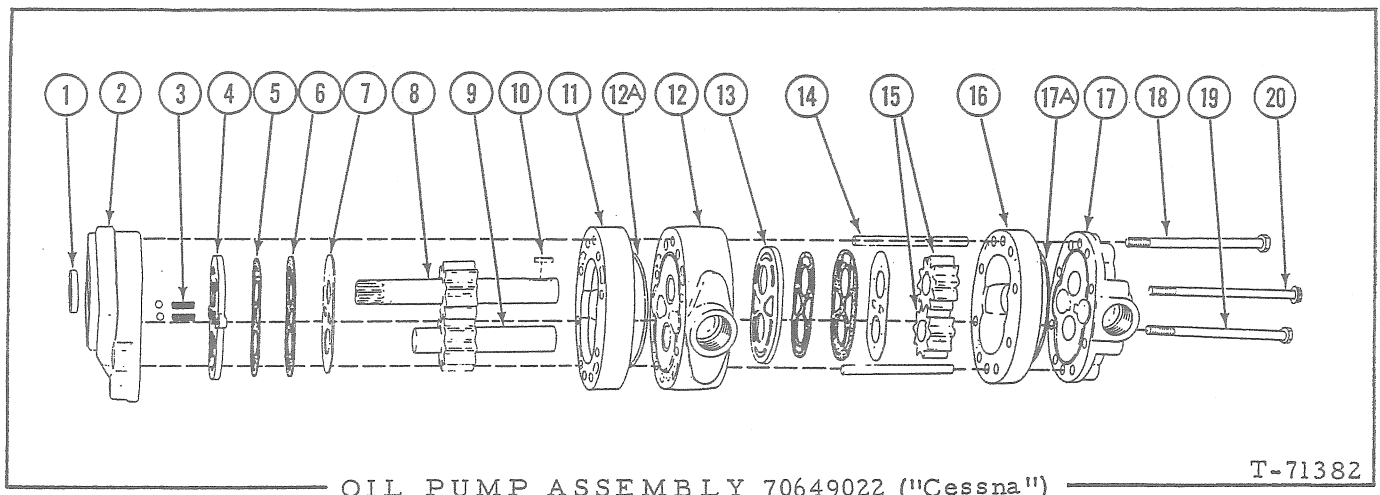


OIL PUMP ASSEMBLY 70628239 ("Roper")

T-70936

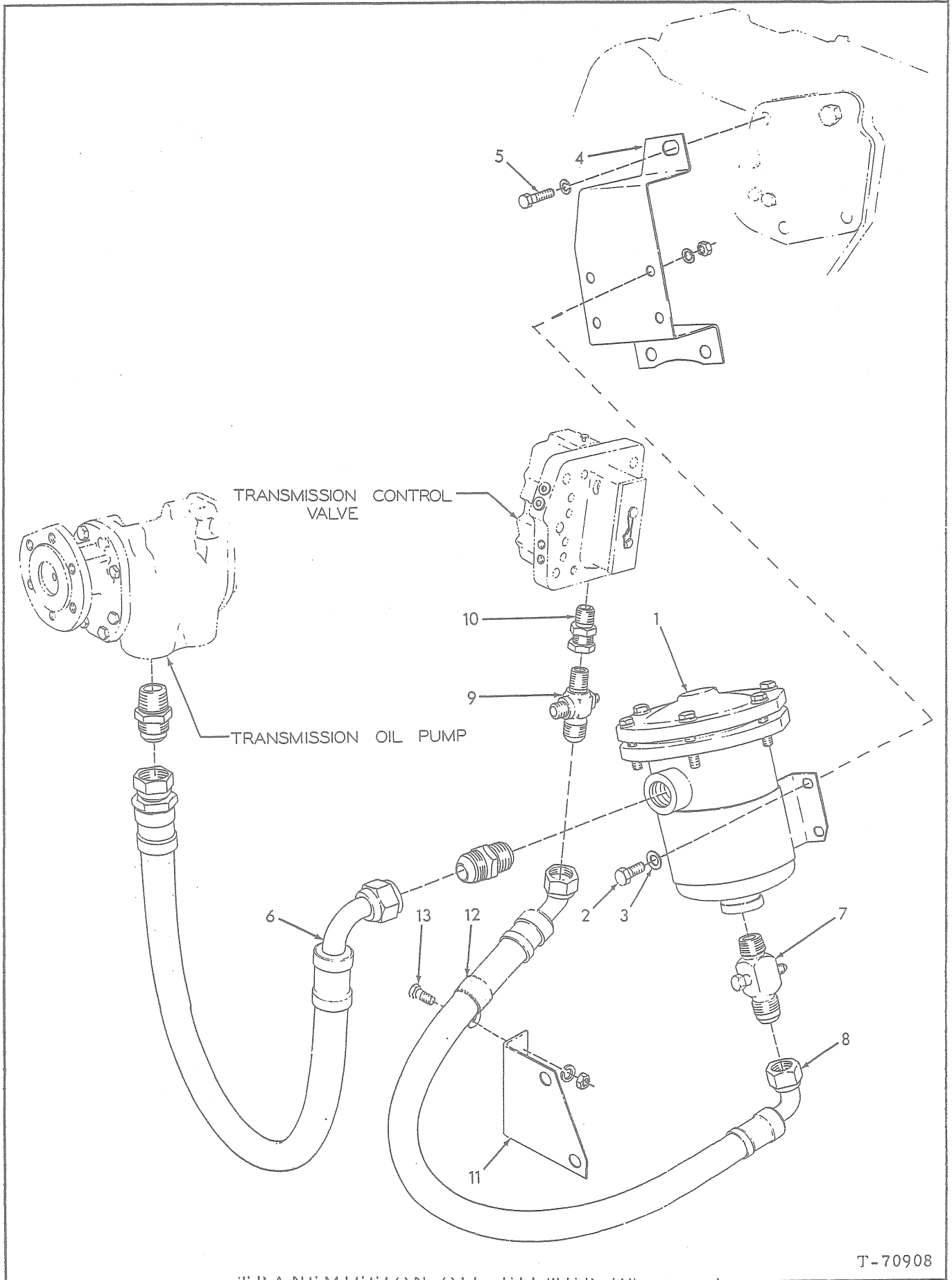
USAGE: See page 165

ITEM	PART NO.	QTY.	DESCRIPTION
1	70630315	1	PLATE, adapting
2	70045312	4	CAPSCREW, 5/16"NC x 3/4"
3	70630330	4	STUD (1/16"NPT) } Pumps prior to serial No. C44620 NUT, 5/16"NC } Pumps S/N C44620 and up) CAPSCREW, 5/16"NC x 3/4"
	70911025	4	
	70045312	4	
	70045312	4	
4	70630317	1	SHAFT, drive
	70921716	2	KEY, hi-pro, 1/8" x 3/4"
5	70630327	1	SEAL, drive shaft
6	70630324	1	BEARING, drive shaft (narrow)
7	70630320	1	GEAR, drive shaft (wide)
8	70630328	1	RING, snap, drive shaft
9	70630323	4	BEARING, pump shaft (wide)
10	70630322	1	GEAR, drive shaft (narrow)
11	70630316	1	PLATE, rear
12	70045312	4	CAPSCREW, 5/16"NC x 3/4"
13	70630330	4	STUD (1/16"NPT) } Pumps prior to S/N C44620 NUT, 5/16"NC } (Pump S/N C44620 and up) CAPSCREW, 5/16"NC x 3/4"
	70911025	4	
	70045312	4	
	70045312	4	
14	70630326	2	GASKET, gear case
15	70630329	1	CASE, gear (If for pumps prior to S/N C44620 also order 8 CAPSCREWS 70045312)
16	70630321	1	GEAR, idler shaft (narrow)
17	70630319	1	GEAR, idler shaft (wide)
18	70630318	1	SHAFT, idler
	70921716	1	KEY, hi-pro, 1/8" x 3/4"
19	70630325	1	BEARING, idler shaft (narrow)



USAGE: See page 167

ITEM	PART NO.	QTY.	DESCRIPTION
1	70650677	1	□SEAL, oil
2	70650196	1	PLATE ASSEMBLY, front (Includes bushings)
3	70650679	2	□SPRING, check valve
	70915903	2	□BALL, steel, 7/32" diam.
4	70650673	1	□SEAL, front diaphragm
5	70650676	2	□GASKET, diaphragm (thin)
6	70650675	2	□GASKET, diaphragm (thick)
7	70650674	2	□DIAPHRAGM, sealing
8	70650190	1	GEAR ASSEMBLY, drive (Includes shaft)
9	70650188	1	GEAR ASSEMBLY, idler (Includes shaft)
10	70650672	1	□KEY, pressure pump gear
11	70650195	1	BODY, scavenging pump (wide)
12	70650194	1	BODY ASSEMBLY, center (Includes bushings and plug)
12A	70926216	1	O-RING, center body (Late pumps)
13	70650678	1	□SEAL, rear diaphragm
14	70650197	2	PIN, dowel
15	70650189	2	GEAR, pressure pump
16	70650193	1	BODY, pressure pump (narrow)
17	70650191	1	PLATE, rear
17A	70926216	1	O-RING, rear plate (Late pumps)
18	70922873	4	CAPSCREW, 5/16"NC x 4-3/4"
19	70924226	2	CAPSCREW, 5/16"NC x 5"
20	70924227	2	SCREW, 12 pt-hd., 5/16"NC x 5"
21	70650198	1	SEAL KIT (Includes items 1, 3 thru 7, 10 and 13)



T-70908

TRANSMISSION OIL FILTER

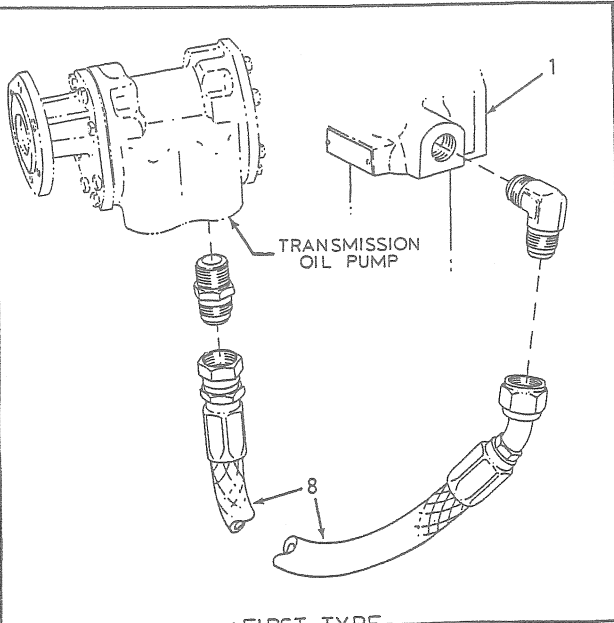
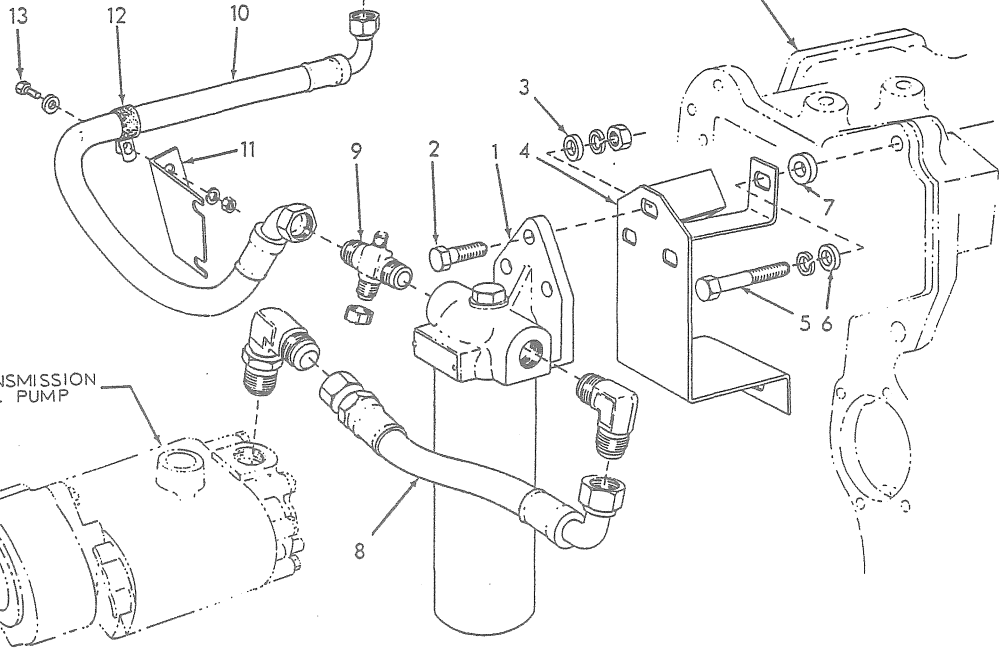
USAGE: Loaders prior to serial No. 22728

ITEM	PART NO.	QTY.	DESCRIPTION
1	70629707	1	FILTER ASSEMBLY, oil (See page 174 for parts)
2	70036034	4	CAPSCREW, 3/8"NF x 1"
3	70044973	4	WASHER, plain
	70904206	4	LOCKWASHER, 3/8"
	70911041	4	NUT, 3/8"NF
4	70624489	1	BRACKET, filter mounting
5	70028979	1	CAPSCREW, 1/2"NC x 2-1/2"
	70904208	1	LOCKWASHER, 1/2"
6	70644003	1	HOSE, pump to filter (See HOSE PARTS)
	70919342	2	CONNECTOR, flare type, 3/4" tube, 3/4"NPT male
7	70624531	1	CROSS, oil distributing, front
	70921467	1	CAP, flare type, 1/4" tube
8	70628140	1	HOSE ASSEMBLY, filter to valve (See HOSE PARTS)
9	70628244	1	CROSS, oil distributing, rear
10	70032031	1	UNION, adapting
11	70628318	1	BRACKET, hose supporting
12	70621451	1	CLIP, hose supporting
13	70035167	1	CAPSCREW, 3/8"NF x 7/8"
	70904206	1	LOCKWASHER, 3/8"
	70911041	1	NUT, 3/8"NF

TRANSMISSION CONTROL VALVE

TRANSMISSION CASE

TRANSMISSION OIL PUMP



FIRST TYPE

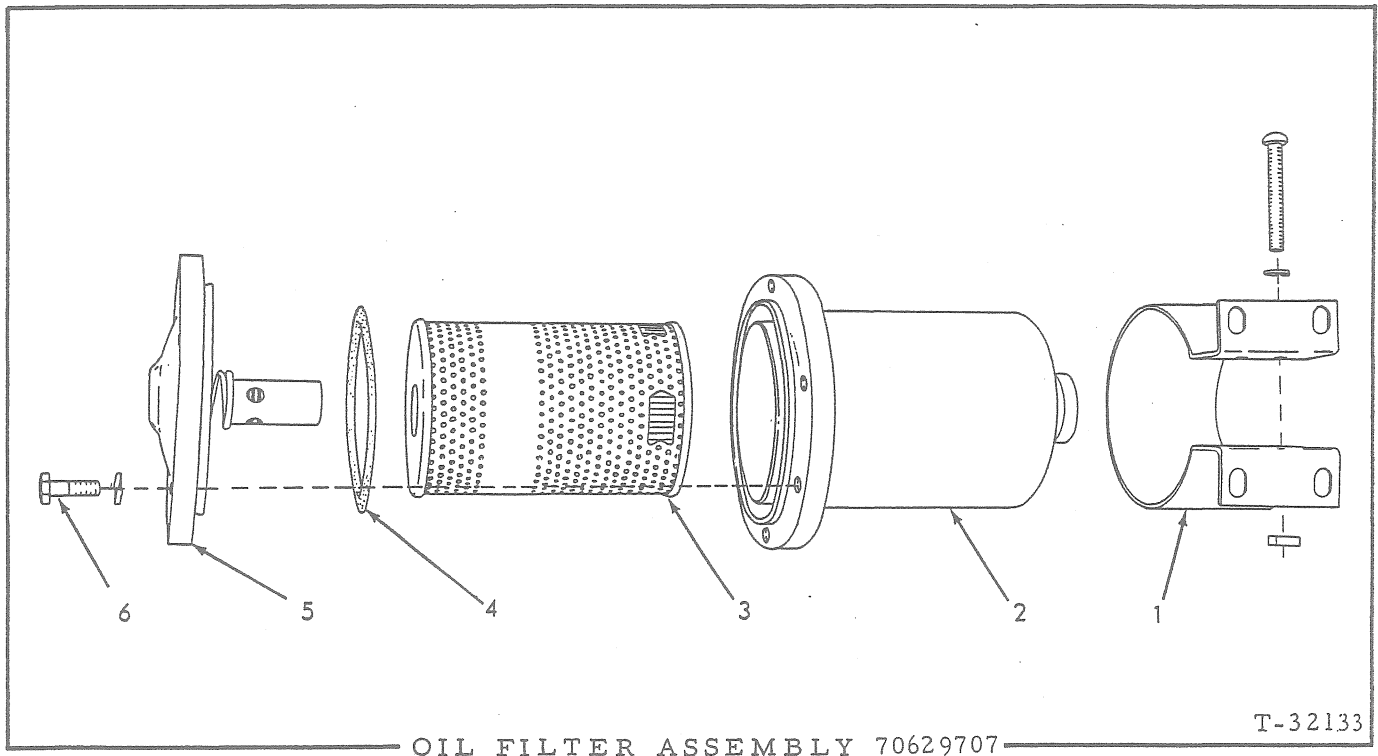
TRANSMISSION OIL FILTER (Second type)

T-70910

TRANSMISSION OIL FILTER (Second Type)

USAGE: Effective with loader serial No. 22728.

ITEM	PART NO.	QTY.	DESCRIPTION
1	70631542	1	FILTER ASSY., oil (See page 157 for parts)
2	70915987	3	CAPSCREW, 1/2"NC x 1-1/2"
3	70064531	3	WASHER, plain
	70904208	3	LOCKWASHER, 1/2"
	70911028	3	NUT, 1/2"NC
4	70633658	1	BRACKET, filter mounting
5	70916317	2	CAPSCREW, 1/2"NC x 2-3/4"
	70904208	2	LOCKWASHER, 1/2"
6	70064531	2	WASHER, plain
7	70604645	2	BOSS, spacing, filter bracket
8	70646132	1	HOSE, pump to filter (See HOSE PARTS)(Used prior to #18754)
	70919342	1	
	70919269	1	
8	70648793	1	HOSE, pump to filter (See HOSE PARTS)(Effective with tractor #18754)
	70922974	1	
	70919269	1	
9	70624531	1	CROSS, oil distributing, front
	70919552	1	
10	70646139	1	HOSE, filter to valve (See HOSE PARTS)
	70919615	1	
11	70633495	1	CONNECTOR, flare type, 3/4" tube, 1/2"NPT male (Not for units with PUSH-START HYDRAULICS)
12	70621451	1	BRACKET, hose supporting
	70644612	1	
13	70916269	1	CLIP, hose supporting (1-1/16" diam.)(Used prior to tractor #18193)
	70911115	1	
	70904206	1	
	70911026	1	
			CLIP, hose supporting (1-3/16" diam.)(Effective with tractor #18193)
			CAPSCREW, 3/8"NC x 7/8"
			WASHER, plain, SAE std., 3/8"
			LOCKWASHER, 3/8"
			NUT, 3/8"NC

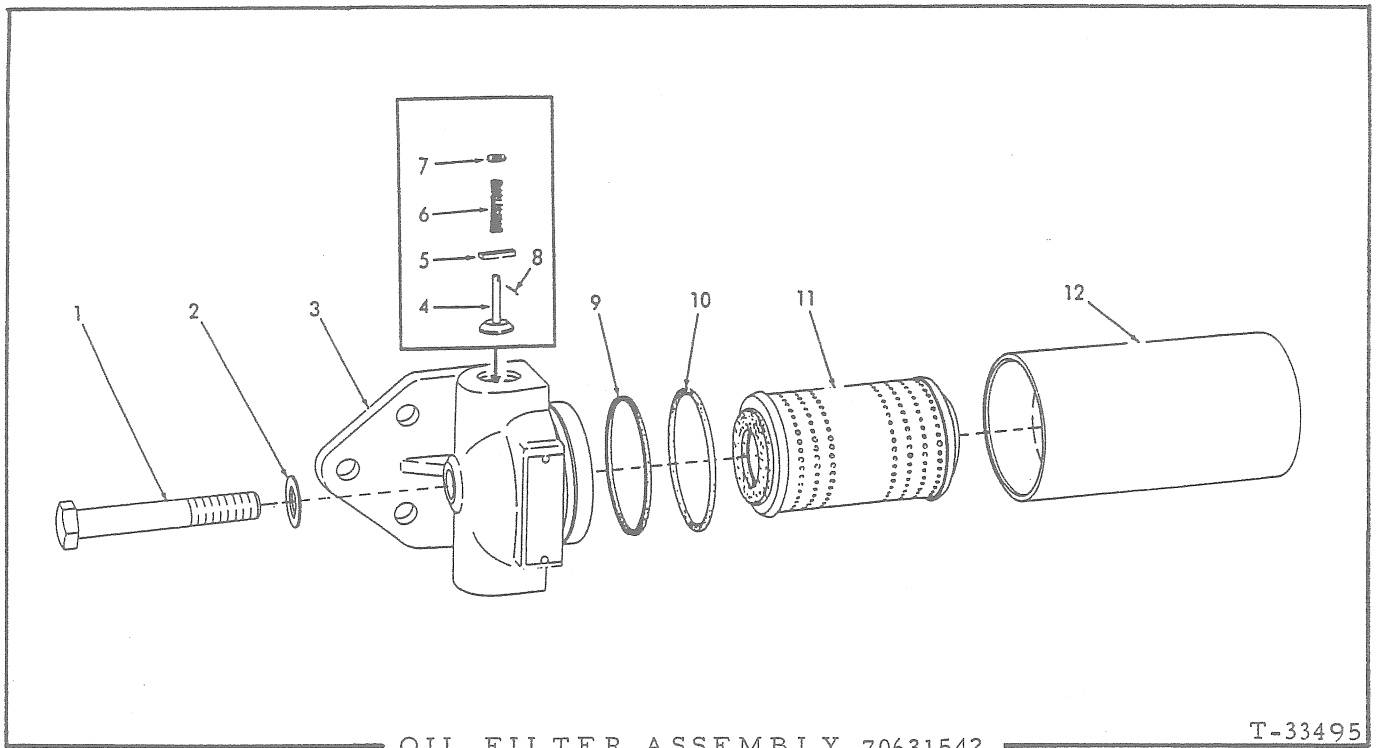


OIL FILTER ASSEMBLY 70629707

T-32133

USAGE: See page 171

ITEM	PART NO.	QTY.	DESCRIPTION
1	70623045	1	BRACKET, mounting
	70903765	2	SCREW, machine, 5/16"NC x 2-1/2"
	70904205	2	LOCKWASHER, 5/16"
	70901151	2	NUT, square, 5/16"NC
2	70629643	1	CASE
3	70623049	1	ELEMENT PACKAGE (Includes item 4)
4	70923600	1	O-RING, case cover
5	70629642	1	COVER ASSEMBLY (Includes relief valve)
6	70070960	6	CAPSCREW, 3/8"NC x 1-1/2"
	70904206	6	LOCKWASHER, 3/8"

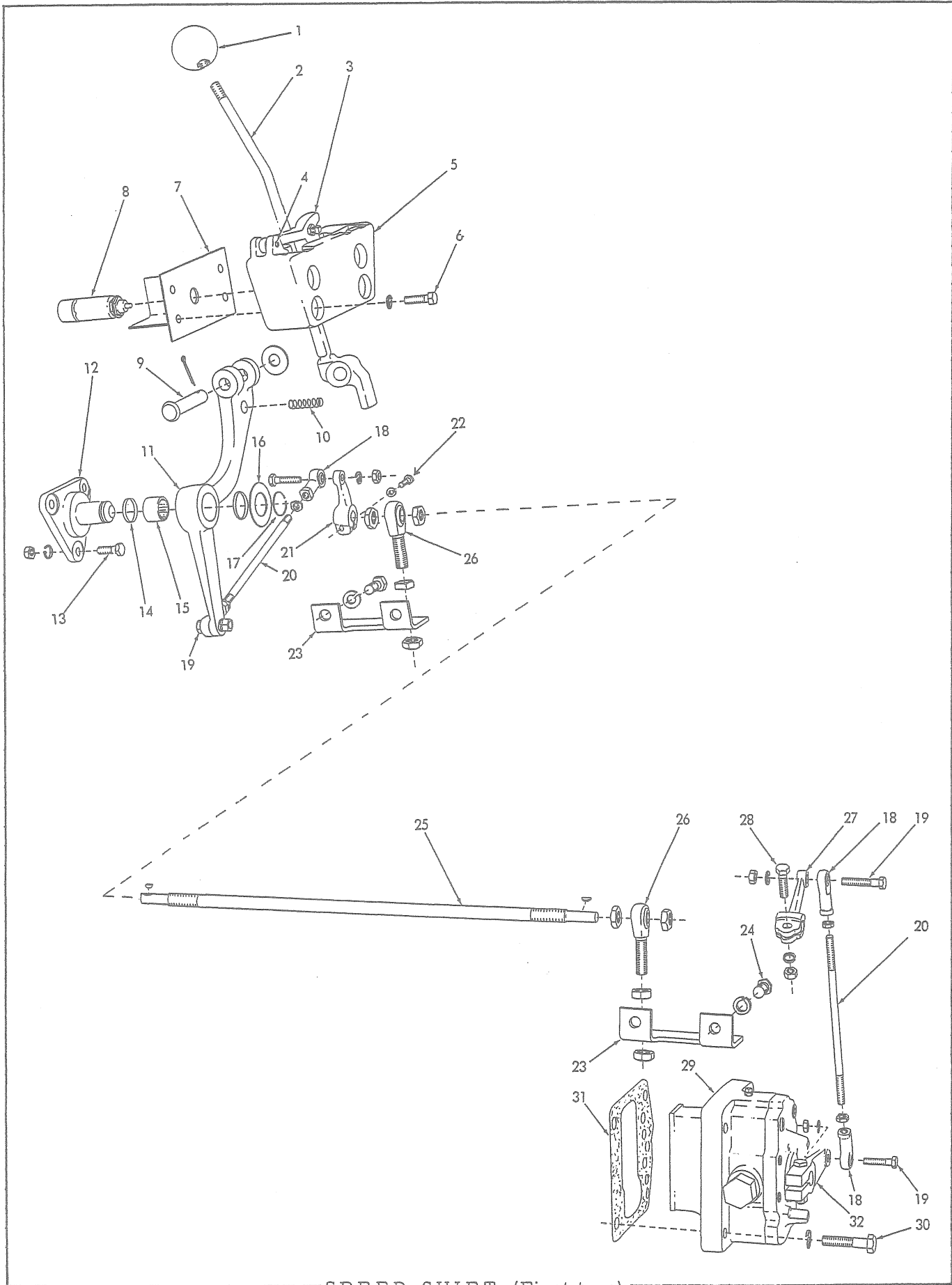


OIL FILTER ASSEMBLY 70631542

T-33495

USAGE: See page 173

ITEM	PART NO.	QTY.	DESCRIPTION
1	70070299	1	CAPSCREW, tank retaining (5/8"NF x 4")
2	70631869	1	WASHER, tank retaining capscrew
3	70631846	1	HEAD
4	-----	1	VALVE, by-pass (Requires snap ring)(Early units. Order VALVE 70646302 and PIN 70900970)
	70646302	1	VALVE, by-pass (Requires cotter pin)(Late units)
5	70631868	1	SPANNER, by-pass valve
6	70631870	1	SPRING, by-pass valve
7	70632060	1	WASHER, by-pass valve spring
8	70632061	1	RING, snap, by-pass valve (Early units)
	70900970	1	PIN, cotter, 1/16" x 1/2" (Late units)
9	70632062	1	RING, sealing, filter head
10	70632063	1	O-RING, filter head
11	70631828	1	ELEMENT KIT (Includes items 2, 9 and 10)
12	70631872	1	TANK



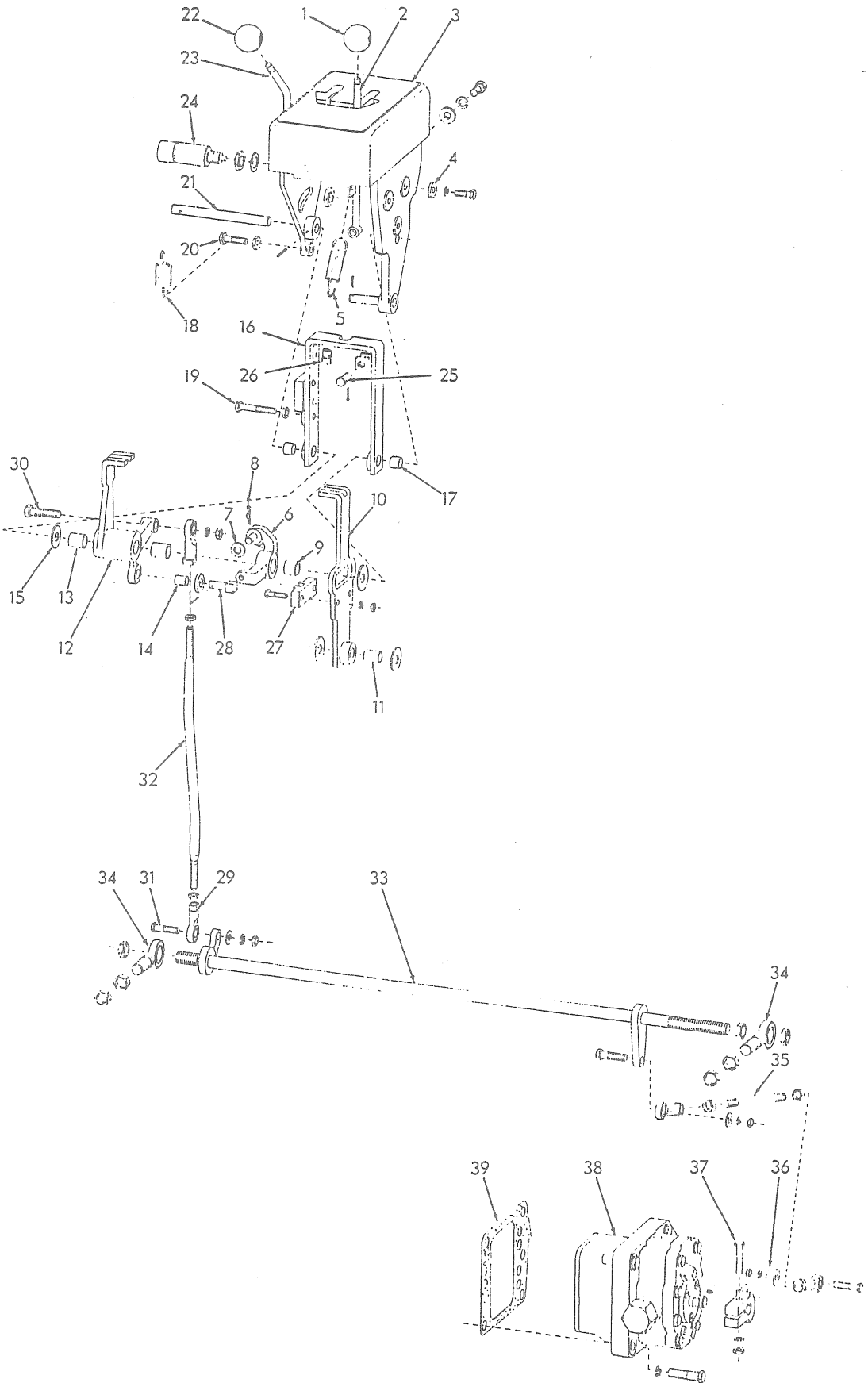
SPEED SHIFT (First type)

SPEED SHIFT

USAGE: Loaders prior to serial No. 23003

ITEM	PART NO.	QTY.	DESCRIPTION
1	70090020	1	KNOB, operating lever
2	70624045	1	LEVER, operating
3	70624039	1	LOCK, operating lever
	70902200	1	SETSCREW, sq.-hd., oval-pt., 5/16"NC x 1-1/4"
	70914321	1	NUT, jam, 5/16"NC
4	70624040	1	PIN, retaining, operating lever lock
	70916018	1	PIN, roll, 3/32" x 5/8"
5	70624041	1	GUIDE, operating lever
6	70012992	4	CAPSCREW, 3/8"NF x 1-1/4"
	70904206	4	LOCKWASHER, 3/8"
7	70624329	1	PLATE, reinforcing
8	70631844	1	SWITCH, safety (Includes mounting nuts)
9	70624190	1	PIN, operating lever
	70911100	1	WASHER, plain, SAE std., 5/8"
	70900806	1	PIN, cotter, 1/8" x 1"
10	70043908	1	SPRING, operating lever
11	70624034	1	LEVER, bellcrank
12	70623717	1	SHAFT, pivot, bellcrank lever (Includes bracket. Serviced only as a unit)
13	70036034	3	CAPSCREW, 3/8"NF x 1"
	70904206	3	LOCKWASHER, 3/8"
	70911041	3	NUT, 3/8"NF
14	70053926	2	SEAL, dust, bellcrank lever
15	70051513	1	BEARING, needle, bellcrank lever
16	70624282	1	WASHER, lever retaining
17	70054182	1	RING, snap, pivot shaft
18	70617932	4	END, rod (female)
19	70036039	4	CAPSCREW, 3/8"NF x 1-3/8"
	70904206	4	LOCKWASHER, 3/8"
	70911041	4	NUT, 3/8"NF
20	70626462	2	ROD, connecting
	70911048	4	NUT, jam, 3/8"NF
21	70055416	1	LEVER, cross shaft, left
	70905119	1	KEY, #3 woodruff, 1/8" x 1/2"
22	70045295	1	CAPSCREW, 5/16"NC x 1"
	70904205	1	LOCKWASHER, 5/16"
23	70624320	2	BRACKET, supporting, cross shaft
24	70070467	4	CAPSCREW, 1/2"NF x 1"
	70904208	4	LOCKWASHER, 1/2"
25	70624032	1	SHAFT, cross
	70911049	4	NUT, jam, 5/8"NF
26	70619119	2	END, rod, cross shaft supporting
	70911049	4	NUT, jam, 5/8"NF

(Continued)



SPEED SHIFT (Second type)

SPEED SHIFT (Continued)

USAGE: Loaders prior to serial No. 23003

ITEM	PART NO.	QTY.	DESCRIPTION
27	70624033	1	LEVER, cross shaft, right
	70905119	1	KEY, #3 woodruff, 1/8" x 1/2"
28	70035336	1	CAPSCREW, 3/8"NF x 1-3/4"
	70904206	1	LOCKWASHER, 3/8"
	70911041	1	NUT, 3/8"NF
29	70633190	1	VALVE ASSEMBLY (See page 181 for parts)
30	70921556	5	CAPSCREW, 1/2"NC x 2"
	70904208	5	LOCKWASHER, 1/2"
31	70624281	1	GASKET, valve to transmission case
32	70624035	1	LEVER, control valve
	70905119	1	KEY, #3 woodruff, 1/8" x 1/2"
	70035336	1	CAPSCREW, 3/8"NF x 1-3/4"
	70904206	1	LOCKWASHER, 3/8"
	70911041	1	NUT, 3/8"NF

SPEED SHIFT

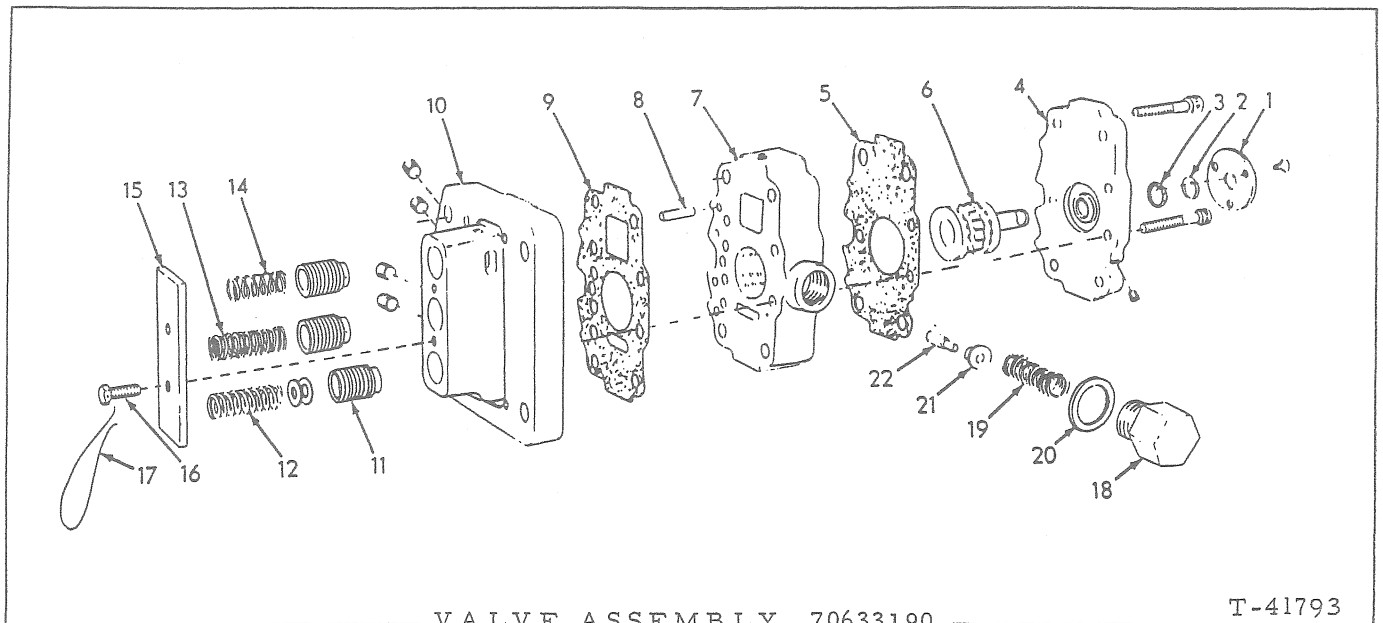
USAGE: Effective with loaders serial No. 23003

1	70629709	1	KNOB, range selector lever
2	70628667	1	LEVER, range selector
3	-----	1	GUIDE, range selector lever and safety switch lever (Used prior to loader #23155 excluding #23074, 23084 thru 23086, 23088, 23090 thru 23093. Order GUIDE 70639912 and BRACKET ASSY. 70639911)
	70639912	1	GUIDE, range selector lever and safety switch lever (Effective with loader #23155, including #23074, 23084 thru 23086, 23088, 23090 thru 23093)
	70919761	1	PIN, spring, 1/8" x 1-1/4"
	70903775	5	CAPSCREW, 3/8"NC x 7/8"
	70904206	5	LOCKWASHER, 3/8"
4	70044973	5	WASHER, plain
5	70034253	1	SPRING, range selector lever
6	70632078	1	LEVER ASSEMBLY, pivot shaft (Includes item 9)
7	70099043	1	WASHER, plain
8	70098817	1	CLIP, locking
9	70063222	1	BUSHING, pivot shaft lever
10	70632102	1	LEVER ASSEMBLY, forward speed (Includes item 11)
	70900818	3	WASHER, plain, U. S. std., 1/2"
	70910967	1	PIN, cotter, 1/8" x 7/8"
11	70631476	1	BUSHING, forward lever
12	70628664	1	LEVER ASSEMBLY, reverse speed (Includes items 13 and 14)
13	70071800	2	BUSHING, reverse speed lever (large)
14	70628138	1	BUSHING, reverse speed lever (small)
15	70632126	3	SHIM, lever adjustment (Use as req'd)

(Continued)

SPEED SHIFT (Continued)

ITEM	PART NO.	QTY.	DESCRIPTION
16	70632046	1	BRACKET ASSEMBLY, safety switch lever (Includes item 17) (Used prior to loader #23155, excluding #23074, 23084 thru 23086, 23088, 23090 thru 23093)
	70639911	1	BRACKET ASSEMBLY, safety switch lever (Includes item 17) (Effective with loader #23155, including #23074, 23084 thru 23086, 23088, 23090 thru 23093)
17	70049988	2	BUSHING, safety switch lever bracket
18	70088428	1	SPRING, retracting
19	70046419	1	CAPSCREW, 3/8"NF x 2"
	70911048	1	NUT, jam, 3/8"NF
20	70013058	1	CAPSCREW, 3/8"NC x 1-1/4"
	70911034	1	NUT, jam, 3/8"NC
21	70628612	1	SHAFT, pivot, lever
	70919761	1	PIN, roll, 1/8" x 1-1/4"
22	70632038	1	KNOB, safety switch lever
23	70633162	1	LEVER, safety switch
24	70631844	1	SWITCH, safety (Includes mounting nuts)
25	70078810	1	PIN, pivot, safety switch lever
	70900801	1	PIN, cotter, 3/32" x 3/4"
26	70629634	1	SPRING, safety switch lever
27	70632103	1	BRACKET, forward speed lever
	70910874	2	CAPSCREW, 1/4"NF x 1"
	70904204	2	LOCKWASHER, 1/4"
	70911040	2	NUT, 1/4"NF
28	70632039	1	PIN, pivot, forward speed lever bracket
	70900801	1	PIN, cotter, 3/32" x 3/4"
	70911997	1	WASHER, spacing
29	70617932	4	END, rod
30	70035336	1	CAPSCREW, 3/8"NF x 1-3/4"
31	70036039	3	CAPSCREW, 3/8"NF x 1-3/8"
	70911115	2	WASHER, plain, SAE std., 3/8"
	70904206	4	LOCKWASHER, 3/8"
	70911041	4	NUT, 3/8"NF
32	70633561	1	ROD, connecting, upper
	70911048	2	NUT, jam, 3/8"NF
33	70633174	1	SHAFT, cross
	70911049	3	NUT, jam, 5/8"NF
34	70619119	2	END, rod, cross shaft supporting
	70911049	4	NUT, jam, 5/8"NF
35	70633568	1	ROD, connecting, lower
	70911048	2	NUT, jam, 3/8"NF
36	70633128	1	LEVER, valve rotor
	70905119	1	KEY, #3 woodruff, 1/8" x 1/2"
37	70035336	1	CAPSCREW, 3/8"NF x 1-3/4"
	70904206	1	LOCKWASHER, 3/8"
	70911041	1	NUT, 3/8"
38	70633190	1	VALVE ASSEMBLY (See page 181 for parts)
	70921556	5	CAPSCREW, 1/2"NC x 2"
	70904208	5	LOCKWASHER, 1/2"
39	70624281	1	GASKET, valve to transmission case



VALVE ASSEMBLY 70633190

T-41793

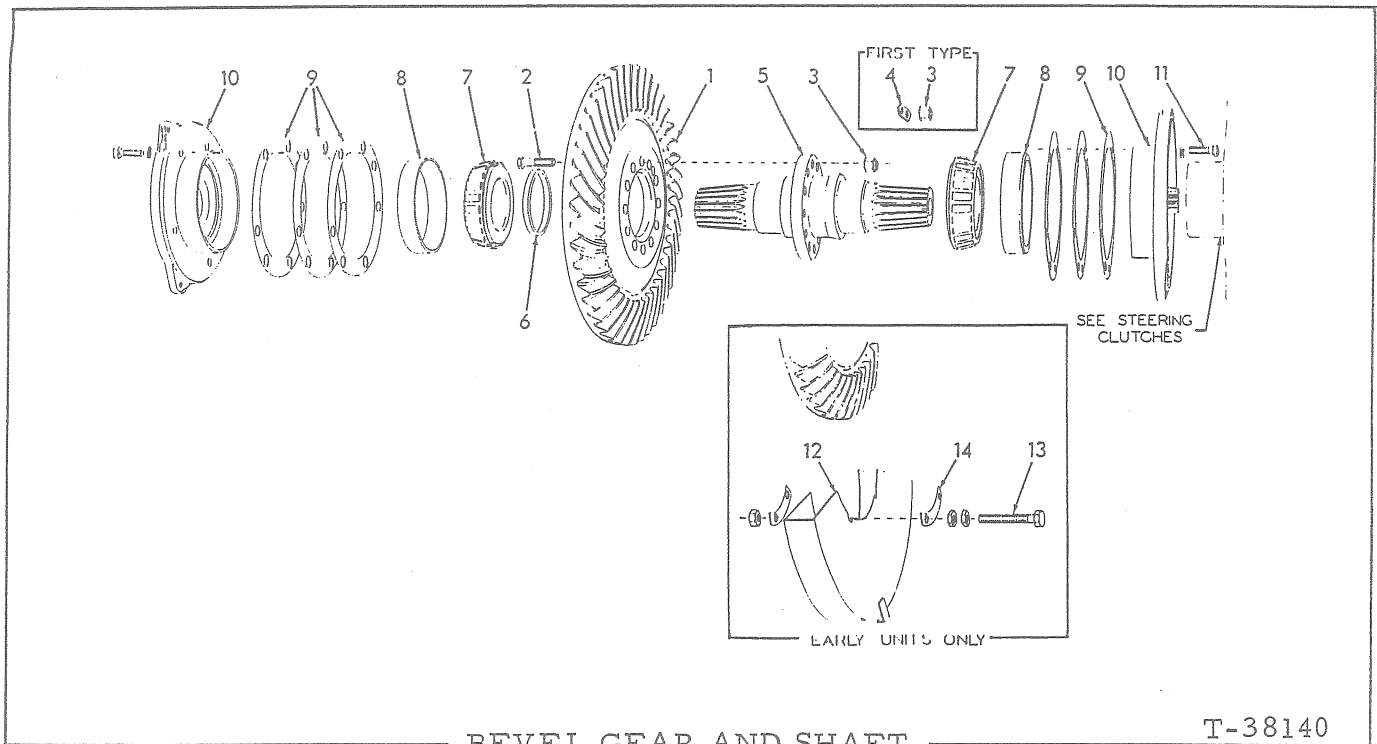
USAGE: See page 177 and 179

ITEM	PART NO.	QTY.	DESCRIPTION
1	70624188	1	PLATE, seal retaining
	70910170	3	SCREW, machine, flat-hd., 1/4"NC x 1/2"
2	70624273	1	WASHER, seal retaining
3	70624280	1	SEAL, rotor stem
4	70624270	1	HEAD (Used prior to loader #23003)
	70629153	1	HEAD (Effective with loader #23003)
	70624274	1	PLUG, pipe, hex-socket, 1/16"NPT
	70912271	3	CAPSCREW, socket-hd., 3/8"NC x 2-1/2"
	70917788	4	CAPSCREW, socket-hd., 7/16"NC x 2-1/2"
5	70624269	1	GASKET, valve head
6	70624272	1	ROTOR, valve
7	70627416	1	HOUSING ASSY., rotor (Includes item 8)(Used prior to Loader #23132)
	70634685	1	HOUSING ASSY., rotor (Includes item 8)(Used on Loaders #23132 thru #25099)
	70665597	1	HOUSING ASSY., rotor (Includes item 8)(Effective with Loader #25100)
8	70624195	4	PIN, plugging, valve housing
9	70624267	1	GASKET, valve housing (Used on Loaders prior to #25100)
	70662071	1	GASKET, valve housing (Effective with Loader #25100)
10	70624266	1	HOUSING, regulating valves
	70918850	4	PLUG, pipe, hex-socket, 1/4"NPT

(Continued)

VALVE ASSEMBLY 70633190 Continued)

ITEM	PART NO.	QTY.	DESCRIPTION
11	70624194	3	VALVE, pressure regulating
12	70624330	1	SPRING, pressure regulating valve (speed shift)(Used prior to loader #23003)
	70639695	1	SPRING, pressure regulating valve (speed shift)(Effective with loader #23003)
	70900816	4	WASHER, plain, U.S. std., 1/4" (Use as req'd)
13	70624193	1	SPRING, pressure regulating valve (torque converter system)(Used prior to loader #23003)
	70639696	1	SPRING, pressure regulating valve (torque converter system)(Effective with loader #23003)
14	70624192	1	SPRING, pressure regulating valve (transmission lubrication)
15	70624189	1	PLATE, spring retaining
16	70012468	2	CAPSCREW, drilled-hd., 5/16"NC x 7/8"
17	70023633	1	WIRE, locking, 1/16" x 12"
18	70624198	1	CAP, detent spring (Used prior to loader #23132)
	70638888	1	CAP, detent spring (Effective with loader #23132)
19	70624193	1	SPRING, detent
20	70080344	1	WASHER, detent spring cap
21	70624265	1	SEAT, detent spring
22	70624264	1	PIN, detent

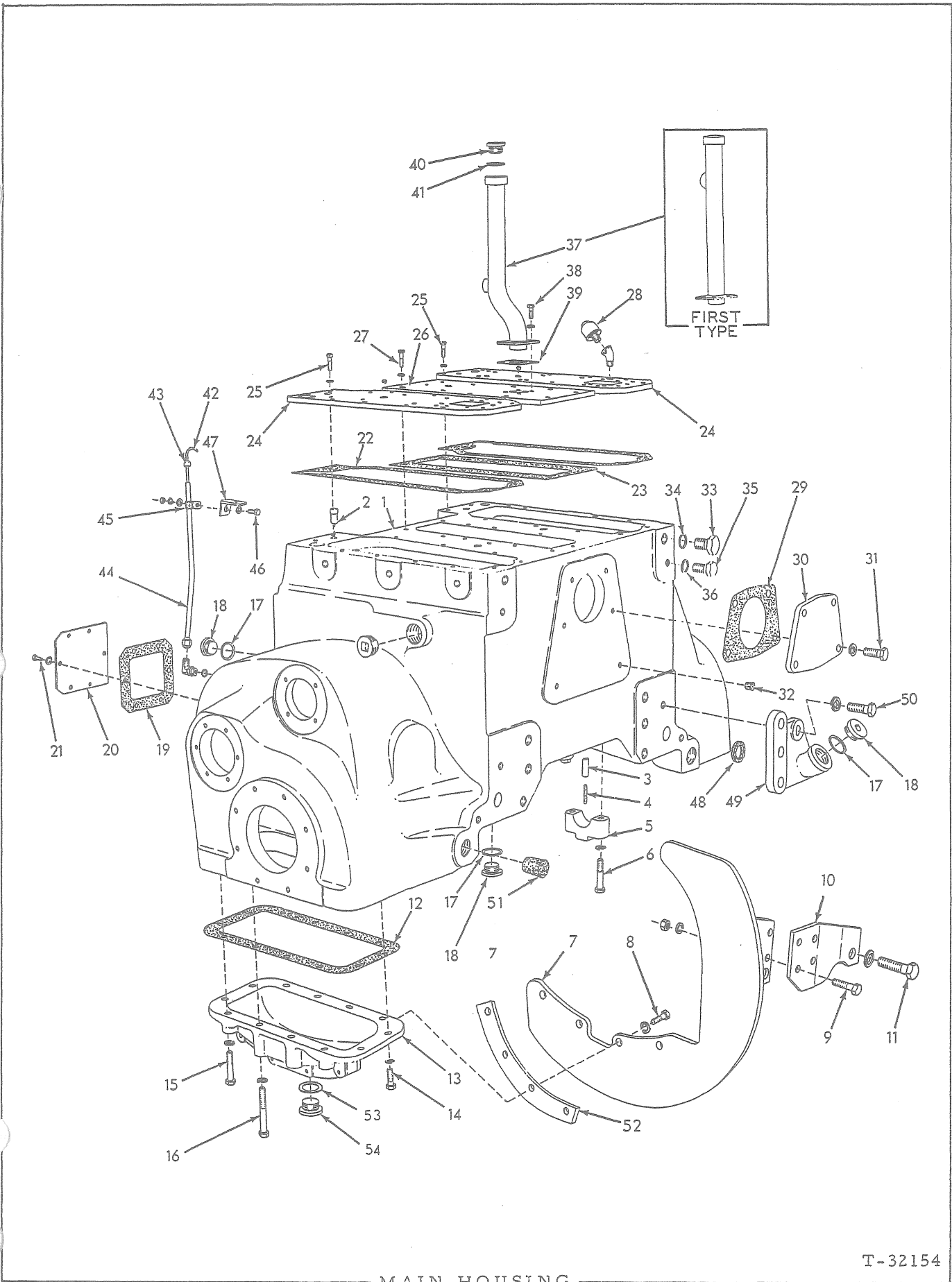


BEVEL GEAR AND SHAFT

T-38140

ITEM	PART NO.	QTY.	DESCRIPTION
1	70624636	1	GEAR, bevel
2	70654541	12	CAPSCREW (1/2"NF x 2")
3	70038234	12	NUT, high, 1/2"NF (Used prior to Loader #23424)
	70643287	12	NUT, elastic stop, 1/2"NF (Effective with loader #23424)
4	70035065	6	LOCK, not (Used prior to loader #23424)
5	70685732	1	SHAFT, bevel gear (Service replacement)(Also order 1 Capscrew 70663117, 1 Washer 70666366, 2 Lock 70684478 and 2 Capscrew 70684479)
6	70627472	1	SPACER, shaft bearing
7	70629062	2	CONE ASSY., shaft bearing
8	70061086	2	CUP, shaft bearing
9	70050228	12	SHIM, bearing adjustment (.005" thick. Use as required)
	70050229	12	SHIM, bearing adjustment (.007" thick. Use as required)
	70050230	12	SHIM, bearing adjustment (.010" thick. Use as required)
10	70641334	2	CAGE, bearing
11	70920583	10	CAPSCREW, 1/2"NC x 1-1/2"
	70910210	10	LOCKWASHER, external teeth, 1/2"
<u>NOTE:</u> Items listed below are applicable to loaders prior to serial No. 23054 only.			
12	70639475	1	PAN, oil
13	70050268	2	CAPSCREW, oil pan (Also attaches bearing cage)
	70911035	4	NUT, jam, 1/2" NC
	70911028	2	NUT, regular, 1/2"NC
14	70639473	2	LOCK, nut

(Revised June 1979)



MAIN HOUSING

T-32154

(Revised June 1979)

MAIN HOUSING

ITEM	PART NO.	QTY.	DESCRIPTION
1	70623734	1	HOUSING ASSY. (Includes items 2 thru 6)
	70901667	2	PLUG, pipe, ctsk-hd., 1-1/4"NPT
	70919840	1	PLUG, pipe, hex-hd., 1/4"NPT (Loader #24234 and up)
2	70624485	2	PIN, dowel, clutch compartment covers
3	70076726	2	WICK ASSY., pivot shaft lubricating (Consists of 1 pin and item 4. Also serves as dowel pin for pivot shaft)
4	70050357	2	WICK, pivot shaft lubricating (felt)
5	70051858	4	CAP, truck frame pivot shaft
6	70921597	8	CAPSCREW, 5/8"NC x 3"
	70912942	8	LOCKWASHER, 5/8"
NOTE: Items 7 thru 11 are Special Equipment.			
7	70630655	1	GUARD, track sprocket, left
	70630656	1	GUARD, track sprocket, right
8	70919048	8	CAPSCREW, 1/2"NC x 1-5/8"
	70912441	8	LOCKWASHER, 1/2"
9	70916313	4	CAPSCREW, 1/2"NC x 1-1/4"
	70912441	4	LOCKWASHER, 1/2"
	70911028	4	NUT, 1/2"NC
10	70097915	1	PLATE, guard attaching, left
	70097916	1	PLATE, guard attaching, right
11	70922744	2	CAPSCREW, 3/4"NC x 2-1/2"
	70914726	2	LOCKWASHER, 3/4"
	70035067	2	CAPSCREW, 1/2"NF x 2"
	70064531	2	WASHER, plain
	70904208	2	LOCKWASHER, 1/2"
	70911043	2	NUT, 1/2"NF
12	70667206	2	GASKET, final drive compartment bottom cover
13	70668860	2	COVER, final drive compartment, bottom
14	70915987	16	CAPSCREW, 1/2"NC x 1-1/2"
15	70916317	4	CAPSCREW, 1/2"NC x 2-3/4"
16	70914399	4	CAPSCREW, 1/2"NC x 3-3/4"
	70904208	24	LOCKWASHER, 1/2"
17	70667252	6	GASKET, filler and drain plugs
18	70035250	6	PLUG, filler and drain
19	70050786	2	GASKET, final drive compartment front cover
20	70050785	2	COVER, final drive compartment, front
21	70916271	12	CAPSCREW, 3/8"NC x 1"
	70904206	12	LOCKWASHER, 3/8"
22	70627369	2	GASKET, clutch compartment cover plate
23	70624752	1	GASKET, bevel gear compartment top cover
24	70627252	2	PLATE, cover, clutch compartment
25	70916272	14	CAPSCREW, 3/8"NC x 1-1/4"
	70904206	14	LOCKWASHER, 3/8"
26	70627396	1	COVER, bevel gear compartment, top (Loaders prior to #24651)
	70650815	1	COVER, bevel gear compartment, top (Loaders #24651 and up)
27	70916272	6	CAPSCREW, 3/8"NC x 1-1/4"
	70904206	6	LOCKWASHER, 3/8"

} For loaders equipped with TR-6 Ripper

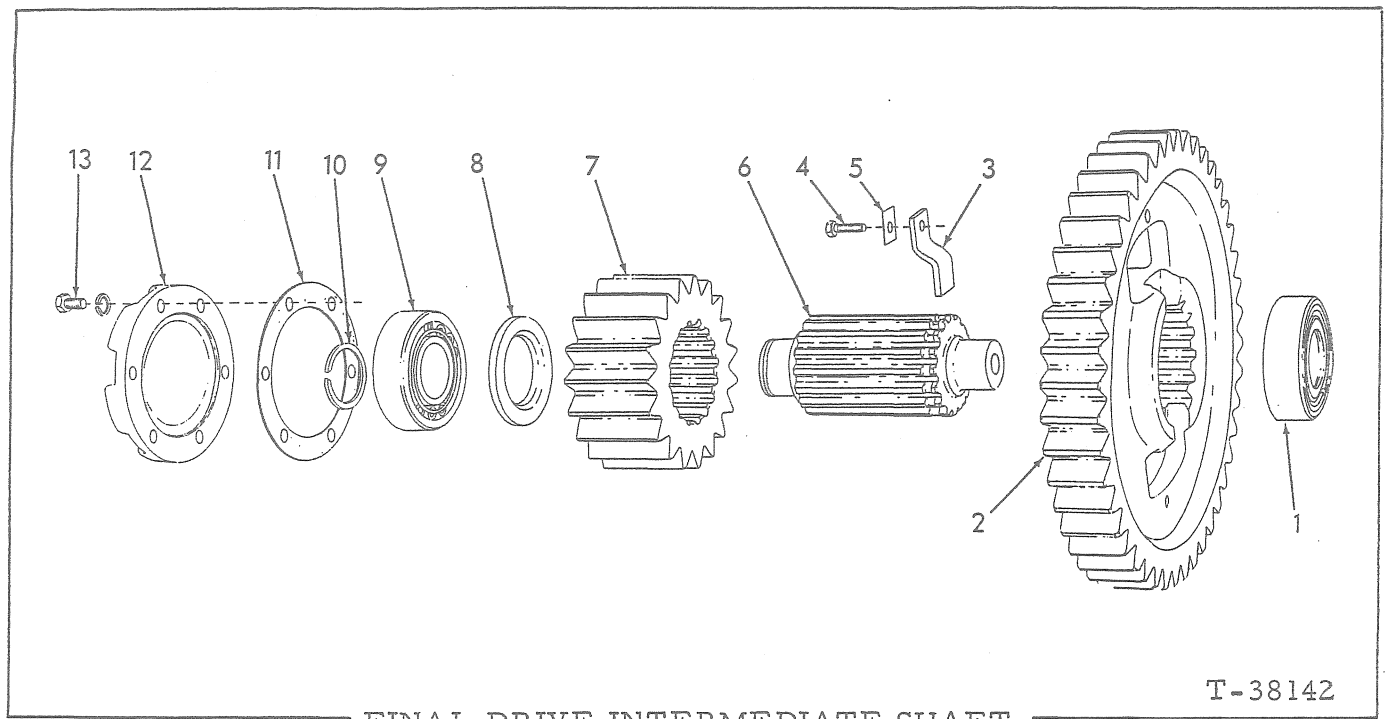
} 2 additional required on loaders #24651 and up

(Continued)

(Revised June 1979)

MAIN HOUSING (Continued)

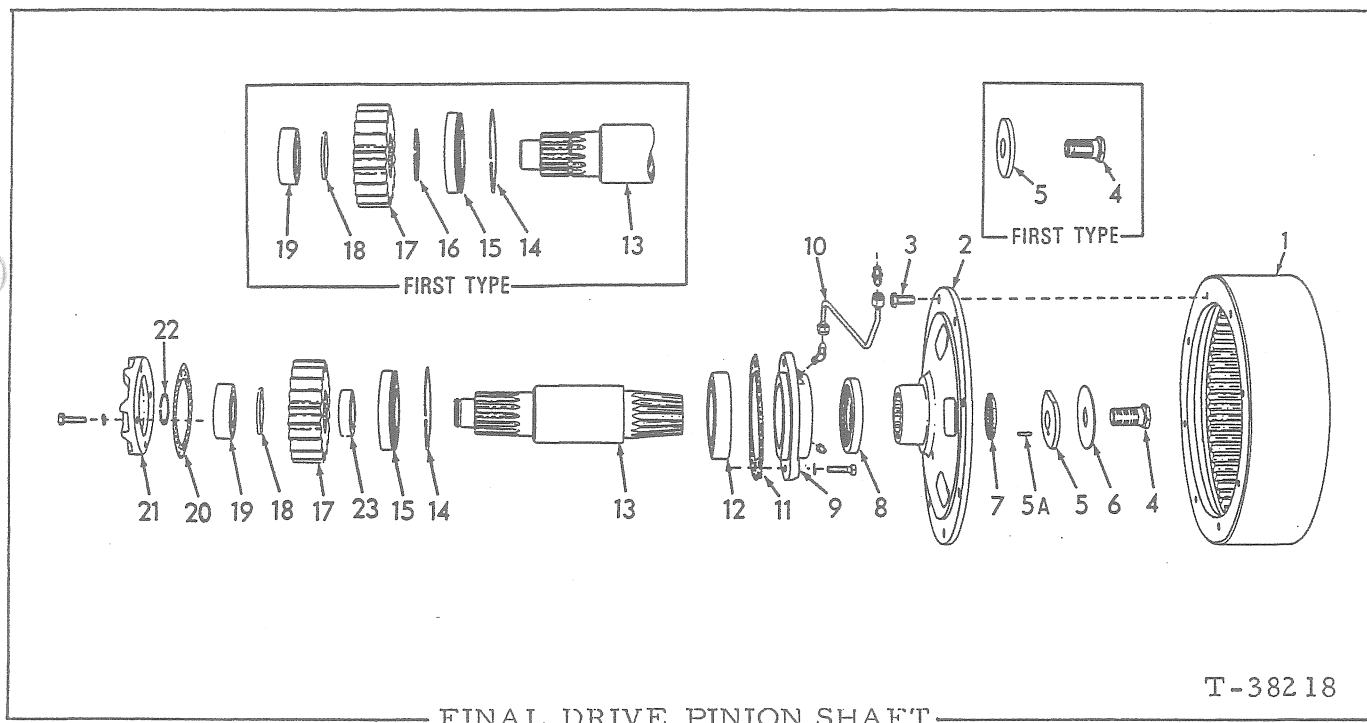
ITEM	PART NO.	QTY.	DESCRIPTION
28	70050748	2	BREATHER, final drive
	70910149	2	ELBOW, street, 45°, 3/8"NPT
29	70050369	1	GASKET, bevel gear compartment rear cover
30	70050370	1	COVER, bevel gear compartment, rear
31	70913828	4	CAPSCREW, 5/8"NC x 1-1/2"
	70904209	4	LOCKWASHER, 5/8"
32	70664851	2	CORK, thread protecting (5/8" diam.)
33	70630802	2	CAPSCREW, thread protecting (1"NC x 2")
34	70630823	2	WASHER, thread protecting capscrew (copper, 1" I. D.)
35	70630801	2	CAPSCREW, thread protecting (7/8"NC x 2")
36	70630822	2	WASHER, thread protecting capscrew (copper, 7/8" I. D.)
37	70628692	1	TUBE, oil filler (Used prior to loader #23003)
	70633616	1	TUBE, oil filler (Loader #23003 thru #23235)
	70641904	1	TUBE, oil filler (Loader #23236 and up)
38	70916225	4	CAPSCREW, 3/8"NF x 1"
	70904206	4	LOCKWASHER, 3/8"
39	70628691	1	GASKET, oil filler tube
40	70050594	1	PLUG, oil filler
41	70050595	1	GASKET, oil filler plug
42	70630013	1	GAUGE ASSY., oil level (Includes item 43)
43	74506607	1	SEAL, oil level gauge
44	70630012	1	TUBE, oil level gauge
	70921402	1	ELBOW, adjustable, 90°, flare type, 1/2" tube, 3/4"NF (Includes washer, nut and O-Ring 70921349)
45	70094527	1	CLIP, supporting, oil level gauge tube
46	70916269	1	CAPSCREW, 3/8"NC x 7/8"
	70911115	2	WASHER, plain, SAE std., 3/8"
	70904206	1	LOCKWASHER, 3/8"
	70911026	1	NUT, 3/8"NC
47	70630055	1	ANGLE, oil level gauge tube (Loaders prior to #23003)
	70633617	1	ANGLE, oil level gauge tube (Loaders #23003 and up)
48	70050391	2	GASKET, oil filler elbow
49	70624064	1	ELBOW, oil filler, left
	70624065	1	ELBOW, oil filler, right
50	70013238	4	CAPSCREW, 3/4"NC x 2"
	70914726	4	LOCKWASHER, 3/4"
51	70642259	4	CORK, thread protecting (1-9/16" diam.)
52	70629609	2	PLATE, guard spacing
53	70667252	2	GASKET, drain plug (1-1/2" I. D.)
	70050595	2	GASKET, drain plug (1-1/4" I. D.)
54	70035250	2	PLUG, drain (1-1/2" thd.)
	70050594	2	PLUG, drain (1-1/4" thd.)



FINAL DRIVE INTERMEDIATE SHAFT

T-38142

ITEM	PART NO.	QTY.	DESCRIPTION
1	70638844	2	BEARING, roller, inner (1.575 I. D.)(Used prior to loader #24063)
	70645514	2	BEARING, roller, inner (1.672 I. D.)(Effective with loader #24063)
2	70628824	2	GEAR (44 teeth)
3	70628815	4	LOCK, gear retaining
4	70922763	4	CAPSCREW, 3/8"NC x 1"
5	70049936	4	LOCK, cap screw
6	77558153	2	SHAFT (If for shafts prior to loader #24063 also order 2 bearing 70645514, 2 spacer 70647277, and items 11, 12 and 13)
7	73108212	2	PINION (19 teeth)
8	70628426	2	SPACER, pinion retaining (2-1/4" I. D.)(Used prior to loader #24063)
	70647277	2	SPACER, pinion retaining (2-1/8" I. D.)(Effective with loader #24063)
9	70628333	2	BEARING, roller, outer
10	70628451	2	GASKET, cover
11	74253029	2	RING, bearing retaining (Used with shaft 77558153)
12	77558213	2	COVER, outer bearing
13	70921076	12	CAPSCREW, 3/8"NC x 1-1/4"
	70910287	12	LOCKWASHER, 3/8"



FINAL DRIVE PINION SHAFT

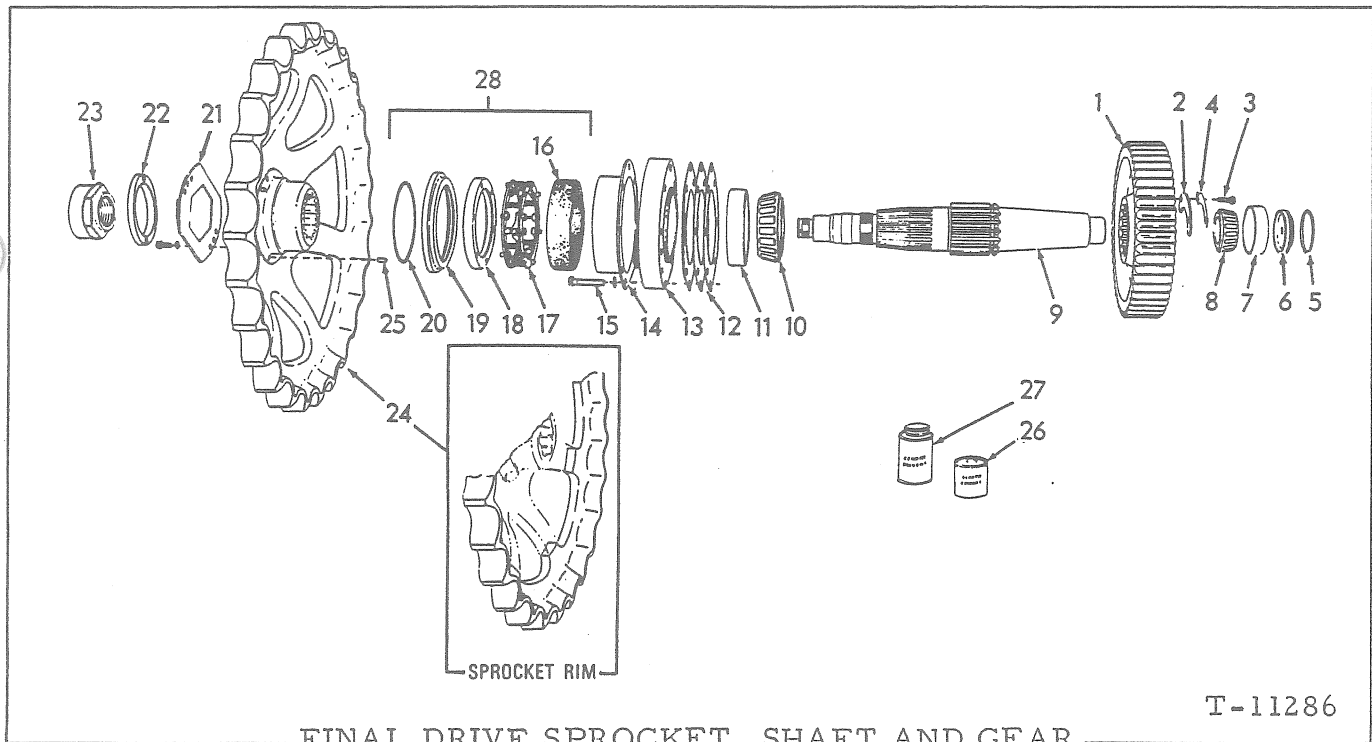
T-38218

ITEM	PART NO.	QTY.	DESCRIPTION
1	70624539	2	DRUM, brake
2	70624559	2	HUB, brake drum
3	70650835	16	BOLT, self-locking, 1/2"NC x 1"
4	70663117	2	CAPSCREW, hub retaining (self-locking)(Original equipment)(For loaders prior to #25127, also order 1 washer 70666324)
	70684479	2	CAPSCREW, hub retaining (self-locking)(Used with bevel gear shaft 70685732)
5	70666547	2	WASHER, hub retaining (Original equipment)(For loaders prior to #25127 also order 1 lock 70630052)
	70663245	2	WASHER ASSY., hub retaining (Used with shaft 70685740)
5A	70035793	2	PIN, hub retaining washer
6	70630052	2	LOCK, hub retaining (Loaders prior to #25127)
	70684480	2	LOCK, hub retaining capscrew (Used with shaft 70685740)
7	70056513	2	WASHER, hub sealing (rubber)
8	70628320	2	SEAL, oil
9	70624558	2	CAGE, oil seal
	70901651	2	PLUG, pipe, 1/8"NPT
	70927361	12	CAPSCREW, Nylok, 3/8"NC x 1-1/4"
	70910287	12	LOCKWASHER, 3/8"
10	70629629	1	TUBE ASSY., vent, left (Includes nuts)
	70629630	1	TUBE ASSY., vent, right (Includes nuts)
	70919171	2	CONNECTOR, flare type, 1/4" tube, 1/8"NPT male
	70919464	2	ELBOW, flare type, 45°, 1/4" tube, 1/8"NPT male
11	70682309	2	GASKET, oil seal cage

(Continued)

FINAL DRIVE PINION SHAFT (Continued)

ITEM	PART NO.	QTY.	DESCRIPTION
12	70624554	2	BEARING, roller, inner
13	70685740	2	SHAFT (Service replacement)(Also order 1 washer 70663245, 1 lock 70684480, 1 washer 70680874 and items 21,22 and 23)
14	70040831	2	RING, snap, intermediate bearing
15	70063912	2	BEARING, roller, intermediate
16	70049899	2	RING, snap, pinion shaft (Original equipment)
17	70628310	2	PINION (20 teeth)
18	70050295	2	WASHER, thrust (Original equipment)
	70680874	2	WASHER, thrust (Used with shaft 70685740)
19	70628429	2	BEARING, roller, outer
20	70049903	2	GASKET, outer bearing cover
21	70680901	2	COVER, outer bearing
	70921076	8	CAPSCREW, 3/8"NC x 1-1/4"
	70910287	8	LOCKWASHER, 3/8"
22	70051344	2	RING, outer bearing retaining (Used with shaft 70685740)
23	70680873	2	SPACER, pinion (Used with shaft 70685740)



ITEM	PART NO.	QTY.	DESCRIPTION	
1	73108108	2	GEAR (46 teeth)	
2	70051395	2	LOCK, gear retaining	
3	70923276	4	CAPSCREW, 3/8"NF x 1"	
4	70051396	2	LOCK, capscrew	
5	70923585	2	O-RING, shaft end cover	
6	70628341	2	COVER, shaft end, inner	
7	70080551	2	CUP, inner bearing	
8	70080552	2	CONE ASSY., inner bearing	
9	70621135	2	SHAFT, track sprocket	
10	70054246	2	CONE ASSY., intermediate bearing	
11	70050276	2	CUP, intermediate bearing	
12	70051240	4	SHIM, bearing adjustment (.005" thick)	} Use as required
	70051241	4	SHIM, bearing adjustment (.007" thick)	
	70051242	16	SHIM, bearing adjustment (.010" thick)	
13	70621134	2	RETAINER, intermediate bearing	
14	70049851	2	GUARD, inner seal	
15	70922526	16	CAPSCREW, 1/2"NC x 2-1/2"	
	70912441	16	LOCKWASHER, 1/2"	
16	70049826	2	□BOOT, inner seal	
17	70049825	2	□FOLLOWER ASSY., inner seal (Serviced only as a unit)	
18	70096158	2	□RING, inner seal (stationary)	
19	70096159	2	□RING, inner seal (rotating)	
20	70923825	2	□O-RING, seal ring	
21	70621243	2	LOCK, sprocket retaining nut	
	70927173	4	CAPSCREW, 3/8"NC x 1"	
	70910287	4	LOCKWASHER, 3/8"	
22	70681424	2	RING, nut protecting (Loaders unit #29735 and up)	
23	70621241	2	NUT, sprocket retaining	

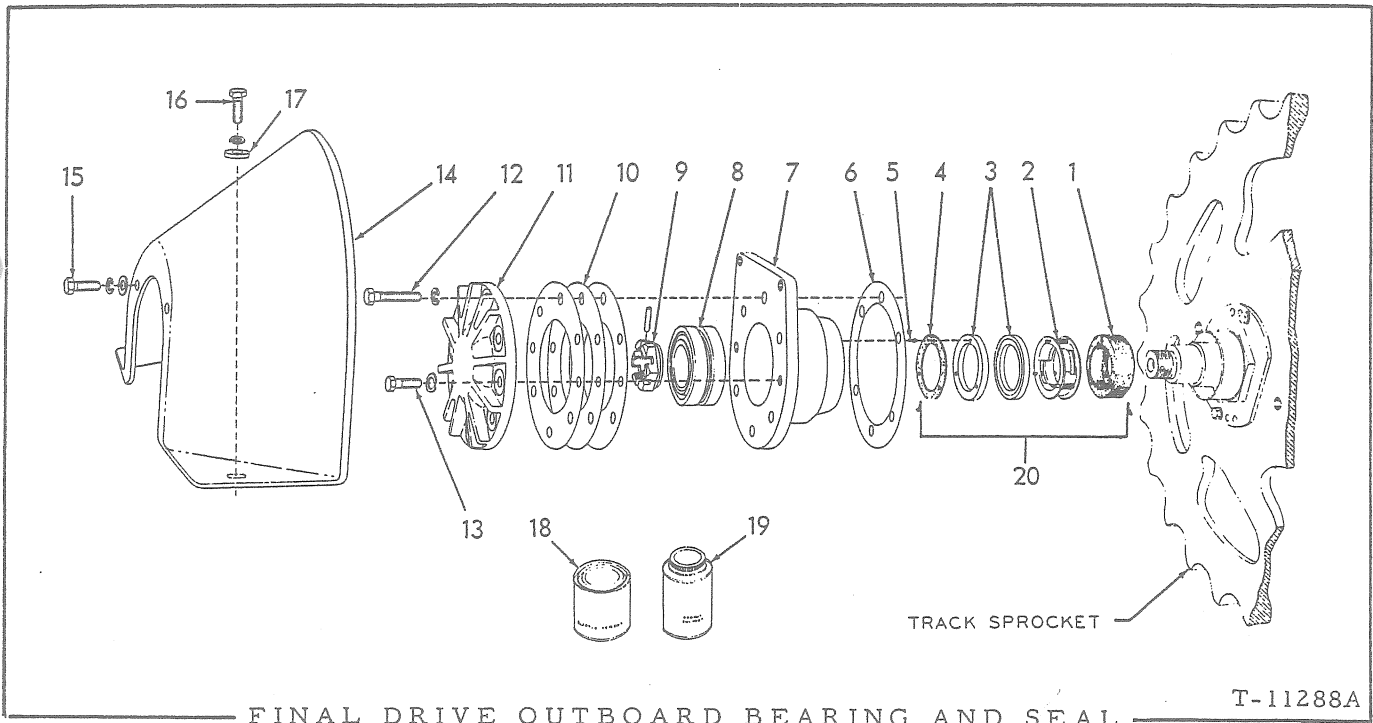
(Continued)

FINAL DRIVE SPROCKET, SHAFT AND GEAR (Continued)

ITEM	PART NO.	QTY.	DESCRIPTION
24	70629433	2	SPROCKET, track (Standard)
	70629639	2	SPROCKET, track (Optional, Has narrow tooth-base to minimize packing of track)
	70629931	2	SPROCKET, RIM only (Standard type. Requires welding to install)
25	70042930	6	PIN, driving, inner ring
26	70033288	-	CEMENT, neoprene, 1/2 pt. can
27	70054890	-	SOLVENT, neoprene cement, 1/2 pt. can
28	70096278	2	SEAL KIT (Includes parts for one (1) side only; items 16 thru 20)

} For cementing seal boots

□ Components of item 28

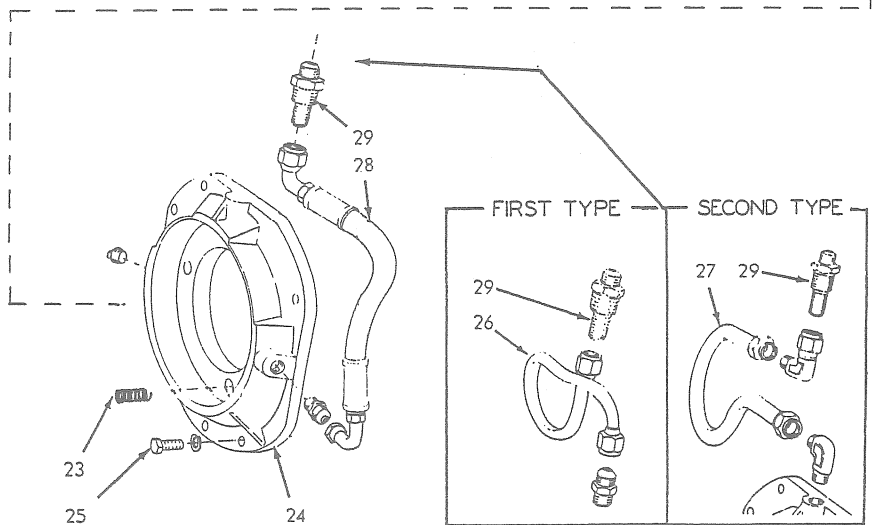
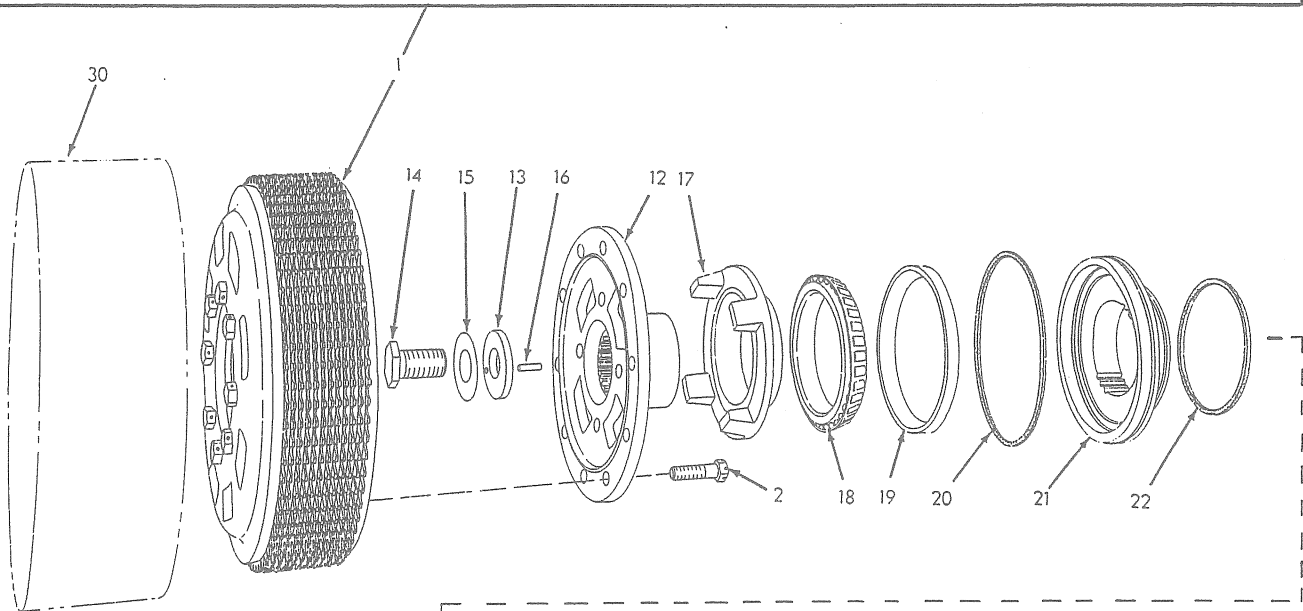
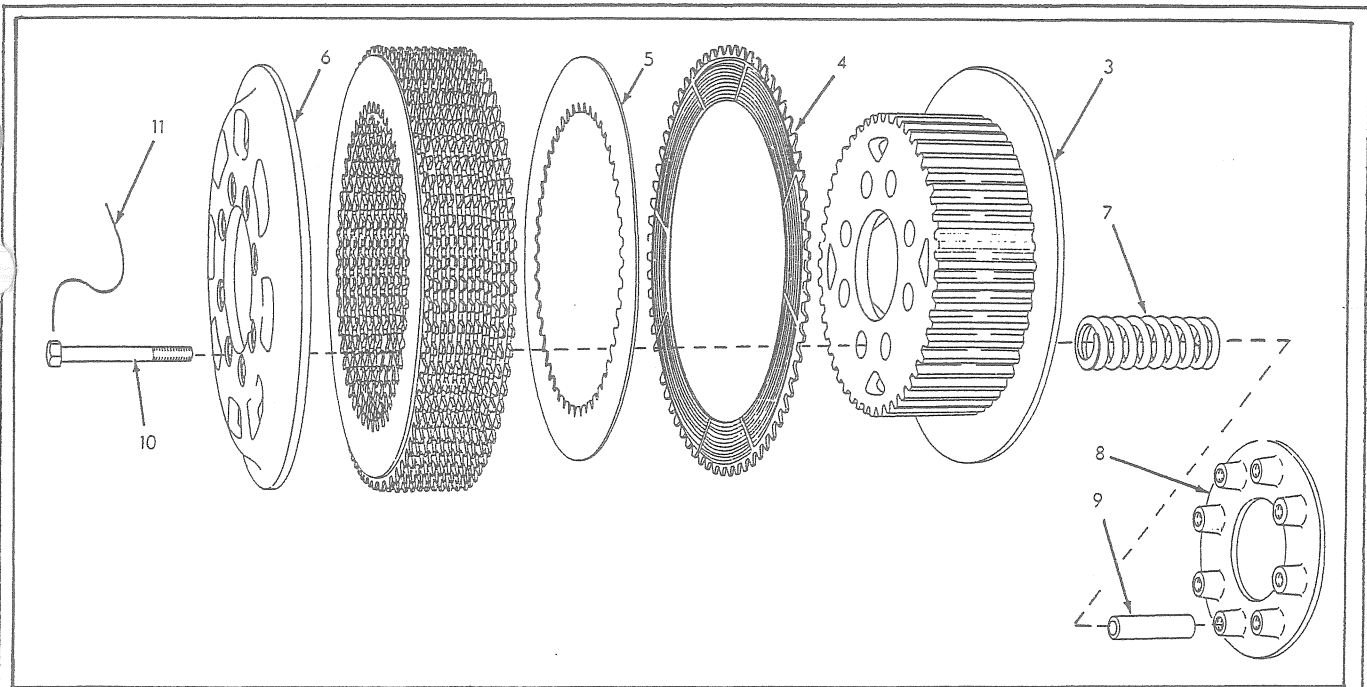


ITEM	PART NO.	QTY.	DESCRIPTION
1	70051112	2	□BOOT, seal
2	70051121	2	□SPRING ASSY., seal (Serviced only as a unit)
3	70051124	4	□RING, seal
4	70051125	2	□GASKET, seal ring
5	70081194	6	STUD, locating, seal ring (Rivets to cage)
6	70085726	18	SHIM, outboard bearing cage (.015" thick. Use as req'd)
7	70621245	2	CAGE ASSY., outboard bearing (Includes item 5)
8	70629354	2	BEARING, roller (Each consists of 1 roller assembly and cups. Serviced only as a unit)
9	70081242	2	NUT, retaining, outboard bearing
	70915513	2	PIN, spring, 1/4" x 3/4"
10	70085827	4	SHIM, bearing adjustment (.005" thick. Use as req'd)
	70085829	4	SHIM, bearing adjustment (.007" thick. Use as req'd)
	70085828	10	SHIM, bearing adjustment (.010" thick. Use as req'd)
11	70085831	2	CAP, outboard bearing
12	70924864	12	CAPSCREW, 1/2"NC x 2-1/4"
13	70927204	4	CAPSCREW, 1/2"NF x 1-1/8"
	70912441	16	LOCKWASHER, 1/2"

(Continued)

FINAL DRIVE OUTBOARD BEARING AND SEAL (Continued)

ITEM	PART NO.	QTY.	DESCRIPTION	
14	70633559	2	GUARD, track sprocket (Used prior to tractor #22793)	
	70631973	2	GUARD, track sprocket (Effective with tractor #22793)	
15	70070469	4	CAPSCREW, 1/2"NF x 1-1/4"	
	70900818	4	WASHER, plain, U. S. std., 1/2"	
16	70614478	4	CAPSCREW, 1/2"NF x 1-3/8"	
	70904208	8	LOCKWASHER, 1/2"	
17	70064531	4	WASHER, plain	
18	70033288	-	CEMENT, neoprene, 1/2 pt. can	} For cementing boots and gaskets
19	70054890	-	SOLVENT, neoprene cement, 1/2 pt. can	
20	70660382	1	SEAL KIT (Includes parts for one (1) side only; items 1 thru 4)	



STEERING CLUTCHES

T-38215

STEERING CLUTCHES

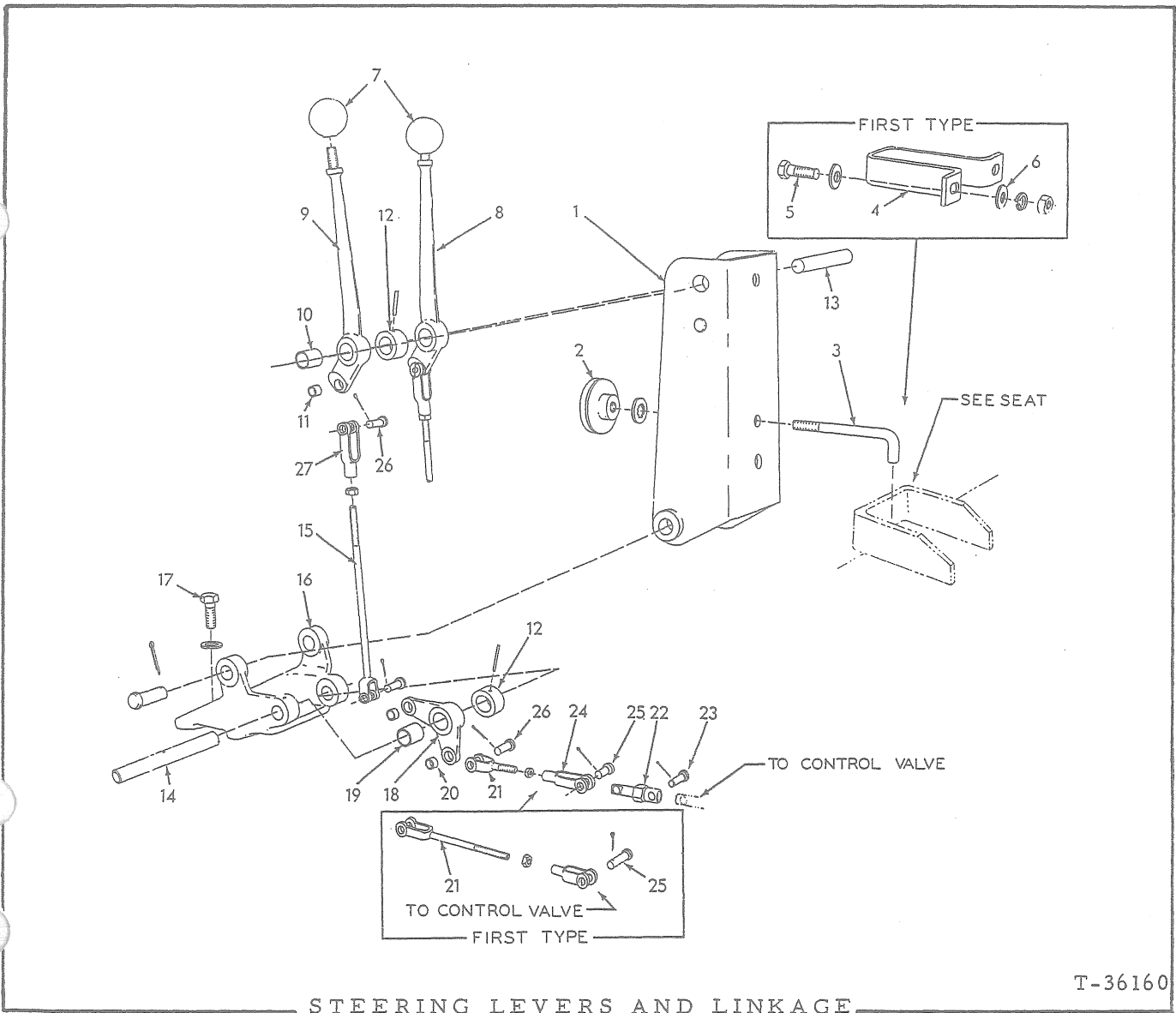
ITEM	PART NO.	QTY.	DESCRIPTION
1	70628030	2	CLUTCH ASSY. (Consists of items 3 thru 11)
2	70650753	20	BOLT, self-locking, 1/2"NC x 1-3/4"
3	70624538	2	HUB, steering clutch
4	70624561	24	DISC, friction (bi-metallic)
5	70624562	24	DISC, friction (steel)(Use as required)
6	70624362	2	PLATE, pressure
7	70628033	16	SPRING, pressure
8	70624557	2	PLATE, throwout
9	70627403	16	SPACER, throwout plate
10	70628031	16	CAPSCREW, throwout plate
11	70023633	8	WIRE, locking, 1/16" x 12"
12	70659686	2	HUB, driving (If for Loaders prior to #25050, also order SLEEVE 70659689)
13	70637932	2	WASHER ASSY., hub retaining (Includes item 16)(Loaders prior to #25127)
	70666366	2	
14	70630045	2	CAPSCREW, hub retaining (Loaders prior to #25127)
	70663117	2	
15	70651745	2	WASHER, locking (Loaders prior to #25127)
16	70035793	2	PIN, hub retaining washer (Loaders prior to #25127)
17	70627477	2	SLEEVE, throwout (Loaders prior to #25050)
	70659689	2	
18	70624642	2	CONE ASSY., clutch throwout bearing
19	70624641	2	CUP, clutch throwout bearing
20	70624673	2	RING, sealing, actuating piston, outer
21	70641328	2	PISTON, actuating
22	70624674	2	RING, sealing, actuating piston, inner
23	70629634	6	SPRING, actuating piston
24	70641343	2	RING, collector (If for Loaders prior to #23312 also order PLUG 70901653 and either HOSE 70650987 or HOSE 70650988)
25	70901653	2	PLUG, pipe, 3/8"NPT
	7092276	6	CAPSCREW, 3/8"NC x 1"
	70904206	6	LOCKWASHER, 3/8"
26	-----	2	TUBE ASSY., oil pressure (Includes nuts)(Used prior to Loader #23138. Order item 27)
	70919063	2	CONNECTOR, flare type, 1/2" tube, 3/8"NPT male
27	70641126	2	TUBE ASSY., oil pressure (Includes nuts)(Used on Loaders #23138 thru #23311)
	70919206	2	ELBOW, flare type, 1/2" tube, 3/8"NPT male
	70921279	2	ELBOW, flare type, swivel nut, 1/2" tube

(Continued)

STEERING CLUTCHES (Continued)

ITEM	PART NO.	QTY.	DESCRIPTION
28	70650987	1	HOSE, oil pressure, left (See HOSE PARTS)
	70650988	1	HOSE, oil pressure, right (See HOSE PARTS)
	70919063	2	CONNECTOR, flare type, 1/2" tube, 3/8"NPT male
29	-----	-	UNION, bulkhead (See CONTROL VALVE AND FILTERS)
30	-----	-	DRUM, brake (See FINAL DRIVE PINION SHAFT)

Effective with loader #23312



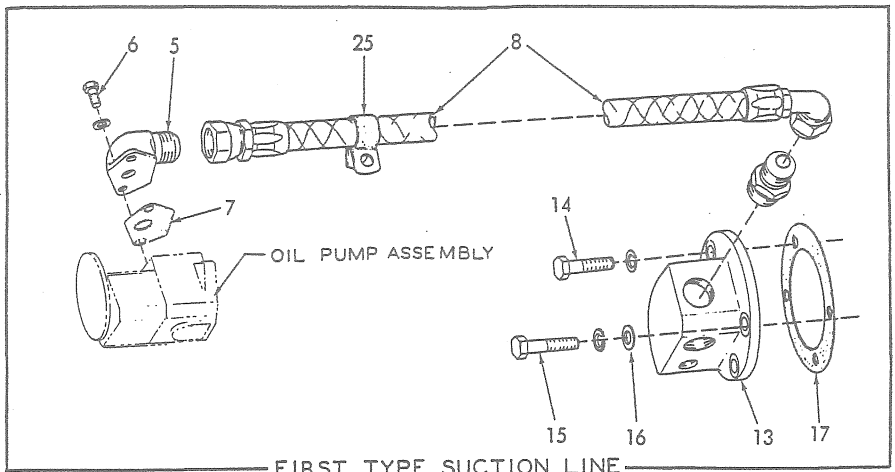
STEERING LEVERS AND LINKAGE

T-36160

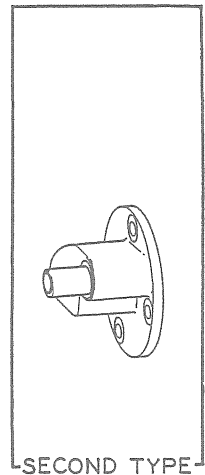
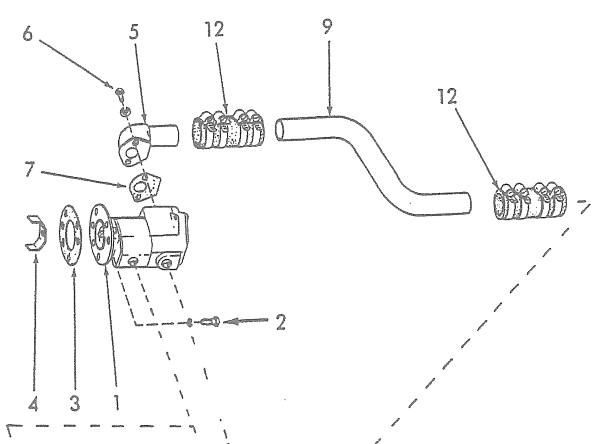
STEERING LEVERS AND LINKAGE

* Loaders prior to serial No. 23003
 ** Loaders serial No. 23003 and up

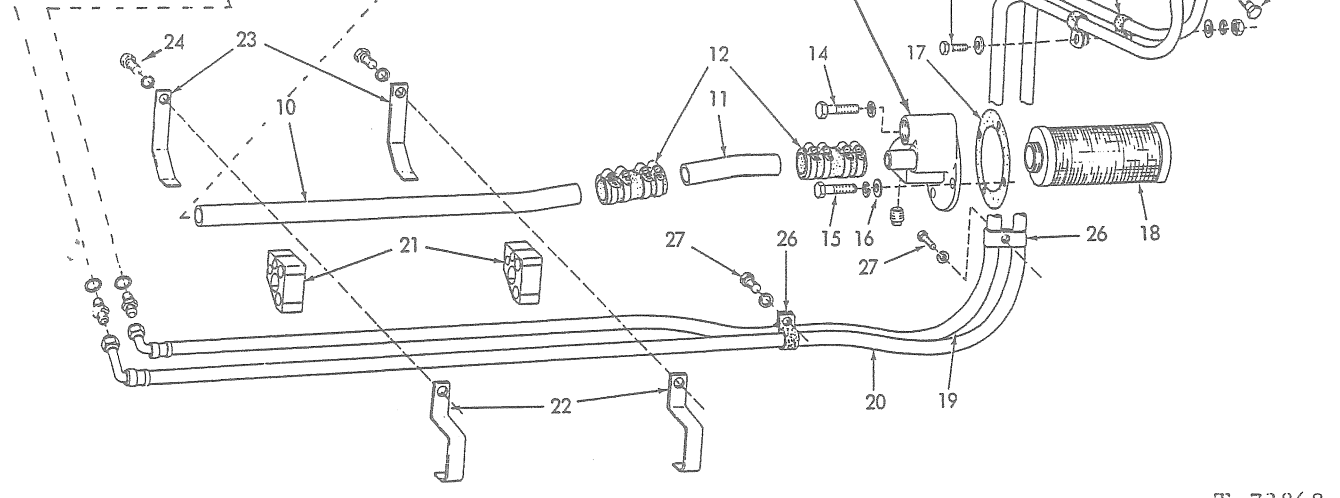
ITEM	PART NO.	QTY.		DESCRIPTION
		*	**	
1	70628154	1	1	BRACKET, steering lever
	70917650	2	2	PIN, yoke, 3/4" diam.
	70910302	2	2	PIN, cotter, 5/32" x 1-1/4"
2	70630948	1	1	KNOB, bracket supporting bolt
	70906961	-	1	LOCKWASHER, internal teeth, 1/2"
3	70630962	1	1	BOLT, hook, bracket supporting
4	70628285	1	-	BRACKET, supporting bolt
5	70035018	2	-	CAPSCREW, 1/2"NF x 1-1/2"
6	70064531	4	-	WASHER, plain
	70904208	2	-	LOCKWASHER, 1/2"
	70911043	2	-	NUT, 1/2"NF
7	70090020	2	2	KNOB, steering lever
8	70637530	1	-	LEVER ASSEMBLY, right (Includes items 10 and 11)
	70637526	-	1	LEVER ASSEMBLY, right (Includes items 10 and 11)
9	70637529	1	-	LEVER ASSEMBLY, left (Includes items 10 and 11)
	70637525	-	1	LEVER ASSEMBLY, left (Includes items 10 and 11)
10	70628157	2	2	BUSHING, steering lever (large)
11	70624584	2	2	BUSHING, steering lever (small)
12	70628160	2	2	SPACER, steering lever
	70915989	2	2	PIN, roll, 3/16" x 1-3/8"
13	70628159	2	1	SHAFT, cross, steering levers
14	70633490	-	1	SHAFT, cross, mounting bracket (Also mounts governor controls)
15	70628189	2	2	ROD, control, vertical
	70911048	2	2	NUT, jam, 3/8"NF
16	70633491	1	1	BRACKET, mounting
17	70035440	2	2	CAPSCREW, 5/8"NC x 1-1/2"
	70904209	2	2	LOCKWASHER, 5/8"
18	70628158	2	2	BELLCRANK ASSEMBLY (Includes items 19 and 20)
19	70628157	2	2	BUSHING, bellcrank (large)
20	70624584	4	4	BUSHING, bellcrank (small)
	70628188	2	-	ROD, control, horizontal
	70910980	2	-	NUT, jam, 5/16"NF
21	70917663	2	-	YOKE, rod end, adjustable, 5/16"NF
	70634754	-	2	END, yoke, horizontal control
	70910980	-	2	NUT, jam, 5/16"NF
22	70656151	-	2	OVER-TRAVEL ASSEMBLY (Serviced only as a unit)
23	70630833	-	2	PIN, over-travel
	70900942	-	2	PIN, cotter, 3/32" x 5/8"
24	70637541	-	2	YOKLE, connecting, over-travel
25	70627451	2	2	PIN, over-travel connecting yoke
	70900801	2	2	PIN, cotter, 3/32" x 3/4"
26	70078810	6	6	PIN, control rod
	70900801	6	6	PIN, cotter, 3/32" x 3/4"
27	70628736	2	2	YOKE, vertical control rod



FIRST TYPE SUCTION LINE



SECOND TYPE



STEERING PUMP AND LINES

T-72868

STEERING PUMP AND LINES

* Loaders prior to serial No. 22364
 ** Loaders serial No. 22364 thru No. 23731
 *** Loaders serial No. 23732 and up

ITEM	PART NO.	QUANTITY			DESCRIPTION
		*	**	***	
1	70099511	1	1	-	PUMP ASSEMBLY, oil (See page 202 for parts)
	70643630	-	-	1	PUMP ASSEMBLY, oil (See page 203 for parts)
2	70921194	6	6	6	CAPSCREW, Nylok, 5/16"NC x 7/8"
	70904205	6	6	6	LOCKWASHER, 5/16"
3	70099510	1	1	1	GASKET, oil pump
4	70630914	1	1	1	COUPLING, pump drive
5	70099534	1	-	-	ELBOW, pump inlet
	70630301	-	1	1	ELBOW, pump inlet
6	70045312	2	2	2	CAPSCREW, 5/16"NC x 3/4"
	70904205	2	2	2	LOCKWASHER, 5/16"
7	70099533	1	1	1	GASKET, pump elbow
8	70628186	1	-	-	HOSE ASSEMBLY, suction(See HOSE PARTS) (Order items 9 thru 12, 1 each ELBOW 70630301, COVER 70646587, HOSE 645438, BLOCK 70628634, CLAMP 70628632, CLAMP 70628633, CAPSCREW 70070469 and LOCKWASHER 70904208)
	70919064	1	-	-	CONNECTOR, flare type, 1" tube, 1"NPT male
9	70630288	-	1	-	TUBE, suction line, front section
	70644373	-	-	1	TUBE, suction line, front section
10	70630287	-	1	1	TUBE, suction line, center section
11	70630286	-	1	1	TUBE, suction line, rear section
12	70630636	-	4	4	HOSE, suction line
	70921912	-	16	16	CLAMP, hose, 1-1/16" to 2" diam.
13	-----	1	-	-	COVER, oil screen compartment (Order items 9 thru 12, 1 each COVER 70646587, HOSE 70645438, ELBOW 70630301, BLOCK 70628634, CLAMP 70628633, CLAMP 70628632, CAPSCREW 70070469 and LOCKWASHER 70904208)
	-----	-	1	1	COVER, oil screen compartment (Used prior to loader #24037. Order COVER 70646587 and HOSE 70645438)
	70646587	-	-	1	COVER, oil screen compartment (Effective with loader #24037)
	70905261	-	-	1	PLUG, pipe, 1/2"NPT (For units without PUSH-START HYDRAULICS)
14	70921556	1	3	3	CAPSCREW, 1/2"NC x 2" (1 used prior to loader #23003)
15	70035712	3	1	1	CAPSCREW, 1/2"NC x 2-1/4" (3 used prior to loader #23003)
	70904208	4	4	4	LOCKWASHER, 1/2"
16	70058614	3	1	1	WASHER, plain (3 used prior to loader #23003)

(Continued)

(Revised June 1979)

STEERING PUMP AND LINES (Continued)

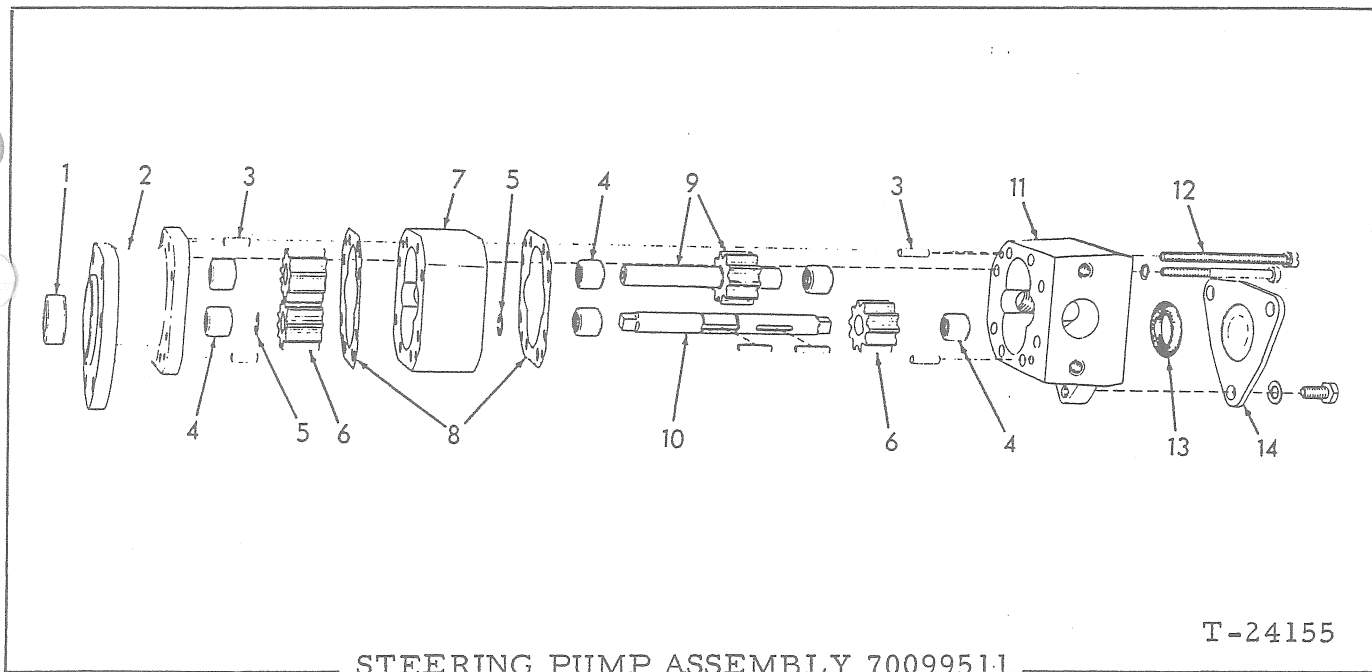
QUANTITY

ITEM	PART NO.	*	**	***	DESCRIPTION
17	70623805	1	1	1	GASKET, screen compartment cover
18	70623268	1	1	1	SCREEN, oil
19	70633376	1	1	-	HOSE ASSEMBLY, pump to right filter (See HOSE PARTS) (Used prior to loader #23003)
	70919128	1	1	-	CONNECTOR, flare type, 1/2" tube, 1/2"NPT male
	70919272	1	1	-	ELBOW, flare type, 90°, 1/2" tube, 3/4"NPT male
	70644356	-	1	1	HOSE, pump to filter (See HOSE PARTS)(Effective with loader #23003)
	70919128	-	1	-	CONNECTOR, flare type, 1/2" tube, 1/2"NPT male
	70921466	-	1	1	CONNECTOR, flare type, 1/2" tube, 3/4"NPT male
	70921409	-	-	1	CONNECTOR, flare type, 1/2" tube, 3/4" straight thread (Includes O-RING 70921349)
20	-----	1	1	-	HOSE ASSEMBLY, pump to left filter (Order HOSE 70643855)
	70643855	-	-	1	HOSE, pump to filter (See HOSE PARTS)
	70919128	1	1	-	CONNECTOR, flare type, 1/2" tube, 1/2"NPT male
	70919272	1	1	-	ELBOW, flare type, 90°, 1/2" tube, 3/4"NPT male (Used prior to loader #23003)
	70921466	-	1	1	CONNECTOR, flare type, 1/2" tube, 3/4"NPT male (Effective with loader #23003)
	70921409	-	-	1	CONNECTOR, flare type, 1/2" tube, 3/4" straight thread (Includes O-RING 70921349)
21	70628634	1	2	-	BLOCK, suction line supporting (rubber)
	70644371	-	-	2	BLOCK, suction line supporting (rubber)
22	70628632	1	2	-	CLAMP, suction line supporting
	70644369	-	-	2	CLAMP, suction line supporting
23	70628633	1	2	-	CLAMP, suction line supporting
	70644368	-	-	2	CLAMP, suction line supporting
24	70070469	1	2	2	CAPSCREW, clamp attaching (1/2"NF x 1-1/4"
	70904208	1	2	2	LOCKWASHER, 1/2"
25	70095869	1	-	-	CLIP, hose supporting (1-1/4" diam., 9/16" bolt-hole)
26	70621304	6	4	-	CLIP, hose supporting (3/4" diam., 9/16" bolt-hole)
	70644713	-	-	4	CLIP, hose supporting (7/8" diam., 17/32" bolt-hole)
27	70070469	3	2	2	CAPSCREW, 1/2"NF x 1-1/4" (Early units)
	70035221	-	-	2	CAPSCREW, 1/2"NC x 1" (Late units)
	70904208	3	2	2	LOCKWASHER, 1/2"

(Continued)

STEERING PUMP AND LINES (Continued)

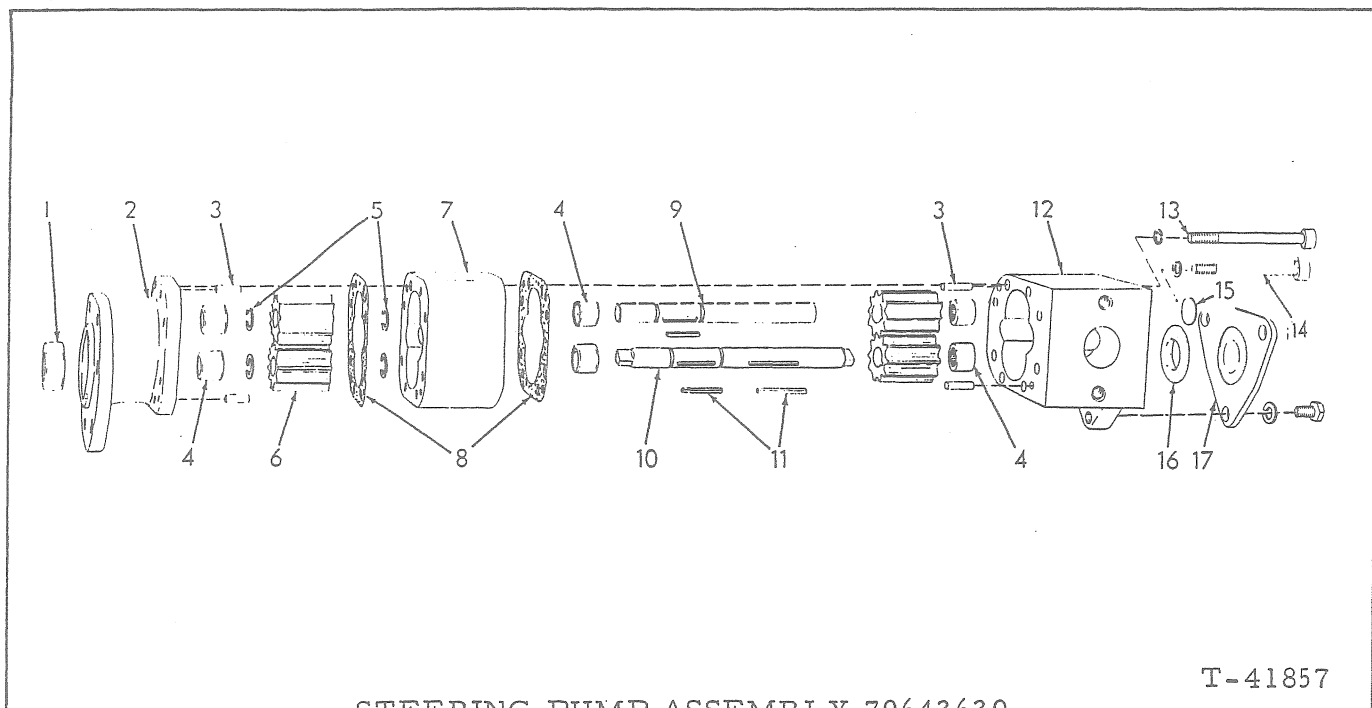
ITEM	PART NO.	QUANTITY			DESCRIPTION
		*	**	***	
28	70094467	-	2	-	CLIP, hose supporting (3/4" diam., 13/32" bolt-hole)(Effective with loader #23003)
	70622992	-	-	2	CLIP, hose supporting (7/8" diam., 13/32" bolt-hole)
29	70012992	-	1	1	CAPSCREW, 3/8"NF x 1-1/4"
	70904206	-	1	1	LOCKWASHER, 3/8"
	70911115	-	2	2	WASHER, plain, SAE std., 3/8"
	70911041	-	1	1	NUT, 3/8"NF
30	70633624	-	1	-	CLIP, hose supporting (For two 3/4" diam. hoses, 13/32" bolt-hole)(Effective with loader #23003)
	70644708	-	-	1	CLIP, hose supporting (For two 7/8" diam. hoses, 17/32" bolt-hole)
31	70035167	-	1	1	CAPSCREW, 3/8"NF x 7/8"
	70904206	-	1	1	LOCKWASHER, 3/8"
	70911115	-	1	1	WASHER, plain, SAE std., 3/8"
32	-----	-	-	-	FILTER ASSEMBLY (See CONTROL VALVE AND FILTERS)



STEERING PUMP ASSEMBLY 70099511

USAGE: See page 188

ITEM	PART NO.	QTY.	DESCRIPTION
1	74047783	1	SEAL, pump shaft
2	-----	1	STATOR (Not serviced separately)
3	74048000	4	PIN, dowel
4	70077241	6	BEARING, needle
5	70099949	2	RING, snap, drive shaft
6	70099944	3	GEAR
7	-----	1	HOUSING, front (Not serviced separately)
8	70621363	2	GASKET, front housing
9	70622173	1	SHAFT ASSY., driven (Includes gear and snap rings) (Serviced only as a unit)
10	70099945	1	SHAFT, drive
	70920994	2	KEY, straight, 1/8" x 1/8" x 3/4"
11	-----	1	HOUSING, rear (Not serviced separately)
	70903747	6	SCREW, fil-hd., 1/4"NC x 3"
	70904204	6	LOCKWASHER, 1/4"
12	70081802	2	SCREW, fil-hd., 1/4"NC x 3-1/2" (Includes lockwasher)
13	70099941	1	O-RING, rear cover
14	70099939	1	CAP, rear
	70905661	3	CAPSCREW, 5/16"NC x 5/8"
	70904205	3	LOCKWASHER, 5/16"

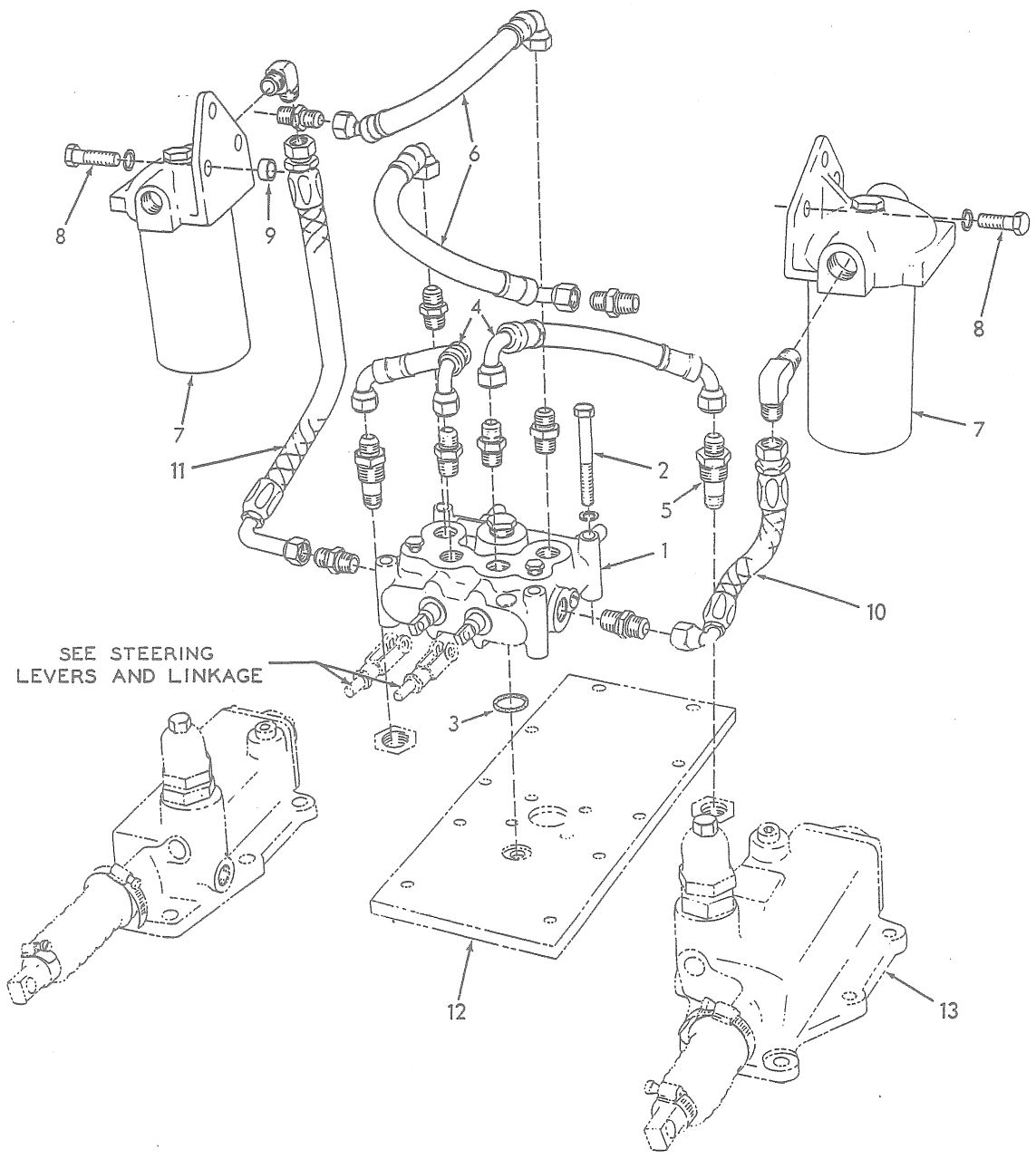


STEERING PUMP ASSEMBLY 70643630

T-41857

USAGE: See page 188

ITEM	PART NO.	QTY.	DESCRIPTION
1	73033846	1	SEAL, pump shaft
2	-----	1	STATOR (Not serviced separately)
3	74048000	4	PIN, dowel
4	73033589	6	BEARING, needle
5	70643739	4	RING, snap, gear retaining
6	70643720	4	GEAR
7	-----	1	HOUSING, front (Not serviced separately)
8	70621363	2	GASKET, front housing
9	70643717	1	SHAFT, idler
10	70643716	1	SHAFT, drive
11	73010542	3	KEY, straight
12	-----	1	HOUSING, rear (Not serviced separately)
13	70667395	2	SCREW, hex socket-hd., 1/4"NC x 4-1/2"
14	70667396	6	SCREW, hex socket-hd., 1/4"NC x 4"
	70904204	8	LOCKWASHER, 1/4"
15	70092107	1	PLUG, expansion, 11/16" diam.
16	70099941	1	O-RING, rear cover
17	70099939	1	CAP, rear
	70916277	3	CAPSCREW, 5/16"NC x 5/8"
	70904205	3	LOCKWASHER, 5/16"



CONTROL VALVE AND FILTERS (First type)

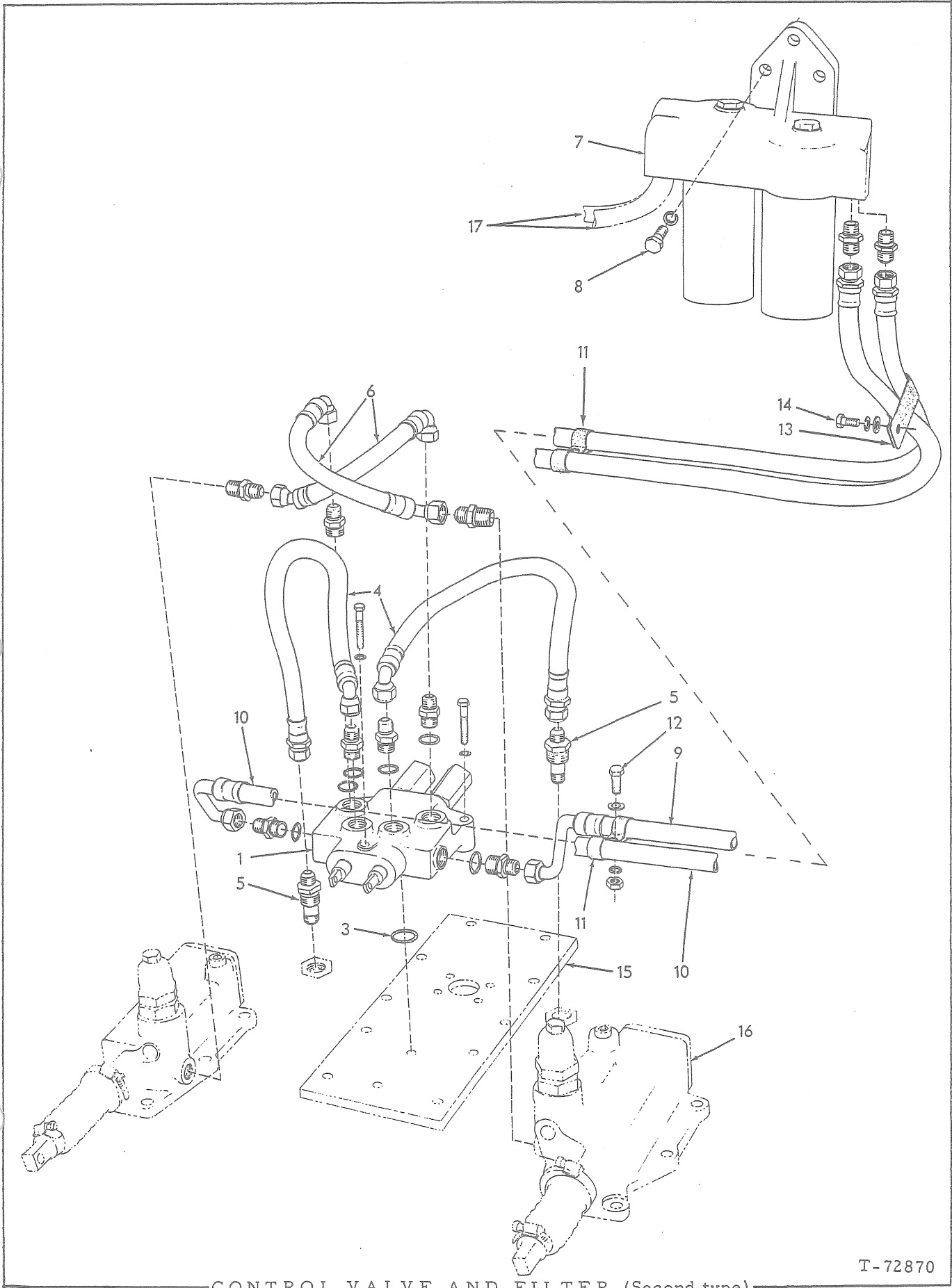
T-72869

CONTROL VALVE AND FILTERS

USAGE: Loaders prior to serial No. 23003

ITEM	PART NO.	QTY.	DESCRIPTION
1	70630427	1	VALVE ASSEMBLY, control (See page 208 for parts)
2	70086238	4	CAPSCREW, 3/8"NC x 3-3/4"
	70904206	4	LOCKWASHER, 3/8"
3	70923575	1	O-RING, valve to compartment cover
4	70644395	2	HOSE, clutch control (See HOSE PARTS)
	70919128	2	CONNECTOR, flare type, 1/2" tube, 1/2"NPT male
5	70628458	2	UNION, bulkhead
6	70644394	2	HOSE, brake control (See HOSE PARTS)
	70919128	4	CONNECTOR, flare type, 1/2" tube, 1/2"NPT male
7	70631512	2	FILTER ASSEMBLY (See page 211 for parts)
8	70035067	6	CAPSCREW, 1/2"NF x 2"
	70904208	6	LOCKWASHER, 1/2"
9	70091553	3	SPACER, oil filter (Used on right filter only)
10	70633899	1	HOSE ASSEMBLY, left filter to valve (See HOSE PARTS)
	70919128	1	CONNECTOR, flare type, 1/2"NPT male
	70919272	1	ELBOW, flare type, 90°, 1/2" tube, 3/4"NPT male
11	70633377	1	HOSE ASSEMBLY, right filter to valve (See HOSE PARTS)
	70919128	1	CONNECTOR, flare type, 1/2" tube, 1/2"NPT male
	70919272	1	ELBOW, flare type, 90°, 1/2" tube, 3/4"NPT male
12	-----	-	COVER, bevel gear compartment (See STEERING CLUTCH AND FINAL DRIVE HOUSING)
13	-----	-	VALVE ASSEMBLY (See BRAKES)

NOTE: See PAINTING AND MARKING for transfers



CONTROL VALVE AND FILTER (Second type)

T-72870

CONTROL VALVE AND FILTER

USAGE: Loaders serial No. 23003 and up

* Loaders serial No. 23003 thru No. 24650

** Loaders serial No. 24651 and up

ITEM	PART NO.	QTY.		DESCRIPTION
		*	**	
1	70630427	1	-	VALVE ASSY., control "Hydreco". See page 208 for parts)
	70086238	4	-	CAPSCREW, 3/8"NC x 3-3/4"
	70904206	4	-	LOCKWASHER, 3/8"
	70651432	-	1	VALVE ASSY., control ("Cessna". See page 210 for parts)(Order Valve 73107592)
	70620253	-	1	CAPSCREW, 3/8"NF x 2-3/4"
	70056721	-	2	CAPSCREW, 3/8"NC x 2-1/2"
	70904206	-	3	LOCKWASHER, 3/8"
	70695688	-	1	VALVE ASSY., control (Service replacement for 70651432)(See page 210A for parts)
	73107592	-	1	VALVE ASSY., control (Service replacement for 70651432)(See page 210B for parts)
	70677645	-	1	VALVE ASSY., control (Service replacement for 70651432)(See page 210C for parts)
3	70923575	1	-	O-RING, valve to compartment cover
	70923947	-	1	O-RING, valve to compartment cover
4	70644395	2	-	HOSE, clutch control (Loaders prior to #24517)
	70645074	2	2	HOSE, clutch control (Loaders #24517 and up)
	70919128	2	-	CONNECTOR, flare type, 1/2" tube, 1/2"NPT male
	70921409	-	2	CONNECTOR, flare type, 1/2" tube, 3/4"NF male end (Includes O-RING 70921349)
5	70628458	2	2	UNION, bulkhead
6	70644394	2	2	HOSE, brake control (See HOSE PARTS)
	70919128	4	2	CONNECTOR, flare type, 1/2" tube, 1/2"NPT male
	70921409	-	2	CONNECTOR, flare type, 1/2" tube, 3/4"NF male end (Includes O-RING 70921349)
7	70633993	1	1	FILTER ASSY., (See page 212 for parts)
8	70070469	3	-	CAPSCREW, 1/2"NF x 1-1/4" (Early units)
	70035061	3	3	CAPSCREW, 1/2"NC x 1-1/4" (Late units)
	70904208	3	3	LOCKWASHER, 1/2"
9	70644358	1	1	HOSE, filter to left side of valve (See HOSE PARTS)
	70919128	1	-	CONNECTOR, flare type, 1/2" tube, 1/2"NPT male
	70921409	-	1	CONNECTOR, flare type, 1/2" tube, 3/4"NF male end (Includes O-RING 70921349)
	70921466	1	1	CONNECTOR, flare type, 1/2" tube, 3/4"NPT male
11	70644713	4	4	CLIP, hose supporting (7/8" diam., 17/32" bolt-hole)
12	70035167	2	2	CAPSCREW, 3/8"NF x 7/8"
	70904206	2	2	LOCKWASHER, 3/8"
	70911115	2	2	WASHER, plain, SAE std., 3/8"
	70911041	1	1	NUT, 3/8"NF
13	70644708	1	1	CLIP, hose supporting (For two 7/8" diam. hoses, 17/32" bolt-hole)
14	70035167	1	-	CAPSCREW, 3/8"NF x 7/8" (Early units)
	70903775	1	1	CAPSCREW, 3/8"NC x 7/8" (Late units)
	70904206	1	1	LOCKWASHER, 3/8"
	70911115	1	1	WASHER, plain, SAE, std., 3/8"

} See HOSE PARTS

(Continued)

(Revised June 1979)

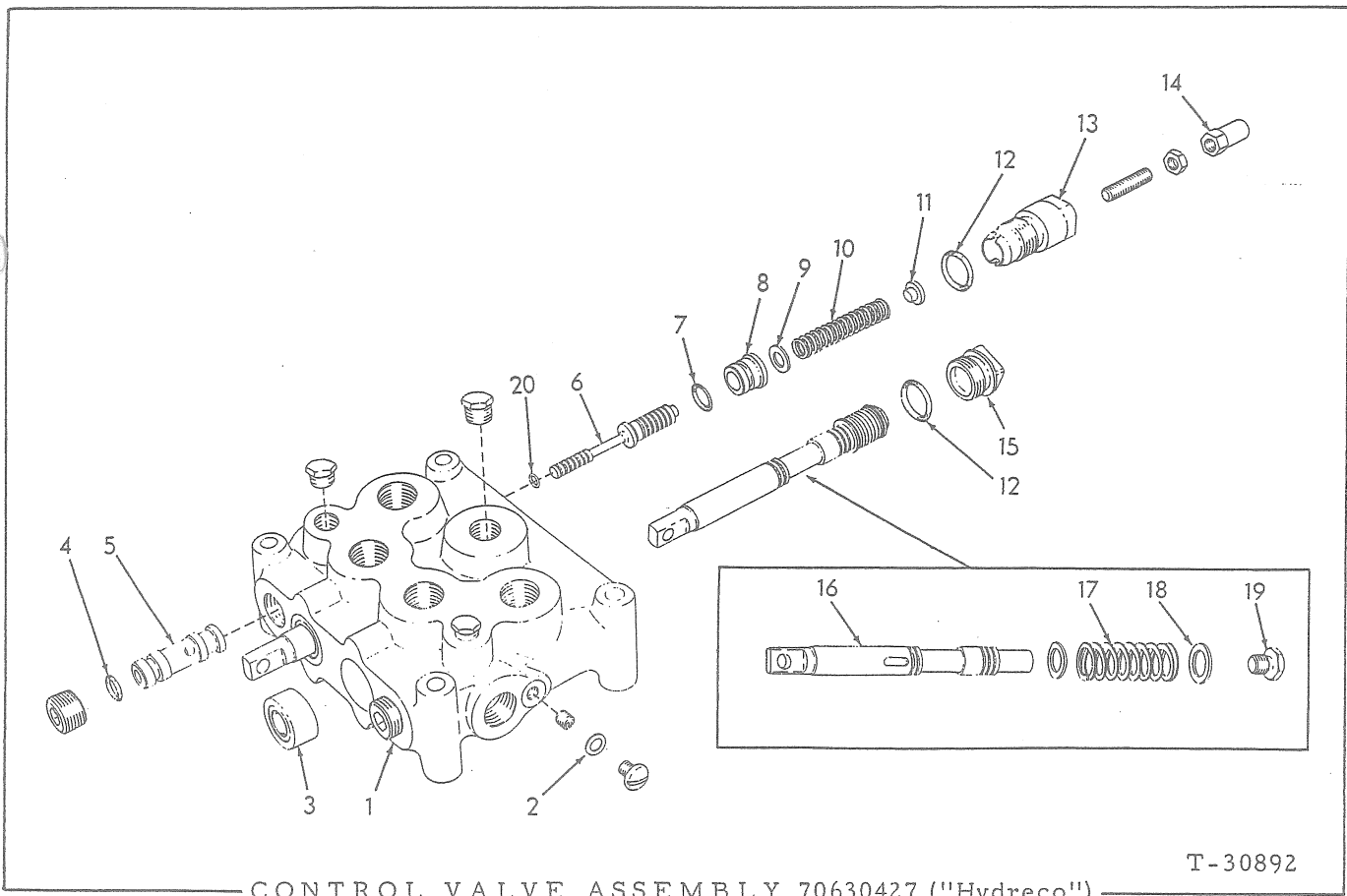
CONTROL VALVE AND FILTER

ITEM	PART NO.	QTY.		DESCRIPTION
		*	**	
15	-----	-	-	COVER, bevel gear compartment (See STEERING CLUTCH AND FINAL DRIVE HOUSING)
16	-----	2	2	VALVE (See BRAKES)
17	-----	2	2	HOSE (See STEERING PUMP AND LINES)

NOTE: See PAINTING AND MARKING for transfers

(Added June 1979)

(Added June 1979)



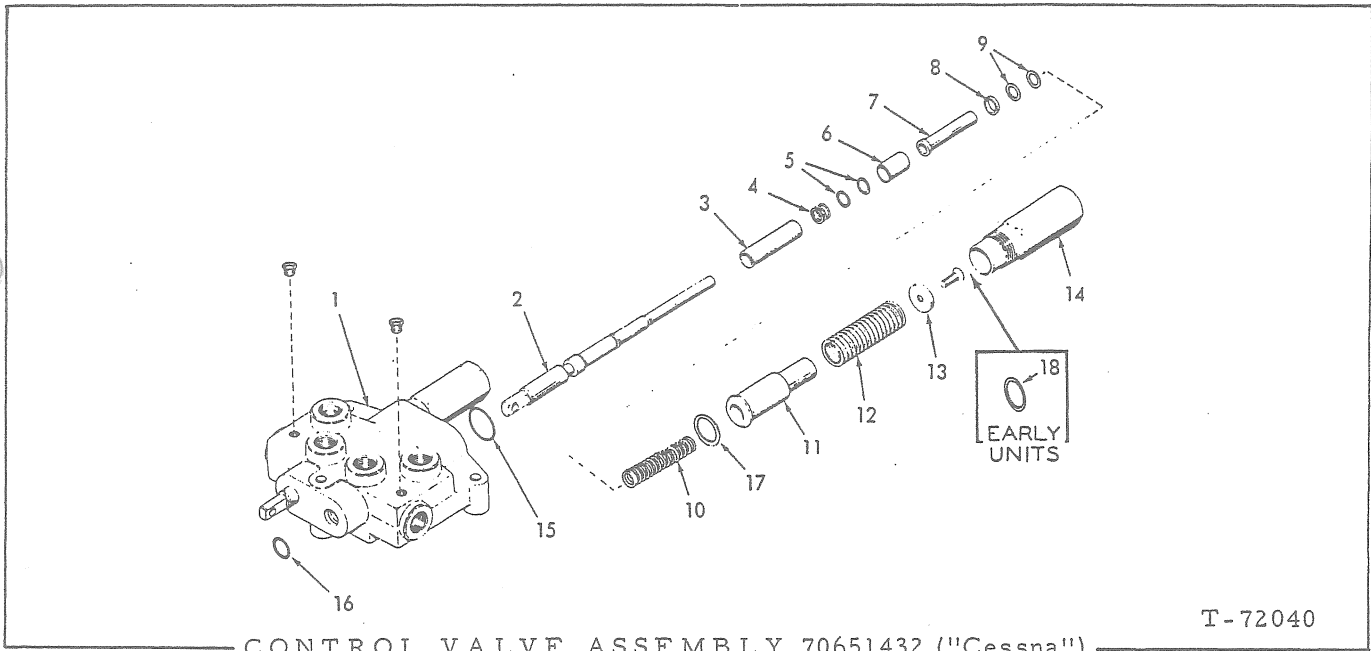
USAGE: See page 205 and 207

ITEM	PART NO.	QTY.	DESCRIPTION
1	-----	1	HOUSING (Not serviced separately)
	70919840	2	PLUG, pipe, hex-hd., 1/4"NPT
	70920333	1	PLUG, pipe, hex-hd., 3/8"NPT
	70908944	2	PLUG, pipe, hex-socket, 1/2"NPT
	70900585	2	SCREW, machine, 5/16"NC x 5/8"
2	73001737	2	GASKET, plugging screw
3	70623420	2	SEAL, oil, operating plunger
4	70923548	2	O-RING, relief valve front seat
5	73014007	2	SEAT, relief valve, front
	70905564	2	SETSCREW, hex-socket, cup-pt., 5/16"NC x 5/8"
6	70623431	2	PLUNGER, relief valve
7	70923376	2	O-RING, relief valve rear seat
8	70623430	2	SEAT, relief valve, rear
9	70631935	2	WASHER, relief valve plunger
10	70630528	2	SPRING, relief valve

(Continued)

CONTROL VALVE ASSEMBLY 70630427 ("Hydreco")(Continued)

ITEM	PART NO.	QTY.	DESCRIPTION
11	70623427	2	GUIDE, relief valve spring
12	70923574	4	O-RING, rear caps
13	70623428	2	CAP, relief valve adjustment
	70921303	2	SETSCREW, oval-pt., 3/8"NF x 1-1/2"
	70911048	2	NUT, jam, 3/8"NF
14	73002757	2	NUT, acorn, relief valve
15	70623429	2	CAP, operating plunger
16	-----	2	PLUNGER, operating (Not serviced separately)
17	70627378	2	SPRING, operating plunger
18	70627377	4	WASHER, operating plunger
19	70627380	2	CAP, operating plunger
20	70655743	2	O-RING, relief valve plunger



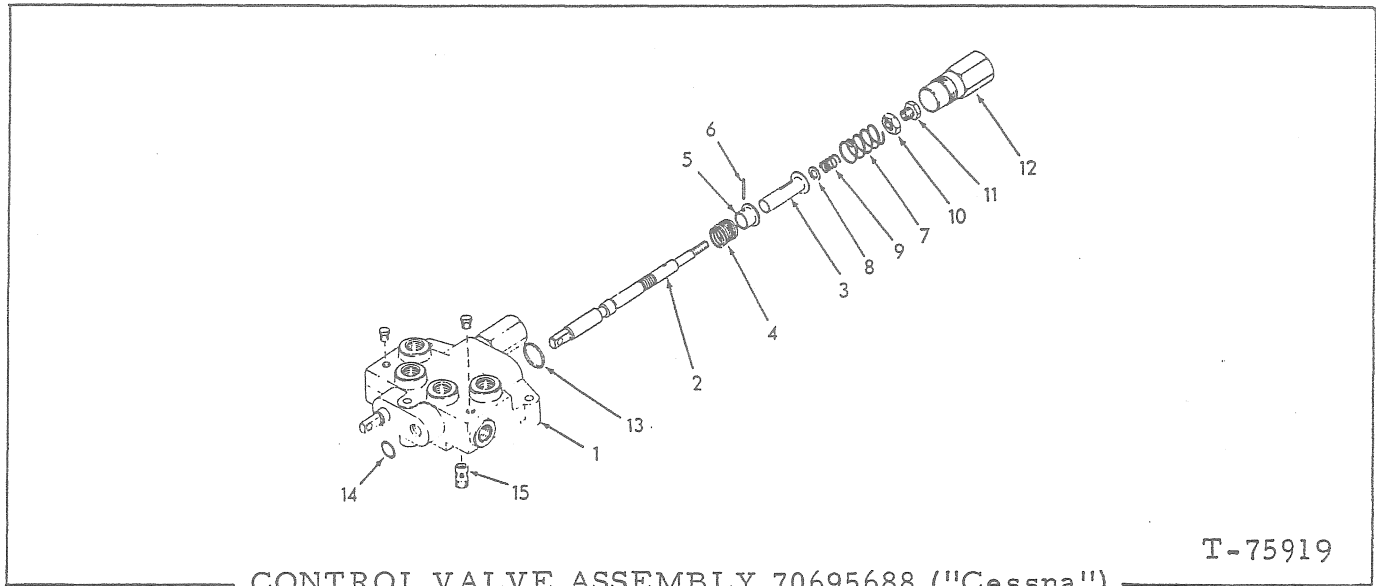
CONTROL VALVE ASSEMBLY 70651432 ("Cessna")

T-72040

USAGE: See page 207

ITEM	PART NO.	QTY.	DESCRIPTION
1	----- 70919134	1 2	BODY (Not serviced separately) PLUG, pipe, hex-hd., 1/8"NPT
2	-----	2	PLUNGER (Not serviced separately)
3	70651564	2	PISTON, pressure regulating
4	70651569	2	SPRING, pressure regulating (short)
5	70651576	-	SHIM, pressure adjustment (.015" thick)
	70651577	-	SHIM, pressure adjustment (.005" thick)
6	70651571	2	SLEEVE, valve plunger (outer)
7	70651572	2	SLEEVE, valve plunger (inner)
8	70651573	2	WASHER, valve plunger
9	70651574	-	SHIM, pressure adjustment (.015" thick)
	70651575	-	SHIM, pressure adjustment (.005" thick)
10	70661676	2	SPRING, pressure regulating (long)
11	70651565	2	SLEEVE, plunger return spring
12	70651570	2	SPRING, plunger return
13	70651567	2	WASHER, end, valve plunger
	70924989	2	SCREW, machine, flat-hd., 1/4"NF x 7/8"
14	70651566	2	CAP, valve plunger
15	70924416	2	O-RING, valve body (large)
16	70923645	2	O-RING, valve body (small)
17	70663123	2	SHIM, plunger clearance (Late units)
18	70663124	2	SHIM, plunger clearance (Early units)

} Use as req'd

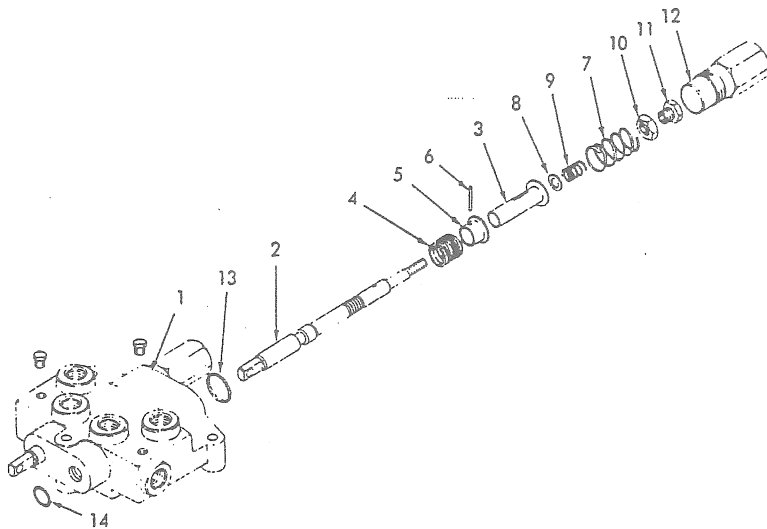


T-75919

CONTROL VALVE ASSEMBLY 70695688 ("Cessna")

USAGE: See page 207 (Service replacement for 70651432)

ITEM	PART NO.	QTY.	DESCRIPTION
1	-----	1	BODY (Not serviced separately)
2	70919134	2	PLUG, pipe, hex-hd., 1/8"NPT
3	70677636	2	PLUNGER (Not serviced separately)
4	70677643	2	SLEEVE
5	70677637	2	SPRING
6	70916168	2	BUSHING
7	70684654	2	PIN, spring, 1/8" diam. x 3/4"
8	70677641	2	SPRING
9	70677642	2	WASHER
10	70677639	2	SPRING
11	70677638	2	NUT
12	70677634	2	RETAINER
13	70924416	2	CAP
14	70923645	2	O-RING (large)
15	70695996	2	O-RING (small)
		1	LIFT CHECK ASSY. (Serviced only as a unit)

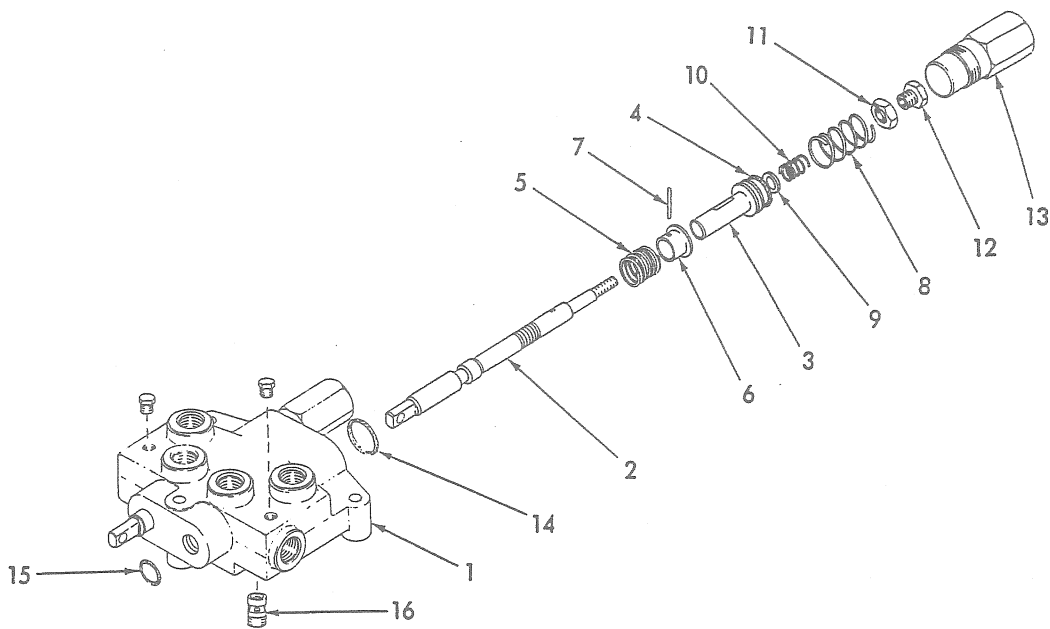


STEERING CONTROL VALVE ASSEMBLY 70677645

T-75919

USAGE: See page 207 (Service replacement for 70651432)

ITEM	PART NO.	QTY.	DESCRIPTION
1	----- 70919134	1 2	BODY (Not serviced separately) PLUG, pipe, hex-hd., 1/8"NPT
2	-----	2	PLUNGER (Not serviced separately)
3	70677636	2	SLEEVE
4	70677643	2	SPRING
5	70677637	2	BUSHING
6	70916168	2	PIN, spring 1/8" x 3/4"
7	70684654	2	SPRING
8	70677641	2	WASHER
9	70677642	2	SPRING
10	70677639	2	NUT
11	70677638	2	RETAINER
12	70677634	2	CAP
13	70924416	2	O-RING (large)
14	70923645	2	O-RING (small)



T-75919

CONTROL VALVE ASSEMBLY 73107592

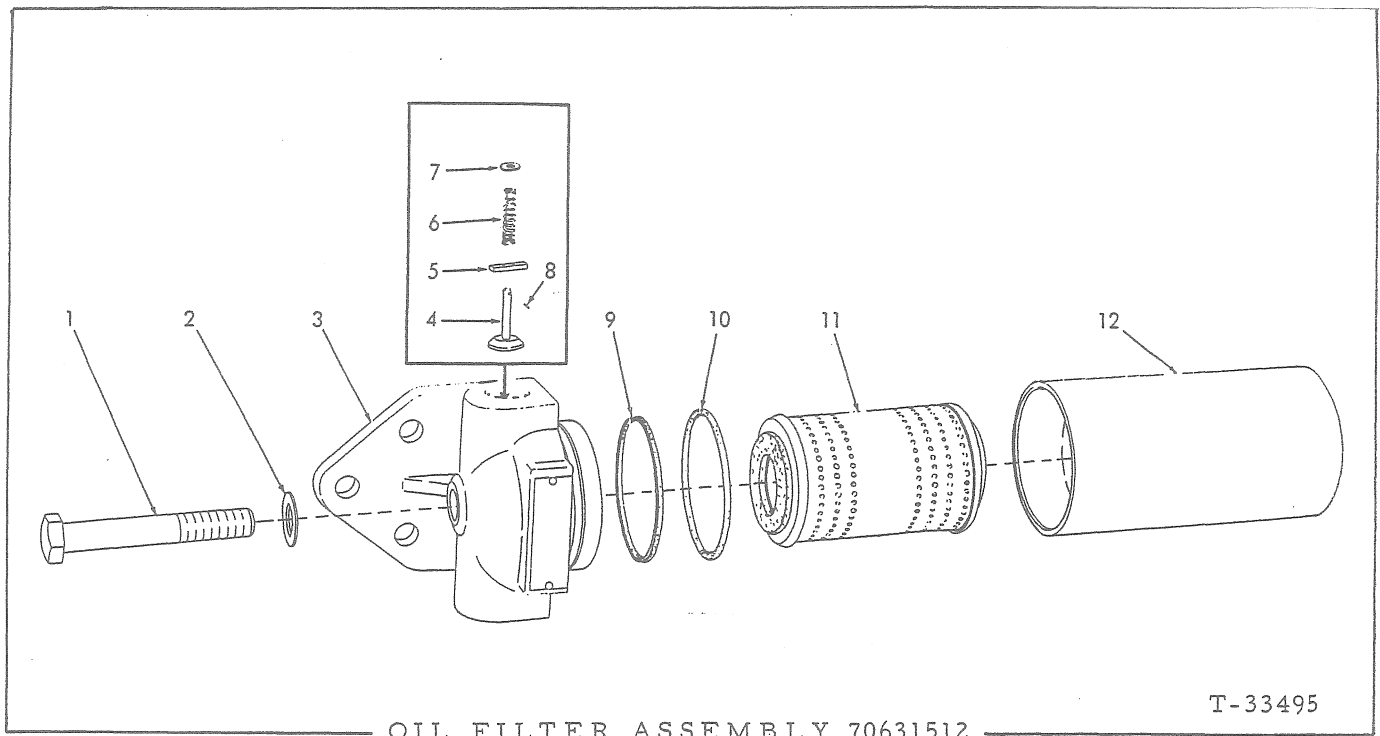
USAGE: See page 207 (Service replacement for 70651432)

ITEM	PART NO.	QTY.	DESCRIPTION
-	-----	1	VALVE ASSY. (Includes items 1 thru 16)
1	-----	1	BODY (Not serviced separately)
	70919134	2	PLUG, pipe, hex-hd., 1/8"NPT
2	-----	2	PLUNGER (Not serviced separately)
3	73108259	2	SLEEVE
4	70923562	2	O-RING
5	70677643	2	SPRING
6	70677637	2	BUSHING
7	70916168	2	PIN, spring, 1/8" x 3/4"
8	73108258	2	SPRING
9	70677641	2	WASHER
10	70677642	2	SPRING
11	70677639	2	NUT
12	70677638	2	RETAINER
13	70677634	2	CAP
14	70924416	2	O-RING
15	73108260	2	O-RING
16	70695996	1	CHECK ASSY., lift (Serviced only as a unit)

MEMO

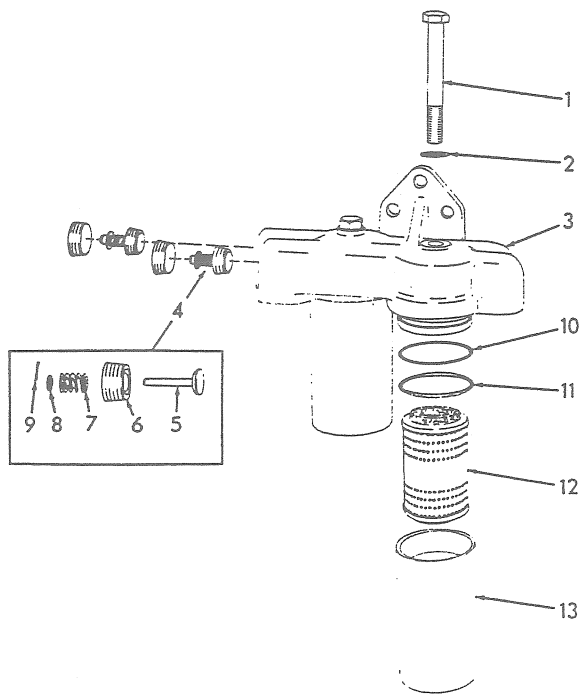
210D

(Added June 1979)



USAGE: See page 205

ITEM	PART NO.	QTY.	DESCRIPTION
1	70925740	1	CAPSCREW, tank retaining (5/8"NF x 4")
2	70631869	1	WASHER, tank retaining capscREW
3	70631846	1	HEAD
4	-----	1	VALVE, by-pass (Requires snap ring)(Early units. Order VALVE 70646302 and PIN 70900970)
	70646302	1	VALVE, by-pass (Requires cotter pin)(Late units)
5	70631868	1	SPANNER, by-pass valve
6	70631870	1	SPRING, by-pass valve
7	70632060	1	WASHER, by-pass valve spring
8	70632061	1	RING, snap, by-pass valve (Early units)
	70900970	1	PIN, cotter, 1/16" (Late units)
9	70632062	1	RING, sealing, filter head
10	70632063	1	O-RING, filter head
11	70631827	1	ELEMENT KIT (Includes items 2, 9 and 10)
12	70632064	1	TANK



OIL FILTER ASSEMBLY 633993

T-38203

USAGE: See page 207

ITEM	PART NO.	QTY.	DESCRIPTION
1	70638796	2	CAPSCREW, tank retaining
2	70631869	2	WASHER, tank retaining capscrew
3	70633310	1	HEAD
	70901666	2	PLUG, ctsk-hd., 1"NPT
4	70633995	2	VALVE ASSEMBLY, by-pass (Consists of items 5 thru 9)
5	-----	2	VALVE, by-pass (Not serviced. Order item 4)
6	-----	2	HOUSING, valve (Not serviced. Order item 4)
7	70631870	2	SPRING, by-pass valve (1-1/4")(Early units)
	70661268	2	SPRING, by-pass valve (1-7/16")(Late units)
8	70632060	2	WASHER, by-pass valve spring
9	70632061	2	RING, snap, by-pass valve (Early units)
	70900970	2	PIN, cotter, 1/16" x 1/2" (Late units)
10	70632062	2	RING, sealing, filter head
11	70632063	2	O-RING, filter head
12	70631827	2	ELEMENT KIT (Includes items 2, 10, and 11)
13	70632064	2	TANK

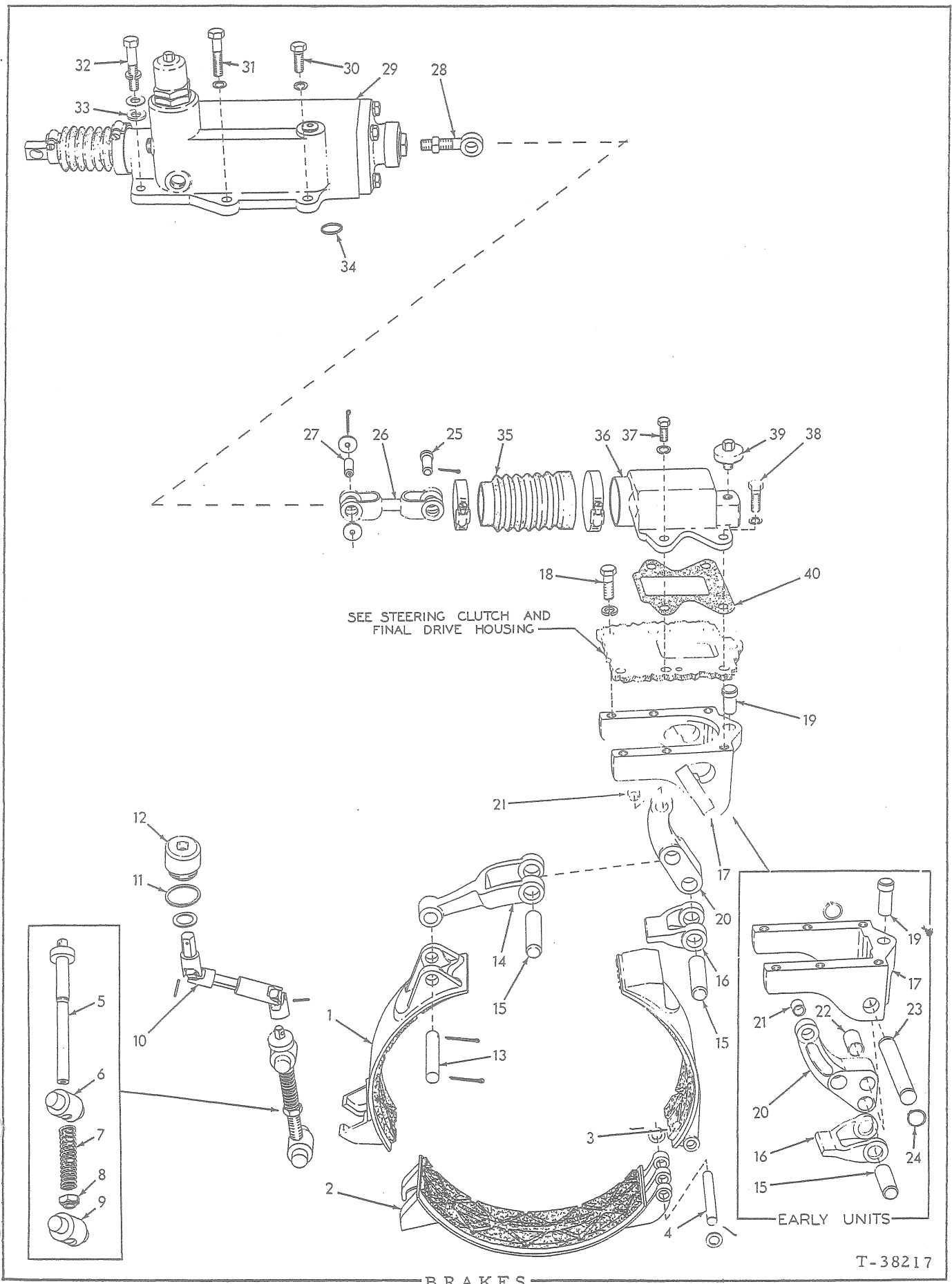
(Revised June 1979)

BRAKES

* Loaders prior to serial No. 22862, including 22876, and excluding 22808, 22837 thru 22839, 22843 thru 22860
 ** Loaders serial No. 22862 and up, excluding 22876, and including 22808, 22837 thru 22839, 22843 thru 22860

ITEM	PART NO.	QTY.		DESCRIPTION
		*	**	
1	70624647	2	2	BAND ASSEMBLY, top section (Includes bonded lining)
2	70624645	2	2	BAND ASSEMBLY, bottom section (Includes bonded lining)
3	70624646	2	2	BAND ASSEMBLY, rear section (Includes bonded lining)
4	70624735	2	2	PIN, band hinge
	70912476	4	4	WASHER, plain, 17/32" x 1" x .077"
	70900806	4	4	PIN, cotter, 1/8" x 1"
5	70624319	2	2	SCREW, band adjusting
6	70624359	2	2	PIN, adjusting screw, upper band
7	70098292	2	2	SPRING, band adjusting screw
8	70624318	2	2	NUT, band adjusting screw
9	70624720	2	2	PIN, adjusting screw, bottom band
10	70627334	2	2	DRIVE ASSEMBLY, universal, band adjustment (Serviced only as a unit)
	70921330	2	2	PIN, roll, 7/32" x 1-1/8" (lower)
	70920335	2	2	PIN, roll, 5/32" x 1-1/8" (upper)
	70910883	2	2	WASHER, plain, 29/32" x 1-1/2" x .107"
11	70623144	2	2	GASKET, brake adjustment hole plug
12	70653773	2	2	PLUG, brake adjustment hole
13	70624734	2	2	PIN, top band
	70900808	4	4	PIN, cotter, 1/8" x 1-1/2"
14	70624395	2	2	YOKE, brake band, upper
	70624767	4	-	PIN, band yoke
	70638728	-	4	PIN, band yoke (Used prior to loader #24077)
15	70624767	-	4	PIN, band yoke (Effective with loader #24077)
	70624768	2	-	YOKE, brake band, lower
	70639434	-	2	YOKE, brake band, lower (Used prior to loader #24077)
16	70624768	-	2	YOKE, brake band, lower (Effective with loader #24077)
	70624486	2	-	BRACKET ASSEMBLY, band lever (Includes item 19)
	70630408	-	2	BRACKET ASSEMBLY, band lever (Includes item 19)(Used prior to loader #24077)
17	70646604	-	2	BRACKET ASSEMBLY, band lever (Includes item 19)(Effective with loader #24077)
	70614478	12	12	CAPSCREW, 1/2"NF x 1-3/8"
18	70904208	12	12	LOCKWASHER, 1/2"

(Continued)



BRAKES

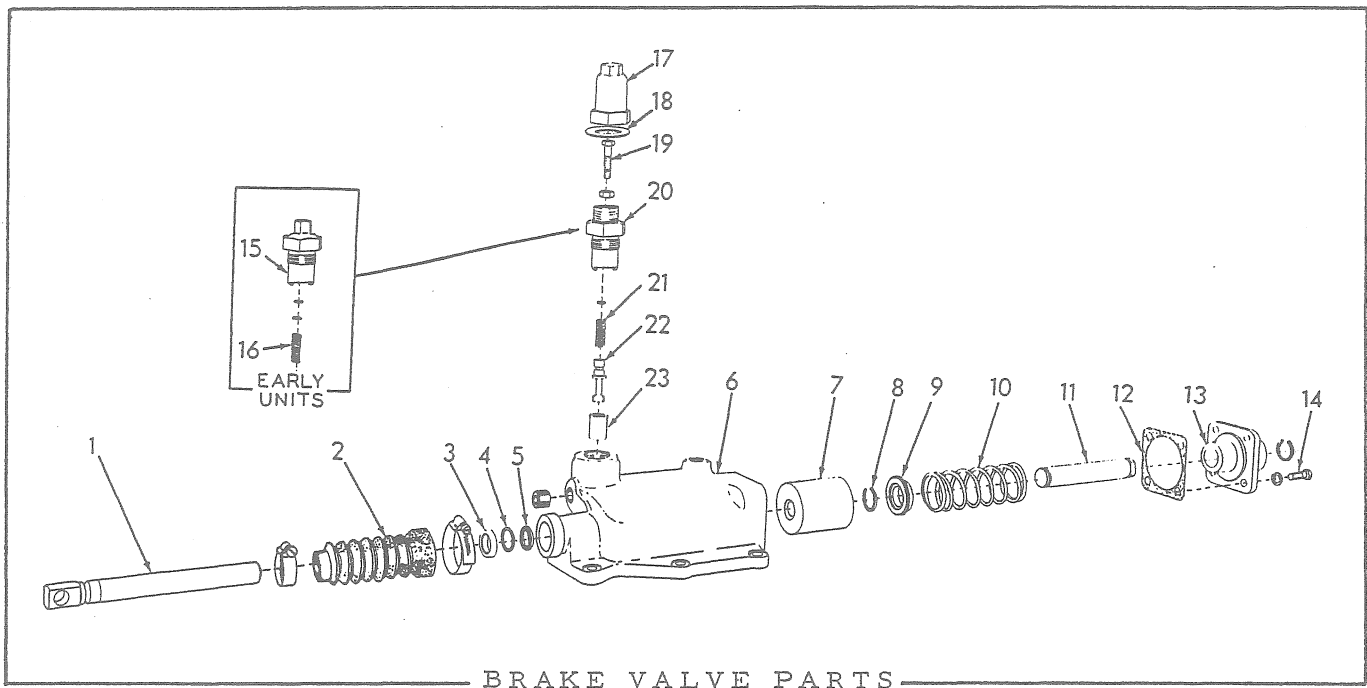
T-38217

BRAKES

ITEM	PART NO.	QTY. * **	DESCRIPTION
19	70624485	2 2	PIN, dowel, band lever bracket
20	70624402	2 -	LEVER ASSEMBLY, band operating (Includes item 21)
	70638715	- 2	LEVER ASSEMBLY, band operating (Includes items 21 and 22) (Used prior to loader #24077)
	70646602	- 2	LEVER ASSEMBLY, band operating (Includes item 21)(Effective with loader #24077)
21	70052669	2 2	BUSHING, band operating lever (short)
22	70638730	- 2	BUSHING, band operating lever (long)
23	70638729	- 2	PIN, band operating lever
24	70638758	- 4	RING, snap, operating lever pin
25	70052671	2 2	PIN, connecting rod, rear
	70900806	2 2	PIN, cotter, 1/8" x 1"
26	70624357	2 2	ROD, connecting
27	70627363	2 2	PIN, connecting rod, front (Used prior to loader #23199)
	70919761	2 2	PIN, roll, 1/8" x 1-1/4"
	70638504	- 2	PIN, connecting rod, front (Effective with loader #23199)
	70904002	- 2	PIN, cotter, 1/8" x 2"
	70637730	- 4	WASHER, plain
28	70638869	2 2	EYE, connecting (If for loaders prior to #23199 also order 1 PIN 70638504, 1 PIN 70904002 and 2 WASHER 70637730)
	70911049	2 2	NUT, jam, 5/8"NF
29	70638579	1 1	VALVE ASSEMBLY, left brake
	70638580	1 1	VALVE ASSEMBLY, right brake
	70908944	2 2	PLUG, pipe, hex-socket, 1/2"NPT
30	70070469	8 8	CAPSCREW, 1/2"NF x 1-1/4"
31	70921556	3 3	CAPSCREW, 1/2"NC x 2"
32	70028979	1 1	CAPSCREW, 1/2"NC x 2-1/2"
	70904208	12 12	LOCKWASHER, 1/2"
	70910244	1 1	WASHER, plain, SAE std., 1/2"
33	70058614	1 1	WASHER, plain
34	70923575	2 2	O-RING, valve discharge port
35	70627459	2 2	BOOT, connecting
	70921914	2 2	CLAMP, hose, 2-5/16" to 3-1/4" diam. (rear)
	70921913	2 2	CLAMP, hose, 1-13/16" to 2-3/4" diam. (front)
36	70624341	2 2	COVER, band linkage
37	70070467	4 4	CAPSCREW, 1/2"NF x 1"
38	70035190	4 4	CAPSCREW, 1/2"NC x 1-1/2"
	70904208	8 8	LOCKWASHER, 1/2"
39	70622207	2 2	BREATHER, clutch compartment
40	70627395	2 2	GASKET, band linkage cover

Used prior to loader #24077

See page 216 for parts



BRAKE VALVE PARTS

USAGE: See page 210

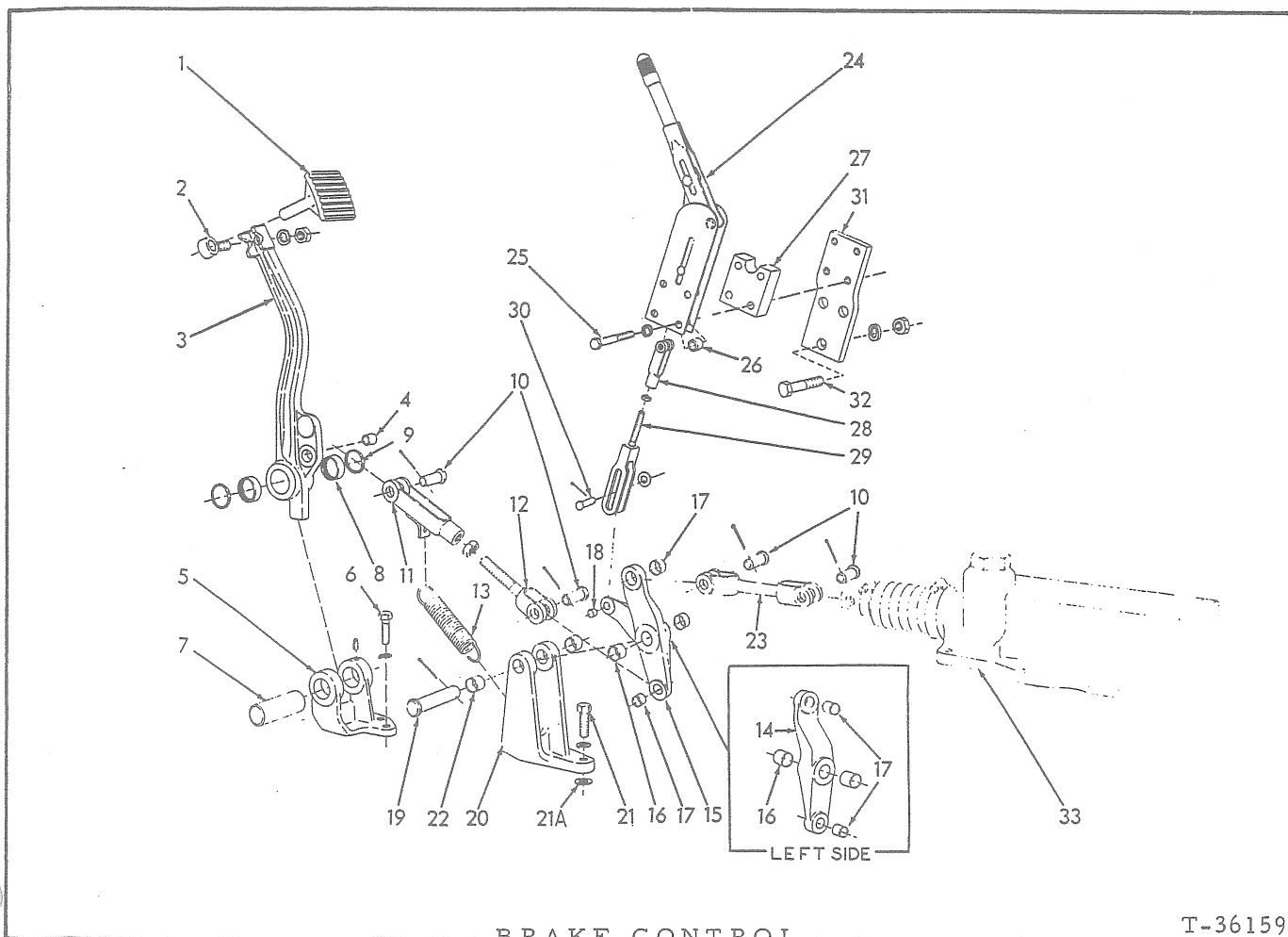
* Loaders prior to serial No. 23195
 ** Loaders serial No. 23195 and up

ITEM	PART NO.	QTY.		DESCRIPTION
		*	**	
1	70624765	1	1	SPOOL, valve
2	70079421	1	1	BOOT, valve spool
	70921913	1	1	CLAMP, hose, 1-13/16" to 2-3/4" diam. (rear)
	70921912	1	1	CLAMP, hose, 1-1/16" to 2" diam. (front)
3	70052641	1	1	SEAL, outer
4	70624812	1	1	WASHER, back-up, inner seal (vellumoid)
5	70624801	1	1	SEAL, inner
6	70624629	1	1	HOUSING, left valve
	70624630	1	1	HOUSING, right valve
	70908944	1	1	PLUG, pipe, hex-socket, 1/2"NPT
7	70624661	1	1	PISTON ASSEMBLY (Includes fulcrum pin)
8	70624698	2	2	RING, snap, actuating rod
9	70624769	1	1	RETAINER, actuating rod spring
10	70624771	1	1	SPRING, actuating rod
11	70624699	1	1	ROD, actuating

(Continued)

BRAKE VALVE PARTS (Continued)

ITEM	PART NO.	QTY.		DESCRIPTION
		*	**	
12	70624811	1	1	GASKET, actuating rod retainer
13	70624640	1	1	RETAINER, actuating rod
14	70012992	4	4	CAPSCREW, 3/8"NF x 1-1/4"
	70904206	4	4	LOCKWASHER, 3/8"
15	-----	1	-	CAP, pressure relief valve (Order items 17 thru 21)
16	70068911	1	-	SPRING, relief valve
	70911982	3	-	WASHER, plain, .049" thick (Use as req'd)
	70905272	1	-	WASHER, plain, .031" thick (Use as req'd)
17	70638562	-	1	CAP, pressure adjustment screw
18	70641148	-	1	GASKET, cap
19	70638561	-	1	CAPSCREW, pressure adjustment
	70911048	-	1	NUT, jam, 3/8"NF
20	70638563	-	1	CAP, pressure relief valve spring
21	70640290	-	1	SPRING, relief valve
	70911982	-	1	WASHER, plain (.049" thick)
22	70628019	1	1	VALVE, relief
23	70623211	1	1	SEAT, relief valve



BRAKE CONTROL

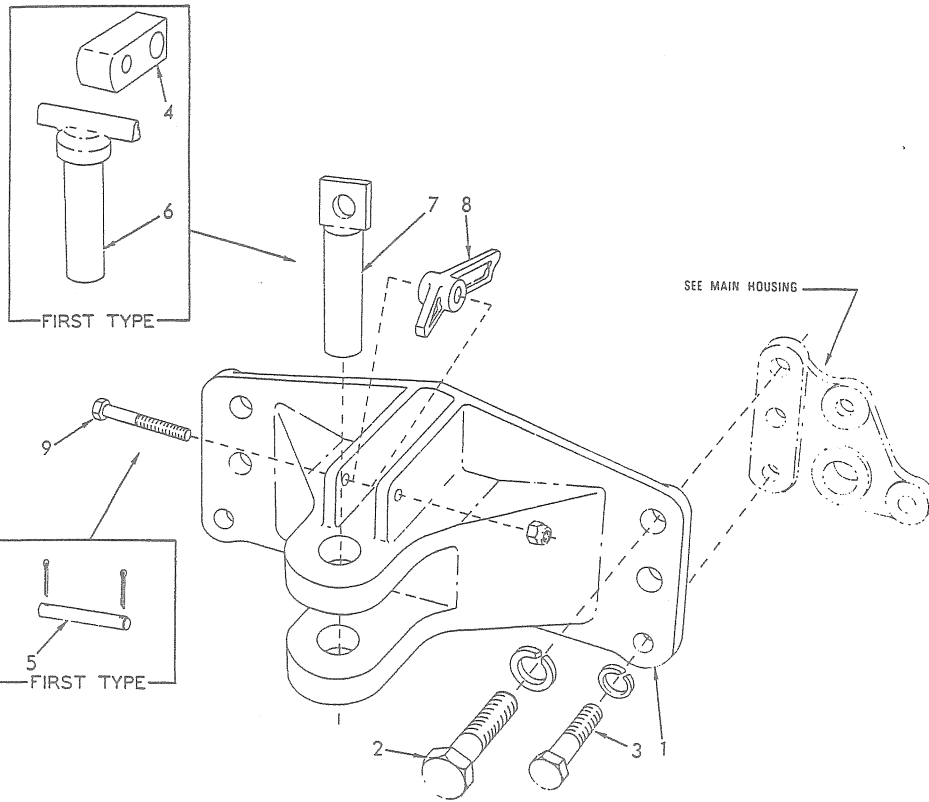
T-36159

ITEM	PART NO.	QTY.	DESCRIPTION
1	70627404	2	PAD, pedal lever
2	70050433	2	BOLT, eye, pedal lever pad
	70904209	2	LOCKWASHER, 5/8"
	70911044	2	NUT, 5/8"NF
3	70639499	1	LEVER ASSEMBLY, pedal, left (Includes item 4)
	70639654	1	LEVER ASSEMBLY, pedal, right (Includes item 4)
4	70052669	2	BUSHING, pedal lever
5	70627390	2	BRACKET, pedal lever
6	70035018	8	CAPSCREW, 1/2"NF x 1-1/2"
	70904208	8	LOCKWASHER, 1/2"
7	70628208	2	SHAFT, pedal lever
	70903093	2	SETSCREW, slotted-hd., cup-pt., 3/8"NC x 5/8"
8	70053244	4	BEARING, needle, pedal lever
9	70053243	4	SEAL, dust, pedal lever

(Continued)

BRAKE CONTROL (Continued)

ITEM	PART NO.	QTY.	DESCRIPTION
10	70052671	8	PIN, brake rods
	70900806	8	PIN, cotter, 1/8" x 1"
11	70628494	2	YOKE, brake rod (Used prior to loader #23109)
	70639656	2	YOKE, brake rod (Effective with loader #23109)
12	70639657	2	ROD, pedal to bellcrank lever
	70911049	2	NUT, jam, 5/8"NF
13	70624766	2	SPRING, pedal retracting
14	70627411	1	LEVER ASSEMBLY, bellcrank, left (Includes items 16 and 17)
15	70630979	1	LEVER ASSEMBLY, bellcrank, right (Includes items 16 thru 18)
16	70631235	4	BUSHING, bellcrank lever (3/8" long)
17	70052669	4	BUSHING, bellcrank lever, end (5/8" long)
18	70624584	1	BUSHING, right bellcrank lever (3/8" long)
19	70628467	2	PIN, bellcrank lever
	70910302	2	PIN, cotter, 5/32" x 1-1/4"
20	70627407	2	BRACKET ASSEMBLY, bellcrank lever (Includes item 22)
21	70035018	6	CAPSCREW, 1/2"NF x 1-1/2"
	70904208	6	LOCKWASHER, 1/2"
21A	70916009	4	WASHER, shimming, bellcrank lever bracket (Use as required)
22	70623164	4	BUSHING, bellcrank lever bracket
23	70627401	2	ROD, bellcrank lever to valve
24	70630980	1	LEVER ASSEMBLY, parking brake (Serviced only as a unit)
25	70041915	4	CAPSCREW, 3/8"NC x 3-1/2"
	70904206	4	LOCKWASHER, 3/8"
26	70083847	4	SPACER, parking brake lever
27	70630973	1	SPACER, parking brake lever
28	70621415	1	YOKE, parking brake, upper
29	70630977	1	YOKE, parking brake, lower
	70911048	1	NUT, jam, 3/8"NF
30	70082875	1	PIN, parking brake yoke
	70911115	1	WASHER, plain, SAE std., 3/8"
	70900942	1	PIN, cotter, 3/32" x 5/8"
31	70635240	1	BRACKET, mounting, parking brake (Effective with loader #23003)
32	70035073	3	CAPSCREW, 1/2"NF x 1-3/4"
	70904208	3	LOCKWASHER, 1/2"
	70911043	3	NUT, 1/2"NF
33	-----	-	VALVE ASSEMBLY (See BRAKES)

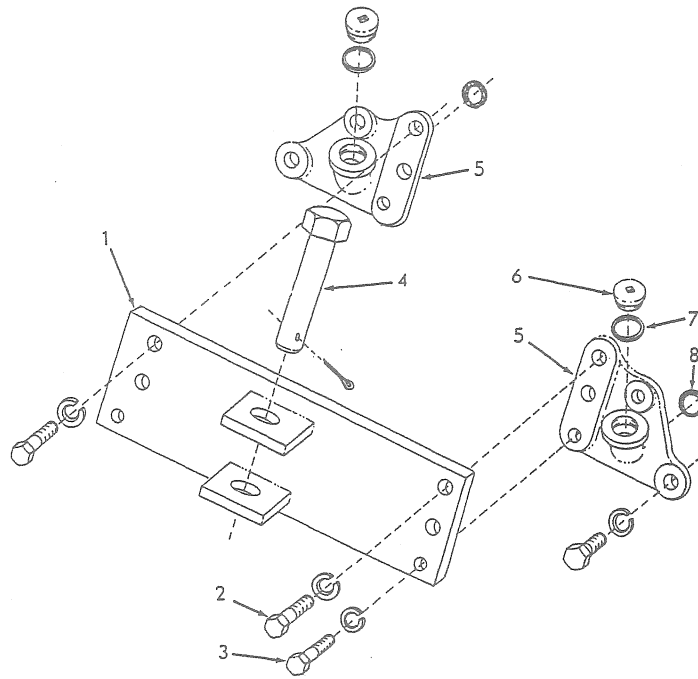


T-33402

DRAWBAR

*First type
 **Second type

ITEM	PART NO.	QTY.		DESCRIPTION
		*	**	
1	70624066	1	-	DRAWBAR
	70661334	-	1	DRAWBAR
2	70629585	4	-	CAPSCREW, 7/8"NC x 3-1/4"
	70923456	-	4	CAPSCREW, 7/8"NC x 3-1/2"
	70905347	4	4	LOCKWASHER, 7/8"
	70045104	2	-	CAPSCREW, 3/4"NC x 3-1/4"
3	70916290	-	2	CAPSCREW, 3/4"NC x 3-1/2"
	70904369	2	2	LOCKWASHER, 3/4"
	70624059	1	-	BLOCK, locking, coupling pin
5	70624098	1	-	PIN, locking block
	70900802	2	-	PIN, cotter, 3/32" x 1"
6	70627426	1	-	PIN, drawbar coupling
7	70668389	-	1	PIN, drawbar coupling
8	70668369	-	1	LOCK, coupling pin
9	70916318	-	1	CAPSCREW, lock pivot
	70915972	-	1	NUT, elastic stop, 1/2"NC



DRAWBAR

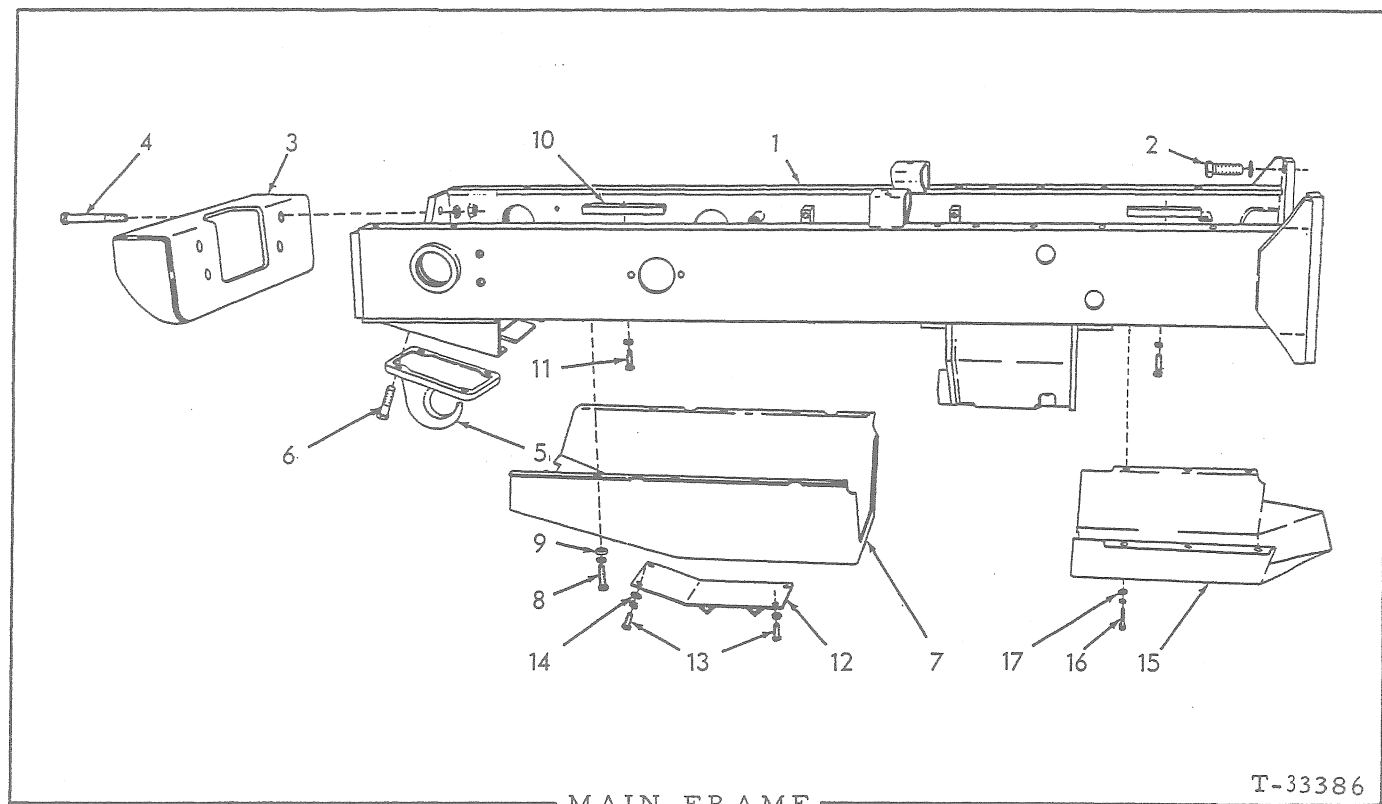
T-79359

USAGE: Third type

ITEM	PART NO.	QTY.	DESCRIPTION
1	70674948	1	DRAWBAR
2	70927470	4	CAPSCREW, 7/8"NC x 3-3/4"
	70914727	4	LOCKWASHER, 7/8"
3	70927020	2	CAPSCREW, 3/4"NC x 3-3/4"
	70914726	2	LOCKWASHER, 3/4"
4	70053746	1	PIN, drawbar coupling
	70901348	1	PIN, cotter, 3/8" x 2-1/2"
5	70624064	1	ELBOW, oil filler, left
	70624065	1	ELBOW, oil filler, right
	70013238	4	CAPSCREW, 3/4"NC x 2"
	70914726	4	LOCKWASHER, 3/4"
6	70035250	2	PLUG, oil filler
7	70667252	2	GASKET, oil filler plug
8	70050391	2	GASKET, oil filler elbow

MEMO

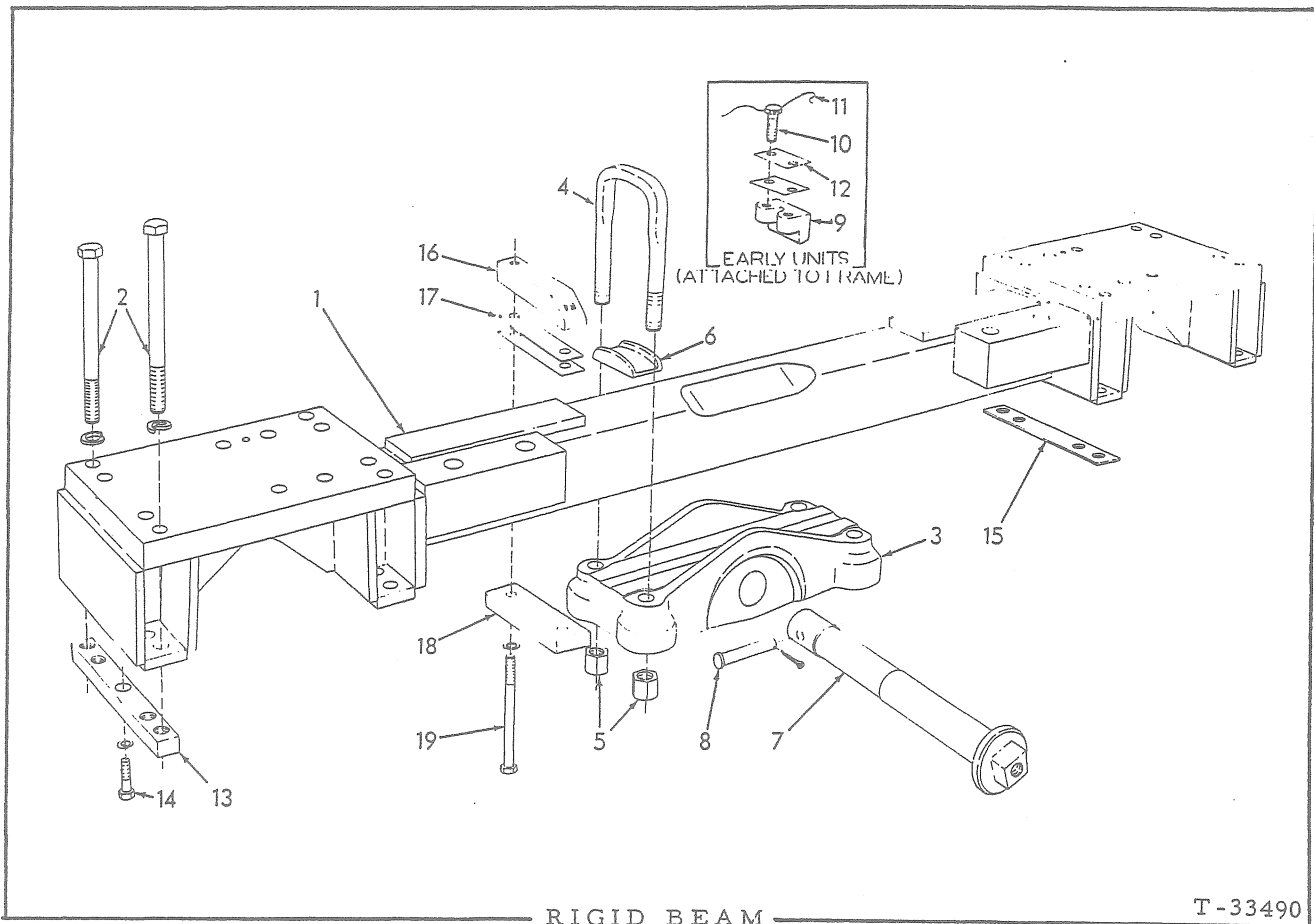
220B



MAIN FRAME

T-33386

ITEM	PART NO.	QTY.	DESCRIPTION
1	70648559	1	FRAME
2	70666293	6	CAPSCREW, 1"NC x 2-3/4"
	70910916	6	LOCKWASHER, 1"
3	70643764	1	BUMPER, front
4	70067559	4	CAPSCREW, 3/4"NF x 6-1/4"
	70904369	4	LOCKWASHER, 3/4"
	70911045	4	NUT, 3/4"NF
5	70050543	1	HOOK, front pull (Special equipment)
6	70012742	4	CAPSCREW, 3/4"NF x 2-1/4"
	70012767	4	NUT, high, 3/4"NF
7	70091811	1	GUARD ASSEMBLY, engine crankcase (Includes items 12, 13 and 14)
8	70035068	8	CAPSCREW, 1/2"NF x 2-1/4"
	70904208	8	LOCKWASHER, 1/2"
9	70064531	8	WASHER, plain
10	70088593	4	BLOCK, tapped, guard attaching
11	70035073	4	CAPSCREW, 1/2"NF x 1-3/4"
	70904208	4	LOCKWASHER, 1/2"
12	70091812	1	PLATE, access, engine crankcase
13	70070467	4	CAPSCREW, 1/2"NF x 1"
	70904208	4	LOCKWASHER, 1/2"
14	70064531	2	WASHER, plain
15	70624126	1	GUARD, rear
16	70035018	6	CAPSCREW, 1/2"NF x 1-1/2"
	70904208	6	LOCKWASHER, 1/2"
17	70064531	6	WASHER, plain



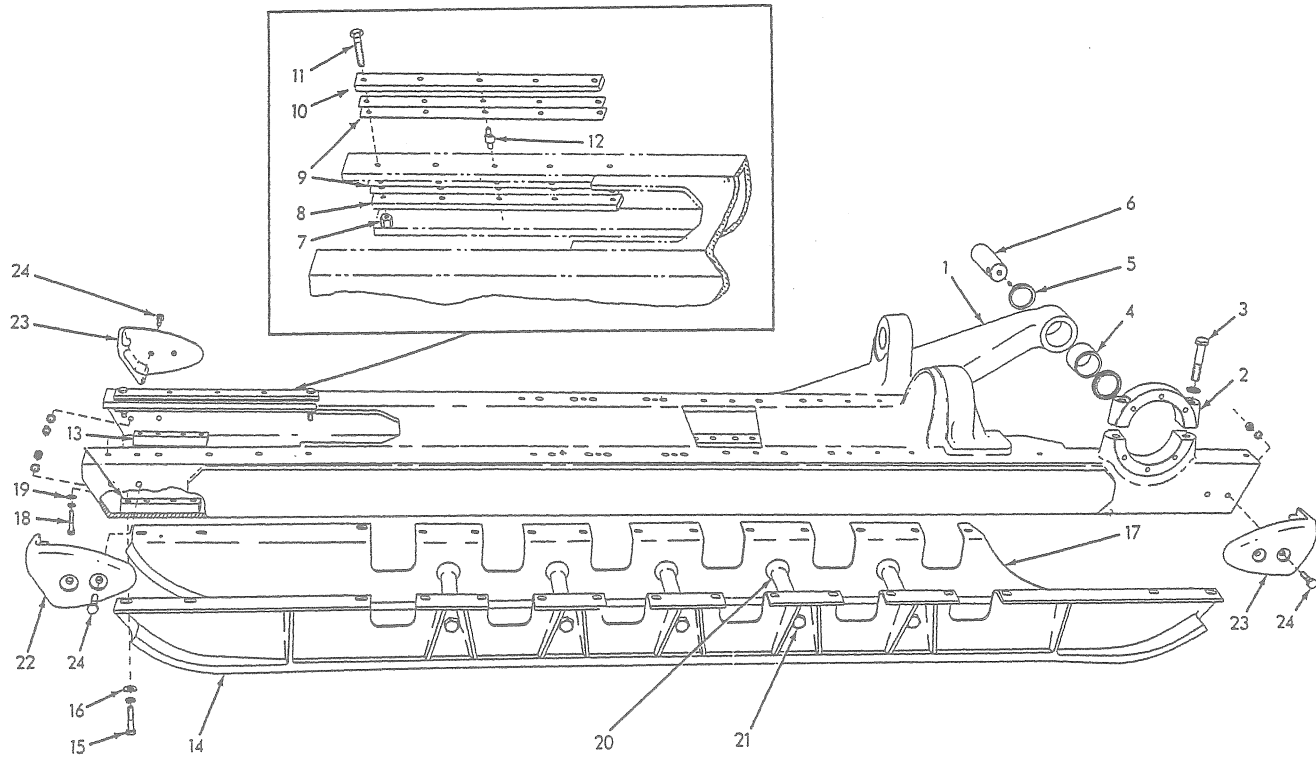
* Loaders prior to serial No. 22793
 ** Loaders serial No. 22793 thru No. 23955
 *** Loaders serial No. 23956 and up

ITEM	PART NO.	QUANTITY			DESCRIPTION
		*	**	***	
1	-----	1	-	-	BEAM, rigid (Order BEAM 70645931, 4 SPACERS 70632221, 8 BLOCKS 70637902, 16 CAPSCREWS 70637901 and 16 LOCKWASHERS 70905347 and items 16 thru 19. Also requires enlarging holes in track frame)
	-----	-	1	-	BEAM, rigid (Order BEAM 70645931 and items 16 thru 19)
	70645931	-	-	1	BEAM, rigid
2	70632118	16	-	-	CAPSCREW, 3/4"NF x 8-1/2"
	70904369	16	-	-	LOCKWASHER, 3/4"
	70637901	-	16	16	CAPSCREW, 7/8"NF x 8-1/2"
	70905347	-	16	16	LOCKWASHER, 7/8"
3	70086871	1	1	1	SADDLE, rigid beam
4	70085443	2	2	2	U-BOLT, beam saddle
5	70070400	4	4	4	NUT, saddle U-bolt (high, 7/8"NF)
6	70085444	2	2	2	SEAT, saddle U-bolt

(Continued)

RIGID BEAM (Continued)

ITEM	PART NO.	QUANTITY			DESCRIPTION
		*	**	***	
7	70639982	1	1	1	PIN, beam saddle
8	70087061	1	1	1	PIN, saddle pin locking
	70900810	1	1	1	PIN, cotter, 3/16" x 1-1/4"
9	70620837	2	2	-	STOP, rigid beam
10	70099269	4	4	-	CAPSCREW, drilled-hd., 5/8"NC x 1-3/4"
11	70023633	2	2	-	WIRE, locking, 1/16" x 12"
12	70087147	8	8	-	SHIM, beam stop (1/32" thick. Use as required)
	70087070	6	6	-	SHIM, beam stop (1/16" thick. Use as required)
13	70629456	8	-	-	BLOCK, tapped (3/4"NF x 3-1/4" long)(Original equipment)
	70637902	8	-	-	BLOCK, tapped (7/8"NF x 3-1/4" long)(For use as service replacement to permit installing 7/8" dia. capscrews)
	70632714	-	4	4	BLOCK, tapped (10-1/4" long)
14	70035018	8	-	-	CAPSCREW, 1/2"NF x 1-1/2"
	70035067	-	4	4	CAPSCREW, 1/2"NF x 2"
	70904208	8	4	4	LOCKWASHER, 1/2"
15	70632221	4	-	-	SPACER, rigid beam (5/16" thick)(Not original equipment. Used only to adapt BEAM 70645931 for service replacement)
16	70087353	-	-	2	BLOCK, beam stop
17	70087355	-	-	6	SHIM, stop block (1/32" thick. Use as required)
	70087356	-	-	8	SHIM, stop block (1/16" thick. Use as required)
18	70093152	-	-	2	BLOCK, clamping
19	70087357	-	-	4	CAPSCREW, 1/2"NF x 7"
	70904208	-	-	4	LOCKWASHER, 1/2"



T-36162

TRACK FRAME (First type)

TRACK FRAME

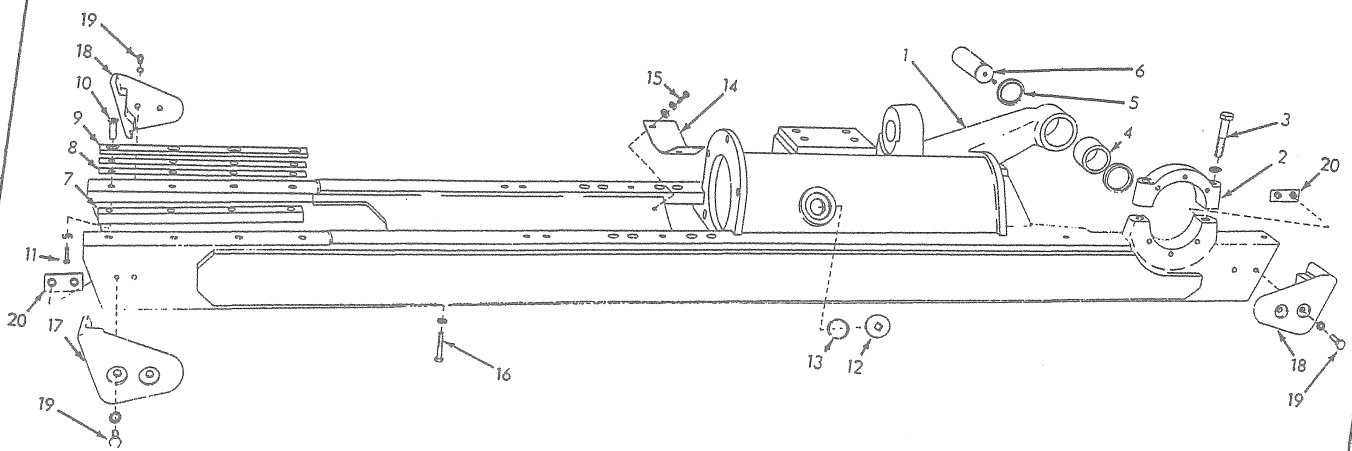
USAGE: Loaders prior to serial No. 22793

ITEM	PART NO.	QTY.	DESCRIPTION
1	70621097	1	FRAME ASSEMBLY, left side (Includes items 2 thru 4)
	70621098	1	FRAME ASSEMBLY, right side (Includes items 2 thru 4)
2	70086633	2	CAP, sprocket shaft bearing
3	70071943	4	CAPSCREW, 3/4"NF x 3-3/4"
	70904369	4	LOCKWASHER, 3/4"
4	70053315	2	BUSHING, pivot shaft
5	70628274	4	SEAL, pivot shaft
6	70049884	2	SHAFT, pivot
	70907070	2	PLUG, pipe, ctsk-hd., 1/4"NPT
7	70038234	8	NUT, slide bar capscrew (high, 1/2"NF)
8	70630875	4	*BAR, slide, track idler, lower
9	70053322	32	SHIM, slide bar (Used as req'd)
10	70629291	4	*BAR, slide, track idler, upper
11	70035892	8	*CAPSCREW, slide bar (1/2"NF x 2-1/2")
12	70054824	12	PIN, dowel, track idler slide bar
13	70053305	6	BLOCK, tapped, guard attaching capscrews
14	70629605	1	GUARD, outer, left track frame
	70629606	1	GUARD, outer, right track frame
15	70035068	20	CAPSCREW, 1/2"NF x 2-1/4"
	70035278	12	CAPSCREW, 1/2"NF x 2-3/4"
	70904208	32	LOCKWASHER, 1/2"
16	70064531	32	WASHER, plain
17	70629607	1	GUARD, inner, left track frame
	70629608	1	GUARD, inner, right track frame
18	70035068	16	CAPSCREW, 1/2"NF x 2-1/4"
	70035278	12	CAPSCREW, 1/2"NF x 2-3/4"
	70904208	28	LOCKWASHER, 1/2"
19	70064531	28	WASHER, plain
20	70621687	10	SPACER, guard bracing
21	70621686	10	CAPSCREW, 7/8"NF x 11-1/8"
	70905347	10	LOCKWASHER, 7/8"
	70070400	10	NUT, high, 7/8"NF

NOTE: Items listed below are Special Equipment

22	70083051	3	GUARD, end, left hand
23	70083052	3	GUARD, end, right hand
24	70035018	12	CAPSCREW, end guard attaching (1/2"NF x 1-1/2")
	70904208	12	LOCKWASHER, 1/2"
	70911043	12	NUT, 1/2"NF

* Original equipment. See page 237 for optional design used as service replacement

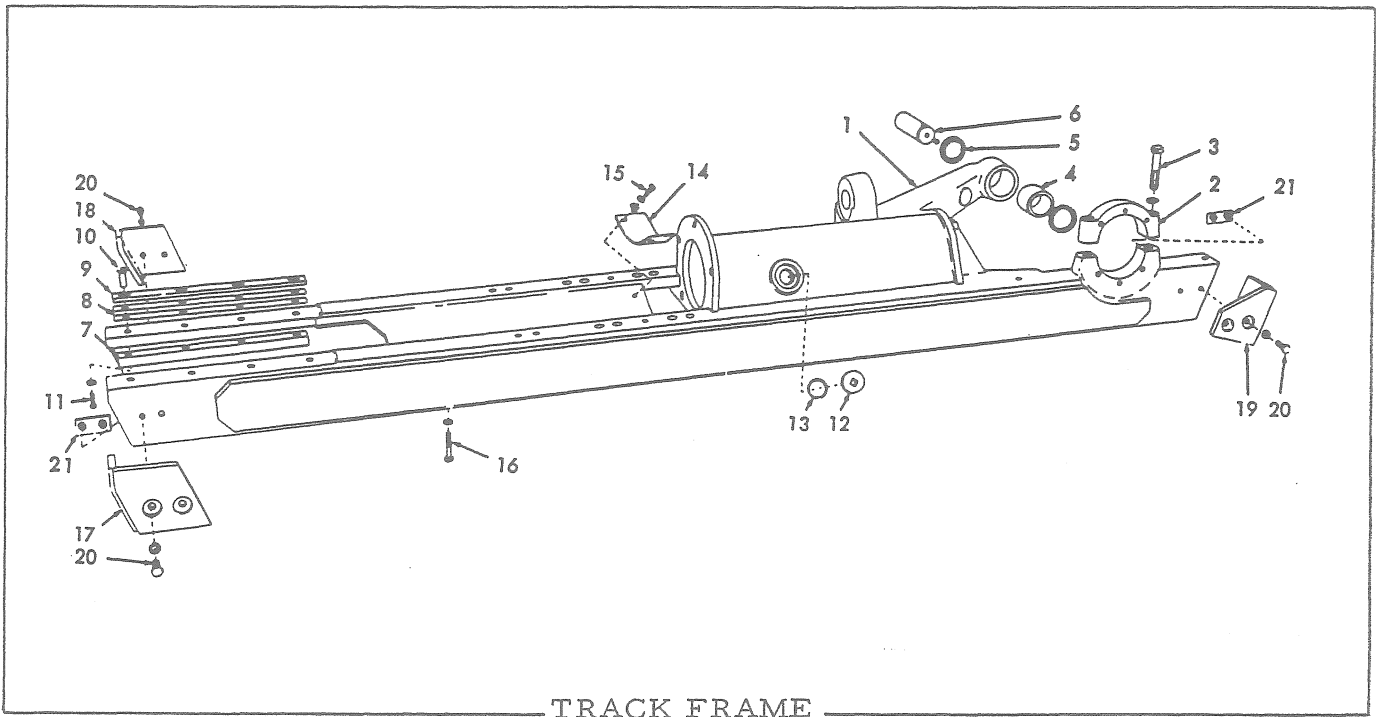


TRACK FRAME (Second type)

TRACK FRAME

USAGE: Loaders serial No. 22793 and up

ITEM	PART NO.	QTY.	DESCRIPTION	
1	70632287	1	FRAME ASSEMBLY, left side (Includes items 2 thru 4) (Order 70670645)	} See page 227A
	70632288	1	FRAME ASSEMBLY, right side (Includes items 2 thru 4) (Order 70670646)	
2	70086633	2	CAP, sprocket shaft bearing	
3	70071943	4	CAPSCREW, 3/4"NF x 3-3/4"	
	70904369	4	LOCKWASHER, 3/4"	
4	70053315	2	BUSHING, pivot shaft	
5	70628274	4	SEAL, pivot shaft	
6	70049884	2	SHAFT, pivot	
	70907070	2	PLUG, pipe, ctsk-hd., 1/4"NPT	
7	70631755	4	BAR, slide, track idler, lower	
8	70637640	4	SHIM, slide bar (.014" thick. Use as req'd)	
	70632692	4	SHIM, slide bar (.028" thick. Use as req'd)	
9	70630717	4	BAR, slide, track idler, upper	
10	70631687	16	DOWEL, tapped, track idler slide bar	
11	70646045	16	CAPSCREW, Nylok, 3/8"NF x 1"	
	70647080	16	WASHER, plain	
12	70035250	2	PLUG, oil filler, release spring compartment	
13	70035249	2	GASKET, oil filler plug	
14	70631727	2	PLATE, dirt closure	
	70036034	4	CAPSCREW, 3/8"NF x 1" (Early units)	
	70040382	4	CAPSCREW, 3/8"NC x 1-3/8" (Late units)	
	70904206	4	LOCKWASHER, 3/8"	
	70044973	4	WASHER, plain	
16	70911849	26	CAPSCREW, thread protecting (1/2"NF x 2")(Removed when guards are installed)	
	70904208	26	LOCKWASHER, 1/2"	
<u>NOTE:</u> Items listed below are Special Equipment				
17	70631765	3	GUARD, end, left hand	
18	70631766	3	GUARD, end, right hand	
19	70070469	12	CAPSCREW, end guard attaching (1/2"NF x 1-1/4")	
	70904208	12	LOCKWASHER, 1/2"	
20	70631734	6	PLATE, nut, end guard capscREW	



TRACK FRAME

USAGE: Service replacement

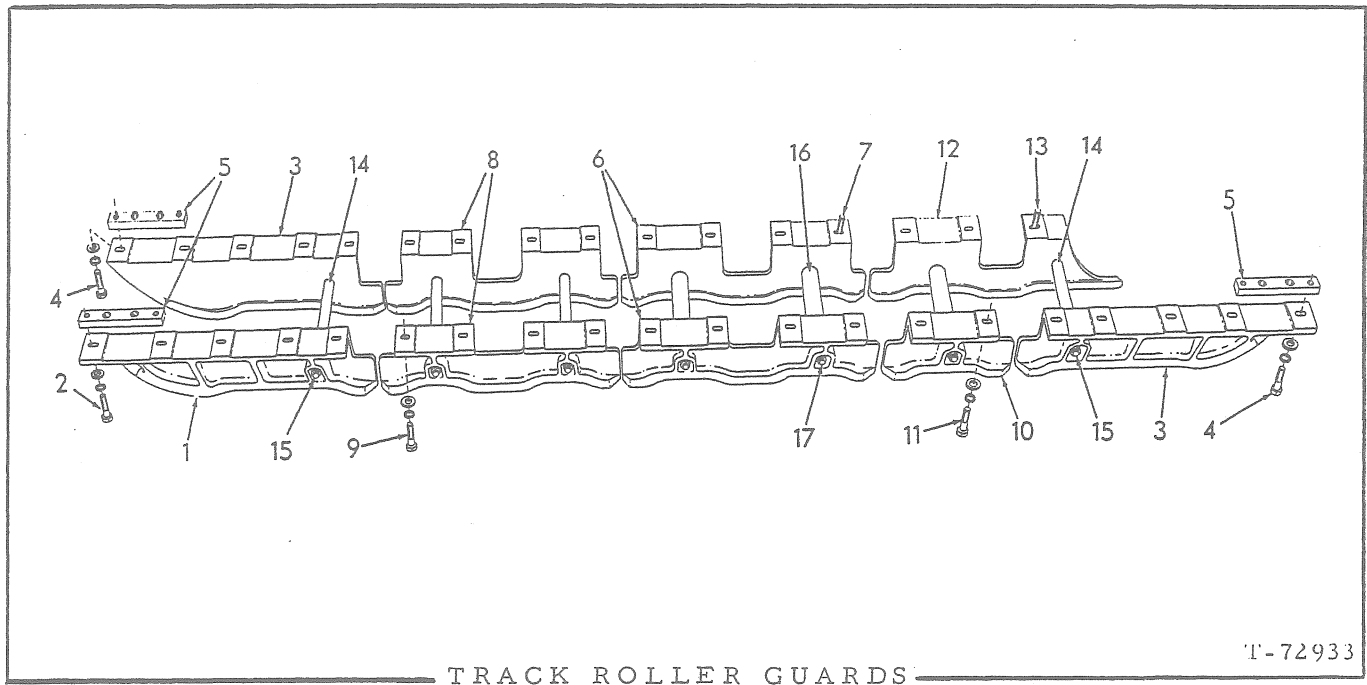
ITEM	PART NO.	QTY.	DESCRIPTION	
1	70670645	1	FRAME ASSY., left side (Includes items 2 thru 4)	} Also order 4 Cap- screw 70920574 and 16 Capscrew 70929334
	70670646	1	FRAME ASSY., right side (Includes items 2 thru 4)	
2	70684491	2	CAP, sprocket shaft bearing (Also order 3 Capscrew 70924864)	
3	70071943	4	CAPSCREW, 3/4"NF x 3-3/4"	
	70914726	4	LOCKWASHER, 3/4"	
4	70053315	2	BUSHING, pivot shaft	
5	70628274	4	SEAL, pivot shaft	
6	70049884	2	SHAFT, pivot	
	70907070	2	PLUG, pipe, ctsk-hd., 1/4"NPT	
7	70631755	4	BAR, slide, track idler, lower	
8	70637640	4	SHIM, slide bar (.014" thick. Use as required)	
	70632692	4	SHIM, slide bar (.028" thick. Use as required)	
9	70630717	4	BAR, slide, track idler, upper	
10	70631687	16	DOWEL, tapped, track idler slide bar	
11	70646045	16	CAPSCREW, Nylok, 3/8"NF x 1"	
	70647080	16	WASHER, plain	
12	70035250	2	PLUG, oil filler, release spring compartment	
13	70667252	2	GASKET, oil filler plug	
14	70631727	2	PLATE, dirt closure	
15	70927157	4	CAPSCREW, 3/8"NC x 1-3/8"	
	70677006	4	WASHER, plain	
16	70915779	26	CAPSCREW, thread protecting (1/2"NF x 2")	} Removed when full guarding is in- stalled
	70904208	26	LOCKWASHER, 1/2"	

NOTE: The following items are Special Equipment

(Continued)

TRACK FRAME (Continued)

ITEM	PART NO.	QTY.	DESCRIPTION
17	70656591	2	GUARD, front end, left side
18	70656592	2	GUARD, front end, right side
19	70656621	1	GUARD, rear end, left side (shown)
	70656622	1	GUARD, rear end, right side (opposite)
20	70070467	12	CAPSCREW, end guard attaching (1/2"NF x 1")
	70904208	12	LOCKWASHER, 1/2"
21	70631734	6	PLATE, nut, end guard capscrews



TRACK ROLLER GUARDS

T-72933

* Partial guarding. Standard equipment.
 ** Full guarding. Special equipment.

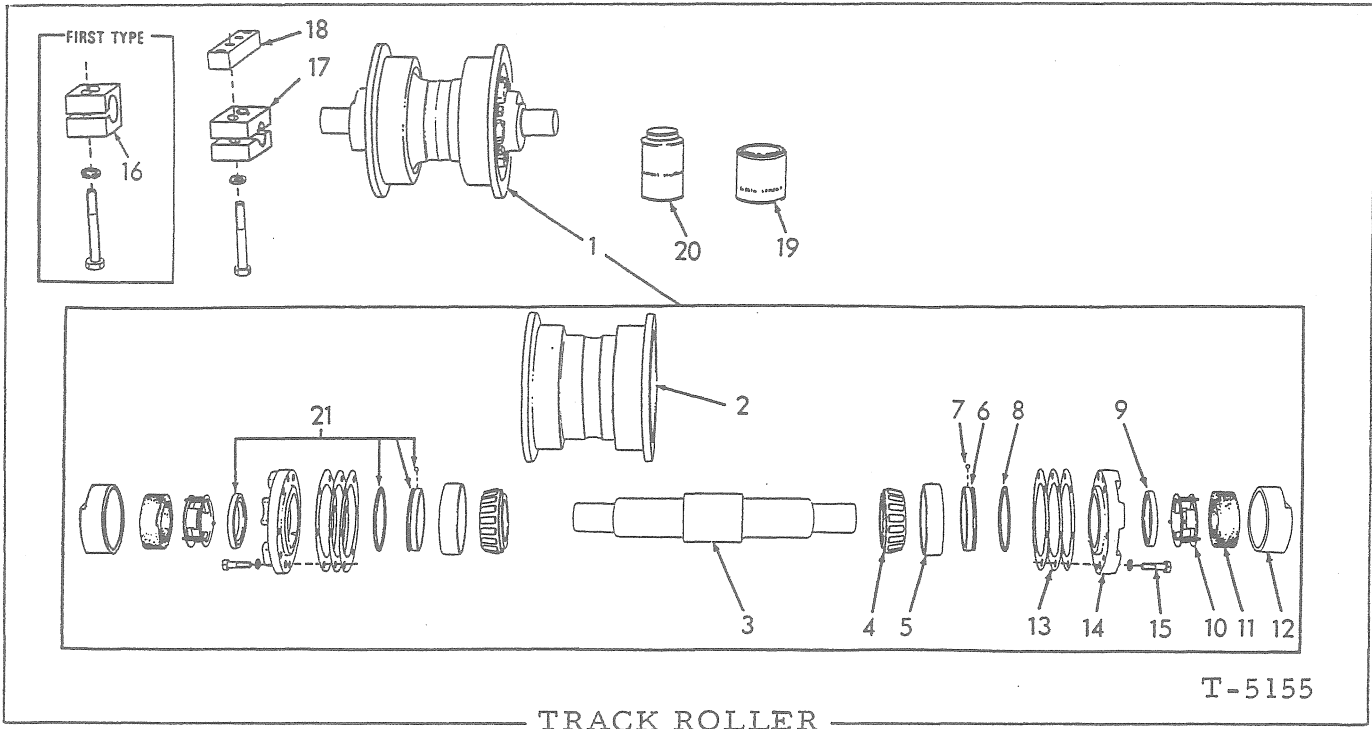
ITEM	PART NO.	QTY.		DESCRIPTION
		*	**	
1	70670653	3	3	GUARD, end section, left hand
2	70035278	15	15	CAPSCREW, 1/2"NF x 2-3/4"
	70904208	15	15	LOCKWASHER, 1/2"
	70064531	15	15	WASHER, plain
3	70670654	3	3	GUARD, end section, right hand
4	70035278	15	15	CAPSCREW, 1/2"NF x 2-3/4"
	70904208	15	15	LOCKWASHER, 1/2"
	70064531	15	15	WASHER, plain
5	70631691	12	12	BLOCK, tapped, guard attachment
6	70670652	4	4	GUARD, intermediate section
7	70035278	16	16	CAPSCREW, 1/2"NF x 2-3/4"
	70904208	16	16	LOCKWASHER, 1/2"
	70064531	16	16	WASHER, plain
8	70679952	-	4	GUARD, intermediate section, front
9	70035278	-	16	CAPSCREW, 1/2"NF x 2-3/4"
	70904208	-	16	LOCKWASHER, 1/2"
	70064531	-	16	WASHER, plain
10	70679951	-	2	GUARD, intermediate section, outer rear
11	70035278	-	4	CAPSCREW, 1/2"NF x 2-3/4"
	70904208	-	4	LOCKWASHER, 1/2"
	70064531	-	4	WASHER, plain

(Continued)

(Revised June 1979)

TRACK ROLLER GUARDS (Continued)

ITEM	PART NO.	QTY.		DESCRIPTION
		*	**	
12	70679949	-	1	GUARD, rear inner section, left side
	70679950	-	1	GUARD, rear inner section, right side
13	70035278	-	6	CAPSCREW, 1/2"NF x 2-3/4"
	70904208	-	6	LOCKWASHER, 1/2"
	70064531	-	6	WASHER, plain
14	70632925	2	4	SPACER, guard bracing (small)
15	70650846	2	4	ROD, guard bracing
	70064531	4	8	WASHER, plain
	70904208	4	8	LOCKWASHER, 1/2"
	70911043	4	8	NUT, 1/2"NF
16	70621687	4	10	SPACER, guard bracing (large)
17	70655090	4	10	ROD, guard bracing
	70638341	8	20	WASHER, plain
	70905347	8	20	LOCKWASHER, 7/8"
	70911046	8	20	NUT, 7/8"NF



ITEM	PART NO.	QTY.	DESCRIPTION
1	70629338	12	ROLLER ASSY. (Consists of items 2 thru 15) (Original equipment)(Order 70675338)
	70675338	12	ROLLER ASSY. (Consists of items 2 thru 15) (Service replacement)
2	70069546	12	ROLLER (Used with roller 70629338)
	70675337	12	ROLLER (Used with roller 70675338)
3	70629337	12	SHAFT
4	70043491	24	CONE ASSY., bearing
5	70659149	24	CUP, bearing
6	70073027	24	□RING, seal, inner
7	70905357	24	□BALL, steel, 3/16" diam.
8	70073029	24	□RING, seal, packing
9	70621283	24	□RING, seal, outer
10	70048666	24	SPRING ASSY., seal (Serviced only as a unit)
11	70048665	24	BOOT, seal spring
12	70629336	24	RETAINER, seal
13	70655458	48	SHIM, bearing adjustment (.003" thick)
	70073024	72	SHIM, bearing adjustment (.007" thick)
	70073025	72	SHIM, bearing adjustment (.010" thick)
	70073026	24	SHIM, bearing adjustment (.032" thick)
14	70668528	24	RETAINER, bearing
15	70923193	144	CAPSCREW, 3/8"NF x 1-1/4"
	70910287	144	LOCKWASHER, 3/8"
16	-----	24	BRACKET, attaching (First type. Order 2 of item 17 and 2 Capscrew 70681940)
	70928408	48	CAPSCREW, 5/8"NF x 4-1/2"
	70904209	48	LOCKWASHER, 5/8"
17	70681563	48	BRACKET, attaching (Second type)
	70681940	48	CAPSCREW, 5/8"NF x 4-3/8"

Use as required

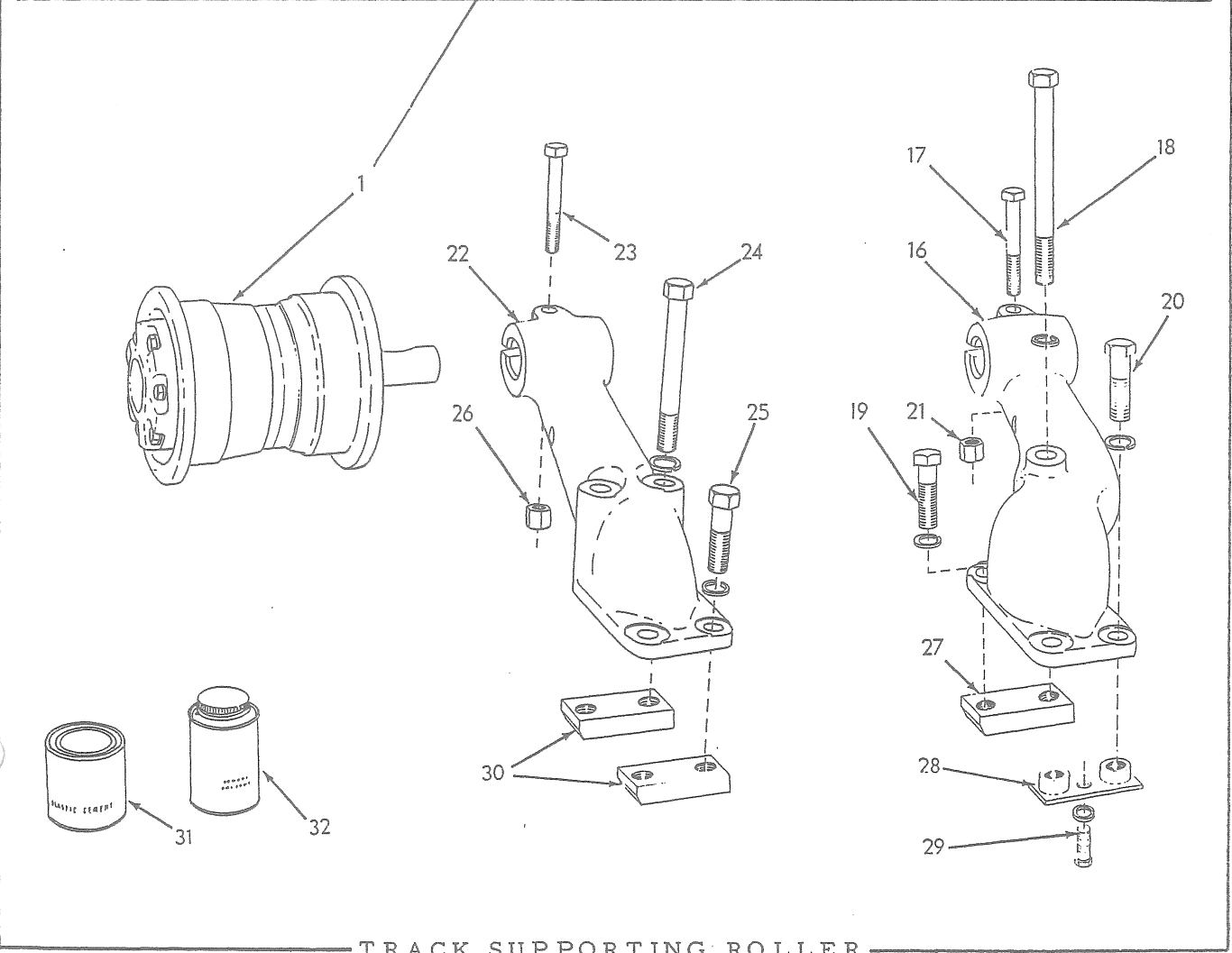
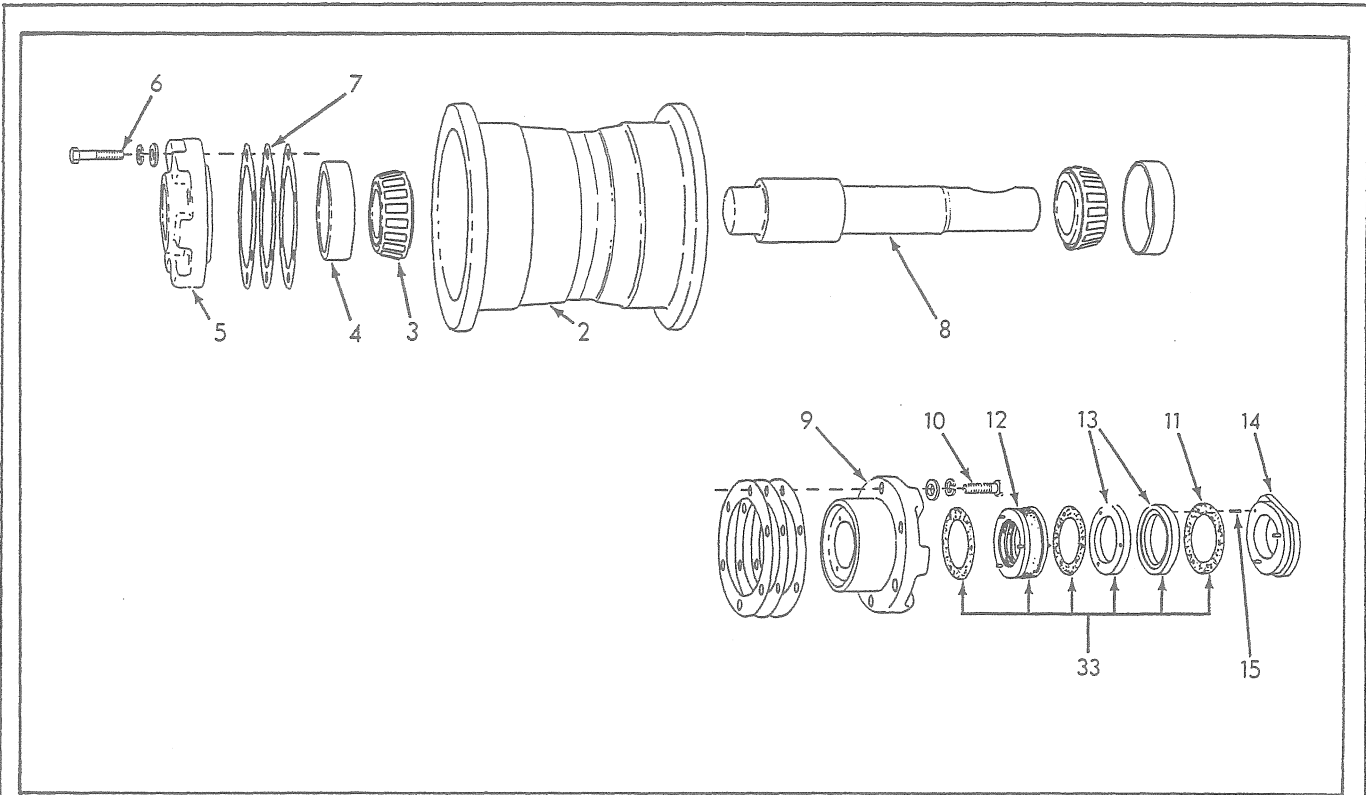
(Continued)

TRACK ROLLER (Continued)

ITEM	PART NO.	QTY.	DESCRIPTION
18	70053305	24	BLOCK, attaching capscrews (Loaders prior to unit #22793)
	70631691	24	BLOCK, attaching capscrews (Loader unit #22793 and up)
19	70033288	-	CEMENT, neoprene, 1/2 pint can
20	70054890	-	SOLVENT, neoprene cement, 1/2 pint can
21	70078941	-	SEAL KIT (Includes parts for one (1) only; items 6 thru 9)

} For cementing seal boots

□Indicates components of item 21



TRACK SUPPORTING ROLLER

TRACK CARRIER ROLLER

* Loaders prior to serial No. 22793
 ** Loaders serial No. 22793 thru 25707
 Δ Loaders serial No. 25708 and up

ITEM	PART NO.	QUANTITY			DESCRIPTION
		*	**	Δ	
1	70622662	4	4	2	ROLLER ASSEMBLY (Consists of items 2 thru 15)
2	70056313	4	4	2	ROLLER
3	70042888	8	8	4	CONE ASSEMBLY, bearing
4	70042887	8	8	4	CUP, bearing
5	70622612	4	4	2	RETAINER, outer bearing
6	70012992	24	24	12	CAPSCREW, 3/8"NF x 1-1/4"
	70904206	24	24	12	LOCKWASHER, 3/8"
	70911115	24	24	12	WASHER, plain, SAE std., 3/8"
	70655474	16	16	8	SHIM, bearing adjustment (.003" thick)
7	70051484	8	8	4	SHIM, bearing adjustment (.007" thick)
	70051483	20	20	10	SHIM, bearing adjustment (.010" thick)
	70051482	12	12	6	SHIM, bearing adjustment (.032" thick)
8	73107203	4	4	2	SHAFT
9	70051478	4	4	2	RETAINER, inner bearing
10	70012992	24	24	12	CAPSCREW, 3/8"NF x 1-1/4"
	70904206	24	24	12	LOCKWASHER, 3/8"
	70911115	24	24	12	WASHER, plain, SAE std., 3/8"
11	70047605	12	12	6	□GASKET, seal ring
12	70047581	4	4	2	□SPRING ASSEMBLY, seal (Serviced only as a unit)
13	70047151	8	8	4	□RING, seal
14	70051429	4	4	2	GUARD ASSEMBLY, seal (Includes item 15)
15	70049877	12	12	6	PIN, seal guard
16	70629591	1	1	-	BRACKET, left side (front)
	70629592	-	-	1	BRACKET, left side
	70629592	1	1	-	BRACKET, right side (front)
	70629591	-	-	1	BRACKET, right side
17	70070299	2	2	2	CAPSCREW, 5/8"NF x 4"
18	70632118	2	2	-	CAPSCREW, 3/4"NF x 8-1/2" (Loaders prior to #24968)
	70622828	-	2	-	CAPSCREW, 3/4"NF x 8" (Loaders #24968 thru #25707)
	70090978	-	-	2	CAPSCREW, 3/4"NF x 7-3/8"
19	70012526	2	2	-	CAPSCREW, 3/4"NF x 3-1/4"
	70012984	-	-	2	CAPSCREW, 3/4"NF x 2-3/4"
20	70012526	4	-	4	CAPSCREW, 3/4"NF x 3-1/4"
	70012984	-	4	-	CAPSCREW, 3/4"NF x 2-3/4"
	70904369	8	8	8	LOCKWASHER, 3/4"
21	70072366	2	2	2	NUT, high, 5/8"NF

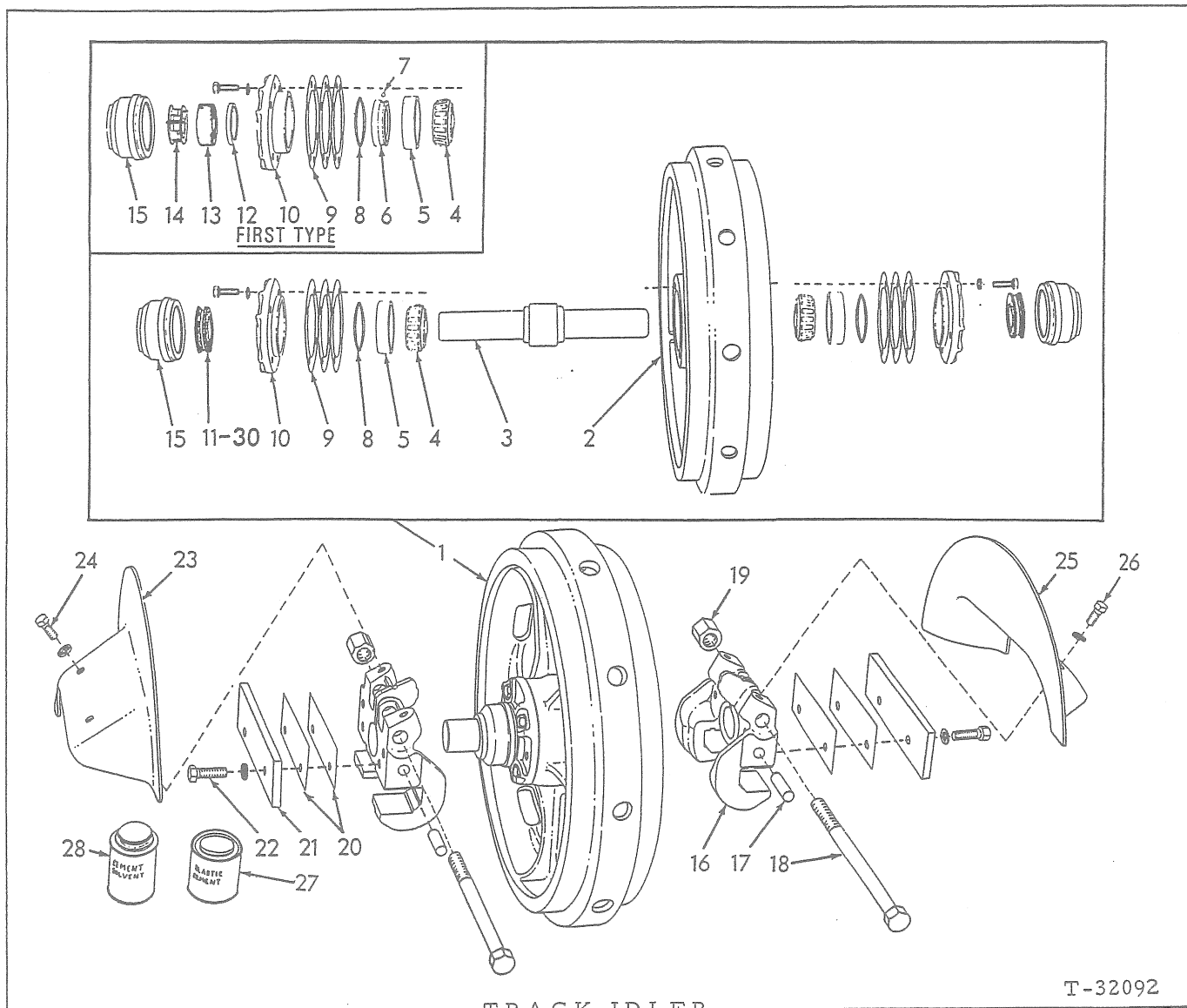
Use as req'd

(Continued)

TRACK CARRIER ROLLER (Continued)

ITEM	PART NO.	QUANTITY			DESCRIPTION
		*	**	Δ	
22	70056881	2	-	-	BRACKET, rear
	70631735	-	1	-	BRACKET, rear (right side)
	70631736	-	1	-	BRACKET, rear (left side)
23	70070299	2	2	-	CAPSCREW, 5/8"NF x 4"
24	70067559	4	-	-	CAPSCREW, 3/4"NF x 6-1/4"
	70090978	-	4	-	CAPSCREW, 3/4"NF x 7-3/8"
25	70013465	4	-	-	CAPSCREW, 3/4"NF x 2-1/2"
	70012984	-	4	-	CAPSCREW, 3/4"NF x 2-3/4"
26	70904369	8	8	-	LOCKWASHER, 3/4"
	70072366	2	2	-	NUT, high, 5/8"NF
27	70629478	2	2	2	BLOCK, tapped
28	70629478	2	-	-	BLOCK, tapped
	70632119	-	2	2	BLOCK, tapped
29	70070469	-	2	2	CAPSCREW, 1/2"NF x 1-1/4"
	70904208	-	2	2	LOCKWASHER, 1/2"
30	70629478	4	-	-	BLOCK, tapped (2-1/2" bolt-spacing)
	70631750	-	4	-	BLOCK, tapped (2-1/4" bolt-spacing)
31	70033288	-	-	-	CEMENT, neoprene, 1/2 pint can
32	70054890	-	-	-	SOLVENT, neoprene cement, 1/2 pint can
33	70083536	2	2	1	SEAL KIT (Includes parts for two (2) rollers; items 11 thru 13)

} For cementing boots and gaskets



* Original equipment and first type service replacement
 ** Second type service replacement

ITEM	PART NO.	QTY.	DESCRIPTION
		* **	
1	70629507	2	IDLER ASSY. (Includes items 2 thru 15)(Original equipment unit #29701)
	70679904	2	IDLER ASSY. (Includes items 2 thru 15)(Service replacement)
	70669472	- 2	IDLER ASSY. (Includes items 2, 3, 4, 5, 8, 9, 10, 11 and 15)
2	70629457	2	IDLER, only
	70686823	- 2	IDLER, only
3	70622825	2	SHAFT (Original equipment)
	70679901	2	SHAFT (Service replacement)
	70671733	- 2	SHAFT
4	70043491	4	CONE ASSY., bearing
	73007119	- 4	CONE ASSY., bearing
5	70210740	4	CUP, bearing
	73007120	- 4	CUP, bearing

(Continued)

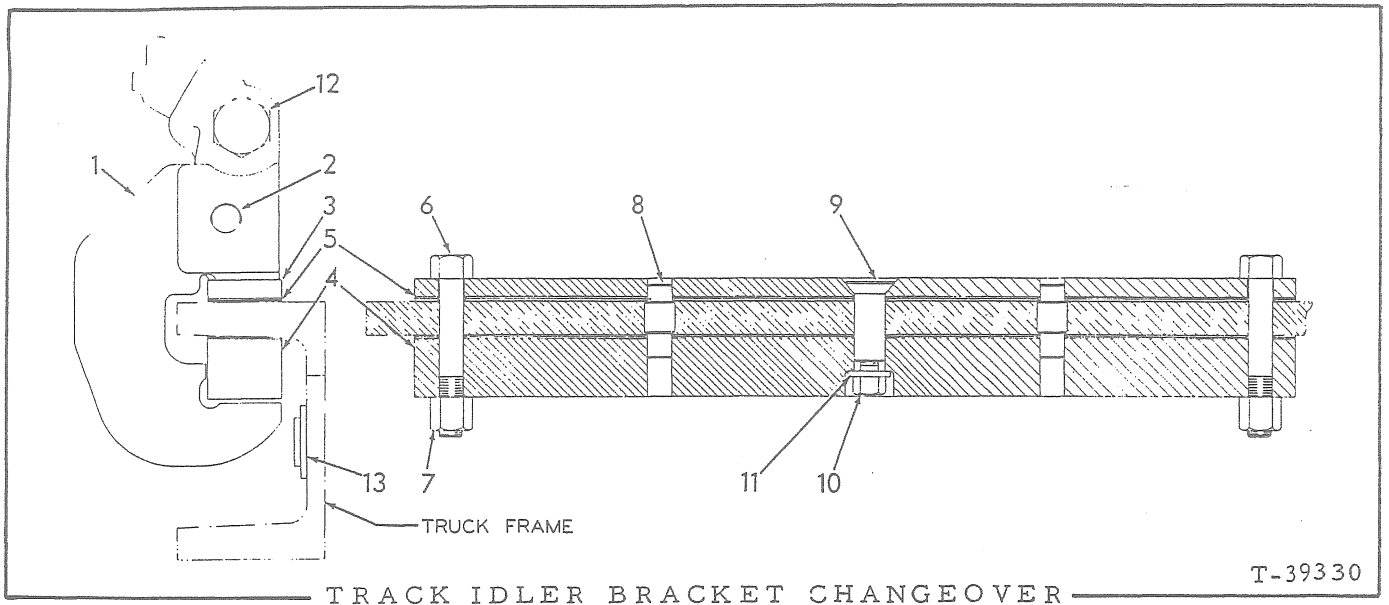
TRACK IDLER (Continued)

ITEM	PART NO.	QTY.	DESCRIPTION
6	70073027	4	- □RING, seal, inner
7	70905357	4	- □BALL, steel, 3/16" diam.
8	70073029	4	- □RING, seal packing
	70929728	- 4	O-RING
9	70655512	8	- SHIM, bearing adjustment (.003" thick)
	70671756	- 8	SHIM, bearing adjustment (.003" thick)
	70050245	8	- SHIM, bearing adjustment (.007" thick)
	70671758	- 8	SHIM, bearing adjustment (.007" thick)
	70050246	4	- SHIM, bearing adjustment (.010" thick)
	70671757	- 4	SHIM, bearing adjustment (.010" thick)
	70050247	4	- SHIM, bearing adjustment (.031" thick)
10	70671759	- 4	SHIM, bearing adjustment (.031" thick)
	70622826	4	- RETAINER, bearing
	70922726	16	- CAPSCREW, 1/2"NF x 1-1/2"
	70912441	16	- LOCKWASHER, 1/2"
11	70671734	- 4	RETAINER, bearing
	70670849	- 16	CAPSCREW, 1/2"NF x 2-1/4"
12	70671158	- 4	SEAL ASSY. (Includes item 30)
13	70621283	4	- □RING, seal, outer
14	70048665	4	- BOOT, seal
15	70048666	4	- SPRING ASSY., seal (Serviced only as a unit)
16	70622827	4	- RETAINER, seal
	70671728	- 4	RETAINER, seal
17	70622930	4	- BRACKET ASSY. (Includes item 17)(Loaders prior to #22793) (Also see page 237)for optional service replacement)
	70631794	- 4	BRACKET ASSY. (Includes item 17)(Loader #22793 and up)
18	70658707	8	8 PIN, dowel, idler bracket to release yoke
19	70926900	4	4 CAPSCREW, bracket clamping (3/4"NF x 8")
20	70012767	4	4 NUT, high, 3/4"NF
	70049861	20	- SHIM, guide plate spacing (1/64" thick. Use as required)
21	70679376	20	20 SHIM, guide plate spacing (1/64" thick. Use as required)
	70629615	4	- PLATE, guide
22	70679114	4	4 PLATE, guide
	70921535	8	- CAPSCREW, 5/8"NC x 1-3/4"
	70912942	8	- LOCKWASHER, 5/8"
	70669862	- 8	CAPSCREW, 5/8"NC x 1-1/2"
23	70927381	- 8	WASHER, plain
	70629827	2	2 GUARD, left
24	70921175	4	4 CAPSCREW, 1/2"NC x 1"
	70912441	4	4 LOCKWASHER, 1/2"
25	70629828	2	2 GUARD, right
26	70921175	4	4 CAPSCREW, 1/2"NC x 1"
	70912441	4	4 LOCKWASHER, 1/2"
27	70033288	-	- CEMENT, neoprene, 1/2 pint can
28	70054890	-	- SOLVENT, neoprene cement, 1/2 pint can
29	70078941	2	- SEAL KIT (Includes parts for one (1) idler assembly only; items 6, 7, 8 and 12)
30	70699062	-	4 RING SET (Includes 2 Sealing Washer; sufficient to service 1 SEAL ASSY.)

Use as required

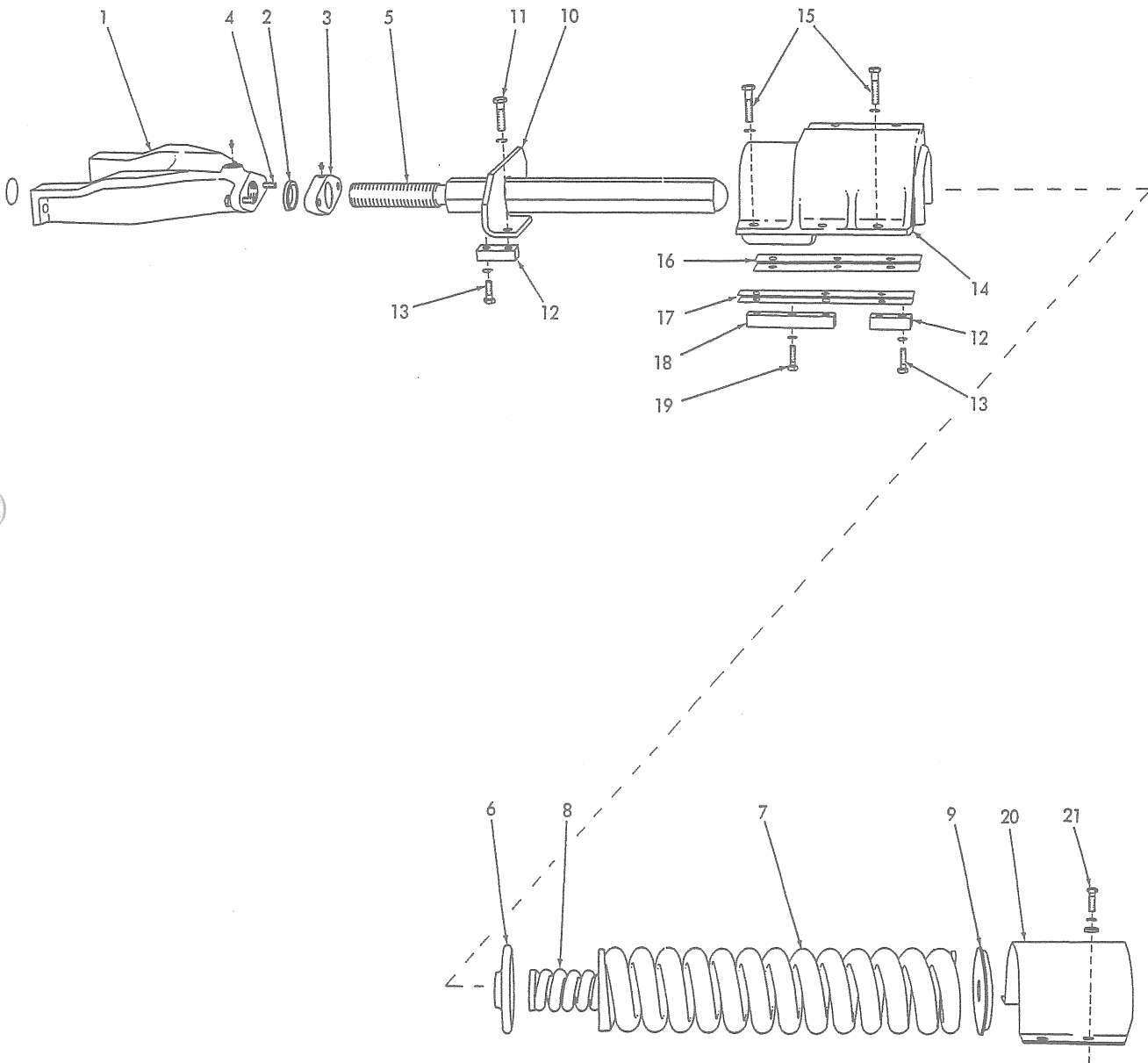
} For cementing boots and gaskets

Components of item 29



USAGE: For loaders prior to serial No. 22793. Provides for use of latest heavy-type bracket on track frames without machined surfaces

ITEM	PART NO.	QTY.	DESCRIPTION
-	70639885	2	BRACKET KIT (Consists of items listed below. Each kit includes material for one (1) track frame only)
1	70631794	4	BRACKET ASSEMBLY, track idler (Includes item 2)
2	70049914	8	PIN, dowel, idler bracket
3	70639971	4	BAR, slide, track idler, upper
4	70639886	4	BAR, slide, track idler, lower
5	70053322	32	SHIM, slide bar (Use as req'd)
6	70042430	8	CAPSCREW, slide bar (1/2"NF x 3-1/4")
7	70038234	8	NUT, high, 1/2"NF
8	70054824	8	PIN, dowel, slide bar
9	70631687	4	DOWEL, tapped, slide bar
10	70646045	4	CAPSCREW, Nylok, 3/8"NF x 1"
11	70647080	4	WASHER, plain
12	70622828	4	CAPSCREW, bracket clamping (3/4"NF x 8")
	70012767	4	NUT, high, 3/4"NF
13	70631734	4	PLATE, nut, end guard attaching cap screw



TRACK RELEASE (First type)

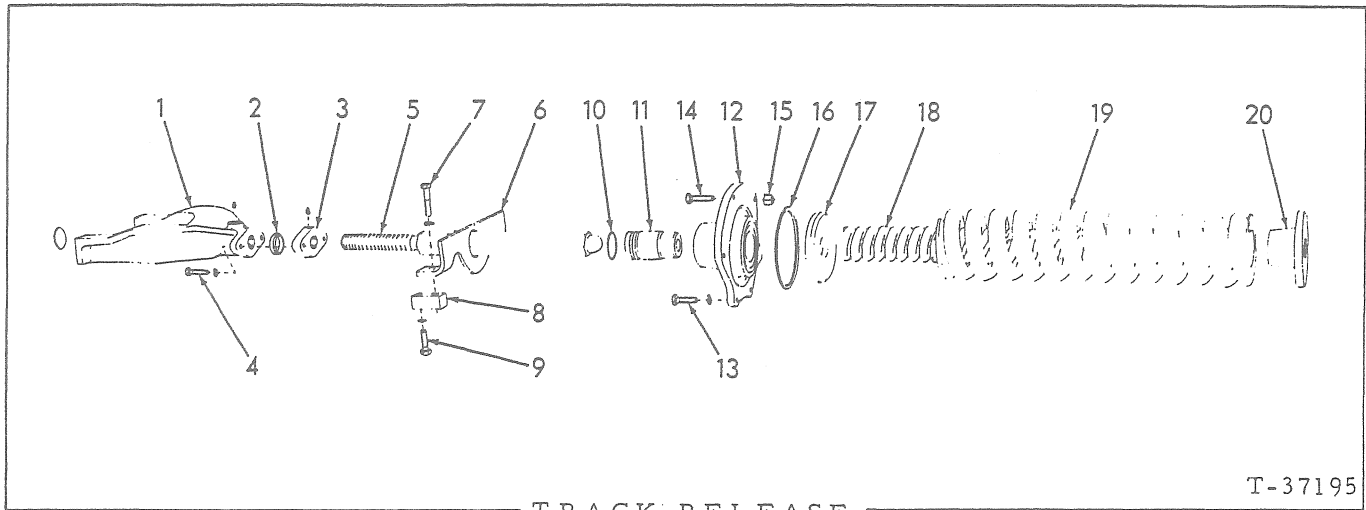
TRACK RELEASE

USAGE: Loaders prior to serial No. 22793

ITEM PART NO. QTY. DESCRIPTION

NOTE: See page 235 for optional Hydraulic Track Adjuster

1	70629586	2	YOKE ASSEMBLY, (Includes PLUG 70910016)
	70910016	2	PLUG, expansion, 2-1/4" diam.
	70914465	2	FITTING, lubricating, straight, 1/8"NPT
2	70066068	2	SEAL, protecting, adjustment screw threads (rubber)
3	70056614	2	LOCK, adjustment screw
	70914465	2	FITTING, lubricating, straight, 1/8"NPT
4	70035067	4	CAPSCREW, 1/2"NF x 2"
	70904208	4	LOCKWASHER, 1/2"
5	70629595	2	SCREW, adjustment (31" long)
6	70098902	2	SEAT, release spring, front
7	70620934	2	SPRING, outer
8	70630649	2	SPRING, inner (Effective with loader #22365)
9	70096136	2	SEAT, release spring, rear
10	70093332	2	BRACKET, supporting, adjustment screw
11	70035248	4	CAPSCREW, 5/8"NF x 2-1/4"
	70904209	4	LOCKWASHER, 5/8"
12	70093982	8	BLOCK, tapped
13	70035018	8	CAPSCREW, 1/2"NF x 1-1/2"
	70904208	8	LOCKWASHER, 1/2"
14	70629537	1	BRACKET, track supporting roller, left
	70629538	1	BRACKET, track supporting roller, right
15	70023618	12	CAPSCREW, 5/8"NF x 2-1/2"
	70904209	12	LOCKWASHER, 5/8"
16	70629593	6	SHIM, spring closure bracket, inner (Use as req'd)
17	70629594	6	SHIM, spring closure bracket, outer (Use as req'd)
18	70629452	4	BLOCK, tapped
19	70035018	4	CAPSCREW, 1/2"NF x 1-1/2"
	70904208	4	LOCKWASHER, 1/2"
20	70629581	2	GUARD, release spring
21	70614478	8	CAPSCREW, 1/2"NF x 1-3/8"
	70904208	8	LOCKWASHER, 1/2"
	70064531	8	WASHER, plain



TRACK RELEASE

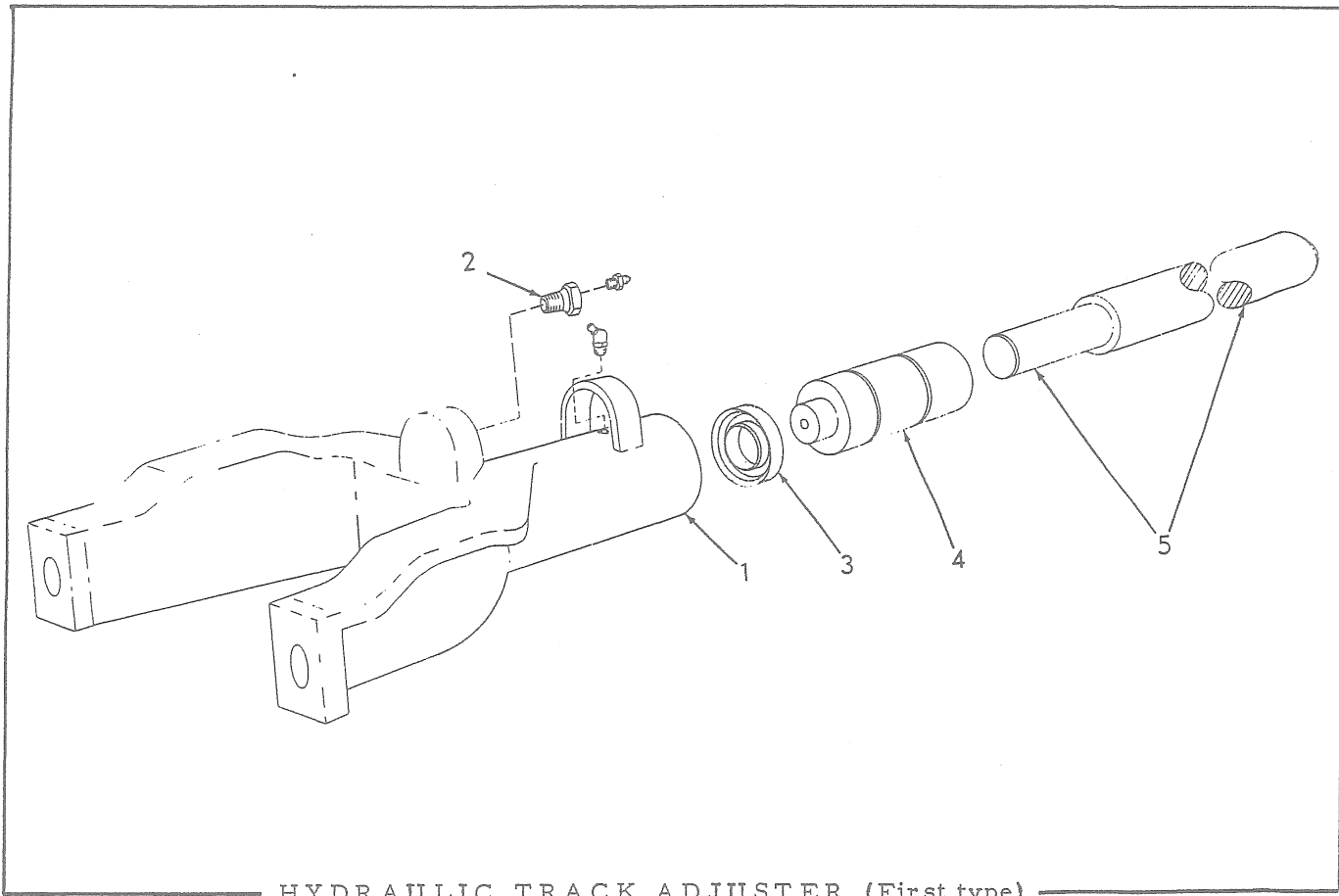
T-37195

USAGE: Effective with loader serial No. 22793

ITEM PART NO. QTY. DESCRIPTION

NOTE: See page 241 for optional Hydraulic Track Adjuster

1	70631756	2	YOKE ASSEMBLY (Includes PLUG indented below)
	70910016	2	PLUG, expansion, 2-1/4" diam.
	70914465	2	FITTING, lubricating, straight, 1/8"NPT
2	70066063	2	SEAL, protecting, adjustment screw threads (rubber)
3	70049849	2	LOCK, adjustment screw
	70914465	2	FITTING, lubricating, straight, 1/8"NPT
4	70035067	4	CAPSCREW, 1/2"NF x 2"
	70904208	4	LOCKWASHER, 1/2"
5	70632136	2	SCREW, adjustment
6	70632111	2	BRACKET, supporting, adjustment screw (Used prior to loader #24777)
7	70070161	4	CAPSCREW, 5/8"NF x 2-3/4"
	70904209	4	LOCKWASHER, 5/8"
8	70631665	4	BLOCK, tapped
9	70035067	4	CAPSCREW, 1/2"NF x 2"
	70904208	4	LOCKWASHER, 1/2"
10	70923827	4	O-RING, crosshead
11	70631751	2	CROSSHEAD
12	70631752	2	COVER, release spring chamber
13	70035229	6	CAPSCREW, 5/8"NF x 2"
	70904209	6	LOCKWASHER, 5/8"
14	70035248	6	CAPSCREW, 5/8"NF x 2-1/4"
15	70072366	6	NUT, high, 5/8"NF
16	70631771	2	SEAL, release spring chamber cover
17	70096136	2	SEAT, release spring, front
18	70632137	2	SPRING, inner
19	70620934	2	SPRING, outer
20	70631753	2	SEAT, release spring, rear

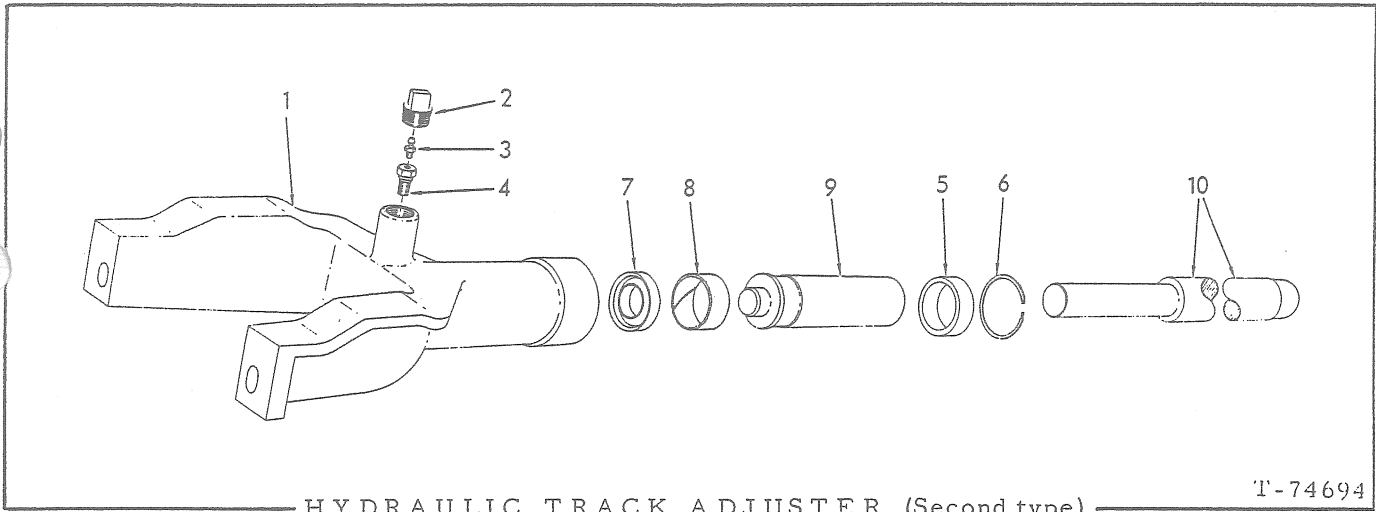


HYDRAULIC TRACK ADJUSTER (First type)

USAGE: Special equipment. Used prior to August 1968.

ITEM	PART NO.	QTY.	DESCRIPTION
1	70624205	2	YOKE ASSEMBLY (Includes items 2 thru 4 and FITTINGS indented below)(Order YOKE 70666406 and BAR 70666371)
	70915275	2	FITTING, lubricating, 65°, 1/8"NPT
2	70628915	2	VALVE ASSEMBLY, relief (Serviced only as a unit)
	70918188	2	FITTING, 90°, 1/4"-28 thread (Early units)
	70912808	2	FITTING, straight, 1/4"-28 thread (Late units)
3	70628931	2	SEAL, piston
4	70628930	2	PISTON, adjusting
5	70630014	2	BAR, push (28-1/4" long)(Used prior to loader #22793)
	70633829	2	BAR, push (24-1/8" long)(Effective with loader #22793)

(Revised June 1979)



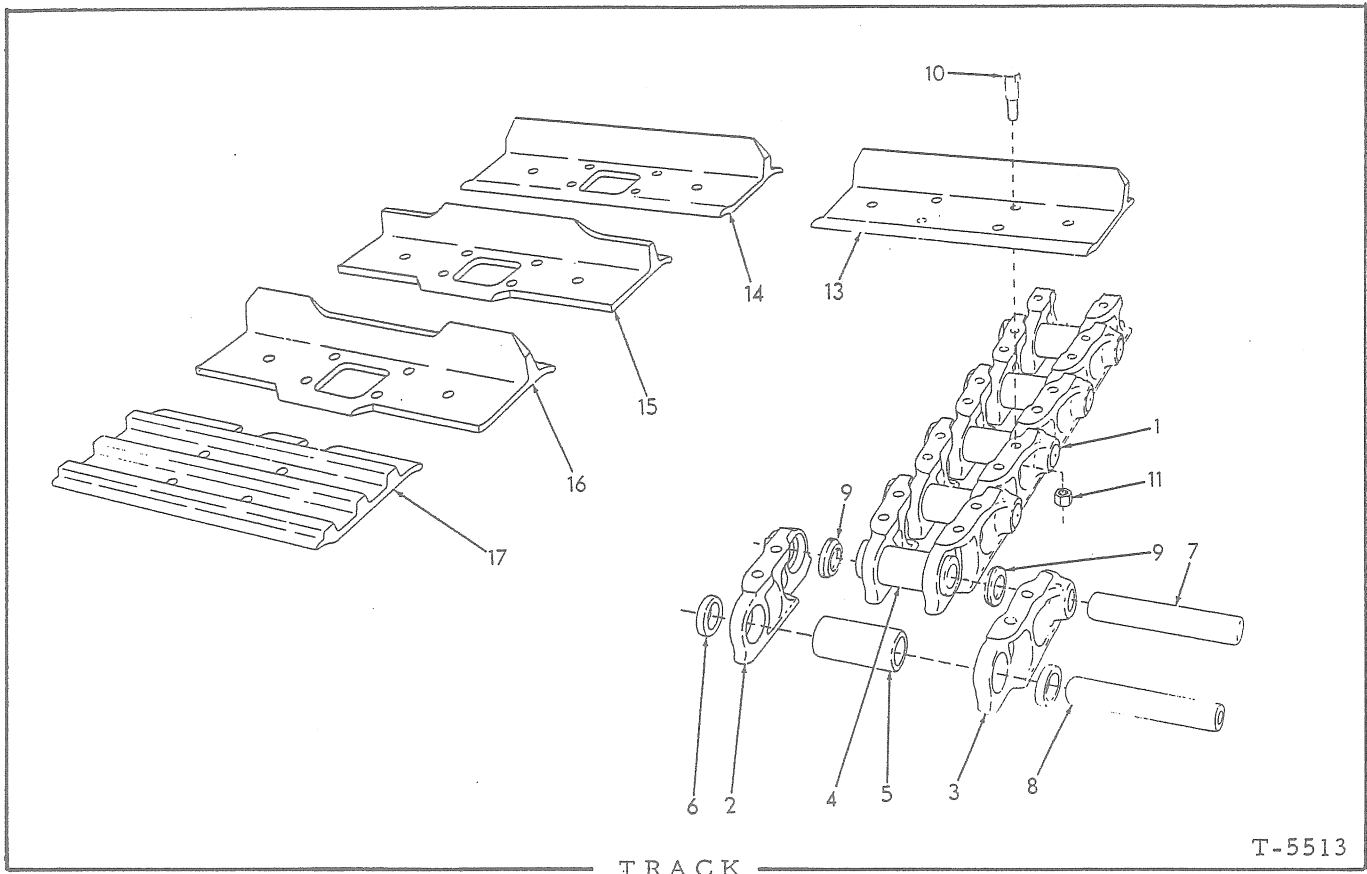
USAGE: Special equipment. Effective August 1968

* Early units. Piston has 7-5/8" bore-depth.
 ** Late units. Piston has 3-1/2" bore-depth.

ITEM	PART NO.	QTY.		DESCRIPTION
		*	**	
1	-----	2	-	YOKE ASSEMBLY (Order 70666406 and appropriate 4-1/8" shorter bar (item 10)
	70666406	-	2	YOKE ASSEMBLY (Includes items 2 thru 9)
2	70666367	2	2	PLUG, yoke
3	70666407	2	2	FITTING, pressurizing
4	70628915	2	2	VALVE ASSEMBLY, check (Serviced only as a unit)
5	70665134	2	2	RING, wear, release yoke
6	70624690	2	2	RING, snap
7	70628931	2	2	SEAL, piston
8	70665133	2	2	RING, wear, adjusting piston
9	-----	2	-	PISTON, adjusting (Order 70666408 and appropriate 4-1/8" shorter bar (item 10)
	70666408	-	2	PISTON, adjusting
10	70665297	2	-	BAR, push (28-1/4" long)(For loaders prior to #22793)
	70665187	2	-	BAR, push (24-1/8" long)(For loaders #22793 and up)
	70666372	-	2	BAR, push (24-1/8" long)(For loaders prior to #22793)
	70666371	-	2	BAR, push (20" long)(For loaders #22793 and up)

MEMO

241B



* Loaders prior to serial No. 24202
 ** Loaders serial No. 24202 and up (Sealed-type)

ITEM	PART NO.	QTY.		DESCRIPTION
		*	**	
1	70629703	2	-	RAIL ASSEMBLY (37 links)(Consists of items 2 thru 8)
	70646182	-	2	RAIL ASSEMBLY (37 links)(Consists of items 2 thru 5, 7 thru 9)
2	70078701	74	72	BAR, left
	70645985	-	2	BAR, master, left
3	70078702	74	72	BAR, right
	70645986	-	2	BAR, master, right
4	70086495	72	-	BUSHING (5-3/4" long)
	70645970	-	72	BUSHING (4-15/16" long)
5	70645971	2	2	BUSHING, master (4-5/8" long)
6	70086520	4	-	SPACER, master bushing
7	70079533	72	72	PIN
8	70621312	2	2	PIN, master
9	70683981	-	148	SEAL

(Continued)

TRACK (Continued)

ITEM	PART NO.	QTY. * **	DESCRIPTION
10	70097282	296 296	BOLT, track shoe (5/8"NF x 2-1/8")(Standard)
	70624546	296 296	BOLT, track shoe (5/8"NF x 2-7/16")(Special. Used with SHOE 70658263 only)
11	70084342	296 296	NUT, high, 5/8"NF
12	70651370	- -	LUBRICANT, track pin, 1 gal. can (Not illustrated)

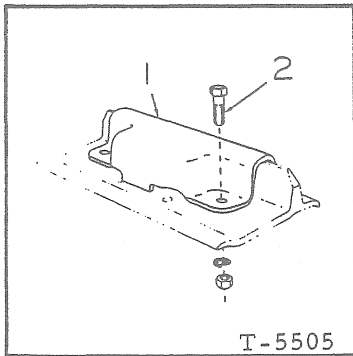
TRACK SHOES

COMPLETE TRACK ASSEMBLIES WITH SHOES (2 required)
* **

13	70659409	74 74	SHOE, grouser, 15"	70659633
14	70659420	74 74	SHOE, grouser, cut-out, 15"	70659636
15	70659425	36 36	SHOE, grouser, snow and ice, single calk, cut-out 15" }	70659639
16	70659426	38 38	SHOE, grouser, snow and ice, double calk, cut-out 15" }	
17	70633352	74 74	SHOE, semi-grouser, 13"	70647107
	70629458	74 74	SHOE, semi-grouser, 15" (Standard)	70646181
	70666482	74 74	SHOE, semi-grouser, 15" (Heavy type. For extreme duty)	70658273
	70647487	37 37	SHOE, semi-grouser, left side, 18"	70647365
	70647488	37 37	SHOE, semi-grouser, right side, 18"	70647366

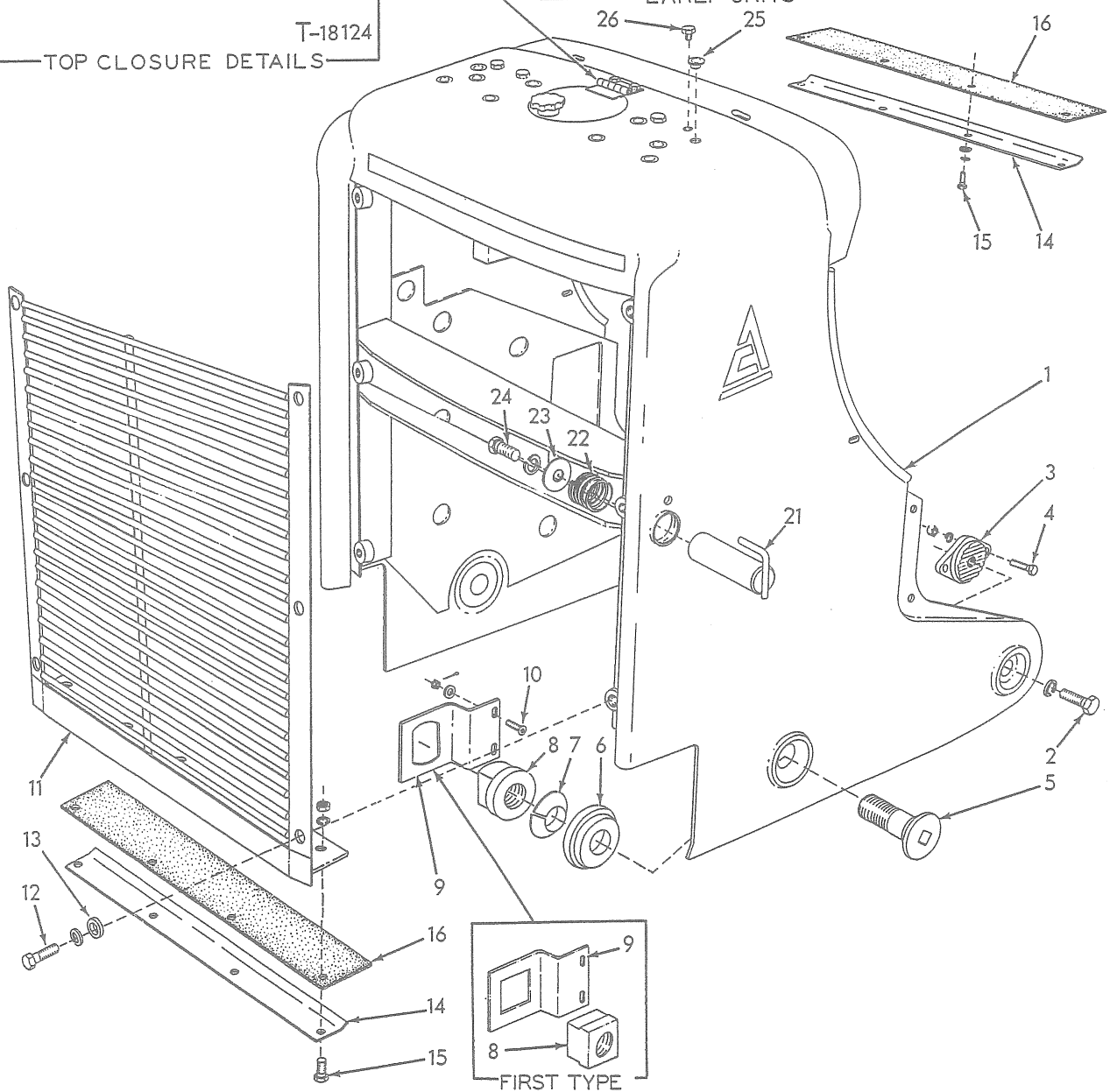
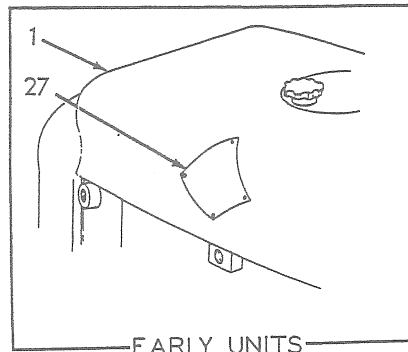
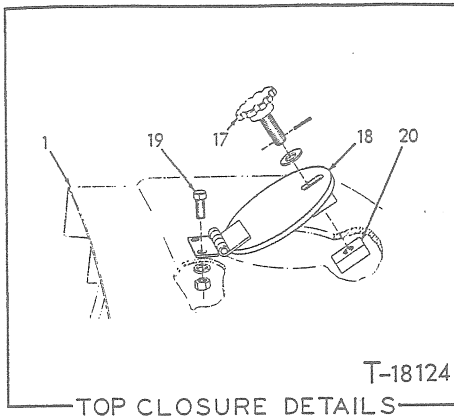
STREET PLATE

USAGE: Special equipment. For grouser shoes only



ITEM	PART NO.	QTY.	DESCRIPTION
1	70073558	1	PLATE, street
2	70035014	2	CAPSCREW, 5/8"NF x 1-1/2"
	70904209	2	LOCKWASHER, 5/8"
	70911044	2	NUT, 5/8"NF

NOTE: Quantities indicated are for one (1) shoe only



RADIATOR GUARD

T-36125

RADIATOR GUARD

ITEM	PART NO.	QTY.	DESCRIPTION
1	70624381	1	GUARD ASSEMBLY, radiator (Includes item 27)(Used prior to loader #22552 excluding EXCEPTIONS listed below)
	70634760	1	GUARD, radiator (Used on loaders #22552 thru #23002 including EXCEPTIONS listed below)
	70634893	1	GUARD, radiator (Effective with loader #23003)
2	70012453	2	CAPSCREW, 3/4"NF x 2"
	70904369	2	LOCKWASHER, 3/4"
3	70089255	2	BLOCK, tapped, guard attaching
4	70035073	4	CAPSCREW, 1/2"NF x 1-3/4"
	70904208	4	LOCKWASHER, 1/2"
	70911043	4	NUT, 1/2"NF
5	70086835	2	CAPSCREW, guard attaching
6	70086836	2	SPACER, guard attaching capscREW
7	70086837	2	WASHER, cone, guard attaching capscREW
8	-----	2	NUT, guard attaching capscREW (square)(Used prior to loader #22458. Order NUT 70631553 and LOCK 70631554)
	70631553	2	NUT, guard attaching capscREW (Effective with loader #22458)
9	70089592	2	LOCK, guard attaching nut (square hole)(Used prior to loader #22458)
	70631554	2	LOCK, guard attaching nut (Effective with loader #22458)
10	70091090	4	CAPSCREW, flat-socket-hd., 3/8"NF x 1-5/16"
	70900817	4	WASHER, plain, U. S. std., 3/8"
	70910863	4	NUT, slotted, 3/8"NF
	70900802	4	PIN, cotter, 3/32" x 1"
11	-----	1	PLATE, front closure (Used prior to loader #22552 excluding EXCEPTIONS listed below)(Order GRILL 70634763)
	70634763	1	GRILL, front (Used on loaders #22552 thru #23002 including EXCEPTIONS listed below)
	70634976	1	GRILL, front (Effective with loader #23003)
12	70035190	6	CAPSCREW, 1/2"NC x 1-1/2"
	70904208	6	LOCKWASHER, 1/2"
13	70064531	6	WASHER, plain
			} 1 additional used prior to loader #22552 excluding EXCEPTIONS listed below
14	70092022	2	BAFFLE, air
15	70036034	8	CAPSCREW, 3/8"NF x 1"
	70911115	4	WASHER, plain, SAE std., 3/8"
	70904206	8	LOCKWASHER, 3/8"
	70911041	4	NUT, 3/8"NF

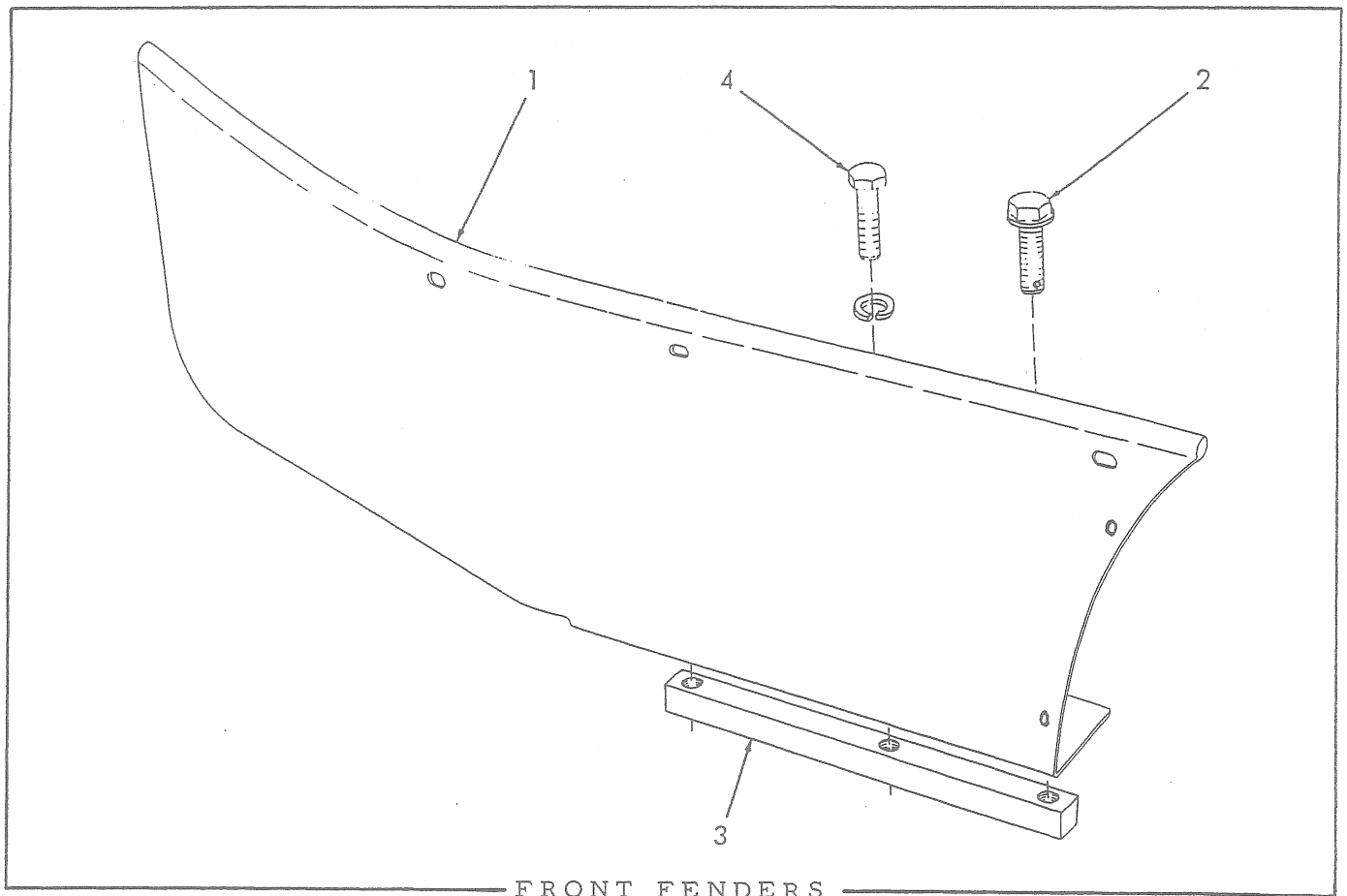
EXCEPTIONS: Loaders #22465, 22537, 22539, 22545 and 22546

(Continued)

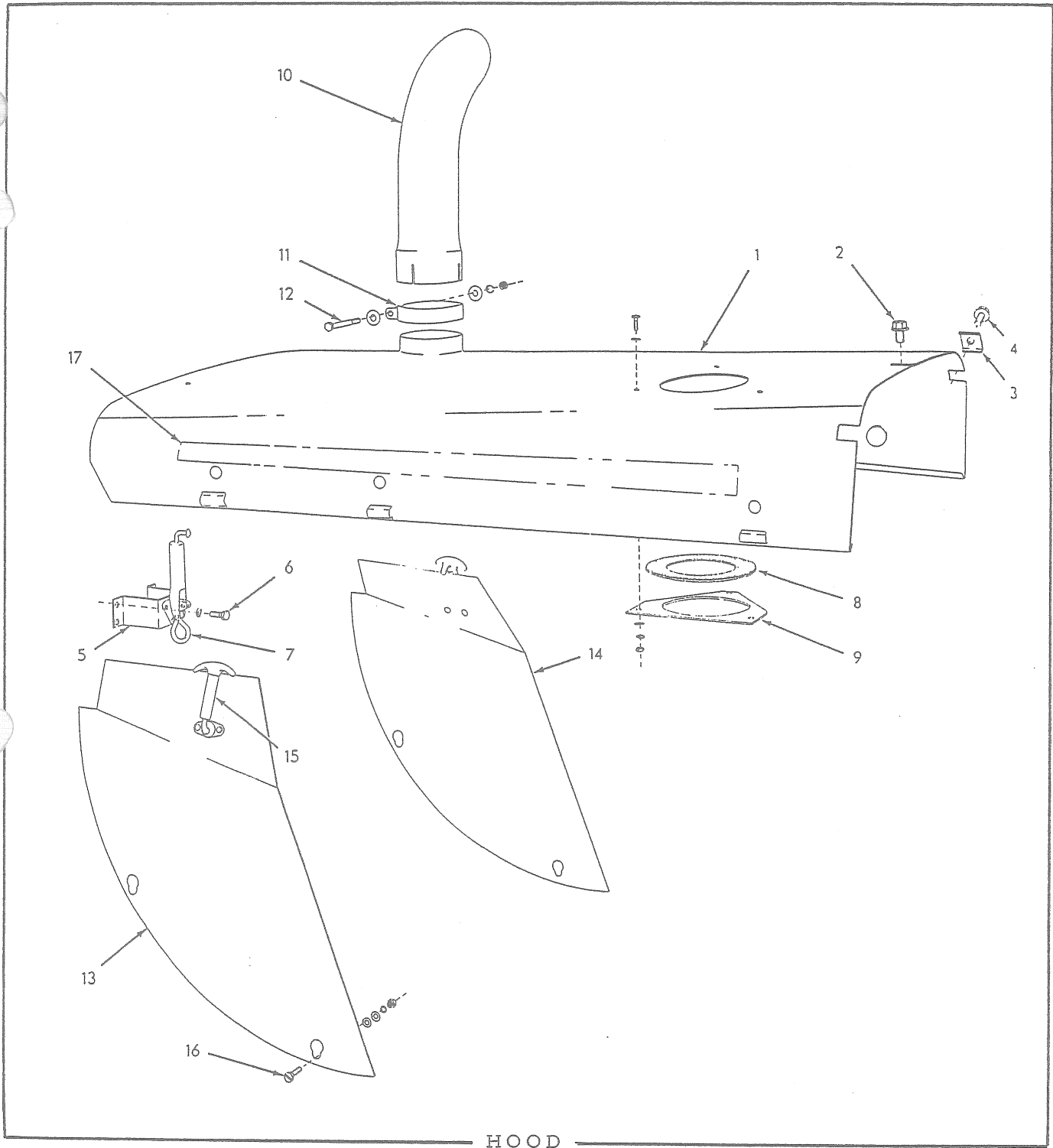
RADIATOR GUARD (Continued)

ITEM	PART NO.	QTY.	DESCRIPTION	
16	70092021	2	STRIP, sealing, air baffle (rubber)	
17	70624487	1	KNOB, top closure plate	
	70910244	1	WASHER, plain, SAE std., 1/2"	
	70916202	1	PIN, roll, 1/8" x 7/8"	
18	70091942	1	PLATE, top closure (Includes hinge)	
19	70035167	2	CAPSCREW, 3/8"NF x 7/8"	
	70904206	2	LOCKWASHER, 3/8"	
	70911041	2	NUT, 3/8"NF	
20	70624488	1	BLOCK, tapped	
21	70631640	1	PIN, safety	
22	70628234	1	SPRING, safety pin	
23	70628238	1	WASHER, spring retaining	
24	70070467	1	CAPSCREW, 1/2"NF x 1"	
	70904208	1	LOCKWASHER, 1/2"	
25	70924420	10	PLUG, drive-in, aluminum, 5/8" diam.	} Hole closure. Not used with headlights
26	70903627	4	CAPSCREW, 3/8"NC x 1/2"	
27	{ -----	1	MONOGRAM, "A-C"	} Discontinued
	{ -----	2	MONOGRAM, "HD7G"	

NOTE: See PAINTING AND MARKING for transfers



ITEM	PART NO.	QTY.	DESCRIPTION
1	70642045	1	FENDER, left side
	70642046	1	FENDER, right side
2	70623622	4	CAPSCREW, Nylok, 1/2"NF x 1-3/4"
3	70098018	2	BLOCK, tapped, right fender
4	70035073	2	CAPSCREW, 1/2"NF x 1-3/4"
	70904208	2	LOCKWASHER, 1/2"



HOOD

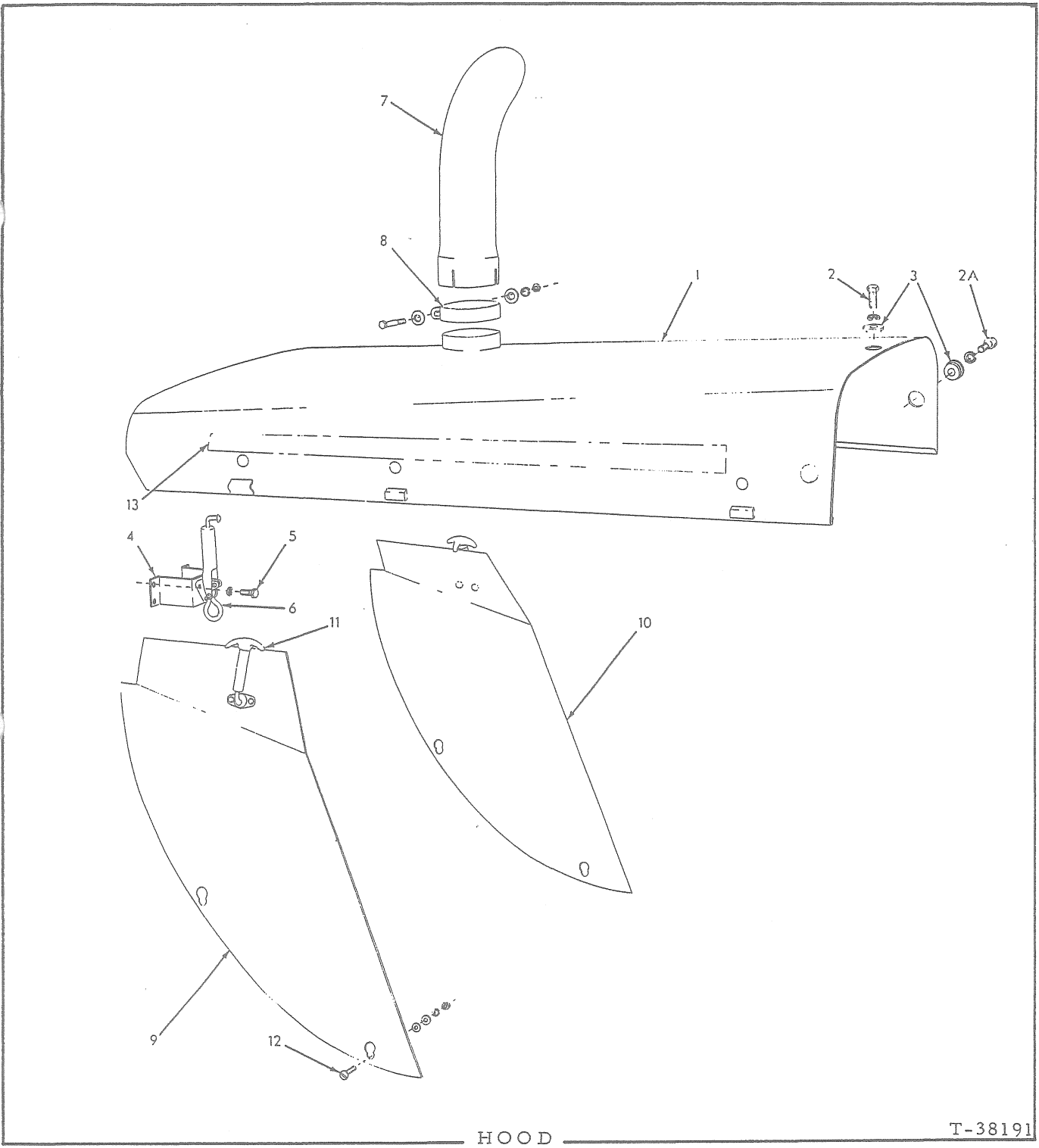
USAGE: Tractors prior to serial No. 23003

ITEM	PART NO.	QTY.	DESCRIPTION
1	70624421	1	HOOD, engine
2	70624418	1	CAPSCREW, Nylok, 1/2"NF x 3/4"
3	70624416	2	CLIP, hood retaining
4	70623820	2	CAPSCREW, Nylok, 1/2"NF x 1"

(Continued)

HOOD (Continued)

ITEM	PART NO.	QTY.	DESCRIPTION
5	70624426	2	FASTENER ASSEMBLY, hold-down (Includes item 7)
6	70035167	8	CAPSCREW, 3/8"NF x 7/8"
	70904206	8	LOCKWASHER, 3/8"
7	70033060	2	FASTENER
	70900764	6	RIVET, fl-hd., 3/16" x 1/2"
8	70624408	1	SEAL, air stack (rubber)
9	70624409	1	PLATE, air stack seal retaining
	70912789	3	CAPSCREW, 1/4"NF x 3/4"
	70911114	6	WASHER, plain, SAE std., 1/4"
	70904204	3	LOCKWASHER, 1/4"
	70911040	3	NUT, 1/4"NF
10	70624292	1	PIPE, exhaust
11	70646078	1	CLAMP, exhaust pipe
12	70041911	1	CAPSCREW, 3/8"NF x 3-1/2" (Early units)
	70920613	1	CAPSCREW, 3/8"NF x 3" (Late units)
	70900817	2	WASHER, plain, U.S. std., 3/8"
	70904206	1	LOCKWASHER, 3/8"
	70911041	1	NUT, 3/8"NF
13	70629057	1	PLATE ASSEMBLY, front closure, left side (Includes item 15)
14	70629058	1	PLATE ASSEMBLY, front closure, right side (Includes item 15)
15	70098029	2	CATCH, closure plate
	70900759	4	RIVET, fl-hd., 1/4" x 1/2"
16	70097760	4	SCREW, closure plate attachment
	70910335	8	WASHER, plain, SAE std., 5/16"
	70904205	4	LOCKWASHER, 5/16"
	70913636	4	NUT, 5/16"NF
17	-----	-	TRANSFER (See PAINTING AND MARKING)



HOOD

T-38191

USAGE: Effective with tractors serial No. 23003

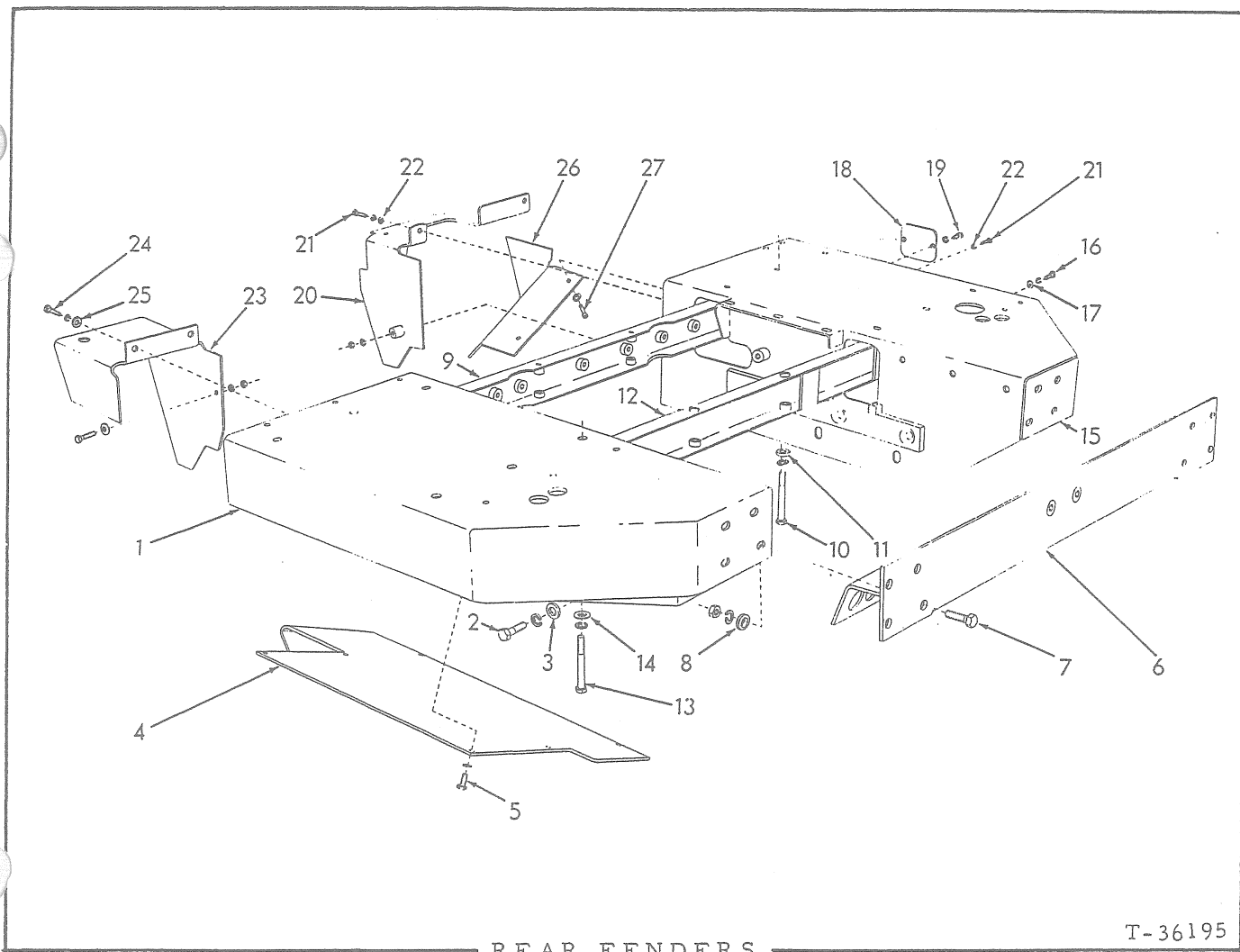
ITEM: PART NO. QTY. DESCRIPTION

1	70633903	1	HOOD, engine
2	70070469	1	CAPSCREW, 1/2"NF x 1-1/4"
2A	70070469	2	CAPSCREW, 1/2"NF x 1-1/4" (Early units)
	70035061	2	CAPSCREW, 1/2"NC x 1-1/4" (Late units)
	70904208	3	LOCKWASHER, 1/2"
3	70633594	3	WASHER, shouldered, engine hood

(Continued)

HOOD (Continued)

ITEM	PART NO.	QTY.	DESCRIPTION
4	70624426	2	FASTENER ASSEMBLY, hold-down (Includes item 6)
5	70035167	8	CAPSCREW, 3/8"NF x 7/8"
	70904206	8	LOCKWASHER, 3/8"
6	70033060	2	FASTENER
	70900764	6	RIVET, fl-hd., 3/16" x 1/2"
7	70633994	1	PIPE, exhaust
8	70639725	1	CLAMP, exhaust pipe
	70920613	1	CAPSCREW, 3/8"NF x 3"
	70900817	2	WASHER, plain, U.S. std., 3/8"
	70904206	1	LOCKWASHER, 3/8"
	70911041	1	NUT, 3/8"NF
9	70637547	1	PLATE ASSEMBLY, front closure, left side (Includes item 11)
10	70637548	1	PLATE ASSEMBLY, front closure, right side (Includes item 11)
11	70098029	2	CATCH, closure plate
	70900759	4	RIVET, fl-hd., 1/4" x 1/2"
12	70097760	4	SCREW, closure plate attachment
	70910335	8	WASHER, plain, SAE std., 5/16"
	70904205	4	LOCKWASHER, 5/16"
	70913636	4	NUT, 5/16"NF
13	-----	-	TRANSFER (See PAINTING AND MARKING)



REAR FENDERS

T-36195

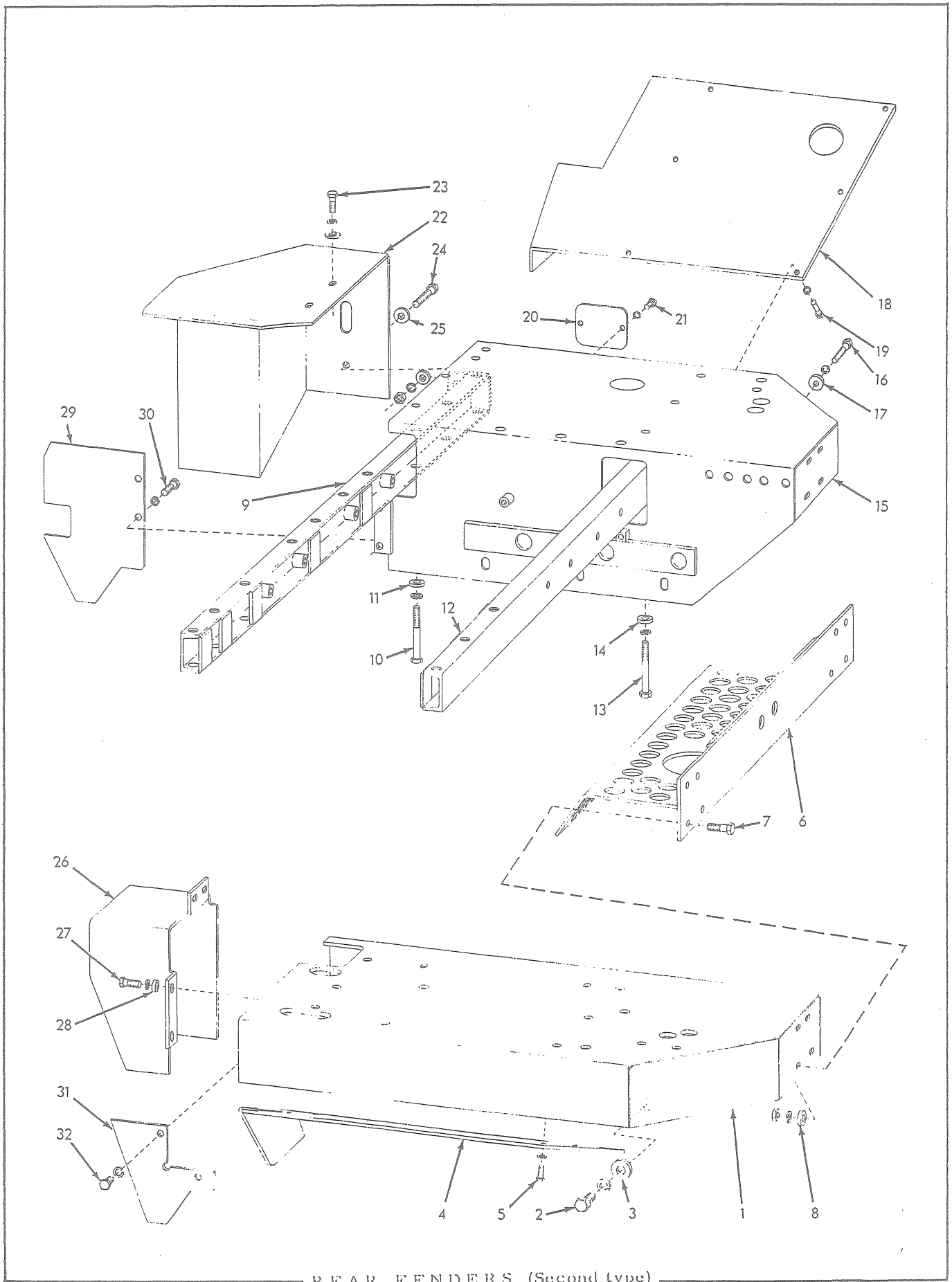
USAGE: Loaders prior to serial No. 23003

ITEM	PART NO.	QTY.	DESCRIPTION
1	70623802	1	FENDER, left
2	70648715	3	CAPSCREW, Nylok, 5/8"NC x 1-5/8"
	70904209	3	LOCKWASHER, 5/8"
3	70064810	3	WASHER, plain
4	70097939	1	PLATE, cover, left fender
5	70035167	6	CAPSCREW, 3/8"NF x 7/8"
	70904206	6	LOCKWASHER, 3/8"
6	70634897	1	GUARD, rear
7	70035018	8	CAPSCREW, 1/2"NF x 1-1/2"
8	70064531	8	WASHER, plain
	70904208	8	LOCKWASHER, 1/2"
	70911043	8	NUT, 1/2"NF
9	70623798	1	CHANNEL, fender bracing, front
10	70057517	6	CAPSCREW, 1/2"NF x 4"
	70904208	6	LOCKWASHER, 1/2"
11	70064531	6	WASHER, plain

(Continued)

REAR FENDERS (Continued)

ITEM	PART NO.	QTY.	DESCRIPTION
12	70648437	1	CHANNEL, fender bracing, rear
13	70057517	6	CAPSCREW, 1/2"NF x 4"
	70904208	6	LOCKWASHER, 1/2"
14	70064531	6	WASHER, plain
15	70628677	1	FENDER, right
16	70648715	3	CAPSCREW, Nylok, 5/8"NC x 1-5/8"
	70904209	3	LOCKWASHER, 5/8"
17	70064810	3	WASHER, plain
18	70087265	2	COVER, right fender (Effective with tractor #22385)
19	70035439	4	CAPSCREW, 3/8"NC x 1"
	70904206	4	LOCKWASHER, 3/8"
20	70628807	1	COVER, right side
21	70036039	3	CAPSCREW, 3/8"NF x 1-3/8"
22	70044973	3	WASHER, plain
	70904206	3	LOCKWASHER, 3/8"
	70911041	1	NUT, 3/8"NF
23	70623800	1	COVER, left side
24	70036039	3	CAPSCREW, 3/8"NF x 1-3/8"
25	70044973	3	WASHER, plain
	70904206	3	LOCKWASHER, 3/8"
	70911041	1	NUT, 3/8"NF
26	70628939	1	GUARD, cylinder hose
27	70035336	2	CAPSCREW, 3/8"NF x 1-3/4"
	70904206	2	LOCKWASHER, 3/8"

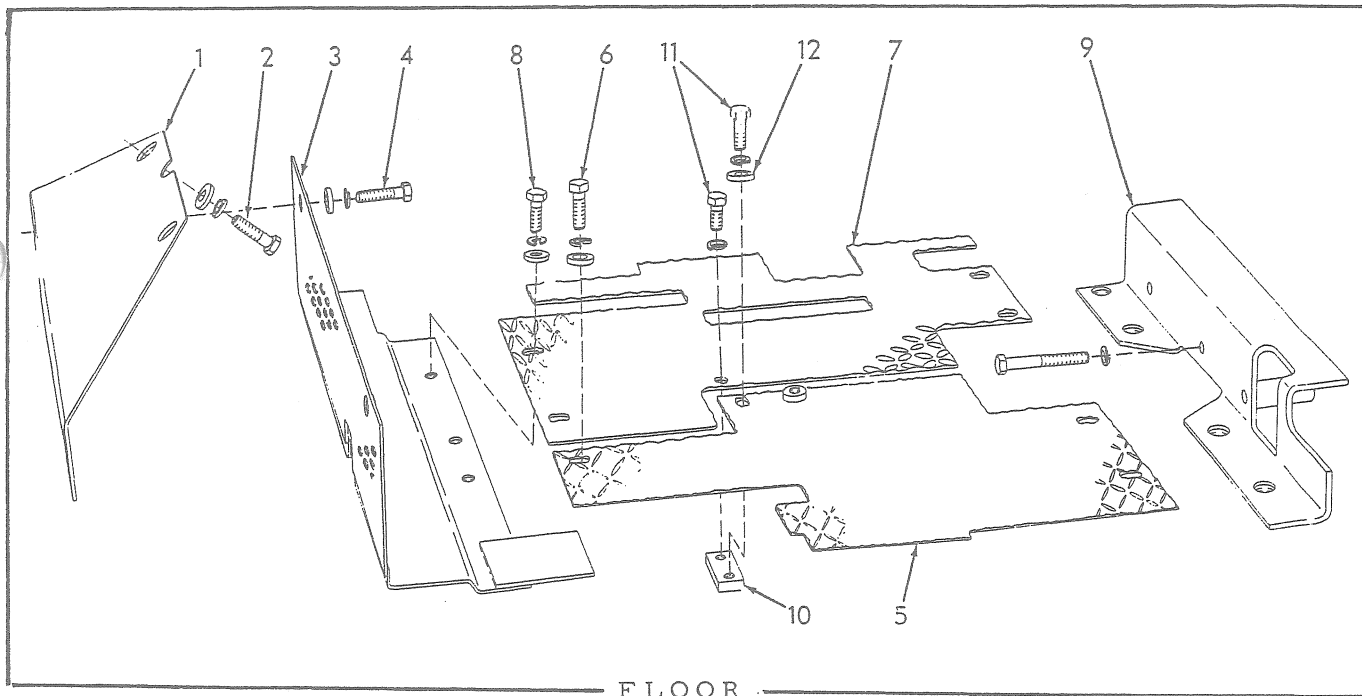


REAR FENDERS (Second type)

REAR FENDERS

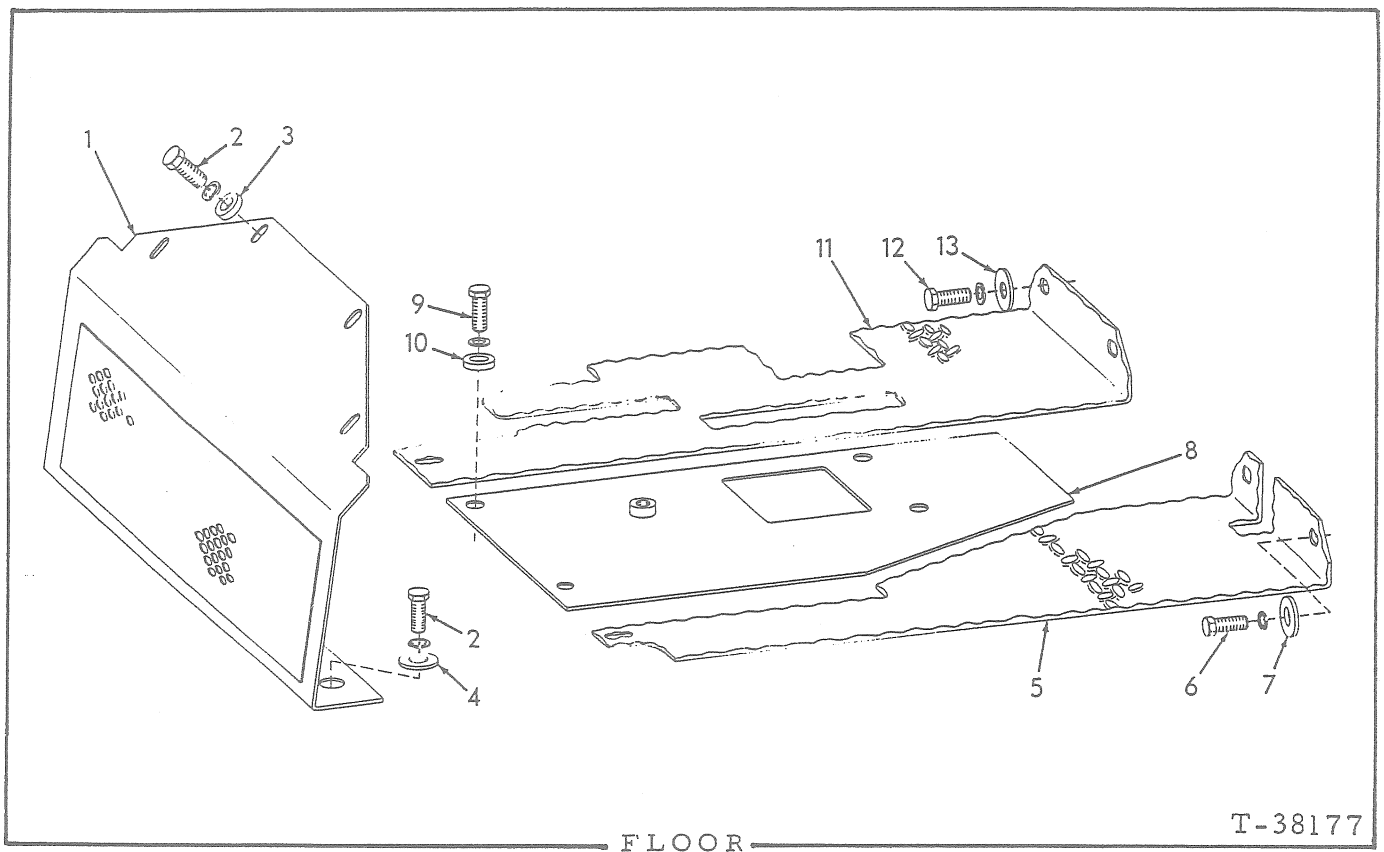
USAGE: Effective with loaders serial No. 23003

ITEM	PART NO.	QTY.	DESCRIPTION
1	70648601	1	FENDER, left
2	70648715	3	CAPSCREW, Nylok, 5/8"NC x 1-5/8"
	70904209	3	LOCKWASHER, 5/8"
3	70064810	3	WASHER, plain
4	70633165	1	PLATE, cover, left side
5	70036034	6	CAPSCREW, 3/8"NF x 1"
	70904206	6	LOCKWASHER, 3/8"
6	70648500	1	GUARD, rear, compartment ventilating
7	70035018	8	CAPSCREW, 1/2"NF x 1-1/2"
8	70064531	8	WASHER, plain
	70904208	8	LOCKWASHER, 1/2"
	70911043	8	NUT, 1/2"NF
9	70648665	1	CHANNEL, fender bracing, front
10	70057517	6	CAPSCREW, 1/2"NF x 4"
	70904208	6	LOCKWASHER, 1/2"
11	70064531	6	WASHER, plain
12	70633130	1	CHANNEL, fender bracing, rear
13	70057517	6	CAPSCREW, 1/2"NF x 4"
	70904208	6	LOCKWASHER, 1/2"
14	70064531	6	WASHER, plain
15	70648602	1	FENDER, right
16	70648715	3	CAPSCREW, Nylok, 5/8"NC x 1-5/8"
	70904209	3	LOCKWASHER, 5/8"
17	70064810	3	WASHER, plain
18	70633166	1	PLATE, cover, right side
19	70036034	6	CAPSCREW, 3/8"NF x 1"
	70904206	6	LOCKWASHER, 3/8"
20	70087265	1	COVER, right fender
21	70035439	2	CAPSCREW, 3/8"NC x 1"
	70904206	2	LOCKWASHER, 3/8"
22	70633612	1	PLATE, right side
23	70614478	2	CAPSCREW, 1/2"NF x 1-3/8"
24	70035073	1	CAPSCREW, 1/2"NF x 1-3/4"
25	70064531	2	WASHER, plain
	70910244	2	WASHER, plain, SAE std., 1/2"
	70904208	3	LOCKWASHER, 1/2"
	70911043	1	NUT, 1/2"NF
26	70633464	1	COVER, left side
27	70012992	4	CAPSCREW, 3/8"NF x 1-1/4" (Early units)
	70013058	4	CAPSCREW, 3/8"NC x 1-1/4" (Late units)
	70904206	4	LOCKWASHER, 3/8"
28	70044973	4	WASHER, plain
29	70643529	1	PLATE, cylinder hose protecting, right side
30	70036034	2	CAPSCREW, 3/8"NF x 1"
	70904206	2	LOCKWASHER, 3/8"
31	70633416	1	PLATE, cylinder hose protecting, left side
32	70036034	2	CAPSCREW, 3/8"NF x 1"
	70904206	2	LOCKWASHER, 3/8"



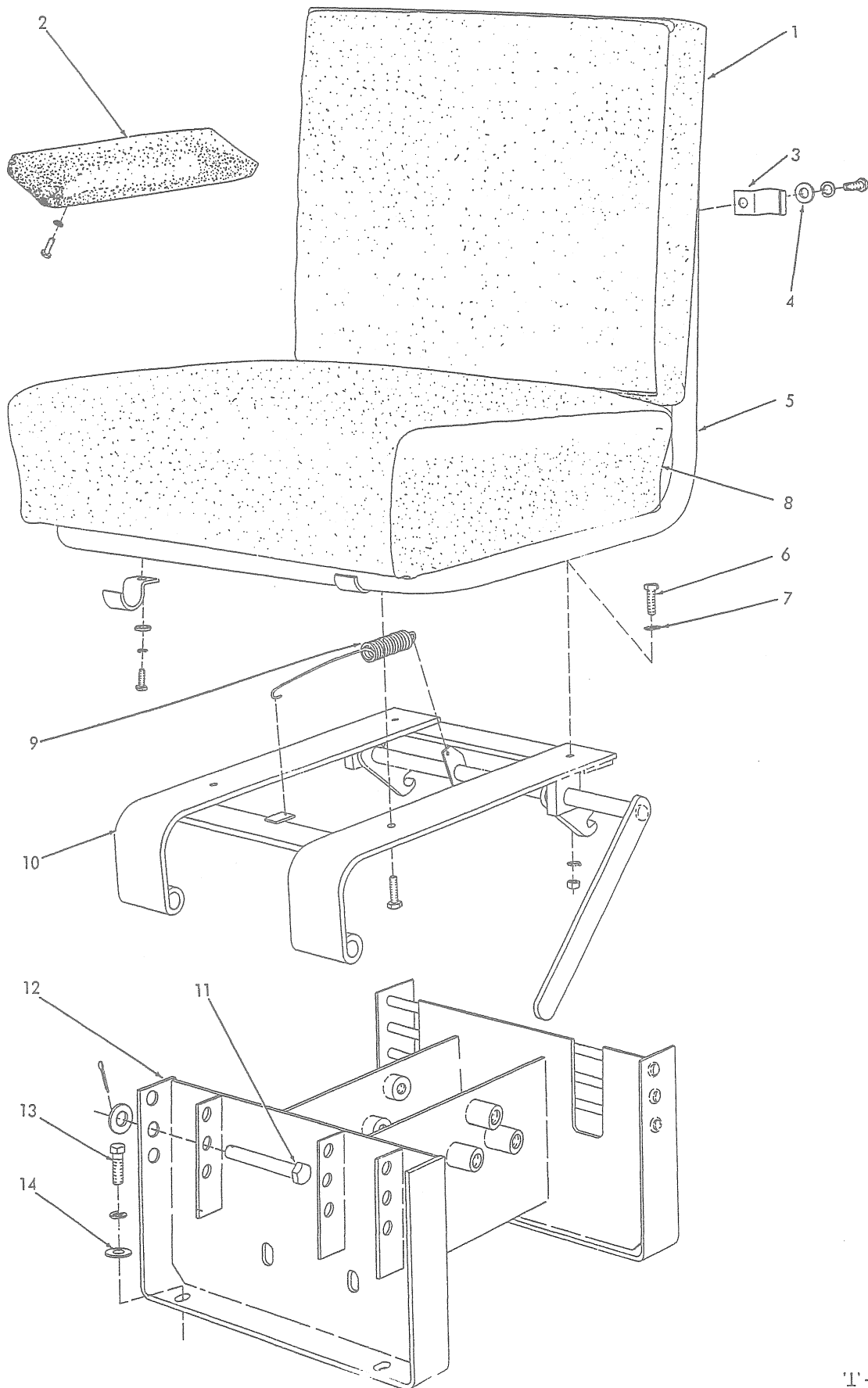
USAGE: Loaders prior to serial No. 23003

ITEM	PART NO.	QTY.	DESCRIPTION
1	70097968	1	PLATE, floor supporting, front
2	70035236	2	CAPSCREW, 1/2"NC x 1-3/4"
	70904208	2	LOCKWASHER, 1/2"
	70064531	2	WASHER, plain
3	70638478	1	PLATE, floor, front
4	70921556	2	CAPSCREW, 1/2"NC x 2"
	70904208	2	LOCKWASHER, 1/2"
	70064531	2	WASHER, plain
5	70638482	1	PLATE, floor, left rear (If for tractor prior to #22340 also furnish items 10 thru 12)
6	70614478	3	CAPSCREW, 1/2"NF x 1-3/8"
	70904208	3	LOCKWASHER, 1/2"
	70064531	3	WASHER, plain
7	70628471	1	PLATE, floor, right rear
8	70614478	4	CAPSCREW, 1/2"NF x 1-3/8"
	70904208	4	LOCKWASHER, 1/2"
	70064531	4	WASHER, plain
9	70624327	1	ANGLE, floor supporting, rear
	70911979	3	CAPSCREW, 1/2"NF x 3-1/2"
	70904208	3	LOCKWASHER, 1/2"
10	70631385	1	BLOCK, tapped (Effective with tractor #22340)
11	70035525	2	CAPSCREW, 1/2"NF x 1-1/8"
	70904208	2	LOCKWASHER, 1/2"
12	70064531	1	WASHER, plain



USAGE: Loaders serial No. 23003 and up

ITEM	PART NO.	QTY.	DESCRIPTION
1	70633580	1	PLATE, floor supporting, front
2	70035061	6	CAPSCREW, 1/2"NC x 1-1/4"
	70904208	6	LOCKWASHER, 1/2"
3	70064531	4	WASHER, plain
4	70633594	2	WASHER, shouldered, floor plate
5	70633542	1	PLATE, floor, left rear
6	70035061	3	CAPSCREW, 1/2"NC x 1-1/4"
	70904208	3	LOCKWASHER, 1/2"
7	70047063	3	WASHER, plain
8	70648694	1	PLATE, floor, center rear
9	70035061	4	CAPSCREW, 1/2"NC x 1-1/4"
	70904208	4	LOCKWASHER, 1/2"
10	70064531	4	WASHER, plain
11	70633539	1	PLATE, floor, right rear
12	70035061	3	CAPSCREW, 1/2"NC x 1-1/4"
	70904208	3	LOCKWASHER, 1/2"
13	70047063	3	WASHER, plain

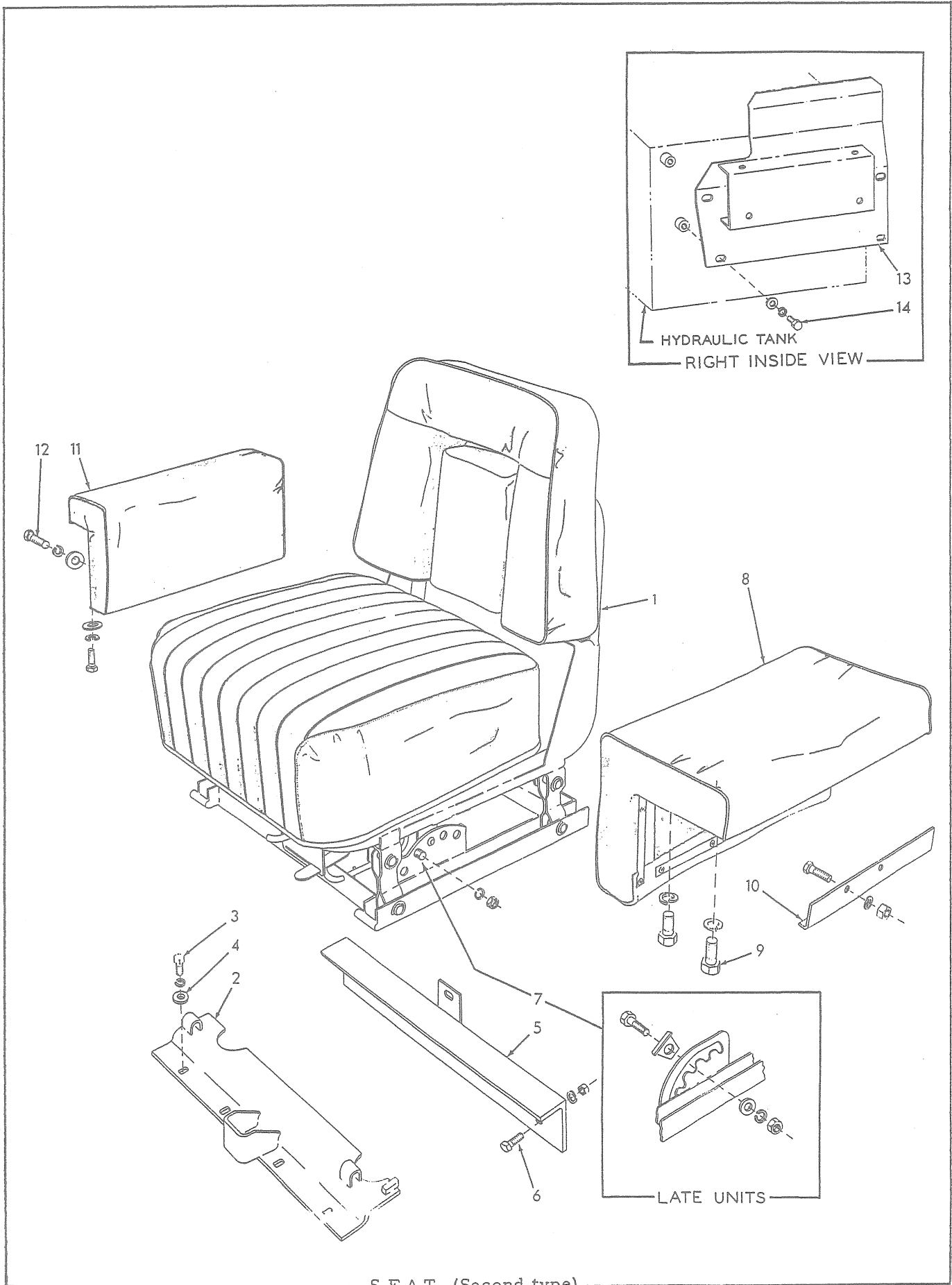


T-36157

SEAT (First type)

USAGE: Loaders prior to serial No. 23003

ITEM	PART NO.	QTY.	DESCRIPTION
1	70098401	1	CUSHION, back
2	70620013	1	CUSHION, arm
	70912789	2	CAPSCREW, 1/4"NF x 3/4"
	70904204	2	LOCKWASHER, 1/4"
3	70098409	8	CLIP, cushion retaining
	70912789	8	CAPSCREW, 1/4"NF x 3/4"
	70904204	8	LOCKWASHER, 1/4"
4	70092635	8	WASHER, plain
5	70628197	1	FRAME, seat
	70910505	2	CAPSCREW, 5/16"NF x 1"
6	70043646	2	CAPSCREW, 5/16"NF x 1-1/4"
7	70092665	4	WASHER, plain
	70904205	4	LOCKWASHER, 5/16"
	70913636	4	NUT, 5/16"NF
8	70098402	1	CUSHION, seat
9	70045306	1	SPRING, seat adjustment
10	70097602	1	FRAME, seat adjusting
11	70097612	2	PIN, hinge, seat adjusting frame
	70910244	2	WASHER, plain, SAE std., 1/2"
	70900805	2	PIN, cotter, 1/8" x 3/4"
12	70630772	1	SUPPORT, seat
13	70036034	4	CAPSCREW, 3/8"NF x 1"
	70904206	4	LOCKWASHER, 3/8"
14	70044973	4	WASHER, plain

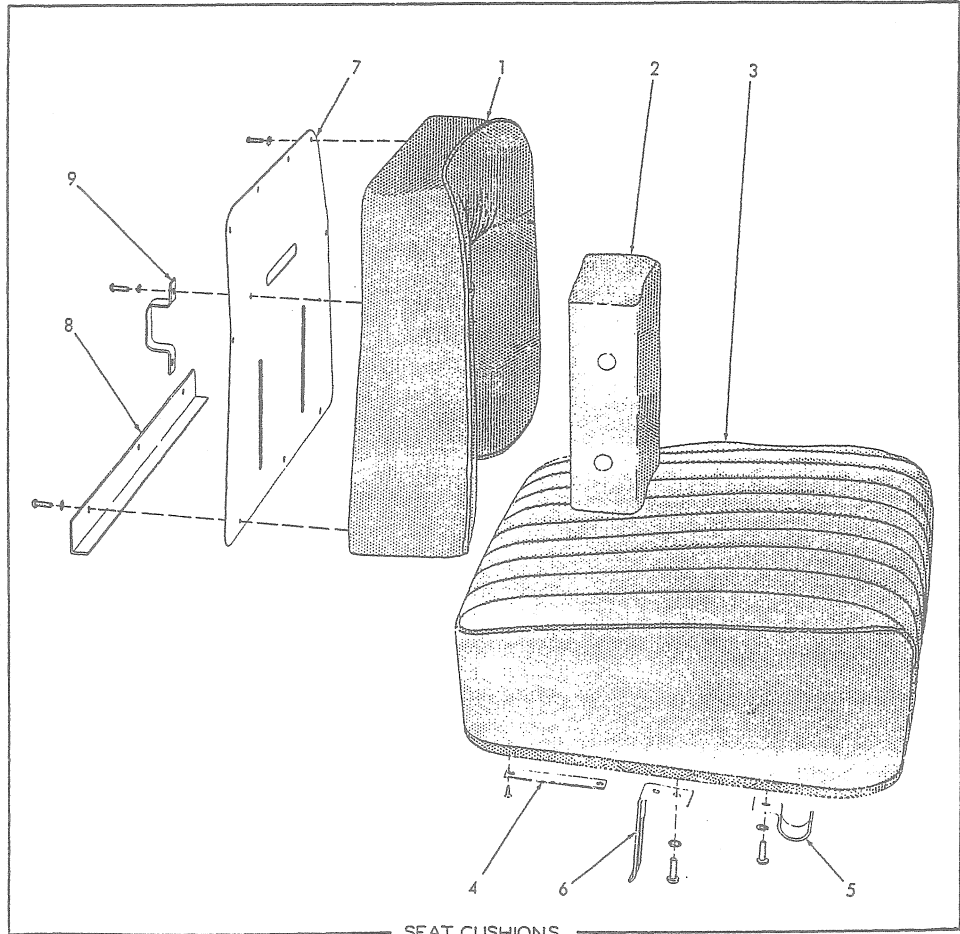


SEAT (Second type)

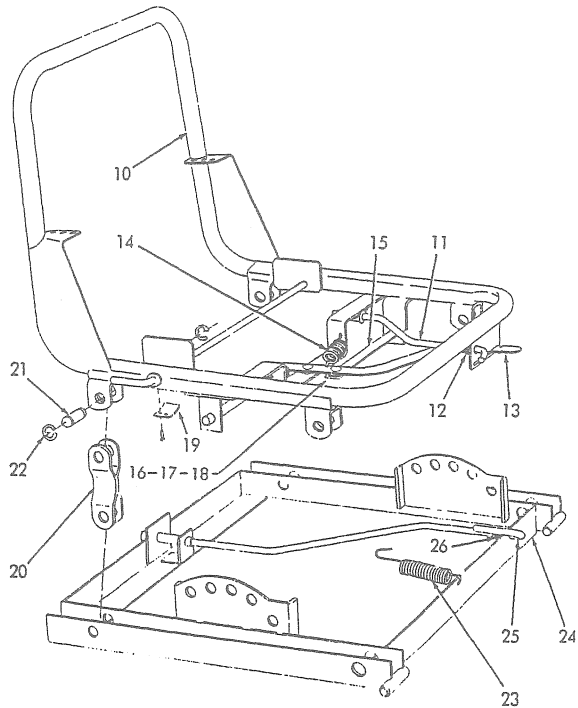
SEAT

USAGE: Loaders serial No. 23003 and up

ITEM	PART NO.	QTY.	DESCRIPTION	
1	70632053	1	SEAT ASSEMBLY (See page 263 for parts)(Used prior to September 1965. Order SEAT ASSY. 70649859)	} See page 265A for service replacement
	70659093	1	SEAT ASSEMBLY (See page 265 for parts) (Effective September 1965)	
2	70633573	1	ANGLE, seat supporting, front	
3	70012992	4	CAPSCREW, 3/8"NF x 1-1/4" (Early units)	
	70013058	4	CAPSCREW, 3/8"NC x 1-1/4" (Late units)	
4	70904206	4	LOCKWASHER, 3/8"	
	70044973	4	WASHER, plain	
5	70633452	1	ANGLE, seat supporting, rear	
6	70036034	4	CAPSCREW, 3/8"NF x 1"	
	70904206	4	LOCKWASHER, 3/8"	
	70911041	4	NUT, 3/8"NF	
7	70067480	2	CAPSCREW, stop, seat tilt (Used with SEAT ASSEMBLY 70632053 only)	
	70904208	2	LOCKWASHER, 1/2"	
	70913830	2	NUT, jam, 1/2"NF	
7	70650130	2	ANGLE, stop, seat tilt (Used with SEAT ASSEMBLY 70649859 only)	
	70070467	2	CAPSCREW, 1/2"NF x 1"	
	70910244	2	WASHER, plain, SAE std., 1/2"	
	70904208	2	LOCKWASHER, 1/2"	
	70911043	2	NUT, 1/2"NF	
8	70632179	1	CUSHION, arm, left	
9	70919331	4	CAPSCREW, cd-pltd., 3/8"NF x 3/4"	
	70916965	4	LOCKWASHER, cd-pltd., 3/8"	
10	70633582	1	ANGLE, stop, left arm cushion	
	70912789	2	CAPSCREW, 1/4"NF x 3/4"	} Also attach master switch bracket
	70904204	2	LOCKWASHER, 1/4"	
	70911040	2	NUT, 1/4"NF	
11	70633798	1	CUSHION, arm, right	
12	70919331	4	CAPSCREW, cd-pltd., 3/8"NF x 3/4"	
	70916965	4	LOCKWASHER, cd-pltd., 3/8"	
	70920743	4	WASHER, plain, cd-pltd., 7/16" I. D.	
13	70635284	1	GUARD, heat (also serves as arm cushion support)(Special equipment)	
14	70070467	4	CAPSCREW, 1/2"NF x 1"	
	70904208	4	LOCKWASHER, 1/2"	
	70910244	4	WASHER, plain, SAE std., 1/2"	
15	70657564	1	BELT, safety (Special equipment. Not illustrated)	



SEAT CUSHIONS

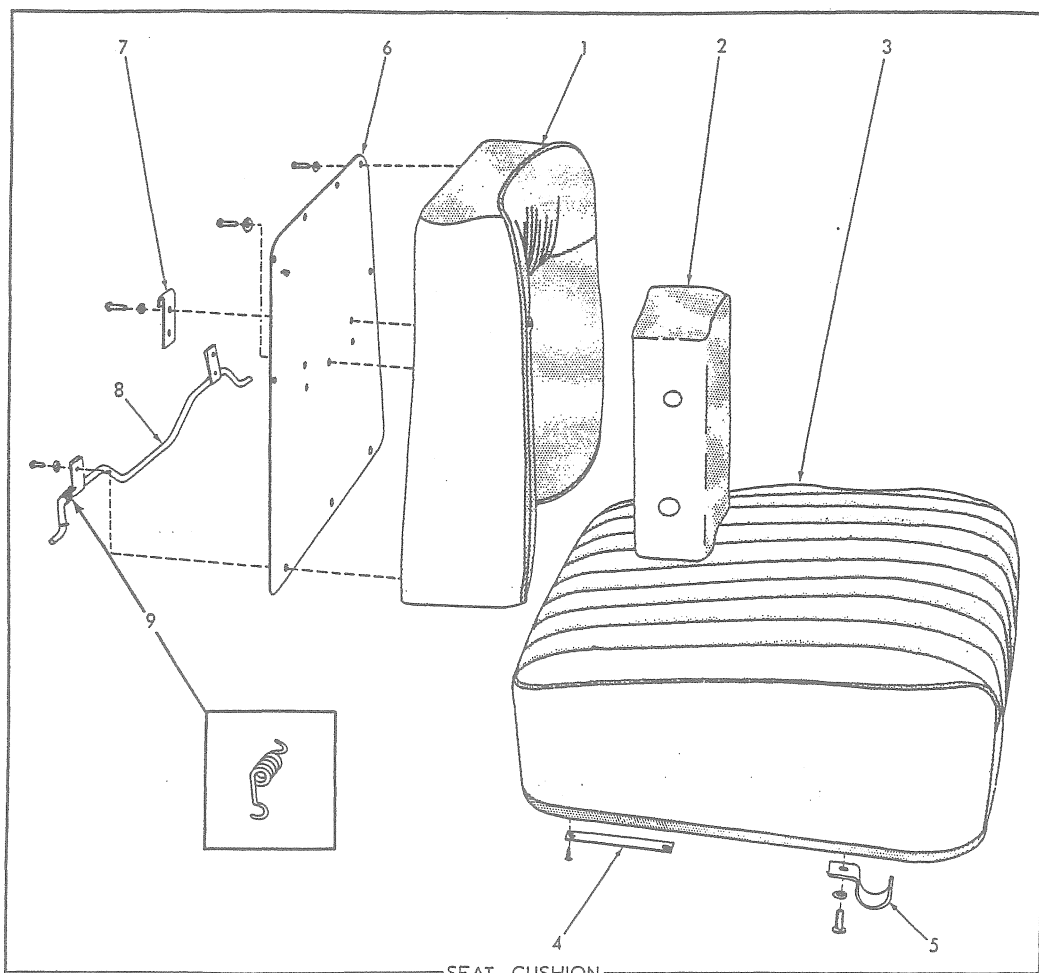


SEAT ASSEMBLY 70632053

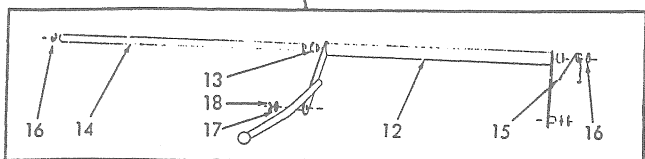
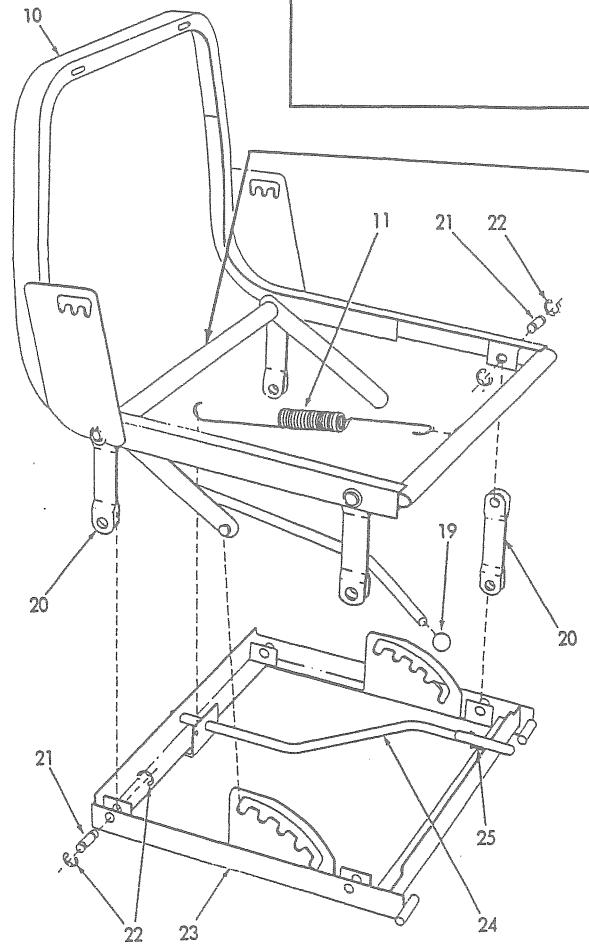
SEAT ASSEMBLY 70632053

USAGE: On units prior to September 1965. See page 261.

ITEM	PART NO.	QTY.	DESCRIPTION
1	70638422	1	CUSHION, back (outside section)
	70642499	1	COVER, slip, back cushion (Includes fastenings) (Not original equipment)
2	70638421	1	CUSHION, back (center section)
	70642498	1	COVER, slip, back cushion (Includes fastenings) (Not original equipment)
3	70638420	1	CUSHION ASSEMBLY, seat (Includes item 4)
	70642500	1	COVER, slip, seat cushion (Includes fastenings) (Not original equipment)
4	70638431	2	PLATE, bearing, seat cushion
	-----	4	SCREW, wood, fl-hd., #8 x 1/2" (Procure locally)
5	70638432	2	BRACKET, pivot, seat cushion
	70916532	2	SCREW, machine, rd-hd., 1/4"NC x 3/4"
	70914105	2	LOCKWASHER, ext-tooth, 1/4"
6	70638369	1	STOP, seat cushion locking rod
	70916532	2	SCREW, machine, rd-hd., 1/4"NC x 3/4"
	70914105	2	LOCKWASHER, ext-tooth, 1/4"
7	70638370	1	PLATE, reinforcing, back cushion
	70916532	7	SCREW, machine, rd-hd., 1/4"NC x 3/4"
	70914105	7	LOCKWASHER, ext-tooth, 1/4"
8	70638427	1	SUPPORT, back cushion
	70916532	3	SCREW, machine, rd-hd., 1/4"NC x 3/4"
	70914105	3	LOCKWASHER, ext-tooth, 1/4"
9	70638435	2	BRACKET, retaining, back cushion
	70916532	4	SCREW, machine, rd-hd., 1/4"NC x 3/4"
	70914105	4	LOCKWASHER, ext-tooth, 1/4"
10	70638468	1	FRAME ASSEMBLY, seat (Includes items 11 thru 19)
11	70638425	1	ROD, locking, seat cushion
	70911115	2	WASHER, plain, SAE std., 3/8"
	70900801	2	PIN, cotter, 3/32" x 3/4"
12	70638429	1	SPRING, seat cushion locking rod
13	70638363	1	STRAP, operating, seat position
14	70638428	2	SPRING, seat position operating strap
15	70638426	2	ROD, locking, seat position
16	70638430	3	PIN, seat position locking rod
17	70628001	3	WASHER, spacing, seat position rod
18	70638354	3	WASHER, retaining, seat position rod pin
19	70638433	1	SPRING, cushion height adjuster
	70914197	2	SCREW, thd-cutting, rd-hd., #6 x 3/8"
20	70638423	4	LINK, suspension, seat frame
21	70638434	8	PIN, seat frame suspension link
22	70638351	16	RING, locking, suspension link pin
23	70638424	1	SPRING, retracting, seat frame
24	70638371	1	FRAME ASSEMBLY, base (Includes items 25 and 26)
25	70639975	1	ROD, seat release
	70910335	1	WASHER, plain, SAE std., 5/16"
	70900801	2	PIN, cotter, 3/32" x 3/4"
26	70638429	1	SPRING, seat release rod



SEAT CUSHION

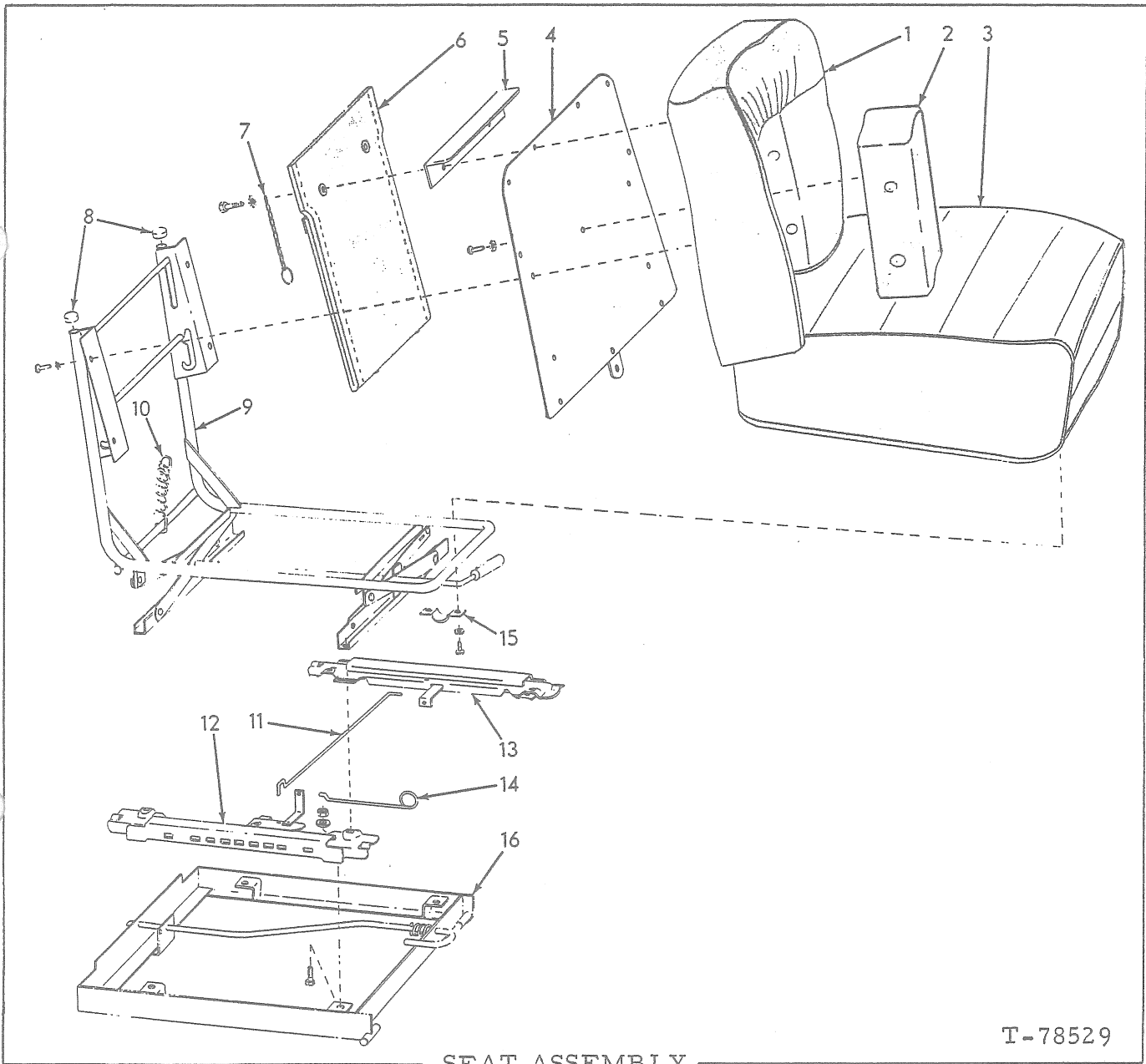


SEAT ASSEMBLY 70649859

T-71877

USAGE: On units after August 1965. See page 261

ITEM	PART NO.	QTY.	DESCRIPTION
1	70638422	1	CUSHION, back (outside section)
	70642499	1	COVER, slip, back cushion (Includes fastenings) (Not original equipment)
2	70638421	1	CUSHION, back (center section)
	70916532	2	SCREW, machine, rd-hd., 1/4"NC x 3/4"
	70914105	2	LOCKWASHER, ext-tooth, 1/4"
	70642498	1	COVER, slip, back cushion (Includes fastenings) (Not original equipment)
3	70638420	1	CUSHION ASSEMBLY, seat (Includes item 4)
	70642500	1	COVER, slip, seat cushion (Includes fastenings) (Not original equipment)
4	70638431	2	PLATE, bearing, seat cushion
	-----	4	SCREW, wood, fl-hd., #8 x 1/2" (Procure locally)
5	70638432	2	BRACKET, pivot, seat cushion
	70916532	2	SCREW, machine, rd-hd., 1/4"NC x 3/4"
	70914105	2	LOCKWASHER, ext-tooth, 1/4"
6	70650143	1	PLATE, reinforcing, back cushion
	70916532	8	SCREW, machine, rd-hd., 1/4"NC x 3/4"
	70914105	8	LOCKWASHER, ext-tooth, 1/4"
7	70650132	2	BRACKET, retaining, back cushion
	70916532	4	SCREW, machine, rd-hd., 1/4"NC x 3/4"
	70914105	4	LOCKWASHER, ext-tooth, 1/4"
8	70650141	1	ROD ASSEMBLY, back cushion adjustment (Includes mounting clips)
	70916532	2	SCREW, machine, rd-hd., 1/4"NC x 3/4"
	70914105	2	LOCKWASHER, ext-tooth, 1/4"
9	70650137	1	SPRING, back cushion adjustment rod
10	70650144	1	FRAME, seat
11	70650138	1	SPRING, retracting, seat frame
12	70650142	1	LATCH, seat adjustment
13	70650146	2	BEARING, seat adjustment latch
14	70650136	1	SHAFT, seat adjustment latch
15	70650135	1	SPRING, seat adjustment latch
16	70638351	2	RING, snap, seat adjustment latch shaft
17	70188436	2	WASHER, seat adjustment latch
18	70650147	2	RING, snap, seat adjustment latch
19	70650133	1	KNOB, seat adjustment latch
20	70650139	4	LINK, suspension, seat frame
21	70650131	6	PIN, seat frame suspension link
22	70638351	12	RING, snap, suspension link pin
23	70650145	1	FRAME ASSEMBLY, base (Includes items 24 and 25)
24	70650140	1	ROD, seat release
	70188436	1	WASHER, plain
	70924169	2	PIN, groove, 1/8" x 1"
25	70650134	1	SPRING, seat release rod



SEAT ASSEMBLY

T-78529

USAGE: See page 261. Service replacements

*First type
**Second type

ITEM	PART NO.	QTY.	DESCRIPTION
-	70690729	1	SEAT ASSY. (Includes items 1 thru 4, 8, 9 and 11 thru 15)
-	73108384	- 1	SEAT ASSY. (Includes items 1 thru 15)
1	70694306	1	CUSHION
	70916532	8	SCREW, machine, rd-hd., 1/4"NC x 3/4"
	70921382	- 2	CAPSCREW, 1/2"NC x 1-1/4"
	70914105	8	LOCKWASHER, int-tooth, 1/4"
2	70694303	1	CUSHION
	70916532	2	SCREW, machine, rd-hd., 1/4"NC x 3/4"
	70914105	2	LOCKWASHER, int-tooth, 1/4"

(Continued)

SEAT ASSEMBLY (Continued)

ITEM	PART NO.	QTY.	DESCRIPTION
		* **	
3	70694307	1 1	CUSHION
4	70694785	1 -	PLATE
	73108830	- 1	PLATE
5	-----	- 1	ANGLE
6	-----	- 1	POUCH
7	-----	- 1	CHAIN ASSY. } Refer to item 18
8	70694784	2 2	CAP
9	70694305	1 1	FRAME ASSY. (Serviced only as a unit)
10	-----	- 1	SPRING (Not serviced separately)
11	70694781	1 1	ROD
12	-----	1 1	SLIDE } Order item 17
13	-----	1 1	SLIDE
14	70694782	1 1	WIRE
15	70694783	2 4	BRACKET
	70916532	4 8	SCREW, machine, rd-hd., 1/4"NC x 3/4"
	70914105	4 8	LOCKWASHER, int-tooth, 1/4"
16	70696162	1 1	BASE
	70922925	4 4	CAPSCREW, 5/16"NC x 3/4"
	70677005	4 4	WASHER
	70911025	4 4	NUT, 5/16"NC
17	70695868	1 1	SLIDE KIT (Includes items 12 and 13)
18	73109343	- 1	POUCH KIT (Includes items 5 thru 7)

PAINTING AND MARKING
(Not Illustrated)

ITEM PART NO. QTY. DESCRIPTION

NOTE: Approximately 3-1/2 gallons required for spraying one coat

1	70925109	-	ENAMEL, high gloss, yellow, quart can
2	70925110	-	ENAMEL, high gloss, yellow, gallon can
3	70925108	-	ENAMEL, high gloss, yellow, 12 oz. pressurized spray-type can

NOTE: All plates and transfers listed below are English language printings unless otherwise indicated.

5	{	70628676	1	PLATE, lubrication and service guide (8-3/4" x 12")(attached to front of battery box)(Used prior to loader #23003)
		70637552	1	PLATE, lubrication and service guide (8-3/4" x 12")(attached to front of battery box)(Effective with loader #23003)
		70631311	1	PLATE, lubrication and service guide (multi-language, 8-3/4" x 12") (attached to front of battery box) (Used prior to loader #23003)
		70637555	1	PLATE, lubrication and service guide (multi-language, 8-3/4" x 12") (attached to front of battery box)(Effective with loader #23003)
		70034076	6	SCREW, thread-cutting, #8 x 1/2"
6		70621357	1	TRANSFER, lubrication certification (3-7/8" x 6-3/4", pressure-sensitive type)(applied to shovel frame)
7		70666497	1	TRANSFER, instruction, engine operation (2-1/4" x 4-1/2", pressure-sensitive type)(applied to dash)
8		70634011	1	TRANSFER, turbocharger altitude warning (1-3/4" x 3-1/2", pressure-sensitive type)(applied to dash)
9		70621342	1	TRANSFER, instruction, engine primer (1-3/4" x 6", pressure-sensitive type)(applied to dash)
10	{	70621338	1	TRANSFER, instruction, air heater operation (2" x 6", pressure-sensitive type)(applied to dash)(Used prior to loader #23003)
		70633384	1	TRANSFER, instruction, air heater operation (2" x 6", pressure-sensitive type)(applied to dash)(Effective with loader #23003)
		70074579	1	*TRANSFER, instruction, air heater operation (Spanish translation, 2" x 6")(applied to dash)(Used prior to loader #23003)
11		70651894	1	TRANSFER, instruction, air cleaner cartridge replacement (1-5/16" x 2-7/16")(applied to air restriction indicator)

*Indicates permanent-type transfer. See item 26

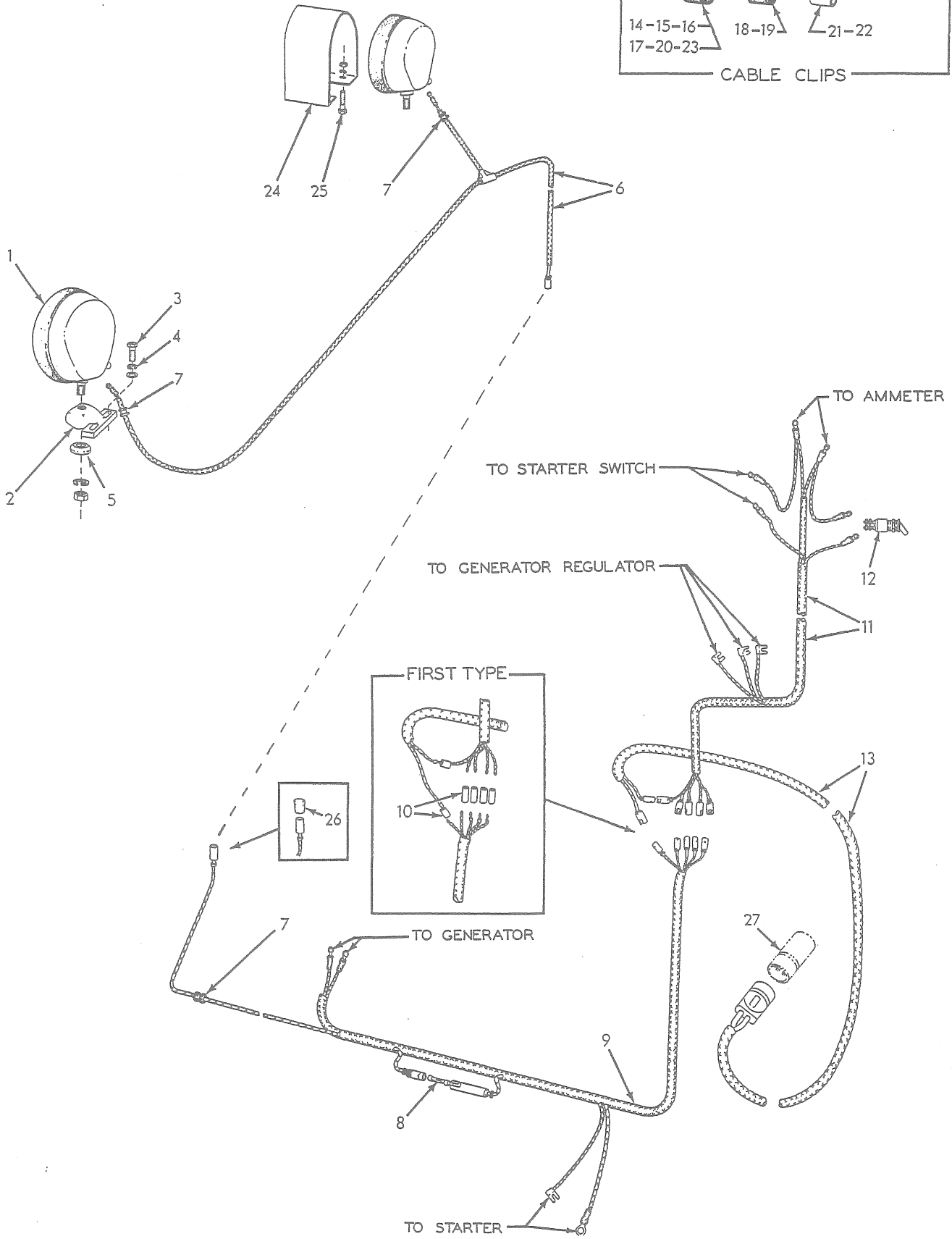
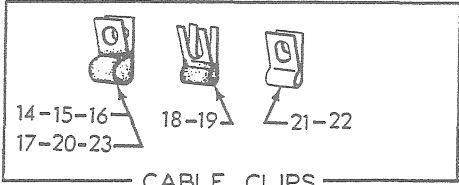
(Continued)

(Revised June 1979)

PAINING AND MARKING (Continued)

ITEM	PART NO.	QTY.	DESCRIPTION
12	70656986	1	TRANSFER, instruction, air cleaner (2-1/4" x 3-3/4")(applied to air cleaner stack)(Used prior to loader #23003)
	70641127	1	TRANSFER, instruction, air cleaner (4" x 4")(applied to dash) (Effective with loader #23003)
13	70634516	1	TRANSFER, instruction, hydraulic oil filters (4" x 6-3/8", pressure-sensitive type)(applied to hydraulic tank)
14	70623097	1	TRANSFER, instruction, engine oil filter (2-1/4" x 3-1/4", pressure-sensitive type)(applied to filter)
	70632388	1	TRANSFER, instruction, engine oil filter (Multi-language, 4" x 4-3/4", pressure-sensitive type)(applied to filter)
15	70644625	1	TRANSFER, instruction, fuel filter (1-3/4" x 2-1/4", pressure-sensitive type)(applied to first stage fuel filter)
	70632389	1	TRANSFER, instruction, fuel filter (Multi-language, 2-3/4" x 3-1/4", pressure-sensitive type)(applied to first stage fuel filter)
16	70644593	1	TRANSFER, instruction, fuel filter (1-3/4" x 2-1/4", pressure-sensitive type)(applied to second stage fuel filter)
	70632390	1	TRANSFER, instruction, fuel filter (Multi-language, 1-3/4" x 5-1/2", pressure-sensitive type)(applied to second stage fuel filter)
17	70632227	2	TRANSFER, instruction, steering system filter (1-3/4" x 2-1/4", pressure-sensitive)(applied to FILTER ASSEMBLIES 70631512 or 70633933)
18	70629205	1	TRANSFER, warning, power steering and brakes (1-3/4" x 2-1/2", pressure-sensitive type)(applied to dash)
19	70621399	1	TRANSFER, warning, special heavy-duty oil filter (Includes Portuguese translation, 2" x 10", pressure-sensitive type)(applied to filter)
	70621400	1	TRANSFER, warning, special heavy-duty oil filter (French and Spanish translations, 2" x 10", pressure-sensitive type)(applied to filter)
20	70924550	3	TRANSFER, "ALLIS-CHALMERS" (1-7/8" x 30")(applied to hood and rear of fuel tank)
21	70924548	3	TRANSFER, "ALLIS-CHALMERS" (1-1/4" x 20")(applied to front of radiator guard and sides of battery box and hydraulic tank)
22	70634288	3	TRANSFER, "HD7G" (11-1/4" x 11-5/8", pressure-sensitive type) (applied to battery box, oil reservoir and rear of fuel tank)
23	70924320	1	TRANSFER, trademark (4-7/8", black and orange)
	70924541	1	TRANSFER, trademark (4-7/8", white)(Optional)
			} Applied to rear of fuel tank
24	70924305	2	TRANSFER, trademark (5-5/8", black and orange)
	70924462	2	TRANSFER, trademark (5-5/8", white)(Optional)
			} Applied to sides of radiator guard
25	70651982	1	TRANSFER KIT (Consists of one each TRANSFERS, 70924319, 70621357, 70623097, 70629205, 70631293, 70634011, 70634516, 70641127, 70644593, 70644625; two each TRANSFERS 70924305, 70632227; three each TRANSFERS 70924548, 70924550, 70634288)
26	70067937	-	CEMENT, transfer application, 1/2 pint jar (Makes solution by adding 4 parts water. Required to apply transfers indicated by asterisk (*) above)

(Revised June 1979)



LIGHTS AND WIRING

LIGHTS AND WIRING

* Loaders prior to serial No. 23003
 ** Loaders serial No. 23003 and up

ITEM	PART NO.	QTY. * **	DESCRIPTION	
1	70634761	2	△LIGHT ASSY., head (See page 271 for parts)	
	70904208	2	△LOCKWASHER, 1/2"	
	70913830	2	△NUT, jam, 1/2"NF	
2	70075429	2	△BRACKET, head light mounting	
3	70035336	4	△CAPSCREW, 3/8"NF x 1-3/4" (Early units)	
	70053616	-	4	△CAPSCREW, 3/8"NC x 1-3/4" (Late units)
4	70044973	4	△WASHER, plain	
	70904206	4	△LOCKWASHER, 3/8"	
5	70075535	2	△WASHER, head light mounting	
6	70088540	1	- CABLE, head light, front section (For units with lights mounted inside radiator guard)(Used prior to Loader #22552 excluding EXCEPTIONS listed below)	
	70634731	1	- △CABLE, head light, front section (For units with lights mounted on top of radiator guard)(Effective with Loader #22552 including EXCEPTIONS listed below)	
	70637508	-	1	△CABLE, head light, front section (Loaders prior to #25136)
	70666997	-	1	△CABLE, head light, front section (Loaders #25136 and up)
7	70044810	3	3 GROMMET, head light cable (2 less used prior to tractor #22552 excluding EXCEPTIONS listed below)	
8	70208960	1	1 FUSE, cartridge type, 1/4" x 1-1/4", 20 amperes	
9	70097860	1	- HARNESS, wiring, front section	
	70633738	-	1	HARNESS, wiring, front section (Loaders prior to #25136)
	70666998	-	1	HARNESS, wiring, front section (Includes item 8)(Loaders #25136 and up)
10	70048142	6	7 CONNECTOR, wiring harness (1-line)(Not for Loaders #23003 thru #25135)	
11	70624512	1	- HARNESS, wiring, rear section	
	70632542	-	1	HARNESS, wiring, rear section (Loaders prior to #25136)
	70097839	-	1	HARNESS, wiring, rear section (Loaders #25136 and up)
12	70651630	1	1 SWITCH ASSY. (Includes mounting nuts)	
13	70628735	1	1 HARNESS, wiring, safety switch (Not for Loaders #23003 thru #25135)	
	70633762	-	1	HARNESS, wiring, safety switch (Loaders prior to #25136)
	70094527	2	2 CLIP, wiring harness (1/2" diam., 13/32" bolt-hole)(short type)	
14	70622161	1	1 CLIP, safety switch, wiring harness (1/2" diam., 13/32" bolt-hole)(Long type)	
16	70640676	2	2 CLIP, safety switch wiring harness (5/16" diam., 13/32" bolt-hole)	
	70036032	2	1 CAPSCREW, 3/8"NF x 3/4"	
	70035244	-	1	CAPSCREW, 3/8"NC x 3/4"
	70904206	2	2 LOCKWASHER, 3/8"	
	70911115	2	2 WASHER, plain, SAE std., 3/8"	
17	70621304	1	1 CLIP, front wiring harness (3/4" diam., 9/16" bolt-hole)	
	70035167	1	1 CAPSCREW, 3/8"NF x 7/8"	
	70911115	1	1 WASHER, plain, SAE std., 3/8"	
	70904206	1	1 LOCKWASHER, 3/8"	
	70911041	1	1 NUT, 3/8"NF	
18	70639313	2	2 CLIP, front wiring harness (3/16" diam., 13/32" bolt-slot)	

EXCEPTIONS: Tractors #22465, 22537, 22539, 22545 & 22546
 △Items indicated above are optional equipment

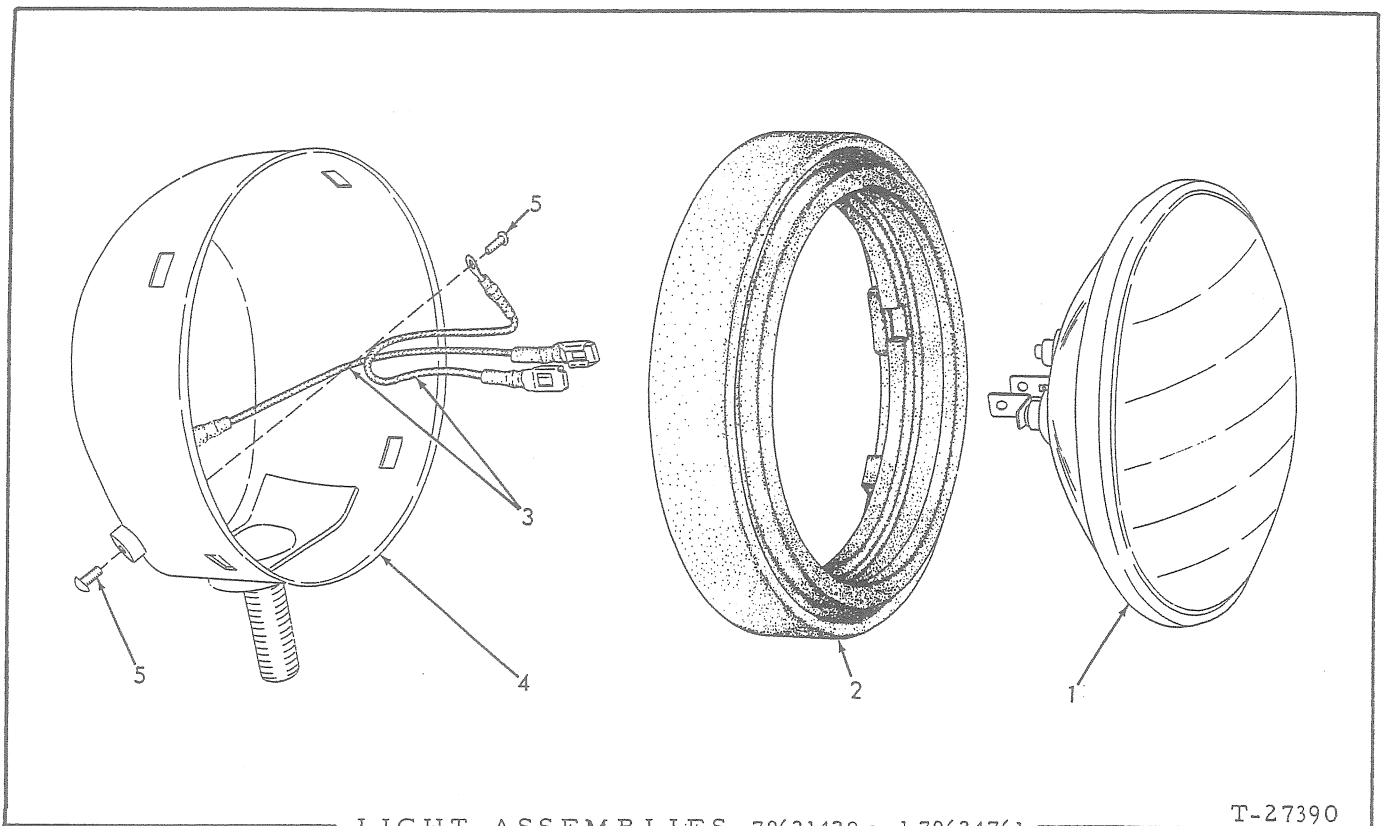
(Continued)

LIGHTS AND WIRING (Continued)

ITEM	PART NO.	QTY.	* **	DESCRIPTION
19	70639312	1	1	△CLIP, head light cable (3/16" diam., 9/16" bolt-slot)(Units with headlights)
	70641563	1	1	CLIP, head light cable (1/4" diam., 9/16" bolt-slot)(Units without headlights)
20	70640677	3	3	△CLIP, headlight cable (1/4" diam., 13/32" bolt-hole)
21	70041262	1	-	CLIP, wiring harness (3/8" diam., 13/32" bolt-hole)
	70036034	1	-	CAPSCREW, 3/8"NF x 1"
	70911115	1	-	WASHER, plain, SAE std., 3/8"
	70904206	1	-	LOCKWASHER, 3/8"
	70911041	1	-	NUT, 3/8"NF
22	70051348	1	-	CLIP, wiring harness (5/16" diam., 9/32" bolt-hole)
23	70639314	2	2	CLIP, wiring harness (3/8" diam., 13/32" bolt-hole)
24	70634726	2	2	△GUARD, headlight (Effective with loader #22552 including EXCEPTIONS listed below)
25	70920603	8	8	△CAPSCREW, 1/2"NF x 1-1/8"
	70904208	8	8	△LOCKWASHER, 1/2"
	70911028	8	8	△NUT, 1/2"NF
26	70638243	1	1	TIP, head light cable (rubber)(Used only on units without headlights)(Loaders prior to #25136)
27	-----	-	-	SWITCH, safety (See SPEED SHIFT)

EXCEPTIONS: Loaders #22465, 22537, 22539, 22545 and 22546

△ Items indicated above are optional equipment



LIGHT ASSEMBLIES 70621429 and 70634761

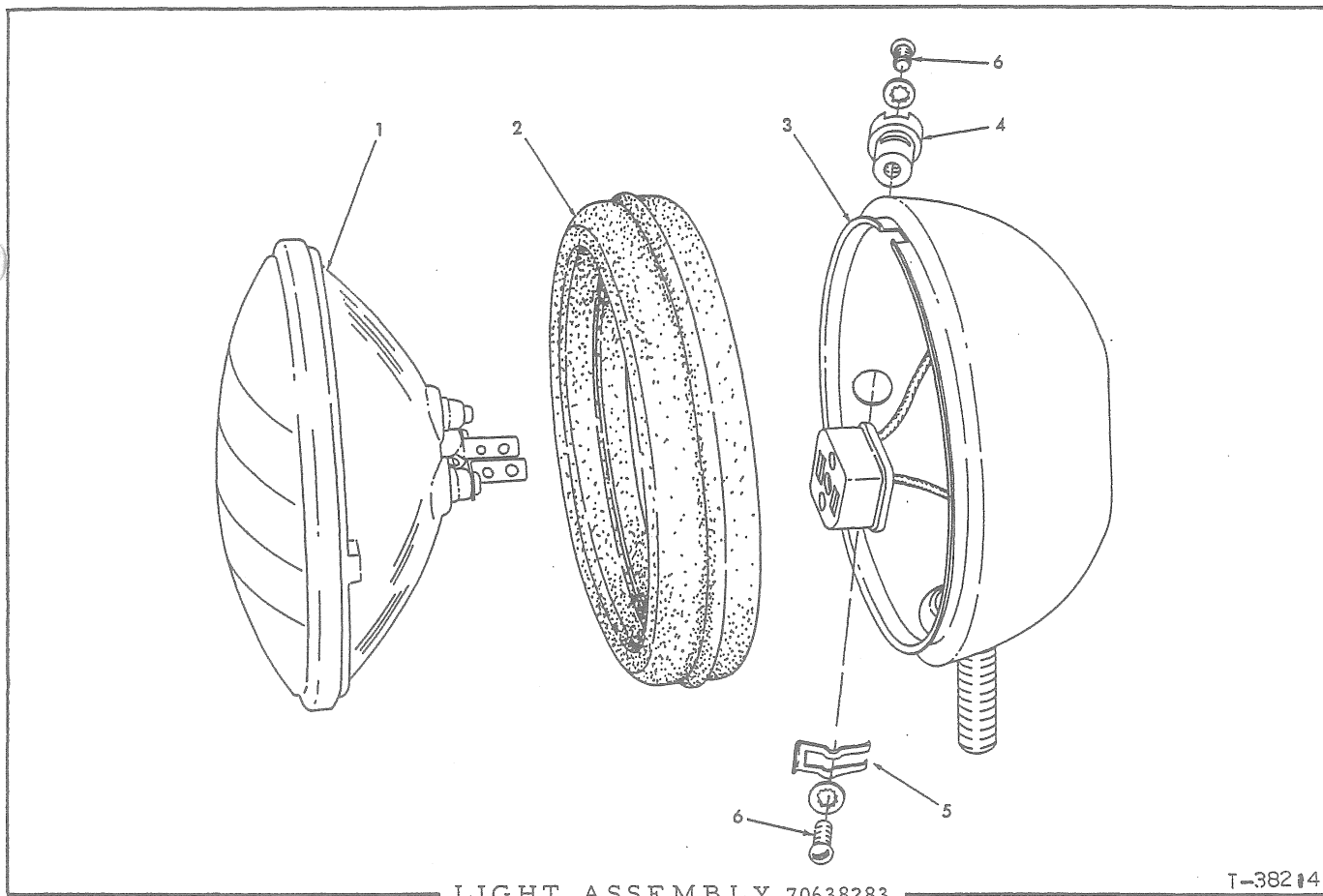
T-27390

USAGE: See pages 269 and 275

ITEM PART NO. QTY. DESCRIPTION

NOTE: Quantities indicated are for one (1) Light only

{	70634761	1	LIGHT ASSEMBLY, head (Consists of items 1 thru 4)(1-1/8" long mounting stud)
	70621429	1	LIGHT ASSEMBLY, flood (Consists of items 1 thru 4)(1-7/8" long mounting stud)
1	70182763	1	SEALED BEAM (24 volt)
2	70621428	1	RETAINER (rubber)
3	70621724	2	CABLE, sealed beam (Includes terminals)
4	-----	1	BODY ASSEMBLY (Not serviced separately)
5	70912731	2	SCREW, terminal (#8-32 NC x 5/16")

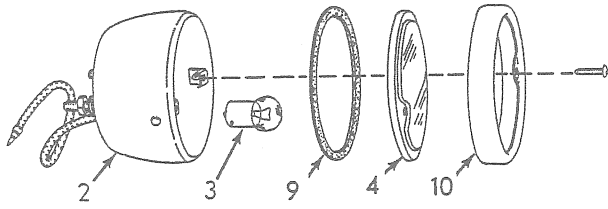


USAGE: See page 275

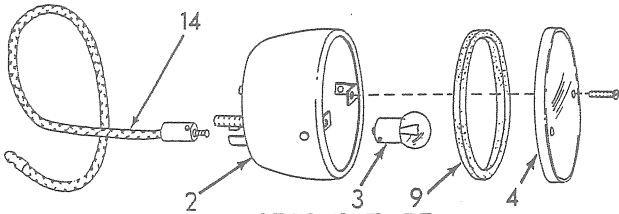
ITEM PART NO. QTY. DESCRIPTION

NOTE: Quantities indicated below are for one (1) light only

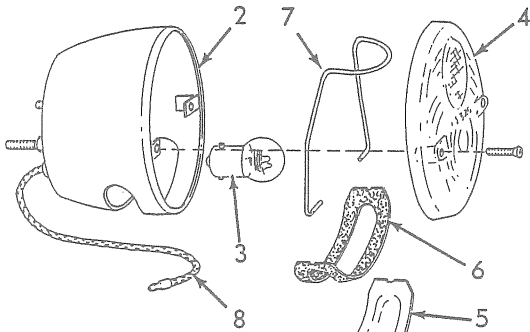
1	70182763	1	SEALED BEAM (24 volt)
2	70638282	1	RING, retaining (rubber)
3	-----	1	BODY ASSEMBLY (Includes wiring. Not serviced separately)
4	70055589	1	TERMINAL KIT (Includes items 5 and 6)
5	70048922	1	SPRING, retaining, terminal bushing
6	70912731	2	SCREW, terminal (#8-32 NC x 5/16")
	70912739	2	LOCKWASHER, internal teeth, #8



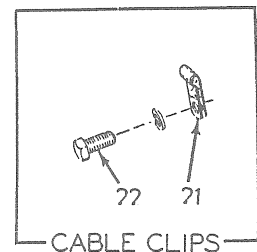
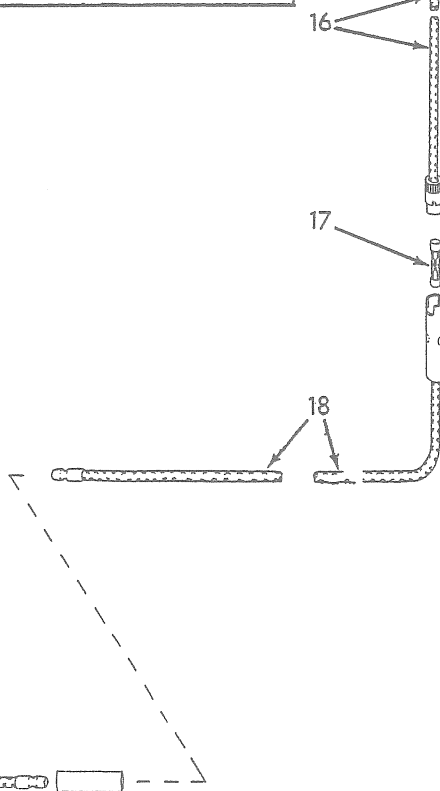
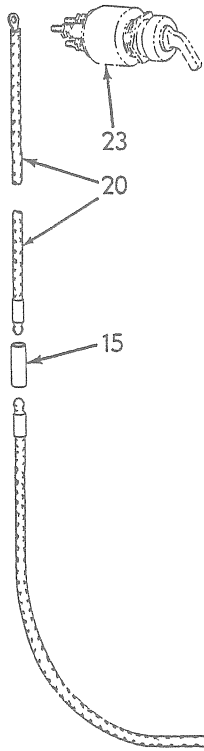
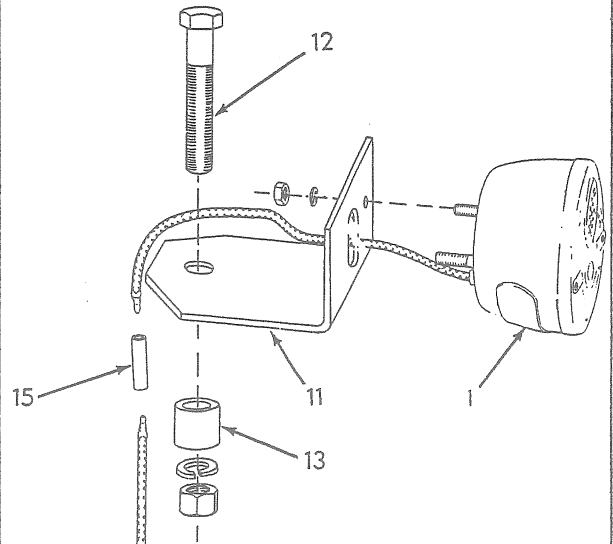
FIRST TYPE



SECOND TYPE



THIRD TYPE



CABLE CLIPS

TAIL LIGHT

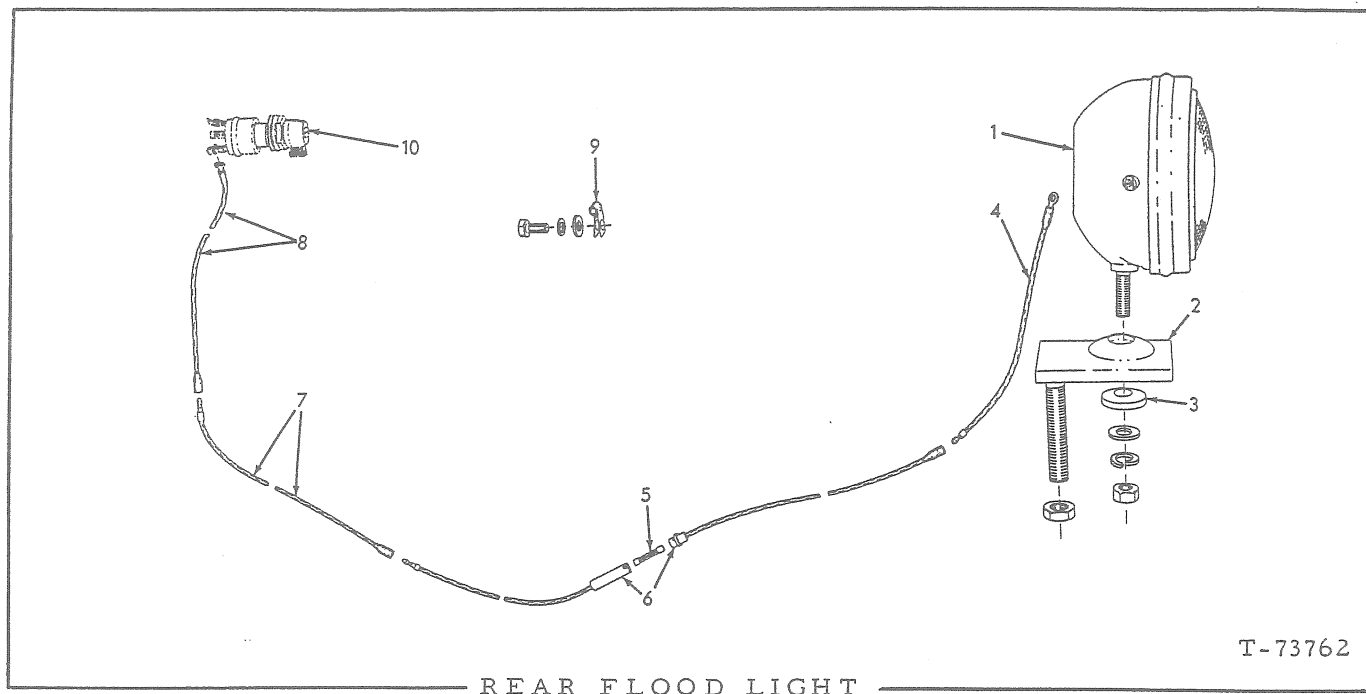
* Used prior to December 1961
 ** Used December 1961 thru December 1966
 *** Effective January 1967

ITEM	PART NO.	QUANTITY			DESCRIPTION
		*	**	***	
1	-----	1	-	-	LIGHT ASSEMBLY, tail (Order LIGHT ASSEMBLY 70654652)
	-----	-	1	-	LIGHT ASSEMBLY, tail (Order LIGHT ASSEMBLY 70654652)
	70654652	-	-	1	LIGHT ASSEMBLY, tail (Consists of items 2 thru 8)
	70904204	2	2	2	LOCKWASHER, 1/4"
	70911024	2	2	2	NUT, 1/4"NC
2	-----	1	1	1	BODY ASSEMBLY (Not serviced separately)
3	70074452	1	1	1	BULB, incandescent, single contact, 6 c.p., 24 volt
4	70068405	1	-	-	LENS, tail light (3-1/2" O. D.)
	70629188	-	1	-	LENS, tail light (3-11/16" O. D.)
	70917883	-	2	-	SCREW, thread-cutting, rd-hd., #8 x 5/8"
	70654991	-	-	1	LENS, tail light (red)
	70654990	-	-	2	SCREW, retaining
5	70654988	-	-	1	LENS-SEGMENT, tail light (clear)
6	70654989	-	-	1	GASKET, lens-segment
7	70654987	-	-	1	CLIP, lens-segment retaining
8	70654986	-	-	1	WIRE ASSEMBLY, tail light (Includes insulating bushing)
9	70068399	1	-	-	GASKET, tail light lens (1/16" thick)
	70629189	-	1	-	GASKET, tail light lens (3/16" thick)
10	70068404	1	-	-	DOOR, tail light
	70917883	2	-	-	SCREW, thread-cutting, rd-hd., #8 x 5/8"
11	70067110	1	1	1	BRACKET, mounting
12	70066862	1	1	1	CAPSCREW, 5/8"NF x 4"
	70904209	1	1	1	LOCKWASHER, 5/8"
	70911044	1	1	1	NUT, 5/8"NF
13	70067112	1	1	1	BLOCK, spacing, mounting bracket
14	70630148	-	1	-	CABLE ASSEMBLY, rear section (Includes plug)
15	70048142	3	3	3	CONNECTOR, cable (1 less used on loaders prior to #23003)
16	70098536	1	1	1	CABLE, intermediate rear section (17-1/2" long)
17	70208960	1	1	1	FUSE, cartridge type, 1/4" x 1-1/4", 20 amperes
18	70641716	1	1	1	CABLE, center section (46" long)
19	70093194	-	1	1	CABLE, intermediate front section (70" long)(Effective with loader #23003)

(Continued)

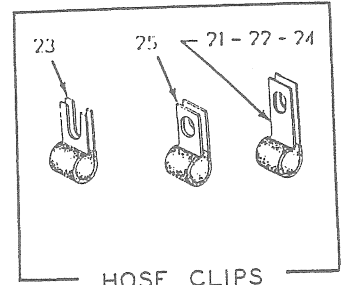
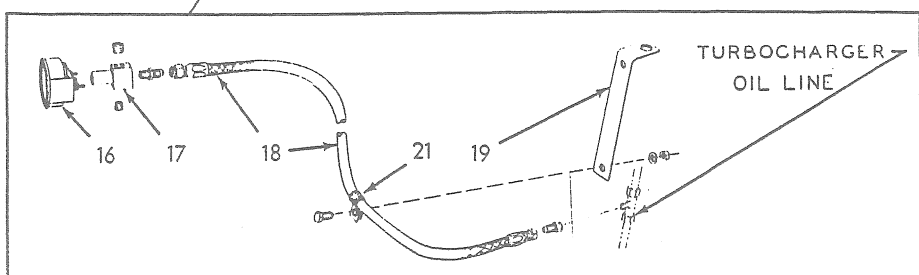
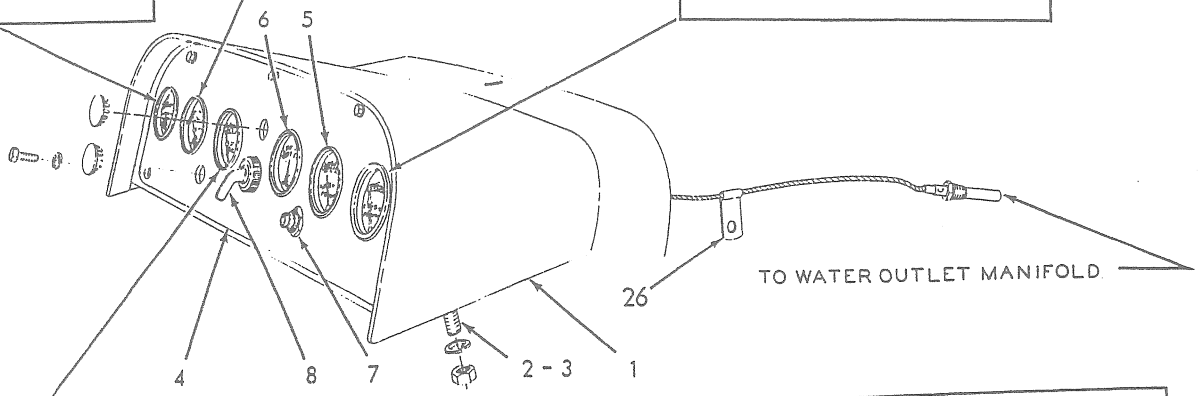
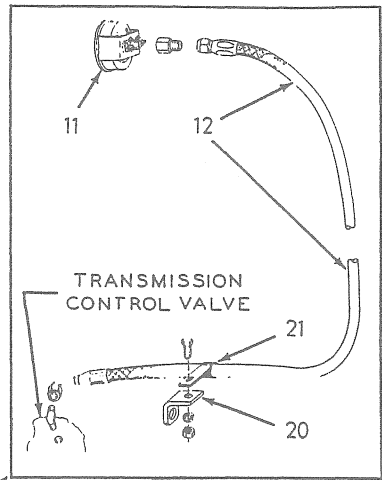
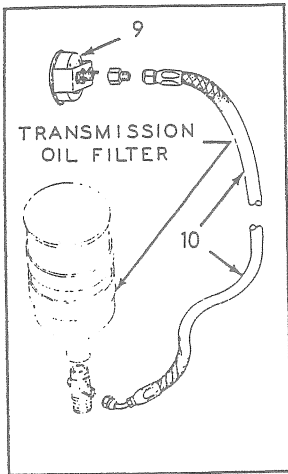
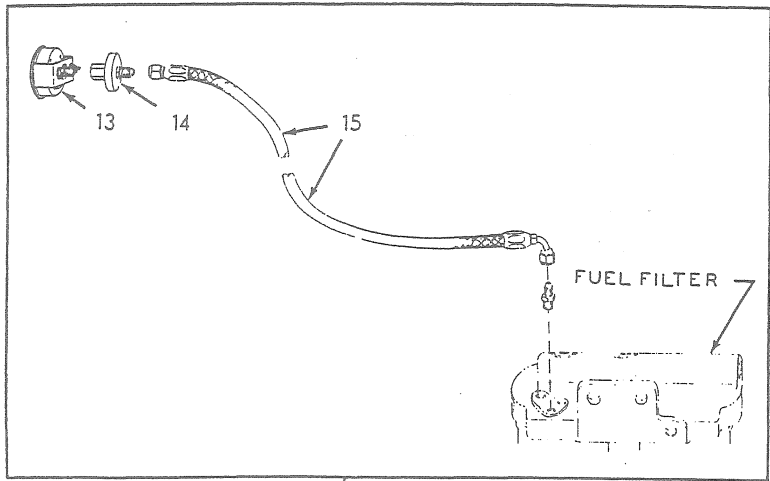
TAIL LIGHT (Continued)

ITEM	PART NO.	QUANTITY			DESCRIPTION
		*	**	***	
20	70641732	1	1	-	CABLE, front section (66" long)(Used prior to loader #23003. If making first replacement also order CABLE 70641716 and CONNECTOR 70048142)
	70099219	-	1	1	CABLE, front section (28" long)(Effective with loader #23003)
21	70639388	9	7	7	CLIP, cable supporting (1/8" diam., 13/32" bolt-hole)
22	70035979	4	2	-	CAPSCREW, 3/8"NF x 5/8" (Early units)
	70903628	-	2	2	CAPSCREW, 3/8"NC x 5/8" (Late units)
	70904206	4	2	2	LOCKWASHER, 3/8"
23	-----	1	1	1	SWITCH (See LIGHTS AND WIRING)



USAGE: Special equipment

ITEM	PART NO.	QTY.	DESCRIPTION
1	70621429	1	LIGHT ASSEMBLY (See page 271 for parts)(Used prior to June 1967)
	70638283	1	LIGHT ASSEMBLY (See page 271A for parts)(Effective June 1967)
	70900818	1	WASHER, plain, U.S. std., 1/2"
	70904208	1	LOCKWASHER, 1/2"
	70911043	1	NUT, 1/2" NF
2	70094630	1	BRACKET, mounting
	70911044	1	NUT, 5/8" NF
3	70075535	1	WASHER, mounting
4	70068367	1	CABLE, rear section (9" long)
5	70208960	1	FUSE, cartridge type, 1/4" x 1-1/4", 20 amperes
6	70655486	1	CABLE ASSEMBLY, intermediate rear section (66" long. Includes item 5)
7	70655487	1	CABLE, intermediate front section (60" long)
8	70655952	1	CABLE, front section (38" long)
9	70639388	7	CLIP, cable supporting (1/8" diam., 13/32" bolt-hole)
	70035244	2	CAPSCREW, 3/8" NC x 3/4"
	70904206	2	LOCKWASHER, 3/8"
	70911115	2	WASHER, plain, SAE std., 3/8"
10	-----	1	SWITCH (See LIGHTS AND WIRING)



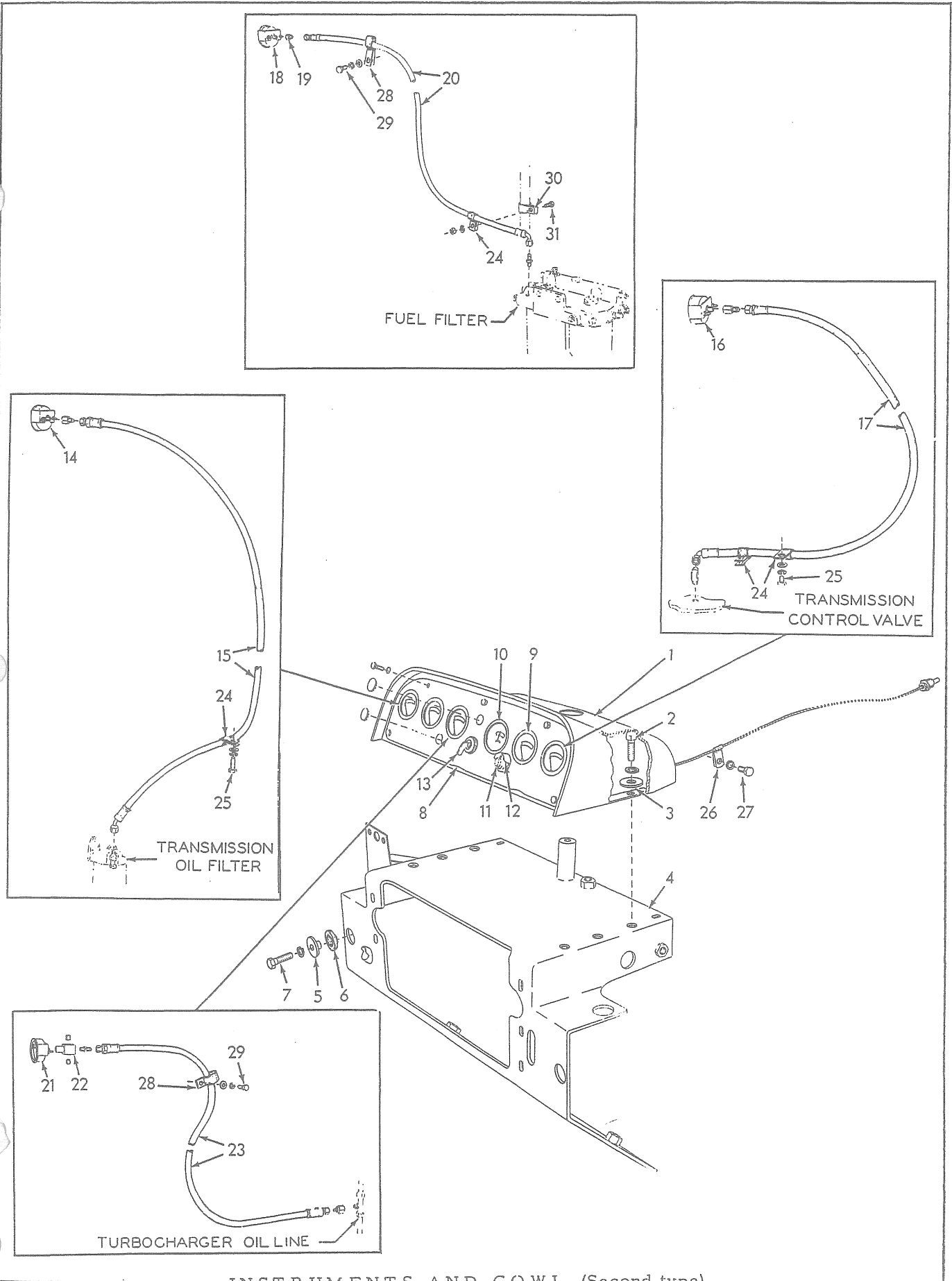
INSTRUMENTS AND COWL (First type)

INSTRUMENTS AND COWL

USAGE: Loaders prior to serial No. 23003

ITEM	PART NO.	QTY.	DESCRIPTION
1	70624364	1	COWL
2	70012992	4	CAPSCREW, 3/8"NF x 1-1/4"
3	70044973	4	WASHER, plain
	70904206	4	LOCKWASHER, 3/8"
	70911041	4	NUT, 3/8"NF
4	70624127	1	PLATE, instrument mounting
	70921113	2	PLUG, button, chrome plated, 11/16" hole-diam.
	70907727	5	CAPSCREW, cd.-pltd., 1/4"NC x 5/8"
	70909367	5	LOCKWASHER, int-tooth, cd.-pltd., 1/4"
5	70638959	1	GAUGE, engine temperature (Includes mounting clamp)
6	70658348	1	AMMETER (Includes mounting clamp)
7	-----	-	SWITCH (See STARTER)
8	-----	1	SWITCH (See LIGHTS AND WIRING)
9	70640416	1	GAUGE, transmission hydraulic pressure (Includes mounting clamp)
10	70622686	1	HOSE ASSEMBLY, transmission hydraulic pressure gauge (See HOSE PARTS)
	70919174	1	CONNECTOR, flare type, 1/4" tube, 1/8"NPT female
11	70624456	1	GAUGE, transmission lubricating oil pressure (Includes mounting clamp)
12	70622149	1	HOSE ASSEMBLY, transmission lubricating oil pressure gauge (See HOSE PARTS)
	70919174	1	CONNECTOR, flare type, 1/4" tube, 1/8"NPT female
	70919173	1	ELBOW, flare type, 90°, 1/4" tube, 1/8"NPT male
13	70091589	1	GAUGE, fuel pressure (Includes mounting clamp)
14	70088534	1	RESTRICTOR, fuel pressure gauge line
15	70624472	1	HOSE ASSEMBLY, fuel pressure gauge (See HOSE PARTS)
	70919171	1	CONNECTOR, flare type, 1/4" tube, 1/8"NPT male
16	70091585	1	GAUGE, engine oil pressure (Includes mounting clamp)
17	70094450	1	TEE, oil gauge line
	70910231	1	PLUG, pipe, hex-socket, 1/8"NPT
	70907859	1	PLUG, pipe, hex-socket, 1/4"NPT (Not used on loaders equipped with Hour Meter)
18	70628731	1	HOSE ASSEMBLY, engine oil pressure gauge (See HOSE PARTS)
	70919171	1	CONNECTOR, flare type, 1/4" tube, 1/8"NPT male
	70916993	1	CONNECTOR, flare type, 1/4" tube, 1/4"NPT female
19	70088435	1	BRACKET, supporting, pressure gauge hose
20	70094875	1	ANGLE, hose supporting
21	70094527	6	CLIP, hose supporting (1/2" diam., 13/32" bolt-hole)
	70036032	3	CAPSCREW, 3/8"NF x 3/4"
	70035167	1	CAPSCREW, 3/8"NF x 7/8"
	70203188	1	CAPSCREW, 3/8"NF x 1-1/2"
	70904206	5	LOCKWASHER, 3/8"
	70911041	4	NUT, 3/8"NF

(Continued)



INSTRUMENTS AND COWL (Second type)

INSTRUMENTS AND COWL (Continued)

USAGE: Loaders prior to serial No. 23003

ITEM	PART NO.	QTY.	DESCRIPTION
22	70622161	2	CLIP, hose supporting (1/2" diam., 13/32" bolt-hole, long type)
	70036034	1	CAPSCREW, 3/8"NF x 1"
	70904206	1	LOCKWASHER, 3/8"
23	70620035	2	CLIP, hose supporting (1/2" diam., 13/32" bolt-slot)
	70036032	2	CAPSCREW, 3/8"NF x 3/4"
	70904206	2	LOCKWASHER, 3/8"
	70911115	2	WASHER, plain, SAE std., 3/8"
24	70624508	1	CLIP, hose supporting (1/2" diam., 9/16" bolt-hole)
25	70622992	1	CLIP, hose supporting (7/8" diam., 13/32" bolt-hole)
26	70073809	1	CLIP, temperature gauge tube (3/16" diam., 13/32" bolt-hole)

INSTRUMENTS AND COWL

USAGE: Loaders serial No. 23003 and up

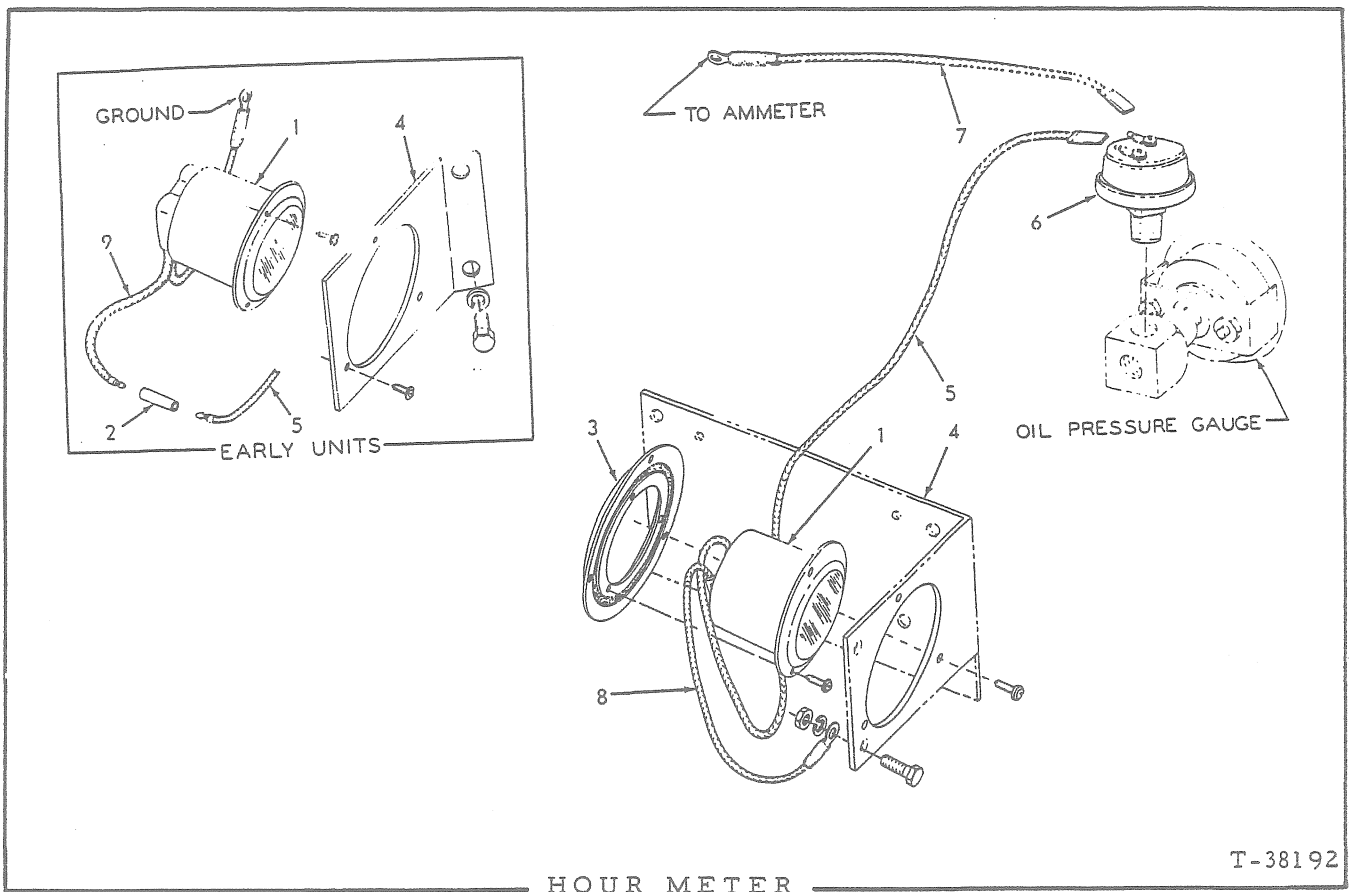
1	70648517	1	COWL
2	70012992	6	CAPSCREW, 3/8"NF x 1-1/4" (Early units)
	70013058	6	CAPSCREW, 3/8"NC x 1-1/4" (Late units)
	70904206	6	LOCKWASHER, 3/8"
3	70044973	6	WASHER, plain
4	70648535	1	PLATE, cowl mounting (Loaders prior to #24931)
	70654043	1	PLATE, cowl mounting (Loaders #24931 and up)
5	70635209	8	COLLAR, vibration bushing
6	70635210	8	BUSHING, vibration, cowl mounting plate
7	70035018	8	CAPSCREW, cowl mounting plate (1/2"NF x 1-1/2")(Early units)
	70035236	8	CAPSCREW, cowl mounting plate (1/2"NC x 1-3/4")(Late units)
	70904208	8	LOCKWASHER, 1/2"
8	70624127	1	PLATE, instrument mounting
	70921113	2	PLUG, button, chrome plated, 11/16" hole-diam.
	70924954	5	CAPSCREW, cd-pltd., 1/4"NC x 5/8"
	70924958	5	LOCKWASHER, int-tooth, cd-pltd., 1/4"
9	70695982	1	GAUGE, engine temperature (Includes mounting clamps)
10	70658348	1	AMMETER (Includes mounting clamp)
11	-----	-	SWITCH ASSEMBLY (See STARTER)
12	70634677	1	GUARD, starter switch
13	-----	1	SWITCH (See LIGHTS AND WIRING)
14	70695987	1	GAUGE, Transmission clutch pressure (Includes mounting clamp)

(Continued)

INSTRUMENTS AND COWL (Continued)

USAGE: Loaders serial No. 23003 and up

ITEM	PART NO.	QTY.	DESCRIPTION
15	70637514	1	HOSE ASSEMBLY, operating pressure gauge (See HOSE PARTS)
	70919174	1	CONNECTOR, flare type, 1/4" tube, 1/8"NPT female
16	70624456	1	GAUGE, transmission lubricating oil pressure (Includes mounting clamp)
17	70644909	1	HOSE, transmission lubricating oil pressure gauge (See HOSE PARTS)
	70919174	1	CONNECTOR, flare type, 1/4" tube, 1/8"NPT female
	70919173	1	ELBOW, flare type, 90°, 1/4" tube, 1/8"NPT male
18	70658349	1	GAUGE, fuel pressure (Includes mounting clamp)
19	70088534	1	RESTRICTOR, fuel pressure gauge line (Early units)
	70919174	1	CONNECTOR, flare type, 1/4" tube, 1/8"NPT female (Late units)
20	70644911	1	HOSE, fuel pressure gauge (See HOSE PARTS)
	70919171	1	CONNECTOR, flare type, 1/4" tube, 1/8"NPT male
21	70691745	1	GAUGE, engine oil pressure (Includes mounting clamp)
22	70094450	1	TEE, oil gauge line
	70910231	1	PLUG, pipe, hex-socket, 1/8"NPT
	70907859	1	PLUG, pipe, hex-socket, 1/4"NPT (Not used on loaders equipped with Hour meter)
23	70637516	1	HOSE ASSEMBLY, engine oil pressure gauge (See HOSE PARTS)
	70919171	1	CONNECTOR, flare type, 1/4" tube, 1/8"NPT male
	70916993	1	CONNECTOR, flare type, 1/4" tube, 1/4"NPT female
24	70644006	4	CLIP, hose supporting (9/16" diam., 17/32" bolt-hole)
	70036032	2	CAPSCREW, 3/8"NF x 3/4" (Early units)
	70035244	2	CAPSCREW, 3/8"NC x 3/4" (Late units)
	70904206	2	LOCKWASHER, 3/8"
	70911115	2	WASHER, plain, SAE std., 3/8"
26	70644883	1	CLIP, temperature gauge tube (3/16" diam., 17/32" bolt-hole)
	70036032	1	CAPSCREW, 3/8"NF x 3/4" (Early units)
	70035244	1	CAPSCREW, 3/8"NC x 3/4" (Late units)
	70904206	1	LOCKWASHER, 3/8"
28	70644908	2	CLIP, hose supporting (For two 9/16" diam. lines)
29	70036032	2	CAPSCREW, 3/8"NF x 3/4"
	70904206	2	LOCKWASHER, 3/8"
	70911115	2	WASHER, plain, SAE std., 3/8"
30	70622992	1	CLIP, supporting, hose clip (7/8" diam., 13/32" bolt-hole)
31	70035979	1	CAPSCREW, 3/8"NF x 7/8"
	70904206	1	LOCKWASHER, 3/8"
	70911041	1	NUT, 3/8"NF



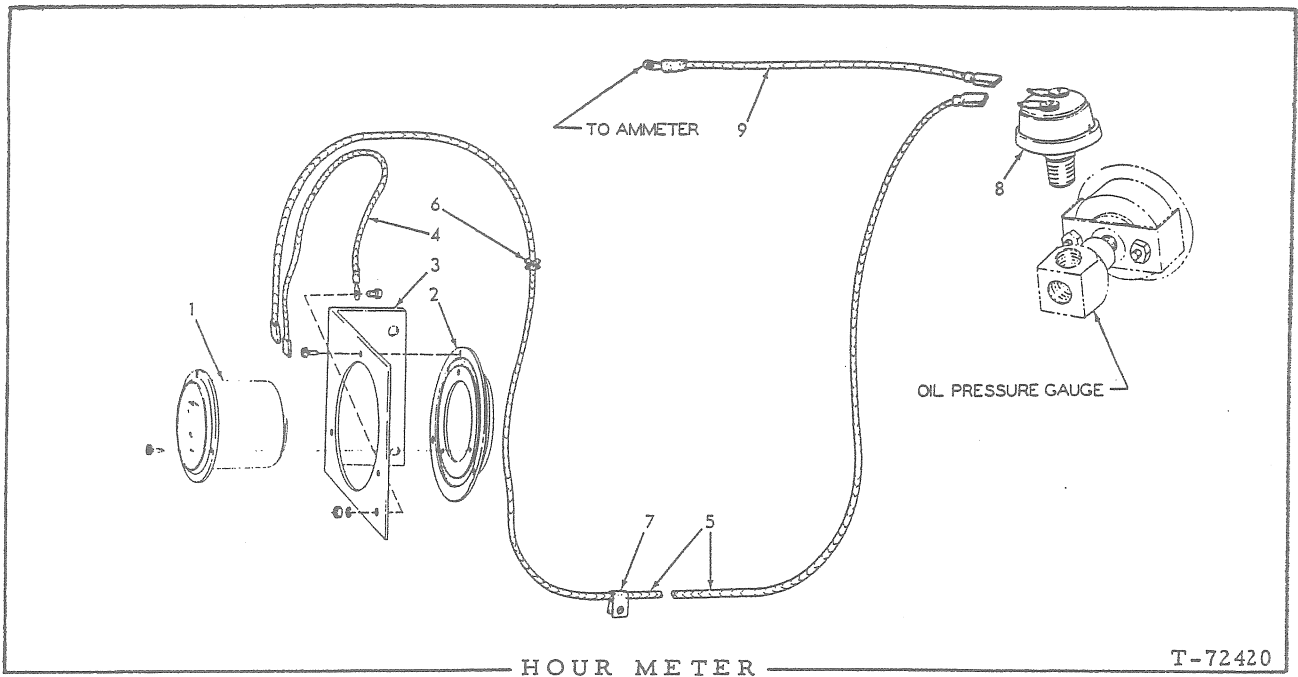
USAGE: Special equipment. Used prior to May 1966

ITEM	PART NO.	QTY.	DESCRIPTION
1	-----	1	METER, hour (24 volt)(Used prior to loader #22601. Order METER 70650299)
	70650299	1	METER, hour (24 volt)(Effective with loader #22601)
	70918210	3	SCREW, thread-cutting, #6 x 1/2" (Includes lockwasher)
<p><u>NOTE:</u> Meter carries manufacturer's warranty and in case of failure should not be returned to Fiat-Allis. Return "Hobbs" meter to nearest "Stewart-Warner" agency. Return "Hamilton" meter to Hamilton Watch Company, Industrial Products Division, Lancaster, Pa.</p>			
2	70048142	1	CONNECTOR, meter cable (Used prior to loader #22601)
3	70066467	1	DAMPER, vibration
	70918210	3	SCREW, thread-cutting, #6 x 1/2" (Includes lockwasher)
4	70624522	1	BRACKET, mounting (Used prior to loader #23003)
	70905657	2	CAPSCREW, 1/4"NC x 1"
	70904204	2	LOCKWASHER, 1/4"
	-----	1	PLATE, mounting (Effective with loader #23003) (Also mounts voltage regulator. See GENERATOR)

(Continued)

HOUR METER (Continued)

ITEM	PART NO.	QTY.	DESCRIPTION
5	70624505	1	CABLE, meter to pressure switch (16-1/2" long, screw terminal) (Used prior to loader #22601)
	70630738	1	CABLE, meter to pressure switch (20" long, screw terminal) (Used on loaders #22601 thru #23534)
	70641916	1	CABLE, meter to pressure switch (20" long, spade terminal) (Used on loaders #23535 thru #24346)
	70641789	1	CABLE, meter to pressure switch (34" long, spade terminal) (Effective with loader #24347)
6	70050288	1	SWITCH, pressure (screw terminals)(Used prior to loader #23535)
	70640727	1	SWITCH, pressure (spade terminals)(Effective with loader #23535)
7	70605808	1	CABLE, pressure switch to ammeter (10" long, screw terminals) (Used prior to loader #23535)
	70630917	1	CABLE, pressure switch to ammeter (8" long, spade terminals) (Effective with loader #23535)
8	70630917	1	CABLE, meter to ground (8" long)(Effective with loader #22601)
	70911101	1	CAPSCREW, 1/4"NF x 1/2"
	70904204	1	LOCKWASHER, 1/4"
	70911040	1	NUT, 1/4"NF
9	70631639	1	CABLE, meter connecting (7-1/2" long)(Used only with item 2 when replacing early type meter)



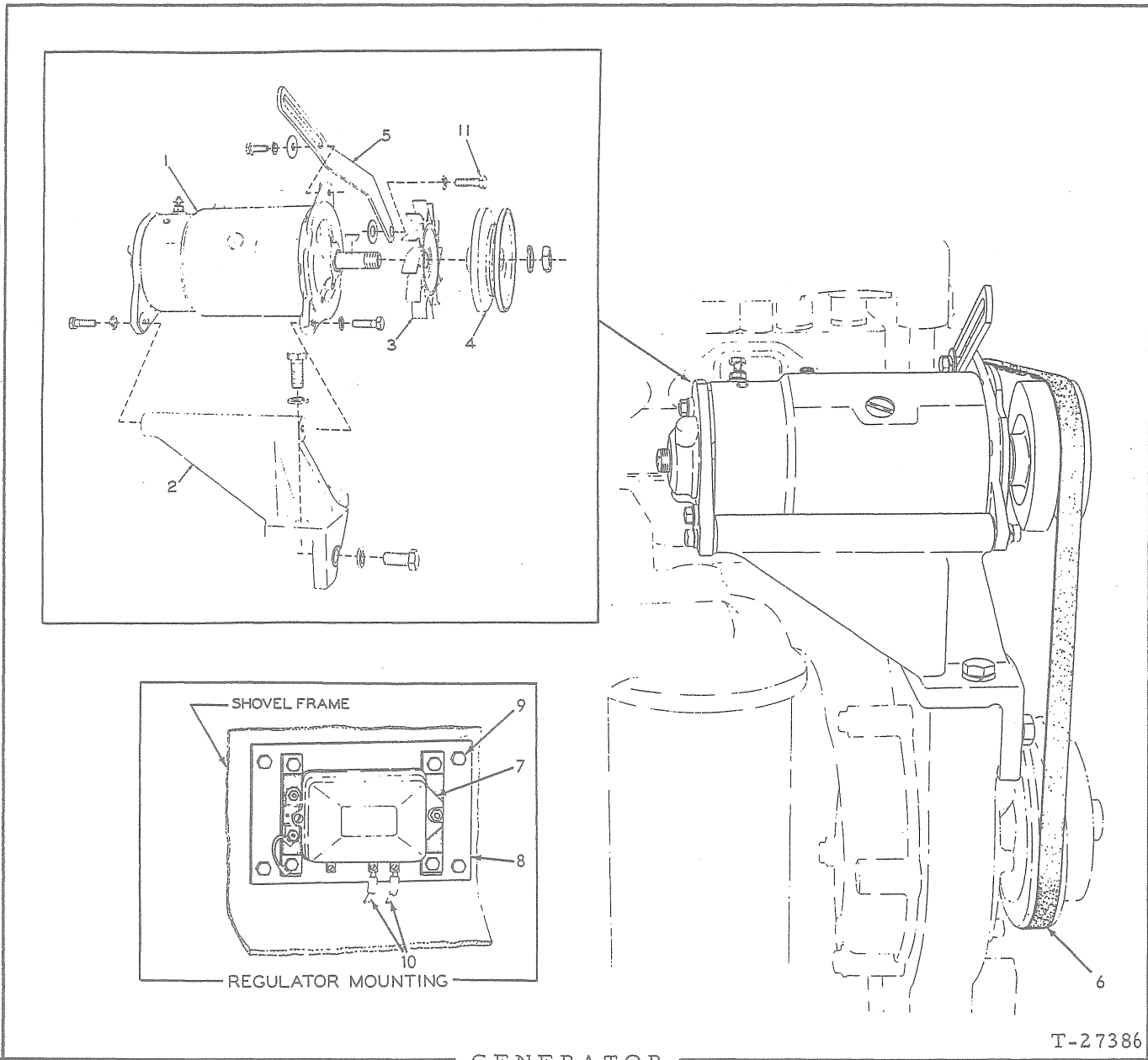
USAGE: Special equipment. Effective May 1966.

ITEM PART NO. QTY. DESCRIPTION

1	70650299	1	METER (See NOTE below)
	70918210	3	SCREW, thread-cutting, #6 x 1/2" (Includes lockwasher)

NOTE: Meter carries manufacturer's warranty and in case of failure should not be returned to Fiat-Allis. Return "Hobbs" meter to nearest "Stewart-Warner" agency. Return "Hamilton" meter to Hamilton Watch Company, Industrial Products Division, Lancaster, Penna.

2	70066467	1	DAMPER, vibration
	70918210	3	SCREW, thread-cutting, #6 x 1/2" (Includes lockwasher)
3	70649996	1	ANGLE, meter mounting
4	70630917	1	CABLE, meter to ground (8" long)
	70911101	1	CAPSCREW, 1/4"NF x 1/2"
	70904204	1	LOCKWASHER, 1/4"
	70911040	1	NUT, 1/4"NF
5	70649829	1	CABLE, meter to pressure switch (100" long)
6	70023176	1	GROMMET
7	70639388	1	CLIP, cable supporting (13/32" bolt-hole)
8	70640727	1	SWITCH, pressure
9	70630917	1	CABLE, pressure switch to ammeter (8" long)



GENERATOR

T-27386

* Engines prior to serial No. 7-15443 (Ventilated generator)
 ** Engines serial No. 7-15443 and up (Sealed generator)

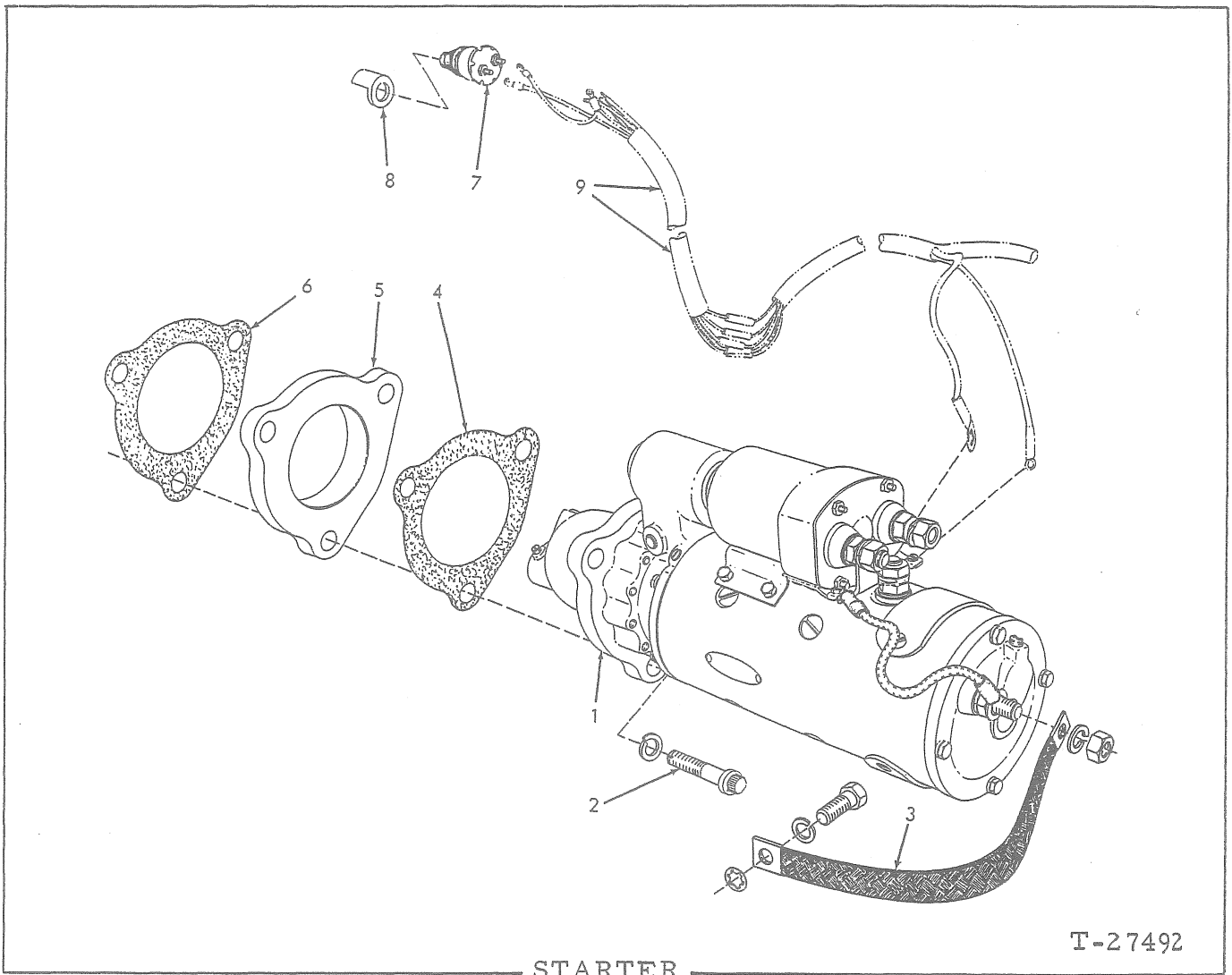
ITEM	PART NO.	QTY.	DESCRIPTION
		* **	
1	-----	1	GENERATOR ASSEMBLY ("Delco-Remy" #1103027) (Order GENERATOR ASSY. 74058931)
	-----	- 1	GENERATOR ASSEMBLY (Includes key, nut and washer for pulley. "Delco-Remy" #1103028) (Used prior to engine #7-21780. Order GENERATOR ASSY. 74058931)
	70921422	2 2	CAPSCREW, 5/16"NC x 1-1/8"
	70904205	2 2	LOCKWASHER, 5/16"
	74058931	- 1	GENERATOR ASSEMBLY (Includes key, nut and washer for pulley. "Delco-Remy" #1103032) (Effective with engine #7-21780)
	70919224	- 2	CAPSCREW, 3/8"NC x 1-1/8"
	70904206	- 2	LOCKWASHER, 3/8"

Order generator parts from local United Motors Service Agency

GENERATOR (Continued)

ITEM	PART NO.	Q'TY.		DESCRIPTION
		*	**	
2	74349952	1	1	BRACKET, generator mounting (Used prior to engine #7-21780)
	74354581	-	1	BRACKET, generator mounting (Effective with engine #7-21780)
	70920582	1	1	CAPSCREW, 1/2"NC x 1-1/4"
	70920583	2	2	CAPSCREW, 1/2"NC x 1-1/2"
	70904208	3	3	LOCKWASHER, 1/2"
3	74513922	1	-	FAN, generator cooling
4	74349676	1	1	PULLEY (cast-iron)(Used prior to engine #7-22279)
	74339504	-	1	PULLEY (pressed-steel)(Effective with engine #7-22279)
5	74349961	1	1	BRACE, generator
	70915809	1	1	CAPSCREW, 5/16"NC x 3/4"
	70904205	1	1	LOCKWASHER, 5/16"
	70901165	1	1	WASHER, plain, U. S. std., 5/16"
6	74337725	1	1	BELT, generator and water pump (Used prior to loader #23003)
	74338212	-	1	BELT, generator and water pump (Effective with loader #23003)
7	70090048	1	1	REGULATOR, voltage and current ("Delco-Remy" #1119164. Order parts from local United Motors Service agency)
	70912178	4	4	CAPSCREW, 1/4"NF x 1-1/2"
	70904204	4	4	LOCKWASHER, 1/4"
	70911040	4	4	NUT, 1/4"NF
8	70624532	1	1	PLATE, regulator mounting (Used prior to loader #23003; also loaders #24683 and up)
	70637499	-	1	PLATE, regulator mounting (Also mounts Hour Meter)(Used on loaders #23003 thru #24346)
	70647375	-	1	BRACKET, regulator mounting (Also mounts Hour Meter)(Used on loaders #24347 thru #24682)
9	70035167	4	4	CAPSCREW, 3/8"NF x 7/8"
	70904206	4	4	LOCKWASHER, 3/8"
10	-----	1	1	HARNESS, generator to regulator (See LIGHTS AND WIRING)
11	-----	-	-	CAPSCREW (See FAN)
	70914659	1	1	WASHER, plain, SAE std., 9/16"

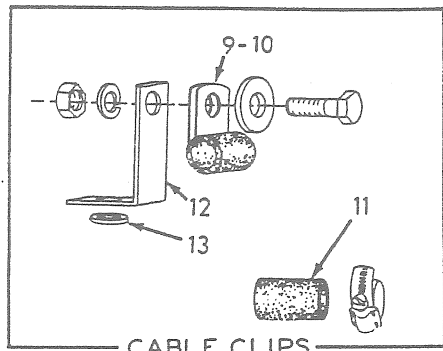
MEMO



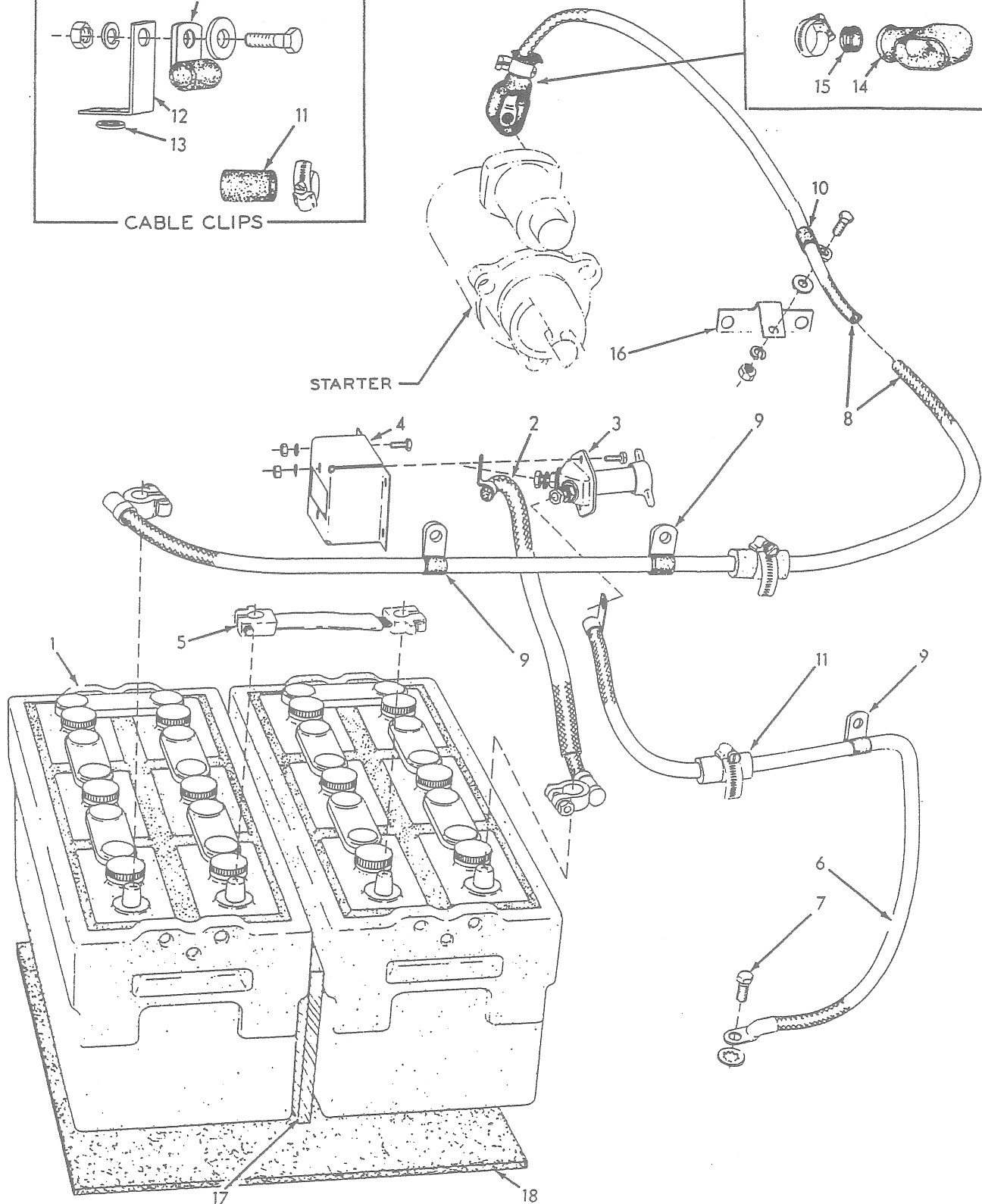
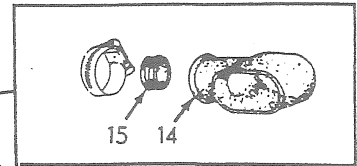
T-27492

STARTER

ITEM	PART NO.	QTY.	DESCRIPTION
1	74387529	1	MOTOR, starting ("Delco-Remy" #1113898. Was formerly #1113895. Order parts from local United Motors Service agency)
2	70925220	3	SCREW, 12-point, Nylok, 5/8"NC x 2-1/2"
	70904209	3	LOCKWASHER, 5/8"
3	70623545	1	STRAP, starter to ground
	70914875	1	CAPSCREW, 1/2"NF x 1"
	70904208	1	LOCKWASHER, regular, 1/2"
	70906961	1	LOCKWASHER, int-tooth, 1/2"
4	70620366	1	GASKET, starting motor
5	70621308	1	ADAPTER, starting motor
6	70620365	1	GASKET, starting motor adapter
7	70240962	1	SWITCH ASSY., push-button (Includes mounting nut)
8	-----	1	GUARD, starter switch (See INSTRUMENTS)
9	-----	1	WIRING HARNESS (See LIGHTS AND WIRING)



CABLE CLIPS



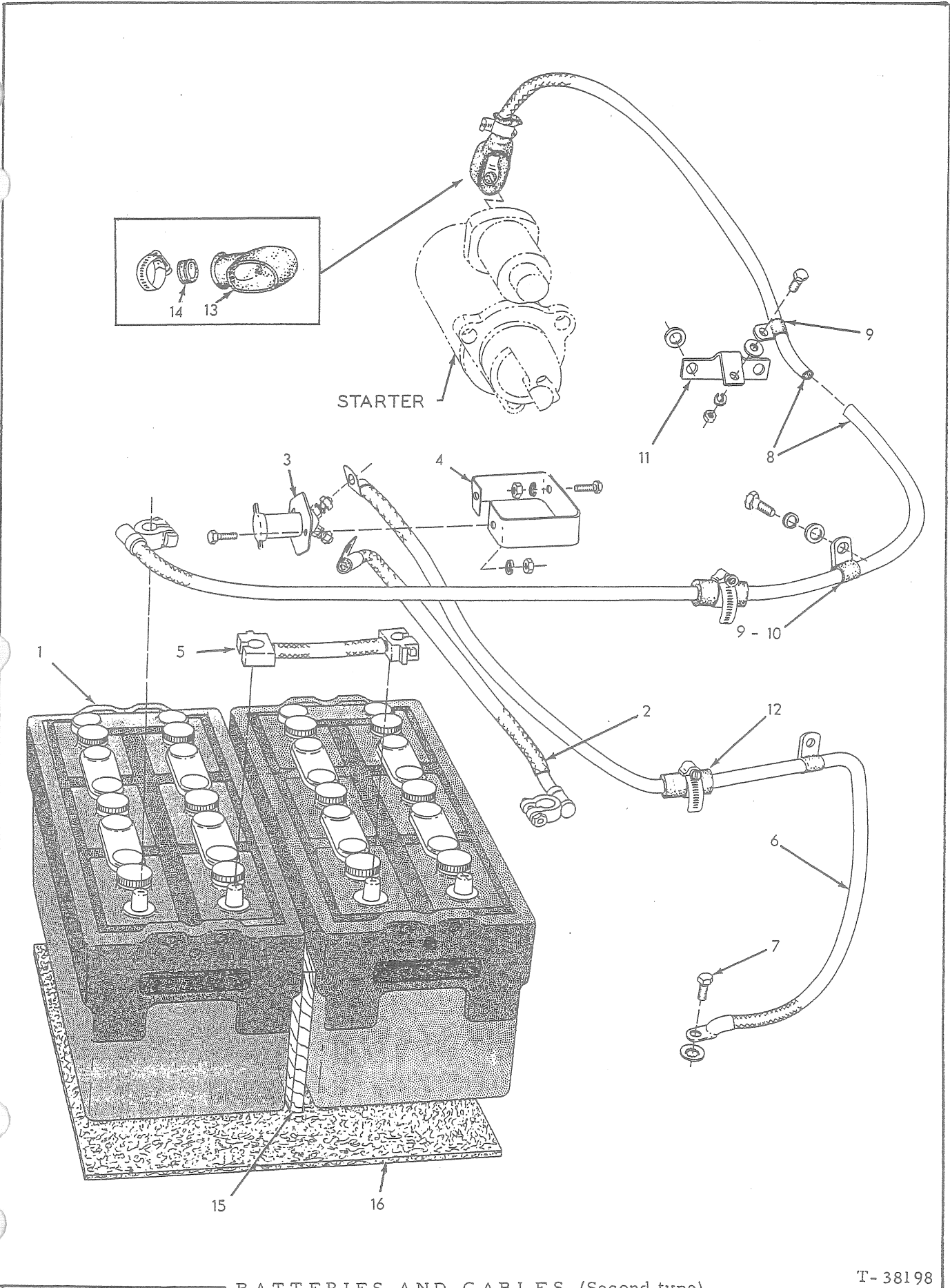
BATTERIES AND CABLES (First type)

T-24020

BATTERIES AND CABLES

USAGE: Loaders prior to serial No. 23003

ITEM	PART NO.	QTY.	DESCRIPTION
1	70695471	2	BATTERY, storage, 12 volts, dry charged (Requires 14 qts. of electrolyte)
2	70096918	1	CABLE, battery to master switch (16-1/2" long)
3	70096908	1	SWITCH ASSEMBLY, master (Serviced only as a unit)
	70912789	2	CAPSCREW, 1/4"NF x 3/4"
	70904204	2	LOCKWASHER, 1/4"
	70911040	2	NUT, 1/4"NF
4	70098099	1	BOX, master switch
	70912789	4	CAPSCREW, 1/4"NF x 3/4"
	70904204	4	LOCKWASHER, 1/4"
	70911040	4	NUT, 1/4"NF
5	70638897	1	STRAP, battery connecting (5-3/4" long)
6	70095993	1	CABLE, master switch to ground (37" long)
7	70036032	1	CAPSCREW, 3/8"NF x 3/4"
	70906960	1	LOCKWASHER, internal teeth, 3/8"
8	70097874	1	CABLE, battery to starter (136" long)
9	70094527	3	CLIP, cable supporting (1/2" diam., 13/32" bolt-hole) (additional 3 required when Heavy-duty oil filter is installed)
	70035979	2	CAPSCREW, 3/8"NF x 5/8"
	70035167	1	CAPSCREW, 3/8"NF x 7/8"
	70904206	3	LOCKWASHER, 3/8"
	70911115	1	WASHER, plain, SAE std., 3/8"
10	70621304	7	CLIP, cable supporting (3/4" diam., 9/16" bolt-hole)
	70035167	5	CAPSCREW, 3/8"NF x 7/8"
	70036032	1	CAPSCREW, 3/8"NF x 3/4"
	70911115	5	WASHER, plain, SAE std., 3/8"
	70904206	6	LOCKWASHER, 3/8"
	70911041	2	NUT, 3/8"NF
11	70097611	2	BOOT, cable protecting
	70921911	2	CLAMP, hose, 11/16" to 1-1/4" diam.
12	70629079	1	ANGLE, cable supporting
13	70058614	1	WASHER, plain
14	70076572	1	BOOT, protecting, starter terminal
	70921912	1	CLAMP, hose, 1-1/16" to 2" diam.
15	70040842	1	GROMMET, cable protecting (rubber)
16	70098460	1	BRACKET, starter cable clip
	70910244	2	WASHER, plain, SAE std., 1/2" (spacing)
17	-----	1	BOARD, battery spacing (Procure locally)
18	70620158	1	PAD, battery (felt)



BATTERIES AND CABLES (Second type)

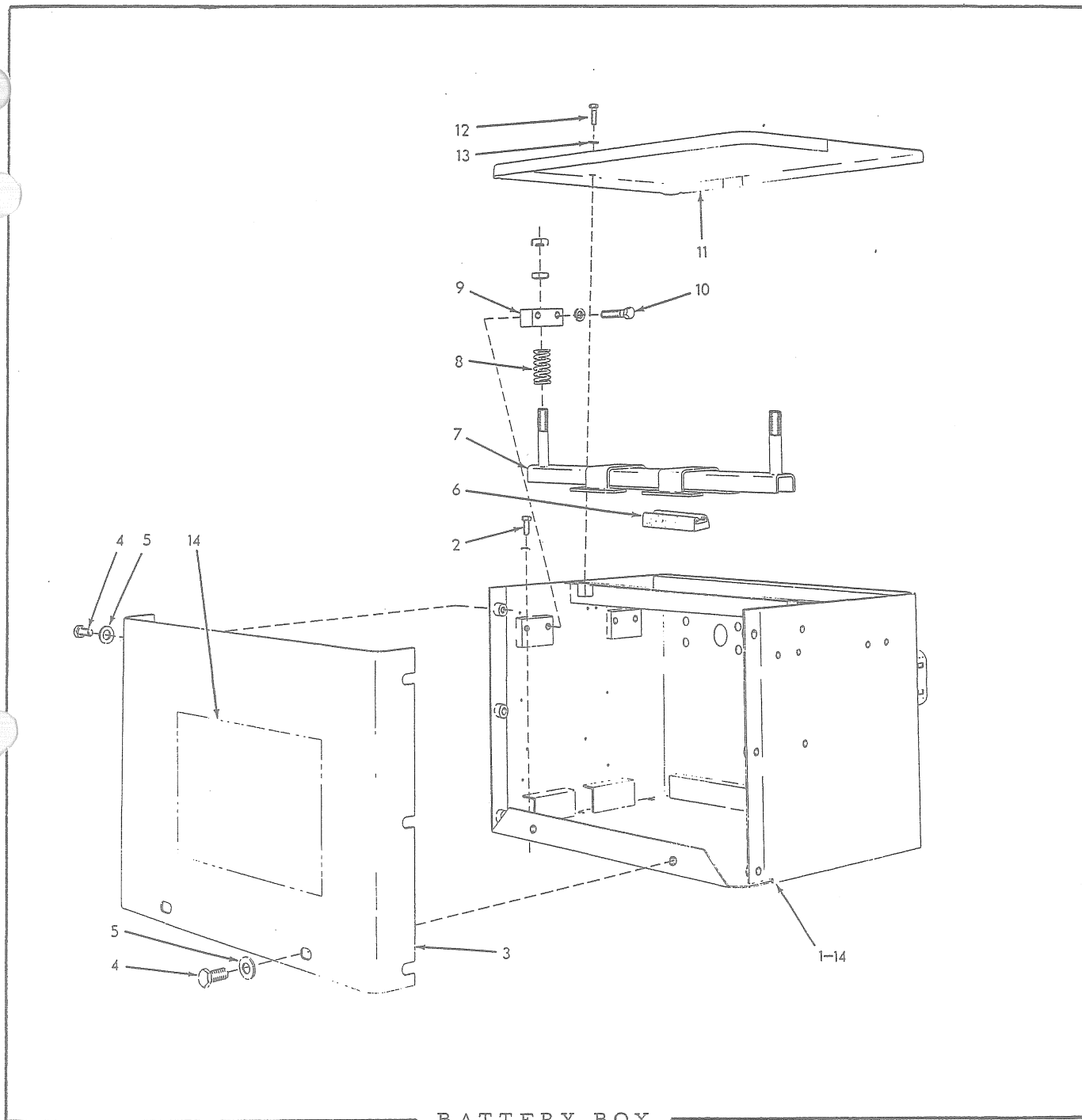
T-38198

BATTERIES AND CABLES

USAGE: Loaders serial No. 23003 and up

ITEM PART NO. QTY. DESCRIPTION

1	70695471	2	BATTERY, storage, 12 volts, dry-charged (Each requires 14 qts. of electrolyte)	} Not illustrated
1A				
	70243527	1	ELECTROLYTE ("F" pack - 5 gallons)	
1B	70243528	1	HOSE, electrolyte dispensing (For use with 5 gallon pack)	
2	70633414	1	CABLE, battery to master switch (12" long)	
3	70096908	1	SWITCH ASSEMBLY master (Serviced only as a unit)	
	70912789	2	CAPSCREW, 1/4"NF x 3/4"	
	70904204	2	LOCKWASHER, 1/4"	
	70911040	2	NUT, 1/4"NF	
4	70096913	1	BRACKET, mounting, master switch	
	70912789	2	CAPSCREW, 1/4"NF x 3/4"	
	70904204	2	LOCKWASHER, 1/4"	
	70911040	2	NUT, 1/4"NF	
5	70638897	1	STRAP, battery connecting (5-3/4" long)	
6	70633427	1	CABLE, master switch to ground (46-3/4" long)	
7	70036032	1	CAPSCREW, 3/8"NF x 3/4"	
	70906960	1	LOCKWASHER, internal teeth, 3/8"	
8	70097874	1	CABLE, battery to starter (136" long)	
9	70094527	7	CLIP, cable supporting (1/2" diam., 13/32" bolt-hole)	
	70035167	1	CAPSCREW, 3/8"NF x 7/8"	
	70035244	1	CAPSCREW, 3/8"NC x 3/4"	
	70903775	4	CAPSCREW, 3/8"NC x 7/8"	
	70911115	6	WASHER, plain, SAE std., 3/8"	
	70904206	6	LOCKWASHER, 3/8"	
	70911041	1	NUT, 3/8"NF	
10	70620063	3	CLIP, cable supporting (1/2" diam., 9/16" bolt-hole)	
	70035221	3	CAPSCREW, 1/2"NC x 1"	
	70904208	3	LOCKWASHER, 1/2"	
11	70095985	1	ANGLE, starter cable clip	
	70910244	2	WASHER, plain, SAE std., 1/2" (spacing)	
12	70097611	2	BOOT, cable protecting	
	70921911	2	CLAMP, hose, 11/16" to 1-1/4" diam.	
13	70076572	1	BOOT, protecting, starter terminal	
	70921912	1	CLAMP, hose, 1-1/16" to 2" diam.	
14	70040842	1	GROMMET, cable protecting (rubber)	
15	-----	1	BOARD, battery spacing (Procure locally)	
16	70620158	1	PAD, battery (felt)	



BATTERY BOX

USAGE: Loaders prior to serial No. 23003

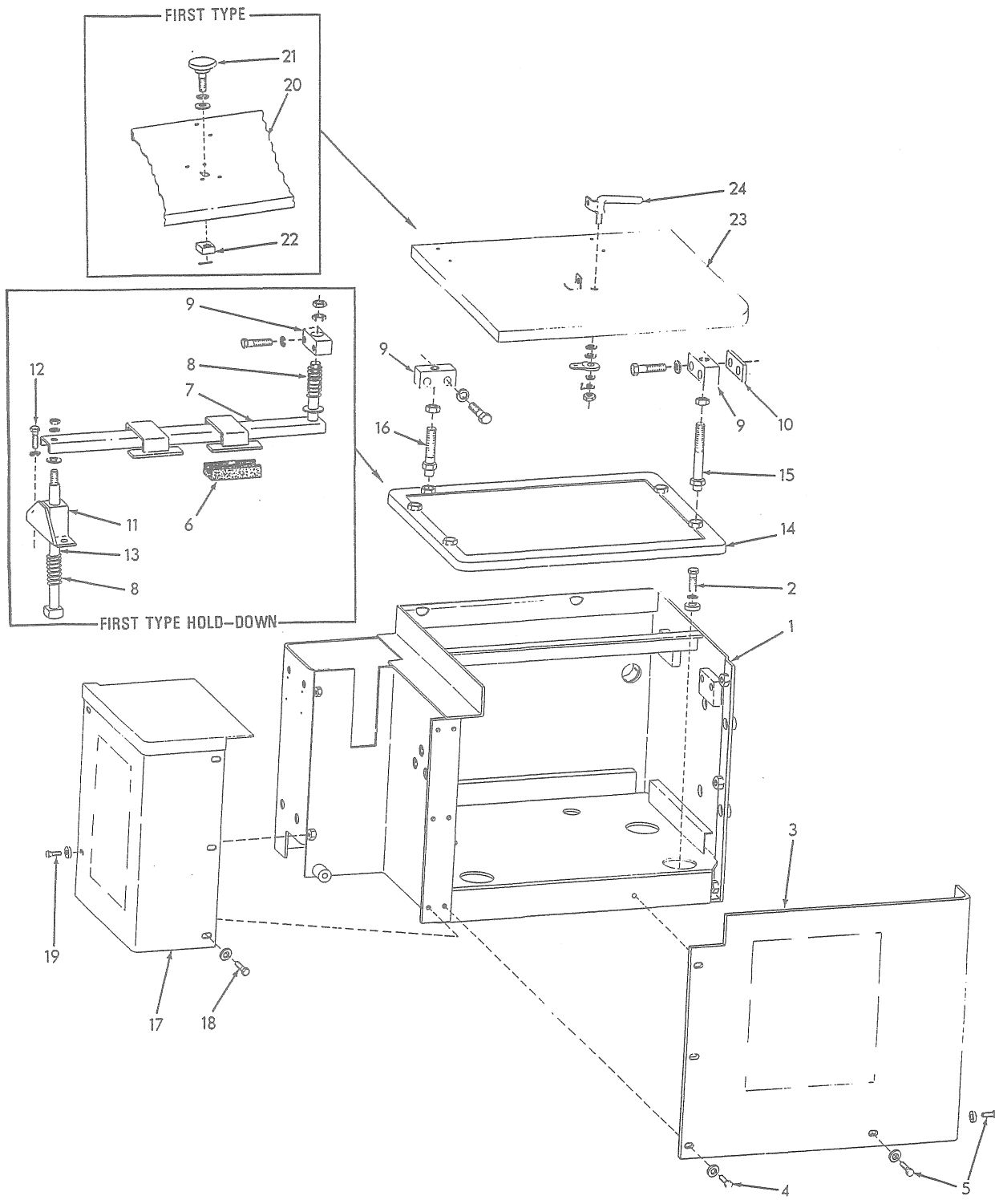
ITEM	PART NO.	QTY.	DESCRIPTION
1	70648537	1	BOX, battery
2	70012992	6	CAPSCREW, 3/8"NF x 1-1/4"
	70904206	6	LOCKWASHER, 3/8"
3	70097604	1	COVER, battery box, side
4	70070467	8	CAPSCREW, 1/2"NF x 1"
5	70064531	8	WASHER, plain
6	70052791	8	BLOCK, rubber, battery hold-down

(Continued)

(Revised June 1979)

BATTERY BOX (Continued)

ITEM	PART NO.	QTY.	DESCRIPTION
7	70620161	2	HOLD-DOWN, battery
	70910847	8	NUT, jam, 3/4"NF
8	70081404	4	SPRING, battery hold-down
9	70097982	4	BLOCK, battery hold-down
10	70035067	8	CAPSCREW, 1/2"NF x 2"
	70904208	8	LOCKWASHER, 1/2"
11	70624332	1	COVER, battery box, top
12	70013058	2	CAPSCREW, 3/8"NC x 1-1/4"
13	70044973	2	WASHER, plain
14	-----	-	PLATE AND TRANSFER (See PAINTING AND MARKING)



BATTERY BOX (Second type)

T-38182

BATTERY BOX

* Loaders serial No. 23003 thru No. 25126
 ** Loaders serial No. 25127 and up

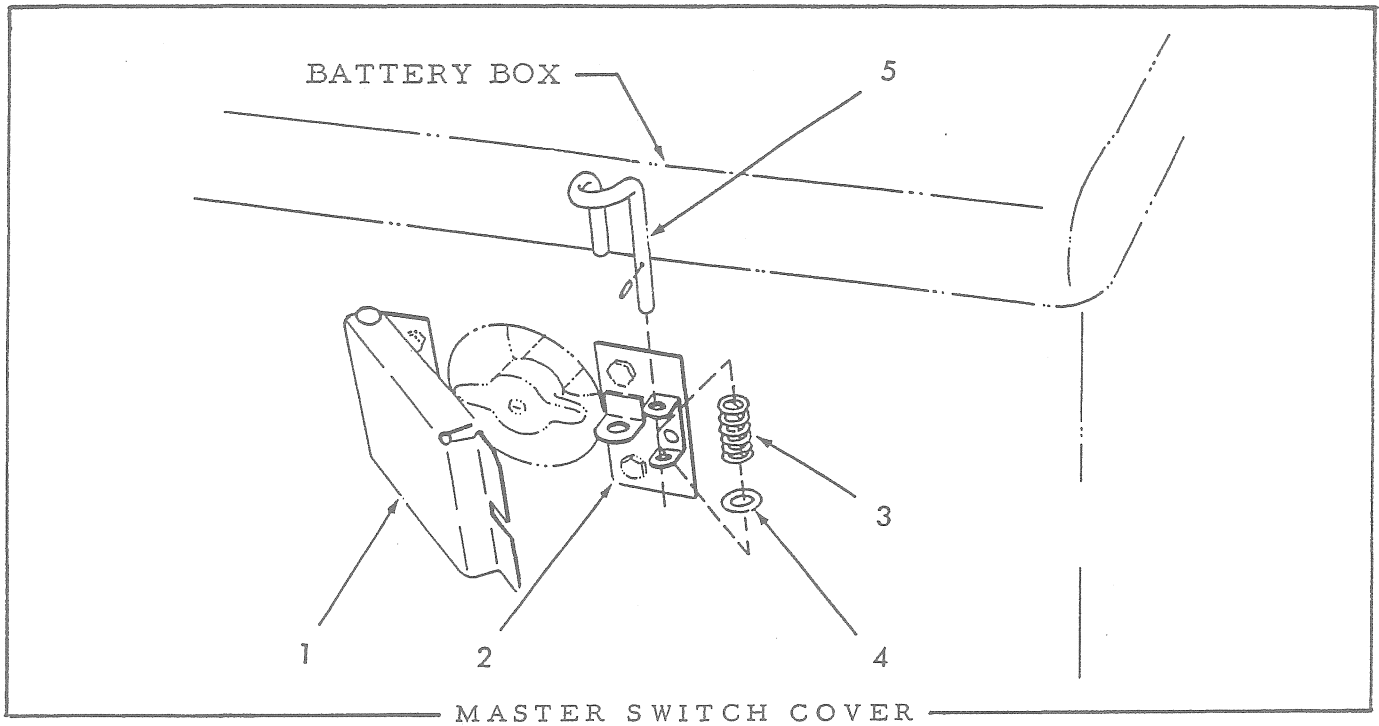
ITEM	PART NO.	QTY.		DESCRIPTION
		*	**	
1	70648624	1	-	BOX, battery
	70664259	-	1	BOX, battery
2	70035190	4	4	CAPSCREW, 1/2"NC x 1-1/2"
	70904208	4	4	LOCKWASHER, 1/2"
	70064531	4	4	WASHER, plain
3	70633664	1	1	COVER, battery box, side
4	70035167	3	3	CAPSCREW, 3/8"NF x 7/8"
5	70035167	4	-	CAPSCREW, 3/8"NF x 7/8" (Early units)
	70903775	4	4	CAPSCREW, 3/8"NC x 7/8" (Late units)
	70044973	7	7	WASHER, plain
6	70052791	8	-	BLOCK, rubber, battery hold-down
7	70633134	2	-	HOLD-DOWN, battery
	70910255	2	-	WASHER, plain, SAE std., 3/4" (Not for EXIDE battery)
	70910847	4	-	NUT, jam, 3/4"NF
8	70081404	4	-	SPRING, battery hold-down
9	70097982	2	-	BLOCK, battery hold-down
	70663792	-	4	BLOCK, battery hold-down
	70915779	4	2	CAPSCREW, 1/2"NF x 2"
	70916420	-	6	CAPSCREW, 1/2"NF x 2-1/4"
	70904208	4	8	LOCKWASHER, 1/2"
10	70663731	-	3	SPACER, battery hold-down block
11	70629247	1	-	BRACKET, hold-down bolt, inner
	70081867	1	-	BRACKET, hold-down bolt, outer
12	70035061	4	-	CAPSCREW, 1/2"NC x 1-1/4"
	70904208	4	-	LOCKWASHER, 1/2"
13	70093313	2	-	BOLT, hold-down
	70910244	2	-	WASHER, plain, SAE std., 1/2" (For EXIDE battery)
	70904208	2	-	LOCKWASHER, 1/2"
	70911043	2	-	NUT, 1/2"NF
14	70663741	-	1	HOLD-DOWN, battery
15	70663771	-	2	ROD, battery hold-down, rear
	70911028	-	2	NUT, 1/2"NC
16	70664316	-	2	ROD, battery hold-down, front
	70911028	-	2	NUT, 1/2"NC

(Continued)

BATTERY BOX (Continued)

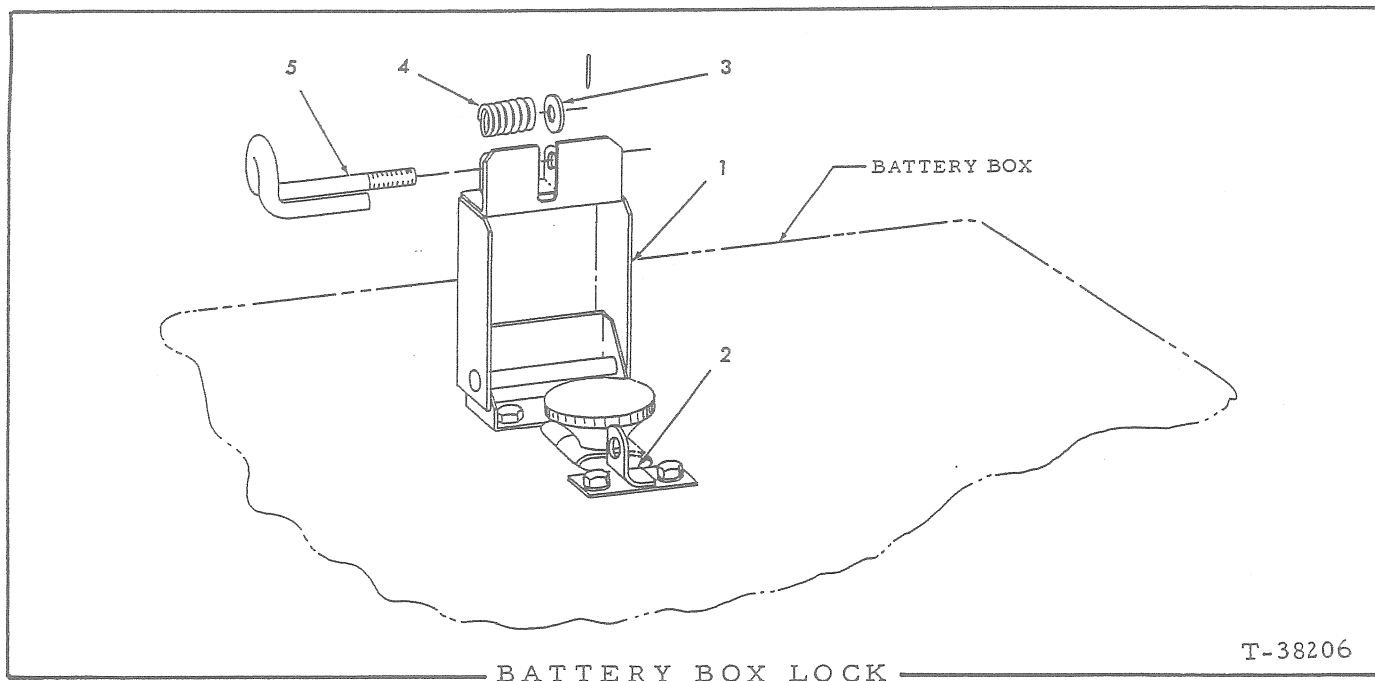
ITEM	PART NO.	QTY.		DESCRIPTION	
		*	**		
17	70633592	1	1	COVER, battery box, front	
18	70035167	3	3	CAPSCREW, 3/8"NF x 7/8"	
19	70035167	2	-	CAPSCREW, 3/8"NF x 7/8" (Early units)	Loaders prior to #24832 including #24835 thru 38, 40 thru 44, 50 thru 53, 55, 60, 70 and 98
	70903775	2	2	CAPSCREW, 3/8"NC x 7/8" (Late units)	
	70044973	5	5	WASHER, plain	
20	70633543	1	-	COVER, battery box, top	Loaders #24832 and up excluding #24835 thru 38, 40 thru 44, 50 thru 53, 55, 60, 70, and 98
21	70091976	1	-	KNOB, retaining, battery box cover	
	70904208	1	-	LOCKWASHER, 1/2"	
	70910244	1	-	WASHER, plain, SAE std., 1/2"	
	70900802	1	-	PIN, cotter, 3/32" x 1"	
22	70633527	1	-	BLOCK, tapped, retaining knob	
23	70650952	1	1	COVER, battery box, top	
24	70650901	1	1	LOCK ASSEMBLY, battery box cover (Serviced only as a unit)	Loaders #24832 and up excluding #24835 thru 38, 40 thru 44, 50 thru 53, 55, 60, 70, and 98
	70911115	2	2	WASHER, plain, SAE std., 3/8"	

NOTE: See PAINTING AND MARKING for instruction plates and transfers.



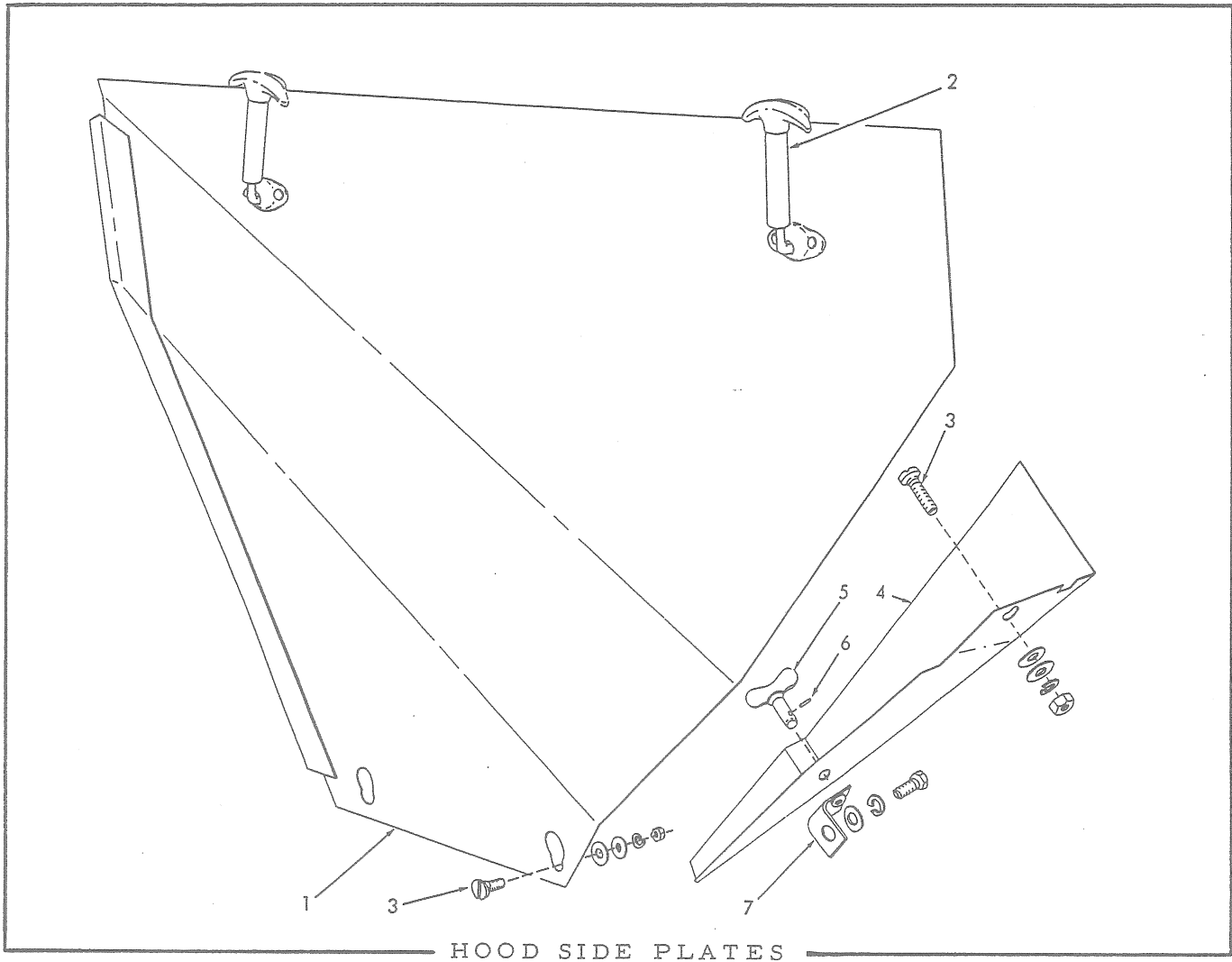
USAGE: Special equipment for loaders prior to serial No. 23003. Padlock is required to complete the installation

ITEM	PART NO.	QTY.	DESCRIPTION
1	70620445	1	COVER
2	70620448	1	PLATE, cover latching
3	70035916	1	SPRING, latching rod
4	70607414	1	WASHER, latching spring
5	70621201	1	ROD, latching
	70916146	1	PIN, roll, 3/32" x 1/2"



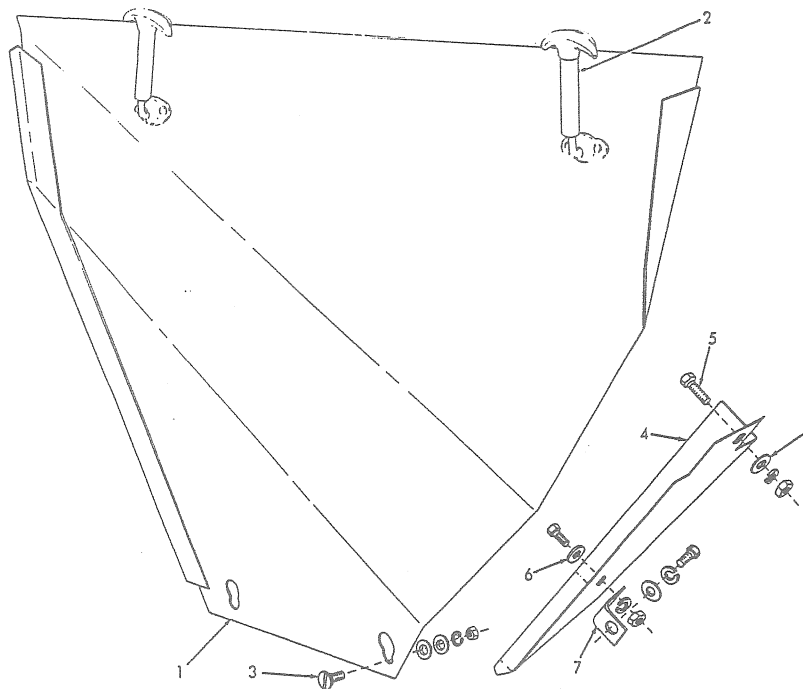
USAGE: Special equipment for Loaders; serial No. 23003 thru approximately No. 24832.
 Padlock is required to complete the installation

ITEM	PART NO.	QTY.	DESCRIPTION
1	70620474	1	COVER, retaining knob
	70914330	2	CAPSCREW, 1/4"NF x 5/8"
	70904204	2	LOCKWASHER, 1/4"
	70911040	2	NUT, 1/4"NF
2	70620472	1	PLATE, cover latching
	70914330	2	CAPSCREW, 1/4"NF x 5/8"
	70904204	2	LOCKWASHER, 1/4"
	70911040	2	NUT, 1/4"NF
3	70607414	1	WASHER, latching spring
4	70035916	1	SPRING, latching rod
5	70621201	1	ROD, latching
	70916146	1	PIN, roll, 3/32" x 1/2"



USAGE: Special equipment for loaders prior to serial No. 23003

ITEM	PART NO.	QTY.	DESCRIPTION
1	70098457	1	PLATE ASSEMBLY, left side (Includes item 2)
	70098458	1	PLATE ASSEMBLY, right side (Includes item 2)
2	70098029	4	CATCH, side plate
	70900759	8	RIVET, fl-hd., 1/4" x 1/2"
3	70097760	6	SCREW, plate attachment
	70910335	12	WASHER, plain, SAE std., 5/16"
	70904205	6	LOCKWASHER, 5/16"
	70913636	6	NUT, 5/16"NF
4	70629331	1	PLATE ASSEMBLY, closure, left side (Includes items 5 and 6)
	70629332	1	PLATE ASSEMBLY, closure, right side (Includes items 5 and 6)
5	70099905	2	STUD, closure plate attaching
6	70099906	2	PIN, stud
7	70099907	2	BRACKET ASSEMBLY, closure plate (Includes fastener unit)
	70912180	2	CAPSCREW, 3/8"NF x 7/8"
	70904206	2	LOCKWASHER, 3/8"
	70911115	2	WASHER, plain, SAE std., 3/8"

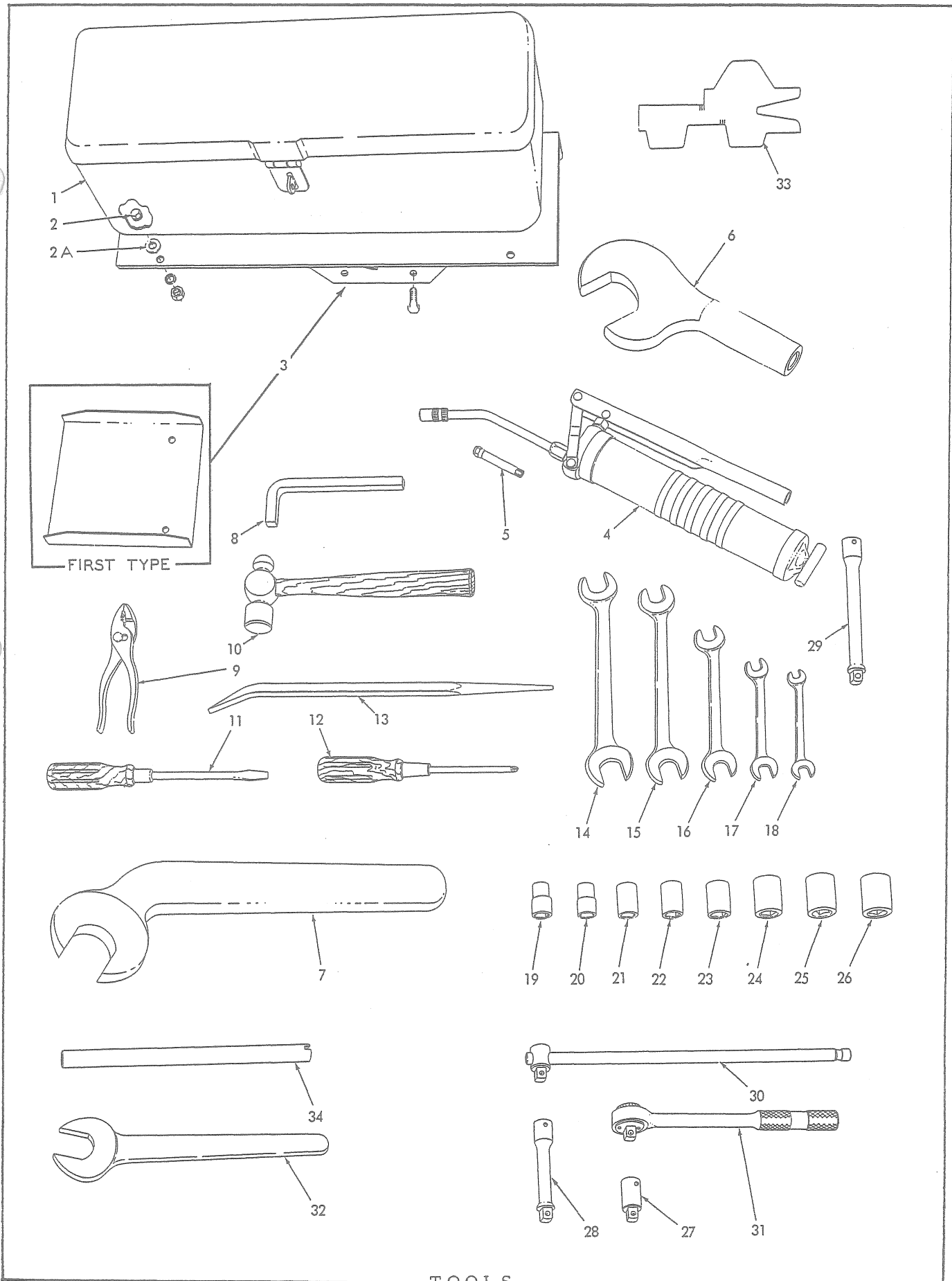


HOOD SIDE PLATES

T-38196

USAGE: Special equipment for loaders serial No. 23003 and up

ITEM	PART NO.	QTY.	DESCRIPTION
1	70638049	1	PLATE ASSEMBLY, left side (Includes item 2)
	70638050	1	PLATE ASSEMBLY, right side (Includes item 2)
2	70098029	4	CATCH, side plate
	70900759	8	RIVET, fl-hd., 1/4 x 1/2"
3	70097760	4	SCREW, plate attachment
	70910335	8	WASHER, plain, SAE std., 5/16"
	70904205	4	LOCKWASHER, 5/16"
	70913636	4	NUT, 5/16"NF
4	70634573	1	PLATE, closure, left side
	70634574	1	PLATE, closure, right side
5	70012992	2	CAPSCREW, 3/8"NF x 1-1/4"
	70912180	2	CAPSCREW, 3/8"NF x 7/8"
6	70044973	4	WASHER, plain
	70904206	4	LOCKWASHER, 3/8"
	70911041	4	NUT, 3/8"NF
7	70634385	2	ANGLE, closure plate
	70903775	2	CAPSCREW, 3/8"NC x 7/8"
	70904206	2	LOCKWASHER, 3/8"
	70911115	2	WASHER, plain, SAE std., 3/8"



TOOLS

TOOLS

ITEM PART NO. QTY. DESCRIPTION

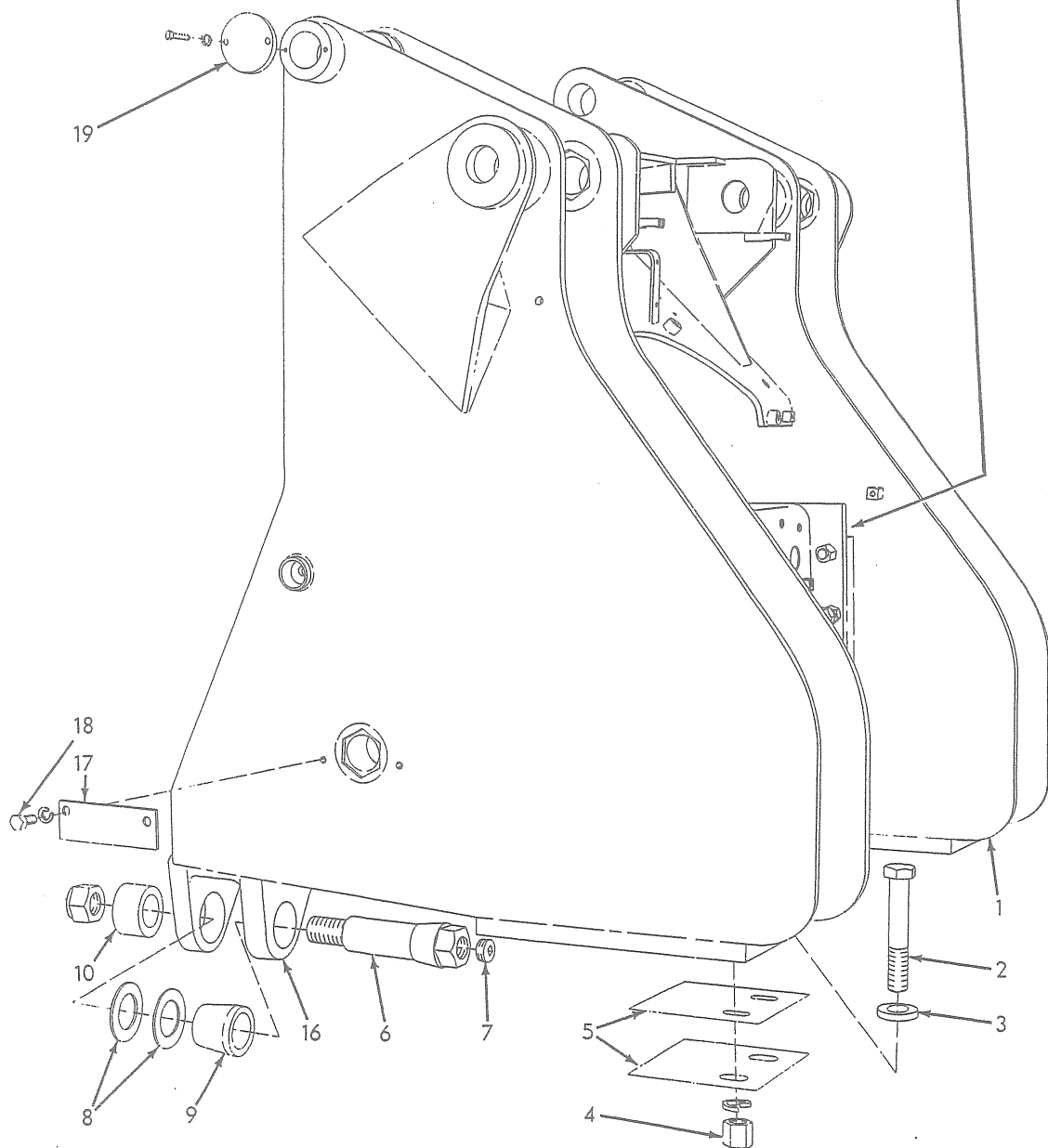
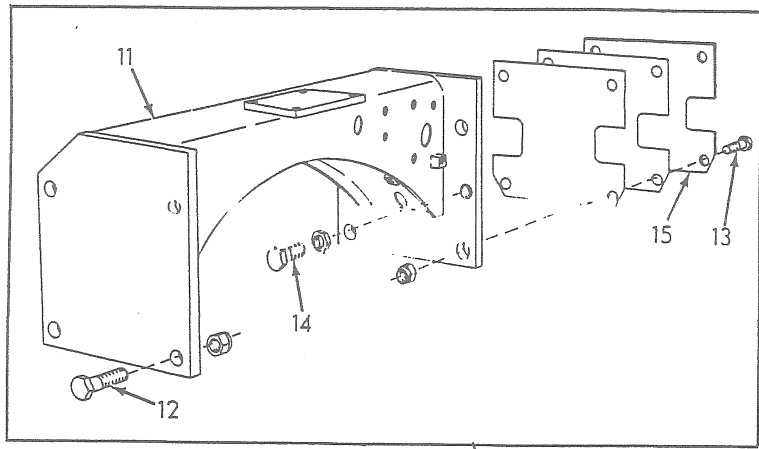
NOTE: For other recommended service tools, see Service Tool Manual Form 70650850

1	70604943	1	BOX, tool
2	70012992	4	CAPSCREW, 3/8"NF x 1-1/4"
	70911115	4	WASHER, plain, SAE std., 3/8"
	70904206	4	LOCKWASHER, 3/8"
	70911041	4	NUT, 3/8"NF
2A	70630753	4	WASHER, plain (For spacing)
3	{	70641654	1 PLATE, tool box mounting (attaches to left track fender)(Used prior to April 1964)
		70644546	1 BRACKET, tool box mounting (attaches to rear of loader)(Effective April 1964)
		70035073	4 CAPSCREW, 1/2"NF x 1-3/4"
4	70073735	1	GUN, grease (Serviced only as a unit)
	70907059	1	ELBOW, street, 90°, 1/8"NPT (Required for lubricating fan)
5	70069814	1	NOZZLE ASSEMBLY, lubricating (For use with GUN 70073735 to lubricate universal joint)
6	70050573	1	WRENCH, track release adjustment (2-1/2" opening)(Used prior to loader #22793)
7	70095120	1	WRENCH, track release adjustment (2-1/8" opening)(Effective with loader #22793)
8	70043769	1	WRENCH, drain and filling plugs (90°, 1/2" square)
9	70012389	1	PLIERS, slip joint, 6"
10	70012387	1	HAMMER, ball peen, 1 lb.
11	70036268	1	SCREWDRIVER, 9-3/4" long
12	70914732	1	SCREWDRIVER, Phillips #2
13	70052371	1	BAR, pinch, 16" long
14	70050611	1	WRENCH, open end, double head, 15°, 15/16" and 1-1/16"
15	70050610	1	WRENCH, open end, double head, 15°, 3/4" and 7/8"
16	70050609	1	WRENCH, open end, double head, 15°, 5/8" and 3/4"
17	70050608	1	WRENCH, open end, double head, 15°, 1/2" and 9/16"
18	70050607	1	WRENCH, open end, double head, 15°, 5/16" and 3/8"
19	70914709	1	SOCKET, 1/2" square drive, 1/2" hex
20	70914710	1	SOCKET, 1/2" square drive, 9/16" hex
21	70914711	1	SOCKET, 1/2" square drive, 5/8" hex
22	70914712	1	SOCKET, 1/2" square drive, 11/16" hex
23	70914713	1	SOCKET, 1/2" square drive, 3/4" hex
24	70914714	1	SOCKET, 1/2" square drive, 7/8" hex

(Continued)

TOOLS (Continued)

ITEM	PART NO.	QTY.	DESCRIPTION
25	70914715	1	SOCKET, 1/2" square drive, 15/16" hex
26	70914716	1	SOCKET, 1/2" square drive, 1" hex
27	70914717	1	BAR, extension, socket, 1/2" drive, 2" long
28	70914718	1	BAR, extension, socket, 1/2" drive, 5" long
29	70921338	1	BAR, extension, socket, 1/2" drive, 10" long
30	70050612	1	HANDLE, socket, sliding T, 1/2" square drive, 15" long
31	70914719	1	HANDLE, socket, ratchet, 1/2" square drive
32	70043421	1	WRENCH, fan spindle mounting nut (1-7/16" open end)
33	70631352	1	GAUGE, wear (Indicates maximum wear tolerances for track rails, grouser shoes, sprockets, idlers and track rollers)
34	70089239	1	EXTENSION, coolant drain

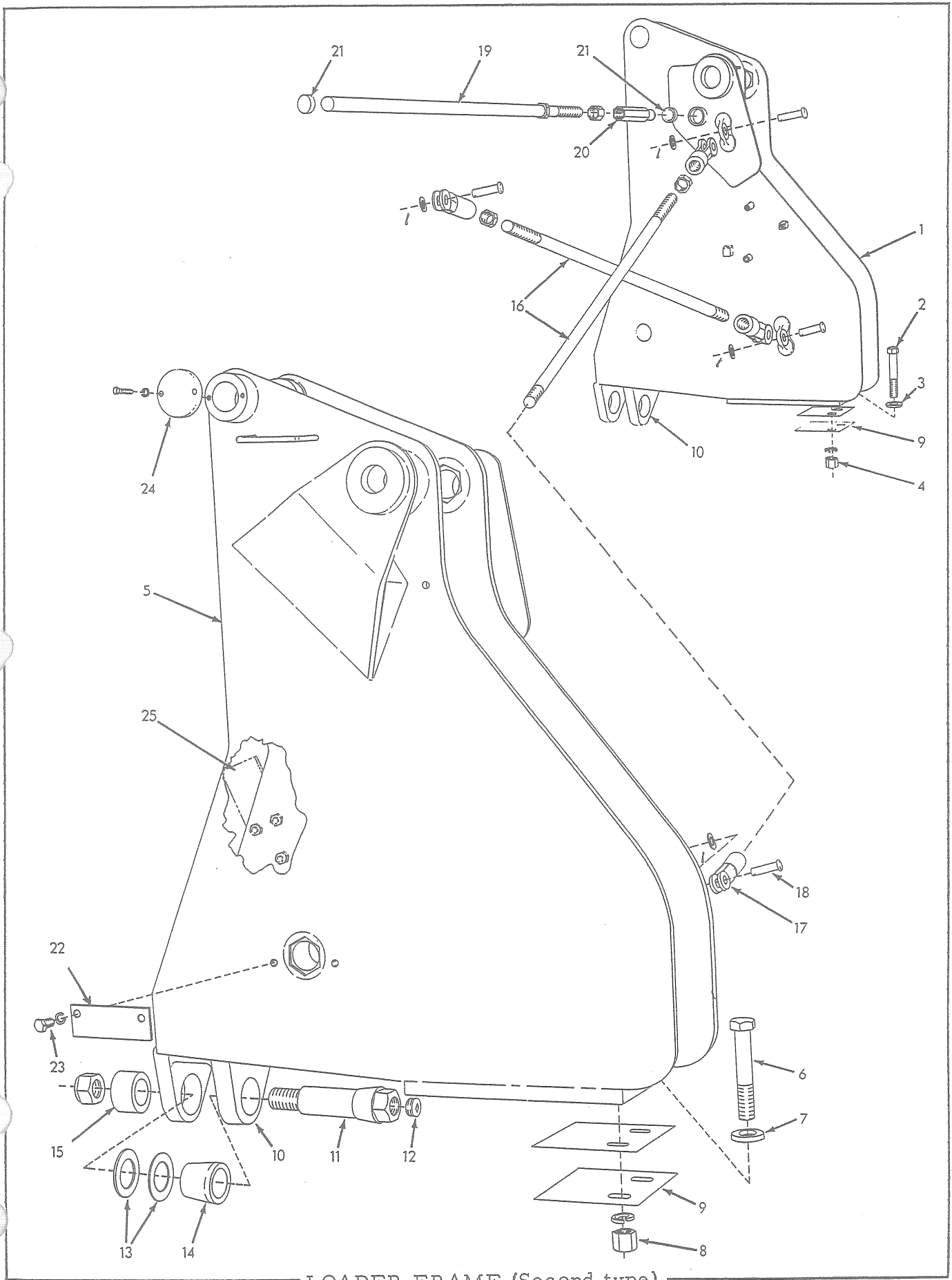


LOADER FRAME (First type)

LOADER FRAME

USAGE: Loaders prior to serial No. 23003

ITEM	PART NO.	QTY.	DESCRIPTION
1	70626199	1	FRAME ASSEMBLY, shovel (Includes items 11 thru 16)
2	70625970	4	CAPSCREW, 1"NF x 6"
3	73001785	4	WASHER, plain
	70910916	4	LOCKWASHER, 1"
4	70600236	4	NUT, high, 1"NF
5	70625824	4	SHIM, frame spacing (Use as req'd)
6	70625827	2	PIN, frame pivot
	70917778	2	NUT, elastic stop, 1-1/2"NF
7	70052979	2	PLUG, thread protecting, frame pivot pin
8	70634237	6	WASHER, shimming, pivot pin (1/16" thick. Use as req'd)
	70625829	2	WASHER, shimming, pivot pin (1/8" thick. Use as req'd)
9	70625825	2	BUSHING, frame pivot (tapered)
10	70625826	2	BUSHING, frame pivot (straight)
11	70626181	1	STABILIZER, frame
12	70012984	4	CAPSCREW, 3/4"NF x 2-3/4" (right side)
13	70070285	4	CAPSCREW, 3/4"NF x 3" (left side)
	70916591	8	NUT, elastic stop, 3/4"NF
14	70012453	2	CAPSCREW, 3/4"NF x 2" (Jack screw)
	70910847	2	NUT, jam, 3/4"NF
15	70625828	1	SHIM, spacing (.059" thick. Use as req'd)
	70625830	2	SHIM, spacing (.0359" thick. Use as req'd)
	70625831	1	SHIM, spacing (.134" thick. Use as req'd)
			} left side only
16	70625873	1	BRACKET, frame, left
	70625874	1	BRACKET, frame, right
			} Requires welding to install
17	70625754	2	PLATE, retaining, lift cylinder pivot pin
18	70070467	4	CAPSCREW, 1/2"NF x 1"
	70904208	4	LOCKWASHER, 1/2"
19	70627008	2	COVER, grease, dump cylinder
	70912789	4	CAPSCREW, 1/4"NF x 3/4"
	70904204	4	LOCKWASHER, 1/4"

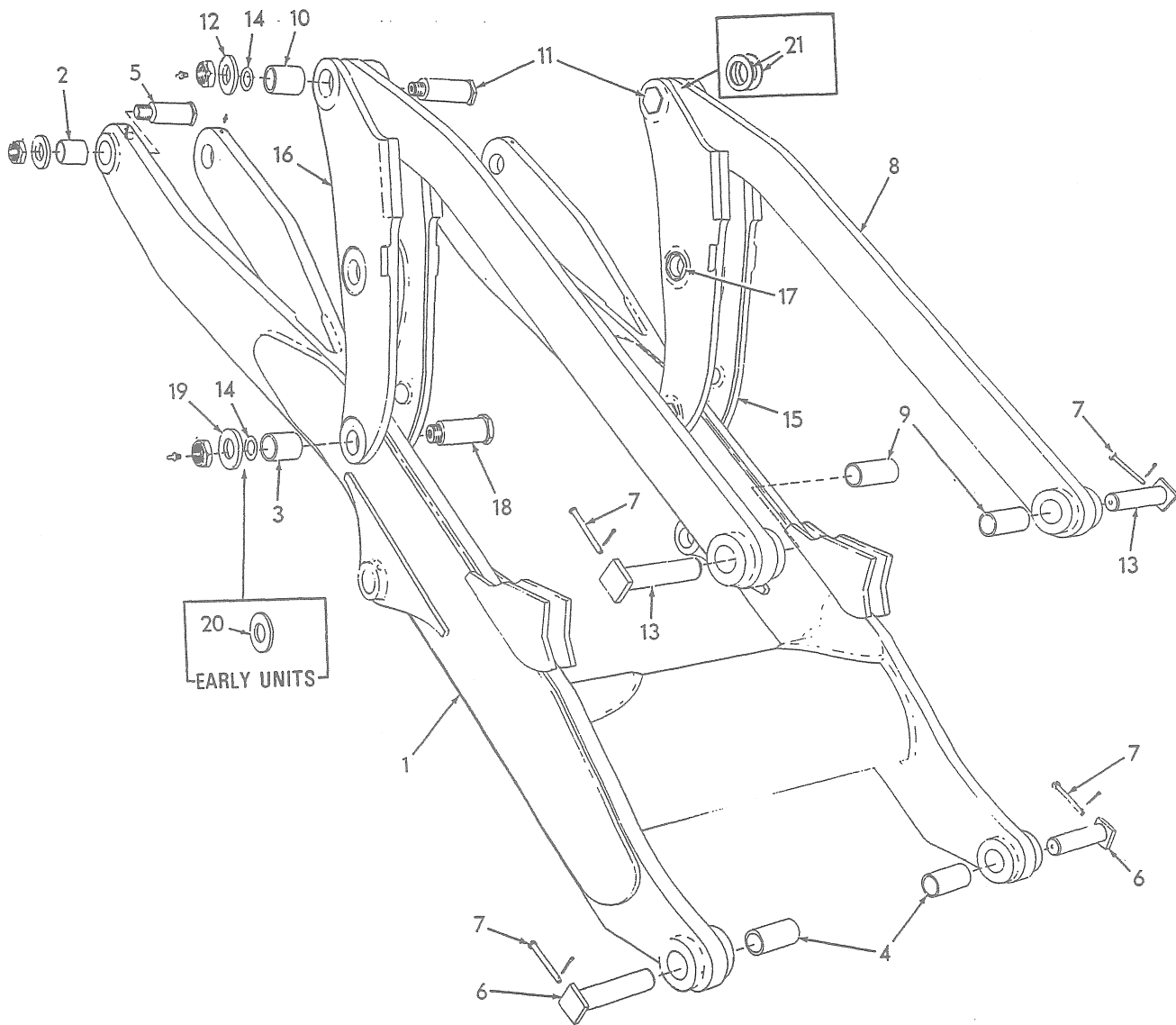


LOADER FRAME (Second type)

LOADER FRAME

USAGE: Effective with loader serial No. 23003

ITEM	PART NO.	QTY.	DESCRIPTION	
1	70648861	1	FRAME ASSEMBLY, shovel, left (Includes item 10)	
2	70625970	2	CAPSCREW, 1"NF x 6"	
3	73001785	2	WASHER, plain	
	70910916	2	LOCKWASHER, 1"	
4	70600236	2	NUT, high, 1"NF	
5	70648862	1	FRAME ASSEMBLY, shovel, right (Includes item 10)	
6	70625970	2	CAPSCREW, 1"NF x 6"	
7	73001785	2	WASHER, plain	
	70910916	2	LOCKWASHER, 1"	
8	70600236	2	NUT, 1"NF	
9	70625824	4	SHIM, spacing, frame (Use as req'd)	
10	70625873	1	BRACKET, pivot pin, left frame	} Requires welding to install
	70625874	1	BRACKET, pivot pin, right frame	
11	70625827	2	PIN, frame pivot	
	70917778	2	NUT, elastic stop, 1-1/2"NF	
12	70052979	2	PLUG, thread protecting, frame pivot pin	
13	70634237	6	WASHER, shimming, pivot pin (1/16" thick. Use as req'd)	
	70625829	2	WASHER, shimming, pivot pin (1/8" thick. Use as req'd)	
14	70625825	2	BUSHING, frame pivot pin (tapered)	
15	70625826	2	BUSHING, frame pivot pin (straight)	
16	70635202	2	ROD, cross brace	
	70911051	2	NUT, jam, 1"NF	
17	70635198	4	YOKE, cross brace rod	
18	70635197	4	PIN, yoke	
	70900814	4	PIN, cotter, 1/4" x 1-1/2"	
	70911159	4	WASHER, plain, SAE std., 1"	
19	70635208	1	ROD, frame adjusting	
	70911047	1	NUT, 1"NF	
20	70635196	1	NUT, frame adjusting rod (left side)	
21	70635192	2	SOCKET, frame adjusting rod	
22	70625754	2	PLATE, retaining, lift cylinder pivot pin	
23	70070467	4	CAPSCREW, 1/2"NF x 1"	
	70904208	4	LOCKWASHER, 1/2"	
24	70627008	2	COVER, grease, dump cylinder	
	70912789	4	CAPSCREW, 1/4"NF x 3/4"	
	70904204	4	LOCKWASHER, 1/4"	
25	-----	1	BRACKET (See BRAKE CONTROL)	



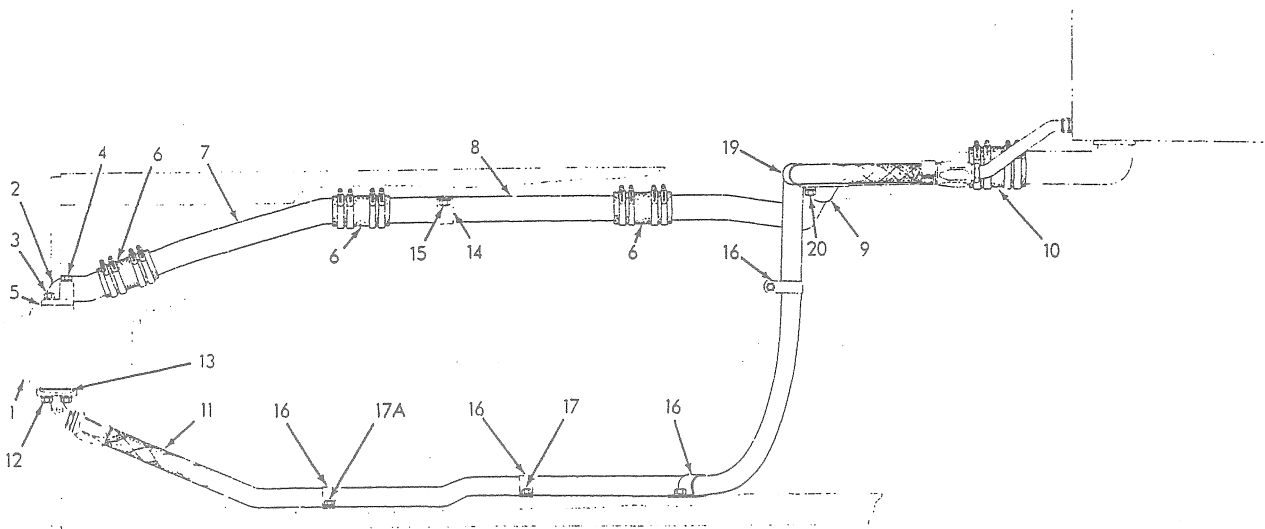
LOADER LINKAGE

T-36219

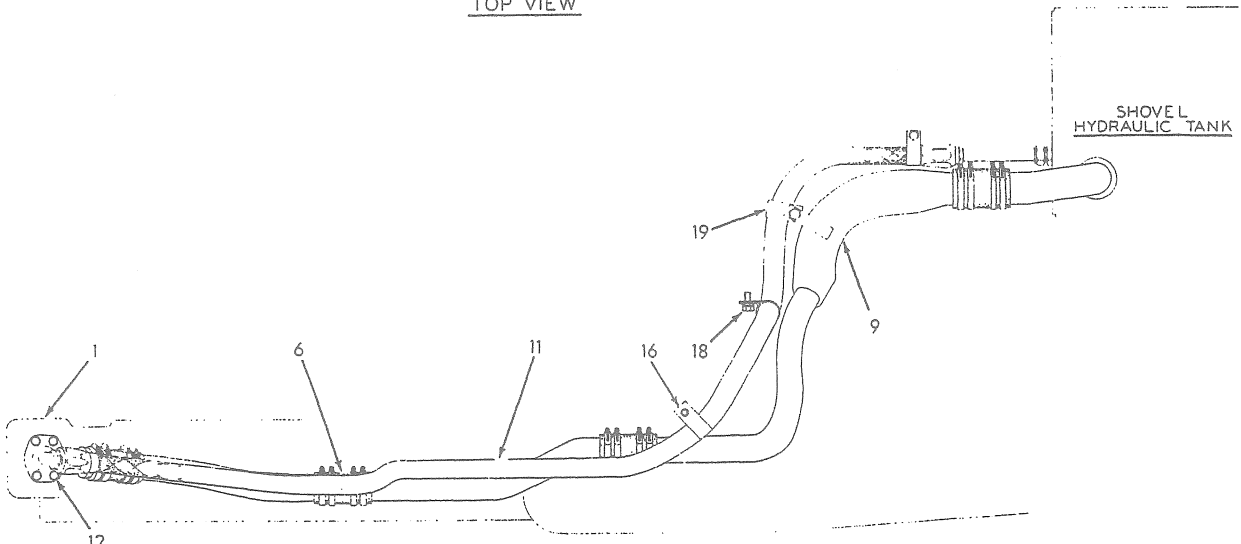
(Revised June 1979)

BUCKET LINKAGE

ITEM	PART NO.	QTY.	DESCRIPTION
1	70650052	1	BOOM ASSY. (Includes items 2 thru 4)
	70914465	4	FITTING, lubricating, straight, 1/8"NPT
2	70625747	4	BUSHING, boom, rear
3	70625725	2	BUSHING, boom, intermediate
4	70625724	2	BUSHING, boom, front
5	70625750	4	PIN, boom pivot, rear
	70900825	4	WASHER, plain, U.S. std., 1-1/2"
	70917835	4	NUT, elastic stop, 1-1/2"NF
6	70651296	2	PIN, boom, front
	70914465	2	FITTING, lubricating, straight, 1/8"NPT (Used prior to loader #23003)
7	73020131	4	PIN, pivot lock
	70900806	4	PIN, cotter, 1/8" x 1"
8	70625723	2	LINK ASSY., dump (Includes items 9 and 10)
9	70625724	2	BUSHING, dump link, front
10	70625725	2	BUSHING, dump link, rear
11	70625756	2	PIN, dump link, rear
	70914465	2	FITTING, lubricating, straight, 1/8"NPT
12	73024182	2	WASHER, plain
	70921140	2	NUT, elastic stop, 1-1/4"NF
13	70651296	2	PIN, dump link, front
	70914465	2	FITTING, lubricating, straight, 1/8"NPT (Used prior to loader #23003)
14	70625757	-	SHIM, pin adjustment (.0359" thick. Use as req'd)
15	70684581	1	LINK, cross, left
16	70684582	1	LINK, cross, right
17	70625865	6	RING, pin locking (Requires welding to install)
18	70625756	2	PIN, cross link pivot
	70914465	2	FITTING, lubricating, straight, 1/8"NPT
19	73024182	2	WASHER, plain
	70921140	2	NUT, elastic stop, 1-1/4"NF
20	70626543	6	WASHER, cross link pins (2" I.D.)(Early models)
21	70635412	8	SHIM, cross link (.036")
	70669016	8	SHIM, cross link (.075")
			} Use as required



TOP VIEW



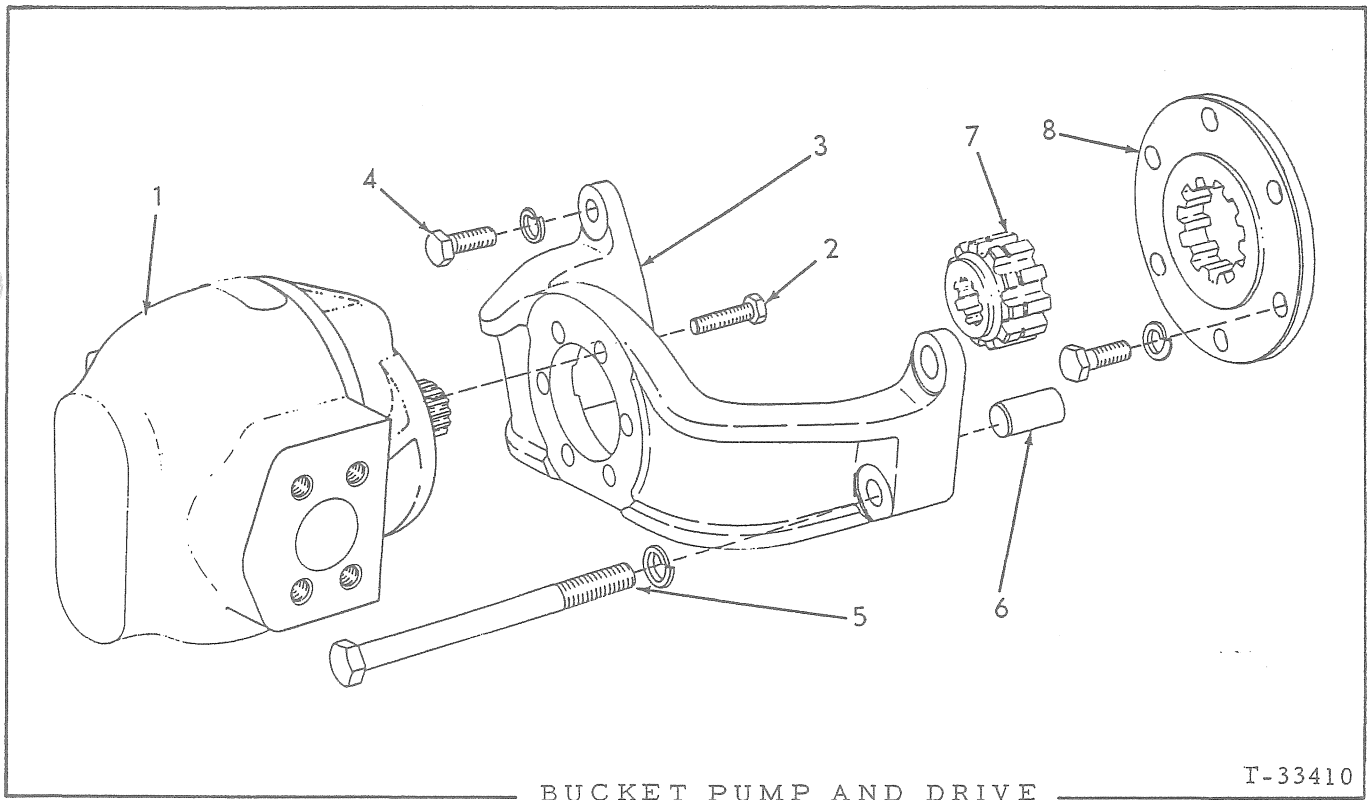
SIDE VIEW

BUCKET HYDRAULIC PUMP LINES

T-36218

BUCKET HYDRAULIC PUMP LINES

ITEM	PART NO.	QTY.	DESCRIPTION
1	-----	1	PUMP (See LOADER PUMP AND DRIVE)
2	70625799	1	ADAPTER, suction tube
3	70035061	2	CAPSCREW, 1/2"NC x 1-1/4"
4	70012871	2	CAPSCREW, 1/2"NC x 2-3/4"
	70904208	4	LOCKWASHER, 1/2"
5	73019275	1	GASKET, suction tube adapter
6	70623234	3	HOSE, suction tube (2" I. D. x 4-1/2")
	70921913	12	CLAMP, hose, 1-13/16" to 2-3/4"
7	70625797	1	TUBE, suction, pump to tank, front section
8	70625992	1	TUBE, suction, pump to tank, center section
9	70625973	1	TUBE, suction, pump to tank, rear section
10	70626266	1	HOSE, suction tube (2-1/2" I. D. x 4-1/2")
	70921915	4	CLAMP, hose, 2-13/16" to 3-3/4"
11	70626179	1	HOSE ASSEMBLY, pressure, pump to tank (See HOSE PARTS) (Used prior to loader #23003)
	70635223	1	HOSE ASSEMBLY, pressure, pump to tank (See HOSE PARTS) (Effective with loader #23003)
	70921118	2	FLANGE, split, #24 (half only)
12	70035061	4	CAPSCREW, 1/2"NC x 1-1/4"
	70904208	4	LOCKWASHER, 1/2"
13	70924193	1	O-RING, pressure hose
14	73012545	1	CLAMP, hose, suction tube
15	70070469	1	CAPSCREW, 1/2"NF x 1-1/4"
	70904208	1	LOCKWASHER, 1/2"
	70910244	1	WASHER, plain, SAE std., 1/2"
			} Also attaches starter to-ground strap
16	73024424	4	CLAMP, pressure hose
17	70070469	1	CAPSCREW, 1/2"NF x 1-1/4"
17A	70070467	1	CAPSCREW, 1/2"NF x 1" (Early units)
	70035221	1	CAPSCREW, 1/2"NC x 1" (Late units)
18	70035220	1	CAPSCREW, 1/2"NC x 1-1/8"
	70904208	3	LOCKWASHER, 1/2"
	70910244	3	WASHER, plain, SAE std., 1/2"
19	70053096	1	CLAMP, pressure hose
20	70035220	1	CAPSCREW, 1/2"NC x 1-1/8"
	70904208	1	LOCKWASHER, 1/2"
	70910244	1	WASHER, plain, SAE std., 1/2"



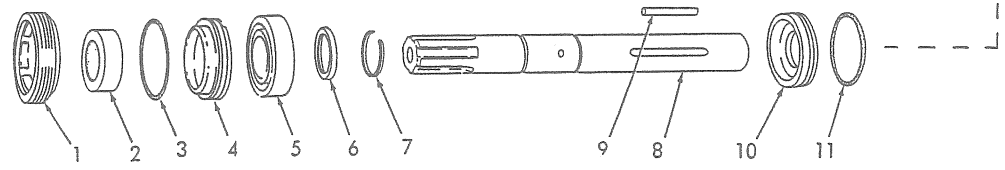
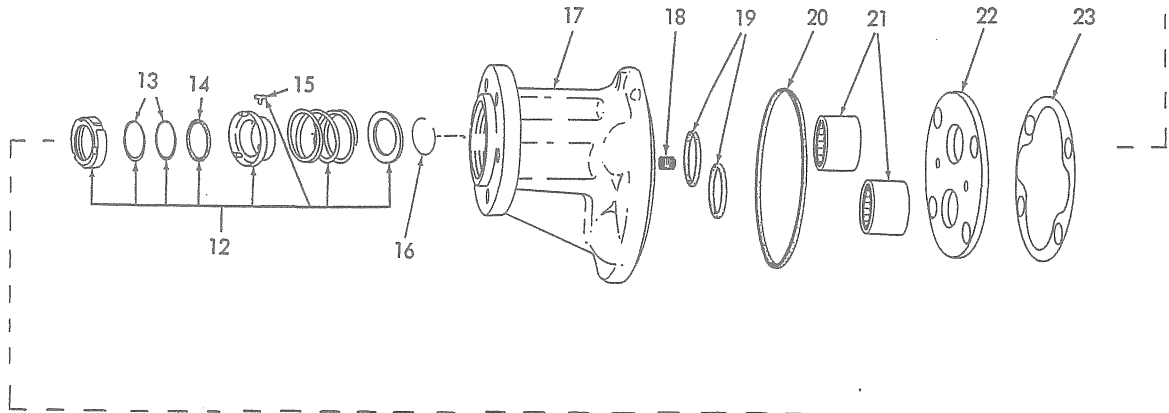
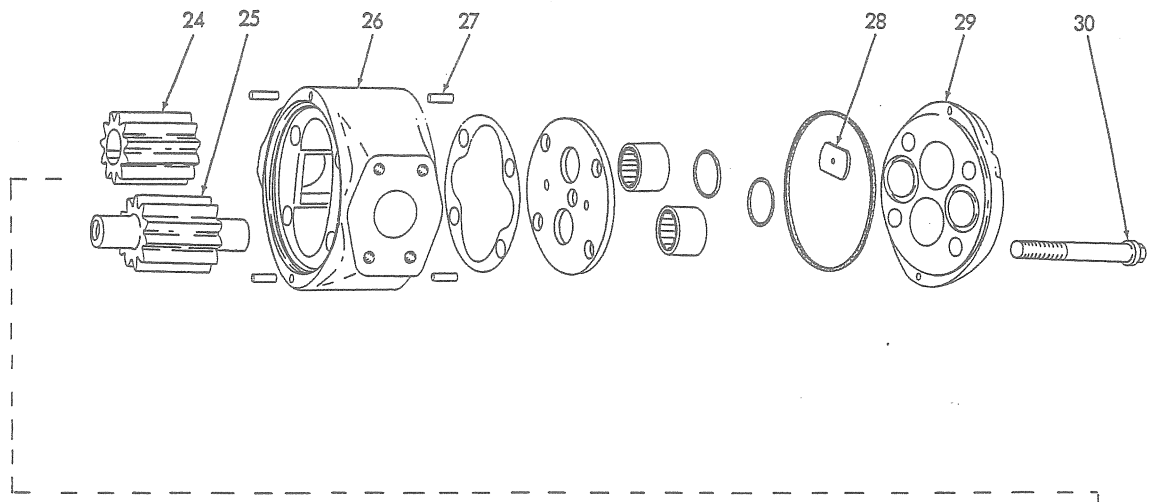
* Loaders prior to serial No. 23505
 ** Loaders serial No. 23505 thru 24796
 *** Loaders serial No. 24797 and up

ITEM	PART NO.	QUANTITY			DESCRIPTION	
		*	**	***		
1	73029952	1	-	-	PUMP ASSEMBLY (See page 315 for parts)(Order PUMP ASSY. 70655190, ADAPTER 70627982 and 6 CAPSCREWS 70035439)	See page 316 for parts
	70627981	-	1	-	PUMP ASSEMBLY (Standard)(Order PUMP ASSY. 70655190 and 6 CAPSCREWS 70035439)	
	70647427	-	1	-	PUMP ASSEMBLY (Special. For use with phosphate-ester hydraulic fluid)(Order PUMP ASSEMBLY 70653709 and 6 CAPSCREWS 70035439)	
	70655190	-	-	1	PUMP ASSEMBLY (Standard)	See page 317 for parts
	70653709	-	-	1	PUMP ASSEMBLY (Special. For use with phosphate-ester hydraulic fluid)	
2	70056590	6	6	-	CAPSCREW, 3/8"NF x 1-5/8"	
	70035439	-	-	6	CAPSCREW, 3/8"NC x 1"	
	70904206	6	6	-	LOCKWASHER, 3/8"	
	70911041	6	6	-	NUT, 3/8"NF	

(Continued)

BUCKET PUMP AND DRIVE (Continued)

ITEM	PART NO.	QUANTITY			DESCRIPTION
		*	**	***	
3	70624120	1	1	1	BRACKET ASSEMBLY, pump mounting (Includes item 6)
4	70035190	2	2	2	CAPSCREW, 1/2"NC x 1-1/2"
5	70088356	2	2	2	CAPSCREW, 1/2"NC x 6-1/4"
	70904208	4	4	4	LOCKWASHER, 1/2"
6	70087689	2	2	2	PIN, dowel
7	70625881	1	-	-	ADAPTER, drive coupling
	70627982	-	1	1	ADAPTER, drive coupling
8	70625882	1	1	1	COUPLING, drive
	70916311	6	6	6	CAPSCREW, 1/2"NC x 1-1/4"
	70904208	6	6	6	LOCKWASHER, 1/2"



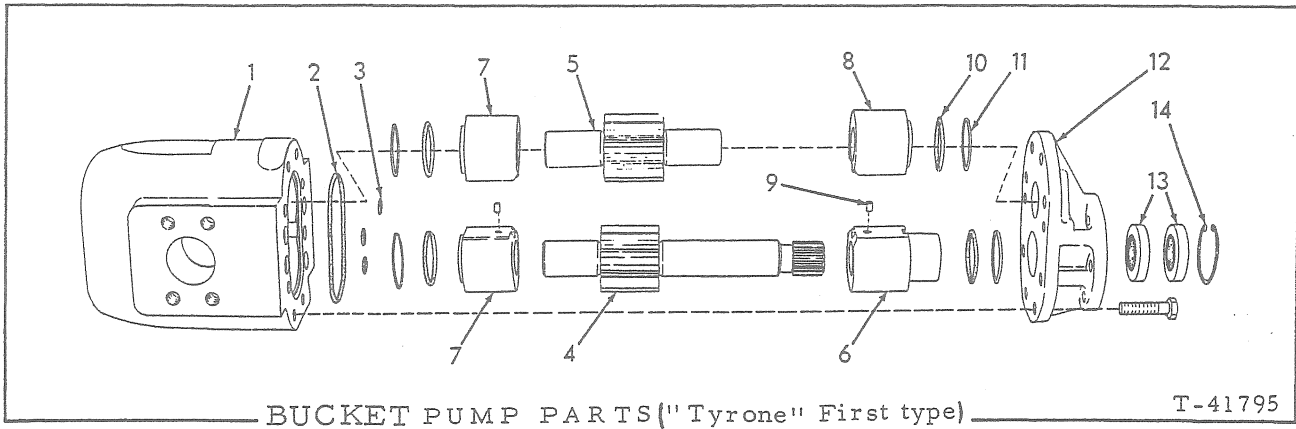
BUCKET PUMP ASSEMBLY 73029952 ("Hydreco")

T-36220

BUCKET PUMP ASSEMBLY 73029952 ("Hydreco")

USAGE: See page 312

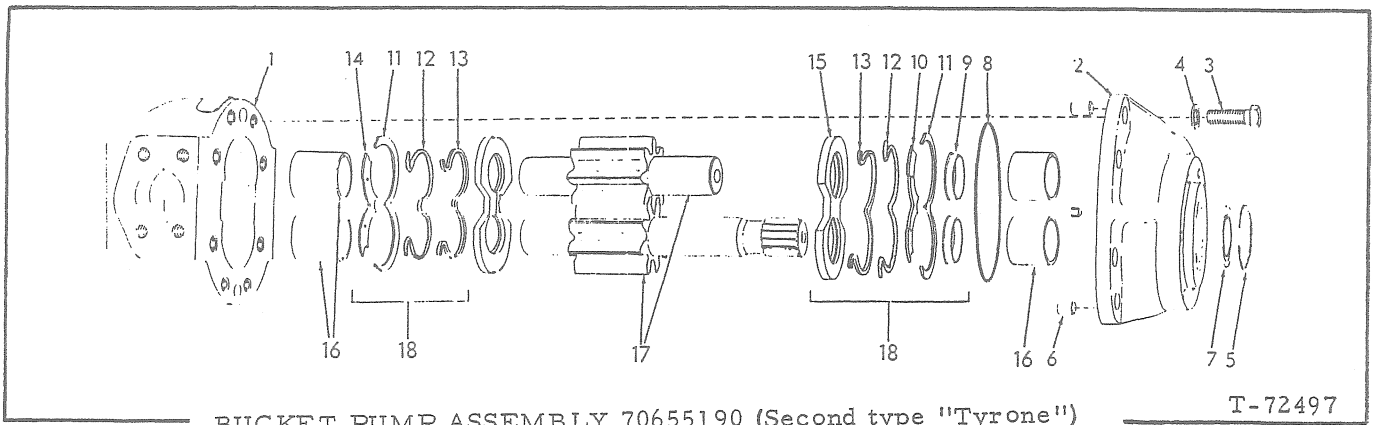
ITEM	PART NO.	QTY.	DESCRIPTION
1	73025024	1	NUT, retaining, drive shaft
2	73028740	1	SEAL, drive shaft
3	70923573	1	O-RING, retainer
4	73025011	1	RETAINER, drive shaft seal
5	73025009	1	BEARING, ball, drive shaft
6	73025008	1	RETAINER, bearing
7	73025028	1	RING, snap, bearing retainer
8	73031199	1	SHAFT, drive
9	73025029	1	KEY, straight
10	73025007	1	SEAT, drive shaft seal
11	70923572	1	O-RING, seal seat
12	73031200	1	SEAL ASSEMBLY, drive shaft (Includes items 13 thru 15)
13	73031202	2	RING, back-up, drive shaft
14	70923567	1	O-RING, drive shaft seal
15	73031173	1	PIN, seal locating
16	73003689	1	RING, snap, drive shaft
17	73025004	1	COVER ASSEMBLY, adapting (Includes item 18)
18	73035201	1	VALVE ASSEMBLY, check (Serviced only as a unit)
19	70923813	4	O-RING, pump housing (small)
20	70923591	2	O-RING, pump housing (large)
21	73025030	4	BEARING, roller
22	73025018	2	PLATE, wear
23	73003691	-	GASKET, shimming (.001" thick. Use as req'd)
	73003692	-	GASKET, shimming (.002" thick. Use as req'd)
24	73025020	1	GEAR, drive
25	73003004	1	GEAR, driven
26	73025019	1	HOUSING, pump
27	73015658	4	PIN, dowel, pump housing (hollow)
28	73025031	1	WASHER, thrust, drive shaft
29	73025021	1	COVER, housing
30	73003010	4	CAPSCREW



USAGE: See page 312

* PUMP ASSEMBLY 70627981 (Standard)
 ** PUMP ASSEMBLY 70647427 (Special)

ITEM	PART NO.	QTY.		DESCRIPTION	
		*	**		
1	70637311	1	1	BODY, pump	
2	70637294	1	-	O-RING, pump body (large)	} Not serviced separately. Order item 15.
	70647424	-	1	O-RING, pump body (large)	
3	70637299	3	-	O-RING, pump body (small)	
	70647426	-	3	O-RING, pump body (small)	
4	-----	1	1	SHAFT AND GEAR, drive	
5	-----	1	1	SHAFT AND GEAR, driven	
6	-----	1	1	BUSHING, drive shaft	
7	-----	2	2	BUSHING, shaft	
8	-----	1	1	BUSHING, driven shaft	
9	70923143	2	2	PIN, dowel, bushing (1/4" x 5/16")	
10	70637297	4	-	O-RING, bushing	
	70647425	-	4	O-RING, bushing	
11	70637303	4	4	RING, back-up, bushing o-ring	
12	70637305	1	1	FLANGE, adapting	
	70916395	8	8	CAPSCREW, 7/16"NF x 1-1/4"	
13	70637304	2	-	SEAL, drive shaft and gear	
	70647423	-	2	SEAL, drive shaft and gear	
14	70637302	1	1	RING, snap, seal retaining	
15	70645098	1	-	REPAIR KIT (Includes items 2 thru 11 and 13)	} (Not illustrated)
	70647428	-	1	REPAIR KIT (Includes items 2 thru 11 and 13)	



BUCKET PUMP ASSEMBLY 70655190 (Second type "Tyrone")

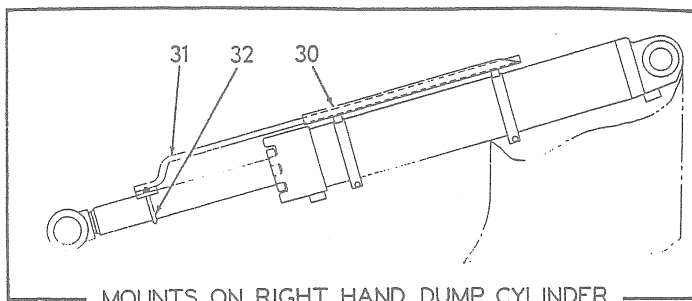
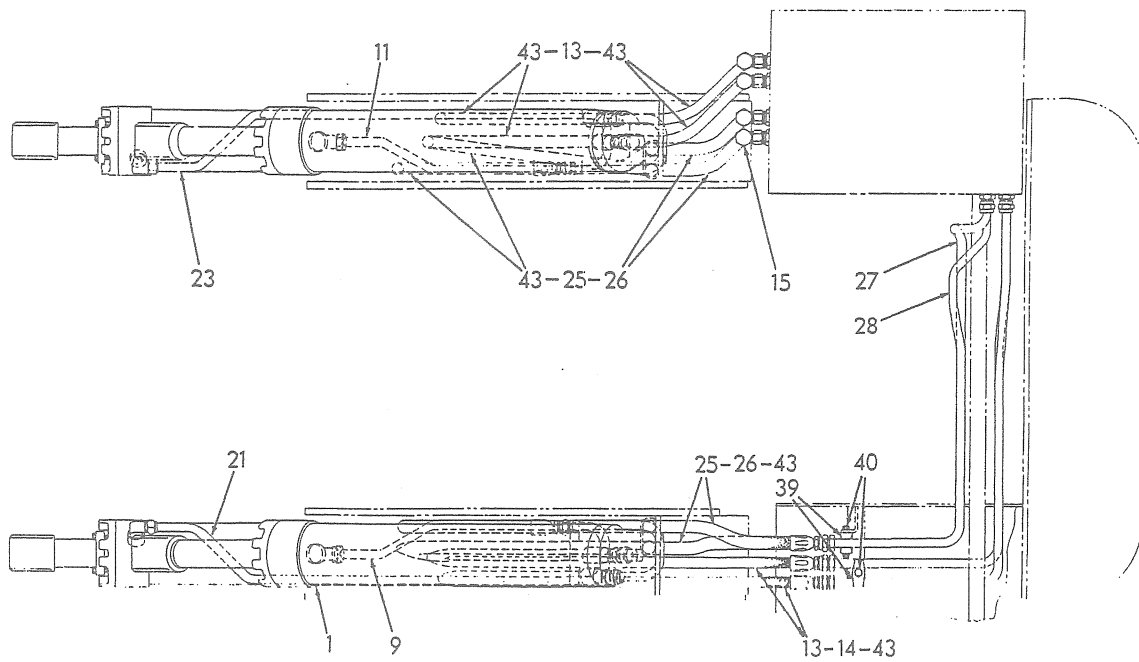
T-72497

* Pumps prior to serial No. 118512

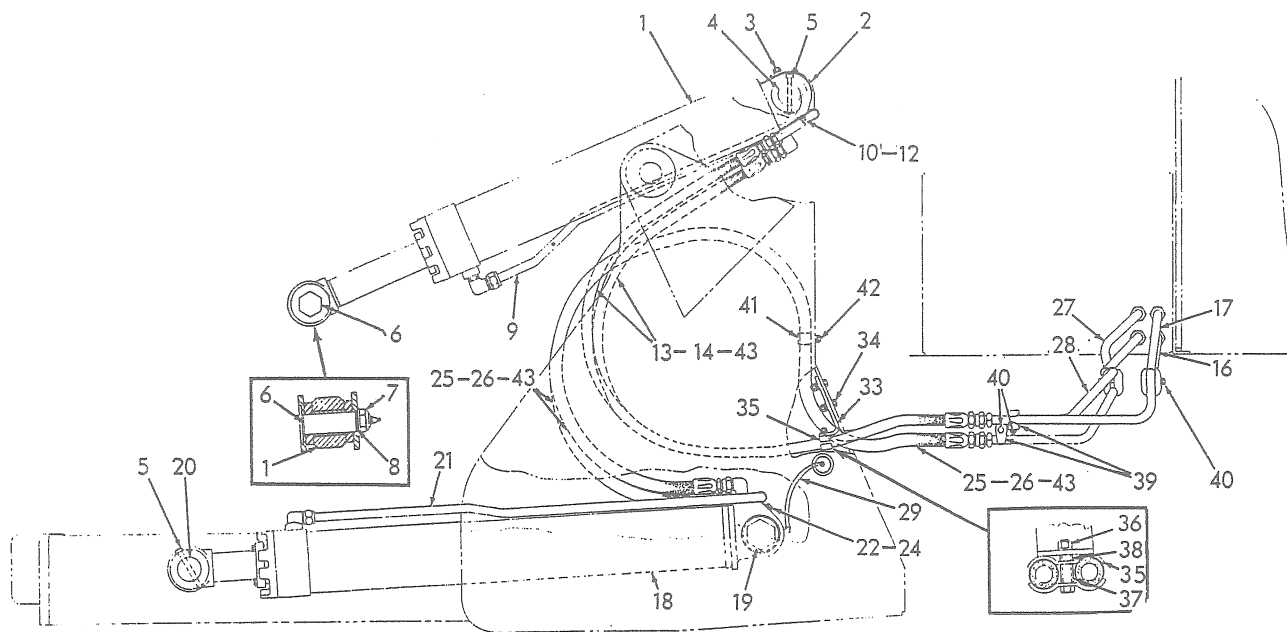
** Pumps serial No. 118512 and up.

ITEM	PART NO.	QTY.		DESCRIPTION
		*	**	
1	70655334	1	1	BODY ASSEMBLY (Includes bushings and BALL indented below)
	70915906	1	1	BALL, steel, 3/16" diam.
2	70655371	1	1	FLANGE ASSEMBLY (Includes bushings and PLUG indented below)
	70910231	1	1	PLUG, pipe, hex-socket, 1/8" NPT
3	70035061	8	8	CAPSCREW, 1/2" NC x 1-1/4"
4	70651109	8	8	WASHER, plain
5	70194166	1	1	RING, snap
6	70194132	2	2	PIN, dowel, pump body
7	70194165	1	1	□ SEAL, oil
8	70925655	1	1	□ O-RING, mounting flange
9	70659716	2	-	□ RING, mounting flange (steel)
	70664694	-	2	RING, mounting flange (steel)
10	70196775	1	-	□ PLATE, isolation
	70665098	-	1	PLATE, isolation
11	70651108	2	-	□ RETAINER, sealing ring (nylon)
	70665099	-	2	RETAINER, sealing ring (nylon)
12	70194161	2	-	□ RING, sealing (rubber)
	70665097	-	2	RING, sealing (rubber)
13	70651105	2	-	□ RING, back-up (teflon)
	70665096	-	2	RING, back-up (teflon)
14	70659714	1	-	□ PLATE, isolation
	70665095	-	1	PLATE, isolation
15	70658241	2	2	□ PLATE, wear
16	70656741	4	4	□ BUSHING
17	70659445	1	1	GEAR KIT (Consists of 2 matched gears)
18	70665141	-	1	SEAL KIT (Consists of items 9 thru 14; includes full set for both sides)
19	70659457	1	-	REPAIR KIT (Includes items 7 thru 16. Not illustrated)

□ Indicates components of item 19



MOUNTS ON RIGHT HAND DUMP CYLINDER



BUCKET HYDRAULIC CYLINDERS AND PIPING (First type)

BUCKET HYDRAULIC CYLINDERS AND PIPING

USAGE: Loaders prior to serial No. 23003

* Loaders prior to serial No. 22297

** Loaders serial No. 22297 and up

ITEM	PART NO.	QTY.	DESCRIPTION
		* **	
1	70625815	2 -	CYLINDER ASSY., dump (See page 323 for parts) (Used prior to loader #22290, excluding #22222 and #22255)
	70627006	2 2	CYLINDER ASSY., dump (See page 325 for parts) (Effective with loader #22290, including #22222 and #22255)
2	70627009	2 2	SHIELD, grease, dump cylinder (Effective with loader #22290, including #22222 and #22255)
3	70035244	2 2	CAPSCREW, 3/8"NC x 3/4"
	70904206	2 2	LOCKWASHER, 3/8"
4	70668505	2 2	PIN, pivot, upper, dump cylinder
4A	70635412	8 8	SHIM, dump cylinder pivot (.036")
	70669016	8 8	SHIM, dump cylinder pivot (.075")
5	73001622	4 4	PIN, lock, cylinder pivot
	70900806	4 4	PIN, cotter, 1/8" x 1"
6	70625756	2 2	PIN, pivot, lower, dump cylinder
	70914465	2 2	FITTING, lubricating, straight, 1/8"NPT
7	73024182	2 2	WASHER, plain
	70921140	2 2	NUT, elastic stop, 1-1/4"NF
8	70625757	- -	SHIM, pin adjustment (.0359" thick. Use as req'd)
9	70625814	1 1	TUBE ASSY., dump cylinder, left (Includes nuts, sleeve and clip)
	70919269	1 1	ELBOW, flare type, 3/4" tube, 3/4"NPT male
10	70036032	1 -	CAPSCREW, 3/8"NF x 3/4" (Early units)
	70915408	1 1	CAPSCREW, 3/8"NC x 3/4" (Late units)
	70904206	1 1	LOCKWASHER, 3/8"
	70911115	1 1	WASHER, plain, SAE std., 3/8"
11	70625813	1 1	TUBE ASSY., dump cylinder, right (Includes nuts, sleeve and clip)
	70919269	1 1	ELBOW, flare type, 3/4" tube, 3/4"NPT male
12	70036032	1 -	CAPSCREW, 3/8"NF x 3/4" (Early units)
	70915408	1 1	CAPSCREW, 3/8"NC x 3/4" (Late units)
	70904206	1 1	LOCKWASHER, 3/8"
	70911115	1 1	WASHER, plain, SAE std., 3/8"
13	70625835	4 -	HOSE ASSY., dump cylinder (Includes item 14. Also see HOSE PARTS)
	70648514	- 4	HOSE, dump cylinder (wire braid type. Includes item 14. Also see HOSE PARTS)
	70919269	2 2	ELBOW, flare type, 3/4" tube, 3/4"NPT male
14	-----	4 -	GUARD, hose protecting (48-1/2" long. Order item 43)
	-----	- 4	GUARD, hose protecting (54" long. Order item 43)

} Use as required
} Not illustrated

(Continued)

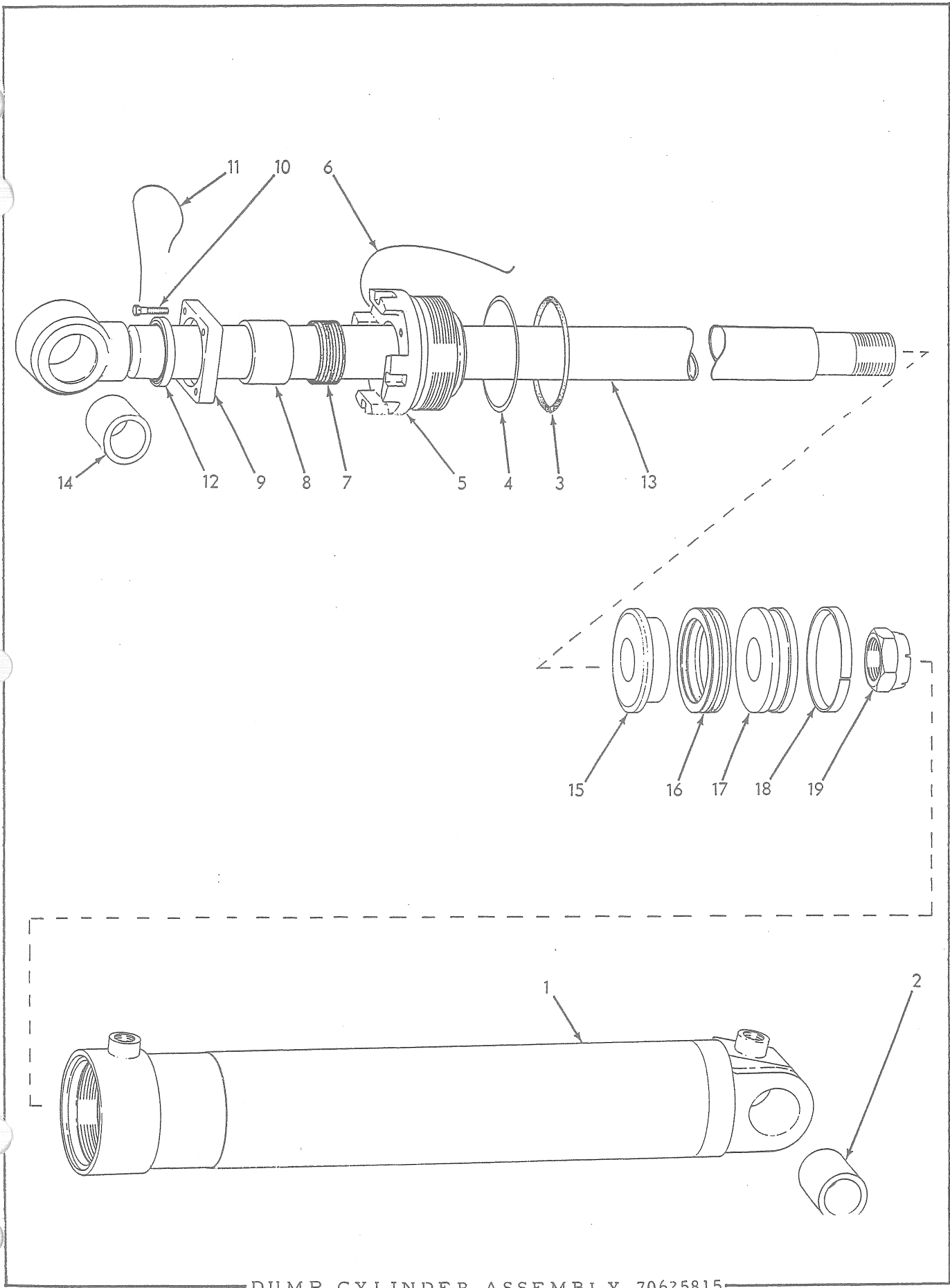
BUCKET HYDRAULIC CYLINDERS AND PIPING (Continued)

ITEM	PART NO.	QTY.		DESCRIPTION
		*	**	
15	70625793	4	4	ELBOW, swivel, dump cylinder hose (90°)
16	70625980	1	1	TUBE ASSEMBLY, dump, left dump cylinder (Includes nuts)
17	70625978	1	1	TUBE ASSEMBLY, retracting, left dump cylinder (Includes nuts)
18	70625945	1	1	CYLINDER ASSEMBLY, lift, left (See page 327 for parts)
	70625946	1	1	CYLINDER ASSEMBLY, lift, right (See page 327 for parts)
	70914465	2	2	FITTING, lubricating, straight, 1/8"NPT
19	70625755	2	2	PIN, pivot, rear, lift cylinder
20	70625753	2	2	PIN, pivot, front, lift cylinder
21	70625941	1	1	TUBE ASSEMBLY, lift cylinder, left (Includes nuts, sleeve and clip)
22	70919269	1	1	ELBOW, flare type, 3/4" tube, 3/4"NPT male
	70036032	1	1	CAPSCREW, 3/8"NF x 3/4"
	70904206	1	1	LOCKWASHER, 3/8"
	70911115	1	1	WASHER, plain, SAE std., 3/8"
23	70625942	1	1	TUBE ASSEMBLY, lift cylinder, right (Includes nuts, sleeve and clip)
24	70919269	1	1	ELBOW, flare type, 3/4" tube, 3/4"NPT male
	70036032	1	1	CAPSCREW, 3/8"NF x 3/4"
	70904206	1	1	LOCKWASHER, 3/8"
	70911115	1	1	WASHER, plain, SAE std., 3/8"
25	70625836	4	-	HOSE ASSEMBLY, lift cylinder (Includes item 26. Also see HOSE PARTS)
	70648155	-	4	HOSE, lift cylinder (Includes item 26. Also see HOSE PARTS)
	70919269	2	2	ELBOW, flare type, 3/4" tube, 3/4"NPT male
26	-----	4	-	GUARD, hose protecting (45" long. Order item 43)
	-----	-	4	GUARD, hose protecting (64" long. Order item 43)
27	70625977	1	1	TUBE ASSEMBLY, raise, left lift cylinder (Includes nuts)
28	70625979	1	1	TUBE ASSEMBLY, lowering, left lift cylinder (Includes nuts)
29	70666889	2	2	HOSE, lubricating, lift cylinder
	70915399	2	2	ELBOW, street, brass, 90°, 1/8"NPT
	70911036	2	2	NUT, jam, 5/8"NC
	70915275	2	2	FITTING, lubricating, 65°, 1/8"NPT
30	70625692	1	-	TUBE, supporting, rod indicator (Used prior to loader #22290, excluding #22222 and #22255)
	70627044	1	1	TUBE, supporting, rod indicator (Effective with loader #22290, including #22222 and #22255)
	70920622	2	2	CAPSCREW, 5/16"NF x 1"
	70904205	2	2	LOCKWASHER, 5/16"
	70913636	2	2	NUT, 5/16"NF

(Continued)

BUCKET HYDRAULIC CYLINDERS AND PIPING (Continued)

ITEM	PART NO.	QTY.		DESCRIPTION
		*	**	
31	70625687	1	1	ROD, level indicator
32	70625693	1	1	U-BOLT, 5/16"NC
	70904205	2	2	LOCKWASHER, 5/16"
	70911025	2	2	NUT, 5/16"NC
33	70625794	2	2	PLATE, clamp supporting
34	70012992	4	4	CAPSCREW, 3/8"NF x 1-1/4"
	70911115	4	4	WASHER, plain, SAE std., 3/8"
	70904206	4	4	LOCKWASHER, 3/8"
	70911041	4	4	NUT, 3/8"NF
35	73016323	4	-	CLAMP, hose, dump cylinder (half only)
	70626370	-	4	CLAMP, hose, dump cylinder (half only)
36	70099575	2	2	CAPSCREW, 3/8"NF x 2-1/4"
	70904206	2	2	LOCKWASHER, 3/8"
	70911041	2	2	NUT, 3/8"NF
37	70625791	2	-	SPACER, hose clamp (long)
	70626371	-	2	SPACER, hose clamp (long)
38	70625792	2	2	SPACER, hose clamp (short)
39	70625796	8	8	CLAMP, tube supporting (half only)
40	70045174	4	4	CAPSCREW, 3/8"NF x 2-1/2"
	70904206	4	4	LOCKWASHER, 3/8"
	70911041	2	2	NUT, 3/8"NF
41	70624955	2	-	CLAMP, hose, lift cylinder
	70626326	-	2	CLAMP, hose, lift cylinder
42	70012992	2	2	CAPSCREW, 3/8"NF x 1-1/4"
	70904206	2	2	LOCKWASHER, 3/8"
43	73023140	1	-	GUARD, hose, 3/4" x 14 ft. roll (Use as req'd)
	73016477	-	1	GUARD, hose, 1-1/4" x 14 ft. roll (Use as req'd)



DUMP CYLINDER ASSEMBLY 70625815

BUCKET HYDRAULIC DUMP CYLINDER 70625815

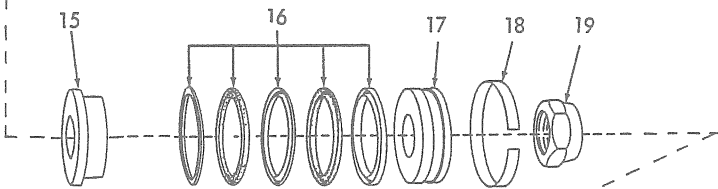
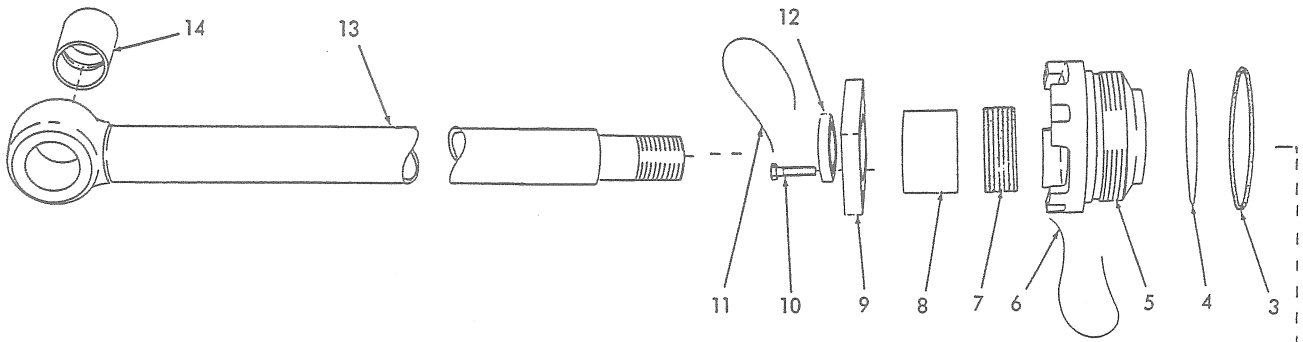
USAGE: See page 319

ITEM PART NO. QTY. DESCRIPTION

NOTE: Quantities indicated are for one (1) cylinder only

1	70636547	1	TUBE ASSEMBLY, cylinder (Includes item 2)
2	73022617	1	BUSHING, cylinder pivot
3	70924784	1	<input type="checkbox"/> O-RING, cylinder head
4	73013388	1	<input type="checkbox"/> RING, back-up
5	73017499	1	HEAD, cylinder
6	70023756	1	WIRE, locking, 1/16" x 26"
7	70626182	1	<input type="checkbox"/> PACKING SET, rod
8	73016601	1	<input type="checkbox"/> BEARING, rod packing
9	73016405	1	PLATE, end
10	70033182	4	<input type="checkbox"/> CAPSCREW, drilled-hd., 3/8"NC x 1-1/2"
11	70023756	1	<input type="checkbox"/> WIRE, locking, 1/16" x 26"
12	73001538	1	<input type="checkbox"/> SEAL, piston rod wiping
13	70625817	1	ROD ASSEMBLY, piston (Includes item 14)
14	70625725	1	BUSHING, piston rod
15	73017469	1	PISTON, front
16	73013377	1	<input type="checkbox"/> PACKING SET, piston
17	70625816	1	PISTON, rear
18	73013392	1	<input type="checkbox"/> RING, bearing
19	73017556	1	NUT, lock, piston rod
20	73019675	-	CYLINDER KIT, dump (Includes parts for one (1) cylinder only; items 3, 4, 7, 8, 10, 11, 12, 16 and 18) (Not Illustrated)

Indicates component of item 20



DUMP CYLINDER ASSEMBLY 70627006

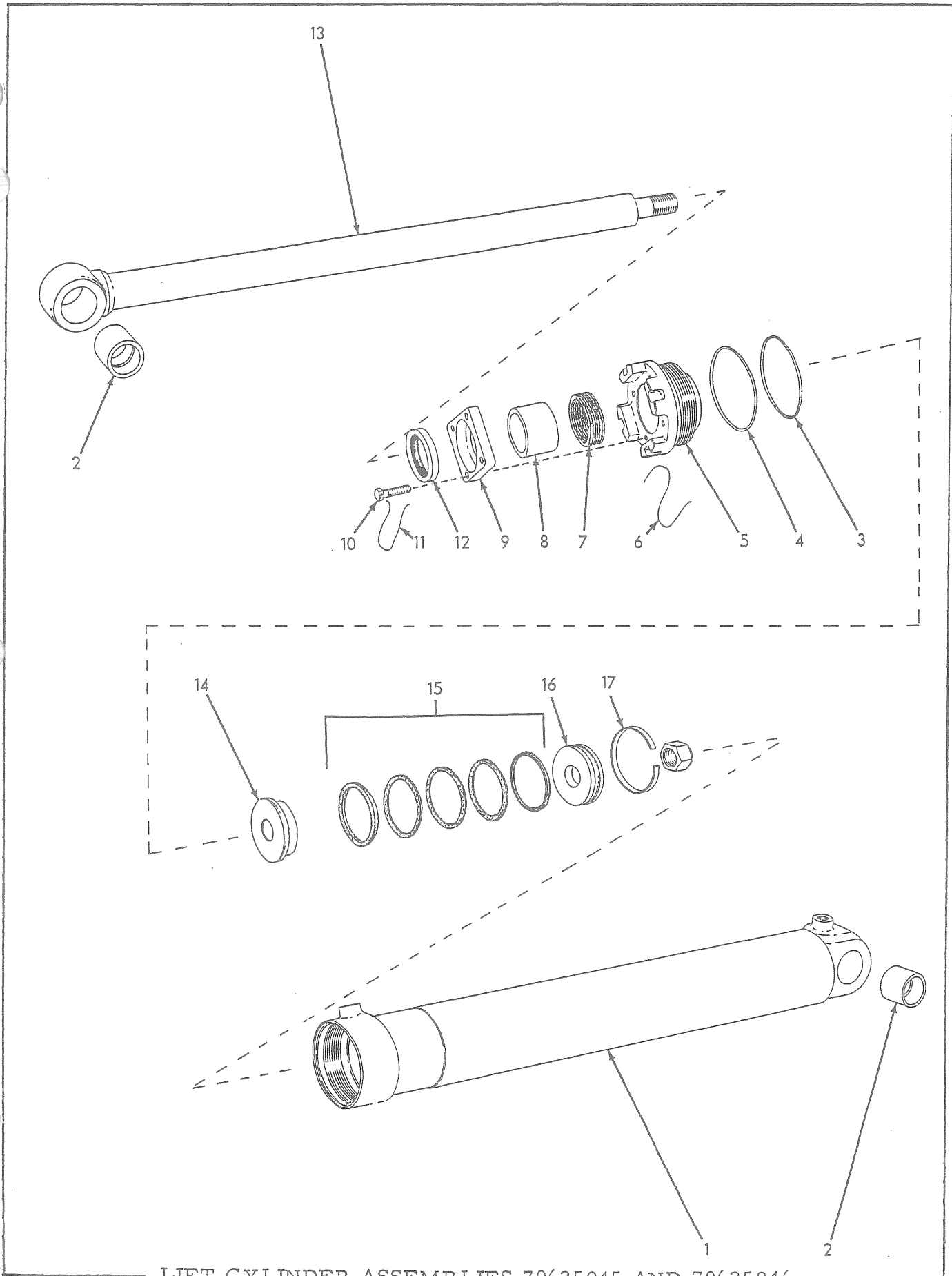
DUMP CYLINDER ASSEMBLY 70627006

USAGE: See page 319

ITEM PART NO. QTY. DESCRIPTION

NOTE: Quantities indicated are for one (1) cylinder only

1	70627005	1	TUBE ASSEMBLY, cylinder (Includes item 2)
2	73022617	1	BUSHING, cylinder pivot
3	70924732	1	O-RING, cylinder head
4	73016306	1	RING, back-up
5	70627001	1	HEAD, cylinder
6	70023756	1	WIRE, locking, 1/16" x 26"
7	70626182	1	PACKING SET, rod
8	73016601	1	BEARING, rod packing
9	73016405	1	PLATE, end
10	70033182	4	CAPSCREW, drilled-hd., 3/8"NC x 1-1/2"
11	70023756	1	WIRE, locking, 1/16" x 26"
12	73001538	1	SEAL, piston rod wiping
13	70625817	1	ROD ASSEMBLY, piston (Includes item 14)
14	70625725	1	BUSHING, piston rod
15	70626977	1	PISTON, front
16	73001472	1	PACKING SET, piston
17	70626998	1	PISTON, rear
18	73001481	1	RING, bearing
19	70925761	1	NUT, lock, piston rod



LIFT CYLINDER ASSEMBLIES 70625945 AND 70625946

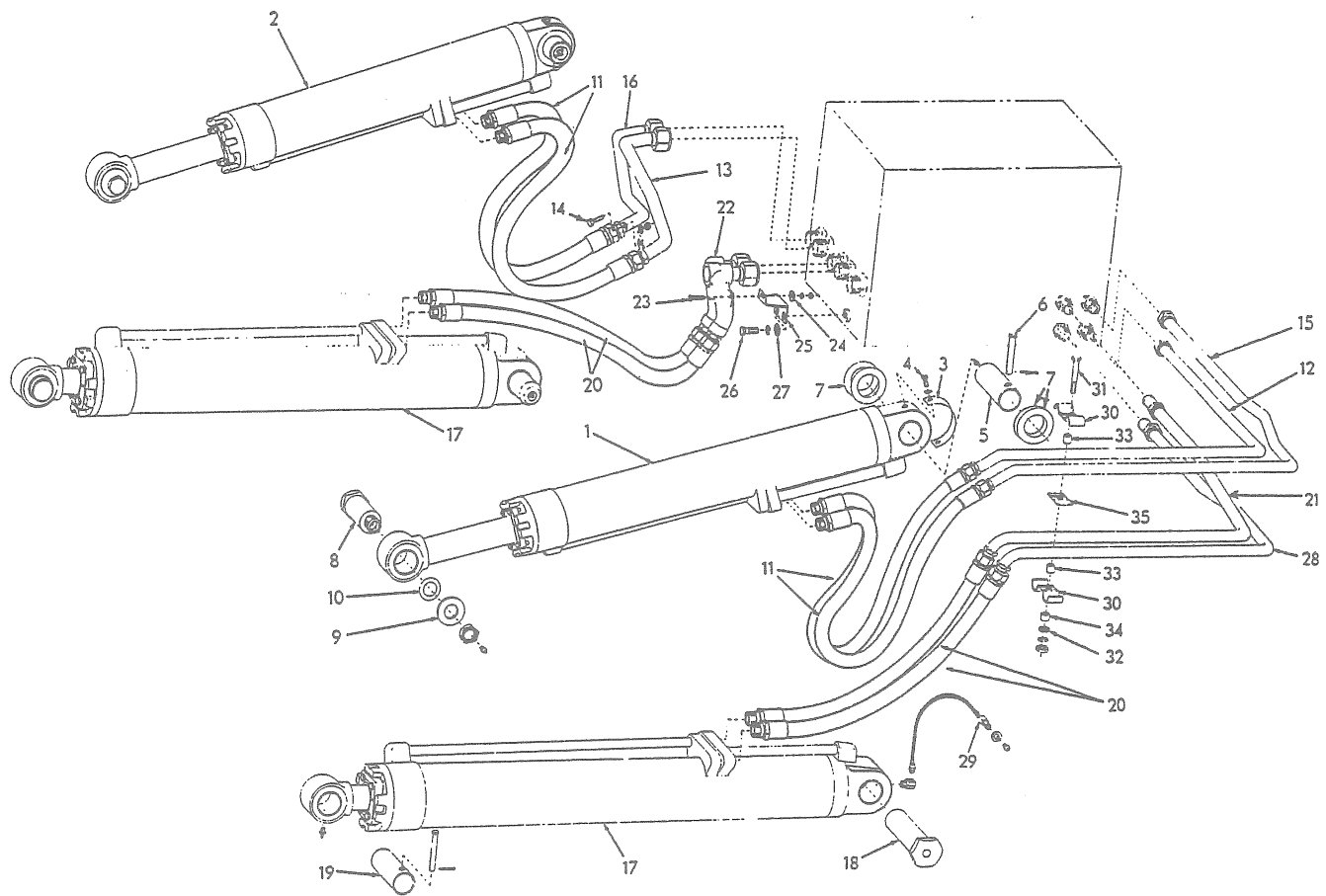
LIFT CYLINDER ASSEMBLIES 70625945 and 70625946

USAGE: See page 319

ITEM PART NO. QTY. DESCRIPTION

NOTE: Quantities indicated are for one (1) cylinder only

1	70625933	1	TUBE ASSEMBLY, cylinder, left (Includes item 2)
	70625934	1	TUBE ASSEMBLY, cylinder, right (Includes item 2)
2	73001066	4	BUSHING, cylinder pivot
3	70924784	1	O-RING, cylinder head
4	73013388	1	RING, back-up
5	73017499	1	HEAD, cylinder
6	70023756	1	WIRE, locking, 1/16" x 26"
7	70626182	1	PACKING SET, rod
8	73016601	1	BEARING, rod packing
9	73016405	1	PLATE, end
10	70033182	4	CAPSCREW, drilled-hd., 3/8"NC x 1-1/2"
11	70023756	1	WIRE, locking, 1/16" x 26"
12	73001538	1	SEAL, piston rod wiping
13	70625943	1	ROD ASSEMBLY, piston (Includes item 2)
	70917778	1	NUT, elastic stop, 1-1/2"NF
14	73013390	1	PISTON, front
15	73013377	1	PACKING SET, piston
16	73013391	1	PISTON, rear
17	73013392	1	RING, bearing



BUCKET HYDRAULIC CYLINDERS AND PIPING (Second type)

BUCKET HYDRAULIC CYLINDERS AND PIPING

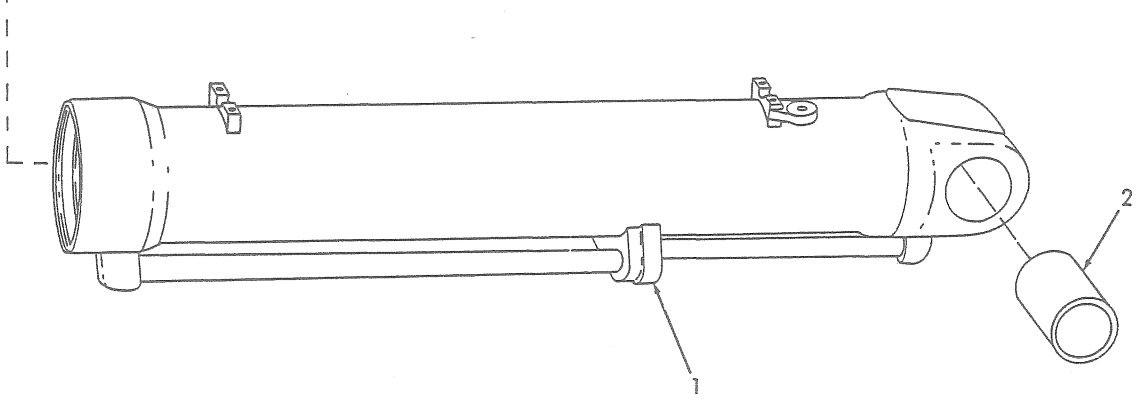
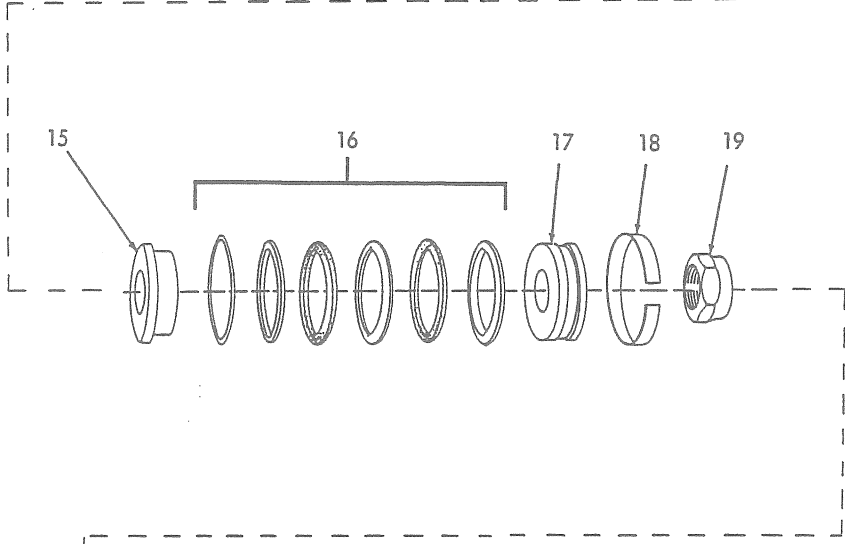
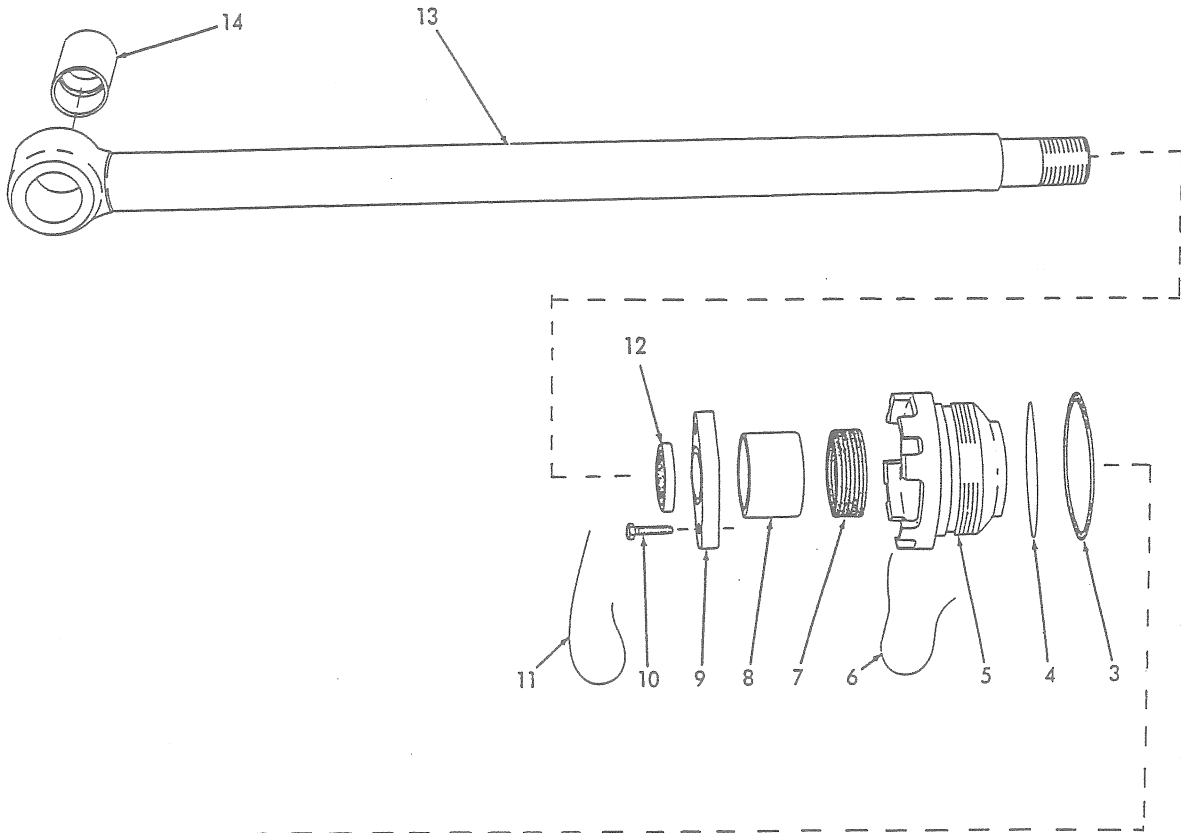
USAGE: Effective with loaders serial No. 23003

ITEM	PART NO.	QTY.	DESCRIPTION
1	70635237	1	CYLINDER ASSEMBLY, dump, left (See page 333 for parts)
2	70635238	1	CYLINDER ASSEMBLY, dump, right (See page 333 for parts)
3	70627009	2	SHIELD, grease, dump cylinder
4	70035244	4	CAPSCREW, 3/8"NC x 3/4"
	70904206	4	LOCKWASHER, 3/8"
5	70625751	2	PIN, pivot, upper, dump cylinder
	70914465	2	FITTING, lubricating, straight, 1/8"NPT
6	73001622	4	PIN, lock, cylinder pivot
	70900806	4	PIN, cotter, 1/8" x 1"
7	{ 70635412	8	SHIM, dump cylinder pivot (.036") } Use as required
	{ 70669016	8	
8	70625756	2	PIN, pivot, lower, dump cylinder
	70914465	2	FITTING, lubricating, straight, 1/8"NPT
9	73024182	2	WASHER, plain
	70921140	2	NUT, elastic stop, 1-1/4"NF
10	70625757	-	SHIM, pin adjustment (.0359" thick. Use as req'd)
11	70646208	4	HOSE, dump cylinder (See HOSE PARTS)
12	70635218	1	TUBE ASSEMBLY, dump, left dump cylinder (Includes nuts)
13	70635214	1	TUBE ASSEMBLY, dump, right dump cylinder (Includes nuts)
14	70035167	1	CAPSCREW, 3/8"NF x 7/8"
	70904206	1	LOCKWASHER, 3/8"
	70911041	1	NUT, 3/8"NF
15	70635216	1	TUBE ASSEMBLY, retracting, left dump cylinder (Includes nuts)
16	70635243	1	TUBE ASSEMBLY, retracting, right dump cylinder (Includes nuts)
17	{ 70635163	1	CYLINDER ASSEMBLY, lift, left (See page 335 for parts)
	{ 70635164	1	
	70914465	2	FITTING, lubricating, straight, 1/8"NPT
18	70625755	2	PIN, pivot, rear, lift cylinder
19	70625753	2	PIN, pivot, front, lift cylinder
20	70646209	4	HOSE, lift cylinder (See HOSE PARTS)
	70919246	2	CONNECTOR, flare type, 1" tube, 3/4"NPT male
21	70635219	1	TUBE ASSEMBLY, raise, left lift cylinder (Includes nuts)
22	70635220	1	MANIFOLD ASSEMBLY, lift cylinder hose, right side (Includes nuts)(See page 397 for special manifold used with Hydro-Pneumatic Accumulator)
23	70012992	1	CAPSCREW, 3/8"NF x 1-1/4"
24	70044973	1	WASHER, plain
	70904206	1	LOCKWASHER, 3/8"
	70911041	1	NUT, 3/8"NF

(Continued)

BUCKET HYDRAULIC CYLINDERS AND PIPING (Continued)

ITEM	PART NO.	QTY.	DESCRIPTION
25	70635226	1	ANGLE, supporting, manifold
26	70035525	2	CAPSCREW, 1/2"NF x 1-1/8"
	70904208	2	LOCKWASHER, 1/2"
27	70064531	2	WASHER, plain
28	70635217	1	TUBE ASSEMBLY, lowering, left lift cylinder (Includes nuts)
29	70666889	2	HOSE, lubricating, lift cylinder
	70915399	2	ELBOW, street, brass, 90°, 1/8"NPT
	70911049	2	NUT, jam, 5/8"NC
	70914465	2	FITTING, lubricating, straight, 1/8"NPT
30	70635229	4	CLAMP, tube supporting (half only)
31	70082013	2	CAPSCREW, 3/8"NC x 3-1/4"
32	70044973	2	WASHER, plain
	70904206	2	LOCKWASHER, 3/8"
	70911026	2	NUT, 3/8"NC
33	70083849	4	SPACER, tube clamp (long)
34	70635231	2	SPACER, tube clamp (short)
35	70635230	2	SPACER, tube



DUMP CYLINDER ASSEMBLIES 70635237 AND 70635238

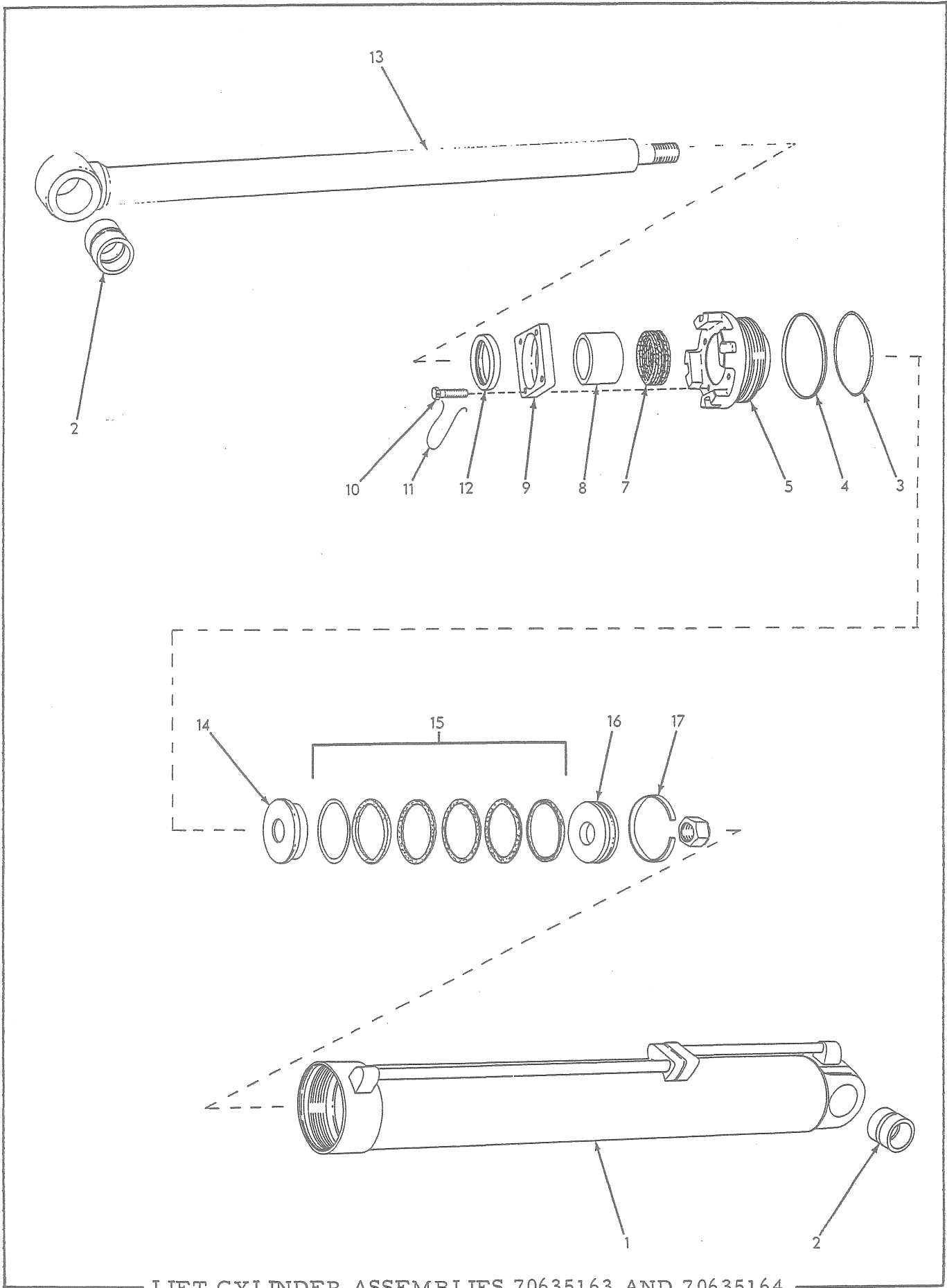
DUMP CYLINDER ASSEMBLIES 70635237 and 70635238

USAGE: See page 329

ITEM PART NO. QTY. DESCRIPTION

NOTE: Quantities indicated are for one (1) cylinder only

1	70635235	1	TUBE ASSEMBLY, cylinder, left (Includes item 2)
	70635236	1	TUBE ASSEMBLY, cylinder, right (Includes item 2)
2	73022617	1	BUSHING, cylinder pivot
3	70924732	1	O-RING, cylinder head
4	73016306	1	RING, back-up
5	70627001	1	HEAD, cylinder
6	70023756	1	WIRE, locking, 1/16" x 26"
7	70626182	1	PACKING SET, rod
8	73016601	1	BEARING, rod packing
9	73016405	1	PLATE, end
10	70033182	4	CAPSCREW, drilled-hd., 3/8"NC x 1-1/2"
11	70023756	1	WIRE, locking, 1/16" x 26"
12	73001538	1	SEAL, piston rod wiping
13	70625817	1	ROD ASSEMBLY, piston (Includes item 14)
14	70625725	1	BUSHING, piston rod
15	70626977	1	PISTON, front
16	73001472	1	PACKING SET, piston
17	70626998	1	PISTON, rear
18	73001481	1	RING, bearing
19	70925761	1	NUT, lock, piston rod



LIFT CYLINDER ASSEMBLIES 70635163 AND 70635164

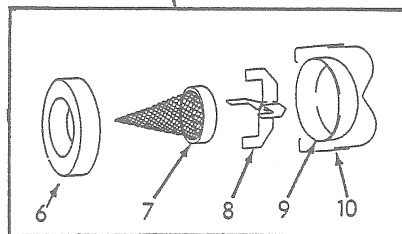
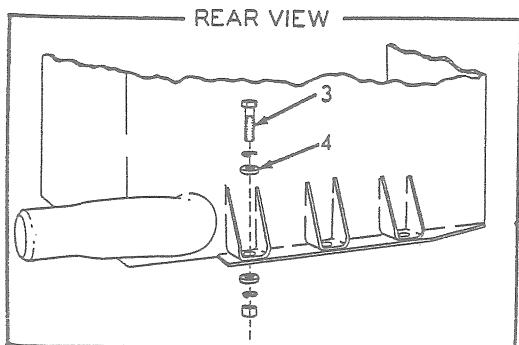
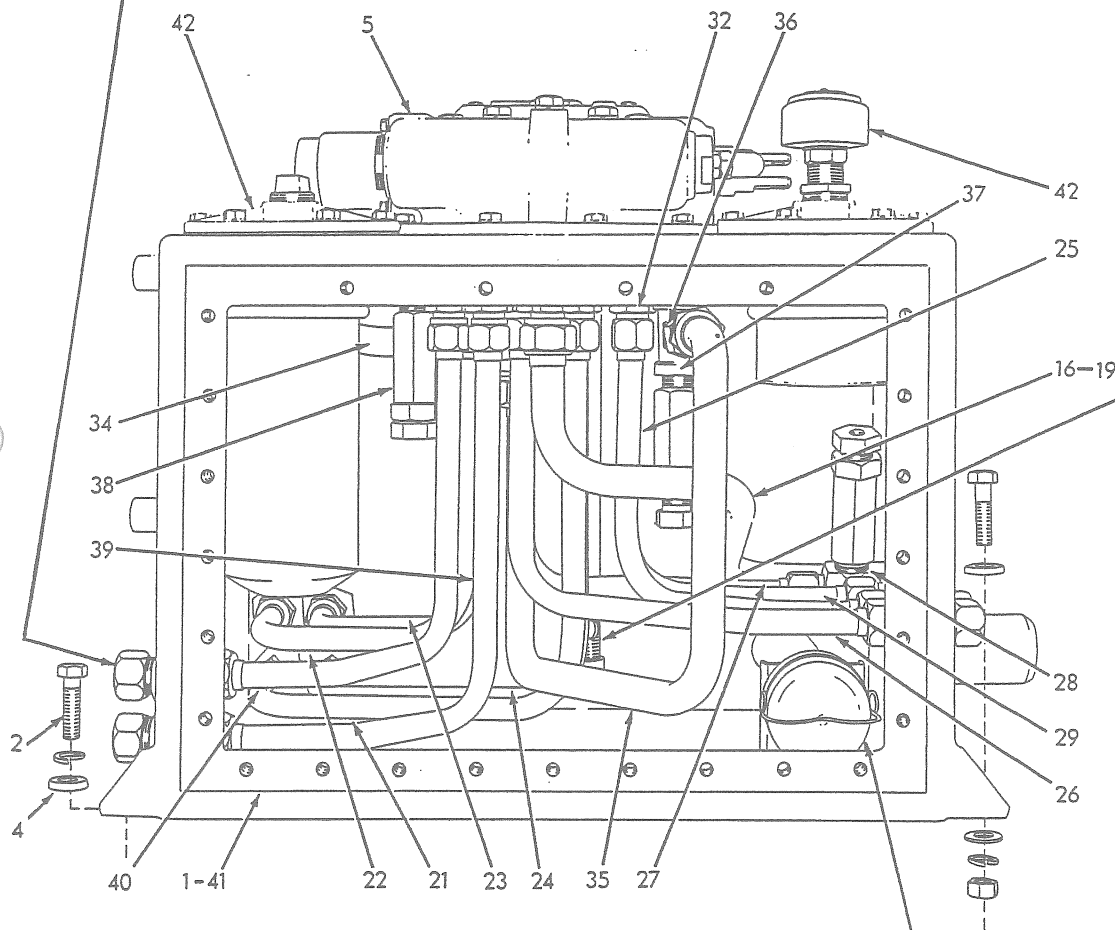
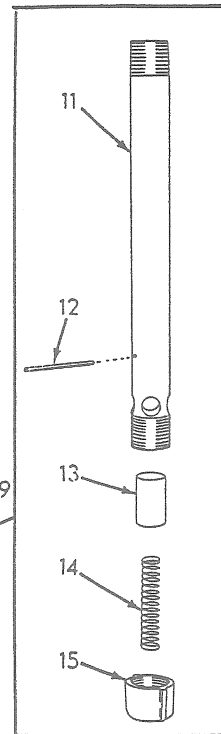
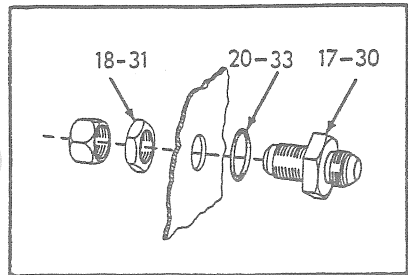
LIFT CYLINDER ASSEMBLIES 70635163 AND 70635164

USAGE: See page 329

ITEM PART NO. QTY. DESCRIPTION

NOTE: Quantities indicated are for one (1) cylinder only

1	70635165	1	TUBE ASSEMBLY, cylinder, left (Includes item 2)
	70635166	1	TUBE ASSEMBLY, cylinder, right (Includes item 2)
2	73001066	4	BUSHING, cylinder pivot
3	70924784	1	O-RING, cylinder head
4	73013388	1	RING, back-up
5	73017499	1	HEAD, cylinder
7	70626182	1	PACKING SET, rod
8	73016601	1	BEARING, rod packing
9	73016405	1	PLATE, end
10	70033182	4	CAPSCREW, drilled-hd., 3/8"NC x 1-1/2"
11	70023756	2	WIRE, locking, 1/16" x 26"
12	73001538	1	SEAL, piston rod wiping
13	70625943	1	ROD ASSEMBLY, piston (Includes item 2)
	70917778	1	NUT, elastic stop, 1-1/2"NF
14	73013390	1	PISTON, front
15	73013377	1	PACKING SET, piston
16	73013391	1	PISTON, rear
17	73013392	1	RING, bearing



HYDRAULIC TANK AND CONTROL VALVE (First type)

HYDRAULIC TANK AND CONTROL VALVE

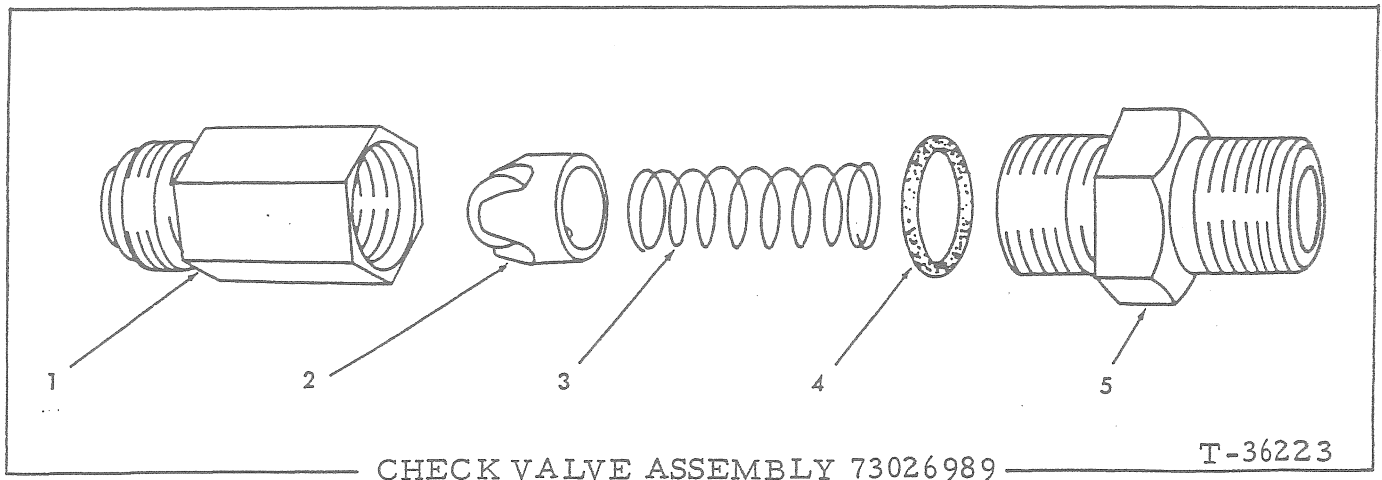
USAGE: Loaders prior to serial No. 23003

ITEM	PART NO.	QTY.	DESCRIPTION
1	70625963	1	TANK AND VALVE ASSEMBLY, hydraulic (Consists of items 5 thru 42)
2	70035018	4	CAPSCREW, 1/2"NF x 1-1/2"
3	70035073	3	CAPSCREW, 1/2"NF x 1-3/4"
4	73011243	12	WASHER, plain
	70904208	7	LOCKWASHER, 1/2"
	70911043	5	NUT, 1/2"NF
	73026347	1	VALVE ASSEMBLY, control (2-plunger type. See page 345 for parts)(Original equipment. Order VALVE ASSY. 73038119 and 5 CAPSCREW 70031671)
	70916426	5	CAPSCREW, 1/2"NF x 4-1/4"
	70054896	2	CAPSCREW, 1/2"NF x 5"
	70904208	7	LOCKWASHER, 1/2"
	73038119	1	VALVE ASSEMBLY, control (2-plunger type. See page 349 for parts)(Service replacement for VALVE ASSY. 73026347)
	70031671	5	CAPSCREW, 1/2"NF x 4-1/2"
	70054896	2	CAPSCREW, 1/2"NF x 5"
	70904208	7	LOCKWASHER, 1/2"
5	73037224	1	VALVE ASSEMBLY, control (3-plunger type. See page 345 for parts)(Optional equipment. For operation of auxiliary equipment. Order VALVE 73038117, 1 CAPSCREW 70053038, 4 STUD 70636695 and 4 NUT 70911043)
	70054896	2	CAPSCREW, 1/2"NF x 5"
	70920608	1	CAPSCREW, 1/2"NF x 6-1/2"
	70099332	4	CAPSCREW, 1/2"NF x 7-5/8"
	70904208	7	LOCKWASHER, 1/2"
	73038117	1	VALVE ASSEMBLY, control (3-plunger type. See page 349 for parts)(Optional equipment. For operation of auxiliary equipment. Service replacement for VALVE 73037224)
	70921216	2	PLUG, hex-hd., 1-5/16" straight thread (Includes O-RING 70921214)
	70054896	2	CAPSCREW, 1/2"NF x 5"
	70053038	1	CAPSCREW, 1/2"NF x 6"
	70636695	4	STUD, 1/2"NF x 8-7/8"
	70904208	7	LOCKWASHER, 1/2"
	70911043	4	NUT, 1/2"NF
6	73013850	1	MAGNET, suction line
7	73010653	1	STRAINER, suction line
8	73013847	1	SUPPORT, baffle
9	73013852	1	BAFFLE, suction line
10	73013848	1	BAIL, baffle
11	73016395	1	PIPE, discharge
12	73028542	1	WIRE, plunger locking
13	73016398	1	PLUNGER, discharge
14	73020394	1	SPRING, plunger
15	73016396	1	CAP, discharge pipe

(Continued)

HYDRAULIC TANK AND CONTROL VALVE (Continued)

ITEM	PART NO.	QTY.	DESCRIPTION
16	70625758	1	TUBE ASSEMBLY, pressure (Includes nuts)
17	73016070	1	UNION, bulkhead
18	73016394	1	NUT, jam
19	73016347	1	CONNECTOR
20	70924192	1	O-RING, pressure tube
21	70625766	1	TUBE ASSEMBLY, dump, left cylinder (Includes nuts)
22	70625891	1	TUBE ASSEMBLY, retract, left cylinder (Includes nuts)
23	70625892	1	TUBE ASSEMBLY, raise, left cylinder (Includes nuts)
24	70625765	1	TUBE ASSEMBLY, lower, left cylinder (Includes nuts)
25	70625760	1	TUBE ASSEMBLY, dump, right cylinder (Includes nuts)
26	70625761	1	TUBE ASSEMBLY, retract, right cylinder (Includes nuts)
27	70625894	1	TUBE ASSEMBLY, raise, right cylinder (Includes nuts)
28	73020377	1	TEE, service
29	70625759	1	TUBE ASSEMBLY, lower, right cylinder (Includes nuts)
30	73016069	9	UNION, bulkhead, cylinder tube
31	73016404	10	NUT, bulkhead union
32	73016322	10	CONNECTOR, cylinder tube
33	70924696	10	O-RING, bulkhead union and tee
34	70625893	1	TUBE ASSEMBLY, oil filter to control valve (Includes nuts)
	70921682	1	TEE, flare type, 1" tube, 1"NPT male
35	70625895	1	TUBE ASSEMBLY, check valve to control valve (Includes nuts)
36	73026989	1	VALVE ASSEMBLY, check (See page 339 for parts)
37	73026967	1	TEE, service
38	73020506	3	VALVE ASSEMBLY, safety (See page 339 for parts) (Order VALVE 73053727)
39	70624936	1	TUBE ASSEMBLY, raise, power take-off (Includes nuts)
	70921244	1	CAP, flare type, 3/4" tube
40	70624937	1	TUBE ASSEMBLY, lower, power take-off (Includes nuts)
	70921244	1	CAP, flare type, 3/4" tube
41	-----	-	See TANK AND COVERS
42	-----	-	See FILTER PARTS

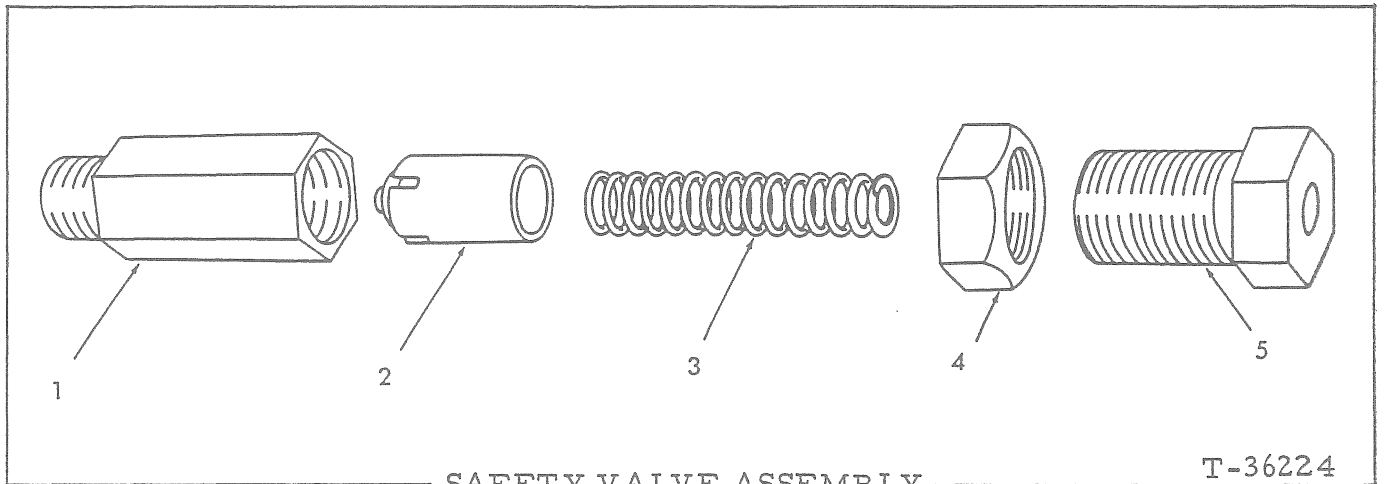


CHECK VALVE ASSEMBLY 73026989

T-36223

USAGE: See page 337

ITEM	PART NO.	QTY.	DESCRIPTION
1	73026985	1	BODY, check valve
2	73026988	1	PLUNGER ASSEMBLY, check valve (Includes ball. Serviced only as a unit)
3	73026983	1	SPRING, check valve
4	70923575	1	O-RING, check valve cap
5	73026986	1	CAP, check valve



SAFETY VALVE ASSEMBLY

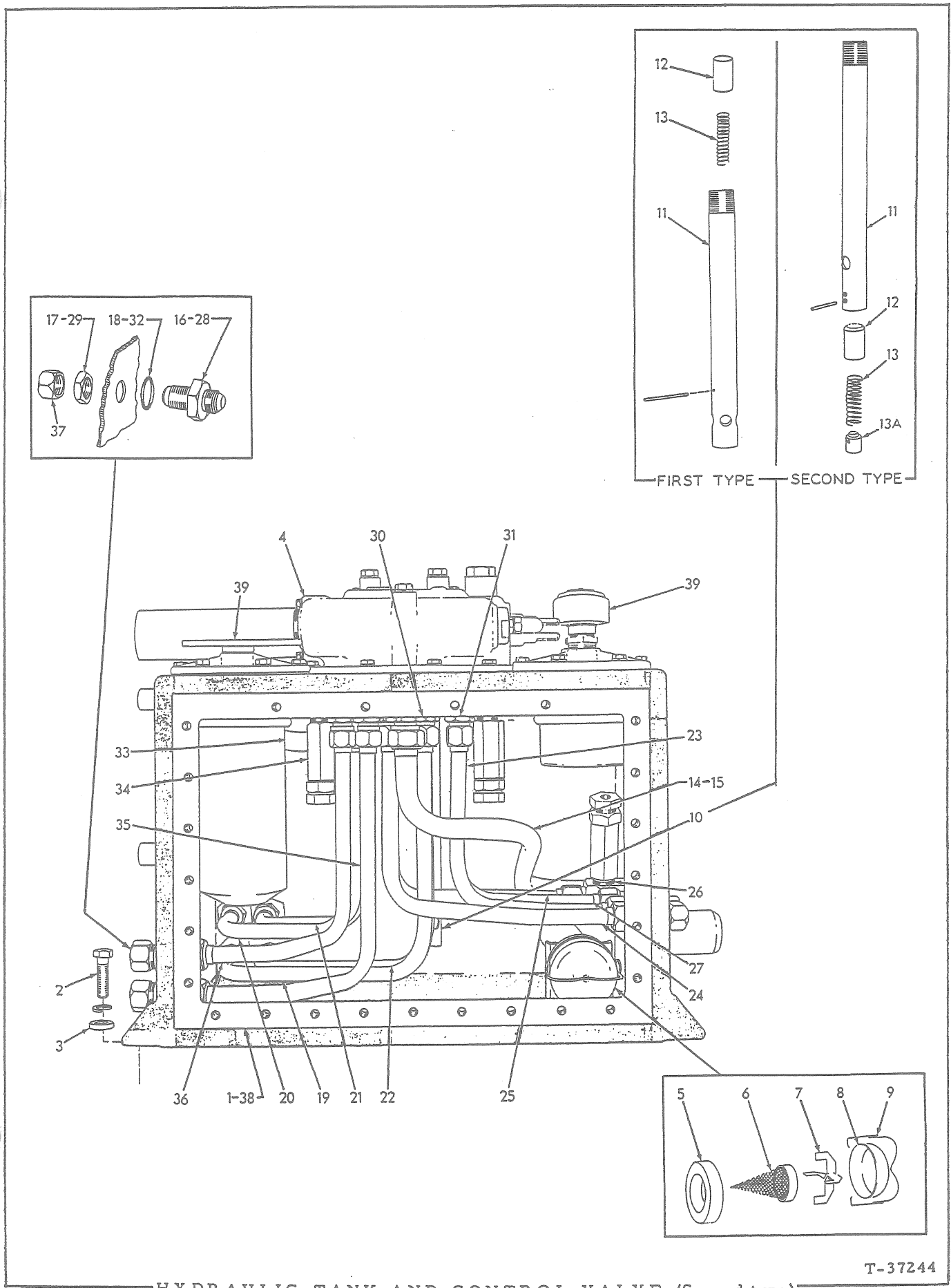
T-36224

USAGE: See page 337 and 341

*Original equipment 73020506

**Service replacement 73053727

ITEM	PART NO.	QTY.	DESCRIPTION
		* **	NOTE: Quantities indicated are for one (1) Valve only
		* **	
1	73019598	1 -	BODY, valve
	73054059	- 1	BODY, valve
2	-----	1 -	PLUNGER ASSEMBLY, valve (Includes ball. Serviced only as a unit)(Order 73053727)
	73052771	- 1	POPPET
3	73016277	1 1	SPRING, plunger valve
4	73020521	1 1	NUT, valve cap
5	73016278	1 1	CAP, valve



HYDRAULIC TANK AND CONTROL VALVE (Second type)

T-37244

HYDRAULIC TANK AND CONTROL VALVE

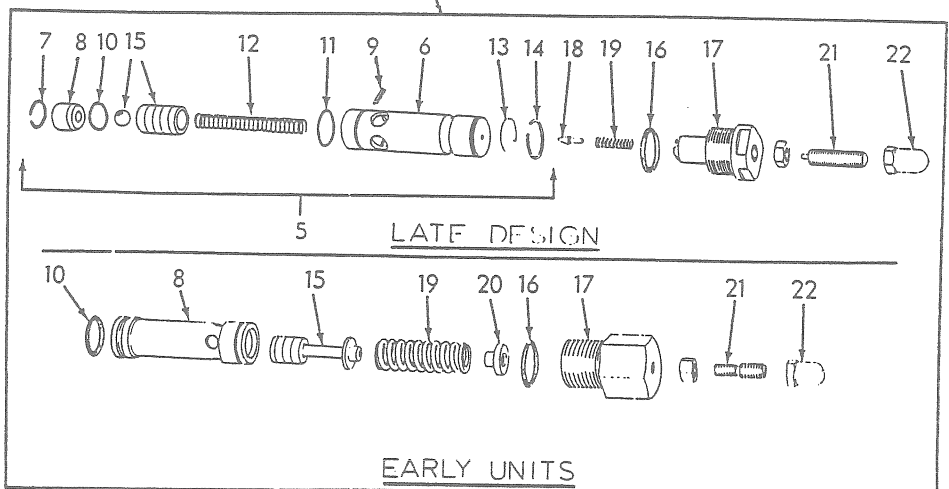
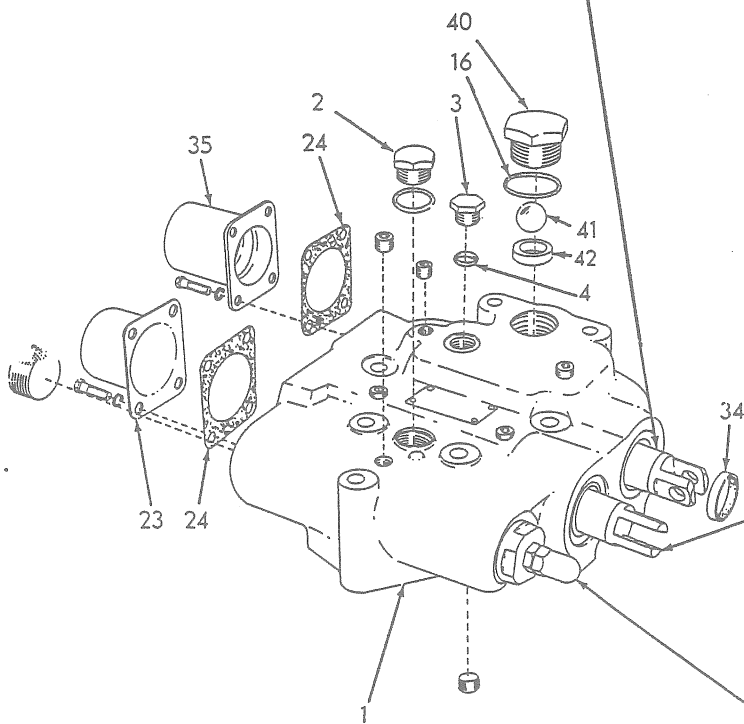
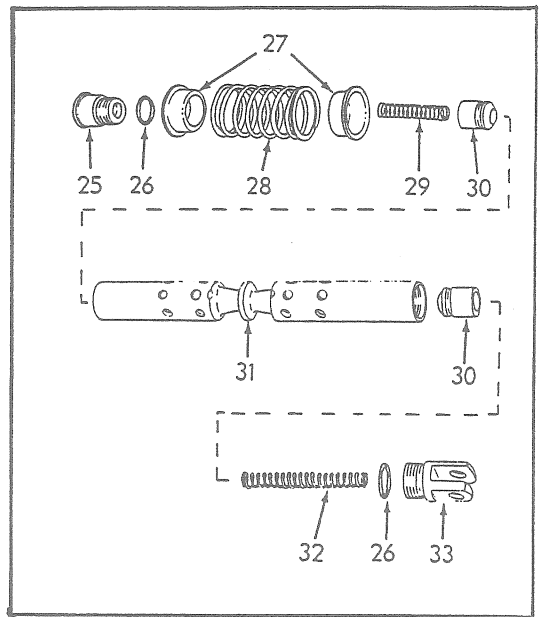
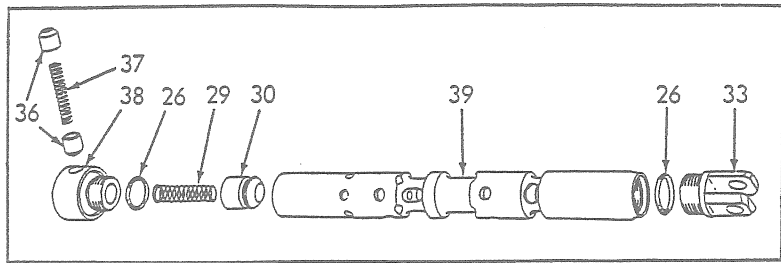
USAGE: Loaders serial No. 23003 and up

ITEM	PART NO.	QTY.	DESCRIPTION
1	70635257	1	TANK AND VALVE ASSEMBLY, hydraulic (Consists of items 2 thru 39)
2	70035018	2	CAPSCREW, 1/2"NF x 1-1/2"
	70035190	5	CAPSCREW, 1/2"NC x 1-1/2"
	70904208	7	LOCKWASHER, 1/2"
3	73011243	7	WASHER, plain
4	70635227	1	VALVE ASSEMBLY, control (2-plunger type. See page 353 for parts) (Standard on loaders prior to #24697)
	70651032	1	VALVE ASSEMBLY, control (2-plunger type. See page 353 for parts) (Standard on loaders #24697 and up)
	70031671	5	CAPSCREW, 1/2"NF x 4-1/2"
	70054896	2	CAPSCREW, 1/2"NF x 5"
	70904208	7	LOCKWASHER, 1/2"
	70635613	1	VALVE ASSEMBLY, control (3-plunger type. See page 353 for parts) (Optional on loaders prior to #24620. Order VALVE ASSY. 70651045)
	70651045	1	VALVE ASSEMBLY, control (3-plunger type. See page 353 for parts) (Optional on loaders #24620 and up)
	70054896	2	CAPSCREW, 1/2"NF x 5"
	70053038	1	CAPSCREW, 1/2"NF x 6"
	70093059	4	CAPSCREW, 1/2"NF x 8-1/2"
70904208	7	LOCKWASHER, 1/2"	
5	73011349	1	MAGNET, suction line
6	70626688	1	STRAINER, suction line
7	73019303	1	SUPPORT, baffle
8	73019231	1	BAFFLE, suction line
9	70626687	1	BAIL, baffle
10	73031814	1	TUBE ASSEMBLY, discharge (Consists of items 11 thru 13)(Loaders prior to #24707)
	70650931	1	TUBE ASSEMBLY, discharge (Consists of items 11 thru 13A) (Loaders #24707 and up)
	70901830	1	BUSHING, pipe reducing, 1-1/4"NPT to 1"NPT
11	73031816	1	TUBE, discharge (Loaders prior to #24707)
	70921272	1	PIN, roll, 3/16" x 1-3/4"
	70650930	1	TUBE, discharge (Loaders #24707 and up)
	70915751	1	PIN, roll, 3/16" x 1-1/2"
12	73031817	1	PLUNGER, discharge (Loaders prior to #24707)
	70650927	1	VALVE, discharge (Loaders #24707 and up)
13	73031815	1	SPRING, discharge plunger (Loaders prior to #24707)
	70650929	1	SPRING, discharge valve (Loaders #24707 and up)
13A	70650928	1	PLUG, discharge tube (Loaders #24707 and up)

(Continued)

HYDRAULIC TANK AND CONTROL VALVE (Continued)

ITEM	PART NO.	QTY.	DESCRIPTION
14	70627713	1	TUBE ASSEMBLY, pressure (Includes nuts)
15	73028703	1	CONNECTOR
16	70627721	1	UNION, bulkhead
17	70922548	1	LOCKNUT
18	70924193	1	O-RING, pressure tube
19	70627705	1	TUBE ASSEMBLY, dump, left cylinder (Includes nuts)
20	70627708	1	TUBE ASSEMBLY, retract, left cylinder (Includes nuts)
21	70627706	1	TUBE ASSEMBLY, raise, left cylinder (Includes nuts)
22	70627707	1	TUBE ASSEMBLY, lower, left cylinder (Includes nuts)
23	70627703	1	TUBE ASSEMBLY, dump, right cylinder (Includes nuts)
24	70627704	1	TUBE ASSEMBLY, retract, right cylinder (Includes nuts)
25	70627702	1	TUBE ASSEMBLY, raise, right cylinder (Includes nuts)
26	73021852	1	TEE, service
27	70627711	1	TUBE ASSEMBLY, lower, right cylinder (Includes nuts)
28	73016070	9	UNION, bulkhead, cylinder tube
29	73016394	10	NUT, bulkhead union
30	73028627	5	CONNECTOR, cylinder tube (short type)
31	73028701	5	CONNECTOR, cylinder tube (long type)
32	70924192	10	O-RING, bulkhead union and tee
33	70627710	1	TUBE ASSEMBLY, oil filter to control valve (Includes nuts)
	70920686	1	ELBOW, flare type, 1" tube, 1"NPT male
34	73020506	3	VALVE ASSEMBLY, safety (See page 339 for parts)
35	70627709	1	TUBE ASSEMBLY, raise, power take-off (Includes nuts)
36	70627712	1	TUBE ASSEMBLY, lower, power take-off (Includes nuts)
37	70625106	2	CAP, power take-off tube
38	-----	1	See TANK AND COVERS
39	-----	1	See FILTER PARTS



CONTROL VALVE PARTS

T-33483

CONTROL VALVE PARTS

* 73026347 VALVE ASSEMBLY (Early design)
 ** 73026347 VALVE ASSEMBLY (Late design)
 Δ 73037224 VALVE ASSEMBLY (Early design)
 ΔΔ 73037224 VALVE ASSEMBLY (Late design) } See page 337

ITEM	PART NO.	QUANTITY				DESCRIPTION
		*	**	Δ	ΔΔ	
1	-----	1	1	1	1	HOUSING (Not serviced separately. See NOTE below)
	70907859	4	5	3	3	PLUG, pipe, ctsk., 1/4"NPT
	70907856	1	1	1	1	PLUG, pipe, ctsk., 3/8"NPT
	70918697	1	1	1	1	PLUG, pipe, ctsk., 1-1/4"NPT
2	70921204	-	1	-	-	PLUG, hex-hd., 1-1/16" straight thread. (Includes O-RING 70921206)
3	73028743	-	1	-	-	PLUG, vent, check valve
4	73002746	-	1	-	-	O-RING, vent plug
5	73041951	-	1	-	1	VALVE ASSEMBLY, relief (Consists of items 6 thru 15)
6	-----	-	1	-	1	SLEEVE, relief valve (Not serviced. Order item 5)
7	73027410	-	1	-	1	RING, snap, seat
8	-----	-	1	-	1	SEAT, relief valve (Not serviced. Order item 5)
	73016920	1	-	1	-	SEAT, relief valve
9	73042421	-	1	-	1	PIN, roll, relief valve seat
10	70923563	-	1	-	1	O-RING, relief valve seat
	70923811	1	-	1	-	O-RING, relief valve seat
11	70923564	-	1	-	1	O-RING, relief valve
12	73010857	-	1	-	1	SPRING, relief plunger
13	73027407	-	1	-	1	WIRE, plunger
14	73027414	-	1	-	1	RING, snap, plunger
15	-----	-	1	-	1	PLUNGER ASSEMBLY, relief valve (Includes ball)(Not serviced. Order item 5)
	73003914	1	-	1	-	PLUNGER, relief valve
16	70923649	2	2	2	2	O-RING, relief and flow valve cap
17	73027398	-	1	-	1	CAP, relief valve
	73016919	1	-	1	-	CAP, relief valve
18	73027397	-	1	-	1	POPPET, relief valve

(Continued)

CONTROL VALVE PARTS (Continued)

ITEM	PART NO.	QUANTITY				DESCRIPTION
		*	**	Δ	ΔΔ	
19	73027401	-	1	-	1	SPRING, relief valve
	73023925	1	-	1	-	SPRING, relief valve
20	73003912	1	-	1	-	GUIDE, relief valve
21	73027399	-	1	-	1	SCREW, relief valve adjustment
	73026108	1	-	1	-	SCREW, relief valve adjustment
22	73033939	1	1	1	1	NUT, acorn, relief valve
	70913177	1	1	1	1	NUT, jam, 1/2"NF
23	73016923	1	1	2	2	COVER, spring
	70915809	4	4	8	8	CAPSCREW, 5/16"NC x 3/4"
	70904205	4	4	8	8	LOCKWASHER, 5/16"
24	73016912	2	2	3	3	GASKET, detent cap and spring cover
25	73016926	1	1	2	2	CAP, operating plunger
26	70923810	4	4	6	6	O-RING, operating plunger and check valve
27	73016925	2	2	4	4	RETAINER, spring
28	73027405	-	1	-	2	SPRING, return, operating plunger
	73016924	1	-	2	-	SPRING, return, operating plunger
29	73001716	2	2	3	3	SPRING, plunger, rear check valve
30	73001717	3	3	5	5	PLUNGER, check valve
31	-----	1	1	2	2	PLUNGER, operating, double acting (Not serviced separately. See NOTE below)
32	73010857	1	1	2	2	SPRING, plunger, front check valve
33	73001721	2	2	3	3	EYE, operating plunger
34	73001719	2	2	3	3	SEAL, oil, operating plunger
35	73016911	1	1	1	1	COVER, detent
	70915809	4	4	4	4	CAPSCREW, 5/16"NC x 3/4"
	70904205	4	4	4	4	LOCKWASHER, 5/16"
36	73016927	2	2	2	2	PLUNGER, detent poppet
37	73016928	1	1	1	1	SPRING, detent poppet
38	73016932	1	1	1	1	CAP, detent poppet
39	-----	1	1	1	1	PLUNGER, operating, float (Not serviced separately. See NOTE below)
40	73016931	1	1	1	1	CAP, flow valve
41	73020876	1	1	1	1	BALL, plunger

(Continued)

CONTROL VALVE PARTS (Continued)

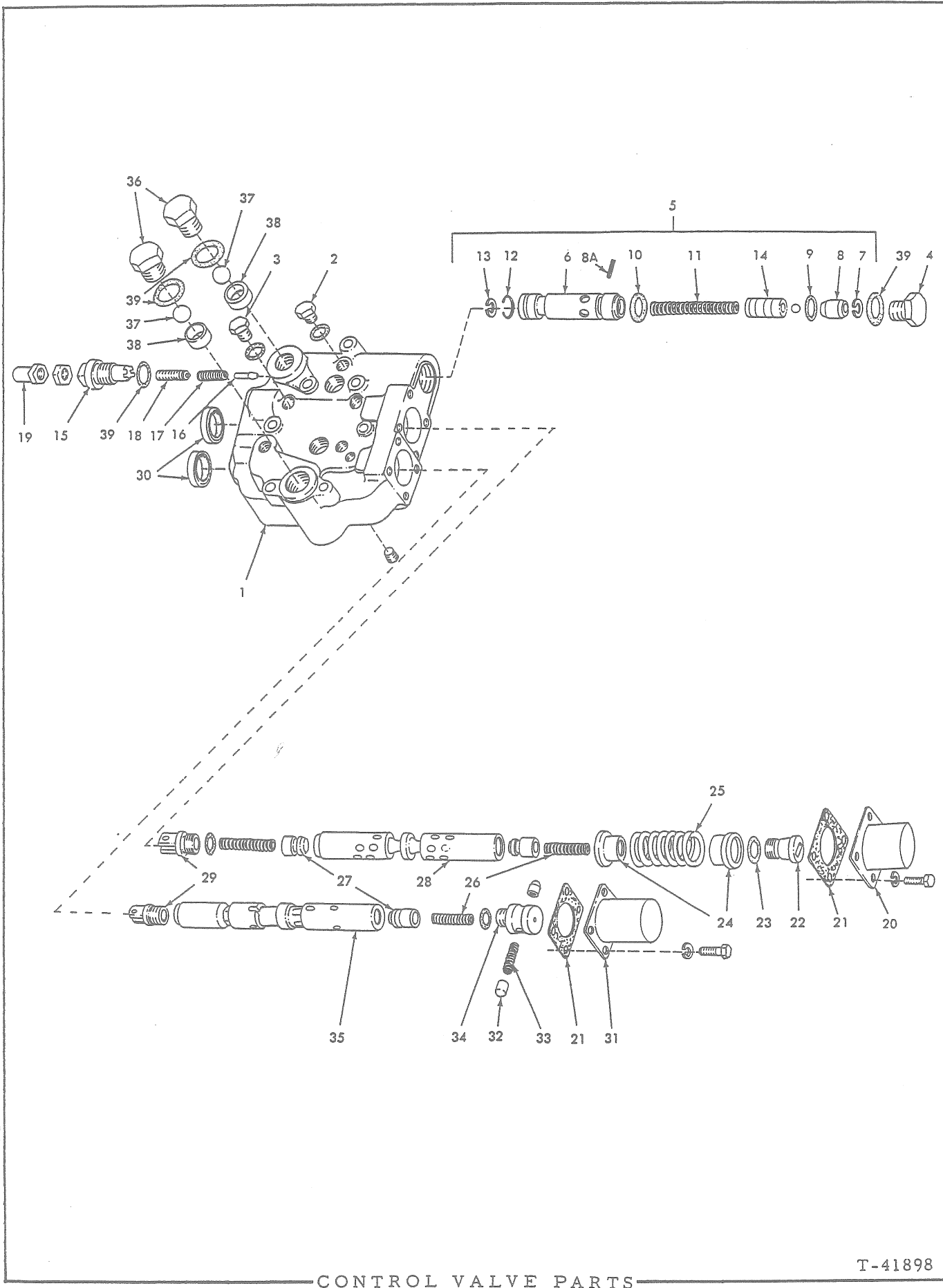
ITEM	PART NO.	QUANTITY				DESCRIPTION
		*	**	△	△△	
42	73016929	1	1	1	1	SEAT, float plunger

NOTE: Valve housings and plungers are not serviced separately due to the extremely close fit required for satisfactory operation. This can be achieved only by matching and lapping plungers and housings as a unit.

When the plunger clearances become excessive due to normal wear, the valve housings may be returned to the manufacturer for installation of over-size plungers at a nominal charge. Consult your local Fiat-Allis dealer for shipping instructions.

Do not return to Fiat-Allis factory.

The original relief valve arrangement in early design control valves can be replaced with the more efficient pilot-operated relief valve arrangement by ordering VALVE KIT 73027808 (See PACKAGED PARTS for details).



CONTROL VALVE PARTS

T-41898

CONTROL VALVE PARTS

* 73038119 VALVE ASSEMBLY }
 ** 73038117 VALVE ASSEMBLY } See page 337

ITEM	PART NO.	QTY. * **	DESCRIPTION
1	-----	1 1	HOUSING (Not serviced separately. See NOTE below)
2	70921204	1 1	PLUG, housing (1-1/16" diam. Includes O-RING 70921206)
3	70922577	4 2	PLUG, housing (9/16" diam. Includes O-RING 70921885)
4	70183890	1 1	CAP, valve
5	73041951	1 1	VALVE ASSEMBLY, relief (Consists of items 6 thru 14)
6	-----	1 1	SLEEVE, relief valve (Not serviced. Order item 5)
7	73027410	1 1	RING, snap, relief valve seat
8	-----	1 1	SEAT, relief valve (Not serviced. Order item 5)
8A	73042421	1 1	PIN, roll, relief valve seat
9	70923563	1 1	O-RING, relief valve seat
10	70923564	1 1	O-RING, relief valve
11	73010857	1 1	SPRING, relief valve plunger
12	73027407	1 1	WIRE, relief valve plunger
13	73027414	1 1	RING, snap, relief valve plunger
14	-----	1 1	PLUNGER ASSEMBLY, relief valve (Includes ball)(Not serviced. Order item 5)
15	70186399	1 1	CAP, relief valve
16	73027397	1 1	POPPET, relief valve
17	73027401	1 1	SPRING, relief valve
18	73027399	1 1	SCREW, relief valve adjustment
19	73033939	1 1	NUT, acorn, relief valve screw
	70913830	1 1	NUT, jam, 1/2"NF
20	73039015	1 2	COVER, relief valve
	70915406	4 8	CAPSCREW, 1/4"NC x 3/4"
	70904204	4 8	LOCKWASHER, 1/4"
21	73038673	2 3	GASKET, housing covers
22	73039202	1 -	CAP, operating plunger
	70184610	- 2	CAP, operating plunger
23	73039206	3 -	O-RING, operating plunger
	73038686	- 5	O-RING, operating plunger

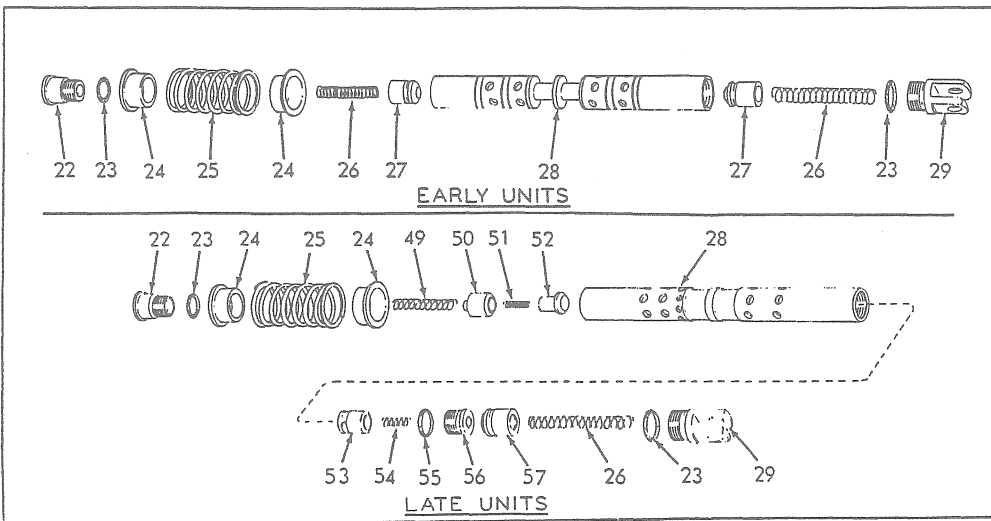
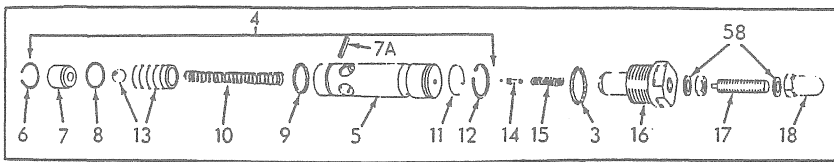
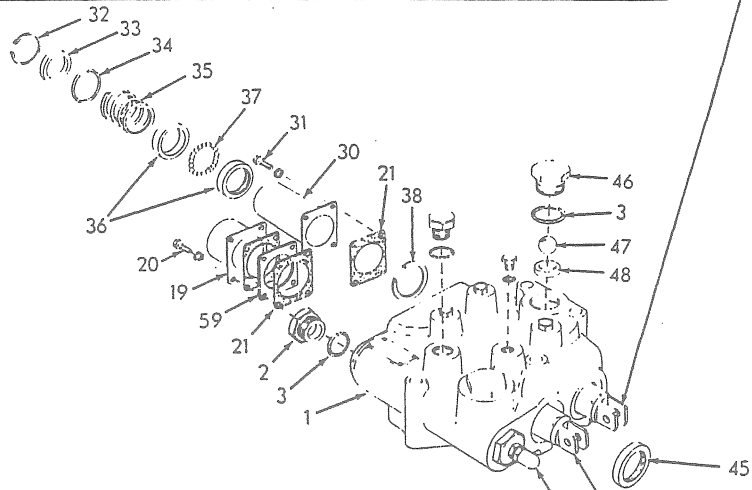
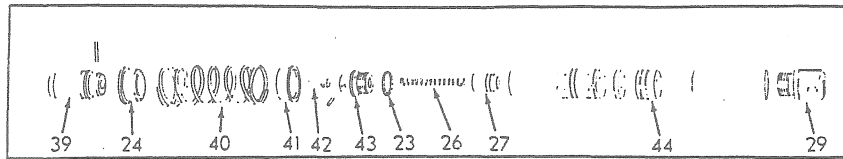
Continued)

CONTROL VALVE PARTS (Continued)

ITEM	PART NO.	QTY.		DESCRIPTION
		*	**	
24	73039201	2	-	RETAINER, spring, operating plunger
	70184604	-	4	RETAINER, spring, operating plunger
25	73038679	1	-	SPRING, return, operating plunger
	73041564	-	2	SPRING, return, operating plunger
26	73001716	3	-	SPRING, check valve plunger
	70184609	-	5	SPRING, check valve plunger
27	73001717	3	-	PLUNGER, check valve
	73004706	-	5	PLUNGER, check valve
28	-----	1	2	PLUNGER, operating (Not serviced separately. See NOTE below)
29	73039203	2	-	EYE, operating plunger
	73004708	-	3	EYE, operating plunger
30	73039011	2	-	SEAL, oil, operating plunger
	73038675	-	3	SEAL, oil, operating plunger
31	73038674	1	1	HOUSING, detent closure
	70915406	4	4	CAPSCREW, 1/4"NC x 3/4"
	70904204	4	4	LOCKWASHER, 1/4"
32	73016927	2	2	PLUNGER, detent
33	73038678	1	1	SPRING, detent
34	73039208	1	-	CAP, detent, operating plunger
	73038677	-	1	CAP, detent, operating plunger
35	-----	1	1	PLUNGER, operating, (Not serviced separately. See NOTE below)
36	73016931	2	2	CAP, flow valve
37	73020876	2	2	BALL, flow valve
38	73016929	2	2	SEAT, flow valve
39	70923649	4	4	O-RING, valve caps

NOTE: Valve housings and plungers are not serviced separately due to the extremely close fit required for satisfactory operation. This can be achieved only by matching and lapping plungers and housings as a unit.

When the plunger clearances become excessive due to normal wear, the valve housings may be returned to the manufacturer for installation of over-size plungers at a nominal charge. Consult your local Fiat-Allis dealer for shipping instructions. Do not return to Fiat-Allis factory.



CONTROL VALVE PARTS

* 70635227 VALVE ASSEMBLY
 ** 70635613 VALVE ASSEMBLY
 Δ 70651032 VALVE ASSEMBLY
 ΔΔ 70651045 VALVE ASSEMBLY } See page 341

ITEM	PART NO.	QUANTITY				DESCRIPTION
		*	**	Δ	ΔΔ	
1	-----	1	1	1	1	HOUSING (Not serviced separately)
	70922577	4	2	4	2	PLUG, hex-hd., 9/16"NF (Includes O-RING 70921885)
	70921204	1	1	1	1	PLUG, hex-hd., 1-1/16"NF (Includes O-RING 70921206)
2	70183890	1	1	1	1	CAP, relief valve
3	70923649	4	4	4	4	O-RING, relief and flow valve cap
4	73041951	1	1	1	1	VALVE ASSEMBLY, relief (Consists of items 5 thru 13)
5	-----	1	1	1	1	HOUSING, relief valve (Not serviced. Order item 4)
6	73027410	1	1	1	1	RING, snap, seat
7	-----	1	1	1	1	SEAT, relief valve (Not serviced. Order item 4)
7A	73042421	1	1	1	1	PIN, spring, relief valve seat
8	70923563	1	1	1	1	O-RING, relief valve seat
9	70923564	1	1	1	1	O-RING, relief valve
10	73010857	1	1	1	1	SPRING, relief plunger
11	73027407	1	1	1	1	WIRE, plunger
12	73027414	1	1	1	1	RING, snap, plunger
13	-----	1	1	1	1	PLUNGER ASSEMBLY, relief (Includes ball)(Not serviced. Order item 4)
14	73027397	1	1	1	1	POPPET, relief valve
15	73027401	1	1	1	1	SPRING, relief valve
16	70186399	1	1	-	-	CAP, relief valve
	70191994	-	-	1	1	CAP, relief valve
17	73027399	1	1	1	1	SCREW, relief valve adjustment
	70916380	1	1	1	1	NUT, jam, 1/2"NF
18	73033939	1	1	1	1	NUT, acorn, relief valve
19	73039015	1	2	1	2	COVER, spring, operating plunger
20	70034964	4	8	4	8	CAPSCREW, 1/4"NC x 3/4"
	70904204	4	8	4	8	LOCKWASHER, 1/4"
21	73038673	2	3	3	5	GASKET, detent and spring cover
22	70184610	1	2	-	-	CAP, operating plunger
	70651198	-	-	1	2	CAP, operating plunger
23	73038686	3	5	3	5	O-RING, plunger cap

(Continued)

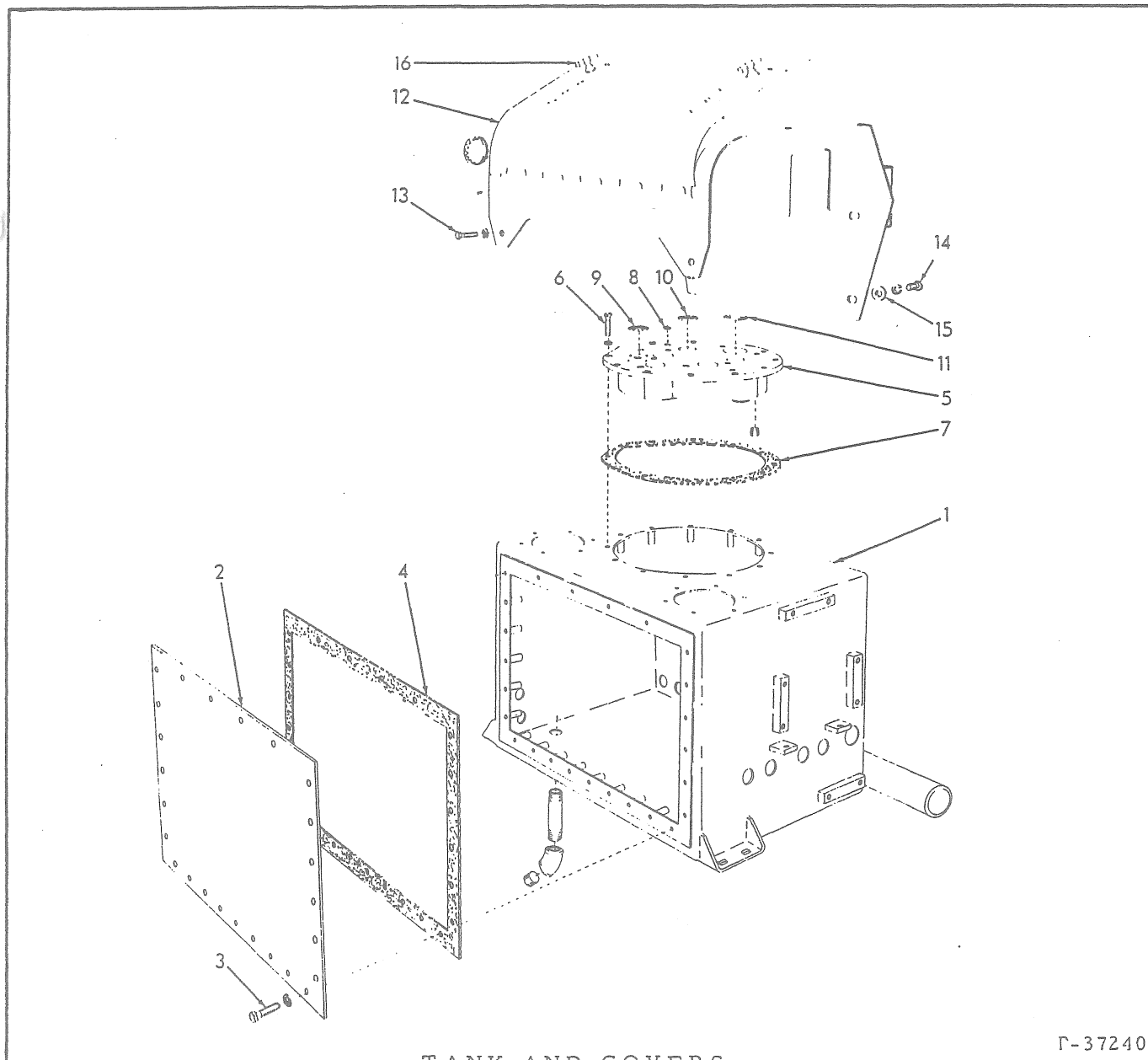
CONTROL VALVE PARTS (Continued)

ITEM	PART NO.	QUANTITY				DESCRIPTION
		*	**	Δ	ΔΔ	
24	70184604	3	5	3	5	RETAINER, plunger spring
25	70184608	1	2	-	-	SPRING, return, operating plunger
	73041564	-	-	1	2	SPRING, return, operating plunger
26	70184609	3	5	2	3	SPRING, check valve
27	73004706	3	5	1	1	PLUNGER, check valve
28	-----	1	2	1	2	PLUNGER, operating (Not serviced separately)
29	73004708	2	3	2	3	EYE, operating plunger
30	70650310	1	1	1	1	COVER, detent
31	70650311	4	4	4	4	CAPSCREW, 1/4"NC x 7/8"
	70904204	4	4	4	4	LOCKWASHER, 1/4"
32	70184598	1	1	1	1	RING, snap, detent plug
33	70636466	1	1	1	1	PLUG, detent
34	70923580	1	1	1	1	O-RING, detent plug
35	70636465	1	1	-	-	SPRING, detent retainer
	73040716	-	-	1	1	SPRING, detent retainer
36	70183888	2	2	2	2	RETAINER, detent ball
37	70905358	20	20	20	20	BALL, detent (steel, 1/4" diam.)
38	70184599	1	1	1	1	RING, snap, detent retainer
39	70636480	1	1	1	1	STOP, plunger
	70916937	1	1	1	1	PIN, spring, 1/4" x 1-1/4"
40	70636481	1	1	1	1	SPRING, return, float plunger
41	73039201	1	1	1	1	RETAINER, spring, front
42	70636482	1	1	1	1	UNIVERSAL, plunger
43	70636485	1	1	1	1	CAP, float plunger
	70916227	1	1	1	1	PIN, spring, 1/4" x 1"
44	-----	1	1	1	1	PLUNGER, operating (Not serviced separately)
45	73038675	2	3	2	3	SEAL, oil, operating plunger
46	73016931	2	2	2	2	CAP, flow and compensator check valve
47	73020876	2	2	2	2	BALL, flow and compensator check valve
48	73016929	2	2	2	2	SEAT, flow and compensator check valve
49	70651201	-	-	1	2	SPRING, check valve
50	70651200	-	-	1	2	VALVE, check
51	70073616	-	-	1	2	SPRING, check valve

(Continued)

CONTROL VALVE PARTS (Continued)

ITEM	PART NO.	QUANTITY				DESCRIPTION
		*	**	Δ	ΔΔ	
52	70651202	-	-	1	2	VALVE, check
53	70651203	-	-	1	2	VALVE, check
54	70651199	-	-	1	2	SPRING, check valve
55	70923849	-	-	1	2	O-RING, check valve cap
56	70651204	-	-	1	2	CAP, check valve
57	70651205	-	-	1	2	VALVE, check
58	70191995	2	2	2	2	WASHER, relief valve nut
59	70662260	-	-	1	-	PLATE, spacing (.135" thick)
	70665397	-	-	-	2	PLATE, spacing (.105" thick)



TANK AND COVERS

Γ-37240

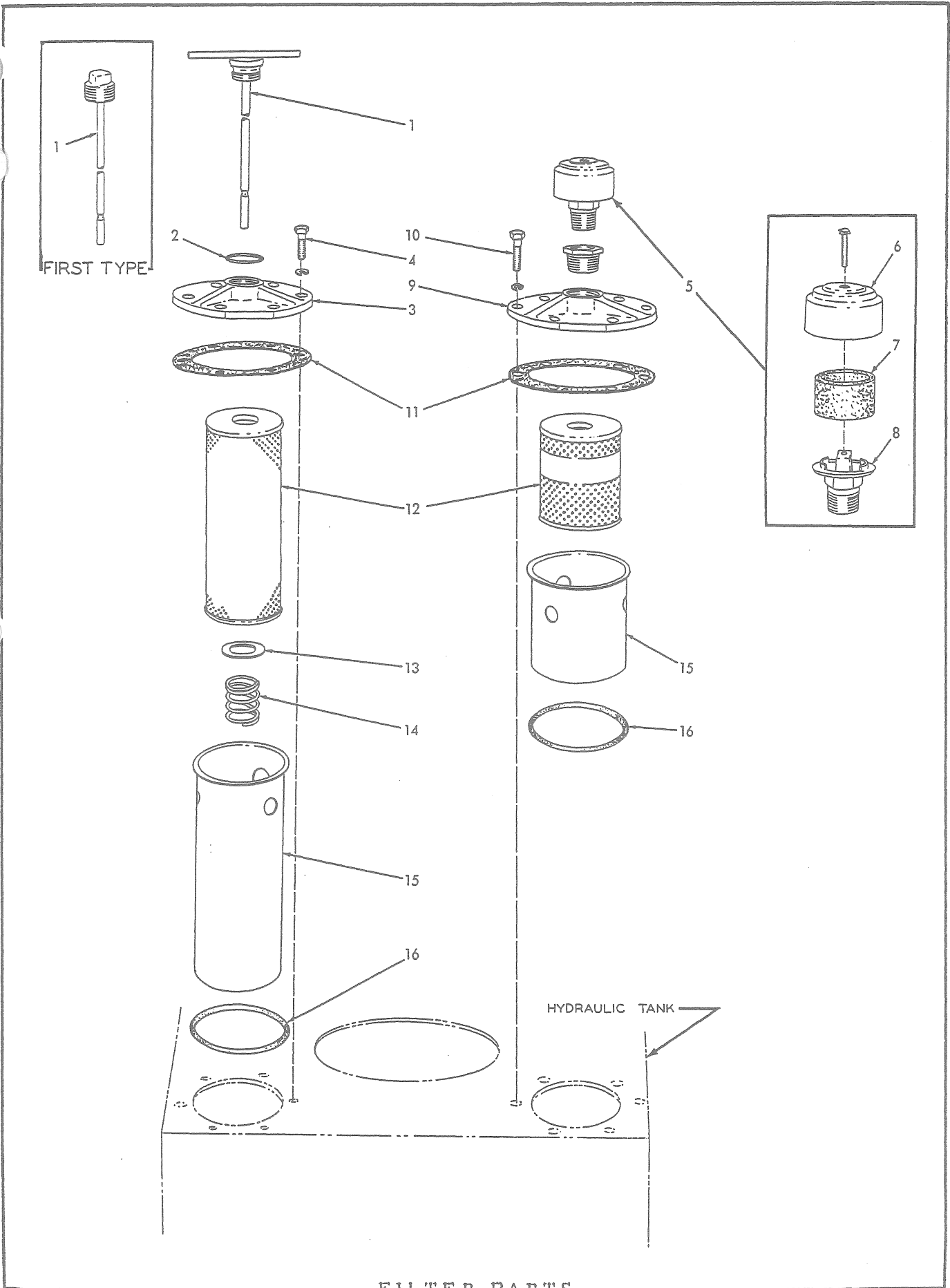
* Loaders prior to serial No. 23003
 ** Loaders serial No. 23003 and up

ITEM	PART NO.	QTY.		DESCRIPTION
		*	**	
1	70625960	1	-	TANK, hydraulic
	70648269	-	1	TANK, hydraulic
	70901513	1	-	NIPPLE, pipe, 3/4"NPT x 3"
	70901517	-	1	NIPPLE, pipe, 3/4"NPT x 5"
	70901694	1	1	ELBOW, pipe, 45°, 3/4"NPT
	70904224	1	1	PLUG, pipe, ctsk., 3/4"NPT
2	70625774	1	1	PLATE, hydraulic tank side
3	70040382	25	25	CAPSCREW, 3/8"NC x 1-3/8"
	70904206	25	25	LOCKWASHER, 3/8"

(Continued)

TANK AND COVERS (Continued)

ITEM	PART NO.	QTY.	DESCRIPTION
		* **	
4	70625775	1 1	GASKET, tank side plate
5	73016100	1 -	PLATE, valve mounting and manifold
	73032522	- 1	PLATE, valve mounting and manifold
6	70907856	1 1	PLUG, pipe, ctsk., 3/8"NPT
	70040382	12 12	CAPSCREW, 3/8"NC x 1-3/8"
	70904206	12 12	LOCKWASHER, 3/8"
7	73016281	1 1	GASKET, valve mounting and manifold plate
8	70924091	4 4	O-RING, control valve to mounting plate (3/8" I. D.)
9	70924696	7 2	O-RING, control valve to mounting plate (1-1/4" I. D.)
10	70924192	- 5	O-RING, control valve to mounting plate (1-1/2" I. D.)
11	70924114	1 1	O-RING, control valve to mounting plate (1-3/4" I. D.)
12	70625902	1 -	COVER ASSY., valve protecting (Includes item 16) (Loaders prior to #25139)
	70635260	- 1	COVER ASSY., valve protecting (Includes item 16) (Loaders prior to #25139)
	70650113	- 1	COVER ASSY., valve protecting (Includes item 16) (Loaders #25139 and up)
	70921446	1 1	PLUG, button, 2" diam., hole (Loaders prior to #25139)
	70921447	- 2	PLUG, 3" diam., hole (Loaders #25139 and up)
13	70040382	2 2	CAPSCREW, 3/8"NC x 1-3/8"
	70904206	2 2	LOCKWASHER, 3/8"
14	70070467	4 2	CAPSCREW, 1/2"NF x 1"
	70904208	4 2	LOCKWASHER, 1/2"
15	70910244	4 -	WASHER, plain, SAE std., 1/2"
	70064531	- 2	WASHER, plain
16	73028780	2 2	LATCH ASSY. (Serviced only as a unit)

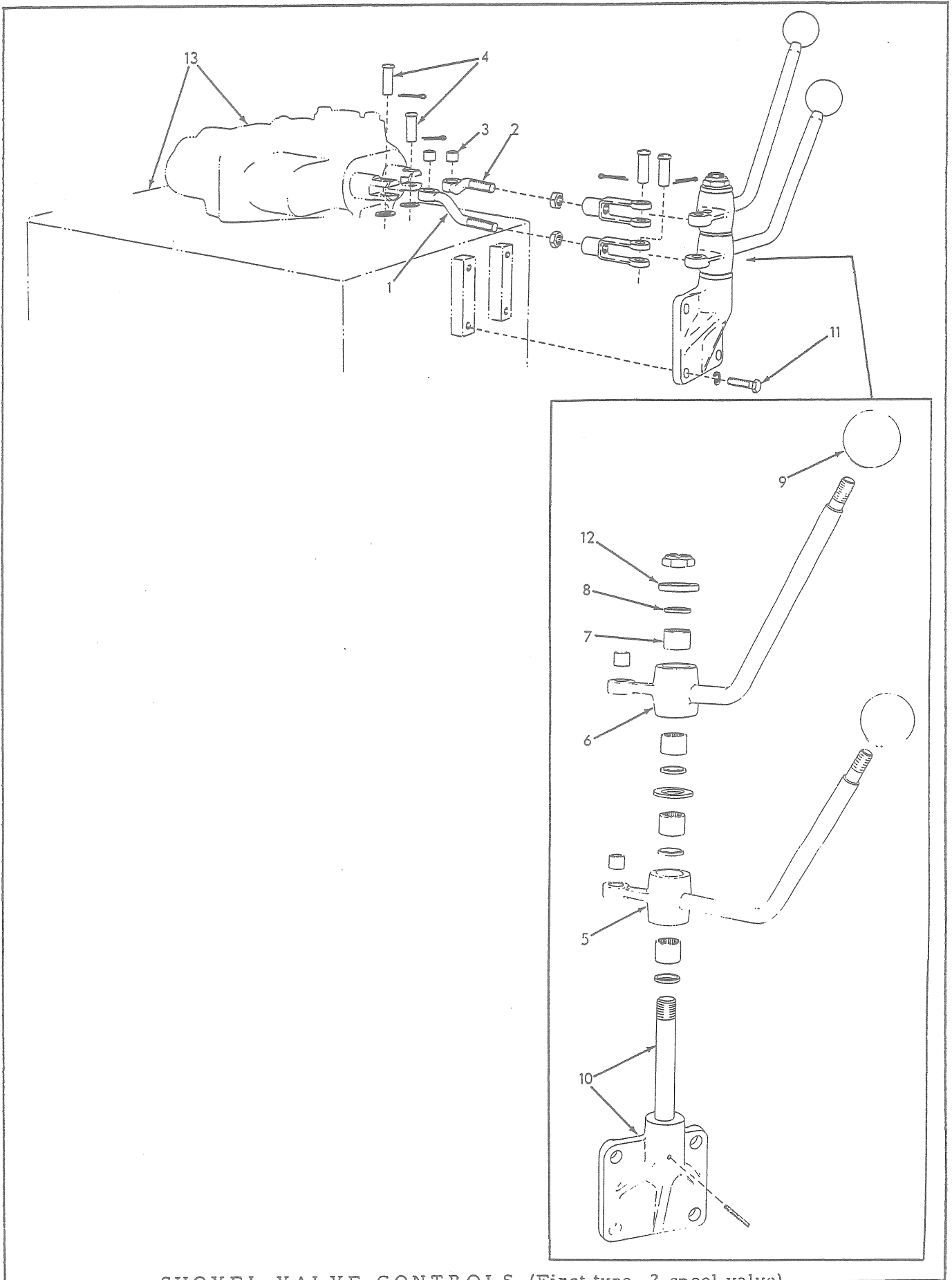


FILTER PARTS

FILTER PARTS

* Air Filter
 ** Oil Filter

ITEM	PART NO.	QTY.		DESCRIPTION
		*	**	
1	73016703	-	1	DIPSTICK, hydraulic oil (Used prior to loader #23003)
	70635266	-	1	DIPSTICK, hydraulic oil (Effective with loader #23003)
2	70050595	-	1	GASKET, hydraulic oil dipstick (Effective with loader #23003)
3	73016078	-	1	COVER, oil filter (Used prior to loader #23003)
	70635267	-	1	COVER, oil filter (Effective with loader #23003)
4	70040382	-	6	CAPSCREW, 3/8"NC x 1-3/8"
	70904206	-	6	LOCKWASHER, 3/8"
5	73002766	1	-	BREATHER ASSEMBLY, tank (Consists of item 6 thru 8)
	70901829	1	-	BUSHING, pipe reducing, 1"NPT to 3/4"NPT
6	73002768	1	-	CAP, breather
	70914172	1	-	SCREW, machine, #10NF x 1-1/4"
	70904203	1	-	LOCKWASHER, #10
7	-----	1	-	□ELEMENT, filtering (Order item 17)
8	73002767	1	-	BASE, breather
9	73016078	1	-	COVER, air filter
10	70040382	6	-	CAPSCREW, 3/8"NC x 1-3/8"
	70904206	6	-	LOCKWASHER, 3/8"
11	73039899	1	1	□GASKET, filter cover
12	-----	1	-	□ELEMENT, air filter
	-----	-	1	□ELEMENT, oil filter
13	73016403	-	1	WASHER, element spring
14	73016399	-	1	SPRING, element
15	73016080	1	-	CASE, air filter
	73016079	-	1	CASE, oil filter
16	70924900	1	1	O-RING, filter case
17	73019695	-	-	ELEMENT KIT, filter (Consists of items 7, 11, and 12. One (1) kit required per tractor) (Not Illustrated)

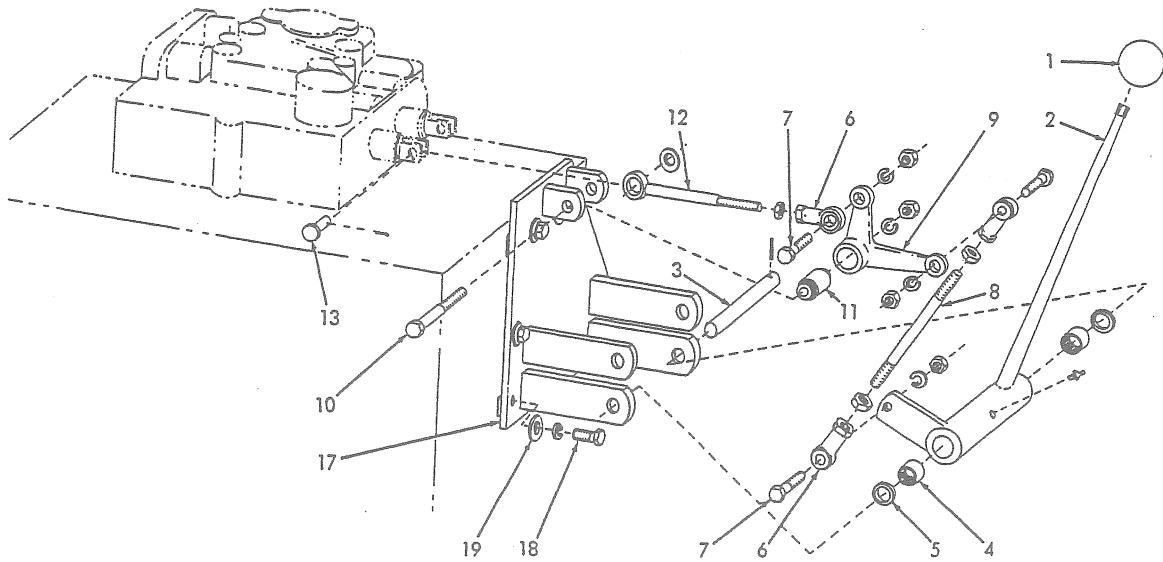


SHOVEL VALVE CONTROLS (First type, 2 spool valve)

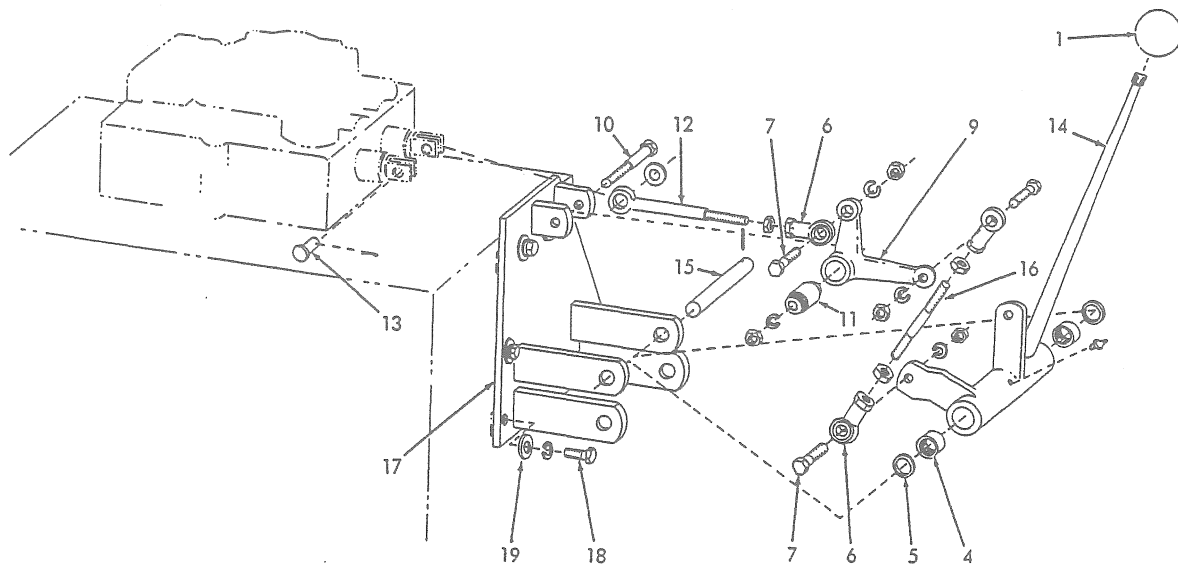
SHOVEL VALVE CONTROLS

USAGE: Loaders prior to serial No. 23003 with standard 2-spool valve. See page 362 for 3-spool valve controls

ITEM	PART NO.	QTY.	DESCRIPTION
1	70625767	1	ROD ASSEMBLY, control, dump and retracting (Includes item 3)
	70917666	1	YOKE, rod end, adjustable, 1/2"NF
	70913830	1	NUT, jam, 1/2"NF
2	70625769	1	ROD ASSEMBLY, control, raise and lower (Includes item 3)
	70917666	1	YOKE, rod end, adjustable, 1/2"NF
	70913830	1	NUT, jam, 1/2"NF
3	73013909	4	BUSHING, operating lever and rod
4	70049993	4	PIN, operating lever and rod
	70910244	2	WASHER, plain, SAE std., 1/2"
	70900806	4	PIN, cotter, 1/8" x 1"
5	70625776	1	LEVER ASSEMBLY, operating, tilt (Includes items 3, 7 and 8)
6	70625778	1	LEVER ASSEMBLY, operating, raise and lower (Includes items 3, 7 and 8)
7	70208253	4	BEARING, operating lever
8	70052662	4	SEAL, operating lever
9	70091862	2	KNOB, operating lever
10	70625897	1	BRACKET ASSEMBLY, operating lever (Includes 1 PIN 70921272)
	70921272	1	PIN, roll, 3/16" x 1-3/4"
	70910255	1	WASHER, plain, SAE std., 3/4" (lever spacing)
11	70012992	4	CAPSCREW, 3/8"NF x 1-1/4"
	70904206	4	LOCKWASHER, 3/8"
12	73017086	1	WASHER, operating lever
	70921138	1	NUT, elastic stop, 3/4"NF
13	-----	-	See First type HYDRAULIC TANK AND CONTROL VALVE



DUMP AND RETRACTING CONTROLS



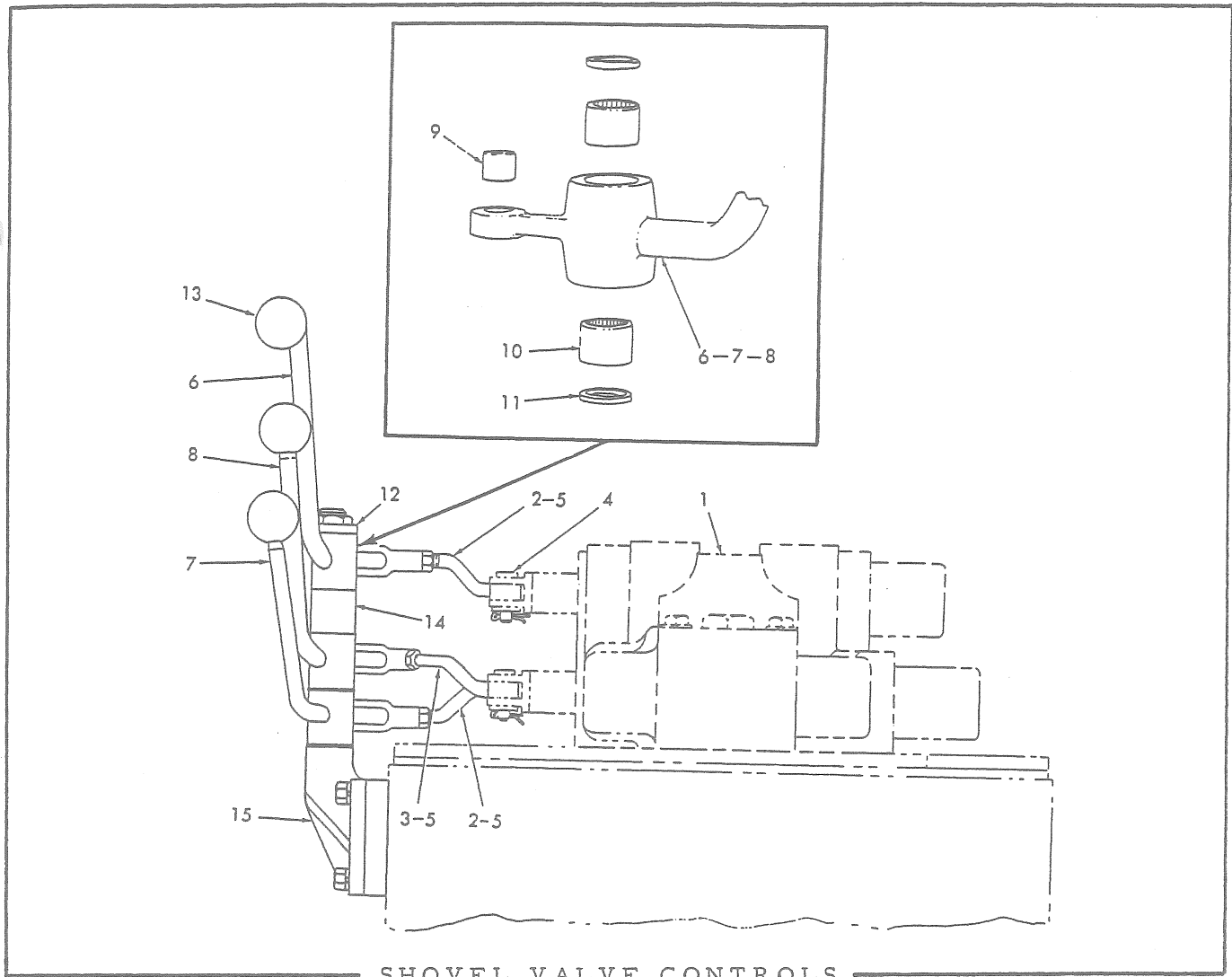
RAISE AND LOWERING CONTROLS

SHOVEL VALVE CONTROLS (Second type, 2 spool valve)

SHOVEL VALVE CONTROLS

USAGE: Loaders serial No. 23003 and up with standard 2-spool valve. See page 349 for 3-spool valve controls

ITEM	PART NO.	QTY.	DESCRIPTION
1	70090020	2	KNOB, operating lever
2	70635273	1	LEVER, operating, dump and retract
	70914465	1	FITTING, lubricating, straight, 1/8"NPT
3	70635255	1	SHAFT, cross, dump and retracting operating lever (long)
	70916171	1	PIN, roll, 1/4" x 1-1/2"
4	70208253	4	BEARING, operating lever
5	70052662	4	SEAL, operating lever
6	70617932	6	END, connecting rod
7	70036039	6	CAPSCREW, 3/8"NF x 1-3/8"
	70904206	6	LOCKWASHER, 3/8"
	70911041	6	NUT, 3/8"NF
8	70620552	1	ROD, connecting, operating lever (long)(Also see DIVERTER VALVE for special rod)
	70911041	2	NUT, 3/8"NF
9	70618111	2	BELLCRANK
10	70099575	2	CAPSCREW, pivot, bellcrank (3/8"NF x 2-1/4")
	70904206	2	LOCKWASHER, 3/8"
	70911041	2	NUT, 3/8"NF
11	70606392	2	BEARING, ball, bellcrank
12	70635249	2	EYE-BOLT, valve control
	70911041	2	NUT, 3/8"NF
13	70049993	2	PIN, valve control eye-bolt
	70910244	2	WASHER, plain, SAE std., 1/2"
	70900805	2	PIN, cotter, 1/8" x 3/4"
14	70635253	1	LEVER, operating, raise and lower
	70914465	1	FITTING, lubricating, straight, 1/8"NPT
15	70635256	1	SHAFT, cross, raise and lower operating lever (short)
	70916171	1	PIN, roll, 1/4" x 1-1/2"
16	70635262	1	ROD, connecting, operating lever (short)(Also see DIVERTER VALVE for special rod)
	70911041	2	NUT, 3/8"NF
17	70635271	1	PLATE, mounting, control levers (Also see DIVERTER VALVE for special plate)
18	70036034	6	CAPSCREW, 3/8"NF x 1"
	70904206	6	LOCKWASHER, 3/8"
19	70044973	6	WASHER, plain



SHOVEL VALVE CONTROLS

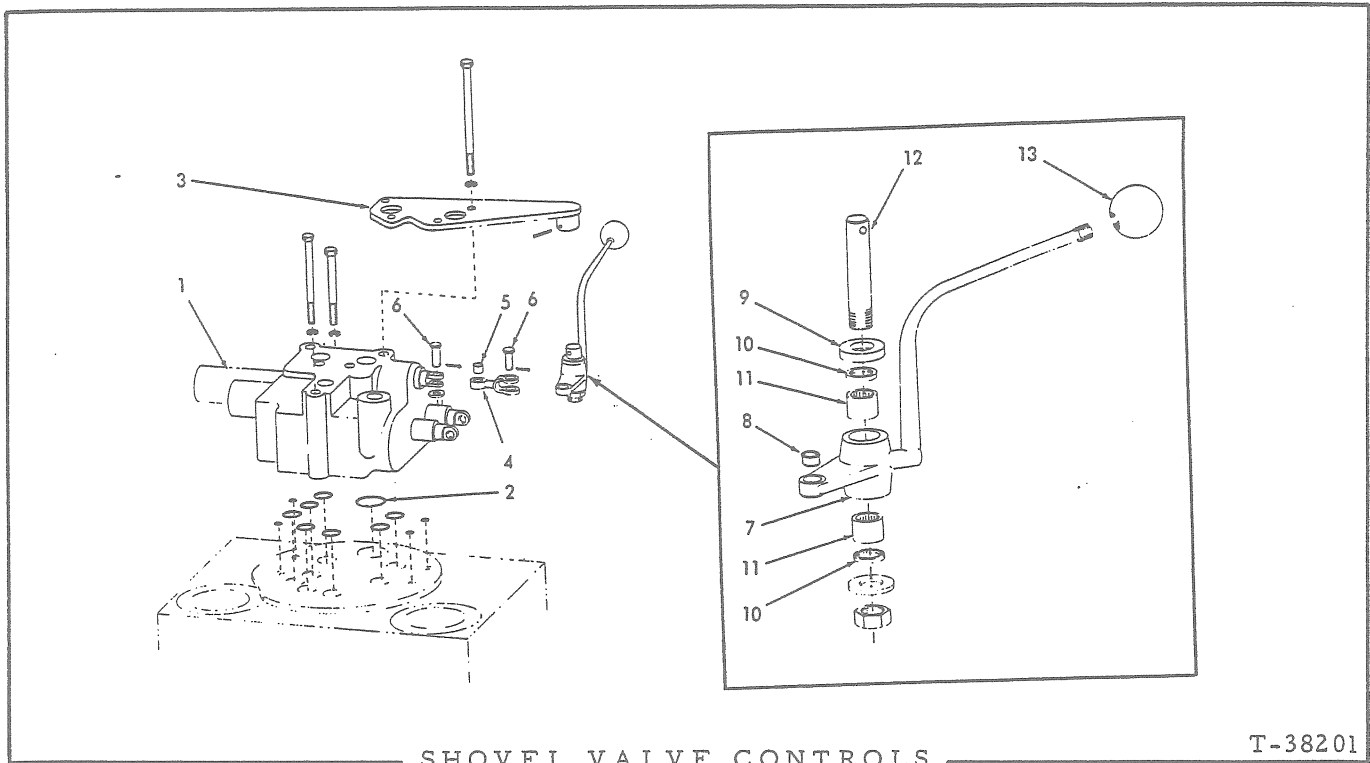
USAGE: Loaders prior to serial No. 23003 with optional 3-spool valve. See page 343 for 2-spool valve controls

ITEM	PART NO.	QTY.	DESCRIPTION
1	-----	1	VALVE ASSEMBLY, (3-plunger type)(See First type HYDRAULIC TANK AND CONTROL VALVE)
2	70625767	2	ROD ASSEMBLY, control (Includes item 5)
	70913830	2	NUT, jam, 1/2"NF
	70917666	2	YOKE, rod end, adjustable, 1/2"NF
3	70625769	1	ROD ASSEMBLY, control, raise and lower (Includes item 5)
	70917666	1	YOKE, rod end, adjustable, 1/2"NF
	70913830	1	NUT, jam, 1/2"NF
4	70049993	6	PIN, operating lever and rod
	70900806	6	PIN, cotter, 1/8" x 1"
	70910244	3	WASHER, plain, SAE std., 1/2"
5	73013909	3	BUSHING, control rod
6	70626407	1	LEVER ASSEMBLY, operating (Includes item 9 thru 11)
7	70625776	1	LEVER ASSEMBLY, operating, dump (Includes items 9 thru 11)

(Continued)

SHOVEL VALVE CONTROLS (Continued)

ITEM	PART NO.	QTY.	DESCRIPTION
8	70625778	1	LEVER ASSEMBLY, operating, raise and lower (Includes items 9 thru 11)
9	73013909	3	BUSHING, operating lever
10	70208253	6	BEARING, operating lever
11	70052662	6	SEAL, operating lever
12	73017086	1	WASHER, operating lever
	70921138	1	NUT, elastic stop, 3/4"NF
13	70091862	3	KNOB, operating lever
14	70626406	1	SPACER, operating lever
15	70624947	1	BRACKET ASSEMBLY, operating lever (Includes 1 PIN 70921272)
	70921272	1	PIN, roll, 3/16" x 1-3/4"
	70915228	4	CAPSCREW, 3/8"NF x 1-1/4"
	70904206	4	LOCKWASHER, 3/8"
	70910255	1	WASHER, plain, SAE std., 3/4" (lever spacing)



SHOVEL VALVE CONTROLS

USAGE: Loaders serial No. 23003 and up with optional 3-spool valve. See page 361 for 2-spool valve controls

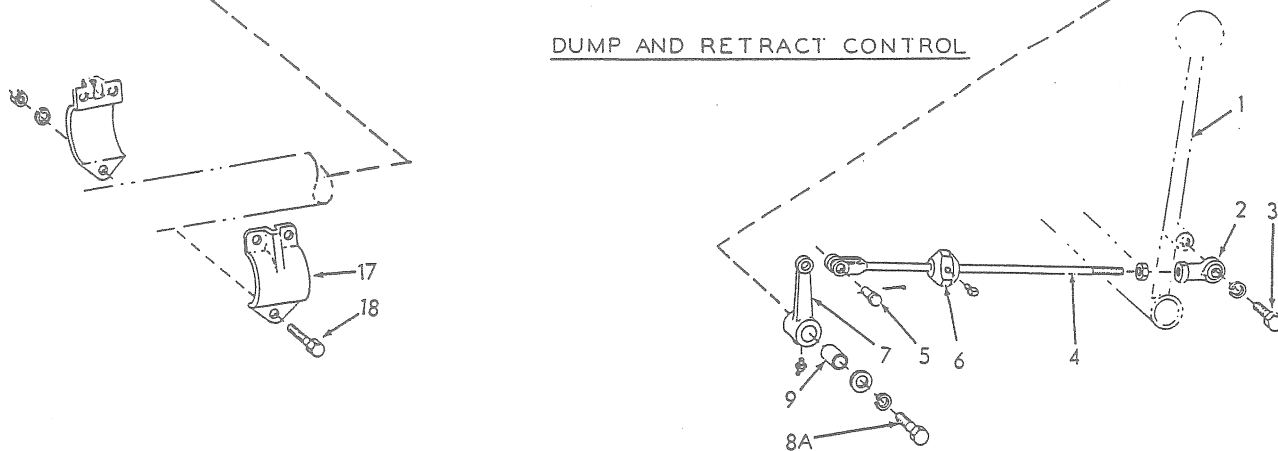
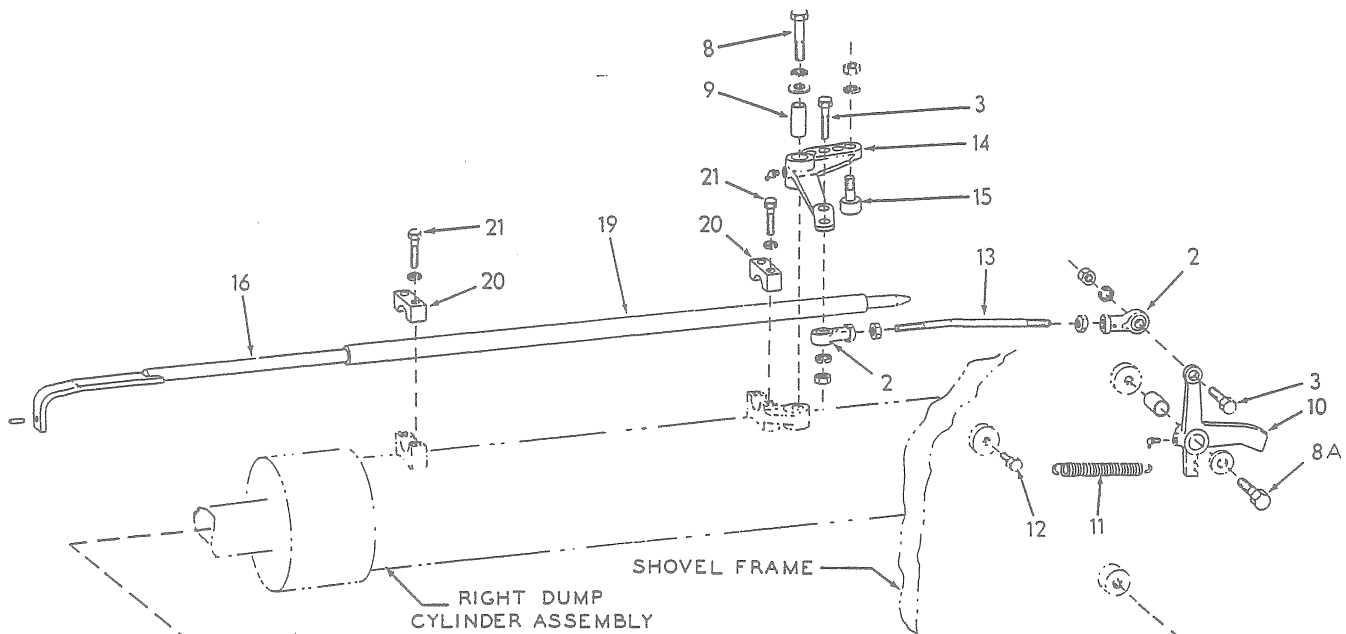
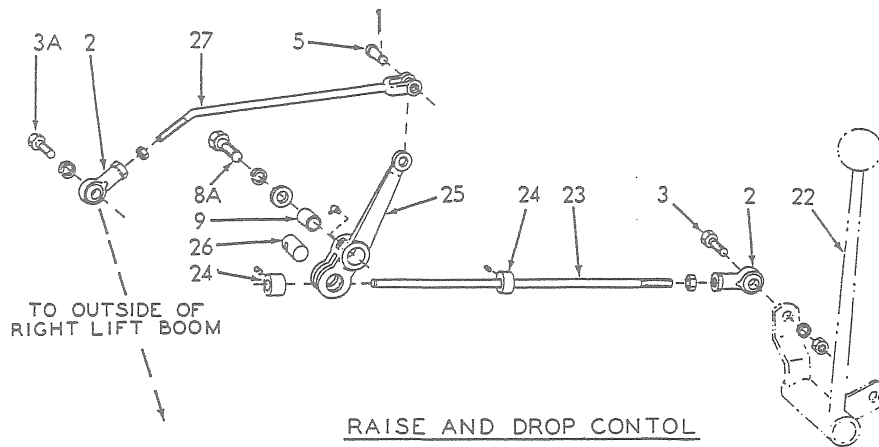
ITEM	PART NO.	QTY.	DESCRIPTION
1	-----	1	VALVE ASSEMBLY, control
	-----	2	CAPSCREW, 1/2"NF x 5"
	-----	1	CAPSCREW, 1/2"NF x 6"
	-----	4	CAPSCREW, 1/2"NF x 8-1/2"
	-----	7	LOCKWASHER, 1/2"
			} See Second type HYDRAULIC TANK AND CONTROL VALVE
2	-----	-	O-RINGS, control valve (See TANK AND COVERS)
3	70635621	1	PLATE, mounting, operating lever
4	70635663	1	LINK ASSEMBLY, operating plunger (Includes item 5)
5	70049988	1	BUSHING, operating plunger link
6	70049993	2	PIN, operating plunger link
	70900806	2	PIN, cotter, 1/8" x 1"
	70910244	1	WASHER, plain, SAE std., 1/2"
7	70635651	1	LEVER ASSEMBLY, operating (Includes item 8)
8	73013909	1	BUSHING, operating lever
9	73017086	1	WASHER, operating lever
10	70052662	2	SEAL, operating lever
11	70208253	2	BEARING, needle, operating lever
12	70635276	1	SHAFT, operating lever
	70916171	1	PIN, roll, 1/4" x 1-1/2"
	70910255	1	WASHER, plain, SAE std., 3/4"
	70921138	1	NUT, elastic stop, 3/4"NF
13	70090020	1	KNOB, operating lever

AUTOMATIC BUCKET CONTROLS

USAGE: Effective with loaders serial No. 23003

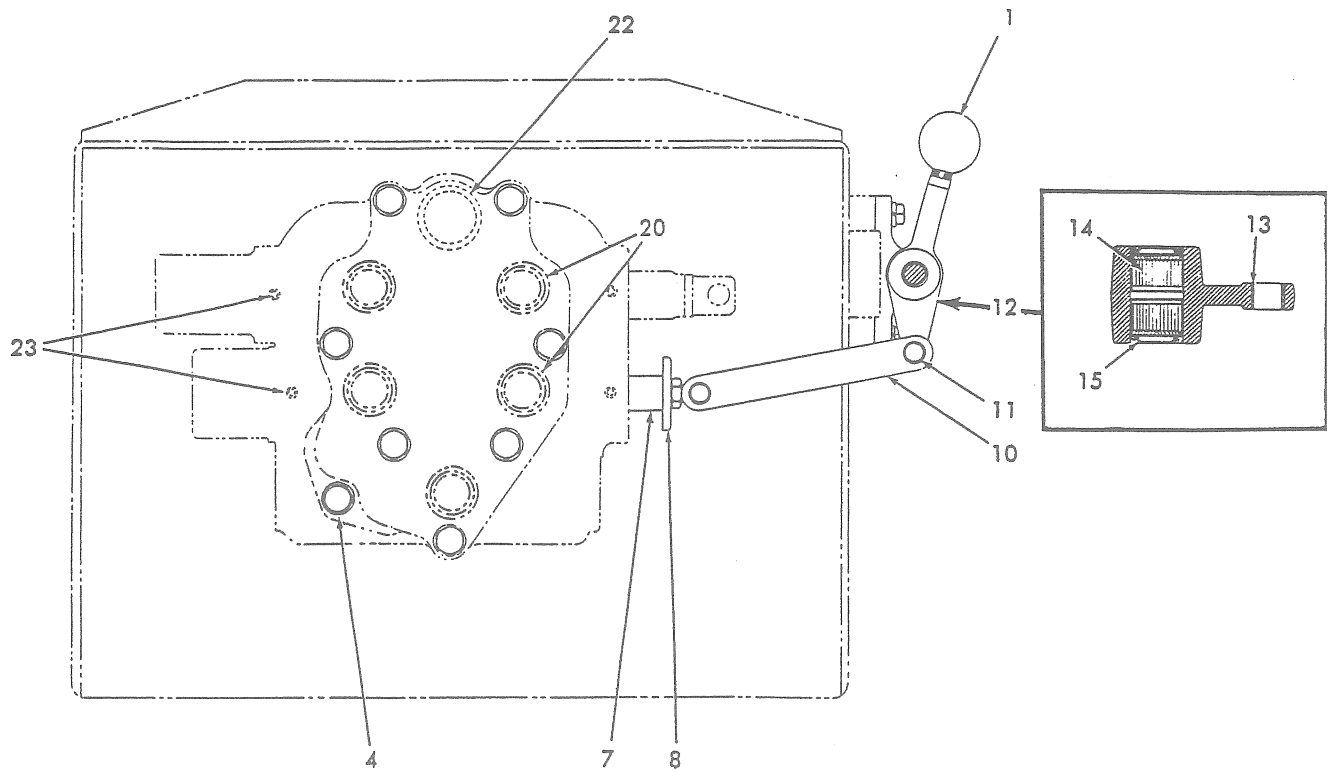
ITEM	PART NO.	QTY.	DESCRIPTION
1	-----	1	LEVER, control, dump and retracting (See SHOVEL VALVE CONTROLS)
2	70617932	5	END, connecting rod
3	70036039	4	CAPSCREW, rod end (3/8"NF x 1-3/8")
	70904206	4	LOCKWASHER, 3/8"
	70911041	3	NUT, 3/8"NF
3A	70040382	1	CAPSCREW, rod end (3/8"NC x 1-3/8")
	70904206	1	LOCKWASHER, 3/8"
4	70630821	1	ROD, control, inside rear
	70911041	1	NUT, 3/8"NF
5	70078810	2	PIN, yoke, rear and rear outside control rod
	70900942	2	PIN, cotter, 3/32" x 5/8"
6	70635156	1	BLOCK, stop, control rod
	70900686	1	SETSCREW, sq-hd., cup-pt., 5/16"NC x 7/8"
7	70635153	1	LEVER, rear control rod
	70918188	1	FITTING, lubricating, 90°, 1/4"NS
8	70035067	1	CAPSCREW, control lever (1/2"NF x 2")
	70904208	1	LOCKWASHER, 1/2"
	70910244	1	WASHER, plain, SAE std., 1/2"
8A	70921556	3	CAPSCREW, control lever (1/2"NC x 2")
	70904208	3	LOCKWASHER, 1/2"
	70910244	3	WASHER, plain, SAE std., 1/2"
9	70635151	4	BUSHING, control lever
10	70635159	1	LEVER, intermediate control rod
	70918188	1	FITTING, lubricating, 90°, 1/4"NS
11	70072438	1	SPRING, control lever
12	70065917	1	CAPSCREW, control lever spring (5/16"NF x 1/2")
13	70635152	1	ROD, control, intermediate
	70911041	2	NUT, 3/8"NF
14	70637397	1	LEVER, front control rod
	70918188	1	FITTING, lubricating, 90°, 1/4"NS
15	70635191	1	FOLLOWER, cam, level indicator rod
	70904207	1	LOCKWASHER, 7/16"
	70911042	1	NUT, 7/16"NF
16	70635147	1	ROD, control, front (42-3/8" long)(Used prior to loader #23866)
	70645939	1	ROD, control, front (41-1/8" long)(Effective with loader #23866)
	70916227	1	PIN, roll, 1/4" x 1"

(Continued)

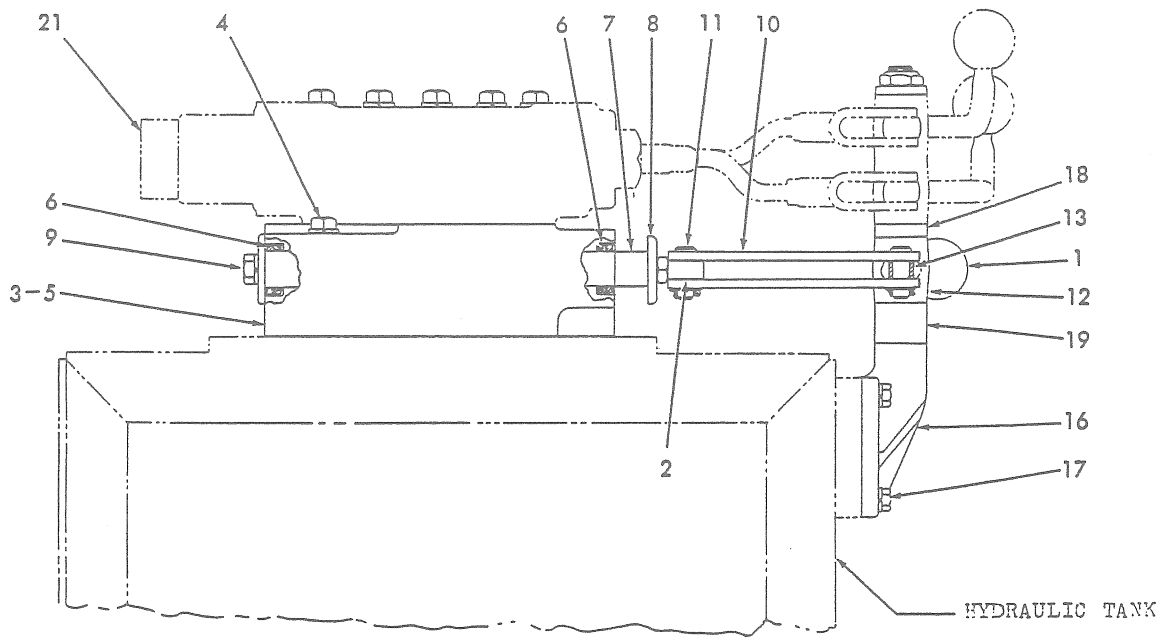


AUTOMATIC BUCKET CONTROLS (Continued)

ITEM	PART NO.	QTY.	DESCRIPTION
17	70636687	2	CLAMP, supporting, guide tube
18	70036039	3	CAPSCREW, 3/8"NF x 1-3/8"
	70904206	3	LOCKWASHER, 3/8"
	70911041	3	NUT, 3/8"NF
19	70627825	1	TUBE, guide, front control rod
20	70635178	2	CAP, retaining, guide tube
21	70043646	4	CAPSCREW, 5/16"NF x 1-1/4"
	70904205	4	LOCKWASHER, 5/16"
22	-----	1	LEVER, control, raise and lowering (See SHOVEL VALVE CONTROLS)
23	70635290	1	ROD, control, outside rear
	70911041	1	NUT, 3/8"NF
24	70635291	2	BOSS, stop, boom
	70906835	2	SETSCREW, sq-hd., cup-pt., 5/16"NC x 1/2"
25	70635294	1	LEVER, control rod
	70918188	1	FITTING, lubricating, 90°, 1/4"NS
26	70635293	1	ROD, pivot, control lever
27	70635292	1	ROD, control, outside front
	70911041	1	NUT, 3/8"NF



TOP VIEW



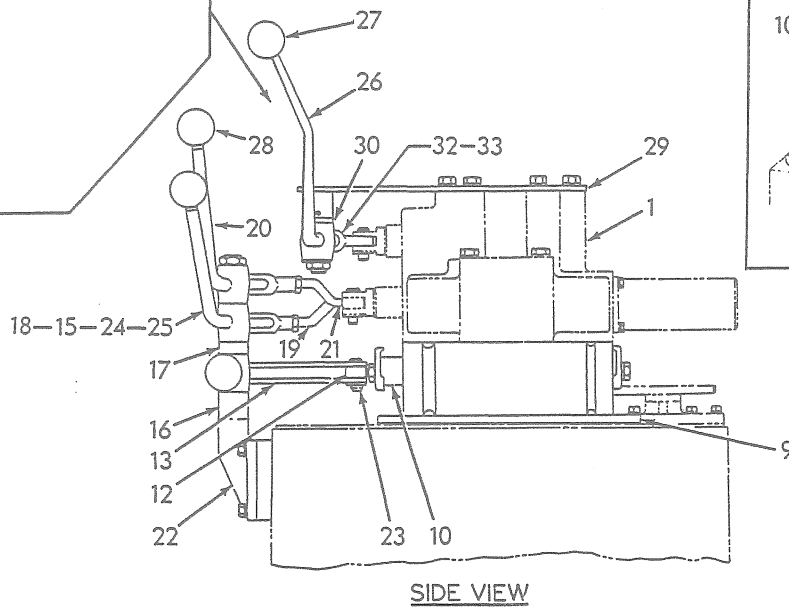
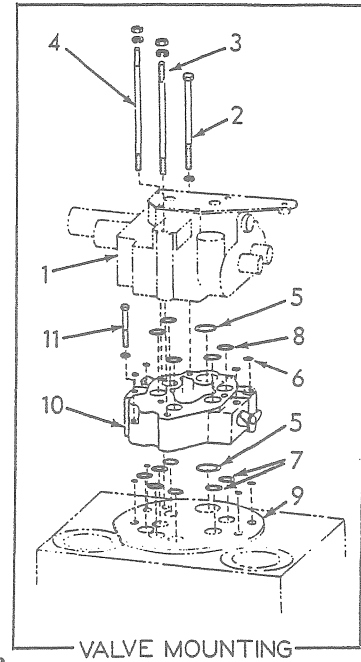
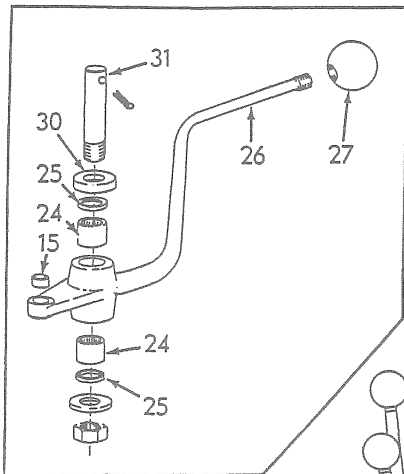
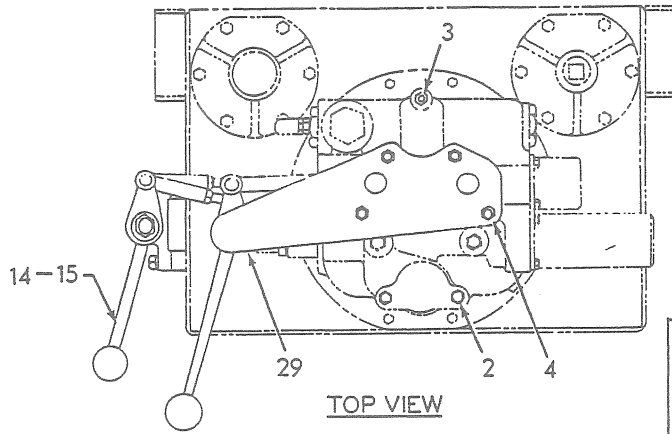
SIDE VIEW

DIVERTER VALVE AND CONTROLS (First type, 2 spool valve)

DIVERTER VALVE AND CONTROLS

USAGE: Special equipment. For 2 spool valve prior to loader serial No. 23003. Provides rear hydraulic outlet for operation of auxiliary equipment.

ITEM	PART NO.	QTY.	DESCRIPTION
1	70091862	1	KNOB, control rod
2	73023442	1	END, control rod
	70913830	1	NUT, jam, 1/2"NF
3	-----	1	VALVE ASSEMBLY, diverter (Includes items 5 thru 9)(Original equipment. Order VALVE ASSEMBLY 70635480, 3 CAPSCREWS 70920605 and 2 CAPSCREWS 70093059)
	70635480	1	VALVE ASSEMBLY, diverter (See page 375 for parts)(Service replacement)
4	70043576	1	CAPSCREW, 1/2"NF x 3-3/4"
	70904208	1	LOCKWASHER, 1/2"
5	-----	1	HOUSING, valve (Not serviced separately)
6	73016485	2	SEAL, oil, operating plunger
7	-----	1	PLUNGER, operating (Not serviced separately)
8	70624899	2	STOP, operating plunger
9	70070467	2	CAPSCREW, 1/2"NF x 1" } 1 less used for installation
	70904208	2	LOCKWASHER, 1/2" }
10	70624832	2	STRAP, operating plunger
11	70049993	2	PIN, control rod end
	70900806	2	PIN, cotter, 1/8" x 1"
	70910244	2	WASHER, plain, SAE std., 1/2"
12	70624949	1	LEVER ASSEMBLY, plunger control (Includes items 13 thru 15)
13	73013909	2	BUSHING, plunger control lever
14	70208253	2	BEARING, needle, lever
15	70052662	2	SEAL, bearing lever
16	70624947	1	BRACKET ASSEMBLY, operating rod (Includes 1 PIN 70921272)
	70921272	1	PIN, roll, 3/16" x 1-3/4"
17	70012992	4	CAPSCREW, 3/8"NF x 1-1/4"
	70904206	4	LOCKWASHER, 3/8"
	70910255	1	WASHER, plain, SAE std., 3/4" (lever spacing)
	70921138	1	NUT, elastic stop, 3/4"NF
18	70624843	1	SPACER, control lever, top
19	70624844	1	SPACER, control lever, lower
20	70924696	5	O-RING, valve housing
21	-----	1	VALVE ASSEMBLY, control (See HYDRAULIC TANK AND CONTROL VALVE)
	70920609	5	CAPSCREW, 1/2"NF x 7-1/4" (Not used with VALVE 70635480)
	70920605	2	CAPSCREW, 1/2"NF x 8" (Additional 3 used with VALVE 70635480)
	70093059	2	CAPSCREW, 1/2"NF x 8-1/2" (For VALVE 70635480 only)
	70904208	7	LOCKWASHER, 1/2"
22	70924114	1	O-RING, flow valve plunger
23	70924091	4	O-RING, valve housing



DIVERTER VALVE AND CONTROLS (First type, 3 spool valve)

DIVERTER VALVE AND CONTROLS

USAGE: Special equipment. For 3-spool valve prior to loader serial No. 23003. Provides rear hydraulic outlet for operation of auxiliary equipment

ITEM	PART NO.	QTY.	DESCRIPTION
1	-----	1	VALVE ASSEMBLY (See HYDRAULIC TANK AND CONTROL VALVE)
2	70093059	2	CAPSCREW, 1/2"NF x 8-1/2"
3	70636694	1	STUD, 1/2"NF x 10-1/4"
4	70636693	4	STUD, 1/2"NF x 12-3/4"
	70904208	7	LOCKWASHER, 1/2"
	70911043	5	NUT, 1/2"NF
5	70924114	2	O-RING, flow valve plunger (1-3/4" I.D.)
6	70924091	8	O-RING, valve housing (3/8" I.D.)
7	70924696	2	O-RING, valve housing (1-1/4" I.D.)
8	70924192	10	O-RING, valve housing (1-1/2" I.D.)
9	-----	-	PLATE (See TANK AND COVERS)
10	70635480	1	VALVE ASSEMBLY, diverter (See page 375 for parts)
11	70043576	1	CAPSCREW, 1/2"NF x 3-3/4"
	70904208	1	LOCKWASHER, 1/2"
12	73023442	1	END, operating plunger
	70913177	1	NUT, jam, 1/2"NF
13	70624832	2	STRAP, operating plunger end
14	70624939	1	LEVER ASSEMBLY, valve control (Includes item 15)
15	73013909	6	BUSHING, control rods and levers
16	70626406	1	SPACER, control lever
17	70635831	1	BLOCK, lever spacing
18	70625776	1	LEVER ASSEMBLY, operating, dump (Includes items 15, 24 and 25)
19	70625767	1	ROD ASSEMBLY, control, dump (Includes item 15)
	70917666	1	YOKE, rod end, adjustable, 1/2"NF
	70913830	1	NUT, jam, 1/2"NF
20	70625778	1	LEVER ASSEMBLY, operating, raise and lower (Includes items 15, 24 and 25)
21	70625769	1	ROD ASSEMBLY, control, raise and lower (Includes item 15)
	70917666	1	YOKE, rod end, adjustable, 1/2"NF
	70913830	1	NUT, jam, 1/2"NF
22	70624947	1	BRACKET ASSEMBLY, lever (Includes 1 PIN 70921272)
	70921272	1	PIN, roll, 3/16" x 1-3/4"
	70915228	4	CAPSCREW, 3/8"NF x 1-1/4"
	70904206	4	LOCKWASHER, 3/8"
	70921138	1	NUT, elastic stop, 3/4"NF
23	70049993	8	PIN, operating linkage
	70900806	8	PIN, cotter, 1/8" x 1"
	70910244	5	WASHER, plain, SAE std., 1/2"

(Continued)

DIVERTER VALVE AND CONTROLS (Continued)

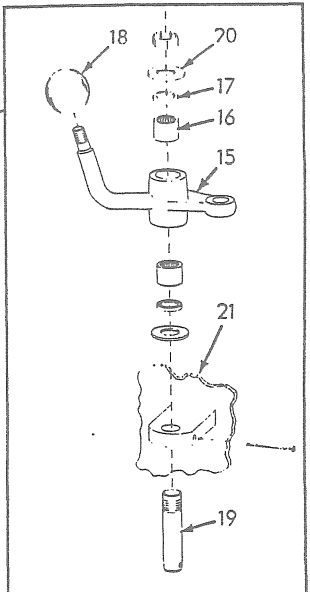
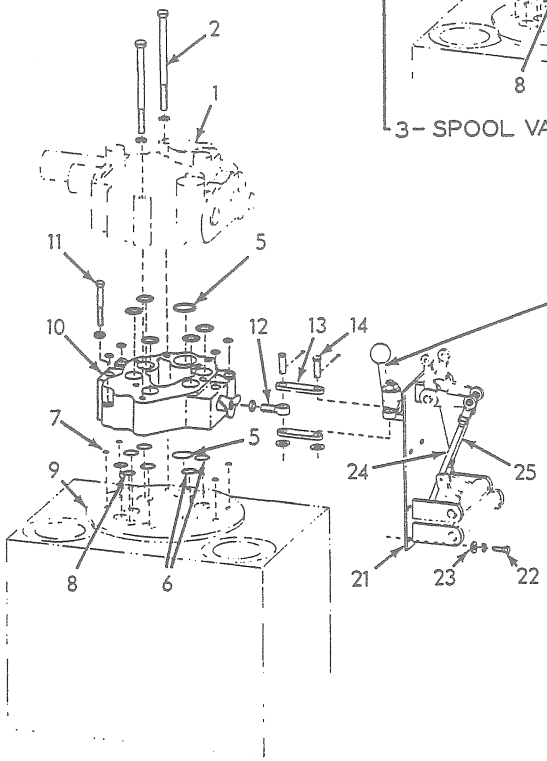
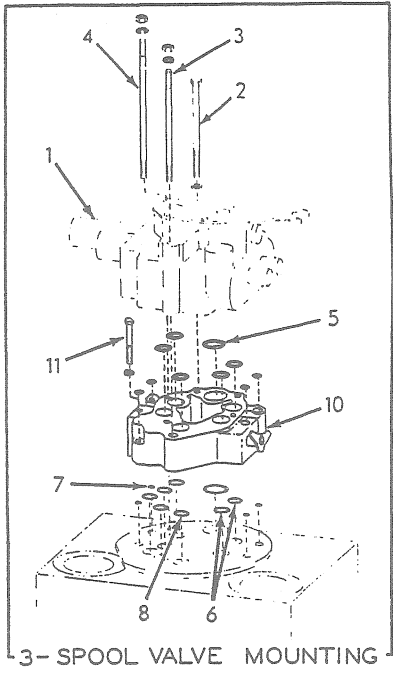
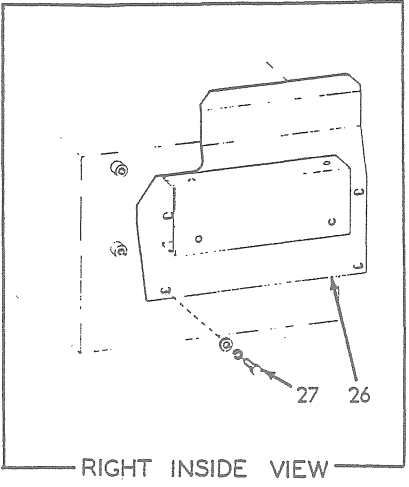
ITEM	PART NO.	QTY.	DESCRIPTION
24	70208253	8	BEARING, needle, operating lever
25	70052662	8	SEAL, operating lever
26	70649544	1	LEVER ASSEMBLY, operating (Includes item 15)
27	70090020	1	KNOB, operating lever
28	70091862	3	KNOB, operating lever
29	70635621	1	PLATE, mounting, operating lever
30	73017086	1	WASHER, operating lever
31	70635276	1	SHAFT, operating lever
	70916171	1	PIN, roll, 1/4" x 1-1/2"
	70910255	1	WASHER, plain, SAE std., 3/4"
	70921138	1	NUT, elastic stop, 3/4"NF
32	70635663	1	LINK ASSEMBLY, operating plunger (Includes item 33)
33	70049988	1	BUSHING, operating plunger link

DIVERTER VALVE AND CONTROLS

USAGE: Special equipment. For 2-spool and 3-spool valve effective with loader serial No. 23003. Provides rear hydraulic outlet for operation of auxiliary equipment

ITEM	PART NO.	QTY.	DESCRIPTION
1	-----	1	VALVE ASSEMBLY (See HYDRAULIC TANK AND CONTROL VALVE; also SHOVEL VALVE CONTROLS)
	70920605	5	CAPSCREW, 1/2"NF x 8" (For 2-spool valve only)
2	70093059	2	CAPSCREW, 1/2"NF x 8-1/2"
3	70636694	1	STUD, 1/2"NF x 10-1/4" } For 3-spool
4	70636693	4	STUD, 1/2"NF x 12-3/4" } valve only
	70904208	7	LOCKWASHER, 1/2"
	70911043	5	NUT, 1/2"NF (For 3-spool valve only)
5	70924114	2	O-RING, flow valve plunger (1-3/4" I. D.)
6	70924696	2	O-RING, valve housing (1-1/4" I. D.)
7	70924091	8	O-RING, valve housing (3/8" I. D.)
8	70924192	10	O-RING, valve housing (1-1/2" I. D.)
9	-----	-	PLATE (See TANK AND COVERS)
10	70635480	1	VALVE ASSEMBLY, diverter (See page 375 for parts)
11	70043576	1	CAPSCREW, 1/2"NF x 3-3/4"
	70904206	1	LOCKWASHER, 1/2"
12	73023442	1	END, operating plunger
	70913830	1	NUT, jam, 1/2"NF
13	70635275	2	LINK, operating plunger end
14	70049993	2	PIN, operating plunger link
	70900806	2	PIN, cotter, 1/8" x 1"
	70910244	2	WASHER, plain, SAE std., 1/2"
15	70635282	1	LEVER, valve control
16	70208253	2	BEARING, needle, control lever
17	70052662	2	SEAL, control lever bearing
18	70090020	1	KNOB, control lever
19	70635276	1	SHAFT, control lever
	70910255	1	WASHER, plain, SAE std., 3/4"
	70921138	1	NUT, elastic stop, 3/4"
	70920449	1	PIN, roll, 1/4" x 2"
20	73017086	1	WASHER, spacing, control lever
21	70635288	1	PLATE, mounting, control lever (Replaces standard mounting plate)
22	70036034	6	CAPSCREW, 3/8"NF x 1"
	70904206	6	LOCKWASHER, 3/8"
23	70044973	6	WASHER, plain

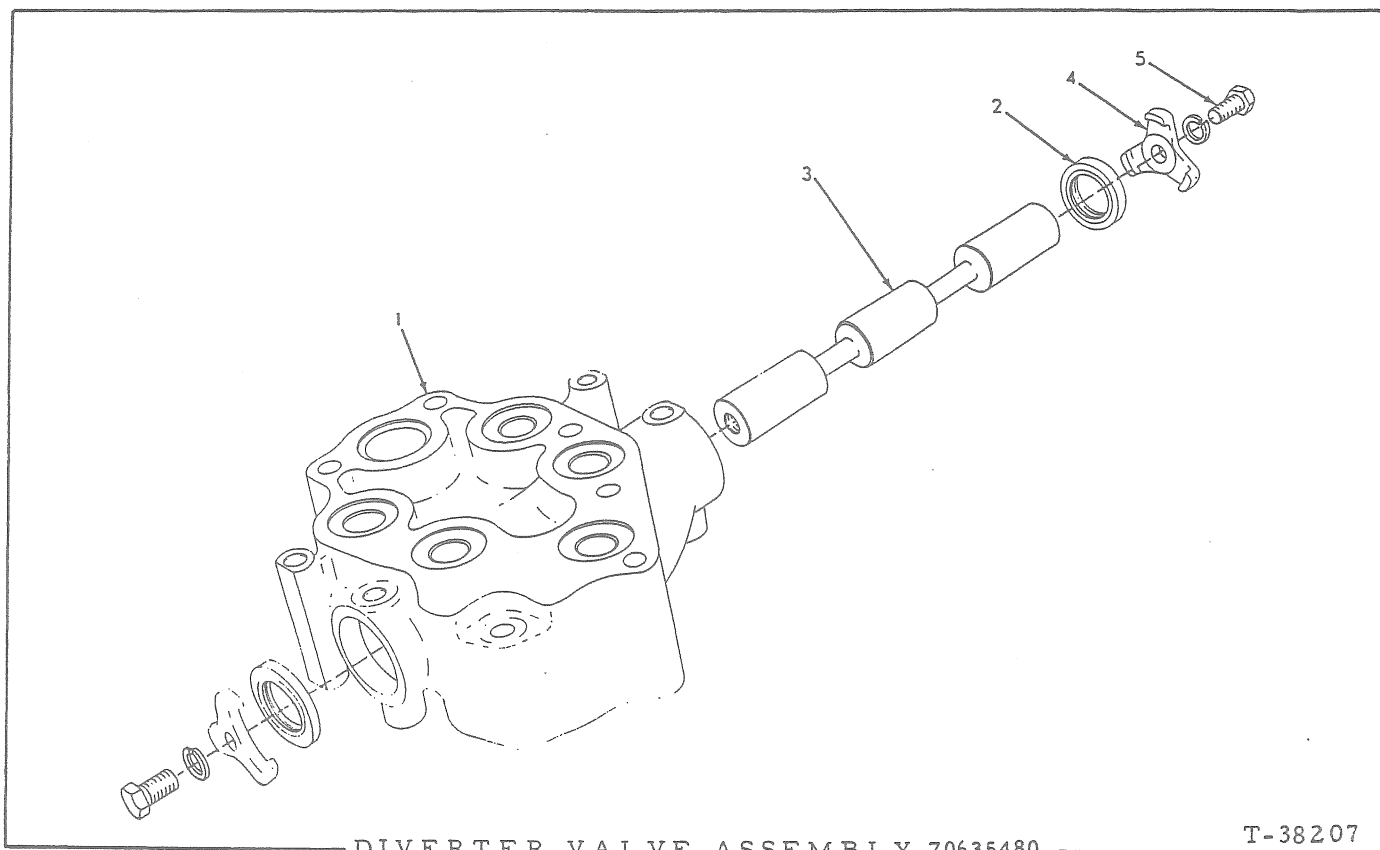
(Continued)



DIVERTER VALVE AND CONTROLS (Second type)

DIVERTER VALVE AND CONTROLS (Continued)

ITEM	PART NO.	QTY.	DESCRIPTION
24	70635286	1	ROD, connecting, operating lever (long) (Replaces standard rod)
	70911041	2	NUT, 3/8"NF
25	70635274	1	ROD, connecting, operating lever (short) (Replaces standard rod)
	70911041	2	NUT, 3/8"NF
26	70635284	1	GUARD, protecting, operator
27	70070467	4	CAPSCREW, 1/2"NF x 1"
	70904208	4	LOCKWASHER, 1/2"
	70910244	4	WASHER, plain, SAE std., 1/2"

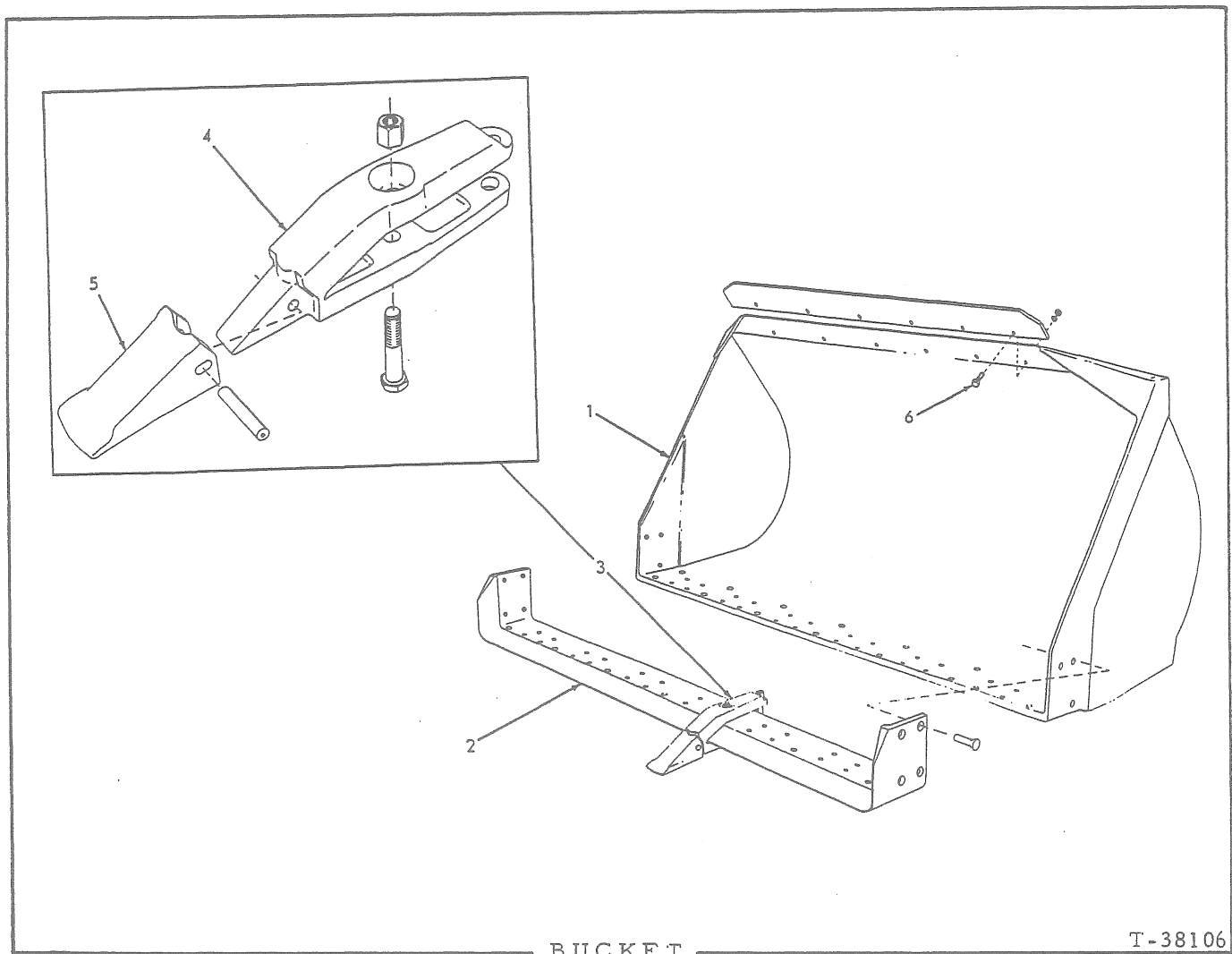


DIVERTER VALVE ASSEMBLY 70635480

T-38207

USAGE: See page 369, 371, 373

ITEM	PART NO.	QTY.	DESCRIPTION
1	-----	1	HOUSING, valve (Not serviced separately)
2	73039011	2	SEAL, oil, operating plunger
3	-----	1	PLUNGER, operating (Not serviced separately)
4	70636462	2	STOP, operating plunger
5	70070467	2	CAPSCREW, 1/2"NF x 1"
	70904208	2	LOCKWASHER, 1/2"
} 1 less used when installed			



* Standard
 ** Heavy-duty
 Δ Light materials
 ΔΔ General purpose

ITEM PART NO. QUANTITY * ** Δ ΔΔ DESCRIPTION

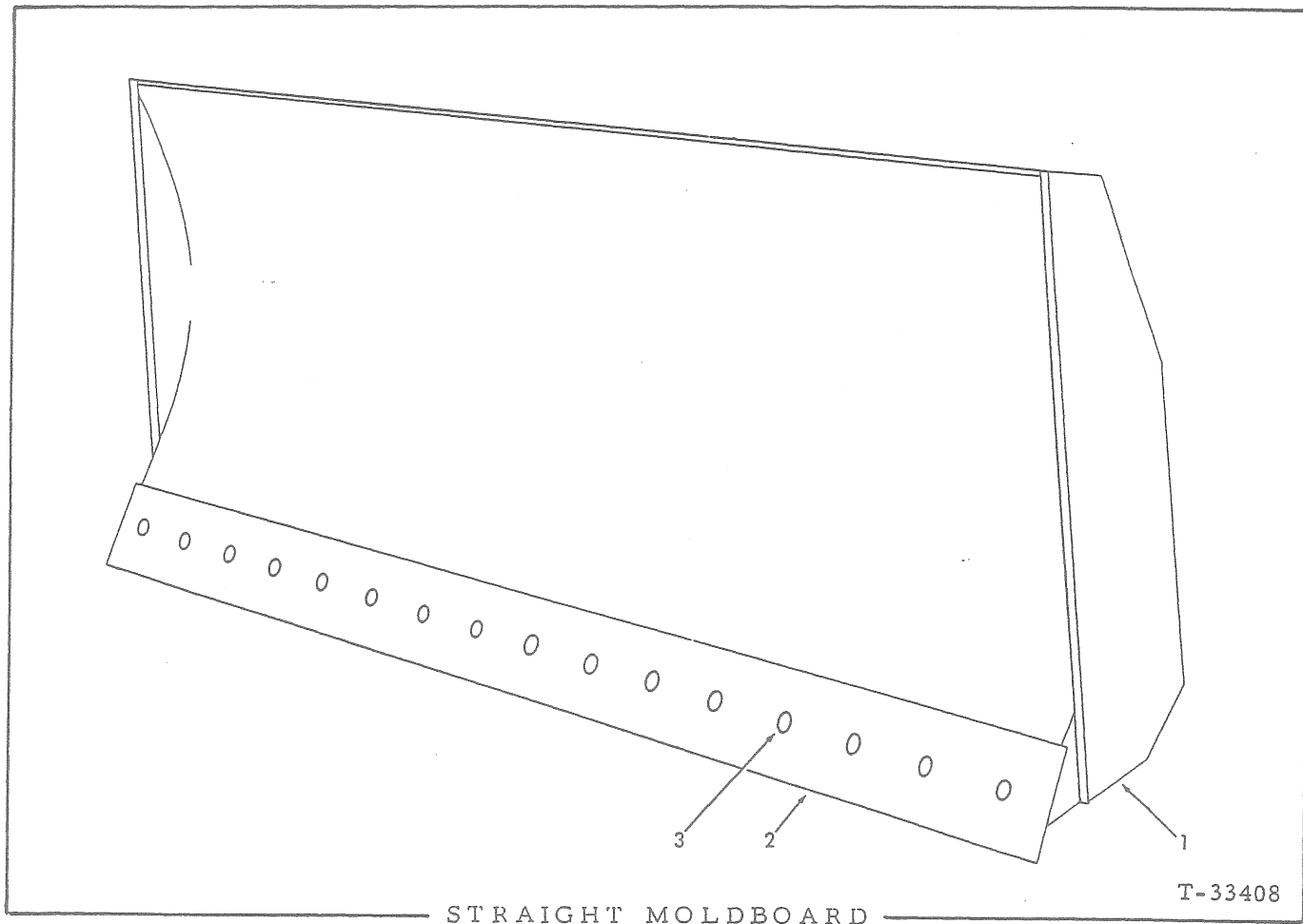
NOTE: See page 385 for Multi-Purpose bucket

1	-----	1	-	-	-	BUCKET ASSEMBLY (Includes item 2)(Order BUCKET ASSEMBLY 70627034)
	-----	-	1	-	-	BUCKET ASSEMBLY (Includes item 2)(Order BUCKET ASSEMBLY 70627034)
	-----	-	-	1	-	BUCKET ASSEMBLY (Includes item 2)(Discontinued)
	70627034	-	-	-	1	BUCKET ASSEMBLY (Includes item 2)
2	70625918	1	1	-	1	EDGE, cutting (79" long)(Requires welding to install)
	70911576	24	24	-	30	RIVET, ctsk-hd., 1/2"x 2-1/4"
	70921806	8	8	-	-	RIVET, ctsk-hd., 1/2" x 2-3/4"
	73026787	-	-	1	-	EDGE, cutting (93-3/4" long)(Requires welding to install)
	73026966	-	-	30	-	RIVET, pan-hd., 1/2" x 2"

(Continued)

BUCKET (Continued)

ITEM	PART NO.	QUANTITY				DESCRIPTION	
		*	**	△	△△		
3	73032628	7	-	-	-	TOOTH ASSEMBLY, bucket	} Each includes items 4 and 5 and hardware indented below
	73031821	-	7	-	-	TOOTH ASSEMBLY, bucket	
	70626223	-	-	-	7	TOOTH ASSEMBLY, bucket	
	70034440	14	7	-	14	CAPSCREW, 5/8"NF x 3-1/2"	
	73033514	-	7	-	-	CAPSCREW, 5/8"NF x 3-3/4"	
	70072366	14	14	-	14	NUT, high, 5/8"NF	
4	73032200	7	-	-	-	SHANK, tooth	
	73031198	-	7	-	-	SHANK, tooth	
	70626193	-	-	-	7	SHANK, tooth	
5	73020853	7	7	-	7	POINT, shank	
	70921200	7	7	-	-	PIN, roll, 1/2" x 2-3/4"	
	70626279	-	-	-	7	PIN, roll	
6	70658353	-	-	-	1	PLATE, spill (Special equipment)	
	70035190	-	-	-	6	CAPSCREW, 1/2"NC x 1-1/2"	
	70904208	-	-	-	6	LOCKWASHER, 1/2"	
	70911028	-	-	-	6	NUT, 1/2"NC	

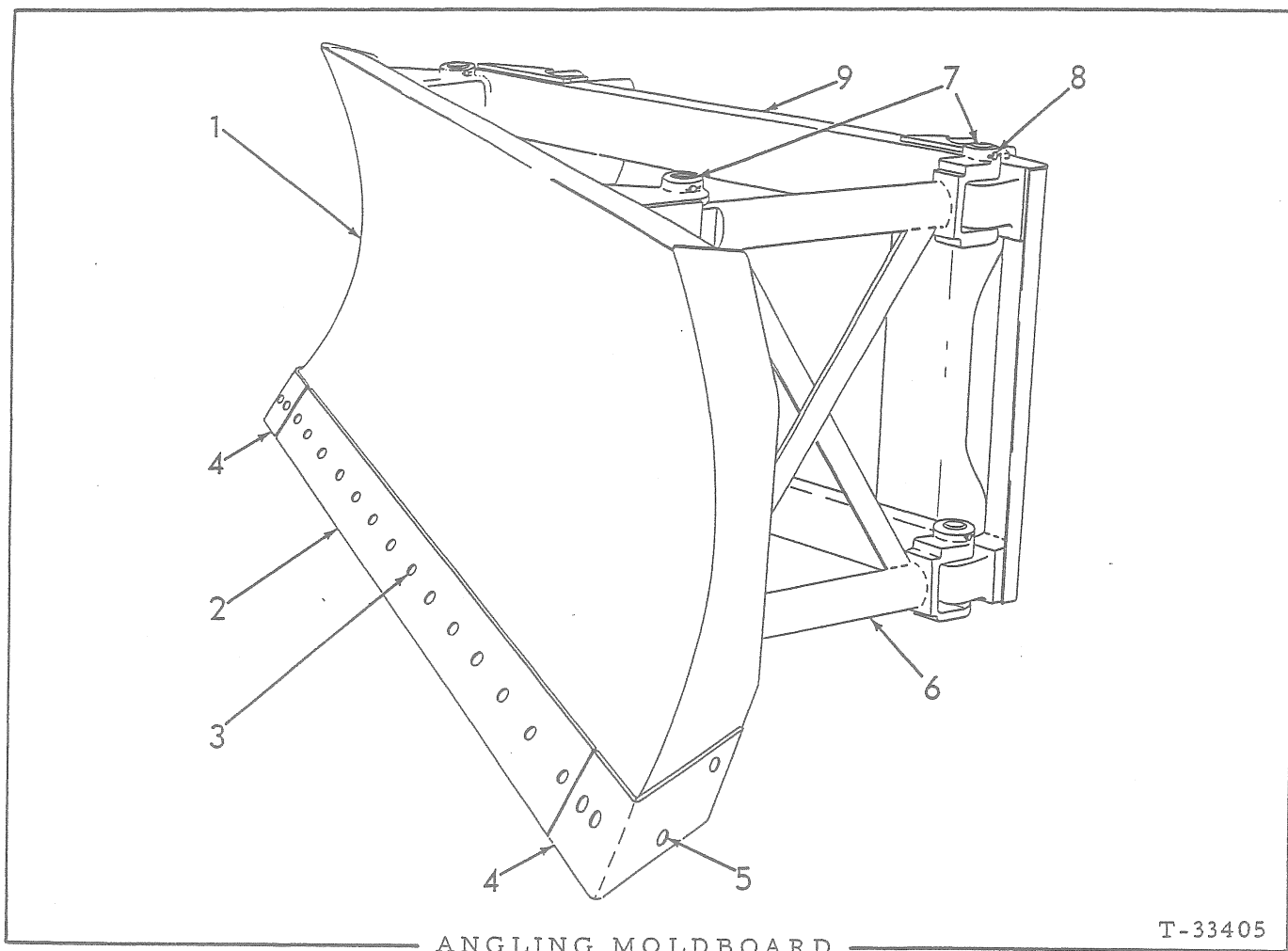


USAGE: Special equipment

* 76" Moldboard
 ** 96" Moldboard

ITEM	PART NO.	QTY.		DESCRIPTION
		*	**	
1	-----	1	-	MOLDBOARD ASSEMBLY (Includes items 2 and 3) (Discontinued)
	70097956	-	1	MOLDBOARD ASSEMBLY (Includes items 2 and 3)
2	73001417	1	-	EDGE, cutting
	73001683	-	1	EDGE, cutting
3	70617125	13	16	BOLT, plow, 5/8"NC x 2"
	70911029	13	16	NUT, 5/8"NC

(Revised June 1979)

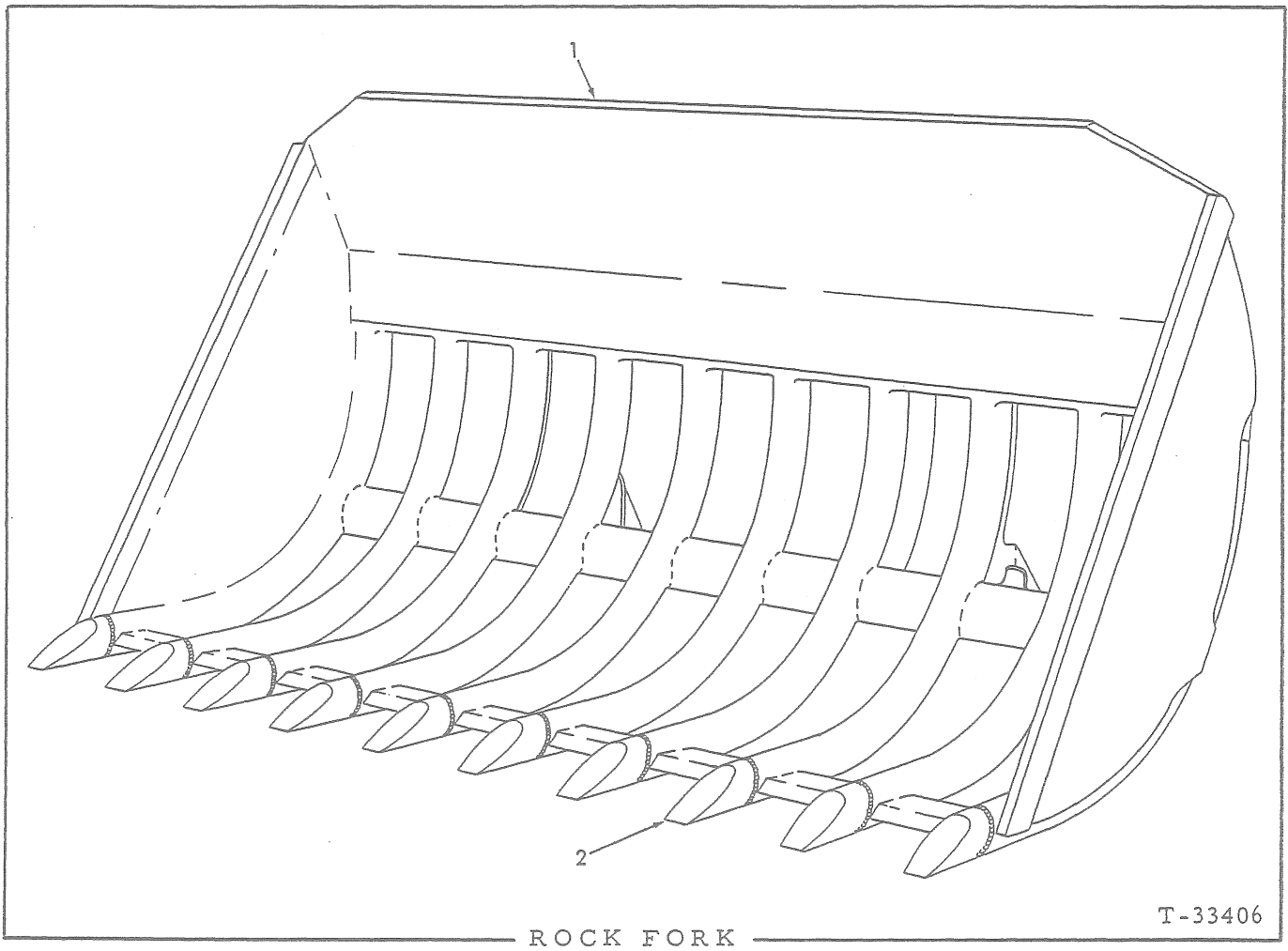


ANGLING MOLDBOARD

T-33405

USAGE: Special equipment

ITEM	PART NO.	QTY.	DESCRIPTION
1	70098003	1	MOLDBOARD ASSEMBLY (Includes items 2 thru 9)
2	70625648	1	EDGE, cutting
3	70617125	14	BOLT, plow, 5/8"NC x 2"
	70911029	14	NUT, 5/8"NC
4	70625649	1	BIT, left end
	70625650	1	BIT, right end
5	70617125	8	BOLT, plow, 5/8"NC x 2"
	70911029	8	NUT, 5/8"NC
6	70625660	1	STRUT, moldboard
7	70625656	6	PIN, moldboard pivot
8	73001621	6	PIN, retaining, moldboard
	70900806	6	PIN, cotter, 1/8" x 1"
9	70625624	1	FRAME, moldboard mounting

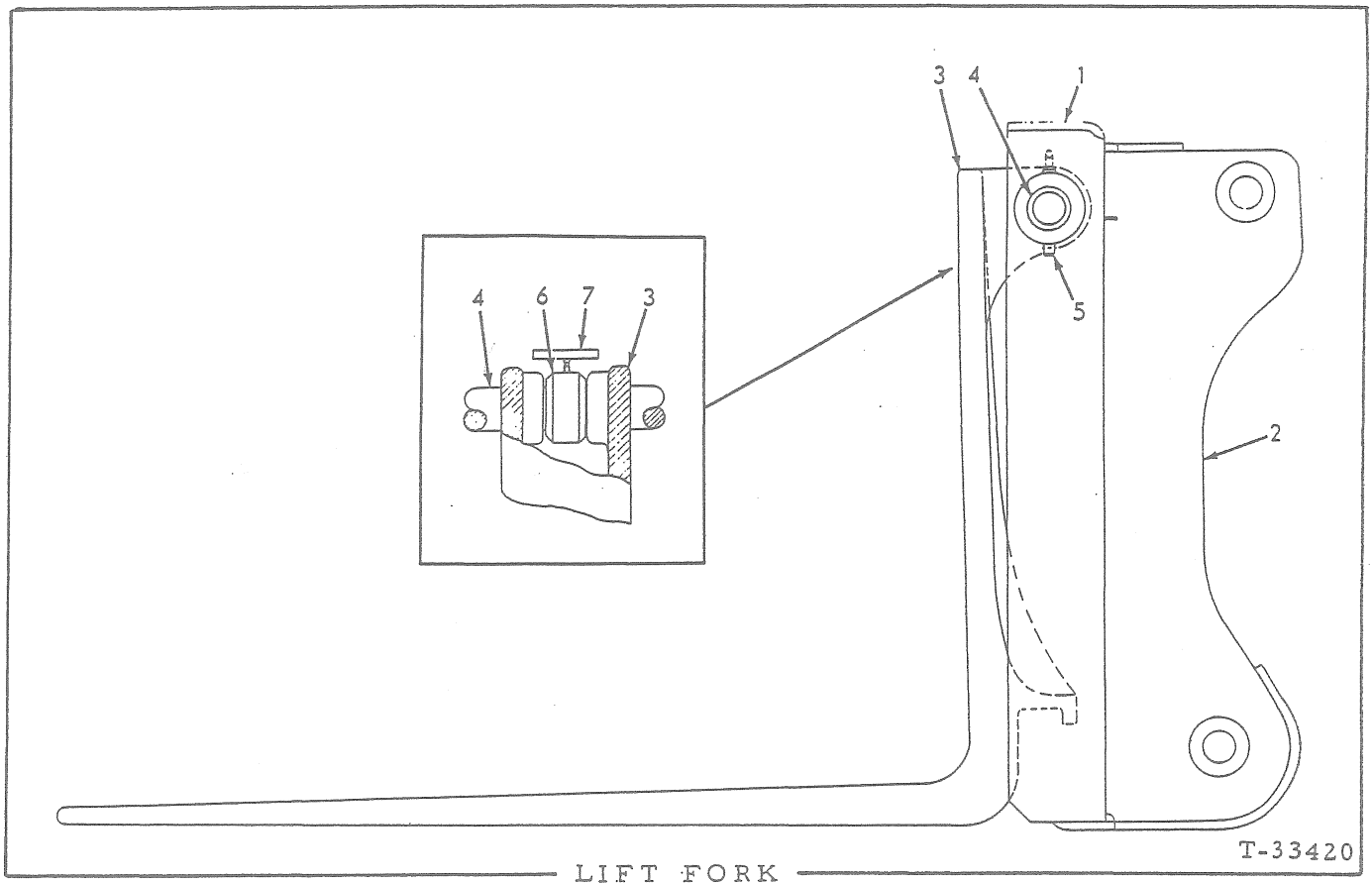


USAGE: Special equipment

ITEM	PART NO.	QTY.	DESCRIPTION
1	-----	1	*ROCK FORK ASSEMBLY (3" spacing. 14 teeth)(Includes item 2)
	-----	1	*ROCK FORK ASSEMBLY (4" spacing. 12 teeth)(Includes item 2)
	-----	1	*ROCK FORK ASSEMBLY (5" spacing. 11 teeth)(Includes item 2)
	-----	1	*ROCK FORK ASSEMBLY (6" spacing. 10 teeth)(Includes item 2)
	-----	1	*ROCK FORK ASSEMBLY (7" spacing. 9 teeth. (Includes item 2)
	-----	1	*ROCK FORK ASSEMBLY (8-1/4" spacing. 8 teeth)(Includes item 2)
2	73003042	as req'd.	TOOTH, rock fork (Requires welding to install)

* Discontinued

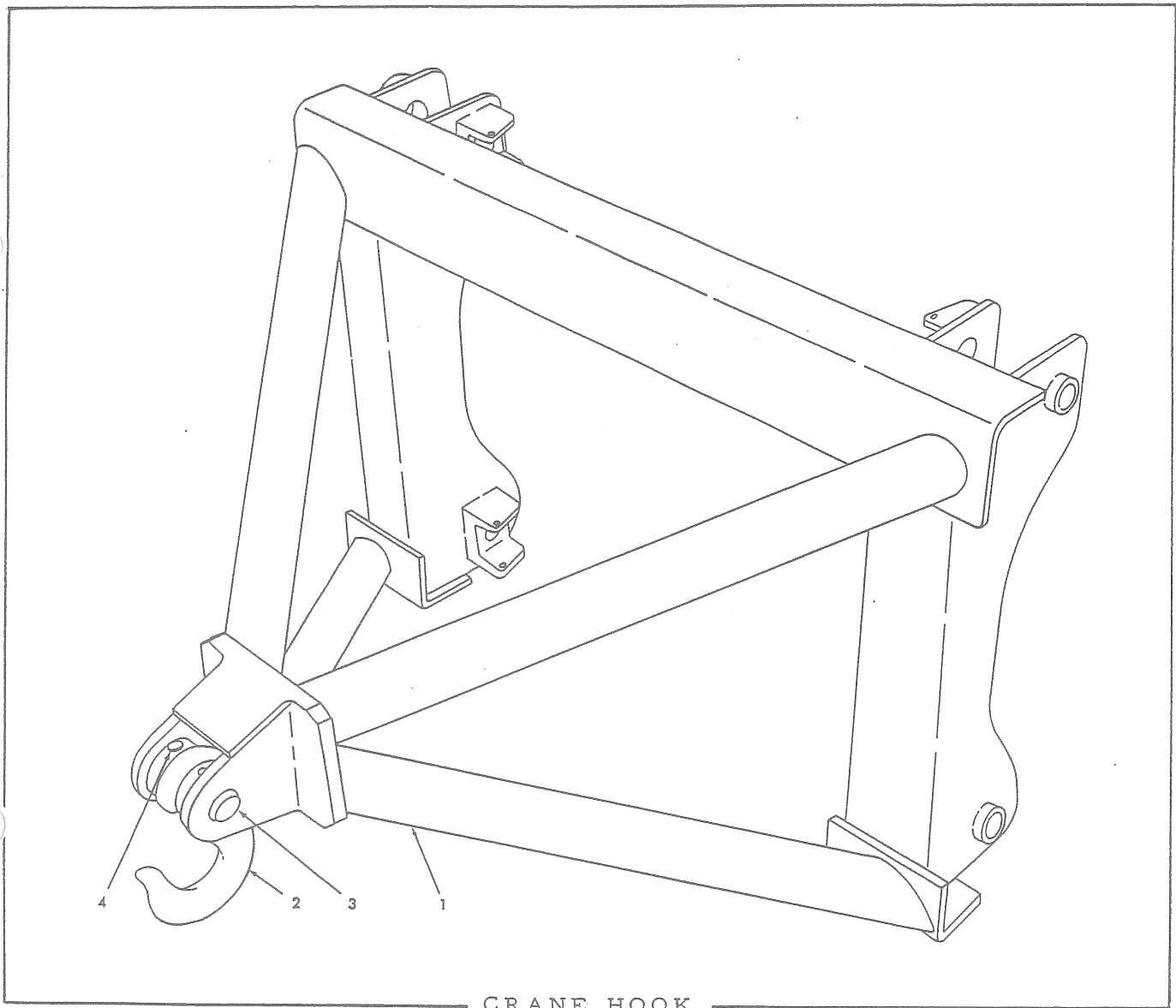
(Revised June 1979)



USAGE: Special equipment. Production discontinued.

ITEM	PART NO.	QTY.		DESCRIPTION
		*	**	
1	-----	1	-	LIFT FORK ASSEMBLY (Includes items 2 thru 5)
	-----	-	1	LIFT FORK ASSEMBLY (Includes items 2 thru 7)
2	70626412	1	-	FRAME, lift fork
	70626421	-	1	FRAME, lift fork
3	73017914	2	-	FORK, lift
	73017913	-	2	FORK, lift
4	73012546	2	-	PIN, fork supporting
	73024317	-	2	BAR, fork supporting
5	73001622	2	1	PIN, retaining
	7090C806	2	1	PIN, cotter, 1/8" x 1"
6	73003508	-	2	SPACER, supporting bar
7	73002629	-	2	SCREW ASSEMBLY, spacer locking (Includes T-handle)

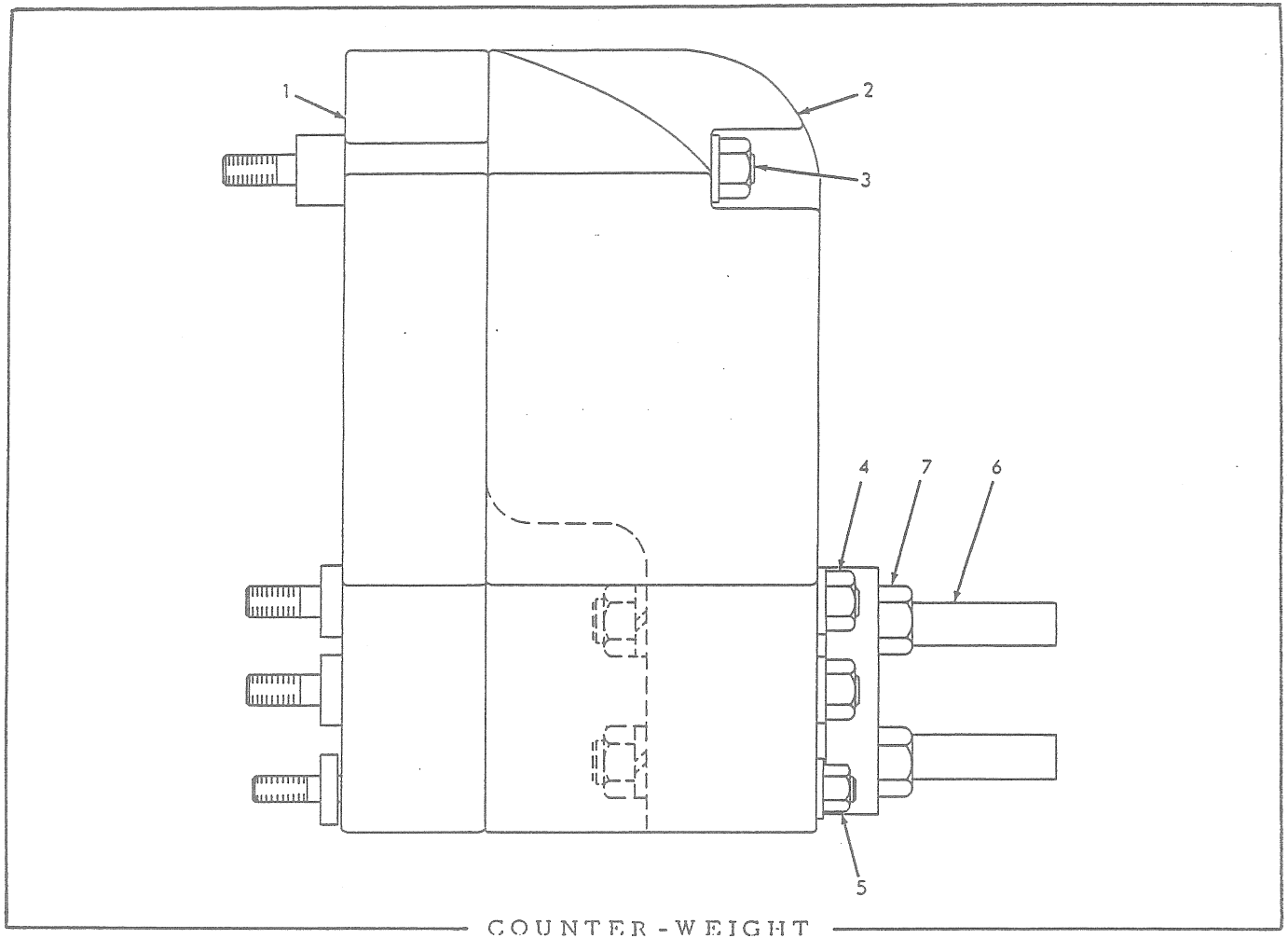
(Revised June 1979)



CRANE HOOK

USAGE: Special equipment. Production discontinued

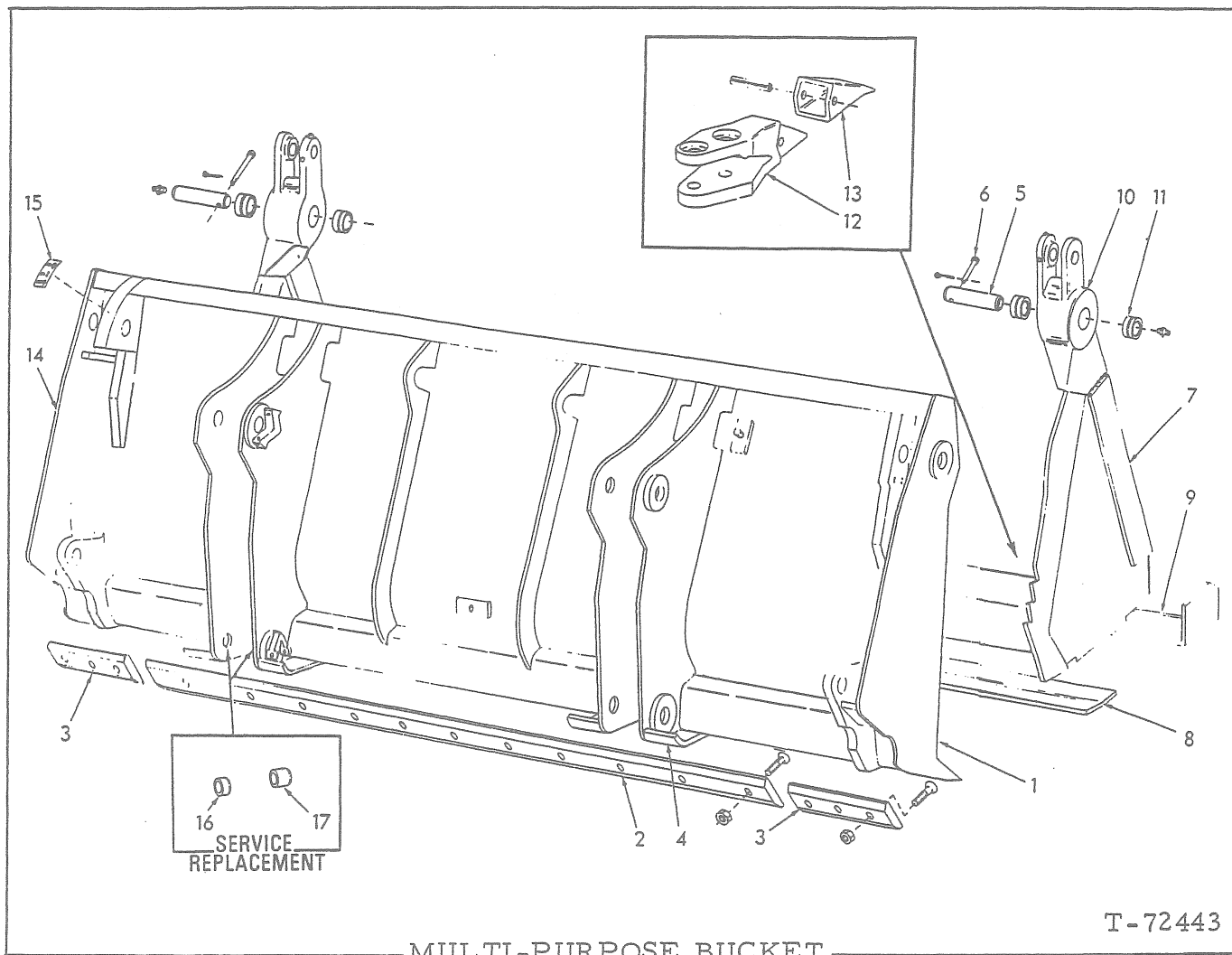
ITEM	PART NO.	QTY.	DESCRIPTION
1	-----	1	FRAME (Not serviced)
2	73003458	1	HOOK, lifting, crane
3	73004830	1	PIN, pivot, hook
4	73001621 70900806	1 1	PIN, retaining PIN, cotter, 1/8" x 1"



USAGE: Special equipment

* Light
** Heavy

ITEM	PART NO.	QTY.		DESCRIPTION
		*	**	
1	70635667	-	1	COUNTER-WEIGHT, inner
2	70635682	1	1	COUNTER-WEIGHT, outer
3	70635112	2	-	STUD (7/8" x 10")
	70635668	-	2	STUD (7/8" x 14-3/8")
4	70635685	4	-	STUD (7/8" x 13-1/8")
	70635675	-	4	STUD (7/8" x 17-1/8")
	70636759	6	6	WASHER, plain
	70911031	6	6	NUT, 7/8"NC
5	70635683	2	-	STUD (3/4" x 12-7/8")
	70635674	-	2	STUD (3/4" x 16-7/8")
	70061689	2	2	WASHER, plain
	70911030	2	2	NUT, 3/4"NC
6	70635680	1	1	PLATE, drawbar
7	70034065	4	4	CAPSCREW, 1-1/4"NF x 8"
	70904210	4	4	LOCKWASHER, 1-1/4"
	70913097	4	4	NUT, 1-1/4"NF



T-72443

MULTI-PURPOSE BUCKET

USAGE: Special equipment

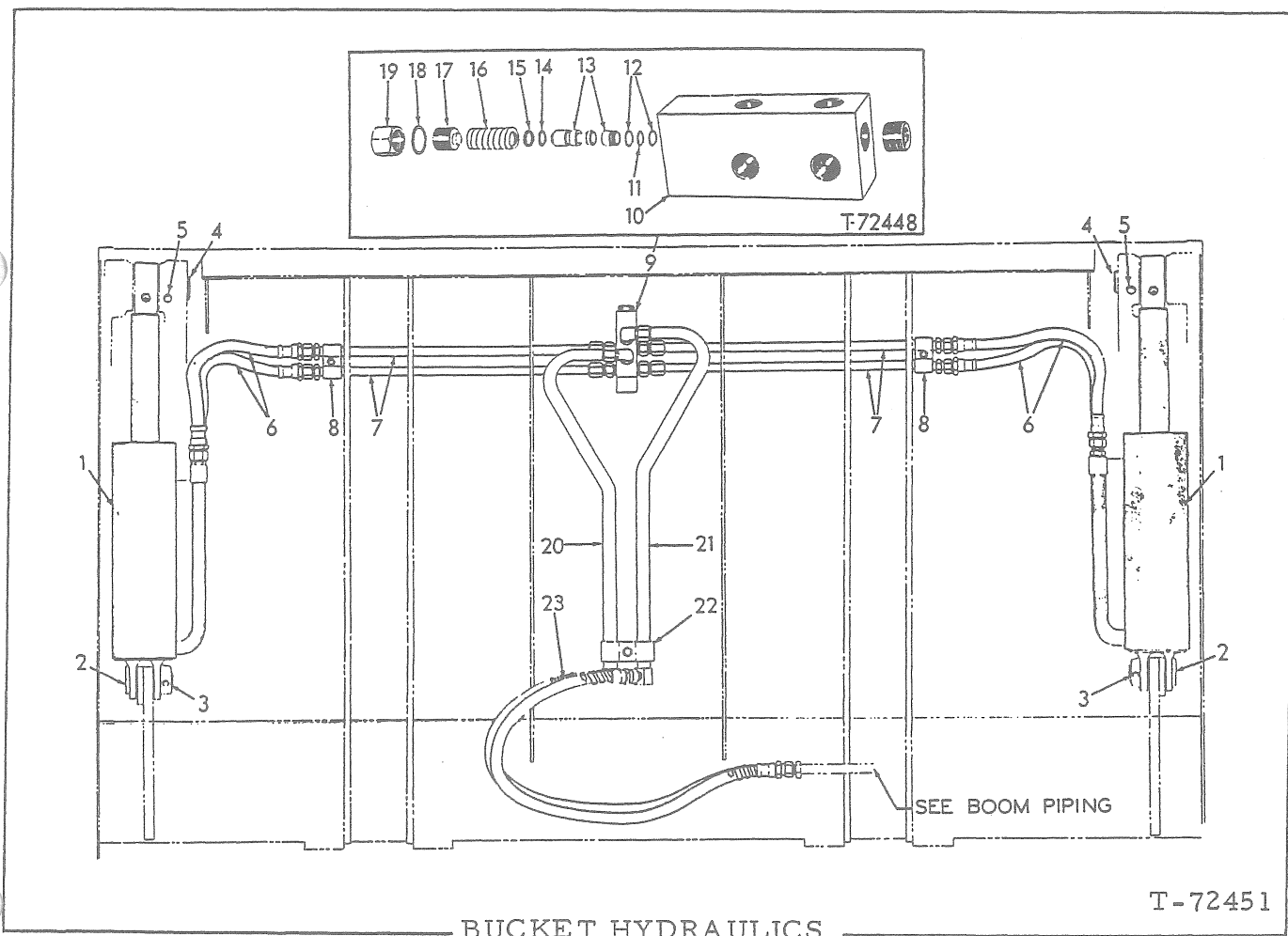
ITEM	PART NO.	QTY.	DESCRIPTION
1	70668527	1	MOLDBOARD ASSY. (Service replacement)(Includes items 2 thru 4)(For first replacement also order 4 each of items 16 and 17)
2	70654148	1	EDGE, moldboard cutting
	70924797	10	BOLT, plow, 3/4"NC x 2"
	70910923	10	NUT, 3/4"NC
3	70654149	2	BIT, moldboard end
	70924797	6	BOLT, plow, 3/4"NC x 2"
	70910923	6	NUT, 3/4"NC
4	70652962	4	*SHOE, moldboard skid
5	70654150	2	PIN, clam pivot
	70914465	2	FITTING, lubricating, straight, 1/8"NPT
6	70652421	2	PIN, retaining, clam pivot pin
	70912317	2	PIN, cotter, 5/32" x 1"
7	70654151	1	CLAM ASSY (Includes items 8 thru 13)
8	70653349	1	*EDGE, clam cutting
9	70653338	1	*EDGE, bucket cutting
10	70652963	2	*HINGE, clam

(Continued)

MULTI-PURPOSE BUCKET (Continued)

ITEM	PART NO.	QTY.	DESCRIPTION
11	70653291	4	*BUSHING, clam hinge
12	70654171	9	*SHANK, bucket tooth
13	70654172	9	TIP, bucket tooth
	70918245	9	PIN, spring, 1/2" x 2-1/2"
14	70654127	2	TRANSFER, "clean-daily" (Applied to moldboard)
15	70654156	1	TRANSFER, clam opening indication (Applied to rear of moldboard)
16	70677199	4	BUSHING (1" long)
17	70677201	4	BUSHING (1-3/4" long)

} Not original equipment. Used to adapt service replacement moldboard



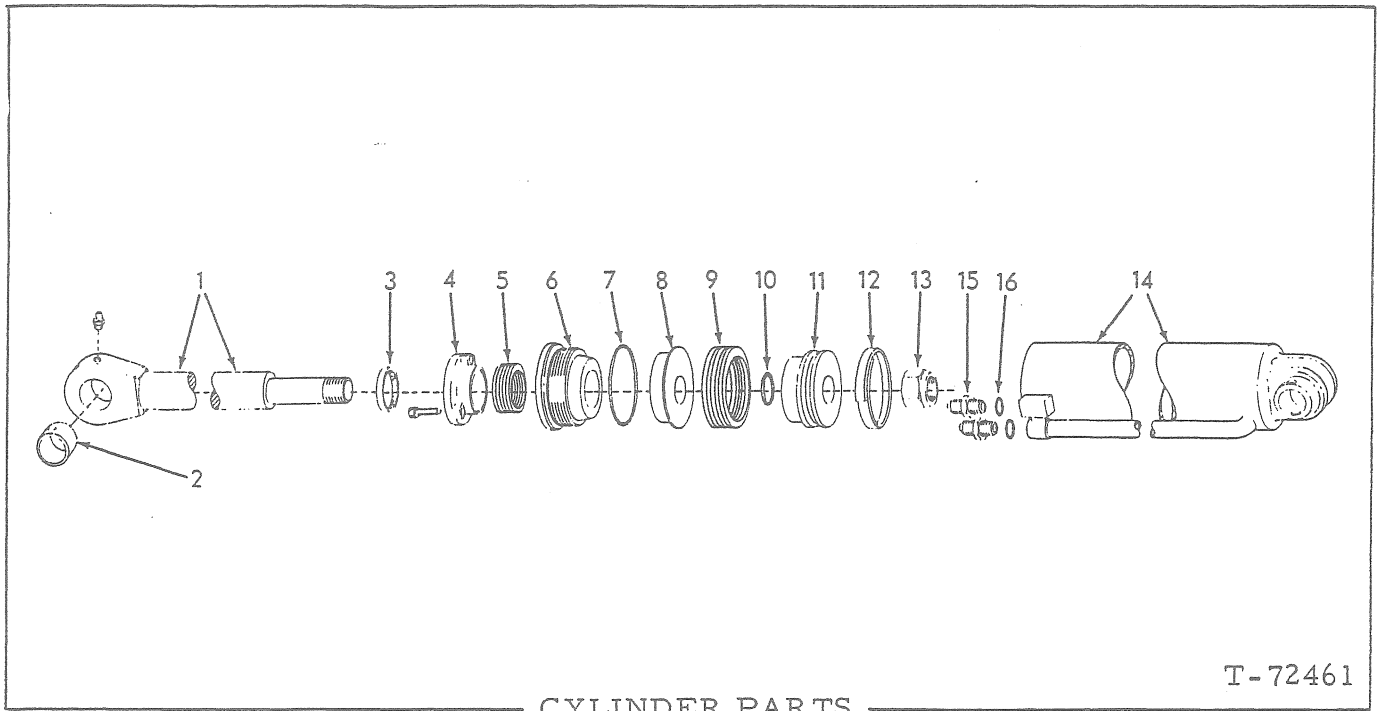
USAGE: Special equipment. For units with multi-purpose bucket

ITEM	PART NO.	QTY.	DESCRIPTION
1	70654160	2	CYLINDER ASSY., clam operating (See page 266 for parts)
2	70654115	2	PIN, clam cylinder, lower
3	70652419	2	PIN, retaining, cylinder lower pin
	70900806	2	PIN, cotter, 1/8" x 1"
4	70652888	2	PIN, clam cylinder, upper
5	70652889	2	PIN, retaining, cylinder upper pin
	70900806	2	PIN, cotter, 1/8" x 1"
6	70654126	4	HOSE, clam cylinder (See HOSE PARTS)
7	70654154	4	TUBE, horizontal
	70919472	4	CONNECTOR, flare type, 5/8" tube, 1/2"NPT male
8	70654125	2	CLAMP, supporting, horizontal tubes
	70911026	2	NUT, 3/8"NC
	70910287	2	LOCKWASHER, 3/8"
9	70654123	1	VALVE ASSY., safety (Includes items 10 thru 19)
10	-----	1	BODY, relief valve (Not serviced separately)
	70908944	1	PLUG, hex-socket, 1/2"NPT
11	70654133	1	<input type="checkbox"/> O-RING, relief valve seat

(Continued)

BUCKET HYDRAULICS (Continued)

ITEM	PART NO.	QTY.	DESCRIPTION	
12	-----	2	<input type="checkbox"/> RING, back-up, valve seat O-Ring	} Order item 24
13	-----	1	<input type="checkbox"/> PLUNGER ASSY., relief valve (Includes seat)	
14	70654033	1	<input type="checkbox"/> O-RING, relief valve plunger	
15	70656895	1	<input type="checkbox"/> RING, back-up, plunger O-Ring	
16	70656896	1	<input type="checkbox"/> SPRING, relief valve	
17	70656897	1	<input type="checkbox"/> SCREW, relief valve adjustment	
18	70656898	1	<input type="checkbox"/> GASKET, relief valve cap	
19	70656899	1	CAP, relief valve screw	
20	70654153	1	TUBE, vertical, left side	
	70920751	1	ELBOW, flare type, 90°, 3/4" tube, 1/2"NPT male	
21	70654152	1	TUBE, vertical, right side	
	70920751	1	ELBOW, flare type, 90°, 3/4" tube, 1/2"NPT male	
22	70654121	1	CLAMP, supporting, vertical tubes	
	70911026	1	NUT, 3/8"NC	
	70910287	1	LOCKWASHER, 3/8"	
23	70654118	2	HOSE, bucket lines to boom lines (See HOSE PARTS)	
24	70684391	1	KIT, repair (Includes items 11 thru 18)	
			<input type="checkbox"/> Components of item 24	

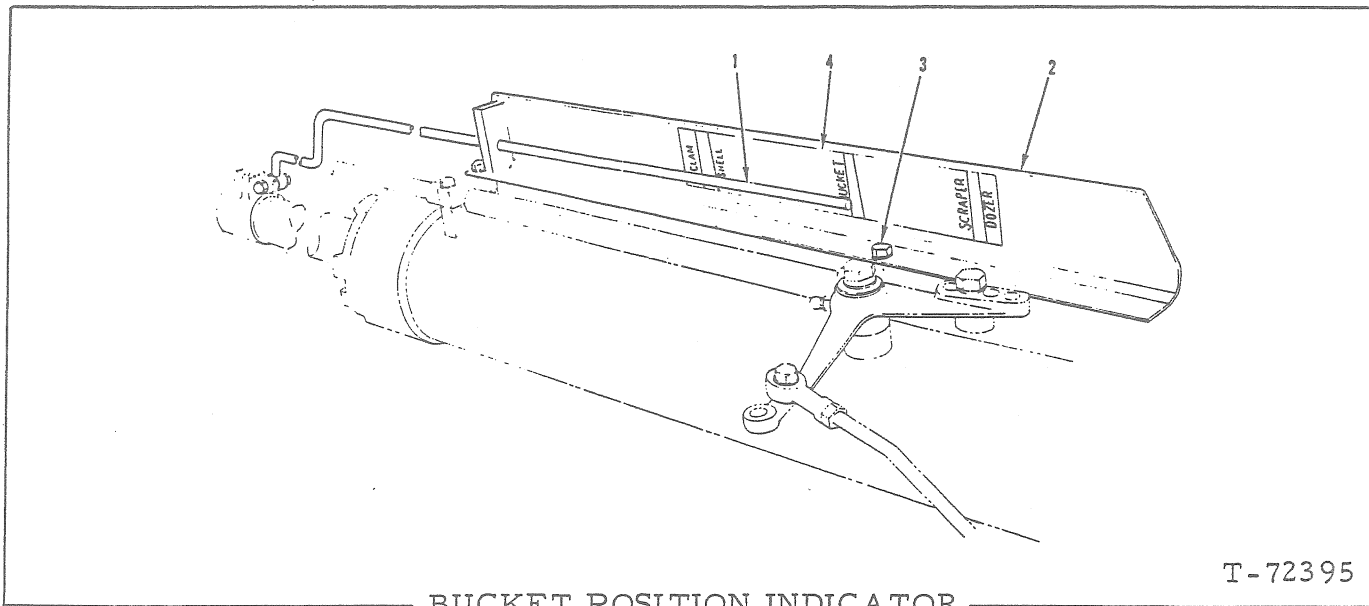


CYLINDER PARTS

T-72461

USAGE: See page 386

ITEM	PART NO.	QTY.	DESCRIPTION
1	70654166	2	ROD ASSY., piston (Includes item 2)
	70914465	2	FITTING, lubricating, straight, 1/8"NPT
2	70654170	2	BUSHING, piston rod
3	70652890	2	SEAL, wiper, piston rod
4	70654169	2	FLANGE, piston rod packing
	70924796	6	CAPSCREW, Nylok, 3/8"NF x 1"
5	70654168	2	PACKING SET, piston rod
6	70654167	2	HEAD, cylinder
7	70924798	2	O-RING, cylinder head
8	70654164	2	PISTON, upper half
9	70654163	2	PACKING SET, piston
10	70923664	2	O-RING, lower piston
11	70654161	2	PISTON, lower half
12	70654162	2	RING, wear, lower piston
13	70917778	2	NUT, piston rod (1-1/2"NF)
14	70654165	2	TUBE, cylinder
15	70923080	4	CONNECTOR, hydraulic line (Includes item 16)
16	70921349	4	O-RING, hydraulic line connector



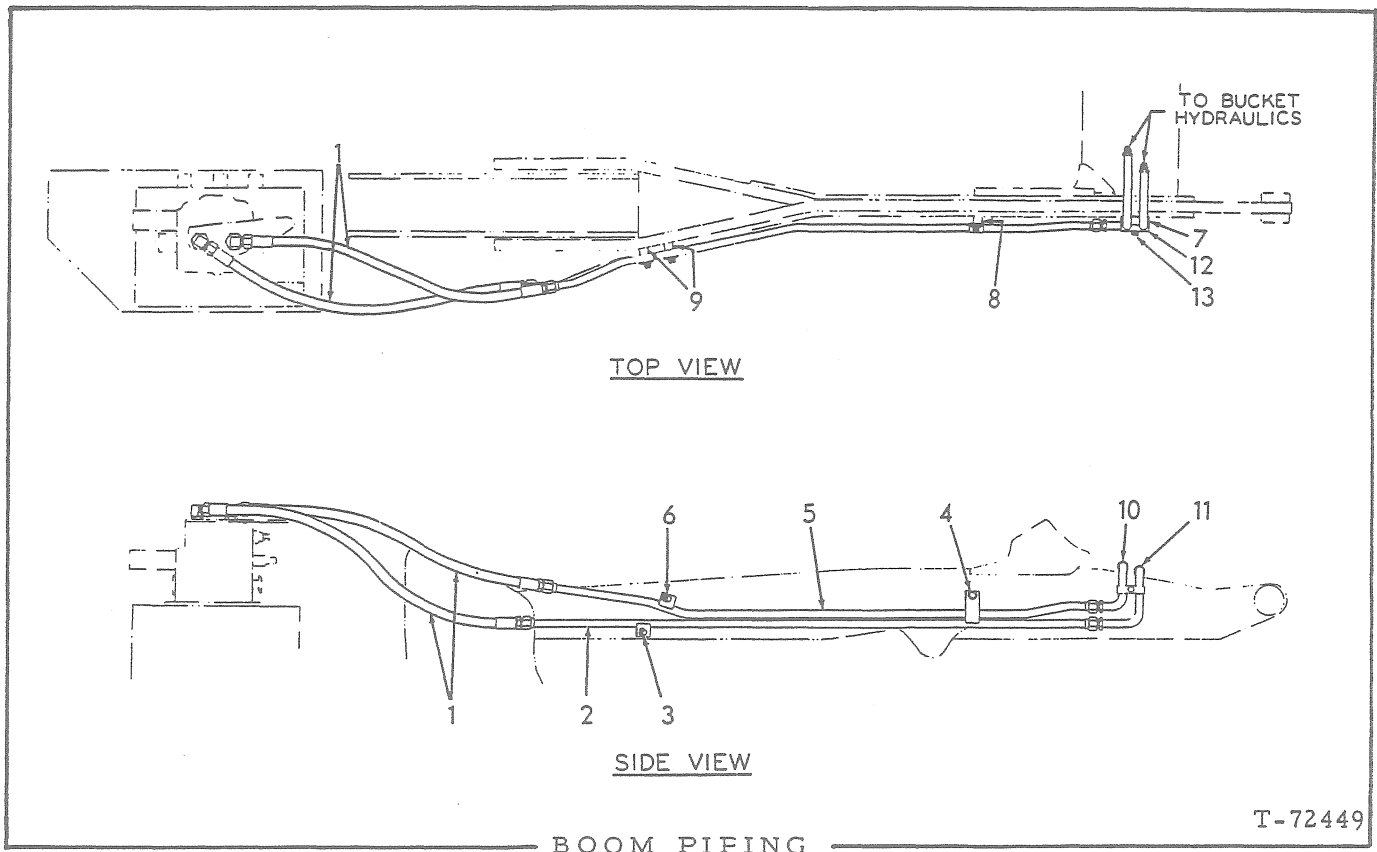
BUCKET POSITION INDICATOR

T-72395

USAGE: Special equipment. For units with multi-purpose bucket

ITEM	PART NO.	QTY.	DESCRIPTION
1	70654159	1	ROD, position indicator
	70920995	1	CAPSCREW, 3/8"NC x 2"
	70911026	1	NUT, 3/8"NC
2	70654158	1	PLATE, position indication
3	70928306	2	CAPSCREW, 5/16"NF x 1-1/2"
	70904205	2	LOCKWASHER, 5/16"
4	70654157	1	TRANSFER, position indication (2" x 12-3/4")

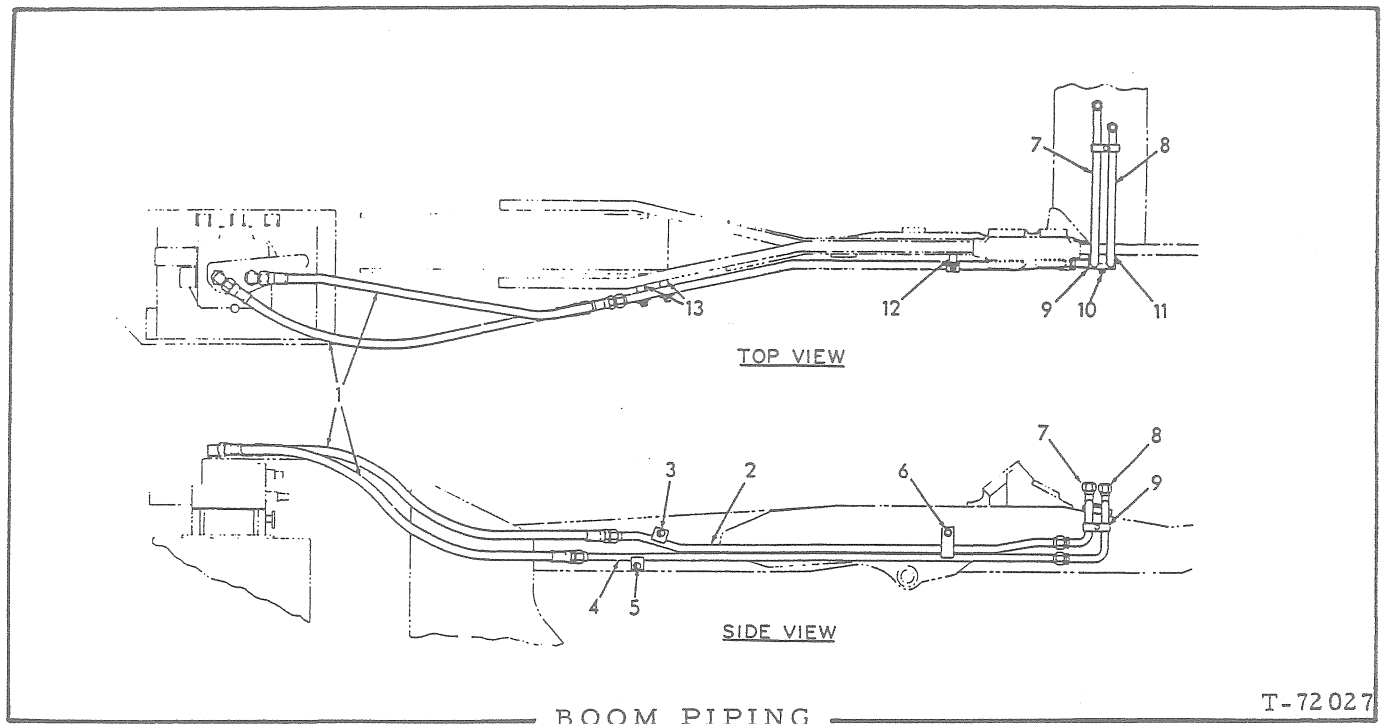
} For clamp on dump
cylinder piston rod



USAGE: Special equipment. For units with multi-purpose bucket or other power-operated attachment.

ITEM	PART NO.	QTY.	DESCRIPTION
1	70653767	2	HOSE, valve to piping (See HOSE PARTS)
	70921227	2	ELBOW, adjustable, 90°, flare type, 1" tube, 1-5/16" straight male thread (Includes washer, nut and O-RING 70921214)
2	70653768	1	TUBE ASSEMBLY, rear section, lower (Includes nuts)
3	70614478	1	CAPSCREW, 1/2"NF x 1-3/8"
4	70035018	2	CAPSCREW, 1/2"NF x 1-1/2"
	70904208	2	LOCKWASHER, 1/2"
	70064531	2	WASHER, plain
5	70653769	1	TUBE ASSEMBLY, rear section, upper (Includes nuts)
6	70614478	1	CAPSCREW, 1/2"NF x 1-3/8"
	70904208	1	LOCKWASHER, 1/2"
	70064531	1	WASHER, plain
7	70645610	1	CLAMP, front tubes
8	70065784	1	BLOCK, tapped
9	70637405	2	BLOCK, tapped
10	70653772	1	TUBE, front section, upper
11	70653771	1	TUBE, front section, lower
12	70645609	1	CLAMP, front tubes
13	70035018	1	CAPSCREW, 1/2"NF x 1-1/2"
	70904208	1	LOCKWASHER, 1/2"
14	70669725	2	STRIP, hose protecting (rubber) (Not illustrated)

} Require welding to boom

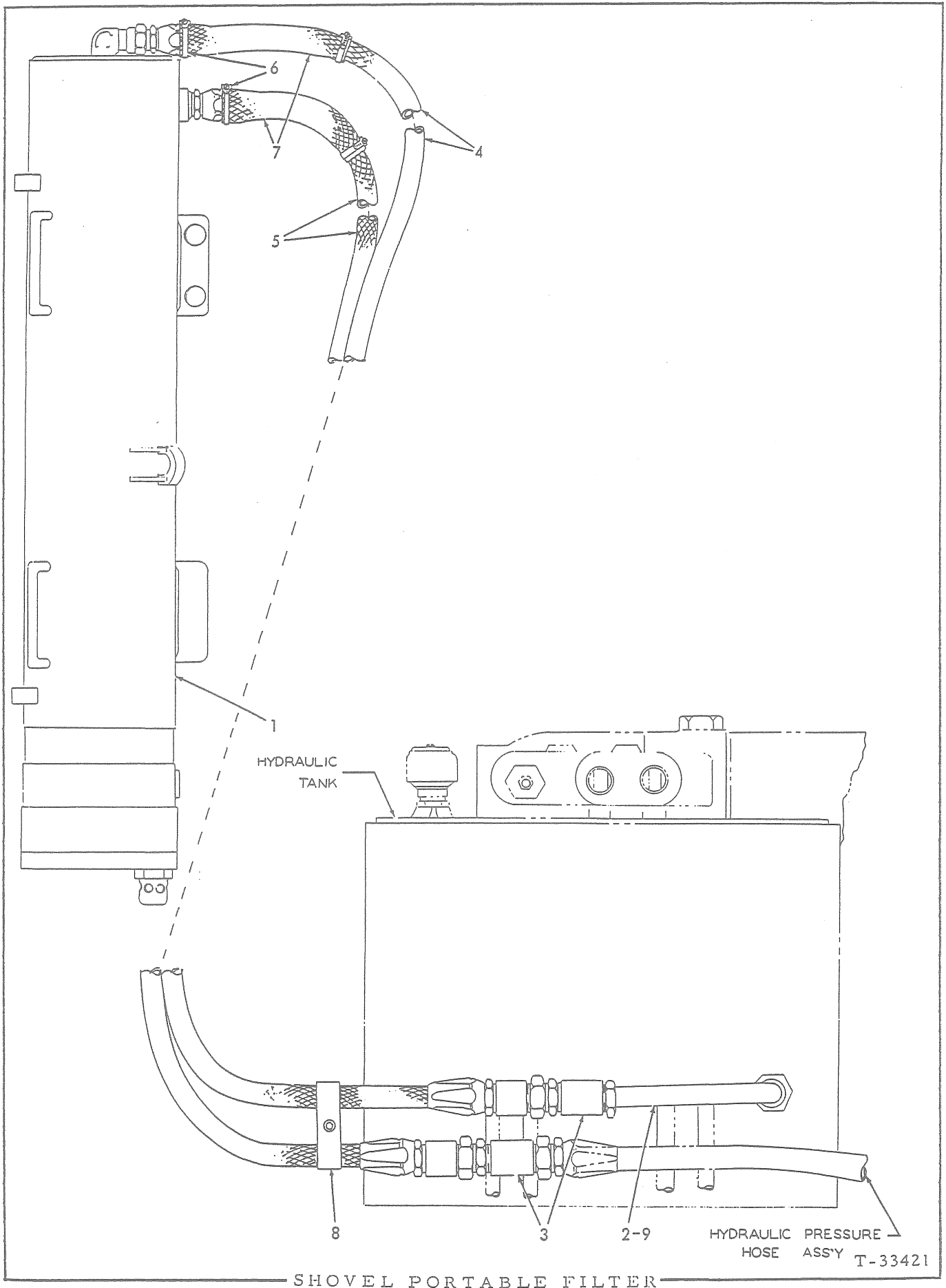


T-72027

USAGE: Special equipment. Provides hydraulic outlet at forward end of boom for operating multi-purpose bucket. Not for use with multi-purpose bucket

ITEM	PART NO.	QTY.	DESCRIPTION
1	70637348	2	HOSE, valve to piping (See HOSE PARTS)
	70921227	2	ELBOW, adjustable, 90°, flare type, 1" tube, 1-5/16"NF male end (Includes nut, washer and O-RING 70921214)
2	70637352	1	TUBE ASSEMBLY, rear section, upper (Includes nut)
3	70614478	1	CAPSCREW, 1/2"NF x 1-3/8"
	70904208	1	LOCKWASHER, 1/2"
	70064531	1	WASHER, plain
4	70637353	1	TUBE ASSEMBLY, rear section, lower (Includes nut)
5	70614478	1	CAPSCREW, 1/2"NF x 1-3/8"
6	70035018	1	CAPSCREW, 1/2"NF x 1-1/2"
	70904208	2	LOCKWASHER, 1/2"
	70064531	2	WASHER, plain
7	70637347	1	TUBE ASSEMBLY, front section, upper (Includes nut)
8	70637344	1	TUBE ASSEMBLY, front section, lower (Includes nut)
9	70645609	2	CLAMP, front tubes
10	70035018	2	CAPSCREW, 1/2"NF x 1-1/2"
	70904208	2	LOCKWASHER, 1/2"
11	70645610	2	CLAMP, front tubes
12	70065784	1	BLOCK, tapped
13	70637405	2	BLOCK, tapped

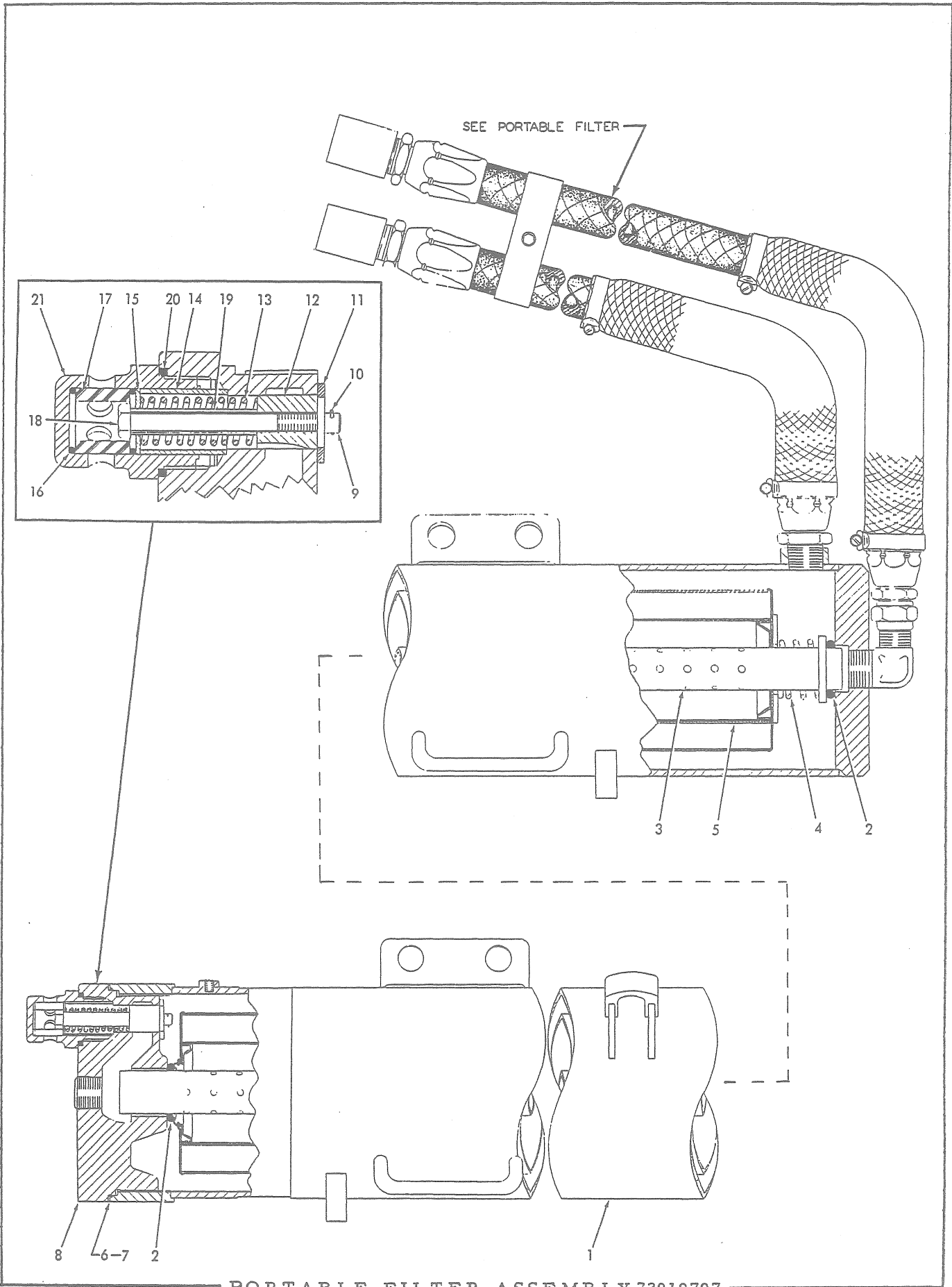
} Require welding to boom



SHOVEL PORTABLE FILTER

USAGE: Special equipment. For reconditioning shovel hydraulic system fluid

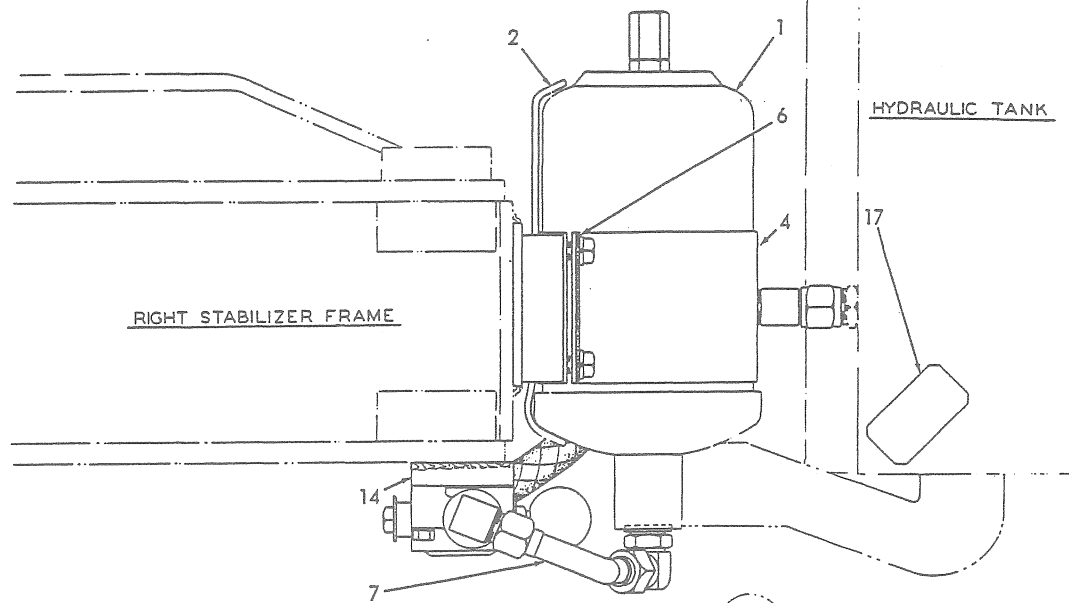
ITEM	PART NO.	QTY.	DESCRIPTION
1	73010707	1	□ FILTER ASSEMBLY, hydraulic oil (See page 395 for parts)
2	73017816	1	□ TUBE ASSEMBLY, filter hose to hydraulic tank (Includes nut)
	70919064	1	□ CONNECTOR, flare type, 1" tube, 1"NPT male
3	73004141	2	□ COUPLING, tube to hose
4	73010972	1	□ HOSE ASSEMBLY, filter to hydraulic tank (See page 6 for parts)(Also includes 2 CLAMP 70921913 and 1 GUARD 73011715)
5	73010979	1	□ HOSE ASSEMBLY, filter to pressure line (See page 6 for parts)(Also includes 2 CLAMP 70921913 and 1 GUARD 73011715)
6	70921913	4	CLAMP, hose (1-13/16" to 2-3/4" diam.)
7	73011715	2	GUARD, hose protecting
8	73011114	2	□ CLAMP, hose
	70916381	1	CAPSCREW, 3/8"NF x 3/4"
	70904206	1	LOCKWASHER, 3/8"
	70910123	1	NUT, 3/8"NF
9	73017869	-	PIPING AND ADAPTER KIT (Consists of TUBE ASSEMBLY 73017816 and CONNECTOR 70919064, One (1) kit required per loader)
10	73012166	-	FILTER KIT, hydraulic system fluid (Consists of items 1, 3 thru 5 and 8. One (1) kit required per loader)(Not illustrated)



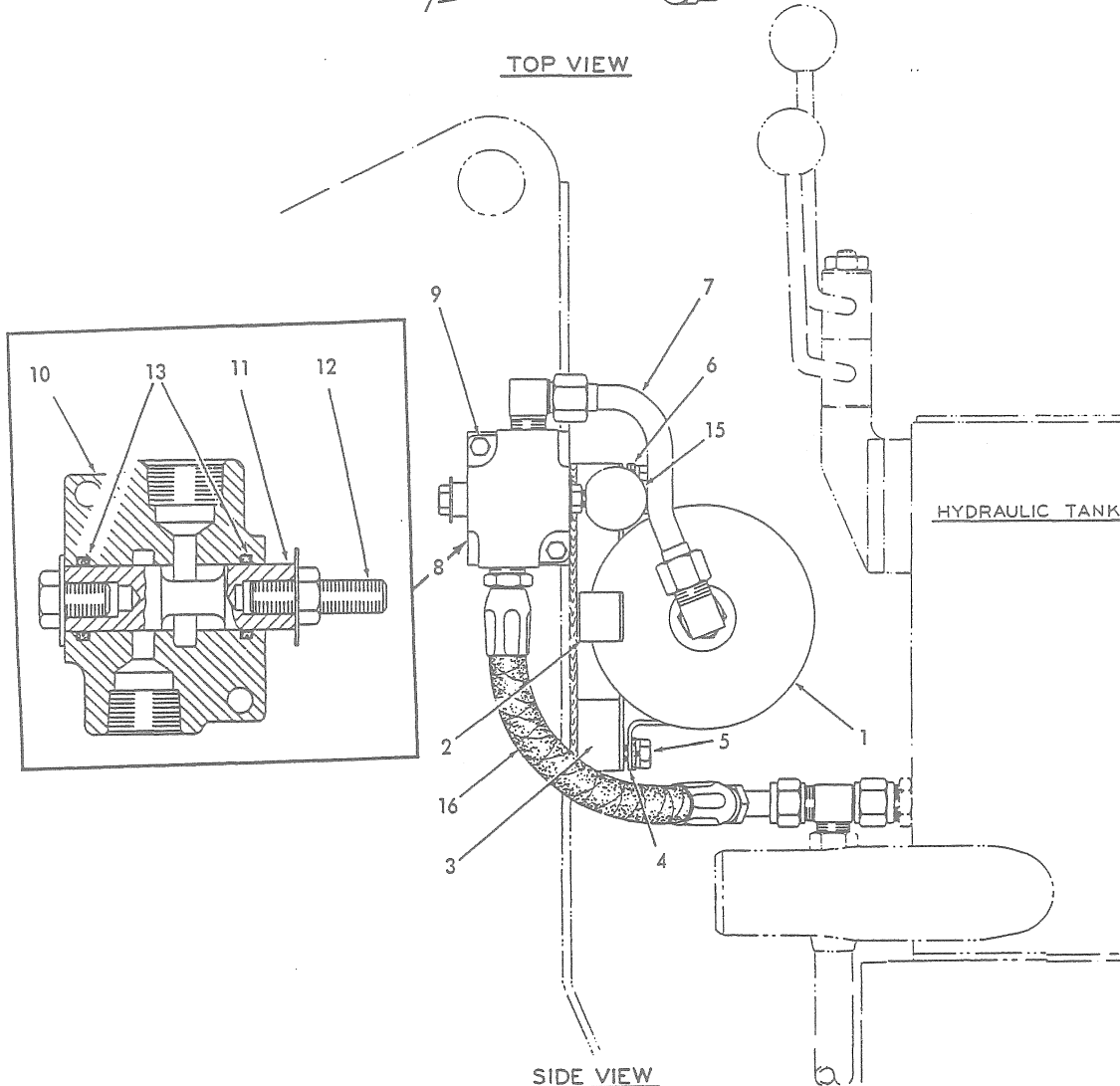
PORTABLE FILTER ASSEMBLY 73010707

USAGE: See page 393

ITEM	PART NO.	QTY.	DESCRIPTION
1	-----	1	CASE, filter(Discontinued)
	70907859	1	PLUG, pipe, ctsk-hd., 1/4"NPT
	70920686	1	ELBOW, 90°, flare type, 1" tube, 1"NPT
2	70923826	2	O-RING, element tube
3	73011370	1	TUBE, element locating
4	73010706	1	SPRING, filter
	70900826	1	WASHER, plain, SAE std., 1-3/4"
5	73010360	5	ELEMENT, filter
6	70924166	1	O-RING, filter head (Also order 1 RING 73012554)
7	73012554	1	RING, back-up (Also order 1 O-RING 70924166)
8	73010529	1	HEAD, filter
	70909365	1	PLUG, pipe, ctsk-hd., 1"NPT
9	73002978	2	CAPSCREW, valve locating (5/16"NC x 3/4")
10	70023756	1	WIRE, locking, 1/16" x 26"
11	73010555	1	PLATE, retaining
12	73010712	1	PLUNGER, valve
13	73010713	1	SPRING, safety valve
14	73010540	1	BUSHING, valve
15	73010539	1	SPACER, valve bushing
16	70923575	2	O-RING, valve tube
17	73010645	1	TUBE (Lucite)
18	73015609	1	CAPSCREW, valve centering (3/8"NF x 3-1/4")
19	73010710	1	SPACER, plunger
20	70923577	1	O-RING, valve cap
21	73010586	1	CAP, valve



TOP VIEW



SIDE VIEW

HYDRO-PNEUMATIC ACCUMULATOR

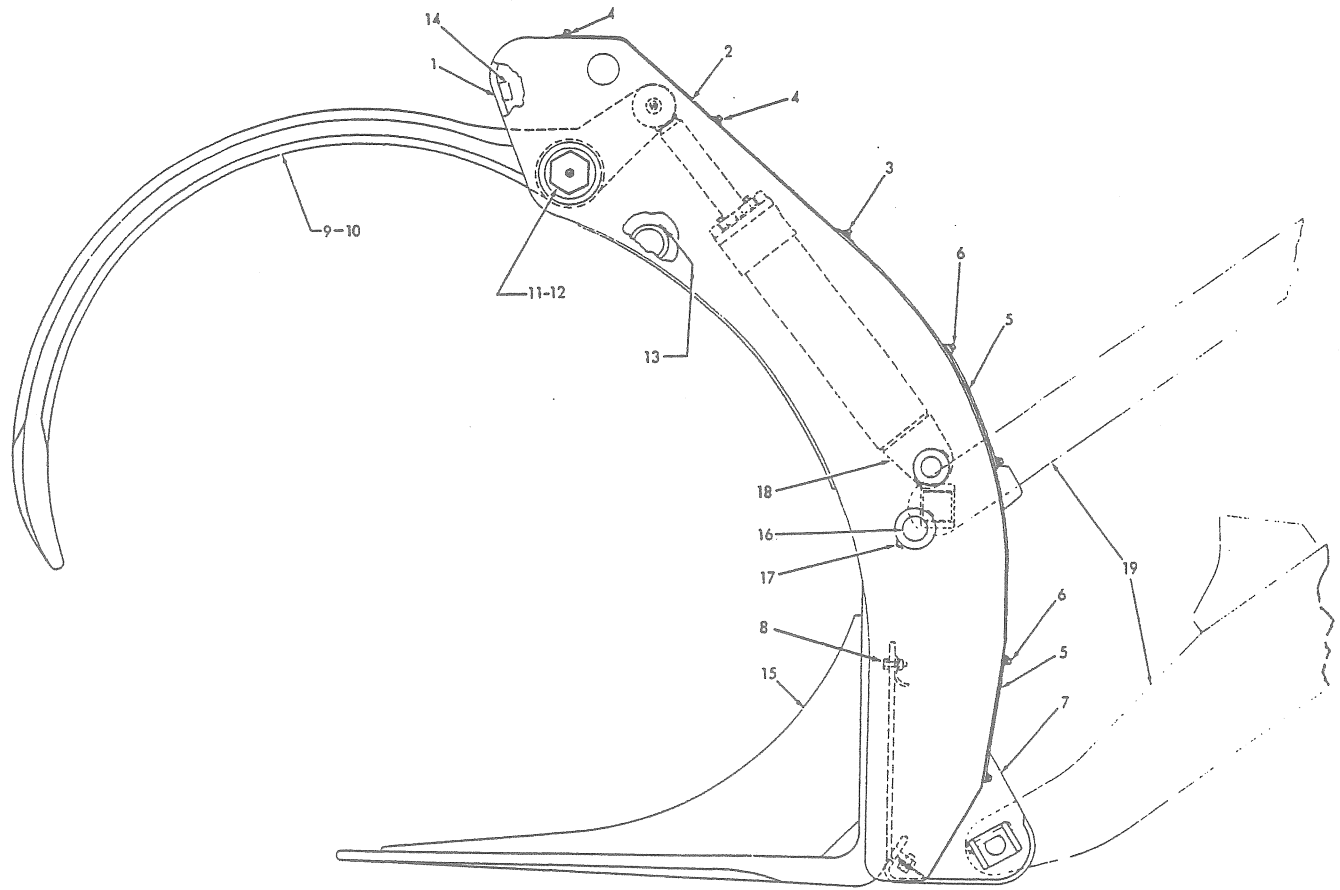
HYDRO-PNEUMATIC ACCUMULATOR

USAGE: Loaders prior to serial No. 23003. Special equipment on Shovel. Standard on Pulpwood Loader

ITEM	PART NO.	QTY.	DESCRIPTION
1	73024088	1	ACCUMULATOR ASSEMBLY (Serviced only as a unit)
2	70626398	1	BRACKET, accumulator
3	70626397	1	PLATE, accumulator mounting (Requires welding to install)
4	73024089	1	STRAP, mounting
5	70035018	4	CAPSCREW, 1/2"NF x 1-1/2"
	70904208	4	LOCKWASHER, 1/2"
6	73014754	2	STRIP, vibration
7	70626404	1	TUBE ASSEMBLY, accumulator to valve (Includes nuts)
	70919269	1	ELBOW, flare type, 3/4" tube, 3/4"NPT male
	70921203	1	ELBOW, adjustable, 90°, flare type, 3/4" tube, 1-1/16" st. thread (Includes washer, nut and O-RING 70921206)
8	73027596	1	VALVE ASSEMBLY, selector (Consists of items 10 thru 13)
9	70046419	2	CAPSCREW, 3/8"NF x 2"
	70904206	2	LOCKWASHER, 3/8"
10	-----	1	HOUSING, valve (Not serviced separately. Order item 8)
11	-----	1	PLUNGER, valve (Not serviced separately. Order item 8)
	70916419	1	CAPSCREW, 1/2"NF x 3/4"
	70910244	1	WASHER, plain, SAE std., 1/2"
12	73023433	1	STUD, valve plunger (1/2" diam.)
	70910244	1	WASHER, plain, SAE std., 1/2"
	70911043	1	NUT, jam, 1/2"NF
13	73023434	2	O-RING, valve plunger
14	70626399	1	PLATE, valve mounting (Requires welding to install)
15	70090020	1	KNOB, valve control
16	70626405	1	HOSE ASSEMBLY, valve to tank (See HOSE PARTS)
	70921691	1	TEE, flare type, swivel nut, 3/4" tube)(Replaces standard ELBOW 70625793)
17	73024099	1	STICKER, instruction

MEMO



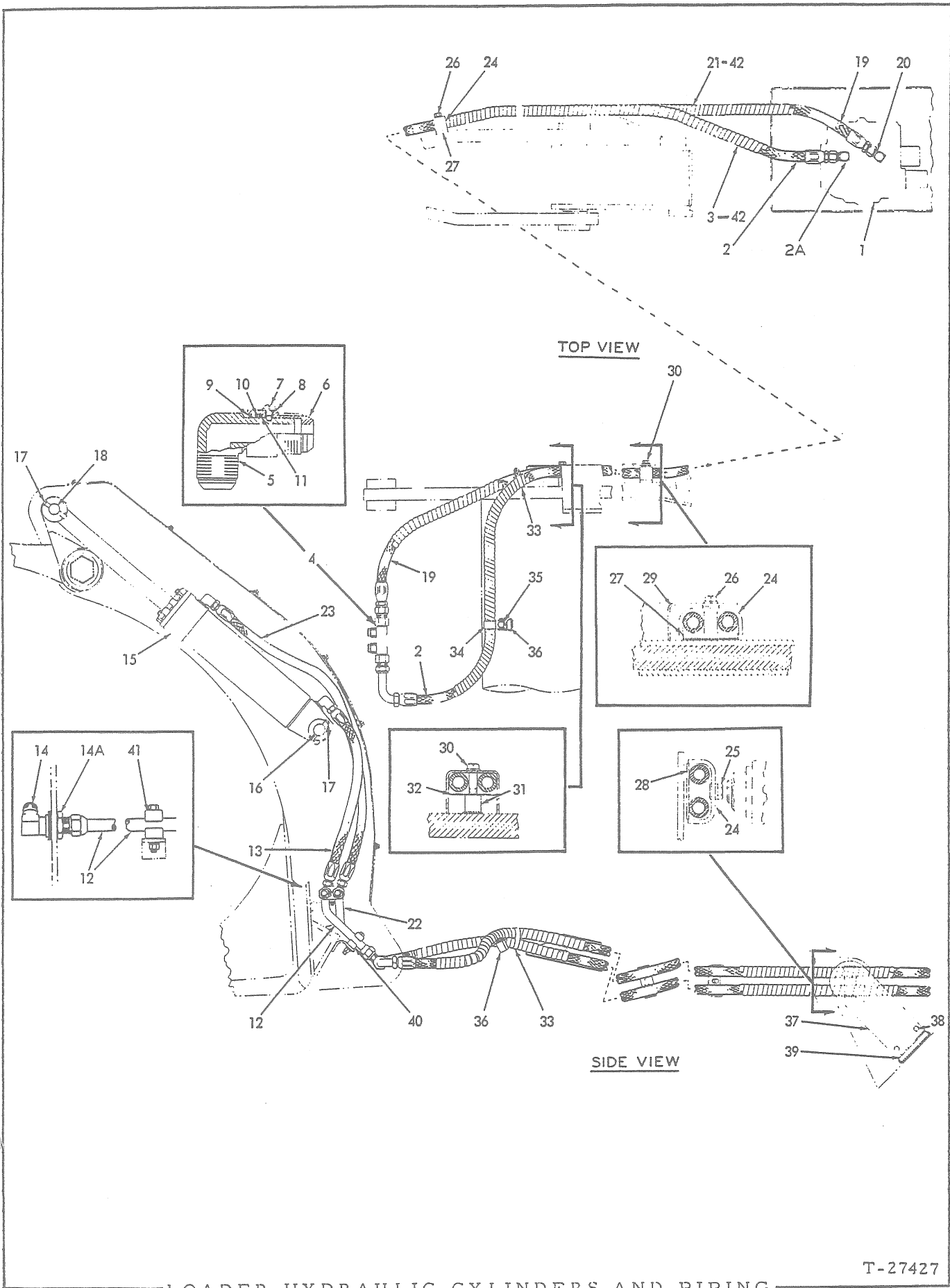


LOADER FRAME AND TONG

LOADER FRAME AND TONG

USAGE: For loaders equipped with Pulpwood Loader, Production discontinued

ITEM	PART NO.	QTY.	DESCRIPTION
1	70626323	1	FRAME, loader
2	70626319	2	PLATE, cylinder cover
3	70036032	4	CAPSCREW, 3/8"NF x 3/4"
4	70036034	8	CAPSCREW, 3/8"NF x 1"
	70904206	12	LOCKWASHER, 3/8"
	70911115	12	WASHER, plain, SAE std., 3/8"
5	70626317	1	COVER, cylinder inspection
6	70036032	8	CAPSCREW, 3/8"NF x 3/4"
	70904206	8	LOCKWASHER, 3/8"
	70911115	8	WASHER, plain, SAE std., 3/8"
7	70626318	1	PLATE, hose protecting
	70916404	3	CAPSCREW, 5/8"NF x 1-1/4"
8	70035014	3	CAPSCREW, 5/8"NF x 1-1/2"
	70904209	6	LOCKWASHER, 5/8"
	70911100	6	WASHER, plain, SAE std., 5/8"
	70911044	3	NUT, 5/8"NF
9	{ 73021713	1	TONG ASSEMBLY, loader frame, left (Includes 2 BUSHING 73004981)
	{ 73021714	1	TONG ASSEMBLY, loader frame, right (Includes 2 BUSHING 73004981)
10	73004981	4	BUSHING, loader tong
11	73021738	2	PIN, tong pivot
	70914465	2	FITTING, lubricating, straight, 1/8"NPT
12	73001559	2	WASHER, plain
	70917835	2	NUT, elastic stop, 1-1/2"NF
13	{ 73022012	2	SHIM, tong adjustment (Use as req'd. 1/16" thick) } Requires welding to install
	{ 73022013	2	
14	73022014	4	BLOCK, tong stop (Requires welding to install)
15	73019873	2	FORK, loader frame
16	73012546	2	PIN, fork pivot
17	73001622	4	PIN, pivot lock
	70900806	4	PIN, cotter, 1/8" x 1"
18	-----	-	CYLINDER ASSEMBLY (See LOADER HYDRAULIC CYLINDERS AND PIPING)
19	-----	-	BOOM and LINK (See SHOVEL LINKAGE)



T-27427

LOADER HYDRAULIC CYLINDERS AND PIPING

LOADER HYDRAULIC CYLINDERS AND PIPING

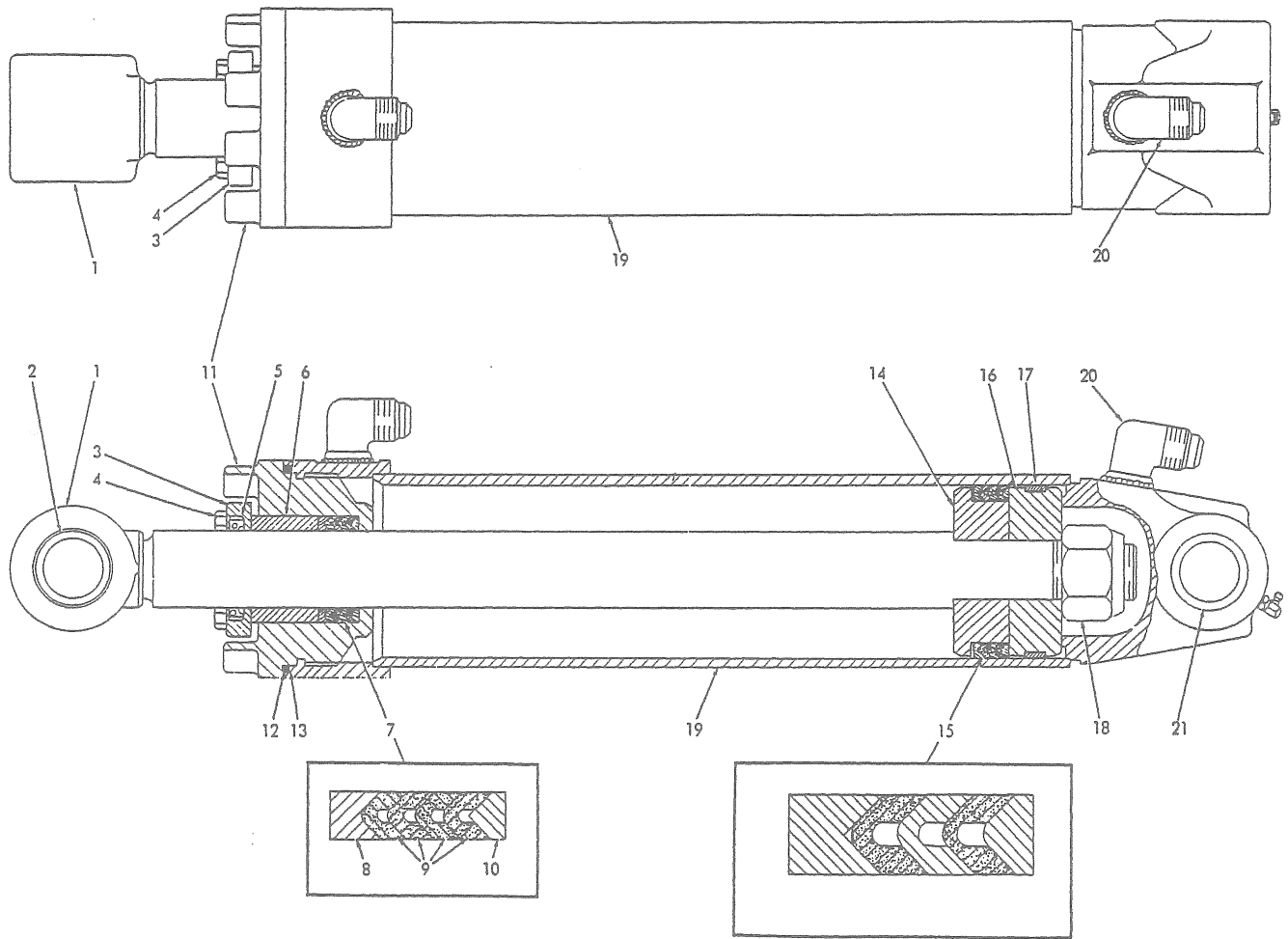
USAGE: For loaders equipped with Pulpwood Loader. Production discontinued

ITEM	PART NO.	QTY.	DESCRIPTION
1	-----	1	VALVE ASSEMBLY (See HYDRAULIC TANK AND CONTROL VALVE)
2	70626393	1	HOSE ASSEMBLY, tong closing (Includes item 3. (See HOSE PARTS)
2A	73018164	1	ELBOW, swivel
3	-----	1	GUARD, hose protecting (151-1/2" long. Order item 42)
4	73009453	2	ELBOW ASSEMBLY, hose swivel (Consists of items 5 thru 11)
5	-----	1	ADAPTER, swivel, male (Not serviced separately)
6	-----	1	ADAPTER, swivel, female (Not serviced separately)
	70915906	1	BALL, steel, 3/16" diam.
7	73009451	1	SCREW, machine, rd-hd.
8	73011236	1	WASHER, plain
9	73005895	1	SEAL, swivel adapter
10	73009450	1	WASHER, adapter
11	70923575	1	O-RING, swivel adapter
12	70626322	1	TUBE ASSEMBLY, tong closing (Includes nuts)
13	73020231	2	HOSE ASSEMBLY, tong closing, tube to cylinder (See HOSE PARTS)
14	73019845	4	ELBOW ASSEMBLY, bulkhead type (Includes item 14 A)
	70910890	-	WASHER, plain (Use as req'd)
14 A	73016404	4	NUT, bulkhead elbow
15	73020123	2	CYLINDER ASSEMBLY, loader (See page 407 for parts)
16	73019884	2	PIN, cylinder pivot, lower
17	73001621	4	PIN, pivot lock
	70900806	4	PIN, cotter, 1/8" x 1"
18	73022005	2	PIN, cylinder pivot, upper
	70914465	2	FITTING, lubricating, straight, 1/8"NPT
19	70626392	1	HOSE ASSEMBLY, tong opening (Includes item 21. (See HOSE PARTS)
20	73018164	1	ELBOW, swivel
21	-----	1	GUARD, hose protecting (144-1/2" long. Order item 42)
22	70626321	1	TUBE ASSEMBLY, tong opening (Includes nuts)
23	73020232	2	HOSE ASSEMBLY, tong opening, tube to cylinder (See HOSE PARTS)
24	70626386	3	CLAMP, hose
25	70070469	1	CAPSCREW, 1/2"NF x 1-1/4"
26	70035018	2	CAPSCREW, 1/2"NF x 1-1/2"
	70904208	3	LOCKWASHER, 1/2"
	70910244	-	WASHER, plain, SAE std., 1/2" (Use as req'd)
27	70626382	2	SPACER, hose clamp (Requires welding to install)
28	70626383	1	PLATE, hose supporting

(Continued)

LOADER HYDRAULIC CYLINDERS AND PIPING (Continued)

ITEM	PART NO.	QTY.	DESCRIPTION
29	70626376	1	CHANNEL, hose supporting
30	70035892	1	CAPSCREW, 1/2"NF x 2-1/2"
	70904208	1	LOCKWASHER, 1/2"
31	73002380	1	BLOCK, hose spacing (Requires welding to install)
32	70626379	1	PLATE, hose supporting
33	70921913	1	CLAMP, hose (1-13/16" to 2-3/4")
34	73011755	1	CLIP, hose
35	70070467	1	CAPSCREW, 1/2"NF x 1"
	70904208	1	LOCKWASHER, 1/2"
36	73010840	1	BLOCK, clip supporting (Requires welding to install)
37	70626388	1	BRACKET, clamp protecting
38	70035014	2	CAPSCREW, 5/8"NF x 1-1/2"
	70904209	2	LOCKWASHER, 5/8"
39	70626385	1	BLOCK, bracket supporting (Requires welding to install)
40	70624931	2	CLAMP, tube (half only)
	70916424	1	CAPSCREW, 1/2"NF x 3-1/2"
	70910244	1	WASHER, plain, SAE std., 1/2"
	70904208	1	LOCKWASHER, 1/2"
	70911043	1	NUT, 1/2"NF
41	70625796	4	CLAMP, tube (half only)
	70045174	2	CAPSCREW, 3/8"NF x 2-1/2"
	70911115	2	WASHER, plain, SAE std., 3/8"
	70904206	2	LOCKWASHER, 3/8"
	70911041	2	NUT, 3/8"NF
42	73025990	1	GUARD, hose protecting, 1" x 14 ft. roll (Use as req'd)



LOADER CYLINDER ASSEMBLY 73020123

T- 27429

CYLINDER ASSEMBLY 73020123

USAGE: See page 403

ITEM PART NO. QTY. DESCRIPTION

NOTE: Quantities indicated below are for one (1) cylinder only

1	73020120	1	ROD ASSEMBLY, piston (Includes 1 BUSHING 73004984)
2	73004984	1	BUSHING, piston rod
3	73013386	1	PLATE, end
4	70033182	4	<input type="checkbox"/> CAPSCREW, drilled-hd., 3/8"NC x 1-1/2"
	70023756	2	<input type="checkbox"/> WIRE, locking, 1/16" x 26"
5	73001088	1	<input type="checkbox"/> SEAL, piston rod wiping (See item 22)
6	73001989	1	BEARING, rod packing
7	73007015	1	<input type="checkbox"/> PACKING SET, rod (Consists of items 8 thru 10)
8	73004990	1	RING, adapter, female
9	73001469	4	RING, packing (duck)
10	73001498	1	RING, adapter, male
11	73016301	1	HEAD, cylinder
12	73016306	1	<input type="checkbox"/> RING, back-up
13	70923591	1	<input type="checkbox"/> O-RING, cylinder head
14	73001315	1	PISTON, upper
15	73001472	1	<input type="checkbox"/> PACKING SET, piston
16	73001479	1	PISTON, lower
17	73001481	1	<input type="checkbox"/> RING, bearing
18	70917778	1	NUT, elastic stop, 1-1/2"NF
19	73020122	1	TUBE ASSEMBLY, cylinder (Includes items 20 and 21)
	70915276	1	FITTING, lubricating, 90°, 1/8"NPT
20	73011853	2	ELBOW, 90° (Requires welding to install)
21	73001031	2	BUSHING, cylinder tube
22	73017560	-	<input type="checkbox"/> REPAIR KIT (Includes parts for one (1) cylinder only; items 4, 5, 7, 12, 13, 15 and 17) (Not illustrated)



NUMERICAL INDEX

PART NO.	PAGE	PART NO.	PAGE	PART NO.	PAGE	PART NO.	PAGE	PART NO.	PAGE
						0070626159			
70012387.....	301	70032031.....	171	70035073.....	57	70035439.....	131	70040382.....	354
70012389.....	301	70033060.....	249	70035073.....	73	70035439.....	143	70040382.....	355
70012453.....	245	70033060.....	251	70035073.....	77	70035439.....	145	70040382.....	357
70012453.....	305	70033074.....	157	70035073.....	91	70035439.....	157	70040382.....	365
70012468.....	182	70033182.....	323	70035167.....	133	70035439.....	253	70040831.....	189
70012526.....	233	70033182.....	325	70035167.....	134	70035439.....	255	70040842.....	289
70012742.....	221	70033182.....	327	70035167.....	137	70035439.....	312	70040842.....	291
70012767.....	221	70033182.....	333	70035167.....	161	70035440.....	197	70041262.....	270
70012767.....	236	70033182.....	335	70035167.....	166	70035525.....	127	70041911.....	249
70012767.....	237	70033182.....	407	70035167.....	167	70035525.....	256	70041911.....	99
70012871.....	311	70033288.....	191	70035167.....	171	70035525.....	330	70041915.....	219
70012984.....	233	70033288.....	193	70035167.....	201	70035541.....	17	70041915.....	49
70012984.....	234	70033288.....	231	70035167.....	207	70035712.....	145	70041915.....	50
70012984.....	305	70033288.....	234	70035167.....	246	70035712.....	199	70041981.....	75
70012992.....	101	70033288.....	236	70035167.....	249	70035733.....	47	70041981.....	79
70012992.....	177	70034065.....	383	70035167.....	251	70035733.....	79	70041981.....	83
70012992.....	201	70034076.....	266	70035167.....	252	70035793.....	188	70041981.....	91
70012992.....	217	70034253.....	179	70035167.....	269	70035793.....	195	70042265.....	48
70012992.....	233	70034253.....	80	70035167.....	277	70035892.....	147	70042430.....	237
70012992.....	255	70034440.....	377	70035167.....	285	70035892.....	225	70042744.....	133
70012992.....	261	70034964.....	103	70035167.....	289	70035892.....	404	70042887.....	233
70012992.....	277	70034964.....	353	70035167.....	291	70035916.....	296	70042888.....	233
70012992.....	279	70035014.....	243	70035167.....	295	70035916.....	297	70042930.....	191
70012992.....	292	70035014.....	401	70035167.....	295A	70035979.....	106	70043021.....	73
70012992.....	299	70035014.....	404	70035167.....	329	70035979.....	274	70043021.....	75
70012992.....	301	70035018.....	130	70035167.....	45	70035979.....	280	70043021.....	85
70012992.....	321	70035018.....	197	70035167.....	47	70035979.....	289	70043021.....	91
70012992.....	329	70035018.....	218	70035167.....	59	70036032.....	269	70043421.....	302
70012992.....	359	70035018.....	219	70035167.....	61	70036032.....	277	70043491.....	230
70012992.....	369	70035018.....	221	70035167.....	87	70036032.....	279	70043491.....	235
70012992.....	45	70035018.....	223	70035190.....	141	70036032.....	280	70043576.....	369
70012992.....	51	70035018.....	225	70035190.....	17	70036032.....	289	70043576.....	371
70012992.....	91	70035018.....	239	70035190.....	215	70036032.....	291	70043576.....	373
70012992.....	99	70035018.....	252	70035190.....	245	70036032.....	319	70043646.....	259
70013058.....	126	70035018.....	255	70035190.....	295	70036032.....	320	70043646.....	367
70013058.....	131	70035018.....	279	70035190.....	313	70036032.....	401	70043769.....	301
70013058.....	180	70035018.....	337	70035190.....	341	70036034.....	171	70043886.....	111
70013058.....	255	70035018.....	341	70035190.....	377	70036034.....	177	70043908.....	177
70013058.....	261	70035018.....	390	70035220.....	311	70036034.....	227	70044249.....	115
70013058.....	279	70035018.....	391	70035221.....	200	70036034.....	245	70044249.....	126
70013058.....	29	70035018.....	397	70035221.....	291	70036034.....	255	70044249.....	165
70013058.....	293	70035018.....	403	70035221.....	311	70036034.....	259	70044810.....	269
70013059.....	115	70035018.....	83	70035229.....	240	70036034.....	261	70044973.....	101
70013059.....	49	70035061.....	17	70035236.....	143	70036034.....	270	70044973.....	133
70013059.....	50	70035061.....	207	70035236.....	145	70036034.....	279	70044973.....	134
70013238.....	186	70035061.....	250	70035236.....	256	70036034.....	361	70044973.....	171
70013238.....	220A	70035061.....	257	70035236.....	279	70036034.....	373	70044973.....	179
70013465.....	234	70035061.....	295	70035244.....	269	70036034.....	401	70044973.....	227
70023176.....	283	70035061.....	311	70035244.....	275	70036034.....	45	70044973.....	253
70023618.....	239	70035061.....	317	70035244.....	280	70036034.....	47	70044973.....	255
70023633.....	129	70035061.....	47	70035244.....	291	70036034.....	53	70044973.....	259
70023633.....	139	70035061.....	53	70035244.....	319	70036039.....	146	70044973.....	261
70023633.....	182	70035065.....	183	70035244.....	329	70036039.....	157	70044973.....	269
70023633.....	195	70035067.....	185	70035248.....	239	70036039.....	177	70044973.....	277
70023633.....	223	70035067.....	205	70035248.....	240	70036039.....	180	70044973.....	279
70023756.....	139	70035067.....	223	70035249.....	227	70036039.....	253	70044973.....	293
70023756.....	323	70035067.....	239	70035249.....	36	70036039.....	361	70044973.....	295
70023756.....	325	70035067.....	240	70035250.....	185	70036039.....	365	70044973.....	295A
70023756.....	327	70035067.....	293	70035250.....	186	70036039.....	367	70044973.....	299
70023756.....	333	70035067.....	365	70035250.....	220A	70036268.....	301	70044973.....	329
70023756.....	335	70035068.....	221	70035250.....	227	70037450.....	161	70044973.....	330
70023756.....	395	70035068.....	225	70035250.....	227A	70037686.....	74	70044973.....	361
70023756.....	407	70035073.....	17	70035278.....	225	70037686.....	77	70044973.....	373
70028979.....	171	70035073.....	219	70035278.....	228	70038234.....	183	70044973.....	79
70028979.....	215	70035073.....	221	70035278.....	229	70038234.....	225	70044973.....	99
70028979.....	83	70035073.....	245	70035336.....	179	70038234.....	237	70045104.....	220
70031337.....	105	70035073.....	247	70035336.....	180	70038234.....	57	70045174.....	321
70031671.....	337	70035073.....	255	70035336.....	253	70040011.....	167	70045174.....	404
70031671.....	341	70035073.....	301	70035336.....	269	70040013.....	127	70045174.....	45
70032031.....	158	70035073.....	337	70035439.....	129	70040382.....	227	70045295.....	177

NUMERICAL INDEX

PART NO.	PAGE	PART NO.	PAGE	PART NO.	PAGE	PART NO.	PAGE	PART NO.	PAGE
						0070626159			
70045306.....259		70050608.....301		70053926.....177		70065917.....365		70070469.....250	
70045312.....168		70050609.....301		70054130.....145		70066063.....240		70070469.....311	
70045312.....199		70050610.....301		70054182.....177		70066068.....239		70070469.....403	
70046419.....180		70050611.....301		70054246.....190		70066251.....108		70070469.....45	
70046419.....397		70050612.....302		70054824.....225		70066252.....108		70070469.....47	
70047063.....257		70050748.....127		70054824.....237		70066253.....107		70070469.....51	
70047151.....233		70050748.....186		70054890.....191		70066255.....108		70070469.....53	
70047381.....59		70050785.....185		70054890.....193		70066261.....107		70070469.....71	
70047381.....61		70050786.....185		70054890.....231		70066467.....281		70070469.....73	
70047581.....233		70051112.....192		70054890.....234		70066467.....283		70070469.....75	
70047605.....233		70051121.....192		70054890.....236		70066517.....107		70070469.....99	
70048142.....269		70051124.....192		70054896.....337		70066862.....273		70070960.....133	
70048142.....273		70051125.....192		70054896.....341		70066872.....109		70070960.....134	
70048142.....281		70051240.....190		70055416.....177		70066873.....109		70070960.....150	
70048603.....106		70051241.....190		70055589.....271A		70066874.....109		70070960.....174	
70048676.....106		70051242.....190		70056313.....233		70066875.....109		70071800.....179	
70048608.....106		70051344.....149		70056513.....188		70066876.....109		70071943.....225	
70048665.....230		70051344.....150		70056590.....312		70067110.....273		70071943.....227	
70048665.....236		70051344.....153		70056614.....239		70067112.....273		70071943.....227A	
70048666.....233		70051344.....189		70056721.....207		70067480.....106		70072366.....16	
70048666.....236		70051348.....270		70056863.....101		70067480.....261		70072366.....17	
70048922.....271A		70051395.....190		70056881.....234		70067559.....221		70072366.....233	
70049825.....193		70051396.....190		70057517.....252		70067559.....234		70072366.....234	
70049826.....190		70051429.....233		70057517.....253		70067937.....267		70072366.....240	
70049849.....240		70051447.....143		70057517.....255		70068367.....275		70072366.....377	
70049851.....190		70051447.....146		70058614.....199		70068399.....273		70072438.....365	
70049861.....236		70051478.....233		70058614.....215		70068404.....273		70073024.....230	
70049877.....233		70051482.....233		70058614.....289		70068405.....273		70073025.....230	
70049884.....225		70051483.....233		70058793.....130		70068875.....108		70073026.....230	
70049884.....227		70051484.....233		70059873.....139		70068876.....108		70073027.....230	
70049884.....227A		70051513.....177		70061086.....183		70068878.....108		70073027.....236	
70049879.....187		70051585.....157		70061689.....383		70068879.....108		70073029.....230	
70049903.....189		70051858.....185		70063222.....179		70068881.....108		70073029.....236	
70049914.....237		70052371.....301		70063912.....189		70068911.....217		70073558.....243	
70049936.....187		70052641.....216		70064531.....113		70069164.....108		70073616.....353A	
70049988.....183		70052662.....359		70064531.....173		70069546.....230		70073735.....301	
70049989.....364		70052662.....361		70064531.....185		70069814.....301		70073809.....279	
70049988.....372		70052662.....363		70064531.....193		70070161.....240		70074155.....129	
70049988.....92		70052662.....364		70064531.....197		70070162.....139		70074452.....273	
70049993.....359		70052662.....369		70064531.....221		70070212.....87		70074579.....266	
70049993.....361		70052662.....372		70064531.....225		70070285.....305		70074661.....139	
70049993.....362		70052662.....373		70064531.....228		70070299.....16		70074699.....73	
70049993.....364		70052669.....215		70064531.....229		70070299.....175		70074699.....75	
70049993.....369		70052669.....218		70064531.....239		70070299.....233		70075429.....269	
70049993.....371		70052669.....219		70064531.....245		70070299.....234		70075535.....269	
70049993.....373		70052671.....215		70064531.....252		70070400.....222		70075535.....275	
70050228.....183		70052671.....219		70064531.....253		70070400.....225		70075769.....108	
70050229.....183		70052701.....133		70064531.....255		70070467.....177		70075770.....108	
70050230.....183		70052702.....132		70064531.....256		70070467.....215		70075771.....137	
70050245.....236		70052791.....292		70064531.....257		70070467.....221		70076459.....139	
70050246.....236		70052791.....295		70064531.....292		70070467.....227B		70076572.....289	
70050247.....236		70052979.....305		70064531.....295		70070467.....246		70076572.....291	
70050268.....183		70052979.....307		70064531.....330		70070467.....261		70076710.....79	
70050276.....190		70053038.....337		70064531.....355		70070467.....292		70076726.....185	
70050288.....282		70053038.....341		70064531.....390		70070467.....305		70076942.....129	
70050295.....189		70053096.....133		70064531.....391		70070467.....307		70077241.....159	
70050357.....185		70053096.....311		70064531.....45		70070467.....311		70077241.....202	
70050369.....186		70053100.....57		70064531.....47		70070467.....355		70078701.....242	
70050370.....186		70053243.....218		70064531.....51		70070467.....369		70078702.....242	
70050391.....186		70053244.....218		70064531.....53		70070467.....375		70078810.....180	
70050391.....220A		70053305.....225		70064531.....57		70070467.....404		70078810.....197	
70050433.....218		70053305.....231		70064531.....83		70070469.....113		70078810.....365	
70050543.....221		70053315.....225		70064531.....99		70070469.....143		70078810.....71	
70050547.....139		70053315.....227		70064810.....252		70070469.....145		70078810.....73	
70050548.....139		70053322.....225		70064810.....253		70070469.....193		70078810.....75	
70050573.....301		70053322.....225		70064810.....255		70070469.....200		70078810.....79	
70050594.....186		70053322.....237		70065582.....55		70070469.....207		70078810.....80	
70050595.....186		70053616.....115		70065613.....57		70070469.....215		70078810.....83	
70050595.....357		70053616.....269		70065784.....390		70070469.....227		70078810.....87	
70050607.....301		70053746.....220A		70065784.....391		70070469.....234		70078810.....88	

NUMERICAL INDEX

PART NO.	PAGE	PART NO.	PAGE	PART NO.	PAGE	PART NO.	PAGE	PART NO.	PAGE
						0070626159			
70078810.....	92	70088534.....	280	70093751.....	143	70097746.....	59	70099906.....	298
70078941.....	231	70088540.....	269	70093751.....	145	70097746.....	6	70099907.....	298
70078941.....	236	70088561.....	115	70093752.....	59	70097760.....	249	70099939.....	202
70079043.....	133	70088593.....	221	70093752.....	61	70097760.....	251	70099939.....	203
70079044.....	132	70089019.....	115	70093972.....	59	70097760.....	298	70099941.....	202
70079234.....	147	70089239.....	302	70093972.....	61	70097760.....	299	70099941.....	203
70079234.....	151	70089255.....	245	70093982.....	239	70097839.....	269	70099944.....	202
70079421.....	216	70089592.....	245	70094290.....	74	70097860.....	269	70099945.....	202
70079533.....	242	70089894.....	1198	70094290.....	77	70097874.....	289	70099949.....	202
70080344.....	182	70089900.....	77	70094290.....	85	70097874.....	291	70182763.....	271
70080551.....	190	70089900.....	83	70094422.....	133	70097915.....	185	70182763.....	271A
70080552.....	190	70090020.....	177	70094422.....	137	70097916.....	185	70183888.....	353A
70080881.....	157	70090020.....	197	70094422.....	161	70097939.....	252	70183890.....	349
70081194.....	172	70090020.....	361	70094422.....	45	70097956.....	378	70183890.....	353
70081242.....	142	70090020.....	364	70094422.....	47	70097968.....	256	70184598.....	353A
70081404.....	293	70090020.....	372	70094437.....	45	70097982.....	293	70184599.....	353A
70081404.....	295	70090020.....	373	70094437.....	47	70097982.....	295	70184604.....	350
70081572.....	92	70090020.....	397	70094450.....	277	70098003.....	379	70184604.....	353A
70081802.....	202	70090020.....	71	70094450.....	280	70098018.....	247	70184608.....	353A
70081867.....	295	70090020.....	75	70094467.....	158	70098029.....	249	70184609.....	350
70082013.....	330	70090020.....	79	70094467.....	201	70098029.....	251	70184609.....	353A
70082189.....	51	70090048.....	285	70094467.....	51	70098029.....	298	70184610.....	349
70082189.....	59	70090154.....	115	70094467.....	53	70098029.....	299	70184610.....	353
70082189.....	60	70090155.....	115	70094527.....	106	70098099.....	289	70186399.....	349
70082875.....	219	70090645.....	147	70094527.....	133	70098292.....	213	70186399.....	353
70083051.....	225	70090645.....	151	70094527.....	186	70098363.....	45	70188436.....	265
70083052.....	225	70090978.....	233	70094527.....	269	70098363.....	47	70191994.....	353
70083536.....	234	70090978.....	234	70094527.....	277	70098364.....	51	70191995.....	353B
70083847.....	219	70091046.....	106	70094527.....	289	70098364.....	53	70194132.....	317
70083849.....	330	70091080.....	17	70094527.....	291	70098369.....	51	70194161.....	317
70084342.....	243	70091090.....	245	70094597.....	45	70098372.....	103	70194165.....	317
70085443.....	222	70091553.....	205	70094630.....	275	70098372.....	45	70194166.....	317
70085444.....	222	70091585.....	277	70094642.....	106	70098372.....	47	70196775.....	317
70085726.....	192	70091589.....	277	70094875.....	277	70098372.....	51	70203188.....	277
70085827.....	192	70091811.....	221	70094890.....	106	70098372.....	53	70203188.....	79
70085828.....	192	70091812.....	221	70095120.....	301	70098394.....	159	70208253.....	359
70085829.....	192	70091862.....	359	70095323.....	6	70098401.....	259	70208253.....	361
70085831.....	192	70091862.....	363	70095323.....	60	70098402.....	259	70208253.....	363
70086238.....	205	70091862.....	369	70095779.....	141	70098409.....	259	70208253.....	364
70086238.....	207	70091862.....	372	70095860.....	105	70098433.....	48	70208253.....	369
70086495.....	242	70091942.....	246	70095869.....	127	70098434.....	48	70208253.....	372
70086520.....	242	70091976.....	295A	70095869.....	200	70098435.....	48	70208253.....	373
70086596.....	111	70091984.....	17	70095985.....	291	70098436.....	48	70208960.....	269
70086633.....	225	70092007.....	143	70095993.....	289	70098437.....	48	70208960.....	273
70086633.....	227	70092021.....	246	70096136.....	239	70098438.....	48	70208960.....	275
70086752.....	139	70092022.....	245	70096136.....	240	70098439.....	48	70210740.....	235
70086835.....	245	70092107.....	159	70096158.....	190	70098440.....	48	70228152.....	154
70086836.....	245	70092107.....	203	70096159.....	190	70098441.....	48	70228152.....	155
70086837.....	245	70092160.....	106	70096278.....	191	70098443.....	48	70228153.....	154
70086871.....	222	70092160.....	107	70096652.....	17	70098444.....	48	70228153.....	155
70087061.....	223	70092635.....	113	70096908.....	289	70098446.....	48	70240962.....	287
70087070.....	223	70092635.....	259	70096908.....	291	70098457.....	298	70243526.....	291
70087147.....	223	70092665.....	259	70096913.....	291	70098458.....	298	70243527.....	291
70087265.....	253	70092727.....	51	70096918.....	289	70098460.....	289	70243528.....	291
70087265.....	255	70092727.....	59	70096921.....	73	70098536.....	273	70328002.....	73
70087353.....	223	70092727.....	60	70096921.....	75	70098817.....	179	70328002.....	77
70087355.....	223	70092793.....	106	70096921.....	85	70098902.....	239	70600236.....	305
70087356.....	223	70093054.....	111	70096921.....	91	70099043.....	179	70600236.....	307
70087357.....	223	70093054.....	113	70097026.....	105	70099219.....	274	70603380.....	71
70087464.....	16	70093055.....	113	70097282.....	243	70099269.....	223	70603380.....	73
70087528.....	111	70093059.....	111	70097283.....	17	70099332.....	337	70603380.....	77
70087689.....	313	70093059.....	341	70097284.....	17	70099376.....	145	70603830.....	143
70088038.....	105	70093059.....	369	70097534.....	59	70099510.....	199	70604645.....	173
70088349.....	111	70093059.....	371	70097534.....	61	70099511.....	199	70604943.....	301
70088356.....	313	70093059.....	373	70097602.....	259	70099533.....	199	70605808.....	282
70088428.....	180	70093061.....	113	70097602.....	292	70099534.....	199	70606392.....	361
70088428.....	91	70093152.....	223	70097611.....	289	70099575.....	321	70607414.....	296
70088435.....	277	70093194.....	273	70097611.....	291	70099575.....	361	70607414.....	297
70088491.....	88	70093313.....	295	70097612.....	259	70099746.....	48	70614478.....	139
70088534.....	277	70093332.....	239	70097735.....	57	70099905.....	298	70614478.....	147

NUMERICAL INDEX

PART NO.	PAGE	PART NO.	PAGE	PART NO.	PAGE	PART NO.	PAGE	PART NO.	PAGE
						0070626159			
70614478.....151		70621428.....271		70623836.....159		70624250.....153		70624459.....29	
70614478.....193		70621429.....271		70623837.....159		70624251.....148		70624460.....129	
70614478.....213		70621429.....275		70623838.....159		70624251.....153		70624464.....113	
70614478.....239		70621451.....166		70623841.....158		70624252.....148		70624470.....105	
70614478.....255		70621451.....171		70623845.....159		70624252.....153		70624471.....105	
70614478.....256		70621451.....173		70624032.....177		70624254.....147		70624472.....277	
70614478.....390		70621457.....25		70624033.....179		70624254.....151		70624472.....6	
70614478.....391		70621516.....36		70624034.....177		70624255.....148		70624473.....105	
70614478.....47		70621614.....74		70624035.....179		70624256.....147		70624473.....6	
70614478.....53		70621614.....77		70624039.....177		70624257.....153		70624474.....105	
70617125.....378		70621614.....85		70624040.....177		70624259.....153		70624485.....185	
70617125.....379		70621614.....88		70624041.....177		70624260.....151		70624485.....215	
70617932.....177		70621686.....225		70624045.....177		70624261.....147		70624486.....213	
70617932.....180		70621687.....225		70624059.....220		70624262.....151		70624487.....246	
70617932.....361		70621687.....229		70624064.....186		70624264.....182		70624488.....246	
70617932.....365		70621724.....271		70624064.....220A		70624265.....182		70624489.....171	
70618111.....361		70621775.....57		70624065.....186		70624266.....181		70624505.....282	
70618724.....147		70622083.....159		70624065.....220A		70624267.....181		70624508.....279	
70619119.....177		70622149.....277		70624066.....220		70624269.....181		70624510.....73	
70619119.....180		70622149.....6		70624098.....220		70624270.....181		70624510.....75	
70620013.....259		70622161.....106		70624120.....313		70624272.....181		70624511.....106	
70620035.....279		70622161.....269		70624126.....221		70624273.....181		70624511.....6	
70620063.....291		70622161.....279		70624127.....277		70624274.....181		70624512.....269	
70620158.....289		70622173.....202		70624127.....279		70624275.....141		70624522.....281	
70620158.....291		70622207.....215		70624163.....103		70624280.....181		70624531.....171	
70620161.....293		70622447.....102		70624188.....181		70624281.....179		70624531.....173	
70620253.....207		70622612.....233		70624189.....182		70624281.....180		70624532.....285	
70620365.....287		70622662.....233		70624190.....177		70624282.....177		70624538.....195	
70620366.....287		70622686.....277		70624192.....182		70624292.....249		70624539.....188	
70620445.....296		70622686.....6		70624193.....182		70624318.....213		70624546.....243	
70620448.....296		70622795.....105		70624194.....182		70624319.....213		70624554.....189	
70620472.....297		70622825.....235		70624195.....181		70624320.....177		70624556.....154	
70620474.....297		70622826.....236		70624198.....182		70624327.....256		70624557.....195	
70620552.....361		70622827.....236		70624204.....111		70624329.....177		70624558.....188	
70620729.....127		70622828.....233		70624205.....241		70624330.....182		70624559.....188	
70620777.....139		70622828.....237		70624213.....113		70624332.....293		70624560.....150	
70620826.....127		70622930.....236		70624231.....147		70624341.....215		70624561.....195	
70620837.....223		70622992.....201		70624231.....148		70624357.....215		70624562.....195	
70620934.....239		70622992.....279		70624231.....151		70624359.....213		70624576.....91	
70620934.....240		70622992.....280		70624231.....153		70624362.....195		70624578.....85	
70621097.....225		70623045.....174		70624232.....147		70624364.....277		70624579.....91	
70621098.....225		70623049.....174		70624232.....151		70624381.....245		70624580.....85	
70621134.....190		70623097.....267		70624233.....148		70624389.....95		70624584.....197	
70621135.....190		70623144.....213		70624233.....153		70624395.....213		70624584.....219	
70621201.....296		70623164.....219		70624234.....147		70624402.....215		70624584.....73	
70621201.....297		70623211.....217		70624234.....151		70624407.....99		70624584.....75	
70621241.....190		70623234.....311		70624235.....148		70624408.....249		70624584.....79	
70621243.....190		70623268.....200		70624235.....153		70624409.....249		70624584.....81	
70621245.....192		70623309.....166		70624236.....148		70624416.....248		70624584.....83	
70621283.....230		70623309.....167		70624236.....153		70624418.....248		70624584.....87	
70621283.....236		70623316.....158		70624237.....148		70624421.....248		70624584.....88	
70621304.....133		70623420.....208		70624237.....153		70624426.....249		70624584.....91	
70621304.....134		70623427.....209		70624238.....147		70624426.....251		70624584.....92	
70621304.....137		70623428.....209		70624238.....151		70624432.....111		70624585.....73	
70621304.....161		70623429.....209		70624240.....147		70624433.....111		70624585.....75	
70621304.....200		70623430.....208		70624240.....151		70624436.....99		70624585.....85	
70621304.....269		70623431.....208		70624241.....147		70624438.....99		70624585.....91	
70621304.....289		70623545.....287		70624241.....151		70624439.....157		70624587.....91	
70621304.....47		70623622.....247		70624242.....147		70624443.....157		70624591.....91	
70621308.....287		70623717.....177		70624242.....151		70624445.....139		70624592.....91	
70621312.....242		70623734.....185		70624245.....148		70624446.....148		70624596.....85	
70621338.....266		70623798.....252		70624245.....153		70624446.....153		70624598.....91	
70621342.....266		70623800.....253		70624246.....148		70624447.....161		70624602.....73	
70621357.....266		70623802.....252		70624247.....148		70624451.....161		70624603.....71	
70621363.....159		70623804.....143		70624247.....153		70624452.....150		70624603.....73	
70621363.....202		70623804.....145		70624248.....148		70624453.....161		70624603.....77	
70621363.....203		70623805.....200		70624248.....153		70624454.....139		70624604.....73	
70621399.....267		70623820.....248		70624249.....148		70624456.....277		70624605.....73	
70621400.....267		70623834.....159		70624249.....153		70624456.....280		70624605.....77	
70621415.....219		70623835.....159		70624250.....148		70624458.....157		70624607.....73	

NUMERICAL INDEX

PART NO.	PAGE	PART NO.	PAGE	PART NO.	PAGE	PART NO.	PAGE	PART NO.	PAGE
						0070626159			
70624607.....	77	70624748.....	149	70625757.....	319	70625934.....	327	70626998.....	325
70624618.....	91	70624750.....	141	70625757.....	329	70625941.....	320	70626998.....	333
70624624.....	74	70624752.....	185	70625758.....	338	70625942.....	320	70627001.....	325
70624624.....	77	70624765.....	216	70625759.....	338	70625943.....	327	70627001.....	333
70624625.....	73	70624766.....	219	70625760.....	338	70625943.....	335	70627005.....	325
70624625.....	75	70624767.....	213	70625761.....	338	70625945.....	320	70627006.....	319
70624629.....	216	70624768.....	213	70625765.....	338	70625946.....	320	70627008.....	305
70624630.....	216	70624769.....	216	70625766.....	338	70625960.....	354	70627008.....	307
70624631.....	73	70624771.....	216	70625767.....	359	70625963.....	337	70627009.....	319
70624636.....	183	70624773.....	151	70625767.....	362	70625970.....	305	70627009.....	329
70624640.....	217	70624774.....	150	70625767.....	371	70625970.....	307	70627034.....	376
70624641.....	195	70624775.....	150	70625769.....	359	70625973.....	311	70627044.....	320
70624642.....	195	70624776.....	150	70625769.....	362	70625977.....	320	70627239.....	150
70624645.....	213	70624777.....	150	70625769.....	371	70625978.....	320	70627243.....	110
70624646.....	213	70624778.....	150	70625774.....	354	70625979.....	320	70627244.....	110
70624647.....	213	70624779.....	150	70625775.....	355	70625980.....	320	70627251.....	143
70624648.....	161	70624781.....	150	70625776.....	359	70625992.....	311	70627252.....	185
70624649.....	150	70624782.....	150	70625776.....	362	70626159.....	1	70627264.....	154
70624650.....	149	70624783.....	150	70625776.....	371	70626178.....	7	70627265.....	158
70624652.....	130	70624784.....	150	70625778.....	359	70626179.....	311	70627266.....	158
70624652.....	139	70624786.....	85	70625778.....	363	70626179.....	7	70627278.....	154
70624653.....	139	70624787.....	73	70625778.....	371	70626181.....	305	70627310.....	158
70624654.....	149	70624801.....	216	70625791.....	321	70626182.....	323	70627320.....	158
70624654.....	150	70624803.....	154	70625792.....	321	70626182.....	325	70627324.....	157
70624654.....	153	70624811.....	217	70625793.....	320	70626182.....	327	70627327.....	157
70624656.....	154	70624812.....	216	70625794.....	321	70626182.....	333	70627334.....	213
70624657.....	161	70624813.....	143	70625796.....	321	70626182.....	335	70627362.....	157
70624661.....	216	70624832.....	369	70625796.....	404	70626193.....	377	70627363.....	215
70624673.....	195	70624832.....	371	70625797.....	311	70626199.....	305	70627364.....	143
70624674.....	195	70624843.....	369	70625799.....	311	70626222.....	7	70627364.....	145
70624675.....	150	70624844.....	369	70625813.....	319	70626223.....	377	70627365.....	143
70624676.....	147	70624899.....	369	70625814.....	319	70626266.....	311	70627365.....	145
70624677.....	151	70624931.....	404	70625815.....	319	70626279.....	377	70627369.....	185
70624687.....	139	70624936.....	338	70625816.....	323	70626317.....	401	70627372.....	146
70624688.....	139	70624937.....	338	70625817.....	323	70626318.....	401	70627372.....	157
70624689.....	139	70624939.....	371	70625817.....	325	70626319.....	401	70627373.....	146
70624690.....	149	70624947.....	363	70625817.....	333	70626321.....	403	70627373.....	157
70624690.....	150	70624947.....	369	70625824.....	305	70626322.....	403	70627374.....	146
70624690.....	153	70624947.....	371	70625824.....	307	70626323.....	401	70627374.....	157
70624690.....	154	70624949.....	369	70625825.....	305	70626326.....	321	70627377.....	209
70624690.....	241A	70624955.....	321	70625825.....	307	70626370.....	321	70627378.....	209
70624691.....	147	70625106.....	342	70625826.....	305	70626371.....	321	70627380.....	209
70624691.....	151	70625624.....	379	70625826.....	307	70626376.....	404	70627390.....	218
70624692.....	139	70625648.....	379	70625827.....	305	70626379.....	404	70627395.....	215
70624693.....	143	70625649.....	379	70625827.....	307	70626382.....	403	70627396.....	185
70624693.....	145	70625650.....	379	70625828.....	305	70626383.....	403	70627401.....	219
70624694.....	141	70625656.....	379	70625829.....	305	70626385.....	404	70627403.....	195
70624695.....	143	70625660.....	379	70625829.....	307	70626386.....	403	70627404.....	218
70624695.....	145	70625687.....	321	70625830.....	305	70626388.....	404	70627407.....	219
70624696.....	161	70625692.....	320	70625831.....	305	70626392.....	403	70627411.....	219
70624698.....	216	70625693.....	321	70625835.....	319	70626392.....	7	70627416.....	181
70624699.....	216	70625723.....	309	70625835.....	6	70626393.....	403	70627426.....	220
70624704.....	161	70625724.....	309	70625836.....	320	70626393.....	7	70627451.....	197
70624705.....	161	70625725.....	309	70625836.....	7	70626397.....	397	70627459.....	215
70624706.....	161	70625725.....	323	70625865.....	309	70626398.....	397	70627472.....	183
70624708.....	161	70625725.....	325	70625873.....	305	70626399.....	397	70627477.....	195
70624709.....	161	70625725.....	333	70625873.....	307	70626404.....	397	70627702.....	342
70624710.....	161	70625747.....	309	70625874.....	305	70626405.....	397	70627703.....	342
70624711.....	161	70625750.....	309	70625874.....	307	70626405.....	7	70627704.....	342
70624712.....	151	70625751.....	329	70625881.....	313	70626406.....	363	70627705.....	342
70624713.....	147	70625753.....	320	70625882.....	313	70626406.....	371	70627706.....	342
70624720.....	213	70625753.....	329	70625891.....	338	70626407.....	362	70627707.....	342
70624734.....	213	70625754.....	305	70625892.....	338	70626412.....	381	70627708.....	342
70624735.....	213	70625754.....	307	70625893.....	338	70626421.....	381	70627709.....	342
70624740.....	161	70625755.....	320	70625894.....	338	70626462.....	177	70627710.....	342
70624741.....	150	70625755.....	329	70625895.....	338	70626543.....	309	70627711.....	342
70624742.....	154	70625756.....	309	70625897.....	359	70626687.....	341	70627712.....	342
70624743.....	154	70625756.....	319	70625902.....	355	70626688.....	341	70627713.....	342
70624744.....	161	70625756.....	329	70625918.....	376	70626977.....	325	70627721.....	342
70624745.....	161	70625757.....	309	70625933.....	327	70626977.....	333	70627825.....	367

NUMERICAL INDEX

PART NO.	PAGE	PART NO.	PAGE	PART NO.	PAGE	PART NO.	PAGE	PART NO.	PAGE
						0070626159			
70627981.....	312	70628274.....	227	70628515.....	131	70629291.....	225	70629931.....	191
70627982.....	313	70628274.....	227A	70628516.....	131	70629331.....	298	70630012.....	186
70628001.....	263	70628285.....	197	70628518.....	130	70629332.....	298	70630013.....	186
70628013.....	157	70628305.....	165	70628519.....	130	70629336.....	230	70630014.....	241
70628018.....	150	70628305.....	167	70628520.....	130	70629337.....	230	70630036.....	85
70628019.....	217	70628310.....	189	70628571.....	129	70629338.....	230	70630045.....	195
70628022.....	157	70628318.....	171	70628572.....	129	70629354.....	192	70630052.....	188
70628030.....	195	70628320.....	188	70628612.....	180	70629433.....	191	70630055.....	186
70628031.....	195	70628333.....	187	70628632.....	200	70629452.....	239	70630072.....	71
70628033.....	195	70628341.....	190	70628633.....	200	70629456.....	223	70630083.....	71
70628043.....	157	70628344.....	130	70628634.....	200	70629457.....	235	70630086.....	99
70628044.....	157	70628345.....	130	70628652.....	99	70629458.....	243	70630087.....	99
70628079.....	157	70628348.....	130	70628655.....	29	70629478.....	234	70630088.....	99
70628087.....	157	70628349.....	130	70628664.....	179	70629507.....	235	70630089.....	99
70628110.....	74	70628350.....	130	70628667.....	179	70629537.....	239	70630090.....	99
70628116.....	77	70628351.....	130	70628676.....	266	70629538.....	239	70630091.....	161
70628116.....	87	70628354.....	131	70628677.....	253	70629581.....	239	70630130.....	71
70628117.....	74	70628355.....	131	70628691.....	186	70629585.....	220	70630148.....	273
70628117.....	77	70628356.....	131	70628692.....	186	70629586.....	239	70630171.....	133
70628120.....	74	70628357.....	131	70628721.....	59	70629591.....	233	70630286.....	199
70628120.....	77	70628358.....	131	70628722.....	59	70629592.....	233	70630287.....	199
70628121.....	74	70628359.....	131	70628723.....	59	70629593.....	239	70630288.....	199
70628121.....	77	70628360.....	131	70628723.....	61	70629594.....	239	70630301.....	199
70628129.....	166	70628361.....	131	70628731.....	277	70629595.....	239	70630315.....	168
70628129.....	7	70628362.....	131	70628731.....	7	70629605.....	225	70630316.....	168
70628131.....	161	70628363.....	131	70628735.....	269	70629606.....	225	70630317.....	168
70628131.....	7	70628364.....	131	70628736.....	197	70629607.....	225	70630318.....	168
70628135.....	158	70628365.....	131	70628736.....	71	70629608.....	225	70630319.....	168
70628137.....	158	70628366.....	131	70628736.....	73	70629609.....	186	70630320.....	168
70628138.....	179	70628378.....	163	70628736.....	75	70629615.....	236	70630321.....	168
70628138.....	74	70628381.....	163	70628736.....	79	70629623.....	91	70630322.....	168
70628138.....	77	70628382.....	163	70628736.....	80	70629629.....	188	70630323.....	168
70628138.....	87	70628384.....	164	70628736.....	83	70629630.....	188	70630324.....	168
70628138.....	88	70628388.....	164	70628736.....	87	70629634.....	180	70630325.....	168
70628138.....	92	70628389.....	164	70628736.....	88	70629634.....	195	70630326.....	168
70628140.....	171	70628391.....	164	70628736.....	92	70629639.....	191	70630327.....	168
70628140.....	7	70628392.....	164	70628737.....	74	70629642.....	174	70630328.....	168
70628141.....	158	70628399.....	163	70628737.....	77	70629643.....	174	70630329.....	168
70628142.....	158	70628401.....	163	70628737.....	85	70629703.....	242	70630330.....	168
70628143.....	143	70628402.....	163	70628737.....	91	70629707.....	171	70630387.....	158
70628144.....	143	70628402.....	164	70628738.....	74	70629709.....	179	70630408.....	213
70628154.....	197	70628403.....	164	70628738.....	77	70629709.....	87	70630427.....	205
70628157.....	197	70628426.....	187	70628738.....	80	70629827.....	236	70630427.....	207
70628157.....	79	70628428.....	126	70628738.....	85	70629828.....	236	70630528.....	208
70628157.....	87	70628429.....	189	70628738.....	91	70629879.....	163	70630578.....	164
70628158.....	197	70628448.....	139	70628738.....	92	70629881.....	163	70630636.....	199
70628159.....	197	70628451.....	187	70628807.....	253	70629882.....	163	70630649.....	239
70628160.....	197	70628458.....	205	70628815.....	187	70629884.....	163	70630655.....	185
70628161.....	157	70628458.....	207	70628820.....	51	70629885.....	163	70630656.....	185
70628185.....	71	70628467.....	219	70628820.....	7	70629886.....	163	70630688.....	135
70628186.....	199	70628469.....	129	70628824.....	187	70629887.....	163	70630713.....	106
70628186.....	7	70628470.....	130	70628846.....	51	70629888.....	164	70630717.....	227
70628188.....	197	70628471.....	256	70628846.....	7	70629889.....	164	70630717.....	227A
70628189.....	197	70628476.....	130	70628915.....	241	70629890.....	163	70630738.....	282
70628197.....	259	70628478.....	131	70628915.....	241A	70629891.....	164	70630745.....	92
70628208.....	218	70628479.....	131	70628930.....	241	70629892.....	164	70630753.....	301
70628234.....	246	70628480.....	129	70628931.....	241	70629893.....	164	70630756.....	143
70628238.....	246	70628482.....	129	70628931.....	241A	70629894.....	163	70630756.....	145
70628239.....	165	70628484.....	129	70628939.....	253	70629895.....	163	70630772.....	259
70628243.....	133	70628485.....	129	70629057.....	249	70629897.....	164	70630787.....	105
70628243.....	161	70628486.....	130	70629058.....	249	70629898.....	163	70630795.....	75
70628244.....	158	70628489.....	129	70629062.....	183	70629899.....	163	70630801.....	186
70628244.....	171	70628490.....	129	70629079.....	289	70629900.....	163	70630802.....	186
70628246.....	167	70628492.....	130	70629153.....	181	70629901.....	163	70630821.....	365
70628247.....	167	70628494.....	219	70629188.....	273	70629902.....	164	70630822.....	186
70628248.....	165	70628503.....	131	70629189.....	273	70629904.....	164	70630823.....	186
70628248.....	167	70628509.....	130	70629197.....	1	70629906.....	164	70630826.....	91
70628249.....	165	70628510.....	130	70629205.....	267	70629907.....	163	70630827.....	105
70628249.....	167	70628511.....	130	70629244.....	92	70629908.....	164	70630828.....	105
70628274.....	225	70628512.....	29	70629247.....	295	70629909.....	163	70630830.....	105

NUMERICAL INDEX

PART NO.	PAGE	PART NO.	PAGE	PART NO.	PAGE	PART NO.	PAGE	PART NO.	PAGE
						U070626159			
70630833.....	197	70631752.....	240	70632542.....	269	70633427.....	291	70634058.....	7
70630875.....	225	70631753.....	240	70632604.....	130	70633452.....	261	70634091.....	101
70630914.....	199	70631755.....	227	70632692.....	227	70633464.....	255	70634092.....	101
70630917.....	282	70631755.....	227A	70632692.....	227A	70633469.....	75	70634093.....	101
70630917.....	283	70631756.....	240	70632710.....	81	70633469.....	83	70634094.....	101
70630932.....	91	70631765.....	227	70632710.....	87	70633472.....	139	70634095.....	101
70630948.....	197	70631766.....	227	70632714.....	223	70633482.....	87	70634197.....	113
70630962.....	197	70631769.....	102	70632716.....	81	70633490.....	197	70634237.....	305
70630973.....	219	70631771.....	240	70632716.....	87	70633491.....	197	70634237.....	307
70630977.....	219	70631782.....	99	70632747.....	81	70633495.....	173	70634283.....	47
70630979.....	219	70631792.....	102	70632747.....	87	70633496.....	133	70634288.....	267
70530980.....	219	70631794.....	236	70632752.....	81	70633496.....	134	70634385.....	299
70631007.....	45	70631794.....	237	70632752.....	87	70633497.....	137	70634427.....	164
70631008.....	45	70631827.....	211	70632755.....	133	70633497.....	161	70634448.....	101
70631008.....	47	70631827.....	212	70632755.....	134	70633500.....	88	70634516.....	267
70631013.....	54	70631828.....	175	70632755.....	167	70633519.....	111	70634561.....	101
70631013.....	61	70631837.....	161	70632756.....	79	70633519.....	45	70634573.....	299
70631078.....	127	70631844.....	177	70632771.....	87	70633519.....	47	70634574.....	299
70631088.....	129	70631844.....	180	70632785.....	145	70633519.....	51	70634650.....	92
70631089.....	129	70631846.....	175	70632907.....	147	70633519.....	53	70634677.....	279
70631106.....	163	70631846.....	211	70632925.....	229	70633519.....	57	70634685.....	181
70631122.....	147	70631868.....	175	70633083.....	92	70633527.....	295A	70634726.....	270
70631123.....	143	70631868.....	211	70633084.....	79	70633535.....	87	70634731.....	269
70631198.....	105	70631869.....	175	70633086.....	88	70633539.....	257	70634751.....	105
70631199.....	105	70631869.....	211	70633088.....	92	70633542.....	257	70634752.....	105
70631224.....	105	70631869.....	212	70633120.....	83	70633543.....	295A	70634752.....	7
70631225.....	105	70631870.....	175	70633122.....	81	70633550.....	87	70634754.....	197
70631226.....	105	70631870.....	211	70633123.....	79	70633552.....	87	70634760.....	245
70631235.....	219	70631870.....	212	70633127.....	79	70633559.....	193	70634761.....	269
70631311.....	266	70631872.....	175	70633128.....	180	70633561.....	180	70634761.....	271
70631352.....	302	70631935.....	208	70633130.....	255	70633568.....	180	70634763.....	245
70631384.....	99	70631973.....	193	70633132.....	92	70633573.....	261	70634893.....	245
70631385.....	256	70632038.....	180	70633134.....	295	70633580.....	257	70634897.....	252
70631476.....	179	70632039.....	180	70633147.....	57	70633581.....	87	70634902.....	113
70631476.....	79	70632046.....	180	70633162.....	180	70633582.....	261	70634945.....	111
70631476.....	83	70632053.....	261	70633164.....	295A	70633592.....	295A	70634955.....	115
70631482.....	73	70632060.....	175	70633165.....	255	70633594.....	250	70634961.....	113
70631482.....	77	70632060.....	211	70633166.....	255	70633594.....	257	70634976.....	245
70631483.....	73	70632060.....	212	70633169.....	145	70633612.....	255	70635045.....	85
70631483.....	77	70632061.....	175	70633174.....	180	70633616.....	186	70635112.....	383
70631496.....	79	70632061.....	211	70633177.....	145	70633617.....	186	70635147.....	365
70631498.....	83	70632061.....	212	70633179.....	88	70633619.....	53	70635151.....	365
70631512.....	205	70632062.....	175	70633186.....	154	70633624.....	201	70635152.....	365
70631542.....	173	70632062.....	211	70633188.....	83	70633658.....	173	70635153.....	365
70631553.....	245	70632062.....	212	70633189.....	88	70633664.....	295	70635156.....	365
70631554.....	245	70632063.....	175	70633190.....	179	70633676.....	60	70635159.....	365
70631563.....	103	70632063.....	211	70633190.....	180	70633677.....	60	70635163.....	329
70631564.....	102	70632063.....	212	70633217.....	154	70633688.....	145	70635164.....	329
70631564.....	103	70632064.....	211	70633218.....	154	70633689.....	145	70635165.....	335
70631566.....	105	70632064.....	212	70633219.....	79	70633704.....	155	70635166.....	335
70631632.....	158	70632078.....	179	70633220.....	80	70633705.....	155	70635178.....	367
70631639.....	282	70632102.....	179	70633221.....	79	70633738.....	269	70635191.....	365
70631640.....	246	70632103.....	180	70633222.....	79	70633749.....	157	70635192.....	307
70631652.....	79	70632111.....	240	70633223.....	81	70633762.....	269	70635196.....	307
70631665.....	240	70632118.....	222	70633225.....	81	70633798.....	261	70635197.....	307
70631687.....	227	70632118.....	233	70633228.....	80	70633829.....	241	70635198.....	307
70631587.....	227A	70632119.....	234	70633234.....	83	70633834.....	145	70635202.....	307
70631687.....	237	70632126.....	179	70633237.....	151	70633846.....	145	70635208.....	307
70631691.....	228	70632136.....	240	70633238.....	151	70633847.....	145	70635209.....	279
70631691.....	231	70632137.....	240	70633310.....	212	70633873.....	99	70635210.....	279
70631698.....	85	70632179.....	261	70633325.....	80	70633899.....	205	70635213.....	7
70631727.....	227	70632221.....	223	70633352.....	243	70633899.....	7	70635214.....	329
70631727.....	227A	70632227.....	267	70633376.....	200	70633903.....	250	70635216.....	329
70631734.....	227	70632287.....	227	70633376.....	7	70633961.....	99	70635217.....	330
70631734.....	227B	70632288.....	227	70633377.....	205	70633985.....	101	70635218.....	329
70631734.....	237	70632332.....	99	70633377.....	7	70633993.....	207	70635219.....	329
70631735.....	234	70632388.....	267	70633384.....	266	70633994.....	251	70635220.....	329
70631736.....	234	70632389.....	267	70633393.....	87	70633995.....	212	70635223.....	311
70631750.....	234	70632390.....	267	70633414.....	291	70634011.....	266	70635223.....	7
70631751.....	240	70632423.....	85	70633416.....	255	70634058.....	53	70635226.....	330

NUMERICAL INDEX

PART NO.	PAGE	PART NO.	PAGE	PART NO.	PAGE	PART NO.	PAGE	PART NO.	PAGE
						0070626159			
70635227.....	341	70636695.....	337	70638422.....	263	70639657.....	219	706440J3.....	8
70635229.....	330	70636759.....	383	70638422.....	265	70639695.....	182	70644006.....	106
70635230.....	330	70637294.....	316	70638423.....	263	70639696.....	182	70644006.....	280
70635231.....	330	70637297.....	316	70638424.....	263	70639725.....	251	70644328.....	133
70635235.....	333	70637299.....	316	70638425.....	263	70639885.....	237	70644328.....	8
70635236.....	333	70637302.....	316	70638426.....	263	70639886.....	237	70644356.....	200
70635237.....	329	70637303.....	316	70638427.....	263	70639911.....	180	70644356.....	8
70635238.....	329	70637304.....	316	70638428.....	263	70639912.....	179	70644357.....	8
70635240.....	219	70637305.....	316	70638429.....	263	70639971.....	237	70644358.....	207
70635243.....	329	70637311.....	316	70638430.....	263	70639975.....	263	70644358.....	8
70635249.....	361	70637344.....	391	70638431.....	263	70639982.....	223	70644368.....	200
70635253.....	361	70637347.....	391	70638431.....	265	70640290.....	217	70644369.....	200
70635255.....	361	70637348.....	391	70638432.....	263	70640416.....	277	70644371.....	200
70635256.....	361	70637348.....	8	70638432.....	265	70640676.....	269	70644373.....	199
70635257.....	341	70637352.....	391	70638433.....	263	70640677.....	270	70644394.....	205
70635260.....	355	70637353.....	391	70638434.....	263	70640727.....	282	70644394.....	207
70635261.....	361	70637397.....	365	70638435.....	263	70640777.....	283	70644394.....	11
70635266.....	357	70637405.....	391	70638455.....	77	70640797.....	129	70644395.....	205
70635267.....	357	70637405.....	391	70638468.....	263	70641126.....	195	70644395.....	207
70635271.....	361	70637499.....	285	70638469.....	75	70641127.....	267	70644395.....	8
70635273.....	361	70637508.....	269	70638471.....	73	70641148.....	217	70644457.....	127
70635274.....	375	70637514.....	280	70638471.....	75	70641328.....	195	70644546.....	301
70635275.....	373	70637514.....	7	70638476.....	75	70641334.....	183	70644553.....	60
70635276.....	364	70637516.....	280	70638478.....	256	70641343.....	195	70644553.....	8
70635276.....	372	70637516.....	7	70638482.....	256	70641546.....	1	70644554.....	61
70635276.....	373	70637517.....	115	70638504.....	215	70641563.....	270	70644554.....	8
70635282.....	373	70637525.....	197	70638561.....	217	70641576.....	99	70644555.....	59
70635284.....	261	70637526.....	197	70638562.....	217	70641654.....	301	70644555.....	6
70635284.....	375	70637529.....	197	70638563.....	217	70641655.....	143	70644555.....	60
70635286.....	375	70637530.....	197	70638579.....	215	70641655.....	145	70644556.....	60
70635288.....	373	70637531.....	106	70638580.....	215	70641707.....	7	70644556.....	8
70635290.....	367	70637531.....	7	70638711.....	101	70641713.....	83	70644558.....	1
70635291.....	367	70637541.....	197	70638712.....	101	70641716.....	273	70644593.....	267
70635292.....	367	70637547.....	251	70638715.....	215	70641732.....	274	70644612.....	173
70635293.....	367	70637548.....	251	70638718.....	101	70641734.....	137	70644625.....	267
70635294.....	367	70637549.....	79	70638728.....	213	70641734.....	7	70644683.....	59
70635412.....	309	70637552.....	266	70638729.....	215	70641789.....	282	70644683.....	8
70635412.....	314	70637555.....	266	70638730.....	215	70641904.....	186	70644692.....	131
70635412.....	329	70637640.....	227	70638731.....	101	70641916.....	282	70644693.....	129
70635480.....	369	70637640.....	227A	70638732.....	83	70642045.....	247	70644694.....	6
70635480.....	371	70637730.....	215	70638758.....	215	70642046.....	247	70644696.....	61
70635480.....	373	70637901.....	222	70638765.....	129	70642259.....	186	70644696.....	8
70635613.....	341	70637902.....	223	70638767.....	129	70642441.....	111	70644708.....	201
70635621.....	364	70637932.....	195	70638768.....	131	70642498.....	263	70644708.....	207
70635621.....	372	70637984.....	75	70638769.....	129	70642498.....	265	70644713.....	158
70635651.....	364	70638004.....	299	70638770.....	129	70642499.....	263	70644713.....	200
70635653.....	364	70638050.....	299	70638771.....	129	70642499.....	265	70644713.....	207
70635663.....	372	70638088.....	161	70638796.....	212	70642500.....	263	70644713.....	53
70635667.....	383	70638175.....	71	70638801.....	1	70642500.....	265	70644883.....	280
70635668.....	383	70638179.....	71	70638844.....	187	70642744.....	57	70644908.....	280
70635674.....	383	70638194.....	141	70638869.....	215	70642749.....	57	70644909.....	280
70635675.....	383	70638236.....	163	70638888.....	182	70642894.....	149	70644909.....	8
70635680.....	383	70638243.....	270	70638891.....	1	70642894.....	153	70644910.....	7
70635682.....	383	70638282.....	271A	70638897.....	289	70643287.....	183	70644911.....	280
70635683.....	383	70638283.....	275	70638897.....	291	70643529.....	255	70644911.....	6
70635685.....	383	70638323.....	164	70638959.....	277	70643630.....	199	70644912.....	7
70635831.....	371	70638341.....	229	70638980.....	47	70643716.....	203	70644918.....	1
70636462.....	375	70638351.....	263	70639312.....	270	70643717.....	203	70645074.....	207
70636465.....	353A	70638351.....	265	70639313.....	269	70643720.....	203	70645074.....	8
70636466.....	353A	70638354.....	263	70639314.....	270	70643739.....	203	70645098.....	316
70636480.....	353A	70638363.....	263	70639388.....	274	70643763.....	130	70645120.....	1
70636481.....	353A	70638369.....	263	70639388.....	275	70643764.....	221	70645269.....	130
70636482.....	353A	70638370.....	263	70639388.....	283	70643855.....	200	70645284.....	1
70636485.....	353A	70638371.....	263	70639434.....	213	70643855.....	8	70645285.....	1
70636547.....	323	70638398.....	75	70639473.....	183	70643953.....	165	70645286.....	1
70636687.....	367	70638406.....	77	70639475.....	183	70643953.....	167	70645287.....	1
70636693.....	371	70638420.....	263	70639499.....	218	70643953.....	8	70645288.....	1
70636693.....	373	70638420.....	265	70639534.....	130	70643957.....	166	70645289.....	1
70636694.....	371	70638421.....	263	70639654.....	218	70643957.....	167	70645438.....	166
70636694.....	373	70638421.....	265	70639656.....	219	70644003.....	171	70645438.....	167

NUMERICAL INDEX

PART NO.	PAGE	PART NO.	PAGE	PART NO.	PAGE	PART NO.	PAGE	PART NO.	PAGE
						0070626159			
70645438.....8		70646899.....45		70648602.....255		70650310.....353A		70651574.....210	
70645514.....187		70646899.....47		70648620.....150		70650311.....353A		70651575.....210	
70645550.....1		70646899.....9		70648624.....295		70650399.....130		70651576.....210	
70645609.....390		70646907.....7		70648665.....255		70650399.....131		70651577.....210	
70645609.....391		70646908.....7		70648694.....257		70650407.....1		70651630.....269	
70645610.....390		70646923.....6		70648715.....252		70650408.....1		70651639.....148	
70645610.....391		70646923.....60		70648715.....253		70650409.....1		70651639.....153	
70645765.....113		70647067.....1		70648715.....255		70650413.....1		70651641.....147	
70645891.....1		70647068.....1		70648792.....167		70650414.....1		70651641.....151	
70645892.....1		70647069.....1		70648792.....9		70650415.....1		70651643.....148	
70645893.....1		70647080.....227		70648793.....173		70650450.....145		70651643.....153	
70645904.....140		70647080.....227A		70648793.....9		70650468.....167		70651646.....151	
70645905.....154		70647080.....237		70648847.....141		70650468.....9		70651647.....148	
70645931.....222		70647269.....148		70648861.....307		70650516.....141		70651745.....195	
70645939.....365		70647277.....187		70648862.....307		70650542.....141		70651894.....266	
70645970.....242		70647375.....285		70648894.....134		70650554.....141		70651982.....267	
70645971.....242		70647423.....316		70648894.....9		70650559.....141		70652419.....386	
70645985.....242		70647424.....316		70648895.....9		70650567.....133		70652421.....384	
70645986.....242		70647425.....316		70648896.....127		70650567.....134		70652888.....386	
70646038.....115		70647426.....316		70648896.....9		70650672.....169		70652889.....386	
70646045.....227		70647427.....312		70649043.....1		70650673.....169		70652890.....388	
70646045.....227A		70647428.....316		70649066.....129		70650674.....169		70652962.....384	
70646045.....237		70647432.....49		70649088.....1		70650675.....169		70652963.....384	
70646078.....249		70647432.....50		70649239.....113		70650676.....169		70653291.....385	
70646078.....99		70647436.....49		70649246.....113		70650677.....169		70653338.....384	
70646126.....158		70647439.....49		70649355.....126		70650678.....169		70653349.....384	
70646126.....8		70647439.....50		70649418.....111		70650679.....169		70653709.....312	
70646128.....161		70647446.....49		70649469.....111		70650753.....195		70653767.....390	
70646128.....8		70647446.....50		70649544.....372		70650815.....185		70653767.....9	
70646132.....173		70647448.....49		70649709.....111		70650835.....188		70653768.....390	
70646132.....8		70647448.....50		70649824.....283		70650846.....229		70653769.....390	
70646137.....165		70647449.....49		70649993.....167		70650862.....137		70653771.....390	
70646137.....8		70647449.....50		70649996.....283		70650862.....9		70653772.....390	
70646139.....173		70647450.....49		70650052.....309		70650901.....295A		70653773.....213	
70646139.....8		70647450.....50		70650113.....355		70650927.....341		70654014.....103	
70646144.....158		70647452.....79		70650130.....261		70650928.....341		70654033.....387	
70646144.....8		70647453.....49		70650131.....265		70650929.....341		70654042.....103	
70646182.....242		70647453.....50		70650132.....265		70650930.....341		70654042.....9	
70646208.....329		70647455.....49		70650133.....265		70650931.....341		70654043.....279	
70646208.....8		70647455.....50		70650134.....265		70650952.....295A		70654115.....386	
70646209.....329		70647487.....243		70650135.....265		70650987.....196		70654118.....387	
70646209.....8		70647488.....243		70650136.....265		70650987.....9		70654121.....387	
70646212.....127		70647519.....49		70650137.....265		70650988.....196		70654123.....386	
70646212.....9		70647554.....49		70650138.....265		70650988.....9		70654125.....386	
70646230.....59		70647554.....50		70650139.....265		70651032.....341		70654126.....386	
70646230.....8		70647680.....49		70650140.....265		70651045.....341		70654127.....385	
70646268.....135		70647680.....50		70650141.....265		70651105.....317		70654133.....386	
70646302.....175		70647683.....47		70650142.....265		70651108.....317		70654148.....384	
70646302.....211		70647704.....53		70650143.....265		70651109.....317		70654149.....384	
70646313.....135		70647785.....135		70650144.....265		70651141.....129		70654150.....384	
70646313.....8		70647785.....9		70650145.....265		70651198.....353		70654151.....384	
70646323.....132		70647927.....139		70650146.....265		70651199.....353B		70654152.....387	
70646323.....8		70647938.....139		70650147.....265		70651200.....353A		70654153.....387	
70646324.....135		70648155.....320		70650184.....167		70651201.....353A		70654154.....386	
70646324.....9		70648155.....9		70650188.....169		70651202.....353B		70654156.....385	
70646327.....7		70648269.....354		70650189.....169		70651203.....353B		70654157.....389	
70646342.....133		70648362.....148		70650190.....169		70651204.....353B		70654158.....389	
70646342.....134		70648362.....153		70650191.....169		70651205.....353B		70654159.....389	
70646342.....9		70648363.....147		70650193.....169		70651296.....309		70654160.....386	
70646481.....113		70648363.....151		70650194.....169		70651370.....243		70654161.....388	
70646587.....199		70648437.....253		70650195.....169		70651432.....207		70654162.....388	
70646602.....215		70648477.....83		70650196.....169		70651564.....210		70654163.....388	
70646604.....213		70648500.....255		70650197.....169		70651565.....210		70654164.....388	
70646743.....45		70648514.....319		70650198.....169		70651566.....210		70654165.....388	
70646743.....47		70648514.....9		70650251.....57		70651567.....210		70654166.....388	
70646743.....9		70648517.....279		70650283.....167		70651569.....210		70654167.....388	
70646841.....102		70648535.....279		70650283.....9		70651570.....210		70654168.....388	
70646841.....9		70648537.....292		70650299.....281		70651571.....210		70654169.....388	
70646844.....53		70648559.....221		70650299.....283		70651572.....210		70654170.....388	
70646844.....9		70648601.....255		70650302.....103		70651573.....210		70654171.....385	

NUMERICAL INDEX

PART NO.	PAGE	PART NO.	PAGE	PART NO.	PAGE	PART NO.	PAGE	PART NO.	PAGE
						0070626159			
70654172.....	385	70659716.....	317	70667422.....	50	70679950.....	229	70696657.....	1
70654362.....	57	70660382.....	193	70668369.....	220	70679951.....	228	70696878.....	1
70654541.....	183	70661268.....	212	70668389.....	220	70679952.....	228	70699062.....	236
70654652.....	273	70661298.....	147	70668505.....	319	70680873.....	189	70900585.....	208
70654717.....	49	70661298.....	151	70668508.....	167	70680874.....	189	70900686.....	365
70654717.....	50	70661334.....	220	70668527.....	384	70680901.....	189	70900759.....	249
70654719.....	49	70661502.....	147	70668528.....	230	70680998.....	139	70900759.....	251
70654719.....	50	70661502.....	151	70668860.....	185	70680999.....	139	70900759.....	298
70654720.....	49	70661624.....	139	70669016.....	309	70681424.....	190	70900759.....	299
70654720.....	50	70661676.....	210	70669016.....	319	70681563.....	230	70900764.....	249
70654721.....	49	70661924.....	148	70669016.....	329	70681940.....	230	70900764.....	251
70654721.....	50	70661929.....	147	70669153.....	148	70682309.....	188	70900801.....	163
70654986.....	273	70661998.....	151	70669472.....	235	70682503.....	159	70900801.....	180
70654987.....	273	70661999.....	151	70669725.....	390	70682504.....	159	70900801.....	197
70654988.....	273	70662071.....	181	70669862.....	236	70682797.....	1	70900801.....	263
70654989.....	273	70662260.....	353B	70670645.....	227A	70683981.....	242	70900801.....	33
70654990.....	273	70663117.....	188	70670646.....	227A	70684391.....	387	70900802.....	220
70654991.....	273	70663117.....	195	70670652.....	228	70684479.....	188	70900802.....	245
70655090.....	229	70663123.....	210	70670653.....	228	70684480.....	188	70900802.....	295A
70655190.....	312	70663124.....	210	70670654.....	228	70684491.....	227A	70900802.....	92
70655334.....	317	70663245.....	188	70670849.....	236	70684581.....	309	70900805.....	259
70655371.....	317	70663731.....	295	70671158.....	236	70684582.....	309	70900805.....	361
70655458.....	230	70663741.....	295	70671728.....	236	70684654.....	210A	70900806.....	113
70655474.....	233	70663771.....	295	70671733.....	235	70684654.....	210B	70900806.....	157
70655486.....	275	70663792.....	295	70671734.....	236	70684699.....	163	70900806.....	177
70655487.....	275	70664259.....	295	70671756.....	236	70684700.....	164	70900806.....	213
70655512.....	236	70664316.....	295	70671757.....	236	70684701.....	163	70900806.....	215
70655743.....	209	70664694.....	317	70671758.....	236	70684702.....	164	70900806.....	219
70655952.....	275	70664851.....	186	70671759.....	236	70684703.....	164	70900806.....	309
70656151.....	197	70665095.....	317	70674948.....	220A	70685732.....	183	70900806.....	319
70656431.....	50	70665096.....	317	70675337.....	230	70685740.....	189	70900806.....	329
70656591.....	227B	70665097.....	317	70675338.....	230	70686770.....	1	70900806.....	359
70656592.....	227B	70665098.....	317	70676308.....	158	70686823.....	235	70900806.....	362
70656621.....	227B	70665099.....	317	70677005.....	265B	70687249.....	148	70900806.....	364
70656622.....	227B	70665133.....	241A	70677006.....	227A	70687249.....	153	70900806.....	369
70656633.....	1	70665134.....	241A	70677199.....	385	70687251.....	148	70900806.....	371
70656634.....	1	70665141.....	317	70677201.....	385	70687251.....	153	70900806.....	373
70656635.....	1	70665187.....	241A	70677634.....	210A	70690347.....	1	70900806.....	379
70656639.....	1	70665297.....	241A	70677634.....	210B	70690729.....	265A	70900806.....	381
70656640.....	1	70665397.....	353B	70677634.....	210C	70691745.....	280	70900806.....	382
70656641.....	1	70665472.....	165	70677636.....	210A	70693532.....	151	70900806.....	386
70656741.....	317	70665597.....	181	70677636.....	210B	70693533.....	147	70900806.....	401
70656895.....	387	70666293.....	221	70677637.....	210A	70693534.....	148	70900806.....	403
70656896.....	387	70666366.....	195	70677637.....	210B	70693535.....	151	70900806.....	79
70656897.....	387	70666367.....	241A	70677637.....	210C	70693536.....	148	70900807.....	158
70656898.....	387	70666371.....	241A	70677638.....	210A	70693536.....	153	70900807.....	39
70656899.....	387	70666372.....	241A	70677638.....	210B	70693537.....	147	70900807.....	87
70656986.....	267	70666406.....	241A	70677638.....	210C	70693537.....	151	70900808.....	17
70657398.....	1	70666407.....	241A	70677639.....	210A	70693538.....	147	70900808.....	213
70657564.....	261	70666408.....	241A	70677639.....	210B	70693538.....	151	70900810.....	223
70658241.....	317	70666471.....	165	70677639.....	210C	70693539.....	148	70900814.....	307
70658348.....	277	70666482.....	243	70677641.....	210A	70693539.....	153	70900816.....	182
70658348.....	279	70666497.....	266	70677641.....	210B	70694303.....	265A	70900817.....	245
70658349.....	280	70666547.....	188	70677641.....	210C	70694305.....	265B	70900817.....	249
70658353.....	377	70666889.....	320	70677642.....	210A	70694306.....	265A	70900817.....	251
70658707.....	236	70666889.....	330	70677642.....	210B	70694307.....	265B	70900817.....	99
70659075.....	91	70666997.....	269	70677642.....	210C	70694781.....	265B	70900818.....	111
70659075.....	92	70666998.....	269	70677643.....	210A	70694782.....	265B	70900818.....	113
70659093.....	261	70667206.....	185	70677643.....	210B	70694783.....	265B	70900818.....	179
70659149.....	230	70667252.....	10	70677643.....	210C	70694784.....	265B	70900818.....	193
70659195.....	101	70667252.....	185	70677645.....	207	70694785.....	265B	70900818.....	275
70659409.....	243	70667252.....	186	70677709.....	148	70695471.....	249	70900818.....	53
70659420.....	243	70667252.....	220A	70677709.....	153	70695471.....	291	70900825.....	309
70659425.....	243	70667252.....	227A	70677710.....	148	70695688.....	207	70900826.....	395
70659426.....	243	70667252.....	36	70677710.....	153	70695868.....	265B	70900942.....	197
70659445.....	317	70667387.....	148	70679114.....	236	70695982.....	279	70900942.....	219
70659457.....	317	70667387.....	153	70679376.....	236	70695987.....	279	70900942.....	365
70659586.....	195	70667395.....	203	70679901.....	235	70695996.....	210A	70900942.....	71
70659689.....	195	70667396.....	203	70679904.....	235	70695996.....	210C	70900942.....	73
70659714.....	317	70667422.....	49	70679949.....	229	70696162.....	265B	70900942.....	74

NUMERICAL INDEX

PART NO.	PAGE	PART NO.	PAGE	PART NO.	PAGE	PART NO.	PAGE	PART NO.	PAGE
						0070626159			
70900942.....75		70904204.....285		70904206.....171		70904206.....404		70904208.....253	
70900942.....77		70904204.....289		70904206.....173		70904206.....43		70904208.....255	
70900942.....79		70904204.....29		70904206.....174		70904206.....45		70904208.....256	
70900942.....80		70904204.....291		70904206.....177		70904206.....47		70904208.....257	
70900942.....83		70904204.....297		70904206.....179		70904206.....48		70904208.....261	
70900942.....87		70904204.....305		70904206.....180		70904206.....49		70904208.....269	
70900942.....88		70904204.....307		70904206.....185		70904206.....50		70904208.....270	
70900942.....91		70904204.....349		70904206.....186		70904206.....51		70904208.....275	
70900942.....92		70904204.....350		70904206.....195		70904206.....53		70904208.....279	
70900970.....175		70904204.....353		70904206.....201		70904206.....55		70904208.....285	
70900970.....211		70904204.....353A		70904206.....205		70904206.....59		70904208.....287	
70900970.....212		70904204.....39		70904206.....207		70904206.....61		70904208.....29	
70900970.....74		70904204.....74		70904206.....217		70904206.....63		70904208.....291	
70900970.....77		70904204.....77		70904206.....219		70904206.....66		70904208.....293	
70900970.....80		70904204.....85		70904206.....22		70904206.....79		70904208.....295	
70900970.....85		70904204.....88		70904206.....227		70904206.....87		70904208.....295A	
70900970.....91		70904205.....119		70904206.....233		70904206.....91		70904208.....305	
70900970.....92		70904205.....121		70904206.....245		70904206.....95		70904208.....307	
70901151.....174		70904205.....145		70904206.....246		70904206.....99		70904208.....311	
70901165.....285		70904205.....158		70904206.....249		70904207.....111		70904208.....313	
70901223.....164		70904205.....161		70904206.....25		70904207.....127		70904208.....330	
70901310.....107		70904205.....174		70904206.....251		70904207.....365		70904208.....337	
70901348.....220A		70904205.....177		70904206.....252		70904208.....105		70904208.....341	
70901472.....117		70904205.....199		70904206.....253		70904208.....106		70904208.....355	
70901513.....354		70904205.....202		70904206.....255		70904208.....111		70904208.....365	
70901517.....354		70904205.....203		70904206.....259		70904208.....113		70904208.....369	
70901551.....188		70904205.....22		70904206.....261		70904208.....115		70904208.....37	
70901651.....67		70904205.....249		70904206.....269		70904208.....119		70904208.....371	
70901652.....29		70904205.....251		70904206.....270		70904208.....127		70904208.....373	
70901653.....195		70904205.....259		70904206.....274		70904208.....139		70904208.....375	
70901666.....212		70904205.....284		70904206.....275		70904208.....141		70904208.....377	
70901667.....185		70904205.....285		70904206.....277		70904208.....143		70904208.....390	
70901676.....117		70904205.....298		70904206.....279		70904208.....145		70904208.....391	
70901694.....354		70904205.....299		70904206.....280		70904208.....147		70904208.....397	
70901781.....108		70904205.....320		70904206.....284		70904208.....151		70904208.....40	
70901781.....163		70904205.....321		70904206.....285		70904208.....157		70904208.....403	
70901829.....357		70904205.....346		70904206.....289		70904208.....17		70904208.....404	
70901830.....341		70904205.....36		70904206.....29		70904208.....171		70904208.....43	
70902071.....57		70904205.....367		70904206.....291		70904208.....173		70904208.....45	
70902200.....177		70904205.....389		70904206.....292		70904208.....177		70904208.....47	
70903093.....218		70904205.....39		70904206.....298		70904208.....179		70904208.....51	
70903627.....246		70904205.....40		70904206.....299		70904208.....180		70904208.....53	
70903628.....274		70904205.....55		70904206.....301		70904208.....185		70904208.....55	
70903632.....63		70904205.....63		70904206.....31		70904208.....193		70904208.....71	
70903747.....202		70904205.....75		70904206.....312		70904208.....197		70904208.....73	
70903765.....174		70904205.....79		70904206.....319		70904208.....199		70904208.....75	
70903775.....179		70904205.....83		70904206.....32		70904208.....200		70904208.....77	
70903775.....207		70904205.....91		70904206.....320		70904208.....205		70904208.....79	
70903775.....291		70904206.....101		70904206.....321		70904208.....207		70904208.....83	
70903775.....295		70904206.....106		70904206.....329		70904208.....213		70904208.....91	
70903775.....295A		70904206.....111		70904206.....330		70904208.....215		70904208.....93	
70903775.....299		70904206.....115		70904206.....35		70904208.....218		70904208.....95	
70904002.....215		70904206.....117		70904206.....354		70904208.....219		70904208.....99	
70904203.....107		70904206.....121		70904206.....355		70904208.....221		70904209.....115	
70904203.....357		70904206.....122		70904206.....357		70904208.....223		70904209.....186	
70904204.....102		70904206.....123		70904206.....359		70904208.....225		70904209.....197	
70904204.....103		70904206.....124		70904206.....36		70904208.....227		70904209.....218	
70904204.....105		70904206.....125		70904206.....361		70904208.....227A		70904209.....230	
70904204.....113		70904206.....126		70904206.....363		70904208.....227B		70904209.....239	
70904204.....118		70904206.....133		70904206.....365		70904208.....228		70904209.....240	
70904204.....180		70904206.....134		70904206.....367		70904208.....229		70904209.....243	
70904204.....202		70904206.....137		70904206.....369		70904208.....234		70904209.....252	
70904204.....203		70904206.....143		70904206.....37		70904208.....239		70904209.....253	
70904204.....249		70904206.....145		70904206.....371		70904208.....240		70904209.....255	
70904204.....259		70904206.....146		70904206.....373		70904208.....245		70904209.....273	
70904204.....261		70904206.....157		70904206.....39		70904208.....246		70904209.....287	
70904204.....273		70904206.....161		70904206.....393		70904208.....247		70904209.....32	
70904204.....281		70904206.....165		70904206.....397		70904208.....25		70904209.....401	
70904204.....282		70904206.....166		70904206.....40		70904208.....250		70904209.....404	
70904204.....283		70904206.....167		70904206.....401		70904208.....252		70904210.....383	

NUMERICAL INDEX

PART NO.	PAGE	PART NO.	PAGE	PART NO.	PAGE	PART NO.	PAGE	PART NO.	PAGE
						0070626159			
70904223.....	19	70907863.....	11	70910255.....	373	70911028.....	173	70911041.....	51
70904223.....	43	70908944.....	208	70910255.....	75	70911028.....	183	70911041.....	59
70904224.....	19	70908944.....	215	70910255.....	87	70911028.....	185	70911041.....	61
70904224.....	354	70908944.....	216	70910267.....	85	70911028.....	270	70911041.....	71
70904271.....	60	70908944.....	386	70910285.....	159	70911028.....	295	70911041.....	73
70904273.....	102	70909055.....	163	70910287.....	11	70911028.....	377	70911041.....	75
70904273.....	103	70909365.....	395	70910287.....	120	70911029.....	378	70911041.....	79
70904369.....	118	70909367.....	277	70910287.....	187	70911029.....	379	70911041.....	91
70904369.....	220	70910002.....	35	70910287.....	188	70911030.....	383	70911041.....	99
70904369.....	221	70910002.....	48	70910287.....	189	70911031.....	383	70911042.....	365
70904369.....	222	70910003.....	130	70910287.....	190	70911034.....	180	70911043.....	106
70904369.....	225	70910011.....	131	70910287.....	230	70911034.....	92	70911043.....	111
70904369.....	227	70910016.....	237	70910287.....	386	70911035.....	183	70911043.....	17
70904369.....	233	70910016.....	240	70910287.....	387	70911035.....	83	70911043.....	185
70904369.....	234	70910123.....	393	70910302.....	197	70911036.....	320	70911043.....	197
70904369.....	245	70910123.....	63	70910302.....	219	70911040.....	103	70911043.....	219
70904369.....	81	70910123.....	66	70910323.....	119	70911040.....	113	70911043.....	225
70904369.....	87	70910123.....	95	70910324.....	95	70911040.....	180	70911043.....	229
70904371.....	163	70910149.....	186	70910325.....	118	70911040.....	249	70911043.....	245
70904516.....	21	70910149.....	95	70910325.....	119	70911040.....	261	70911043.....	252
70905119.....	177	70910170.....	181	70910325.....	55	70911040.....	282	70911043.....	255
70905119.....	179	70910175.....	118	70910325.....	93	70911040.....	283	70911043.....	261
70905119.....	180	70910195.....	25	70910335.....	119	70911040.....	285	70911043.....	275
70905119.....	75	70910195.....	43	70910335.....	249	70911040.....	289	70911043.....	295
70905119.....	83	70910210.....	183	70910335.....	251	70911040.....	291	70911043.....	337
70905121.....	120	70910224.....	39	70910335.....	263	70911040.....	297	70911043.....	371
70905121.....	157	70910231.....	159	70910335.....	298	70911040.....	74	70911043.....	373
70905123.....	158	70910231.....	277	70910335.....	299	70911040.....	77	70911043.....	397
70905126.....	34	70910231.....	280	70910505.....	259	70911040.....	85	70911043.....	404
70905127.....	26	70910231.....	317	70910847.....	121	70911040.....	88	70911043.....	53
70905261.....	199	70910238.....	163	70910847.....	20	70911040.....	91	70911043.....	73
70905272.....	217	70910244.....	119	70910847.....	293	70911041.....	101	70911043.....	75
70905347.....	220	70910244.....	215	70910847.....	295	70911041.....	106	70911043.....	77
70905347.....	222	70910244.....	246	70910847.....	305	70911041.....	133	70911043.....	83
70905347.....	225	70910244.....	255	70910863.....	245	70911041.....	134	70911044.....	218
70905347.....	229	70910244.....	259	70910867.....	113	70911041.....	137	70911044.....	243
70905357.....	108	70910244.....	261	70910867.....	158	70911041.....	166	70911044.....	273
70905357.....	230	70910244.....	289	70910874.....	180	70911041.....	167	70911044.....	275
70905357.....	236	70910244.....	291	70910883.....	213	70911041.....	171	70911044.....	401
70905358.....	353	70910244.....	295	70910890.....	403	70911041.....	177	70911045.....	221
70905359.....	154	70910244.....	295	70910916.....	221	70911041.....	179	70911046.....	229
70905366.....	49	70910244.....	311	70910916.....	305	70911041.....	180	70911047.....	307
70905366.....	50	70910244.....	355	70910916.....	307	70911041.....	201	70911048.....	177
70905564.....	208	70910244.....	359	70910923.....	384	70911041.....	207	70911048.....	180
70905566.....	118	70910244.....	361	70910948.....	123	70911041.....	22	70911048.....	197
70905567.....	281	70910244.....	362	70910948.....	43	70911041.....	245	70911048.....	209
70905661.....	202	70910244.....	364	70910967.....	179	70911041.....	246	70911048.....	217
70905845.....	154	70910244.....	365	70910967.....	73	70911041.....	249	70911048.....	219
70906652.....	157	70910244.....	369	70910967.....	75	70911041.....	251	70911048.....	79
70906835.....	367	70910244.....	371	70910967.....	91	70911041.....	253	70911048.....	80
70906960.....	289	70910244.....	373	70910980.....	197	70911041.....	261	70911048.....	83
70906960.....	291	70910244.....	375	70910986.....	35	70911041.....	269	70911048.....	85
70906961.....	197	70910244.....	397	70911017.....	35	70911041.....	270	70911048.....	87
70907061.....	287	70910244.....	403	70911024.....	273	70911041.....	277	70911048.....	88
70907059.....	143	70910244.....	404	70911025.....	168	70911041.....	280	70911048.....	91
70907059.....	146	70910244.....	59	70911025.....	265	70911041.....	289	70911048.....	92
70907059.....	101	70910244.....	61	70911025.....	171	70911041.....	291	70911049.....	117
70907059.....	95	70910244.....	73	70911026.....	161	70911041.....	299	70911049.....	121
70907070.....	225	70910244.....	75	70911026.....	173	70911041.....	301	70911049.....	177
70907070.....	227	70910244.....	77	70911026.....	186	70911041.....	312	70911049.....	180
70907070.....	227	70910244.....	79	70911026.....	330	70911041.....	321	70911049.....	215
70907154.....	105	70910244.....	85	70911026.....	386	70911041.....	329	70911049.....	219
70907727.....	277	70910244.....	91	70911026.....	387	70911041.....	361	70911049.....	330
70907856.....	25	70910244.....	92	70911026.....	389	70911041.....	365	70911051.....	307
70907856.....	345	70910255.....	295	70911026.....	49	70911041.....	367	70911064.....	115
70907856.....	355	70910255.....	359	70911026.....	50	70911041.....	375	70911100.....	177
70907859.....	277	70910255.....	363	70911026.....	74	70911041.....	404	70911100.....	401
70907859.....	280	70910255.....	364	70911026.....	77	70911041.....	45	70911101.....	282
70907859.....	345	70910255.....	364	70911026.....	85	70911041.....	47	70911101.....	283
70907859.....	395	70910255.....	372	70911026.....	95	70911041.....	48	70911114.....	249

NUMERICAL INDEX

PART NO.	PAGE	PART NO.	PAGE	PART NO.	PAGE	PART NO.	PAGE	PART NO.	PAGE
70911114.....85		70912415.....19		70914452.....81		70915711.....73		70916314.....43	
70911115.....133		70912415.....43		70914452.....87		70915711.....75		70916317.....173	
70911115.....134		70912415.....55		70914463.....121		70915751.....341		70916317.....185	
70911115.....137		70912441.....185		70914465.....131		70915779.....227A		70916317.....37	
70911115.....161		70912441.....190		70914465.....239		70915779.....295		70916318.....115	
70911115.....166		70912441.....192		70914465.....240		70915809.....285		70916318.....220	
70911115.....167		70912441.....236		70914465.....309		70915809.....346		70916319.....25	
70911115.....173		70912441.....25		70914465.....319		70915813.....22		70916380.....353	
70911115.....180		70912476.....213		70914465.....320		70915903.....169		70916381.....393	
70911115.....186		70912483.....127		70914465.....329		70915906.....317		70916381.....66	
70911115.....201		70912731.....271		70914465.....330		70915906.....403		70916389.....101	
70911115.....207		70912731.....271A		70914465.....361		70915922.....105		70916395.....316	
70911115.....219		70912739.....271A		70914465.....384		70915923.....105		70916404.....401	
70911115.....233		70912769.....129		70914465.....388		70915946.....115		70916419.....397	
70911115.....245		70912789.....102		70914465.....401		70915969.....25		70916420.....295	
70911115.....263		70912789.....103		70914465.....403		70915971.....115		70916424.....404	
70911115.....269		70912789.....113		70914588.....67		70915972.....220		70916426.....337	
70911115.....270		70912789.....249		70914588.....68		70915987.....173		70916532.....263	
70911115.....275		70912789.....259		70914659.....285		70915987.....185		70916532.....265	
70911115.....279		70912789.....261		70914670.....119		70915989.....197		70916532.....265A	
70911115.....280		70912789.....289		70914686.....103		70916001.....40		70916532.....265B	
70911115.....289		70912789.....291		70914686.....55		70916009.....111		70916543.....11	
70911115.....291		70912789.....305		70914709.....301		70916009.....113		70916589.....71	
70911115.....295A		70912789.....307		70914710.....301		70916009.....219		70916589.....73	
70911115.....298		70912808.....139		70914711.....301		70916009.....25		70916589.....77	
70911115.....299		70912808.....241		70914712.....301		70916018.....177		70916591.....305	
70911115.....301		70912839.....110		70914713.....301		70916024.....81		70916871.....11	
70911115.....319		70912840.....39		70914714.....301		70916146.....296		70916936.....48	
70911115.....320		70912942.....185		70914715.....302		70916146.....297		70916937.....353A	
70911115.....321		70912942.....236		70914716.....302		70916168.....210A		70916965.....261	
70911115.....401		70913040.....35		70914717.....302		70916168.....210B		70916993.....277	
70911115.....404		70913097.....383		70914718.....302		70916168.....210C		70916993.....280	
70911115.....45		70913168.....40		70914719.....302		70916168.....87		70917021.....29	
70911115.....47		70913177.....11		70914726.....185		70916168.....88		70917032.....66	
70911115.....51		70913177.....346		70914726.....186		70916171.....361		70917032.....95	
70911115.....53		70913177.....371		70914726.....220A		70916171.....364		70917362.....17	
70911115.....74		70913544.....94		70914726.....227A		70916171.....372		70917546.....39	
70911115.....77		70913636.....249		70914727.....220A		70916202.....246		70917554.....39	
70911115.....87		70913636.....251		70914732.....301		70916206.....121		70917560.....31	
70911115.....92		70913636.....259		70914875.....287		70916225.....117		70917648.....157	
70911159.....115		70913636.....298		70914906.....111		70916225.....186		70917650.....197	
70911159.....307		70913636.....299		70915228.....22		70916227.....353A		70917663.....197	
70911169.....121		70913636.....320		70915228.....363		70916227.....365		70917666.....359	
70911174.....115		70913636.....75		70915228.....371		70916257.....127		70917666.....362	
70911422.....22		70913636.....79		70915274.....117		70916269.....161		70917666.....371	
70911435.....35		70913636.....83		70915274.....121		70916269.....186		70917673.....26	
70911437.....35		70913636.....91		70915275.....118		70916269.....59		70917673.....39	
70911576.....376		70913706.....107		70915275.....241		70916269.....87		70917680.....121	
70911849.....227		70913828.....186		70915275.....320		70916269.....95		70917755.....117	
70911979.....256		70913830.....111		70915276.....407		70916271.....111		70917778.....305	
70911982.....217		70913830.....261		70915343.....29		70916271.....185		70917778.....307	
70911997.....180		70913830.....269		70915389.....60		70916272.....117		70917778.....327	
70912069.....37		70913830.....349		70915399.....106		70916272.....185		70917778.....335	
70912177.....74		70913830.....359		70915399.....320		70916272.....95		70917778.....388	
70912177.....77		70913830.....362		70915399.....330		70916273.....32		70917778.....407	
70912177.....85		70913830.....369		70915405.....117		70916274.....121		70917788.....181	
70912177.....88		70913830.....371		70915406.....349		70916274.....123		70917806.....67	
70912178.....285		70913830.....373		70915406.....350		70916274.....25		70917806.....68	
70912178.....85		70913830.....77		70915408.....117		70916275.....123		70917806.....69	
70912180.....298		70913830.....83		70915408.....31		70916275.....125		70917809.....67	
70912180.....299		70914105.....263		70915408.....319		70916277.....203		70917809.....68	
70912226.....105		70914105.....265		70915408.....36		70916277.....34		70917809.....69	
70912268.....167		70914105.....265A		70915408.....95		70916280.....157		70917810.....95	
70912271.....181		70914105.....265B		70915432.....108		70916284.....29		70917835.....309	
70912271.....37		70914172.....357		70915486.....107		70916290.....220		70917835.....401	
70912298.....35		70914197.....263		70915488.....107		70916311.....119		70917883.....273	
70912317.....384		70914321.....177		70915513.....192		70916311.....29		70917970.....19	
70912415.....122		70914330.....297		70915556.....107		70916311.....313		70917970.....25	
70912415.....123		70914392.....36		70915557.....107		70916313.....185		70918113.....129	
70912415.....125		70914399.....185		70915569.....87		70916314.....157		70918113.....131	

NUMERICAL INDEX

PART NO.	PAGE	PART NO.	PAGE	PART NO.	PAGE	PART NO.	PAGE	PART NO.	PAGE
70918188.....241		70919134.....55		70919207.....7		70919615.....173		70920603.....270	
70918188.....365		70919134.....99		70919207.....8		70919761.....157		70920605.....369	
70918188.....367		70919135.....143		70919207.....9		70919761.....179		70920605.....373	
70918210.....281		70919139.....139		70919218.....8		70919761.....180		70920608.....337	
70918210.....283		70919140.....132		70919218.....9		70919761.....215		70920609.....369	
70918245.....385		70919140.....133		70919224.....123		70919761.....79		70920613.....249	
70918419.....139		70919140.....135		70919224.....125		70919773.....66		70920613.....251	
70918683.....55		70919140.....161		70919224.....284		70919778.....60		70920622.....320	
70918697.....345		70919140.....59		70919224.....36		70919778.....61		70920622.....63	
70918778.....37		70919140.....60		70919225.....157		7091980C.....67		70920686.....165	
70918850.....141		70919140.....61		70919225.....25		70919800.....68		70920686.....167	
70918887.....55		70919143.....6		70919226.....122		70919801.....122		70920686.....342	
70918887.....97		70919143.....7		70919226.....124		70919801.....124		70920686.....395	
70918887.....97A		70919143.....9		70919227.....125		70919840.....143		70920722.....119A	
70918941.....22		70919143.....9		70919228.....127		70919840.....145		70920727.....7	
70918951.....43		70919144.....6		70919230.....105		70919840.....146		70920743.....261	
70919040.....67		70919144.....8		70919230.....55		70919840.....147		70920751.....387	
70919048.....185		70919155.....7		70919230.....95		70919840.....185		70920790.....95	
70919059.....37		70919155.....8		70919232.....25		70919840.....208		70920794.....7	
70919062.....137		70919155.....9		70919242.....33		70919840.....26		70920794.....8	
70919062.....143		70919156.....6		70919246.....167		70919840.....55		70920794.....9	
70919062.....145		70919156.....7		70919246.....329		70919840.....94		70920795.....7	
70919062.....45		70919156.....8		70919253.....7		70919840.....95		70920798.....8	
70919062.....47		70919156.....9		70919254.....7		70919913.....8		70920833.....6	
70919062.....56		70919158.....7		70919254.....8		70920131.....119		70920833.....7	
70919063.....135		70919158.....8		70919254.....9		70920131.....121		70920834.....8	
70919063.....195		70919159.....7		70919266.....111		70920144.....7		70920838.....6	
70919063.....196		70919171.....105		70919269.....173		70920144.....9		70920841.....7	
70919063.....51		70919171.....106		70919269.....319		70920173.....8		70920847.....6	
70919063.....53		70919171.....132		70919269.....320		70920173.....9		70920847.....7	
70919063.....60		70919171.....133		70919269.....397		70920221.....7		70920847.....8	
70919064.....127		70919171.....134		70919272.....200		70920221.....8		70920847.....9	
70919064.....165		70919171.....135		70919272.....205		70920221.....9		70920849.....7	
70919064.....166		70919171.....167		70919274.....8		70920222.....7		70920849.....8	
70919064.....167		70919171.....188		70919274.....9		70920222.....8		70920849.....9	
70919064.....199		70919171.....277		70919277.....7		70920222.....9		70920850.....6	
70919064.....393		70919171.....280		70919277.....8		70920232.....7		70920850.....7	
70919066.....53		70919171.....66		70919277.....9		70920232.....8		70920850.....8	
70919066.....60		70919172.....133		70919278.....7		70920242.....67		70920850.....9	
70919072.....133		70919172.....134		70919278.....8		70920242.....69		70920852.....7	
70919072.....134		70919172.....45		70919280.....7		70920275.....122		70920852.....8	
70919074.....6		70919172.....47		70919281.....7		70920275.....124		70920852.....9	
70919075.....7		70919172.....56		70919281.....8		70920301.....6		70920855.....6	
70919075.....8		70919173.....106		70919281.....9		70920301.....7		70920855.....8	
70919075.....9		70919173.....277		70919282.....7		70920301.....8		70920858.....6	
70919076.....6		70919173.....280		70919282.....8		70920301.....9		70920862.....6	
70919076.....7		70919173.....33		70919282.....9		70920302.....7		70920862.....7	
70919076.....8		70919174.....102		70919287.....25		70920302.....8		70920862.....8	
70919076.....9		70919174.....103		70919287.....35		70920302.....9		70920862.....9	
7091908J.....6		70919174.....277		70919288.....55		70920303.....6		70920864.....7	
70919081.....7		70919174.....280		70919292.....36		70920303.....7		70920864.....8	
70919081.....8		70919175.....8		70919296.....7		70920303.....8		70920864.....9	
70919081.....9		70919175.....9		70919296.....8		70920303.....9		70920865.....7	
70919082.....7		70919180.....163		70919297.....9		70920333.....19		70920865.....8	
70919082.....8		70919194.....6		70919331.....261		70920333.....208		70920865.....9	
70919082.....9		70919194.....7		70919342.....165		70920333.....55		70920867.....7	
70919088.....161		70919194.....8		70919342.....167		70920335.....213		70920867.....8	
70919115.....33		70919194.....9		70919342.....171		70920340.....31		70920867.....9	
70919128.....135		70919196.....6		70919342.....173		70920344.....7		70920868.....7	
70919128.....158		70919196.....7		70919345.....66		70920344.....8		70920868.....8	
70919128.....200		70919196.....8		70919464.....188		70920344.....9		70920868.....9	
70919128.....205		70919196.....9		70919469.....6		70920411.....67		70920869.....7	
70919128.....207		70919200.....6		70919472.....386		70920411.....68		70920869.....8	
70919134.....119B		70919200.....7		70919474.....6		70920416.....43		70920872.....7	
70919134.....157		70919205.....135		70919481.....67		70920449.....373		70920872.....8	
70919134.....19		70919206.....195		70919483.....145		70920504.....22		70920875.....7	
70919134.....210		70919206.....53		70919546.....133		70920582.....11		70920875.....8	
70919134.....210A		70919206.....59		70919550.....8		70920582.....285		70920877.....6	
70919134.....210B		70919206.....60		70919552.....145		70920583.....183		70920877.....7	
70919134.....210C		70919207.....6		70919552.....173		70920583.....285		70920877.....8	

MEMO