

# **HD-6**

crawler tractor

## **parts catalog**

PRIOR TO S/N 13322

Form 70626026 English

THIRD PRINTING (2-75)

Identical to First Printing Also includes all supplementary  
information as released thru Parts Bulletin TPSD-144 (11-74)

**WARNING**  
**DO NOT OPERATE THIS MACHINE**  
**WITHOUT FIRST READING**  
**THE OPERATOR MANUAL.**

**NOTICE**

Allis-Chalmers Corporation and Fiat S. p. A. entered into a joint venture agreement to combine their manufacture, sale and service of construction machinery products throughout the world after January 1, 1974.

In view of the new enterprise, wherever in this publication reference is made to Allis-Chalmers or your Allis-Chalmers dealer, such reference is intended to identify Fiat-Allis Construction Machinery, Inc. or your Fiat-Allis dealer.

Also, for this new enterprise, a new series of 8 - digit part numbers is in effect. This change is accomplished by eliminating the "check digit" wherever it may appear, and then, to this basic part number, prefixing a "7" (or "7" plus one or more zeros) to make a full 8-digit part number.

**Examples:**

667367	becomes	70667367
0688917-4	becomes	70688917
3060101-7	becomes	73060101

*All part numbers listed herein must be changed per the above formula before ordering.*

## TRACTOR MODELS

Several distinct models of the HD6 tractor are available and this Service Parts Catalog has been prepared to show the parts for each. All parts listed herein, which have no specific usage indicated, are applicable to all models. Those parts which are used only on specific models are so indicated.

The models and their identifying symbols are indicated below. This symbol is stamped in front of the tractor serial number on each model.

Description	Model Symbol
Standard Track (34 links), Oscillating Truck Frames, 44" tread, with light radiator guard, and without truck frame guards . . . . .	HD6A
Standard Track (34 links), Oscillating Truck Frames, 60" tread, with light radiator guard, and without truck frame guards . . . . .	HD6B
Long Track (37 links), Oscillating Truck Frames, 60" tread, with light radiator guard, and without truck frame guards . . . . .	HD6E

## IMPORTANT

The terms "right" and "left" used throughout this parts list are determined by facing the direction of forward travel.

Attaching parts such as bolts, nuts, rivets, screws, washers, etc. are indented immediately following the parts which they attach.

All numbers shown in the extreme right hand column entitled "PACKAGE NUMBER" are listed numerically in the back of this parts list with the quantity and description of the various parts that make up the package.

### INSTRUCTIONS FOR ORDERING PARTS

ALWAYS GIVE THE MODEL AND ENGINE SERIAL NUMBER. (Location shown below)

To obtain parts promptly, give part name and part number.

Give post office address, town, county and state where parts are to be shipped. Also specify whether material is to be shipped by freight, express or parcel post.

Order parts from the dealer covering the local territory.

Confirm all telephone or telegraph orders in writing.

Service parts for standard motor accessories such as generators and starting motors should be ordered from authorized Service Stations maintained by manufacturers of these units throughout the country.

No credit will be allowed on parts unless they are returned to the dealer from whom they were purchased; from there they will be returned, at the customer's expense, to the factory for inspection.

Unless claims for shortages or errors are made immediately upon receipt of goods, they will not be considered.

When broken goods are received, a full description of the damage should be made by the carrier agent on the freight bill. If this description is insisted upon, full damage can always be collected from the transportation company.

No responsibility is assumed for delay or damage to merchandise while in transit. Our responsibility ceases upon delivery of shipment to the transportation company from whom a receipt is received showing that shipment was in good condition when delivered to them; therefore, claims (if any) should be filed with the transportation company.

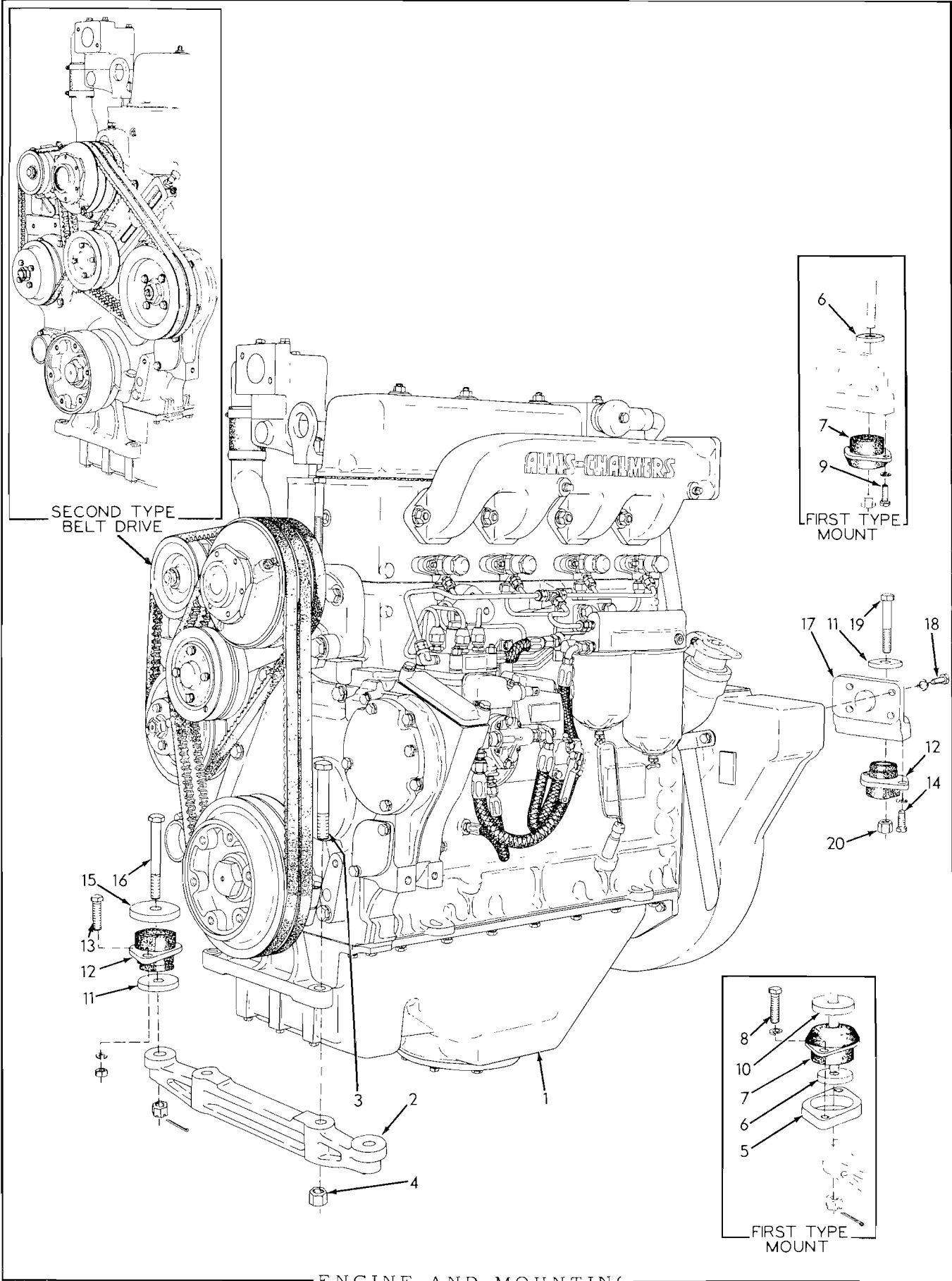
The right is reserved to change the construction or material of any parts where it seems desirable to do so, without incurring the obligation of installing such changes on units already delivered.

### SERIAL NUMBER LOCATIONS

- MODEL SERIAL NO: On rear face of steering clutch housing at the upper right hand corner. Also on small plate attached to cowl.
- ENGINE SERIAL NO: On plate attached to the left hand side of the cylinder block at rear end. Also on small plate attached to cowl. Effective approximately March 1957, the engine serial numbering system was changed. Under the old system, a 5-digit number was used (Example: No. 99321). The prefix "6-" with the serial number (Example: 6-7101) is used under the new system. With the new prefix, the serial numbers were started in a new series, beginning with No. 6-7101.

ALPHABETICAL INDEX

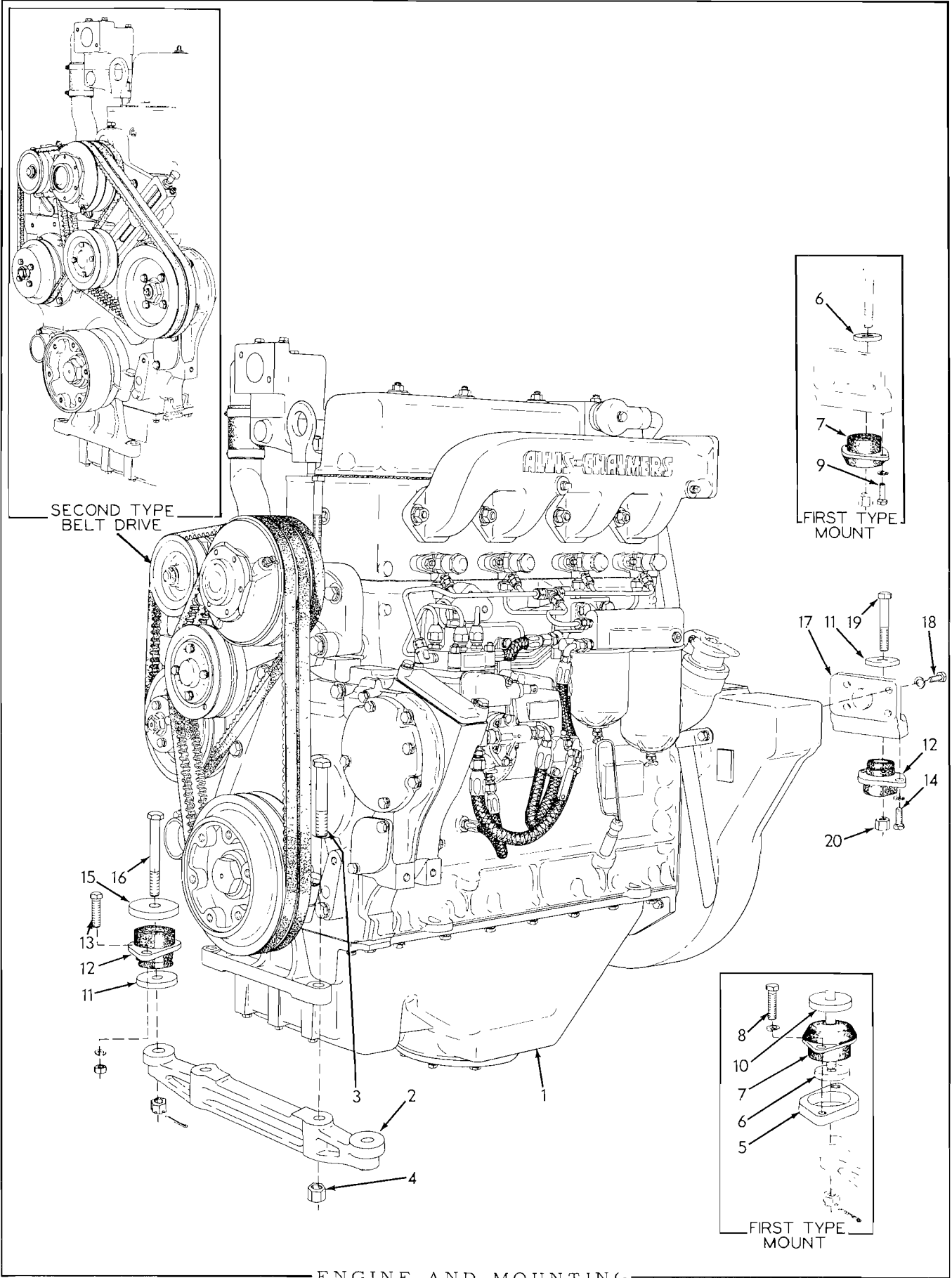
Air Pre-Cleaner Extension . . . . .	238	Intake Manifold . . . . .	60
Air Cleaner . . . . .	62	Lights and Wiring . . . . .	191, 193, 195
Air Heater System . . . . .	77, 79	Main Bearings . . . . .	12
Batteries and Cables . . . . .	199	Main Frame . . . . .	148
Battery Box . . . . .	181	Monograms . . . . .	189
Bevel Gear . . . . .	129	Muffler . . . . .	59
Bottom Guards . . . . .	150	Numerical Index . . . . .	247
Brakes . . . . .	135	Odometer . . . . .	214
Bumpers . . . . .	148	Oil Cooler . . . . .	25
Canopy . . . . .	240	Oil Filters . . . . .	23, 31, 33
Camshaft . . . . .	19	Oil Pan . . . . .	21
Connecting Rod . . . . .	14	Oil Pump . . . . .	27
Cowl . . . . .	175	Packaged Parts . . . . .	244
Crankcase Guard . . . . .	148, 150	Painting . . . . .	187
Crankshaft . . . . .	12	Piston . . . . .	14
Cylinder Block . . . . .	7	Power Pulley . . . . .	229
Cylinder Head . . . . .	17	Power Take-Off . . . . .	221, 222
Cylinder Liner . . . . .	7	Primer . . . . .	74
Drawbar . . . . .	143	Radiator . . . . .	99
Engine and Mounting . . . . .	5	Radiator Curtain . . . . .	101
Engine Clutch . . . . .	104	Radiator Guard . . . . .	185
Engine Clutch Control . . . . .	113	Radiator Screens . . . . .	103
Engine Controls . . . . .	65, 67, 69, 71	Radiator Shell . . . . .	183
Equalizing Spring . . . . .	144, 146	Rear Fenders . . . . .	177
Fan . . . . .	83, 85, 87	Rear Flood Light . . . . .	216
Fan Belt Tightener . . . . .	88	Rocker Cover . . . . .	17
Fan Drive . . . . .	91	Seat . . . . .	181
Final Drive . . . . .	137 thru 142	Special Tools . . . . .	233
Floor . . . . .	178	Starter . . . . .	202, 203
Flywheel and Housing . . . . .	15	Steering Clutch & Final Dr. Housing . . .	125
Front Fenders . . . . .	176	Steering Clutches . . . . .	129
Front Hydraulic Pump Mounting . . . . .	226	Steering Clutch Throwout . . . . .	131
Front Pull Hook . . . . .	148	Street Plate . . . . .	168
Fuel Filters . . . . .	42, 44, 47, 49, 51	Tail Light . . . . .	218, 219
Fuel Lines . . . . .	37, 39	Throttle Control . . . . .	65, 67
Fuel Pressure Gauge . . . . .	210, 211	Timing Gears . . . . .	10, 12, 15
Fuel Return Manifolds . . . . .	55	Timing Gear Housing . . . . .	10
Fuel Tank . . . . .	40	Tool Box . . . . .	181, 233
Fuel Tank Guard . . . . .	227	Track . . . . .	165
Gear Shift . . . . .	121	Track Idler . . . . .	171
Generator . . . . .	204, 206	Track Release . . . . .	169
Grousers . . . . .	168	Track Supporting Roller . . . . .	163
Hood . . . . .	173, 174, 238	Transfers . . . . .	187, 189
Hood Side Plates . . . . .	236	Transmission . . . . .	117
Hose Service Parts . . . . .	242	Truck Frame . . . . .	153
Hour Meter . . . . .	212	Truck Frame Guards (Heavy-duty) . . . .	156
Identification Plates . . . . .	189	Truck Wheels . . . . .	159, 161
Injection Nozzles and Lines . . . . .	56	Universal Joint . . . . .	114, 115
Injection Pump . . . . .	52, 53	Valve Mechanism . . . . .	19
Instruction Plates . . . . .	187	Water Outlet Manifold . . . . .	93
Instruments . . . . .	208, 210, 211, 212, 214	Water Pump . . . . .	95



ENGINE AND MOUNTING

ALPHABETICAL INDEX

Air Pre-Cleaner Extension . . . . .	238	Intake Manifold . . . . .	60
Air Cleaner . . . . .	62	Lights and Wiring . . . . .	191, 193, 195
Air Heater System . . . . .	77, 79	Main Bearings . . . . .	12
Batteries and Cables . . . . .	199	Main Frame . . . . .	148
Battery Box . . . . .	181	Monograms . . . . .	189
Bevel Gear . . . . .	129	Muffler . . . . .	59
Bottom Guards . . . . .	150	Numerical Index . . . . .	247
Brakes . . . . .	135	Odometer . . . . .	214
Bumpers . . . . .	148	Oil Cooler . . . . .	25
Canopy . . . . .	240	Oil Filters . . . . .	23, 31, 33
Camshaft . . . . .	19	Oil Pan . . . . .	21
Connecting Rod . . . . .	14	Oil Pump . . . . .	27
Cowl . . . . .	175	Packaged Parts . . . . .	244
Crankcase Guard . . . . .	148, 150	Painting . . . . .	187
Crankshaft . . . . .	12	Piston . . . . .	14
Cylinder Block . . . . .	7	Power Pulley . . . . .	229
Cylinder Head . . . . .	17	Power Take-Off . . . . .	221, 222
Cylinder Liner . . . . .	7	Primer . . . . .	74
Drawbar . . . . .	143	Radiator . . . . .	99
Engine and Mounting . . . . .	5	Radiator Curtain . . . . .	101
Engine Clutch . . . . .	104	Radiator Guard . . . . .	185
Engine Clutch Control . . . . .	113	Radiator Screens . . . . .	103
Engine Controls . . . . .	65, 67, 69, 71	Radiator Shell . . . . .	183
Equalizing Spring . . . . .	144, 146	Rear Fenders . . . . .	177
Fan . . . . .	83, 85, 87	Rear Flood Light . . . . .	216
Fan Belt Tightener . . . . .	88	Rocker Cover . . . . .	17
Fan Drive . . . . .	91	Seat . . . . .	181
Final Drive . . . . .	137 thru 142	Special Tools . . . . .	233
Floor . . . . .	178	Starter . . . . .	202, 203
Flywheel and Housing . . . . .	15	Steering Clutch & Final Dr. Housing . . . . .	125
Front Fenders . . . . .	176	Steering Clutches . . . . .	129
Front Hydraulic Pump Mounting . . . . .	226	Steering Clutch Throwout . . . . .	131
Front Pull Hook . . . . .	148	Street Plate . . . . .	168
Fuel Filters . . . . .	42, 44, 47, 49, 51	Tail Light . . . . .	218, 219
Fuel Lines . . . . .	37, 39	Throttle Control . . . . .	65, 67
Fuel Pressure Gauge . . . . .	210, 211	Timing Gears . . . . .	10, 12, 15
Fuel Return Manifolds . . . . .	55	Timing Gear Housing . . . . .	10
Fuel Tank . . . . .	40	Tool Box . . . . .	181, 233
Fuel Tank Guard . . . . .	227	Track . . . . .	165
Gear Shift . . . . .	121	Track Idler . . . . .	171
Generator . . . . .	204, 206	Track Release . . . . .	169
Grousers . . . . .	168	Track Supporting Roller . . . . .	163
Hood . . . . .	173, 174, 238	Transfers . . . . .	187, 189
Hood Side Plates . . . . .	236	Transmission . . . . .	117
Hose Service Parts . . . . .	242	Truck Frame . . . . .	153
Hour Meter . . . . .	212	Truck Frame Guards (Heavy-duty) . . . . .	156
Identification Plates . . . . .	189	Truck Wheels . . . . .	159, 161
Injection Nozzles and Lines . . . . .	56	Universal Joint . . . . .	114, 115
Injection Pump . . . . .	52, 53	Valve Mechanism . . . . .	19
Instruction Plates . . . . .	187	Water Outlet Manifold . . . . .	93
Instruments . . . . .	208, 210, 211, 212, 214	Water Pump . . . . .	95



ENGINE AND MOUNTING



ENGINE AND MOUNTING

ITEM	PART NUMBER	QTY.	DESCRIPTION	PACKAGE NUMBER
1	74348758	1	ENGINE ASSEMBLY (Includes oil filter, oil cooler, fuel filter and generator but is less air cleaner, fan, starter, muffler or the first stage fuel filter element. This element must be added if tractor is not equipped with Special Heavy-Duty Fuel Filter)	
2	70087464	1	HANGER, engine supporting, front	
3	70070299	2	CAPSCREW, 5/8"NF x 4"	
4	70072366	2	NUT, high, 5/8"NF	
<u>NOTE:</u> Items 5 thru 10 comprise the FIRST TYPE ENGINE MOUNT used on tractors prior to serial No. 9721				
5	70086960	2	PLATE, front shock mount	
6	70086961	4	WASHER, plain, engine mount	
7	70090240	4	MOUNT, shock	
8	70035073	4	CAPSCREW, 1/2"NF x 1-3/4" (front mounts)	
9	70035061	4	CAPSCREW, 1/2"NC x 1-1/4" (rear mounts)	
	70904208	8	LOCKWASHER 1/2"	
10	70087463	2	WASHER, plain, front engine mount	
<u>NOTE:</u> Items 11 thru 15 comprise the SECOND TYPE ENGINE MOUNT effective with tractor serial No. 9721.				
11	70097283	4	WASHER, plain, shock mount	
12	70097284	4	MOUNT, shock	
13	70035073	4	CAPSCREW, 1/2"NF x 1-3/4" (front mounts)	
14	70035061	4	CAPSCREW, 1/2"NC x 1-1/4" (rear mounts)	
	70904208	8	LOCKWASHER, 1/2"	
	70911043	4	NUT 1/2"NF (front mounts only)	
15	70096652	2	WASHER, plain, front shock mount	
16	70091984	2	CAPSCREW, front mount	
	70917362	2	NUT, thick, slotted, 5/8"NF	
	70900808	2	PIN, cotter, 1/8" x 1-1/2"	
17	70091080	2	BRACKET, rear mounting	
18	70035190	8	CAPSCREW, 1/2"NC x 1-1/2" (2 less used on tractors prior to #9157)	
	70921566	2	CAPSCREW, 1/2"NC x 2" (Used prior to tractor #9157. Also attaches throttle control bracket)	
	70904208	8	LOCKWASHER, 1/2"	
19	70035541	2	CAPSCREW rear mounting (5/8"NF x 3-3/4)	
20	70072366	2	NUT high, 5/8"NF	

CYLINDER BLOCK

ITEM	PART NUMBER	QTY.	DESCRIPTION	PACKAGE NUMBER
1	4348953	1	BLOCK ASSEMBLY (Includes items 2, 3, 4, 7 thru 17, 19, 39, 40 and hardware indented below)(If for engines prior to #86596 also order 1 restricted ELBOW ASSY. 4349297 for rocker shaft oil supply tube)	
	910015	1	PLUG, expansion, 2-1/8" diam. (Used prior to engine #6-8590)	
	919134	2	PLUG, pipe, hex-hd., 1/8"NPT	
	920333	4	PLUG, pipe, hex-hd., 3/8"NPT	
	920416	3	PLUG, pipe, hex-hd., 1/2"NPT	
	904224	1	PLUG, pipe, ctsk-hd., 3/4"NPT	
	912415	1	COCK, drain, 1/4"NPT	
2	4346100	1	BEARING, camshaft, front	
	4347416	1	BEARING, camshaft, front (.010" undersize)	
	4346099	2	BEARING, camshaft, intermediate	
3	4347419	2	BEARING, camshaft, intermediate (.010" undersize)	
	4346108	1	BEARING, camshaft, rear	
4	4347413	1	BEARING, camshaft, rear (.010" undersize)	
5	4254624	1	O-RING, camshaft hole plug (Effective with engine #6-8590) . . . . . 4349765	
6	917724	1	PLUG, expansion, 2-3/4" diam. (Used prior to engine #6-8590)	
	4335534	1	PLUG, camshaft hole (Effective with engine #6-8590)	
7	4348046	2	STUD, front main bearing (3/4" diam., 5-1/2" long)	
8	4346324	8	LOCKWASHER, main bearing stud nut	
9	4346191	8	NUT, main bearing stud (3/4"NF)	
10	4349630	1	CAP, front main bearing (See NOTE below)	
11	4349632	2	CAP, intermediate main bearing (See NOTE below)	
12	4346322	4	NUT, center main bearing stud (5/8"NF)	
13	4346323	2	PLATE, locking, center main bearing stud nut	
14	4349629	1	CAP, center main bearing (See NOTE below)	
15	4348831	4	STUD, center main bearing (5/8" diam.)	
16	4349631	1	CAP, rear main bearing (See NOTE below)	
			<u>NOTE:</u> Replacement bearing caps are semi-finished and must be line-bored after installing.	
17	4346189	6	STUD, rear and intermediate main bearings (3/4" diam., 5-7/8" long)	
18	4362338	1	PLUG, crankcase	
19	4349037	1	ADAPTOR, oil level gauge	
20	4506607	1	SEAL, oil level gauge	

(Continued)

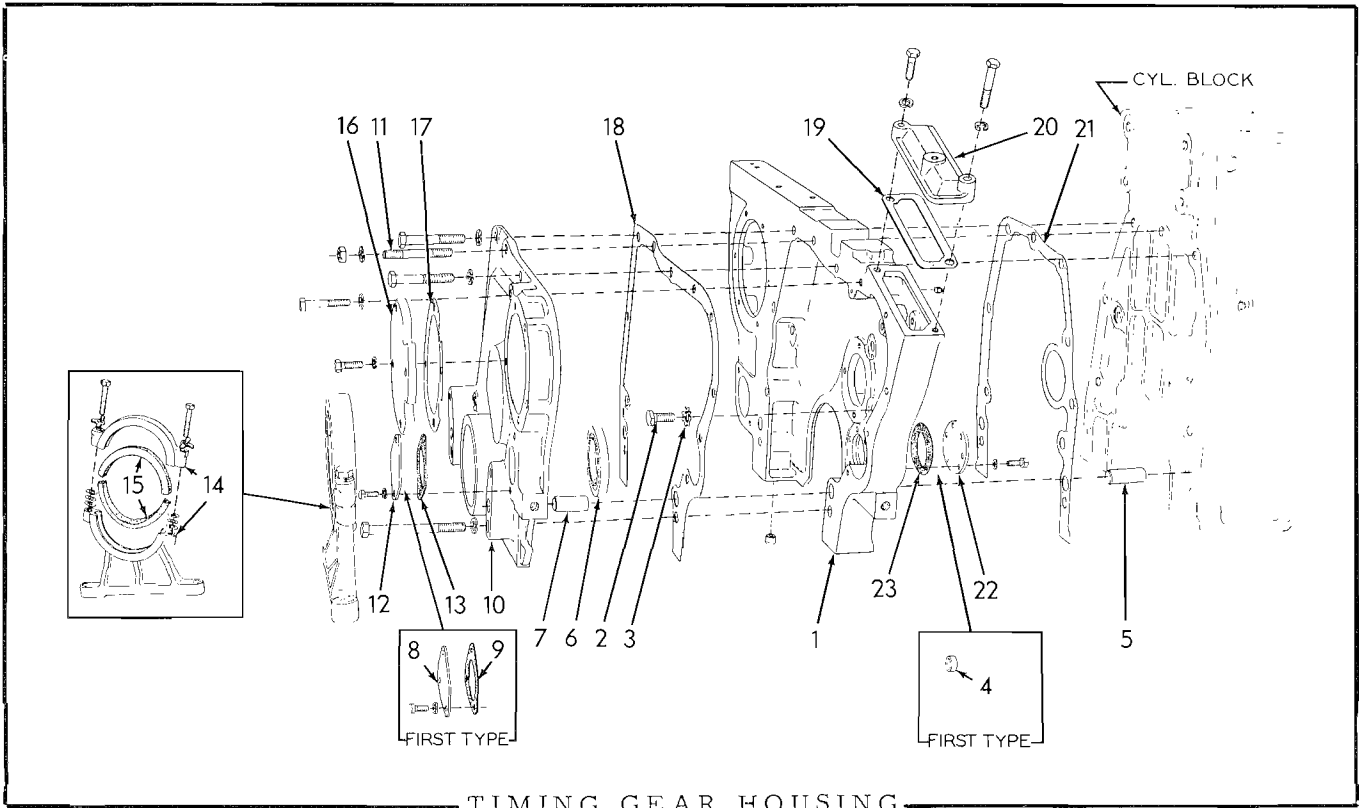
CYLINDER BLOCK (Continued)

ITEM	PART NUMBER	QTY.	DESCRIPTION	PACKAGE NUMBER
21	4348611	1	GAUGE ASSEMBLY, oil level (Includes item 20)(Used prior to engine #6-7597)	
	4349714	1	GAUGE ASSEMBLY, oil level (Includes item 20)(Effective with engine #6-7597)	
22	4348112	2	GASKET, valve lifter cover . . . . .	4349764
<p><u>NOTE:</u> Items 23 thru 28 comprise the FIRST TYPE VALVE LIFTER COVERS used prior to engine serial No. 6-8663.</p>				
23	4346653	4	STUD, valve lifter cover	
24	4253520	4	RING, snap, valve lifter cover nut	
25	4348075	1	COVER, valve lifter, front	
26	4251987	4	RING, sealing, valve lifter cover nut . . . . .	4349764
27	4347126	4	NUT, valve lifter cover	
28	4348076	1	COVER, valve lifter, rear	
<p><u>NOTE:</u> Items 29 thru 32 comprise the SECOND TYPE VALVE LIFTER COVERS effective with engine serial No. 6-8663.</p>				
29	4348912	1	COVER, valve lifter, front	
30	4335456	4	WASHER, sealing, valve lifter cover bolt	
31	4335455	4	BOLT, valve lifter cover	
32	4348913	1	COVER, valve lifter, rear	
33	4335022	1	STRAINER, oil filler	
34	4366461	1	CAP ASSEMBLY, oil filler (Serviced only as a unit)	
35	4660357	1	NUT, cap, oil pressure regulating valve	
36	4660356	1	SCREW, oil pressure regulating valve	
	910847	1	NUT, jam, 3/4"NF	
37	4113897	2	GASKET, regulating valve nut . . . . .	4349765
38	4660358	1	SPRING, oil pressure regulating valve	
39	4500230	1	PISTON, oil pressure regulating valve	
40	4347465	1	INSERT, oil pressure regulating valve seat	
41	4347061	1	RESTRICTOR, oil passage (1 additional used prior to engine #86596)	
42	4346184	8	RING, packing, cylinder sleeve . . . . .	4336409

(Continued)

CYLINDER BLOCK (Continued)

ITEM	PART NUMBER	QTY.	DESCRIPTION	PACKAGE NUMBER
43	4348072	4	SLEEVE, cylinder .....	4336409
44	4348857	-	SHIM, cylinder sleeve (.005" thick)	Use as required when block is remachined to correct sinking of sleeve.
	4348859	-	SHIM, cylinder sleeve (.010" thick)	
	4348858	-	SHIM, cylinder sleeve (.015" thick)	
	4348900	-	SHIM, cylinder sleeve (.020" thick)	



TIMING GEAR HOUSING

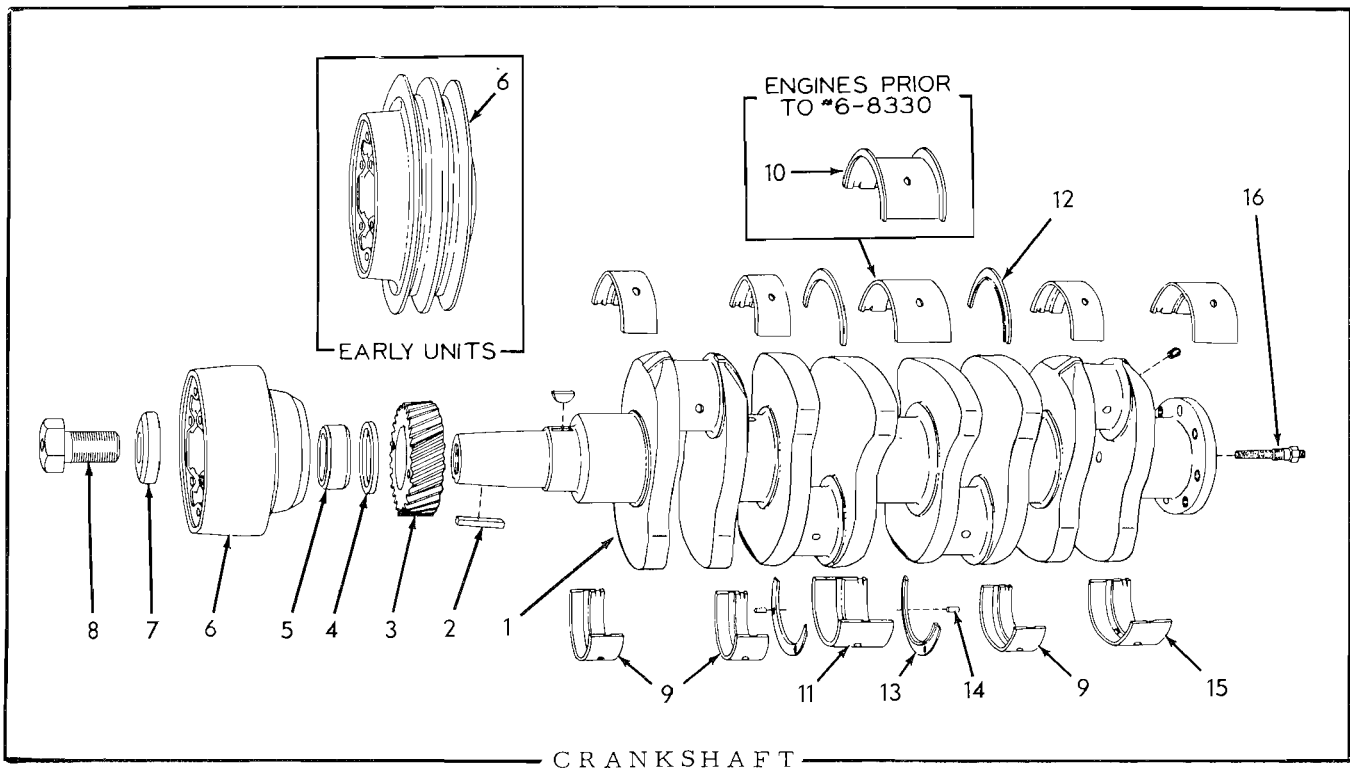
\* Used prior to engine serial No. 6-9225  
 \*\* Effective with engine serial No. 6-9225 → up

ITEM	PART NUMBER	QTY. * **	DESCRIPTION	PACKAGE NUMBER
1	-----	1 -	HOUSING ASSEMBLY (Order HOUSING 4336099 and items 22 and 23)	
	901652	1 -	PLUG, pipe, sq-hd., 1/4"NPT (Used prior to engine #94742)	
	4336099	- 1	HOUSING	
	919134	- 1	PLUG, pipe, hex-hd., 1/8"NPT	
	917970	- 2	PLUG, pipe, hex-socket, 1/2"NPT	
	907856	1 1	PLUG, pipe, ctsk-hd., 3/8"NPT (Effective with engine #94742)	
2	4004054	3 3	CAPSCREW, 1/2"NC x 1-1/16"	
3	4253490	3 3	LOCKWASHER	
4	4253924	1 -	PLUG, cup (3/4"O.D.)	
5	4346246	2 2	PIN, dowel, timing gear housing	
6	4347933	1 1	SEAL, oil, crankshaft	
7	4348107	2 2	PIN, dowel, timing gear cover	
8	4348285	1 -	PLATE, timing gear cover	
	905661	3 -	CAPSCREW, 5/16"NC x 5/8"	
	917330	3 -	WASHER, plain, copper, 5/16"	
9	4376605	1 -	GASKET, cover plate . . . . . 4349765	

(Continued)

TIMING GEAR HOUSING (Continued)

ITEM	PART NUMBER	QTY. * **	DESCRIPTION	PACKAGE NUMBER	
10	4348433	1	-	COVER ASSEMBLY, timing gear housing (Includes item 7)	
		-	1	COVER ASSEMBLY, timing gear housing (Includes item 7)	
	904283	3	3	CAPSCREW, 1/2"NC x 3"	
	903782	1	1	CAPSCREW, 1/2"NC x 3-1/2"	
	910257	2	2	CAPSCREW, 1/2"NC x 4-3/4"	
	915635	5	3	CAPSCREW, 3/8"NC x 1-7/8"	
	904281	-	2	CAPSCREW, 3/8"NC x 2-1/4"	
	904208	6	6	LOCKWASHER, 1/2"	
904206	5	5	LOCKWASHER, 3/8"		
11	904283	1	1	CAPSCREW, 1/2"NC x 3" (Used prior to engine #6-8590)	
	908191	1	1	WASHER, plain, copper, 1/2"	
	4335371	1	1	STUD, timing gear housing (Effective with engine #6-8590)	
	904208	1	1	LOCKWASHER, 1/2"	
	910195	1	1	NUT, 1/2"NF	
12	4335711	-	1	PLATE, timing gear cover	
13	4335712	-	1	GASKET, cover plate	
14	4335067	1	1	BRACKET, engine mounting (Includes cap)(Effective with engine #6-9318)	
	916009	10	10	WASHER, shimming (1/32" thick)	
	4254891	2	2	CAPSCREW, 1/2"NC x 2-1/2"	
	4335550	2	2	LOCKWASHER	
15	4364864	2	2	LINER, rubber, engine mounting bracket	
16	4348310	1	1	PLATE, cover, injection pump driving gear (Used prior to engine #6-10368)	
	903775	4	4	CAPSCREW, 3/8"NC x 7/8"	
	904206	4	4	LOCKWASHER, 3/8"	
17	4349011	1	1	GASKET, cover plate (Used prior to engine #6-10368) . . .	4349765
18	4348126	1	1	GASKET, timing gear housing cover . . . . .	4349765
19	4347120	1	1	GASKET, timing hole cover . . . . .	4349765
20	4347119	1	1	COVER, fuel pump timing hole (Used prior to eng. #6-12757)	
	910245	2	2	CAPSCREW, 3/8"NC x 1-3/8"	
	904206	2	2	LOCKWASHER, 3/8"	
	4336524	-	1	COVER, fuel pump timing hole (Effective with eng. #6-12757)	
	910145	-	1	CAPSCREW, 3/8"NC x 1-3/8"	
	915635	-	1	CAPSCREW, 3/8"NC x 1-7/8"	
	904206	-	2	LOCKWASHER, 3/8"	
21	4348136	1	1	GASKET, timing gear housing . . . . .	4349765
22	4336346	-	1	COVER, timing gear housing	
	905661	-	6	CAPSCREW, 5/16"NC x 5/8"	
	917330	-	6	WASHER, plain, copper, 5/16"	
23	4336345	-	1	GASKET, housing cover . . . . .	4349765



C R A N K S H A F T

\* Used prior to engine serial No. 6-8330  
 \*\* Effective with engine serial No. 6-8330

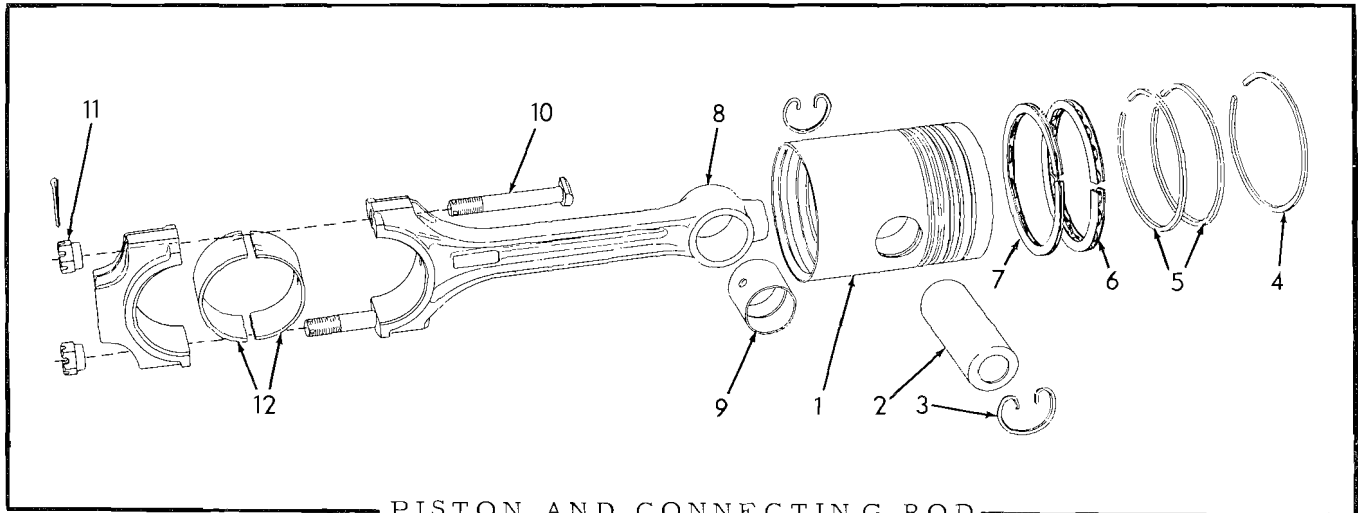
ITEM	PART NUMBER	QTY. * **	DESCRIPTION	PACKAGE NUMBER
1	4348424	1 1	C R A N K S H A F T A S S E M B L Y (Includes PLUGS indented below)	
	917673	4 4	PLUG, pipe, hex-socket, 1/8"NPT	
	4045209	1 1	PLUG, pipe, hex-head, 1/4"NPT (For shipping only)	
2	4003490	1 1	KEY, crankshaft pulley	
3	4346205	1 1	GEAR, crankshaft	
	905127	1 1	KEY, "B" woodruff, 5/16" x 1"	
4	4374391	1 1	SPACER, front oil seal sleeve	
5	4374390	1 1	SLEEVE, front oil seal	
6	4348437	1 1	PULLEY, crankshaft (Used prior to engine #6-10368)	
	4349683	- 1	HUB, power take-off (Effective with engine #6-10368)	
7	4371503	1 1	WASHER, crankshaft pulley bolt	
8	4347897	1 1	CAPSCREW, crankshaft pulley	
9	4335193	6 -	BEARING, front and intermediate main (standard size)	
	4335401	- 6	BEARING, front and intermediate main (standard size)	
	4335422	6 6	BEARING, front and intermediate main (.010" undersize)	
	4335423	6 6	BEARING, front and intermediate main (.020" undersize)	
	4335424	6 6	BEARING, front and intermediate main (.030" undersize)	
	4335425	- 6	BEARING, front and intermediate main (.040" undersize)	

(Continued)

C R A N K S H A F T (Continued)

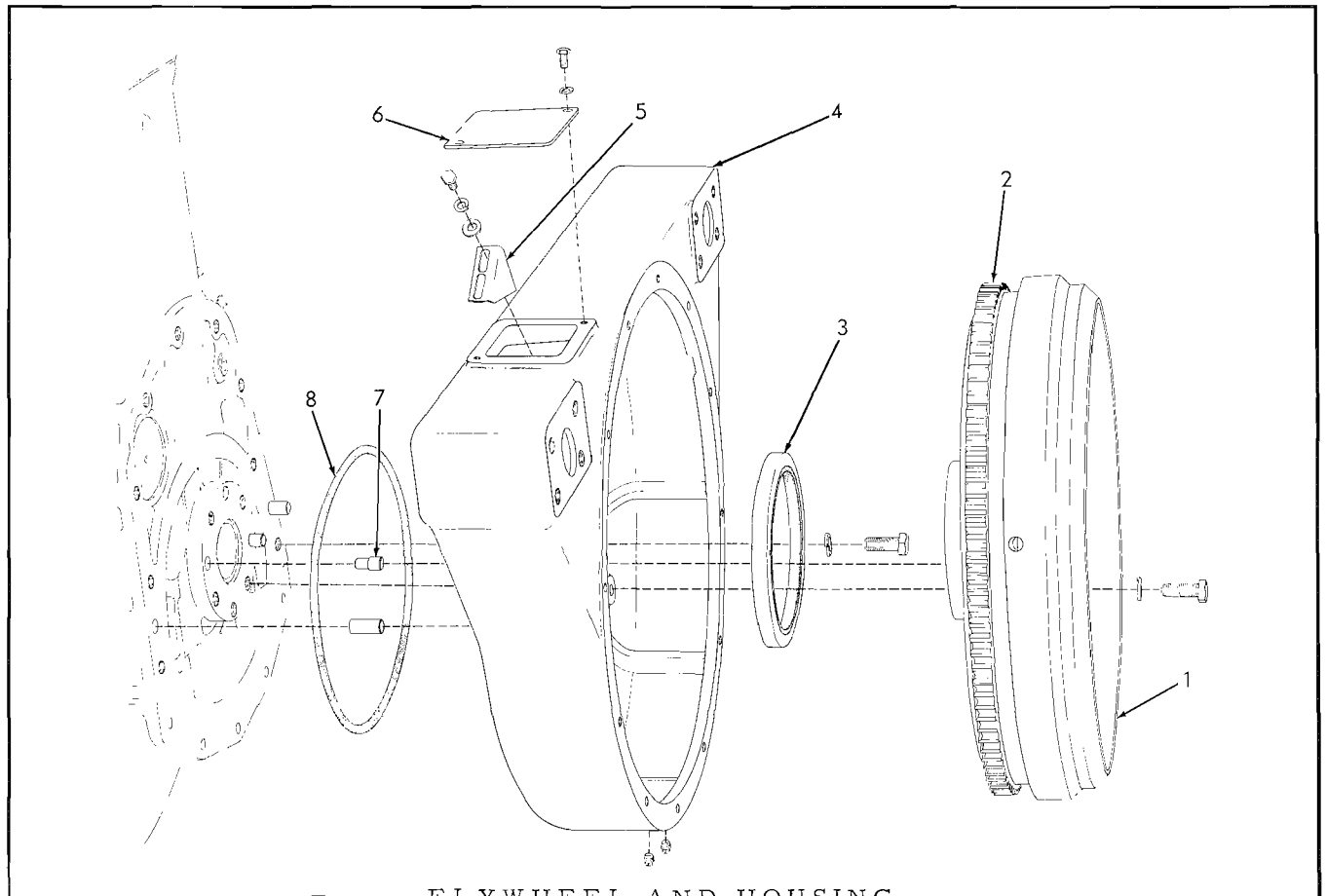
ITEM	PART NUMBER	QTY. * **	DESCRIPTION	PACKAGE NUMBER
10	4336119	2	- BEARING, center main (standard size)	
	4336120	2	- BEARING, center main (.010" undersize)	
	4336121	2	- BEARING, center main (.020" undersize)	
	4336122	2	- BEARING, center main (.030" undersize)	
	4336123	2	- BEARING, center main (.040"undersize)	
11	4335866	- 1	BEARING KIT, center main (standard size)	
	4335867	- 1	BEARING KIT, center main (.010" undersize)	
	4335868	- 1	BEARING KIT, center main (.020" undersize)	
	4335869	- 1	BEARING KIT, center main (.030" undersize)	
	4335870	- 1	BEARING KIT, center main (.040" undersize)	
<u>NOTE:</u> Each Bearing Kit listed above includes upper and lower bearings, set of standard thrust flanges and dowel pins.				
12	4349229	- 2	FLANGE, thrust, center main, upper (standard size)	
	4335705	- 2	FLANGE, thrust, center main, upper (.005" oversize)	
	4335706	- 2	FLANGE, thrust, center main, upper (.010" oversize)	
	4335707	- 2	FLANGE, thrust, center main, upper (.015" oversize)	
13	4349282	- 2	FLANGE, thrust, center main, lower (standard size)	
	4335708	- 2	FLANGE, thrust, center main, lower (.005" oversize)	
	4335709	- 2	FLANGE, thrust, center main, lower (.010" oversize)	
	4335710	- 2	FLANGE, thrust, center main, lower (.015" oversize)	
14	4250898	- 4	PIN, dowel, thrust flange	
15	4335402	2	2 BEARING, rear main (standard size)	
	4335426	2	2 BEARING, rear main (.010" undersize)	
	4335427	2	2 BEARING, rear main (.020" undersize)	
	4335428	2	2 BEARING, rear main (.030" undersize)	
	4335429	2	2 BEARING, rear main (.040" undersize)	
16	084584	1	1 WICK ASSEMBLY, oiling, flywheel bearing (Serviced only as a unit)	





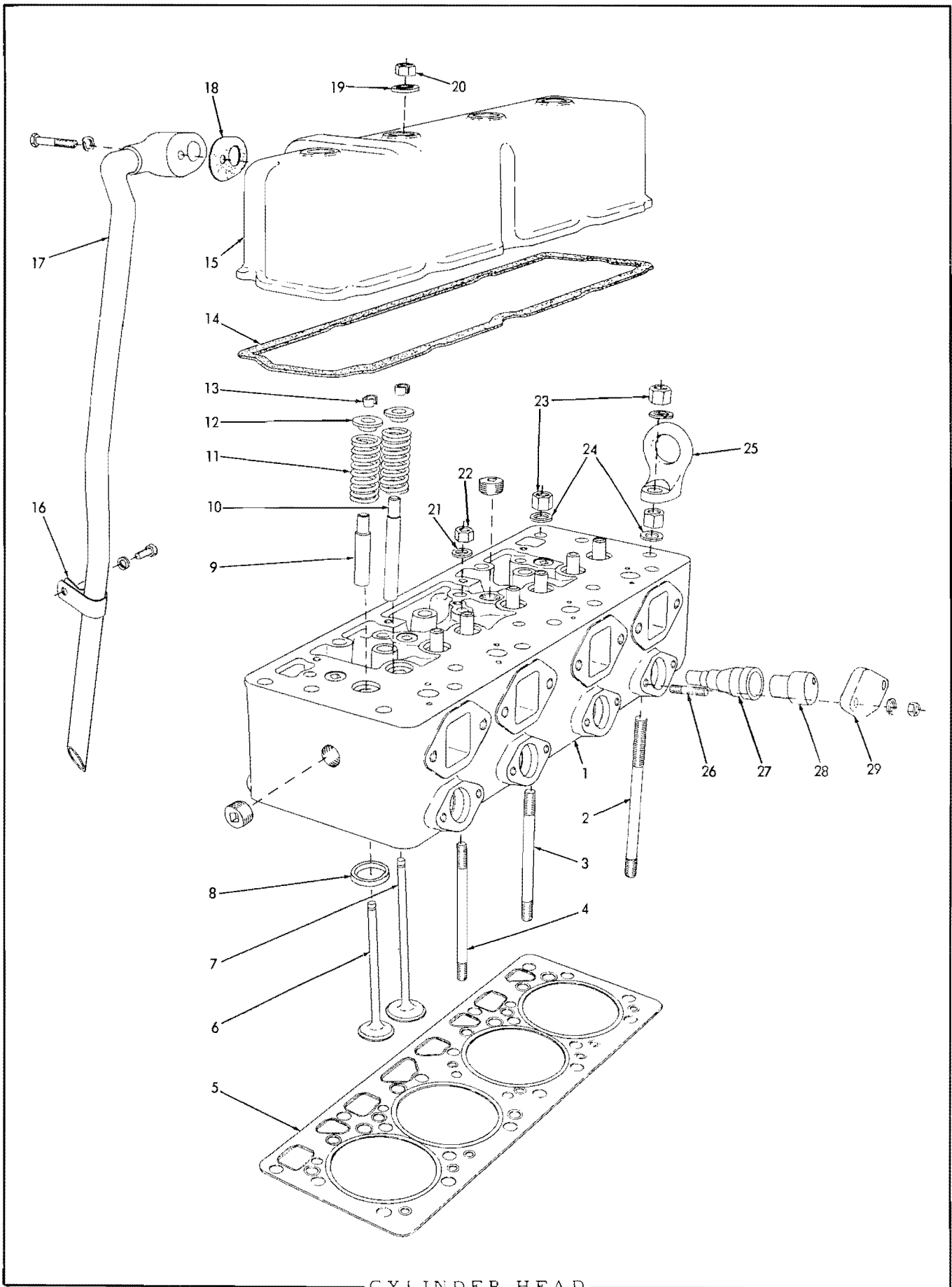
PISTON AND CONNECTING ROD

ITEM	PART NUMBER	QTY.	DESCRIPTION	PACKAGE NUMBER
1	4348447	4	PISTON ASSEMBLY (Includes items 2 and 3)	4336409
2	4347281	4	PIN, piston	
3	4304699	8	RETAINER, piston pin	
4	4347458	4	RING, compression (top groove)	4336408 4336409
5	4347235	8	RING, compression (2nd and 3rd grooves)	4336408 4336409
6	4336321	4	RING, oil control (4th groove)	4336408 4336409
7	4336190	4	RING, oil control (5th groove)	4336408 4336409
8	4348451	4	ROD ASSEMBLY, connecting (Includes items 9 thru 11)	
9	4340081	4	BUSHING, connecting rod	
10	4348003	8	BOLT, connecting rod	
11	4346117	8	NUT, connecting rod bolt	
	900806	8	PIN, cotter, 1/8" x 1"	
12	4335403	8	BEARING, connecting rod (standard size)	
	4335430	8	BEARING, connecting rod (.010" undersize)	
	4335431	8	BEARING, connecting rod (.020" undersize)	
	4335432	8	BEARING, connecting rod (.030" undersize)	
	4335433	8	BEARING, connecting rod (.040" undersize)	



FLYWHEEL AND HOUSING

ITEM	PART NO.	QTY.	DESCRIPTION	PACKAGE NUMBER
1	4348625	1	FLYWHEEL ASSY. (Includes item 2)	
	913249	6	CAPSCREW, heat-treated, 1/2"NF x 1-1/4"	
	904208	6	LOCKWASHER, 1/2"	
2	4341292	1	GEAR, ring	
2A	4027282	1	SLEEVE, wear (Provides new seal surface for worn flywheels. Requires use of larger oil Seal 4027280)	
3	4338219	1	SEAL, oil, crankshaft rear end, 5-3/8" I.D. (Original equipment)	
	4027280	1	SEAL, oil, crankshaft rear end, 5-1/2" I.D. (Service replacement. Used with item 2A only)	
4	4348460	1	HOUSING, flywheel (Used prior to engine #6-8590)	
	4348848	1	HOUSING, flywheel (Effective with engine #6-8590)	
5	903638	9	CAPSCREW, 1/2"NC x 1-1/4"	
	904208	9	LOCKWASHER, 1/2"	
	917021	2	PIN, dowel, 1/2" x 1"	
	901652	2	PLUG, pipe, 1/4"NPT	
5	4348410	1	POINTER, timing	
	905655	2	CAPSCREW, 1/2"NC x 1/2"	
	904204	2	LOCKWASHER, 1/4"	
6	4348253	1	COVER, flywheel housing timing hole	
	905655	2	CAPSCREW, 1/4"NC x 1/2"	
	904204	2	LOCKWASHER, 1/4"	
7	4500300	2	DOWEL, flywheel to crankshaft	
8	4253801	1	RING, sealing, flywheel housing to crankcase . . . . . 4349765	

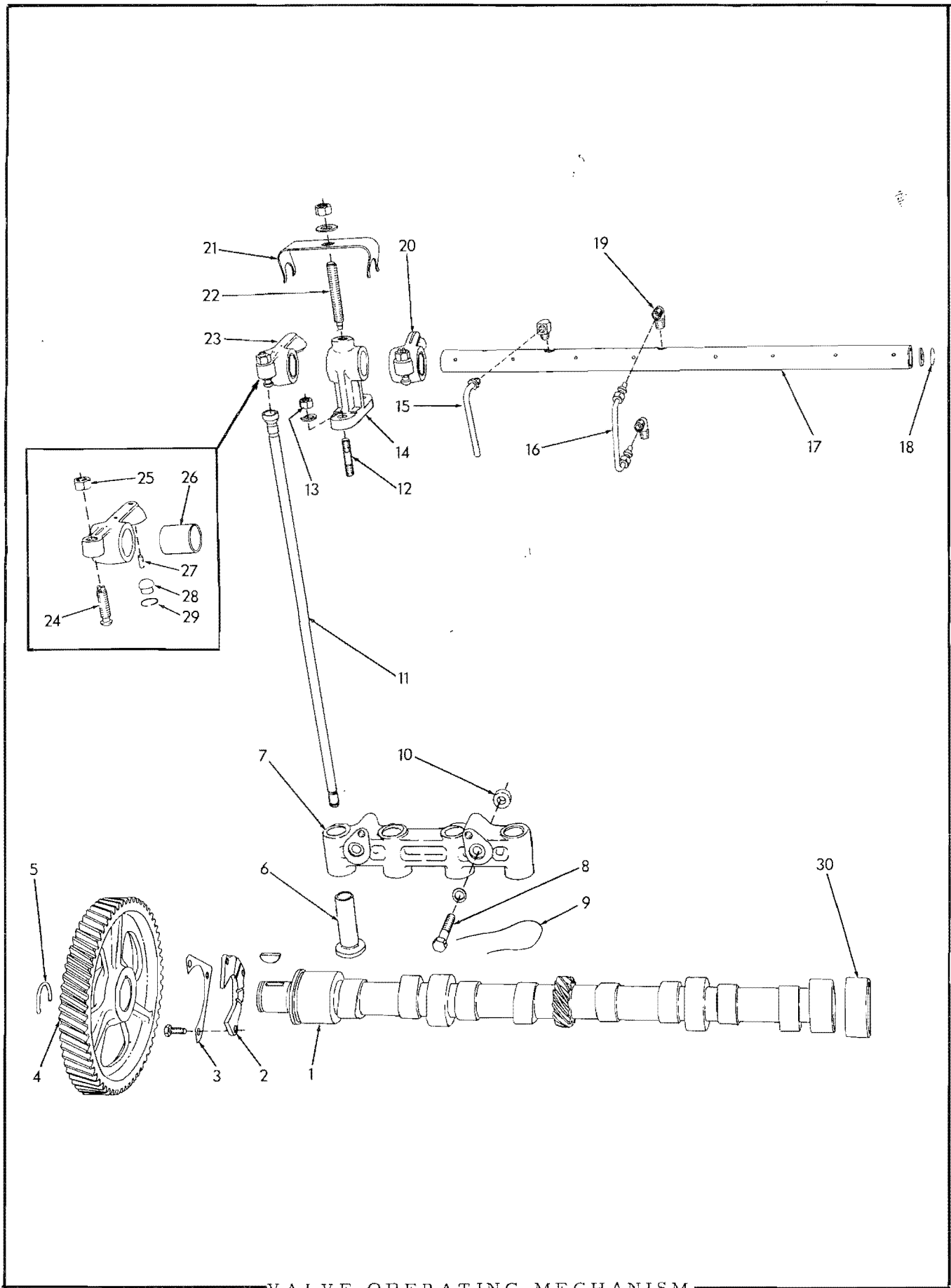


CYLINDER HEAD

CYLINDER HEAD

ITEM	PART NUMBER	QTY.	DESCRIPTION	PACKAGE NUMBER
1	4349891	1	HEAD ASSEMBLY, cylinder (Includes items 8, 9, 10 and PLUGS indented below)	
	918851	6	PLUG, pipe, hex-socket, 3/4"NPT	
2	4372733	2	STUD, cylinder head (5/8" x 9-7/16")	
3	4347435	17	STUD, cylinder head (5/8" x 8")	
4	4372724	5	STUD, cylinder head (1/2" x 7-5/8")	
5	4348405	1	GASKET, cylinder head . . . . .	4349764
6	4348090	4	VALVE, exhaust	
7	4348079	4	VALVE, intake	
8	4346146	4	INSERT, exhaust valve seat(standard size)	
	4337215	4	INSERT, exhaust valve seat (.005" oversize)	
9	4346093	4	GUIDE, exhaust valve	
10	4346092	4	GUIDE, intake valve	
11	4345412	8	SPRING, valve	
12	4343799	8	RETAINER, valve spring	
13	4347270	16	LOCK, valve spring retainer (half only)	
14	4348772	1	GASKET, rocker cover . . . . .	4349764
15	4348021	1	COVER, rocker	
16	4253771	1	CLIP, breather tube supporting	
	903629	1	CAPSCREW, 3/8"NC x 3/4"	
	904206	1	LOCKWASHER, 3/8"	
17	4349634	1	TUBE, breather	
	904281	1	CAPSCREW, 3/8"NC x 2-1/4" (Used prior to engine #96571)	
	903633	1	CAPSCREW, 3/8"NC x 1-3/4" (Effective with engine #96571)	
	904206	1	LOCKWASHER, 3/8"	
18	4348133	1	GASKET breather tube . . . . .	4349764
19	4364131	4	WASHER, sealing, rocker cover nut (rubber)(Used prior to engine #6-9569)	
	4375938	4	WASHER, sealing, rocker cover nut (Dynaseal)(Effective with engine #6-9569)	
20	910986	4	NUT, rocker cover (Used prior to engine #6-9569)	
	906985	4	WASHER, plain, U.S. std., 7/16"	
	4375937	4	NUT, rocker cover (Nylok)(Effective with engine #6-9569)	
21	4372864	5	WASHER, cylinder head nut (for 1/2" stud)	
22	4366781	5	NUT, cylinder head stud (1/2"NF)	

(Continued)



VALVE OPERATING MECHANISM

CYLINDER HEAD (Continued)

ITEM	PART NUMBER	QTY.	DESCRIPTION	PACKAGE NUMBER
23	4366780	21	NUT, cylinder head stud (5/8"NF)	
24	4372863	19	WASHER, cylinder head nut (for 5/8" stud)	
25	4348243	2	EYE, engine lifting	
	904209	2	LOCKWASHER, 5/8"	
26	4335573	8	STUD, energy cell clamp	
	904206	8	LOCKWASHER, 3/8"	
	910123	8	NUT, 3/8"NF	
27	4345658	4	CELL ASSEMBLY, energy (Includes orifice and pin. Serviced only as a unit)	
28	4341123	4	PLUG, energy cell	
29	4346543	4	RETAINER, energy cell	

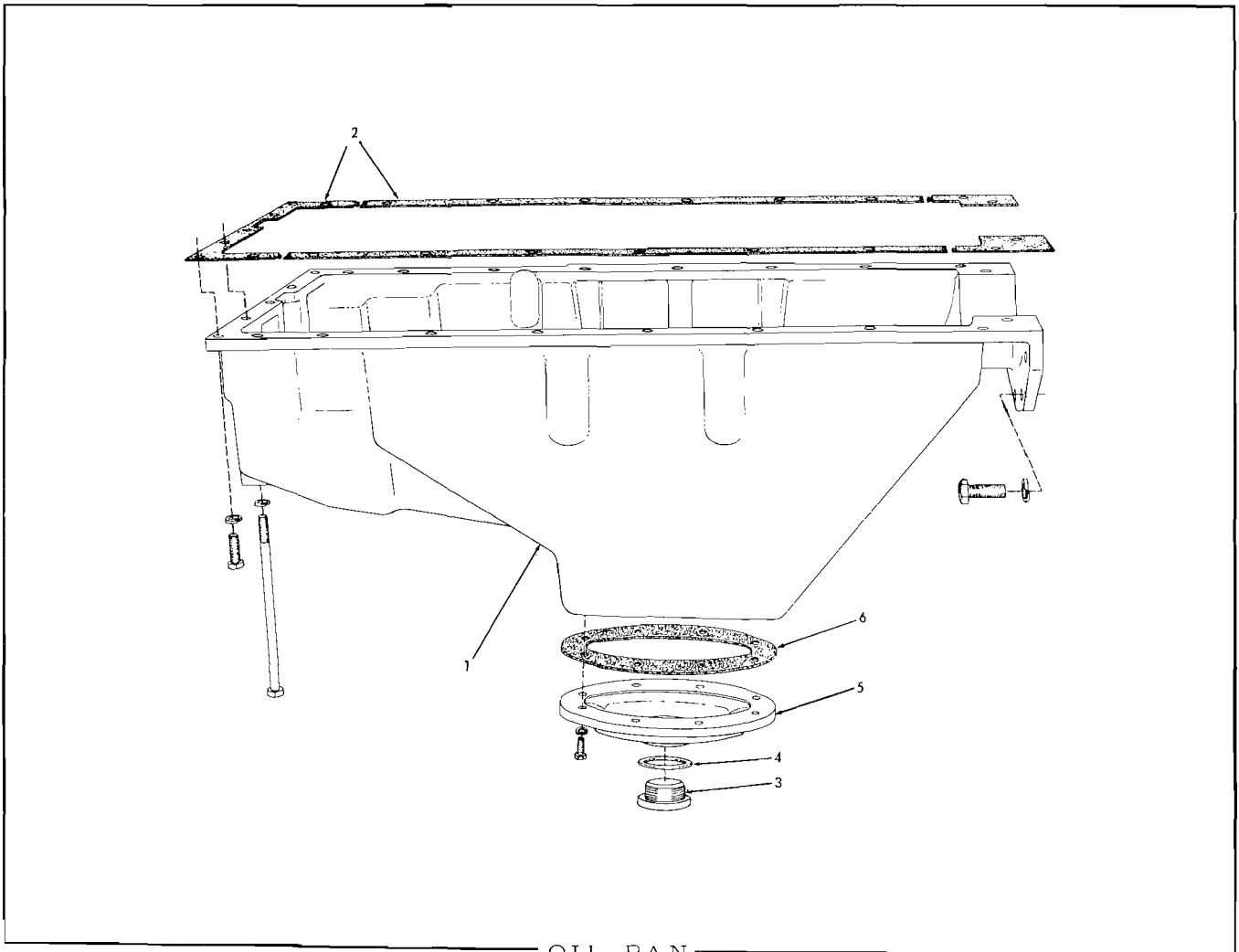
VALVE OPERATING MECHANISM

1	4348049	1	CAMSHAFT	
	905126	1	KEY, #5 woodruff, 1/4" x 1"	
2	4349257	1	COLLAR, camshaft thrust	
	905661	3	CAPSCREW, 5/16"NC x 5/8"	
3	4348416	1	PLATE, capscrew locking	
4	4346206	1	GEAR, camshaft	
5	4346307	1	RING, snap, gear retaining	
6	4344869	8	LIFTER, valve	
7	4348074	2	BRACKET, valve lifter	
8	4335548	4	CAPSCREW, drilled-hd., 3/8"NC x 1-7/8"	
	904206	4	LOCKWASHER, 3/8"	
9	4348964	4	WIRE, locking (Effective with engine #6-8590)	
10	4347832	4	DOWEL, hollow, valve lifter bracket	
11	4346209	8	ROD, push	
12	4506946	8	STUD, rocker shaft bracket (3/8"NC x 3/8"NF x 1-9/16")	
	904206	8	LOCKWASHER, 3/8"	
13	4348440	8	NUT, 3/8"NF	
14	4335057	4	BRACKET, rocker shaft	
15	-----	1	TUBE, rocker shaft drain (Used prior to engine #76877. Order TUBE 4349157 and ELBOW 913040)	
	915279	1	ELBOW, compression, 3/8" tube, 1/4"NPT male	
	912065	1	NUT, compression fitting, 3/8" tube	
	912588	1	SLEEVE, compression fitting, 3/8" tube	
	4349157	1	TUBE ASSEMBLY, rocker shaft drain (Includes nut) (Effective with engine #76877)	
	913040	1	ELBOW, inverted flare, 90°, 1/4" tube, 1/4"NPT male	

(Continued)

VALVE OPERATING MECHANISM (Continued)

ITEM	PART NUMBER	QTY.	DESCRIPTION	PACKAGE NUMBER
16	4348452	1	TUBE, oil, rocker shaft	
	911437	2	NUT, compression fitting, 1/4" tube	
	911435	2	SLEEVE, compression fitting, 1/4" tube	
	911017	1	ELBOW, compression, 1/4" tube, 1/8"NPT male	
17	4348917	1	SHAFT ASSEMBLY, rocker arm (Includes 910002 PLUGS and item 18)	
	910002	2	PLUG, expansion, 3/4" diam.	
18	4254363	2	RING, snap, rocker shaft (Effective with engine #10586)	
19	911017	1	ELBOW, compression, 1/4" tube, 1/8"NPT male (Used prior to engine #86596)	
	4335381	1	ELBOW, rocker shaft oil tube (restricted)(Effective with engine #86596)	
20	4346018	4	ARM ASSEMBLY, rocker, exhaust valve (Includes items 24 thru 29)	
21	4344624	4	CLIP, spring, rocker arm retaining	
22	4348130	1	SCREW, rocker shaft retaining (3" long, dog-pt.)	
	4348129	3	STUD, rocker arm retaining clip (2-5/8" long)	
	912298	4	WASHER, plain, SAE std., 7/16"	
	910986	4	NUT, 7/16"NF	
23	4346017	4	ARM ASSEMBLY, rocker, intake valve (Includes items 24 thru 29)	
24	4304051	8	SCREW, valve lash adjustment	
25	4348440	8	NUT, valve lash adjustment screw	
26	4660369	8	BUSHING, rocker arm	
27	4364422	8	WICK, oiling, rocker ball	
28	4661329	8	BALL, rocker arm	
29	4661328	8	RETAINER, rocker arm ball	
30	-----	-	BEARING, camshaft (See CYLINDER BLOCK)	

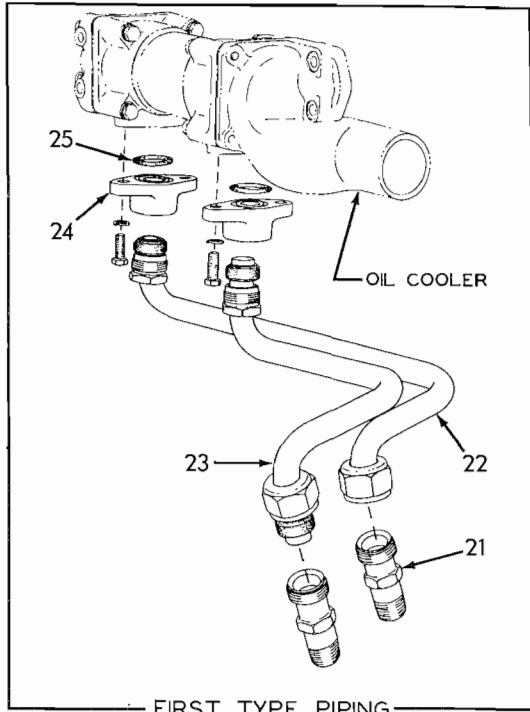


OIL PAN

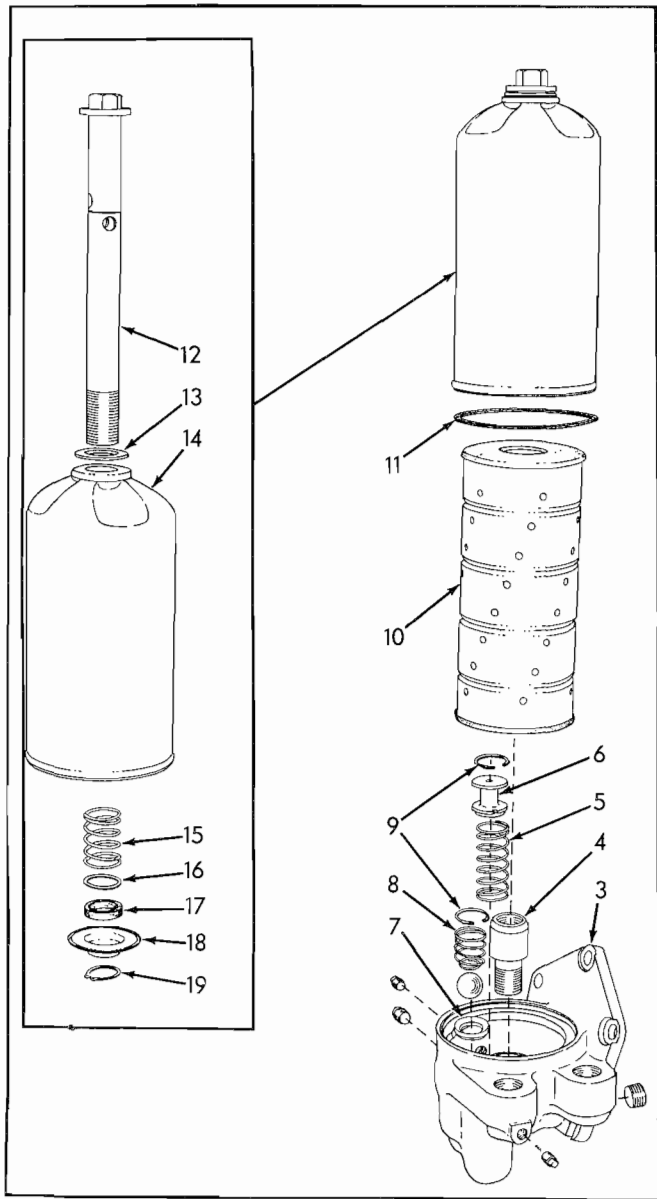
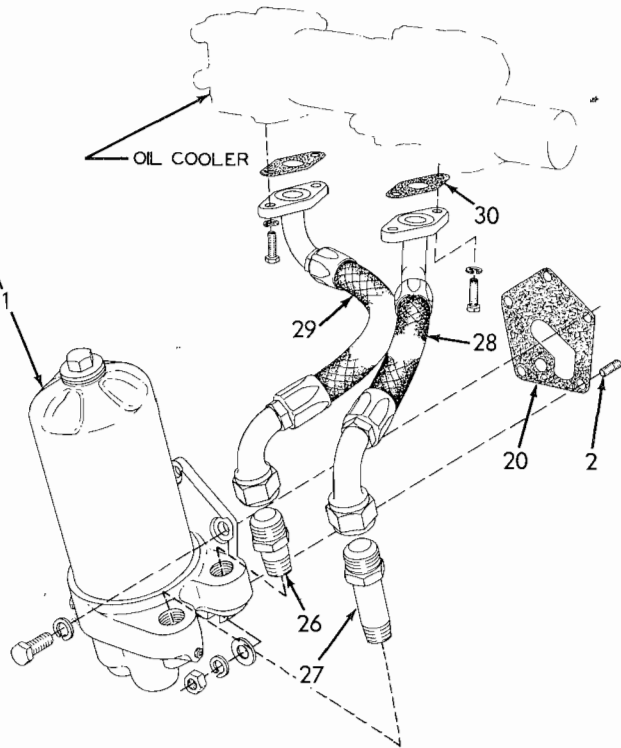
\* Used prior to engine serial No. 6-7597  
 \*\* Effective with engine serial No. 6-7597

ITEM	PART NUMBER	QUANTITY	DESCRIPTION	PACKAGE NUMBER
1	4348496	1	PAN, oil	
	4348681	- 1	PAN, oil	
	910211	23 23	CAPSCREW, 3/8"NC x 1-1/8"	
	903772	2 2	CAPSCREW, 5/16"NC x 1"	
	918587	3 3	CAPSCREW, 5/16"NC x 6-3/4"	
	904206	23 23	LOCKWASHER, 3/8"	
	904205	5 5	LOCKWASHER, 5/16"	
2	4348142	1 1	GASKET SET, oil pan (5 pieces)	
3	035250	1 1	PLUG, oil drain	
4	035249	1 1	GASKET, oil drain plug . . . . .	4349765
5	4374221	- 1	COVER, clean-out	
	910211	- 8	CAPSCREW, 3/8"NC x 1-1/8"	
	904206	- 8	LOCKWASHER, 3/8"	
6	4371289	- 1	GASKET, clean-out cover . . . . .	4349765





FIRST TYPE PIPING



OIL FILTER

OIL FILTER

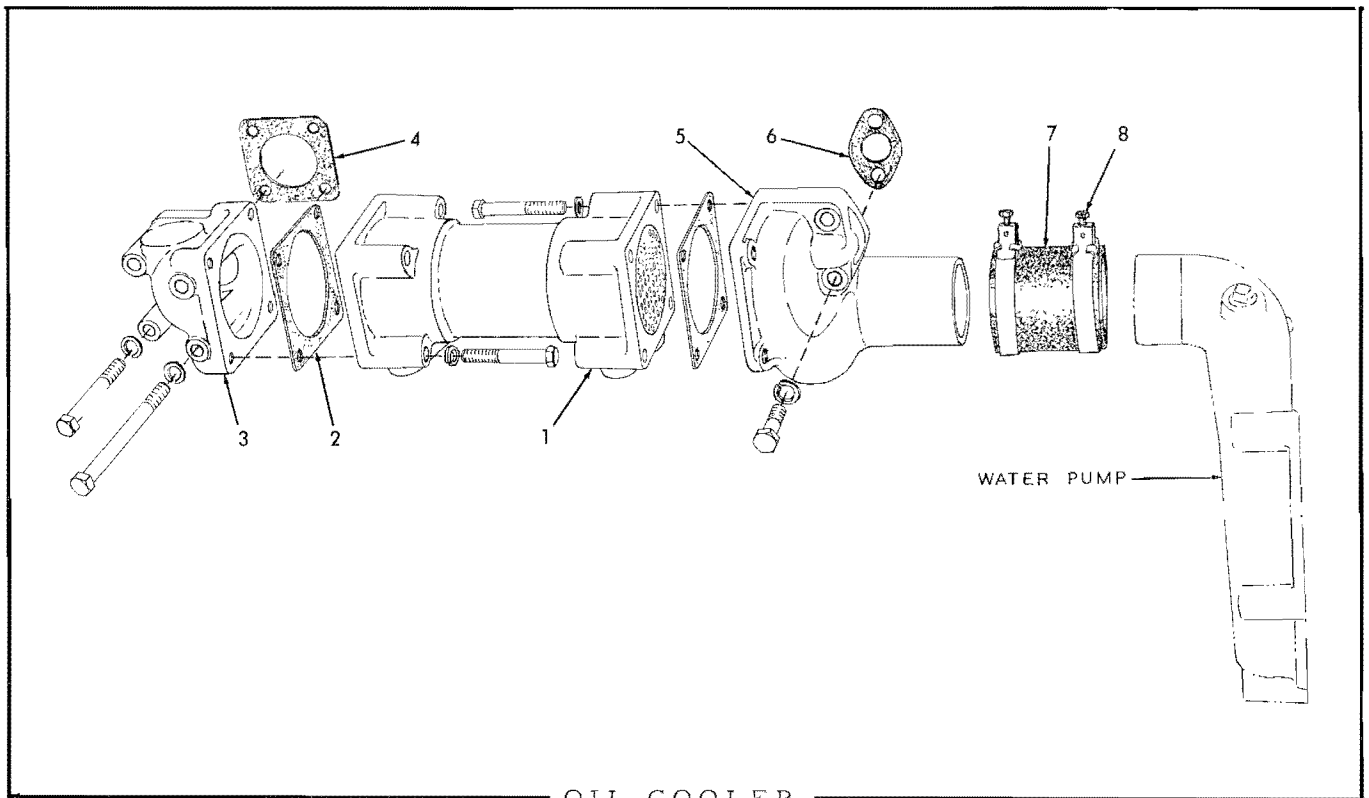
\* Used prior to engine serial No. 6-9154  
 \*\* Effective with engine serial No. 6-9154

ITEM	PART QUANTITY		DESCRIPTION	PACKAGE NUMBER
	NUMBER	* **		
1	4348756	1 1	FILTER ASSEMBLY, lubricating oil (Consists of items 3 thru 19)	
	903638	3 3	CAPSCREW, 1/2"NC x 1-1/4"	
	912007	2 2	WASHER, plain, 1/2"I. D. x 7/8"O. D.	
2	4348314	2 2	STUD (1/2"NC x 1/2"NF x 1-7/8")	
	910195	2 2	NUT, 1/2"NF	
	904208	5 5	LOCKWASHER, 1/2"	
3	4348754	1 1	BASE ASSEMBLY (Includes items 4 thru 9 and hardware indented below)	
	919134	2 2	PLUG, pipe, hex-hd., 1/8"NPT	
	919840	1 1	PLUG, pipe, hex-hd., 1/4"NPT	
	904223	1 1	PLUG, pipe, ctsk-hd., 1/2"NPT	
	917015	1 1	BALL, steel, 7/8" diam.	
4	4348636	1 1	ADAPTER, center bolt	
5	4348087	1 1	SPRING, pressure relief valve	
6	4348086	1 1	VALVE, pressure relief	
7	4348580	1 1	INSERT, check valve seat (Effective with engine #89451)	
8	4347190	1 1	SPRING, check valve	
9	4253766	2 2	RING, snap, valve retaining	
10	4348261	1 1	ELEMENT KIT, oil filter (Includes item 11)	
11	4506161	1 1	GASKET, oil filter body	
12	4374735	1 1	BOLT, center	
13	4041103	1 1	GASKET, filter center bolt	
14	4348272	1 1	BODY, oil filter	
15	4348267	1 1	SPRING, filter element	
16	4348268	1 1	WASHER, filter element seal	
17	4348270	1 1	SEAL, filter element	
18	4348269	1 1	ADAPTER, filter element	
19	4253195	1 1	RING, snap, filter center bolt	
20	4348151	1 1	GASKET, filter to crankcase . . . . .	4349765
21	4348311	2 -	CONNECTOR, oil filter lines	
22	4348465	1 -	LINE, filter to cooler	
	918327	2 -	RING, Sealastic, 7/8" tube (Includes ferrule)	
	917741	1 -	NUT, Sealastic, male, 7/8" tube	
	918326	1 -	NUT, Sealastic, female, 7/8" tube	

(Continued)

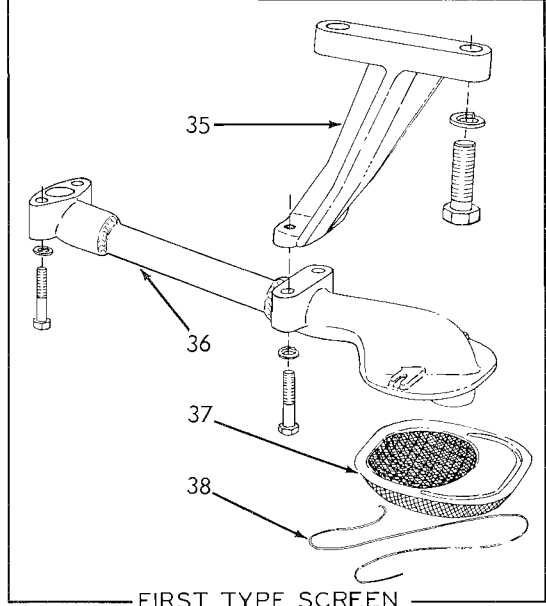
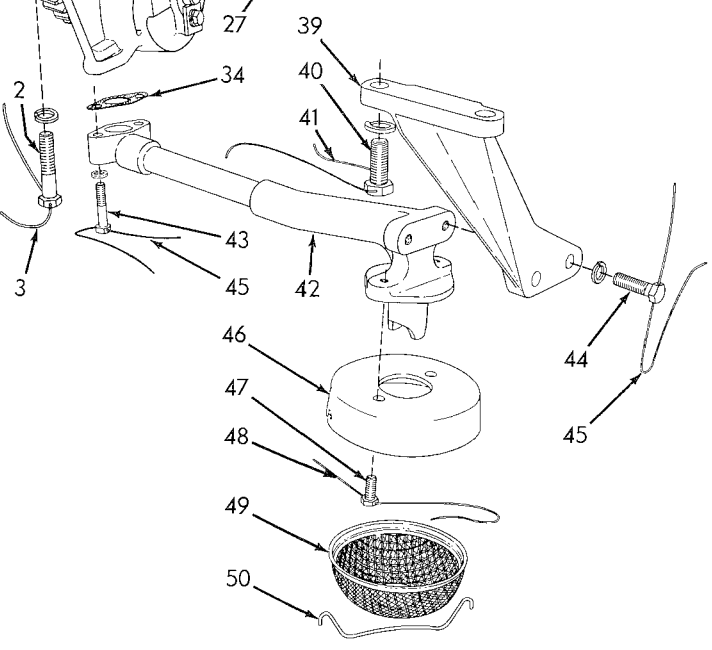
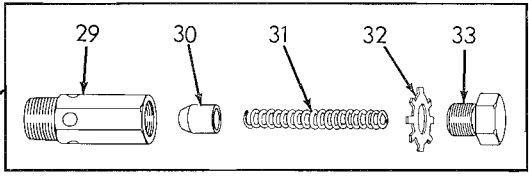
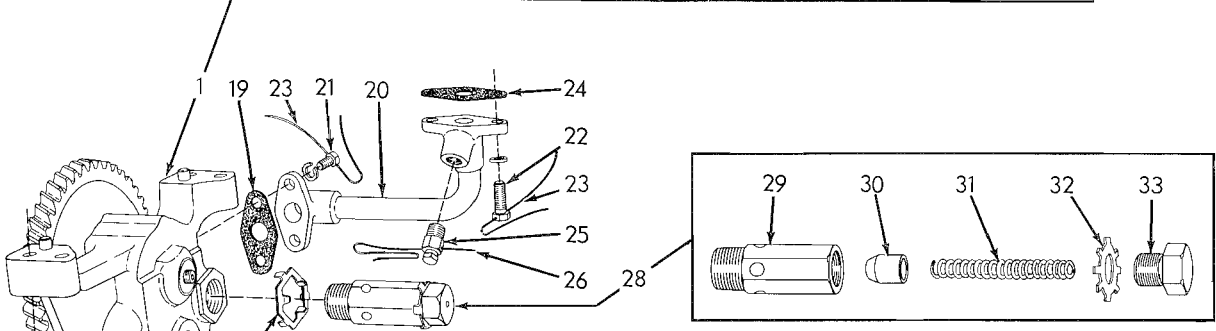
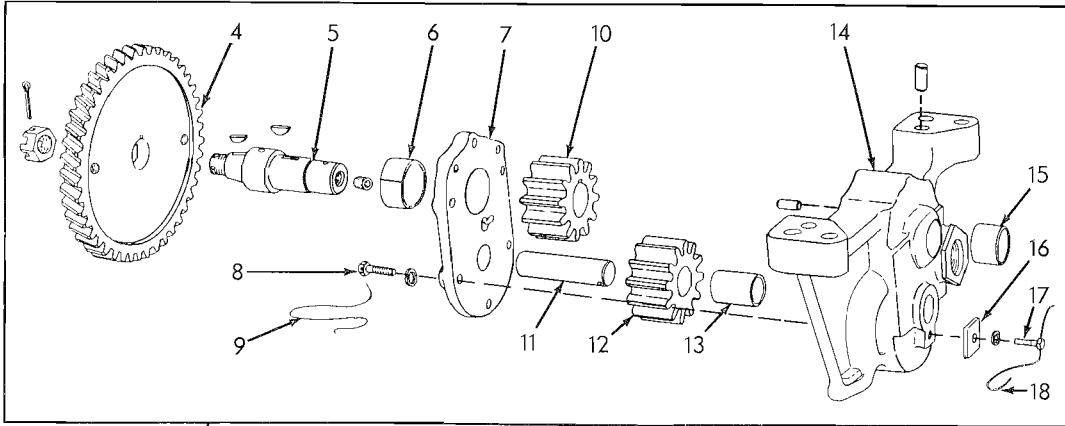
OIL FILTER (Continued)

ITEM	PART NUMBER	QTY.		DESCRIPTION	PACKAGE NUMBER
		*	**		
23	4348464	1	-	LINE, cooler to filter	
	918327	2	-	RING, Sealastic, 7/8" tube (Includes ferrule)	
	917741	1	-	NUT, Sealastic, male, 7/8" tube	
	918326	1	-	NUT, Sealastic, female, 7/8" tube	
24	4348279	2	-	FLANGE, oil cooler	
	910211	4	-	CAPSCREW, 3/8"NC x 1-1/8"	
	904206	4	-	LOCKWASHER, 3/8"	
25	4253106	2	-	O-RING, oil cooler flange . . . . .	4349765
26	4349633	-	1	ADAPTER, hose connecting, short	
27	4348977	-	1	ADAPTER, hose connecting, long	
28	4348960	-	1	HOSE ASSEMBLY, cooler to filter (See page 242 for service parts)	
	910211	-	2	CAPSCREW, 3/8"NC x 1-1/8"	
	904206	-	2	LOCKWASHER, 3/8"	
29	4348961	-	1	HOSE ASSEMBLY, filter to cooler (See page 242 for service parts)	
	910211	-	2	CAPSCREW, 3/8"NC x 1-1/8"	
	904206	-	2	LOCKWASHER, 3/8"	
30	4335577	-	2	GASKET	



OIL COOLER

ITEM	PART NUMBER	QTY.	DESCRIPTION	PACKAGE NUMBER
1	4349586	1	COOLER, lubricating oil	
	903635	8	CAPSCREW, 3/8"NC x 2-1/2"	
	904206	8	LOCKWASHER, 3/8"	
2	4348629	2	GASKET, oil cooler . . . . .	4349765
3	4348099	1	CONNECTION, water outlet	
	906695	2	CAPSCREW, 3/8"NC x 3-1/4"	
	906698	2	CAPSCREW, 3/8"NC x 4-3/4"	
	904206	4	LOCKWASHER, 3/8"	
4	4348184	1	GASKET, water outlet . . . . .	4349765
5	4348100	1	CONNECTOR, water inlet	
	903633	2	CAPSCREW, 3/8"NC x 1-3/4"	
	904206	2	LOCKWASHER, 3/8"	
6	4348185	1	GASKET, water inlet . . . . .	4349765
7	4506737	1	HOSE, water pump to cooler	
8	4253922	2	CLAMP, hose	



OIL PUMP

OIL PUMP

\* Used prior to engine serial No. 6-7597.  
 \*\* Effective with engine serial No. 6-7597.

ITEM	PART NUMBER	QTY.		DESCRIPTION	PACKAGE NUMBER
		*	**		
1	4348886	1	1	PUMP ASSEMBLY, oil (Consists of items 4 thru 18)	
2	903633	4	-	CAPSCREW, 3/8"NC x 1-3/4"	
	4348692	-	4	CAPSCREW, drilled-hd., 3/8"NC x 1-3/4"	
	904206	4	4	LOCKWASHER, 3/8"	
3	4348691	-	2	WIRE, locking (#18 x 6")	
4	4348352	1	1	GEAR, driving	
5	4348341	1	1	SHAFT, upper (Used prior to engine #6-9853)	
	4348894	-	1	SHAFT, upper (Effective with engine #6-9853)	
	910224	2	2	KEY, #6 woodruff, 5/32" x 5/8"	
	900807	1	1	PIN, cotter, 1/8" x 1-1/4"	
	917673	1	1	PLUG, pipe, hex-socket, 1/8"NPT	
	912840	1	1	NUT, slotted, 5/8"NF	
6	4347659	1	1	BUSHING, pump cover	
7	4348044	1	1	COVER ASSEMBLY (Includes item 6)	
8	4875601	6	6	CAPSCREW (drilled-hd., 1/4"NC x 7/8")	
	904204	6	6	LOCKWASHER, 1/4"	
9	4348691	3	3	WIRE, locking (#18 x 6")	
10	4348042	1	1	GEAR, upper (12 teeth)(Used prior to engine #6-9853)	
	4348883	-	1	GEAR, upper (10 teeth)(Effective with engine #6-9853)	
11	4348038	1	1	SHAFT, lower	
12	4348040	1	1	GEAR ASSEMBLY, lower (12 teeth. Includes item 13) (Used prior to engine #6-9853)	
	4348891	-	1	GEAR ASSEMBLY, lower (10 teeth. Includes item 13) (Effective with engine #6-9853)	
13	4348083	1	1	BUSHING, lower gear	
14	4348379	1	1	HOUSING ASSEMBLY (Includes item 15 and dowel PINS indented below)(Used prior to engine #6-9853)	
	4348885	-	1	HOUSING ASSEMBLY (Includes item 15 and dowel PINS indented below)( Effective with engine #6-9853)	
	917554	1	1	PIN, dowel, 1/4" x 1/2"	
	917546	2	2	PIN, dowel, 3/8" x 5/8"	
15	4348303	1	1	BUSHING, pump housing	
16	4348020	1	1	RETAINER, lower shaft	
17	905655	1	-	CAPSCREW, 1/4"NC x 1/2"	
	4349378	-	1	CAPSCREW, drilled-hd., 1/4"NC x 1/2"	
	904204	1	1	LOCKWASHER, 1/4"	
18	4348769	-	1	WIRE, locking (#18 x 4")	

(Continued)

OIL PUMP (Continued)

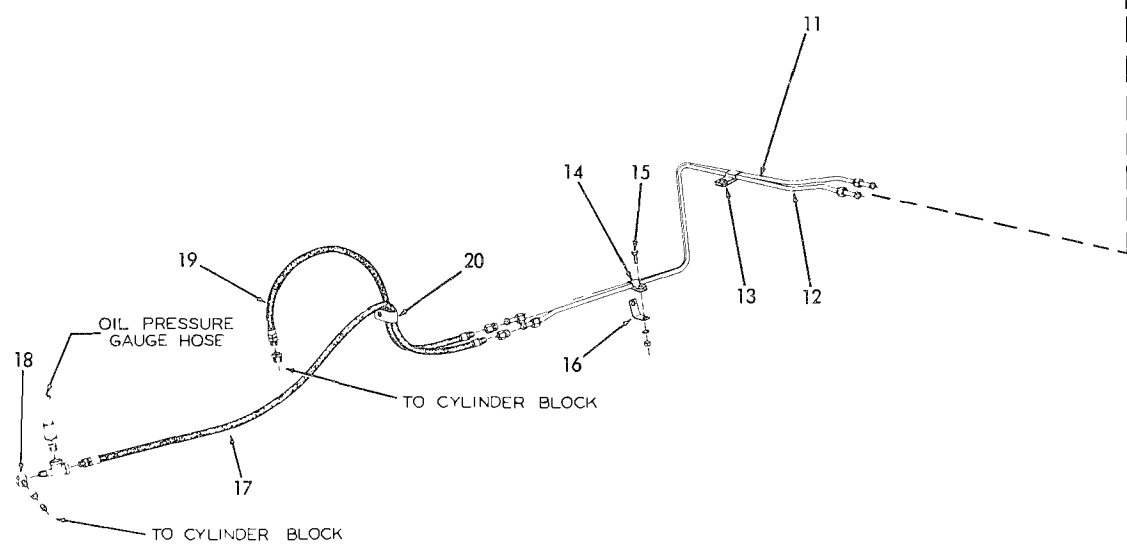
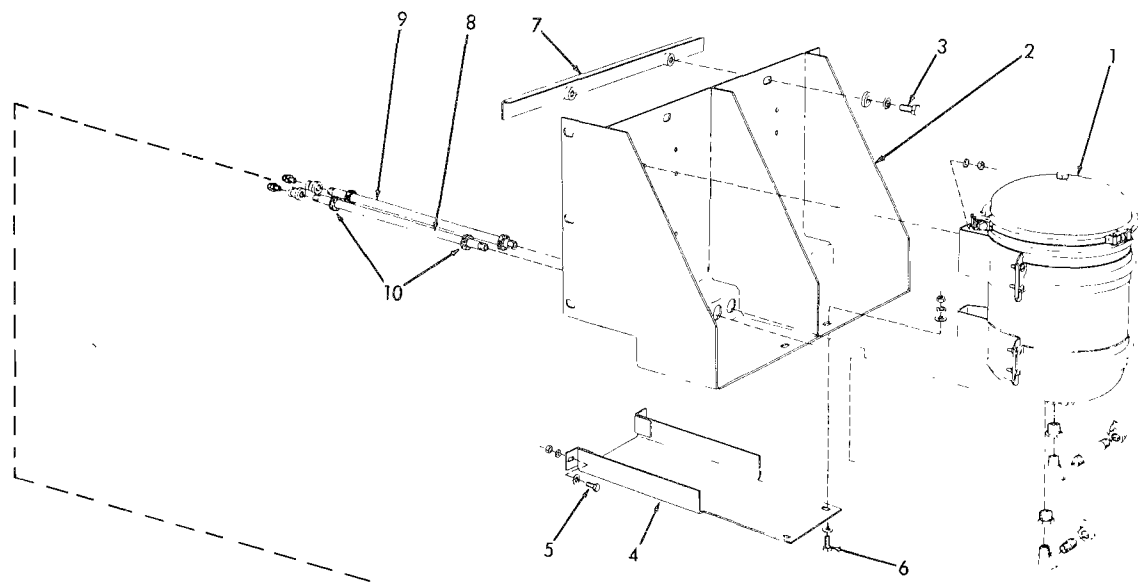
ITEM	PART NUMBER	QTY.		DESCRIPTION	PACKAGE NUMBER
		*	**		
19	4348215	1	1	GASKET, discharge pipe to pump . . . . .	4349765
20	4348834	1	1	PIPE, discharge	
21	903771	2	-	CAPSCREW, 5/16"NC x 7/8"	
	4320227	-	2	CAPSCREW, drilled-hd., 5/16"NC x 7/8"	
	904205	2	2	LOCKWASHER, 5/16"	
22	903630	2	-	CAPSCREW, 3/8"NC x 1"	
	4346483	-	2	CAPSCREW, drilled-hd., 3/8"NC x 1-1/4"	
	904206	2	2	LOCKWASHER, 3/8"	
23	4348690	2	2	WIRE, locking (#18 x 9")	
24	4346169	1	1	GASKET, discharge pipe to crankcase . . . . .	4349765
25	4348485	1	1	PLUG ASSEMBLY, discharge pipe	} Used prior to engine #6-8537.
26	4348691	1	1	WIRE, locking, discharge pipe plug	
27	4347938	1	1	LOCK, pressure relief valve body	
28	4373676	1	1	VALVE ASSEMBLY, oil pressure relief (Consists of items 29 thru 33)	
29	-----	1	1	BODY, pressure relief valve (Not serviced separately)	
30	-----	1	1	PISTON, pressure relief valve (Not serviced separately)	
31	4373672	1	1	SPRING, pressure relief valve	
32	4374564	1	1	WASHER, locking, relief valve cap	
33	4347228	1	1	CAP, pressure relief valve	
34	4348218	1	1	GASKET, suction pipe to pressure pump . . . . .	4349765
35	4348475	1	-	BRACKET, suction pipe supporting	
	915636	2	-	CAPSCREW, 1/2"NC x 1-5/8"	
	904208	2	-	LOCKWASHER, 1/2"	
36	4348640	1	-	PIPE ASSEMBLY, suction (Includes items 37 and 38)	
	917135	4	-	CAPSCREW, 5/16"NC x 1-5/8"	
	904205	4	-	LOCKWASHER, 5/16"	
37	4500270	1	-	SCREEN, oil	
38	4335110	1	-	WIRE, oil screen retaining (1/16" x 18")	
39	4348686	-	1	BRACKET, suction pipe supporting	
40	4311869	-	2	CAPSCREW, drilled-hd., 1/2"NC x 1-1/4"	
	904208	-	2	LOCKWASHER, 1/2"	
41	4348689	-	1	WIRE, locking (#18 x 13")	
42	4348842	-	1	PIPE, suction	
43	4349375	-	2	CAPSCREW, drilled-hd., 5/16"NC x 1-5/8"	
	904205	-	2	LOCKWASHER, 5/16"	
44	4346483	-	2	CAPSCREW, drilled-hd., 3/8"NC x 1-1/4"	
	904206	-	2	LOCKWASHER, 3/8"	
45	4348690	-	2	WIRE, locking (#18 X 9")	

(Continued)

## OIL PUMP (Continued)

ITEM	PART NUMBER	QTY.		DESCRIPTION	PACKAGE NUMBER
		*	**		
46	4348684	-	1	COVER, oil screen	
47	4374129	-	2	CAPSCREW, drilled-hd., 5/16"NC x 3/4"	
48	4509035	-	1	WIRE, locking (#18 x 10")	
49	4348683	-	1	SCREEN, oil	
50	4348682	-	1	RETAINER, oil screen	





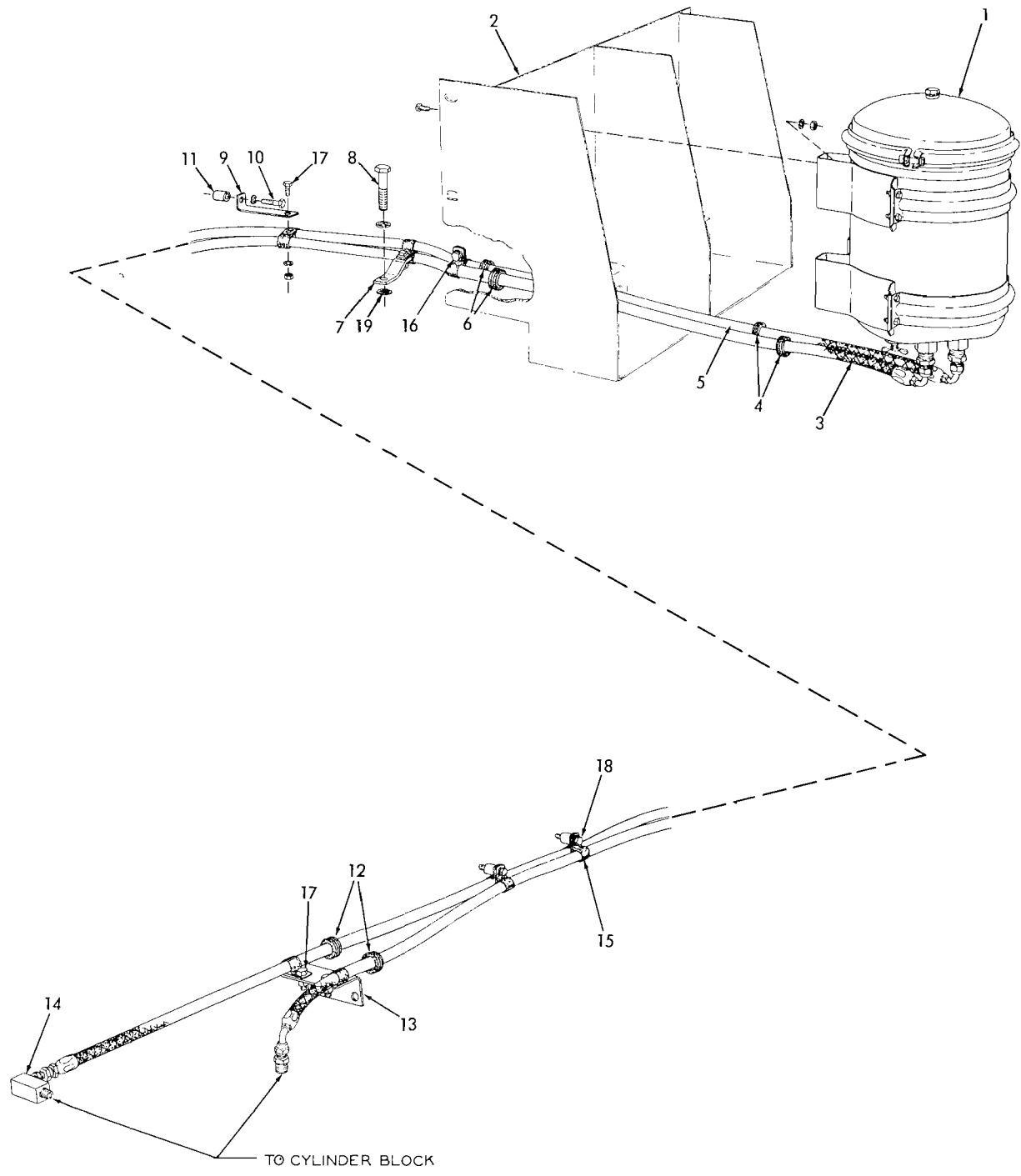
HEAVY-DUTY OIL FILTER (First type)

## HEAVY-DUTY OIL FILTER

USAGE: Special Equipment. Supplements standard  
oil filter on tractors prior to serial No. 9157.

ITEM	PART NUMBER	QTY.	DESCRIPTION	PACKAGE NUMBER
1	082442	1	FILTER ASSEMBLY, lubricating oil (See page 34 for service parts)	
	910167	8	CAPSCREW, 5/16"NF x 3/4"	
	904205	8	LOCKWASHER, 5/16"	
	913636	8	NUT, 5/16"NF	
2	089011	1	BRACKET, filter mounting	
3	035018	2	CAPSCREW, 1/2"NF x 1-1/2"	
	904208	2	LOCKWASHER, 1/2"	
	064531	2	WASHER, plain (1/4" thick)	
4	089015	1	GUARD, oil and fuel lines	
5	036034	2	CAPSCREW, 3/8"NF x 1"	
6	012992	2	CAPSCREW, 3/8"NF x 1-1/4"	
	044973	6	WASHER, plain	
	904206	4	LOCKWASHER, 3/8"	
	911041	4	NUT, 3/8"NF	
7	089031	1	ANGLE, filter attachment	
8	089017	1	PIPE, oil supply (18-1/8" long)	
	904226	1	COUPLING, pipe reducing, 3/8"NPT to 1/4"NPT	
	904271	1	BUSHING, pipe reducing, 1/2"NPT to 3/8"NPT	
	901723	1	ELBOW, street, 90°, 3/8"NPT	
	901489	1	NIPPLE, pipe, 3/8"NPT x 1"	
	901678	1	ELBOW, pipe, 90°, 3/8"NPT	
9	089018	1	PIPE, oil return (19-7/16" long)	
	904226	1	COUPLING, pipe reducing, 3/8"NPT to 1/4"NPT	
	904271	1	BUSHING, pipe reducing, 1/2"NPT to 3/8"NPT	
	901723	1	ELBOW, street, 90°, 3/8"NPT	
	901495	1	NIPPLE, pipe, 3/8"NPT x 4"	
	901678	1	ELBOW, pipe, 90°, 3/8"NPT	
10	093748	4	GROMMET, pipe protecting (rubber)	
11	088992	1	TUBE, oil return	
	918325	2	NUT, Sealastic, 3/8" tube	
	915367	2	RING, Sealastic, 3/8" tube (Includes ferrule)	
	915368	1	CONNECTOR, Sealastic, 3/8" tube, 1/4"NPT male	
	915760	1	CONNECTOR, Sealastic, 3/8" tube, 1/4"NPT female	
12	088993	1	TUBE, oil supply	
	918325	2	NUT, Sealastic, 3/8" tube	
	915367	2	RING, Sealastic, 3/8" tube (Includes ferrule)	
	915368	1	CONNECTOR, Sealastic, 3/8" tube, 1/4"NPT male	
	915760	1	CONNECTOR, Sealastic, 3/8" tube, 1/4"NPT female	
13	052844	1	CLIP, tube supporting (for two, 3/8" diam. lines, 11/16" bolt-hole)	
14	042672	1	CLIP, tube supporting (for two 3/8" diam. lines, 7/16" bolt-hole)	
15	035979	1	CAPSCREW, 3/8"NF x 5/8"	
	904206	1	LOCKWASHER, 3/8"	
	911041	1	NUT, 3/8"NF	

(Continued)



HEAVY-DUTY OIL FILTER (Second type)

HEAVY-DUTY OIL FILTER (Continued)

ITEM	PART NUMBER	QTY.	DESCRIPTION	PACKAGE NUMBER
16	089582	1	ANGLE, clip attachment	
17	089609	1	HOSE, oil supply	
	913938	1	TEE, service, 1/4"NPT	
18	047852	1	ELBOW, oil supply line	
	901763	1	COUPLING, pipe, 1/8"NPT	
	901467	1	NIPPLE, pipe, 1/8"NPT x 3/4"	
19	090021	1	HOSE, oil return	
	901826	1	BUSHING, pipe reducing, 3/8"NPT to 1/4"NPT	
20	060660	1	CLIP, hose supporting (for two 1/2" diam. lines, 17/32" bolt-hole)	

HEAVY-DUTY OIL FILTER

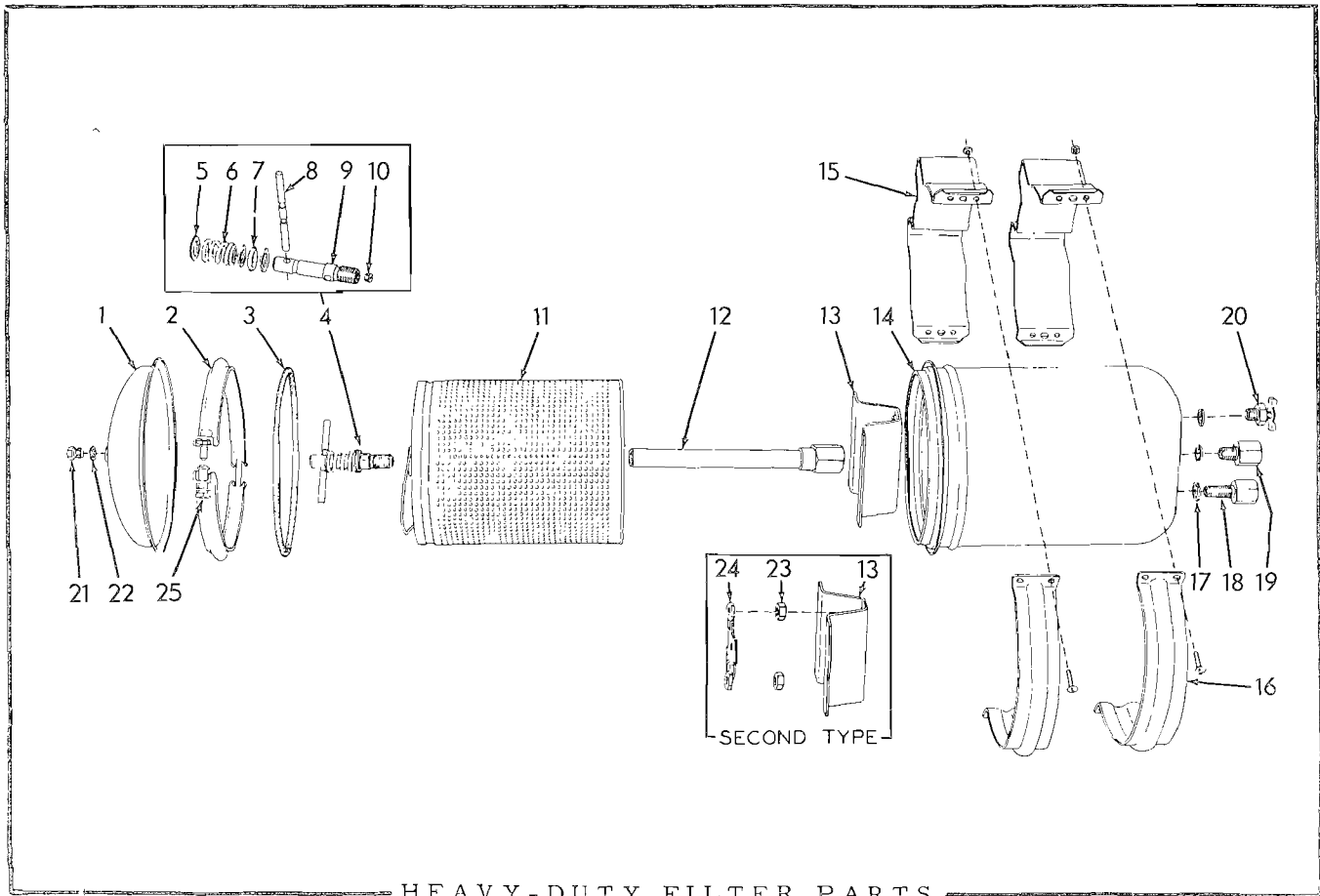
USAGE: Special equipment. Supplements standard oil filter effective with tractor serial No. 9157.

1	082442	1	FILTER ASSEMBLY (See page 34 for service parts)	
	910167	8	CAPSCREW, 5/16"NF x 3/4"	
	904205	8	LOCKWASHER, 5/16"	
	913636	8	NUT, 5/16"NF	
2	-----	1	BRACKET, filter mounting (See HEAVY-DUTY FUEL FILTER)	
3	094443	1	HOSE ASSEMBLY, oil return (See page 242 for service parts)	
	919127	1	CONNECTOR, flare type, 3/8" tube, 1/2"NPT male	
	919172	1	CONNECTOR, flare type, 3/8" tube, 3/8"NPT male	
4	096034	2	GROMMET, hose protecting	
5	094569	1	HOSE ASSEMBLY, oil supply (See page 242 for service parts)	
	919127	1	CONNECTOR, flare type, 3/8" tube, 1/2"NPT male	
	919062	1	CONNECTOR, flare type, 3/8" tube, 1/4"NPT male	
6	093748	2	GROMMET, hose protecting	
7	094438	1	BRACKET, hose supporting clip	
8	037573	1	CAPSCREW, 5/8"NC x 2-3/4"	
	904209	1	LOCKWASHER, 3/8"	
9	096043	1	ANGLE, hose supporting clip	
10	035336	1	CAPSCREW, 3/8"NF x 1-3/4"	
	904206	1	LOCKWASHER, 3/8"	
11	085452	3	BLOCK, spacing, hose supporting clip	
12	080617	2	GROMMET, hose protecting	
13	095985	1	ANGLE, hose supporting clip	

(Continued)

HEAVY-DUTY OIL FILTER

ITEM	PART NUMBER	QTY.	DESCRIPTION	PACKAGE NUMBER
14	094437	1	ELBOW, oil supply line	
15	094422	12	CLIP, hose supporting	
16	035167	1	CAPSCREW, 3/8"NF x 7/8"	
17	036034	4	CAPSCREW, 3/8"NF x 1"	
18	035336	2	CAPSCREW, 3/8"NF x 1-3/4"	
	904206	7	LOCKWASHER, 3/8"	
	911041	4	NUT 3/8"NF	
19	060553	1	WASHER, bracket spacing	



HEAVY-DUTY FILTER PARTS

USAGE: Special Equipment.

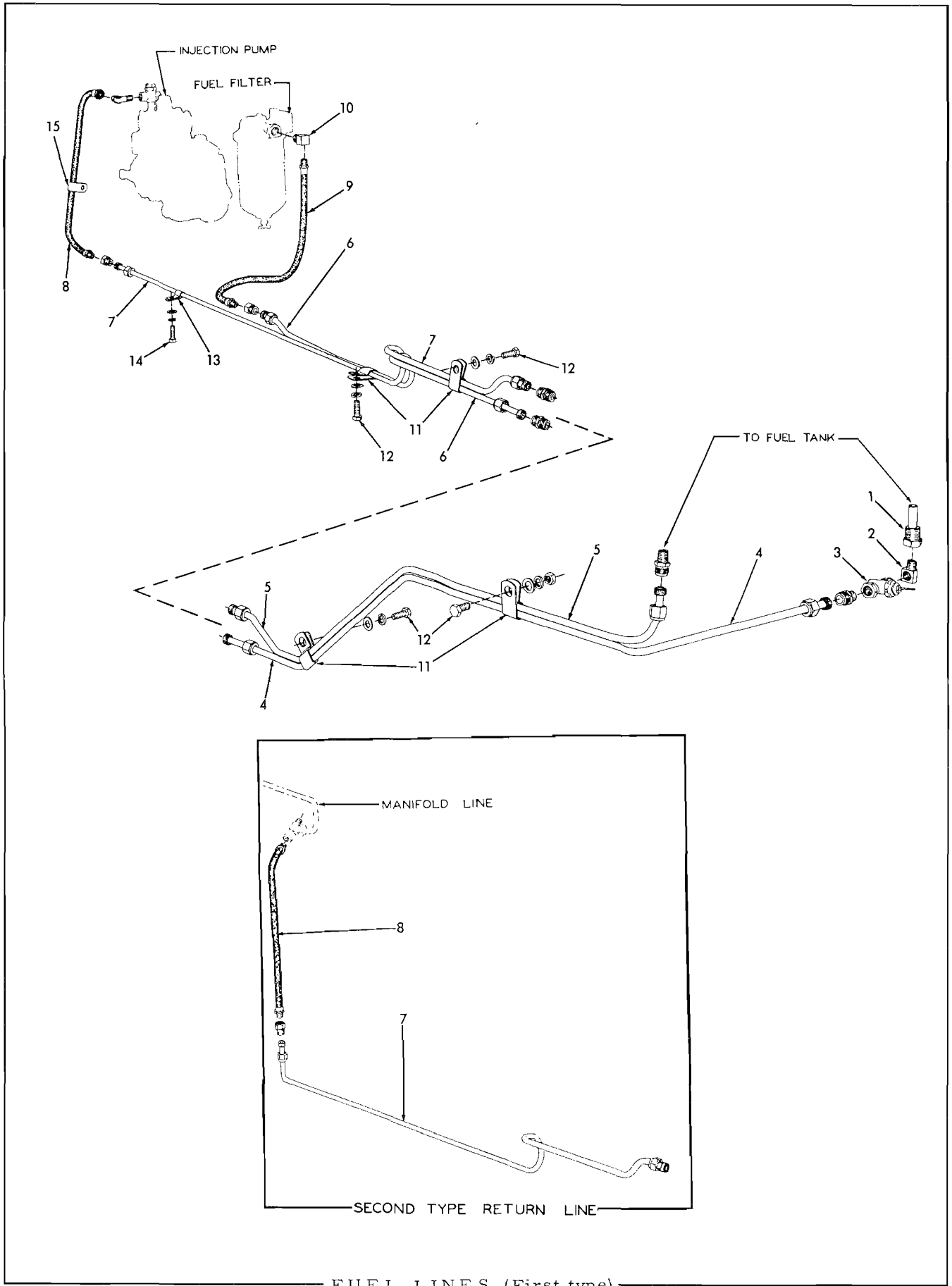
\* 082441 FILTER ASSEMBLY, fuel (See pages 49 and 51)  
 \*\* 082442 FILTER ASSEMBLY, oil (See pages 31 and 33)

ITEM	PART NUMBER	QTY.	DESCRIPTION	PACKAGE NUMBER
1	082505	1	COVER	
2	098036	1	RING ASSEMBLY, cover retaining (Includes item 25)	
3	082449	1	GASKET, cover	

(Continued)

HEAVY-DUTY FILTER PARTS (Continued)

ITEM	PART NUMBER	QTY.		DESCRIPTION	PACKAGE NUMBER
		*	**		
4	082492	1	-	HOLD-DOWN ASSEMBLY, filter element (Includes items 5 thru 9)	
	082493	-	1	HOLD-DOWN ASSEMBLY, filter element (Includes items 5 thru 10)	
5	082489	3	3	WASHER, element hold-down	
6	082490	1	1	SPRING, element hold-down	
7	082487	1	1	SEAL, element hold-down	
8	082488	1	1	HANDLE, element hold-down	
9	-----	1	1	STUD, element hold-down (Not serviced separately)	
10	082491	-	1	PLUG, orifice, element hold-down	
11	091540	1	1	ELEMENT, filtering	
12	076668	1	1	TUBE ASSEMBLY, outlet (Includes nut)	
13	082967	1	1	SUPPORT, filter element (Used prior to January 1958)	
	096816	1	1	SUPPORT, filter element (Effective January 1958)	
14	-----	1	1	HOUSING (Not serviced separately)	
15	082444	2	2	BRACKET, mounting	
16	082443	2	2	BAND, mounting bracket	
	900576	8	8	SCREW, machine, 1/4"NC x 3/4"	
	911024	8	8	NUT, 1/4"NC	
17	063891	3	3	GASKET	
18	063890	-	1	VALVE ASSEMBLY, inlet check (Includes 1 spring, 1 ring and 1 cup. Serviced only as a unit)	
	063889	1	-	BOLT, hollow	
19	080758	-	1	VALVE ASSEMBLY, outlet check (Includes 1 spring, 1 ring and 1 cup. Serviced only as a unit)	
	063889	1	-	BOLT, hollow	
20	094167	1	1	COCK, drain	
21	084897	1	1	PLUG, venting	
22	084899	1	1	WASHER, venting plug	
23	911049	2	2	NUT, jam, 5/8"NF (Effective January 1958)	
24	096815	1	1	RETAINER, element support nut (Effective January 1958)	
25	098038	1	1	BOLT ASSEMBLY, cover retaining ring (Includes nuts, washer and snap ring)(Effective September 1958)	



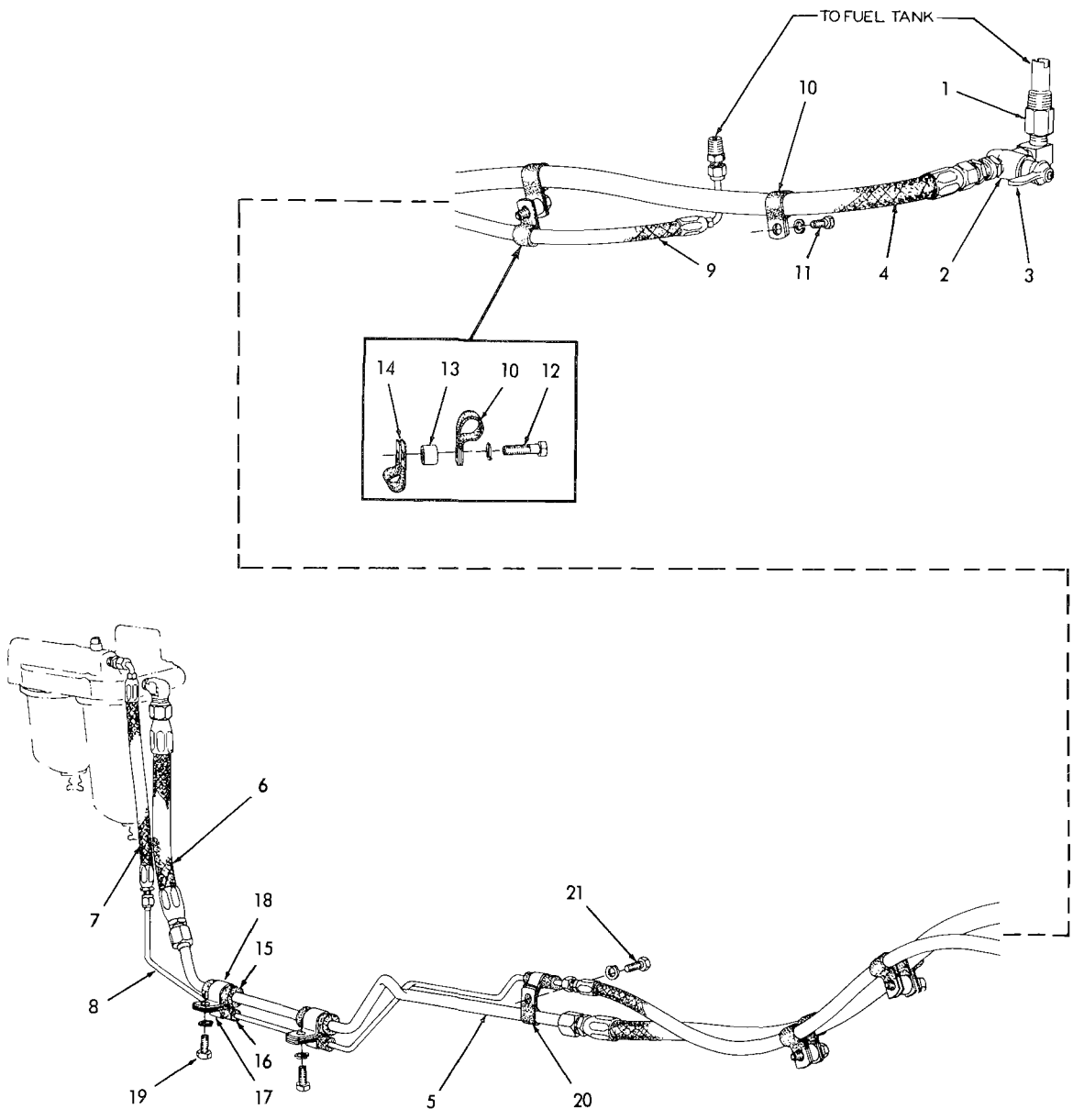
FUEL LINES

USAGE: Tractors prior to serial No. 9157.

ITEM	PART NUMBER	QTY.	DESCRIPTION	PACKAGE NUMBER
1	042639	1	*BUSHING, fuel tank outlet	
2	078926	1	*ELBOW, fuel line (90°, 1/4"NPT male and female)	
3	092726	1	*COCK, fuel shut-off (1/4"NPT male and female)	
4	086216	1	*TUBE, fuel supply, rear section	
	918325	2	NUT, Sealastic, 3/8" tube	
	915367	2	RING, Sealastic, 3/8" tube (Includes ferrule)	
	915368	1	CONNECTOR, Sealastic, 3/8" tube, 1/4"NPT male	
5	085981	1	TUBE, fuel return, rear section	
	918325	2	NUT, Sealastic, 3/8" tube	
	915367	2	RING, Sealastic, 3/8" tube (Includes ferrule)	
	915368	1	CONNECTOR, Sealastic, 3/8" tube, 1/4"NPT male	
6	088262	1	*TUBE, fuel supply, front section	
	918325	2	NUT, Sealastic, 3/8" tube	
	915367	2	RING, Sealastic, 3/8" tube (Includes ferrule)	
	915386	1	UNION, Sealastic, 3/8" tube	
	915760	1	CONNECTOR, Sealastic, 3/8" tube, 1/4"NPT female	
7	{	088261	1	TUBE, fuel return, front section (Used prior to engine #6-7790)
		093286	1	TUBE, fuel return, front section (Effective with engine #6-7790)
		918325	2	NUT, Sealastic, 3/8" tube
		915367	2	RING, Sealastic, 3/8" tube (Includes ferrule)
		915386	1	UNION, Sealastic, 3/8" tube
	915760	1	CONNECTOR, Sealastic, 3/8" tube, 1/4"NPT female	
8	{	088260	1	HOSE, fuel return line (Used prior to tractor #2379)
		078926	1	ELBOW, street, brass, 90°, 1/4"NPT
		089878	1	HOSE, fuel return line (20" long)(Effective with tractor #2379 but later discontinued on engine #6-7790)
		910978	1	ELBOW, flare type, 90°, 3/8" tube, 1/4"NPT
		093290	1	HOSE, fuel return line (13" long)(Effective with engine #6-7790)
9	088260	1	*HOSE, fuel supply line	
10	051341	1	*ELBOW, fuel supply hose (90°, 3/8"NPT male, 1/4"NPT female)	
11	040811	4	CLIP, tube supporting (for two 3/8" diam. tubes, 17/32" bolt-hole)	
12	{	036032	1	CAPSCREW, 3/8"NF x 3/4"
		036034	3	CAPSCREW, 3/8"NF x 1"
		911115	4	WASHER, plain, SAE std., 3/8"
		904206	4	LOCKWASHER, 3/8"
		911041	1	NUT, 3/8"NF
13	040796	1	CLIP, fuel return tube (3/8" diam., 13/32" bolt-hole) (Used prior to engine #6-7790)	
14	{	036034	1	CAPSCREW, 3/8"NF x 1"
		904206	1	LOCKWASHER, 3/8"
		911115	1	WASHER, plain, SAE std., 3/8"
15	091046	1	CLIP, fuel line hose (1/2" diam., 7/16" bolt-hole) (Used prior to engine #6-7790)	

\*Not used when special HEAVY-DUTY FUEL FILTER is installed.



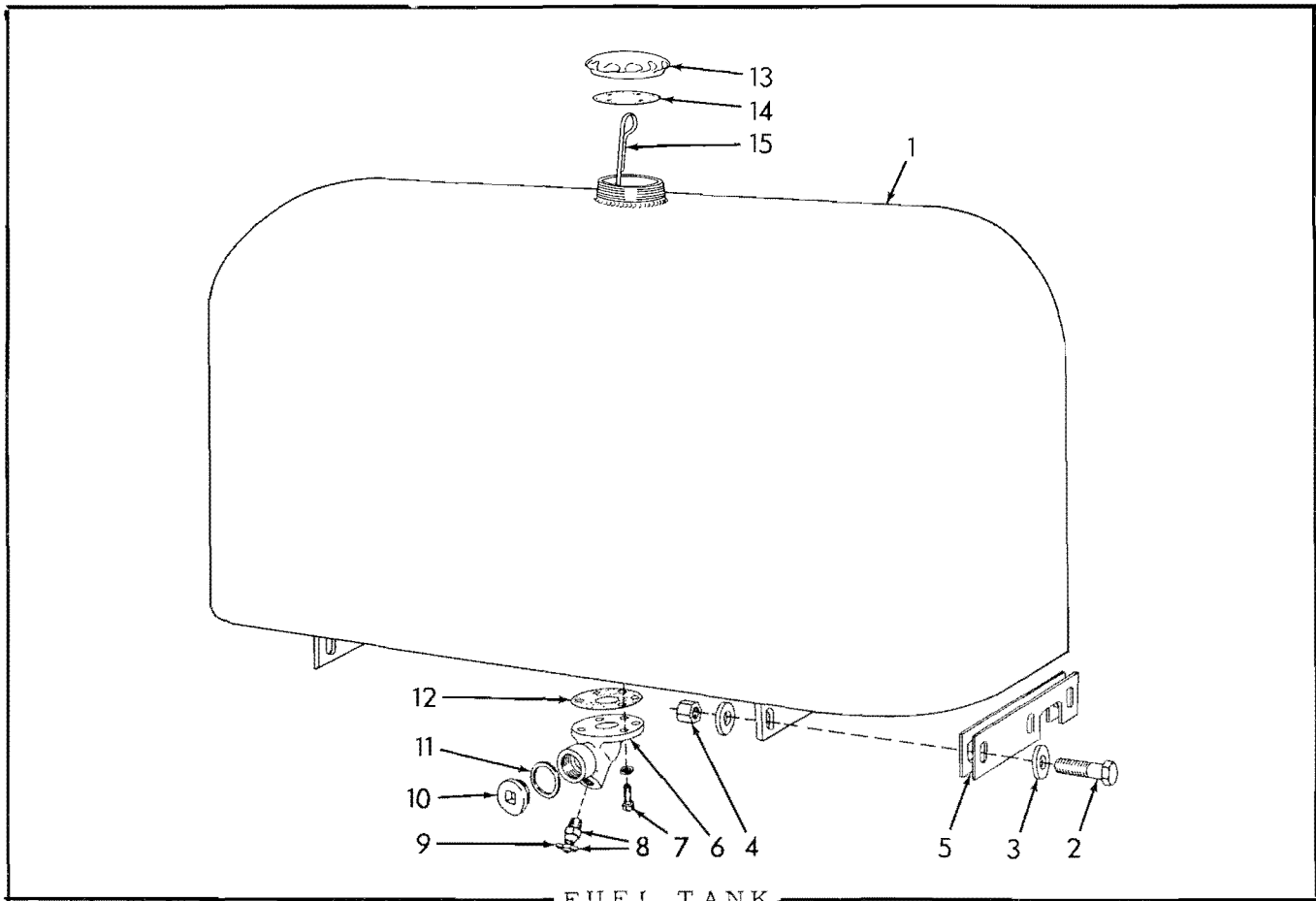


FUEL LINES (Second type)

FUEL LINES

USAGE: Effective with tractor serial No. 9157.

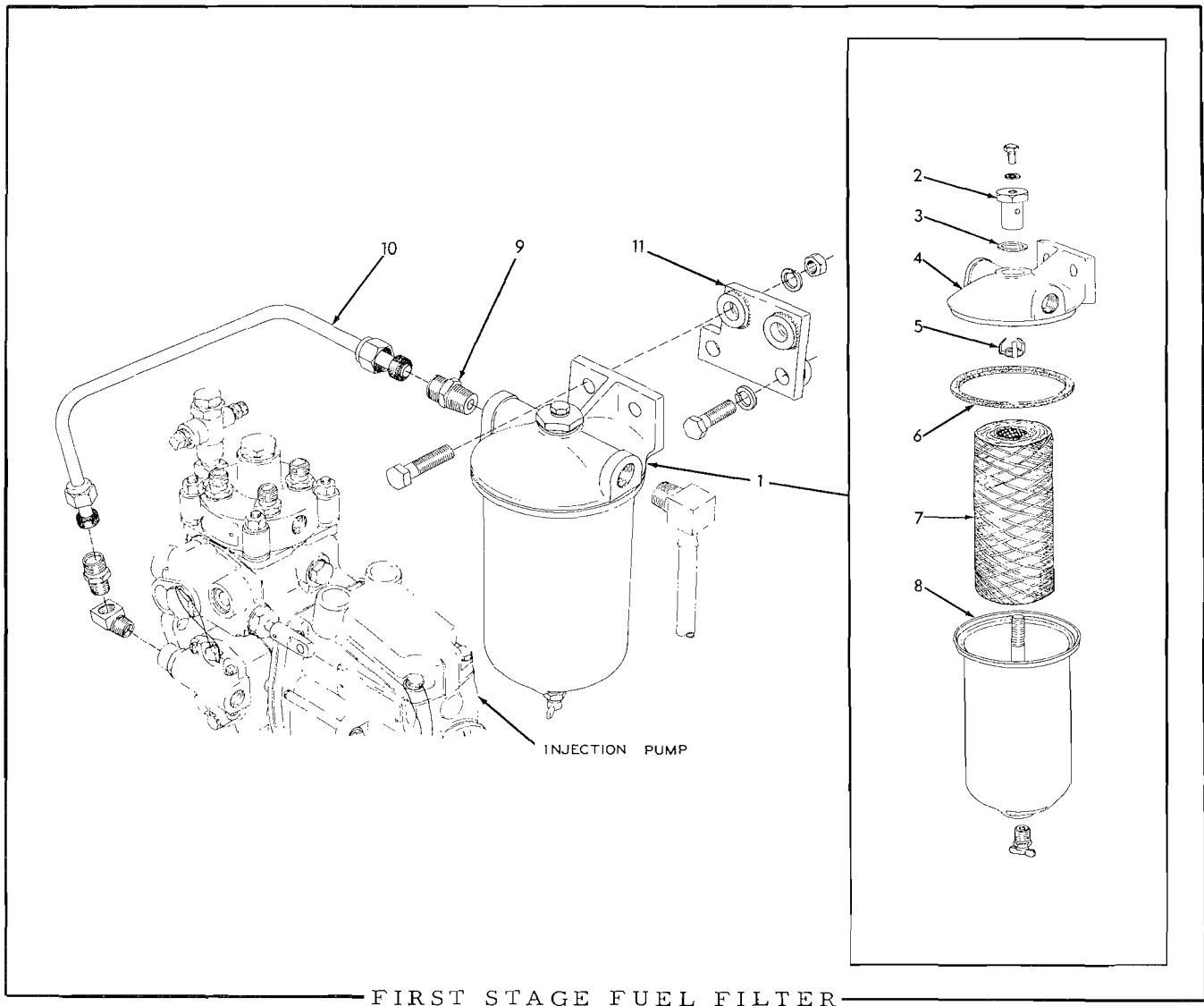
ITEM	PART NUMBER	QTY.	DESCRIPTION	PACKAGE NUMBER
1	061812	1	BUSHING fuel tank outlet	
	915389	1	ELBOW, street, 90°, brass, 3/8"NPT	
2	092727	1	COCK, fuel shut-off (Includes item 3)	
3	082189	1	HANDLE, fuel shut-off cock	
4	095875	1	HOSE ASSEMBLY, fuel supply line, rear (See page 242 for service parts)(Not used when special HEAVY-DUTY FUEL FILTER is installed)	
	919063	1	CONNECTOR, flare type, 1/2" tube, 3/8"NPT male	
5	094449	1	TUBE ASSEMBLY, fuel supply line (Includes nuts)	
6	095526	1	HOSE ASSEMBLY, fuel supply line, front (See page 242 for service parts)	
	919206	1	ELBOW, flare type, 90°, 1/2" tube, 3/8"NPT male	
7	094462	1	HOSE ASSEMBLY, fuel return line, front (See page 242 for service parts)	
	919140	1	CONNECTOR, flare type, 1/4" tube, 1/4"NPT male	
8	094447	1	TUBE ASSEMBLY, fuel return line (Includes nuts)	
9	095877	1	HOSE ASSEMBLY, fuel return line, rear (See page 242 for service parts)	
	919140	1	CONNECTOR, flare type, 1/4" tube, 1/4"NPT male	
10	094467	4	CLIP, hose supporting (large)	
11	035167	1	CAPSCREW, 3/8"NF x 7/8"	
12	036039	3	CAPSCREW, 3/8"NF x 1-3/8"	
	904206	4	LOCKWASHER, 3/8"	
13	087082	3	SPACER, hose supporting clip	
14	094527	3	CLIP, hose supporting (small)	
15	093752	2	BOOT, supply tube (rubber)	
16	093972	3	BOOT, return tube (rubber)	
17	047381	3	CLIP, supporting, return tube	
18	097534	2	CLIP, supporting, supply tube	
19	035167	2	CAPSCREW, 3/8"NF x 7/8"	
	904206	2	LOCKWASHER, 3/8"	
20	094527	1	CLIP, tube supporting (rubber-covered)	
21	035167	1	CAPSCREW, 3/8"NF x 7/8"	
	904206	1	LOCKWASHER, 3/8"	



FUEL TANK

ITEM	PART NUMBER	QTY.	DESCRIPTION	PACKAGE NUMBER
1	70093942	1	TANK, fuel (If for tractor prior to #9157 also order 1 BRACE 093809, 4 CAPSCREWS 070467, 4 LOCK-WASHERS 904208 and 4 NUTS 911043)	
2	70035073	6	CAPSCREW, 1/2"NF x 1-3/4" (Used prior to tractor #9157)	
	70035067	6	CAPSCREW, 1/2"NF x 2" (Effective with tractor #9157)	
3	70064531	12	WASHER, plain	
4	70038234	6	NUT, high, 1/2"NF	
5	70086215	8	SHIM, tank mounting (Use as req'd)	
6	70052360	1	ELBOW, fuel tank drain	
7	70036034	5	CAPSCREW, 3/8"NF x 1"	
	70904206	5	LOCKWASHER, 3/8"	
8	70633519	1	COCK ASSEMBLY, fuel tank drain (Includes item 9)	
9	70209359	1	STEM, drain cock	
10	70050594	1	PLUG, clean-out, fuel tank drain elbow	
11	70050595	1	GASKET, clean-out plug	
12	70050787	1	GASKET, fuel tank drain elbow	
13	70065612	1	CAP, fuel tank	
14	70065613	1	GASKET, fuel tank cap	
15	70085623	1	GAUGE, fuel level	

MEMO



FIRST STAGE FUEL FILTER

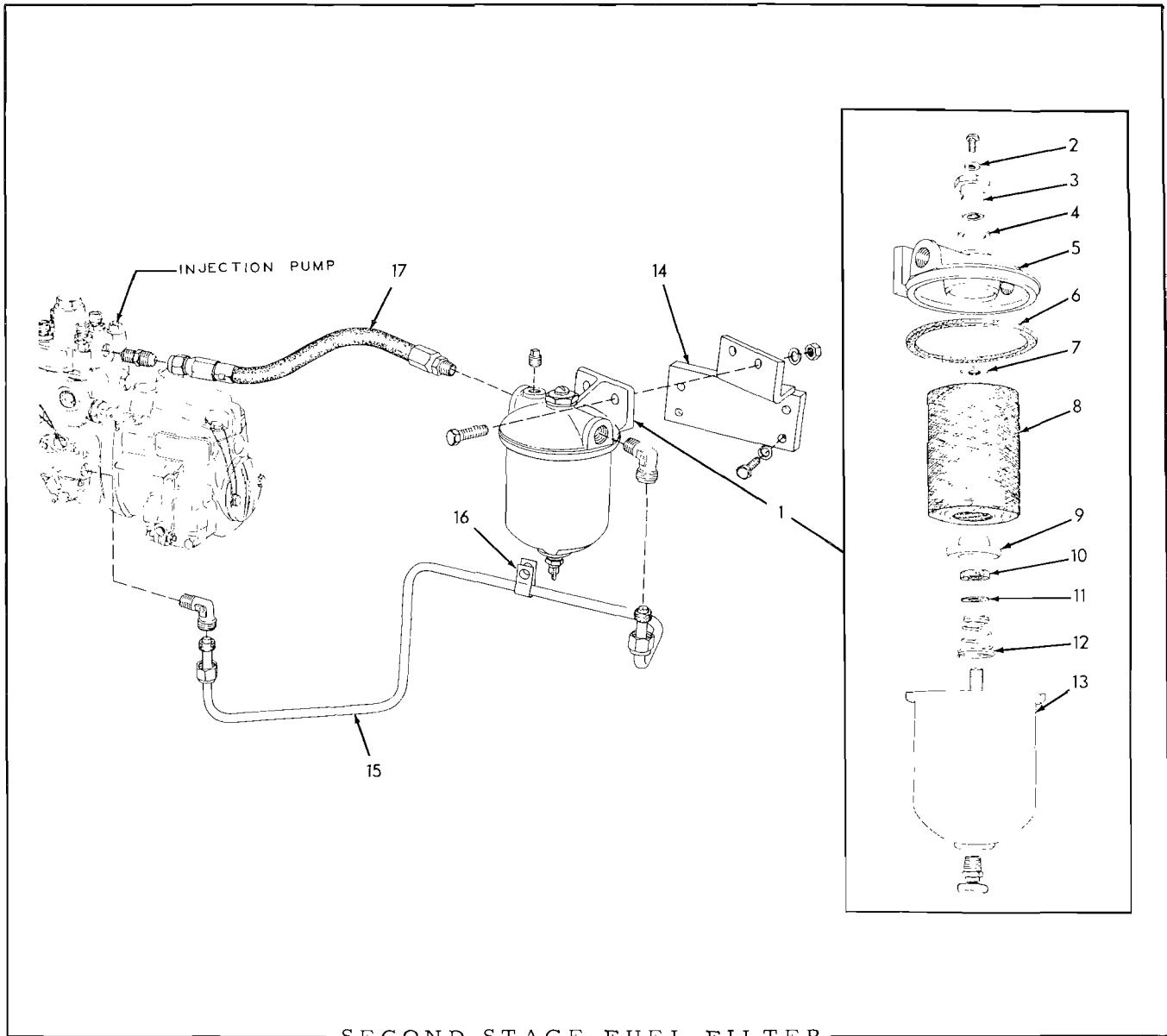
USAGE: Standard equipment prior to tractor serial No. 9157.  
Not used on tractors equipped with HEAVY-DUTY  
FUEL FILTER.

ITEM	PART NUMBER	QTY.	DESCRIPTION	PACKAGE NUMBER
1	4347786	1	FILTER ASSEMBLY, fuel (Consists of items 2 thru 8)	
	903632	2	CAPSCREW, 3/8"NC x 1-1/2"	
	904206	2	LOCKWASHER, 3/8"	
	910324	2	NUT, 3/8"NC	
2	065578	1	NUT, shell retaining	
	919288	1	CAPSCREW, 1/4"NC x 3/8"	
	914686	1	WASHER, plain, copper, 1/4" I. D.	
3	065579	1	GASKET, shell retaining nut	
4	4347790	1	HEAD, filter	
5	065581	1	GUIDE, element centering	
6	043130	1	GASKET, filter shell	

(Continued)

## FIRST STAGE FUEL FILTER (Continued)

ITEM	PART NUMBER	QTY.	DESCRIPTION	PACKAGE NUMBER
7	4347787	1	ELEMENT KIT, filter (Includes item 6)	
8	4347791	1	SHELL, filter	
	915433	1	COCK, drain, 1/4"NPT	
9	4254097	1	CONNECTOR, fuel line (Sealastic, 3/8" tube, 3/8"NPT male)	
10	4348514	1	LINE, filter to injection pump	
	918325	2	NUT, Sealastic, 3/8" tube (Includes swivel collar)	
	915367	2	RING, Sealastic, 3/8" tube (Includes ferrule)	
	915368	1	CONNECTOR, Sealastic, 3/8" tube, 1/4"NPT male	
	914588	1	ELBOW, street, brass, 90°, 1/4"NPT	
11	4348506	1	BRACKET, mounting	
	910245	2	CAPSCREW, 3/8"NC x 1-3/8"	
	904206	2	LOCKWASHER, 3/8"	



SECOND STAGE FUEL FILTER

USAGE: Tractors prior to serial No. 9157

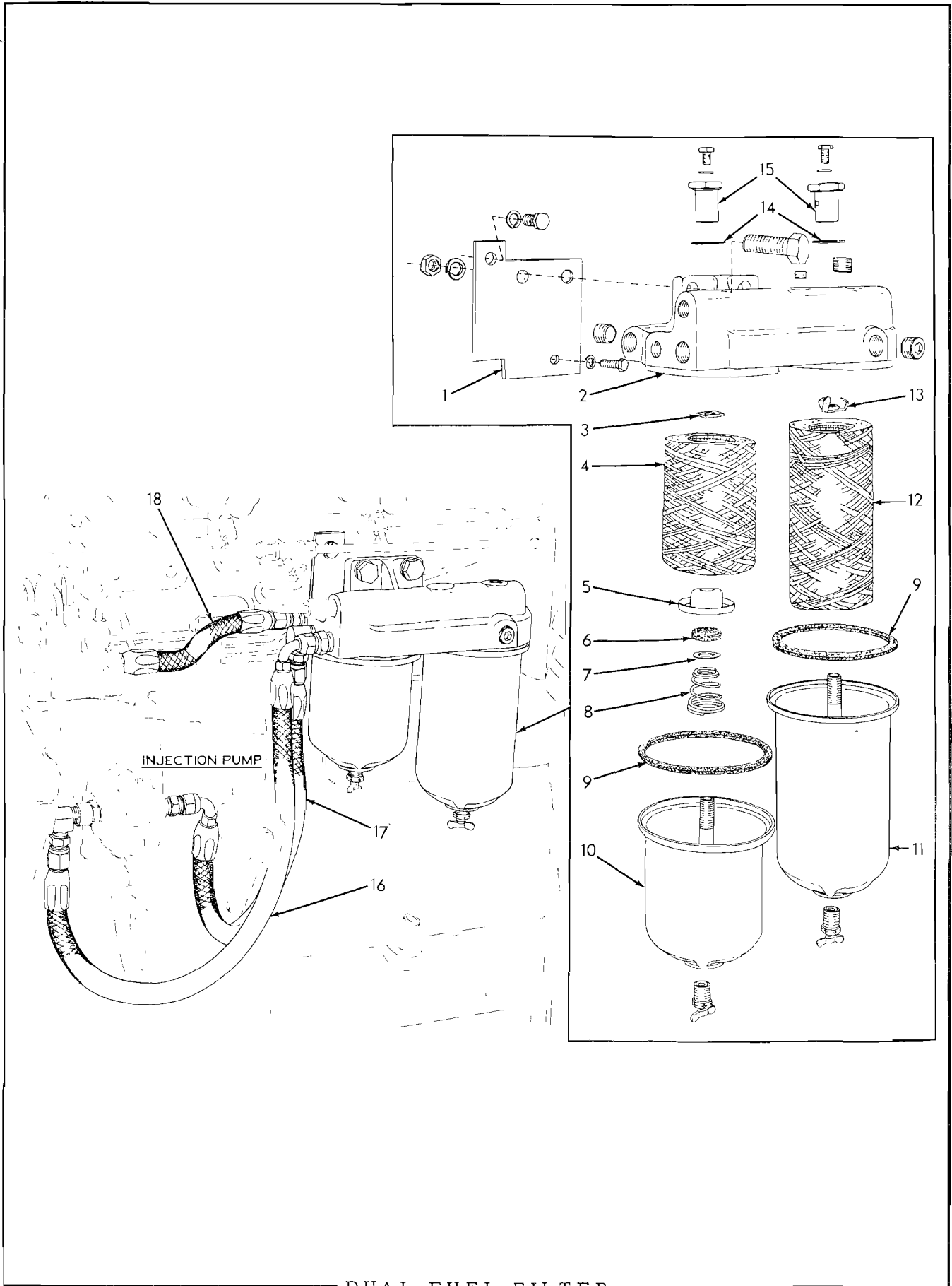
ITEM	PART NUMBER	QTY.	DESCRIPTION	PACKAGE NUMBER
1	4349146	1	FILTER ASSEMBLY, fuel (Includes items 2 thru 13)	
	903631	2	CAPSCREW, 3/8"NC x 1-1/4"	
	904206	2	LOCKWASHER, 3/8"	
	910324	2	NUT, 3/8"NC	
	901652	1	PLUG, pipe, 1/4"NPT	
2	065577	1	GASKET, bleeding screw	
3	065578	1	NUT, shell retaining	
	915432	1	SCREW, machine, 1/4"NC x 5/16"	
4	065579	1	GASKET, shell retaining nut	

(Continued)

SECOND STAGE FUEL FILTER (Continued)

ITEM	PART NUMBER	QTY.	DESCRIPTION	PACKAGE NUMBER
5	4347790	1	HEAD, filter (3/8"NPT connections)(Used prior to engine #89439)	
	4349147	1	HEAD, filter (1/4"NPT connections) (Effective with engine #89439)	
6	043130	1	GASKET, shell	
7	067481	1	GUIDE, element centering	
8	065583	1	ELEMENT KIT (Includes items 6, 10 and 11)	
9	065584	1	PLATE, element seating	
10	-----	1	GASKET, element seating plate (Furnished only as part of item 8)	
11	-----	1	WASHER, seating plate gasket (Furnished only as part of item 8)	
12	065585	1	SPRING, element	
13	065582	1	SHELL, filter	
	915433	1	COCK, drain, T-handle, 1/4"NPT	
14	4348832	1	BRACKET, filter mounting	
	905662	4	CAPSCREW, 5/16"NC x 1-1/8"	
	904205	4	LOCKWASHER, 5/16"	
15	4348518	1	LINE, pump to filter	
	918325	2	NUT, Sealastic, 3/8" tube (Includes swivel collar)	
	915367	2	RING, Sealastic, 3/8" tube (Includes ferrule)	
	915369	2	ELBOW, Sealastic, 90°, 3/8" tube, 1/4"NPT male	
	901826	1	BUSHING, pipe reducing, 3/8"NPT to 1/4"NPT (Used prior to engine #89439)	
16	040796	1	CLIP, tube supporting	
17	4344810	1	HOSE, filter to pump (12-1/4" long)(Used prior to engine #89439)	
	4253100	1	TEE, pipe reducing, 1/4"NPT side, 1/4"NPT and 3/8"NPT ends	
	901489	1	NIPPLE pipe, 3/8"NPT x 1"	
	4504056	1	HOSE, filter to pump (14" long)(Effective with engine #89439)	
	912324	1	CONNECTOR, flare type, 3/8" tube, 1/4"NPT male	



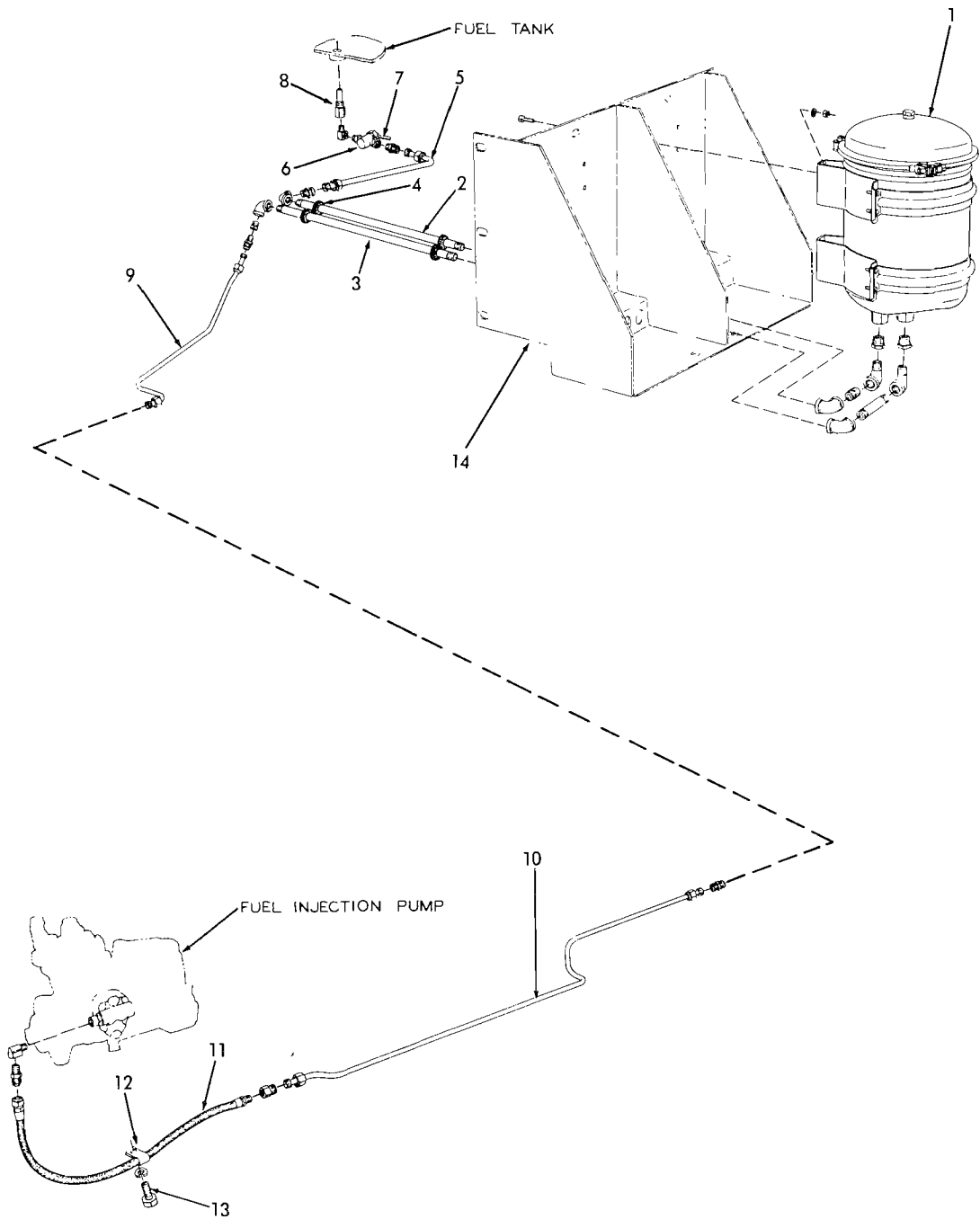


DUAL FUEL FILTER

DUAL FUEL FILTER

USAGE: Effective with tractor serial No. 9157. Also see pages 49 and 51 for supplementary HEAVY-DUTY FUEL FILTER.

ITEM	PART NUMBER	QTY.	DESCRIPTION	PACKAGE NUMBER
1	4349641	1	BRACKET, filter mounting	
	903771	1	CAPSCREW, 5/16"NC x 7/8"	
	904205	1	LOCKWASHER, 5/16"	
	903775	1	CAPSCREW, 3/8"NC x 7/8"	
	904206	1	LOCKWASHER, 3/8"	
2	4377259	1	HEAD ASSEMBLY (Includes PLUGS indented below)	
	917673	2	PLUG, pipe, hex-socket, 1/8"NPT	
	918850	1	PLUG, pipe, hex-socket, 1/4"NPT	
	918887	3	PLUG, pipe, hex-socket, 3/8"NPT	
	915666	2	CAPSCREW, 1/2"NC x 1-3/8"	
	904208	2	LOCKWASHER, 1/2"	
	910325	2	NUT, 1/2"NC	
3	067481	1	GUIDE, element centering, second stage filter	
4	065583	1	ELEMENT KIT, second stage filter (Includes items 6, 7 and 9)	
5	065584	1	PLATE, element seating, second stage filter	
6	-----	1	GASKET, element seating plate (Furnished only as part of item 4)	
7	-----	1	WASHER, seating plate gasket (Furnished only as part of item 4)	
8	065585	1	SPRING, second stage filter	
9	043130	2	GASKET, filter shell	
10	065582	1	SHELL second stage filter	
	915433	1	COCK, drain, 1/4"NPT	
11	4347791	1	SHELL, first stage filter	
	915433	1	COCK, drain, 1/4"NPT	
12	4347787	1	ELEMENT KIT, first stage filter (Includes item 9)(Not used when Heavy-Duty Filter is installed)	
13	065581	1	GUIDE, element centering, first stage filter	
14	065579	2	GASKET, shell retaining nut	
15	065578	2	NUT, shell retaining	
	906692	2	CAPSCREW, 1/4"NC x 3/8"	
	914686	2	WASHER, plain, copper, 1/4"I.D.	
16	4335898	1	HOSE ASSEMBLY, first stage filter to transfer pump (See page 242 for service parts)	
	919172	1	CONNECTOR, flare type, 3/8" tube, 3/8"NPT male	
	919062	1	CONNECTOR, flare type, 3/8" tube, 1/4"NPT male	
	918374	1	ELBOW, street, 90°, brass, 1/4"NPT	
17	4335935	1	HOSE ASSEMBLY, transfer pump to second stage filter (See page 242 for service parts)	
	919062	2	CONNECTOR, flare type, 3/8" tube, 1/4"NPT male	
	918374	1	ELBOW, street, 90°, brass, 1/4"NPT	
18	4349776	1	HOSE ASSEMBLY, filter to injection pump (See page 242 for service parts)	
	919172	1	CONNECTOR, flare type, 3/8" tube, 3/8"NPT male	

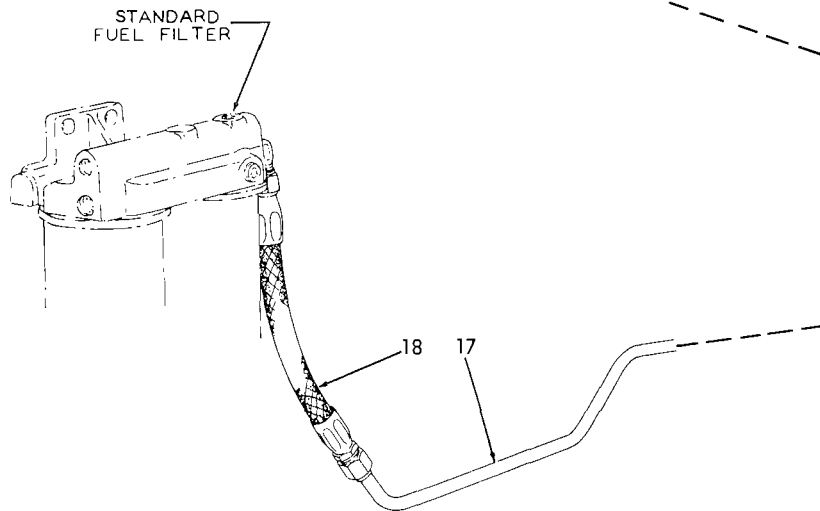
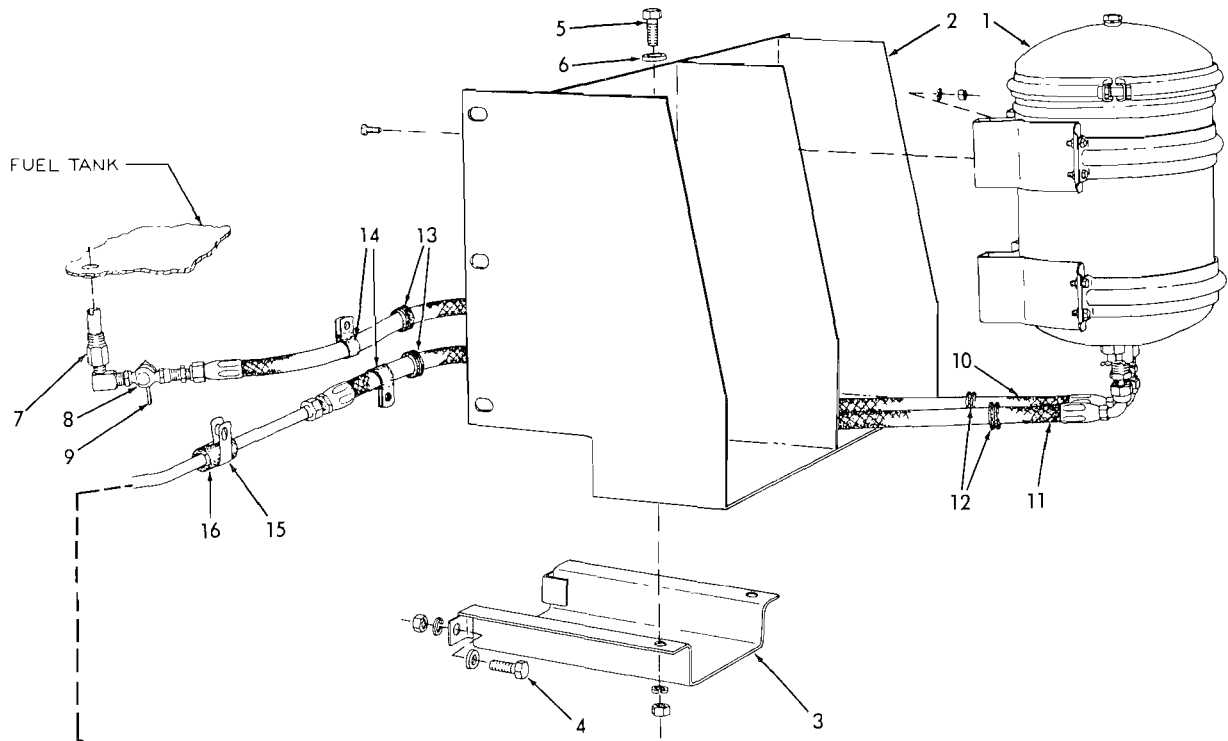


HEAVY-DUTY FUEL FILTER (First type)

HEAVY-DUTY FUEL FILTER

USAGE: Special Equipment. Replaces standard first-stage fuel filter on tractors prior to serial No. 9157.

ITEM	PART NUMBER	QTY.	DESCRIPTION	PACKAGE NUMBER
1	082441	1	FILTER ASSEMBLY, fuel (See page 34 for service parts)	
	910167	8	CAPSCREW, 5/16"NF x 3/4"	
	904205	8	LOCKWASHER, 5/16"	
	913636	8	NUT, 5/16"NF	
2	089017	1	PIPE, supply line (18-1/8" long)	
	904271	1	BUSHING, pipe reducing, 1/2"NPT to 3/8"NPT	
	901723	1	ELBOW, street, 90°, 3/8"NPT	
	901489	1	NIPPLE, pipe, 3/8"NPT x 1"	
	901678	2	ELBOW, pipe, 90°, 3/8"NPT	
3	089018	1	PIPE, discharge line (19-7/16" long)	
	904271	1	BUSHING, pipe reducing, 1/2"NPT to 3/8"NPT	
	901723	1	ELBOW, street, 90°, 3/8"NPT	
	901495	1	NIPPLE, pipe, 3/8"NPT x 4"	
	901678	2	ELBOW, pipe, 90°, 3/8"NPT	
4	093748	4	GROMMET, pipe protecting (rubber)	
5	088972	1	TUBE, tank to filter	
	918564	2	NUT, Sealastic, 1/2" tube	
	915377	2	RING, Sealastic, 1/2" tube (Includes ferrule)	
	915378	2	CONNECTOR, Sealastic, 1/2" tube, 3/8"NPT male	
6	092727	1	COCK, fuel shut-off (3/8"NPT male and female)(Includes item 7)	
	915389	1	ELBOW, street, brass, 90°, 3/8"NPT	
7	082189	1	HANDLE, fuel shut-off cock	
8	061812	1	BUSHING, fuel tank outlet	
9	088982	1	TUBE, filter to pump, rear section	
	918325	2	NUT, Sealastic, 3/8" tube	
	915367	2	RING, Sealastic, 3/8" tube (Includes ferrule)	
	915368	1	CONNECTOR, Sealastic, 3/8" tube, 1/4"NPT male	
	901826	1	BUSHING, pipe reducing, 3/8"NPT to 1/4"NPT	
10	088995	1	TUBE, filter to pump, front section	
	918325	2	NUT, Sealastic, 3/8" tube	
	915367	2	RING, Sealastic, 3/8" tube (Includes ferrule)	
	915386	1	UNION, Sealastic, 3/8" tube	
	915760	1	CONNECTOR, Sealastic, 3/8" tube, 1/4"NPT female	
11	089878	1	HOSE, fuel line	
	912324	1	CONNECTOR, flare type, 3/8" tube, 1/4"NPT male	
	914588	1	ELBOW, street, brass, 90°, 1/4"NPT	
12	091046	1	CLIP, hose supporting	
13	036034	1	CAPSCREW, 3/8"NF x 1"	
	904206	1	LOCKWASHER, 3/8"	
14	-----	-	BRACKET, mounting (See HEAVY-DUTY OIL FILTER)	

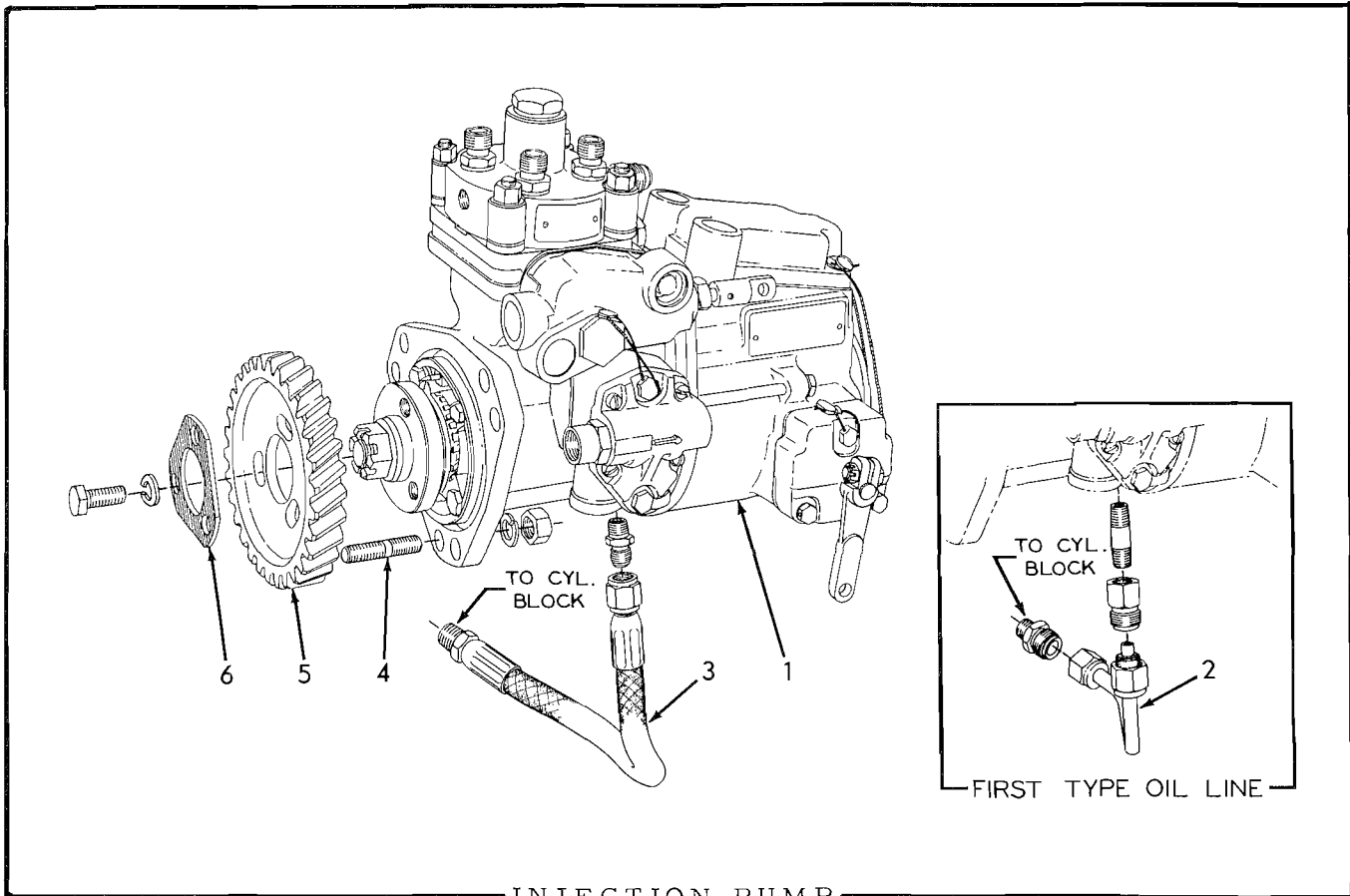


HEAVY-DUTY FUEL FILTER (Second type)

HEAVY-DUTY FUEL FILTER

USAGE: Special equipment. Supplements standard fuel filter effective with tractor serial No. 9157.

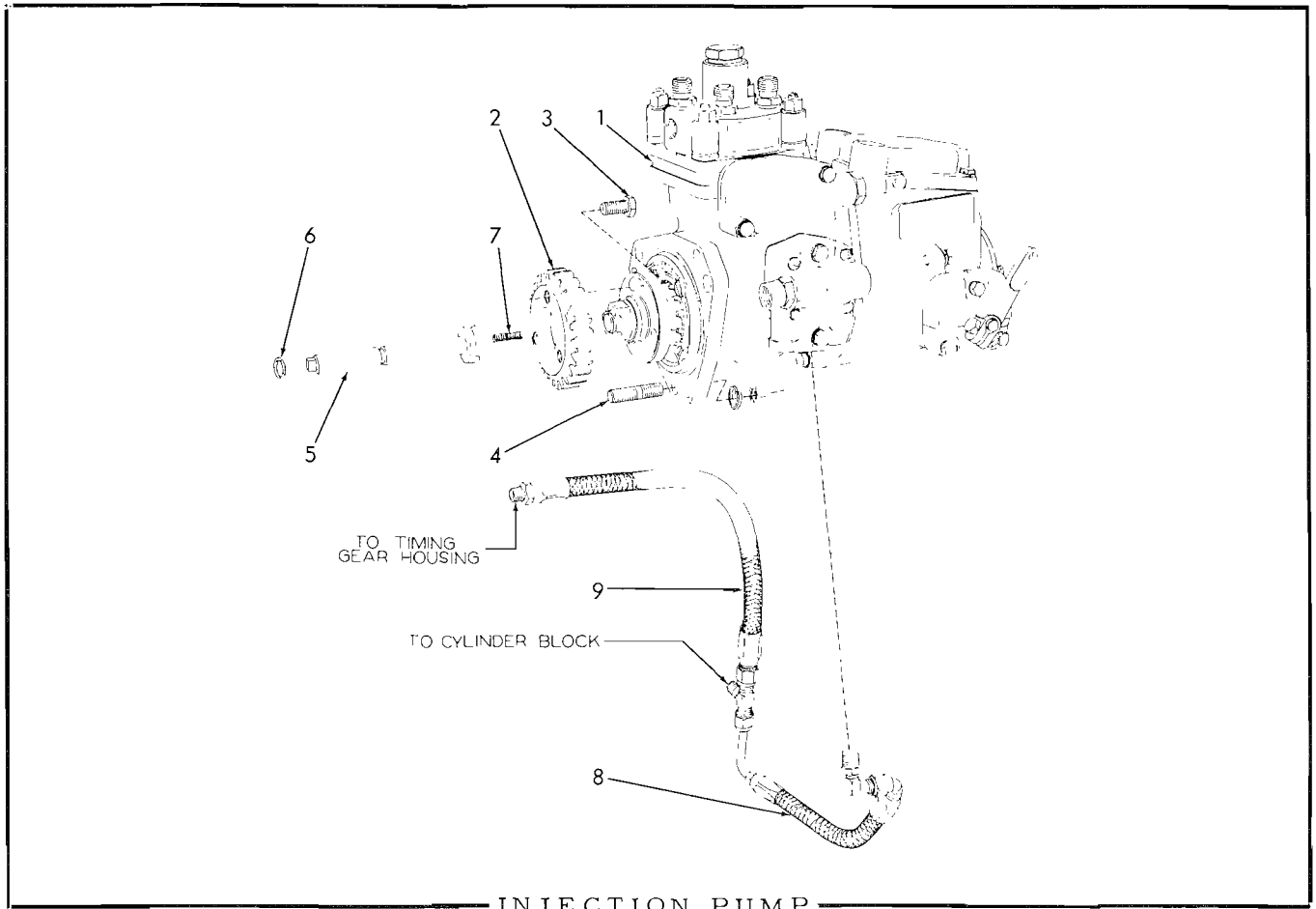
ITEM	PART NUMBER	QTY.	DESCRIPTION	PACKAGE NUMBER
1	082441	1	FILTER ASSEMBLY (See page 34 for service parts)	
	910167	8	CAPSCREW, 5/16"NF x 3/4"	
	904205	8	LOCKWASHER, 5/16"	
	913636	8	NUT, 5/16"NF	
2	094433	1	BRACKET, mounting	
3	094436	1	GUARD, fuel and oil lines	
4	035018	2	CAPSCREW, 1/2"NF x 1-1/2"	
5	035073	2	CAPSCREW, 1/2"NF x 1-3/4"	
6	064531	4	WASHER, plain	
	904208	4	LOCKWASHER, 1/2"	
	911043	4	NUT, 1/2"NF	
7	061812	1	BUSHING, fuel tank outlet	
8	092727	1	COCK, fuel shut-off (Includes item 9)	
	915389	1	ELBOW, street, brass, 90°, 3/8"NPT male	
9	082189	1	HANDLE, fuel shut-off cock	
10	095872	1	HOSE ASSEMBLY, tank to filter (See page 242 for service parts)	
	919063	1	CONNECTOR, flare type, 1/2" tube, 3/8"NPT male	
	919128	1	CONNECTOR, flare type, 1/2" tube, 1/2"NPT male	
11	095983	1	HOSE ASSEMBLY, filter to engine, rear (See page 242 for service parts)	
	919128	1	CONNECTOR, flare type, 1/2" tube, 1/2"NPT male	
12	096034	2	GROMMET, hose protecting, outer	
13	093748	2	GROMMET, hose protecting, inner	
14	094467	3	CLIP, hose supporting	
15	097534	3	CLIP, tube supporting	
16	093752	3	BOOT, tube protecting	
17	094449	1	TUBE ASSEMBLY, filter to engine (Includes nuts)	
18	095526	1	HOSE ASSEMBLY, filter to engine, front (See page 242 for service parts)	
	919206	1	ELBOW, 90°, flare type, 1/2" tube, 3/8"NPT	



INJECTION PUMP

USAGE: Engines prior to serial No. 6-10368.

ITEM	PART NUMBER	QTY.	DESCRIPTION	PACKAGE NUMBER
1	74348761	1	PUMP ASSEMBLY, fuel injection (See your " Fiat-Allis " dealer for service)	
2	74348474	1	LINE, oil, cylinder block to injection pump (Used prior to engine #6-9154)	
	70918235	2	NUT, Sealastic, 5/16" tube	
	70915852	2	RING, Sealastic, 5/16" tube (Includes ferrule)	
	70915854	1	CONNECTOR, Sealastic, 5/16" tube, 1/8"NPT male	
	70917980	1	CONNECTOR, Sealastic, 5/16" tube, 1/8"NPT female	
	70910205	1	NIPPLE, pipe, 1/8"NPT x 1-1/4"	
3	74335557	1	HOSE ASSEMBLY, cylinder block to injection pump (See page 242 for service parts)(Effective with engine #6-9154)	
	70919171	1	CONNECTOR, flare type, 1/4" tube, 1/8"NPT male	
4	74346347	3	STUD, injection pump attaching	
	70904206	3	LOCKWASHER, 3/8"	
	70910123	3	NUT, 3/8"NF	
5	74348438	1	GEAR, injection pump drive	
	70912180	3	CAPSCREW, 3/8"NF x 7/8"	
	70904206	3	LOCKWASHER, 3/8"	
6	74347836	1	PLATE, serrated, injection pump drive gear	

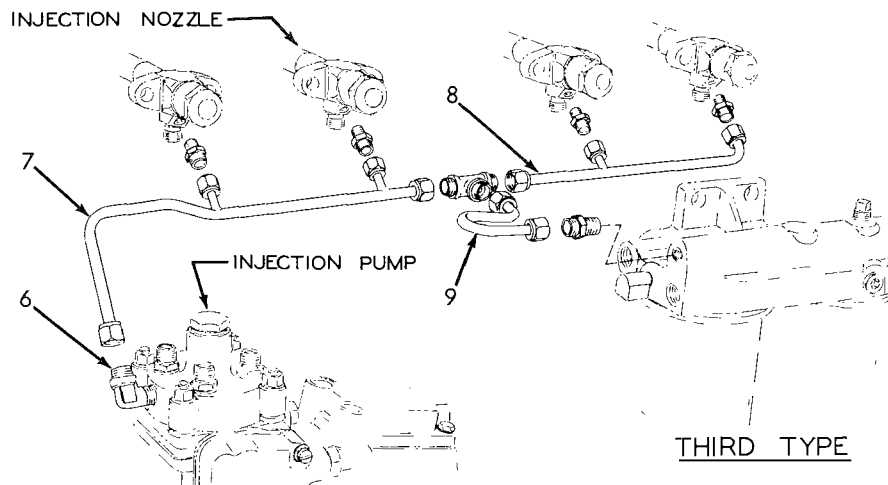
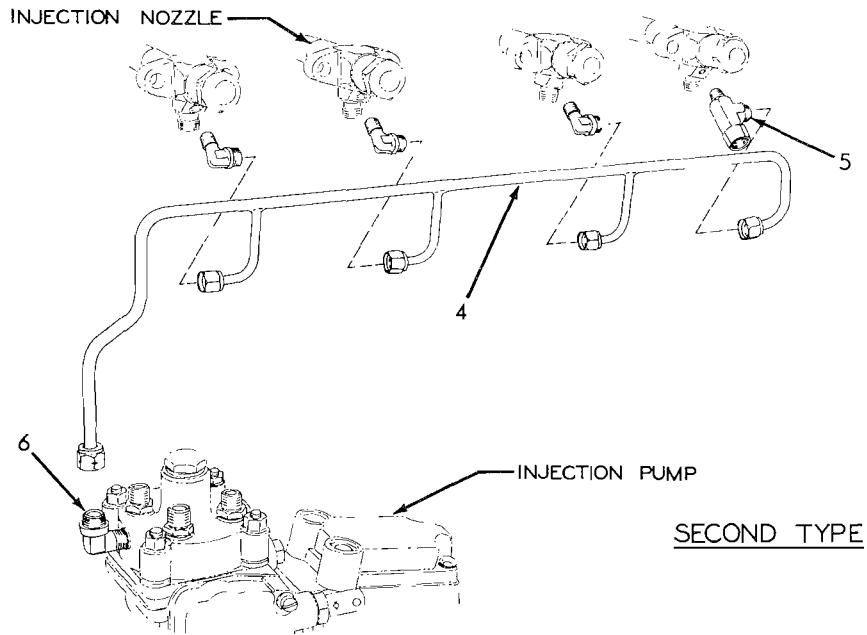
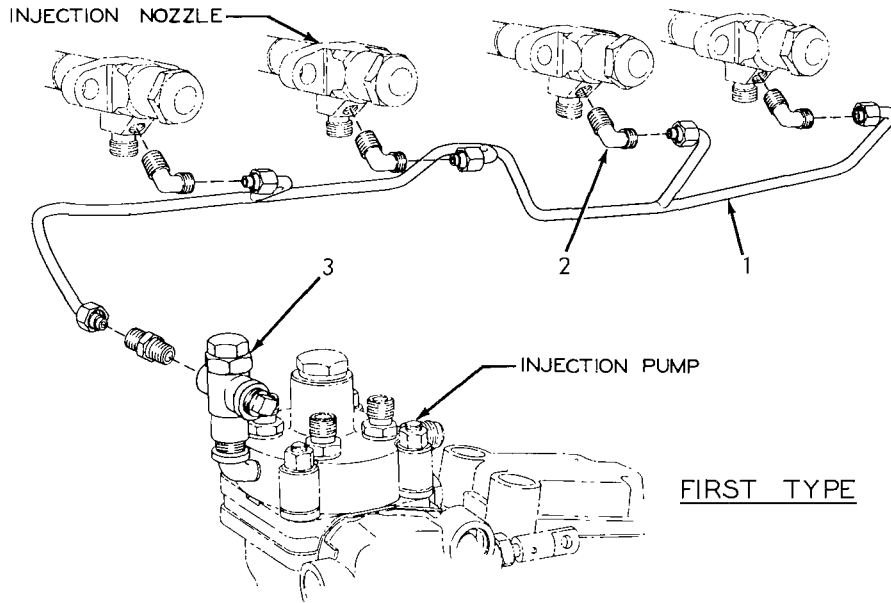


INJECTION PUMP

USAGE: Effective with engine serial No. 6-10368.

ITEM	PART NUMBER	QTY.	DESCRIPTION	PACKAGE NUMBER
1	74349677	1	PUMP ASSEMBLY, fuel injection (See your "Fiat-Allis" dealer for service)	
2	74347834	1	GEAR, injection pump coupling	
3	74347447	3	CAPSCREW (thin head, 3/8"NF x 3/4")	
4	74346347	3	STUD, pump attaching	
	70904206	3	LOCKWASHER, 3/8"	
	70910123	3	NUT, 3/8"NF	
5	74335444	1	SHAFT, timing	
6	74253104	1	RING, sealing, timing shaft	
7	74346704	1	SPRING, timing shaft	
8	74335931	1	HOSE ASSEMBLY, cylinder block to injection pump (See page 242 for service parts)	
	70920215	1	NIPPLE, hex, 1/8"NPT	
	70919249	1	ELBOW, flare type, 1/4" tube, 1/8"NPT female	
	70919773	1	TEE, flare type, 1/4" tube, 1/8"NPT male side	
9	74335716	1	HOSE ASSEMBLY, cylinder block to gear housing (See page 242 for service parts)	



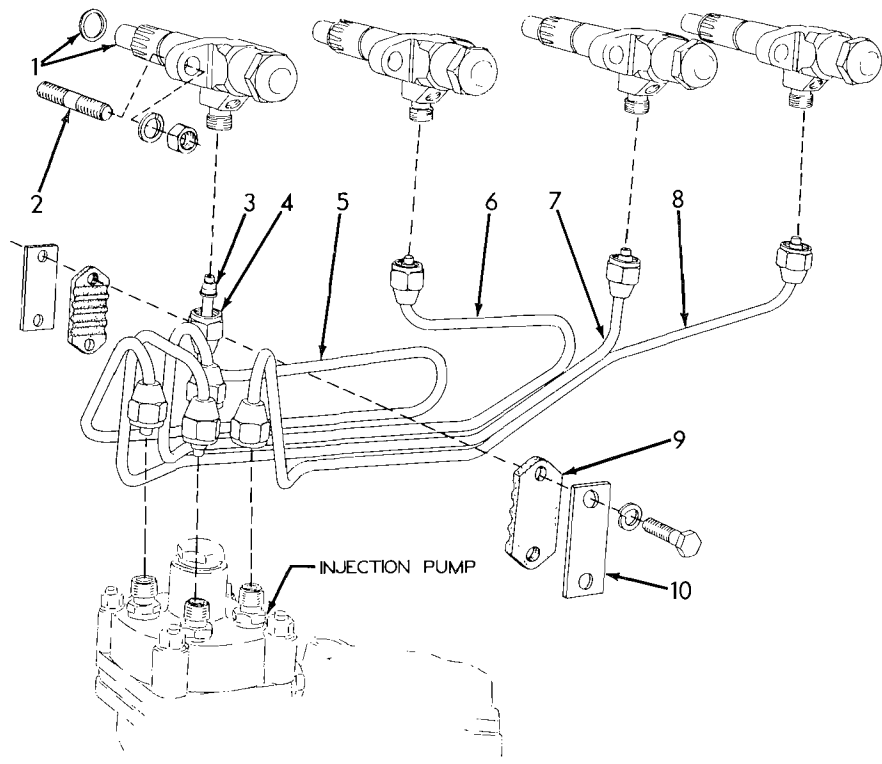


FUEL RETURN MANIFOLD

FUEL RETURN MANIFOLD

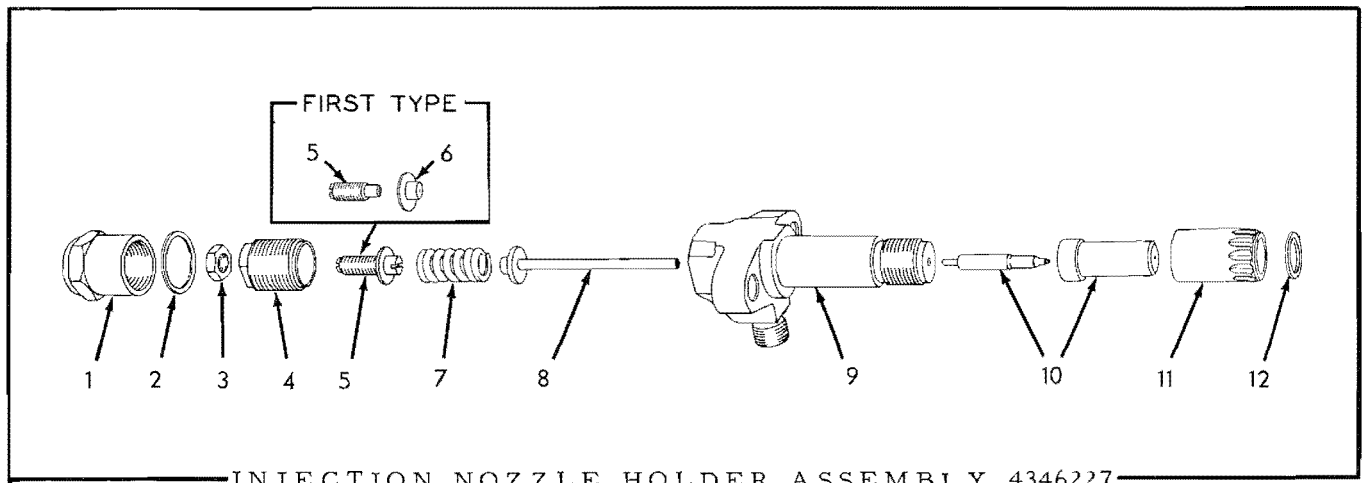
\* Used prior to engine serial No. 6-7790  
 \*\* Used on engines serial No. 6-7790 thru 6-9153  
 \*\*\* Effective with engine serial No. 6-9154 (Tractor No. 9157)

ITEM	PART NUMBER	QUANTITY			DESCRIPTION	PACKAGE NUMBER
		*	**	***		
1	4348168	1	-	-	MANIFOLD ASSEMBLY (Includes NUTS and SLEEVES indented below)	
	911437	5	-	-	NUT, compression fitting, 1/4" tube	
	911435	5	-	-	SLEEVE, compression fitting, 1/4" tube	
	914626	1	-	-	CONNECTOR, compression type, 1/4" tube, 1/8"NPT male	
2	4349376	4	-	-	ELBOW, compression type, 1/4" tube, 1/8"NPT male	
	4040718	1	-	-	VALVE ASSEMBLY, pressure relief	
	901722	1	-	-	ELBOW, street, 90°, 1/4"NPT	
4	4348700	-	1	-	MANIFOLD ASSEMBLY (Includes NUTS and SLEEVES indented below)	
	917809	-	3	-	NUT, Imperial, 1/4" tube	
	918804	-	1	-	NUT, Imperial, 5/16"	
	917806	-	3	-	SLEEVE, Imperial, 1/4" tube	
	918802	-	1	-	SLEEVE, Imperial, 5/16" tube	
	919040	-	3	-	ELBOW, Imperial, 1/4" tube, 1/8"NPT male	
5	4335164	-	1	-	TEE, service, Imperial, 5/16" tube, 1/8"NPT male, 1/4"NPT female	
	4348705	-	1	1	ELBOW ASSEMBLY (Restricted. Includes NUT and SLEEVE indented below)	
	918804	-	1	1	NUT, Imperial, 5/16" tube	
	918802	-	1	1	SLEEVE, Imperial, 5/16" tube	
7	4349685	-	-	1	TUBE ASSEMBLY, front (Includes NUT and SLEEVE indented below)	
	917809	-	-	2	NUT, Imperial, 1/4" tube	
	918804	-	-	1	NUT, Imperial, 5/16" tube	
	917806	-	-	2	SLEEVE, Imperial, 1/4" tube	
	918802	-	-	1	SLEEVE, Imperial, 5/16" tube	
	919800	-	-	2	CONNECTOR, Imperial, 1/4" tube, 1/8"NPT male	
8	4349686	-	-	1	TUBE ASSEMBLY, rear (Includes NUTS and SLEEVES indented below)	
	917809	-	-	1	NUT, Imperial, 1/4" tube	
	918804	-	-	2	NUT, Imperial, 5/16" tube	
	917806	-	-	1	SLEEVE, Imperial, 1/4" tube	
	918802	-	-	2	SLEEVE, Imperial, 5/16" tube	
	919800	-	-	1	CONNECTOR, Imperial, 1/4" tube, 1/8"NPT male	
	4250155	-	-	1	CONNECTOR, Imperial, 5/16" tube, 1/8"NPT male	
9	4349644	-	-	1	TUBE ASSEMBLY, manifold tubes to filter (Includes NUTS and SLEEVES indented below)	
	918804	-	-	2	NUT, Imperial, 5/16" tube	
	918802	-	-	2	SLEEVE, Imperial, 5/16" tube	
	919798	-	-	1	TEE, union, Imperial, 5/16" tube	
	4252641	-	-	1	CONNECTOR, Imperial, 5/16" tube, 1/4"NPT male	



INJECTION NOZZLES AND LINES

ITEM	PART NUMBER	QTY.	DESCRIPTION	PACKAGE NUMBER
1	4346227	4	HOLDER ASSEMBLY, injection nozzle (See page 57 for service parts)(Used on all engines except serial Nos. 6-10284 thru 6-10369 and Nos. 6-10457 thru 6-10488)	
	4378055	4	HOLDER ASSEMBLY, injection nozzle (See page 58 for service parts)(Used only on engines serial Nos. 6-10284 thru 6-10369 and 6-10457 thru 6-10488)	
2	4335573	8	STUD, injection nozzle holder	
	904206	8	LOCKWASHER, 3/8"	
	910123	8	NUT, 3/8"NF	
3	4501149	8	SLEEVE, fuel injection line	
4	4504409	8	NUT, fuel injection line	
5	4348175	1	LINE, fuel injection (#1 cylinder)	
6	4348176	1	LINE, fuel injection (#2 cylinder)	
7	4348177	1	LINE, fuel injection (#3 cylinder)	
8	4348178	1	LINE, fuel injection (#4 cylinder)	
9	4507360	2	SPACER, fuel injection lines (half only)	
10	4507416	2	PLATE, fuel injection line spacer	
	915857	2	CAPSCREW, 5/16"NC x 1-3/8"	
	904205	2	LOCKWASHER, 5/16"	

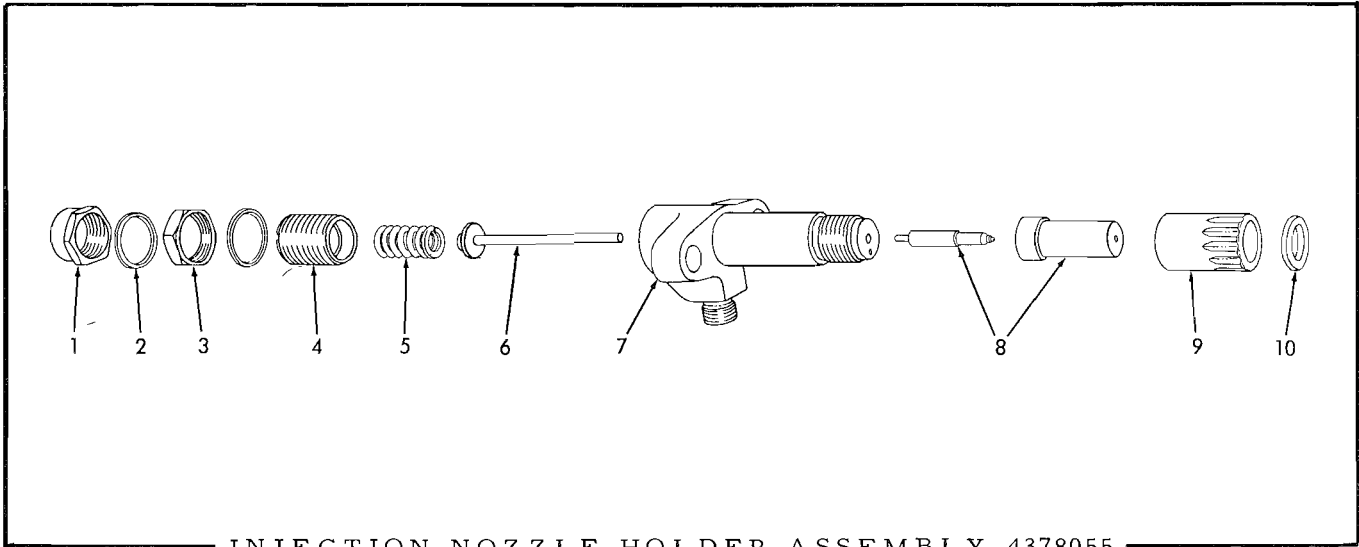


INJECTION NOZZLE HOLDER ASSEMBLY 4346227

PART ITEM NUMBER	QTY.	DESCRIPTION	PACKAGE NUMBER
---------------------	------	-------------	-------------------

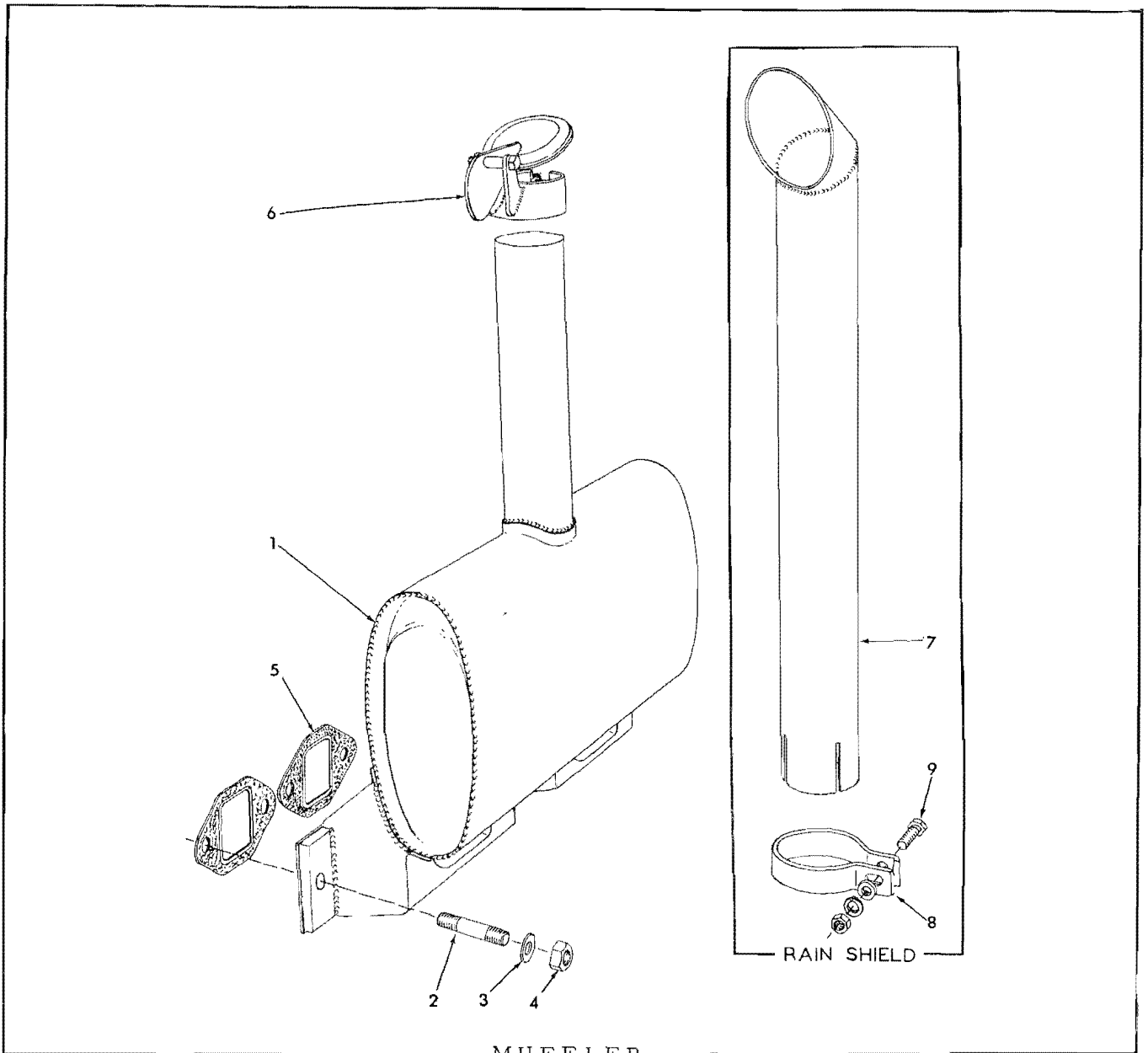
NOTE: See page 56 for listing of complete Assembly.  
Quantities indicated below are for one (1)  
Assembly only.

1	4040099	1	CAP, nozzle holder	
2	4372113	1	GASKET, nozzle holder cap	
3	4040098	1	NUT, nozzle holder screw	
4	4040096	1	NUT, nozzle holder spring	
5	4040097	1	SCREW, nozzle holder spring (First type)(Order SCREW 4047538)	
	4047538	1	SCREW, nozzle holder spring (Second type)	
6	4040095	1	SEAT, nozzle holder spring (Used with SCREW 4040097 only)(Order SCREW 4047538)	
7	4371121	1	SPRING, nozzle holder	
8	4040552	1	SPINDLE, nozzle holder	
9	4040553	1	BODY, nozzle holder	
10	4380445	1	NOZZLE ASSEMBLY, injection (Consists of 1 body, 1 valve and item 12)	
11	4040100	1	NUT, injection nozzle	
12	4511204	1	GASKET, injection nozzle holder . . . . .	4349764



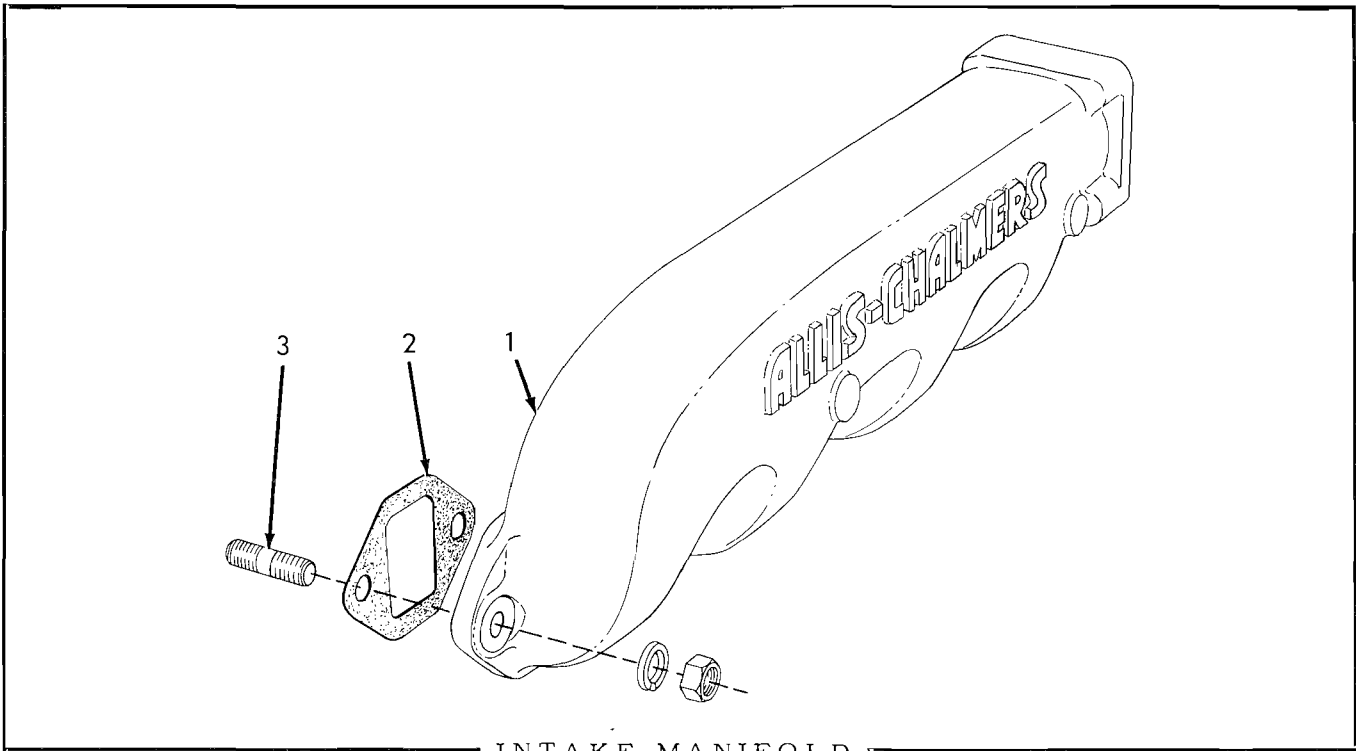
INJECTION NOZZLE HOLDER ASSEMBLY 4378055

ITEM	PART NUMBER	QTY.	DESCRIPTION	PACKAGE NUMBER
NOTE: See page 56 for listing of complete Assembly. Quantities indicated are for one (1) Assembly only.				
1	4511215	1	NUT, nozzle holder	
2	4511243	2	GASKET, nozzle holder nut	
3	4511213	1	LOCKNUT, nozzle holder screw	
4	4511214	1	SCREW, nozzle holder spring	
5	4380652	1	SPRING, nozzle holder	
6	-----	1	SPINDLE, nozzle holder (Not serviced separately)	
7	-----	1	BODY, nozzle holder (Not serviced separately)	
8	4380445	1	NOZZLE ASSEMBLY, injection (Consists of 1 body, 1 valve and item 10)	
9	4511217	1	NUT, injection nozzle	
10	4511204	1	GASKET, injection nozzle holder . . . . .	4349764



MUFFLER

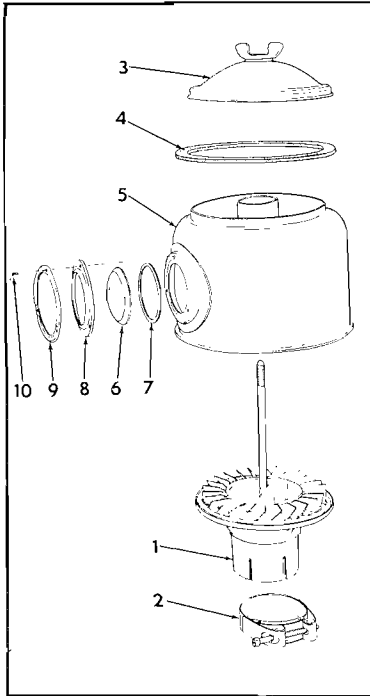
ITEM	PART NUMBER	QTY.	DESCRIPTION	PACKAGE NUMBER
1	70086767	1	MUFFLER, exhaust	
2	74346208	8	STUD	
3	74371107	8	WASHER, plain	
4	74253270	8	NUT	
5	74348063	4	GASKET, muffler to cylinder head . . . . .	4349764
NOTE: The following items are Special Equipment.				
6	70068963	1	RAINCAP, exhaust pipe	
7	70077250	1	SHIELD, rain, exhaust pipe	
8	70077247	1	CLAMP, exhaust pipe rain shield	
9	70203188	1	CAPSCREW, 3/8"NF x 1-1/2"	
	70900817	1	WASHER, plain, U.S. std., 3/8"	
	70904206	1	LOCKWASHER, 3/8"	
	70911041	1	NUT, 3/8"NF	



INTAKE MANIFOLD

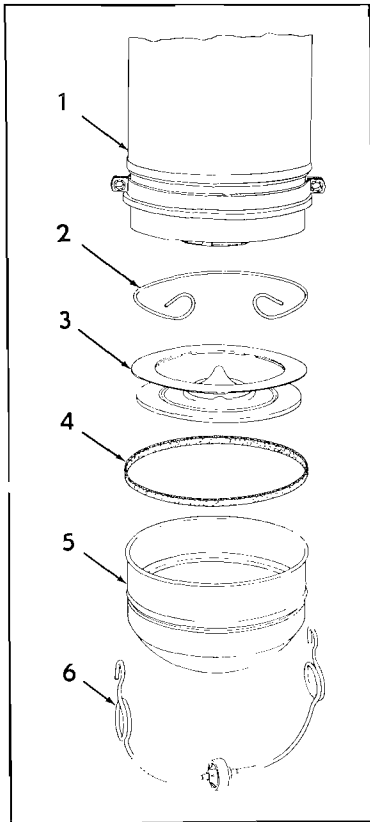
ITEM	PART NUMBER	QTY.	DESCRIPTION	PACKAGE NUMBER
1	4349881	1	MANIFOLD, intake	
	901652	2	PLUG, pipe, 1/4"NPT (Early units)	
2	4346138	4	GASKET, intake manifold	4349764
3	4346208	8	STUD, manifold attaching	
	904208	8	LOCKWASHER, 1/2"	
	910325	8	NUT, 1/2"NC	

AIR PRE-CLEANER ASSEMBLY 044961



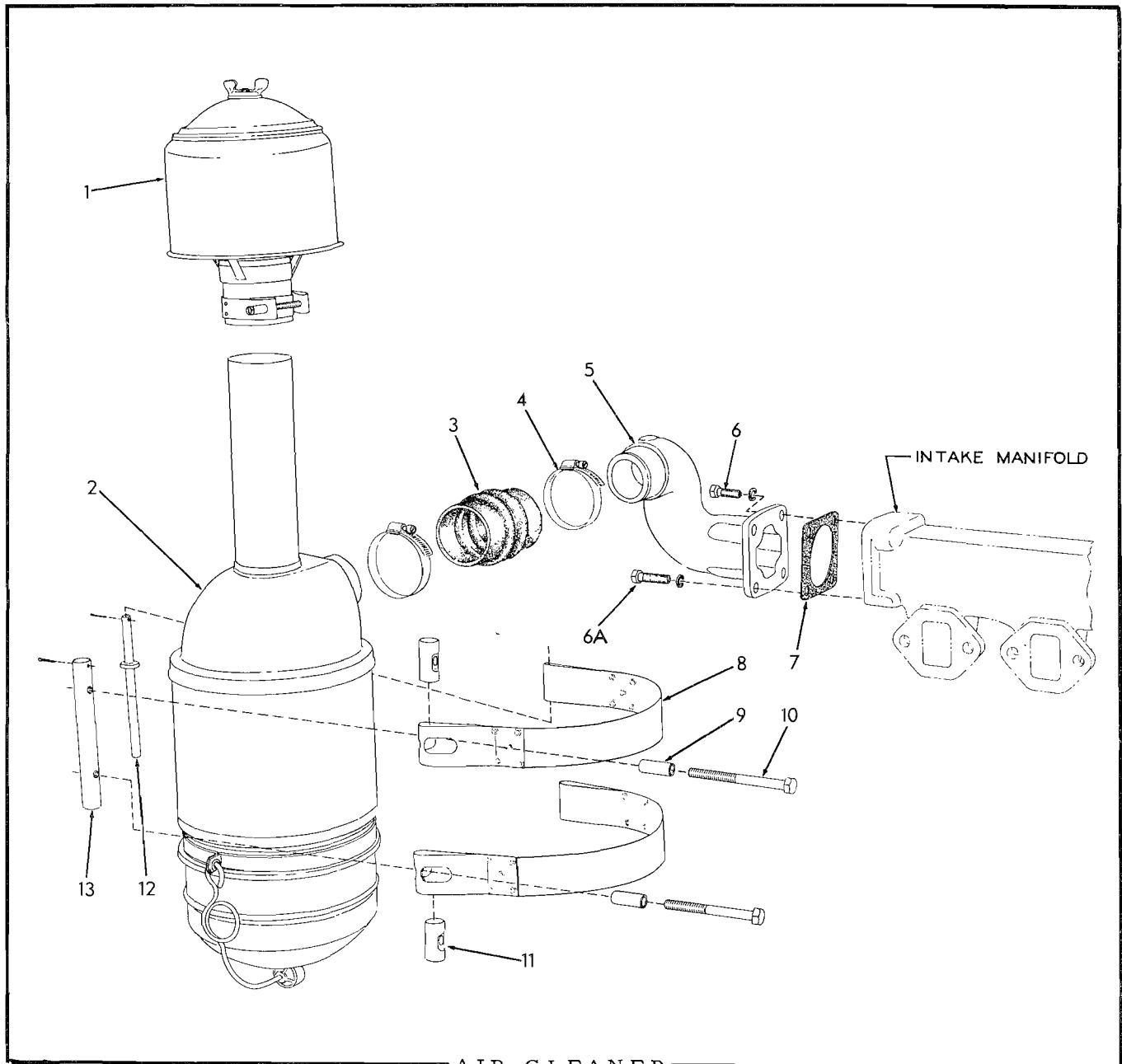
ITEM	PART NUMBER	QTY.	DESCRIPTION
			NOTE: See page 62 for listing of complete Assembly.
1	044252	1	BODY
2	065412	1	CLAMP ASSEMBLY (Includes screw and nut)
3	044255	1	CAP ASSEMBLY (Includes wing nut)
4	044256	1	GASKET, cap
5	044918	1	SHELL ASSEMBLY (Includes items 6 thru 10)
6	043860	1	GLASS, shell window
7	043852	1	GASKET, shell window glass
8	043853	1	RETAINER, shell window glass
9	043991	1	RING, shell window glass retainer
10	043856	3	SCREW ASSEMBLY (Includes lockwasher)

AIR CLEANER ASSEMBLY 085999



ITEM	PART NUMBER	QTY.	DESCRIPTION
			NOTE: See page 62 for listing of complete Assembly.
1	-----	1	BODY (Not serviced)
2	041866	1	RING, baffle retaining
3	088080	1	BAFFLE, oil
4	041869	1	GASKET, oil cup
5	088081	1	CUP, oil
6	041868	1	BAIL ASSEMBLY, oil cup (Includes roller)





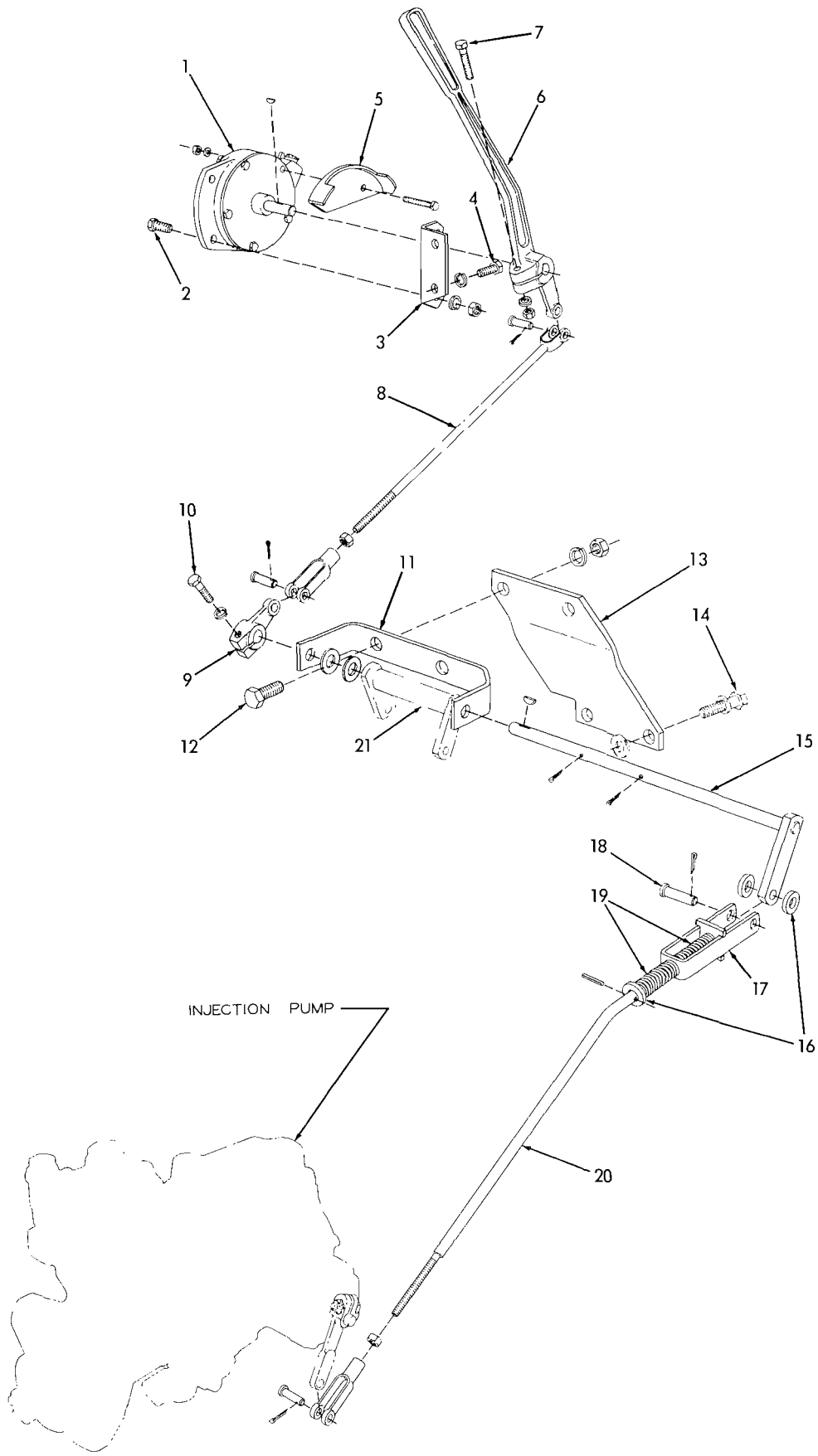
AIR CLEANER

ITEM	PART NUMBER	QTY.	DESCRIPTION	PACKAGE NUMBER
1	044961	1	PRE-CLEANER ASSEMBLY, air (See page 61 for service parts)	
2	085999	1	CLEANER ASSEMBLY, air (See page 61 for service parts)	
3	086426	1	HOSE, corrugated	
4	090162	2	CLAMP, hose, adjustable, 2-5/16" to 3-1/4" diam.	

(Continued)

AIR CLEANER (Continued)

ITEM	PART NUMBER	QTY.	DESCRIPTION	PACKAGE NUMBER
5	70085886	1	ELBOW, air intake (Also see pages 77 and 79 for special elbow used with AIR HEATER)	
	70901652	1	PLUG, pipe, 1/4"NPT (Not used when Engine Primer is installed)	
6	70035190	2	CAPSCREW, 1/2"NC x 1-1/2"	
	70035190	2	CAPSCREW, 1/2"NC x 1-1/2" (Used prior to tractor #9157)	
6A	70921556	2	CAPSCREW, 1/2"NC x 2" (Effective with tractor #9157)	
	70904208	4	LOCKWASHER, 1/2"	
7	70086757	1	GASKET, air intake elbow	
8	70086239	2	BAND, air cleaner mounting	
9	70053667	2	SPACER, mounting band capscrew	
10	70086238	2	CAPSCREW, air cleaner mounting band	
11	70050735	2	PIN, mounting band	
12	70085973	1	PIN, mounting band	
	70900805	1	PIN, cotter, 1/8" x 3/4"	
13	70085974	1	PIN, mounting band	
	70900807	1	PIN, cotter, 1/8" x 1-1/4"	

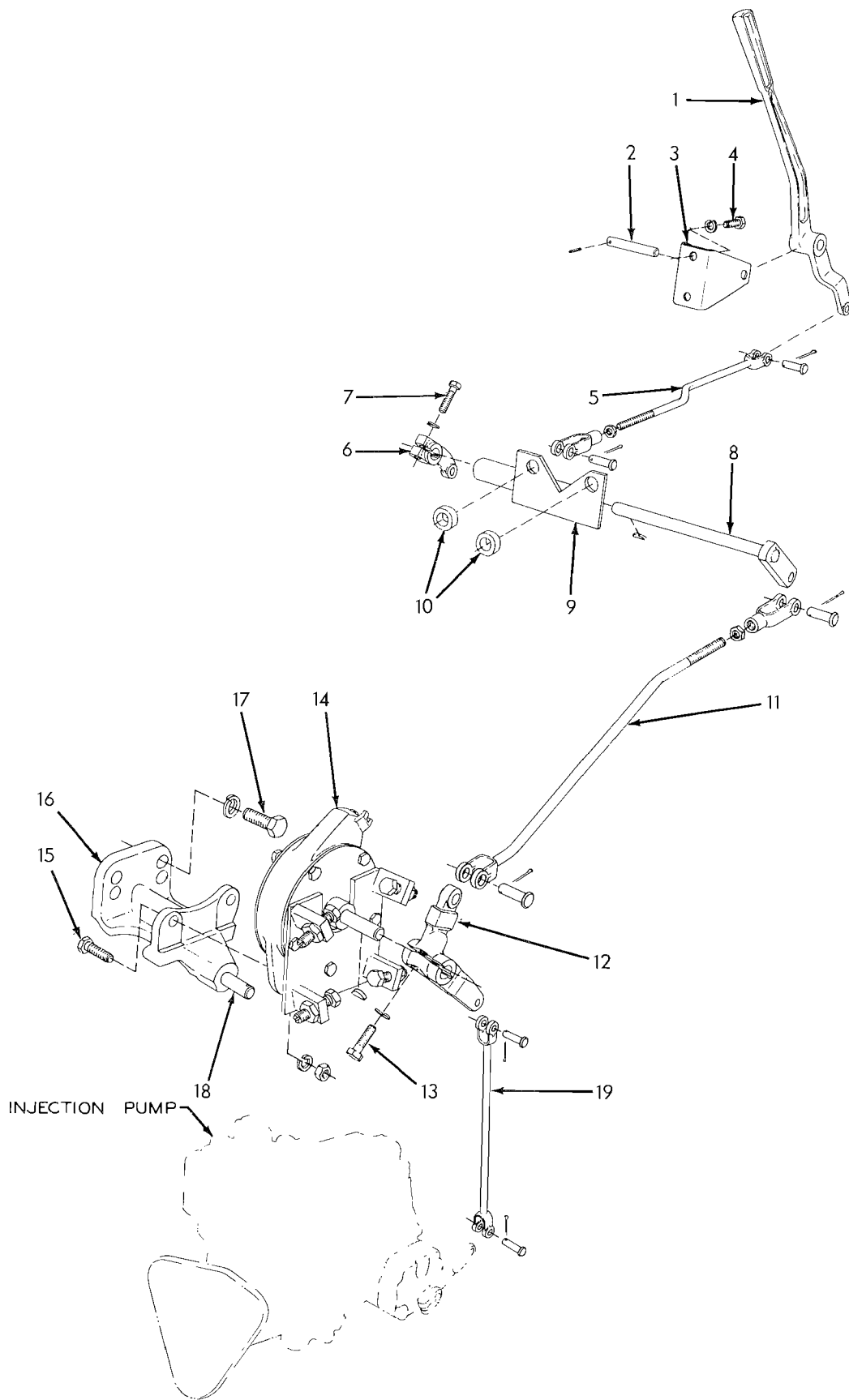


THROTTLE CONTROL (First type)

THROTTLE CONTROL

USAGE: Tractors prior to serial No. 9157.

ITEM	PART NUMBER	QTY.	DESCRIPTION	PACKAGE NUMBER
1	068871	1	THROTTLE ASSEMBLY (See page 72 for service parts)	
2	036034	2	CAPSCREW, 3/8"NF x 1"	
	904206	2	LOCKWASHER, 3/8"	
	91104i	2	NUT, 3/8"NF	
3	085963	1	BRACKET, throttle mounting	
4	036034	2	CAPSCREW, 3/8"NF x 1"	
	904206	2	LOCKWASHER, 3/8"	
5	088464	1	BRACKET, throttle lever stop	
	916933	2	CAPSCREW, 1/4"NF x 2"	
	904204	2	LOCKWASHER, 1/4"	
	911040	2	NUT, 1/4"NF	
6	088449	1	LEVER, operating	
	905121	1	KEY, #5 woodruff, 1/8" x 5/8"	
7	041981	1	CAPSCREW, 5/16"NF x 1-1/2"	
	904205	1	LOCKWASHER, 5/16"	
	913636	1	NUT, 5/16"NF	
8	088368	1	ROD, rear	
	911041	1	NUT, 3/8"NF	
	917664	1	YOKE, rod end, adjustable, 3/8"NF	
	917646	2	PIN, yoke, 3/8" diam.	
	900942	2	PIN, cotter, 3/32" x 5/8"	
9	040517	1	LEVER, throttle cross shaft	
	905121	1	KEY, #5 woodruff, 1/8" x 5/8"	
10	037450	1	CAPSCREW, 5/16"NC x 1-1/4"	
	904205	1	LOCKWASHER, 5/16"	
11	088445	1	BRACKET, cross shaft	
12	070469	2	CAPSCREW, 1/2"NF x 1-1/4"	
	904208	2	LOCKWASHER, 1/2"	
	911043	2	NUT, 1/2"NF	
13	088444	1	PLATE, supporting, cross shaft bracket	
	910244	2	WASHER, plain, SAE std., 1/2"	
14	-----	2	CAPSCREW (See ENGINE AND MOUNTING)	
15	088494	1	SHAFT, cross	
	910244	3	WASHER, plain, SAE std., 1/2"	
	910967	2	PIN, cotter, 1/8" x 7/8"	
16	044973	3	WASHER, front rod	
17	078967	1	YOKE, front rod, rear end	
18	082875	1	PIN, front rod rear yoke	
	900942	1	PIN, cotter, 3/32" x 5/8"	
19	035910	2	SPRING, front rod	
20	088367	1	ROD, front	
	911040	1	NUT, 1/4"NF	
	917662	1	YOKE, rod end, adjustable, 1/4"NF	
	917644	1	PIN, yoke, 1/4" diam.	
	900970	1	PIN, cotter, 1/16" x 1/2"	
	916202	1	PIN, roll, 1/8" x 7/8"	

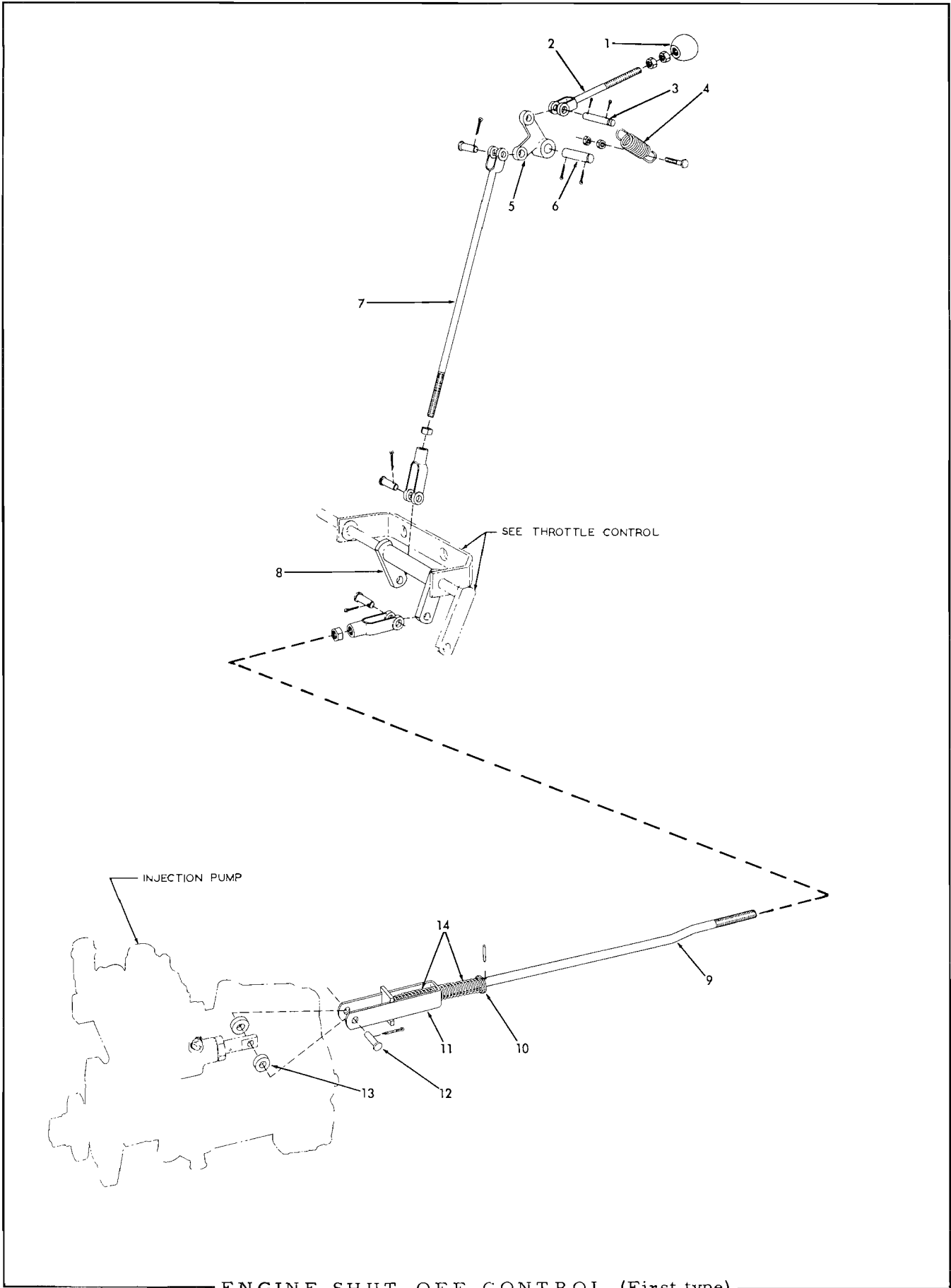


THROTTLE CONTROL (Second type)

THROTTLE CONTROL

USAGE: Effective with tractor serial No. 9157.

ITEM	PART NUMBER	QTY.	DESCRIPTION	PACKAGE NUMBER
1	094996	1	LEVER, operating	
2	095435	1	SHAFT, operating lever	
	918111	1	PIN, roll, 1/8" x 1"	
3	094993	1	BRACKET, operating lever	
4	036034	2	CAPSCREW, 3/8"NF x 1"	
	904206	2	LOCKWASHER, 3/8"	
5	094995	1	ROD, rear	
	911041	1	NUT, 3/8"NF	
	917664	1	YOKE, rod end, adjustable, 3/8"NF	
	917646	2	PIN, yoke, 3/8" diam.	
	900942	2	PIN, cotter, 3/32" x 5/8"	
6	055416	1	LEVER, rear rod	
	905121	1	KEY, #5 woodruff, 1/8" x 5/8"	
7	037450	1	CAPSCREW, 5/16"NC x 1-1/4"	
	904205	1	LOCKWASHER, 5/16"	
8	094309	1	SHAFT, cross	
9	098151	1	BRACKET, cross shaft	
10	050679	2	SPACER, cross shaft bracket	
11	094284	1	ROD, front	
	911041	1	NUT, 3/8"NF	
	917664	1	YOKE, rod end, adjustable, 3/8"NF	
	917646	2	PIN, yoke, 3/8" diam.	
	900942	2	PIN, cotter, 3/32" x 5/8"	
12	094988	1	BELLCRANK	
	905121	1	KEY, #5 woodruff, 1/8" x 5/8"	
13	045295	1	CAPSCREW, 5/16"NC x 1"	
	904205	1	LOCKWASHER, 5/16"	
14	094989	1	THROTTLE ASSEMBLY (See page 72 for service parts)	
15	012992	2	CAPSCREW, 3/8"NF x 1-1/4"	
	904206	2	LOCKWASHER, 3/8"	
	911041	2	NUT, 3/8"NF	
16	094997	1	BRACKET ASSEMBLY, throttle supporting (Includes item 18)	
17	035733	2	CAPSCREW, 1/2"NF x 1-3/8"	
	904208	2	LOCKWASHER, 1/2"	
18	094998	1	PIN, throttle bracket	
19	094287	1	ROD, bellcrank to pump	
	917644	2	PIN, yoke, 1/4" diam.	
	900970	2	PIN, cotter, 1/16" x 1/2"	

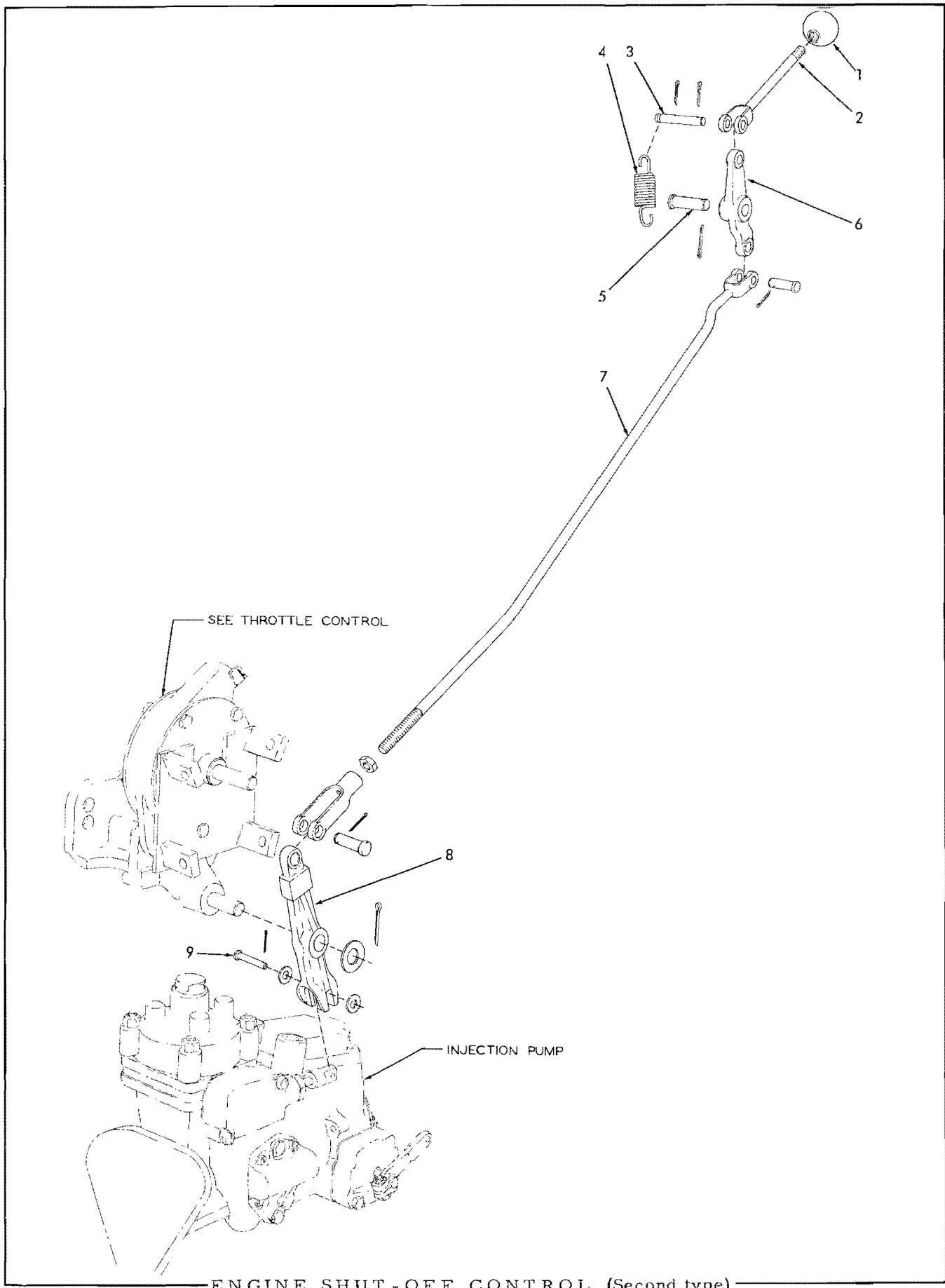


ENGINE SHUT-OFF CONTROL

USAGE: Tractors prior to serial No. 9157.

ITEM	PART NUMBER	QTY.	DESCRIPTION	PACKAGE NUMBER
1	091855	1	KNOB	
2	084526	1	ROD, rear	
	911048	2	NUT, jam, 3/8"NF	
3	088566	1	PIN, rear rod yoke	
	900942	2	PIN, cotter, 3/32" x 5/8"	
4	088428	1	SPRING, upper lever	
	912177	1	CAPSCREW, 1/4"NF x 1-1/4"	
	911040	2	NUT, 1/4"NF	
5	088441	1	LEVER, upper	
6	084741	1	PIN, upper lever	
	910967	2	PIN, cotter, 1/8" x 7/8"	
7	088368	1	ROD, intermediate	
	911041	1	NUT, 3/8"NF	
	917664	1	YOKE, rod end, adjustable, 3/8"NF	
	917646	2	PIN, yoke, 3/8" diam.	
	900942	2	PIN, cotter, 3/32" x 5/8"	
8	088439	1	LEVER, lower	
9	088460	1	ROD, front	
	911041	1	NUT, 3/8"NF	
	917664	1	YOKE, rod end, adjustable, 3/8"NF	
	917646	1	PIN, yoke, 3/8" diam.	
	900942	1	PIN, cotter, 3/32" x 5/8"	
	916202	1	PIN, roll, 1/8" x 7/8"	
10	081672	1	SPACER, front rod spring	
11	088544	1	YOKE, front rod	
12	088470	1	PIN, front rod yoke	
	900970	1	PIN, cotter, 1/16" x 1/2"	
13	088473	2	SPACER, front rod yoke	
14	035910	2	SPRING, front rod	



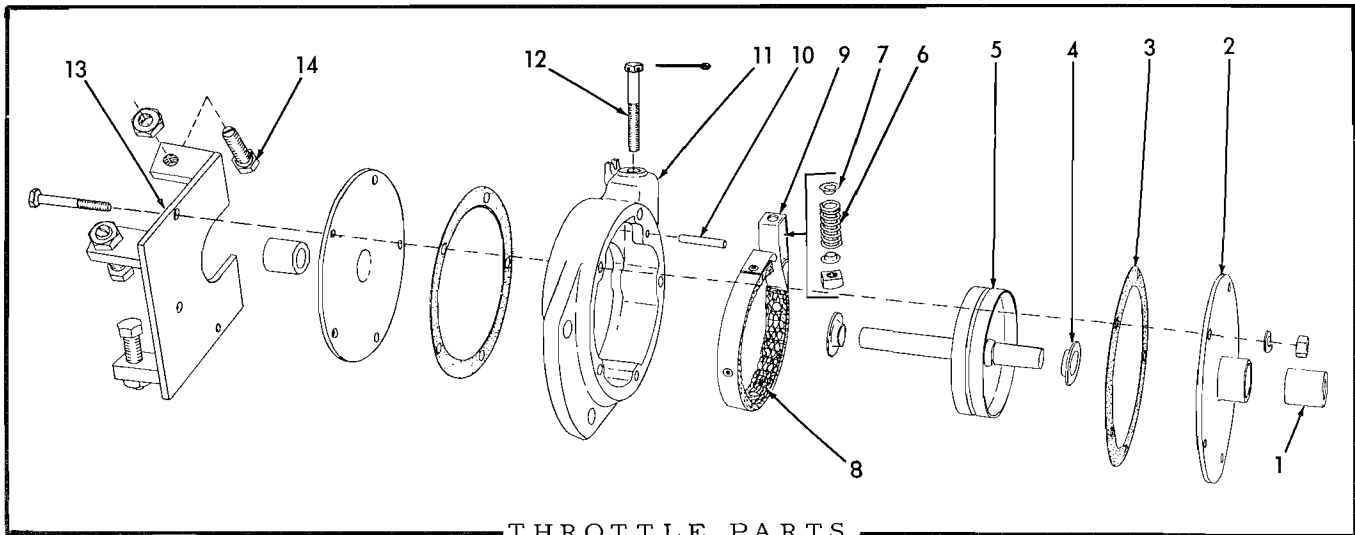


ENGINE SHUT - OFF CONTROL (Second type)

ENGINE SHUT-OFF CONTROL

USAGE: Effective with tractor serial No. 9157.

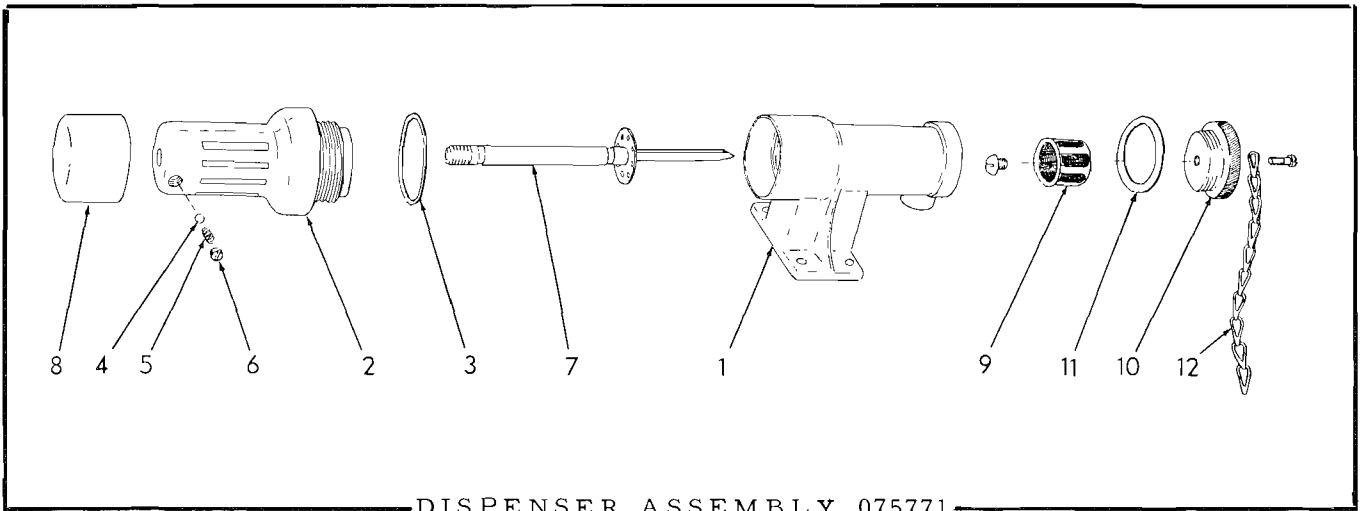
ITEM	PART NUMBER	QTY.	DESCRIPTION	PACKAGE NUMBER
1	091855	1	KNOB	
2	094289	1	ROD, rear	
3	088566	1	PIN, rear rod	
	900942	2	PIN, cotter, 3/32" x 5/8"	
4	088428	1	SPRING, bellcrank	
5	094317	1	PIN, bellcrank pivot	
	910967	1	PIN, cotter, 1/8" x 7/8"	
6	094285	1	BELLCRANK, rear	
7	094286	1	ROD, front	
	911041	1	NUT, 3/8"NF	
	917664	1	YOKE, rod end, adjustable, 3/8"NF	
	917646	2	PIN, yoke, 3/8" diam.	
	900942	2	PIN, cotter, 3/32" x 5/8"	
8	094987	1	BELLCRANK, front	
	910244	1	WASHER, plain, SAE std., 1/2"	
	910967	1	PIN, cotter, 1/8" x 7/8"	
9	088470	1	PIN, front bellcrank	
	911114	2	WASHER, plain, SAE std., 1/4"	
	900970	1	PIN, cotter, 1/16" x 1/2"	



THROTTLE PARTS

\* 068871 THROTTLE ASSEMBLY (See page 65)  
 \*\* 094989 THROTTLE ASSEMBLY (See page 67)

ITEM	PART NUMBER	QTY.		DESCRIPTION	PACKAGE NUMBER
		*	**		
1	071800	2	2	BUSHING, throttle shaft	
2	068866	2	2	PLATE ASSEMBLY, housing cover (Includes item 1)	
	914892	5	-	CAPSCREW, 1/4"NF x 1-3/4"	
	904204	5	-	LOCKWASHER, 1/4"	
	911040	5	-	NUT, 1/4"NF	
3	068865	2	2	GASKET, cover plate	
4	069996	2	2	WASHER, thrust	
5	069998	1	1	DRUM AND SHAFT	
6	068911	1	1	SPRING, friction band	
7	069349	2	2	COLLAR, friction band spring	
8	068864	1	1	LINING, friction band	
	915707	4	4	RIVET, tubular, brass, 1/4" x 9/64"	
9	068861	1	1	BAND ASSEMBLY, friction (Includes item 8)	
10	068869	1	1	PIN, friction band	
11	068859	1	1	HOUSING	
12	068862	1	1	CAPSCREW, friction band adjustment	
	904020	1	1	PIN, cotter, 1/16" x 1"	
	901150	1	1	NUT, square, 1/4"NC	
13	094990	-	1	PLATE, stop	
	916933	-	3	CAPSCREW, 1/4"NF x 2"	
	914892	-	2	CAPSCREW, 1/4"NF x 1-3/4"	
	904204	-	5	LOCKWASHER, 1/4"	
	911040	-	5	NUT, 1/4"NF	
14	094290	-	4	CAPSCREW, stop (3/8"NC x 1-1/2")	
	911034	-	4	NUT, jam, 3/8"NC	

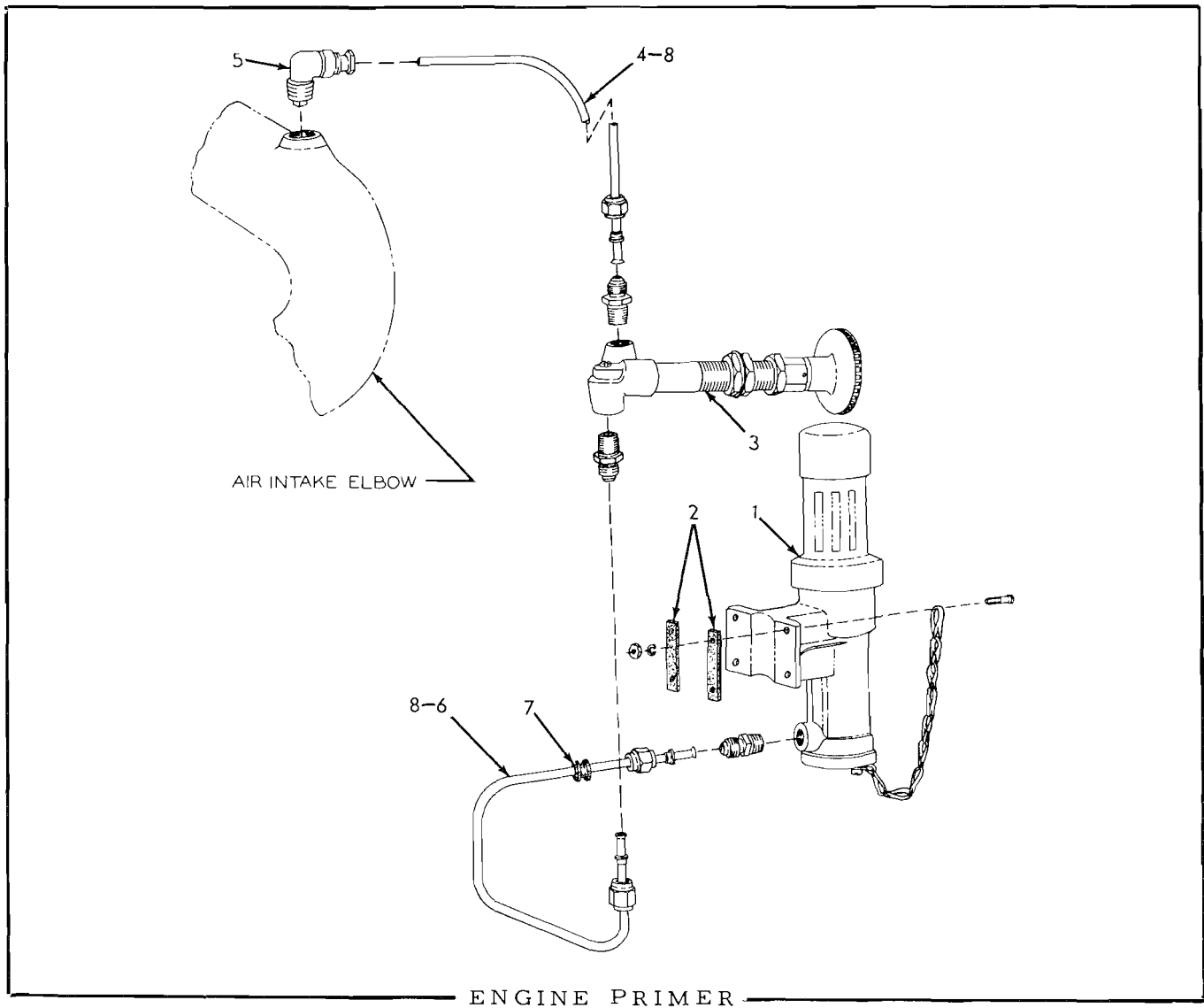


DISPENSER ASSEMBLY 075771

ITEM	PART NUMBER	QTY.	DESCRIPTION	PACKAGE NUMBER
------	-------------	------	-------------	----------------

NOTE: See page 74 for listing of complete Assembly.

1	068878	1	BODY, fuel dispenser	
2	068879	1	CHAMBER, fuel dispenser	
3	069164	1	GASKET, fuel dispenser chamber	
4	905357	1	BALL, steel, 3/16" diam.	
5	066251	1	SPRING, plunger locking ball	
6	066252	1	PLUG, retaining, locking ball spring	
7	066255	1	PLUNGER, fuel dispenser	
8	068881	1	KNOB, fuel dispenser plunger	
9	068875	1	STRAINER, fuel dispenser	
	915432	1	SCREW, machine, 1/4"NC x 5/16"	
10	075770	1	PLUG, fuel dispenser strainer	
11	068876	1	GASKET, fuel dispenser strainer plug	
12	075769	1	CHAIN, strainer plug retaining	
	901781	1	SCREW, machine, fil-hd., #10-32NF x 1/2"	



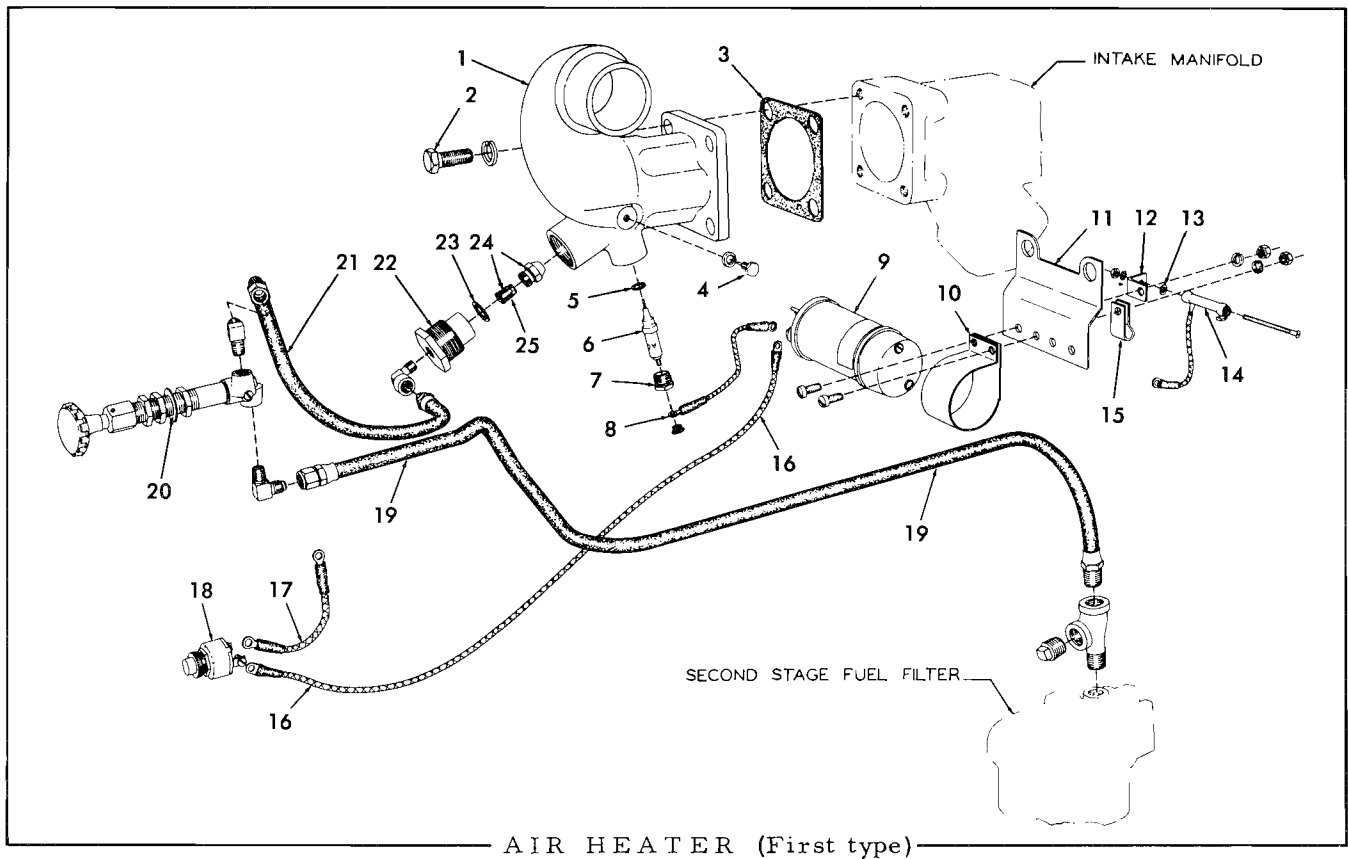
USAGE: Standard equipment on all units except those ordered with Air Heater as a substitute.

ITEM	PART NUMBER	QTY.	DESCRIPTION	PACKAGE NUMBER
1	075771	1	DISPENSER ASSEMBLY, priming fuel (See page 73 for service parts)	
	913464	4	CAPSCREW, #10-24NC x 7/8"	
	904203	4	LOCKWASHER, #10	
	901310	4	NUT, #10-24NC	
2	066261	6	GASKET, dispenser mounting	
3	092160	1	PUMP ASSEMBLY (See page 81 for service parts)	

(Continued)

ENGINE PRIMER (Continued)

ITEM	PART NUMBER	QTY.	DESCRIPTION	PACKAGE NUMBER
4	-----	1	TUBE (13" long)(Used prior to tractor #9157. Order item 8)	
	915488	1	NUT, Sealastic, 1/8" tube	
	915486	1	RING, Sealastic, 1/8" tube (Includes ferrule)	
	915556	1	CONNECTOR, Sealastic, 1/8" tube, 1/8"NPT male	
	095890	1	TUBE (15" long)(Effective with tractor #9157)	
	919100	1	NUT, flare type, 1/8" tube	
	919099	1	SLEEVE, flare type, 1/8" tube	
	919094	1	CONNECTOR, flare type, 1/8" tube, 1/8"NPT male	
5	066517	1	ELBOW ASSEMBLY, fuel spray (Includes nozzle, nut and sleeve. Serviced only as a unit)	
6	-----	1	TUBE (15" long)(Used prior to tractor #9157. Order item 8)	
	915488	2	NUT, Sealastic, 1/8" tube	
	915486	2	RING, Sealastic, 1/8" tube (Includes ferrule)	
	915556	2	CONNECTOR, Sealastic, 1/8" tube, 1/8"NPT male	
	094699	1	TUBE ASSEMBLY (18" long. Includes nuts)(Effective with tractor #9157)	
	919094	2	CONNECTOR, flare type, 1/8" tube, 1/8"NPT male	
7	065946	1	GROMMET, tube protecting (rubber)(Used prior to tractor #9157)	
8	066253	-	TUBING, copper, 1/8"O.D., 10 ft. roll (Use as req'd)	

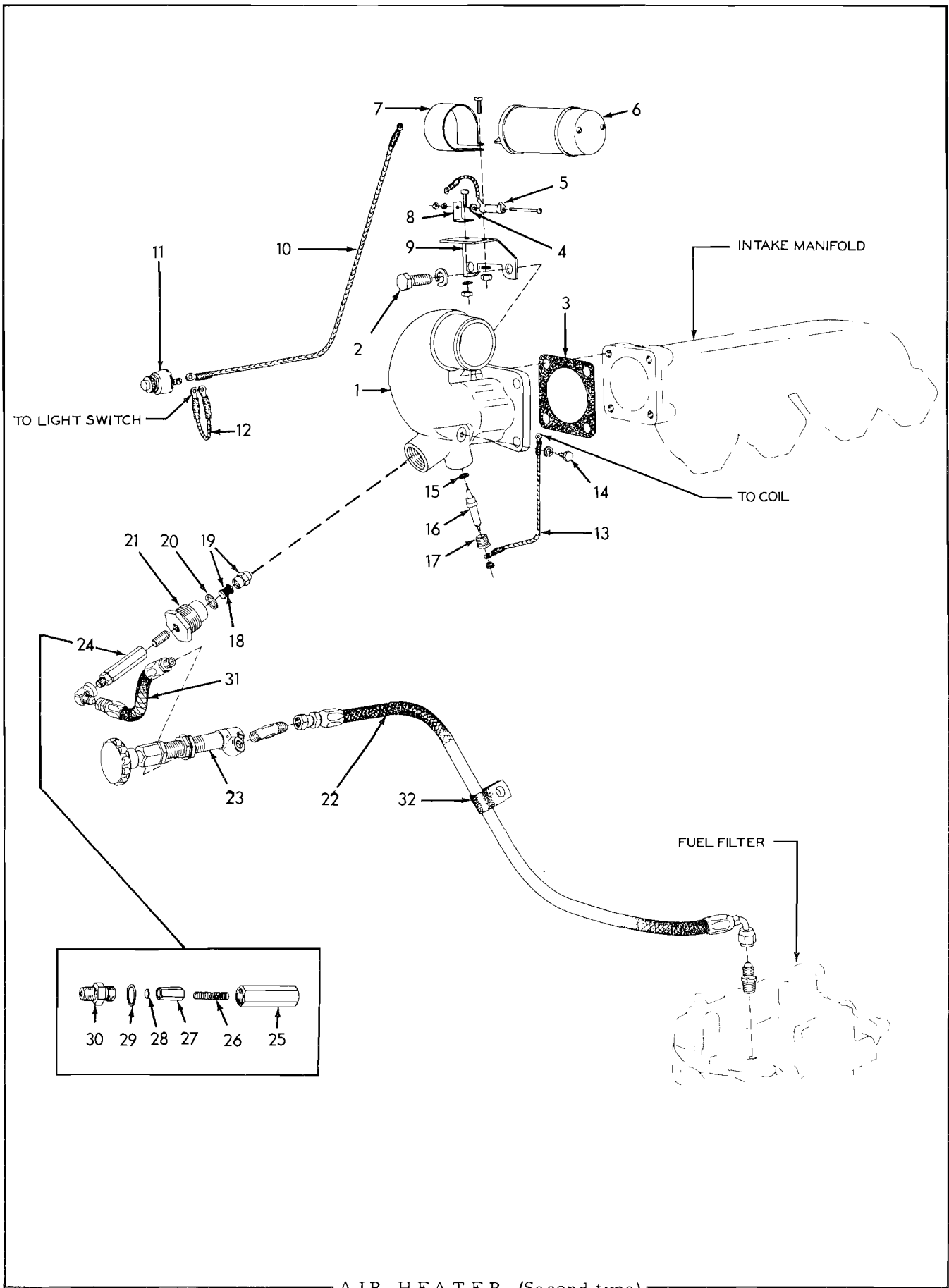


AIR HEATER

USAGE: Optional equipment in place of standard Engine Primer  
on tractors prior to serial No. 9157.

ITEM	PART NUMBER	QTY.	DESCRIPTION	PACKAGE NUMBER
1	088037	1	ELBOW, air intake (Replaces standard ELBOW 085886)	
2	035190	4	CAPSCREW, 1/2"NC x 1-1/2"	
	904208	4	LOCKWASHER, 1/2"	
3	086757	1	GASKET, air intake elbow	
4	5153390	1	SCREW, electrode	
	904204	1	LOCKWASHER, 1/4"	
5	5158594	1	GASKET, insulator	
6	1556410	1	INSULATOR PACKAGE (Includes terminal nut and item 5)	
7	5153395	1	NUT, insulator retaining	
8	093272	1	CABLE, coil to insulator (high tension)	
9	097026	1	COIL, ignition (Serviced only as a unit)	
10	1879753	1	BRACKET, ignition coil mounting	
	912226	2	SCREW, machine, fil-hd., 1/4"NC x 5/8"	
	904204	2	LOCKWASHER, 1/4"	
	911024	2	NUT, 1/4"NC	
11	088045	1	PLATE, coil mounting	
12	5183571	1	BRACKET, resistor mounting	
13	1871265	1	WASHER, insulating	
14	5183574	1	RESISTOR	
	915922	1	SCREW, machine, #8-32 x 2-1/4"	
	915923	1	LOCKWASHER, external teeth, #8	
	907154	1	NUT, #8-32	
15	040338	1	CLIP, hose supporting	
16	087804	1	CABLE, switch to coil (33" long)	
17	051006	1	CABLE, air heater switch to light switch (4-1/2" long)	
18	031337	1	SWITCH, push-button (Includes mounting nut)	
19	088471	1	HOSE, fuel supply (36" long)	
	910161	1	ELBOW, flare type, 1/4" tube, 1/8"NPT male	
	913938	1	TEE, pipe service, 1/4"NPT	
	901652	1	PLUG, pipe, 1/4"NPT	
20	092160	1	PUMP ASSEMBLY (See page 81 for service parts)	
21	089740	1	HOSE, fuel discharge (15" long)	
	910161	1	ELBOW, flare type, 1/4" tube, 1/8"NPT male	
	907059	1	ELBOW, street, 90°, 1/8"NPT	
22	088038	1	BUSHING, nozzle adapting	
23	5151921	1	WASHER, spray nozzle	
24	5231329	1	NOZZLE ASSEMBLY, spray (Includes item 25)	
25	5231331	1	STRAINER ASSEMBLY, spray nozzle (1 body and 1 screen)	





AIR HEATER

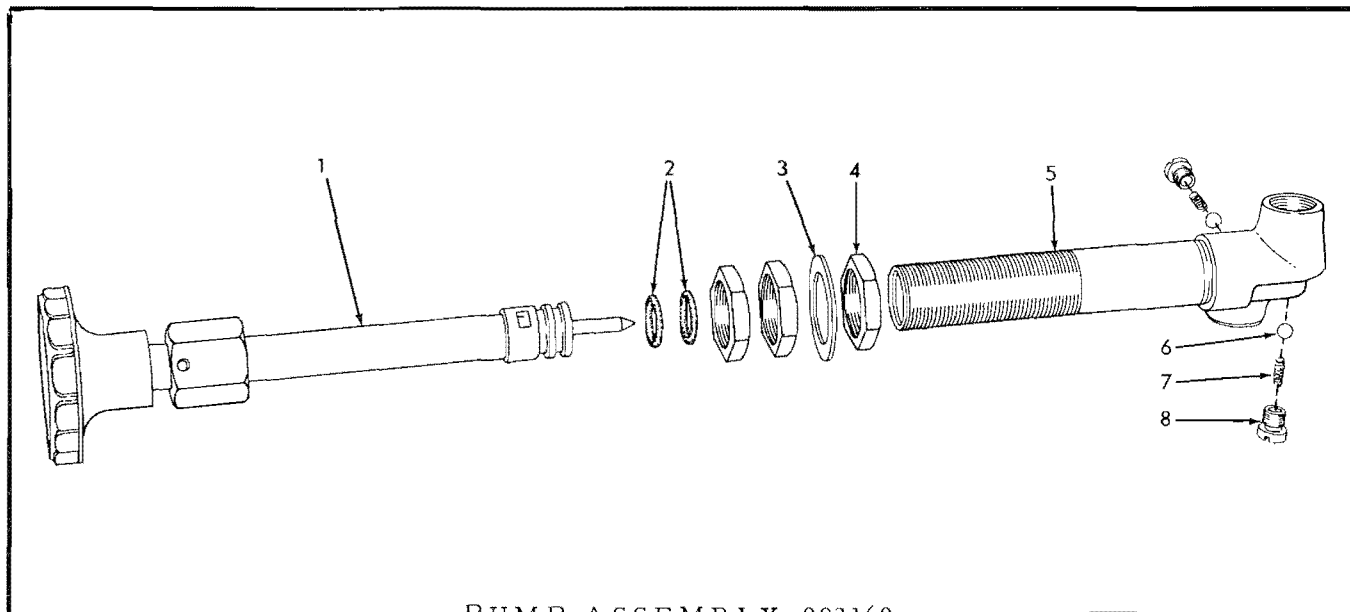
USAGE: Optional equipment in place of standard Engine  
Primer effective with tractor serial No. 9157.

ITEM	PART NUMBER	QTY.	DESCRIPTION	PACKAGE NUMBER
1	088037	1	ELBOW, air intake (Replaces standard ELBOW 085886)	
2	-----	4	CAPSCREW	} See AIR CLEANER
	-----	4	LOCKWASHER	
3	086757	1	GASKET, air intake elbow	
4	1871265	1	WASHER, insulating	
5	5183574	1	RESISTOR	
	915922	1	SCREW, machine, #8-32 x 2-1/4"	
	915923	1	LOCKWASHER, external teeth, #8	
	907154	1	NUT, #8-32	
6	097026	1	COIL, ignition (Serviced only as a unit)	
7	1879753	1	BRACKET, coil mounting (band type)	
	912226	2	SCREW, machine, fil-hd., 1/4"NC x 5/8"	
	904204	2	LOCKWASHER, 1/4"	
	911024	2	NUT, 1/4"NC	
8	5183571	1	BRACKET, resistor mounting	
	912226	1	SCREW, machine, fil-hd., 1/4"NC x 5/8"	
	904204	1	LOCKWASHER, 1/4"	
	911024	1	NUT, 1/4"NC	
9	095862	1	BRACKET, coil mounting (angle type)	
10	095879	1	CABLE, switch to coil (19" long)	
11	031337	1	SWITCH, push-button (Includes mounting nut)	
12	051006	1	CABLE, air heater switch to light switch (4-1/2" long)	
13	095860	1	CABLE, coil to insulator (high tension)	
14	5153390	1	SCREW, electrode	
	904204	1	LOCKWASHER, 1/4"	
15	5158594	1	GASKET, insulator	
16	1556410	1	INSULATOR PACKAGE (Includes terminal nut and item 15)	
17	5153395	1	NUT, insulator retaining	
18	5231331	1	STRAINER ASSEMBLY, spray nozzle (1 body and 1 screen)	
19	5231329	1	NOZZLE ASSEMBLY, spray (Includes item 18)	
20	5151921	1	WASHER, spray nozzle	
21	088038	1	BUSHING, nozzle adapting	

(Continued)

AIR HEATER (Continued)

ITEM	PART NUMBER	QTY.	DESCRIPTION	PACKAGE NUMBER
22	095878	1	HOSE ASSEMBLY, fuel supply (See page 242 for service parts)	
	919173	1	ELBOW, flare type, 90°, 1/4" tube, 1/8"NPT male	
	919171	1	CONNECTOR, flare type, 1/4" tube, 1/8"NPT male	
23	092160	1	PUMP ASSEMBLY (See page 81 for service parts)	
24	094642	1	VALVE ASSEMBLY, check (Consists of items 25 thru 30)	
	916634	1	NIPPLE, pipe, 1/8"NPT x 3/4"	
25	094890	1	BODY, check valve	
26	048603	1	SPRING, check valve	
27	048608	1	PLUNGER, check valve	
28	048606	1	DISC, check valve	
29	5151910	1	WASHER, check valve	
30	092793	1	CONNECTOR, check valve	
31	094673	1	HOSE ASSEMBLY, fuel discharge (See page 242 for service parts)	
	919249	1	ELBOW, flare type, 1/4" tube, 1/8"NPT female	
32	094527	1	CLIP, hose supporting	

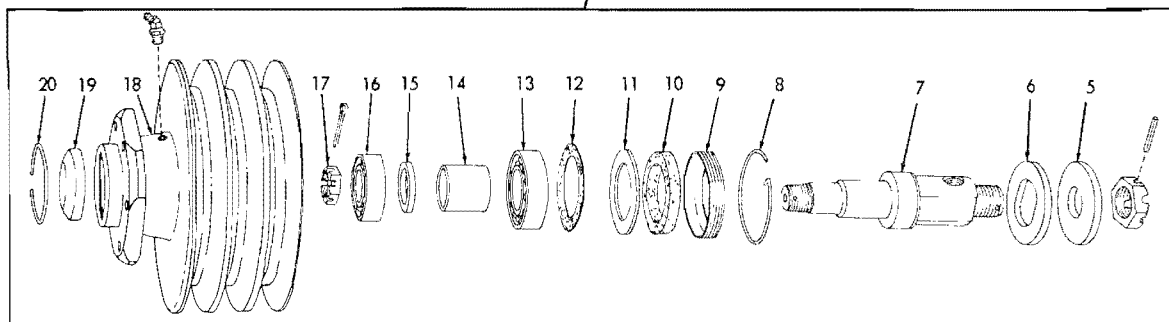
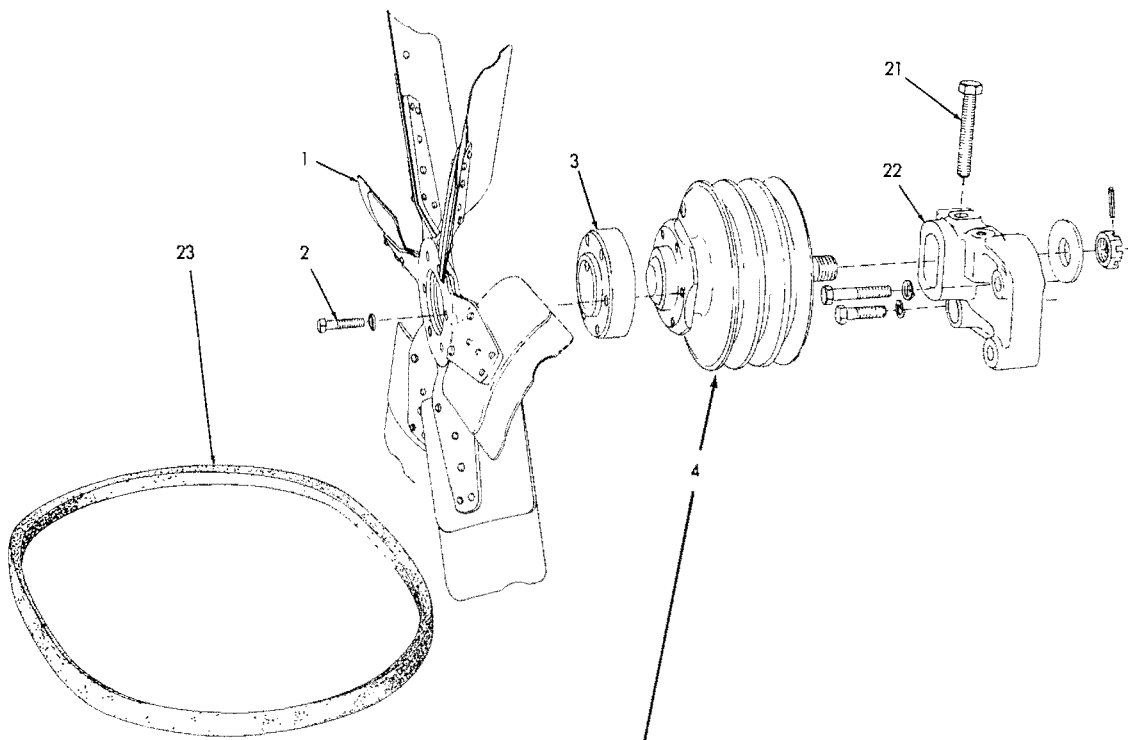


PUMP ASSEMBLY 092160

ITEM	PART NUMBER	QTY.	DESCRIPTION	PACKAGE NUMBER
------	-------------	------	-------------	----------------

NOTE: See pages 74, 77 and 79 for listing of complete Assembly.

1	-----	1	PISTON ASSEMBLY (Not serviced separately)	
2	066878	2	RING, plunger packing (rubber)	
3	066873	1	WASHER, mounting	
4	066872	3	NUT, mounting	
5	-----	1	BARREL ASSEMBLY (Not serviced separately)	
6	066876	2	BALL, check valve (5/32" diam.)	
7	066875	2	SPRING, check valve	
8	066874	2	RETAINER, check valve	

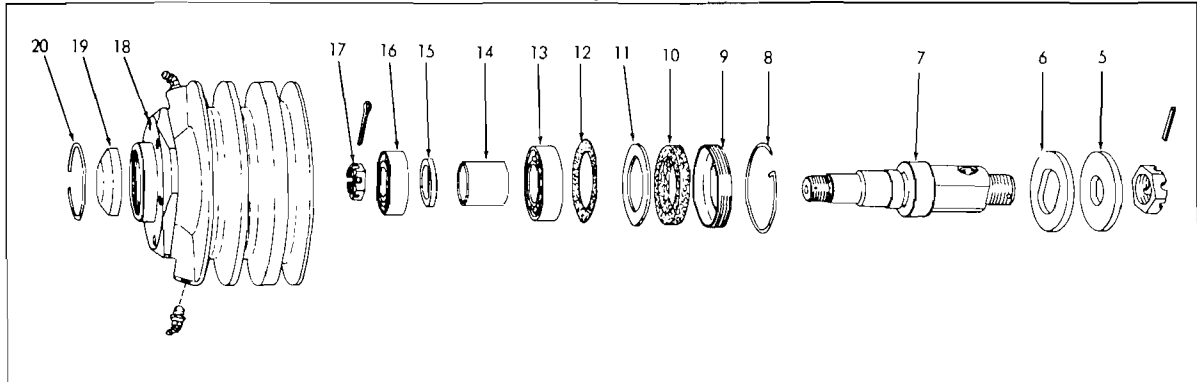
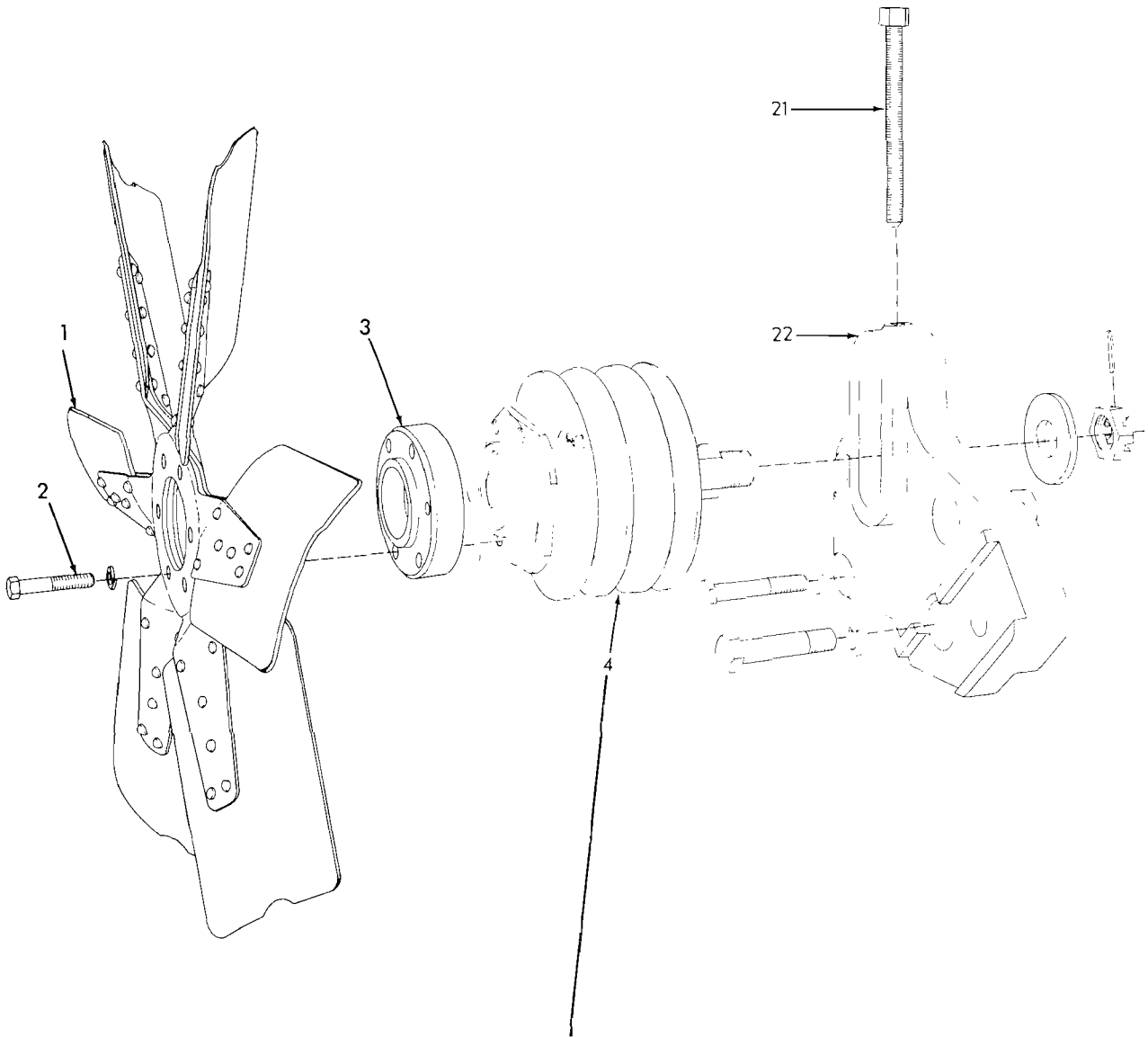


FAN (First type)

F A N

USAGE: Engines prior to serial No. 6-10368

ITEM	PART NUMBER	QTY.	DESCRIPTION	PACKAGE NUMBER
			NOTE: See RADIATOR for fan guard.	
1	090155	1	FAN (Suction type. Standard equipment)	
	090154	1	FAN (Push type. Special equipment)	
2	013059	6	CAPSCREW, 3/8"NC x 2" (For suction fan)	
	044249	6	CAPSCREW, 3/8"NC x 1-1/8" (For push fan)	
	904206	6	LOCKWASHER, 3/8"	
3	089019	1	SPACER, fan (For use with suction fan only)	
4	4348659	1	HUB ASSEMBLY (Consists of items 5 thru 20)	
5	4371703	1	WASHER, plain, spindle clamping, rear	
6	4347094	1	WASHER, plain, spindle clamping, front	
7	4040381	1	SPINDLE	
	911174	1	NUT, jam, slotted, 1"NF (rear)	
	915946	1	PIN, roll, 5/32" x 1-1/4"	
8	4371707	1	RING, snap, fan hub	
9	4040386	1	RETAINER, spindle sealing washer	
10	4040385	1	WASHER, spindle sealing (cork)	
11	4040384	1	WASHER, retaining, rear bearing	
12	4371710	1	GASKET, bearing retaining washer	
13	4253863	1	BEARING, ball, rear	
14	4040383	1	SPACER, spindle bearings	
15	4640978	1	WASHER, spacing, front bearing	
16	4253862	1	BEARING, ball, front	
	4348502	1	NUT, spindle	
17	911064	1	PIN, cotter, 1/8" x 1-3/8"	
	4042039	1	HUB, fan	
18	915274	2	FITTING, lubricating, 45°, 1/8"NPT	
	088561	1	CAP, hub	
19	088561	1	CAP, hub	
20	4042081	1	RING, snap, cap retaining (Effective with engine #91131)	
21	4003603	1	SCREW, fan adjustment	
22	4348281	1	BRACKET, fan mounting	
	904541	1	CAPSCREW, 1/2"NC x 1-3/4"	
	903642	2	CAPSCREW, 1/2"NC x 2-1/2"	
	904208	3	LOCKWASHER, 1/2"	
23	4616523	2	BELT, fan driving (plain type) (Use for engines prior to #99057)	Furnished in matched pairs only
	4348911	2	BELT, fan driving (cog type) (Use for engines #99057 and up)	

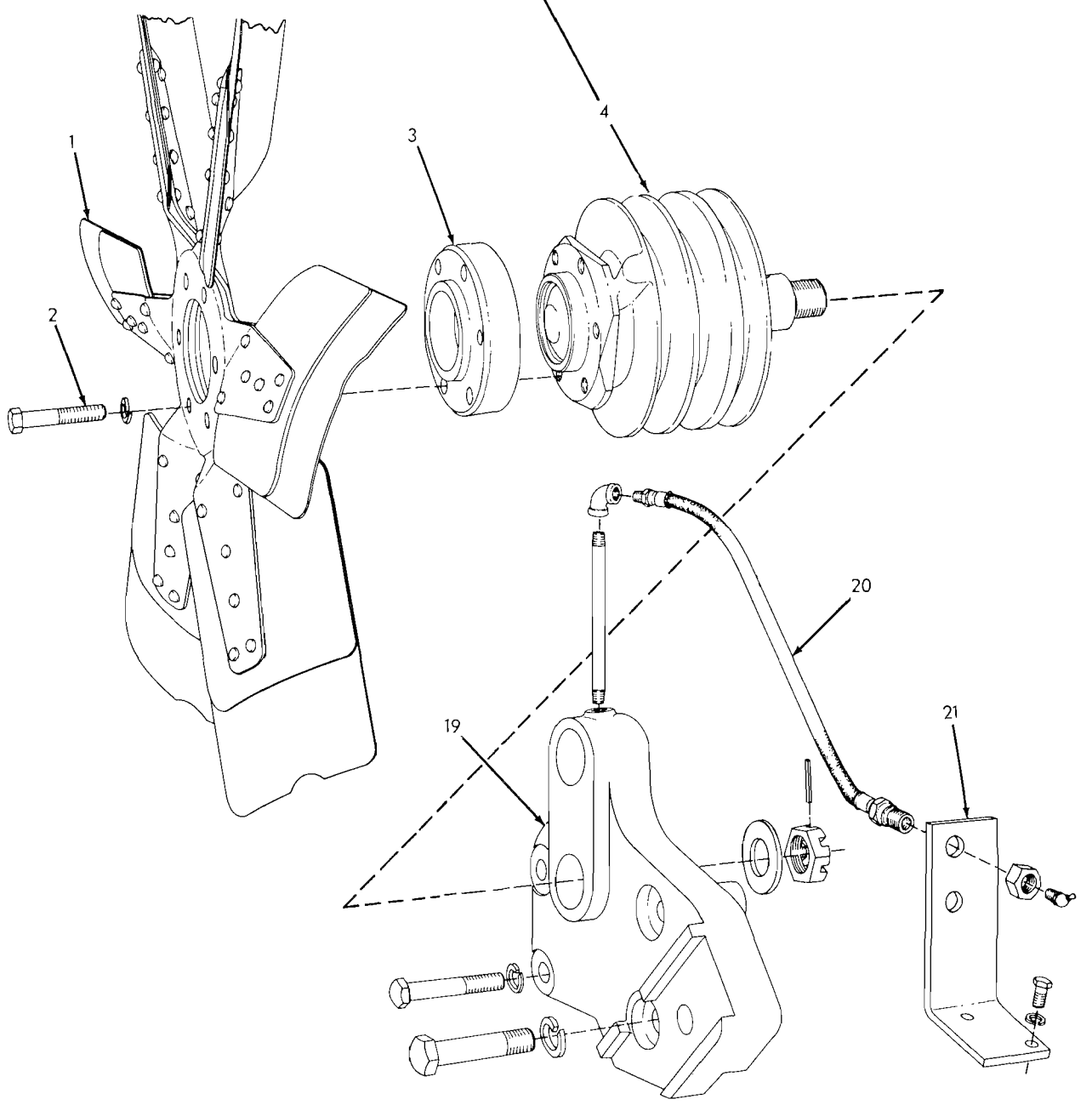
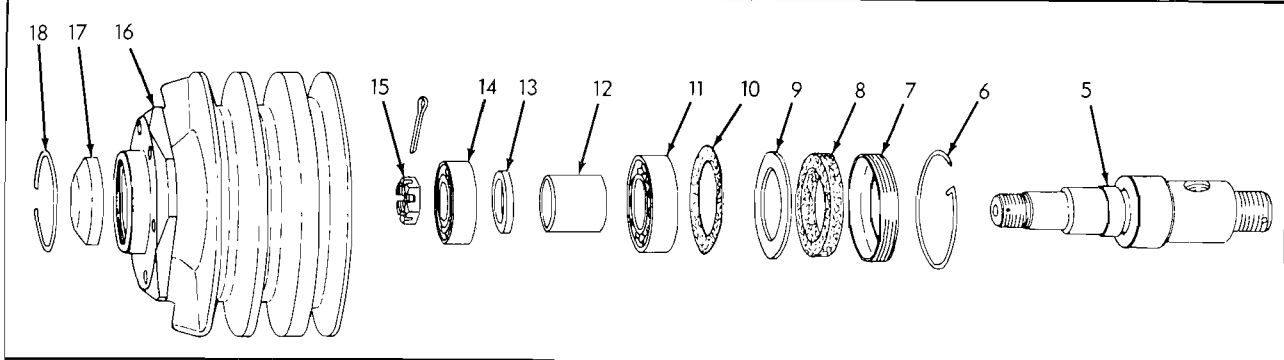


FAN (Second type)

FAN

ITEM	PART NUMBER	QTY.	DESCRIPTION	PACKAGE NUMBER
			USAGE: Used on engines serial No. 6-10368 thru 6-12756	
			NOTE: See RADIATOR for fan guard. See FAN DRIVE for fan belt.	
1	090155	1	FAN, (Suction type. Standard equipment)	
	090154	1	FAN (Push type. Special equipment)	
2	013059	6	CAPSCREW, 3/8"NC x 2" (For suction fan)	
	044249	6	CAPSCREW, 3/8"NC x 1-1/8" (For push fan)	
	904206	6	LOCKWASHER, 3/8"	
3	089019	1	SPACER, fan (For use with suction fan only)	
4	4349668	1	HUB ASSEMBLY (Consists of items 5 thru 20)	
5	4371703	1	WASHER, plain, spindle clamping, rear	
6	4347094	1	WASHER, plain, spindle clamping, front	
7	4349670	1	SPINDLE	
	911174	1	NUT, jam, slotted, 1"NF (rear)	
	915946	1	PIN, roll, 5/32" x 1-1/4"	
8	4371707	1	LOCKWIRE, fan hub	
9	4040386	1	RETAINER, spindle sealing washer	
10	4040385	1	WASHER, spindle sealing (cork)	
11	4040384	1	WASHER, retaining, rear bearing	
12	4371710	1	GASKET, bearing retaining washer	
13	4253863	1	BEARING, ball, rear	
14	4040383	1	SPACER, spindle bearings	
15	4640978	1	WASHER, spacing, front bearing	
16	4253862	1	BEARING, ball, front	
17	4348502	1	NUT, spindle	
	911064	1	PIN, cotter, 1/8" x 1-3/8"	
18	4349669	1	HUB, fan	
	915274	2	FITTING, lubricating, 45°, 1/8"NPT	
19	088561	1	CAP, hub	
20	4042081	1	RING, snap, cap retaining	
21	4349671	1	SCREW, fan adjustment	
22	4349665	1	BRACKET, fan mounting	
	904283	3	CAPSCREW, 1/2"NC x 3"	
	904208	3	LOCKWASHER, 1/2"	
	906705	1	CAPSCREW, 5/8"NC x 2-3/4"	
	904209	1	LOCKWASHER, 5/8"	



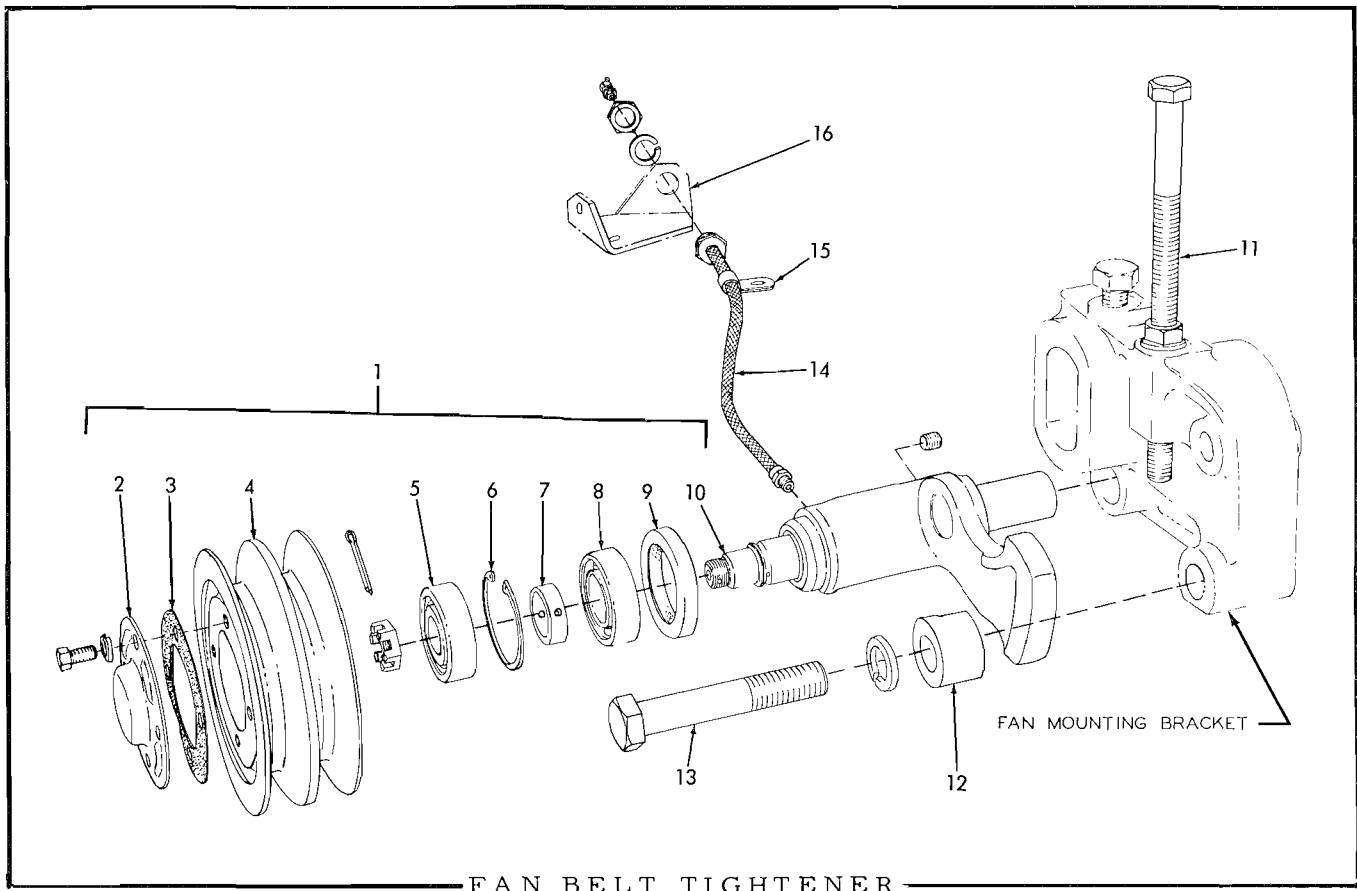


F A N (Third type)

FAN

USAGE: Effective with engine serial No. 6-12757

ITEM	PART NUMBER	QTY.	DESCRIPTION	PACKAGE NUMBER
			NOTE: See RADIATOR for fan guard. See FAN DRIVE for fan belt.	
1	090155	1	FAN (Suction type. Standard equipment)	
	099085	1	FAN (Push type. Special equipment)	
2	013059	6	CAPSCREW, 3/8"NC x 2" (For suction fan)	
	013058	6	CAPSCREW, 3/8"NC x 1-1/4" (For push fan)	
	904206	6	LOCKWASHER, 3/8"	
3	089019	1	SPACER, fan (For use with suction fan only)	
4	4336520	1	HUB ASSEMBLY (Consists of items 5 thru 18)	
5	4336521	1	SPINDLE	
	911174	1	NUT, jam, slotted, 1"NF (rear)	
	911159	1	WASHER, plain, SAE std., 1"	
	915946	1	PIN, roll, 5/32" x 1-1/4"	
6	4371707	1	RING, snap, fan hub	
7	4040386	1	RETAINER, spindle sealing washer	
8	4040385	1	LOCKWIRE, fan hub	
9	4040384	1	WASHER, retaining, rear bearing	
10	4371710	1	GASKET, bearing retaining washer	
11	4253863	1	BEARING, ball, rear	
12	4040383	1	SPACER, spindle bearings	
13	4640978	1	WASHER, spacing, front bearing	
14	4253862	1	BEARING, ball, front	
15	4348502	1	NUT, spindle	
	911064	1	PIN, cotter, 1/8" x 1-3/8"	
16	4336529	1	HUB, fan	
17	088561	1	CAP, hub	
18	4042081	1	RING, snap, cap retaining	
19	4336522	1	BRACKET, fan mounting	
	904283	3	CAPSCREW, 1/2"NC x 3"	
	904208	3	LOCKWASHER, 1/2"	
	906705	1	CAPSCREW, 5/8"NC x 2-3/4"	
	904209	1	LOCKWASHER, 5/8"	
20	4336526	1	HOSE, lubricating (14-1/2" long)	
	901474	1	NIPPLE, pipe, 1/8"NPT x 4-1/2"	
	901676	1	ELBOW, pipe, 90°, 1/8"NPT	
	915274	1	FITTING, lubricating, 45°, 1/8"NPT	
	911049	1	NUT, jam, 5/8"NF	
21	4336523	1	BRACKET, lubricating hose	
	903629	1	CAPSCREW, 3/8"NC x 3/4"	
	904206	1	LOCKWASHER, 3/8"	



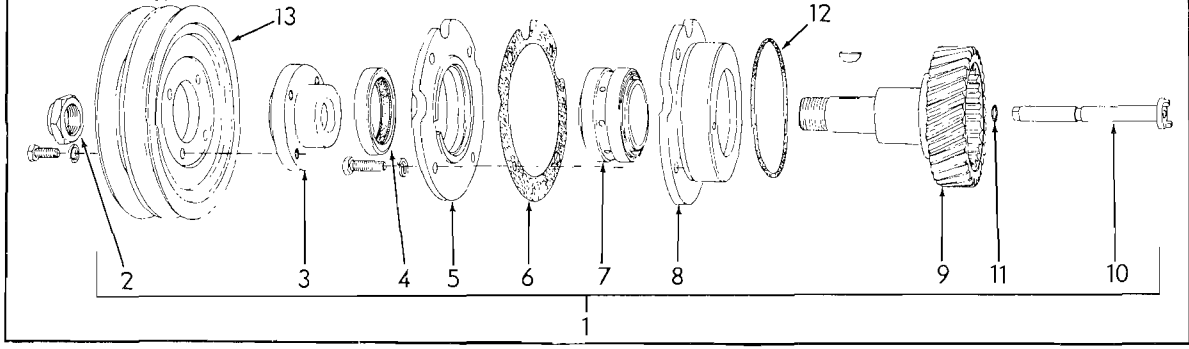
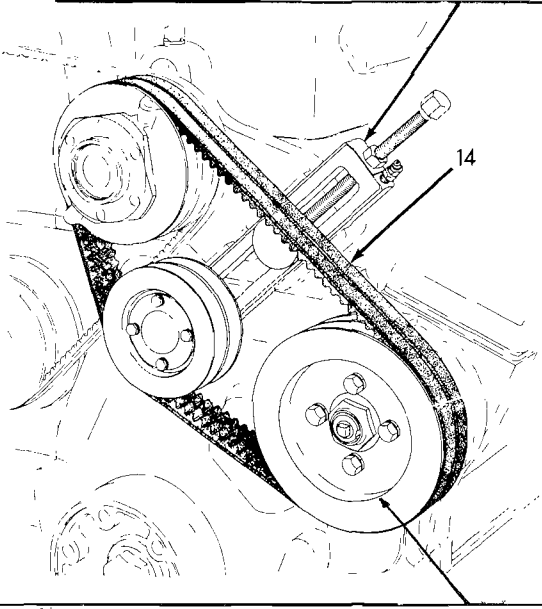
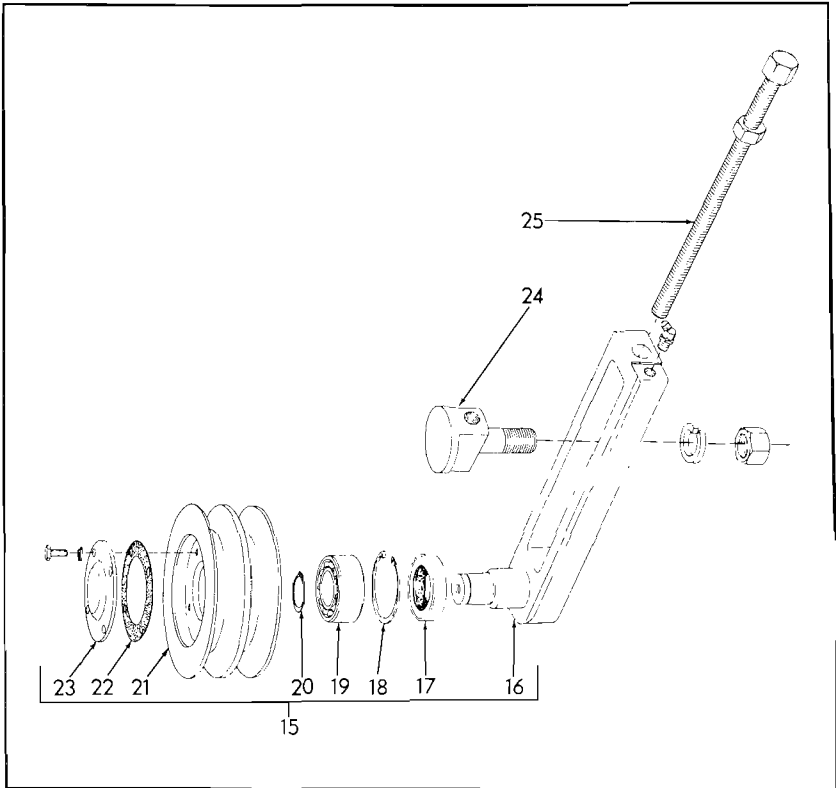
USAGE: Engines prior to serial No. 6-10368. See  
FAN DRIVE for superseding design.

ITEM	PART NUMBER	QTY.	DESCRIPTION	PACKAGE NUMBER
1	4348431	1	PULLEY ASSEMBLY, fan belt tightener (Consists of items 2 thru 10)	
2	4348118	1	COVER, pulley	
	903626	4	CAPSCREW, 5/16"NC x 3/4"	
	904205	4	LOCKWASHER, 5/16"	
3	4348122	1	GASKET, pulley cover	
4	4348421	1	PULLEY	
5	4253869	1	BEARING, ball, front	
6	4252137	1	RING, snap, pulley retaining	
7	4348121	1	SPACER, bearing	
8	4253862	1	BEARING, ball, rear	
9	4253765	1	SEAL, oil	
10	4348283	1	LEVER ASSEMBLY (Includes PLUG and FITTING indented below)	
	910230	1	PLUG, pipe, slotted-hd., 1/8"NPT	
	914465	1	FITTING, lubricating, straight, 1/8"NPT (Used prior to tractor #973)	
	913470	1	NUT, jam, slotted, 5/8"NF	
	900807	1	PIN, cotter, 1/8" x 1-1/4"	

(Continued)

FAN BELT TIGHTENER (Continued)

ITEM	PART NUMBER	QTY.	DESCRIPTION	PACKAGE NUMBER
11	4348205	1	SCREW, belt adjustment (1/2"NC x 8")	
	904208	1	LOCKWASHER, 1/2"	
	910510	1	NUT, jam, 1/2"NC	
12	4348442	1	CLAMP, locking	
13	4348443	1	CAPSCREW, locking clamp (5/8"NC x 3-1/2")	
	904209	1	LOCKWASHER, 5/8"	
14	045507	1	HOSE, fan belt tightener lubrication (Effective with tractor #973)	
	915276	1	FITTING, lubricating, 90°, 1/8"NPT	
	904209	1	LOCKWASHER, 5/8"	
	911049	1	NUT, jam, 5/8"NF	
15	040796	1	CLIP, hose supporting (Effective with tractor #973)	
16	-----	1	BRACKET (See GENERATOR)	



FAN DRIVE

FAN DRIVE

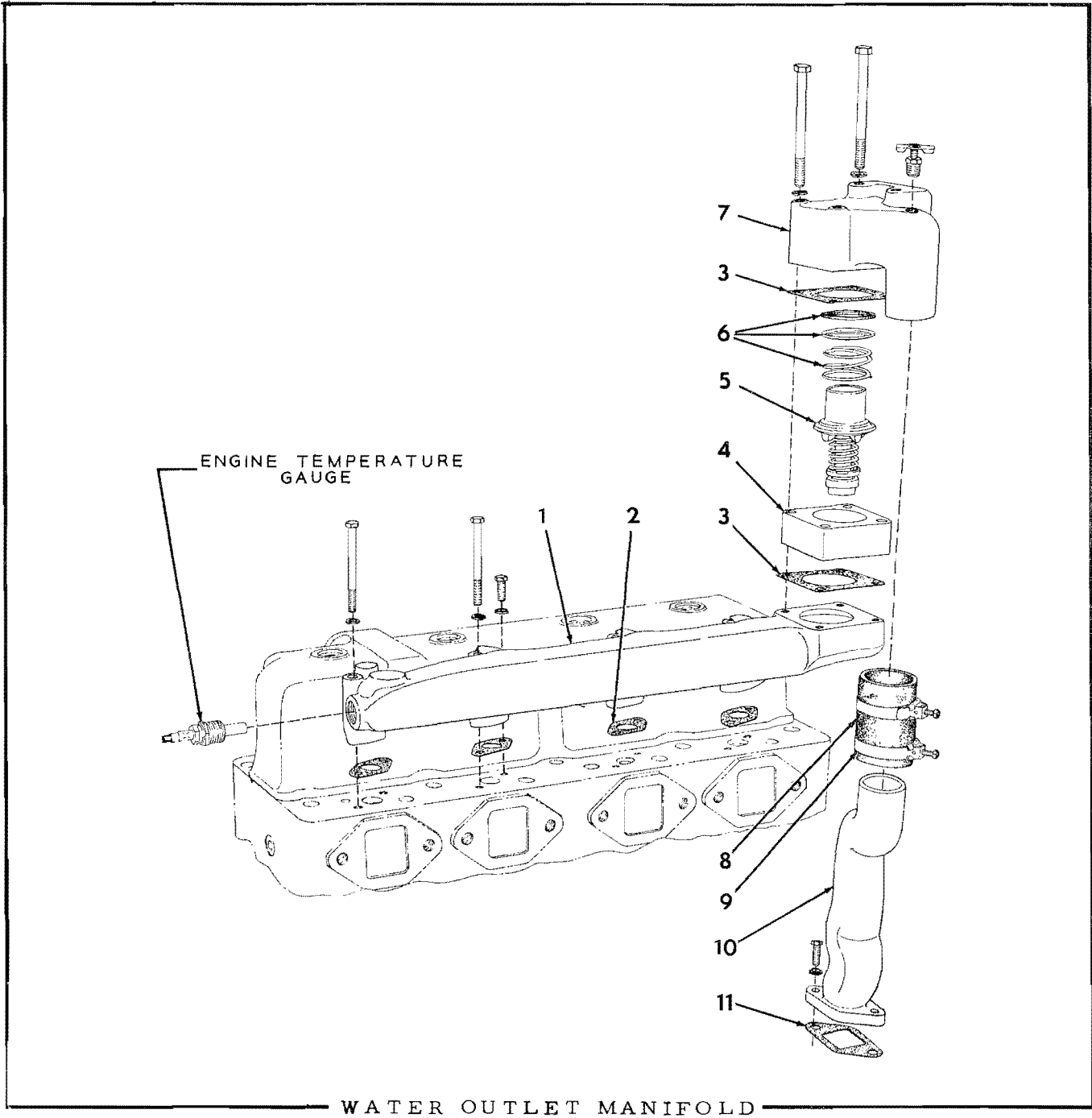
USAGE: Effective with engine serial No. 6-10368.

ITEM	PART NUMBER	QTY.	DESCRIPTION	PACKAGE NUMBER
1	4336259	1	DRIVE ASSEMBLY (Consists of items 2 thru 11)	
2	4335476	1	NUT, flange retaining	
3	4336257	1	FLANGE, pulley mounting	
4	4349736	1	SEAL, oil	
5	4349674	1	FLANGE, seal retaining	
	903631	4	CAPSCREW, 3/8"NC x 1-1/4"	
	904206	4	LOCKWASHER, 3/8"	
6	4349011	1	GASKET, seal retaining flange	
7	4253825	1	BEARING, roller	
8	4349014	1	RETAINER, bearing	
9	4335443	1	GEAR, fan drive	
	917755	1	KEY, #91 woodruff, 1/4" x 3/4"	
10	-----	1	SHAFT, pump timing	} See INJECTION PUMP
11	-----	1	O-RING, pump timing shaft	
12	4253929	1	O-RING, drive mounting	
13	4336258	1	PULLEY, fan drive	
	916225	4	CAPSCREW, 3/8"NF x 1"	
	904206	4	LOCKWASHER, 3/8"	
14	4349777	2	BELT, fan drive (Supplied in matched sets)	
15	4349660	1	IDLER ASSEMBLY, belt tightening (Consists of items 16 thru 23)	
16	{	4349661	1	SLIDE, fan idler (Used prior to engine #6-11923)
		4336587	1	SLIDE, fan idler (Effective with engine #6-11923)
		915275	1	FITTING, lubricating, 65°, 1/8"NPT
17	4254670	1	SEAL, oil	
18	4254100	1	RING, snap, rear	
19	4252157	1	BEARING, ball	
20	{	4254673	1	RING, snap, front (beveled type)(Used prior to engine #6-11923)
		4253555	1	RING, snap, front (straight type)(Effective with engine #6-11923)
21	4349662	1	PULLEY	
22	4347752	1	GASKET, pulley cover	

(Continued)

FAN DRIVE (Continued)

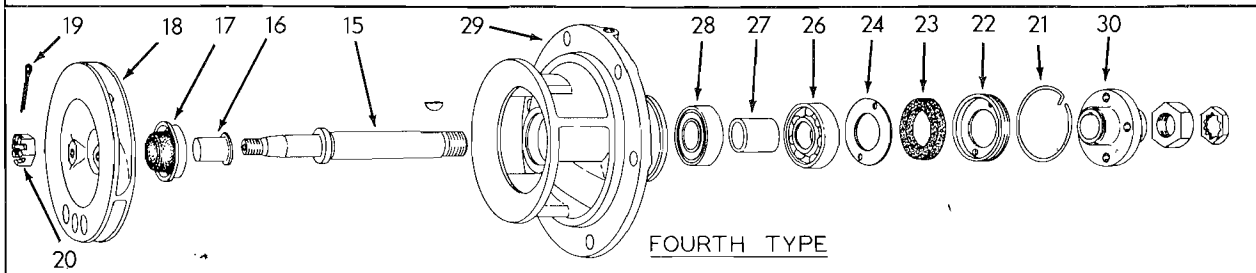
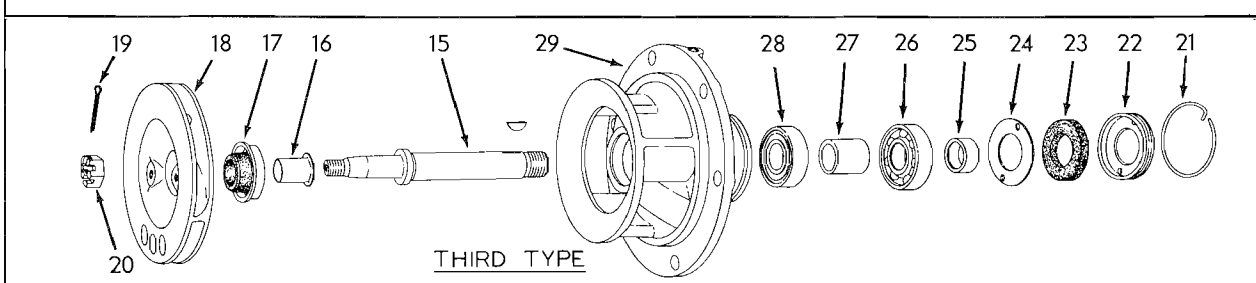
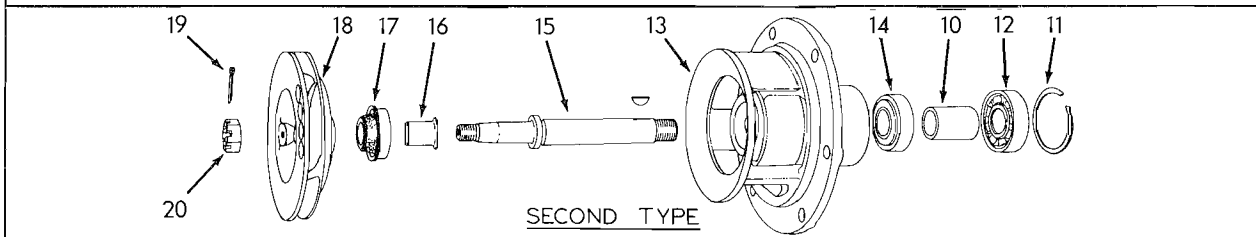
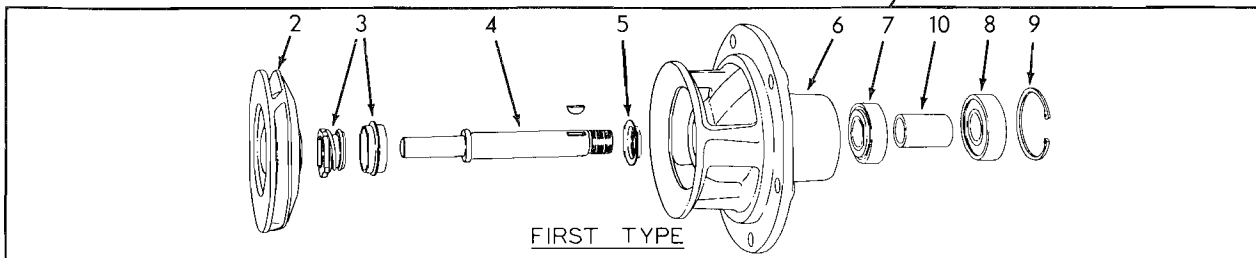
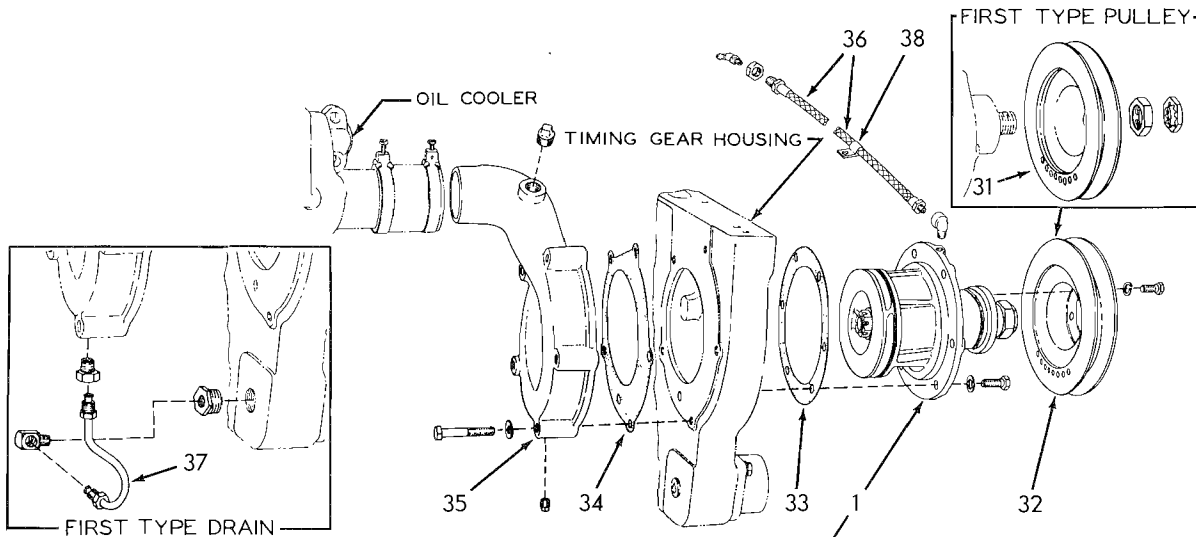
ITEM	PART NUMBER	QTY.	DESCRIPTION	PACKAGE NUMBER
23	4347751	1	COVER, pulley	
	905656	4	CAPSCREW, 1/4"NC x 5/8"	
	904204	4	LOCKWASHER, 1/4"	
24	4349666	1	BOLT, clamping, fan idler slide	
	904369	1	LOCKWASHER, 3/4"	
	910175	1	NUT, 3/4"NF	
25	4349667	1	CAPSCREW, fan belt adjustment	
	910325	1	NUT, 1/2"NC	



WATER OUTLET MANIFOLD

ITEM	PART NUMBER	QTY.	DESCRIPTION	PACKAGE NUMBER	
1	4348022	1	MANIFOLD, water outlet		
	903772	4	CAPSCREW, 5/16"NC x 1"		
	917300	1	CAPSCREW, 5/16"NC x 3-1/4"		
	917016	3	CAPSCREW, 5/16"NC x 3-1/2"		
	904205	8	LOCKWASHER, 5/16"		
2	4348278	4	GASKET, water manifold . . . . .	4349764	
3	4348189	2	GASKET, thermostat housing . . . . .	4349764	
4	4348478	1	SPACER, thermostat housing		
5	4363280	1	THERMOSTAT		
6	4375678	1	SEAL ASSEMBLY, thermostat (1 seal, 1 spring, 1 retainer. Serviced only as a unit)		
7	4348740	1	HOUSING ASSEMBLY, thermostat (Includes brass insert)(When required for engines prior to #95230 also order 1 COCK 912415 and 1 HOSE 4254331)		
	912415	1	COCK, T-handle, 1/4"NPT (Effective with engine #95230)		
	903778	2	CAPSCREW, 3/8"NC x 4-1/2"		
	917059	2	CAPSCREW, 3/8"NC x 5"		
	904206	4	LOCKWASHER, 3/8"		
8	{	4341743	1	HOSE, water by-pass tube (2-1/4" long)(Used prior to engine #95230)	
		4254331	1	HOSE, water by-pass tube (3-1/4" long)(Effective with engine #95230)	
9	4253459	2	CLAMP, hose		
10	4348097	1	PIPE, water by-pass		
	910211	2	CAPSCREW, 3/8"NC x 1-1/8"		
	904206	2	LOCKWASHER, 3/8"		
11	4347031	1	GASKET, water by-pass pipe . . . . .	4349765	





WATER PUMP

WATER PUMP

\* FIRST TYPE - Used prior to engine #77351.  
 \*\* SECOND TYPE - Used on engines #77351 thru #96151.  
 \*\*\* THIRD TYPE - Used on engines #96152 thru #6-8484.  
 \*\*\*\* FOURTH TYPE - Effective with engine #6-8485.

ITEM	PART NUMBER	* **	QTY. ***	****	*****	DESCRIPTION	PACKAGE NUMBER
NOTE: See GENERATOR for listing of driving belt.							
1	-----	1	1	1	-	PUMP ASSEMBLY (Order PUMP ASSEMBLY 4335811 and item 32)	
	4335811	-	-	-	1	PUMP ASSEMBLY (Consists of items 15 thru 30)	
	903630	6	6	6	6	CAPSCREW, 3/8"NC x 1"	
	904206	6	6	6	6	LOCKWASHER, 3/8"	
2	4346293	1	-	-	-	IMPELLER	
3	4346296	1	-	-	-	SEAL ASSEMBLY (Serviced only as a unit)	
4	4347431	1	-	-	-	SHAFT	
	905121	1	-	-	-	KEY, #5 woodruff, 1/8" x 5/8"	
5	4346952	1	-	-	-	RING, water slinger	
6	4346953	1	-	-	-	HOUSING	
7	4253478	1	-	-	-	BEARING, ball, rear	
8	4253479	1	-	-	-	BEARING, ball, front	
9	4347115	1	-	-	-	RING, snap, bearing retaining	
10	4346951	1	1	-	-	SPACER, bearing	
11	4041134	-	1	-	-	RING, snap	
12	4253917	-	1	-	-	BEARING, ball, front	
13	-----	-	1	-	-	HOUSING (Not available. Order items 1 and 32)	
14	4253914	-	1	-	-	BEARING, ball, rear	
15	4348757	-	1	1	1	SHAFT ASSEMBLY (Includes item 16)	
	905121	-	1	1	1	KEY, #5 woodruff, 1/8" x 5/8"	
16	4507084	-	1	1	1	FLINGER, water	
17	4507091	-	1	1	1	SEAL ASSEMBLY (Serviced only as a unit)	
18	4047400	-	1	1	1	IMPELLER ASSEMBLY (Includes ceramic insert)	
19	4041097	-	1	1	1	PIN, cotter, impeller nut	
20	4375686	-	1	1	1	NUT, impeller retaining	
21	4371707	-	-	1	1	RING, snap, sealing washer retainer	
22	4044206	-	-	1	-	RETAINER, sealing washer	
	4335320	-	-	-	1	RETAINER, sealing washer	

(Continued)

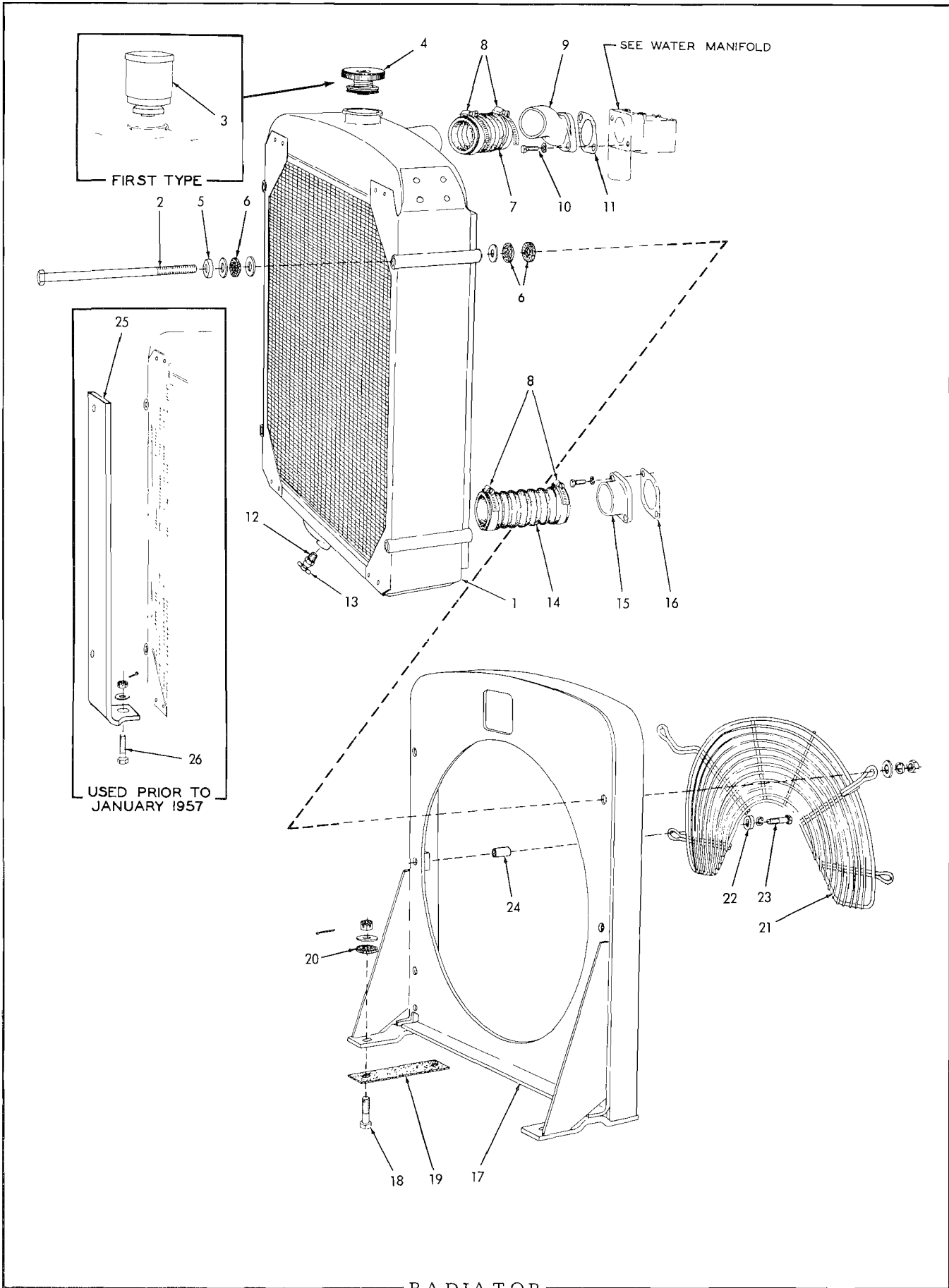
WATER PUMP (Continued)

ITEM	PART NUMBER	QTY.				DESCRIPTION	PACKAGE NUMBER
		*	**	***	****		
23	4044205	-	-	1	-	WASHER, sealing	
	4348825	-	-	-	1	WASHER, sealing	
24	4044209	-	-	1	1	WASHER, retaining	
25	4044207	-	-	1	-	SPACER, driving pulley	
26	4044210	-	-	1	1	BEARING, ball, front	
27	4044211	-	-	1	1	SPACER, bearing	
28	4044212	-	-	1	1	BEARING, ball, rear	
29	4044213	-	-	1	1	BODY, water pump	
30	4335808	-	-	-	1	FLANGE, driving pulley	
	910847	-	-	-	1	NUT, 3/4"NF	
	917680	-	-	-	1	NUT, Pal locking, 3/4"NF	
31	4348393	1	1	1	-	PULLEY	
	910847	1	1	1	-	NUT, 3/4"NF	
	917680	1	1	1	-	NUT, Pal locking, 3/4"NF	
32	4335809	-	-	-	1	PULLEY (7-1/8" diam.)(Used prior to engine #6-10368)	
	4349675	-	-	-	1	PULLEY (6" diam.)(Effective with engine #6-10368)	
	916206	-	-	-	4	CAPSCREW, 5/16"NF x 7/8"	
	904205	-	-	-	4	LOCKWASHER, 5/16"	
33	4346744	1	1	1	1	GASKET, water pump . . . . .	4349765
34	4335056	1	1	1	1	GASKET, water pump volute . . . . .	4349765
35	4348330	1	1	-	-	VOLUTE (Has external drain)(Used prior to engine #91809)	
	901651	1	1	-	-	PLUG, pipe, 1/8"NPT	
	4349322	-	1	1	1	VOLUTE (Has internal drain)(Effective with engine #91809)	
	901653	1	1	1	1	PLUG, pipe, 3/8"NPT	
	904281	5	5	5	5	CAPSCREW, 3/8"NC x 2-1/4"	
	911115	5	5	5	5	WASHER, plain, SAE std., 3/8"	
36	045507	-	-	1	1	HOSE, lubricating (12-1/4" long)(Used prior to engine #6-12757)	
	915276	-	-	1	1	FITTING, lubricating, 90°, 1/8"NPT	
	914463	-	-	1	1	ELBOW, street, 90°, 1/8"NPT	
	904209	-	-	1	1	LOCKWASHER, 5/8"	
	911049	-	-	1	1	NUT, jam, 5/8"NF	
	4336527	-	-	-	1	HOSE, lubricating (26-5/8" long)(Effective with engine #6-12757)	
	915274	-	-	-	1	FITTING, lubricating, 45°, 1/8"NPT	
	911049	-	-	-	1	NUT, jam, 5/8"NF	

(Continued)

WATER PUMP (Continued)

ITEM	PART NUMBER	QTY.				DESCRIPTION	PACKAGE NUMBER
		*	**	***	****		
37	089389	1	1	-	-	TUBE ASSEMBLY, water drain (Used prior to tractor #1692)	
	913535	1	1	-	-	CONNECTOR, inverted flare, 1/4" tube, 1/8"NPT male	
	913039	1	1	-	-	ELBOW, 90 <sup>o</sup> , inverted flare, 1/4" tube, 1/8"NPT male	
	904269	1	1	-	-	BUSHING, pipe reducing, 1/2"NPT to 1/8"NPT	
38	4251849	-	-	-	1	CLIP, lubricating hose (Effective with engine #6-12757)	



RADIATOR

RADIATOR

\* Used prior to January 1957

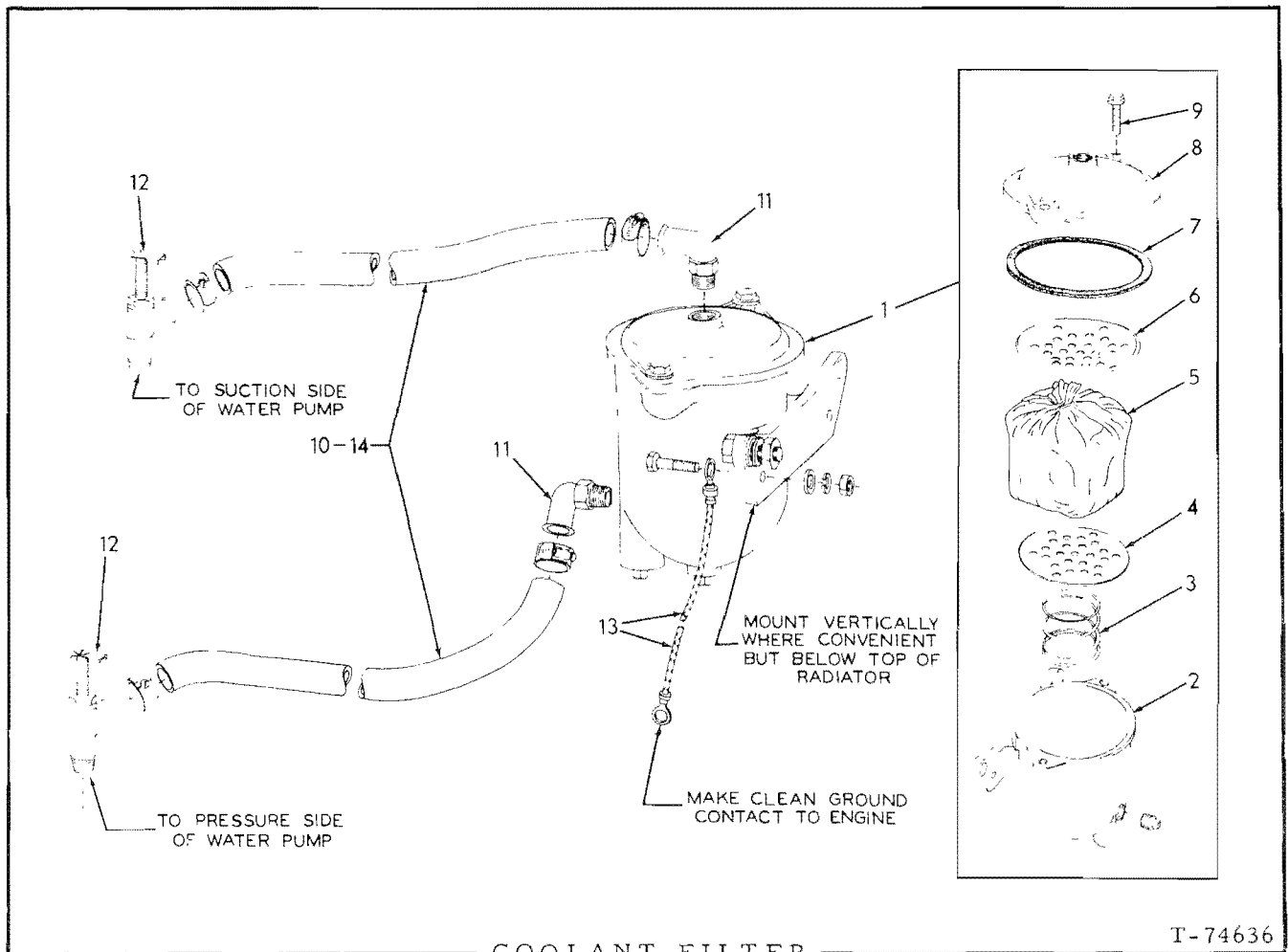
\*\* Effective January 1957

ITEM	PART NUMBER	QTY. * **	DESCRIPTION	PACKAGE NUMBER
	-----	1 -	RADIATOR ASSEMBLY (Order RADIATOR ASSEMBLY 092023 and MOUNTING KIT 093084)	
1	70092023	- 1	RADIATOR ASSEMBLY (Includes item 4) (Standard)	
	70092304	- 1	RADIATOR ASSEMBLY (Includes item 4) (Special equipment. Has armored tubes at rear of core)	
2	70099332	6 2	CAPSCREW, 1/2"NF x 7-5/8"	
	70093059	- 2	CAPSCREW, 1/2"NF x 8-1/2" . . . . .	093084
	70904208	6 2	LOCKWASHER, 1/2" . . . . .	093084
	70900818	- 12	WASHER, plain, U.S. std., 1/2" . . . . .	093084
	70916009	- 4	WASHER, shimming (1/32" thick. Use as req'd) . . . . .	093084
	70911043	- 2	NUT, 1/2"NF . . . . .	093084
	70913830	- 2	NUT, jam, 1/2"NF	
3	70087377	1 1	CAP ASSEMBLY, pressure type (Serviced only as a unit)(Used prior to approx. tractor #6883)	
4	70092028	- 1	CAP ASSEMBLY, pressure type (Serviced only as a unit)(Effective with approx. tractor #6883)	
5	70064531	- 2	WASHER, plain, radiator upper mounting capscrew (Not used with heavy wrap-around radiator guards) . . . . .	093084
6	70093054	- 8	WASHER, radiator mounting (rubber) . . . . .	093084
7	70088349	1 1	HOSE, upper	
8	70090162	4 4	CLAMP, hose, adjustable, 2-5/16" to 3-1/4" diam.	
9	70088242	1 1	ELBOW, engine water outlet	
10	70043886	2 2	CAPSCREW, 7/16"NC x 1"	
	70904207	2 2	LOCKWASHER, 7/16"	
11	74300145	1 1	GASKET, water outlet elbow . . . . .	4349764
12	70633519	1 1	COCK ASSEMBLY, radiator drain (Includes item 13)	
	70910149	1 1	ELBOW, street, 45°, 3/8"NPT (Used prior to tractor #3121)	
13	70209359	1 1	STEM, radiator drain cock	
14	70088348	1 1	HOSE, lower	
15	74347003	1 1	PIPE, engine water inlet	
	70903630	2 2	CAPSCREW, 3/8"NC x 1"	
	70904206	2 2	LOCKWASHER, 3/8"	
16	74346456	1 1	GASKET, water inlet pipe . . . . .	4349765

(Continued)

RADIATOR (Continued)

ITEM	PART NUMBER	QTY.		DESCRIPTION	PACKAGE NUMBER
		*	**		
17	086820	1	1	SUPPORT, radiator (Used only with special Heavy Radiator Guard)(Prior to January 1960)	
	620280	-	1	SUPPORT, radiator (Used only with special Heavy Radiator Guard)(Effective January 1960)	
18	035067	4	-	CAPSCREW, 1/2"NF x 2"	
	093061	-	4	CAPSCREW, drilled-end, 1/2"NF x 2" . . . . .	093084
	904208	4	-	LOCKWASHER, 1/2"	
	900818	-	4	WASHER, plain, U.S. std., 1/2" . . . . .	093084
	911043	4	-	NUT, 1/2"NF	
	910867	-	4	NUT, slotted, 1/2"NF . . . . .	093084
	900806	-	4	PIN, cotter, 1/8" x 1" . . . . .	093084
19	093055	-	2	PAD, support mounting (rubber) . . . . .	093084
20	093054	-	4	WASHER, support mounting (rubber) . . . . .	093084
21	620457	1	1	GUARD, fan (Special equipment)	
22	064531	2	2	WASHER, plain (1/4" thick)	
23	070469	-	2	CAPSCREW, 1/2"NF x 1-1/4" (early units) . . . . .	093084
	070403	-	2	CAPSCREW, 1/2"NF x 3" (late units)	
	911043	4	-	NUT, 1/2"NF	
	904208	4	2	LOCKWASHER, 1/2"	
	900818	-	2	WASHER, plain, U.S. std., 1/2"	
24	620057	-	2	SPACER, fan guard (late units only)	
25	093025	1	-	SUPPORT, radiator, left side	
	093026	1	-	SUPPORT, radiator, right side	
26	093027	2	-	CAPSCREW (drilled-end, 1/2"NF x 2-3/8")	
	900818	2	-	WASHER, plain, U.S. std., 1/2"	
	910867	2	-	NUT, slotted, 1/2"NF	
	900806	2	-	PIN, cotter, 1/8" x 1"	



USAGE: Special Equipment

ITEM	PART NO.	QTY.	DESCRIPTION
-	4357825	1	FILTER KIT (Consists of items 1 thru 13)
1	4387474	1	FILTER ASSEMBLY, water (Consists of items 2 thru 9. Has element for use with permanent anti-freeze)
	916311	2	CAPSCREW, 1/2"NC x 1-1/4"
	910244	2	WASHER, plain, SAE std., 1/2"
	904208	2	LOCKWASHER, 1/2"
	910325	2	NUT, 1/2"NC
	914670	2	CAPSCREW, 5/16"NC x 1-1/8"
	910335	2	WASHER, plain, SAE std. 5/16"
	904205	2	LOCKWASHER, 5/16"
	910323	2	NUT, 5/16"NC
2	4055031	1	BODY, filter
	920131	2	PLUG, pipe. 3/8"NPT
3	4054569	1	SPRING, filter element
4	4054568	1	PLATE, filter element. lower

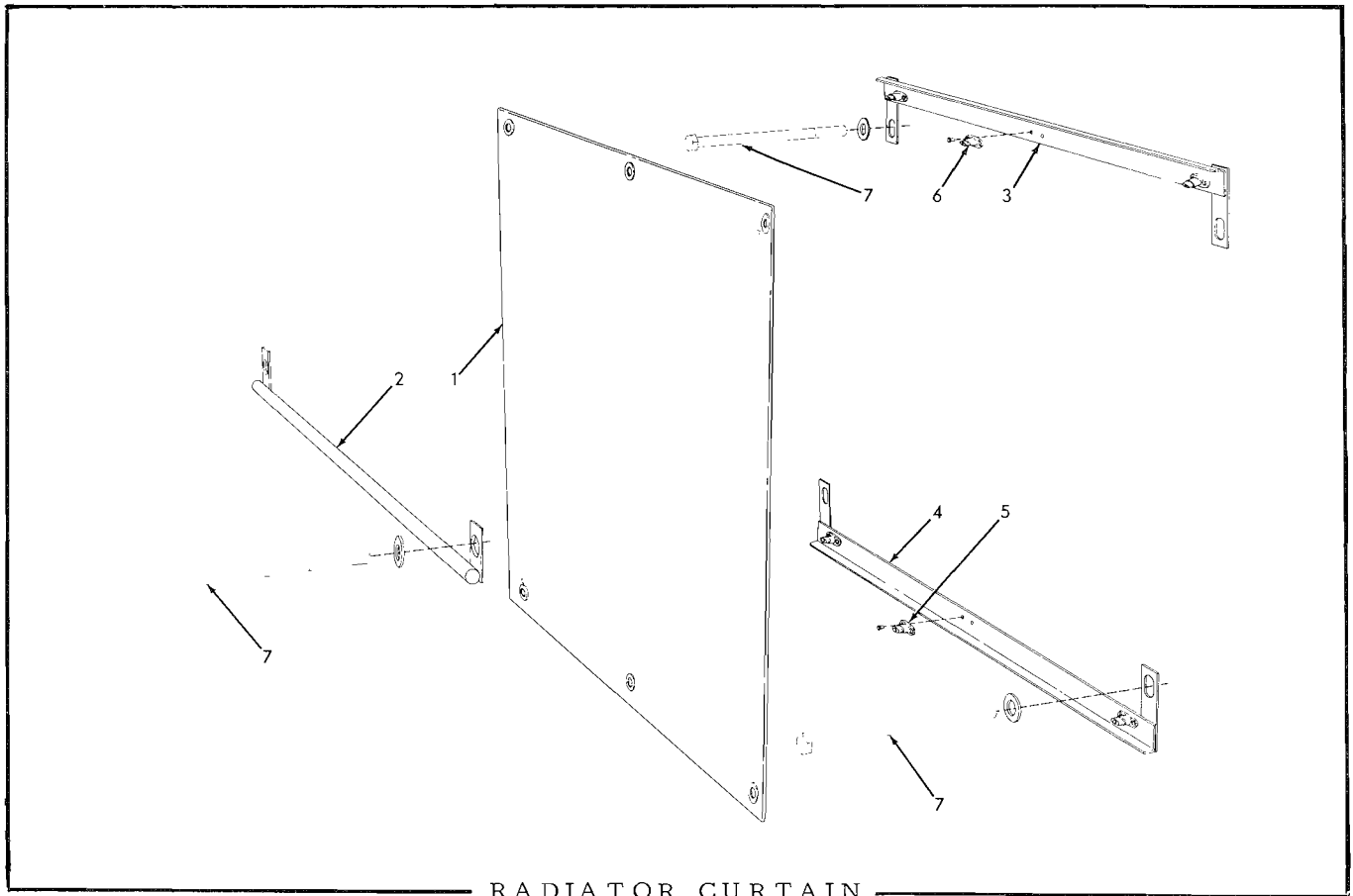
(Continued)



COOLANT FILTER (Continued)

ITEM	PART NO.	QTY.	DESCRIPTION
5	4058830	1	ELEMENT KIT, filter (Includes item 9)(Cannot be used with permanent anti-freeze)
	4058831	1	ELEMENT KIT, filter (Includes item 9)(Can be used with permanent anti-freeze)
6	4055034	1	PLATE, filter element, upper
7	4054566	1	GASKET, filter cover
8	4055032	1	COVER, filter
9	4055033	2	BOLT ASSEMBLY, filter cover (Includes washer)
10	-----	1	HOSE (86" length. Cut to suit installation)(For service replacement order item 14)
	921911	4	CLAMP, hose. 11/16" to 1-1/4" diam.
11	4255286	2	ELBOW, water hose (90° 5/8" nipple. 3/8"NPT)
12	4255772	2	VALVE, water shut-off (90°, 5/8" nipple, 3/8"NPT)
13	4059367	1	CABLE, ground
14	920722	-	HOSE, rubber, 5/8"I. D., 25 ft. roll (Use as required)

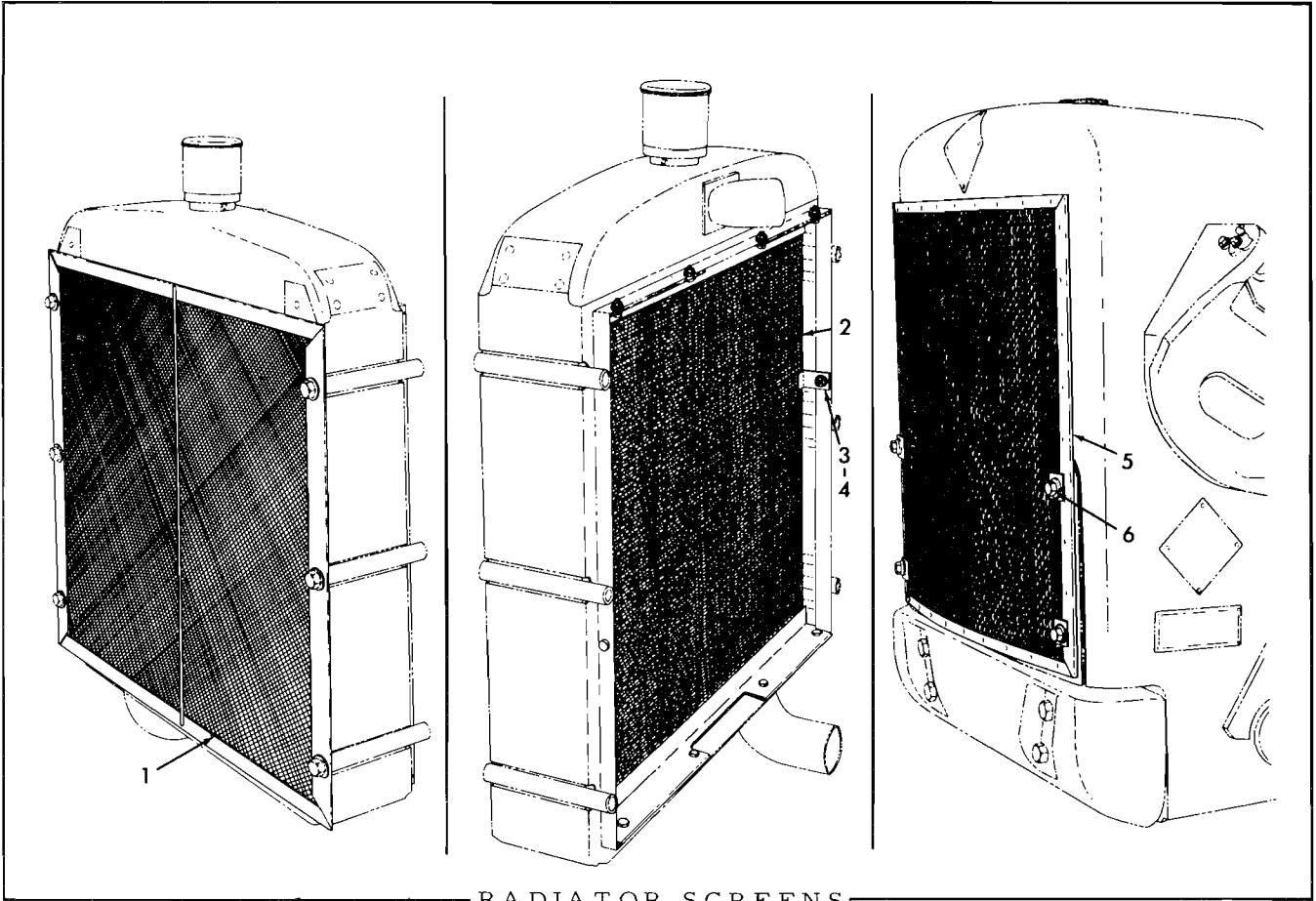
(Added March 1968)



RADIATOR CURTAIN

USAGE: Special Equipment. Applicable to all Models equipped with suction fan.

ITEM	PART NUMBER	QTY.	DESCRIPTION	PACKAGE NUMBER
1	086920	1	CURTAIN, radiator	
2	086915	1	ROD, curtain supporting (Used prior to March 1957 only)	
	910244	2	WASHER, plain, SAE std., 1/2"	
3	086918	1	BRACKET ASSEMBLY, curtain attaching, upper (Includes item 6)	
	910244	2	WASHER, plain, SAE std., 1/2"	
4	086919	1	BRACKET ASSEMBLY, curtain attaching, lower (Includes item 5)	
	910244	2	WASHER, plain, SAE std., 1/2"	
5	066661	3	FASTENER, curtain (short type)	
	912839	6	RIVET, ctsk-hd., 1/8" x 1/4"	
6	066662	3	FASTENER, curtain (long type)	
	912839	6	RIVET, ctsk-hd., 1/8" x 1/4"	
7	-----	--	CAPSCREW (See RADIATOR)	



RADIATOR SCREENS