



6G

Parts catalog

7312-0632-

AVOID ACCIDENTS

Most accidents, whether they occur in industry, on the farm, at home or on the highway, are caused by the failure of some individual to follow simple and fundamental safety rules or precautions. For this reason **MOST ACCIDENTS CAN BE PREVENTED** by recognizing the real cause and doing something about it before the accident occurs.

Regardless of the care used in the design and construction of any type of equipment there are many conditions that cannot be completely safeguarded against without interfering with reasonable accessibility and efficient operation.

A careful operator is the best insurance against an accident. The complete observance of one simple rule would prevent many thousand serious injuries each year. That rule is:

Never attempt to clean, oil or adjust a machine while it is in motion.

WARNING

On machines having hydraulically, mechanically, and/or cable controlled equipment (such as shovels, loaders, dozers, scrapers, etc.) be certain the equipment is lowered to the ground before servicing, adjusting and/or repairing. If it is necessary to have the hydraulically, mechanically, and/or cable controlled equipment partially or fully raised to gain access to certain items, be sure the equipment is suitably supported by means other than the hydraulic lift cylinders, cable and/or mechanical devices used for controlling the equipment.

6G

crawler loader

parts catalog

S/N 101-UP

S/N 37A22251-UP

Form 73122632 English

(Replaces 70626074 and 70626082)



WARNING

**STUDY THE OPERATION AND MAINTENANCE
INSTRUCTION MANUAL THROUGH BEFORE STARTING,
OPERATING, MAINTAINING, FUELING OR SERVICING THIS
MACHINE.**

1. The first part of the experiment is to determine the molar mass of a polymer. This is done by measuring the osmotic pressure of a solution of the polymer in a solvent. The osmotic pressure is measured by a method known as the membrane osmometry method. The polymer solution is separated from a pure solvent by a semi-permeable membrane. The osmotic pressure is the pressure that must be applied to the pure solvent to prevent it from flowing through the membrane into the polymer solution.

2. The second part of the experiment is to determine the degree of substitution of a polymer. This is done by measuring the refractive index of a solution of the polymer in a solvent. The refractive index is a measure of the optical density of a substance. The refractive index of a polymer solution is related to the degree of substitution of the polymer. The degree of substitution is the number of substituent groups per repeating unit of the polymer.

3. The third part of the experiment is to determine the molecular weight of a polymer. This is done by measuring the viscosity of a solution of the polymer in a solvent. The viscosity is a measure of the resistance of a fluid to flow. The viscosity of a polymer solution is related to the molecular weight of the polymer. The molecular weight is the mass of a polymer molecule divided by the number of repeating units in the molecule.

4. The fourth part of the experiment is to determine the glass transition temperature of a polymer. This is done by measuring the change in the refractive index of a polymer as a function of temperature. The glass transition temperature is the temperature at which a polymer changes from a hard, brittle solid to a soft, rubbery material. The change in refractive index is related to the change in the density of the polymer as a function of temperature.

5. The fifth part of the experiment is to determine the crystallinity of a polymer. This is done by measuring the x-ray diffraction pattern of a polymer. The x-ray diffraction pattern is a measure of the order of the atoms in a polymer. The crystallinity is the fraction of the polymer that is crystalline. The crystallinity is related to the melting point of the polymer.

6. The sixth part of the experiment is to determine the thermal stability of a polymer. This is done by measuring the weight loss of a polymer as a function of temperature. The thermal stability is a measure of the resistance of a polymer to degradation. The weight loss is related to the degradation of the polymer.

7. The seventh part of the experiment is to determine the mechanical properties of a polymer. This is done by measuring the stress-strain curve of a polymer. The stress-strain curve is a measure of the strength and ductility of a polymer. The stress is the force per unit area, and the strain is the change in length per unit length.

8. The eighth part of the experiment is to determine the electrical properties of a polymer. This is done by measuring the conductivity of a polymer. The conductivity is a measure of the ability of a polymer to conduct electricity. The conductivity is related to the presence of charge carriers in the polymer.

9. The ninth part of the experiment is to determine the optical properties of a polymer. This is done by measuring the absorption spectrum of a polymer. The absorption spectrum is a measure of the absorption of light by a polymer. The absorption is related to the presence of chromophores in the polymer.

PUBLICATIONS AVAILABLE
FOR
MODEL 6G CRAWLER LOADERS PRIOR TO S/N 13322
(See NOTE below)

<u>DESCRIPTION</u>	<u>SERIAL NO.</u>	<u>FORM NO.</u>			
		ENGLISH (Spanish)	ESPAÑOL (Portuguese)	PORTUGUÊS (Portuguese)	FRANÇAIS (French)
<u>PARTS CATALOGS</u>					
Crawler Loader	All	73122632			
Injection Pump	All	70696878			
Ripper	All	70649043			
Backhoe	All	73033035			
<u>OPERATORS MANUALS</u>					
6G Pr S/N 11094		70626096	70682613		70682611
6G S/N 11094-up		70626106	70682613		70682611
Backhoe All		73040358			
Lift Tong All		73033023			
<u>SERVICE MANUALS</u>					
Electrical System	All	*	70681718		
Engine (6000 & 7000)	All	*	70650407	70650408	70650409
Engine Clutch	All	*	70657932	70657933	70657934
Fuel Injection Nozzles . . .	All	70682797			
Fuel Injection Pump	All	70657398			
Shovel	All	70641546	70645287	70645288	70645289
Steering Clutches & Brakes	All	*	70657935	70657936	70657937
Track Frames & Tracks	All	*	70650413	70650414	70650415
Transmission, Bevel Gear, Drive Shaft U-Joint	All	*	70656742	70656743	70656744

* Use complete service manual 70677543 and form 70641540

NOTICE

CONSULT YOUR FIAT-ALLIS CONSTRUCTION MACHINERY
DEALER FOR PUBLICATIONS.

SEE CONSTRUCTION MACHINERY TECHNICAL PUBLICATIONS
INDEX (FORM 70658800) FOR ALL AVAILABLE PUBLICATIONS.

PUBLICATIONS INDEX (FORM 70658800) IS AVAILABLE FREE
FROM YOUR DEALER.

PUBLICATIONS AVAILABLE
FOR
MODEL 6G CRAWLER LOADER S/N 13322 and up
(See NOTE below)

<u>DESCRIPTION</u>	<u>SERIAL NO.</u>	<u>FORM NO.</u>			
		ENGLISH	ESPAÑOL (Spanish)	PORTUGUÊS (portuguese)	FRANÇAIS (French)
<u>PARTS CATALOGS</u>					
Crawler Loader	All	73122632			
Injection Pump	All	70696878			
Ripper	All	70649043			
Backhoe S/N 15791-up		70690215			
<u>OPERATORS MANUALS</u>					
6G Pr S/N 15791-		70626139	70682613		
6G S/N 15791-up		70639972	70682613		70682611
Backhoe S/N 15791-up		70690215			
Lift Tong All		73033023			
<u>SERVICE MANUALS</u>					
Electrical System	All	70696657	70681718		70688844
Engine (6000 & 7000)	All	70645120	70650407	70650408	70650409
Engine Clutch	All	70650396	70657932	70657933	70657934
Fuel Injection Nozzles	All	70682797			
Fuel Injection Pump	All	70657398			
Shovel	All	70641546	70645287	70645288	70645289
Steering Clutches & Brakes	All	70650433	70657935	70657936	70657937
Final Drives	All	70671115	70657938	70657939	70657940
Track Frames & Tracks S/N 15620-up		70645550	70650413	70650414	70650415
Transmission, Bevel Gear, Drive Shaft U-Joint	All	70650432	70656742	70656743	70656744
Service Manual Set	All	70689643			

NOTICE

CONSULT YOUR FIAT-ALLIS CONSTRUCTION MACHINERY
DEALER FOR PUBLICATIONS.
SEE CONSTRUCTION MACHINERY TECHNICAL PUBLICATIONS
INDEX (FORM 70658800) FOR ALL AVAILABLE PUBLICATIONS.
PUBLICATIONS INDEX (FORM 70658800) IS AVAILABLE FREE
FROM YOUR DEALER.

MODEL IDENTIFICATION

(Loaders prior to S/N13322)

The symbol listed below is stamped in front of the model serial number on each unit.

MODEL SYMBOL	ENGINE MODEL	DESCRIPTION
--------------	--------------	-------------

HD6G

HD344G

Front end shovel, 39 link track with 6 roller-rigid-truck frames, 60" tread and mechanical drive.

TRACTOR SERIAL NO.

ENGINE SERIAL NO.

SHOVEL SERIAL NO.

LOADER SERIAL NO.

SERIAL NUMBER LOCATIONS

TRACTOR SERIAL NO.: On rear face of steering clutch housing at the upper right hand corner. Also on small plate attached directly below instrument panel.

ENGINE SERIAL NO.: On plate attached to the left hand side of the cylinder block at rear end. Also on plate attached directly below instrument panel. Effective approximately March 1957, the engine serial numbering system was changed. Under the old system, a 5-digit number was used (Example: No. 99321). The prefix "6-" with the serial number (Example: 6-7101) is used under the new system. With the new prefix, the serial numbers were started in a new series, beginning with No. 6-7101.

SHOVEL SERIAL NO.: On plate attached to the upper rear face of the left hand side of the shovel frame.

LOADER SERIAL NO.: On plate attached to the front face of the loader frame center bar.

MODEL IDENTIFICATION
(Loader S/N13322 and up)

The symbol listed below is stamped in front of the model serial number on each unit.

MODEL SYMBOL	ENGINE MODEL	DESCRIPTION
6G	6000	21,000 pound crawler loader, 39 link track with 6 roller rigid track frames, 60" tread and mechanical drive

RECORD YOUR SERIAL NUMBERS BELOW

CRAWLER LOADER SERIAL NO. _____

ENGINE SERIAL NO. _____

SERIAL NUMBER LOCATIONS

CRAWLER LOADER SERIAL NO. On steering clutch housing at the upper right hand corner of the rear face and vertically on right side of the rear edge. Also on small plate attached directly below instrument panel.

ENGINE SERIAL NO. On plate attached to the left hand side of the cylinder block near the rear end. Also on small plate attached directly below instrument panel.

IMPORTANT

All parts listed herein, which have no specific usage indicated, are applicable to all models. Those parts which are used only on specific models are so indicated.

Attaching parts such as bolts, nuts, rivets, screws, washers, etc., are indented immediately following the parts which they attach:

Parts indicated with a square (□) are also available in packaged sets. Refer to section titled "PACKAGED PARTS".

The terms "right" and "left" used throughout this parts catalog are determined by facing the direction of forward travel.

INSTRUCTIONS FOR ORDERING PARTS

At the time this parts catalog was published, the listed part numbers were current. It is our policy to constantly improve our machines and therefore, part numbers and design may change. When ordering parts, verify part numbers through your dealer's parts catalog which is up to date with all latest part numbers.

Order parts from the dealer covering the local territory.

ALWAYS GIVE THE MODEL AND SERIAL NUMBER OF MACHINE. IF PARTS ARE FOR AN ASSEMBLY WHICH HAS A MODEL AND/OR SERIAL NUMBER (SUCH AS ENGINE ASSEMBLY, PUMP ASSEMBLY), ALSO INCLUDE THIS INFORMATION.

To obtain parts promptly, give part name and part number.

Give post office address, town, county and state where parts are to be shipped. Also specify whether material is to be shipped by freight, express or parcel post.

Confirm all telephone or telegraph orders in writing.

Parts for standard motor accessories such as generators and starting motors should be ordered from authorized Service Stations maintained by manufacturers of these units throughout the country.

No credit will be allowed on parts unless they are returned to the dealer from whom they were purchased; from there they will be returned, at the customer's expense, to the factory for inspection.

Unless claims for shortages or errors are made immediately upon receipt of goods, they will not be considered.

When broken goods are received, a full description of the damage should be made by the carrier agent on the freight bill. If this description is insisted upon, full damage can always be collected from the transportation company.

No responsibility is assumed for delay or damage to merchandise while in transit. Our responsibility ceases upon delivery of shipment to the transportation company from whom a receipt is received showing that shipment was in good condition when delivered to them; therefore, claims (if any) should be filed with the transportation company.

The right is reserved to change the construction or material of any parts where it seems desirable to do so without incurring the obligation of installing such changes on units already delivered.

(Specifications and design subject to change without notice)

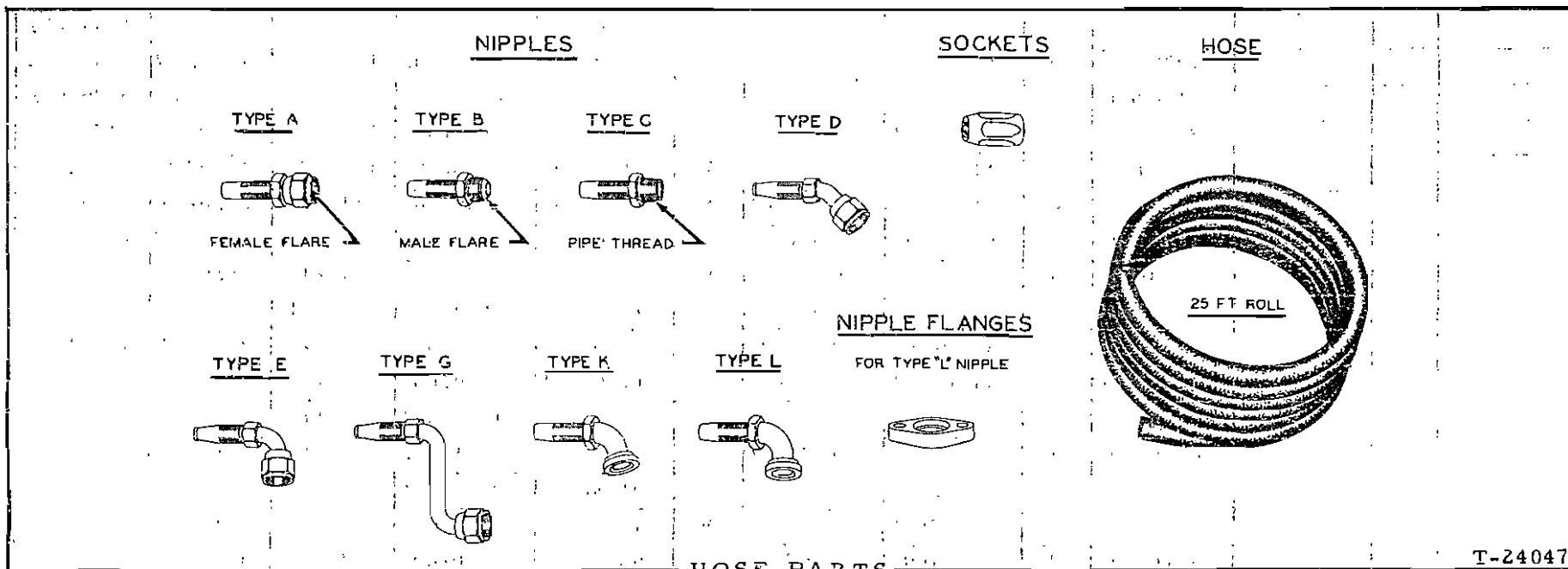
ALPHABETICAL INDEX

Air Cleaner.....	152,155,157,159	Final Drive	
Air Heater.....	169,171	Housing.....	255
Air Pre-Cleaner Extension.....	397	Intermediate Shaft.....	262,263
Air Restriction Indicator.....	162	Pinion Shaft.....	260,261
Batteries and Cables.....	352,355,357	Outboard Bearing and Seal.....	273
Battery Box.....	331,332	Sprocket, Shaft and Gear.....	271
Belt, drive.....	195,362,364,366	Floor.....	322,323,324
Belt, seat.....	335	Flywheel and Housing.....	37
Bevel Gear and Shaft.....	253	Front Fenders.....	321
Boom Piping.....	504	Fuel Filter.....	77,79,81,82,84,86,89,91
Brake Drum.....	258,260,261	Fuel Return Manifold.....	111
Brakes.....	267	Fuel Lines.....	95,97,99
Bucket.....	493,496	Fuel Tank.....	100,101,103,104
Bucket Hydraulics.....	500	Gauges	
Bucket Position Indicator.....	501	Air Restriction Indicator.....	162
Camshaft.....	43	Ammeter.....	368,371,373
Connecting Rod.....	32,33	Engine Clutch Oil Lever.....	237
Canopy.....	398	Engine Oil Lever.....	48,49
Counter-Weight.....	505	Engine Oil Pressure.....	370,373
Cowl.....	370,373	Engine Temperature.....	370,373
Crane Hook.....	510	Fuel Level.....	100,101,103,104
Crankcase Guard.....	280	Fuel Pressure.....	375,376
Crankshaft.....	34	Hour Meter.....	379,381
Cylinder Block.....	23,27	Track Wear.....	403
Cylinder Head.....	41	Gear Shift.....	251
Cylinder Sleeve.....	23,27	Generator.....	362,364,366
Cylinders		Generator Regulator.....	361
Clam.....	500	Grouzers.....	312
Dump.....	445	Hood.....	317,319
Lift.....	453,455	Hood Side Plates.....	392,393,394
Loader.....	531,535	Hose Parts.....	8,11
Diverter Valve and Controls.....	487,491	Hour Meter.....	379,381
Drawbar.....	274,275,277	Hydraulic Tank and Control Valve.....	457,461
Elements		Hydraulic Tank and Covers.....	466,469,471
Air Cleaner.....	152,155,157,159	Hydraulic Track Adjuster.....	306,307
Engine Clutch Oil Filter.....	237	Hydro-Pneumatic Accumulator.....	519,521,523
Engine Oil Filter.....	61,65	Injection Fuel Return Lines.....	112,113
Fuel Filter.....	84,86,89,91	Injection Nozzles and Lines.....	115,117
Heavy-Duty Fuel Filter.....	72,74,75	Injection Pump.....	106,107,108
Heavy-Duty Oil Filter.....	72,74,75	Instruments.....	368,370,373
Shovel Hydraulic Tank.....	473	Intake Manifold.....	147,148
Shovel Portable Filter.....	514	Lift Fork.....	509
Engine Breather.....	39	Lights	
Engine Clutch Control.....	233,235	Head.....	341,343,345,347
Engine Clutch and Housing.....	208,211	Rear Flood.....	388,390,391
Engine Clutch Oiling System.....	237	Tail.....	383,387
Engine Decelerator.....	132,134,137	Lights and Wiring.....	341,343,345
Engine and Mounting.....	21	Loader Frame and Tong.....	525,529
Engine Oil Level Gauge.....	48,49	Loader Hydraulic Cylinders and Piping.....	531,535
Engine Shut-off Control.....	139,141,143,144	Main Frame.....	278,280
Exhaust Pipe.....	150	Manifolds	
Fan.....	187,189,191	Exhaust.....	150
Fan Drive.....	191	Fuel Return.....	111
Fan Guard.....	175,179	Intake.....	147,148
Filters		Water Outlet.....	202,204,206
Coolant.....	183	Master Switch.....	333
Engine Clutch Oil.....	237	Master Switch Cover.....	333
Engine Oil.....	61,65,67,69,71	Moldboard.....	506,507
Fuel.....	84,86,89,91	Muffler.....	149,150
Heavy-Duty Fuel.....	72,74,75,77,79,80,82	Numerical Index.....	539
Heavy-Duty Oil.....	67,69,70,72,74,75	Odometer.....	377
Shovel Hydraulic Tank.....	473	Oil Cooler.....	58,59
Shovel Portable.....	515	Oil Filter.....	61,65
		Oil Pan.....	46
		Oil Pump.....	51,54
		Oil Pump Drive.....	51,55

ALPHABETICAL INDEX

Packaged Parts..... 14
 Painting and Marking..... 336,338
 Piston..... 32,33
 Power Pulley..... 401
 Power Take-Off..... 405
 Primer..... 164
 Pull Hook..... 278,280
 Pumps
 Air Heater..... 167
 Engine Clutch Oil..... 239
 Engine Oil..... 51,55
 Engine Primer..... 164
 Fuel Injection..... 406,107,108
 Shovel..... 425
 Water..... 197,201
 Radiator..... 175,179
 Radiator Curtain..... 181
 Radiator Guard..... 315
 Radiator Screen..... 182
 Raincap..... 149
 Rear Fenders..... 325,326,328
 Rear Flood Light..... 388,390,391
 Rigid Beam..... 282
 Rock Fork..... 508
 Seat..... 331,335
 Shovel Frame..... 411,413,415
 Shovel Hydraulic Cylinders & Piping..... 439,441
 Shovel Hydraulic Pump Lines..... 425,427
 Shovel Linkage..... 417,422
 Shovel Portable Filter..... 514
 Shovel Pump and Drive..... 428,429
 Shovel Valve Controls..... 475,476
 Starter..... 358,359,360
 Steering Clutch & Final Drive Housing..... 255
 Steering Clutch Throwout..... 265
 Steering Clutches..... 258
 Street Plate..... 312
 Tail Light..... 383,387
 Thermostat..... 202,204,206
 Throttle Control..... 123,125,129
 Timing Gear Housing..... 29
 Timing Gears..... 34,43,106,107,108
 Tool Box..... 403
 Tools..... 403
 Track..... 309,311
 Track Carrier Roller..... 299
 Track Frame..... 287,289
 Track Idler..... 301,303
 Track Release..... 305
 Track Roller..... 297
 Track Roller Guards..... 291,292
 Transmission Assembly..... 240
 Case and Covers..... 242
 Input Shaft..... 244
 Top Shaft..... 245
 Bevel Pinion Shaft..... 246
 Low-Speed Reverse..... 248
 High-Speed Reverse..... 249
 Trench Hoe..... 512
 Universal Joint..... 227,228,230

Valves
 Air Heater Check..... 170
 Clam Safety..... 500
 Engine Oil Pressure Regulating..... 22,26
 Engine Oil Pump Pressure Relief..... 50,54
 Exhaust..... 43
 Fuel Injection Pressure Relief..... 112,113
 Intake..... 43
 Hydro-Pneumatic Selector..... 519,521,523
 Shovel Check..... 456,460
 Shovel Control..... 475,476
 Shovel Diverter..... 487,491
 Shovel Safety..... 456,460
 Track Adjuster Relief..... 306,307
 Valve Lifter Covers..... 45
 Valve Operating Mechanism..... 43
 Water Outlet Manifold..... 202,204,206
 Water Pump..... 197,201



T-24047

8 USAGE: Loaders prior to S/N 13322
NOTE: Refer to right hand column for identity of interchangeable crimped-type hose (fittings not re-usable). Assembly number shown in left hand column indicates available replacement hose assembly with reusable components; where no assembly number is listed, hose assembly is not available from factory but may be constructed in the field from data indicated.

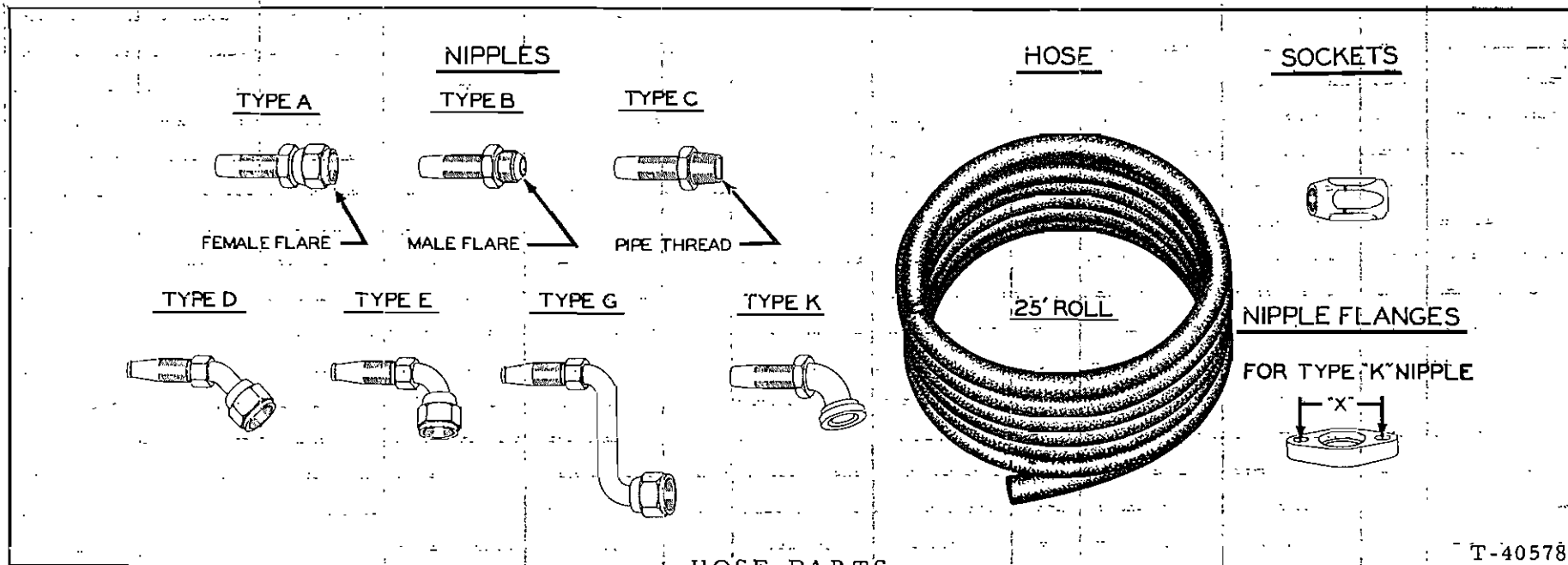
HOSE ASSEMBLY NO. (See NOTE)	BULK HOSE (25' roll)	HOSE LENGTH (inches)	NIPPLE (#1 end)			NIPPLE (#2 end)			SOCKET (both ends)	NIPPLE FLANGE		CRIMPED-TYPE HOSE (See NOTE) Part No.
			Including SOCKET	NIPPLE only	Type	Including SOCKET	NIPPLE only	Type		Part No.	X Dim	
70083002	70919196	7-5/8	70920847	70920301	A	70920833	70919200	C	70919143			
70083529	70919156	17	70920858	70919080	B	70920865	70919081	E	70919076			
70083567	70919156	24-5/8	70920858	70919080	B	70920880	70919254	D	70919076			
70094440	70919155	65	70920849	70920302	A	70920849	70920302	A	70919075			
70094464	70919155	59-3/4	70920849	70920302	A	70920864	70919082	E	70919075			
70094674	70919196	34-1/4	70920847	70920301	A	70920862	70919194	E	70919143			
70094703	70919196	32-1/4	70920847	70920301	A	70920833	70919200	C	70919143			
70094858	70919196	39-1/2	70920847	70920301	A	70920862	70919194	E	70919143			
70095323	70919196	5-3/8	70920855	70919144	B	70920877	70919207	D	70919143			

70095324	70919156	27-5/8	70920880	70919254	D	70920865	70919081	E	70919076		
70095526	70919156	7-3/4	70920850	70920303	A	70920858	70919080	B	70919076		
70095554	70919196	17-3/4	70920847	70920301	A	70920862	70919194	E	70919143		
70095789	70919156	38-1/2	70920850	70920303	A	70920858	70919080	B	70919076		
70095865	70919196	21-3/8	70920862	70919194	E	70920862	70919194	E	70919143		
70097746	70919156	9-1/2	70920858	70919080	B	70920838	70919074	C	70919076		
70097747	70919196	18-1/4	70920855	70919144	B	70920834	70919550	C	70919143		
70097864	70919196	50	70920847	70920301	A	70920847	70920301	A	70919143		
70098365	70919156	31	70920872	70919158	E		70919296	G	70919076		
70098366	70919156	27-5/8	70920865	70919081	E		70919296	G	70919076		
70620495	70919196	9-3/8	70920855	70919144	B	70920869	70919253	B	70919143		
70620496	70919196	42	70920855	70919144	B	70920869	70919253	E	70919143		
70625835	70919474	65	70921011	70923097	A	70921011	70923097	A	70919469		
70625836	70920221	75-1/4	70920852	70920344	A	70920852	70920344	A	70919281		
70626392	70920794	149-1/2	70921020	70922830	A	70920944	70920978	A	70920972		
70626393	70920794	155-1/2	70920944	70920978	A		70641707	E Long	70920972		
70626405	70920221	12-7/8	70920841	70919280	C	70920882	70919278	D	70919281		
73010972	70920795	72	70920945	70922831	A	70920928	70920970	C	70920973		
73010979	70920795	72	70920928	70920970	C	70920928	70920970	C	70920973		
73016241	70919474	44	70921011	70923097	A	70921009		D	70919469		
73016242	70919474	44	70921011	70923097	A	70920840		C	70919469		
73016243	70920221	34-1/2	70920852	70920344	A	70920852	70920344	A	70919281		
73016244	70920221	32	70920852	70920344	A	70920852	70920344	A	70919281		
73016868	70920795	101-1/4	70920945	70922831	A	73016863		K	70920973		
73019620	70920795	112-1/4	70920945	70922831	A	73016863		K	70920973		
73020162	70920221	17-3/4	70920852	70920344	A	70920841	70919280	C	70919281		
73020231	70920727	42-1/4	70920852	70920344	A	70920852	70920344	A	70919281		
73020232	70920727	20-3/4	70920852	70920344	A	70920852	70920344	A	70919281		
73020275	70920794	171-3/4	70920944	70920978	A	70921020	70922830	A	70920972		
73020276	70920794	152	70920944	70920978	A	70921020	70922830	A	70920972		
73024545	70920221	12-3/4	70920852	70920344	A	70920841	70919280	C	70919281		
74335557	70919196	7-7/8	70920847	70920301	A	70920833	70919200	C	70919143		

(Continued)

HOSE PARTS (Continued)

74335716	70919196	10-5/8	70920847	70920301	A	70920833	70919200	C	70919143			
74335898	70919155	19-1/2	70920849	70920302	A	70920864	70919082	E	70919075			
74335931	70919196	7	70920862	70919194	E short	70920869	70919253	E long	70919143			
74335935	70919155	15-1/2	70920849	70920302	A	70920864	70919082	E	70919075			
74348960	70920222	9-7/8	70920868	70920144	E		70920141	L	70919282	70919251	3	
74348961	70920222	11-7/8	70920868	70920144	E		70920141	L	70919282	70919251	3	
74349776	70919155	7	70920849	70920302	A	70920836	70919073	C	70919075			
	70920795	101-1/4	70920963	70921555	D		70626222	K	70920973			70646240
	70919155	97-3/4	70920849	70920302	A		70919297	G	70919075			70646743
	70919155	88-1/2	70920864	70919082	E		70919297	G	70919075			70646899



T-40578

USAGE: Loader S/N 13322 and up

NOTE: Refer to right hand column for identity of interchangeable crimped-type hose (fittings not re-usable). Assembly number shown in left hand column indicates available replacement hose assembly with re-usable components; where no assembly number is listed, hose assembly is not available from factory but may be constructed in the field from data indicated.

HOSE ASSEMBLY NO. (See NOTE)	BULK HOSE (25' roll)	HOSE LENGTH (inches)	NIPPLE (#1 end)			NIPPLE (#2 end)			SOCKET (both ends)	NIPPLE FLANGE		CRIMPED-TYPE HOSE (See NOTE) Part No.
			Including SOCKET	NIPPLE only	Type	Including SOCKET	NIPPLE only	Type		Part No.	X Dim	
70097747	70919196	18-1/4	70920855	70919144	B	70920834	70919550	C	70919143			
70097864	70919196	50	70920847	70920301	A	70920847	70920301	A	70919143			
70622517	70920221	19-5/8	70920852	70920344	A	70920867	70919277	E	70919281			
70622588	70919155	12-5/8	70920849	70920302	A	70920871	70919157	E	70919075			
70625835	70919474	65	70921011	70923097	A	70921011	70923097	A	70919469			
70625836	70920221	75-1/4	70920852	70920344	A	70920852	70920344	A	70919281			
70626392	70920794	149-1/2	70921020	70922830	A	70920944	70920978	A	70920972			
70626393	70920794	155-1/2	70920944	70920978	A		70641707	E	70920972			
70626405	70920221	12-7/8	70920841	70919280	C	70920882	70919278	D	70919281			

70639793	70919196	22	70920877	70919207	D	70920869	70919253	E	70919143			
73010972	70920795	72	70920945	70922831	A	70920928	70920970	C	70920973			
73010979	70920795	72	70920928	70920970	C	70920928	70920970	C	70920973			
73020231	70920727	42-1/4	70920852	70920344	A	70920852	70920344	A	70919281			
73020232	70920727	20-3/4	70920852	70920344	A	70920852	70920344	A	70919281			
74335583	70919196	10-1/8	70920847	70920301	A	70920862	70919194	E	70919143			
74335716	70919196	10-5/8	70920847	70920301	A	70920833	70919200	C	70919143			
74335898	70919155	19-1/2	70920849	70920302	A	70920864	70919082	E	70919075			
74335931	70919196	7	70920862	70919194	^E short	70920869	70919253	^E long	70919143			
74335935	70919155	15-1/2	70920849	70920302	A	70920864	70919082	E	70919075			
74337743	70919155	7		70921269	C	70920879	70919159	D	70919075			
74338481	70919155	17-1/2	70920849	70920302	A	70920864	70919082	E	70919075			
74338482	70919155	19-1/2	70920849	70920302	A	70920864	70919082	E	70919075			
74349776	70919155	7	70920849	70920302	A	70920836	70919073	C	70919075			
	70919196	22	70920862	70919194	^E short	70920869	70919253	^E long	70919143			70643923
	70919156	41-1/4	70920850	70920303	A	70920858	70919080	B	70919076			70644555
	70919196	15-3/4	70920855	70919144	B	70920834	70919550	C	70919143			70644683
	70919156	9-1/2	70920858	70919080	B	70920838	70919074	C	70919076			70644694
	70919196	43	70920855	70919144	B	70920869	70919253	E	70919143			70644696
	70919196	39-1/2	70920847	70920301	A	70920862	70919194	E	70919143			70644697
	70919155	12-5/8	70920849	70920302	A	70920879	70919159	D	70919075			70646142
	70919196	56-3/4	70920847	70920301	A	70920847	70920301	A	70919143			70646198
	70920795	101-1/4	70920963	70921555	D		70626222	K	70920973			70646240
	70919155	97-3/4	70920849	70920302	A		70919297	G	70919075			70646743
	70919196	26-3/4	70920877	70919207	D	70920877	70919207	D	70919143			70646842
	70919155	88-1/2	70920864	70919082	E		70919297	G	70919075			70646899
	70919156	31	70920872	70919158	E		70919296	G	70919076			70646904
	70919156	27-5/8	70920865	70919081	E		70919296	G	70919076			70646905
	70919196	40-1/2	70920833	70919200	C	70920862	70919194	E	70919143			70646907
	70919196	54	70920847	70920301	A	70920862	70919194	E	70919143			70646908
	70919156	38-1/2	70920850	70920303	A	70920880	70919254	D	70919076			70646914
	70919196	32-1/4	70920847	70920301	A	70920833	70919200	C	70919143			70647915
	70920794	75	70920944	70920978	A	70920944	70920978	A	70920972			70648155

(Continued)

PACKAGED PARTS

PACKAGE NO.	DESCRIPTION
-----	BLOCK KIT, clutch camshaft(See page 225)
-----	ELEMENT KIT, shovel filter(See page 473)
-----	FILTER KIT, hydraulic system fluid(See Shovel Portable Filter)
74359745	GASKET KIT, cylinder head(HD 344G engines)
	4 74251987 RING, sealing, valve lifter cover nut
	1 74300145 GASKET, water outlet elbow
	4 74338511 GASKET, muffler to cylinder head
	2 74337769 GASKET, valve lifter cover
	4 74346138 GASKET, intake manifold
	1 74348133 GASKET, breather tube
	2 74348189 GASKET, thermostat housing
	4 74348278 GASKET, water manifold
	1 74348772 GASKET, rocker cover
	1 74348934 GASKET, water outlet elbow(Not HD6G)
	1 74349883 GASKET, cylinder head
	1 74511204 GASKET, injection nozzle holder
74359742	GASKET KIT, cylinder head(6000 series engines)
	4 70923574 O-RING, water by-pass tube
	1 74300145 GASKET, water outlet elbow
	2 74337769 GASKET, valve lifter cover
	4 74359355 GASKET, muffler to cylinder head
	1 74348133 GASKET, breather tube
	2 74349808 GASKET, water manifold
	1 74349809 GASKET, thermostat housing
	1 74349883 GASKET, cylinder head
	1 74354113 GASKET, rocker cover
	4 74359741 GASKET, intake manifold
	4 74378031 GASKET, injection nozzle holder
74349765	GASKET KIT, intermediate, engine cylinder block(HD 344G eng.)
	1 70035249 GASKET, oil drain plug
	2 74113897 GASKET, regulating valve nut
	2 74253106 O-RING, oil cooler flange
	1 74254624 O-RING, camshaft hole plug
	1 74335056 GASKET, water pump volute
	1 74335712 GASKET, cover plate(Not HD6G)
	1 74336345 GASKET, timing gear housing cover
	1 74336897 RING, sealing, flywheel housing to crankcase
	1 74346169 GASKET, oil pump discharge pipe
	1 74346456 GASKET, water inlet pipe
	1 74346744 GASKET, water pump
	1 74347031 GASKET, water by-pass pipe
	1 74347120 GASKET, timing hole cover
	1 74348126 GASKET, timing gear cover
	1 74348136 GASKET, timing gear housing
	1 74348184 GASKET, oil cooler to block
	1 74348185 GASKET, oil cooler to block
	1 74348215 GASKET, oil pump discharge pipe
	1 74348218 GASKET, oil pump suction line
	1 74349011 GASKET, cover plate
	1 74349956 GASKET, oil filter to crankcase
	1 74349984 GASKET, oil cooler
	2 74367089 GASKET, oil pan cover(Not HD6G)
	1 74371289 GASKET, oil pan cover
	1 74376605 GASKET, cover plate

PACKAGED PARTS

PACKAGE NO.	DESCRIPTION
74349937	GASKET KIT, intermediate engine cylinder block(6000 series engine)
1	70923589 O-RING, fan drive
1	70667252 GASKET, oil drain plug
2	74113897 GASKET, regulating valve nut
1	74254624 O-RING, camshaft hole plug
1	74335056 GASKET, water pump volute
1	74335712 GASKET, cover plate
1	74336345 GASKET, timing gear housing cover(small)
1	74336897 RING, sealing, flywheel housing to crankcase
1	74346169 GASKET, oil pump discharge pipe
1	74346456 GASKET, water inlet pipe
1	74346744 GASKET, water pump
1	74347031 GASKET, water by-pass flange
1	74347120 GASKET, timing hole cover
1	74348126 GASKET, timing gear housing cover(large)
1	74348136 GASKET, timing gear housing
1	74348184 GASKET, oil cooler to block
1	74348185 GASKET, oil filter to block, upper
1	74348215 GASKET, oil pump discharge pipe
1	74348218 GASKET, oil pump suction line
1	74349954 GASKET, oil cooler to filter
1	74349956 GASKET, oil filter to block, lower
1	74349984 GASKET, oil cooler water connection
1	74371289 GASKET, oil pan cover
70069625	GASKET SET, steering clutch and final drive housing
3	70035249 GASKET, drain plug
2	70049903 GASKET, outer bearing cover
2	70050368 GASKET, final drive compartment bottom cover
1	70050369 GASKET, bevel gear compartment rear cover
2	70051245 GASKET, inner bearing cage
1	70051403 GASKET, bevel gear compartment top cover
70069628	GASKET SET, transmission
1	70035249 GASKET, case filling plug
1	70049836 GASKET, input shaft seal ring
1	70050267 WASHER, locking plunger sleeve
1	70050294 GASKET, gear shift housing to case
1	70050296 GASKET, top shaft front bearing cover
1	70050298 GASKET, case to steering clutch housing
1	70050304 GASKET, transmission case side cover
1	70080166 BOOT, locking plunger
-----	LINING KIT(See BRAKES)
70082877	INSTALLATION KIT, engine clutch
2	70050442 BEARING, needle, shifting yoke
1	70053899 HOSE, lubricating, clutch shifter bearing
4	70053927 SEAL, dust, shifting yoke bearing
2	70053929 BLOCK, sliding, shifting yoke
2	70056864 RACE, shifting yoke needle bearing
-----	LINING KIT, brake band(See BRAKES)

PACKAGED PARTS

PACKAGE NO.	DESCRIPTION
73027808	RELIEF VALVE KIT, shovel control valve
	1 ----- SLEEVE, relief valve
	1 ----- PLUNGER ASSY.
	1 ----- SEAT, relief valve
	1 70913177 NUT, jam
	1 70923563 O-RING
	1 70923564 O-RING
	1 70923649 O-RING
	1 73003911 NUT, acorn
	1 73027397 POPPET
	1 73027398 CAP, adjusting
	1 73027399 SCREW, adjusting
	1 73027401 SPRING
	1 73027406 SPRING
	1 73027407 WIRE, plunger
	1 73027410 RING, snap
	1 73027414 RING, snap
74321187	OIL PUMP CONVERSION KIT(Service replacement for pumps 74348886 and 74359056)
	2 70907863 LOCKWASHER
	4 70910287 LOCKWASHER
	4 70916543 LOCKWASHER
	2 70916871 LOCKNUT
	2 70920582 CAPSCREW
	4 70921076 CAPSCREW
	4 70923193 CAPSCREW
	2 70923470 CAPSCREW
	2 70928212 NUT
	2 70929292 WASHER
	1 74320597 VALVE ASSY., pressure relief
	1 74320913 TUBE ASSY., oil suction
	1 74320915 ELBOW, oil pump discharge
	1 74320916 GASKET
	1 74321053 U-BOLT
	1 74321087 BRACKET ASSY.
	1 74321398 OIL PUMP ASSY., with gear
	1 74348686 BRACKET, oil suction pipe
	2 74371253 RING, dowel
	2 74393359 GASKET
-----	REPAIR KIT, dump cylinder (See page 445 and 447)
-----	REPAIR KIT, lift cylinder (See page 453 and 455)
-----	REPAIR KIT, loader cylinder (See page 503)
-----	REPAIR KIT, shovel pump (See page 435 and 436)
-----	RING SET, piston(See PISTON AND CONNECTING ROD)
-----	SEAL KIT(See FINAL DRIVE OUTBOARD BEARING AND SEAL)
-----	SEAL KIT(See FINAL DRIVE SPROCKET, SHAFT AND GEAR)
-----	SEAL KIT(See TRACK CARRIER ROLLER)
-----	SEAL KIT(See TRACK IDLER)
-----	SEAL KIT(See TRACK ROLLER)
-----	SEAL KIT(See TRANSMISSION)
-----	DECAL KIT(See PAINTING AND MARKING)

MEMORANDUM
FOR THE RECORD

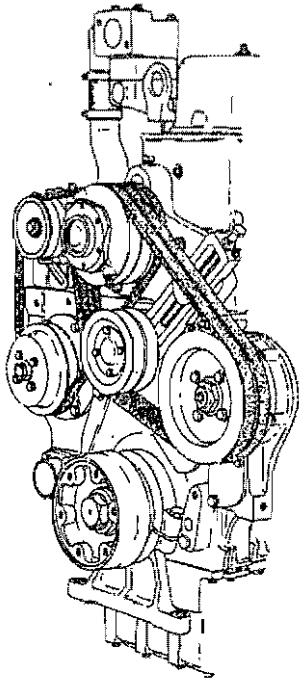
C

C


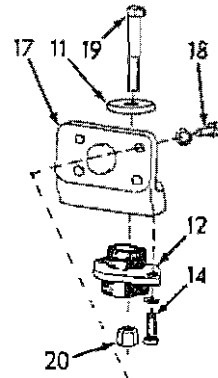
C

MEMO

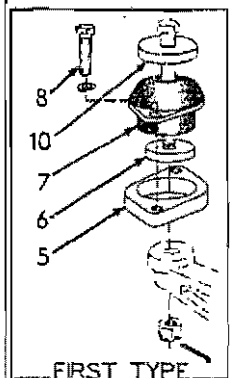
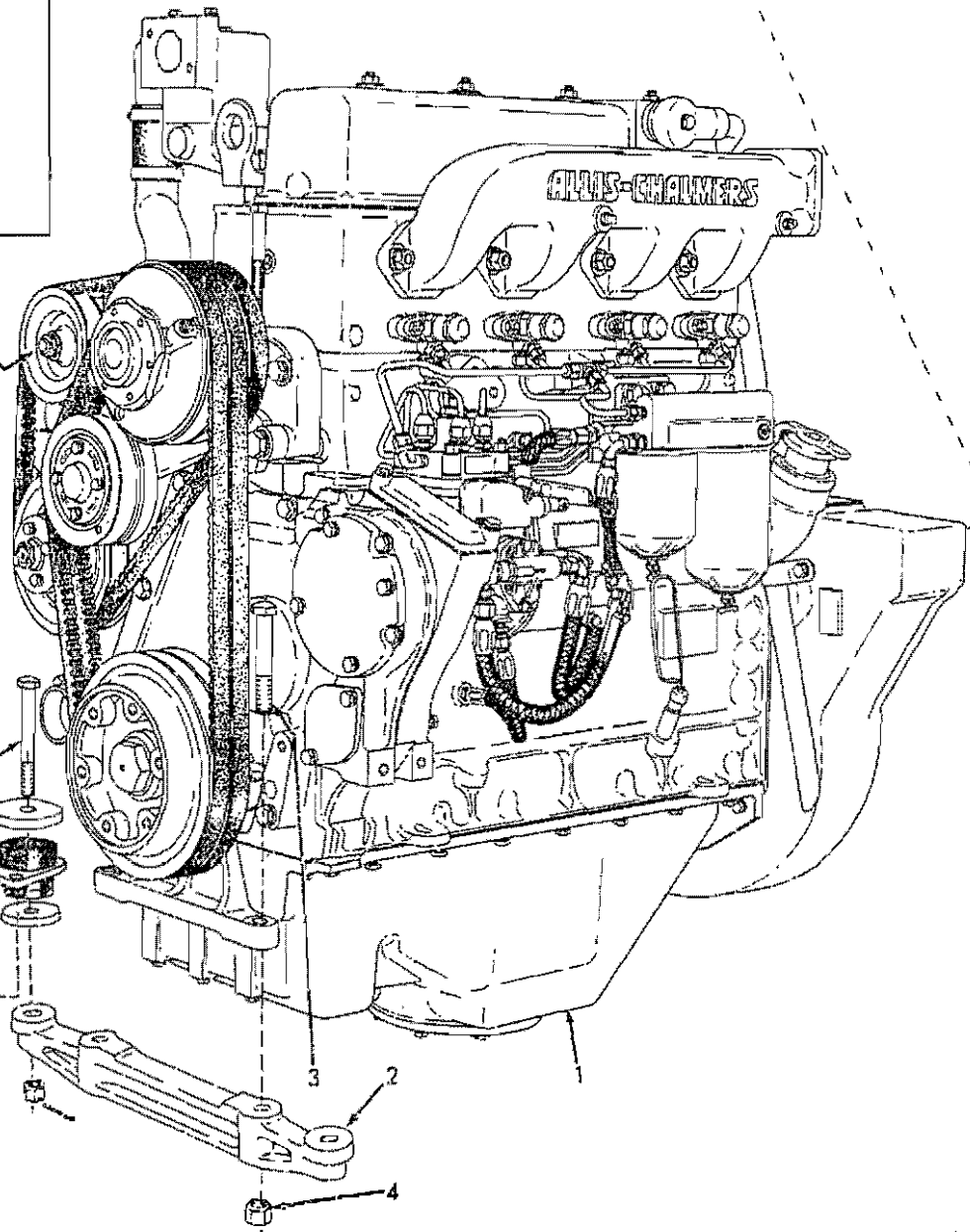
T-22601-1



SECOND TYPE BELT DRIVE



FIRST TYPE MOUNT



FIRST TYPE MOUNT

ENGINE AND MOUNTING

T-22601

ENGINE AND MOUNTING

ITEM	PART NO.	QTY.	DESCRIPTION
1	74348759	1	ENGINE ASSY(Model HD-344-G)(Kit is available to convert HD-344-G to 6000 series engine)(Tractors prior to S/N 13322)
	74349913	1	ENGINE ASSEMBLY(6000 series)(Tractors with dry clutch)(Loader S/N 13322 and up)
	74337049	1	ENGINE ASSEMBLY(6000 series)(Tractors with oil clutch)(Loader S/N 13322 and up)

See NOTE

NOTE: Engines include:
oil filter, oil cooler, fuel filter, generator and muffler but do not include air cleaner, fan, starter, or the 1st stage fuel filter element. This element must be added if tractor is not equipped with special Heavy-Duty Fuel Filter.

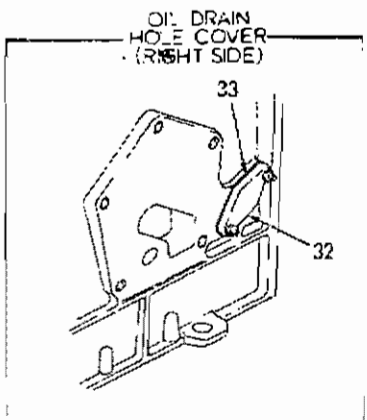
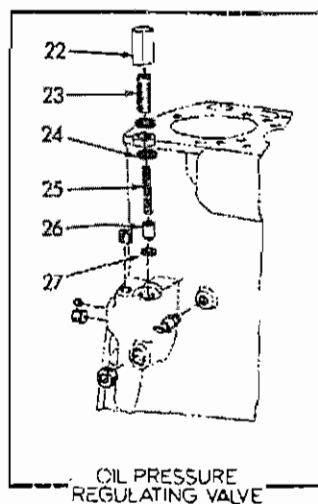
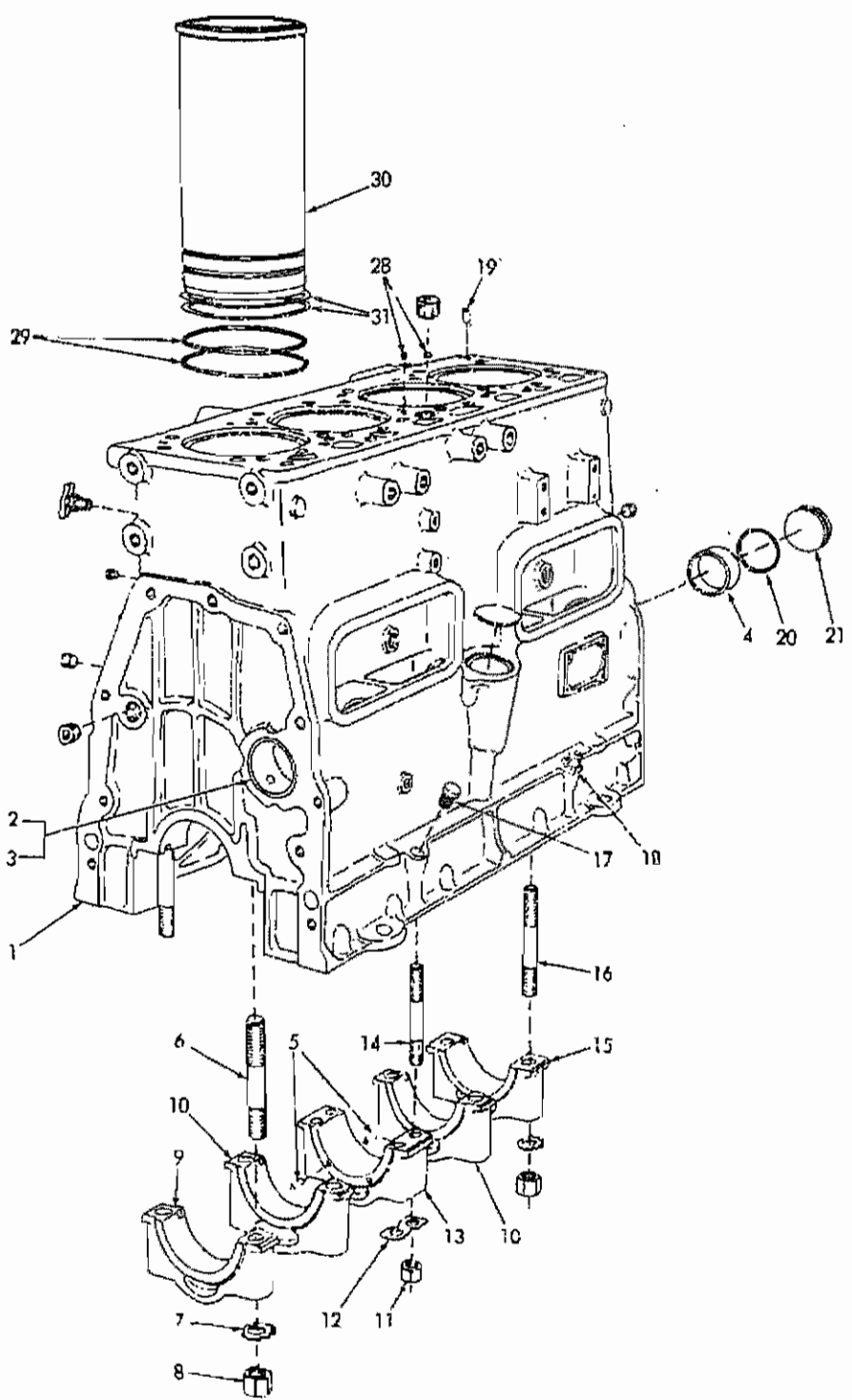
2	70087464	1	HANGER, engine supporting, front
3	70928408	2	CAPSCREW, 5/8"NF x 4-1/2"
4	70072366	2	NUT, high, 5/8"NF

NOTE: Items 5 thru 10 comprise the FIRST TYPE ENGINE MOUNT used on tractors prior to serial no. 9721.

5	70086960	2	PLATE, front shock mount
6	70086961	4	WASHER, plain, engine mount
7	70090240	4	MOUNT, shock
8	70916313	4	CAPSCREW, 1/2"NC x 1-3/4" (front mounts)
9	70916311	4	CAPSCREW, 1/2"NC x 1-1/4" (rear mounts)
	70904208	8	LOCKWASHER, 1/2"
	70911028	4	NUT, 1/2"NC(front mounts only)
10	70087463	2	WASHER, plain, front engine mount

NOTE: Items 11 thru 15 comprise the SECOND TYPE ENGINE MOUNT effective with tractor serial No. 9721.

11	70097283	4	WASHER, plain, shock mount(Front and rear prior to S/N 13322)
	70096652	2	WASHER, plain, front shock mount(S/N 13322 and up)
12	70097284	4	MOUNT, shock
13	70035073	4	CAPSCREW, 1/2"NF x 1-3/4" (front mounts)
14	70035061	4	CAPSCREW, 1/2"NC x 1-1/4" (rear mounts)
	70904208	8	LOCKWASHER, 1/2"
	70911043	4	NUT, 1/2"NF (front mounts only)
15	70096652	2	WASHER, plain, front shock mount
16	70091984	2	CAPSCREW, front mount
	70917362	2	NUT, thick, slotted, 5/8"NF
	70900808	2	PIN, cotter, 1/8" x 1-1/2"
17	70091080	2	BRACKET, rear mounting
18	70915987	6	CAPSCREW, 1/2"NC x 1-1/2"(2 additional used on tractors #9157 thru #11093)
	70921556	2	CAPSCREW, 1/2"NC x 2"(Not used on tractors #9157 thru #11093)
	70904208	8	LOCKWASHER, 1/2"
19	70035541	2	CAPSCREW, rear mounting(5/8"NF x 3-3/4")
20	70072366	2	NUT, high 5/8"NF



CYLINDER BLOCK

T-14056

CYLINDER BLOCK

*Original equipment }
 **Service replacement } Loaders prior to S/N 13322

ITEM	PART NO.	QTY.	DESCRIPTION
		* **	
1	-----	1 -	BLOCK ASSY. (Order Block Assy. 74338682. If for engines prior to #86596 also order 1 restricted Elbow Assy. 74335381 for rocker shaft oil supply tube)
	74338682	- 1	BLOCK ASSY. (Includes items 2 thru 19, 27, 32, 33 and hardware indented below)
	70910015	1 -	PLUG, expansion, 2-1/8" diam. (Used prior to engine #6-8590)
	70919134	2 2	PLUG, pipe, hex-hd., 1/8"NPT
	70920333	4 4	PLUG, pipe, hex-hd., 3/8"NPT
	70918887	1 1	PLUG, pipe, hex-socket, 3/8"NPT
	70920333	2 2	PLUG, pipe, hex-hd., 1/2"NPT
	70917970	1 1	PLUG, pipe, hex-socket, 1/2"NPT
	70904224	1 1	PLUG, pipe, ctsk-hd., 3/4"NPT
	70912415	1 1	COCK, drain, 1/4"NPT
2	74346100	1 1	BEARING, camshaft, front (standard size)
	74347416	1 1	BEARING, camshaft, front (.010" undersize)
3	74346099	2 2	BEARING, camshaft, intermediate (standard size)
	74347419	2 2	BEARING, camshaft, intermediate (.010" undersize)
4	74346108	1 1	BEARING, camshaft, rear (standard size)
	74347413	1 1	BEARING, camshaft, rear (.010" undersize)
5	-----	4 4	PIN, center main bearing cap (See CRANKSHAFT)
6	-----	2 -	STUD, front main bearing cap (3/4" diam., 5-1/2" long)(Order 74339037)
	74339037	- 2	CAPSCREW, front main bearing cap (3/4"NC x 3-15/16")
7	-----	8 -	LOCKWASHER, main bearing stud nut (Order Washer 74354175)
	74354175	- 8	WASHER, main bearing capscrew
8	74346191	8 -	NUT, main bearing stud (3/4"NF)
9	74349630	1 1	CAP, front main bearing (See NOTE below)
10	74349632	2 2	CAP, intermediate main bearing (See NOTE below)
11	74346322	4 -	NUT, center main bearing stud (5/8"NF)
12	-----	2 -	PLATE, locking, center main bearing stud nut (Order Washer 74391160)
	74391160	- 4	WASHER, center main bearing capscrew
13	74349629	1 1	CAP, center main bearing (See NOTE below)
14	-----	4 -	STUD, center main bearing cap (Order 1 Capscrew 74339038 and 1 Washer 74391160)
	74339038	- 4	CAPSCREW, center main bearing cap (5/8"NC x 3-13/16")(Order Capscrew 74035387 and WASHER 74391160 as required)
15	74349631	1 1	CAP, rear main bearing (See NOTE below)

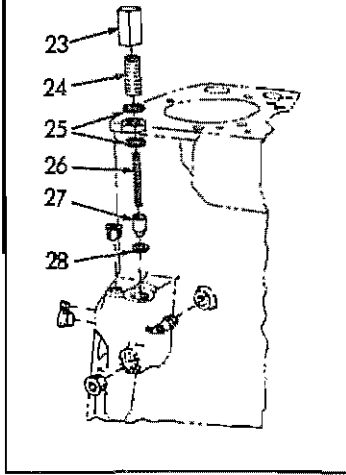
NOTE: Replacement bearing caps are semi-finished and must be line-bored after installing.

(Continued)

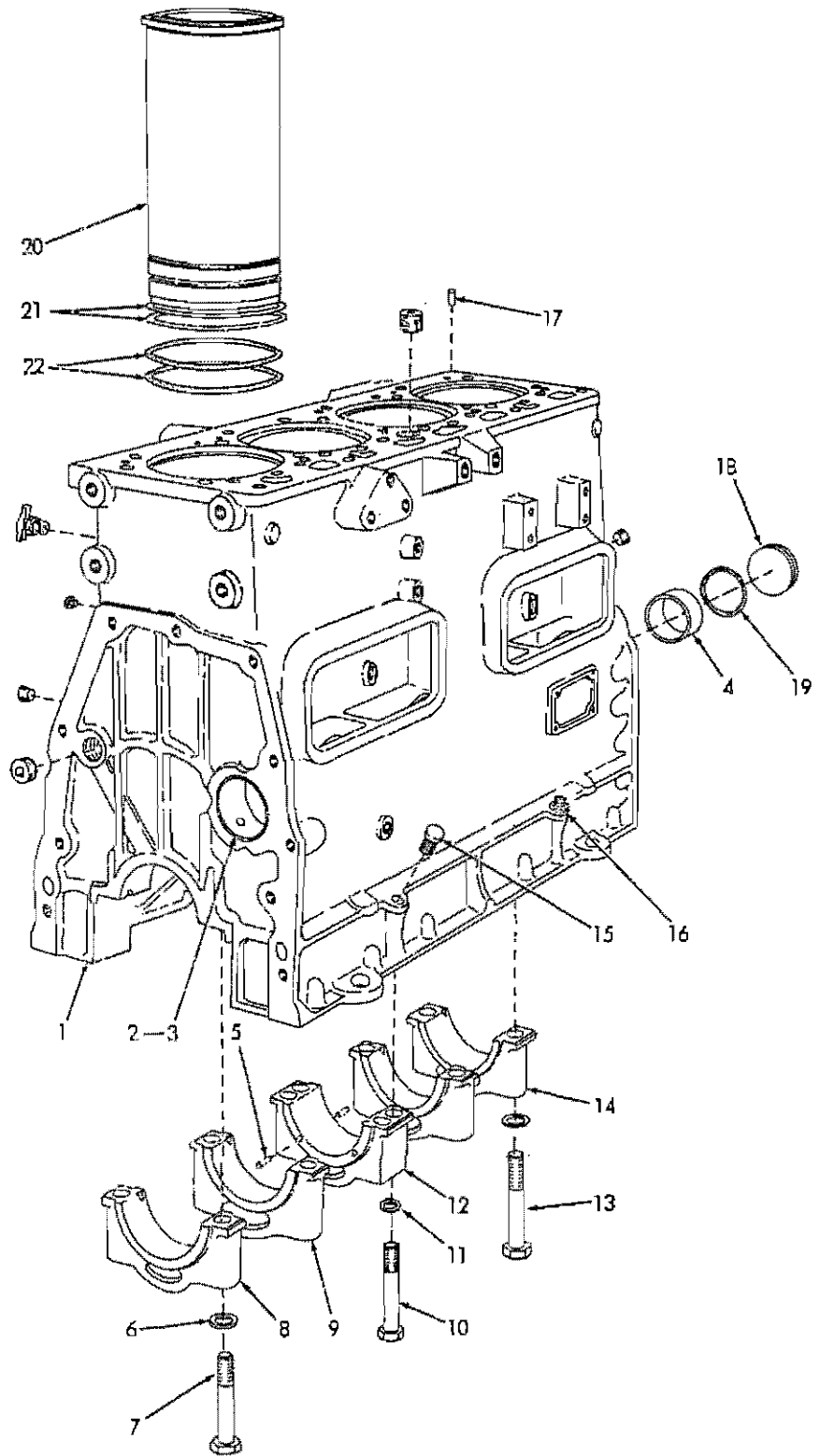
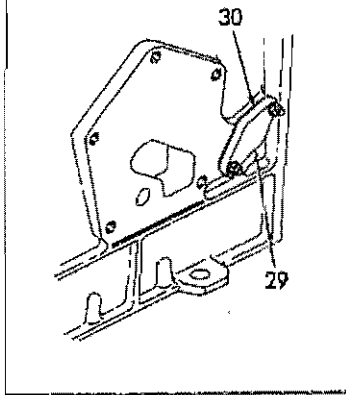
CYLINDER BLOCK (Continued)

ITEM	PART NO.	QTY.	DESCRIPTION
		≠ **	
16	-----	6 -	STUD, rear and intermediate main bearing cap (Order Capscrew 74339036)
	74339036	- 6	CAPSCREW, rear and intermediate main bearing cap (3/4"NC x 4-5/16")
17	74362338	1 1	PLUG, crankcase
18	-----	1 1	ADAPTOR (See ENGINE OIL LEVEL GAUGE)
19	74336432	- 1	PIN, dowel, cylinder head
20	74254624	1 1	O-RING, camshaft hole plug (Effective with engine #6-8590)
21	70917724	1 -	PLUG, expansion, 2-3/4" diam. (Used prior to engine #6-8590)
	74335534	1 1	PLUG, camshaft hole (Effective with engine #6-8590)
22	-----	1 -	NUT, cap, oil pressure regulating valve (Not used with Screw 74389058)(Order item 23)
23	-----	1 -	SCREW, oil pump regulating valve (Order Screw 74389058)
	74389058	- 1	SCREW, oil pressure regulating valve
	70910847	1 1	NUT, jam, 3/4"NF
24	74113897	2 -	GASKET, regulating valve nut
25	74660358	1 1	SPRING, oil pressure regulating valve
26	74500230	1 1	PISTON, oil pressure regulating valve
27	74347465	1 1	INSERT, oil pressure regulating valve seat
28	74347061	1 -	RESTRICTOR, oil passage (1 additional used prior to engine #86596)
29	74346184	8 -	O-RING, cylinder sleeve (black) } Original
	74337972	- 8	O-RING, cylinder sleeve (red) } equipment
	74359870	4 4	O-RING, (blue) } Used with service
	74359869	4 4	O-RING, (white) } replacement sleeve
30	74061525	4 4	SLEEVE, cylinder (Service replacement)(Includes item 29)
31	74348857	- -	SHIM, cylinder sleeve (.005" thick) } See
	74348856	- -	SHIM, cylinder sleeve (.008" thick) } NOTE
	74348859	- -	SHIM, cylinder sleeve (.010" thick) } below
	74348858	- -	SHIM, cylinder sleeve (.015" thick) }
	74348900	- -	SHIM, cylinder sleeve (.020" thick) }
			NOTE: All of item 31 is used as required when block is remachined to correct sinking of sleeve.
32	74313015	- 1	PLATE, cover, oil drain hole
	74337224	- 2	STUD
	70910123	- 2	NUT, 3/8"NF
	70904206	- 2	LOCKWASHER, 3/8"
33	74362458	- 1	GASKET, oil drain hole cover

OIL PRESSURE
REGULATING VALVE
(RIGHT SIDE)



OIL DRAIN
HOLE COVER
(RIGHT SIDE)



CYLINDER BLOCK

T-39328

CYLINDER BLOCK

* Engines prior to serial No. 6-20262 } Loader
 ** Engines serial No. 6-20262 and up } S/N13322 and up

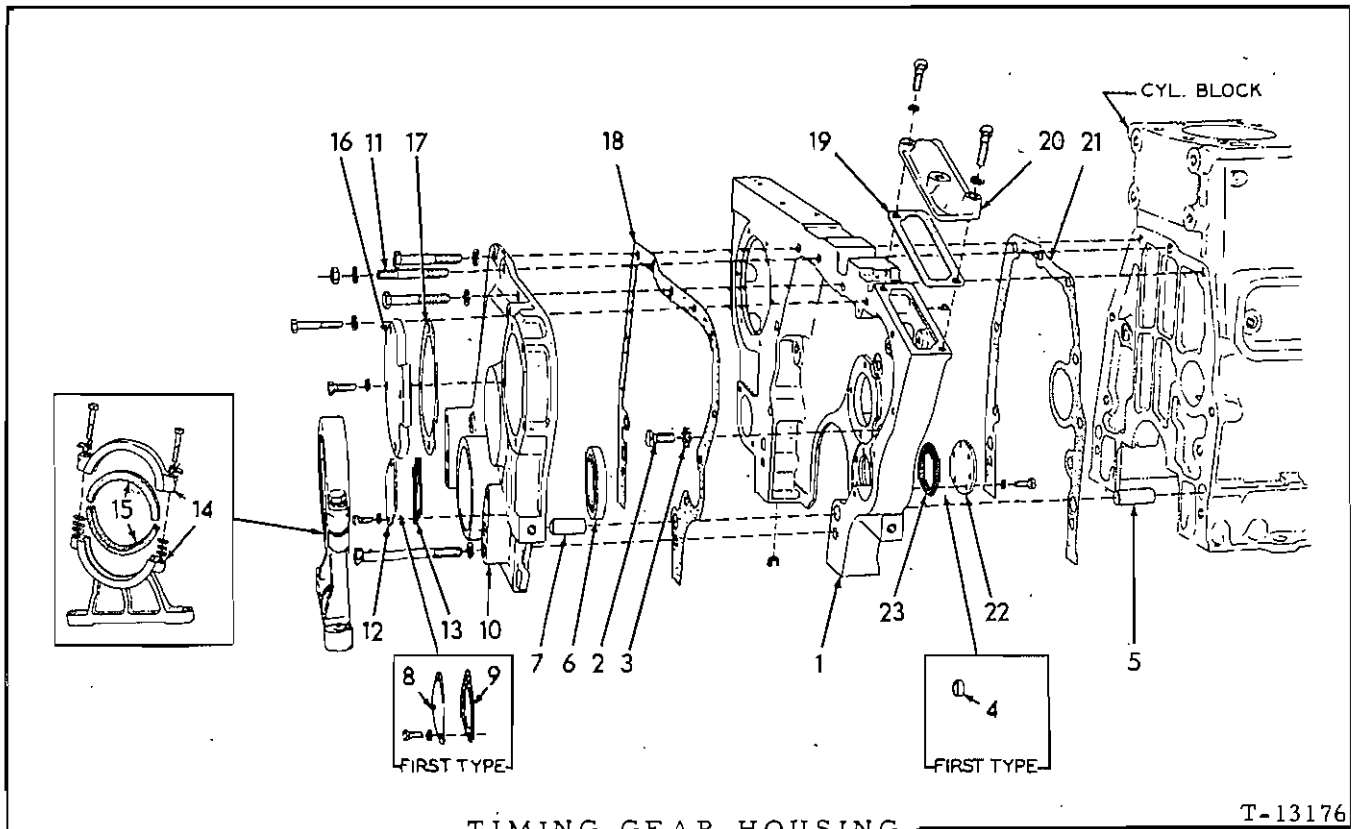
ITEM	PART NO.	QTY.		DESCRIPTION
		*	**	
1	74338682	1	1	BLOCK ASSEMBLY (Includes items 2 thru 17, 28 thru 30 and hardware indented below)
	70919134	2	2	PLUG, pipe, hex-hd., 1/8"NPT
	70920333	2	2	PLUG, pipe, hex-hd., 3/8"NPT
	70917970	1	1	PLUG, pipe, hex-socket, 1/2"NPT
	70904223	2	2	PLUG, pipe, ctsk-hd., 1/2"NPT
	70904224	1	1	PLUG, pipe, ctsk-hd., 3/4"NPT
	70912415	1	1	COCK, drain, 1/4"NPT
2	{ 74346100	1	1	BEARING, camshaft, front (standard size)
	{ 74347416	1	1	BEARING, camshaft, front (.010" undersize)
3	{ 74346099	2	2	BEARING, camshaft, intermediate (standard size)
	{ 74347419	2	2	BEARING, camshaft, intermediate (.010" undersize)
4	{ 74346108	1	1	BEARING, camshaft, rear (standard size)
	{ 74347413	1	1	BEARING, camshaft, rear (.010" undersize)
5	-----	4	4	PIN, center main bearing cap (See CRANKSHAFT).
6	74354175	8	8	WASHER, main bearing capscrew
7	{ -----	2	-	STUD, front main bearing cap (Order CAPSCREW 4339037)
	{ 74346191	2	-	NUT, 3/4"NF
	{ 74339037	-	2	CAPSCREW, front main bearing cap (3/4"NC x 3-15/16")
8	74349630	1	1	CAP, front main bearing (See NOTE below)
9	74349632	2	2	CAP, intermediate main bearing (See NOTE below)
10	{ -----	4	-	STUD, center main bearing cap (Order CAPSCREW 4339038)
	{ 74346322	4	-	NUT, 5/8"NF
	{ 74339038	-	4	CAPSCREW, center main bearing cap (5/8"NC x 3-13/16")
11	74389910	4	4	WASHER, center main bearing capscrew
12	74349629	1	1	CAP, center main bearing (See NOTE below)
13	{ -----	6	-	STUD, rear and intermediate main bearing cap (Order CAPSCREW 4339036)
	{ 74346191	6	-	NUT, 3/4"NF
	{ 74339036	-	6	CAPSCREW, rear and intermediate main bearing cap (3/4"NC x 4-5/16")
14	74349631	1	1	CAP, rear main bearing (See NOTE below)
15	74362338	1	1	PLUG, crankcase
16	-----	1	1	ADAPTOR (See ENGINE OIL LEVEL GAUGE)
17	74336432	2	2	PIN, dowel, cylinder head

NOTE: Replacement bearing caps are semi-finished and must be line-bored after installing

(Continued)

CYLINDER BLOCK (Continued)

ITEM	PART NO.	QTY.	DESCRIPTION
		* **	
18	74335534	1 1	PLUG, camshaft hole
19	74254624	1 1	□O-RING, camshaft hole plug
20	74061525	4 4	SLEEVE, (service replacement)(Includes item 22)
21	74348857	- -	SHIM, cylinder sleeve (.005" thick)
	74348856	- -	SHIM, cylinder sleeve (.008" thick)
	74348859	- -	SHIM, cylinder sleeve (.010" thick)
	74348858	- -	SHIM, cylinder sleeve (.015" thick)
	74348900	- -	SHIM, cylinder sleeve (.020" thick)
			} See NOTE below
			NOTE: All of item 21 is used as required when block is remachined to correct sinking of sleeve.
22	74346184	8 -	O-RING, cylinder sleeve (black)(Used prior to engine #6-15242)(Original equipment)
	74337972	8 8	O-RING, cylinder sleeve (red)(Effective with engine #6-15242)(Original equipment)
	74359870	4 4	O-RING (blue) } Used with service
	74359869	4 4	O-RING (white) } replacement sleeve
23	-----	1 1	NUT, cap, oil pressure regulating valve (Used prior to engine #6-21077. Order item 24)
24	74389058	1 1	SCREW, oil pressure regulating valve
	70910847	1 1	NUT, jam, 3/4"NF
25	74113897	2 2	□GASKET, regulating valve nut (Used prior to engine #6-21077)
26	74660358	1 1	SPRING, oil pressure regulating valve
27	74500230	1 1	PISTON, oil pressure regulating valve
28	74347465	1 1	INSERT, oil pressure regulating valve seat
29	74313015	1 1	PLATE, cover, oil drain hole
	74337224	2 2	STUD
	70910123	2 2	NUT, 3/8"NF
	70904206	2 2	LOCKWASHER, 3/8"
30	74362458	1 1	GASKET, oil drain hole cover



TIMING GEAR HOUSING

T-13176

* Used prior to engine serial No. 6-9225
 ** Effective with engine serial No. 6-9225

ITEM	PART NO.	QTY.		DESCRIPTION
		#	**	
1	-----	1	-	HOUSING ASSEMBLY (Order HOUSING 74359940 and items 22 and 23)
	70901652	1	-	PLUG, pipe, sq-hd., 1/4"NPT (Used prior to engine #94742)
	74359940	-	1	HOUSING
	70919134	-	1	PLUG, pipe, hex-hd., 1/8"NPT
	70917970	-	1	PLUG, pipe, hex-socket, 1/2"NPT
	70907856	1	1	PLUG, pipe, ctsk-hd., 3/8"NPT (Effective with engine #94742)
2	74004054	3	3	CAPSCREW, 1/2"NC x 1-1/16"
3	74253490	3	3	LOCKWASHER
4	74253924	1	-	PLUG, cup (3/4"O.D.)
	70621457	-	1	SETSCREW, plugging (Units with oil clutch)
5	74346246	2	2	PIN, dowel, timing gear housing
6	-----	1	1	SEAL, oil, crankshaft (2-1/2" I.D.) (Original equipment. Order SEAL 74028922)
	74028922	1	1	SEAL, oil crankshaft (2-7/32" I.D.) (Service replacement. This seal operates directly off the crankshaft and eliminates the need for SPACER and SLEEVE)
7	74348107	2	2	PIN, dowel, timing gear cover
8	74348285	1	-	PLATE, timing gear cover
	70916277	3	-	CAPSCREW, 5/16"NC x 5/8"
	70917330	3	-	WASHER, plain, copper, 5/16"

(Continued)

TIMING GEAR HOUSING (Continued)

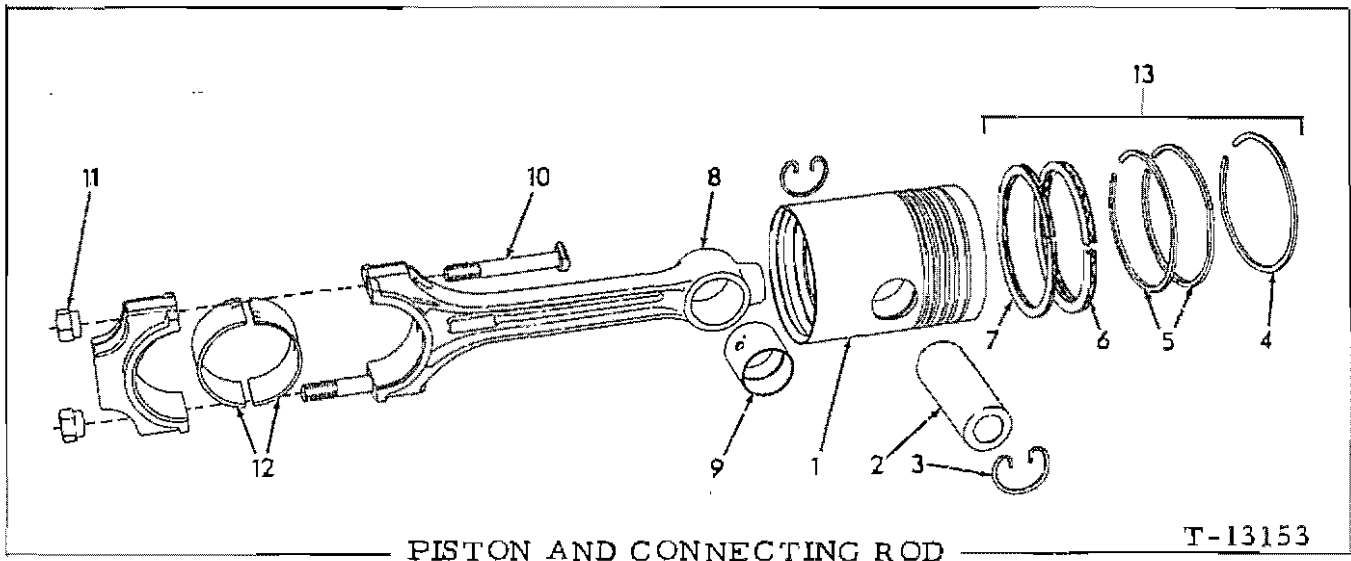
ITEM	PART NO.	QTY.	DESCRIPTION
		# **	
9	74376605	1 -	□GASKET, cover plate
10	-----	1 -	COVER ASSY., timing gear housing (Order Cover Assy. 74337281, items 12 and 13 and 2 Capscrew 70921299)
	74337281	- 1	COVER ASSY., timing gear housing (Includes item 7)(Also order 1 Capscrew 70921299)
	70915969	3 3	CAPSCREW, 1/2"NC x 3"
	70916319	1 1	CAPSCREW, 1/2"NC x 3-1/2"
	70921299	1 1	CAPSCREW, 1/2"NC x 4"
	70919232	2 2	CAPSCREW, 1/2"NC x 4-3/4"
	70919287	5 3	CAPSCREW, 3/8"NC x 1-7/8"
	70916274	- 2	CAPSCREW, 3/8"NC x 2-1/4"
	70904208	6 6	LOCKWASHER, 1/2"
	70904206	5 5	LOCKWASHER, 3/8"
11	70915969	1 1	CAPSCREW, 1/2"NC x 3" (Used prior to engine #6-8590)
	70908191	1 1	WASHER, plain, copper, 1/2"
	74335371	1 1	STUD, timing gear housing (Effective with engine #6-8590)
	70904208	1 1	LOCKWASHER, 1/2"
	70910195	1 1	NUT, 1/2"NF
12	74335711	- 1	PLATE, timing gear cover
13	74335712	- 1	GASKET, cover plate
14	74321465	1 1	BRACKET, engine mounting (Service replacement) (Not illustrated)
	74335067	1 1	BRACKET, engine mounting (Includes cap)(Original equipment)
	70916009	10 10	WASHER, shimming (1/32" thick)(Not used with 74321465)
	74254891	2 2	CAPSCREW, 1/2"NC x 2-1/2"
	74335550	2 2	LOCKWASHER (Used with Bracket 74335065)
	70912441	2 2	LOCKWASHER, 1/2" (Used with Bracket 74321465)
15	74364864	2 2	LINER, engine mounting bracket (rubber)(Use with 74335067)
	74321466	1 1	LINER (Use with Bracket 74321465)
16	74348310	1 1	PLATE, cover, injection pump driving gear (Used prior to engine #6-10368)
	70916269	4 4	CAPSCREW, 3/8"NC x 7/8"
	70904206	4 4	LOCKWASHER, 3/8"
17	74349011	1 1	□GASKET, cover plate (Used prior to engine #6-10368)
18	74348126	1 1	□GASKET, timing gear housing cover
19	74347120	1 1	□GASKET, timing hole cover
20	74347119	1 1	COVER, fuel pump timing hole (Used prior to engine #6-12757)
	74336524	- 1	COVER, fuel pump timing hole (Effective with engine #6-12757)
	70919225	2 2	CAPSCREW, 3/8"NC x 1-3/8" (1 less used effective with engine #6-12757)
	70915635	- 1	CAPSCREW, 3/8"NC x 1-7/8" (Effective with engine #6-12757)
	70904206	2 2	LOCKWASHER, 3/8"

(Continued)

TIMING GEAR HOUSING (Continued)

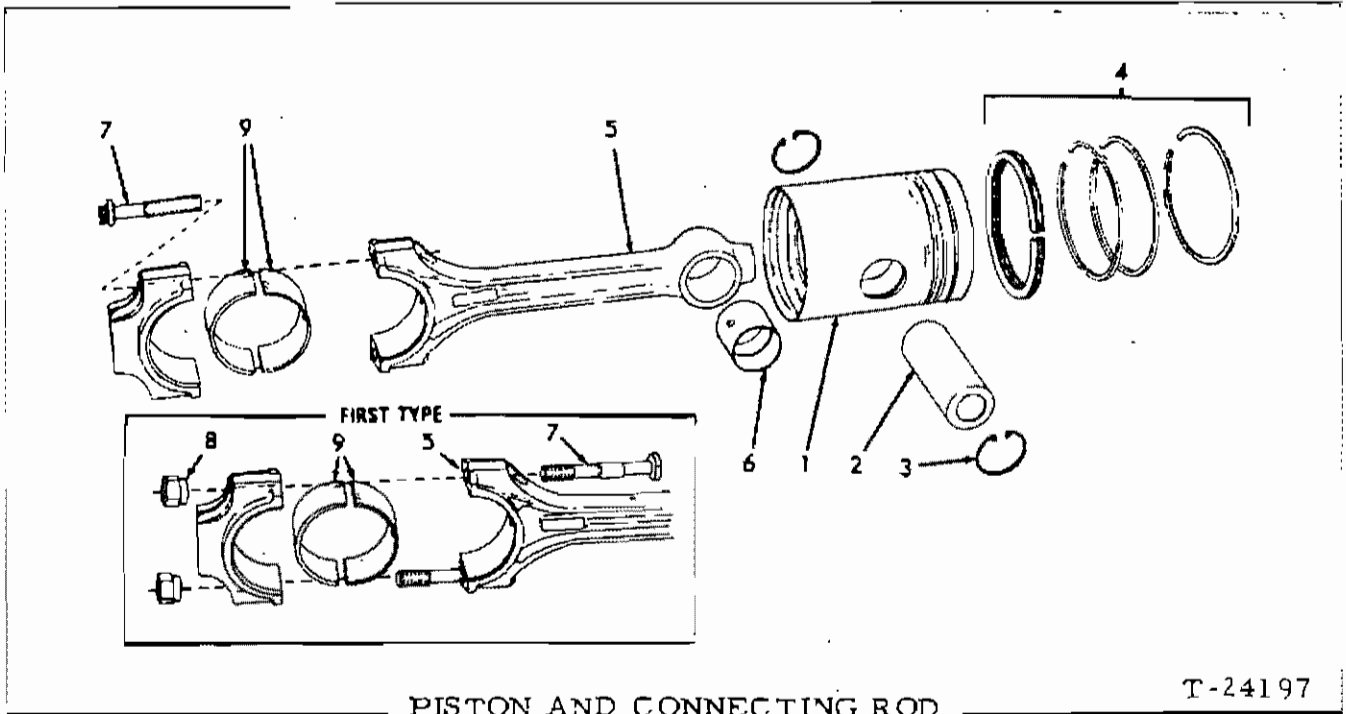
ITEM	PART NO.	QTY.	DESCRIPTION
		* **	
21	74348136	1 1	□GASKET, timing gear housing
22	74336346	- 1	COVER, timing gear housing
	70916277	- 6	CAPSCREW, 5/16"NC x 5/8"
	70917330	- 6	WASHER, plain, copper, 5/16"
23	74336345	- 1	□GASKET, housing cover

□Also see PACKAGED PARTS



USAGE; Loaders with HD-344G engine

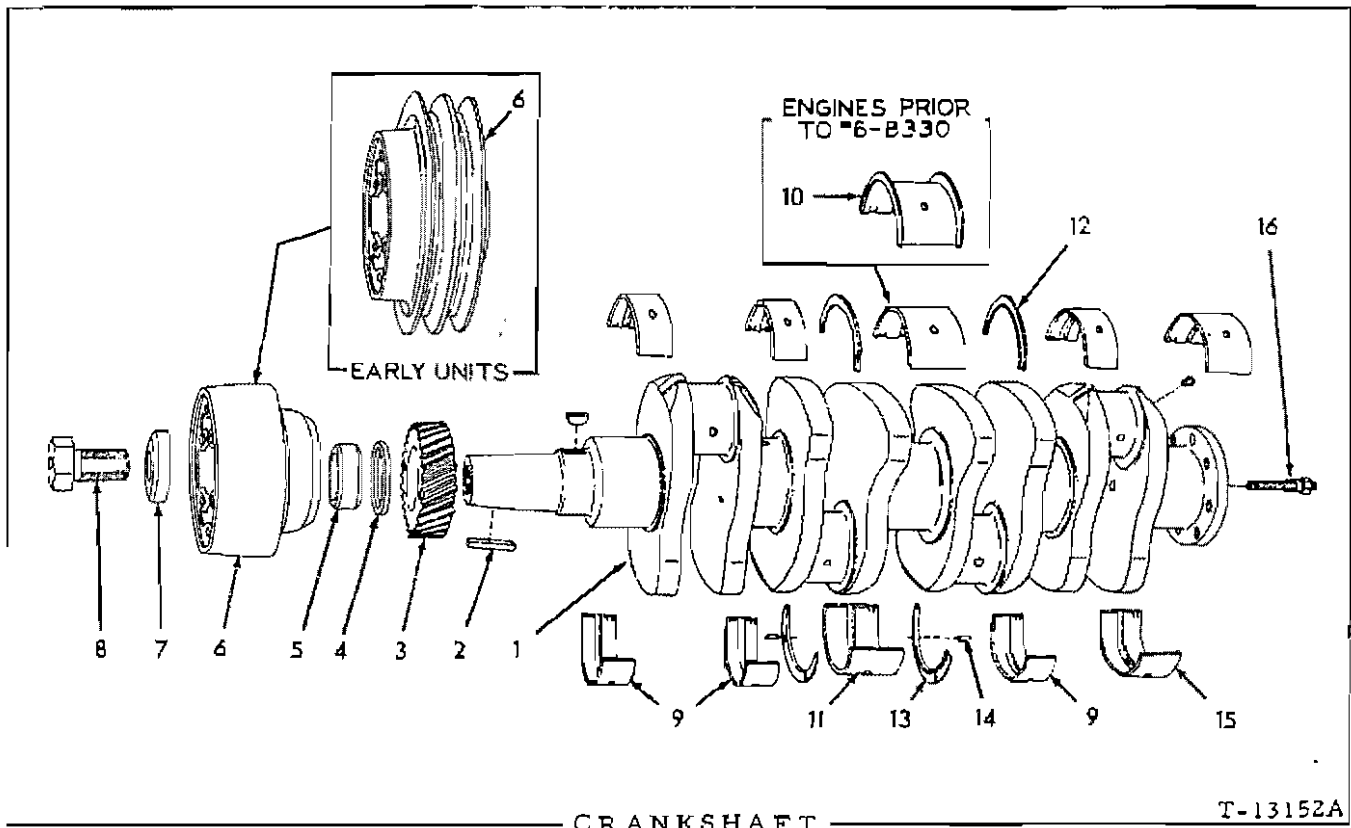
ITEM	PART NO.	QTY.	DESCRIPTION	
1	74061541	4	PISTON(Includes items 2,3, and 13)	
2	74347281	4	PIN, piston	
3	74254608	8	RETAINER, piston pin	
4	-----	4	RING, compression (top groove)	} Order item 13
5	-----	8	RING, compression(2nd and 3rd grooves)	
6	-----	4	RING, oil control (4th groove)	
7	-----	4	RING, oil control (5th groove)	
8	74357405	4	ROD ASSY, connecting (Includes items 9 thru 11)	
9	74340081	4	BUSHING, connecting rod	
10	74354179	8	BOLT, connecting rod(Replace in pairs)	
11	74354748	8	NUT, connecting rod bolt	
12	74321007	8	BEARING, connecting rod(standard size)	
	74321033	8	BEARING, connecting rod (.010" undersize)	
	74321034	8	BEARING, connecting rod (.020" undersize)	
	74321035	8	BEARING, connecting rod (.030" undersize)	
	74321036	8	BEARING, connecting rod (.040" undersize)	
13	74336408	4	RING SET (Includes parts for one (1) piston only; items 4 thru 7)	



PISTON AND CONNECTING ROD

USAGE: Loaders with 6000 engine

ITEM	PART NO.	QTY.	DESCRIPTION
1	74062315	4	PISTON(Service replacement)(Includes pin, retainer, and ring set)
2	74337395	4	PIN, piston(Original equipment)
	74354778	4	PIN, piston(For service replacement piston)
3	74255465	8	RETAINER, piston pin
4	74062312	4	RING SET(Includes parts for one (1) piston only)
5	74357405	4	ROD ASSY., connecting(Includes items 6 thru 8) (Engines prior to #6-26644)
	74320801	4	ROD ASSY., connecting(Includes items 6 and 7) (Engines #6-26644 and up)
6	74339017	4	BUSHING, connecting rod
7	74354179	8	BOLT, connecting rod(Engines prior to #6-24154)
	74354787	8	BOLT, connecting rod(Engines #6-24154 thru #6-26643)
	74359222	8	CAPSCREW, connecting rod(Engines #6-26644 and up)
8	74354748	8	NUT, connecting rod bolt(Engines prior to #6-26644)
9	74321007	8	BEARING, connecting rod(Standard size)
	74321033	8	BEARING, connecting rod(.010" undersize)
	74321034	8	BEARING, connecting rod(.020" undersize)
	74321035	8	BEARING, connecting rod(.030" undersize)
	74321036	8	BEARING, connecting rod(.040" undersize)



CRANKSHAFT

T-13152A

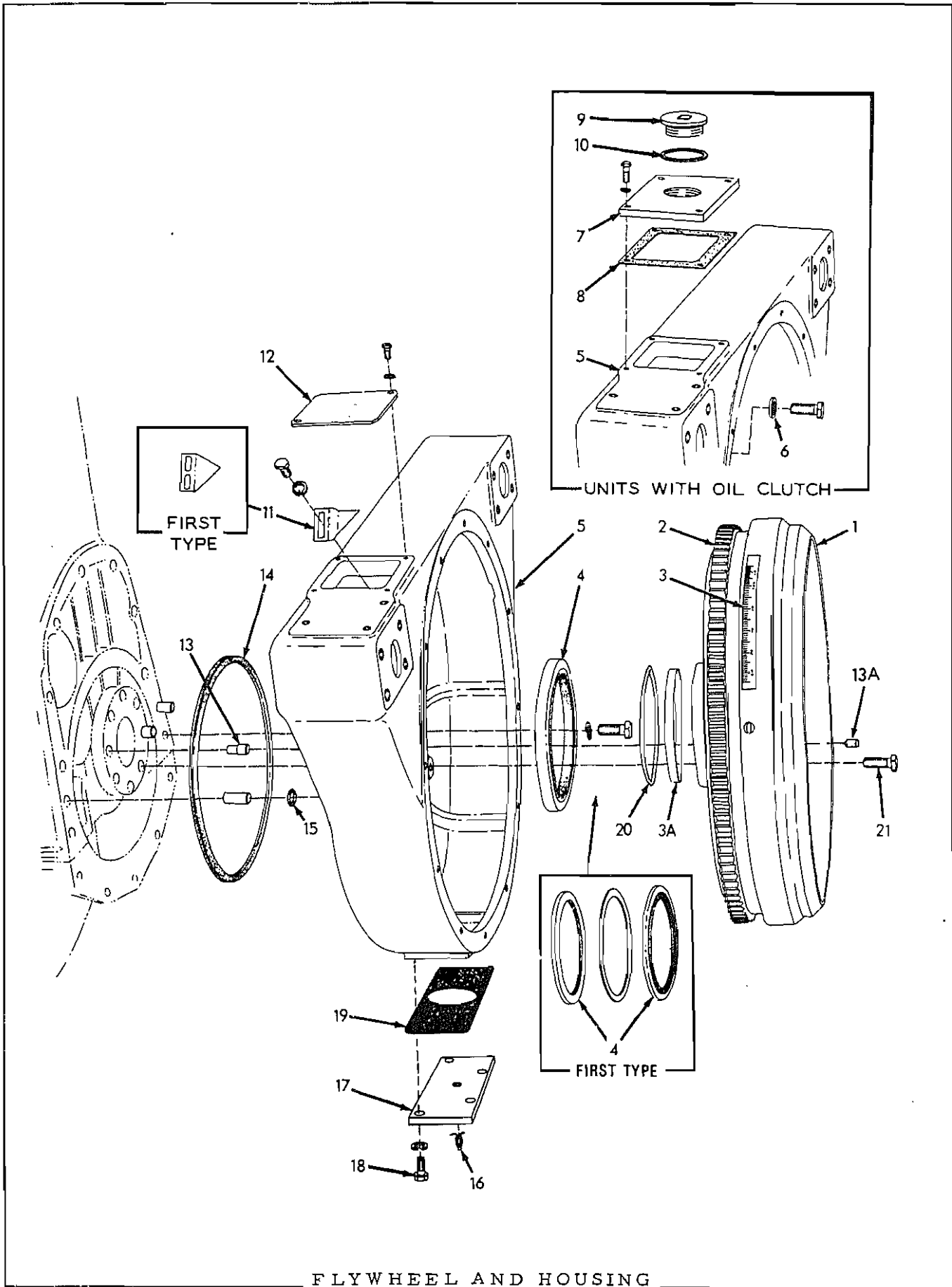
* Used prior to engine serial No. 6-8330
 ** Effective with engine serial No. 6-8330

ITEM	PART NO.	QTY.		DESCRIPTION
		*	**	
1	74359873	1	1	CRANKSHAFT ASSEMBLY (Includes PLUGS indented below)
	70910231	4	4	PLUG, pipe, hex-socket, 1/8"NPT
	70919840	1	1	PLUG, pipe, hex-head, 1/4"NPT (For shipping only)
2	74003490	1	1	KEY, crankshaft pulley
3	74346205	1	1	GEAR, crankshaft (Engines prior to #6-14912)
	74321381	-	1	GEAR, crankshaft (Engine #6-14912 and up)
	70905127	1	1	KEY, "B" woodruff, 5/16" x 1"
4	74374391	1	1	SPACER, front oil seal sleeve
5	74374390	1	1	SLEEVE, front oil seal
6	74348437	1	1	PULLEY, crankshaft (Used prior to engine #6-10368)
	74359881	-	1	HUB, power take-off (Effective with engine #6-10368)
7	74371503	1	1	WASHER, crankshaft pulley bolt
8	74393587	1	1	CAPSCREW, crankshaft pulley
9	74321348	6	6	BEARING, front and intermediate main (standard size)
	74321388	6	6	BEARING, front and intermediate main (.010" undersize)
	74321389	6	6	BEARING, front and intermediate main (.020" undersize)
	74321390	6	6	BEARING, front and intermediate main (.030" undersize)
	74321391	-	6	BEARING, front and intermediate main (.040" undersize)

(Continued)

CRANKSHAFT (Continued)

ITEM	PART NO.	QTY.		DESCRIPTION
		*	**	
10	74321349	2	-	BEARING, center main (standard size)
	74321392	2	-	BEARING, center main (.010" undersize)
	74321393	2	-	BEARING, center main (.020" undersize)
	74321394	2	-	BEARING, center main (.030" undersize)
	74321395	2	-	BEARING, center main (.040" undersize)
11	74337735	-	1	BEARING KIT, center main (standard size)
	74337736	-	1	BEARING KIT, center main (.010" undersize)
	74337737	-	1	BEARING KIT, center main (.020" undersize)
	74337738	-	1	BEARING KIT, center main (.030" undersize)
	74337739	-	1	BEARING KIT, center main (.040" undersize)
<u>NOTE:</u> Each Bearing Kit listed above includes upper and lower bearings, set of standard thrust flanges and dowel pins.				
12	74337683	-	2	FLANGE, thrust, center main, upper (standard size)
	74337684	-	2	FLANGE, thrust, center main, upper (.005" oversize)
	74337685	-	2	FLANGE, thrust, center main, upper (.010" oversize)
	74337686	-	2	FLANGE, thrust, center main, upper (.015" oversize)
13	74337687	-	2	FLANGE, thrust, center main, lower (standard size)
	74337688	-	2	FLANGE, thrust, center main, lower (.005" oversize)
	74337689	-	2	FLANGE, thrust, center main, lower (.010" oversize)
	74337690	-	2	FLANGE, thrust, center main, lower (.015" oversize)
14	74250898	-	4	PIN, dowel, thrust flange
15	74337698	2	2	BEARING, rear main (standard size)
	74337699	2	2	BEARING, rear main (.010" undersize)
	74337700	2	2	BEARING, rear main (.020" undersize)
	74337715	2	2	BEARING, rear main (.030" undersize)
	74337716	2	2	BEARING, rear main (.040" undersize)
16	70084584	1	1	WICK ASSEMBLY, oiling, flywheel bearing (Serviced only as a unit)



FLYWHEEL AND HOUSING

FLYWHEEL AND HOUSING

* Tractors with standard dry clutch

** Tractors with optional oil clutch

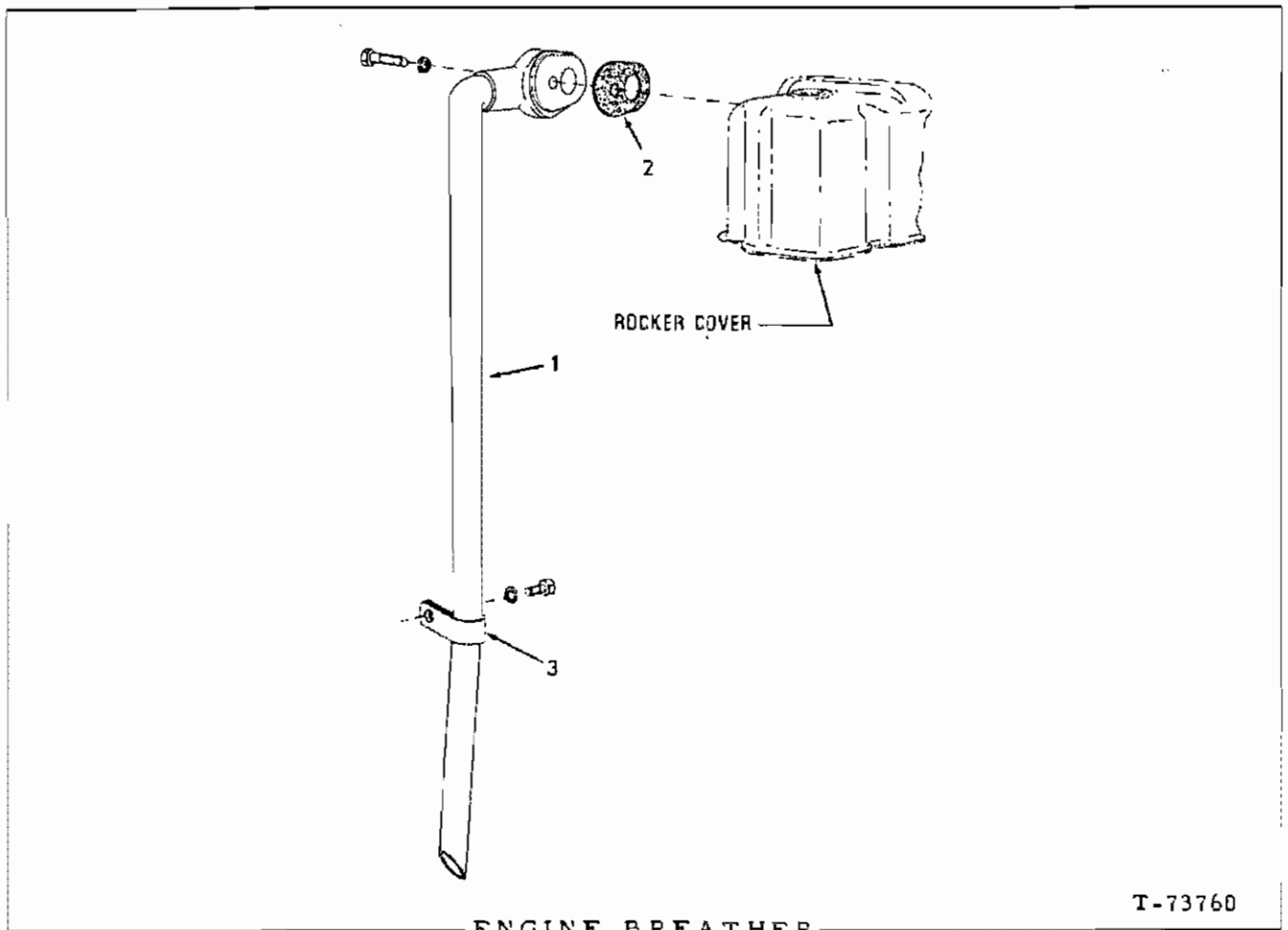
ITEM	PART NO.	QTY.	DESCRIPTION
		* **	
1	{ 74338557	1 -	FLYWHEEL ASSY. (Includes item 2)
	{ 74338549	- 1	FLYWHEEL ASSY. (Includes item 2)
2	{ 74341292	1 -	GEAR, ring
	{ 74304907	- 1	GEAR, ring
3	74336621	1 -	STRIP, timing marks (Use on engines #6-13819 thru #6-16564)
3A	74029556	1 1	SLEEVE KIT, wear
4	{ 74029502	1 -	SEAL KIT, oil, crankshaft rear end
	{ 74029500	- 1	SEAL KIT, oil, crankshaft rear end
	{ 74338771	- 1	SHIM, oil seal spacing
	{ 74027439	- 1	SPACER, oil seal (Installed between Seals) (Order 1 SEAL KIT 74029500)
5	74359956	1 1	HOUSING, flywheel (If for tractors with dry clutch prior to #15831 also order items 17 thru 19)
	70917021	2 2	PIN, dowel, 1/2" x 1"
6	74752075	9 9	BOLT, self-locking, 1/2" NC x 1-1/4"
	70904208	9 -	LOCKWASHER, 1/2"
	74376749	- 9	WASHER, sealing (Used prior to engine #6-25146)
7	70620840	- 1	COVER, flywheel housing timing hole
	70916282	- 4	CAPSCREW, 1/4" NC x 7/8"
	70904204	- 4	LOCKWASHER, 1/4"
8	74336676	- 1	GASKET, timing hole cover
9	70035250	- 1	PLUG, oil filler
10	70667252	- 1	GASKET, oil filler plug
11	{ 74348410	1 -	POINTER, timing (Used prior to engine #6-13819)
	{ 74336609	1 1	POINTER, timing (Effective with engine #6-13819)
	70916284	2 2	CAPSCREW, 1/2" NC x 1/2"
	70904204	2 2	LOCKWASHER, 1/4"
12	{ 74348253	1 -	COVER, timing hole (3-1/2" x 4")(Used prior to engine #6-13819)
	{ 74336604	1 -	COVER, timing hole (4" x 4-1/2")(Effective with engine #6-13819)
	70916284	2 -	CAPSCREW, 1/2" NC x 1/2"
	70904204	2 -	LOCKWASHER, 1/4"
13	74500300	2 2	DOWEL, flywheel to crankshaft
13A	74359168	- 2	SLUG KIT, dowel sealing (Consists of 2 lead slugs)

Also order wear Sleeve Kit 74029556

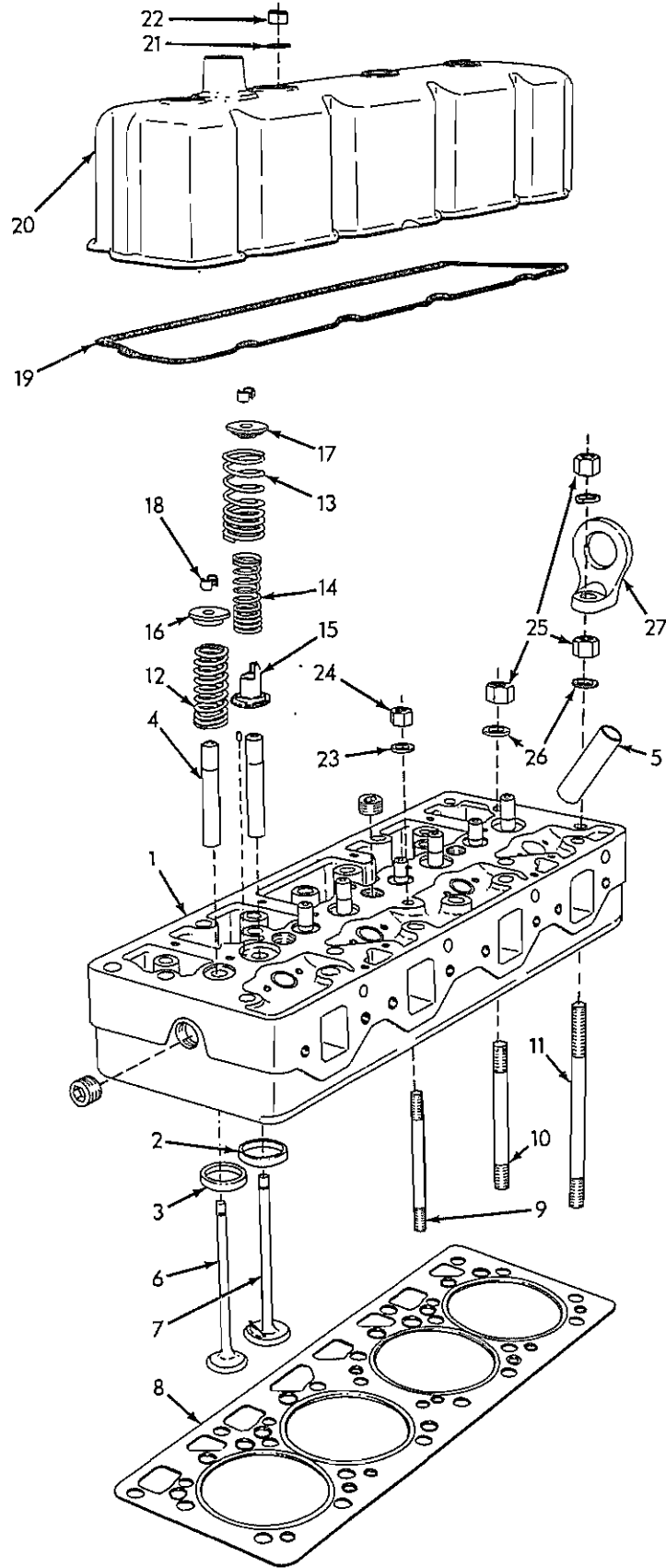
(Continued)

FLYWHEEL AND HOUSING (Continued)

ITEM	PART NO.	QTY, * **	DESCRIPTION
14	74336897	- 1	RING, sealing, flywheel housing to crankcase
15	70923376	- 2	O-RING, sealing, flywheel housing dowel pin hole
16	74336771	2 -	PLUG ASSY., drain (Includes cotter pin)(1 less used on tractors #15831 and up)
17	70628512	1 -	COVER, bottom, flywheel housing (Effective with tractor #15831)
18	70916311	4 -	CAPSCREW, 1/2"NC x 1-1/4"
	70904208	4 -	LOCKWASHER, 1/2"
19	70628655	1 -	GASKET, bottom cover (Effective with tractor #15831 on units with dry clutch and approximately September 1973 on units with oil clutch)
20	70923816	- 1	O-RING, flywheel to crankshaft (Effective with engine #6-17248)
21	74359805	6 6	BOLT, flywheel (1-1/4" long)(New flywheel bolts are self-locking and do not require the lockwashers formerly used with standard type capscrew in this location.



ITEM	PART NO.	QTY.	DESCRIPTION
1	74337747	1	TUBE, breather
	70916273	1	CAPSCREW, 3/8"NC x 1-3/4"
	70904206	1	LOCKWASHER, 3/8"
	74357730	-	TUBE, breather
2	74348133	1	GASKET, breather tube
3	74253771	1	CLAMP, breather tube supporting
	70915408	1	CAPSCREW, 3/8"NC x 3/4"
	70904206	1	LOCKWASHER, 3/8"



CYLINDER HEAD

T-24184

CYLINDER HEAD

*Head assemblies with 45° valve seats
 **Head assemblies with 30° valve seats

ITEM	PART NO.	QTY.	DESCRIPTION
		* **	
1	74339615	1 -	HEAD ASSY., cylinder (Order HEAD 74359197, 4 VALVE 74359116 and 4 VALVE 74359117)
	74359197	- 1	HEAD ASSY., cylinder
	70920340	5 5	PLUG, pipe, hex-socket, 3/4" NPT
	70917560	4 4	PIN, dowel, 3/16" x 3/8" (intake valve locator)
2	74336418	4 -	INSERT, intake valve seat (Standard)
	74336601	4 -	INSERT, intake valve seat (.005" oversize)
	74339546	4 -	INSERT, intake valve seat (45° - standard size)
	74359112	- 4	INSERT, intake valve seat (30° standard size)
	74339624	4 -	INSERT, intake valve seat (45° - .005" oversize)
	74359113	- 4	INSERT, intake valve seat (30° - .005" oversize)
3	74336419	4 -	INSERT, exhaust valve seat (Standard)
	74336602	4 -	INSERT, exhaust valve seat (.005" oversize)
	74339547	4 -	INSERT, exhaust valve seat (45° - standard size)
	74359114	- 4	INSERT, exhaust valve seat (30° - standard size)
	74339625	4 -	INSERT, exhaust valve seat (45° - .005" oversize)
	74359115	- 4	INSERT, exhaust valve seat (30° - .005" oversize)
4	74336586	8 8	GUIDE, valve stem
5	74336157	4 4	SLEEVE, injection nozzle
6	74336128	4 -	VALVE, exhaust (45°)
	74359117	- 4	VALVE, exhaust (30°)
7	74336127	4 -	VALVE, intake (45°)
	74359116	- 4	VALVE, intake (30°)
8	74349883	1 1	□ GASKET, cylinder head
9	74339498	5 5	STUD, cylinder head (1/2" x 6-1/8")
10	74339505	17 17	STUD, cylinder head (5/8" x 6-1/2")
11	74339510	2 2	STUD, cylinder head (5/8" x 8")
	74354490	2 2	WASHER
	70910124	2 2	NUT, 5/8" NF
12	74336131	4 4	SPRING, exhaust valve
13	74336129	4 4	SPRING, intake valve, outer
14	74336130	4 4	SPRING, intake valve, inner
15	74336758	4 4	LOCATOR, intake valve

Each includes items 2 thru 5 and hardware indented below

5/16" thick. Used in early heads only

13/32" thick. Used in late heads only

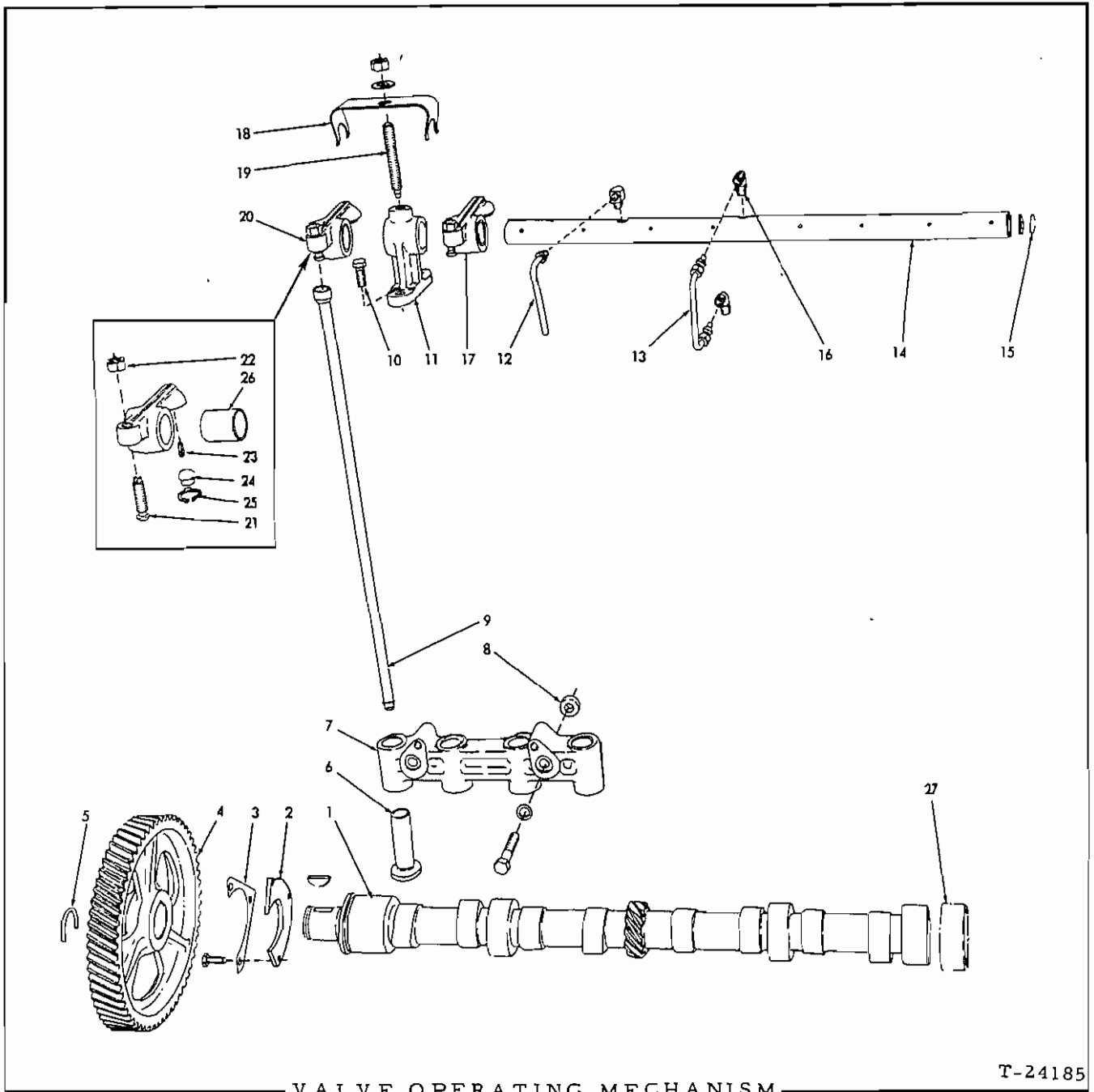
5/16" thick. Used in early heads only

13/32" thick. Used in late heads only

(Continued)

CYLINDER HEAD (Continued)

ITEM	PART NO.	QTY.		DESCRIPTION
		*	**	
16	74343799	4	4	RETAINER, exhaust valve spring
17	74336153	4	4	RETAINER, intake valve spring
18	74376497	16	16	LOCK, valve spring retainer (half only)
19	74354113	1	1	□GASKET, rocker cover
20	74354111	1	1	COVER, rocker
21	74376749	4	4	WASHER, sealing, rocker cover nut
22	74375937	4	4	NUT, rocker cover
23	74372864	5	5	WASHER, cylinder head nut (for 1/2" stud)
24	74388205	5	5	NUT, cylinder head stud (1/2"NF)
25	74388202	21	21	NUT, cylinder head stud (5/8"NF)
26	74354490	19	19	WASHER, cylinder head nut (for 5/8" stud)
27	74348243	2	2	EYE, engine lifting
	70904209	2	2	LOCKWASHER, 5/8"



VALVE OPERATING MECHANISM

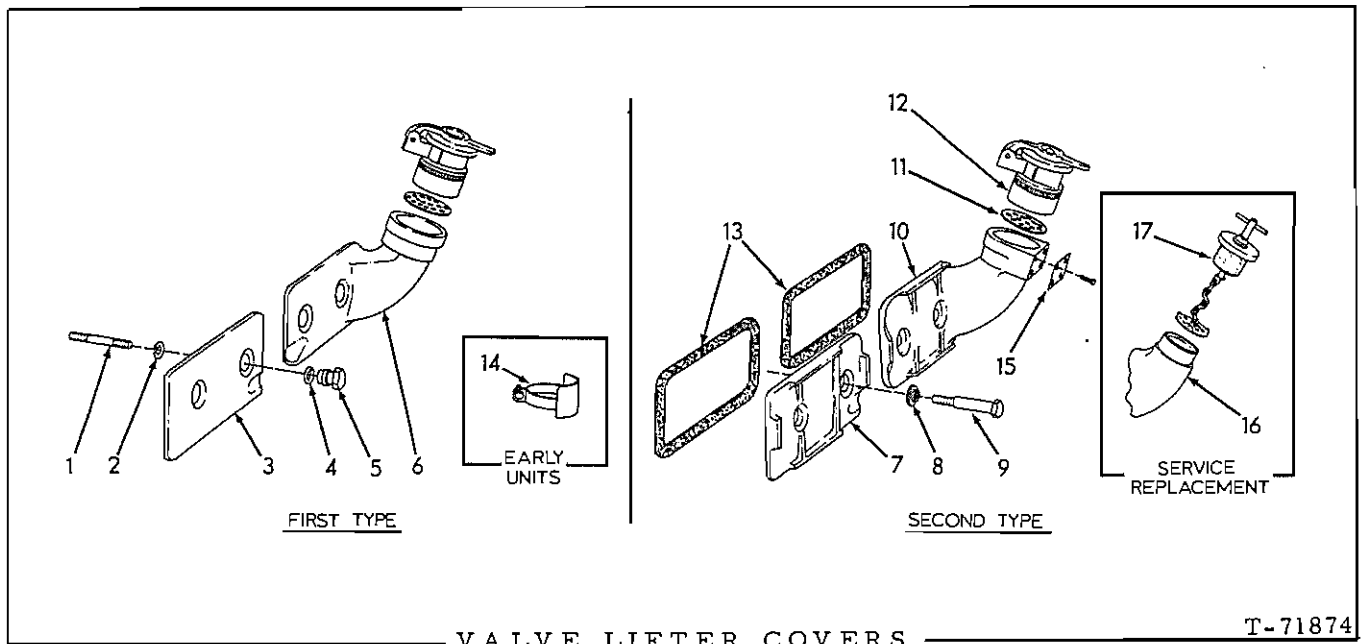
T-24185

ITEM	PART NO.	QTY.	DESCRIPTION
1	74337731	1	CAMSHAFT
	70905126	1	KEY, #15 woodruff, 1/4" x 1"
2	74349257	1	COLLAR, camshaft thrust
	70916277	3	CAPSCREW, 5/16"NC x 5/8"
3	74025391	1	PLATE, capscrew locking
4	74346206	1	GEAR, camshaft (Used prior to engine #6-14912)
	74359279	1	GEAR, camshaft (hardened)(Effective with engine #6-14912)

(Continued)

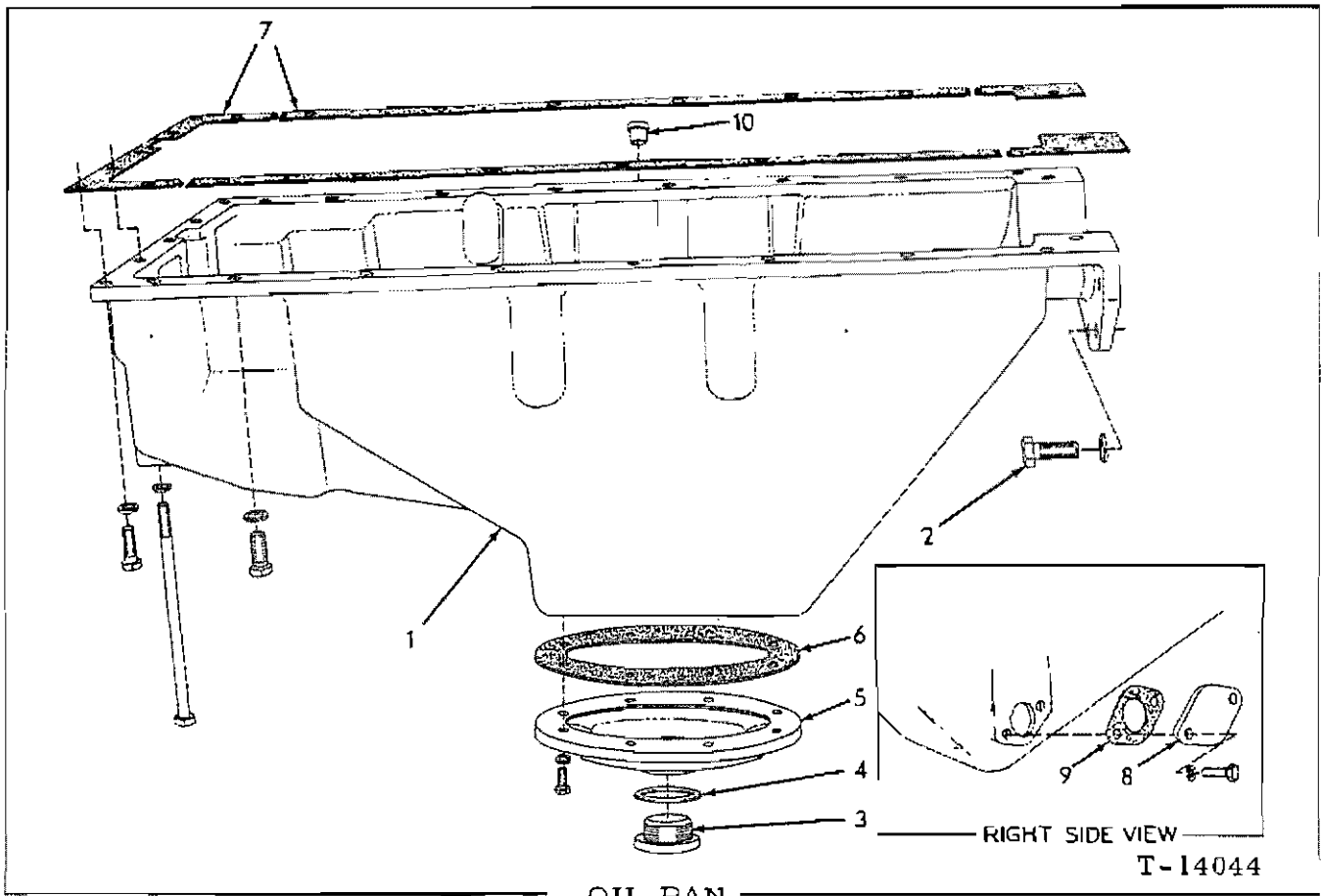
VALVE OPERATING MECHANISM (Continued)

ITEM	PART NO.	QTY.	DESCRIPTION
5	74346307	1	RING, snap, gear retaining
6	74338299	8	LIFTER, valve
7	74359702	2	BRACKET, valve lifter (For engines prior to #6-26756 also order 4 BOLT 74255393)
	74255393	4	BOLT
8	74347832	4	DOWEL, hollow, valve lifter bracket
9	74336234	8	ROD, push
10	74506946	8	STUD, rocker shaft bracket (Used prior to engine #6-25700)
	70904206	8	
	74348440	8	
	74255723	8	
11	74336142	4	BRACKET, rocker shaft
12	74349157	1	TUBE ASSEMBLY, rocker shaft drain (includes nut)
	70913040	1	ELBOW, inverted, flare type, 90°, 1/4" tube, 1/4"NPT male
13	74348452	1	TUBE, oil, rocker shaft
	70911437	2	NUT, compression fitting, 1/4" tube
	70911435	2	SLEEVE, compression fitting, 1/4" tube
	70911017	1	ELBOW, compression, 1/4" tube, 1/8"NPT male
14	74348917	1	SHAFT ASSEMBLY, rocker arm (Includes 70910002 PLUGS and item 15)
	70910002	2	PLUG, expansion, 3/4" diam.
15	74254363	2	RING, snap, rocker shaft
16	74335381	1	ELBOW, rocker shaft oil tube (restricted)
17	74358988	4	ARM ASSEMBLY, rocker, exhaust valve (Includes items 21 and 22)
18	74338143	4	CLIP, spring, rocker arm retaining
19	74348130	1	SCREW, rocker shaft retaining (3" long, dog-pt.)
	74348129	3	STUD, rocker arm retaining clip (7/16" diam., 2-5/8" long)
	70912298	4	WASHER, plain, SAE std., 7/16"
	70910986	4	NUT, 7/16"NF
20	74358989	4	ARM ASSEMBLY, rocker, intake valve (Includes items 21 and 22)
21	74336646	8	SCREW, valve lash adjustment
22	74516821	8	NUT, valve lash adjustment screw
23	74364422	8	WICK, oiling, rocker ball
24	74379305	8	BALL, rocker arm
25	74385480	8	RING, snap, rocker arm ball
26	74660369	8	BUSHING, rocker arm
27	-----	-	BEARING, camshaft (See CYLINDER BLOCK)



ITEM	PART NO.	QUANTITY			DESCRIPTION
		* First type	** Second type	*** Service Replacement	
1	74346653	4	-	-	STUD, valve lifter cover
2	74253520	4	-	-	RING, snap, valve lifter cover nut
3	-----	1	-	-	COVER, valve lifter, front (Order items 7, 8 and 9)
4	70923548	4	-	-	□ RING, sealing, valve lifter cover nut
5	74347126	4	-	-	NUT, valve lifter cover
6	-----	1	-	-	COVER, valve lifter, rear (Order items 8, 9, 16 and 17)
7	74348912	-	1	-	COVER, valve lifter, front
8	74335456	-	4	-	WASHER, sealing, cover attaching bolt
9	74335455	-	4	-	BOLT, cover attaching
10	-----	-	1	-	COVER, valve lifter rear (Order items 16 and 17)
11	74335022	1	1	-	STRAINER, oil filler
12	74366461	1	1	-	CAP ASSEMBLY, oil filler (Serviced only as a unit)
13	74337769	-	2	-	□ GASKET, valve lifter cover
14	74379291	1	1	-	PLATE AND STRAP ASSEMBLY, oil data (First type)
15	74379141	1	1	-	PLATE, oil data (Second type)
	70904516	4	4	-	SCREW, drive, #6 x 1/4"
16	74359954	-	-	1	COVER, rear (Requires CLOSURE ASSY. 74354449)
17	74354449	-	-	1	CLOSURE ASSEMBLY, oil filler (Serviced only as a unit)

□ Also see PACKAGED PARTS



OIL PAN

T-14044

*Used prior to engine serial No. 6-7597

**Effective with engine serial No. 6-7597

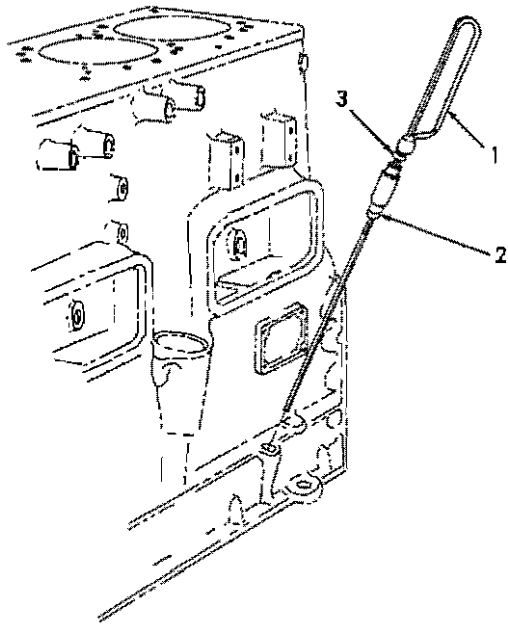
ITEM	PART NO.	QTY.	DESCRIPTION
1	-----	1 -	PAN, oil(Order 1 each Pan Assy. 74338739, Pipe 74348842, Retainer 74348682, Screen 74348683, Cover 74348684, Bracket 74348686, Gauge Assy. 74349714, Gasket 7431289, Cover, 74374211, 2 each Capscrew 74311869, Capscrew 74349375, Capscrew 74374129, 4 Wire 74509035, 8 Lockwasher 70910287, 12 Capscrew 74346483 and 31 Capscrew 70910211)
	74338739	- 1	PAN ASSY., oil (Service replacement)(Also order items 3, 8 and 9)
	70915408	2 2	CAPSCREW, 3/8"NC x 3/4"
2	74255916	- 5	CAPSCREW, "Striplok", 3/8"NC x 1" (Units with oil clutch)
	70910211	23 18	CAPSCREW, 3/8"NC x 1-1/8" (5 less on units with oil clutch)
	70914392	2 2	CAPSCREW, 5/16"NC x 1"
	70918587	3 3	CAPSCREW, 5/16"NC x 6-3/4"
	70910287	23 23	LOCKWASHER, 3/8"
	70904205	5 5	LOCKWASHER, 5/16"
3	70035250	1 1	PLUG, oil drain
4	70667252	1 1	GASKET, oil drain plug

(Continued)

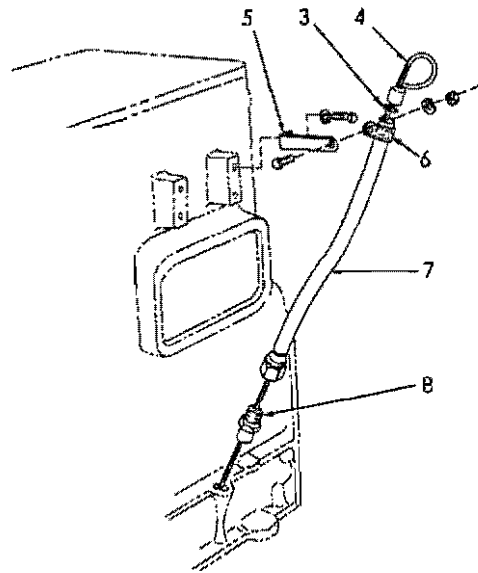
OIL PAN (Continued)

ITEM	PART NO.	QTY.		DESCRIPTION
		#	**	
5	74374221	-	1	COVER, clean-out
	70910211	-	8	CAPSCREW, 3/8"NC x 1-1/8"
	70910287	-	8	LOCKWASHER, 3/8"
6	74371289	-	1	□GASKET, clean-out cover
7	74321895	1	1	GASKET SET, oil pan
8	74337741	-	1	COVER, side
	70915408	-	2	CAPSCREW, 3/8"NC x 3/4"
	70910287	-	2	LOCKWASHER, 3/8"
9	70621516	-	1	GASKET, side cover
10	74362338	-	1	PLUG, dipstick hole

□Also see PACKAGED PARTS



FIRST TYPE



SECOND TYPE

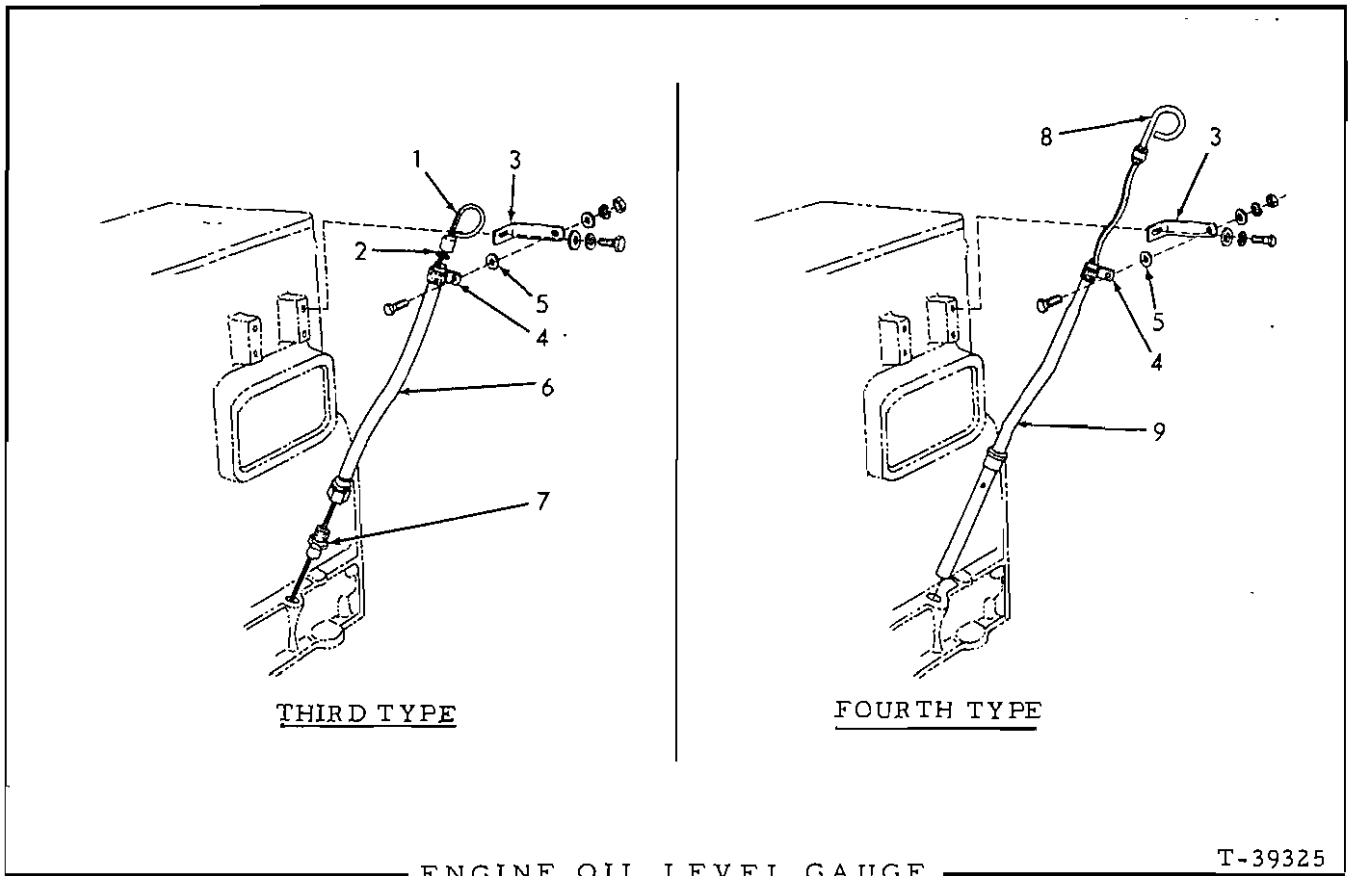
ENGINE OIL LEVEL GAUGE

T-39325

* First type or to serial No. 6-12486

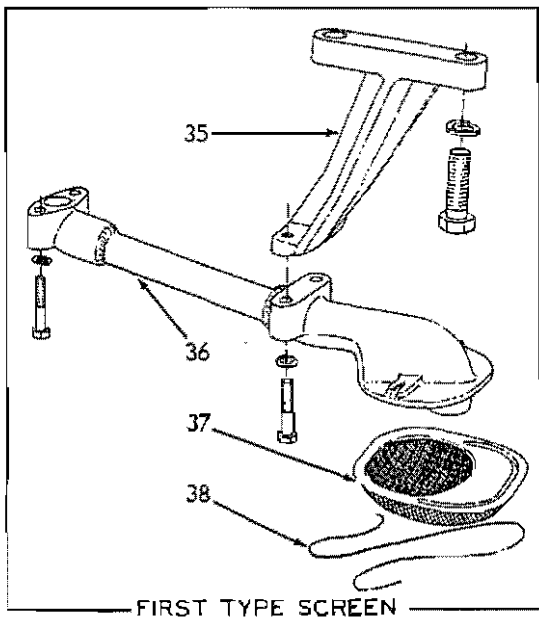
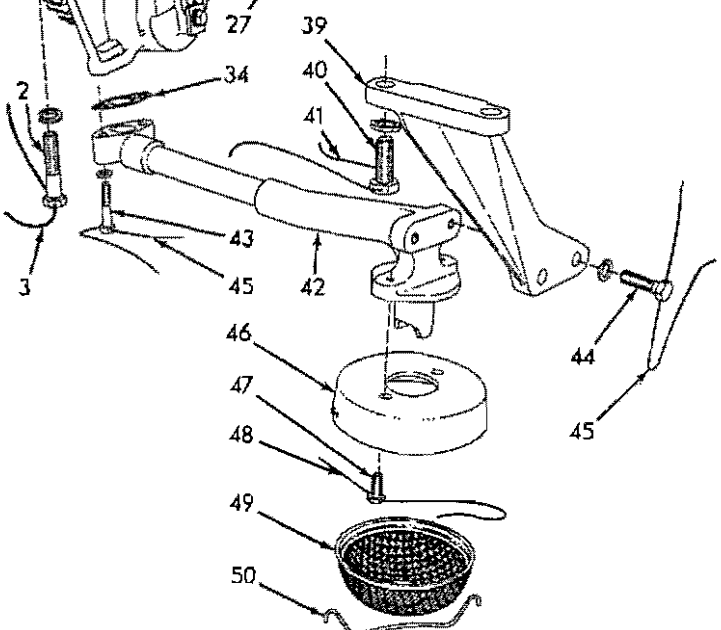
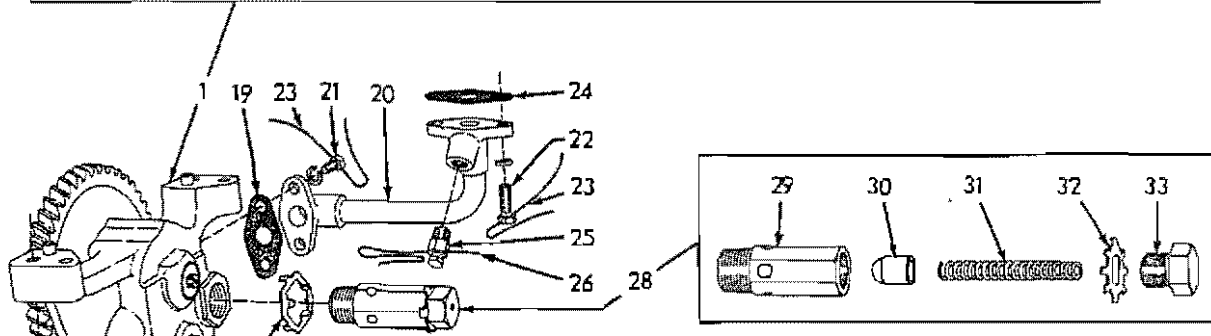
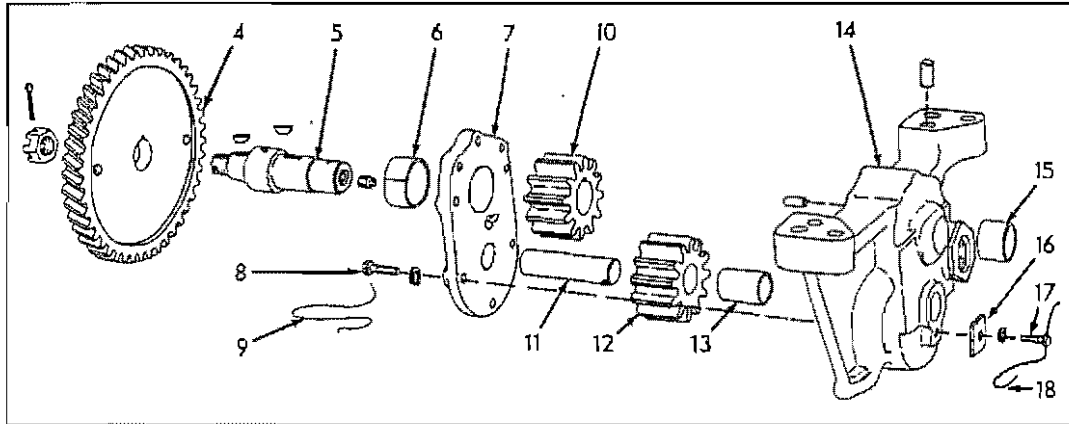
** Second type serial No. 6-12486 and up

ITEM	PART NO.	QTY.		DESCRIPTION
		*	**	
1	74348611	1	-	GAUGE ASSEMBLY (Includes item 3)
	74349714	1	-	GAUGE ASSEMBLY (Includes item 3)
2	74349037	1	-	ADAPTOR, gauge
3	74506607	1	1	SEAL, oil level gauge
4	74349941	-	1	GAUGE ASSEMBLY (Includes item 3)
5	74349940	-	1	BRACKET, supporting gauge tube
	70903771	-	1	CAPSCREW, 5/16"NC x 7/8"
	70904205	-	1	LOCKWASHER, 5/16"
6	70918941	-	1	CLIP, gauge tube
	70910922	-	1	CAPSCREW, 3/8"NC x 3/4"
	70904206	-	1	LOCKWASHER, 3/8"
	70911041	-	1	NUT, 3/8"NF
7	74349938	-	1	TUBE ASSEMBLY, gauge (Includes nut)
8	74349939	-	1	ADAPTER, gauge



* Third type
 ** Fourth type

ITEM	PART NO.	QTY.		DESCRIPTION
		*	**	
1	74349941	1	-	GAUGE ASSEMBLY (Includes item 2)
2	74506607	1	-	SEAL, oil level gauge
3	74354486	1	1	BRACKET, supporting, gauge tube
	70915813	1	1	CAPSCREW, 5/16"NC x 7/8"
	70904205	1	1	LOCKWASHER, 5/16"
	70911422	1	1	WASHER, plain
	70920504	-	1	CLIP, gauge tube (3/8" diam.)
4	70918941	1	-	CLIP, gauge tube (1/2" diam)
	70915228	1	1	CAPSCREW, 3/8"NF x 1-1/4"
5	70904206	1	1	LOCKWASHER, 3/8"
	70911041	1	1	NUT, 3/8"NF
	74364079	2	2	WASHER, plain
6	74349938	1	-	TUBE ASSEMBLY, gauge (Includes nut)
7	74349939	1	-	ADAPTER, gauge
8	74354936	-	1	GAUGE
9	74354935	-	1	ADAPTER, gauge



OIL PUMP

T-14042

OIL PUMP

* Used prior to engine serial No. 6-7597.
 ** Effective with engine serial No. 6-7597 thru 6-14911

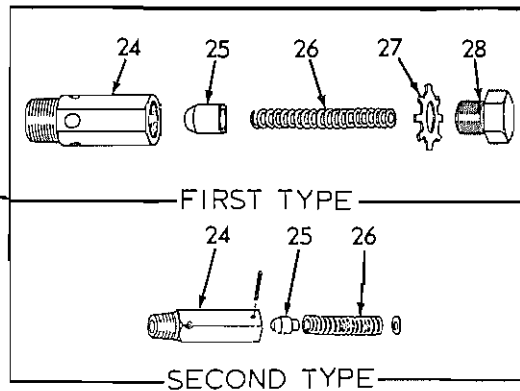
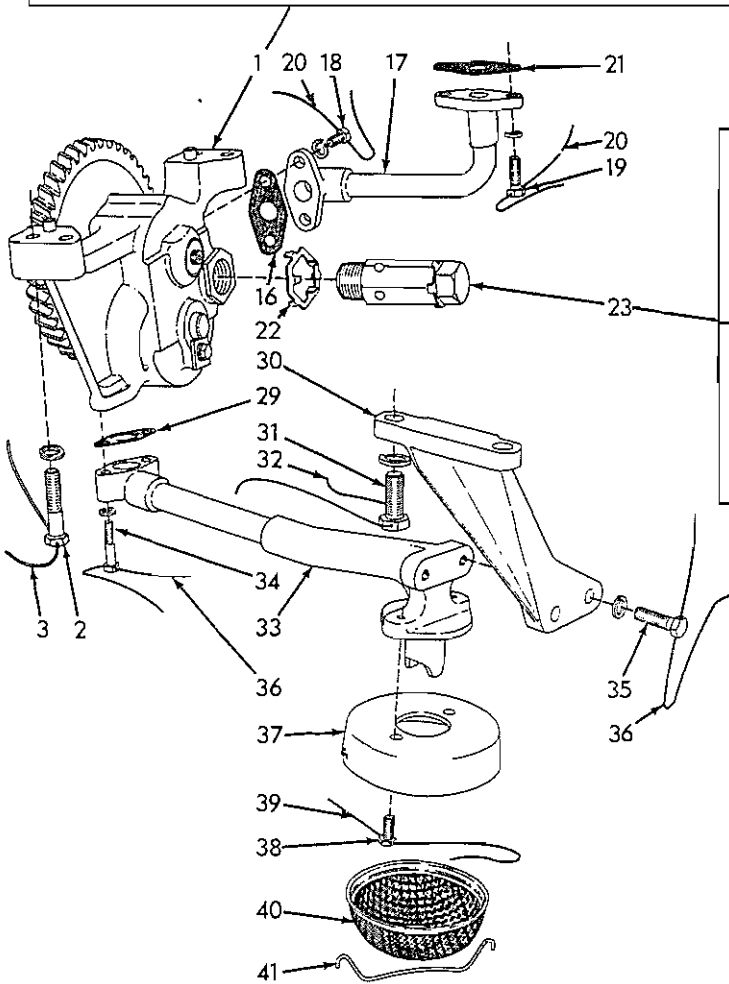
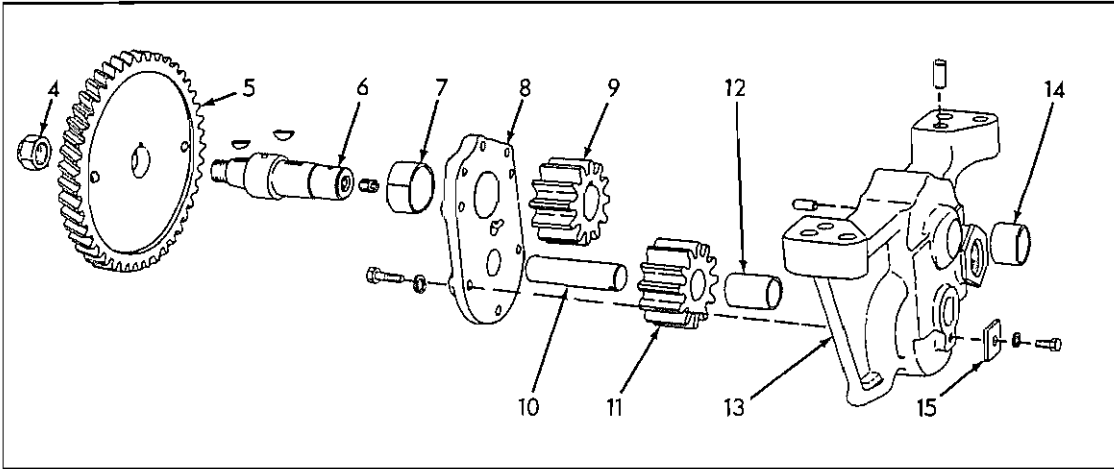
ITEM	PART NO.	QTY. * **	DESCRIPTION
1	74348886	1 1	PUMP ASSEMBLY, oil (Consists of items 4 thru 18)
2	7903633	4 -	CAPSCREW, 3/8"NC x 1-3/4"
	74348692	- 4	CAPSCREW, drilled-hd., 3/8"NC x 1-3/4"
	7904206	4 4	LOCKWASHER, 3/8"
3	74509035	- 2	WIRE, locking (#18 x 10")
4	74348352	1 1	GEAR, driving
5	74348894	1 1	SHAFT, upper
	70910224	2 2	KEY, #6 woodruff, 5/32" x 5/8"
	70900807	1 1	PIN, cotter, 1/8" x 1-1/4"
	70910231	1 1	PLUG, pipe, hex-socket, 1/8"NPT
	70912840	1 1	NUT, slotted, 5/8"NF
6	74347659	1 1	BUSHING, pump cover
7	74348044	1 1	COVER ASSEMBLY (Includes item 6)
8	74875601	6 6	CAPSCREW (drilled-hd., 1/4"NC x 7/8")
	7904204	6 6	LOCKWASHER, 1/4"
9	74348691	3 3	WIRE, locking
10	74348042	1 1	GEAR, upper (12 teeth)(Used prior to engine #6-9853)
	-----	- 1	GEAR, upper (10 teeth)(Effective with engine #6-9853)(Order item 1)
11	74348038	1 1	SHAFT, lower
12	74348040	1 1	GEAR ASSEMBLY, lower (12 teeth. Includes item 13)(Used prior to engine #6-9853)
	-----	- 1	GEAR ASSEMBLY, lower (10 teeth. Includes item 13)(Effective with engine #6-9853)(Order item 1)
13	74348083	1 1	BUSHING, lower gear
14	-----	1 1	HOUSING ASSEMBLY (Includes item 15 and dowel PINS indented below)(Order item 1)
	70917554	1 1	PIN, dowel, 1/4" x 1/2"
	70917546	2 2	PIN, dowel, 3/8" x 5/8"
15	74348303	1 1	BUSHING, pump housing
16	74348020	1 1	RETAINER, lower shaft
17	70905655	1 -	CAPSCREW, 1/4"NC x 1/2"
	74349378	- 1	CAPSCREW, drilled-hd., 1/4"NC x 1/2"
	70904204	1 1	LOCKWASHER, 1/4"
18	74348769	- 1	WIRE, locking (#18 x 4")
19	74348215	1 1	GASKET, discharge pipe to pump
20	74348834	1 1	PIPE, discharge
21	70903771	2 -	CAPSCREW, 5/16"NC x 7/8"
	74320227	- 2	CAPSCREW, drilled-hd., 5/16"NC x 7/8"
	70904205	2 2	LOCKWASHER, 5/16"
22	70903630	2 -	CAPSCREW, 3/8"NC x 1"
	74346483	- 2	CAPSCREW, drilled-hd., 3/8"NC x 1-1/4"
	70904206	2 2	LOCKWASHER, 3/8"
23	74509035	2 2	WIRE, locking (#18 x 10")

Order Oil Pump Conversion Kit 74321187)(See Packaged Parts)

(Continued)

OIL PUMP (Continued)

ITEM	PART NO.	QTY. # **	DESCRIPTION	
24	74346169	1	1 □ GASKET, discharge pipe to crankcase	
25	74348485	1	1 PLUG ASSEMBLY, discharge pipe	} Used prior to engine #6-8537.
26	74348691	1	1 WIRE, locking, discharge pipe plug	
27	74347938	1	1 LOCK, pressure relief valve body	
28	74339204	1	1 VALVE ASSEMBLY, oil pressure relief (Consists of items 29 thru 33) (Order 74354573)	
29	-----	1	1 BODY, pressure relief valve (Not serviced separately)	
30	-----	1	1 PISTON, pressure relief valve (Not serviced separately)	
31	-----	1	1 SPRING, pressure relief valve (2-57/64" long) (Order item 28)	
32	74374564	1	1 WASHER, locking, relief valve cap	
33	74386525	1	1 CAP, pressure relief valve (Original equipment)	
34	74348218	1	1 GASKET, suction pipe to pressure pump	
35	74348475	1	- BRACKET, suction pipe supporting	
	70915636	2	- CAPSCREW, 1/2"NC x 1-5/8"	
	70904208	2	- LOCKWASHER, 1/2"	
36	74348640	1	- PIPE ASSEMBLY, suction (Includes items 37 and 38)	
	70917135	4	- CAPSCREW, 5/16"NC x 1-5/8"	
	70904205	4	- LOCKWASHER, 5/16"	
37	74500270	1	- SCREEN, oil	
38	74335110	1	- WIRE, oil screen retaining (1/16" x 18")	
39	74348686	-	1 BRACKET, suction pipe supporting	
40	74311869	-	2 CAPSCREW, drilled-hd., 1/2"NC x 1-1/4"	
	70904208	-	2 LOCKWASHER, 1/2"	
41	74348689	-	1 WIRE, locking (#18 x 13")	
42	74348842	-	1 PIPE, suction	
43	74349375	-	2 CAPSCREW, drilled-hd., 5/16"NC x 1-5/8"	
	70904205	-	2 LOCKWASHER, 5/16"	
44	74346483	-	2 CAPSCREW, drilled-hd., 3/8"NC x 1-1/4"	
	70904206	-	2 LOCKWASHER, 3/8"	
45	74509035	-	2 WIRE, locking (#18 x 10")	
46	74348684	-	1 COVER, oil screen	
47	74374129	-	2 CAPSCREW, drilled-hd., 5/16"NC x 3/4"	
48	74509035	-	1 WIRE, locking (#18 x 10")	
49	74348683	-	1 SCREEN, oil	
50	74348682	-	1 RETAINER, oil screen	



OIL PUMP

OIL PUMP

USAGE: Engine #6-14912 and up

ITEM	PART NO.	QTY.	DESCRIPTION
1	74359056	1	PUMP ASSEMBLY, oil (Consists of items 4 thru 15)(Effective with engine #6-14912) (Order Oil Pump conversion Kit 74321187)(See Packaged Parts)
2	74348692	4	CAPSCREW, drilled-hd., 3/8"NC x 1-3/4"
	70904206	4	LOCKWASHER, 3/8"
3	74509035	2	WIRE, locking, #18 x 10"
4	74254977	1	NUT, gear retaining
5	74337047	1	GEAR, driving (hardened)
6	74348894	1	SHAFT, upper
	70910224	2	KEY, #6 woodruff, 5/32" x 5/8"
	70917673	1	PLUG, pipe, hex-socket, 1/8"NPT
7	74347659	1	BUSHING, pump cover
8	74348044	1	COVER ASSEMBLY (Includes item 7)
	70916282	6	CAPSCREW, 1/4"NC x 7/8"
	70904204	6	LOCKWASHER, 1/4"
9	-----	1	GEAR, upper (See item 1)
10	74348038	1	SHAFT, lower
11	-----	1	GEAR ASSEMBLY, lower (Includes item 12) (See item 1)
12	74348083	1	BUSHING, lower gear
13	74348885	1	HOUSING ASSEMBLY (Includes item 14 and dowel PINS indented below)
	70917554	1	PIN, dowel, 1/4" x 1/2"
	70917546	2	PIN, dowel, 3/8" x 5/8"
14	74348303	1	BUSHING, pump housing
15	74348020	1	RETAINER, lower shaft
	70916284	1	CAPSCREW, 1/4"NC x 1/2"
	70904204	1	LOCKWASHER, 1/4"
16	74348215	1	O GASKET, discharge pipe to pump
17	74348834	1	PIPE, discharge
18	74320227	2	CAPSCREW, drilled-hd., 5/16"NC x 7/8"
	70904205	2	LOCKWASHER, 5/16"
19	74346483	2	CAPSCREW, drilled-hd., 3/8"NC x 1-1/4"
	70904206	2	LOCKWASHER, 3/8"
20	74509035	2	WIRE, locking, #18 x 10"
21	74346169	1	O GASKET, discharge pipe to crankcase
22	74347938	1	LOCK, pressure relief valve body
23	74354573	1	VALVE ASSEMBLY, pressure relief (Items 24 thru 26)
24	-----	1	BODY, pressure relief valve
25	-----	1	PISTON, pressure relief valve

} Not serviced separately

(Continued)

OIL PUMP (Continued)

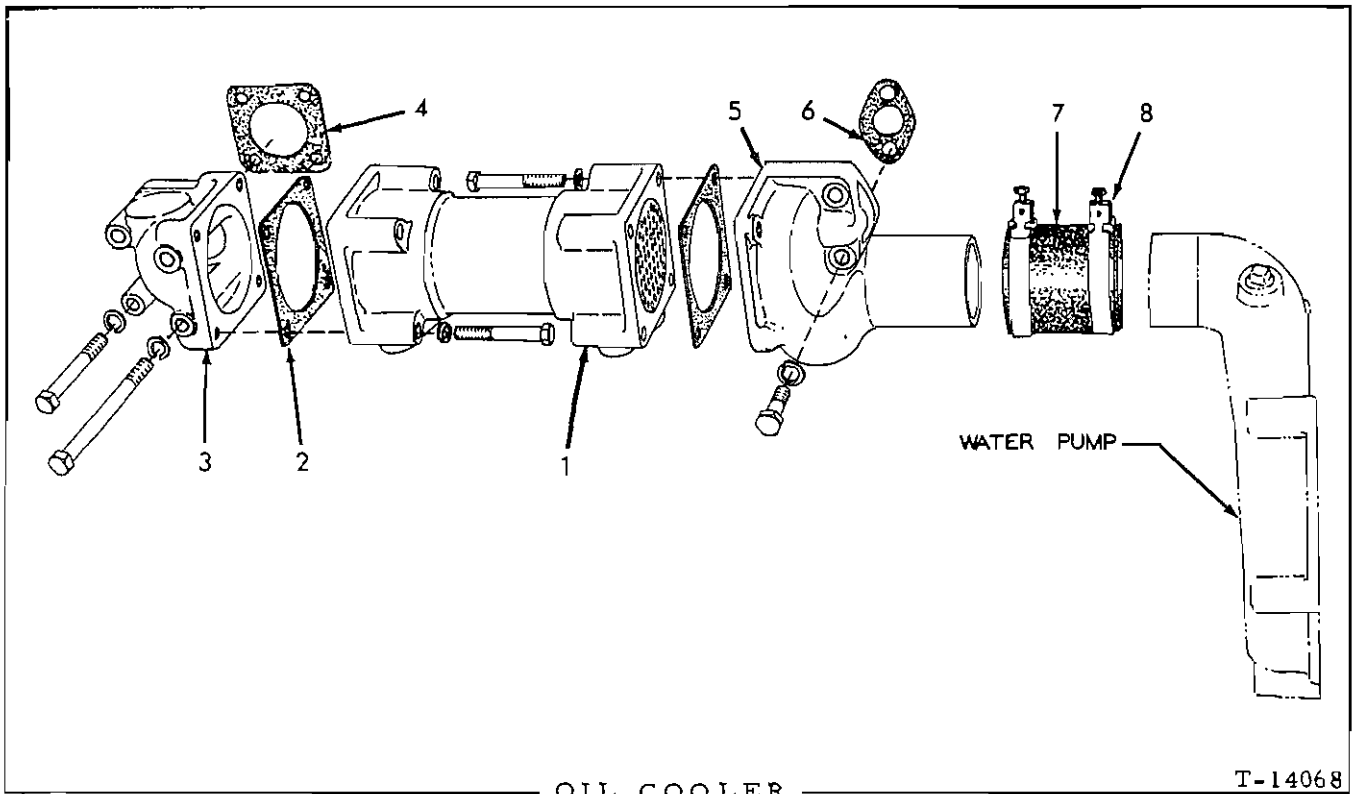
ITEM	PART NO.	QTY.	DESCRIPTION
26	-----	1	SPRING, pressure relief valve
	-----	1	SPRING, pressure relief valve
	70913168	1	WASHER, plain
	70916001	1	PIN, spring, 3/16" x 1"
} Order item 23			
27	-----	1	WASHER, locking, relief valve cap
28	-----	1	CAP, relief valve
29	74348218	1	GASKET, suction pipe to pressure pump
30	74348686	1	BRACKET, suction pipe supporting
31	74311869	2	CAPSCREW, drilled-hd., 1/2"NC x 1-1/4"
	7904208	2	LOCKWASHER, 1/2"
32	74348689	1	WIRE, locking, #18 x 13"
33	74348842	1	PIPE, suction
34	74349375	2	CAPSCREW, drilled-hd., 5/16"NC x 1-5/8"
	70904205	2	LOCKWASHER, 5/16"
35	74346483	2	CAPSCREW, drilled-hd., 3/8"NC x 1-1/4"
	70904206	2	LOCKWASHER, 3/8"
36	74509035	2	WIRE, locking, #18 x 10"
37	74348684	1	COVER, oil screen
38	74374129	2	CAPSCREW, drilled-hd., 5/16"NC x 3/4"
39	74509035	1	WIRE, locking, #18 x 10"
40	74348683	1	SCREEN, oil
41	74348682	1	RETAINER, oil screen

MEMO

f

C

C



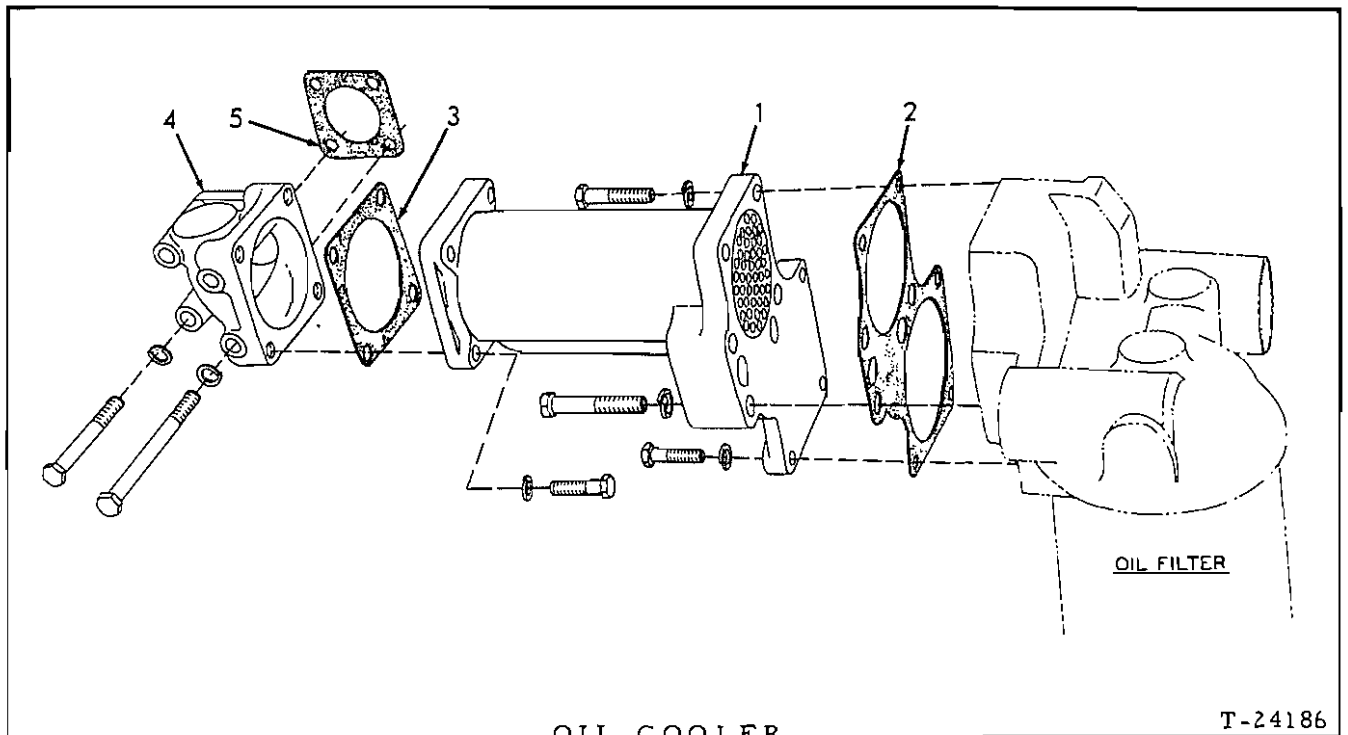
OIL COOLER

T-14068

USAGE: Loaders prior to S/N 13322

ITEM PART NO. QTY. DESCRIPTION

1	74336596	1	COOLER, lubricating oil
	70903635	8	CAPSCREW, 3/8"NC x 2-1/2"
	70904206	8	LOCKWASHER, 3/8"
2	74349984	2	GASKET, oil cooler
3	74348099	1	CONNECTION, water outlet
	70906695	2	CAPSCREW, 3/8"NC x 3-1/4"
	70906698	2	CAPSCREW, 3/8"NC x 4-3/4"
	70904206	4	LOCKWASHER, 3/8"
4	74348184	1	GASKET, water outlet
5	74348100	1	CONNECTOR, water inlet
	70903633	2	CAPSCREW, 3/8"NC x 1-3/4"
	70904206	2	LOCKWASHER, 3/8"
6	74348185	1	GASKET, water inlet
7	74506737	1	HOSE, water pump to cooler
8	74253922	2	CLAMP, hose



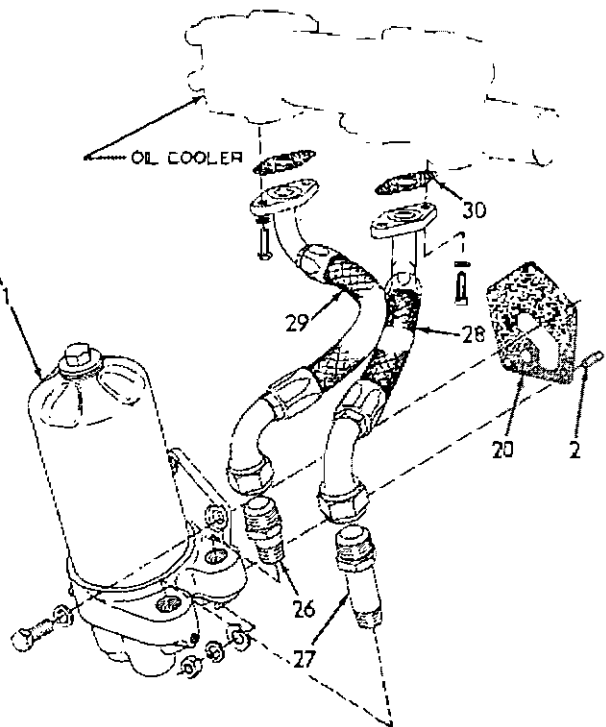
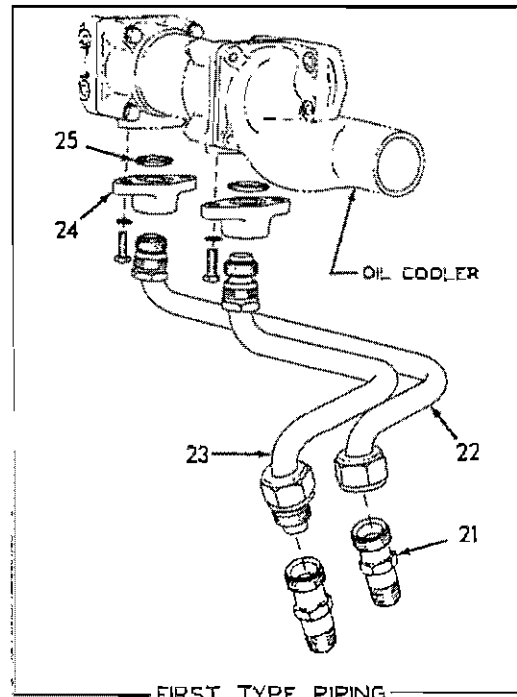
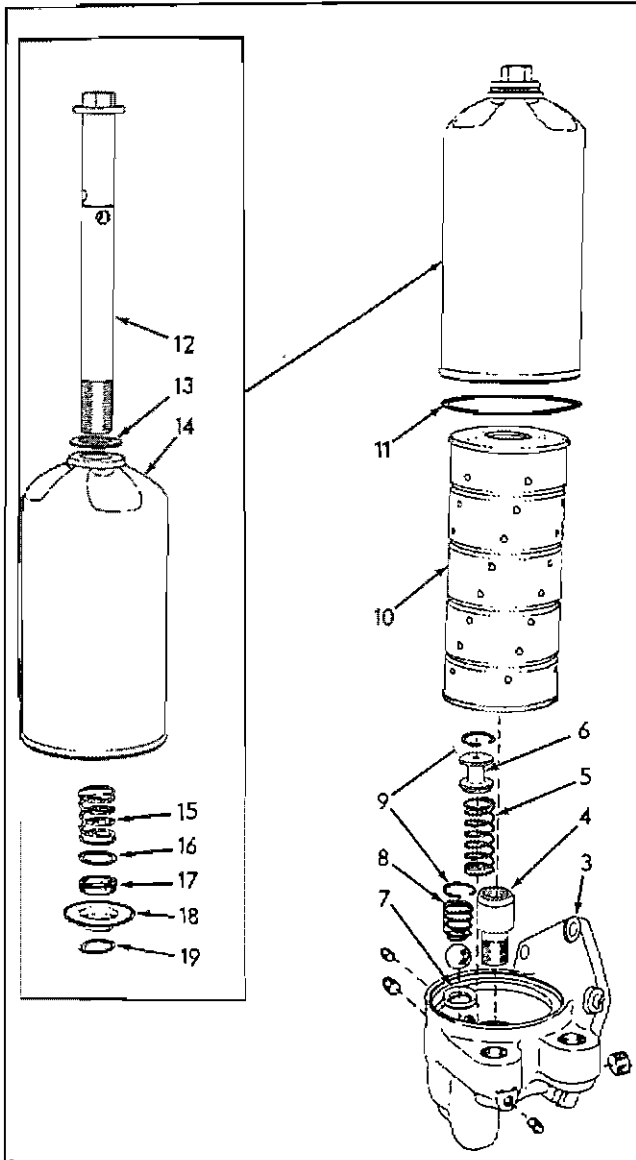
OIL COOLER

T-24186

USAGE: Loader S/N 13322 and up

ITEM PART NO. QTY. DESCRIPTION

1	74349949	1	COOLER, oil
	70919225	9	CAPSCREW, 3/8"NC x 1-3/8"
	70919048	1	CAPSCREW, 1/2"NC x 1-5/8"
	70916316	2	CAPSCREW, 1/2"NC x 2-1/2"
	70904206	9	LOCKWASHER, 3/8"
	70904208	3	LOCKWASHER, 1/2"
2	74349954	1	GASKET, cooler to filter
3	74349984	1	GASKET, water connection to cooler
4	74348099	1	CONNECTION, water outlet
	70919227	2	CAPSCREW, 3/8"NC x 3-1/4"
	70918778	2	CAPSCREW, 3/8"NC x 4-3/4"
	70904206	4	LOCKWASHER, 3/8"
5	74348184	1	GASKET, water connection to block



OIL FILTER

T-14047

OIL FILTER

* Used prior to engine serial No. 6-9154. } Loaders prior
 ** Effective with engine serial No. 6-9154. } to S/N 13322

ITEM	PART NO.	QTY. * **	DESCRIPTION
1	74348756	1 1	FILTER ASSEMBLY, lubricating oil (Consists of items 3 thru 19)
	70903638	3 3	CAPSCREW, 1/2"NC x 1-1/4"
	70912007	2 2	WASHER, plain, 1/2" I.D. x 7/8" O.D.
2	74348314	2 2	STUD (1/2"NC x 1/2"NF x 1-7/8")
	70904208	5 5	LOCKWASHER, 1/2"
	70910195	2 2	NUT, 1/2"NF
3	74348754	1 1	BASE ASSEMBLY (Includes items 4 thru 9 and hardware indented below)
	70919134	2 2	PLUG, pipe, hex-hd., 1/8"NPT
	70919840	1 1	PLUG, pipe, hex-hd., 1/4"NPT
	70904223	1 1	PLUG, pipe, ctsk-hd., 1/2"NPT
	70917015	1 1	BALL, steel, 7/8" diam.
4	74348636	1 1	ADAPTER, center bolt
5	74348087	1 1	SPRING, pressure relief valve
6	74348086	1 1	VALVE, pressure relief
7	74348580	1 1	INSERT, check valve seat (Effective with engine #89451)
8	74347190	1 1	SPRING, check valve
9	74253766	2 2	RING, snap, valve retaining
10	74348261	1 1	CARTRIDGE, oil filter (Includes item 11)
11	74506161	1 1	GASKET, oil filter body
12	74374735	1 1	BOLT, center
13	74041103	1 1	GASKET, filter center bolt
14	74348272	1 1	BODY, oil filter
15	74348267	1 1	SPRING, filter element
16	74348268	1 1	WASHER, filter element seal
17	74348270	1 1	SEAL, filter element
18	74348269	1 1	ADAPTER, filter element
19	74253195	1 1	RING, snap, filter center bolt
20	74349956	1 1	<input type="checkbox"/> GASKET, filter to crankcase
21	74348311	2 -	CONNECTOR, oil filter lines
22	74348465	1 -	LINE, filter to cooler
	70918327	2 -	RING, Sealastic, 7/8" tube (Includes ferrule)
	70917741	1 -	NUT, Sealastic, male, 7/8" tube
	70918326	1 -	NUT, Sealastic, female, 7/8" tube

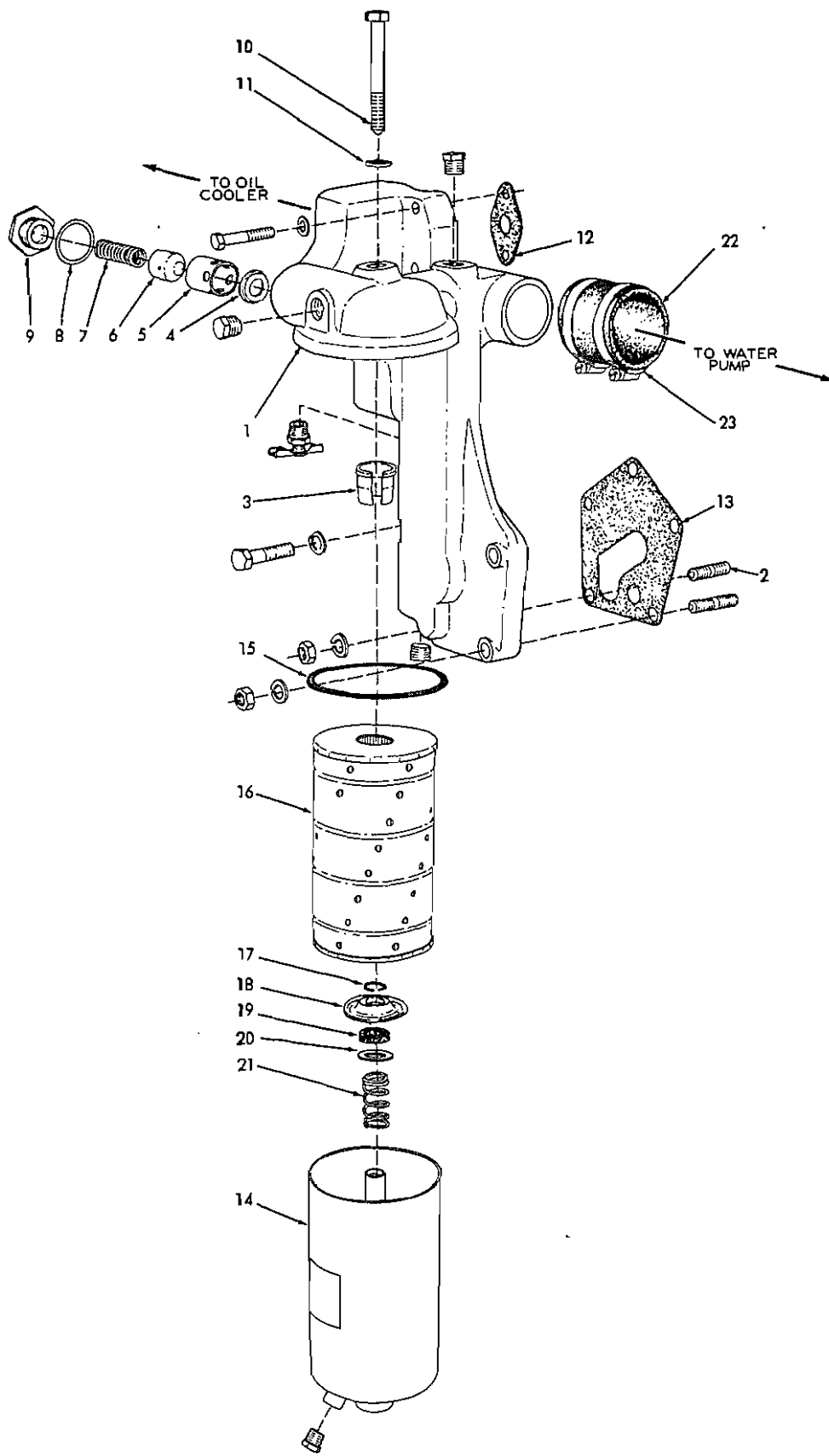
Also see PACKAGED PARTS

(Continued)

OIL FILTER (Continued)

ITEM	PART NO.	*	**	DESCRIPTION
23	74348464	1	-	LINE, cooler to filter
	70918327	2	-	RING, Sealastic, 7/8" tube (Includes ferrule)
	70917741	1	-	NUT, Sealastic, male, 7/8" tube
	70918326	1	-	NUT, Sealastic, female, 7/8" tube
24	74348279	2	-	FLANGE, oil cooler
	70910211	4	-	CAPSCREW, 3/8"NC x 1-1/8"
	70904206	4	-	LOCKWASHER, 3/8"
25	74253106	2	-	<input type="checkbox"/> O-RING, oil cooler flange
26	74349633	-	1	ADAPTER, hose connecting, short
27	74348977	-	1	ADAPTER, hose connecting, long
28	74348960	-	1	HOSE ASSEMBLY, cooler to filter (See HOSE PARTS)
	70910211	-	2	CAPSCREW, 3/8"NC x 1-1/8"
	70904206	-	2	LOCKWASHER, 3/8"
29	74348961	-	1	HOSE ASSEMBLY, filter to cooler (See HOSE PARTS)
	70910211	-	2	CAPSCREW, 3/8"NC x 1-1/8"
	70904206	-	2	LOCKWASHER, 3/8"
30	74335577	-	2	GASKET

Also see PACKAGED PARTS



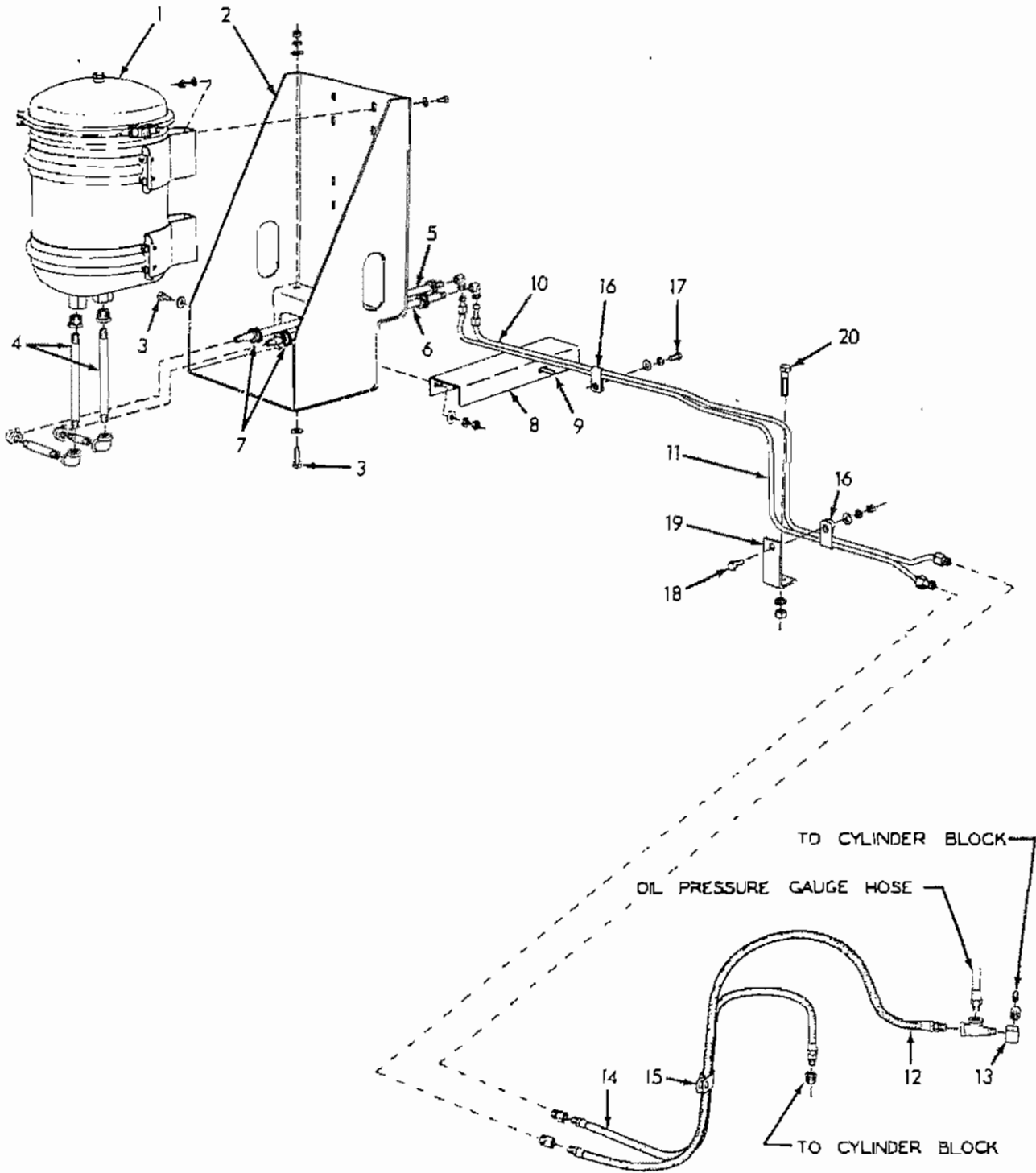
OIL FILTER

T-24183

OIL FILTER

USAGE: Loader S/N 13322 and up

ITEM	PART NO.	QTY.	DESCRIPTION
1	74349969	1	HEAD ASSY. (Includes items 3 thru 9)
	70920416	2	PLUG, pipe, hex-hd., 1/2"NPT
	70904223	1	PLUG, pipe, ctsk-hd., 1/2"NPT
	70910948	2	CAPSCREW, 3/8"NC x 2"
	70904206	2	LOCKWASHER, 3/8"
	70916314	2	CAPSCREW, 1/2"NC x 2"
	70904208	2	LOCKWASHER, 1/2"
	70912415	1	COCK, drain, T-handle, 1/4"NPT
2	74348314	1	STUD, filter head to block (1-7/8" long)
	74336799	1	STUD, filter head to block (2-3/8" long)
	70904208	2	LOCKWASHER, 1/2"
	70910195	2	NUT, 1/2"NF
3	74379263	1	GUIDE, cartridge
4	74373614	1	SEAT, by-pass valve
5	74373612	1	SLEEVE, by-pass valve piston
6	74373613	1	PISTON, by-pass valve
7	74335666	1	SPRING, by-pass valve
8	74253751	1	GASKET, by-pass valve cap
9	74349957	1	CAP, by-pass valve
10	74349962	1	CAPSCREW, body retaining
11	74376749	1	WASHER, sealing, body retaining capscREW
12	74348185	1	□GASKET, filter head to block, upper
13	74349956	1	□GASKET, filter head to block, lower
14	74349977	1	BODY, oil filter
	70918951	1	PLUG, pipe, hex-hd., 3/8"NPT
15	74372325	1	GASKET, body to head
16	74349986	1	CARTRIDGE ASSY. (Includes item 15)
17	74379269	1	RING, snap, adaptor and spring retaining
18	74055971	1	ADAPTOR, cartridge centering, lower
19	74053409	1	SEAL, cartridge adaptor
20	74053410	1	WASHER, cartridge adaptor seal
21	74379268	1	SPRING, cartridge retaining
22	74336794	1	HOSE, water pump to filter head
23	70925758	2	CLAMP, hose



HEAVY-DUTY OIL FILTER (First Type)

T-17415

HEAVY-DUTY OIL FILTER

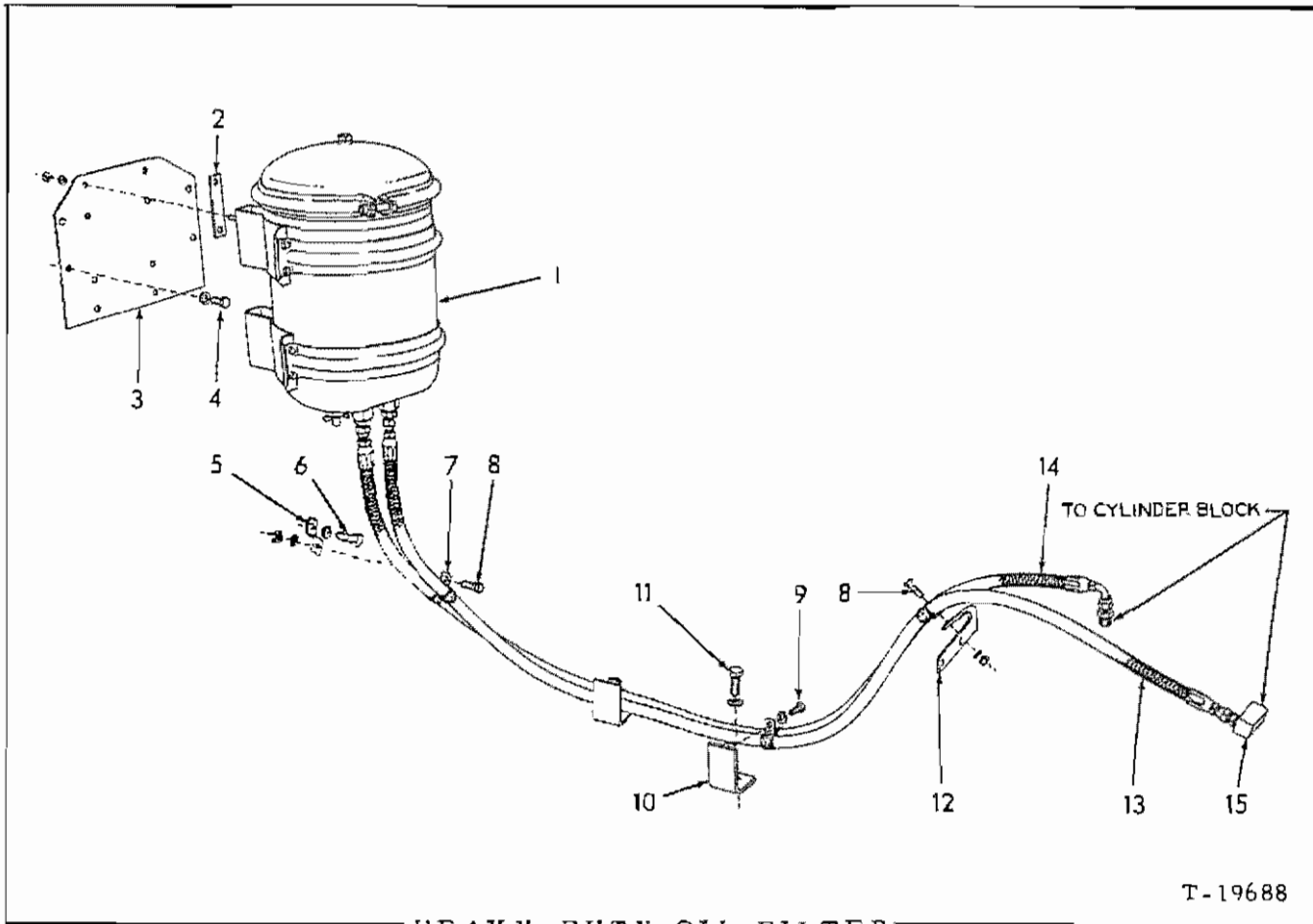
USAGE: Special Equipment. Supplements standard oil filter. Loaders prior to S/N 9157.

ITEM	PART NO.	QTY.	DESCRIPTION
1	70082442	1	FILTER ASSEMBLY (See page 72 for parts)
	70910167	8	CAPSCREW, 5/16"NF x 3/4"
	70092265	8	WASHER, plain
	70904205	8	LOCKWASHER, 5/16"
	70913636	8	NUT, 5/16"NF
2	70088690	1	BRACKET, filter mounting
3	70203188	4	CAPSCREW, 3/8"NF x 1-1/2"
	70044973	8	WASHER, plain
	70904206	4	LOCKWASHER, 3/8"
	70911041	4	NUT, 3/8"NF
4	70088998	2	PIPE, filter tube connecting (6-3/8" long)
	70901839	2	BUSHING, pipe reducing, 1/2"NPT to 1/4"NPT
	70901677	2	ELBOW, pipe, 90°, 1/4"NPT
5	70089000	1	PIPE, filter tube connecting (20-1/8" long)
	70901677	1	ELBOW, pipe, 90°, 1/4"NPT
	70901483	1	NIPPLE, pipe, 1/4"NPT x 3-1/2"
6	70088999	1	PIPE, filter tube connecting (17-1/4" long)
	70901677	1	ELBOW, pipe, 90°, 1/4" NPT
	70901480	1	NIPPLE, pipe, 1/4"NPT x 2"
7	70064589	4	GROMMET, pipe protecting
8	70088987	1	GUARD, pipe protecting
9	70036039	1	CAPSCREW, 3/8"NF x 1-3/8"
	70904206	1	LOCKWASHER, 3/8"
	70044973	1	WASHER, plain
10	70088919	1	TUBE, oil supply, rear section
	70918325	2	NUT, Sealastic, 3/8" tube
	70915367	2	RING, Sealastic, 3/8" tube (Includes ferrule)
	70915761	1	ELBOW, Sealastic, 90°, 3/8" tube, 1/4"NPT female
	70915760	1	CONNECTOR, Sealastic, 3/8"tube, 1/4"NPT female
11	70088920	1	TUBE, oil return, rear section
	70918325	2	NUT, Sealastic, 3/8" tube
	70915367	2	RING, Sealastic, 3/8" tube (Includes ferrule)
	70915761	1	ELBOW, Sealastic, 90°, 3/8" tube, 1/4"NPT female
	70915760	1	CONNECTOR, Sealastic, 3/8" tube, 1/4"NPT female
12	70089609	1	HOSE, oil return line (40" long)
	70913938	1	TEE, service, 1/4"NPT
13	70047852	1	ELBOW, oil return line (1/8"NPT male, 1/4"NPT female)
	70901763	1	COUPLING, pipe, 1/8"NPT
	70901467	1	NIPPLE, pipe, 1/8"NPT x 3/4"
14	70090021	1	HOSE, oil supply line (30" long)
	70901826	1	BUSHING, pipe reducing, 3/8"NPT to 1/4" long
15	70060660	1	CLIP, hose supporting

(Continued)

HEAVY-DUTY OIL FILTER (Continued)

ITEM	PART NUMBER	QTY.	DESCRIPTION
16	70040811	2	CLIP, tube supporting
17	70036032	1	CAPSCREW, 3/8"NF x 3/4"
18	70035167	1	CAPSCREW, 3/8"NF x 7/8"
	70904206	2	LOCKWASHER, 3/8"
	70911041	1	NUT, 3/8"NF
19	70089611	1	ANGLE, clip supporting
20	70035073	1	CAPSCREW, 1/2"NF x 1-3/4" (Used prior to tractor #8742)
	70070469	1	CAPSCREW, 1/2"NF x 1-1/4" (Effective with tractor #8742)
	70904208	1	LOCKWASHER, 1/2"
	70911043	1	NUT, 1/2"NF (Used prior to tractor #8742)



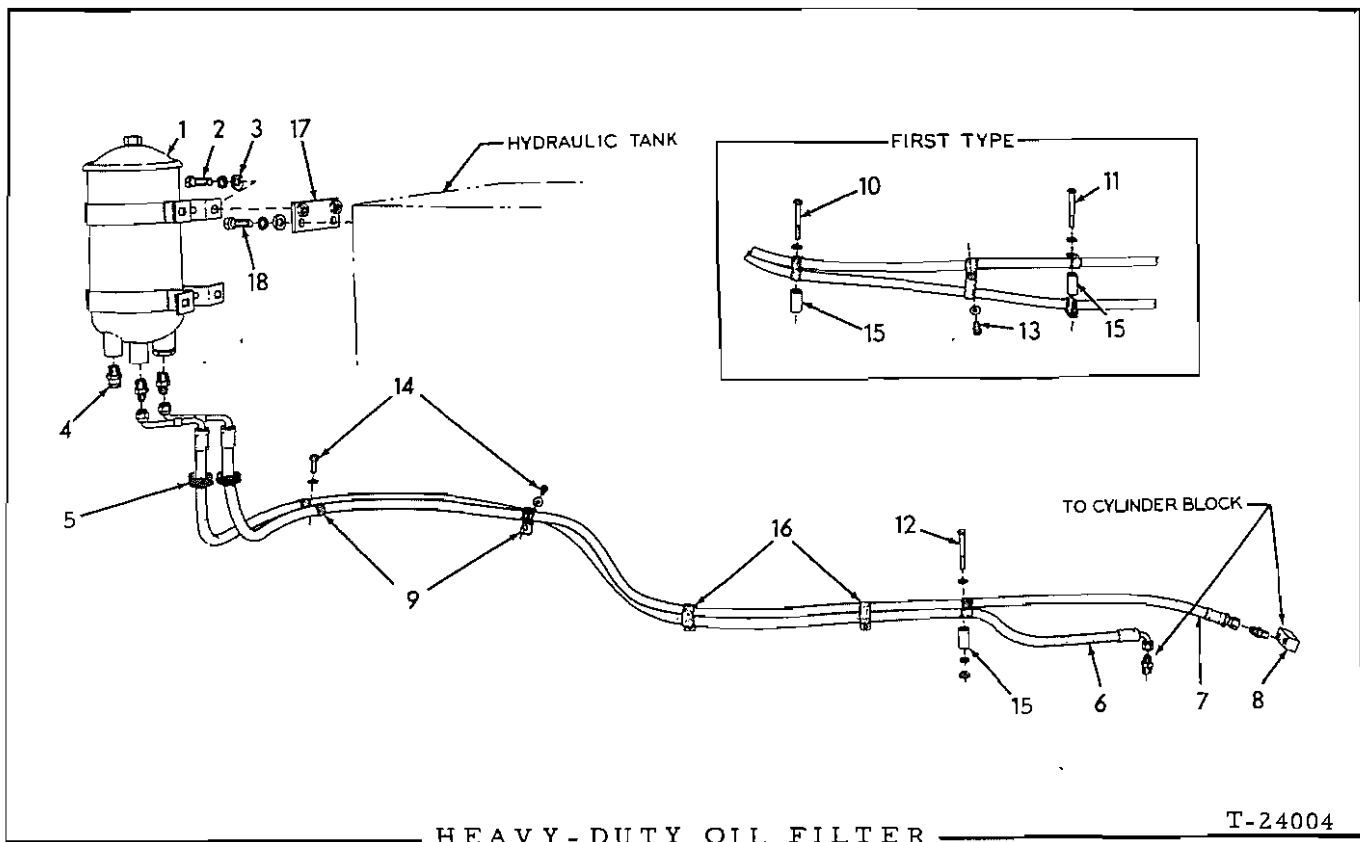
HEAVY-DUTY OIL FILTER

T-19688

HEAVY-DUTY OIL FILTER

USAGE: Special Equipment. Supplements standard oil filter. Loaders S/N 9157 thru 11093.

ITEM	PART NO.	QTY.	DESCRIPTION
1	70082442	1	FILTER ASSEMBLY (See page 72 for parts)
	70910167	8	CAPSCREW, 5/16"NF x 3/4"
	70904205	8	LOCKWASHER, 5/16"
	70913636	8	NUT, 5/16"NF
2	70095381	1	SPACER, shovel control bracket
3	70094453	1	PLATE, filter mounting
4	70035167	2	CAPSCREW, 3/8"NF x 7/8"
	70904206	2	LOCKWASHER, 3/8"
5	70094692	1	BRACKET, hose supporting
6	70035061	1	CAPSCREW, 1/2"NC x 1-1/4"
	70904208	1	LOCKWASHER, 1/2"
7	70094422	8	CLIP, hose supporting
8	70035167	2	CAPSCREW, 3/8"NF x 7/8"
9	70036034	2	CAPSCREW, 3/8"NF x 1"
	70904206	4	LOCKWASHER, 3/8"
	70911041	2	NUT, 3/8"NF
10	70087287	2	BRACKET, hose supporting
11	70070469	2	CAPSCREW, 1/2"NF x 1-1/4"
	70904208	2	LOCKWASHER, 1/2"
12	70094439	1	BRACKET, hose supporting
13	70094440	1	HOSE ASSEMBLY, oil supply (See HOSE PARTS)
	70919127	1	CONNECTOR, flare type, 3/8" tube, 1/2"NPT male
	70919172	1	CONNECTOR, flare type, 3/8" tube, 3/8"NPT male
14	70094464	1	HOSE ASSEMBLY, oil return (See HOSE PARTS)
	70919127	1	CONNECTOR, flare type, 3/8" tube, 1/2"NPT male
	70919062	1	CONNECTOR, flare type, 3/8" tube, 1/4"NPT male
15	70094437	1	ELBOW, oil supply line



HEAVY-DUTY OIL FILTER

USAGE Special equipment. Supplements standard oil filter. Loader S/N 11094 and up.

* Tractors prior to serial No. 15791
 ** Tractors serial No. 15791 and up

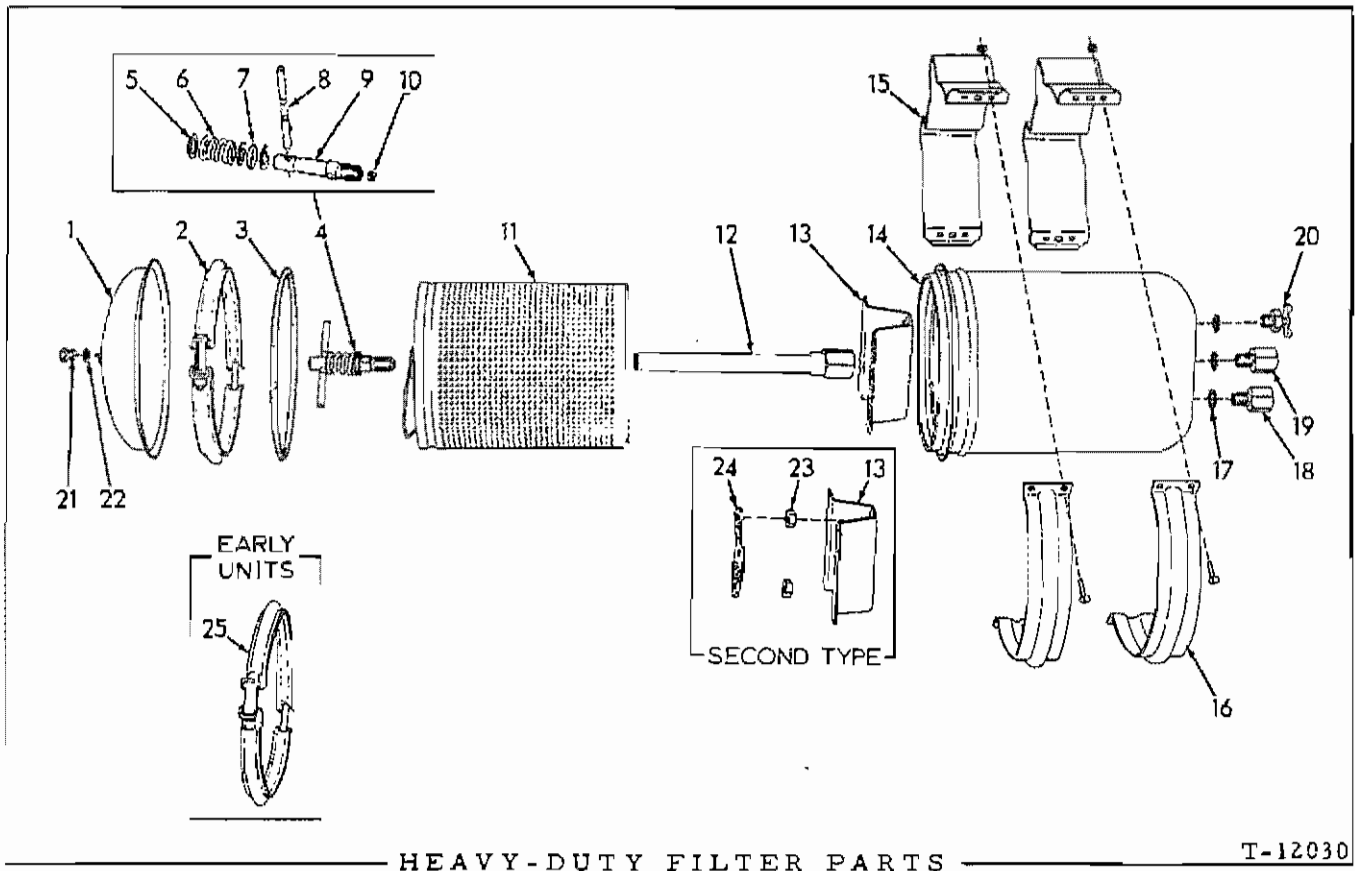
ITEM	PART NO.	QTY.		DESCRIPTION
		#	**	
1	70098363	1	1	FILTER ASSEMBLY ("Walker". See page 74 for parts)(Used prior to November 1965) (Order 70654674)
	70654674	-	1	FILTER ASSEMBLY ("Briggs". See page 75 for parts)(Effective November 1965)
2	70070469	4	4	CAPSCREW, 1/2"NF x 1-1/4" (Early units)
	70035061	-	4	CAPSCREW, 1/2"NC x 1-1/4" (Late units)
3	70904208	4	4	LOCKWASHER, 1/2"
	70064531	4	4	WASHER, plain
4	70633519	1	1	COCK, drain, 3/8"NPT
5	70098372	2	2	GROMMET, hose protecting
6	70646988	1	1	HOSE, oil return (See HOSE PARTS)
	70919172	2	2	CONNECTOR, flare type, 3/8" tube, 3/8"NPT male
7	70646743	1	1	HOSE, oil supply (See HOSE PARTS)
	70919062	1	1	CONNECTOR, flare type, 3/8" tube, 1/4"NPT male
	70919172	1	1	CONNECTOR, flare type, 3/8" tube, 3/8"NPT male
8	70094437	1	1	ELBOW, oil supply line

(Continued)

HEAVY-DUTY OIL FILTER (Continued)

ITEM	PART NO.	QTY.		DESCRIPTION
		#	**	
9	70094422	10	6	CLIP, hose supporting (5/8" diam., 13/32" bolt-hole)(Used prior to tractor #18194)
	70621304	-	6	CLIP, hose supporting (3/4" diam., 17/32" bolt-hole)(Effective with tractor #18194)
10	70914339	1	-	CAPSCREW, 3/8"NF x 2-3/4"
11	70045174	1	-	CAPSCREW, 3/8"NF x 2-1/2"
12	70099575	-	1	CAPSCREW, 3/8"NF x 2-1/4"
13	70012992	1	-	CAPSCREW, 3/8"NF x 1-1/4"
14	70036034	2	2	CAPSCREW, 3/8"NF x 1" (Early units)
	70035439	-	2	CAPSCREW, 3/8"NC x 1" (Late units)
	70911115	5	3	WASHER, plain, SAE std., 3/8"
	70904206	-	1	LOCKWASHER, 3/8"
	70911041	-	1	NUT, 3/8"NF
15	70094597	2	1	SPACER, hose supporting clips
16	70631007	-	2	CLIP, hose supporting (For two 5/8" diam., hoses, 13/32" bolt-hole)
17	70656810	-	2	PLATE, mounting (Used only on units with TR-6 RIPPER to clear hydraulic lines)
18	70035061	-	4	CAPSCREW, 1/2"NC x 1-1/4"
	70904208	-	4	LOCKWASHER, 1/2"
	70064531	-	4	WASHER, plain

NOTE: See PAINTING AND MARKING for decal applied to filter



HEAVY-DUTY FILTER PARTS

T-12030

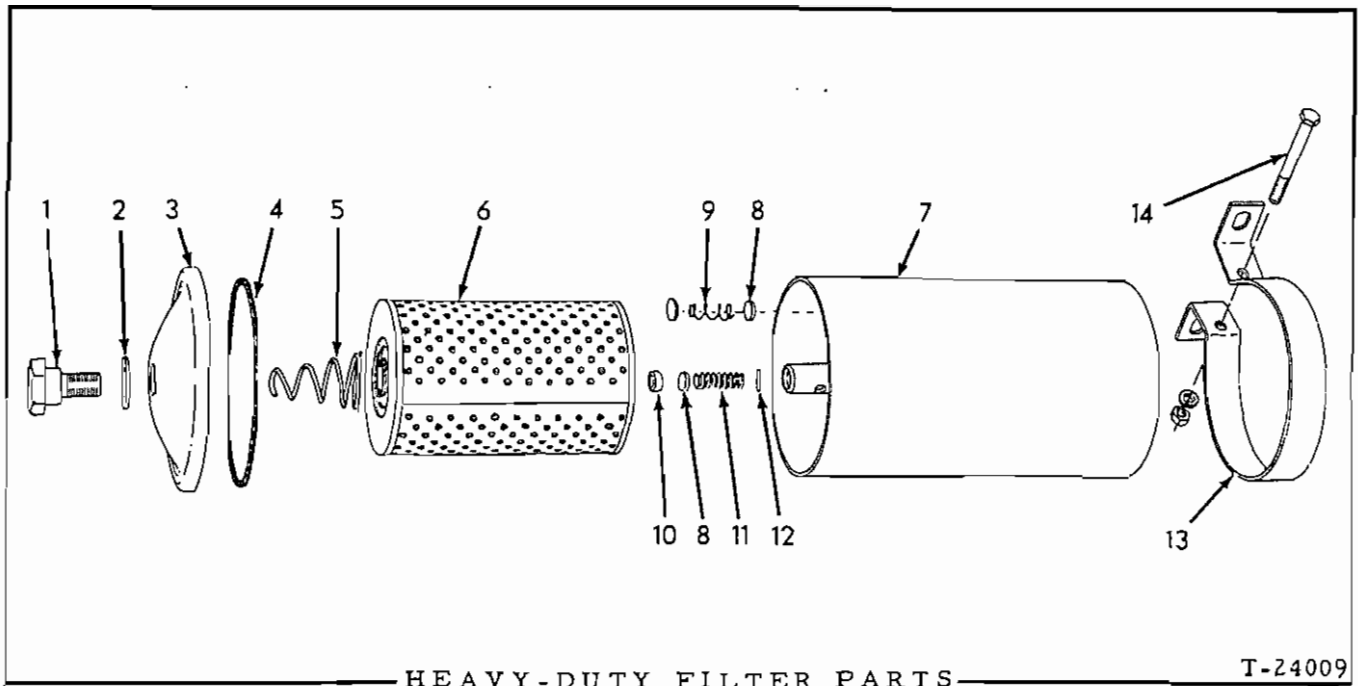
* 082441 FILTER ASSEMBLY, fuel (See pages 77 and 79)
 ** 082442 FILTER ASSEMBLY, oil (See pages 67 and 69)

ITEM	PART NO.	QTY.		DESCRIPTION
		*	**	
1	70082505	1	1	COVER
2	70630540	1	1	RING ASSEMBLY, cover retaining (Includes nut and bolt)
3	70082449	1	1	GASKET, cover
4	70082492	1	-	HOLD-DOWN ASSEMBLY, filter element (Includes items 5 thru 9)
	70082493	-	1	HOLD-DOWN ASSEMBLY, filter element (Includes items 5 thru 10)
5	70082489	3	3	WASHER, element hold-down
6	70082490	1	1	SPRING, element hold-down
7	70082487	1	1	SEAL, element hold-down
8	70082488	1	1	HANDLE, element hold-down
9	-----	1	1	STUD, element hold-down (Not serviced separately)
10	70082491	-	1	PLUG, orifice, element hold-down
11	70091540	1	1	ELEMENT, filtering (Original equipment)
	74059373	1	1	ELEMENT, filtering (Optional)

(Continued)

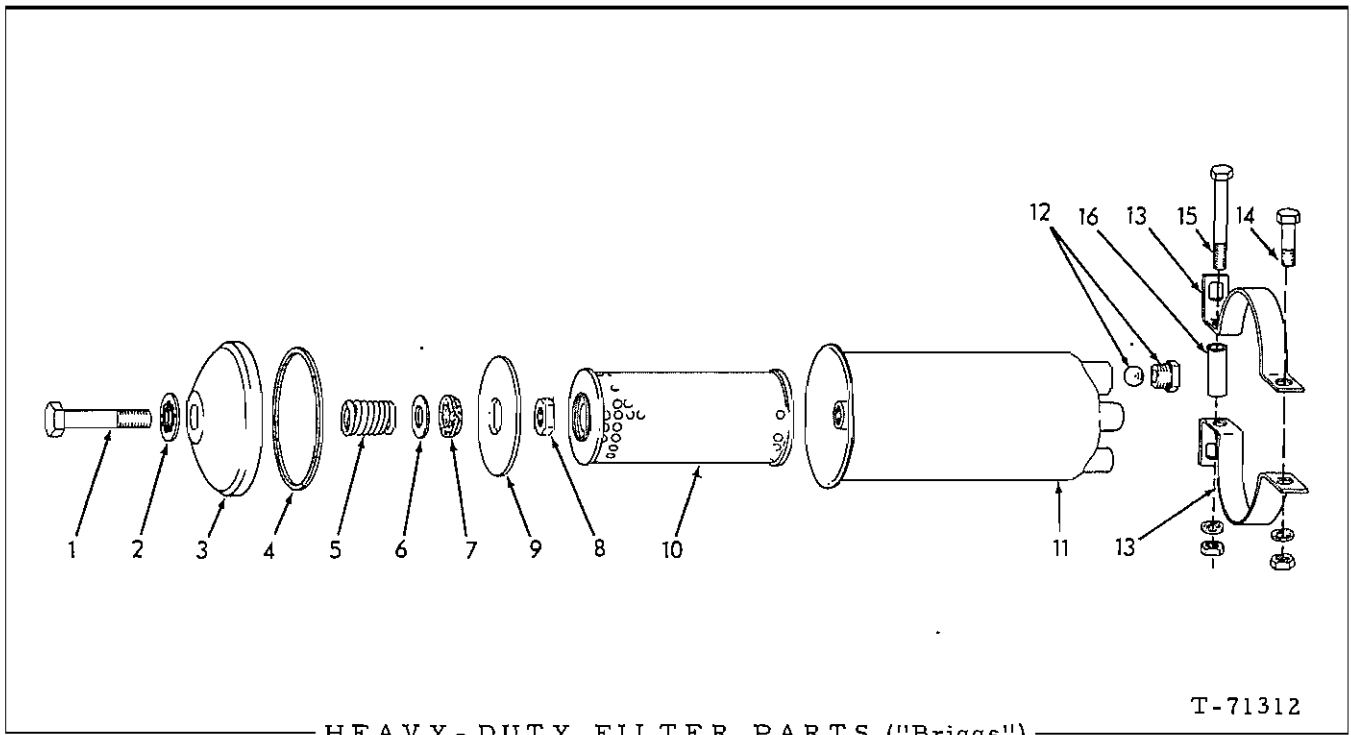
HEAVY-DUTY FILTER PARTS (Continued)

ITEM	PART NO.	QTY.		DESCRIPTION
		#	**	
12	70076668	1	1	TUBE ASSEMBLY, outlet (Includes nut)
13	70082967	1	1	SUPPORT, filter element (Used prior to January 1958)
	70096816	1	1	SUPPORT, filter element (Effective January 1958)
14	-----	1	1	HOUSING (Not serviced separately)
15	70082444	2	2	BRACKET, mounting
16	70082443	2	2	BAND, mounting bracket
	70900576	8	8	SCREW, machine, 1/4"NC x 3/4"
	70911024	8	8	NUT, 1/4"NC
17	70063891	3	3	GASKET
18	70063890	-	1	VALVE ASSEMBLY, inlet check (Includes 1 spring, 1 ring and 1 cup. Serviced only as a unit)
	70063889	1	-	BOLT, hollow
19	70080758	-	1	VALVE ASSEMBLY, outlet check (Includes 1 spring, 1 ring and 1 cup. Serviced only as a unit)
	70063889	1	-	BOLT, hollow
20	70094167	1	1	COCK, drain
21	70084897	1	1	PLUG, venting
22	70084899	1	1	WASHER, venting plug
23	70911049	2	2	NUT, jam, 5/8"NF (Effective January 1958)
24	70096815	1	1	RETAINER, element support nut (Effective January 1958)
25	70098038	1	1	BOLT ASSEMBLY, cover retaining ring (Includes nuts)(Early units only)



* 098363 FILTER ASSEMBLY, oil (See page 70)
 ** 098364 FILTER ASSEMBLY, fuel (See page 80)

ITEM	PART NO.	QTY.		DESCRIPTION	
		*	**		
1	70098433	1	1	BOLT, cover	
2	70098435	1	1	GASKET, cover bolt	
3	70098436	1	1	COVER	
4	70098437	1	1	GASKET, cover	
5	70098438	1	1	SPRING, element hold-down	
6	70098441	1	1	ELEMENT KIT (Includes item 4)	
7	70098440	1	-	SHELL ASSEMBLY (Includes items 8 thru 12)	
	70910002	1	-		PLUG, expansion, 3/4" diam.
	70098439	-	1	SHELL	
8	70098444	2	-	VALVE, check, inlet and outlet	
9	70098446	1	-	SPRING, inlet check valve	
10	70099746	1	-	SLEEVE, outlet check valve	
11	70098443	1	-	SPRING, outlet check valve	
12	70098445	1	-	PIN, retaining, outlet valve spring	
13	70098434	2	2	BRACKET, mounting	
14	70042265	2	2	CAPSCREW, 3/8"NF x 3-1/4"	
	70904206	2	2		LOCKWASHER, 3/8"
	70911041	2	2		NUT, 3/8"NF

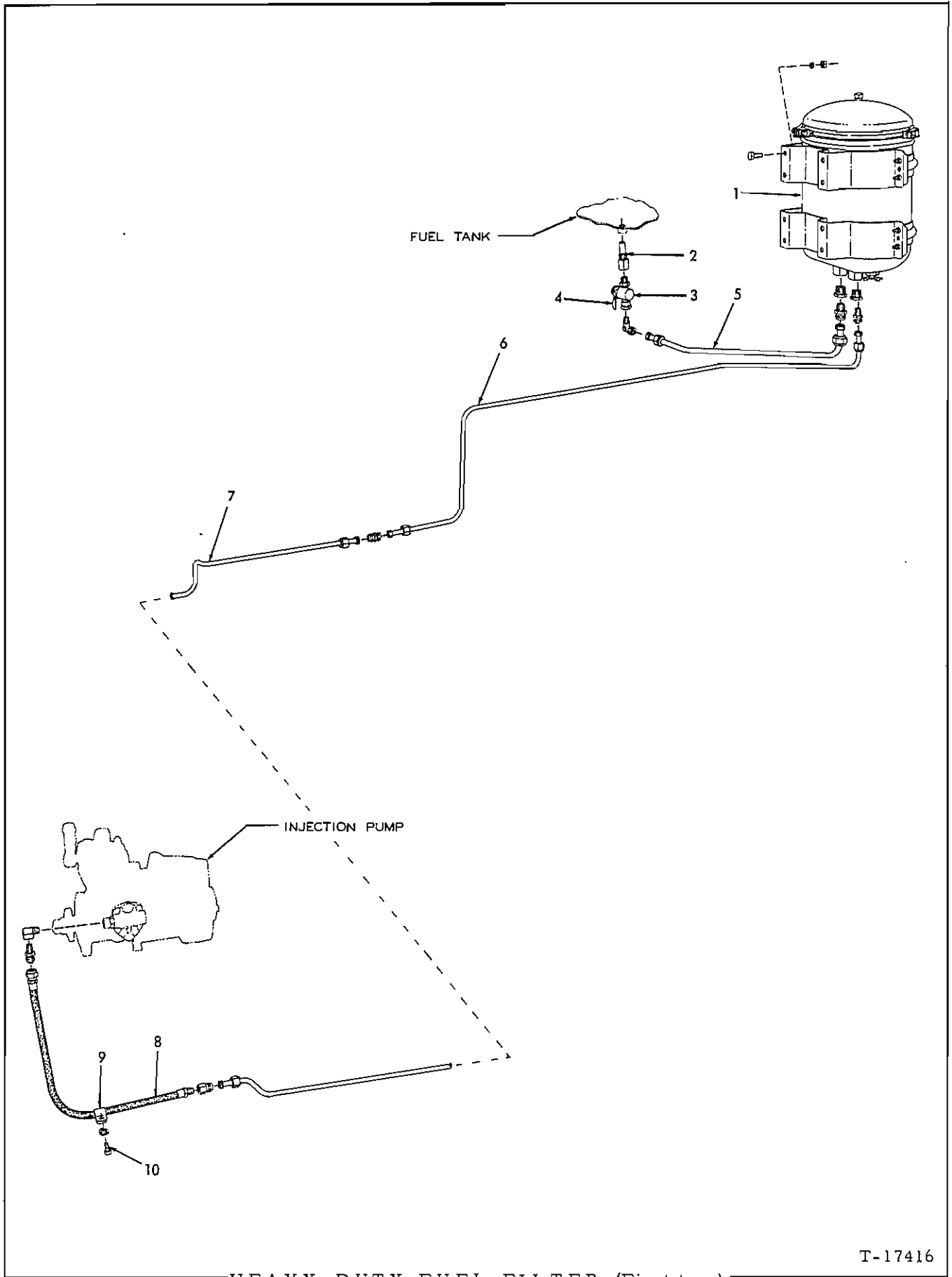


T-71312

HEAVY-DUTY FILTER PARTS ("Briggs")

*70654674 FILTER ASSEMBLY, oil (See page 70)
 **70654673 FILTER ASSEMBLY, fuel (See page 82)

ITEM	PART NO.	QTY.	DESCRIPTION
		* **	
1	70647680	1 -	VALVE ASSY., by-pass (Includes ball, spring and retainer) (Serviced only as a unit)
	70647432	- 1	CAPSCREW, cover retaining
2	70656431	1 1	WASHER, cover retaining capscrew
3	70647446	1 1	COVER, tank
4	70647448	1 1	GASKET, tank cover
5	70647439	1 1	SPRING, element retaining
6	70647449	1 1	WASHER, element retaining spring (steel)
7	70647450	1 1	WASHER, sealing, cover retaining capscrew (cork)
8	70647455	1 1	NUT
9	70647453	1 1	PLATE, element retaining
10	70667422	1 1	ELEMENT KIT (Includes items 2 and 4)
11	70654720	1 -	TANK
	70654719	- 1	TANK
12	70654721	1 -	BUSHING, oil inlet
	70905366	1 -	BALL, steel, 11/16" diam. (check valve)
13	70647554	4 4	STRAP, mounting
14	70013059	2 2	CAPSCREW, 3/8"NC x 2"
15	70041915	2 2	CAPSCREW, 3/8"NC x 3-1/2"
	70904206	4 4	LOCKWASHER, 3/8"
	70911026	4 4	NUT, 3/8"NC
16	70654717	2 2	PIPE, spacing, mounting strap



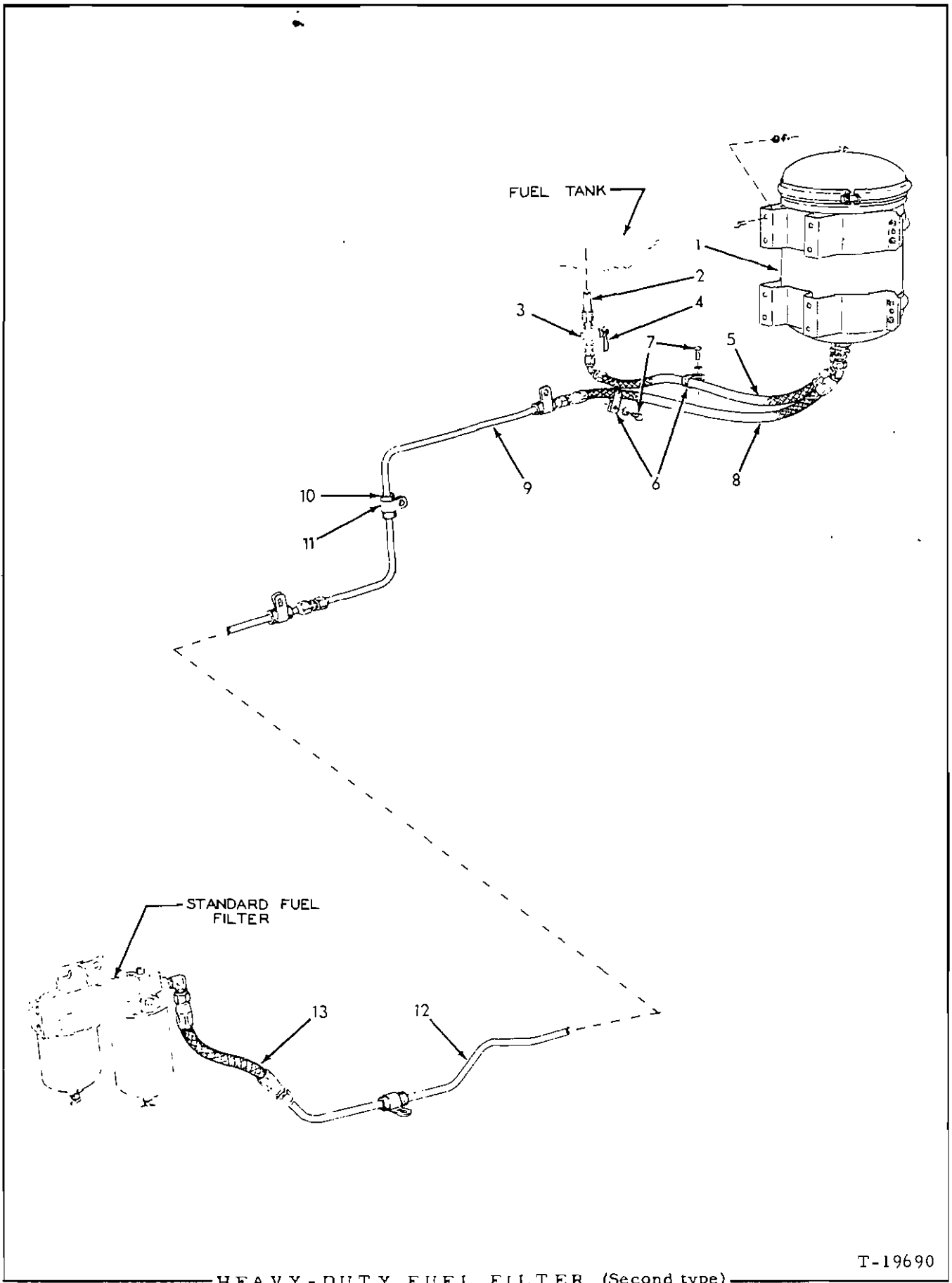
HEAVY-DUTY FUEL FILTER (First type)

T-17416

HEAVY-DUTY FUEL FILTER

USAGE: Special Equipment. Replaces standard first-stage fuel filter, Loaders prior to S/N 9157.

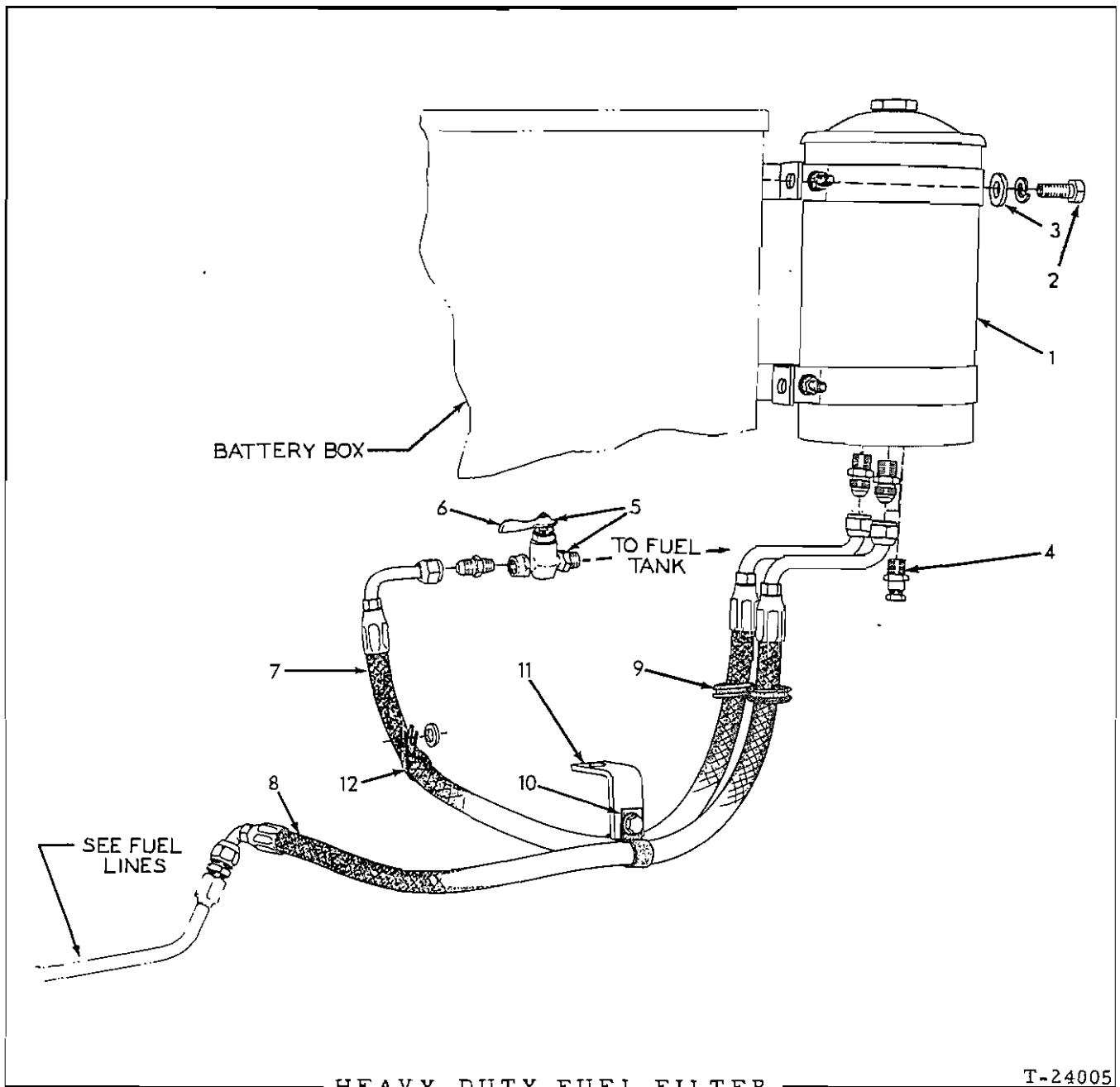
ITEM	PART NO.	QTY.	DESCRIPTION
1	70082441	1	FILTER ASSEMBLY, fuel (See page 72 for parts)
	70910167	8	CAPSCREW, 5/16"NF x 3/4"
	70904205	8	LOCKWASHER, 5/16"
	70913636	8	NUT, 5/16"NF
2	70061812	1	BUSHING, fuel tank
3	70092727	1	COCK, fuel shut-off (3/8"NPT male and female. Includes item 4)
	70915380	1	ELBOW, Sealastic, 1/2" tube, 3/8"NPT male
4	70082189	1	HANDLE, fuel shut-off cock
5	70088996	1	TUBE, tank to filter
	70918564	2	NUT, Sealastic, 1/2" tube
	70915377	2	RING, Sealastic, 1/2" tube (Includes ferrule)
	70915378	1	CONNECTOR, Sealastic, 1/2" tube, 3/8"NPT male
	70904271	1	BUSHING, pipe reducing, 1/2"NPT to 3/8"NPT
6	70088994	1	TUBE, filter to pump, rear section
	70918325	2	NUT, Sealastic, 3/8" tube
	70915367	2	RING, Sealastic, 3/8" tube (Includes ferrule)
	70915368	1	CONNECTOR, Sealastic, 3/8" tube, 1/4"NPT male
	70901839	1	BUSHING, pipe reducing, 1/2"NPT to 1/4"NPT
7	70088995	1	TUBE, filter to pump, front section
	70918325	2	NUT, Sealastic, 3/8" tube
	70915367	2	RING, Sealastic, 3/8" tube (Includes ferrule)
	70915386	1	UNION, Sealastic, 3/8" tube
	70915760	1	CONNECTOR, Sealastic, 3/8" tube, 1/4"NPT female
8	70089878	1	HOSE, fuel line
	70912324	1	CONNECTOR, flare type, 3/8" tube, 1/4"NPT male
	70914588	1	ELBOW, street, brass, 90°, 1/4"NPT
9	70091046	1	CLIP, hose supporting
10	70036034	1	CAPSCREW, 3/8"NF x 1"
	70904206	1	LOCKWASHER, 3/8"



HEAVY-DUTY FUEL FILTER

USAGE: Special Equipment. Supplements standard fuel filter. Loaders S/N 9157 thru 11092.

ITEM	PART NO.	QTY.	DESCRIPTION
1	70082441	1	FILTER ASSEMBLY (See page 72 for parts)
	70910167	8	CAPSCREW, 5/16"NF x 3/4"
	70904205	8	LOCKWASHER, 5/16"
	70913636	8	NUT, 5/16"NF
2	70061812	1	BUSHING, fuel tank
3	70092727	1	COCK, fuel shut-off (3/8"NPT male and female. Includes item 4)
4	70082189	1	HANDLE, fuel shut-off cock
5	70095324	1	HOSE ASSEMBLY, tank to filter (See HOSE PARTS)
	70919063	1	CONNECTOR, flare type, 1/2" tube, 3/8"NPT male
	70919128	1	CONNECTOR, flare type, 1/2" tube, 1/2"NPT male
6	70094467	2	CLIP, hose supporting
7	70035167	2	CAPSCREW, 3/8"NF x 7/8"
	70904206	2	LOCKWASHER, 3/8"
8	70083567	1	HOSE ASSEMBLY, filter to engine, rear (See HOSE PARTS)
	70919128	1	CONNECTOR, flare type, 1/2" tube, 1/2"NPT male
9	70094460	1	TUBE ASSEMBLY, filter to engine, rear (Includes nuts)
	70919066	1	UNION, flare type, 1/2" tube
10	70093752	6	BOOT
11	70097534	6	CLIP, tube supporting
12	70094449	1	TUBE ASSEMBLY, filter to engine, front (Includes nuts)
13	70095526	1	HOSE ASSEMBLY, filter to engine, front (See HOSE PARTS)
	70919206	1	ELBOW, 90°, flare type, 1/2" tube, 3/8"NPT male



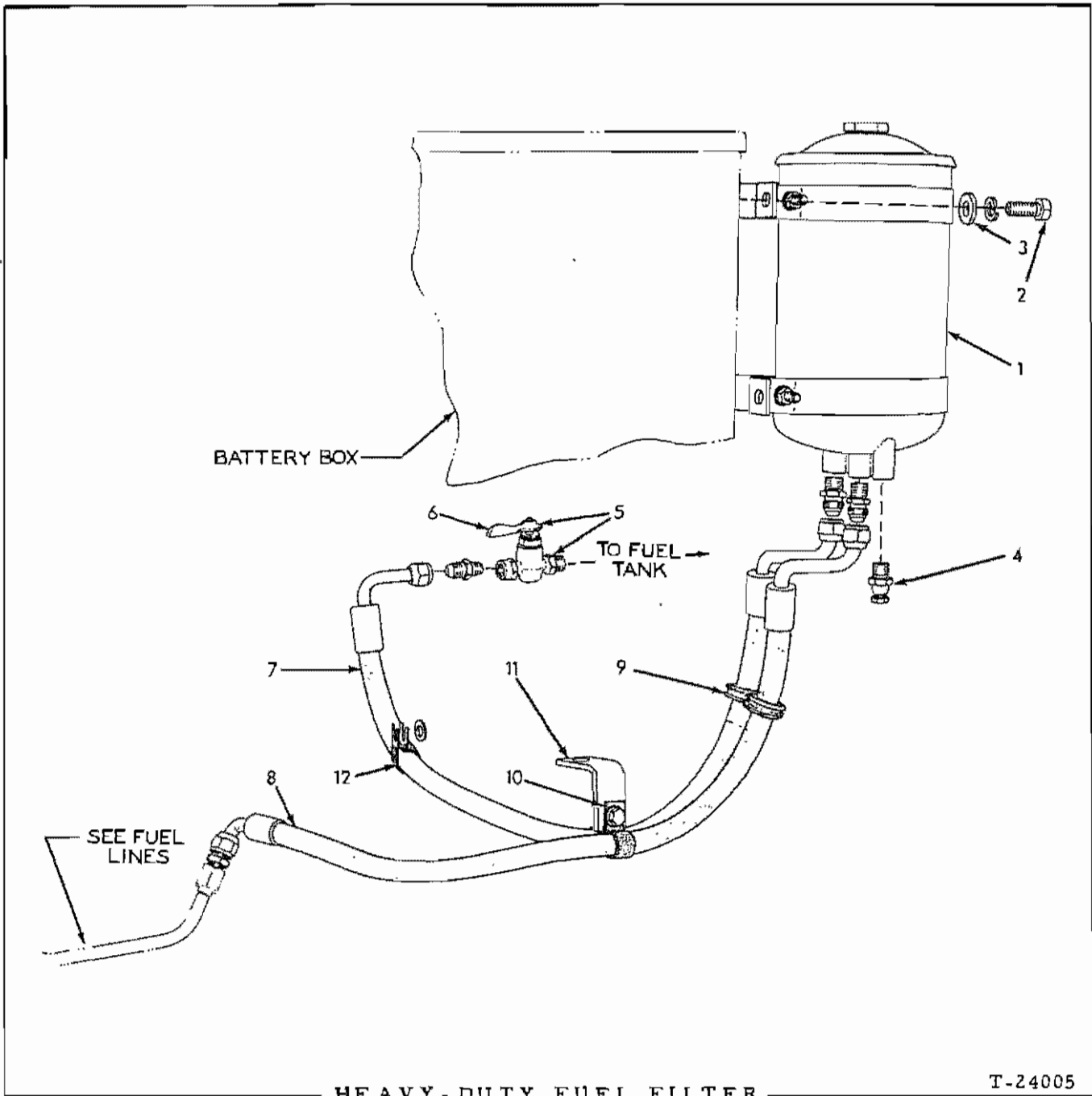
USAGE: Special Equipment. Supplements standard fuel filter. Loader S/N 11093 thru 13321.

ITEM	PART NO.	QTY.	DESCRIPTION
1	70098364	1	FILTER ASSEMBLY (See page 74 for parts)
2	70070469	4	CAPSCREW, 1/2"NF x 1-1/4"
	70904208	4	LOCKWASHER, 1/2"
3	70064531	4	WASHER, plain, SAE std., 1/2"
4	70633519	1	COCK, drain, 3/8"NPT
5	70092727	1	COCK, fuel shut-off (Includes item 6)
6	70082189	1	HANDLE, fuel shut-off cock

(Continued)

HEAVY-DUTY FUEL FILTER (Continued)

ITEM	PART NO.	QTY.	DESCRIPTION
7	70098365	1	HOSE ASSEMBLY, tank to filter (See HOSE PARTS)
	70919063	2	CONNECTOR, flare type, 1/2" tube, 3/8"NPT male
8	70098366	1	HOSE ASSEMBLY, filter to tube union (See HOSE PARTS)
	70919063	1	CONNECTOR, flare type, 1/2" tube, 3/8"NPT male
	70919066	1	UNION, flare type, 1/2" tube
9	70098372	2	GROMMET, hose protecting
10	70094467	2	CLIP, hose supporting (3/4" diam., 13/32" bolt-hole)
	70012992	1	CAPSCREW, 3/8"NF x 1-1/4"
	70911115	2	WASHER, plain, SAE std., 3/8"
	70904206	1	LOCKWASHER, 3/8"
	70911041	1	NUT, 3/8"NF
11	70098369	1	ANGLE, clip supporting
12	70620034	1	CLIP, hose supporting (3/4" diam., 13/32" bolt-slot)
	70911115	1	WASHER, plain, SAE std., 3/8"



HEAVY-DUTY FUEL FILTER

T-24005

USAGE: Special Equipment. Supplements standard fuel filter. Loader S/N 13322 and up.

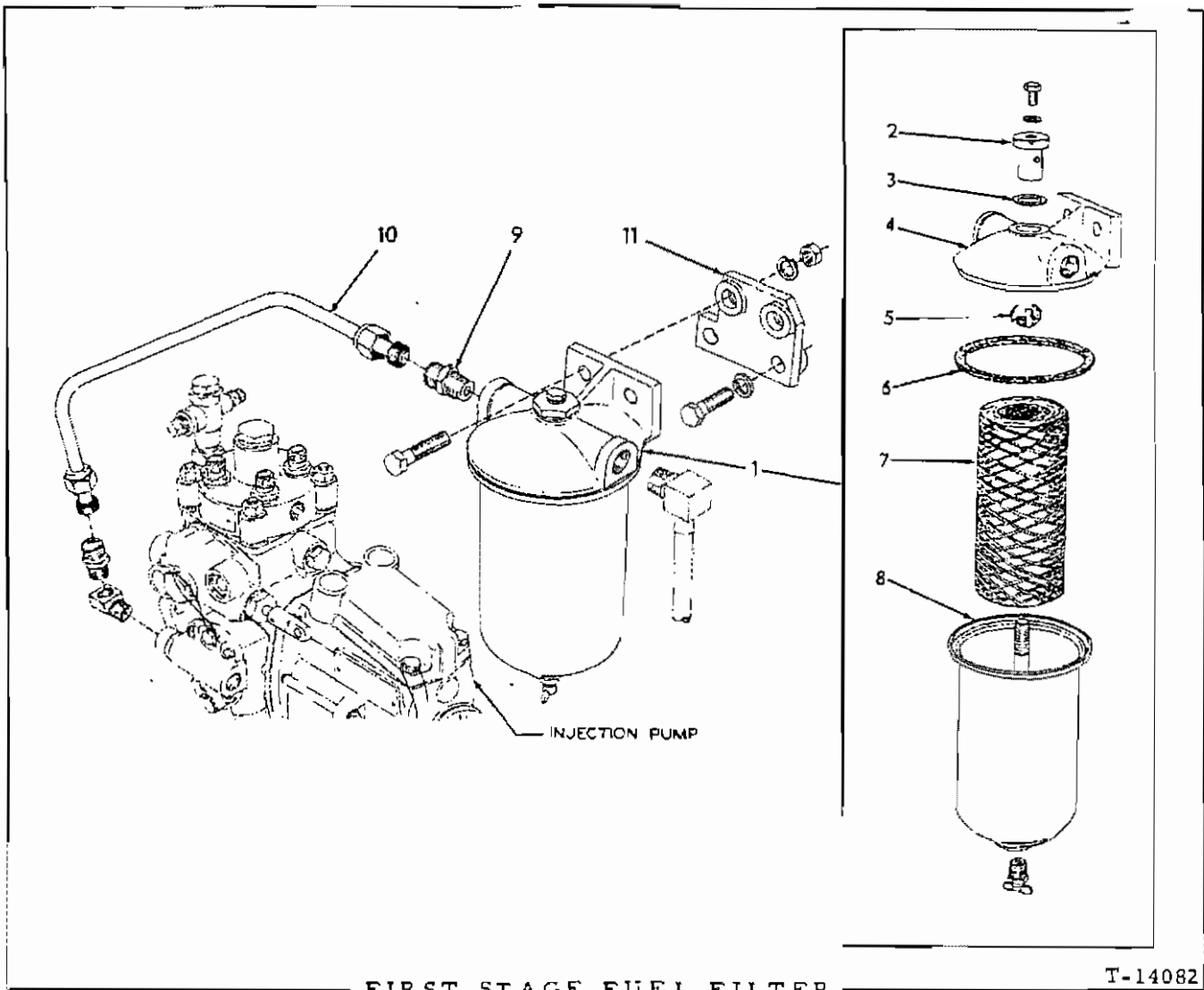
ITEM PART NO. QTY. DESCRIPTION

1	70098364	1	FILTER ASSEMBLY ("Walker". See page 74 for parts)(Used prior to November 1965)
	70654673	1	FILTER ASSEMBLY ("Briggs". See page 75 for parts)(Effective November 1965)
2	70070469	4	CAPSCREW, 1/2"NF x 1-1/4"(Early units)
	70035061	4	CAPSCREW, 1/2"NC x 1-1/4"(Late units)
3	70904208	4	LOCKWASHER, 1/2"
	70064531	4	WASHER, plain, SAE std., 1/2"
4	70633519	1	COCK, drain, 3/8"NPT

(Continued)

HEAVY-DUTY FUEL FILTER(Continued)

ITEM	PART NO.	QTY.	DESCRIPTION
5	70092727	1	COCK, fuel shut-off (Includes item 6)
6	70082189	1	HANDLE, fuel shut-off cock
7	70646904	1	HOSE, tank to filter (See HOSE PARTS)
	70919063	2	CONNECTOR, flare type, 1/2" tube, 3/8"NPT male
8	70646905	1	HOSE, filter to tube union (See HOSE PARTS)
	70919063	1	CONNECTOR, flare type, 1/2" tube, 3/8"NPT male
	70919066	1	UNION, flare type, 1/2" tube
9	70098372	2	GROMMET, hose protecting
10	70094467	2	CLIP, hose supporting (3/4" diam., 13/32" bolt hole)(Used prior to tractor #18194)
	70644713	2	CLIP, hose supporting (7/8" diam., 17/32" bolt-hole)(Effective with tractor #18194)
	70012992	1	CAPSCREW, 3/8"NF x 1-1/4"
	70911115	2	WASHER, plain, SAE std., 3/8"
	70904206	1	LOCKWASHER, 3/8"
	70911041	1	NUT, 3/8"NF
11	70098369	1	ANGLE, clip supporting
12	70620034	1	CLIP, hose supporting (3/4" diam., 13/32" bolt-slot)(Used prior to tractor #18194)
	70646906	1	CLIP, hose supporting (15/16" diam., 17/32" bolt-slot)(Effective with tractor #18194)
	70911115	1	WASHER, plain, SAE std., 3/8"



FIRST STAGE FUEL FILTER

T-14082

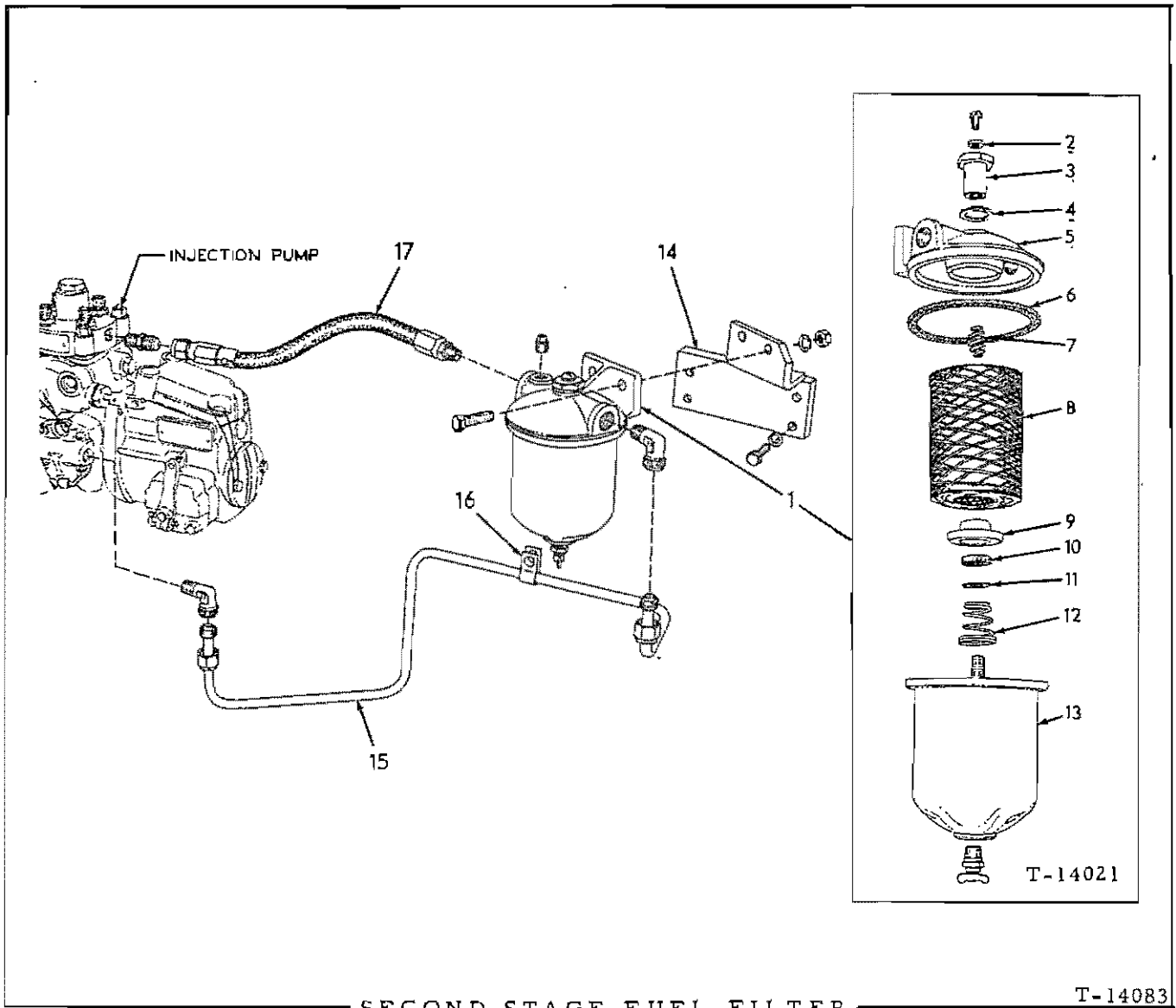
USAGE: Loaders prior to S/N 9157. Standard equipment. Not used on loaders equipped with HEAVY-DUTY FUEL FILTER.

ITEM	PART NO.	QTY.	DESCRIPTION
1	74347786	1	FILTER ASSEMBLY, fuel (Consists of items 2 thru 8)
	70903632	2	CAPSCREW, 3/8"NC x 1-1/2"
	70904206	2	LOCKWASHER, 3/8"
	70910324	2	NUT, 3/8"NC
2	74051483	1	NUT, shell retaining
	70919288	1	CAPSCREW, 1/4"NC x 3/8"
	70914686	1	WASHER, plain, copper, 1/4" I. D.
3	74051484	1	GASKET, shell retaining nut
4	74347790	1	HEAD, filter
5	74051485	1	GUIDE, element centering
6	74040013	1	GASKET, filter shell

(Continued)

FIRST STAGE FUEL FILTER (Continued)

ITEM	PART NO.	QTY.	DESCRIPTION
7	74055563	1	ELEMENT ASSEMBLY, filter (Includes item 6)
8	74347791	1	SHELL, filter
	70644417	1	COCK, drain, 1/4"NPT
9	74254097	1	CONNECTOR, fuel line (Sealastic, 3/8" tube, 3/8"NPT male)
10	74348514	1	LINE, filter to injection pump
	70918325	2	NUT, Sealastic, 3/8" tube (Includes swivel collar)
	70915367	2	RING, Sealastic, 3/8" tube (Includes ferrule)
	70915368	1	CONNECTOR, Sealastic, 3/8" tube, 1/4"NPT male
	70914588	1	ELBOW, street, brass, 90°, 1/4"NPT
11	74348506	1	BRACKET, mounting
	70910245	2	CAPSCREW, 3/8"NC x 1-3/8"
	70904206	2	LOCKWASHER, 3/8"



SECOND STAGE FUEL FILTER

T-14083

USAGE: Loaders prior to serial No. 9157.

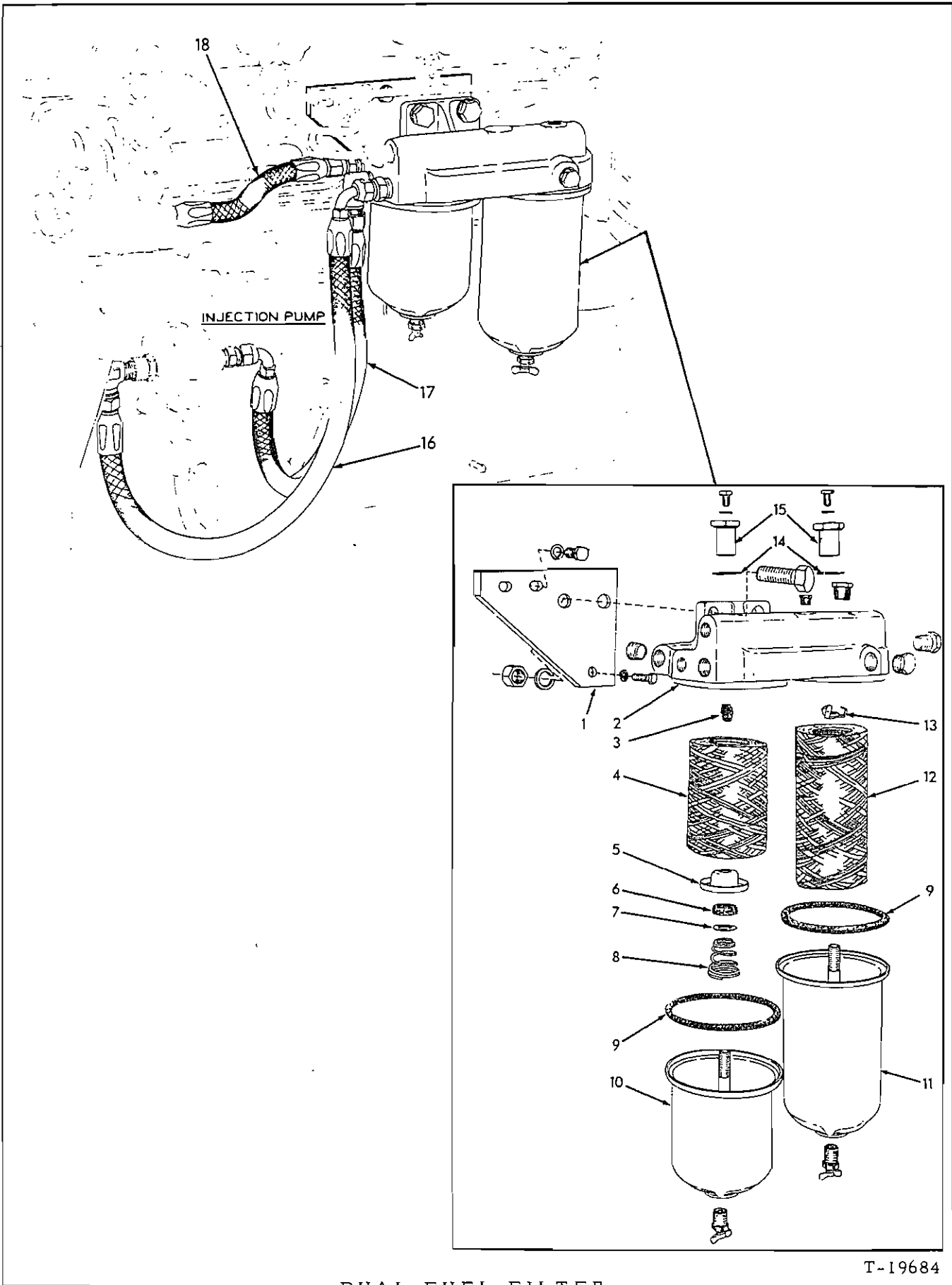
ITEM PART NO. QTY. DESCRIPTION

1	74349146	1	FILTER ASSEMBLY, fuel (Includes items 2 thru 13)
	70901652	1	PLUG, pipe, 1/4"NPT
	70903631	2	CAPSCREW, 3/8"NC x 1-1/4"
	70904206	2	LOCKWASHER, 3/8"
	70910324	2	NUT, 3/8"NC
2	70065577	1	GASKET, bleeding screw
3	74051483	1	NUT, shell retaining
	70915432	1	SCREW, machine, 1/4"NC x 5/16"
4	74051484	1	GASKET, shell retaining nut

(Continued)

SECOND STAGE FUEL FILTER (Continued)

ITEM	PART NO.	QTY.	DESCRIPTION
5	74347790	1	HEAD, filter (3/8"NPT connections)(Used prior to engine #89439)
	74349147	1	HEAD, filter (1/4"NPT connections)(Effective with engine #89439)
6	74040013	1	GASKET, shell
7	70639370	1	GUIDE, element centering
8	74056633	1	ELEMENT KIT (Includes items 6, 10 and 11)
9	74052173	1	PLATE, element seating
10	-----	1	GASKET, element seating plate (Furnished only as part of item 8)
11	-----	1	WASHER, seating plate gasket (Furnished only as part of item 8)
12	74052174	1	SPRING, element
13	70065582	1	SHELL, filter
	70644417	1	COCK, drain, T-handle, 1/4"NPT
14	74348832	1	BRACKET, filter mounting
	70905662	4	CAPSCREW, 5/16"NC x 1-1/8"
	70904205	4	LOCKWASHER, 5/16"
15	74348518	1	LINE, pump to filter
	70918325	2	NUT, Sealastic, 3/8" tube (Includes swivel collar)
	70915367	2	RING, Sealastic, 3/8" tube (Includes ferrule)
	70915369	2	ELBOW, Sealastic, 90°, 3/8" tube, 1/4"NPT male
	70901826	1	BUSHING, pipe reducing, 3/8"NPT to 1/4"NPT (Used prior to engine #89439)
16	70040796	1	CLIP, tube supporting
17	-----	1	HOSE, filter to pump (12-1/4" long)(Used prior to engine #89439)(Order HOSE 4504056)
	70918598	1	TEE, pipe reducing, 1/4"NPT side, 1/4"NPT and 3/8"NPT ends
	70901489	1	NIPPLE, pipe, 3/8"NPT x 1"
	74504056	1	HOSE, filter to pump (14" long)(Effective with engine #89439)
	70912324	1	CONNECTOR, flare type, 3/8" tube, 1/4"NPT male

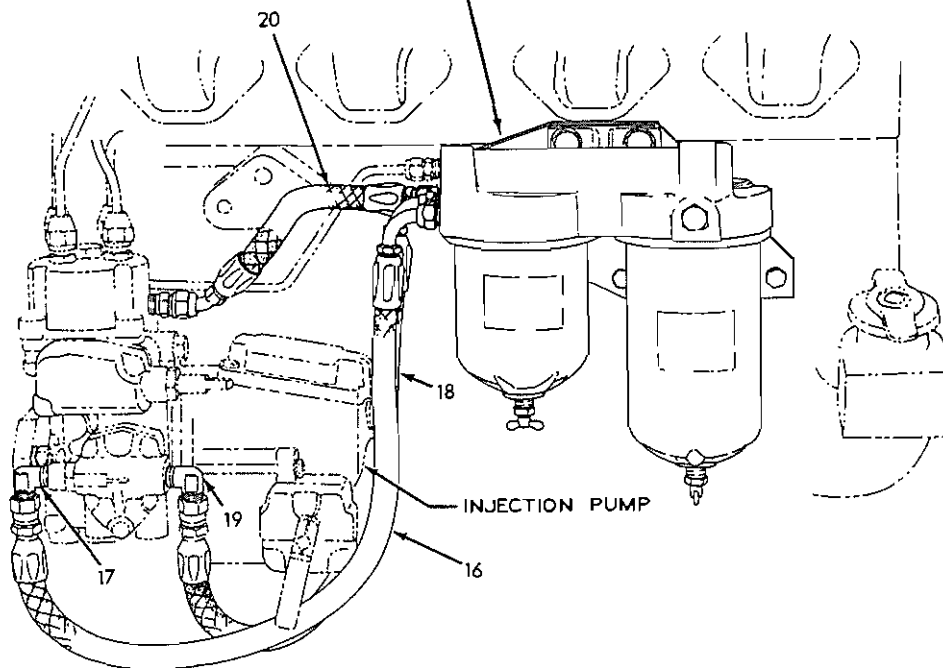
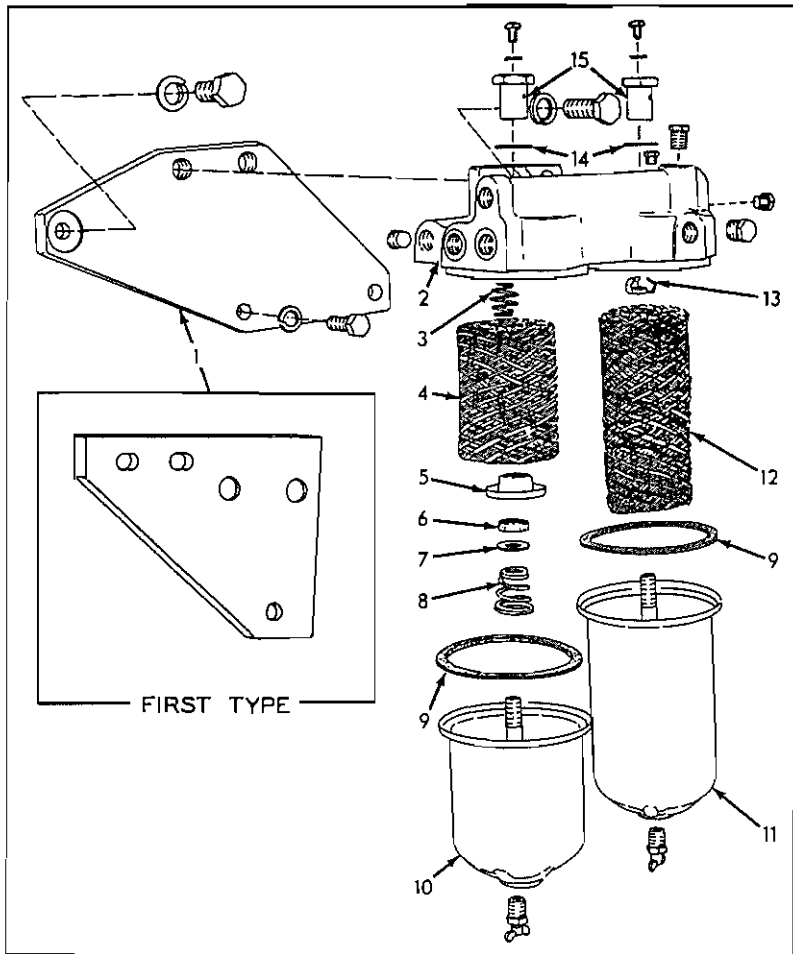


DUAL FUEL FILTER

DUAL FUEL FILTER

USAGE: Loader S/N 9157 thru 13321. Also see pages 80 and 82 for supplementing Heavy-duty fuel filter.

ITEM	PART NO.	QTY.	DESCRIPTION
1	74349641	1	BRACKET, filter mounting
	70915813	1	CAPSCREW, 5/16"NC x 7/8"
	70904205	1	LOCKWASHER, 5/16"
	70916269	1	CAPSCREW, 3/8"NC x 7/8"
	70904206	1	LOCKWASHER, 3/8"
2	{	-----	1 HEAD ASSEMBLY (Original equipment)(Order HEAD ASSY. 4389051, 1 BUSHING 901826 and 2 NUTS 4389113)
		74389051	1 HEAD ASSEMBLY (Includes plugs indented below)(Service replacement)
		70919134	2 PLUG, pipe, hex-hd., 1/8"NPT
		70919840	1 PLUG, pipe, hex-hd., 1/4"NPT
		70920333	2 PLUG, pipe, hex-hd., 3/8"NPT
		70918887	1 PLUG, pipe, hex-socket, 3/8"NPT
		70919230	2 CAPSCREW, 1/2"NC x 1-3/8"
		70904208	2 LOCKWASHER, 1/2"
		70910325	2 NUT, 1/2"NC
		3	70639370
4	74056633	1	ELEMENT KIT, second stage filter (Includes items 6, 7 and 9)
5	74052173	1	PLATE, element seating, second stage filter
6	-----	1	GASKET, element seating plate (Furnished only as part of item 4)
7	-----	1	WASHER, seating plate gasket (Furnished only as part of item 4)
8	74052174	1	SPRING, second stage filter
9	74040013	2	GASKET, filter shell
10	70065582	1	SHELL, second stage filter
	70912415	1	COCK, drain, 1/4"NPT
11	74354416	1	SHELL, first stage filter
	70912415	1	COCK, drain, 1/4"NPT
12	74055563	1	ELEMENT ASSEMBLY, first stage filter (Includes item 9)(Not used when Heavy-duty Filter is installed)
13	74051485	1	GUIDE, element centering, first stage filter
14	74051484	2	GASKET, shell retaining nut
15	74051483	2	NUT, shell retaining
	70906692	2	CAPSCREW, 1/4"NC x 3/8"
	70914686	2	WASHER, plain, copper, 1/4"I. D.
16	74335898	1	HOSE ASSEMBLY, first stage filter to transfer pump (See HOSE PARTS)
	70919172	1	CONNECTOR, flare type, 3/8" tube, 3/8"NPT male
	74337251	1	ELBOW, flare type, 90°, brass, 3/8" tube, 1/4"NPT male
17	74335935	1	HOSE ASSEMBLY, transfer pump to second stage filter (See HOSE PARTS)
	70919062	1	CONNECTOR, flare type, 3/8" tube, 1/4"NPT male
	74337251	1	ELBOW, flare type, 90°, brass, 3/8" tube, 1/4"NPT male
18	74349776	1	HOSE ASSEMBLY, filter to injection pump (See HOSE PARTS)
	70919172	1	CONNECTOR, flare type, 3/8" tube, 3/8"NPT male



FUEL FILTERS

T-38166

FUEL FILTERS

USAGE: Standard equipment. See page 82 for supplementary Heavy-Duty Fuel Filter. Loader S/N 13322 and up.

* Loader S/N 13322 thru 15790
 ** Loader S/N 15791 and up

ITEM	PART NO.	QTY.		DESCRIPTION
		*	**	
1	74337717	1	-	BRACKET, filter mounting
		-	1	BRACKET, filter mounting
	70921566	1	2	CAPSCREW, 5/16"NC x 1"
	70904205	1	2	LOCKWASHER, 5/16"
	70922262	2	1	CAPSCREW, 3/8"NC x 7/8"
	70904206	2	1	LOCKWASHER, 3/8"
2	74389051	1	1	HEAD ASSEMBLY (Includes PLUGS indented below)(If for engines prior to #6-21728 also order 2 BUSHINGS 901826 and 2 NUTS 4389113)
	70919134	2	2	PLUG, pipe, hex-hd., 1/8"NPT
	70919840	1	1	PLUG, pipe, hex-hd., 1/4"NPT (Used prior to engine #6-21728)
	70920333	2	2	PLUG, pipe, hex-hd., 3/8"NPT (1 additional used effective with engine #6-21728)
	70918887	1	1	PLUG, pipe, hex-socket, 3/8"NPT
	70919230	2	-	CAPSCREW, 1/2"NC x 1-3/8"
	70918683	-	2	CAPSCREW, 1/2"NC x 1-1/8"
	70904208	2	2	LOCKWASHER, 1/2"
	70910325	2	-	NUT, 1/2"NC
3	74055913	1	1	GUIDE, element centering, second stage filter
4	74056633	1	1	ELEMENT KIT, second stage filter (Includes items 6, 7 and 9)
5	74052173	1	1	PLATE, element seating, second stage filter
6	-----	1	1	GASKET, element seating plate (Furnished only as part of item 4)
7	-----	1	1	WASHER, seating plate gasket (Furnished only as part of item 4)
8	74052174	1	1	SPRING, second stage filter
9	74040013	2	2	GASKET, filter shell
10	70065582	1	1	SHELL, second stage filter
	70912415	1	1	COCK, drain, 1/4"NPT
11	74354416	1	1	SHELL ASSEMBLY, first stage filter (Includes items 12 thru 15)
	70912415	1	1	COCK, drain, 1/4"NPT
12	74055563	1	1	ELEMENT ASSEMBLY, first stage filter (Includes item 9)(Not used when Heavy-Duty Filter is installed)
13	74051485	1	1	GUIDE, element centering, first stage filter
14	74051484	2	2	GASKET, shell retaining nut
15	74051483	2	2	NUT, shell retaining (1-3/16" long)(Used prior to engine #6-21728)
		-	2	NUT, shell retaining (1-9/16" long)(Effective with engine #6-21728)
	70919288	2	2	CAPSCREW, 1/4"NC x 3/8"
	70914686	2	2	WASHER, plain, copper, 1/4"I. D.

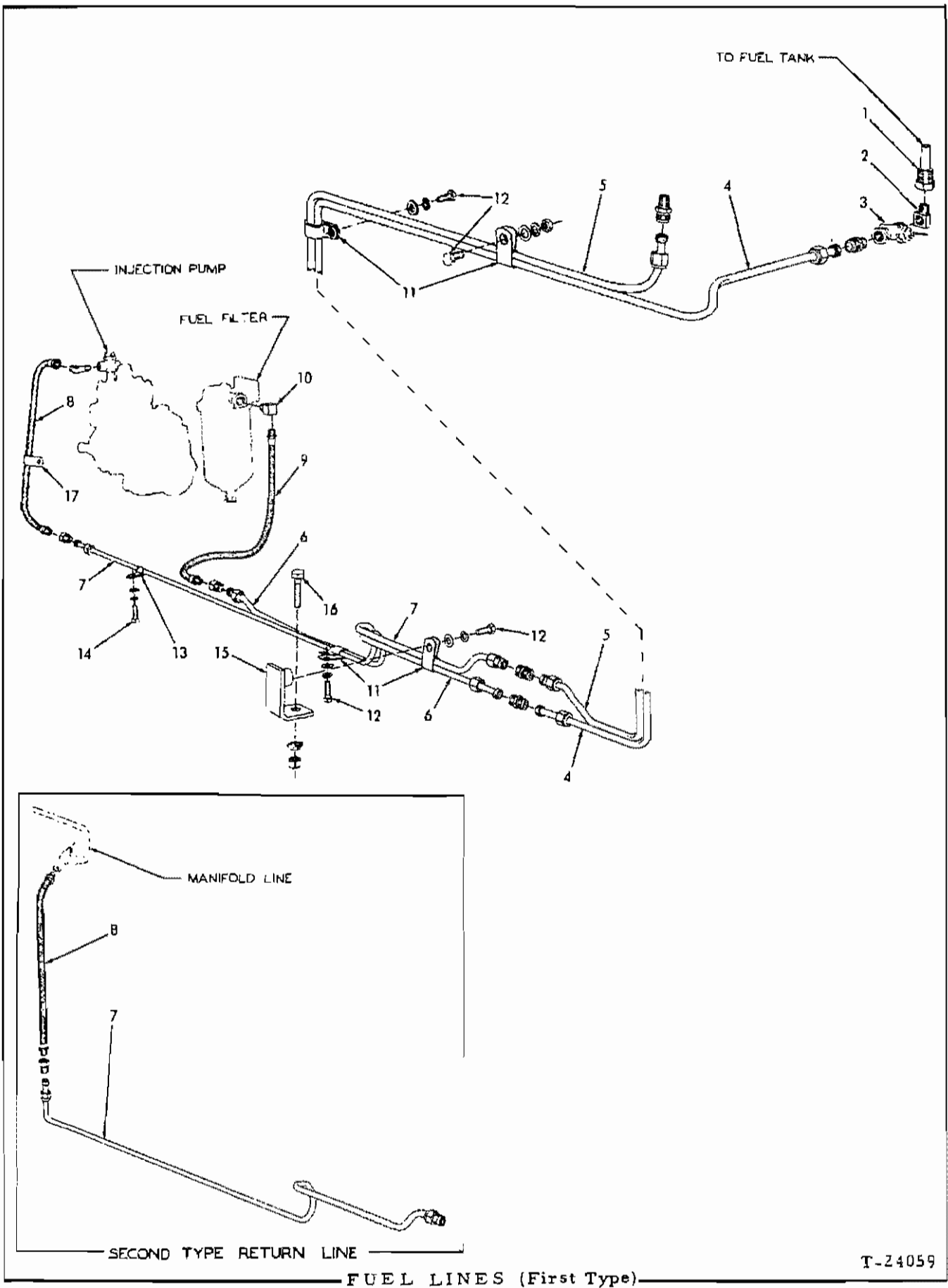
(Continued)

FUEL FILTERS (Continued)

ITEM	PART NO.	QTY.		DESCRIPTION
		#	**	
16	74335898	1	-	HOSE ASSEMBLY, first stage filter to transfer pump (See HOSE PARTS)
	74338482	-	1	HOSE ASSEMBLY, first stage filter to transfer pump (See HOSE PARTS)
17	70919172	1	1	CONNECTOR, flare type, 3/8" tube, 3/8"NPT male
	74337251	1	1	ELBOW, flare type, 90°, brass, 3/8" tube, 1/4"NPT male
18	74335935	1	-	HOSE ASSEMBLY, transfer pump to second stage filter (See HOSE PARTS)
	74338481	-	1	HOSE ASSEMBLY, transfer pump to second stage filter (See HOSE PARTS)
19	70919062	1	1	CONNECTOR, flare type, 3/8" tube, 1/4"NPT male (Used prior to engine #6-21728)
	70919172	-	1	CONNECTOR, flare type, 3/8" tube, 3/8"NPT male (Effective with engine #6-21728)
	74337251	1	1	ELBOW, flare type, 90°, brass, 3/8" tube, 1/4"NPT male
20	74349776	1	-	HOSE ASSEMBLY, filter to injection pump (See HOSE PARTS)
	70919172	1	-	CONNECTOR, flare type, 3/8" tube, 3/8"NPT male
	74337743	-	1	HOSE ASSEMBLY, filter to injection pump (See HOSE PARTS)
	70919062	-	1	CONNECTOR, flare type, 3/8" tube, 1/4"NPT male

NOTE: See PAINTING AND MARKING for decals applied to filters

MEMO

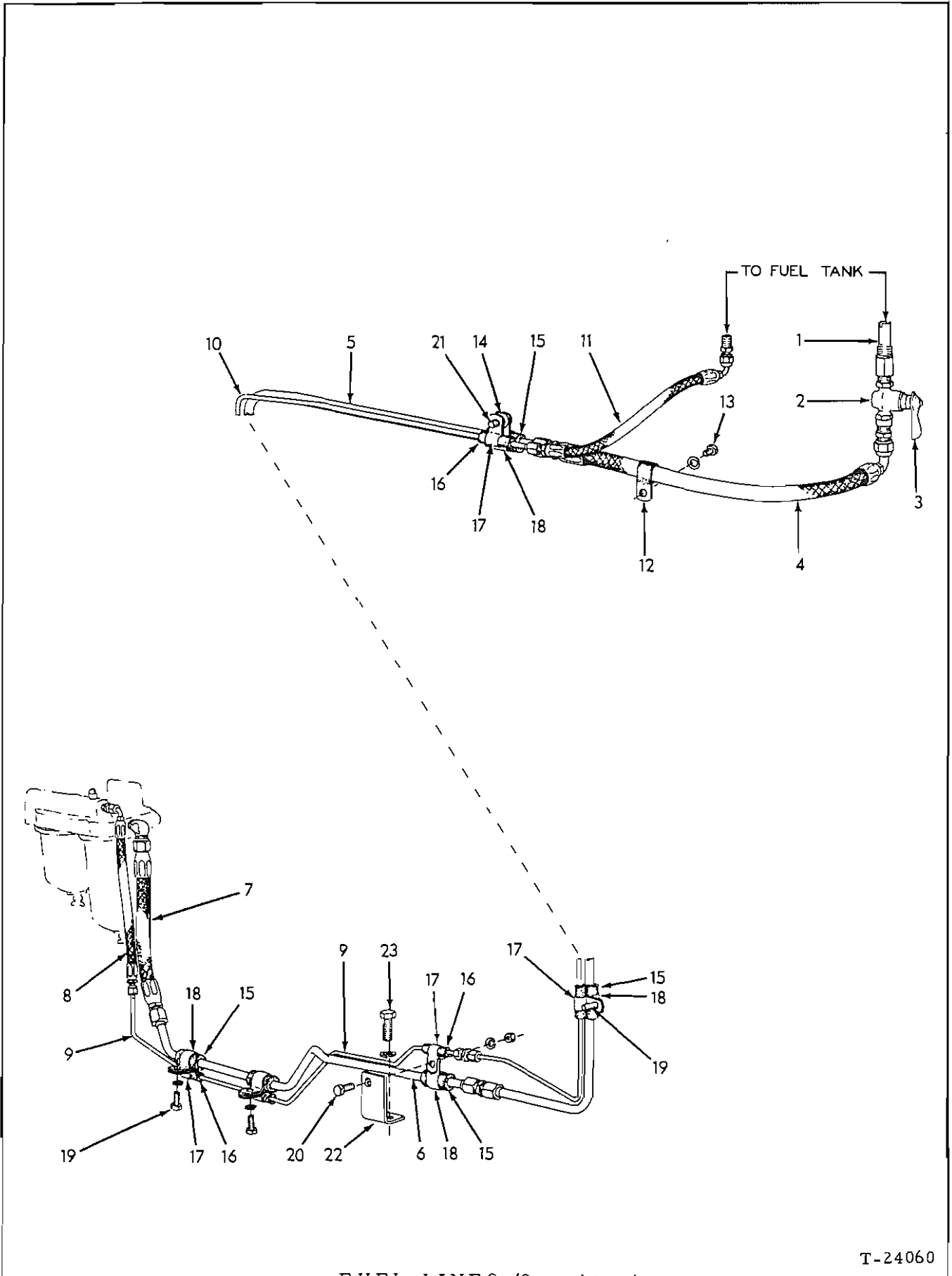


FUEL LINES

USAGE: Loaders prior to serial No. 9157

ITEM	PART NO.	QTY.	DESCRIPTION
1	70042639	1	*BUSHING, fuel tank outlet
2	70099433	1	*ELBOW, fuel line (90°, 1/4"NPT male and female)
3	70092726	1	*COCK, fuel shut-off (1/4"NPT male and female)
4	70087266	1	*TUBE, fuel supply, rear section
	70918325	2	NUT, Sealastic, 3/8" tube
	70915367	2	RING, Sealastic, 3/8" tube (Includes ferrule)
	70915368	1	CONNECTOR, Sealastic, 3/8" tube, 1/4"NPT male
5	70087292	1	TUBE, fuel return, rear section
	70918325	2	NUT, Sealastic, 3/8" tube
	70915367	2	RING, Sealastic, 3/8" tube (Includes ferrule)
	70915368	1	CONNECTOR, Sealastic, 3/8" tube, 1/4"NPT male
6	70088262	1	*TUBE, fuel supply, front section
	70918325	2	NUT, Sealastic, 3/8" tube
	70915367	2	RING, Sealastic, 3/8" tube (Includes ferrule)
	70915386	1	UNION, Sealastic, 3/8" tube
	70915760	1	CONNECTOR, Sealastic, 3/8" tube, 1/4"NPT female
7	70088261	1	TUBE, fuel return, front section (Used prior to engine #6-7790)
	70093286	1	TUBE, fuel return, front section (Effective with engine #6-7790)
	70918325	2	NUT, Sealastic, 3/8" tube
	70915367	2	RING, Sealastic, 3/8" tube (Includes ferrule)
	70915386	1	UNION, Sealastic, 3/8" tube
	70915760	1	CONNECTOR, Sealastic, 3/8" tube, 1/4"NPT female
8	70088260	1	HOSE, fuel return line (Used prior to tractor #2379)
	70078926	1	ELBOW, street, brass, 90°, 1/4"NPT
	70089878	1	HOSE, fuel return line (20" long)(Effective with tractor #2379) but later discontinued on engine #6-7790)
	70910978	1	ELBOW, flare type, 90°, 3/8" tube, 1/4"NPT
	70093290	1	HOSE, fuel return line (13" long)(Effective with engine #6-7790)
9	70088260	1	*HOSE, fuel supply line
10	70051341	1	*ELBOW, fuel supply hose (90°, 3/8"NPT male, 1/4"NPT female)
11	70040811	4	CLIP, tube supporting (for two 3/8" diam. tubes, 17/32" bolt-hole)
12	70036032	1	CAPSCREW, 3/8"NF x 3/4"
	70036034	3	CAPSCREW, 3/8"NF x 1"
	70911115	4	WASHER, plain, SAE std., 3/8"
	70904206	4	LOCKWASHER, 3/8"
	70911041	1	NUT, 3/8"NF
13	70040796	1	CLIP, fuel return tube (3/8" diam., 13/32" bolt-hole) (Used prior to engine #6-7790)
14	70036034	1	CAPSCREW, 3/8"NF x 1"
	70904206	1	LOCKWASHER, 3/8"
	70911115	1	WASHER, plain, SAE std., 3/8"
15	70087287	1	ANGLE, tube supporting
16	70035073	1	CAPSCREW, 1/2"NF x 1-3/4" (Used prior to tractor #8742)
	70070469	1	CAPSCREW, 1/2"NF x 1-1/4" (Effective with tractor #8742)
	70904208	1	LOCKWASHER, 1/2"
	70911043	1	NUT, 1/2"NF (Used prior to tractor #8742)
17	70091046	1	CLIP, fuel line hose (1/2" diam., 7/16" bolt-hole)(Used prior to engine #6-7790)

*Not used when special HEAVY-DUTY FUEL FILTER is installed.



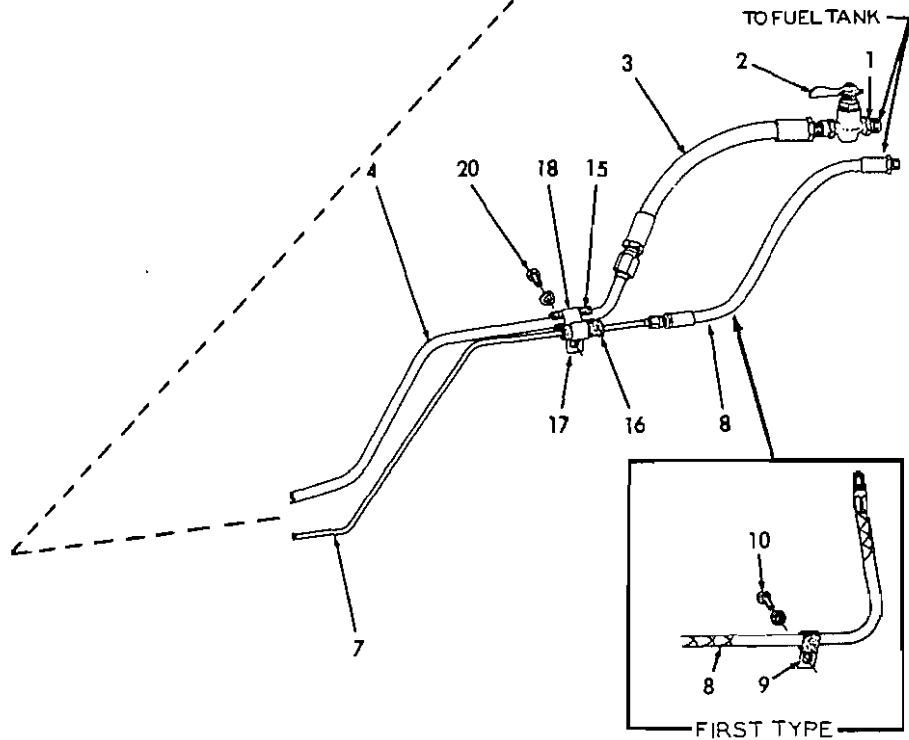
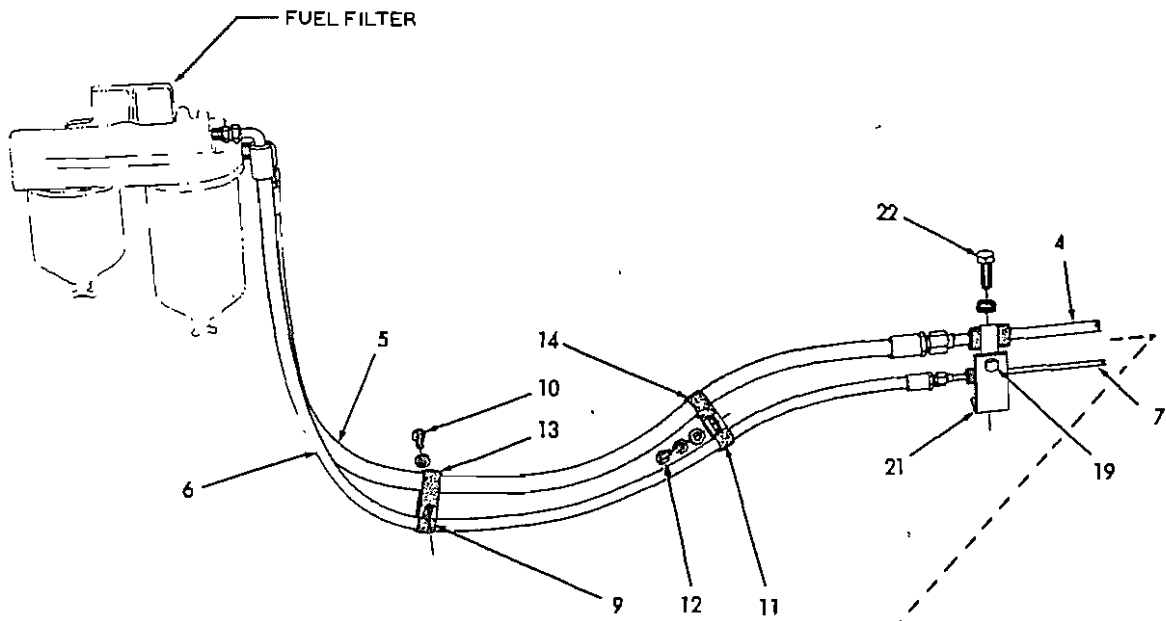
FUEL LINES (Second type)

T-24060

FUEL LINES

USAGE: Loaders serial No. 9157 thru 11093.

ITEM	PART NO.	QTY.	DESCRIPTION
1	70061812	1	BUSHING, fuel tank outlet
2	70092727	1	COCK, fuel shut-off (Includes item 3)
3	70082189	1	HANDLE, fuel shut-off cock
4	70083529	1	HOSE ASSEMBLY, fuel supply line, rear (See HOSE PARTS) (Not used when special HEAVY-DUTY FUEL FILTER is installed)
	70919063	1	CONNECTOR, flare type, 1/2" tube, 3/8"NPT male
5	70094460	1	TUBE ASSEMBLY, fuel supply line, rear (Includes nuts)
	70919066	1	UNION, flare type, 1/2" tube
6	70094449	1	TUBE ASSEMBLY, fuel supply line (Includes nuts)
7	70095526	1	HOSE ASSEMBLY, fuel supply line, front (See HOSE PARTS)
	70919206	1	ELBOW, flare type, 90°, 1/2" tube, 3/8"NPT male
8	70620495	1	HOSE ASSEMBLY, fuel return line, front (See HOSE PARTS)
	70919140	1	CONNECTOR, flare type, 1/4" tube, 1/4"NPT male
9	70094447	1	TUBE ASSEMBLY, fuel return line (Includes nuts)
10	70094459	1	TUBE ASSEMBLY, fuel return line, rear (Includes nuts)
	70919214	1	UNION, flare type, 1/4" tube
11	70095323	1	HOSE ASSEMBLY, fuel return line, rear (See HOSE PARTS)
	70919140	1	CONNECTOR, flare type, 1/4" tube, 1/4"NPT male
12	70094467	1	CLIP, hose supporting (large)
13	70035167	1	CAPSCREW, 3/8"NF x 7/8"
	70904206	1	LOCKWASHER, 3/8"
14	70087082	1	SPACER, tube supporting clip
15	70093752	5	BOOT, supply tube (rubber)
16	70093972	5	BOOT, return tube (rubber)
17	70047381	5	CLIP, supporting, return tube
18	70097534	5	CLIP, supporting, supply tube
19	70035167	3	CAPSCREW, 3/8"NF x 7/8"
20	70036032	1	CAPSCREW, 3/8"NF x 3/4"
21	70036039	1	CAPSCREW, 3/8"NF x 1-3/8"
	70904206	5	LOCKWASHER, 3/8"
	70911041	1	NUT, 3/8"NF
22	70094452	1	ANGLE, tube supporting
23	70070469	1	CAPSCREW, 1/2"NF x 1-1/4"
	70904208	1	LOCKWASHER, 1/2"

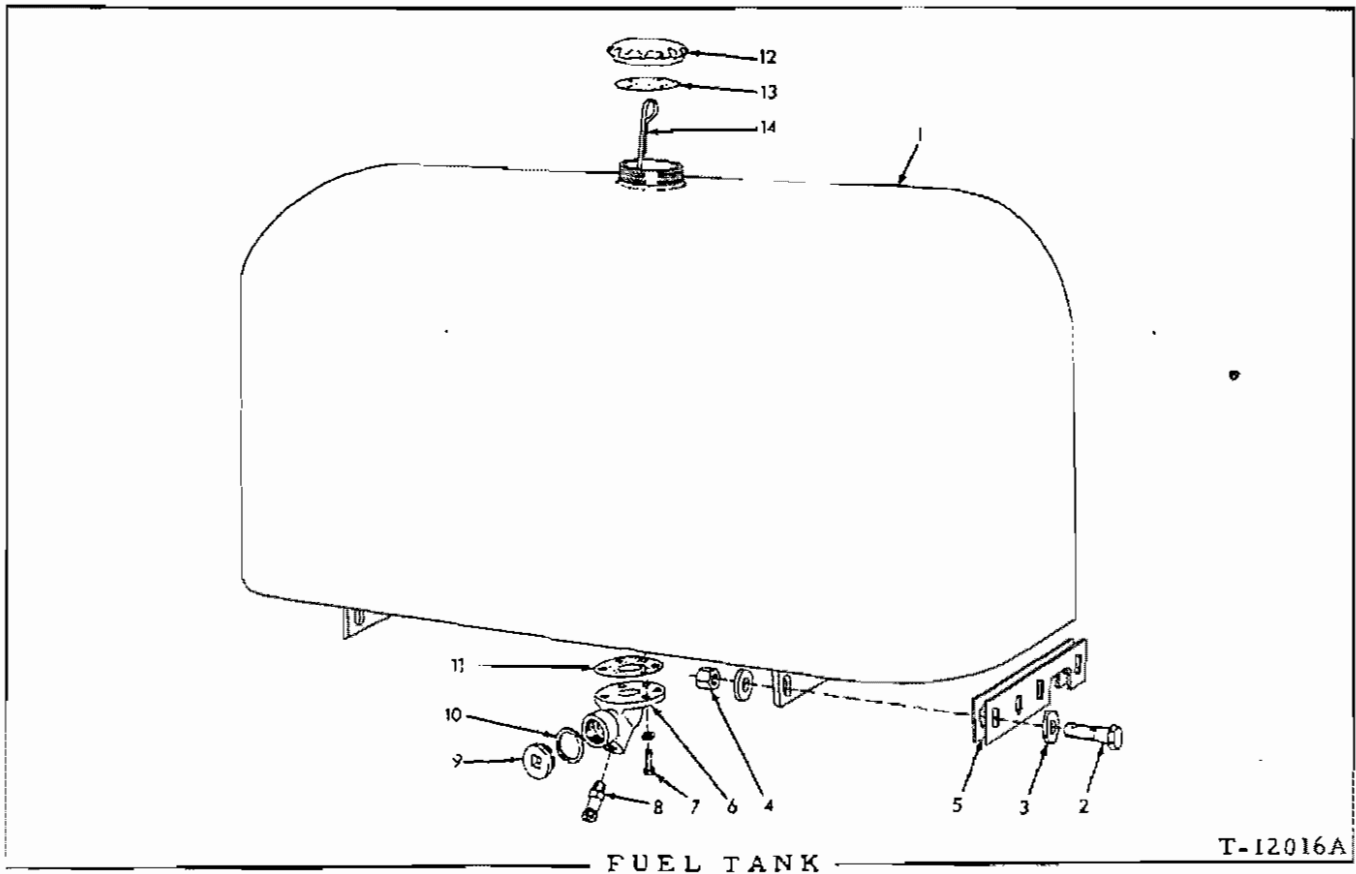


FUEL LINES

FUEL LINES

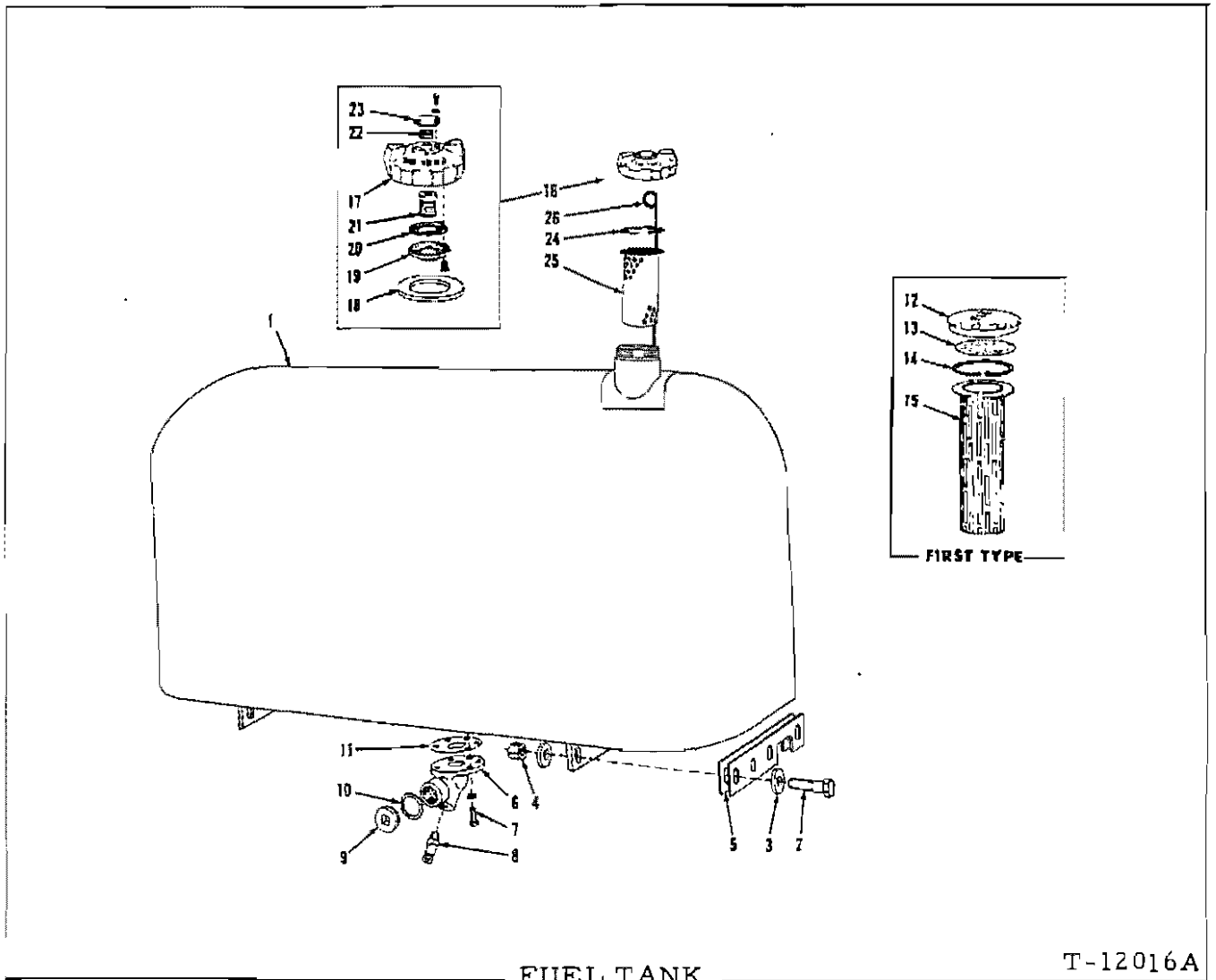
USAGE: Loader S/N 11094 and up

ITEM	PART NO.	QTY.	DESCRIPTION
1	70092727	1	COCK, fuel shut-off (Includes item 2)
2	70082189	1	HANDLE, fuel shut-off cock
3	70644694	1	HOSE, fuel supply, rear (See HOSE PARTS)(Not used when special Heavy-Duty Fuel Filter is installed)
4	70097739	1	TUBE ASSEMBLY, fuel supply (Includes nuts)
5	70644555	1	HOSE, fuel supply front (See HOSE PARTS)
	70919206	1	ELBOW, flare type, 90°, 1/2" tube, 3/8"NPT male
6	70644696	1	HOSE, fuel return, front (See HOSE PARTS)(Used prior to tractor #19929)
	70650562	1	HOSE, fuel return, front (See HOSE PARTS)(Effective with tractor #19929)
	70919140	1	CONNECTOR, flare type, 1/4" tube, 1/4"NPT male
7	70097738	1	TUBE ASSEMBLY, fuel return (Includes nuts)
8	70097747	1	HOSE ASSEMBLY, fuel return, rear (See HOSE PARTS)(Used prior to tractor #14412 including #14429 and 14431)
	70644683	1	HOSE, fuel return, rear (See HOSE PARTS)(Effective with tractor #14412 excluding #14429 and #14431)
9	70094527	2	CLIP, hose supporting (1/2" diam., 13/32" bolt-hole)(Used prior to tractor #18194. 1 less used effective with tractor #14412 excluding #14429 and #14431)
	70644006	1	CLIP, hose supporting (9/16"diam., 17/32"bolt-hole)(Effective with tractor #18194)
10	70035167	2	CAPSCREW, 3/8"NF x 7/8"
	70904206	2	LOCKWASHER, 3/8"
11	70620035	1	CLIP, hose supporting (1/2"diam., 13/32" bolt-slot)(Used prior to tractor #18194)
	70644666	1	CLIP, hose supporting (9/16"diam., 17/32" bolt-slot)(Effective with tractor #18194)
12	70035167	1	CAPSCREW, 3/8"NF x 7/8"
	70904206	1	LOCKWASHER, 3/8"
	70911115	1	WASHER, plain, SAE std., 3/8"
13	70094467	1	CLIP, hose supporting (3/4"diam., 13/32" bolt-hole)
14	70620034	1	CLIP, hose supporting (3/4" diam., 13/32" bolt-slot)
15	70093752	2	BOOT, supply tube (rubber)
16	70093972	2	BOOT, return tube (rubber)
17	70047381	2	CLIP, supporting, return tube (5/8" diam., 13/32" bolt-hole)
18	70097534	2	CLIP, supporting, supply tube (7/8" diam., 13/32" bolt-hole)
19	70035167	1	CAPSCREW, 3/8"NF x 7/8"
	70904206	1	LOCKWASHER, 3/8"
	70911041	1	NUT, 3/8"NF
20	70035167	1	CAPSCREW, 3/8"NF x 7/8"(Early units)
	70916269	1	CAPSCREW, 3/8"NC x 7/8"(Late units)
	70904206	1	LOCKWASHER, 3/8"
21	70624746	1	ANGLE, tube supporting
22	70070469	1	CAPSCREW, 1/2"NF x 1-1/4"
	70904208	1	LOCKWASHER, 1/2"



USAGE: Tractors prior to serial No. 11094.

ITEM	PART NO.	QTY.	DESCRIPTION
1	70620007	1	TANK, fuel
2	70035236	4	CAPSCREW, 1/2"NC x 1-3/4"
	70035073	2	CAPSCREW, 1/2"NF x 1-3/4"
	70904208	4	LOCKWASHER, 1/2"
3	70064531	6	WASHER, plain
4	70038234	2	NUT, high, 1/2"NF
5	70633147	6	SHIM, tank mounting (Use as req'd)
6	70052360	1	ELBOW, fuel tank drain
7	70036034	5	CAPSCREW, 3/8"NF x 1"
	70904206	5	LOCKWASHER, 3/8"
8	70633519	1	COCK, fuel tank drain
9	70050594	1	PLUG, clean-out, fuel tank drain elbow
10	70050595	1	GASKET, clean-out plug
11	70050787	1	GASKET, fuel tank drain elbow
12	70642744	1	CAP, fuel tank
13	70065613	1	GASKET, fuel tank cap
14	70085623	1	GAUGE, fuel level



FUEL TANK

T-12016A

USAGE: Service replacement prior to loader S/N 11094

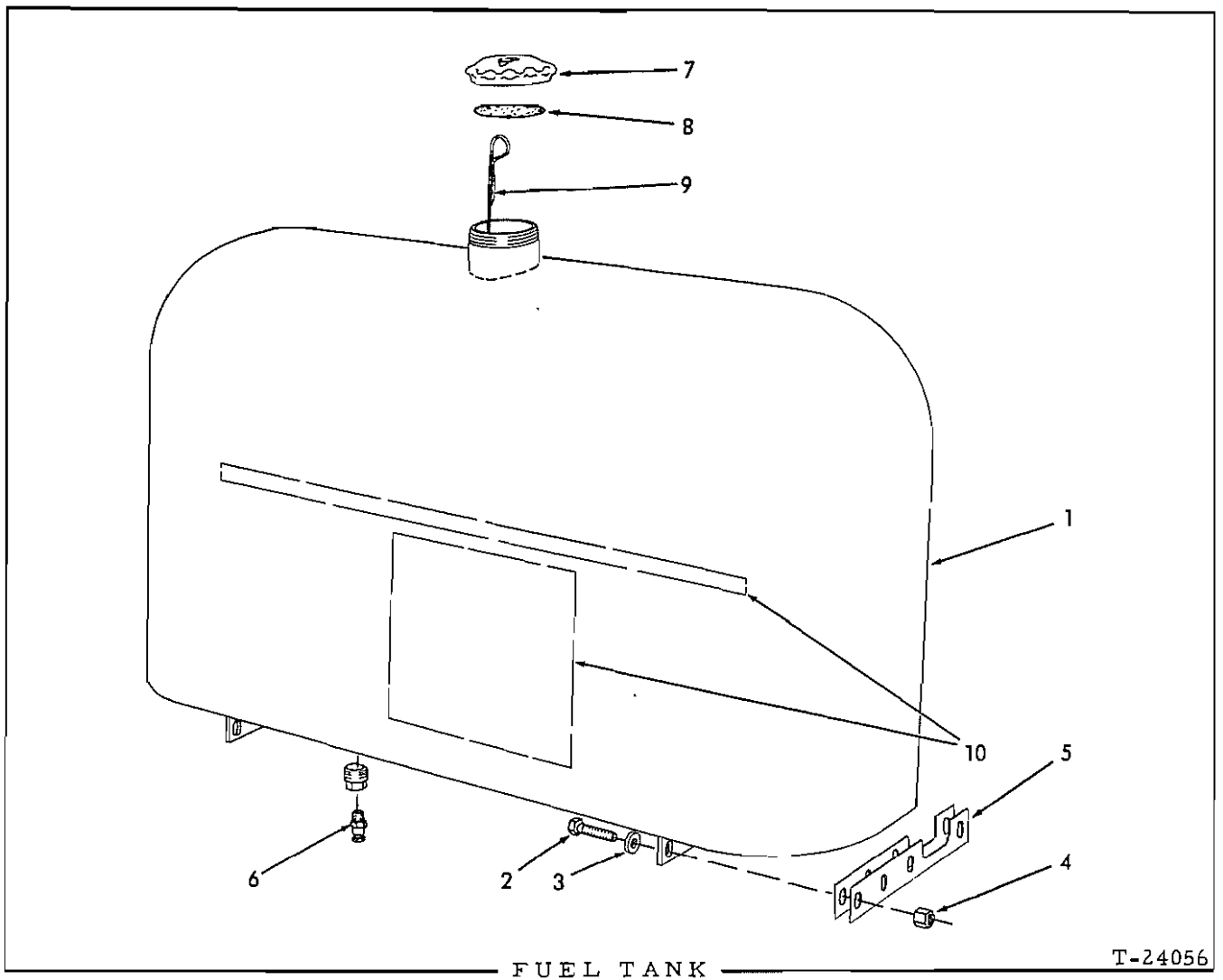
* First type
 ** Second type

ITEM	PART NO.	QTY.		DESCRIPTION
		*	**	
1	70650246	1	-	TANK, fuel
	70658113	-	1	TANK, fuel
2	70035067	6	6	CAPSCREW, 1/2"NF x 2"
3	70064531	12	12	WASHER, plain
4	70038234	6	6	NUT, high, 1/2"NF
5	70633147	8	8	SHIM, tank mounting (Use as required)
6	70052360	1	1	ELBOW, fuel tank drain
7	70916225	5	5	CAPSCREW, 3/8"NF x 1"
	70904206	5	5	LOCKWASHER, 3/8"
8	70633519	1	1	COCK, fuel tank drain
9	70050594	1	1	PLUG, clean-out, fuel tank drain elbow
10	70050595	1	1	GASKET, clean-out fuel tank drain elbow
11	70050787	1	1	GASKET, fuel tank drain elbow
12	70642744	1	-	CAP, fuel tank
13	70065613	1	-	GASKET, fuel tank cap

(Continued)

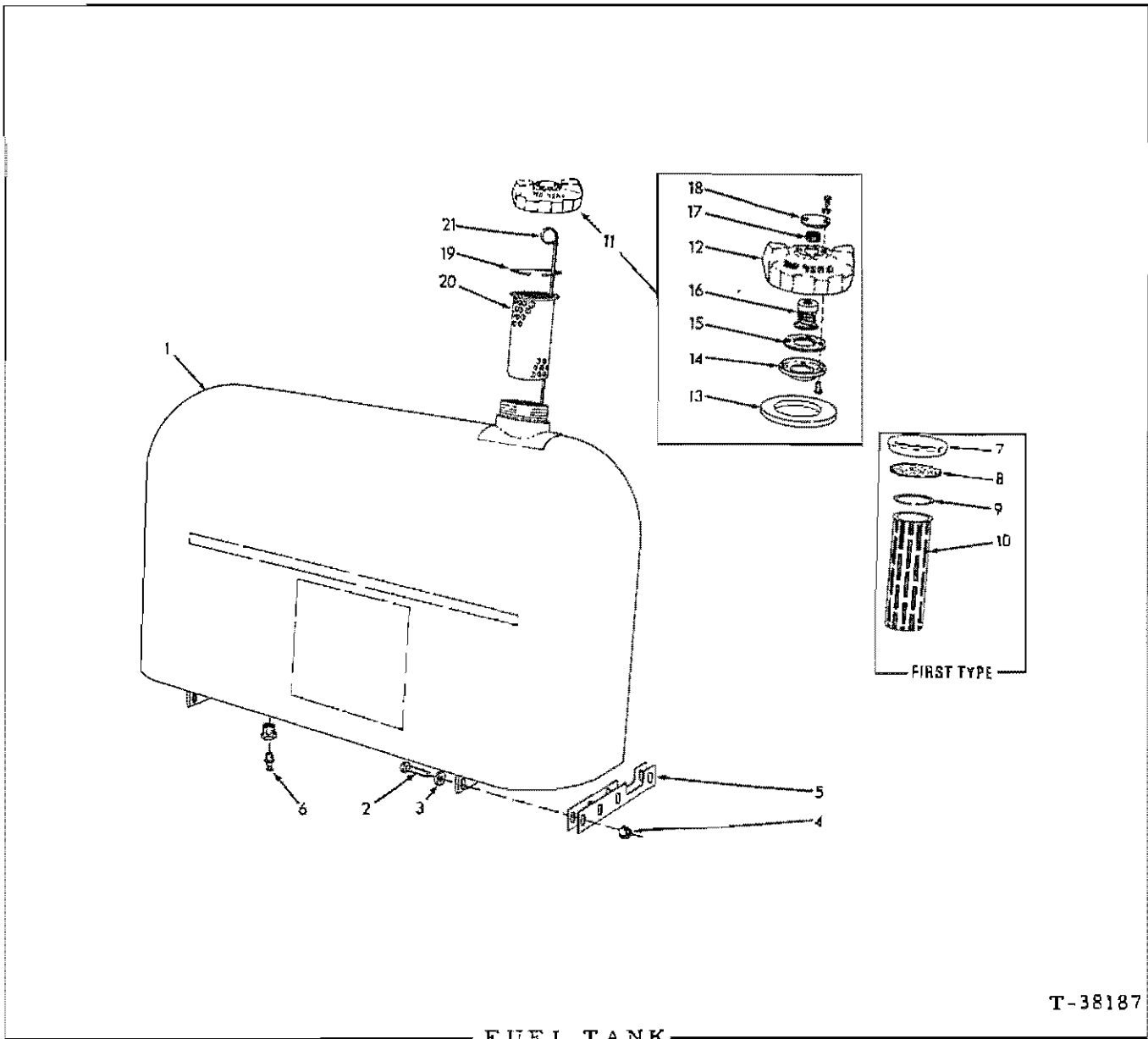
FUEL TANK (Continued)

ITEM	PART NO.	QTY.		DESCRIPTION
		*	**	
14	70621775	1	-	RING, snap, fuel strainer
15	70642749	1	-	STRAINER, fuel
16	70668252	-	1	CAP ASSY., fuel tank(Consists of items 17 thru 23)
17	-----	-	1	CAP, only(Not serviced separately)
18	70668263	-	1	GASKET, cap
19	70668806	-	1	SEAT, relief valve
	70926699	-	4	SCREW, fil-hd., brass, #10-24C x 3/8"
20	70668804	-	1	GASKET, valve seat
21	70668805	-	1	VALVE ASSY., relief(Serviced only as a unit)
22	70664867	-	1	ELEMENT, air filter
23	70668262	-	1	COVER, tank cap
	70921181	-	2	SCREW ASSY., #10-24NC x 1/2"(Includes lockwasher)
24	70654840	-	1	RING, snap, fuel strainer
25	70650509	-	1	STRAINER, fuel
26	70085623	1	1	GAUGE, fuel level



USAGE: Effective with tractor serial No. 11094 thru 13321

ITEM	PART NO.	QTY.	DESCRIPTION
1	70624214	1	TANK, fuel
2	70035073	6	CAPSCREW, 1/2"NF x 1-3/4"
3	70064531	6	WASHER, plain
4	70038234	6	NUT, high, 1/2"NF
5	70633147	8	SHIM, tank mounting (Use as req'd)
6	70633519	1	COCK, fuel tank drain
	70902071	1	BUSHING, pipe reducing, 1"NPT to 3/8"NPT
7	70642744	1	CAP, fuel tank
8	70065613	1	GASKET, fuel tank cap
9	70097735	1	GAUGE, fuel level
10	-----	-	TRANSFERS (See PAINTING AND MARKING)



T-38187

* Tractors serial no. 13322 thru 21660
 ** Tractors serial No. 21661 and up

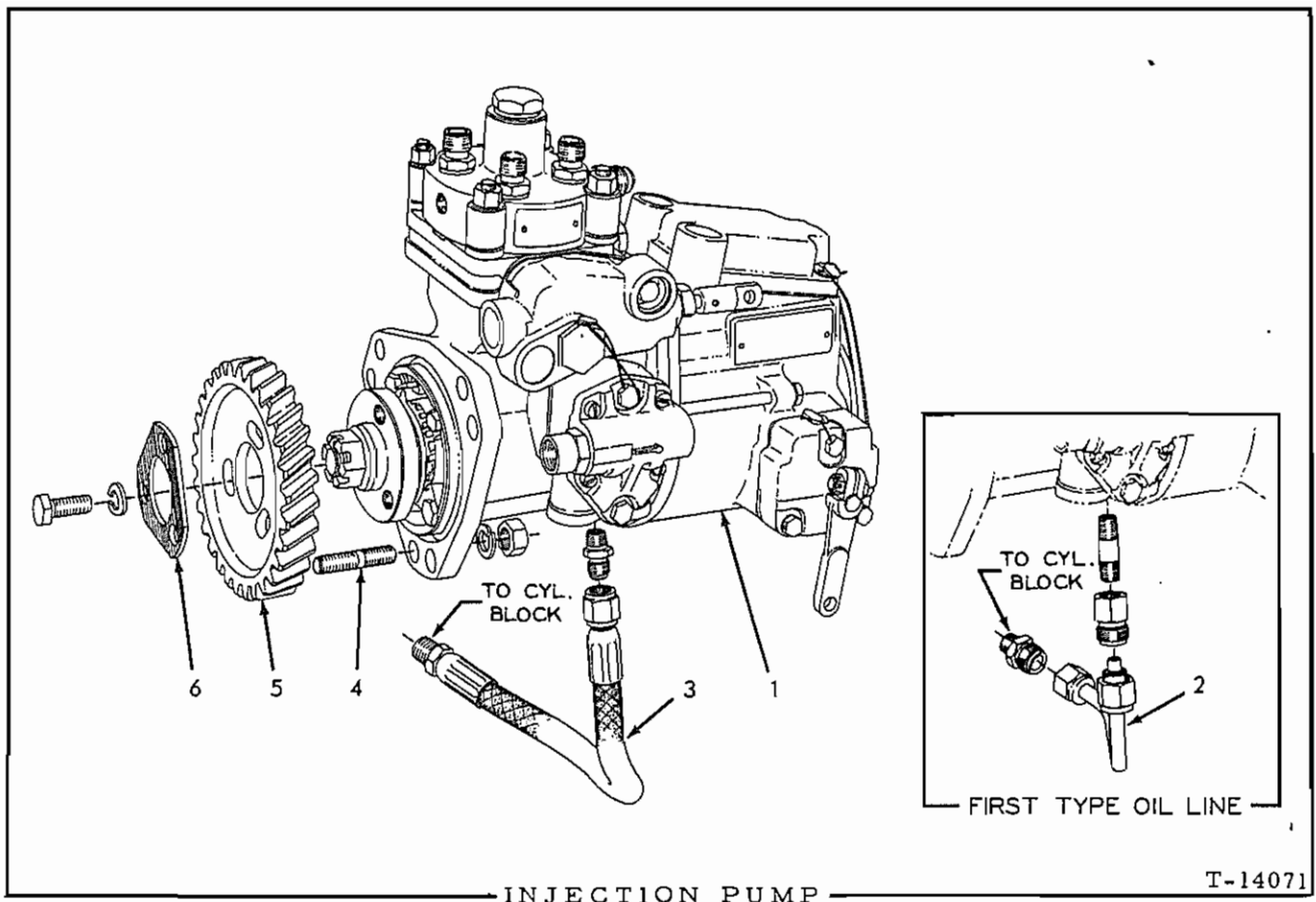
ITEM	PART NO.	QTY.		DESCRIPTION
		*	**	
1	70650251	1	-	TANK, fuel
	70660472	-	1	TANK, fuel
2	70035073	5	5	CAPSCREW, 1/2"NF x 1-3/4"
	70035236	1	1	CAPSCREW, 1/2"NC x 1-3/4"
	70904208	1	1	LOCKWASHER, 1/2"
3	70064531	6	6	WASHER, plain
4	70038234	5	5	NUT, high, 1/2"NF
5	70633147	8	8	SHIM, tank mounting (Use as req'd)
6	70633519	1	1	COCK, fuel tank drain
	70902071	1	1	BUSHING, pipe reducing, 1"NPT to 3/8"NPT

(Continued)

FUEL TANK (Continued)

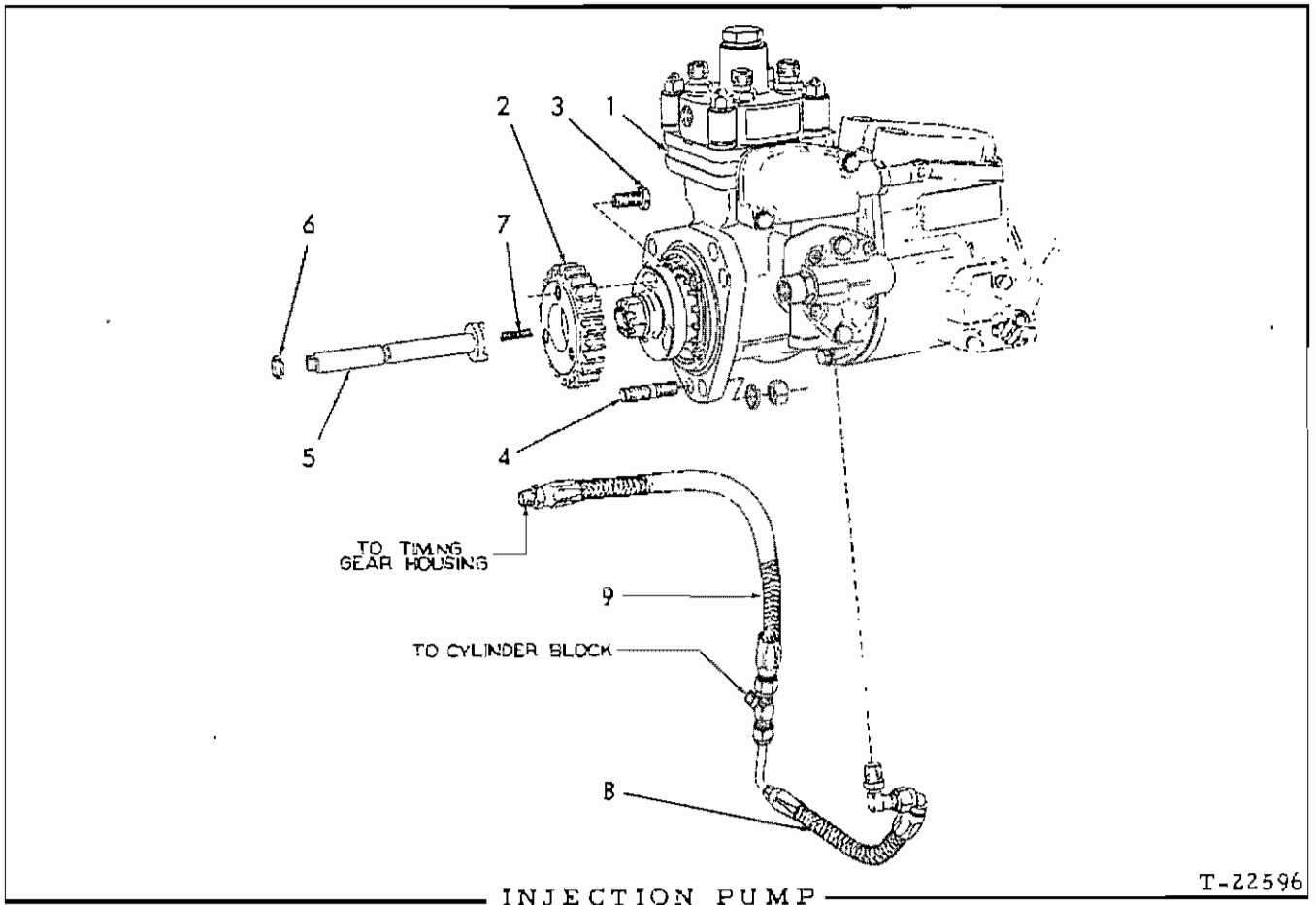
ITEM	PART NO.	QTY.		DESCRIPTION
		#	**	
7	70642744	1	-	CAP, fuel tank
8	70065613	1	-	GASKET, fuel tank cap
9	70621775	1	-	RING, snap, fuel strainer
10	70642749	1	-	STRAINER, fuel
11	70668252	-	1	CAP ASSY., fuel tank (Consists of items 12 thru 18)
12	-----	-	1	CAP only (Not serviced separately)
13	70668263	-	1	GASKET, cap
14	70668806	-	1	SEAT, relief valve
	70926699	-	4	SCREW, fil-hd., brass, #10-24NC x 3/8"
15	70668804	-	1	GASKET, valve seat
16	70668805	-	1	VALVE ASSY., relief (Serviced only as a unit)
17	70664867	-	1	ELEMENT, air filter
18	70668262	-	1	COVER, tank cap
	70921181	-	2	SCREW ASSY., #10-24NC x 1/2" (Includes lockwasher)
19	70654840	-	1	RING, snap, fuel strainer
20	70650509	-	1	STRAINER, fuel
21	70097735	1	1	GAUGE, fuel level

} Effective with tractor #19066



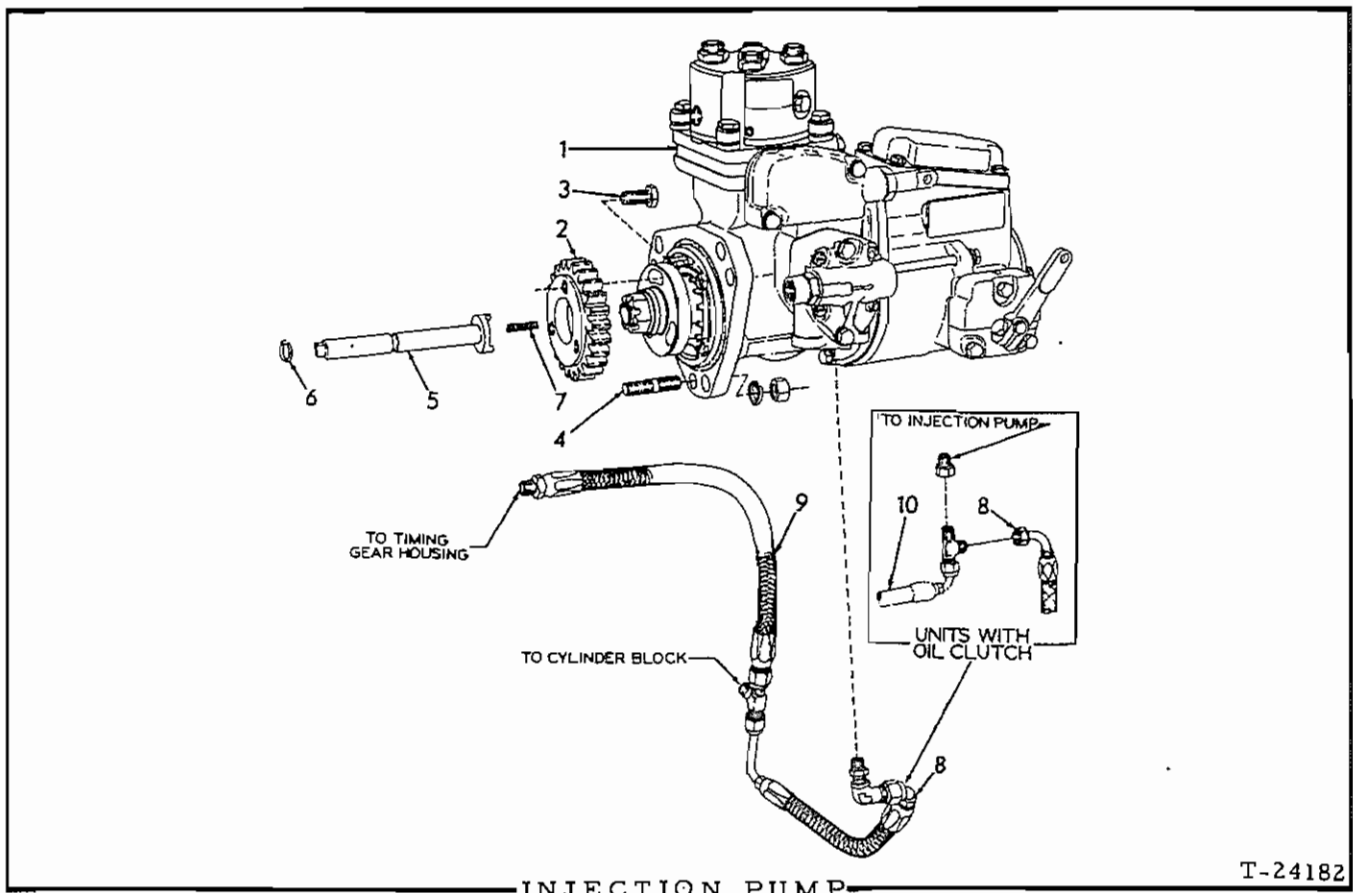
USAGE: Engines prior to serial No. 6-10368. Loaders prior to S/N 13322

ITEM	PART NO.	QTY.	DESCRIPTION
1	74348762	1	PUMP ASSEMBLY, fuel injection (See your "Fiat-Allis" dealer for service)
2	74348474	1	LINE, oil, cylinder block to injection pump (Used prior to engine #6-9154)
	70918235	2	NUT, Sealastic, 5/16" tube
	70915852	2	RING, Sealastic, 5/16" tube (Includes ferrule)
	70915854	1	CONNECTOR, Sealastic, 5/16" tube, 1/8"NPT male
	70917980	1	CONNECTOR, Sealastic, 5/16" tube, 1/8"NPT female
	70910205	1	NIPPLE, pipe, 1/8"NPT x 1-1/4"
3	74335557	1	HOSE ASSEMBLY, cylinder block to injection pump (See HOSE PARTS) (Effective with engine #6-9154)
	70919171	1	CONNECTOR, flare type, 1/4" tube, 1/8"NPT male
4	74337224	3	STUD, injection pump attaching
	70904206	3	LOCKWASHER, 3/8"
	70910123	3	NUT, 3/8"NF
5	74348438	1	GEAR, injection pump drive
	70916382	3	CAPSCREW, 3/8"NF x 7/8"
	70904206	3	LOCKWASHER, 3/8"
6	74347836	1	WASHER, serrated, injection pump drive gear



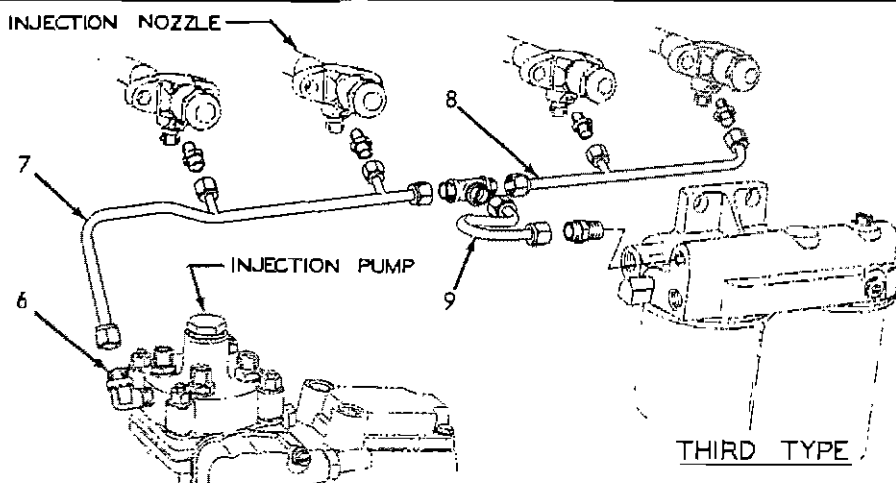
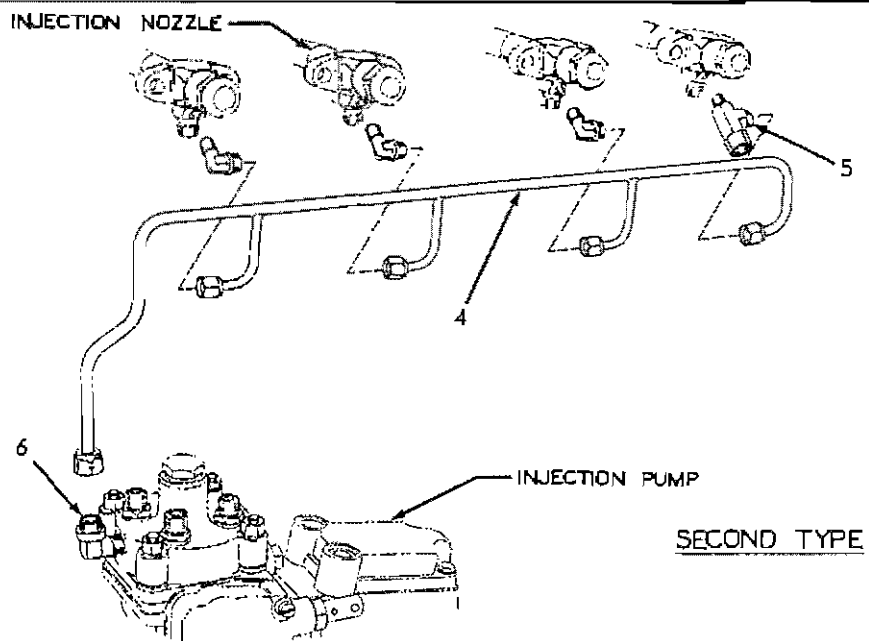
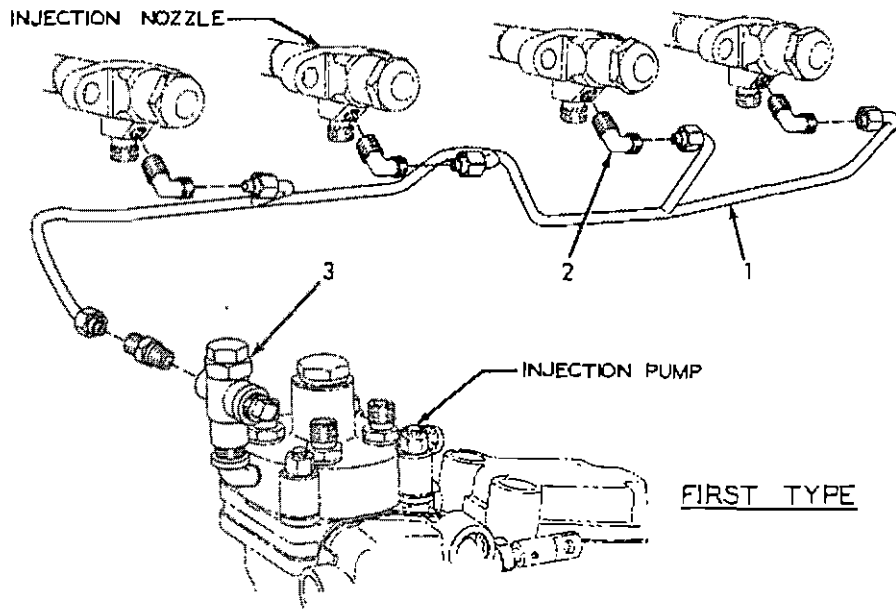
USAGE: Effective with engine serial No. 6-10368. Loaders prior to S/N 13322

ITEM	PART NO.	QTY.	DESCRIPTION
1	74349851	1	PUMP ASSEMBLY, fuel injection (See your "Fiat-Allis dealer for service)
2	74347834	1	GEAR, injection pump coupling
3	74347447	3	CAPSCREW (thin head, 3/8"NF x 3/4")
4	74337224	3	STUD, pump attaching
	70904206	3	LOCKWASHER, 3/8"
	70910123	3	NUT, 3/8"NF
5	74335444	1	SHAFT, timing
6	70923663	1	RING, sealing, timing shaft
7	74346704	1	SPRING, timing shaft
8	74335931	1	HOSE ASSEMBLY, cylinder block to injection pump (See HOSE PARTS)
	70920215	1	NIPPLE, hex, 1/8"NPT
	70919249	1	ELBOW, flare type, 1/4" tube, 1/8"NPT female
	70919773	1	TEE, flare type, 1/4" tube, 1/8"NPT male side
9	74335716	1	HOSE ASSEMBLY, cylinder block to gear housing (See HOSE PARTS)



USAGE: Loader S/N 13322 and up
 ITEM PART NO. QTY. DESCRIPTION

1	74354233	1	PUMP ASSEMBLY, fuel injection (Consult "Fiat-Allis" dealer for service)
2	74347834	1	GEAR, injection pump coupling
3	70916381	3	CAPSCREW, 3/8"NF x 3/4"
4	74337224	3	STUD, pump attaching
	70904206	3	LOCKWASHER, 3/8"
	70910123	3	NUT, 3/8"NF
5	74335444	1	SHAFT, timing
6	70923663	1	O-RING, timing shaft
7	74346704	1	SPRING, timing shaft
8	74335931	1	HOSE ASSEMBLY, cylinder block to injection pump (See HOSE PARTS)
	70919773	1	TEE, flare type, 1/4" tube, 1/8"NPT male side
	70920215	1	NIPPLE, hex, 1/8"NPT
	70919249	1	ELBOW, flare type, 1/4" tube, 1/8"NPT female
	70919345	1	TEE, flare type, 1/4" tube, 1/8"NPT male end
	70917032	1	ADAPTER, extension, 1/8"NPT male and female
			} Not used with oil clutch
			} Used with oil clutch only
9	74335716	1	HOSE ASSEMBLY, cylinder block to gear housing (See HOSE PARTS)
10	-----	1	HOSE (See OIL PUMP DRIVE)



FUEL RETURN MANIFOLD

T-19685

FUEL RETURN MANIFOLD

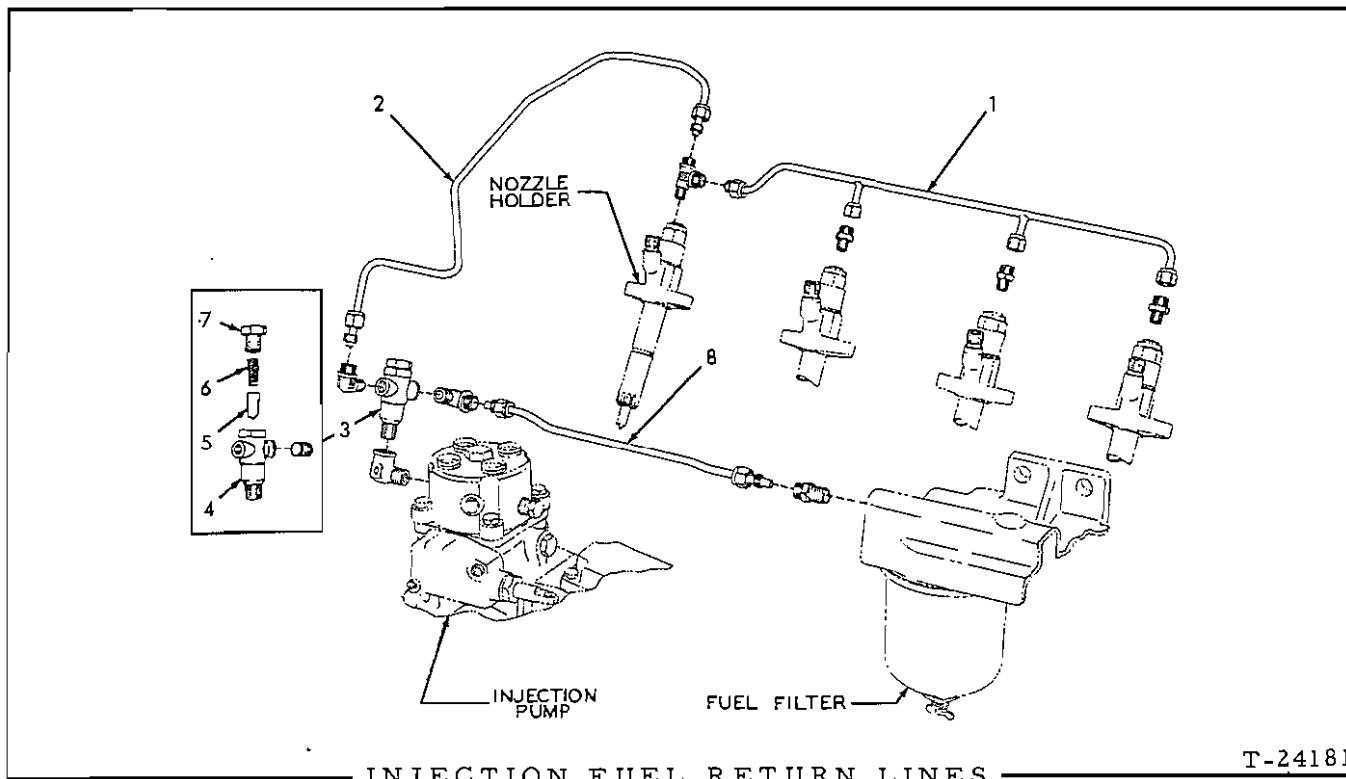
USAGE: Loaders prior to S/N 13322

* Used prior to engine serial No. 6-7790.

** Used on engines serial No. 6-7790 thru 6-9153.

*** Effective with engine serial No. 6-9154.(Tractor No.9157)

ITEM	PART NO.	QTY.			DESCRIPTION
		*	**	***	
1	74348168	1	-	-	MANIFOLD ASSEMBLY (Includes NUTS and SLEEVES indented below)
	70911437	5	-	-	NUT, compression fitting, 1/4" tube
	70911435	5	-	-	SLEEVE, compression fitting, 1/4" tube
	70914626	1	-	-	CONNECTOR, compression type, 1/4" tube, 1/8"NPT male
2	74349376	4	-	-	ELBOW, compression type, 1/4" tube, 1/8"NPT male
3	74515303	1	-	-	VALVE ASSEMBLY, pressure relief
	70914588	1	-	-	ELBOW, street, brass, 90°, 1/4"NPT
4	74348700	-	1	-	MANIFOLD ASSEMBLY (Includes NUTS and SLEEVES indented below)
	70917809	-	3	-	NUT, Imperial, 1/4" tube
	70918804	-	1	-	NUT, Imperial, 5/16"
	70917806	-	3	-	SLEEVE, Imperial, 1/4" tube
	70918802	-	1	-	SLEEVE, Imperial, 5/16" tube
	70919040	-	3	-	ELBOW, Imperial, 1/4" tube, 1/8"NPT male
5	74335164	-	1	-	TEE, service, Imperial, 5/16" tube, 1/8"NPT male, 1/4"NPT female
6	74348705	-	1	1	ELBOW ASSEMBLY (Restricted. Includes NUT and SLEEVE indented below)
	70918804	-	1	1	NUT, Imperial, 5/16" tube
	70918802	-	1	1	SLEEVE, Imperial, 5/16" tube
7	74349685	-	-	1	TUBE ASSEMBLY, front (Includes NUT and SLEEVE indented below)
	70917809	-	-	2	NUT, Imperial, 1/4" tube
	70918804	-	-	1	NUT, Imperial, 5/16" tube
	70917806	-	-	2	SLEEVE, Imperial, 1/4" tube
	70918802	-	-	1	SLEEVE, Imperial, 5/16" tube
	70919800	-	-	2	CONNECTOR, Imperial, 1/4" tube, 1/8"NPT male
8	74349686	-	-	1	TUBE ASSEMBLY, rear (Includes NUTS and SLEEVES indented below)
	70917809	-	-	1	NUT, Imperial, 1/4" tube
	70918804	-	-	2	NUT, Imperial, 5/16" tube
	70917806	-	-	1	SLEEVE, Imperial, 1/4" tube
	70918802	-	-	2	SLEEVE, Imperial, 5/16" tube
	70919800	-	-	1	CONNECTOR, Imperial, 1/4" tube, 1/8"NPT male
	70921143	-	-	1	CONNECTOR, Imperial, 5/16" tube, 1/8"NPT male
9	74349644	-	-	1	TUBE ASSEMBLY, manifold tubes to filter (Includes NUTS and SLEEVES indented below)
	70918804	-	-	2	NUT, Imperial, 5/16" tube
	70918802	-	-	2	SLEEVE, Imperial, 5/16" tube
	70919798	-	-	1	TEE, union, Imperial, 5/16" tube
	70920548	-	-	1	CONNECTOR, Imperial, 5/16" tube, 1/4"NPT male

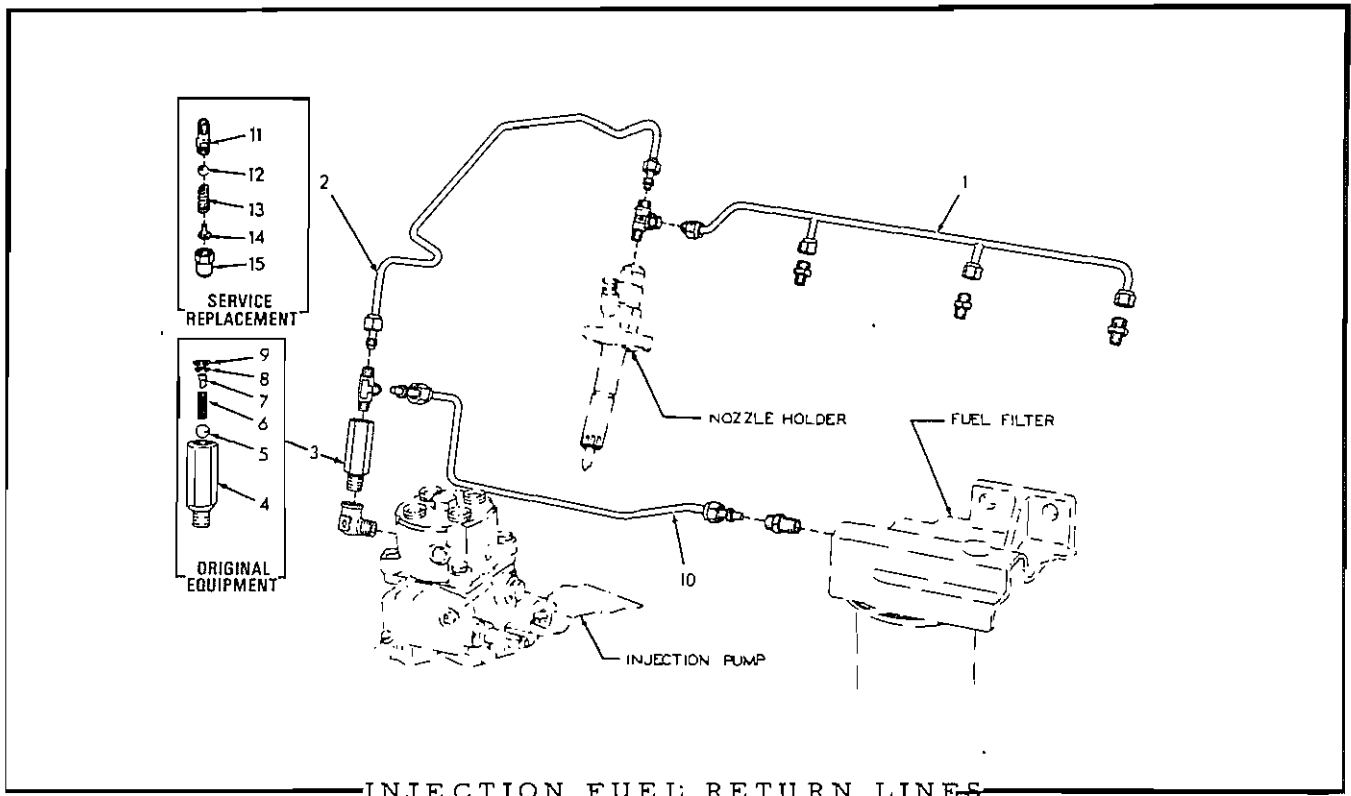


INJECTION FUEL RETURN LINES

T-24181

USAGE: Engines prior to serial No. 6-14912

ITEM	PART NO.	QTY.	DESCRIPTION
1	74349927	1	MANIFOLD ASSEMBLY (Includes NUTS and SLEEVES indented below)
	70917809	4	NUT, Imperial, 1/4" tube
	70917806	4	SLEEVE, Imperial, 1/4" tube
	70919800	3	CONNECTOR, Imperial, 1/4" tube, 1/8"NPT male
	70920411	1	TEE, Imperial, 1/4" tube, 1/8"NPT end
2	74349931	1	TUBE ASSEMBLY, manifold to relief valve (Includes NUTS and SLEEVES indented below)
	70917806	2	SLEEVE, Imperial, 1/4" tube
	70917809	2	NUT, Imperial, 1/4" tube
	70919040	1	ELBOW, Imperial, 1/4" tube, 1/8"NPT male
3	74515304	1	VALVE ASSEMBLY, pressure relief (Consists of items 4 thru 7)
	70914588	1	ELBOW, street, brass, 90°, 1/4"NPT
4	-----	1	BODY, relief valve (Not serviced separately)
	70901651	1	PLUG, pipe, 1/8"NPT (Not used)
5	74041015	1	VALVE, pressure relief
6	74050685	1	SPRING, pressure relief valve
7	74051304	1	SCREW, pressure relief valve
8	74337028	1	TUBE ASSEMBLY, relief valve to filter (Includes NUTS and SLEEVES indented below)
	70917806	2	SLEEVE, Imperial, 1/4" tube
	70917809	2	NUT, Imperial, 1/4" tube
	70920242	1	CONNECTOR, Imperial, 1/4" tube, 1/4"NPT male
	70919481	1	ELBOW, Imperial, 1/4" tube, 1/4"NPT male



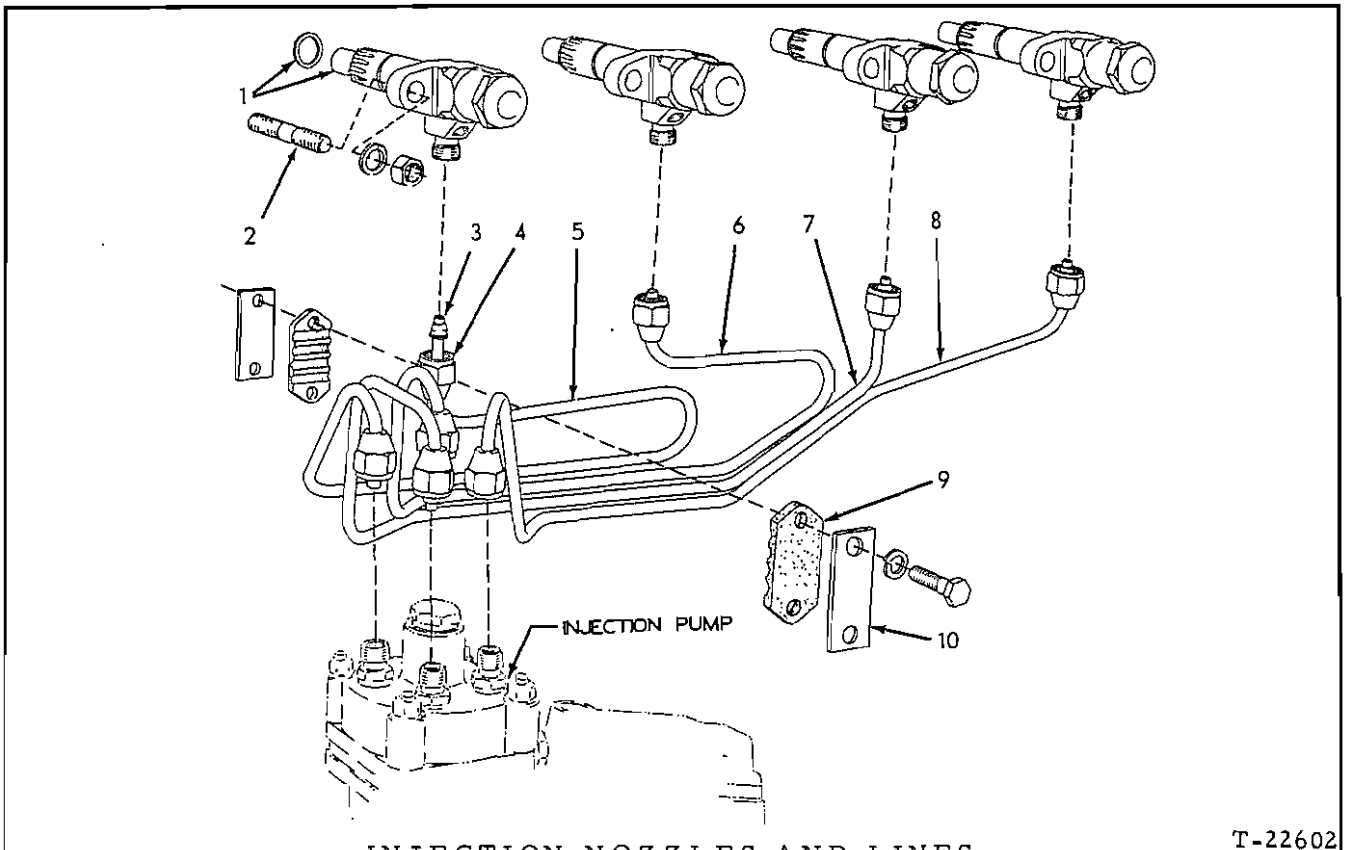
USAGE: Engines serial No. 6-14912 and up

ITEM	PART NO.	QTY.	DESCRIPTION
1	74349927	1	MANIFOLD ASSEMBLY (Includes NUTS and SLEEVES indented below)
	70917809	4	NUT, Imperial, 1/4" tube
	70917806	4	SLEEVE, Imperial, 1/4" tube
	70919800	3	CONNECTOR, Imperial, 1/4" tube, 1/8"NPT male
	70920411	1	TEE, Imperial, 1/4" tube, 1/8"NPT end
2	74337194	1	TUBE ASSEMBLY, manifold to relief valve (Includes NUTS and SLEEVES indented below)(Used prior to engine #6-20328)
	74338564	1	TUBE ASSEMBLY, manifold to relief valve (Includes NUTS and SLEEVES indented below)(Effective with engine #6-20328)
	70917806	2	SLEEVE, Imperial, 1/4" tube
	70917809	2	NUT, Imperial, 1/4" tube
	70921378	1	TEE, Imperial, 1/4" tube, 1/4"NPT male
3	74337015	1	VALVE ASSEMBLY, pressure relief (Consists of items 4 thru 9)
	70914588	1	ELBOW, street, brass, 90°, 1/4"NPT
4	-----	1	BODY, relief valve (Not serviced separately)
5	74337022	1	BALL, relief valve
6	74337023	1	SPRING, relief valve
7	74337019	1	STOP, relief valve
8	74255017	1	E-RING, relief valve stop
9	74255020	1	RING, snap, relief valve

(Continued)

INJECTION FUEL RETURN LINES (Continued)

ITEM	PART NO.	QTY.	DESCRIPTION
10	74337193	1	TUBE ASSEMBLY, relief valve to filter (Includes NUTS and SLEEVES indented below)(Used prior to tractor #15791)
	74338483	1	TUBE ASSEMBLY, relief valve to filter (Includes NUTS and SLEEVES indented below)(Effective with tractor #15791)
	70917806	2	SLEEVE, Imperial, 1/4" tube
	70917809	2	NUT, Imperial, 1/4" tube
	70920242	1	CONNECTOR, Imperial, 1/4" tube, 1/4"NPT male



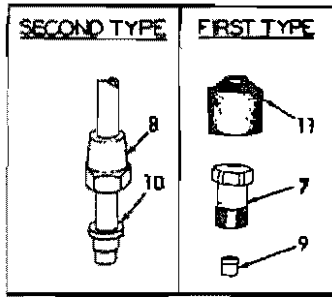
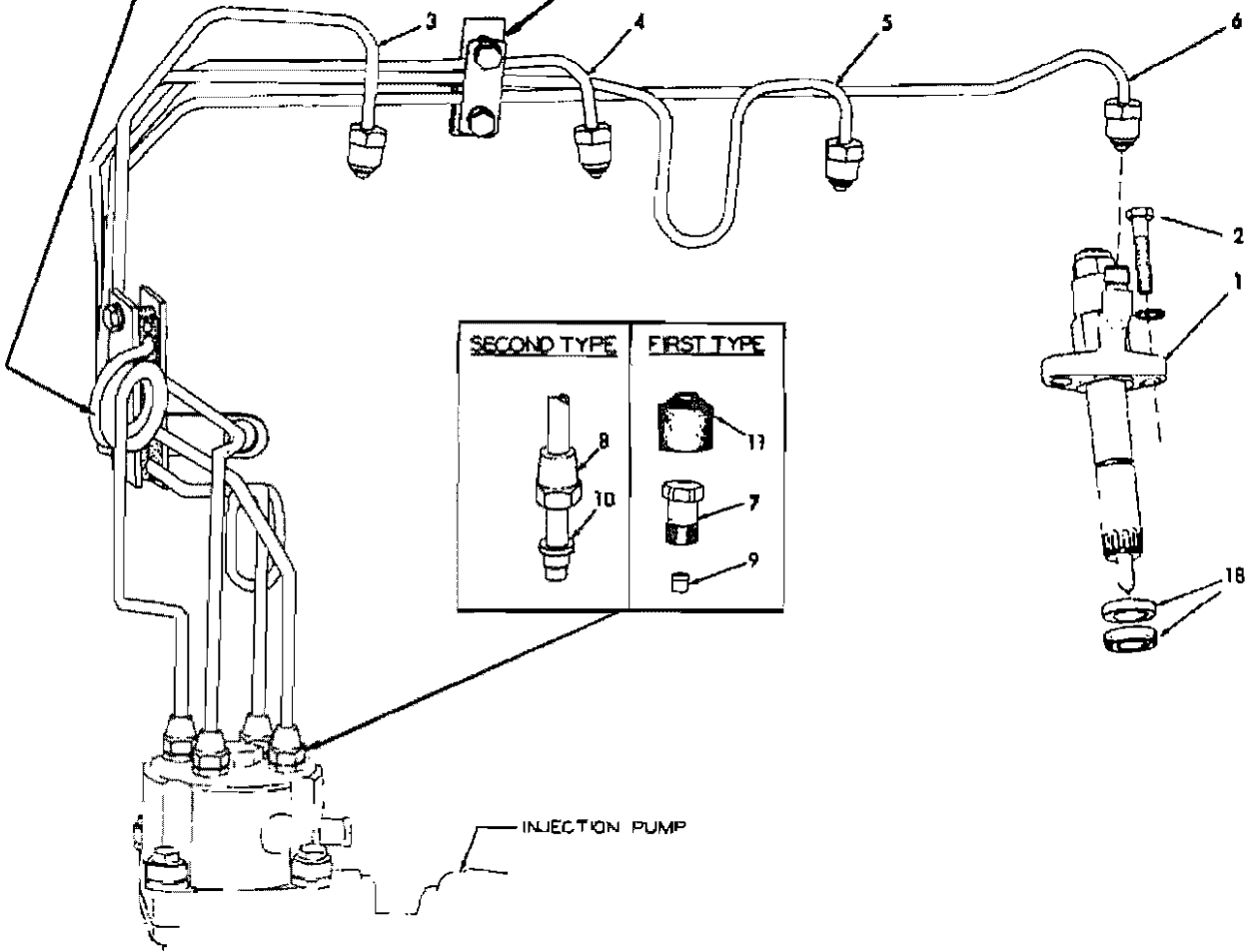
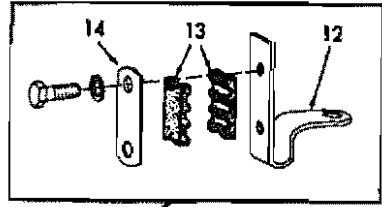
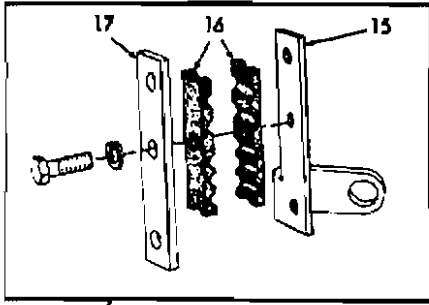
INJECTION NOZZLES AND LINES

T-22602

USAGE: Loaders prior to S/N 13322

ITEM PART NO. QTY. DESCRIPTION

1	74346227	4	HOLDER ASSEMBLY, injection nozzle (See page 118 for parts) (Used on all engines except serial Nos. 6-10284 thru 6-10369 and Nos. 6-10457 thru 6-10488)
	74378055	4	HOLDER ASSEMBLY, injection nozzle (See page 119 for parts) (Used only on engines serial No. 6-10284 thru 6-10369 and 6-10457 thru 6-10488. Order HOLDER ASSEMBLY 4346227)
2	74335573	8	STUD, injection nozzle holder
	70904206	8	LOCKWASHER, 3/8"
	70910123	8	NUT, 3/8"NF
3	74501149	8	SLEEVE, fuel injection line
4	74504409	8	NUT, fuel injection line
5	74348175	1	LINE, fuel injection (#1 cylinder)
6	74348176	1	LINE, fuel injection (#2 cylinder)
7	74348177	1	LINE, fuel injection (#3 cylinder)
8	74348178	1	LINE, fuel injection (#4 cylinder)
9	74507360	2	SPACER, fuel injection lines (half only)
10	74507416	2	PLATE, fuel injection line spacer
	70915857	2	CAPSCREW, 5/16"NC x 1-3/8"
	70904205	2	LOCKWASHER, 5/16"



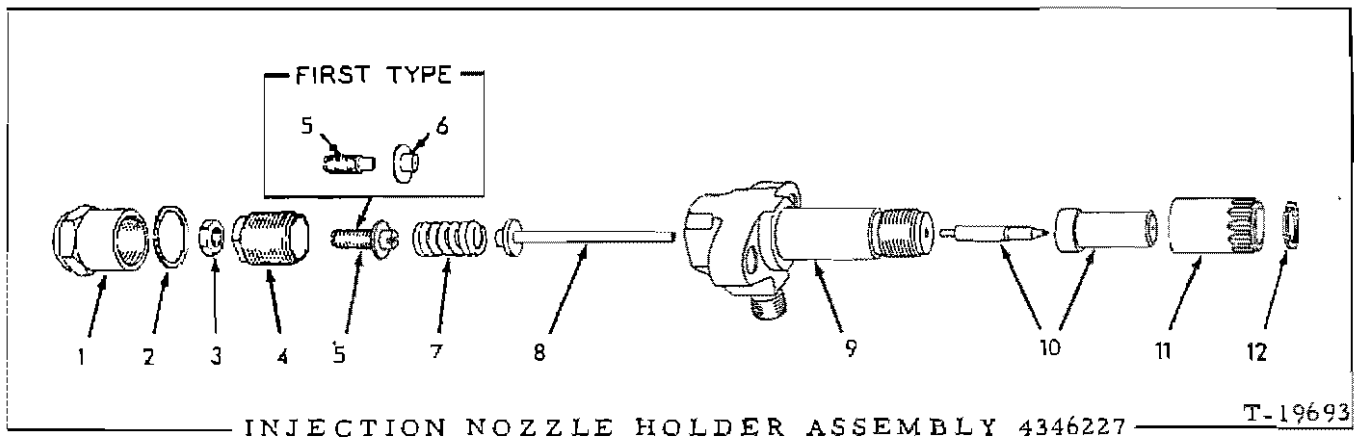
INJECTION NOZZLES AND LINES

USAGE: Loader S/N 13322 and up

* Engines prior to serial No. 6-15572
 ** Engines serial No. 6-15572 thru 6-20327
 *** Engines serial No. 6-20328 and up

ITEM	PART NO.	QUANTITY			DESCRIPTION
		*	**	***	
1	74336566	4	4	-	HOLDER ASSEMBLY, injection nozzle (See page 120 for parts) (Used prior to engine #6-15383. Order HOLDER ASSEMBLY 4380654)
	74380654	4	4	4	HOLDER ASSEMBLY, injection nozzle (See page 121 for parts) (Effective with engine #6-15383)
2	-----	8	8	8	STUD, injection nozzle holder (Used prior to engine #6-24654. Order CAPSCREW 903632)
	70910123	8	8	8	NUT, 3/8"NF
	70904206	8	8	8	LOCKWASHER, 3/8"
	70903632	-	-	8	CAPSCREW, 3/8"NC x 1-1/2" (Effective with engine #6-24654)
3	70904206	-	-	8	LOCKWASHER, 3/8"
	-----	1	-	-	TUBE ASSEMBLY, fuel injection (#1 cylinder) (See NOTE)
	74337799	-	1	-	TUBE ASSEMBLY, fuel injection (#1 cylinder)
4	74338560	-	-	1	TUBE ASSEMBLY, fuel injection (#1 cylinder)
	-----	1	-	-	TUBE ASSEMBLY, fuel injection (#2 cylinder) (See NOTE)
	74337800	-	1	-	TUBE ASSEMBLY, fuel injection (#2 cylinder)
5	74338561	-	-	1	TUBE ASSEMBLY, fuel injection (#2 cylinder)
	-----	1	-	-	TUBE ASSEMBLY, fuel injection (#3 cylinder) (See NOTE)
	74337801	-	1	-	TUBE ASSEMBLY, fuel injection (#3 cylinder)
6	74338562	-	-	1	TUBE ASSEMBLY, fuel injection (#3 cylinder)
	-----	1	-	-	TUBE ASSEMBLY, fuel injection (#4 cylinder) (See NOTE)
	74337802	-	1	-	TUBE ASSEMBLY, fuel injection (#4 cylinder)
	74338563	-	-	1	TUBE ASSEMBLY, fuel injection (#4 cylinder)
7	74052555	4	-	-	FITTING, injection tube, lower end
8	74504409	-	4	4	NUT, injection tube, lower end
9	74052556	4	-	-	SLEEVE, injection tube, lower end
10	74501149	-	4	4	SLEEVE, injection tube, lower end
11	74053156	4	-	-	CAP, injection tube fitting (rubber)
12	74349934	1	1	1	BRACKET, tube supporting, upper
13	74336742	2	2	2	SPACER, injection tubes (3 grooves)
14	74336776	1	1	1	PLATE, upper tube supporting bracket
	70920622	2	2	2	CAPSCREW, 5/16"NF x 1"
	70904205	2	2	2	LOCKWASHER, 5/16"
15	74338287	1	1	-	BRACKET, tube supporting, lower
	74338566	-	-	1	BRACKET, tube supporting, lower
16	74336532	2	2	2	SPACER, injection tubes (5 grooves)
17	74336531	1	1	1	PLATE, lower tube supporting bracket
	70920622	3	3	3	CAPSCREW, 5/16"NF x 1"
	70904205	3	3	3	LOCKWASHER, 5/16"
18	74025385	8	8	8	SHIELD, dirt, nozzle holder

NOTE: Each Tube Assembly listed above includes Nut and Sleeve for the upper end. Where part number is not listed, order the corresponding Tube Assembly of later design and include with each 1 SLEEVE 4501149, 1 SLEEVE 4054096, 1 NUT 4504409 and 1 Fitting 4054095.



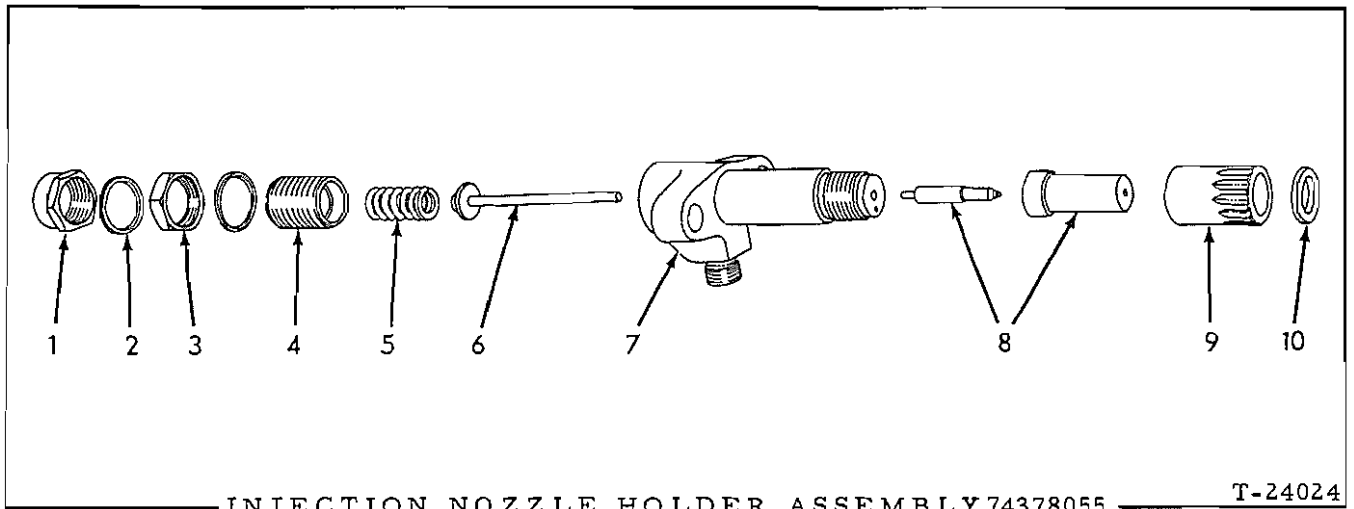
USAGE: See page 115

ITEM PART NO. QTY. DESCRIPTION

NOTE: Quantities indicated below are for one (1) Nozzle Assembly only.

1	74040099	1	CAP, nozzle holder
2	74372113	1	GASKET, nozzle holder cap
3	74040098	1	NUT, nozzle holder screw
4	74040096	1	NUT, nozzle holder spring
5	74040097	1	SCREW, nozzle holder spring (First type)(Order SCREW 4047538)
	74047538	1	SCREW, nozzle holder spring (Second type)
6	74040095	1	SEAT, nozzle holder spring (Used with SCREW 4040097 only)(Order SCREW 4047538)
7	74371121	1	SPRING, nozzle holder
8	74040552	1	SPINDLE, nozzle holder
9	-----	1	BODY, nozzle holder (Not serviced separately)
10	74380445	1	NOZZLE ASSEMBLY, injection (1 body and 1 valve)
11	74511217	1	NUT, injection nozzle
12	74511204	1	<input type="checkbox"/> GASKET, injection nozzle holder

Also see PACKAGED PARTS

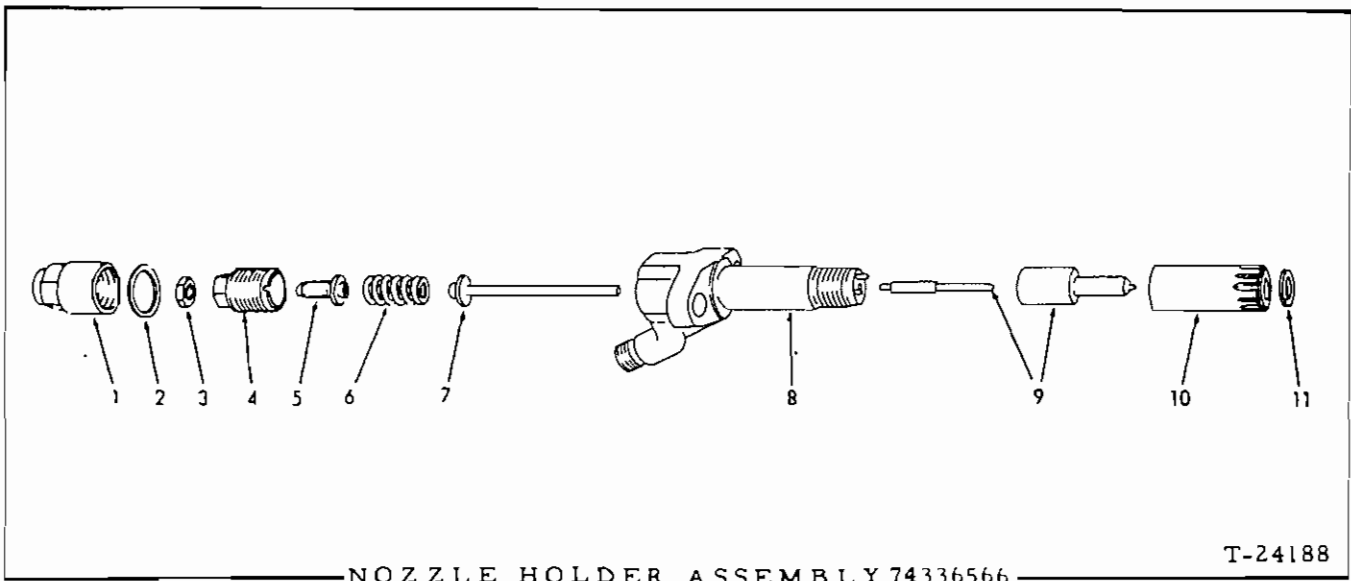


USAGE: See page 115

ITEM	PART NO.	QTY.	DESCRIPTION
------	----------	------	-------------

NOTE: Quantities indicated are for one (1) Nozzle Assembly only.

1	74511215	1	NUT, nozzle holder
2	74511243	2	GASKET, nozzle holder nut
3	74511213	1	LOCKNUT, nozzle holder screw
4	74511214	1	SCREW, nozzle holder spring
5	74380652	1	SPRING, nozzle holder
6	-----	1	SPINDLE, nozzle holder (Not serviced separately)
7	-----	1	BODY, nozzle holder (Not serviced separately)
8	74380445	1	NOZZLE ASSEMBLY, injection (Consists of 1 body, 1 valve and item 10)
9	74511217	1	NUT, injection nozzle
10	74511204	1	GASKET, injection nozzle holder

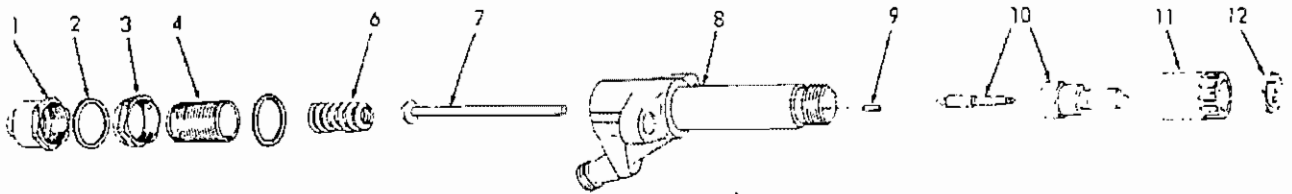


USAGE: See page 117

ITEM PART NO. QTY. DESCRIPTION

NOTE: Quantities indicated are for one (1) assembly only

1	74052715	1	CAP, protecting
2	74049282	1	GASKET, protecting cap
3	74050523	1	NUT, adjusting screw
4	74050520	1	NUT, spindle retaining
5	74051839	1	SCREW, adjusting
6	74050519	1	SPRING, nozzle spindle
7	74052714	1	SPINDLE ASSEMBLY (Serviced only as a unit)
8	-----	1	BODY (Not serviced separately)
9	74380685	1	NOZZLE ASSEMBLY, injection (Includes item 11)
10	74050516	1	NUT, nozzle retaining
11	74378031	1	□ GASKET, nozzle holder



T-33500

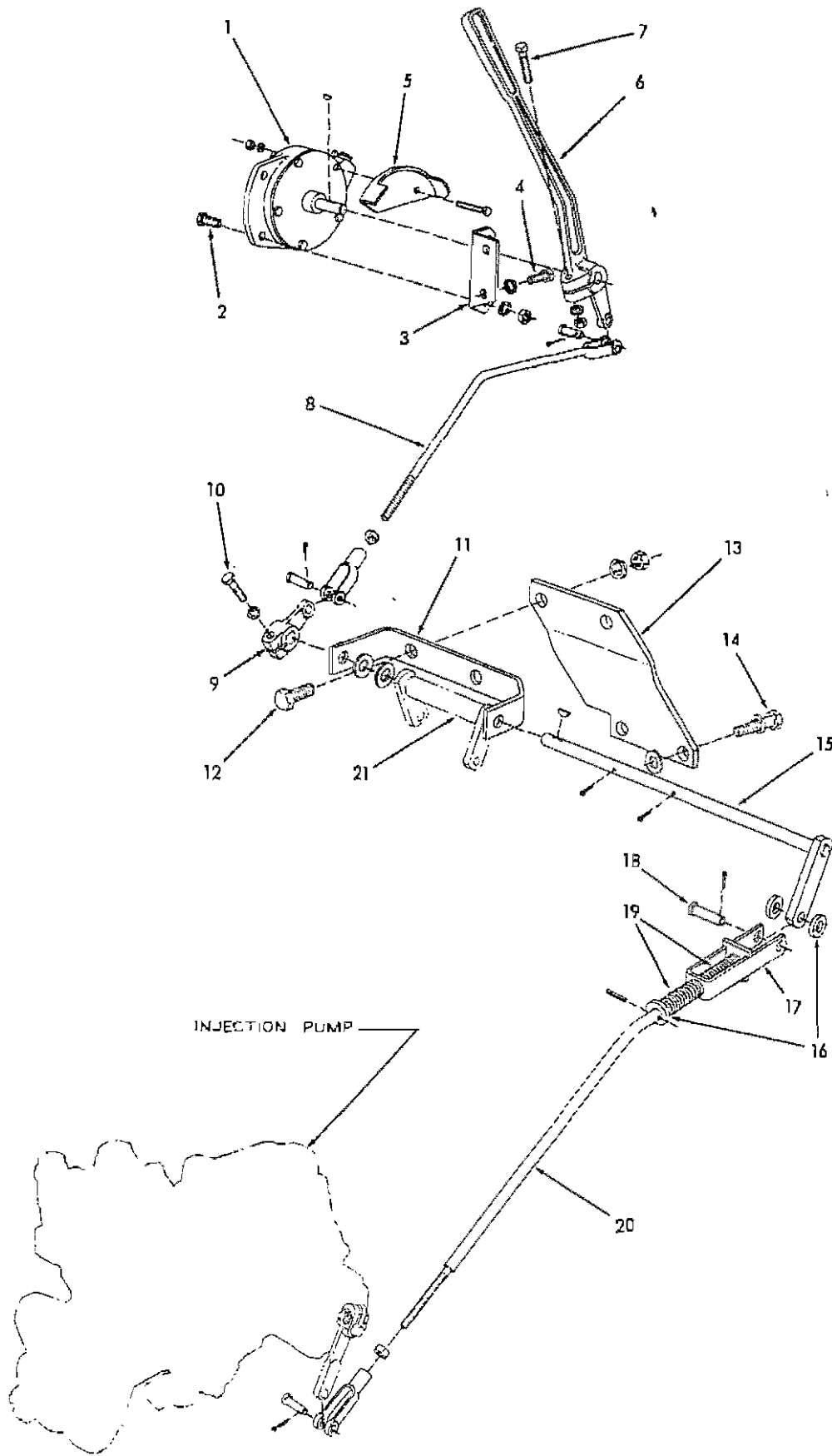
NOZZLE HOLDER ASSEMBLIES 74380654,
74359367, 74320695 and 74320827

USAGE: (Service replacements)(See page 117)(Items 1 thru 8, 11 and 12 are common to the Holder Assemblies listed above.

ITEM PART NO. QTY. DESCRIPTION

NOTE: Quantities indicated below are for one (1)
Holder Assembly only.

1	74378032	1	CAP, protecting	
2	74511243	2	GASKET, cap nut	
3	74511213	1	NUT, locking	
4	74378033	1	SCREW, adjusting	
6	74380652	1	SPRING	
7	74380656	1	SPINDLE	
8	-----	1	BODY (Not serviced separately)	
9	74359368	2	PIN (Used in HOLDER 74380654)	
	74025149	2	PIN (Used in HOLDERS 74359369, 74320695 and 74320827)	
10	74359292	1	NOZZLE ASSY. (For HOLDERS 74380654 and 74359369) (For HOLDER 74380654 also order 2 PIN 74025149)	} Include item 12
	74320826	1	NOZZLE ASSY. (For HOLDERS 74320695 and 74320827)	
11	74380662	1	NUT, nozzle retaining	
12	74378031	1	GASKET, nozzle holder	



INJECTION PUMP

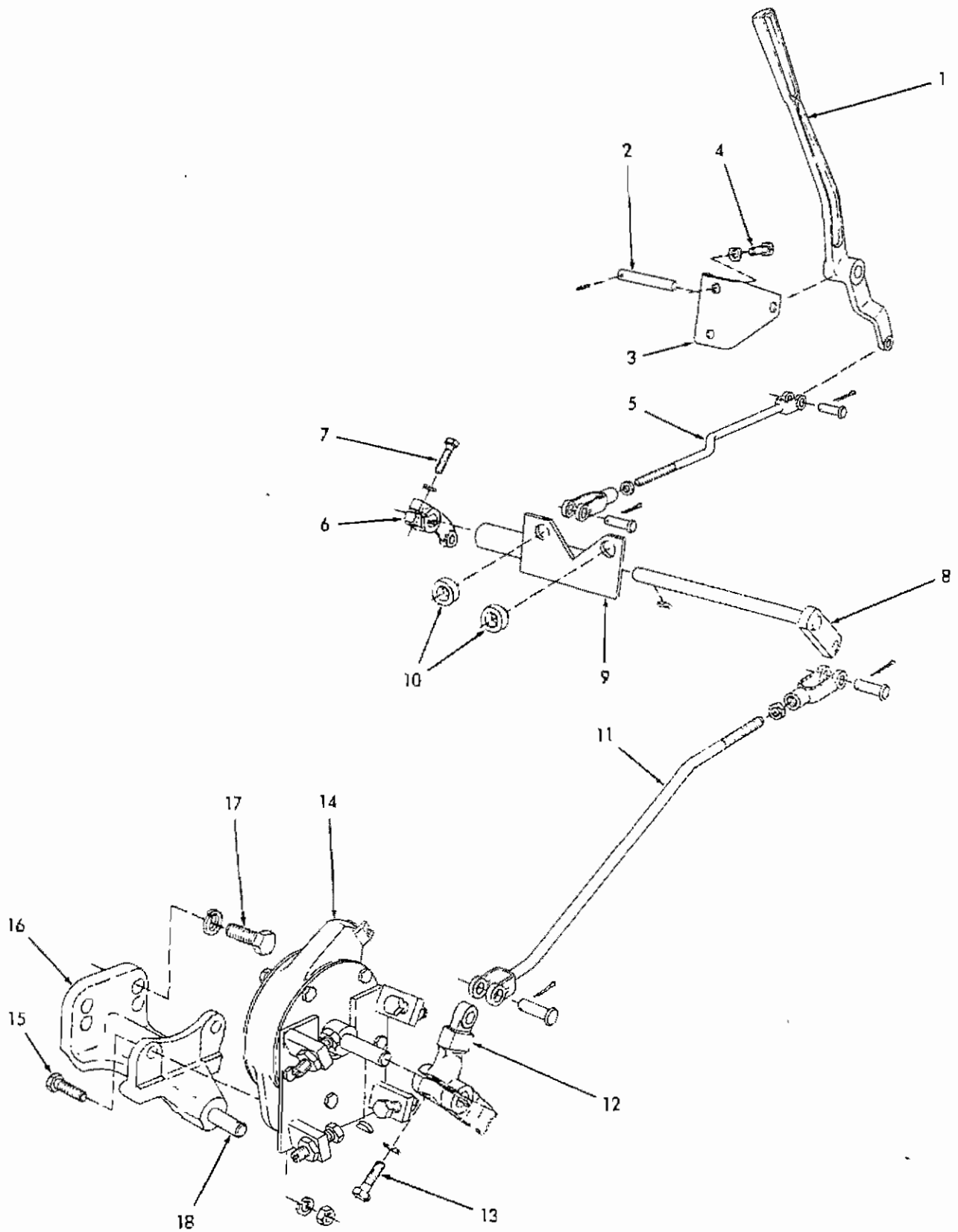
THROTTLE CONTROL (First type)

T-17444

THROTTLE CONTROL

USAGE: Tractors prior to serial No. 9157.

ITEM	PART NO.	QTY.	DESCRIPTION
1	70068871	1	THROTTLE ASSEMBLY (See page 146 for parts)
2	70036034	2	CAPSCREW, 3/8"NF x 1"
	70904206	2	LOCKWASHER, 3/8"
	70911041	2	NUT, 3/8"NF
3	70085963	1	BRACKET, throttle mounting
4	70036034	2	CAPSCREW, 3/8"NF x 1"
	70904206	2	LOCKWASHER, 3/8"
5	70088464	1	BRACKET, throttle lever stop
	70916933	2	CAPSCREW, 1/4"NF x 2"
	70904204	2	LOCKWASHER, 1/4"
	70911040	2	NUT, 1/4"NF
6	70088449	1	LEVER, operating
	70905121	1	KEY, #5 woodruff, 1/8" x 5/8"
7	70041981	1	CAPSCREW, 5/16"NF x 1-1/2"
	70904205	1	LOCKWASHER, 5/16"
	70913636	1	NUT, 5/16"NF
8	70088480	1	ROD, rear
	70911041	1	NUT, 3/8"NF
	70628736	1	YOKE, rod end, adjustable, 3/8"NF
	70078810	2	PIN, yoke, 3/8" diam.
	70900942	2	PIN, cotter, 3/32" x 5/8"
9	70040517	1	LEVER, throttle cross shaft
	70905121	1	KEY, #5 woodruff, 1/8" x 5/8"
10	70037450	1	CAPSCREW, 5/16"NC x 1-1/4"
	70904205	1	LOCKWASHER, 5/16"
11	70088445	1	BRACKET, cross shaft
12	70070469	2	CAPSCREW, 1/2"NF x 1-1/4"
	70904208	2	LOCKWASHER, 1/2"
	70911043	2	NUT, 1/2"NF
13	70088444	1	PLATE, supporting, cross shaft bracket
	70910244	2	WASHER, plain, SAE std., 1/2"
14	-----	2	CAPSCREW (See ENGINE AND MOUNTING)
15	70088494	1	SHAFT, cross
	70910244	3	WASHER, plain, SAE std., 1/2"
	70910967	2	PIN, cotter, 1/8" x 7/8"
16	70044973	3	WASHER, front rod
17	70078967	1	YOKE, front rod, rear end
18	70082875	1	PIN, front rod rear yoke
	70900942	1	PIN, cotter, 3/32" x 5/8"
19	70035910	2	SPRING, front rod
20	70088367	1	ROD, front
	70911040	1	NUT, 1/4"NF
	70628737	1	YOKE, rod end, adjustable, 1/4"NF
	70628738	1	PIN, yoke, 1/4" diam.
	70900970	1	PIN, cotter, 1/16" x 1/2"
	70916202	1	PIN, roll, 1/8" x 7/8"
21	-----	-	LEVER (See ENGINE SHUT-OFF CONTROL)



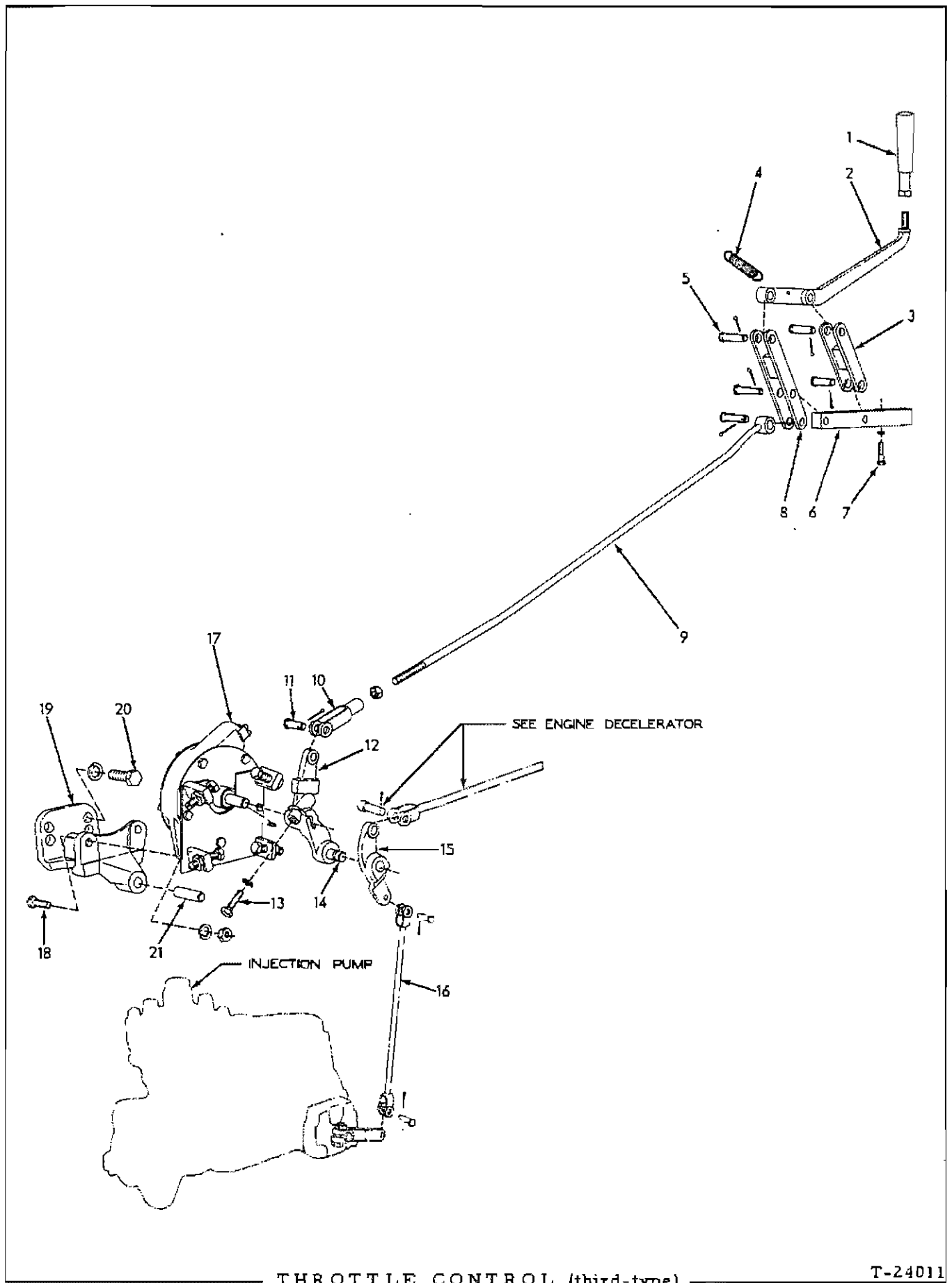
THROTTLE CONTROL (Second type)

T-19583

THROTTLE CONTROL

USAGE: Tractors serial No. 9157 thru 11093.

ITEM	PART NO.	QTY.	DESCRIPTION
1	70094996	1	LEVER, operating
2	70095435	1	SHAFT, operating lever
	70918111	1	PIN, roll, 1/8" x 1"
3	70094993	1	BRACKET, operating lever
4	70036032	2	CAPSCREW, 3/8"NF x 3/4"
	70904206	2	LOCKWASHER, 3/8"
5	70094995	1	ROD, rear
	70911041	1	NUT, 3/8"NF
	70628736	1	YOKE, rod end, adjustable, 3/8"NF
	70078810	2	PIN, yoke, 3/8" diam.
	70900942	2	PIN, cotter, 3/32" x 5/8"
6	70055416	1	LEVER, rear rod
	70905121	1	KEY, #5 woodruff, 1/8" x 5/8"
7	70037450	1	CAPSCREW, 5/16"NC x 1-1/4"
	70904205	1	LOCKWASHER, 5/16"
8	70094309	1	SHAFT, cross
9	70098151	1	BRACKET, cross shaft
10	70050679	2	SPACER, cross shaft bracket
11	70094284	1	ROD, front
	70911041	1	NUT, 3/8"NF
	70628736	1	YOKE, rod end, adjustable, 3/8"NF
	70078810	2	PIN, yoke, 3/8" diam.
	70900942	2	PIN, cotter, 3/32" x 5/8"
12	-----	1	BELLCRANK (See THROTTLE DECELERATOR)
	70905121	1	KEY, #5 woodruff, 1/8" x 5/8"
13	70045295	1	CAPSCREW, 5/16"NC x 1"
	70904205	1	LOCKWASHER, 5/16"
14	70095536	1	THROTTLE ASSEMBLY (See page 146 for parts)
15	70012992	2	CAPSCREW, 3/8"NF x 1-1/4"
	70904206	2	LOCKWASHER, 3/8"
	70911041	2	NUT, 3/8"NF
16	70094997	1	BRACKET ASSEMBLY, throttle supporting (Includes item 18)
17	70035733	2	CAPSCREW, 1/2"NC x 1-3/8"
	70904208	2	LOCKWASHER, 1/2"
18	70094998	1	PIN, throttle bracket



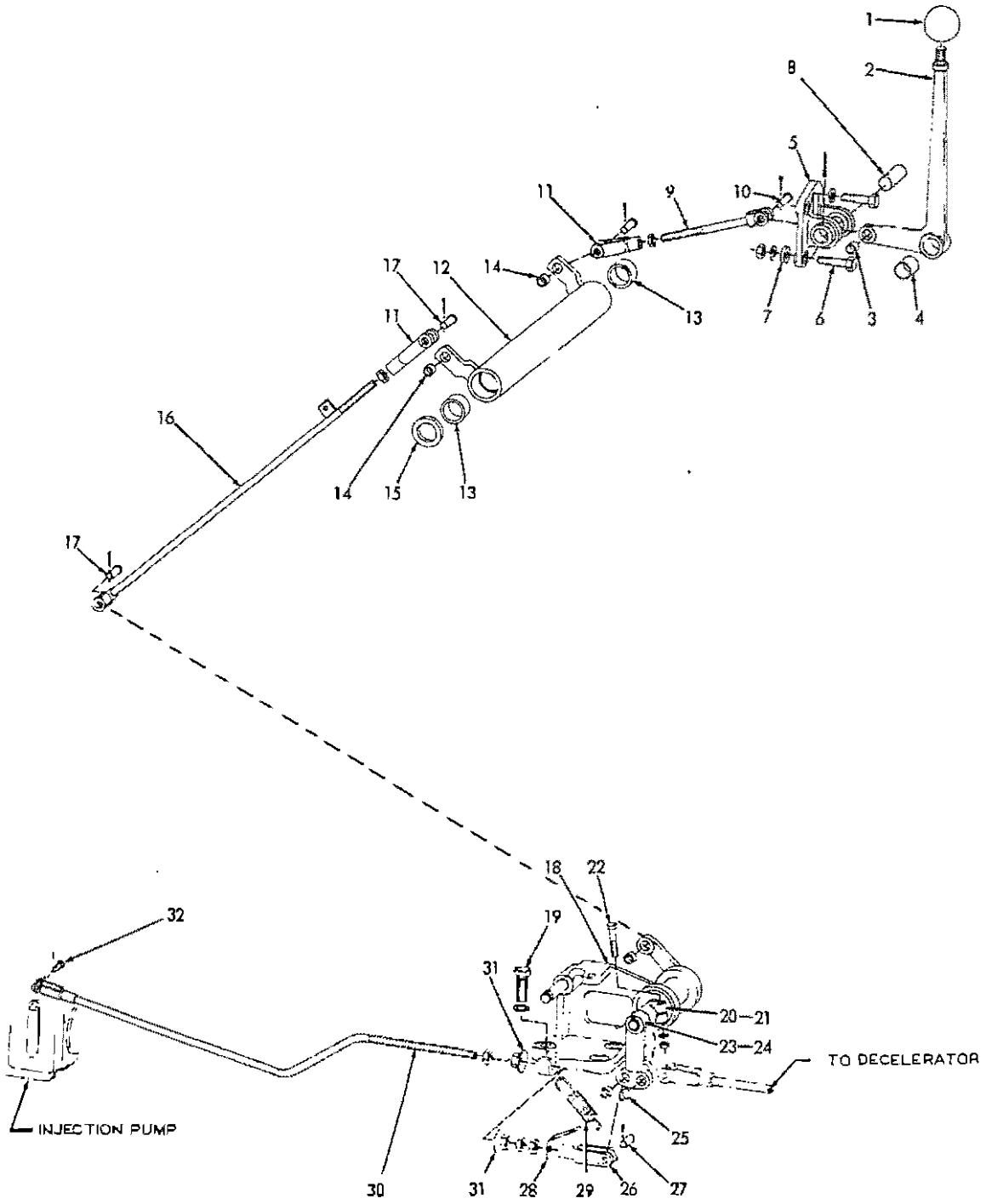
THROTTLE CONTROL (third-type)

T-24011

THROTTLE CONTROL

USAGE: Tractors serial No. 11094 thru 15790

ITEM	PART NO.	QTY.	DESCRIPTION
1	70078620	1	GRIP, throttle lever
2	70097667	1	LEVER, throttle operating
3	70098021	1	LINK, throttle lever
4	70605603	1	SPRING, throttle lever
5	70098813	5	PIN, throttle lever
	70910967	5	PIN, cotter, 1/8" x 7/8"
6	70098019	1	BAR, supporting, throttle lever
7	70035336	2	CAPSCREW, 3/8"NF x 1-3/4"
	70904206	2	LOCKWASHER, 3/8"
8	70098023	1	LEVER, connecting
9	70098690	1	ROD, control
	70911041	1	NUT, 3/8"NF
10	70628736	1	YOKE, control rod
11	70078810	1	PIN, control rod yoke
	70900942	1	PIN, cotter, 3/32" x 5/8"
12	70095555	1	BELLCRANK ASSEMBLY, throttle (Includes item 14)
13	70045295	1	CAPSCREW, 5/16"NC x 1"
	70904205	1	LOCKWASHER, 5/16"
14	70096258	1	PIN, bellcrank
15	-----	1	BELLCRANK (See ENGINE DECELERATOR)
16	-----	1	ROD (See ENGINE DECELERATOR)
17	70095536	1	THROTTLE ASSEMBLY (See page 146 for parts)
	70905121	1	KEY, #5 woodruff, 1/8" x 5/8"
18	70012992	2	CAPSCREW, 3/8"NF x 1-1/4"
	70904206	2	LOCKWASHER, 3/8"
	70911041	2	NUT, 3/8"NF
19	70094997	1	BRACKET ASSEMBLY, throttle supporting (Includes item 21)
20	70035733	2	CAPSCREW, 1/2"NC x 1-3/8"
	70904208	2	LOCKWASHER, 1/2"
21	70094998	1	PIN, throttle bracket



THROTTLE CONTROL (Fourth type)

THROTTLE CONTROL

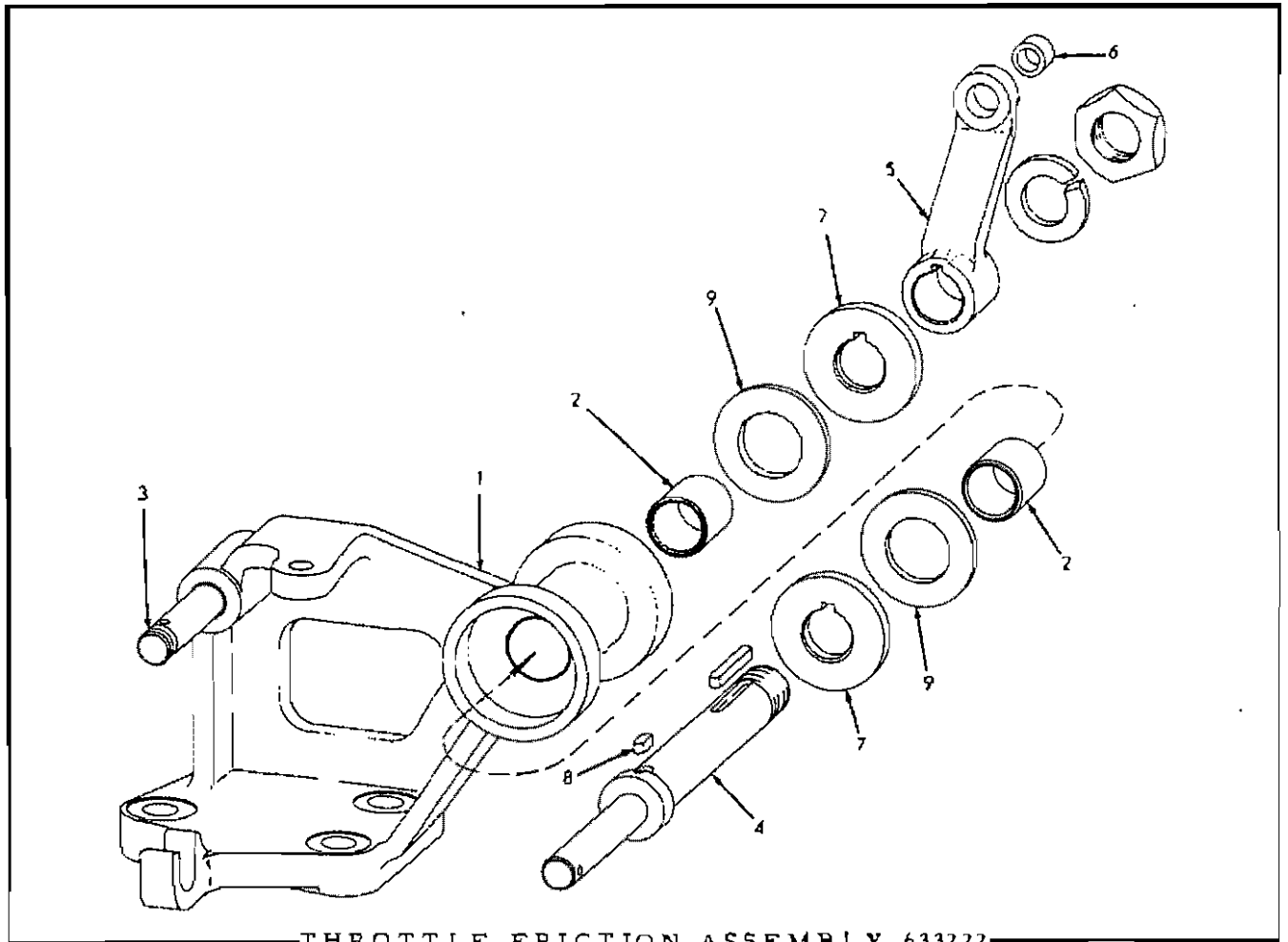
USAGE: Tractors serial No. 15791 and up

ITEM	PART NO.	QTY.	DESCRIPTION
1	70090020	1	KNOB, throttle lever
2	70633084	1	LEVER ASSEMBLY, throttle (Includes items 3 and 4)
3	70624584	1	BUSHING, operating lever (1/2"O. D.)
4	70628157	1	BUSHING, operating lever (7/8"O. D.)
5	70633221	1	BRACKET, lever mounting
6	70916383	2	CAPSCREW, 3/8"NF x 1-1/2"
	70904206	2	LOCKWASHER, 3/8"
7	70044973	1	WASHER, plain
	70911041	1	NUT, 3/8"NF
8	70633219	1	PIN, throttle lever
	70919761	1	PIN, spring, 1/8" x 1-1/4"
9	70637549	1	ROD, upper
	70911048	1	NUT, jam, 3/8"NF
10	70078810	2	PIN, yoke, upper rod
	70900942	2	PIN, cotter, 3/32" x 5/8"
11	70628736	2	YOKE, control rods
12	70633127	1	LEVER ASSEMBLY, cross (Includes items 13 and 14)
13	70647452	2	BUSHING, cross lever (1-1/4"O. D.)
14	70624584	2	BUSHING, cross lever (1/2"O. D.)
15	70076710	1	WASHER, lever spacing
16	70631652	1	ROD, intermediate
	70911048	1	NUT, jam, 3/8"NF
17	70078810	2	PIN, yoke, intermediate rod
	70900942	2	PIN, cotter, 3/32" x 5/8"
18	70633222	1	FRICITION ASSEMBLY, throttle (See page 131 for parts)
19	70035733	3	CAPSCREW, 1/2"NC x 1-3/8"
	70904208	3	LOCKWASHER, 1/2"
20	70633123	1	LEVER, throttle friction control
21	70632756	1	KEY, control lever
22	70916279	1	CAPSCREW, 5/16"NC x 1-1/2"
	70904205	1	LOCKWASHER, 5/16"
	70911025	1	NUT, 5/16"NC
23	70631496	1	LEVER ASSEMBLY, throttle, front (Includes items 24 and 25)
	70910244	1	WASHER, plain, SAE std., 1/2"
	70900806	1	PIN, cotter, 1/8" x 1"
24	70631476	1	BUSHING, throttle lever (7/8"long)
25	70624584	2	BUSHING, throttle lever (1/2"long)
26	70628736	1	YOKE, front rod

(Continued)

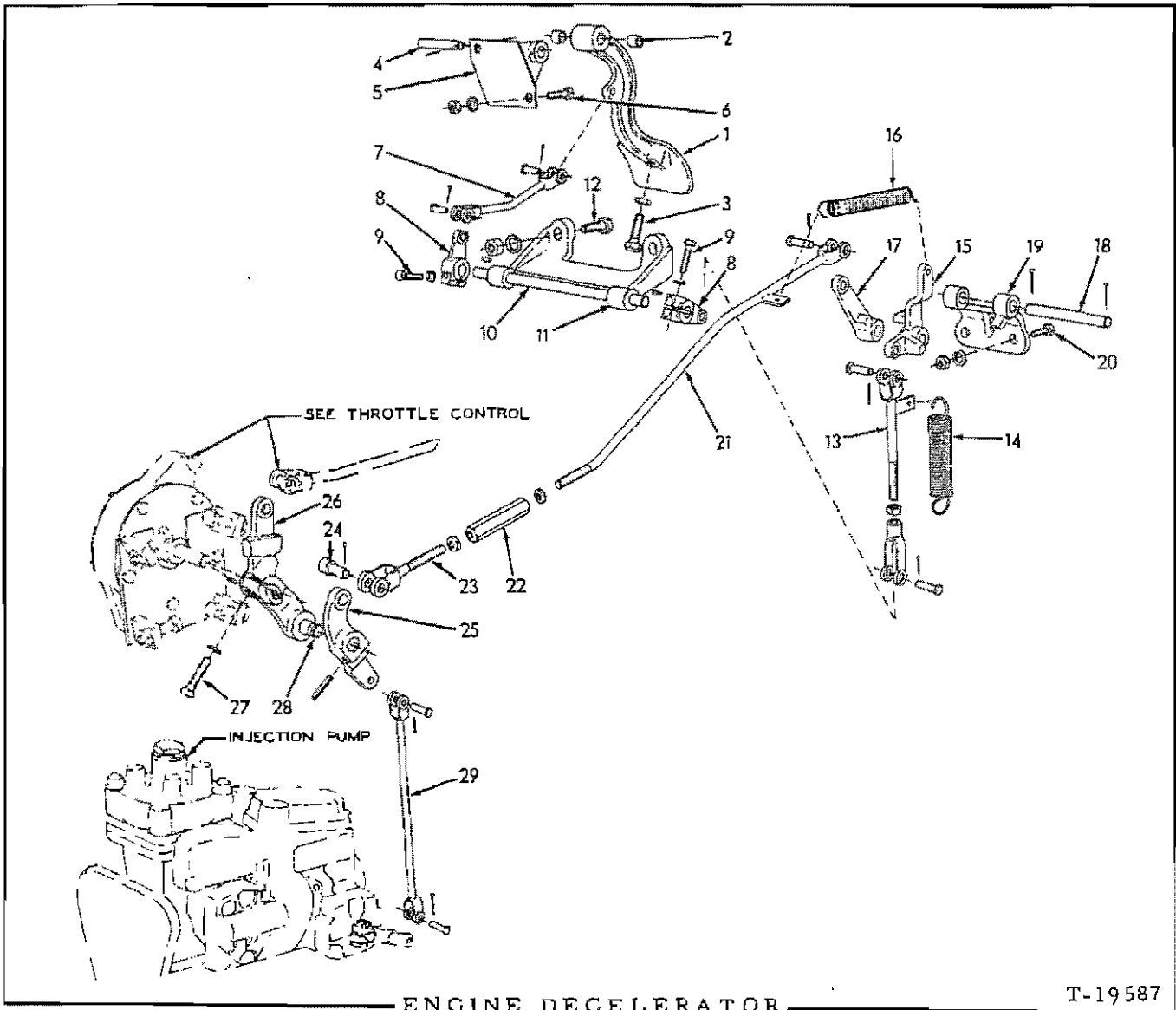
THROTTLE CONTROL (Continued)

ITEM	PART NO.	QTY.	DESCRIPTION
27	70078810	1	PIN, front rod yoke
	70900942	1	PIN, cotter, 3/32" x 5/8"
28	70633220	1	CLIP, retracting spring
29	70034253	1	SPRING, front rod
30	70639024	1	ROD, front
	70911048	3	NUT, jam, 3/8"NF
31	70633228	2	NUT, flange, front rod
32	70628738	1	PIN, front rod
	70900970	1	PIN, cotter, 1/16" x 1/2"



USAGE: See page 129

ITEM	PART NO.	QTY.	DESCRIPTION
1	633223	1	HOUSING ASSEMBLY (Includes items 2 and 3)
2	632752	2	BUSHING, housing
3	-----	1	SHAFT, shut-off lever (Order item 1)
4	633225	1	SHAFT, throttle levers
	914452	1	NUT, thin, elastic stop, 3/4"NF
	904369	1	LOCKWASHER, 3/4"
5	633122	1	LEVER ASSEMBLY, intermediate rod (Includes item 6)
	916024	1	KEY, straight, 3/16" x 3/16" x 1-1/4"
6	624584	1	BUSHING, intermediate rod lever
7	632710	2	WASHER, friction disc
8	632716	1	KEY, inner friction disc washer
9	632747	2	DISC, friction



ENGINE DECELERATOR

T-19587

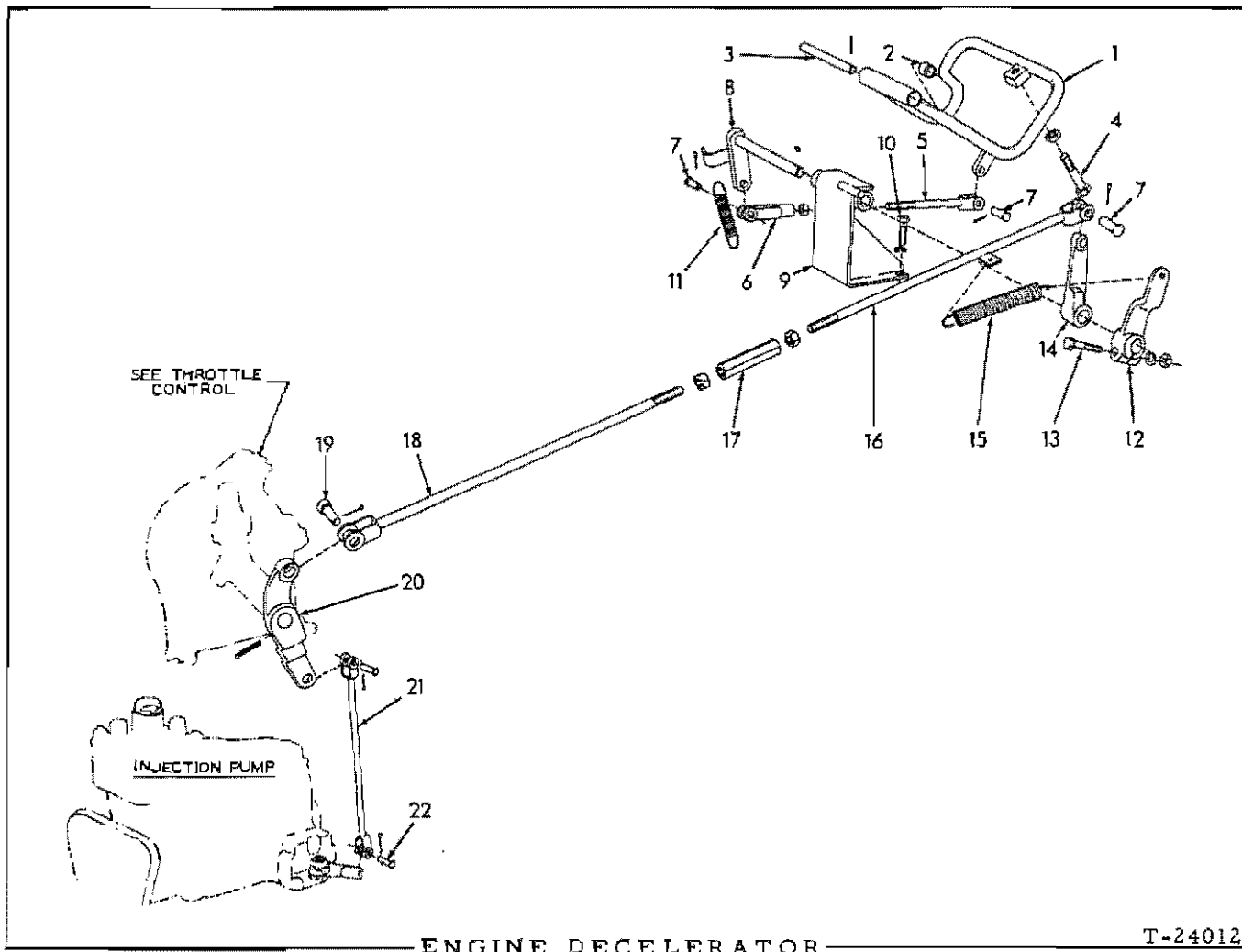
USAGE: Tractors serial No. 9157 thru 11093.

ITEM	PART NO.	QTY.	DESCRIPTION
1	70095374	1	PEDAL ASSEMBLY (Includes item 2)
2	70049988	2	BUSHING, pedal
3	70035733	1	CAPSCREW, pedal stop (1/2"NC x 1-3/8")
	70911035	1	NUT, jam, 1/2"NC
4	70095435	1	SHAFT, pedal
	70918111	1	PIN, roll, 1/8" x 1"
5	70095347	1	BRACKET, pedal shaft
6	70012992	2	CAPSCREW, 3/8"NF x 1-1/4"
	70904206	2	LOCKWASHER, 3/8"
	70911041	2	NUT, 3/8"NF

(Continued)

ENGINE DECELERATOR (Continued)

ITEM	PART NUMBER	QTY.	DESCRIPTION
7	70095321	1	ROD, pedal
	70078810	2	PIN, yoke, 3/8" diam.
	70900942	2	PIN, cotter, 3/32" x 5/8"
8	70040517	2	LEVER, cross shaft
	70905121	2	KEY, #5 woodruff, 1/8" x 5/8"
9	70037450	2	CAPSCREW, 5/16"NC x 1-1/4"
	70904205	2	LOCKWASHER, 5/16"
10	70095396	1	SHAFT, cross
11	70095399	1	BRACKET, cross shaft
12	70035018	2	CAPSCREW, 1/2"NF x 1-1/2"
	70904208	2	LOCKWASHER, 1/2"
	70911043	2	NUT, 1/2"NF
13	70095397	1	ROD, control
	70911041	1	NUT, 3/8"NF
	70628736	1	YOKE, rod end, adjustable, 3/8"NF
	70078810	2	PIN, yoke, 3/8" diam.
	70900942	2	PIN, cotter, 3/32" x 5/8"
14	70043881	1	SPRING, pedal retracting
15	70095500	1	BELLCRANK
16	70072438	1	SPRING, rod actuating
17	70095525	1	LEVER, control rod
18	70095402	1	SHAFT, bellcrank and lever
	70910967	2	PIN, cotter, 1/8" x 7/8"
19	70095417	1	BRACKET, shaft
20	70012992	2	CAPSCREW, 3/8"NF x 1-1/4"
	70904206	2	LOCKWASHER, 3/8"
	70911041	2	NUT, 3/8"NF
21	70095496	1	ROD, control
	70919763	1	NUT, 3/8"NF, left hand thread
	70078810	1	PIN, yoke, 3/8" diam.
	70900942	1	PIN, cotter, 3/32" x 5/8"
22	70095421	1	NUT, rod adjusting
23	70096191	1	ROD, control
	70911041	1	NUT, 3/8"NF
24	70083625	1	PIN, control rod
	70900942	1	PIN, cotter, 3/32" x 5/8"
25	70095213	1	BELLCRANK, control rod
	70916001	1	PIN, roll, 3/16" x 1"
26	70095555	1	BELLCRANK ASSEMBLY, throttle (Includes item 28)
	70905121	1	KEY, #5 woodruff, 1/8" x 5/8"
27	70045295	1	CAPSCREW, 5/16"NC x 1"
	70904205	1	LOCKWASHER, 5/16"
28	70096258	1	PIN, bellcrank
29	70094287	1	ROD, bellcrank to pump
	70628738	2	PIN, yoke, 1/4" diam.
	70900970	2	PIN, cotter, 1/16" x 1/2"



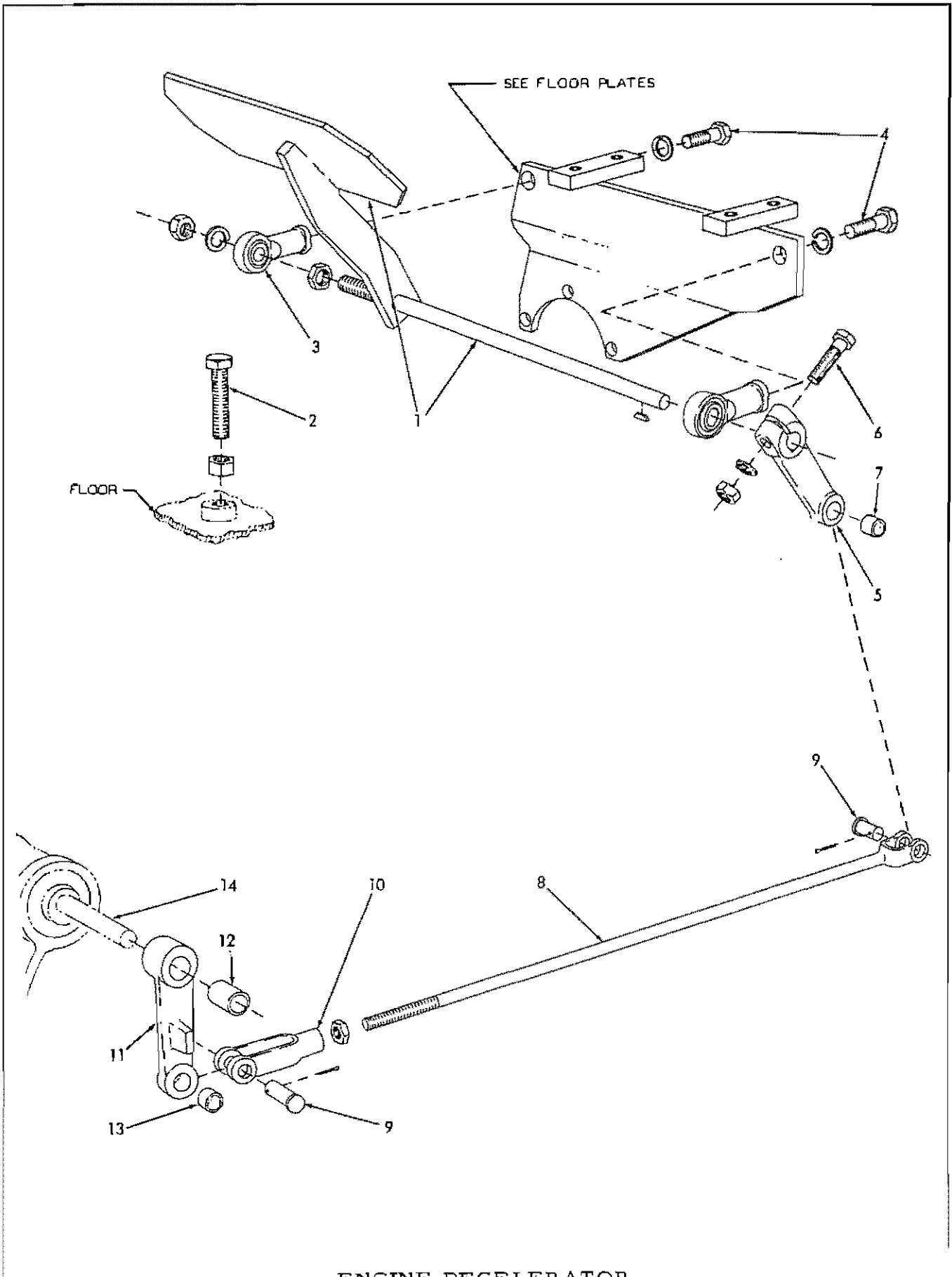
USAGE: Tractors serial No. 11094 thru 15790

ITEM	PART NO.	QTY.	DESCRIPTION
1	70098392	1	LEVER ASSEMBLY, pedal (Includes item 2)
2	70063222	2	BUSHING, pedal lever
3	70098389	1	SHAFT, pedal lever
	70918111	1	PIN, roll, 1/8" x 1"
4	70035068	1	CAPSCREW, pedal stop (1/2"NF x 2-1/4")
	70913830	1	NUT, jam, 1/2"NF
5	70637549	1	ROD, pedal lever
	70911041	1	NUT, 3/8"NF
6	70628736	1	YOKE, pedal lever rod
7	70078810	3	PIN, control rod yoke (3/8" diam.)
	70900942	3	PIN, cotter, 3/32" x 5/8"
8	70097647	1	SHAFT, cross
	70905121	1	KEY, #5 woodruff, 1/8" x 5/8"

(Continued)

ENGINE DECELERATOR (Continued)

ITEM	PART NO.	QTY.	DESCRIPTION
9	70097648	1	BRACKET, cross shaft
10	70012992	2	CAPSCREW, 3/8"NF x 1-1/4"
	70904206	2	LOCKWASHER, 3/8"
11	70605603	1	SPRING, cross shaft
12	70097646	1	LEVER, cross shaft
13	70041981	1	CAPSCREW, 5/16"NF x 1-1/2"
	70904205	1	LOCKWASHER, 5/16"
	70913636	1	NUT, 5/16"NF
14	70095525	1	LEVER, cross shaft
15	70072438	1	SPRING, cross shaft lever
16	70097670	1	ROD, control adjustment, rear
	70919763	1	NUT, 3/8"NF, left hand thread
17	70095421	1	NUT, control adjustment
18	70097668	1	ROD, control adjustment, front
	70911041	1	NUT, 3/8"NF
19	70083625	1	PIN, front control rod
	70900942	1	PIN, cotter, 3/32" x 5/8"
20	70095213	1	BELLCRANK, control rod
	70916001	1	PIN, roll, 3/16" x 1"
21	70094287	1	ROD, bellcrank to pump
22	70628738	2	PIN, bellcrank rod (1/4" diam.)
	70900970	2	PIN, cotter, 1/16" x 1/2"

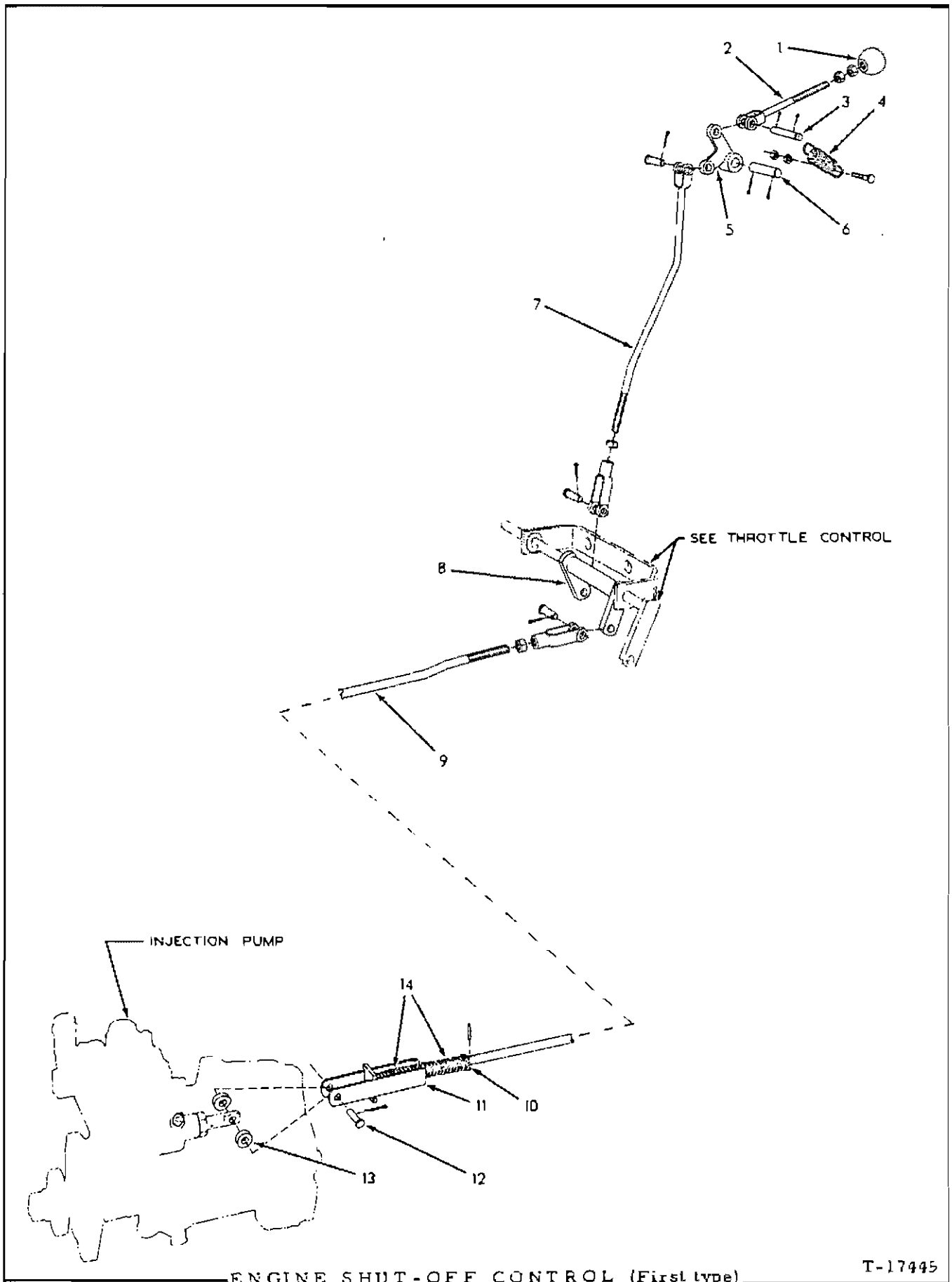


ENGINE DECELERATOR

ENGINE DECELERATOR

USAGE: Tractors serial No. 15791 and up

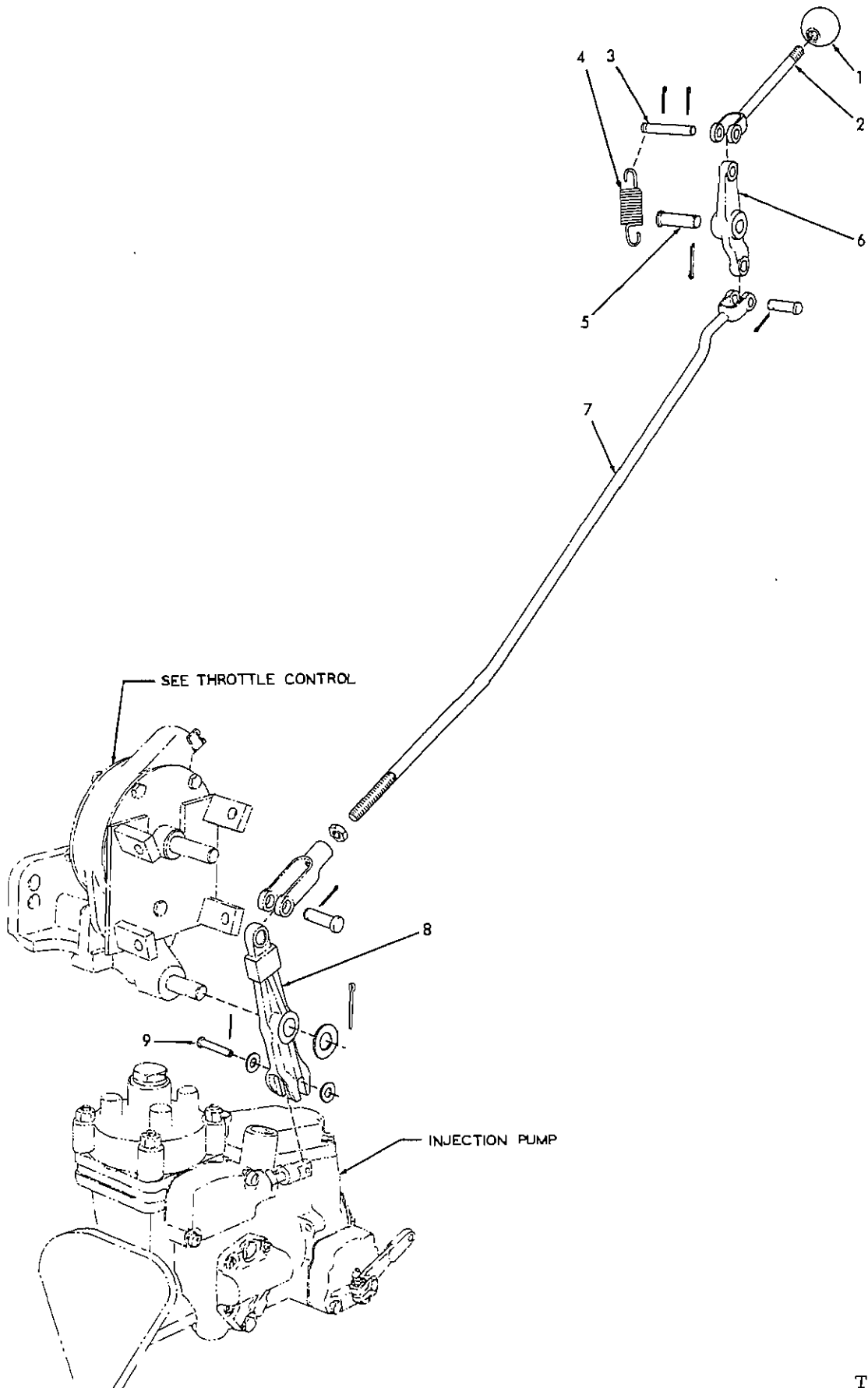
ITEM	PART NO.	QTY.	DESCRIPTION
1	70634500	1	PEDAL
	70913830	1	NUT, jam, 1/2"NF
	70911043	1	NUT, 1/2"NF
	70904208	1	LOCKWASHER, 1/2"
2	70089900	1	CAPSCREW, pedal stop (Early units)
	70913830	1	NUT, jam 1/2"NF
	70648477	1	CAPSCREW, pedal stop (Late units)
	70911035	1	NUT, jam, 1/2"NC
3	70638732	2	END, pedal supporting
4	70913105	2	CAPSCREW, 1/2"NF x 1-1/2"
	70904208	2	LOCKWASHER, 1/2"
5	70633469	1	LEVER ASSEMBLY, pedal (Includes item 7)
	70905119	1	KEY, #3 woodruff, 1/8" x 1/2"
6	70916279	1	CAPSCREW, 5/16"NC x 1-1/2"
	70904205	1	LOCKWASHER, 5/16"
	70911025	1	NUT, 5/16"NC
7	70624584	1	BUSHING, pedal lever
8	70655405	1	ROD, pedal
	70911048	1	NUT, jam, 3/8"NF
9	70078810	2	PIN, yoke, pedal rod
	70900942	2	PIN, cotter, 3/32" x 5/8"
10	70628736	1	YOKE, pedal rod
11	70631498	1	LEVER ASSEMBLY, front (Includes items 12 and 13)
12	70631476	1	BUSHING, front lever (7/8" long)
13	70624584	1	BUSHING, front lever (3/8" long)
14	-----	-	FRICITION ASSEMBLY (See THROTTLE CONTROL)



ENGINE SHUT-OFF CONTROL

USAGE: Tractors prior to serial No. 9157

ITEM	PART NO.	QTY.	DESCRIPTION
1	70091855	1	KNOB
2	70084526	1	ROD, rear
	70911048	2	NUT, jam. 3/8"NF
3	70088566	1	PIN, rear rod yoke
	70900942	2	PIN, cotter, 3/32" x 5/8"
4	70088428	1	SPRING, upper lever
	70912177	1	CAPSCREW, 1/4"NF x 1-1/4"
	70911040	2	NUT, 1/4"NF
5	70088441	1	LEVER, upper
6	70084741	1	PIN, upper lever
	70910967	2	PIN, cotter, 1/8" x 7/8"
7	70088462	1	ROD, intermediate
	70911041	1	NUT, 3/8"NF
	70628736	1	YOKE, rod end, adjustable, 3/8"NF
	70078810	2	PIN, yoke, 3/8" diam.
	70900942	2	PIN, cotter, 3/32" x 5/8"
8	70088439	1	LEVER, lower
9	70088460	1	ROD, front
	70911041	1	NUT, 3/8"NF
	70628736	1	YOKE, rod end, adjustable, 3/8"NF
	70078810	1	PIN, yoke, 3/8" diam.
	70900942	1	PIN, cotter, 3/32" x 5/8"
	70916202	1	PIN, roll, 1/8" x 7/8"
10	70081672	1	SPACER, front rod spring
11	70088544	1	YOKE, front rod
12	70088470	1	PIN, front rod yoke
	70900970	1	PIN, cotter, 1/16" x 1/2"
13	70088473	2	SPACER, front rod yoke
14	70035910	2	SPRING, front rod



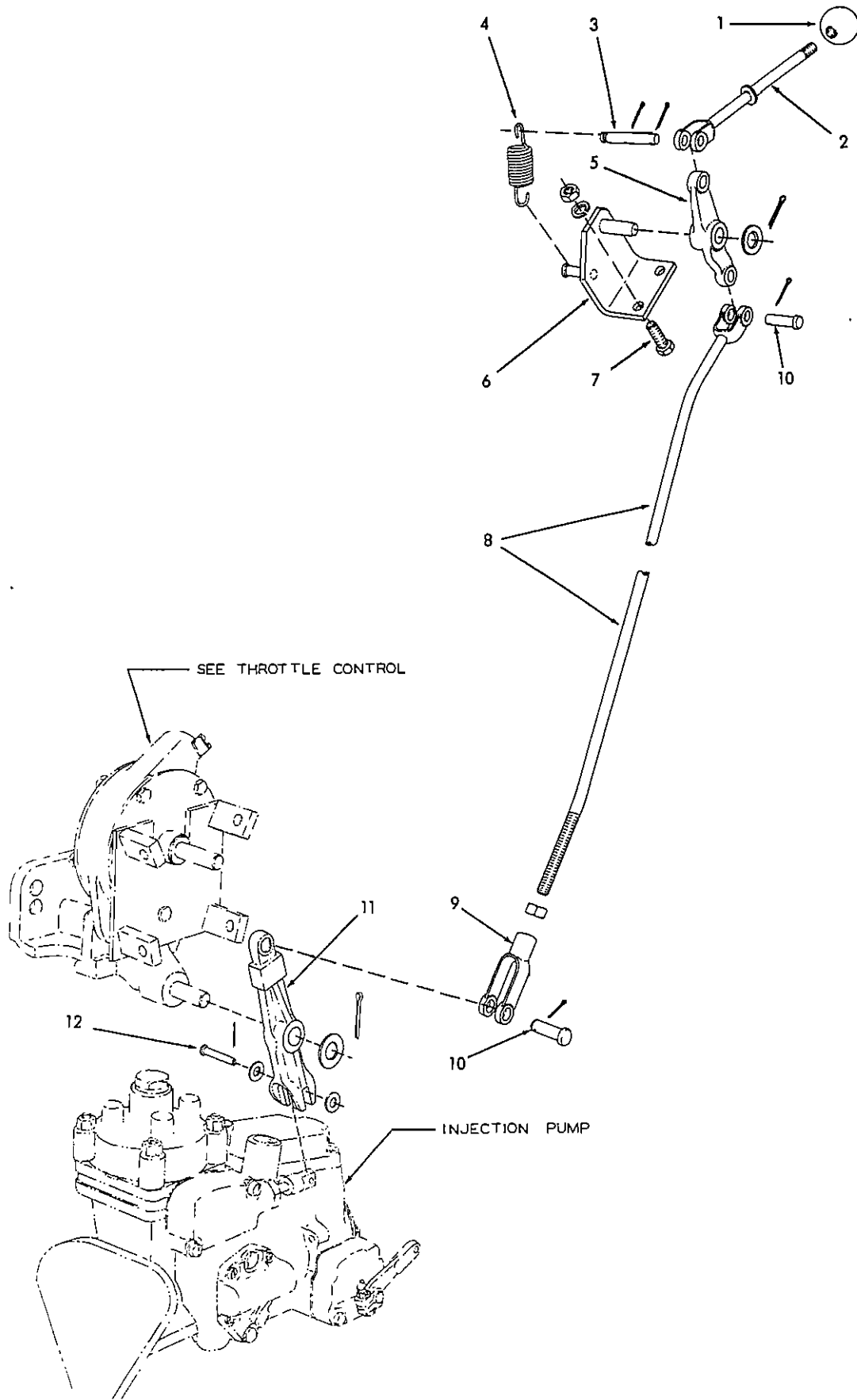
ENGINE SHUT-OFF CONTROL

T-19582

ENGINE SHUT-OFF CONTROL

USAGE: Tractors serial No. 9157 thru 11093.

ITEM	PART NO.	QTY.	DESCRIPTION
1	70091855	1	KNOB
2	70094289	1	ROD, rear
3	70088566	1	PIN, rear rod
	70900942	2	PIN, cotter, 3/32" x 5/8"
4	70088428	1	SPRING, bellcrank
5	70094317	1	PIN, bellcrank pivot
	70910967	1	PIN, cotter, 1/8" x 7/8"
6	70094285	1	BELLCRANK, rear
7	70094286	1	ROD, front
	70911041	1	NUT, 3/8"NF
	70626736	1	YOKE, rod end, adjustable, 3/8"NF
	70078810	2	PIN, yoke, 3/8" diam.
	70900942	2	PIN, cotter, 3/32" x 5/8"
8	70094987	1	BELLCRANK, front
	70910244	1	WASHER, plain, SAE std., 1/2"
	70910967	1	PIN, cotter, 1/8" x 7/8"
9	70088470	1	PIN, front bellcrank
	70911114	2	WASHER, plain, SAE std., 1/4"
	70900970	1	PIN, cotter, 1/16" x 1/2"



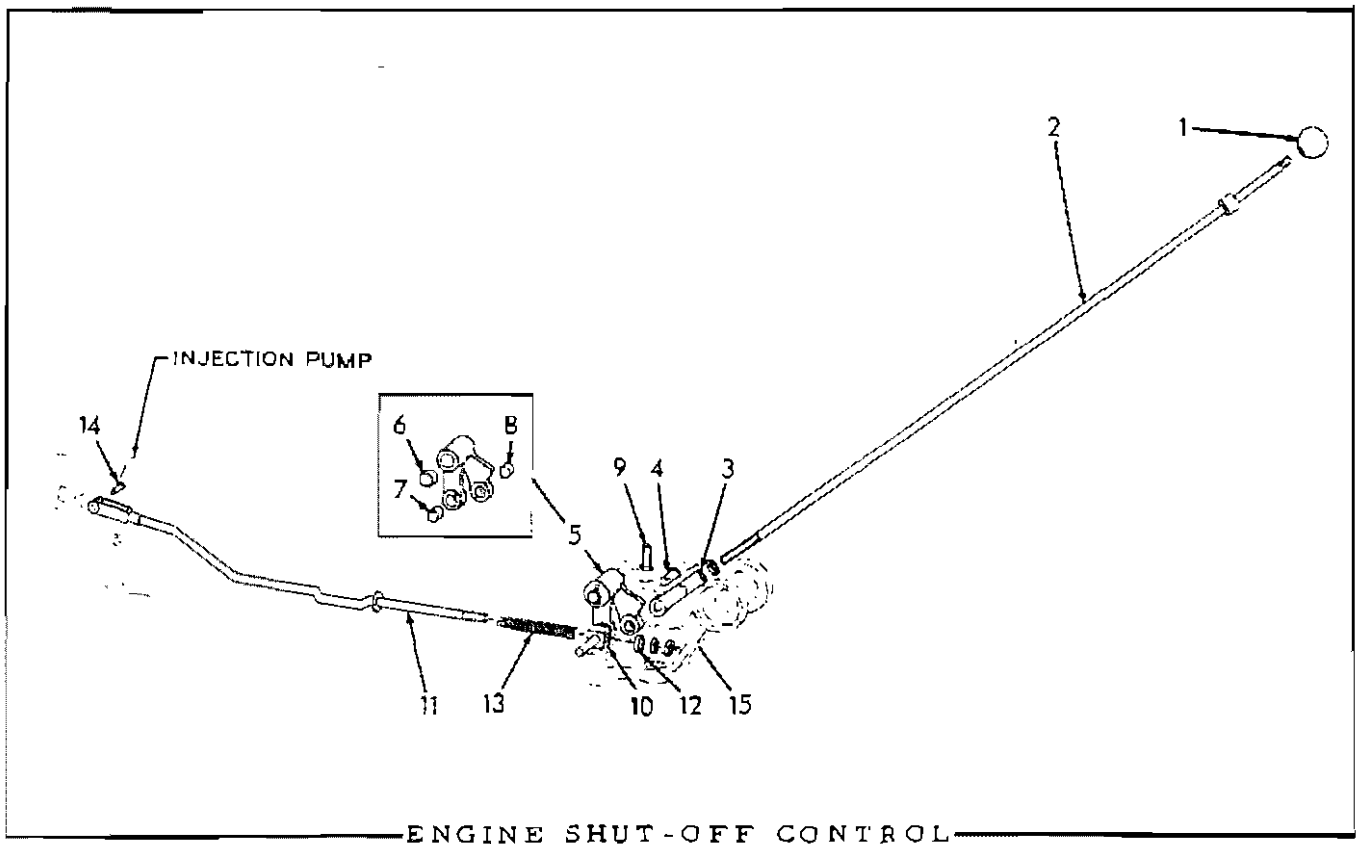
ENGINE SHUT-OFF CONTROL (third-type)

T-24064

ENGINE SHUT-OFF CONTROL

USAGE: Tractors serial No. 11094 thru 15790

ITEM	PART NO.	QTY.	DESCRIPTION
1	70091855	1	KNOB
2	70620373	1	ROD, rear
3	70088566	1	PIN, rear rod
	70900942	2	PIN, cotter, 3/32" x 5/8"
4	70088428	1	SPRING, bellcrank
5	70094285	1	BELLCRANK, rear
6	70097705	1	ANGLE, supporting, rear bellcrank
	70910244	1	WASHER, plain, SAE std., 1/2"
	70910967	1	PIN, cotter, 1/8" x 7/8"
7	70012992	2	CAPSCREW, 3/8"NF x 1-1/4"
	70904206	2	LOCKWASHER, 3/8"
	70911041	2	NUT, 3/8"NF
8	70097685	1	ROD, front
	70911041	1	NUT, 3/8"NF
9	70628736	1	YOKE, front rod
10	70078810	2	PIN, front rod yoke
	70900942	2	PIN, cotter, 3/32" x 5/8"
11	70094987	1	BELLCRANK, front
	70910244	1	WASHER, plain, SAE std., 1/2"
	70910967	1	PIN, cotter, 1/8" x 7/8"
12	70088470	1	PIN, front bellcrank
	70911114	2	WASHER, plain, SAE std., 1/4"
	70900970	1	PIN, cotter, 1/16" x 1/2"



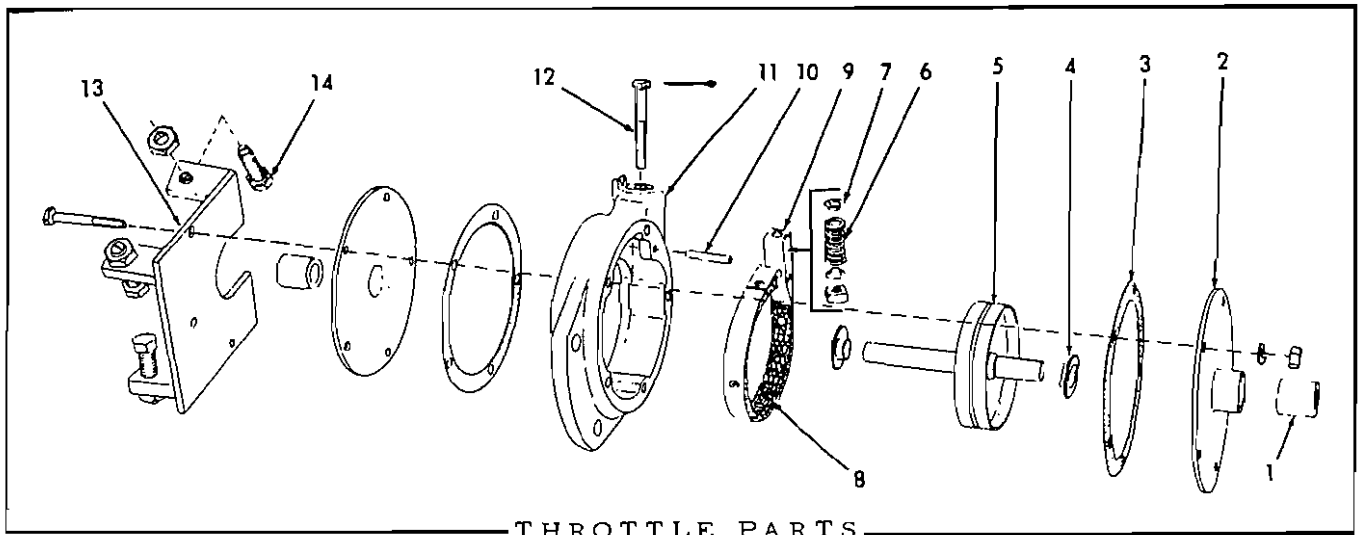
USAGE: Tractors serial No. 15791 and up

ITEM	PART NO.	QTY.	DESCRIPTION
1	70091855	1	KNOB
2	70633132	1	ROD, rear
	70911048	1	NUT, jam, 3/8"NF
3	70628736	1	YOKE, rear rod
4	70078810	1	PIN, rear rod yoke
	70900942	1	PIN, cotter, 3/32" x 5/8"
5	70633088	1	LEVER ASSEMBLY, shut-off (Includes items 6 thru 8)
	70910244	1	WASHER, plain, SAE std., 1/2"
	70900802	1	PIN, cotter, 3/32" x 1"
6	70049988	2	BUSHING, shut-off lever
7	70628138	1	BUSHING, shut-off lever
8	70624584	1	BUSHING, shut-off lever
9	70634650	1	CAPSCREW, lever stop
	70911034	1	NUT, jam, 3/8"NC
10	70633083	1	EYE, swivel, front rod
	70911115	1	WASHER, plain, SAE std., 3/8"
	70900942	1	PIN, cotter, 3/32" x 5/8"

(Continued)

ENGINE SHUT-OFF CONTROL (Continued)

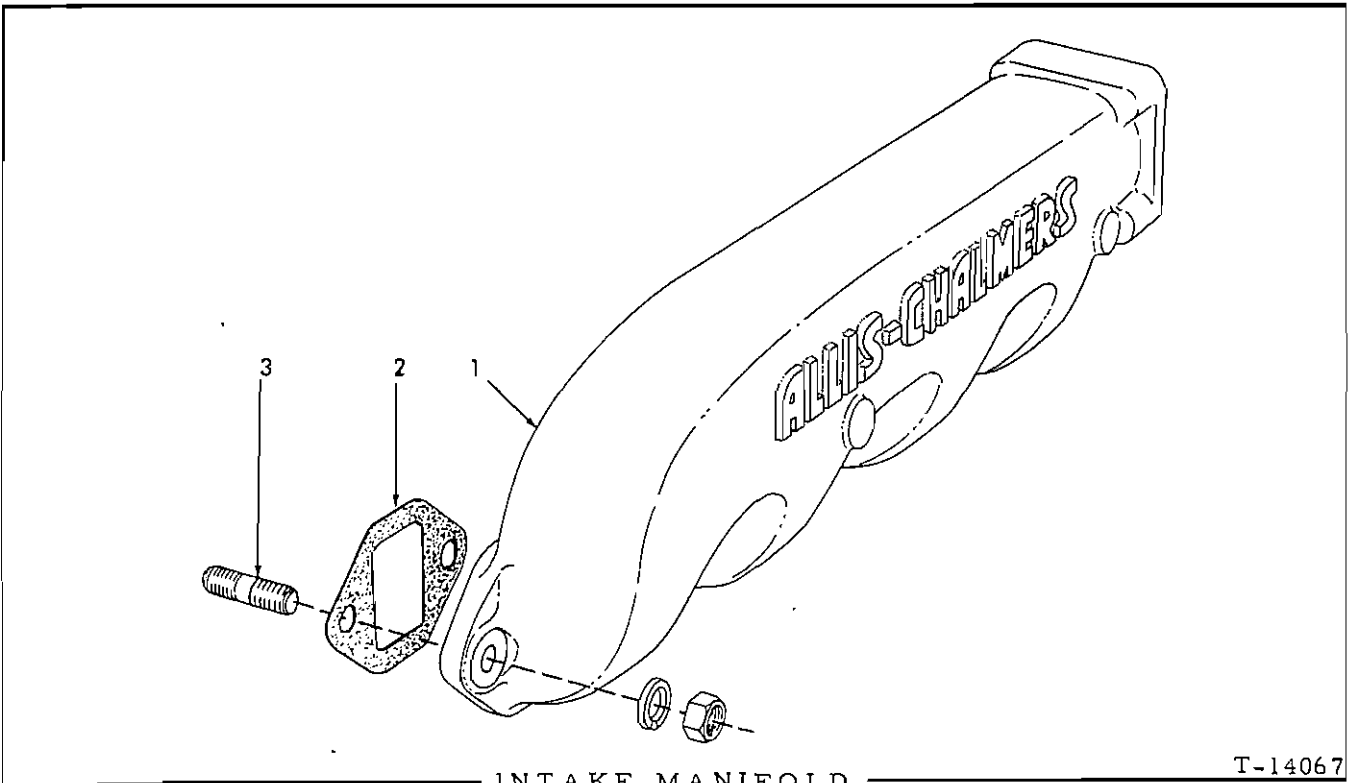
ITEM	PART NO.	QTY.	DESCRIPTION
11	70629244	1	ROD, front
	70911048	2	NUT, jam, 3/8"NF
12	70081672	1	WASHER, front rod
13	70630745	1	SPRING, front rod
14	70628738	1	PIN, yoke, front rod
	70900970	1	PIN, cotter, 1/16" x 1/2"
15	-----	1	FRICITION ASSEMBLY (See THROTTLE CONTROL)



THROTTLE PARTS

* 068871 THROTTLE ASSEMBLY (See page 123)
 ** 095536 THROTTLE ASSEMBLY (See pages 125 and 127)

ITEM	PART NO.	QTY.		DESCRIPTION
		*	**	
1	70071800	2	2	BUSHING, throttle shaft
2	70068866	2	2	PLATE ASSEMBLY, housing cover (Includes item 1)
	70914892	5	-	CAPSCREW, 1/4"NF x 1-3/4"
	70904204	5	-	LOCKWASHER, 1/4"
	70911040	5	-	NUT, 1/4"NF
3	70068865	2	2	GASKET, cover plate
4	70069996	2	2	WASHER, thrust
5	70069998	1	-	DRUM AND SHAFT (4-3/8" long)
	70095535	-	1	DRUM AND SHAFT (4" long)
6	70068911	1	1	SPRING, friction band
7	70069349	2	2	COLLAR, friction band spring
8	70068864	1	1	LINING, friction band
	70915707	4	4	RIVET, tubular, brass, 1/4" x 9/64"
9	70068861	1	1	BAND ASSEMBLY, friction (Includes item 8)
10	70068869	1	1	PIN, friction band
11	70068859	1	1	HOUSING
12	70068862	1	1	CAPSCREW, friction band adjustment
	70904020	1	1	PIN, cotter, 1/16" x 1"
	70901150	1	1	NUT, square, 1/4"NC
13	70094990	-	1	PLATE, stop
	70916933	-	3	CAPSCREW, 1/4"NF x 2"
	70914892	-	2	CAPSCREW, 1/4"NF x 1-3/4"
	70904204	-	5	LOCKWASHER, 1/4"
	70911040	-	5	NUT, 1/4"NF
14	70094290	-	4	CAPSCREW, stop (3/8"NC x 1-1/2")
	70911034	-	4	NUT, jam, 3/8"NC



INTAKE MANIFOLD

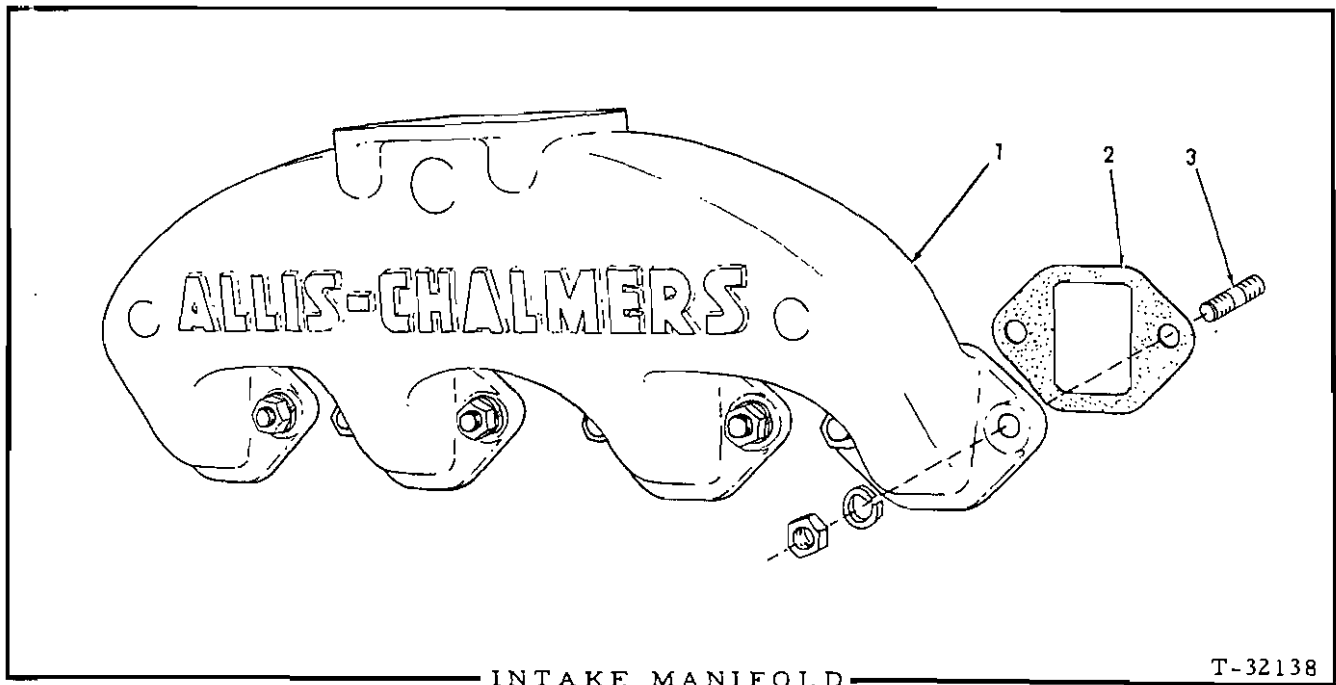
T-14067

USAGE: All Loaders not equipped with optional "Donaldson" oil bath air cleaner.

ITEM PART NO. QTY. DESCRIPTION

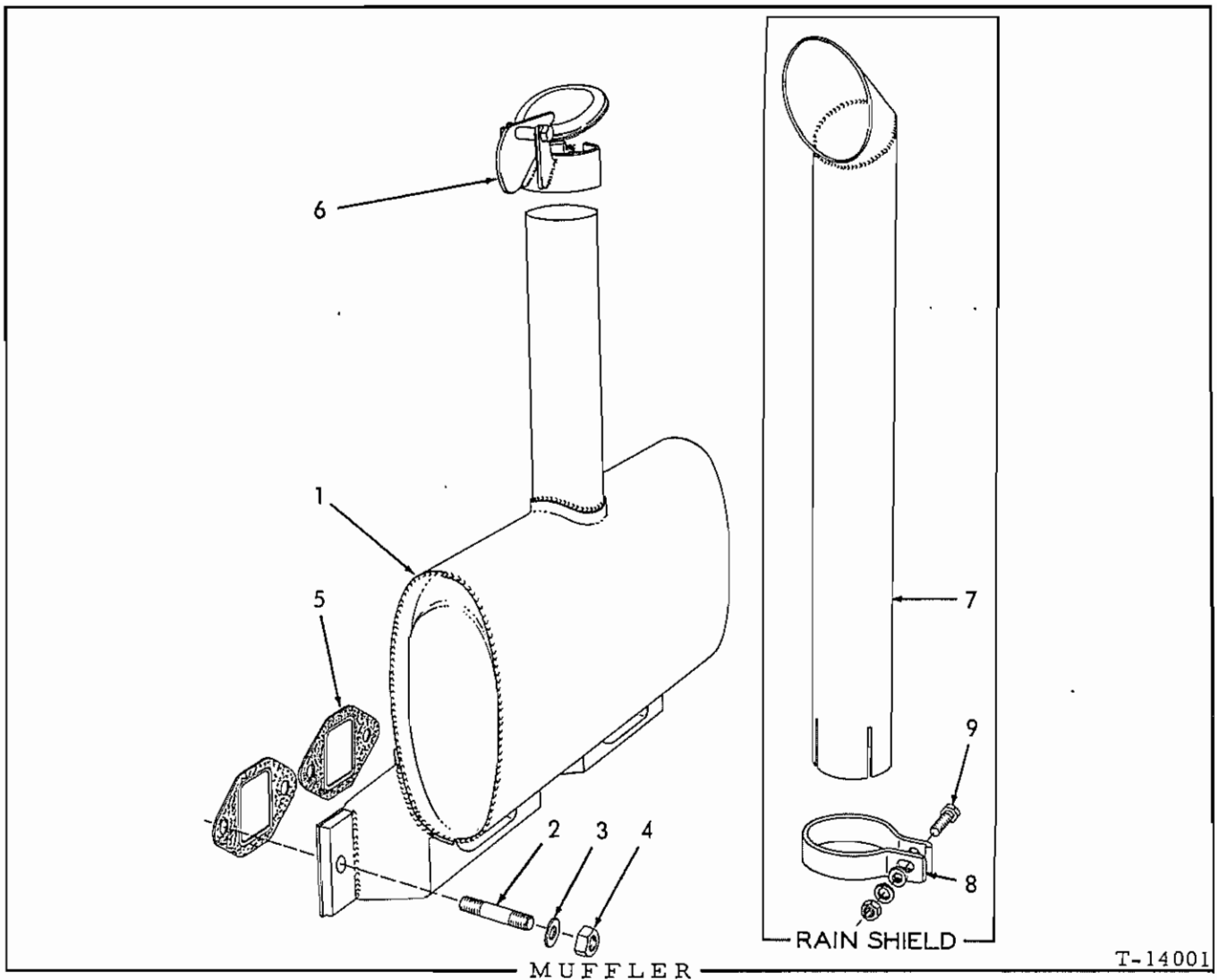
1	74349881	1	MANIFOLD, intake
	70901652	2	PLUG, pipe, 1/4"NPT (Early units)
2	74359741	4	<input type="checkbox"/> GASKET, intake manifold
3	74346208	8	STUD, manifold attaching
	70904208	8	LOCKWASHER, 1/2"
	70910325	8	NUT, 1/2"NC

Also see PACKAGED PARTS



USAGE: Units equipped with optional "Donaldson" oil-bath air cleaner

ITEM	PART NO.	QTY.	DESCRIPTION
1	74337508	1	MANIFOLD, intake
2	74359741	4	GASKET, intake manifold
3	74339726	1	STUD, manifold attaching (Also attaches injection line bracket)
	74346208	7	STUD, manifold attaching
	70904208	8	LOCKWASHER, 1/2"
	70910325	8	NUT, 1/2"NC



T-14001

USAGE: Loaders prior to S/N 13322

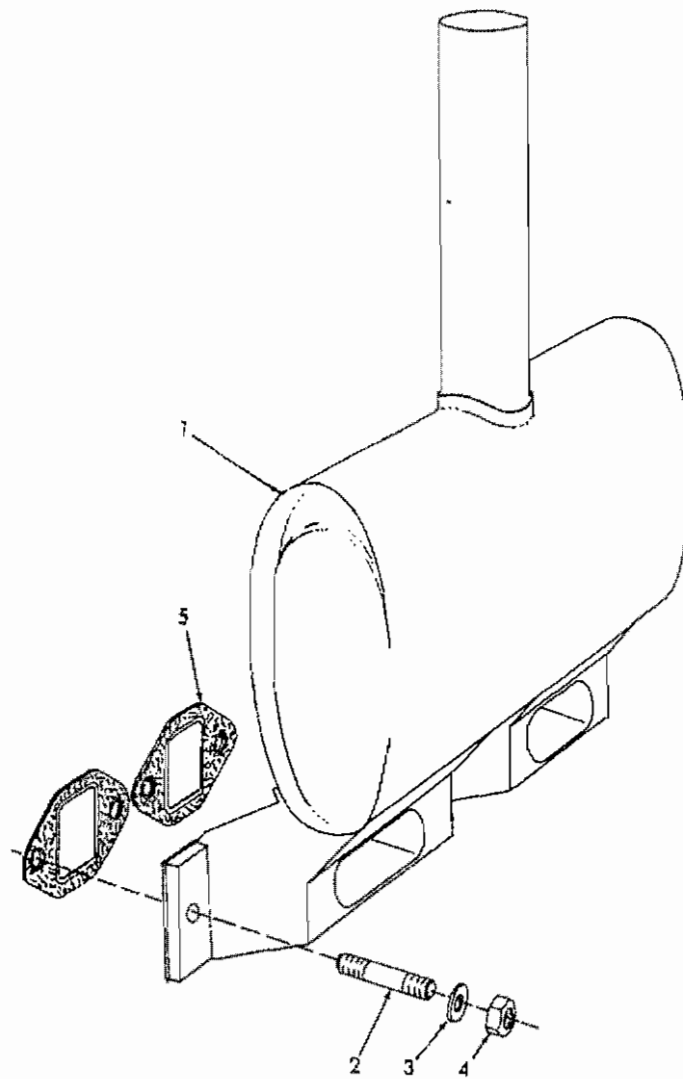
ITEM PART NO. QTY. DESCRIPTION

1	70086767	1	MUFFLER, exhaust
2	74346208	8	STUD
3	74371107	8	WASHER, plain
4	74253270	8	NUT
5	74338511	4	<input type="checkbox"/> GASKET, muffler to cylinder head

NOTE: The following items are Special Equipment and are applicable to tractors prior to serial No. 11094 only. See HOOD section for later design.

6	70068963	1	RAINCAP, exhaust pipe
7	70077250	1	SHIELD, rain, exhaust pipe
8	70077247	1	CLAMP, exhaust pipe rain shield
9	70203188	1	CAPSCREW, 3/8"NF x 1-1/2"
	70900817	1	WASHER, plain, U.S. std., 3/8"
	70904206	1	LOCKWASHER, 3/8"
	70911041	1	NUT, 3/8"NF

Also see PACKAGED PARTS



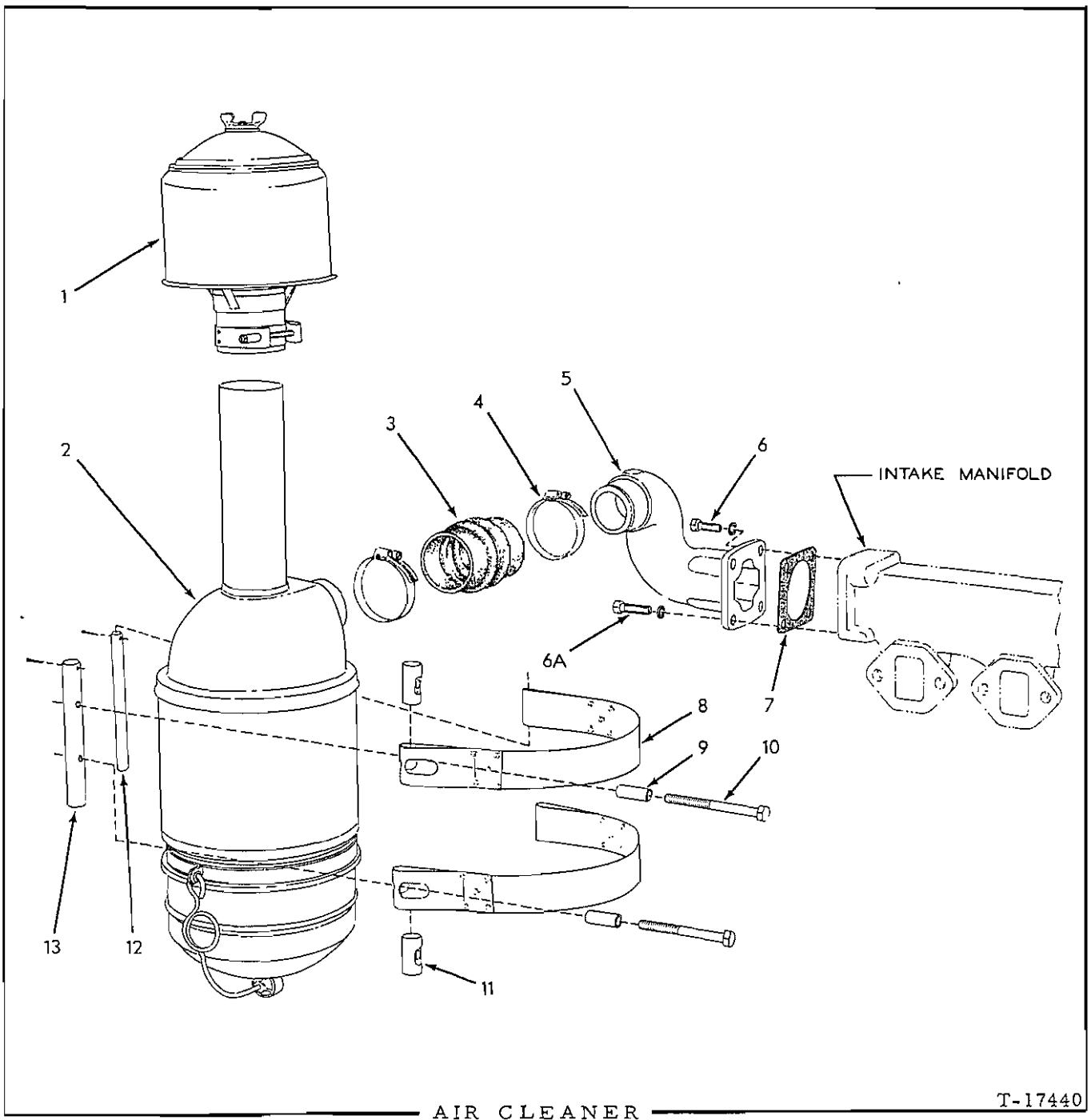
MUFFLER

USAGE: Loader S/N 13322 and up

ITEM PART NO. QTY. DESCRIPTION

1	70099964	1	MUFFLER, exhaust
2	74346208	8	STUD
3	74371107	8	WASHER, plain
4	74253270	8	NUT
5	74359355	4	□ GASKET, muffler to cylinder head

NOTE: See HOOD section for exhaust extension and special rain shields.



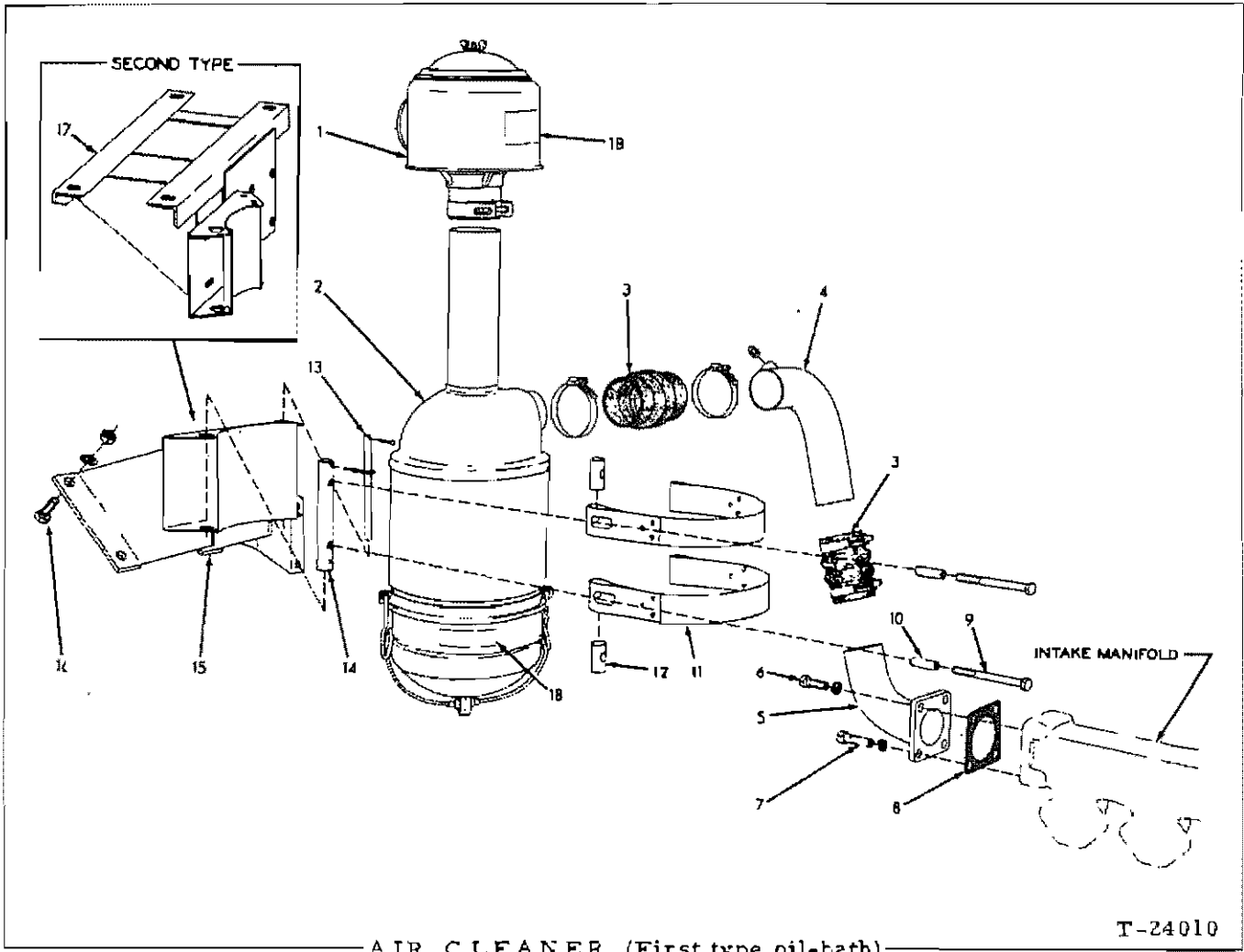
USAGE: Tractors prior to serial No. 11094.

ITEM	PART NO.	QTY.	DESCRIPTION
1	70044961	1	PRE-CLEANER ASSEMBLY, air (See page 160 for parts) (Order 7065289)
2	70085999	1	CLEANER ASSEMBLY, air (See page 160 for parts)
3	70086426	1	HOSE, corrugated

(Continued)

AIR CLEANER (Continued)

ITEM	PART NUMBER	QTY.	DESCRIPTION
4	70921914	2	CLAMP, hose, adjustable, 2-5/16" to 3-1/4" diam.
5	70085886	1	ELBOW, air intake (Also see pages 169 and 171 for special elbow used with AIR HEATER)
6	70035190	2	CAPSCREW, 1/2"NC x 1-1/2"
	70035190	2	CAPSCREW, 1/2"NC x 1-1/2" (Used prior to tractor #9157)
6A	70921556	2	CAPSCREW, 1/2"NC x 2" (Effective with tractor #9157)
	70904208	4	LOCKWASHER, 1/2"
7	70086757	1	GASKET, air intake elbow
8	70087251	2	BAND, air cleaner mounting
9	70053667	2	SPACER, mounting band capscrew
10	70086238	2	CAPSCREW, air cleaner mounting band
11	70050735	2	PIN, mounting band (short)
12	70087308	1	PIN, mounting band
	70900806	1	PIN, cotter, 1/8" x 1"
13	70087309	1	PIN, mounting band (long)
	70900807	1	PIN, cotter, 1/8" x 1-1/4"

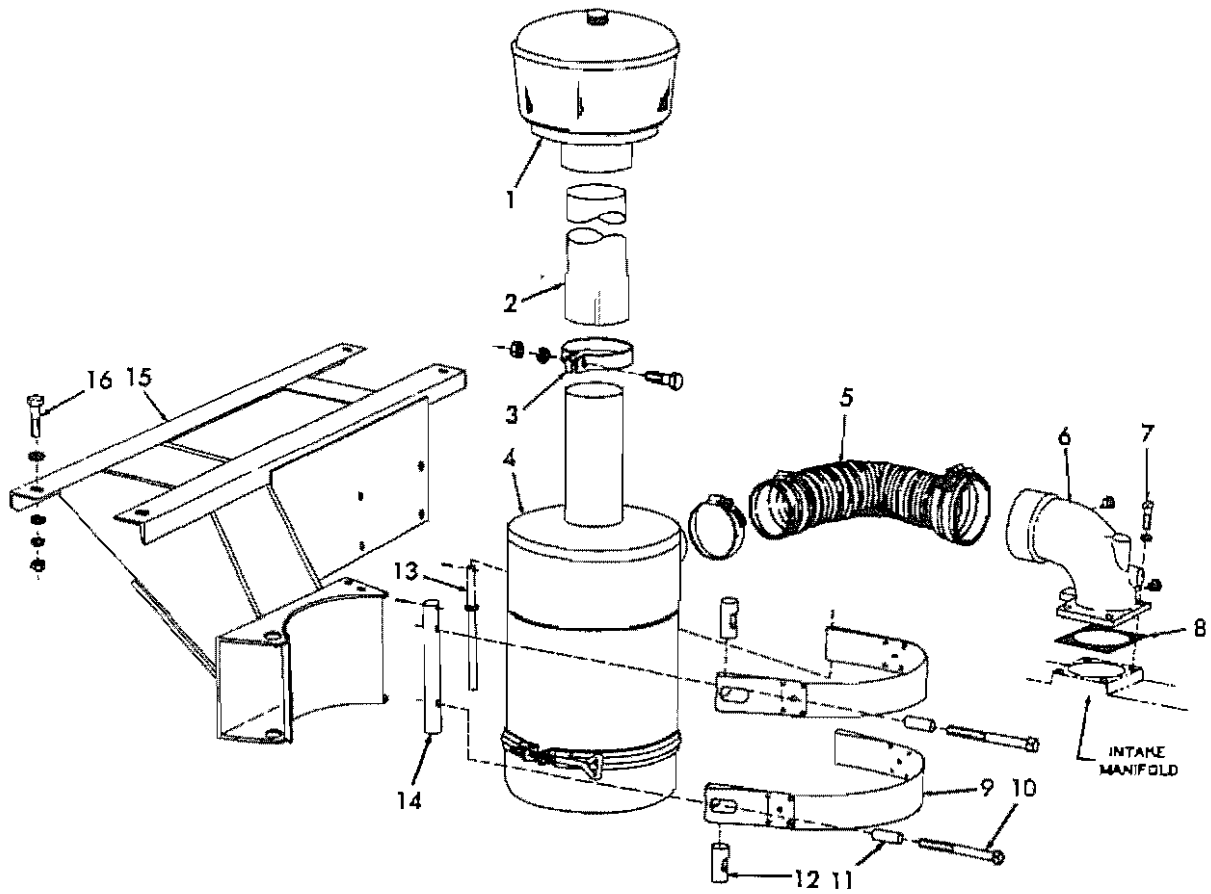


AIR CLEANER (First type oil-bath)

AIR CLEANER (Oil-bath)

USAGE: Standard equipment on tractors serial No. 11094 thru 15520

ITEM	PART NO.	QTY.	DESCRIPTION
			<u>NOTE:</u> See page 159 for dry-type cleaner
1	70044961	1	PRE-CLEANER ASSEMBLY, air ("United". See page 160 for parts)
2	70085999	1	CLEANER ASSEMBLY, air ("United". See page 160 for parts)
3	70086426	2	HOSE, corrugated
	70921914	4	CLAMP, hose, 2-5/16" to 3-1/4" diam.
4	70097790	1	TUBE, air intake (Used with item 15)
	70099821	1	TUBE, air intake (Used with item 17)
	70919840	1	PLUG, pipe, hex-hd., 1/4"NPT (Used only when Air Heater is installed in place of Engine Primer)
5	70097793	1	ELBOW, air intake (Also see page 171 for special elbow used with AIR HEATER)
6	70035190	2	CAPSCREW, 1/2"NC x 1-1/2"
7	70921556	2	CAPSCREW, 1/2"NC x 2"
	70904208	4	LOCKWASHER, 1/2"
8	70086757	1	GASKET, air intake elbow
9	70086238	2	CAPSCREW, air cleaner mounting band
10	70053667	2	SPACER, mounting band capscrow
11	70086239	2	BAND, air cleaner mounting
12	70050735	2	PIN, mounting band (short)
13	70085973	1	PIN, mounting band
	70900805	1	PIN, cotter, 1/8" x 3/4"
14	70085974	1	PIN, mounting band (long)
	70900807	1	PIN, cotter, 1/8" x 1-1/4"
15	70097098	1	BRACKET, air cleaner mounting
16	70070469	4	CAPSCREW, 1/2"NF x 1-1/4"
	70904208	4	LOCKWASHER, 1/2"
	70911043	4	NUT, 1/2"NF
	70910244	-	WASHER, plain, SAE std., 1/2" (Use as req'd to shim bracket)
17	70634477	1	BRACKET, air cleaner mounting
18	-----	1	DECAL (See PAINTING AND MARKING)



AIR CLEANER (Second type oil-bath)

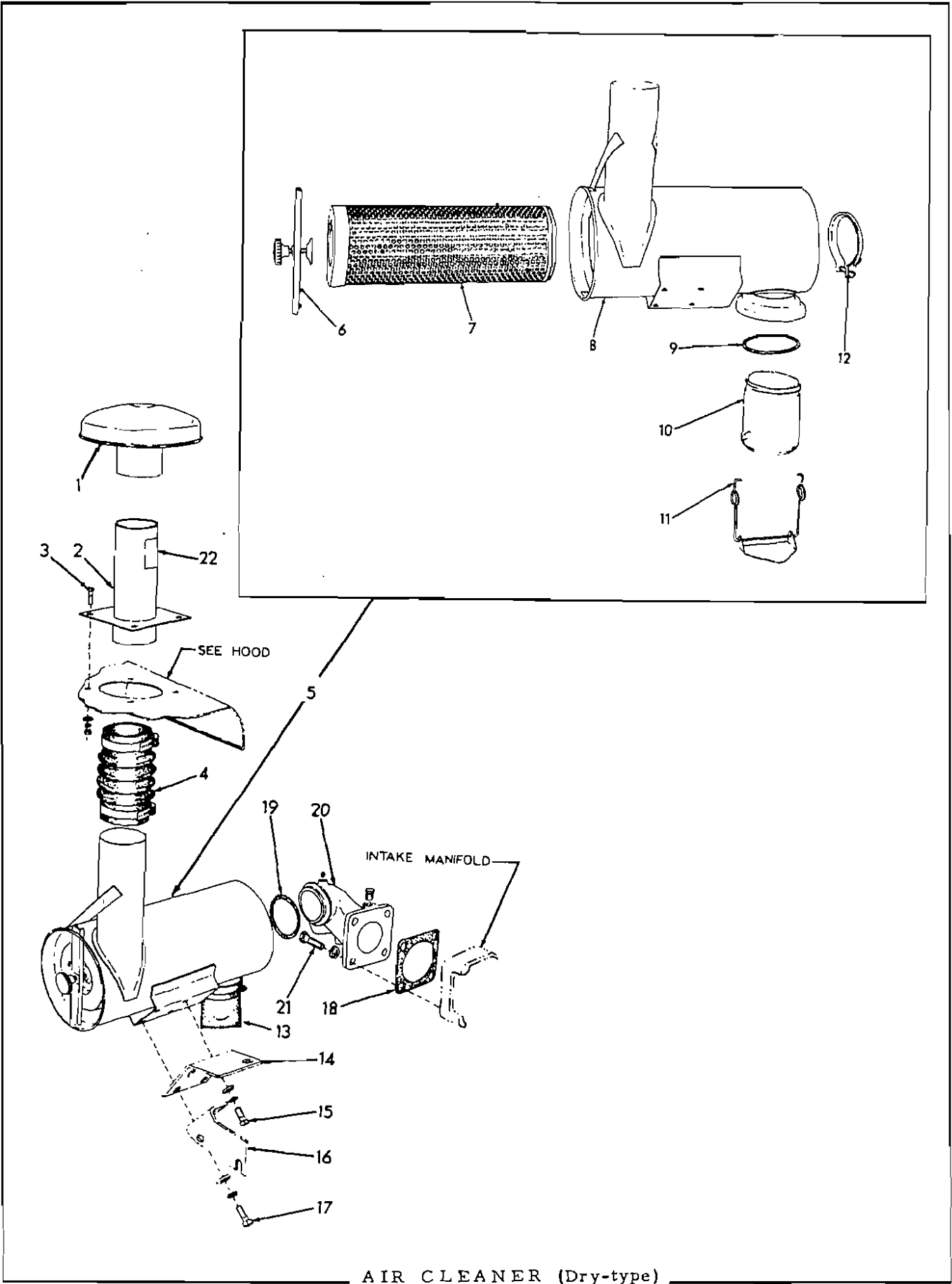
T-73607

AIR CLEANER (Oil-bath)

USAGE: Optional equipment for tractors serial No. 15521 and up. Requires center-inlet intake manifold 74337508

ITEM	PART NO.	QTY.	DESCRIPTION
			<u>NOTE:</u> See page 159 for dry-type cleaner
1	70655289	1	PRE-CLEANER ASSEMBLY, air ("Donaldson". See page 161 for parts)
2	70654041	1	TUBE, air pre-cleaner
3	70654044	1	CLAMP, pre-cleaner tube
	70203188	1	CAPSCREW, 3/8"NF x 1-1/2"
	70904206	1	LOCKWASHER, 3/8"
	70911041	1	NUT, 3/8"NF
4	70655290	1	CLEANER ASSEMBLY, air (See page 161 for parts)
5	70628210	1	HOSE, corrugated
	70921915	2	CLAMP, hose, 2-13/16" to 3-3/4" diam. (rear)
	70921916	2	CLAMP, hose, 3-13/16" to 4-3/4" diam. (front)
6	70622432	1	ELBOW, air intake
	70919134	1	PLUG, pipe, hex-hd., 1/8"NPT
	70919840	1	PLUG, pipe, hex-hd., 1/4"NPT (Not used when ENGINE PRIMER is installed)
7	70035733	4	CAPSCREW, 1/2"NC x 1-3/8"
	70904208	4	LOCKWASHER, 1/2"
8	70084868	1	GASKET, air intake elbow
9	70086239	2	BAND, air cleaner mounting
10	70086238	2	CAPSCREW, air cleaner mounting band
11	70053667	2	SPACER, mounting band capcrew
12	70050735	2	PIN, mounting band (short)
13	70085973	1	PIN, mounting band
	70900805	1	PIN, cotter, 1/8" x 3/4"
14	70085974	1	PIN, mounting band (long)
	70900807	1	PIN, cotter, 1/8" x 1-1/4"
15	70654034	1	BRACKET, air cleaner mounting
16	70203188	4	CAPSCREW, 3/8"NF x 1-1/2"
	70044973	8	WASHER, plain
	70904206	4	LOCKWASHER, 3/8"
	70911041	4	NUT, 3/8"NF

NOTE: See PAINTING AND MARKING for instruction decal applied to air cleaner



AIR CLEANER (Dry-type)

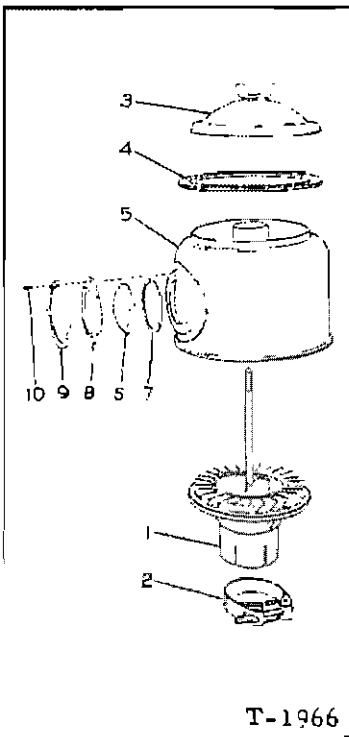
AIR CLEANER (Dry-type)

USAGE: Standard equipment on tractors serial No. 15521 and up.

ITEM	PART NO.	QTY.	DESCRIPTION
			<u>NOTE:</u> See page 155 for optional oil-bath cleaner
1	70623683	1	CAP, rain
2	70628582	1	TUBE, air inlet
3	70057927	4	CAPSCREW, 5/16"NF x 3/4"
	70910335	4	WASHER, plain, SAE std., 5/16"
	70904205	4	LOCKWASHER, 5/16"
	70913636	4	NUT, 5/16"NF
4	70628585	1	HOSE, air inlet tube
	70921914	2	CLAMP, hose, 2-5/16" to 3-1/4" diam.
5	-----	1	CLEANER ASSEMBLY, air (Includes items 6 thru 12)(Used prior to tractor #14916. Order CLEANER ASSY. 631816 and item 13)
	70631816	1	CLEANER ASSEMBLY, air (Includes items 6 thru 13)(Effective with tractor #14916)
6	70624077	1	BAR ASSEMBLY, element retaining (Serviced only as a unit)
7	70235449	1	ELEMENT ASSEMBLY, filter (Serviced only as a unit)
8	-----	-	BODY (Not serviced separately)
9	-----	1	GASKET, dust jar
10	-----	1	JAR, dust (glass)
11	-----	1	BAIL ASSEMBLY, jar retaining
			} Used prior to tractor #14916. Order item 15.
12	70624081	1	CLAMP ASSEMBLY (Serviced only as a unit)
13	70631782	1	UNLOADER, sediment (Effective with tractor #14916)
	70921914	1	CLAMP, hose, 2-5/16" to 3-1/4" diam.
14	70623671	1	BRACKET, mounting
15	70035167	2	CAPSCREW, 3/8"NF x 7/8"
	70904206	2	LOCKWASHER, 3/8"
	70090090	2	WASHER, plain
16	70623684	1	BRACKET, attaching
17	70036034	2	CAPSCREW, 3/8"NF x 1"
	70904206	2	LOCKWASHER, 3/8"
	70090090	2	WASHER, plain
18	70086757	1	GASKET, elbow to manifold
19	70648177	1	GASKET, air cleaner to elbow
20	70623673	1	ELBOW, air intake (Also see page 171 for elbow used with Air Heater)
	70919840	1	PLUG, pipe, hex-hd., 1/4"NPT (Not used when Engine Primer is installed)
	70919134	1	PLUG, pipe, hex-hd., 1/8"NPT (Not used when air restriction indicator is installed)
21	70035190	4	CAPSCREW, 1/2"NC x 1-1/2"
	70904208	4	LOCKWASHER, 1/2"
22	-----	1	TRANSFER (See PAINTING AND MARKING)

AIR PRE-CLEANER ASSEMBLY 70044961

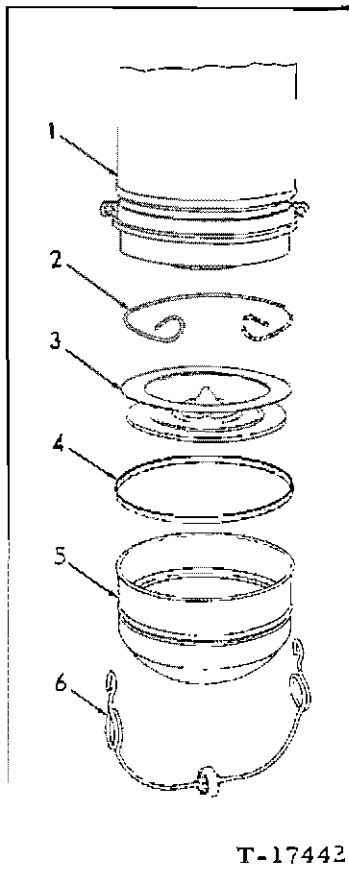
USAGE: See pages 152 and 155



ITEM	PART NO.	QTY.	DESCRIPTION
1	70044252	1	BODY
2	70065412	1	CLAMP ASSEMBLY (Includes screw and nut)
3	70044255	1	CAP ASSEMBLY (Includes wing nut)
4	70044256	1	GASKET, cap
5	70044918	1	SHELL ASSEMBLY (Includes items 6 thru 10)
6	70043860	1	GLASS, shell window
7	70043852	1	GASKET, shell window glass
8	70043853	1	RETAINER, shell window glass
9	70043991	1	RING, shell window glass retainer
10	70043856	3	SCREW ASSEMBLY (Includes lock-washer)

AIR CLEANER ASSEMBLY 70085999

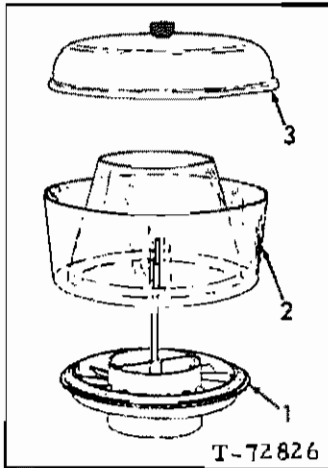
USAGE: See pages 152 and 155



ITEM	PART NO.	QTY.	DESCRIPTION
1	-----	1	BODY (Not serviced)
2	70041866	1	RING, baffle retaining
3	70088080	1	BAFFLE, oil
4	70041869	1	GASKET, oil cup
5	70088081	1	CUP, oil
6	70041868	1	BAIL ASSEMBLY, oil cup (Includes roller)

AIR PRE-CLEANER ASSEMBLY 655289

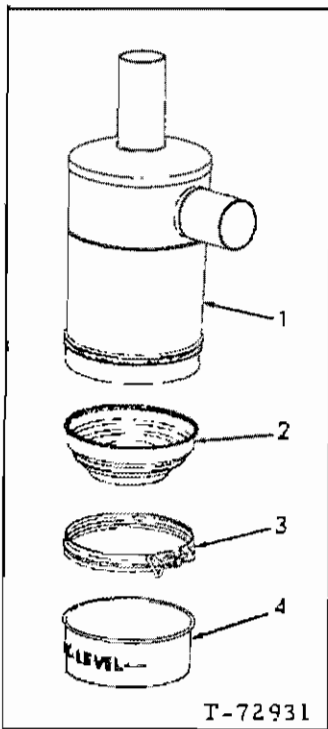
USAGE: See page 157



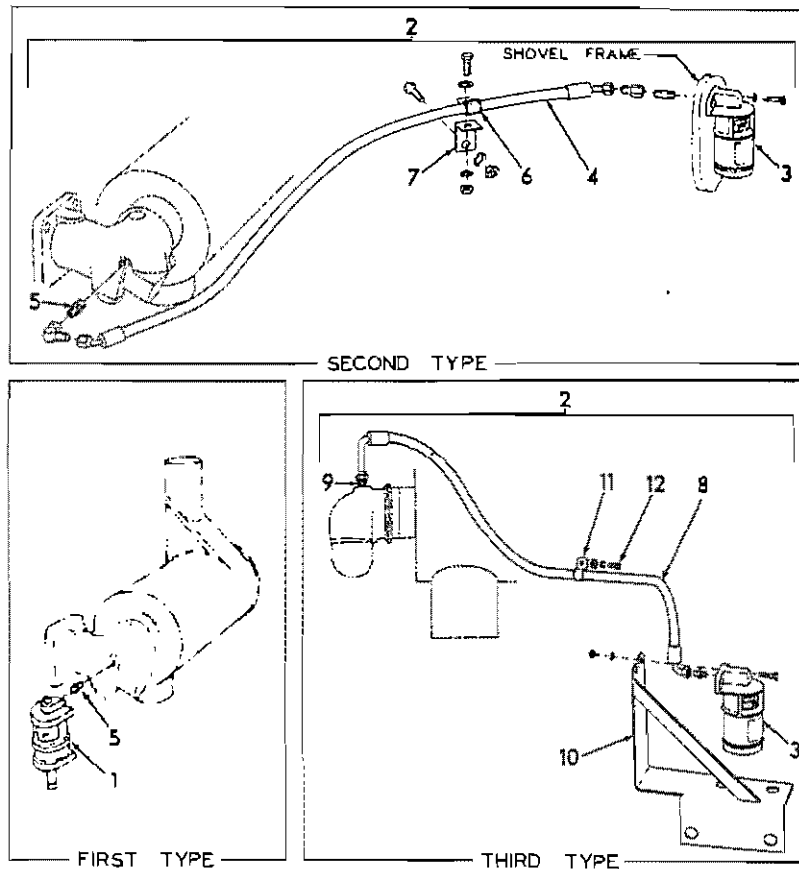
ITEM	PART NO.	QTY.	DESCRIPTION
1	70657284	1	SLEEVE ASSEMBLY (Includes stud)
2	70629117	1	BOWL
3	70629118	1	COVER ASSEMBLY (Includes nut)

AIR CLEANER ASSEMBLY 655290

USAGE: See page 157



ITEM	PART NO.	QTY.	DESCRIPTION
1	-----	1	BODY (Not serviced separately)
2	74056634	1	CUP, inner
3	70239625	1	CLAMP ASSEMBLY (Includes screw)
4	74056635	1	CUP, outer



AIR RESTRICTION INDICATOR

T-36238

USAGE: Special equipment. For use with dry-type air cleaner only

- * First type. Mounted on Air Cleaner elbow
- ** Second type. Remote-mounted
- *** Third type. Remote-mounted

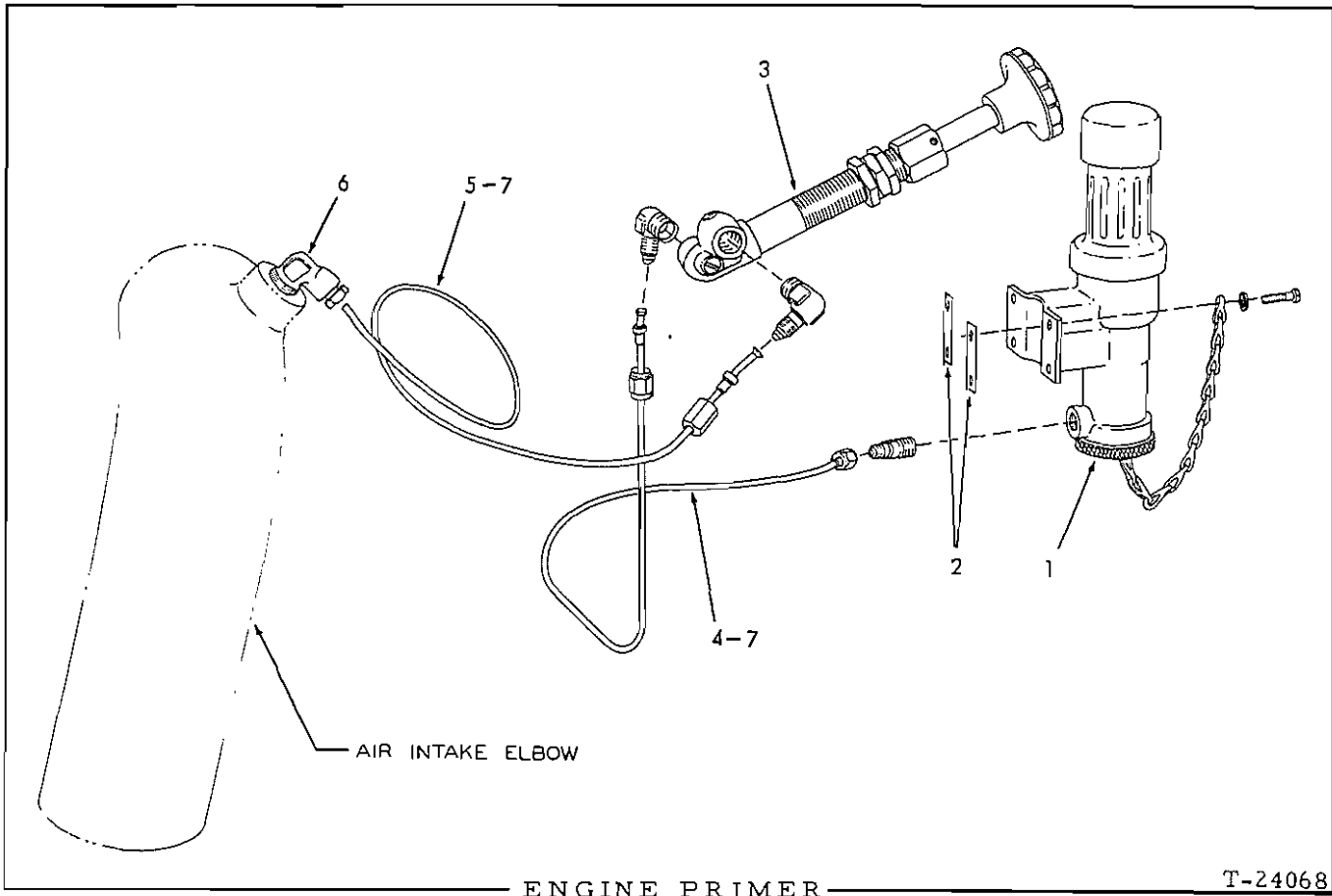
ITEM	PART NO.	QUANTITY			DESCRIPTION
		*	**	***	
1	-----	1	-	-	INDICATOR ASSEMBLY (Order item 2)
2	-----	-	1	-	INDICATOR KIT (Consists of items 3 thru 7)(Order KIT 639951)
	70639951	-	-	1	INDICATOR KIT (Consists of items 3 and 8 thru 12)
3	70631564	-	1	1	INDICATOR only
	70912789	-	2	2	CAPSCREW, 1/4"NF x 3/4"
	70904204	-	2	2	LOCKWASHER, 1/4"
	70911040	-	-	2	NUT, 1/4"NF
4	70646842	-	1	-	HOSE (See HOSE PARTS)
	70919249	-	1	-	ELBOW, flare type, 90°, 1/4" tube, 1/8"NPT female
	70919174	-	1	-	CONNECTOR, flare type, 1/4" tube, 1/8"NPT female
	70904273	-	1	-	NIPPLE, pipe, 1/8"NPT x 1"
5	70622447	1	1	-	FITTING, safety (Includes filter)

(Continued)

AIR RESTRICTION INDICATOR (Continued)

ITEM	PART NO.	QUANTITY			DESCRIPTION
		*	**	***	
6	70094527	-	1	-	CLIP, hose supporting
	70910922	-	1	-	CAPSCREW, 3/8"NF x 3/4"
	70911115	-	1	-	WASHER, plain, SAE std., 3/8"
	70904206	-	1	-	LOCKWASHER, 3/8"
	70911041	-	1	-	NUT, 3/8"NF
7	70093976	-	1	-	ANGLE, hose supporting
	70910922	-	1	-	CAPSCREW, 3/8"NF x 3/4"
	70904206	-	1	-	LOCKWASHER, 3/8"
	70911041	-	1	-	NUT, 3/8"NF
8	70639793	-	-	1	HOSE ASSEMBLY (See HOSE PARTS)(Used prior to tractor#17266)
	70643923	-	-	1	HOSE (See HOSE PARTS)(Effective with tractor#17266)
	70919171	-	-	1	CONNECTOR, flare type, 1/4"tube, 1/8"NPT male
9	70631769	-	-	1	FITTING, safety (Includes filter)
10	70639767	-	-	1	BRACKET, indicator mounting
11	70622161	-	-	1	CLIP, hose supporting
12	70036034	-	-	1	CAPSCREW, 3/8"NF x 1"
	70904206	-	-	1	LOCKWASHER, 3/8"
	70044973	-	-	1	WASHER, plain

NOTE: See PAINTING AND MARKING for transfer applied to indicator



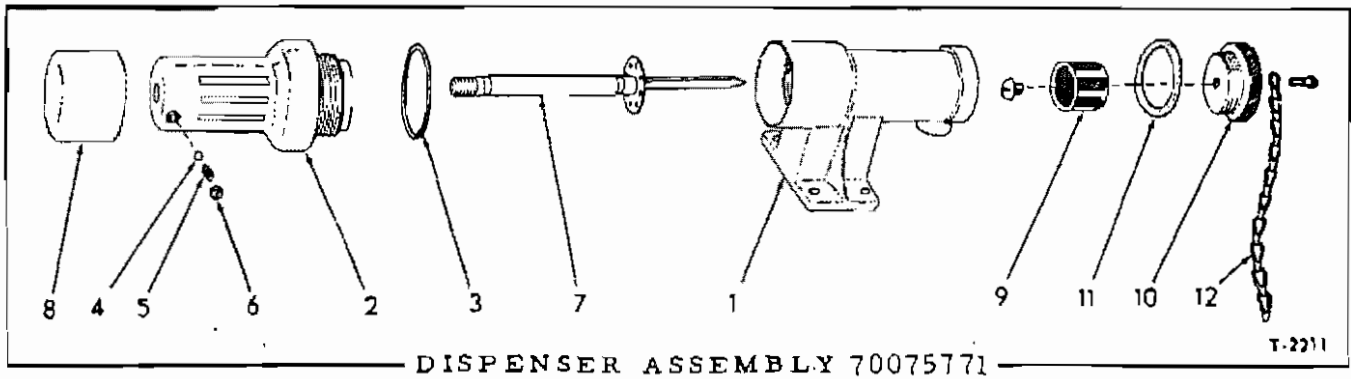
USAGE: Standard equipment on units prior to serial No. 12825 except those ordered with Air Heater as a substitute. Special equipment after serial No. 12825.

ITEM	PART NO.	QTY.	DESCRIPTION
1	70075771	1	DISPENSER ASSEMBLY, priming fuel (See page 166 for parts)
	70913706	4	CAPSCREW, #10-24NC x 1" "
	70904203	4	LOCKWASHER, #10
	70910310	4	NUT, #10-24
2	70066261	6	GASKET, dispenser mounting
3	70092160	1	PUMP ASSEMBLY (See page 166 for parts)
4	-----	1	TUBE (8" long)(Used prior to tractor #9157. Order item 7)
	70915488	2	NUT, Sealastic, 1/8" tube
	70915486	2	RING, Sealastic, 1/8" tube (Includes ferrule)
	70915556	1	CONNECTOR, Sealastic, 1/8" tube, 1/8"NPT male
	70915557	1	ELBOW, Sealastic, 90°, 1/8" tube, 1/8"NPT male
	70095020	1	TUBE ASSEMBLY (8-1/2" long. Includes nuts)(Used on tractors #9157 thru #11093)
	70914094	1	CONNECTOR, flare type, 1/8" tube, 1/8"NPT male
	70919093	1	ELBOW, flare type, 90°, 1/8" tube, 1/8"NPT male
	70097815	1	TUBE ASSEMBLY (21-1/2" long. Includes nuts)(Effective with tractor #11094)
	70920477	1	ELBOW, flare type, 45°, 1/8" tube, 1/8"NPT male
70919093	1	ELBOW, flare type, 90°, 1/8" tube, 1/8"NPT male	

(Continued)

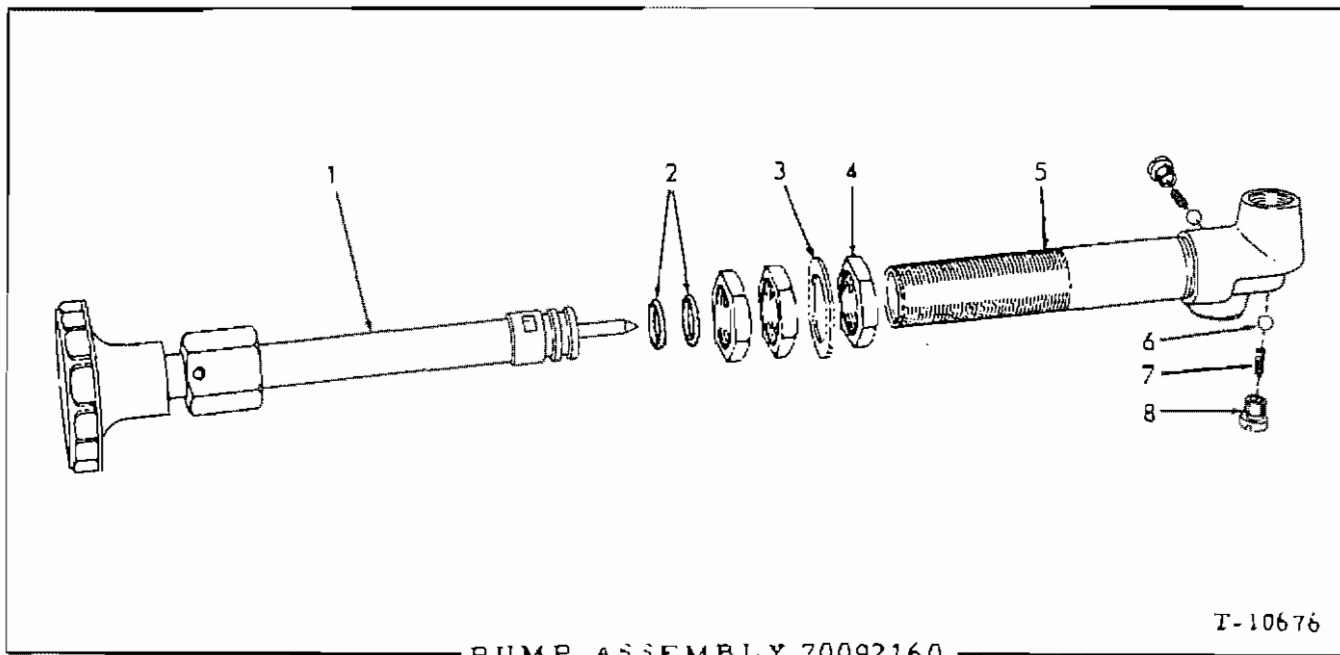
ENGINE PRIMER (Continued)

ITEM	PART NUMBER	QTY.	DESCRIPTION	PACKAGE NUMBER
5	-----	1	TUBE (13" long)(Used prior to tractor #9157. Order item 7)	
	70915488	1	NUT, Sealastic, 1/8" tube	
	70915486	1	RING, Sealastic, 1/8" tube (Includes ferrule)	
	70915557	1	ELBOW, Sealastic, 90°, 1/8" tube, 1/8"NPT male	
	70094698	1	TUBE (18" long)(Effective with tractor #9157)	
	70919100	1	NUT, flare type, 1/8" tube	
	70919099	1	SLEEVE, flare type, 1/8" tube	
	70919093	1	ELBOW, flare type, 90°, 1/8" tube, 1/8"NPT male	
6	70066517	1	ELBOW ASSEMBLY, fuel spray (Includes nozzle, nut and sleeve. Serviced only as a unit)	
7	70066253	-	TUBING, copper, 1/8"O.D., 10 ft. roll (Use as req'd)	



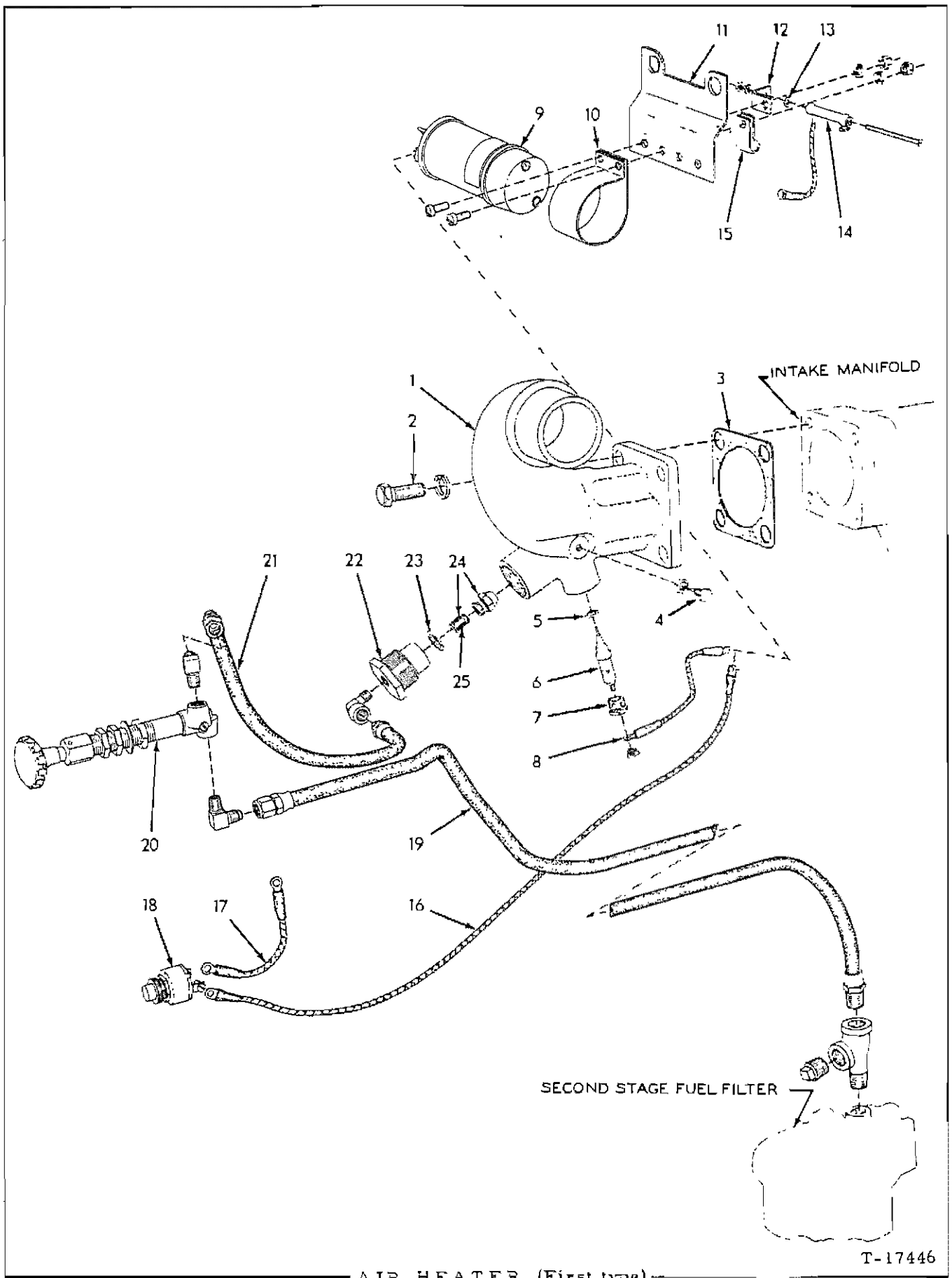
USAGE: See page 164

ITEM	PART NO.	QTY.	DESCRIPTION
1	70068878	1	BODY, fuel dispenser
2	70068879	1	CHAMBER, fuel dispenser
3	70069164	1	GASKET, fuel dispenser chamber
4	70905357	1	BALL, steel, 3/16" diam.
5	70066251	1	SPRING, plunger locking ball
6	70066252	1	PLUG, retaining, locking ball spring
7	70066255	1	PLUNGER, fuel dispenser
8	70068881	1	KNOB, fuel dispenser plunger
9	70068875	1	STRAINER, fuel dispenser
	70915432	1	SCREW, machine, 1/4"NC x 5/16"
10	70075770	1	PLUG, fuel dispenser strainer
11	70068876	1	GASKET, fuel dispenser strainer plug
12	70075769	1	CHAIN, strainer plug retaining
	70901781	1	SCREW, machine, fil-hd., #10-32NF x 1/2"



USAGE: See page 164, 169 and 172

ITEM	PART NO.	QTY.	DESCRIPTION
1	-----	1	PISTON ASSEMBLY (Not serviced separately)
2	70923560	2	O-RING, plunger
3	70066873	1	WASHER, mounting
4	70066872	3	NUT, mounting
5	-----	1	BARREL ASSEMBLY (Not serviced separately)
6	70066876	2	BALL, check valve (5/32" diam.)
7	70066875	2	SPRING, check valve
8	70066874	2	RETAINER, check valve



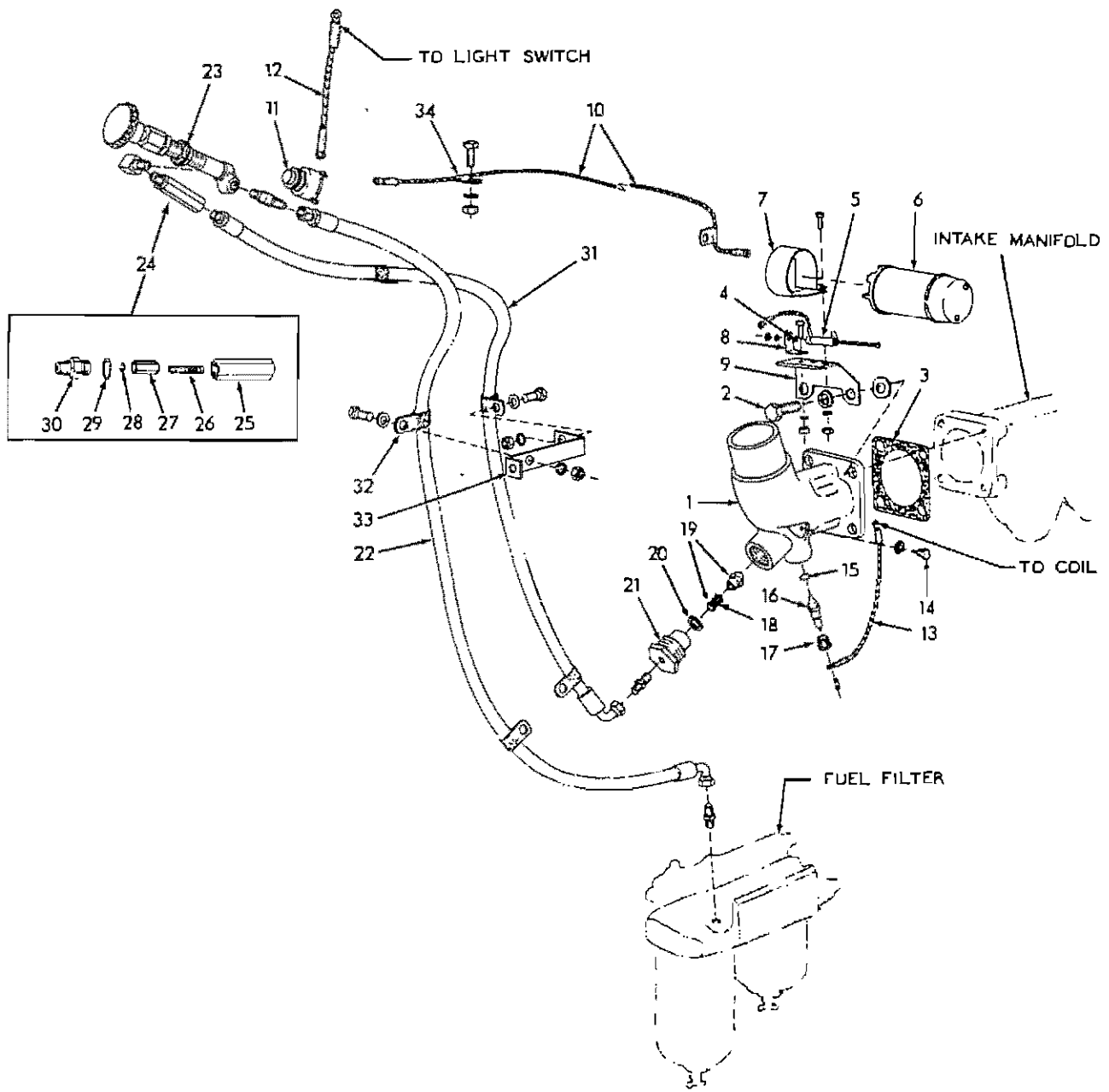
AIR HEATER (First type)

T-17446

AIR HEATER

USAGE: Optional equipment in place of standard Engine Primer on tractors prior to serial No. 9157.

ITEM	PART NO.	QTY.	DESCRIPTION
1	70088037	1	ELBOW, air intake (Replaces standard ELBOW 085886)
2	70035190	4	CAPSCREW, 1/2"NC x 1-1/2"
	70904208	4	LOCKWASHER, 1/2"
3	70086757	1	GASKET, air intake elbow
4	70630827	1	SCREW, electrode
	70904204	1	LOCKWASHER, 1/4"
5	70631566	1	GASKET, insulator
6	70631226	1	INSULATOR PACKAGE (Includes terminal nut and item 5)
7	70630828	1	NUT, insulator retaining
8	70095860	1	CABLE, coil to insulator (high tension)
9	70097026	1	COIL, ignition (Serviced only as a unit)
10	70631199	1	BRACKET, ignition coil mounting
	70912226	2	SCREW, machine, fil-hd., 1/4"NC x 5/8"
	70904204	2	LOCKWASHER, 1/4"
	70911024	2	NUT, 1/4"NC
11	70088045	1	PLATE, coil mounting
12	70630829	1	BRACKET, resistor mounting
13	70631198	1	WASHER, insulating
14	70630830	1	RESISTOR
	70915922	1	SCREW, machine, #8-32 x 2-1/4"
	70915923	1	LOCKWASHER, external teeth, #8
	70907154	1	NUT, #8-32
15	70040338	1	CLIP, hose supporting
16	70087804	1	CABLE, switch to coil (33" long)
17	70051006	1	CABLE, air heater switch to light switch (4-1/2" long)
18	70031337	1	SWITCH, push-button (Includes mounting nut)
19	70088471	1	HOSE, fuel supply (36" long)
	70910161	1	ELBOW, flare type, 1/4" tube, 1/8"NPT male
	70913938	1	TEE, pipe service, 1/4"NPT
	70901652	1	PLUG, pipe, 1/4"NPT
20	70092160	1	PUMP ASSEMBLY (See page 167 for service parts)
21	70089740	1	HOSE, fuel discharge (15" long)
	70910161	1	ELBOW, flare type, 1/4"tube, 1/8"NPT male
	70907059	1	ELBOW, street, 90°, 1/8"NPT
22	70088038	1	BUSHING, nozzle adapting
23	70630787	1	WASHER, spray nozzle
24	70631224	1	NOZZLE ASSEMBLY, spray (Includes item 25)
25	70631225	1	STRAINER ASSEMBLY, spray nozzle (1 body and 1 screen)



AIR HEATER

AIR HEATER

USAGE: Special equipment. For all units except those equipped with Engine Primer.

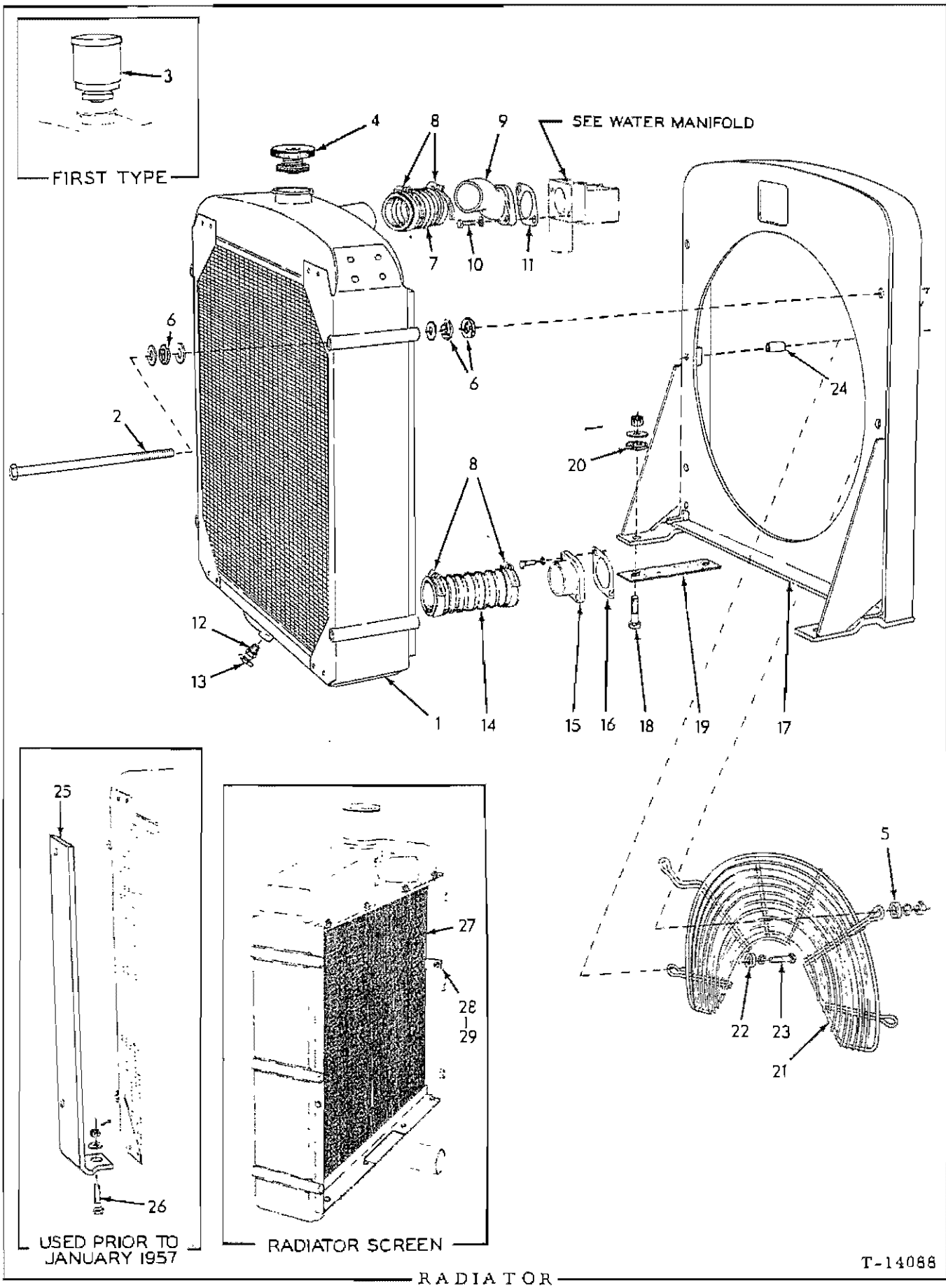
ITEM	PART NO.	QTY.	DESCRIPTION
1	70098459	1	ELBOW, air intake (Replaces standard ELBOW 097793 on units with oil-bath air cleaner)
	70623742	1	ELBOW, air intake (Replaces standard ELBOW 623673 on units with dry-type air cleaner)
2	-----	4	CAPSCREW } See AIR CLEANER
	-----	4	
3	70086757	1	GASKET, air intake elbow
4	70631198	1	WASHER, insulating
5	70630830	1	RESISTOR
	70915922	1	SCREW, machine, #8-32 x 2-1/4"
	70915923	1	LOCKWASHER, external teeth, #8
	70907154	1	NUT, #8-32
6	70097026	1	COIL, ignition (Serviced only as a unit)
7	70631199	1	BRACKET, coil mounting (band type)
	70912226	2	SCREW, machine, fil-hd., 1/4"NC x 5/8"
	70904204	2	LOCKWASHER, 1/4"
	70911024	2	NUT, 1/4"NC
8	70630829	1	BRACKET, resistor mounting
	70912226	1	SCREW, machine, fil-hd., 1/4"NC x 5/8"
	70904204	1	LOCKWASHER, 1/4"
	70911024	1	NUT, 1/4"NC
9	70095862	1	BRACKET, coil mounting (angle type)
	70900818	2	WASHER, plain, U.S. std., 1/2"
10	70066581	1	CABLE, switch to coil (39" long)
11	70031337	1	SWITCH, push-button (Includes mounting nut)
12	70051006	1	CABLE, air heater switch to light switch (4-1/2" long)
13	70095860	1	CABLE, coil to insulator (high tension)
14	70630827	1	SCREW, electrode
	70904204	1	LOCKWASHER, 1/4"
15	70631566	1	GASKET, insulator
16	70631226	1	INSULATOR PACKAGE (Includes terminal nut and item 15)
17	70630828	1	NUT, insulator retaining
18	70631225	1	STRAINER ASSEMBLY, spray nozzle (1 body and 1 screen)
19	70631224	1	NOZZLE ASSEMBLY, spray (Includes item 18)
20	70630787	1	WASHER, spray nozzle
21	70088038	1	BUSHING, nozzle adapting

} Used prior to tractor #15791

(Continued)

AIR HEATER (Continued)

ITEM	PART NO.	QTY.	DESCRIPTION
22	70644697	1	HOSE, fuel supply (See HOSE PARTS)(Used prior to tractor#15791)
	70646908	1	HOSE, fuel supply (See HOSE PARTS)(Effective with tractor#15791)
	70919173	1	ELBOW, flare type, 90°, 1/4" tube, 1/8"NPT male
	70919171	1	CONNECTOR, flare type, 1/4" tube, 1/8"NPT male
23	70092160	1	PUMP ASSEMBLY (See page 167 for parts)
24	70094642	1	VALVE ASSEMBLY, check (Consists of items 25 thru 30)
	70915399	1	ELBOW, street, brass, 90°, 1/8"NPT
25	70094890	1	BODY, check valve
26	70048603	1	SPRING, check valve
27	70048608	1	PLUNGER, check valve
28	70048606	1	DISC, check valve
29	70630713	1	WASHER, check valve
30	70092793	1	CONNECTOR, check valve
31	70647915	1	HOSE, fuel discharge (See HOSE PARTS)(Used prior to tractor#15791)
	70646907	1	HOSE, fuel discharge (See HOSE PARTS)(Effective with tractor#15791)
	70919171	1	CONNECTOR, flare type, 1/4" tube, 1/8"NPT male
32	70094527	5	CLIP, hose supporting (1/2"diam.)(Used prior to tractor #18194)
	70644006	5	CLIP, hose supporting (9/16"diam)(Effective with tractor #18194)
	70036032	4	CAPSCREW, 3/8"NF x 3/4"
	70911115	6	WASHER, plain, SAE std., 3/8"
	70904206	4	LOCKWASHER, 3/8"
	70911041	4	NUT, 3/8"NF
33	70098487	1	BRACKET, clip supporting
34	70066260	2	CLIP, switch cable (Used prior to tractor #15791)
	70036032	1	CAPSCREW, 3/8"NF x 3/4"
	70904206	1	LOCKWASHER, 3/8"
	70911041	1	NUT, 3/8"NF



RADIATOR

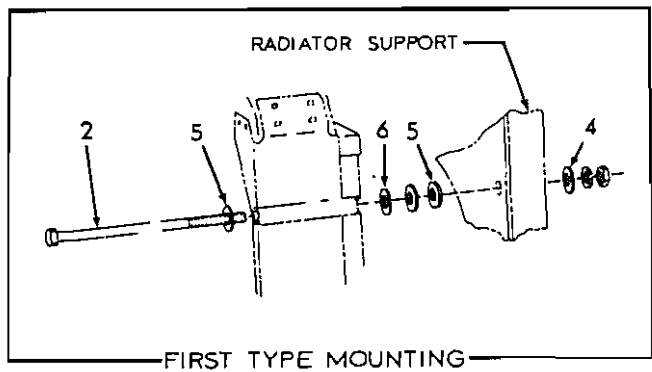
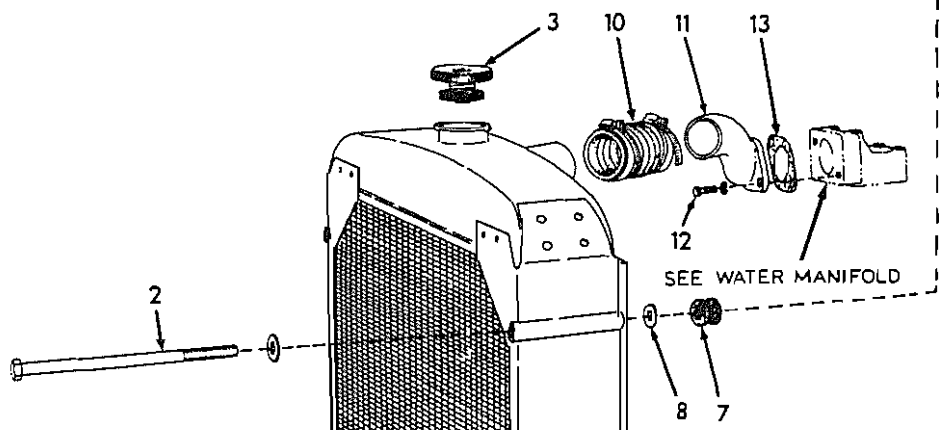
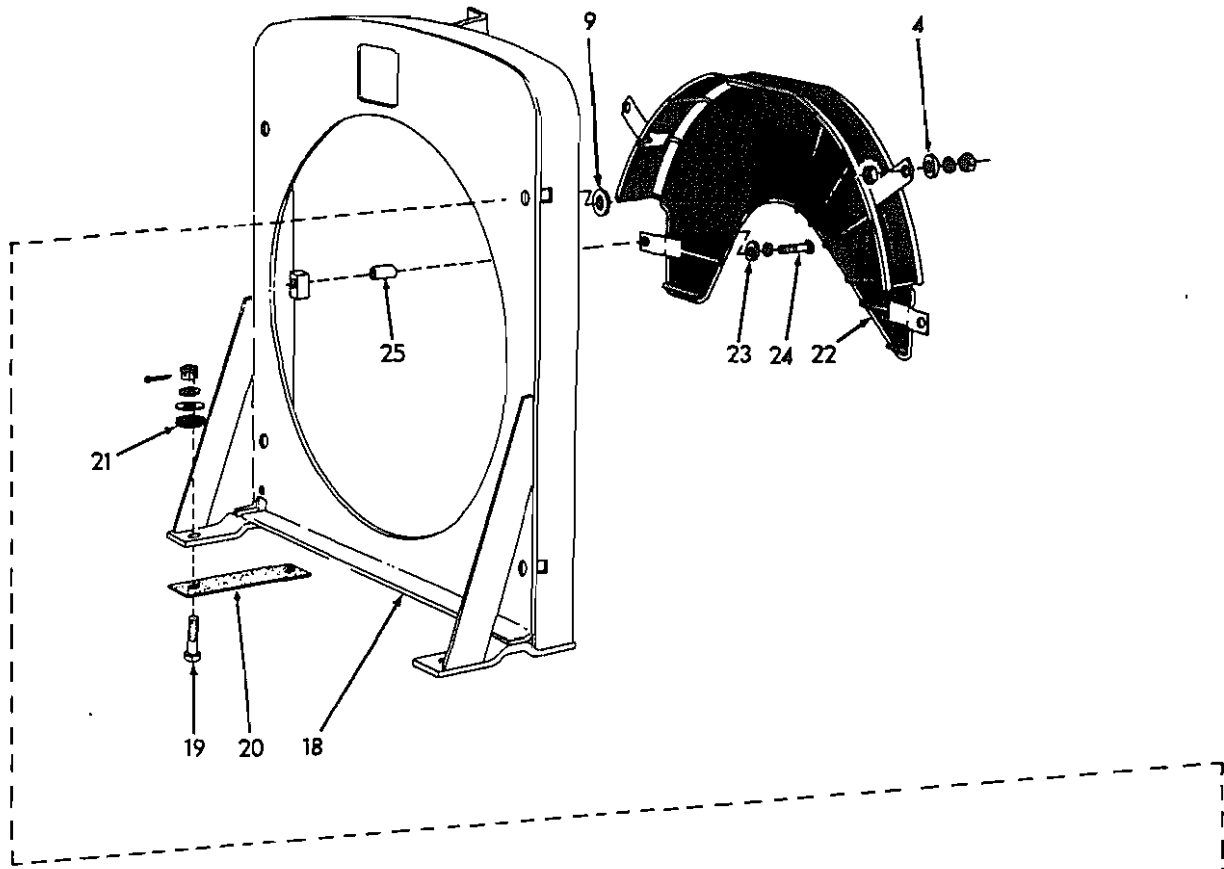
* Used prior to January 1957 } Loaders prior
 ** Effective January 1957 } to S/N 13322

ITEM	PART NO.	QTY. * **	DESCRIPTION
1	-----	1	RADIATOR ASSEMBLY (Order RADIATOR ASSEMBLY 70649353 and MOUNTING KIT 70645765)
	70092023	- 1	RADIATOR ASSEMBLY (Includes item 4)(Standard)
	70631785	- 1	RADIATOR ASSEMBLY (Includes item 4)(Special equipment. Has armored tubes at rear of core)
2	70099332	6 2	CAPSCREW, 1/2"NF x 7-3/4"
	70093059	- 2	CAPSCREW, 1/2"NF x 8-1/2"
	70904208	6 2	LOCKWASHER, 1/2"
	70900818	- 16	WASHER, plain, U. S. std., 1/2"
	70916009	- 4	WASHER, shimming (1/32" thick. Use as req'd)
	70911043	- 2	NUT, 1/2"NF
	70913830	- 2	NUT, jam, 1/2"NF
3	70087377	1 1	CAP ASSEMBLY, pressure type (Serviced only as a unit)(Used prior to approx. tractor #6883)
4	70092028	- 1	CAP ASSEMBLY, pressure type (Serviced only as a unit)(Effective with approx. tractor #6883)
5	70064531	- 2	WASHER, plain, radiator upper mounting capscrew
6	70093054	- 8	WASHER, radiator mounting (rubber)
7	70088349	1 1	HOSE, upper
8	70090162	4 4	CLAMP, hose, adjustable, 2-5/16" to 3-1/4" diam.
9	70088242	1 1	ELBOW, engine water outlet
10	70043886	2 2	CAPSCREW, 7/16"NC x 1"
	70904207	2 2	LOCKWASHER, 7/16"
11	74300145	1 1	GASKET, water outlet elbow
12	70201671	1 1	COCK ASSEMBLY, radiator drain (Includes item 13)
	70910149	1 1	ELBOW, street, 45°, 3/8"NPT (Used prior to tractor #3121)
13	70209359	1 1	STEM, radiator drain cock
14	70088348	1 1	HOSE, lower
15	74321254	1 1	PIPE, engine water inlet
	70903630	2 2	CAPSCREW, 3/8"NC x 1"
	70904206	2 2	LOCKWASHER, 3/8"
16	74346456	1 1	GASKET, water inlet pipe
17	70620280	1 1	SUPPORT, radiator
18	70035067	4 -	CAPSCREW, 1/2"NF x 2"
	70093061	- 4	CAPSCREW, drilled end, 1/2"NF x 2"
	70904208	4 -	LOCKWASHER, 1/2"
	70900818	- 4	WASHER, plain, U. S. std., 1/2"
	70916009	- 4	WASHER, shimming (1/32" thick. Use as required)
	70911043	4 -	NUT, 1/2"NF
	70910867	- 4	NUT, slotted, 1/2"NF
	70900806	- 4	PIN, cotter, 1/8" x 1"

(Continued)

RADIATOR (Continued)

ITEM	PART NO.	QTY.		DESCRIPTION
		*	**	
19	70093055	-	2	PAD, support mounting (rubber)
20	70093054	-	4	WASHER, support mounting (rubber)
21	70634197	1	1	GUARD, fan (If for first replacement on tractors prior to #11094 also order 1 SPACER 620457 and 2 CAPSCREW 070403)
22	70064531	2	2	WASHER, plain (1/4" thick)
23	70070469	-	2	CAPSCREW, 1/2"NF x 1-1/4" (Used prior to tractor #11094)
	70070403	-	2	CAPSCREW, 1/2"NF x 3" (Effective with tractor #11094)
	70904208	4	2	LOCKWASHER, 1/2"
	70900818	2	-	WASHER, plain, U. S. std., 1/2"
	70911043	4	-	NUT, 1/2"NF
24	70620057	-	2	SPACER, fan guard (Effective with tractor #11094)
25	70093025	1	-	SUPPORT, radiator, left side
	70093026	1	-	SUPPORT, radiator, right side
26	70093027	2	-	CAPSCREW, (drilled-end, 1/2"NF x 2-3/8")
	70900818	2	-	WASHER, plain, U.S. std., 1/2"
	70910867	2	-	NUT, slotted, 1/2"NF
	70900806	2	-	PIN, cotter, 1/8" x 1"
27	70092386	1	1	SCREEN, radiator (Standard. Used with push type fan)
	70912789	8	8	CAPSCREW, 1/4"NF x 3/4"
	70092635	8	8	WASHER, plain (9/64" thick)
	70904204	8	8	LOCKWASHER, 1/4"
	70911040	8	8	NUT, 1/4"NF
28	70087339	2	2	ANGLE, screen retaining, inner (Used prior to tractor #6257)
29	70087342	2	2	ANGLE, screen retaining, outer (Used prior to tractor #6257)
	70917033	2	2	CAPSCREW, 1/4"NF x 3/4"
	70911114	2	2	WASHER, plain, SAE std., 1/4"
	70904204	2	2	LOCKWASHER, 1/4"
	70911040	2	2	NUT, 1/4"NF
30	70093390	1	1	SCREEN, trash (Special. Used with suction type fan. Mounts at front of radiator)(Not illustrated)
	70910244	6	6	WASHER, plain, SAE std., 1/2"



RADIATOR

T-27379

RADIATOR

* Tractors prior to serial No. 19282 excluding No. 19224
 ** Tractors serial No. 19282 and up including No. 19224

ITEM	PART NO.	QTY. * **	DESCRIPTION
<u>NOTE:</u> Each Radiator Assembly listed below includes item 3			
1	70649353	1 -	RADIATOR ASSEMBLY (Tractors prior to #15566) (When making first replacement also order item 26)
	-----	1 -	RADIATOR ASSEMBLY (Effective with tractor #15566) (Order RADIATOR ASSEMBLY 649436 and item 26)
	70649436	- 1	RADIATOR ASSEMBLY
	-----	1 -	RADIATOR ASSEMBLY (Order RADIATOR ASSEMBLY 649643 and item 26)
	70649643	- 1	RADIATOR ASSEMBLY
2	70099332	2 2	CAPSCREW, 1/2"NF x 7-5/8"
	70093059	2 2	CAPSCREW, 1/2"NF x 8-1/2"
	70904208	4 4	LOCKWASHER, 1/2"
	70900818	12 4	WASHER, plain, U.S. std., 1/2"
	70911043	4 4	NUT, 1/2"NF
3	70092028	1 1	CAP ASSEMBLY, pressure type (Serviced only as a unit)
4	70064531	2 2	WASHER, plain, radiator upper mounting capscREW
5	70093054	8 -	WASHER, radiator mounting (rubber)
6	70916009	4 -	WASHER, radiator shimming (Use as required)
7	70642441	- 4	DSNUBBER, vibration, radiator mounting
8	70919266	- 4	□WASHER, vibration snubber (1-5/8" O. D.)
9	70914906	- 4	□WASHER, vibration snubber (1-3/4" O. D.)
10	70088349	1 1	HOSE, upper
	70921914	2 2	CLAMP, hose, 2-5/16" to 3-1/4" diam.
11	70099441	1 1	ELBOW, engine water outlet
12	70043886	2 2	CAPSCREW, 7/16"NC x 1"
	70904207	2 2	LOCKWASHER, 7/16"
13	74300145	1 1	□GASKET, water outlet elbow
14	70633519	1 1	COCK, radiator drain
15	70088348	1 1	HOSE, lower
	70921914	2 2	CLAMP, hose, 2-5/16" to 3-1/4" diam.
16	74347003	1 1	PIPE, engine water inlet
	70916271	2 2	CAPSCREW, 3/8"NC x 1"
	70904206	2 2	LOCKWASHER, 3/8"
17	74346456	1 1	□GASKET, water inlet pipe

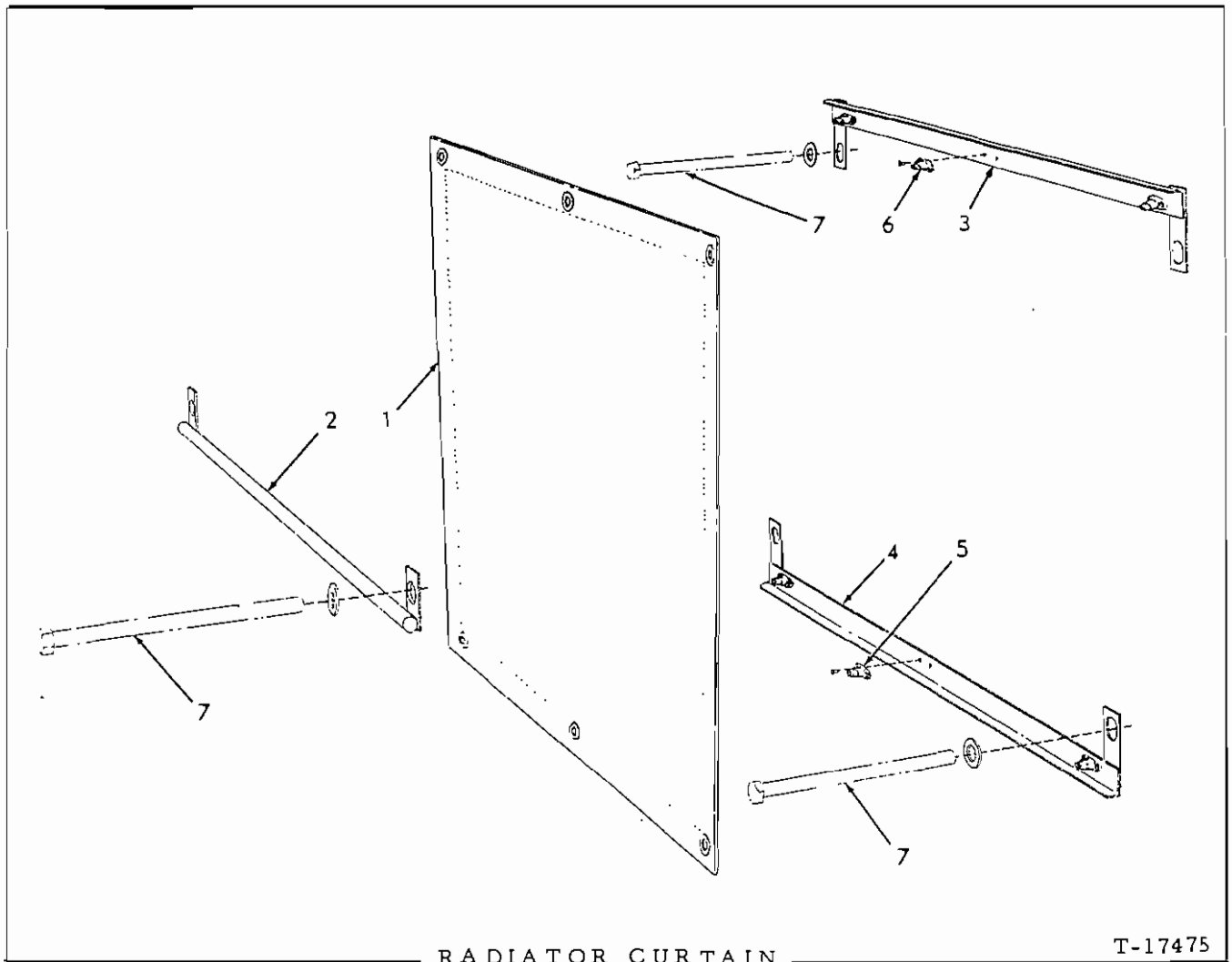
} Standard

} Special. Have in-line
core tubes to reduce
clogging

(Continued)


RADIATOR (Continued)

ITEM	PART NO.	QTY.		DESCRIPTION
		*	**	
18	70649743	1	-	SUPPORT, radiator (Used prior to tractor #16539)(When making first replacement also order item 26)
	-----	1	-	SUPPORT, radiator (Effective with tractor #16539)(Order SUPPORT 649238 and item 26)
	70649238	-	1	SUPPORT, radiator
19	70093061	4	4	CAPSCREW, drilled end, 1/2"NF x 2"
	70900818	4	4	WASHER, plain, U.S. std., 1/2"
	70916009	4	4	WASHER, shimming (1/32" thick. Use as required)
	70910867	4	4	NUT, slotted, 1/2"NF
	70900806	4	4	PIN, cotter, 1/8" x 1"
20	70093055	2	2	PAD, support mounting (rubber)
21	70093054	4	4	WASHER, support mounting (rubber)
22	70646516	1	1	GUARD, fan (bar-type)(Standard)
	70634197	1	1	GUARD, fan (mesh-type)(Special)
23	70064531	2	2	WASHER, plain (1/4" thick)
24	70070403	2	2	CAPSCREW, 1/2"NF x 3" (Tractors prior to #13777)
	70070469	2	2	CAPSCREW, 1/2"NF x 1-1/4" (Tractors #13777 and up)
	70904208	2	2	LOCKWASHER, 1/2"
25	70620057	2	-	SPACER, fan guard (Used prior to tractor #13777)
26	70645765	1	-	MOUNTING KIT, radiator (Includes items 7 thru 9 and instructions for reworking radiator and radiator support for resilient mounting)(Not illustrated)



USAGE: Special equipment. Applicable only to units equipped with special suction fan

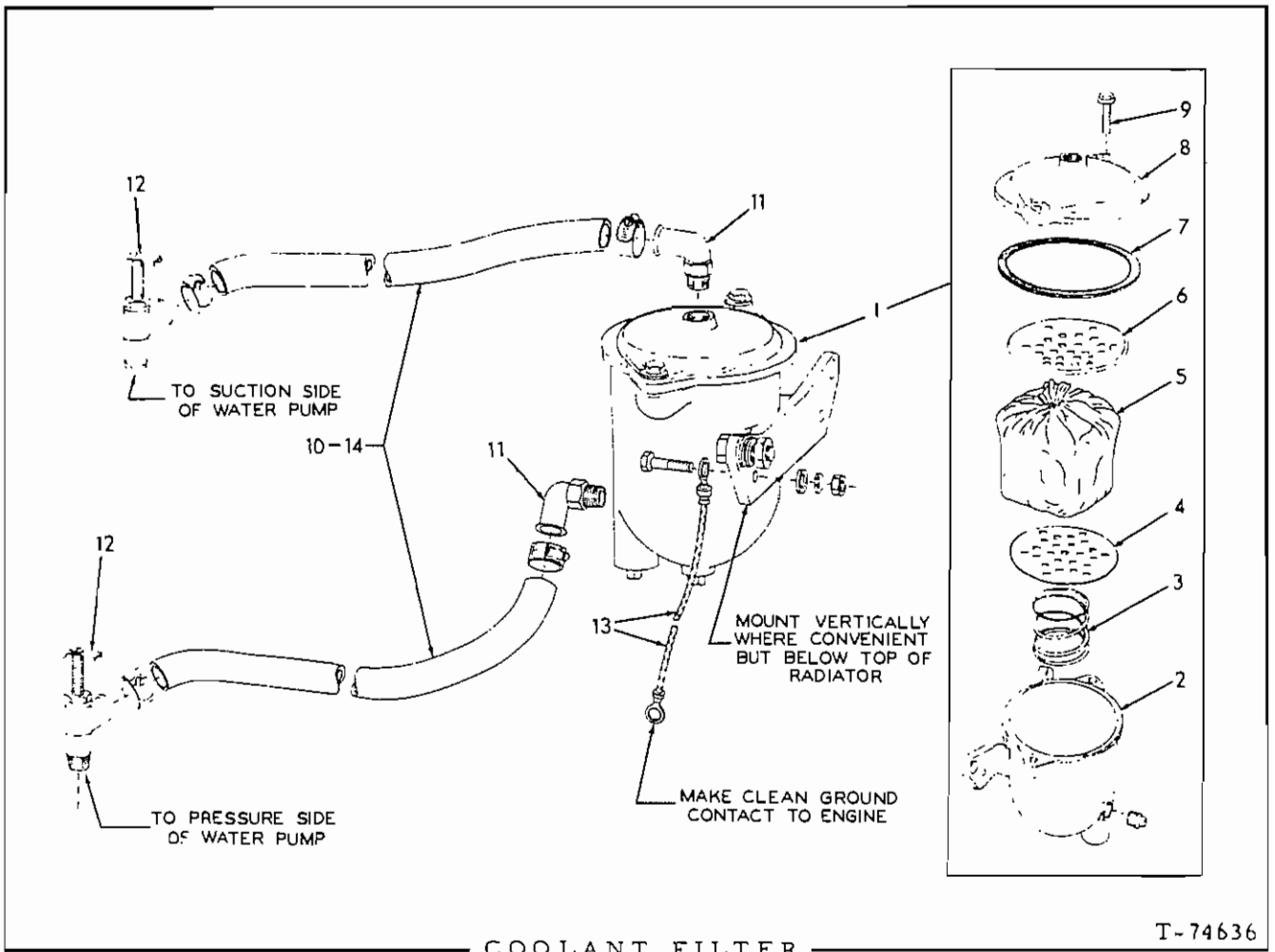
ITEM	PART NO.	QTY.	DESCRIPTION
1	70086920	1	CURTAIN, radiator
2	70086915 70910244	1 2	ROD, curtain supporting (Used prior to March 1957 only) WASHER, plain, SAE std., 1/2"
3	70651153 70910244	1 2	BRACKET ASSEMBLY, curtain attaching, upper (Includes item 6) WASHER, plain, SAE std., 1/2"
4	70651151 70910244	1 2	BRACKET ASSEMBLY, curtain attaching, lower (Includes item 5) WASHER, plain, SAE std., 1/2"
5	70066661 70912839	3 6	FASTENER, curtain (short type) RIVET, ctsk-hd., 1/8" x 1/4"
6	70066662 70912839	3 6	FASTENER, curtain (long type) RIVET, ctsk-hd., 1/8" x 1/4"
7	-----	-	CAPSCREW (See RADIATOR)



RADIATOR SCREENS

- * Used with suction fan only. Front-mounted
- ** Used with pusher fan only on units prior to serial No. 15566. Rear-mounted. Cannot be used with special in-line-core radiator.
- *** Mounts on radiator guard

ITEM	PART NO.	QUANTITY			DESCRIPTION
		*	**	***	
1	70093390	1	-	-	SCREEN, trash
	70910244	6	-	-	WASHER, plain, SAE std., 1/2"
2	70092386	-	1	-	SCREEN, trash
	70912789	-	8	-	CAPSCREW, 1/4"NF x 3/4"
	70092635	-	16	-	WASHER, plain (9/64" thick)
	70904204	-	8	-	LOCKWASHER, 1/4"
	70911040	-	8	-	NUT, 1/4"NF
3	70089625	-	-	1	SCREEN
	70921556	-	-	4	CAPSCREW, 1/2"NC x 2" (Also attach front guard plate)



COOLANT FILTER

T-74636

USAGE: Special Equipment

ITEM	PART NO.	QTY.	DESCRIPTION
-	-----	1	FILTER KIT
1	-----	1	FILTER ASSEMBLY
	70916311	2	CAPSCREW, 1/2"NC x 1-1/4"
	70910244	2	WASHER, plain, SAE std. 1/2"
	70904208	2	LOCKWASHER, 1/2"
	70910325	2	NUT, 1/2"NC
	70914670	2	CAPSCREW, 5/16"NC x 1-1/8"
	70910335	2	WASHER, plain, SAE std. 5/16"
	70904205	2	LOCKWASHER, 5/16"
	70910323	2	NUT, 5/16"NC
2	74055031	1	BODY, filter
	70920131	2	PLUG, pipe. 3/8"NPT
3	74054569	1	SPRING, filter element
4	74054568	1	PLATE, filter element. lower

Discontinued. Order Spin-on Conversion Kit 74393521

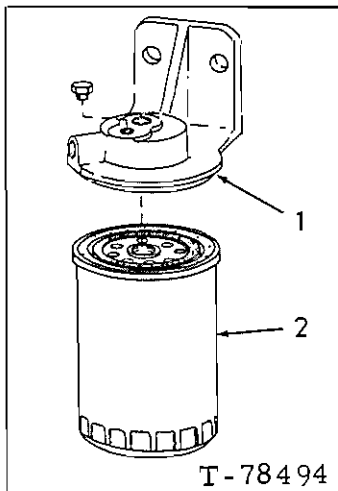
(Continued)

COOLANT FILTER (Continued)

ITEM	PART NO.	QTY.	DESCRIPTION
5	74059380	1	ELEMENT KIT, filter(Includes item 9)(Cannot be used with permanent anti-freeze)
	74059381	1	ELEMENT KIT, filter(Includes item 9)(Can be used with permanent anti-freeze)
6	74055034	1	PLATE, filter element, upper
7	74054566	1	GASKET, filter cover
8	74055032	1	COVER, filter
9	74055033	2	BOLT ASSY. filter cover(Includes washer)
10	-----	1	HOSE(86" length. Cut to suit installation)(For service replacement order item 14)
	70921911	4	CLAMP, hose, 11/16" to 1-1/4" diam.
11	74255286	2	ELBOW, water hose (90°, 5/8" nipple, 3/8"NPT)
12	74255772	2	VALVE, water shut-off(90°, 5/8" nipple, 3/8"NPT)
13	74059367	1	CABLE, ground
14	70920722	-	HOSE, rubber, 5/8" I.D., 25 ft. roll(Used as required)

COOLANT FILTER

USAGE: Service replacement kit 74393521.

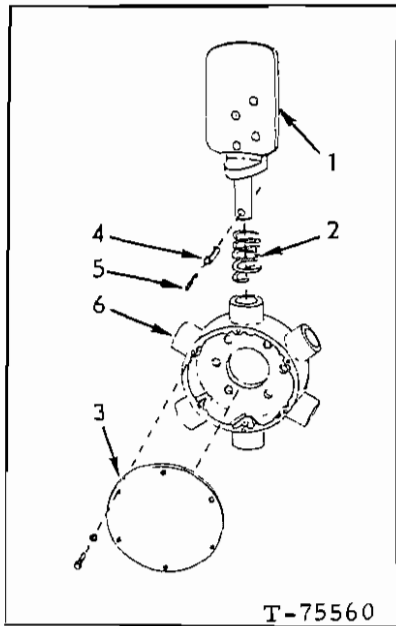


ITEM	PART NO.	QTY.	DESCRIPTION
1	74393427	1	BASE ASSY., filter(Includes plug indented below)
	70919134	1	PLUG, pipe, 1/8"NPT
2	74393504	1	FILTER(Original equipment. All purpose, recommended for use with plain water as well as most types of permanent and non-permanent anti-freeze except "Dowtherm" 209)
	74393505	1	FILTER(Chromate type, for use with "Dowtherm" 209)
3	74393534	1	WIRE
4	74255286	2	ELBOW, 90°, 3/8"NPT
5	70089894	2	COCK, shut-off

} Not illustrated

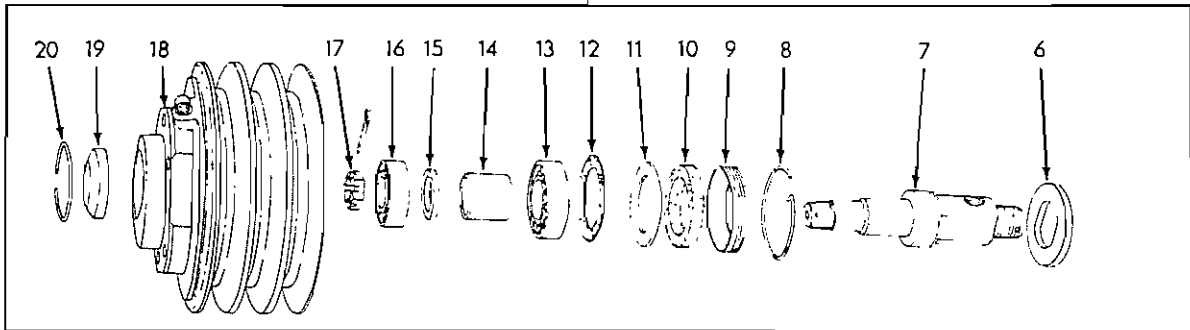
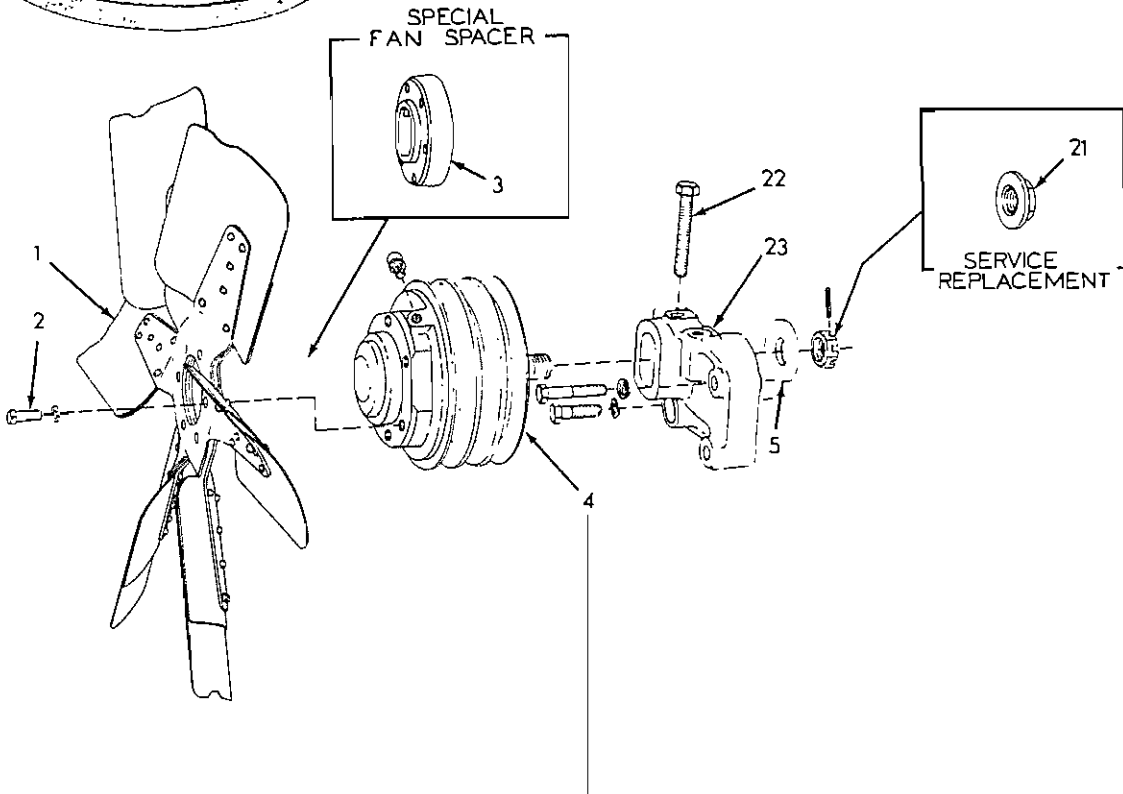
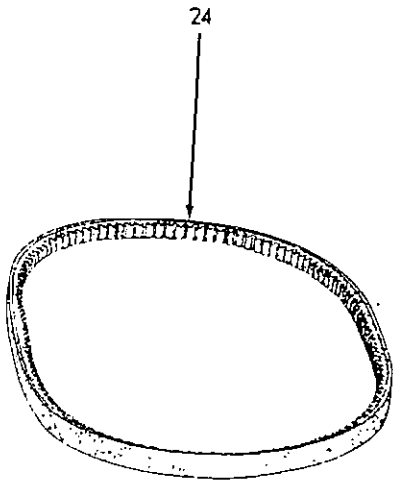
REVERSIBLE FAN 70666515
 ("Huber")

USAGE: Service replacement (See page 191)



ITEM	PART NO.	QTY.	DESCRIPTION
1	-----	6	BLADE (See NOTE below)
2	70668596	6	SPRING
3	70668594	1	COVER, dust
	70926339	6	CAPSCREW, #10-24 x 5/16" (Includes lockwasher)
4	70921839	6	PIN, blade retaining (3/8" O.D.)
5	70915989	6	PIN, blade retaining (7/32" O.D.)
6	-----	1	HUB (See NOTE below)

NOTE: Blade and Hub replacements require precision balancing. Return complete fan to HUBER REVERSIBLE FAN CO., 2103 Hershey Road, Erie, Pennsylvania 16509.



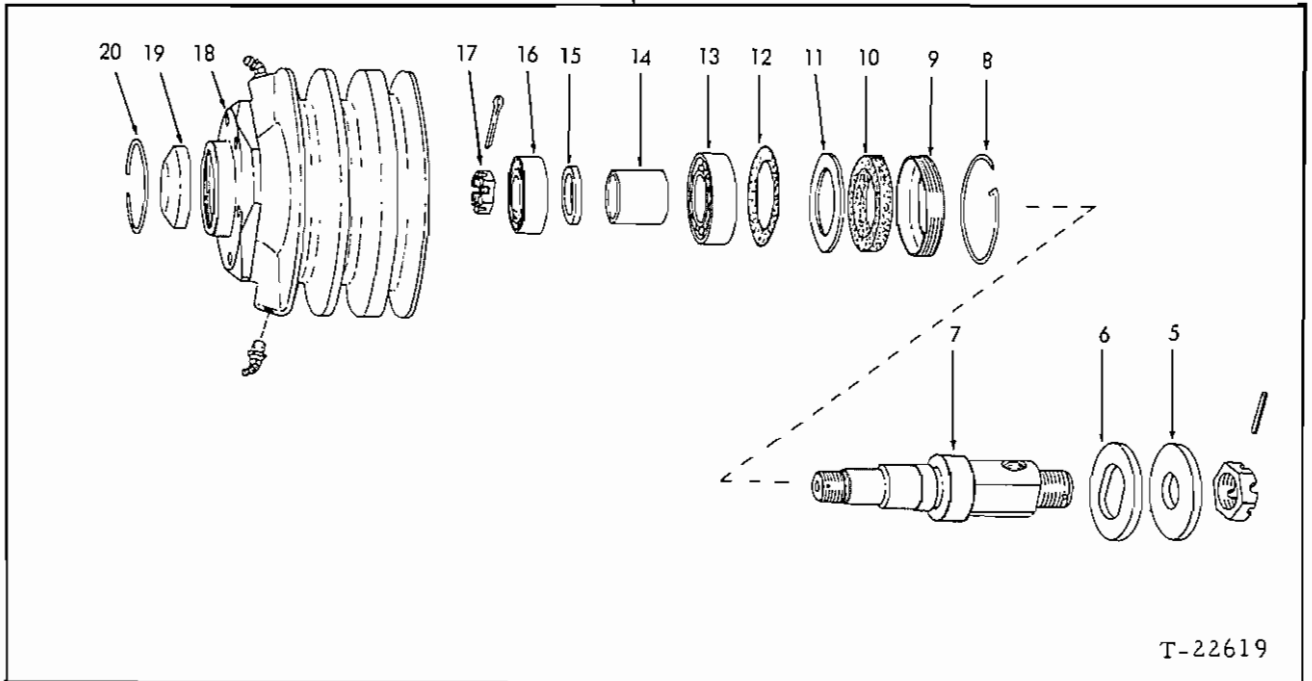
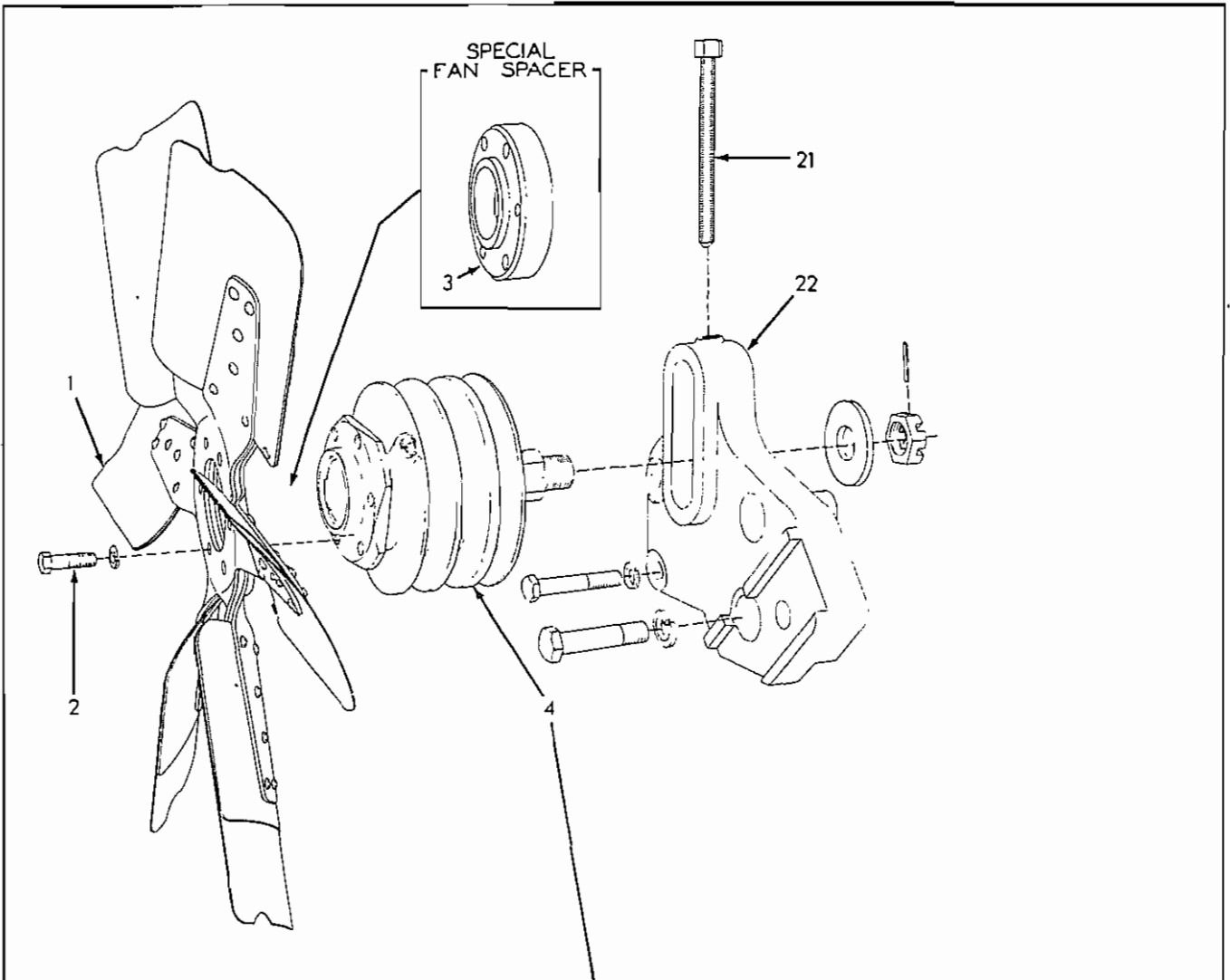
T-24071

FAN (First type)

FAN

USAGE: Engines prior to serial No. 6-10368 with fan belt tightener

ITEM	PART NO.	QTY.	DESCRIPTION
			<u>NOTE:</u> See RADLATOR for fan guard.
1	70090154	1	FAN (Push type. Standard equipment)
	70090155	1	FAN (Suction type. Special equipment)
2	70044249	6	CAPSCREW, 3/8"NC x 1-1/8" (For FAN 090154)
	70013059	6	CAPSCREW, 3/8"NC x 2" (For FAN 090155)
	70904206	6	LOCKWASHER, 3/8"
3	70089019	1	SPACER, fan (For suction fan only)
4	74339455	1	HUB ASSEMBLY (Consists of items 6 thru 20)
5	74371703	1	WASHER, plain, spindle clamping, rear (Original equipment. See item 21)
6	74056232	1	WASHER, plain, spindle clamping, front
7	74056068	1	SPINDLE (Also order NUT 4339459 when making first replacement)
8	74371707	1	LOCKWIRE, fan hub
9	74040386	1	RETAINER, spindle sealing washer
10	74040385	1	WASHER, spindle sealing (cork)
11	74040384	1	WASHER, retaining, rear bearing
12	74640976	1	GASKET, bearing retaining washer
13	74253863	1	BEARING, ball, rear
14	74040383	1	SPACER, spindle bearings
15	74640978	1	WASHER, spacing, front bearing
16	74253862	1	BEARING, ball, front
17	74348502	1	NUT, spindle
	70911064	1	PIN, cotter, 1/8" x 1-3/8"
18	74054345	1	HUB, fan
	70915274	2	FITTING, lubricating, 45°, 1/8"NPT (Original equipment)
	70915276	2	FITTING, lubricating, 90°, 1/8"NPT (Service replacement)
19	70088561	1	CAP, hub
20	74042081	1	RING, snap, cap retaining (Effective with engine #91131)
21	70911174	1	NUT, jam, slotted, 1"NF
	70915946	1	PIN, roll, 5/32" x 1-1/4" } Original equipment
	74339459	1	NUT, flanged (Service replacement. Discard WASHER 4371703 when installing)
22	74003603	1	SCREW, fan adjustment
23	74338812	1	BRACKET, fan mounting
	70904541	1	CAPSCREW, 1/2"NC x 1-3/4"
	70903642	2	CAPSCREW, 1/2"NC x 2-1/2"
	70904208	3	LOCKWASHER, 1/2"
24	74348911	2	BELT, fan driving (cog type)(Furnished in matched pairs only)



T-22619

T-24072

FAN (Second type)

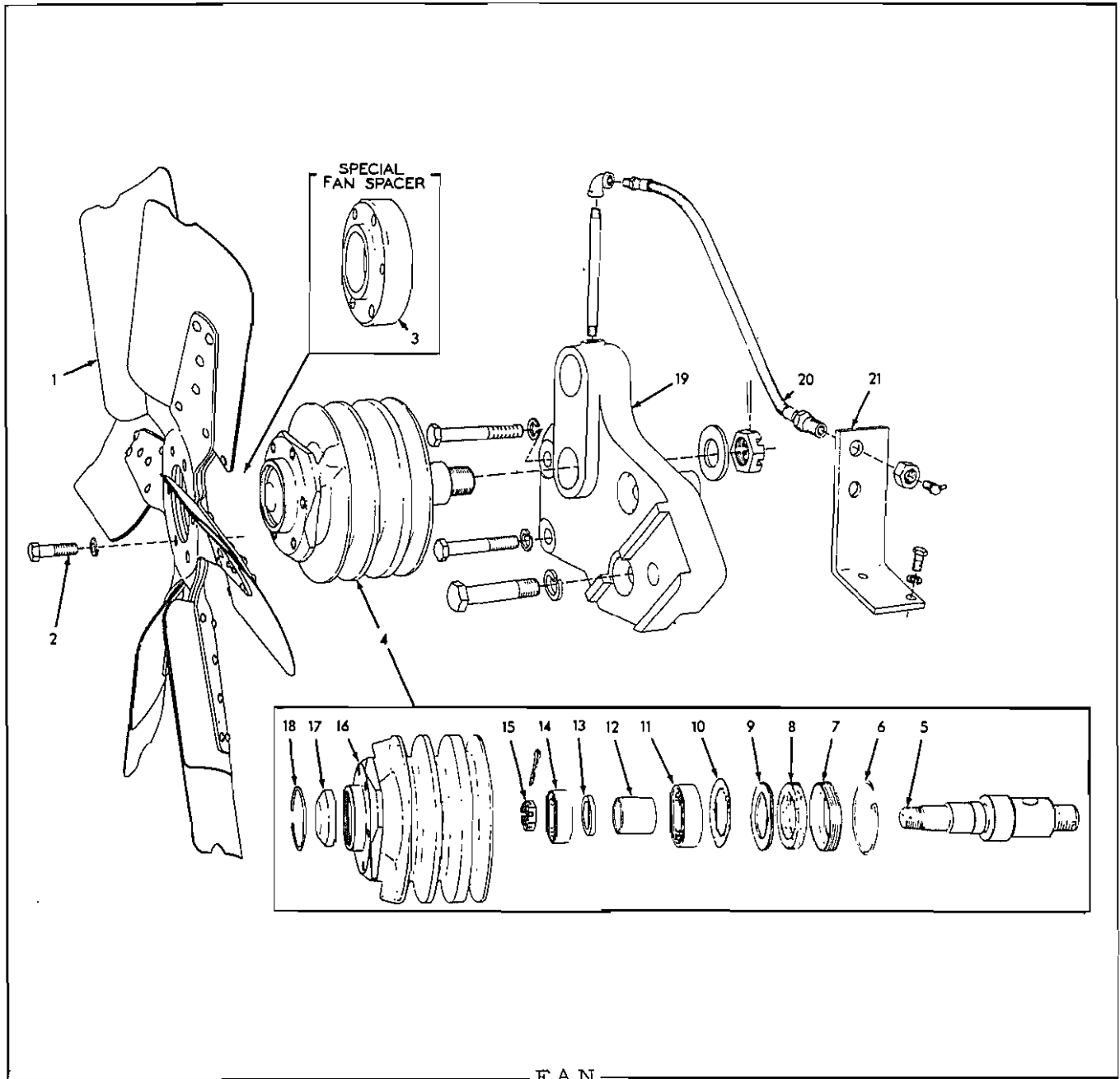
FAN

USAGE: Engines serial No. 6-10368 thru 6-12756 with fan drive

ITEM PART NO. QTY. DESCRIPTION

NOTE: See RADIATOR for fan guard. See FAN DRIVE for fan belt.

1	70090154	1	FAN (Push type. Standard equipment)
1	70090155	1	FAN (Suction type. Special equipment)
2	70044249	6	CAPSCREW, 3/8"NC x 1-1/8" (For push fan)
	70013059	6	CAPSCREW, 3/8"NC x 2" (For suction fan)
	70904206	6	LOCKWASHER, 3/8"
3	70089019	1	SPACER, fan (For use with suction fan only)
4	74349668	1	HUB ASSEMBLY (Consists of items 5 thru 20)
5	74371703	1	WASHER, plain, spindle clamping, rear
6	74056232	1	WASHER, plain, spindle clamping, front
7	74349670	1	SPINDLE
	70911174	1	NUT, jam, slotted, 1"NF (rear)
	70915946	1	PIN, roll, 5/32" x 1-1/4"
8	74371707	1	LOCKWIRE, fan hub
9	74040386	1	RETAINER, spindle sealing washer
10	74040385	1	WASHER, spindle sealing (cork)
11	74040384	1	WASHER, retaining, rear bearing
12	74640976	1	GASKET, bearing retaining washer
13	74253863	1	BEARING, ball, rear
14	74040383	1	SPACER, spindle bearings
15	74640978	1	WASHER, spacing, front bearing
16	74253862	1	BEARING, ball, front
17	74348502	1	NUT, spindle
	70911064	1	PIN, cotter, 1/8" x 1-3/8"
18	74349669	1	HUB, fan
	70915274	2	FITTING, lubricating, 45°, 1/8"NPT
19	70088561	1	CAP, hub
20	74042081	1	RING, snap, cap retaining
21	74349671	1	SCREW, fan adjustment
22	74336522	1	BRACKET, fan mounting
	70904283	3	CAPSCREW, 1/2"NC x 3"
	70904208	3	LOCKWASHER, 1/2"
	70906705	1	CAPSCREW, 5/8"NC x 2-3/4"
	70904209	1	LOCKWASHER, 5/8"



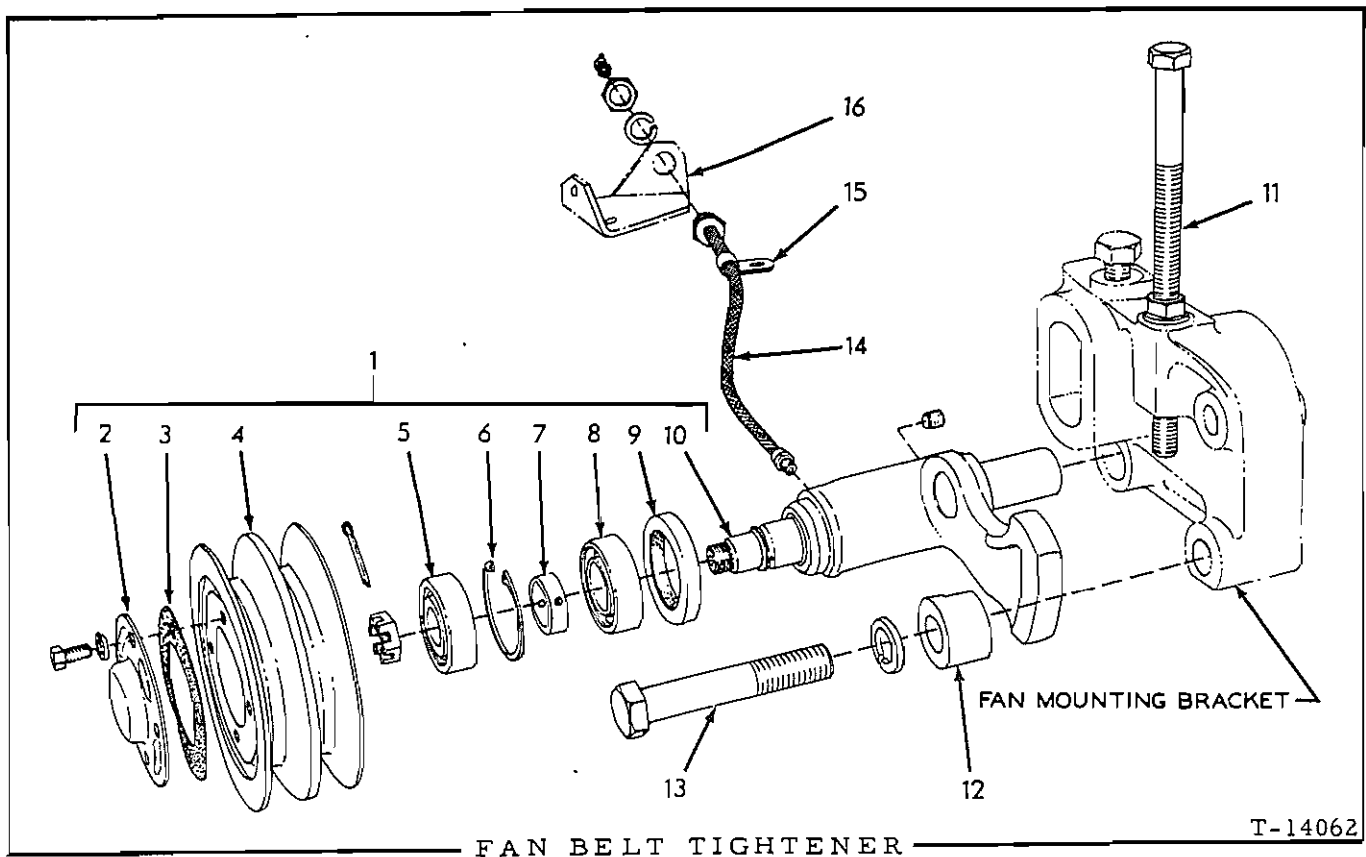
FAN

USAGE: Engine S/N 6-12757 and up with fan drive

ITEM PART NO. QTY. DESCRIPTION

NOTE: See RADIATOR for fan guard. See FAN DRIVE for fan belt.

1	{	70090154	1	FAN (Push type. Standard equipment)
		70090155	1	FAN (Suction type. Special equipment)
2	{	70649979	1	FAN ASSEMBLY, reversible (Special equipment)(Order 70666515)
		70666515	1	FAN ASSY., reversible (Service replacement)(See page 185)
		70044249	6	CAPSCREW, 3/8"NC x 1-1/8" (For push fan)
		70920995	6	CAPSCREW, 3/8"NC x 2" (For suction fan)
		70916269	6	CAPSCREW, 3/8"NC x 1-7/8" (For reversible fan)
		70904206	6	LOCKWASHER, 3/8"
3	{	70089019	1	SPACER, fan (For suction fan only) (7/8" thick)
		70649983	1	SPACER ASSEMBLY, fan (3/8" thick. Includes dowels)(For reversible fan only)
4		74336520	1	HUB ASSEMBLY (Consists of items 5 thru 18)
		70911174	1	NUT, jam, slotted, 1"NF (rear)
		70911159	1	WASHER, plain, SAE std., 1"
		70915946	1	PIN, spring, 5/32" x 1-1/4"
5		74336521	1	SPINDLE
6		74053968	1	LOCKWIRE, fan hub
7		74040386	1	RETAINER, spindle sealing washer
8		74040385	1	WASHER, spindle sealing (cork)
9		74040384	1	WASHER, retaining, rear bearing
10		74640976	1	GASKET, bearing retaining washer
11		74253863	1	BEARING, ball, rear
12		74040383	1	SPACER, spindle bearings
13		74640978	1	WASHER, spacing, front bearing
14		74253862	1	BEARING, ball, front
		74348502	1	NUT, spindle
15		70911064	1	PIN, cotter, 1/8" x 1-3/8"
		74336529	1	HUB, fan
16		70088561	1	CAP, hub
17		74042081	1	RING, snap, cap retaining
18		74336522	1	BRACKET, fan mounting
		70915969	2	CAPSCREW, 1/2"NC x 3"
		70916319	1	CAPSCREW, 1/2"NC x 3-1/2"(Also attaches generator brace)
		70904208	3	LOCKWASHER, 1/2"
		70915971	1	CAPSCREW, 5/8"NC x 2-3/4"
		70904209	1	LOCKWASHER, 5/8"
19		74336526	1	HOSE, lubricating (14-1/2" long)
		70901474	1	NIPPLE, pipe, 1/8"NPT x 4-1/2"
		70901676	1	ELBOW, pipe, 90°, 1/8"NPT
		70915274	1	FITTING, lubricating, 45°, 1/8"NPT
		70911049	1	NUT, jam, 5/8"NF
20		74336523	1	BRACKET, lubricating hose
		70915408	1	CAPSCREW, 3/8"NC x 3/4"
		70904206	1	LOCKWASHER, 3/8"



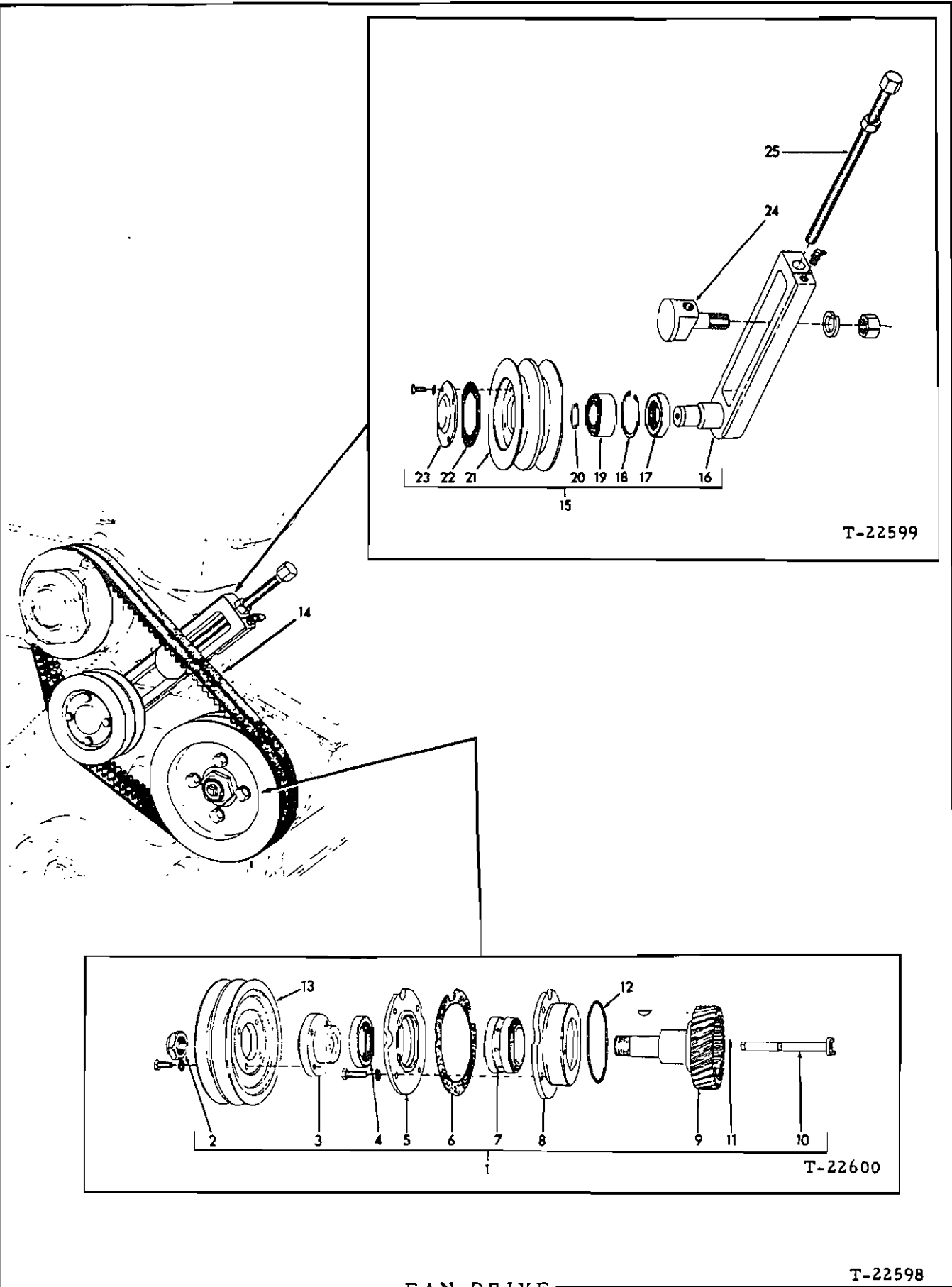
USAGE: Engines prior to serial No. 6-10368. See FAN DRIVE for superseding design.

ITEM	PART NO.	QTY.	DESCRIPTION
1	74348431	1	PULLEY ASSEMBLY, fan belt tightener (Consists of items 2 thru 10)
2	74348118	1	COVER, pulley
	70903626	4	CAPSCREW, 5/16"NC x 3/4"
	70904205	4	LOCKWASHER, 5/16"
3	74348122	1	GASKET, pulley cover
4	74348421	1	PULLEY
5	74253869	1	BEARING, ball, front
6	74252137	1	RING, snap, pulley retaining
7	74348121	1	SPACER, bearing
8	74253862	1	BEARING, ball, rear
9	74253765	1	SEAL, oil
10	74348283	1	LEVER ASSEMBLY (Includes PLUG and FITTING indented below)
	70910230	1	PLUG, pipe, slotted-hd., 1/8"NPT
	70914465	1	FITTING, lubricating, straight, 1/8"NPT (Used prior to tractor #973)
	70913470	1	NUT, jam, slotted, 5/8"NF
	70900807	1	PIN, cotter, 1/8" x 1-1/4"

(Continued)

FAN BELT TIGHTENER (Continued)

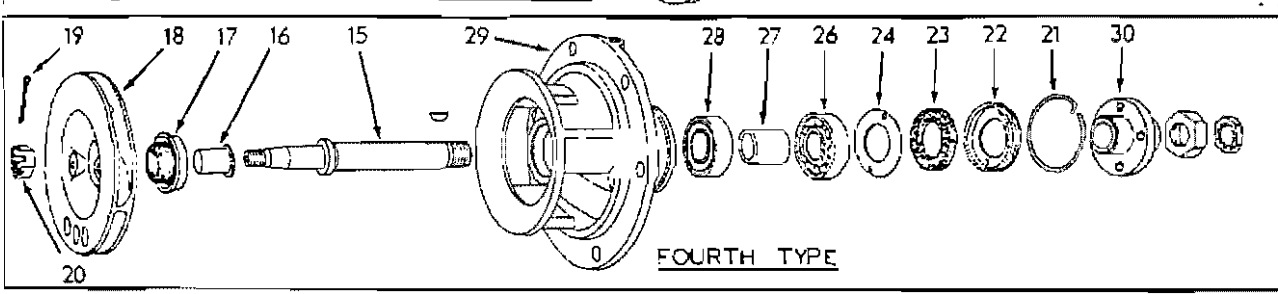
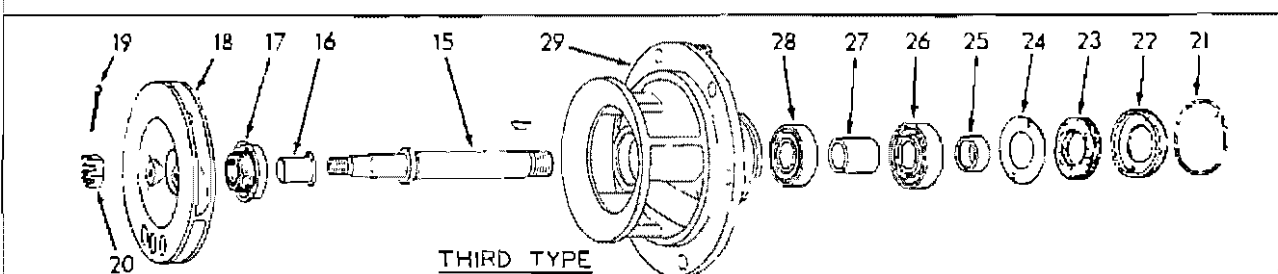
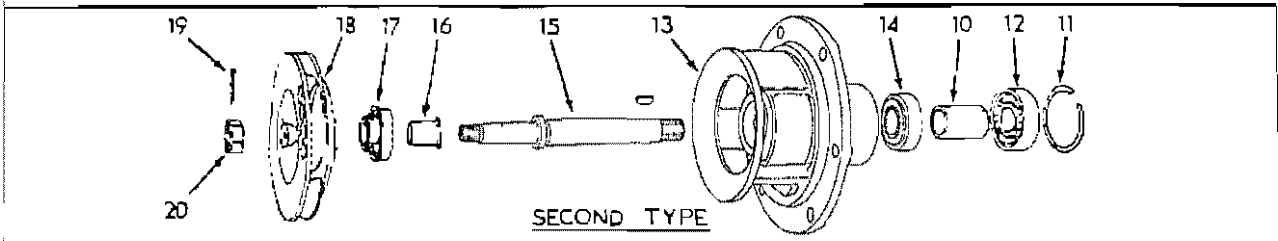
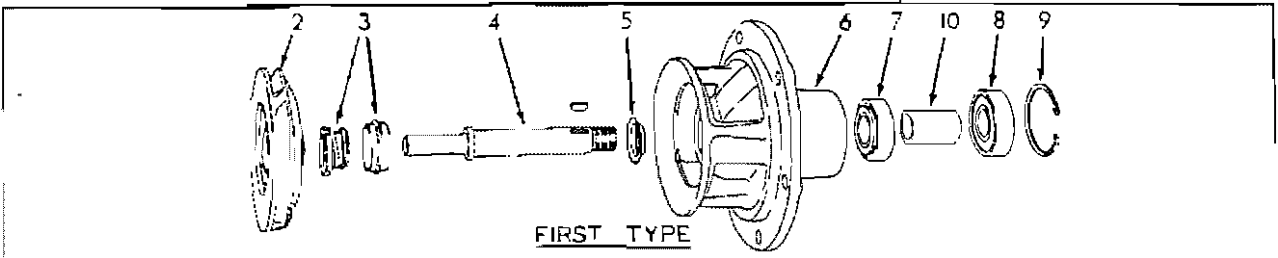
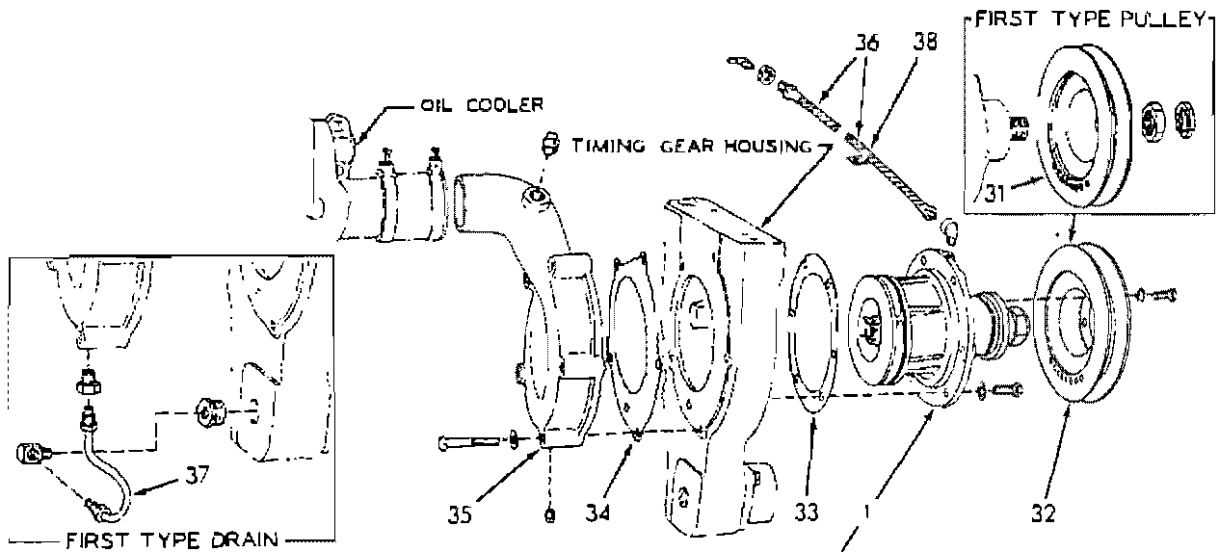
ITEM	PART NUMBER	QTY.	DESCRIPTION
11	74348205	1	SCREW, belt adjustment (1/2"NC x 8")
	70904208	1	LOCKWASHER, 1/2"
	70910510	1	NUT, jam, 1/2"NC
12	74348442	1	CLAMP, locking
13	74348443	1	CAPSCREW, locking clamp (5/8"NC x 3-1/2")
	70904209	1	LOCKWASHER, 5/8"
14	70045507	1	HOSE, fan belt tightener lubrication (Effective with tractor #973)
	70915276	1	FITTING, lubricating, 90°, 1/8"NPT
	70904209	1	LOCKWASHER, 5/8"
	70911049	1	NUT, jam, 5/8"NF
15	70040796	1	CLIP, hose supporting (Effective with tractor #973)
16	-----	1	BRACKET (See GENERATOR)



FAN DRIVE

USAGE: Effective with engine S/N 6-10368

ITEM	PART NO.	QTY.	DESCRIPTION	
1	-----	1	DRIVE ASSEMBLY engine #6-14912)	} Order items 2 thru 11
	-----	1	DRIVE ASSEMBLY (hardened gear) (Effective with engine #6-14912)	
2	74335476	1	NUT, flange retaining	
3	74359986	1	FLANGE, pulley mounting	
4	74349736	1	SEAL, oil	
5	74349674	1	FLANGE, seal retaining	
	70916272	4	CAPSCREW, 3/8"NC x 1-1/4"	
	70904206	4	LOCKWASHER, 3/8"	
6	74349011	1	GASKET, seal retaining flange	
7	74253825	1	BEARING, roller	
8	74349014	1	RETAINER, bearing	
9	74335443	1	GEAR, fan drive (Used prior to engine #6-14912)	
	74359990	1	GEAR, fan drive (hardened)(Effective with engine #6-14912)	
	70917755	1	KEY, #91 woodruff, 1/4" x 3/4"	
10	74335444	1	SHAFT, pump timing	} See INJECTION PUMP
11	70923663	1	O-RING, pump timing shaft	
12	70923589	1	□ O-RING, drive mounting	
13	74359936	1	PULLEY, fan drive	
	70916225	4	CAPSCREW, 3/8"NF x 1"	
	70904206	4	LOCKWASHER, 3/8"	
14	74349777	1	BELT, fan drive (Matched set of 2 belts)	
15	-----	1	IDLER ASSEMBLY, belt tightening (Order items 16 thru 23)	
16	74336587	1	SLIDE, fan idler	
	70915275	1	FITTING, lubricating, 65°, 1/8"NPT	
17	74254670	1	SEAL, oil	
18	74254100	1	RING, snap, rear	
19	74255031	1	BEARING, ball	
20	74253555	1	RING, snap, front	
21	74349662	1	PULLEY	
22	74347752	1	GASKET, pulley cover	
23	74347751	1	COVER, pulley	
	70915343	4	CAPSCREW, 1/4"NC x 5/8"	
	70904204	4	LOCKWASHER, 1/4"	
24	74349666	1	BOLT, clamping, fan idler slide	
	70904369	1	LOCKWASHER, 3/4"	
	70910175	1	NUT, 3/4"NF	
25	74349667	1	CAPSCREW, fan belt adjustment	
	70910325	1	NUT, 1/2"NC	



WATER PUMP

T-15208

USAGE: Original equipment

WATER PUMP

- * FIRST TYPE - Used prior to engine #77351.
- ** SECOND TYPE - Used on engines #77351 thru #96151
- *** THIRD TYPE - Used on engines #96152 thru #6-8484.
- **** FOURTH TYPE - Effective with engine #6-8485.

ITEM	PART NO.	QUANTITY				DESCRIPTION
		*	**	***	****	
	-----	1	1	1	-	PUMP ASSEMBLY (Original equipment. Order PUMP ASSEMBLY 74321719 and item 32)
1	-----	-	-	-	1	PUMP ASSEMBLY (Original equipment. Order PUMP ASSEMBLY 74321719)
	74338662	-	-	-	1	PUMP ASSEMBLY (Order PUMP ASSY. 74321719)
	70903630	6	6	6	6	CAPSCREW, 3/8"NC x 1"
	70904206	6	6	6	6	LOCKWASHER, 3/8"
2	74346293	1	-	-	-	IMPELLER
3	74346296	1	-	-	-	SEAL ASSEMBLY (Serviced only as a unit)
4	74347431	1	-	-	-	SHAFT
	70905121	1	-	-	-	KEY, #5 woodruff, 1/8" x 5/8"
5	74346952	1	-	-	-	RING, water slinger
6	-----	1	-	-	-	HOUSING (Order 74321719 and item 32)
7	74253478	1	-	-	-	BEARING, ball, rear
8	74253479	1	-	-	-	BEARING, ball, front
9	74347115	1	-	-	-	RING, snap, bearing retaining
10	74346951	1	1	-	-	SPACER, bearing
11	74041134	-	1	-	-	RING, snap
12	74253917	-	1	-	-	BEARING, ball, front
13	-----	-	1	-	-	HOUSING (Not available. Order 74321719 and item 32)
14	74253914	-	1	-	-	BEARING, ball, rear
15	74348757	-	1	1	1	SHAFT ASSEMBLY (Includes item 16)
	70905121	-	1	1	1	KEY, #5 woodruff, 1/8" x 5/8"
16	74507084	-	1	1	1	FLINGER, water
17	74507091	-	1	1	1	SEAL ASSEMBLY (Serviced only as a unit)
18	74339103	-	1	1	1	IMPELLER ASSEMBLY (Includes ceramic insert)
19	74041097	-	1	1	1	PIN, cotter, impeller nut
20	74375686	-	1	1	1	NUT, impeller retaining

(Continued)

WATER PUMP (Continued)

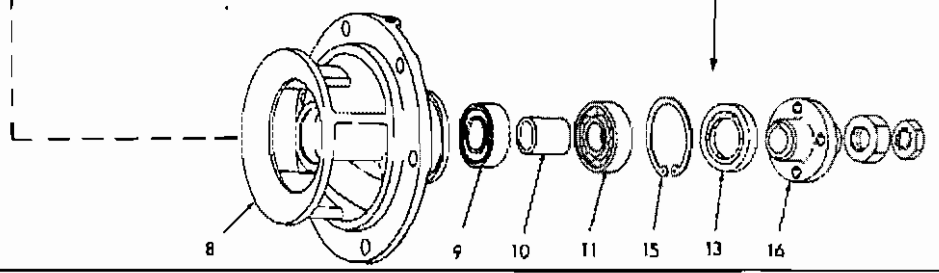
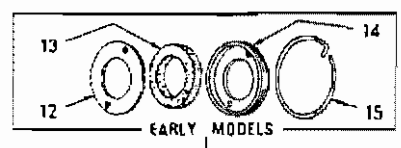
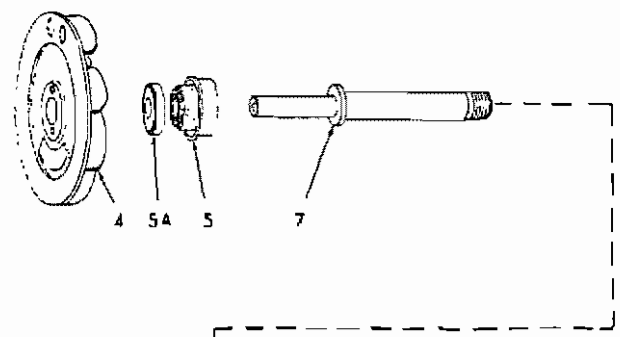
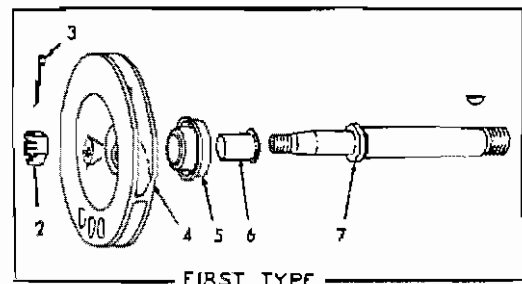
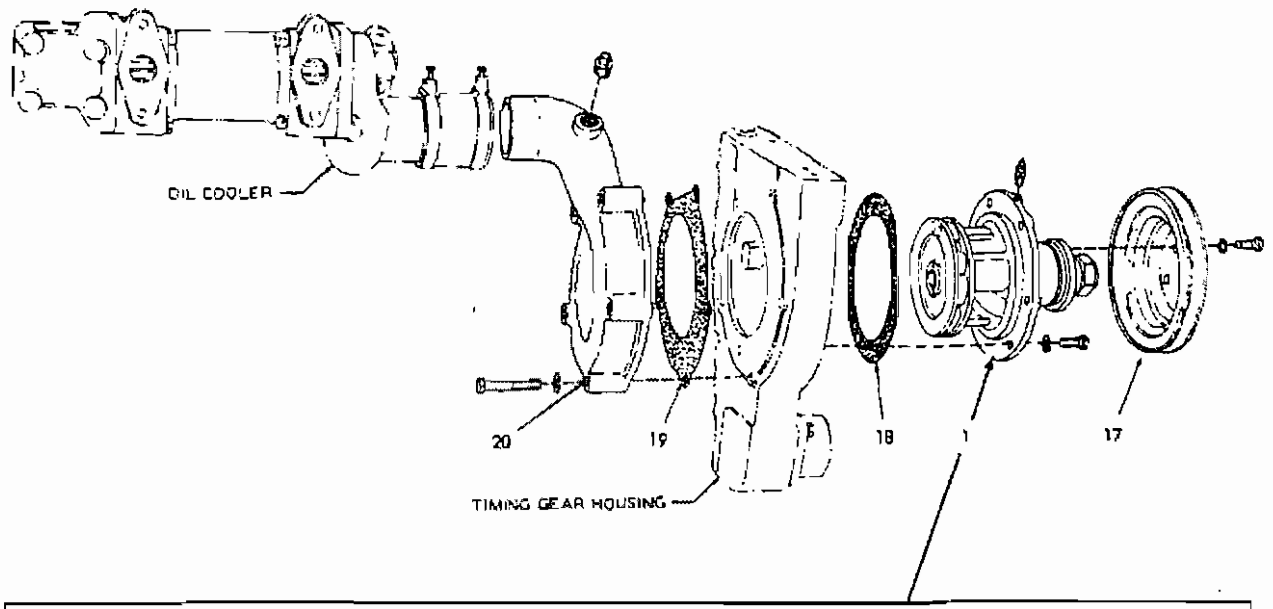
ITEM	PART NO.	QUANTITY				DESCRIPTION
		*	**	***	****	
21	74371707	-	-	1	1	LOCKWIRE, sealing washer retainer
22	74044206	-	-	1	-	RETAINER, sealing washer
	74335320	-	-	-	1	RETAINER, sealing washer
23	74044205	-	-	1	-	WASHER, sealing
	74348825	-	-	-	1	WASHER, sealing
24	74044209	-	-	1	1	WASHER, retaining
25	74044207	-	-	1	-	SPACER, driving pulley
26	74044210	-	-	1	1	BEARING, ball, front
27	74044211	-	-	1	1	SPACER, bearing
28	74044212	-	-	1	1	BEARING, ball, rear
29	74338663	-	-	1	1	BODY, water pump
30	74335808	-	-	-	1	FLANGE, driving pulley
	70910847	-	-	-	1	NUT, 3/4"NF
	70917680	-	-	-	1	NUT, Pal locking, 3/4"NF
31	74348393	1	1	1	-	PULLEY
	70910847	1	1	1	-	NUT, 3/4"NF
	70917680	1	1	1	-	NUT, Pal locking, 3/4"NF
32	74335809	-	-	-	1	PULLEY (7-1/8" diam.)(Used prior to engine #6-10368
	74349675	-	-	-	1	PULLEY (6" diam.)(Effective with engine #6-10368)
	70916206	-	-	-	4	CAPSCREW, 5/16"NF x 7/8"
	70904205	-	-	-	4	LOCKWASHER, 5/16"
33	74346744	1	1	1	1	□ GASKET, water pump
34	74335056	1	1	1	1	□ GASKET, water pump volute
35	74348330	1	1	-	-	VOLUTE (Has external drain)(Used prior to engine #91809)
	70901651	1	1	-	-	PLUG, pipe, 1/8"NPT
	74321266	-	1	1	1	VOLUTE (Has internal drain)(Effective with engine #91809)
	70904281	5	5	5	5	CAPSCREW, 3/8"NC x 2-1/4"
	70904206	5	5	5	5	LOCKWASHER, 3/8"
	70901653	1	1	1	1	PLUG, pipe, 3/8"NPT

□ Also see PACKAGED PARTS

(Continued)

WATER PUMP (Continued)

ITEM	PART NO.	QUANTITY				DESCRIPTION
		*	**	***	****	
36	70045507	-	-	1	1	HOSE, lubricating (12-1/4" long)(Used prior to engine #6-12757)
	70915276	-	-	1	1	FITTING, lubricating, 90°, 1/8"NPT
	70914463	-	-	1	1	ADAPTER, elbow, 90°, 1/8"NPT
	70904209	-	-	1	1	LOCKWASHER, 5/8"
	70911049	-	-	1	1	NUT, jam, 5/8"NF
	74336527	-	-	-	1	HOSE, lubricating (26-5/8" long)(Effective with engine #6-12757)
	70915274	-	-	-	1	FITTING, lubricating, 45°, 1/8"NPT
	70911049	-	-	-	1	NUT, jam, 5/8"NF
	70914463	-	-	-	1	ADAPTER, elbow, 90°, 1/8"NPT
	37	70089389	1	1	-	-
70913535		1	1	-	-	CONNECTOR, inverted flare, 1/4" tube, 1/8"NPT male
70913039		1	1	-	-	ELBOW, 90°, inverted flare, 1/4" tube, 1/8"NPT male
70904269		1	1	-	-	BUSHING, pipe reducing, 1/2"NPT to 1/8"NPT
74251849		-	-	-	1	CLIP, lubricating hose (Effective with engine #6-12757)



WATER PUMP

T-27396

WATER PUMP

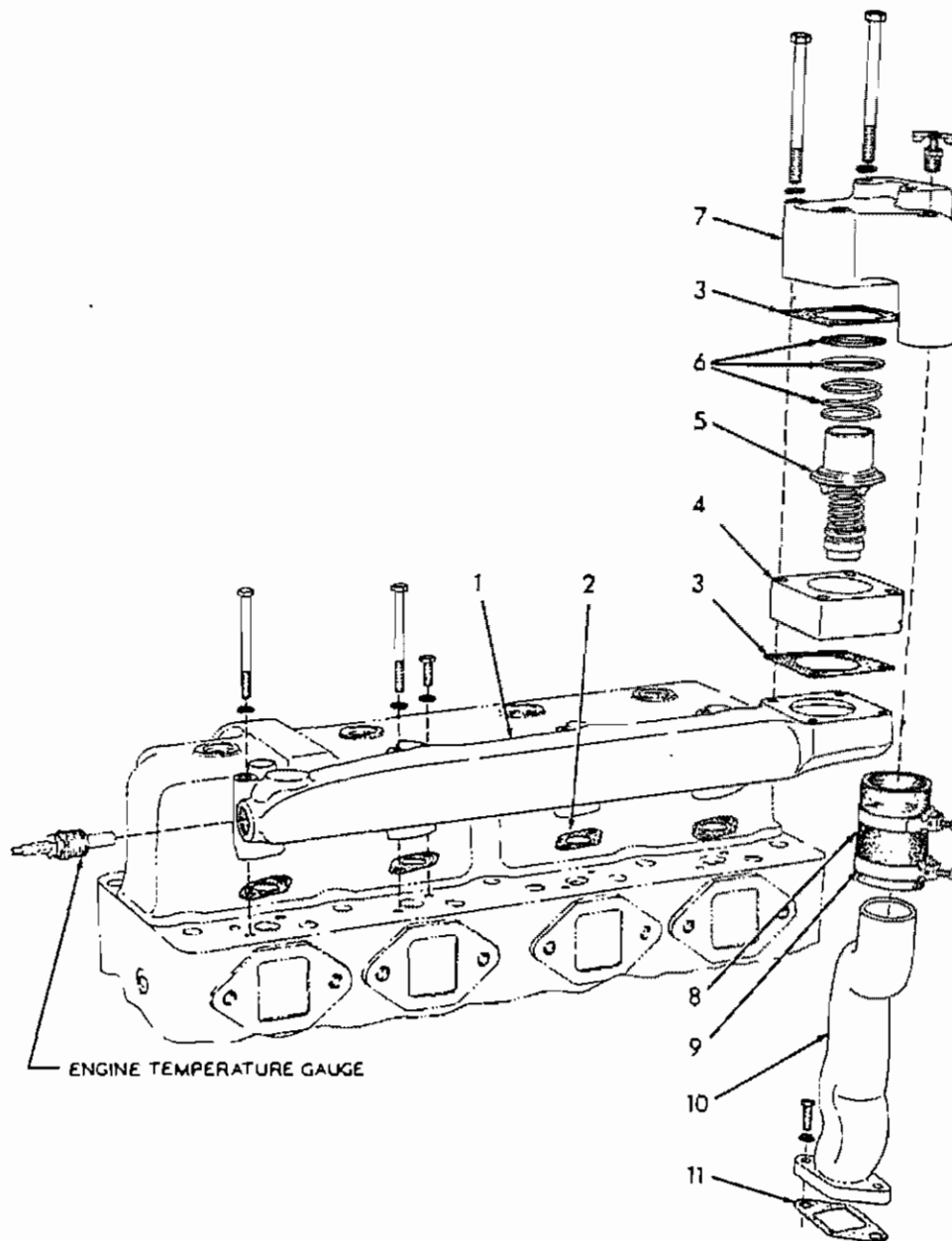
USAGE: Service replacement (Interchangeable as assemblies)

*First type

**Second type

***Third type

ITEM	PART NO.	QUANTITY	DESCRIPTION
		* ** ***	
			<u>NOTE</u> : See GENERATOR for listing of driving belt.
1	74338662	1 - -	PUMP ASSY. (Consists of items 2 thru 16)
	74320996	- 1 -	PUMP ASSY. (Consists of items 2 thru 16 and 18)
	74321719	- - 1	PUMP ASSY. (Consists of items 2 thru 16 and 18)
	70914465	1 1 1	FITTING, lubricating, straight, 1/8"NPT
	70916271	6 6 6	CAPSCREW, 3/8"NC x 1"
	70904206	6 6 6	LOCKWASHER, 3/8"
2	74375686	1 - -	NUT, impeller retaining
3	74041097	1 - -	PIN, cotter, impeller nut
4	74339103	1 - -	IMPELLER ASSY. (Includes ceramic insert)
	-----	- 1 1	IMPELLER ASSY. (Includes ceramic insert) (Order item 21)
5	74507091	1 1 -	SEAL ASSY. (Serviced only as a unit)
	-----	- - 1	SEAL ASSY. } Order item 22
5A	-----	- - 1	SEAL
6	74507084	1 1 -	FLINGER, water
7	74348757	1 - -	SHAFT ASSY. (Includes item 6)
	70905121	1 - -	KEY, #5 woodruff, 1/8" x 5/8"
	74358788	- 1 1	SHAFT ASSY
8	-----	1 1 1	BODY, water pump (Not serviced. Order PUMP ASSY. 74321719)
9	74044212	1 1 1	BEARING, ball, rear
10	74044211	1 1 1	SPACER, bearing
11	74044210	1 1 1	BEARING, ball, front
12	74044209	1 1 -	WASHER, retaining
13	74348825	1 1 -	WASHER, sealing
	74321697	- - 1	SEAL
14	74335320	1 1 -	RETAINER, sealing washer
15	74053968	1 1 -	RING, snap, sealing washer retainer
	70927801	- - 1	RING, retaining
16	74335808	1 - -	FLANGE, driving pulley
	74359280	- 1 1	FLANGE, driving pulley
	70910847	1 1 1	NUT, 3/4"NF
	70917680	1 1 1	NUT, Pal locking, 3/4"
17	74339503	1 1 1	PULLEY
	70916206	4 - -	CAPSCREW, 5/16"NF x 7/8" (Early units)
	70911169	4 4 4	CAPSCREW, 5/16"NF x 5/8" (Late units)
	70904205	4 4 4	LOCKWASHER, 5/16"
18	74346744	1 1 1	□GASKET, water pump
19	74335056	1 1 1	□GASKET, water pump volute
20	74321266	1 1 1	VOLUTE
	70920131	1 1 1	PLUG, pipe, 3/8"NPT
	70916274	5 5 5	CAPSCREW, 3/8"NC x 2-1/4"
	70904206	5 5 5	LOCKWASHER, 3/8"
21	74062124	1 1 1	IMPELLER AND SEAL KIT (Includes items 4, 5, 5A and Instruction Sheet)
22	74062126	- 1 1	SEAL KIT (Includes items 5, 5A and Instruction Sheet)



WATER OUTLET MANIFOLD

T-14048

USAGE: Loaders prior to S/N 13322

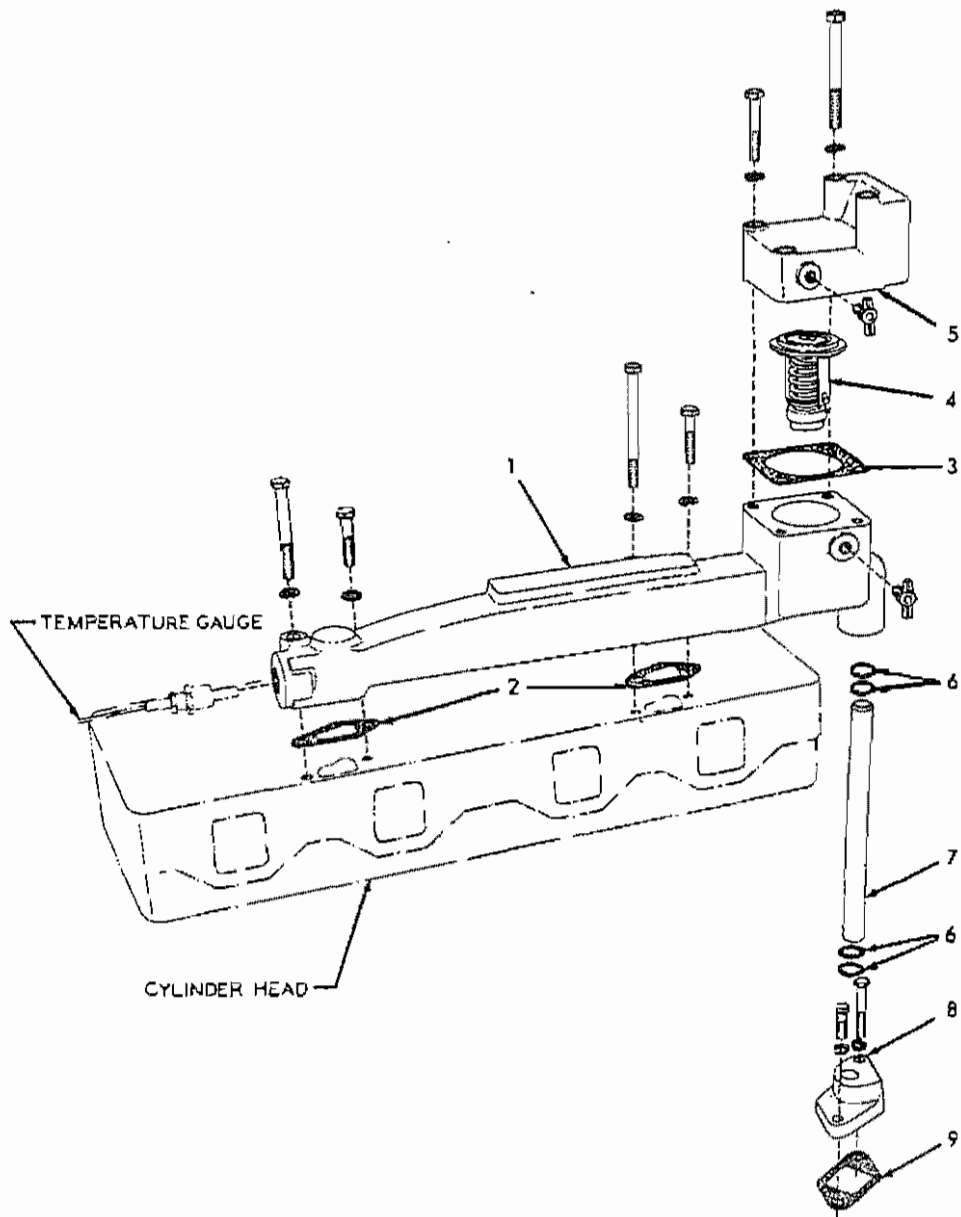
ITEM	PART NO.	QTY.	DESCRIPTION
1	74348022	1	MANIFOLD, water outlet
	70914392	4	CAPSCREW, 5/16"NC x 1"
	70917300	1	CAPSCREW, 5/16"NC x 3-1/4"
	70917016	3	CAPSCREW, 5/16"NC x 3-1/2"
	70904205	8	LOCKWASHER, 5/16"
2	74348278	4	□GASKET, water manifold
3	74348189	2	□GASKET, thermostat housing
4	74348478	1	SPACER, thermostat housing

□Also see PACKAGED PARTS

(Continued)

WATER OUTLET MANIFOLD (Continued)

ITEM	PART NO.	QTY.	DESCRIPTION
5	74363280	1	THERMOSTAT
6	74375678	1	SEAL ASSEMBLY, thermostat (1 seal, 1 spring, 1 retainer. Serviced only as a unit)
7	74348740	1	HOUSING ASSEMBLY, thermostat (Includes brass insert)(When required for engines prior to #95230 also order 1 COCK 912415 and 1 HOSE 4337602)
	70912415	1	COCK, T-handle, 1/4"NPT (Effective with engine #95230)
	70903778	2	CAPSCREW, 3/8"NC x 4-1/2"
	70917059	2	CAPSCREW, 3/8"NC x 5"
	70904206	4	LOCKWASHER, 3/8"
8	{	74341743	1 HOSE, water by-pass tube (2-1/4" long)(Used prior to engine #95230)
		74337602	1 HOSE, water by-pass tube (3-1/4" long)(Effective with engine #95230)
9	74253459	2	CLAMP, hose
10	74348097	1	PIPE, water by-pass
	70910211	2	CAPSCREW, 3/8"NC x 1-1/8"
	70904206	2	LOCKWASHER, 3/8"
11	74347031	1	<input type="checkbox"/> GASKET, water by-pass pipe
			<input type="checkbox"/> Also see PACKAGED PARTS



WATER OUTLET MANIFOLD

T-24187

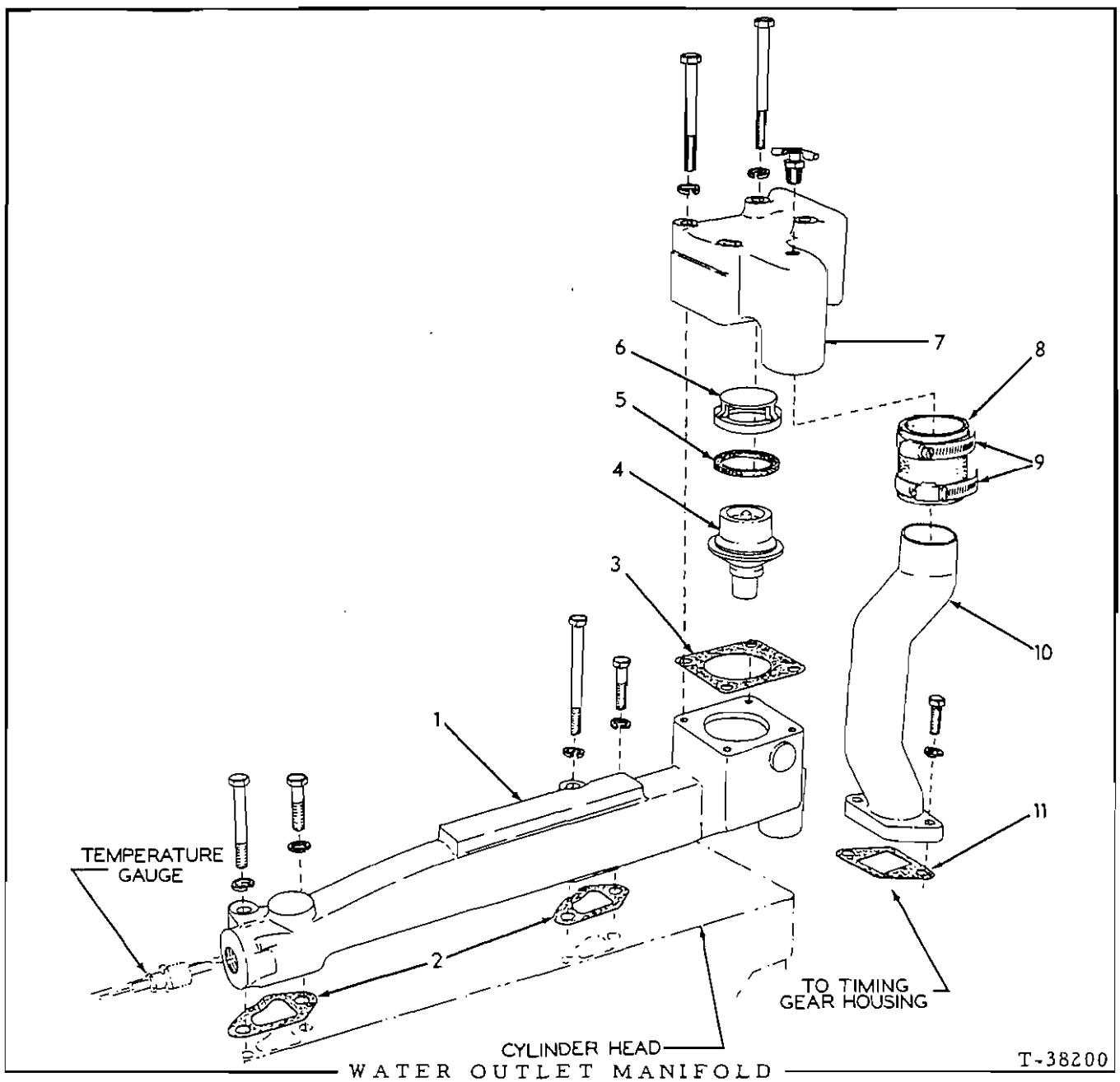
USAGE: Engine prior to serial No. 6-16982

ITEM	PART NO.	QTY.	DESCRIPTION
1	74336670	1	MANIFOLD, water outlet
	70919226	2	CAPSCREW, 3/8"NC x 1-5/8"
	70920275	1	CAPSCREW, 3/8"NC x 3"
	70919801	1	CAPSCREW, 3/8"NC x 4"
	70904206	4	LOCKWASHER, 3/8"
	70912415	1	COCK, T-handle, 1/4"NPT (air venting)
2	74349808	2	GASKET, water manifold
3	74349809	1	GASKET, thermostat housing

(Continued)

WATER OUTLET MANIFOLD (Continued)

ITEM	PART NO.	QTY.	DESCRIPTION
4	74379916	1	THERMOSTAT
5	74349810	1	HOUSING, thermostat
	70912415	1	COCK, T-handle, 1/4"NPT
	70916274	2	CAPSCREW, 3/8"NC x 2-1/4"
	70916275	2	CAPSCREW, 3/8"NC x 3-3/4"
	70904206	4	LOCKWASHER, 3/8"
6	70923574	4	O-RING, water by-pass tube
7	74336268	1	TUBE, water by-pass
8	74336267	1	FLANGE, water by-pass
	70919224	1	CAPSCREW, 3/8"NC x 1-1/8"
	70910948	1	CAPSCREW, 3/8"NC x 2"
	70904206	2	LOCKWASHER, 3/8"
9	74347031	1	O-GASKET, water by-pass flange



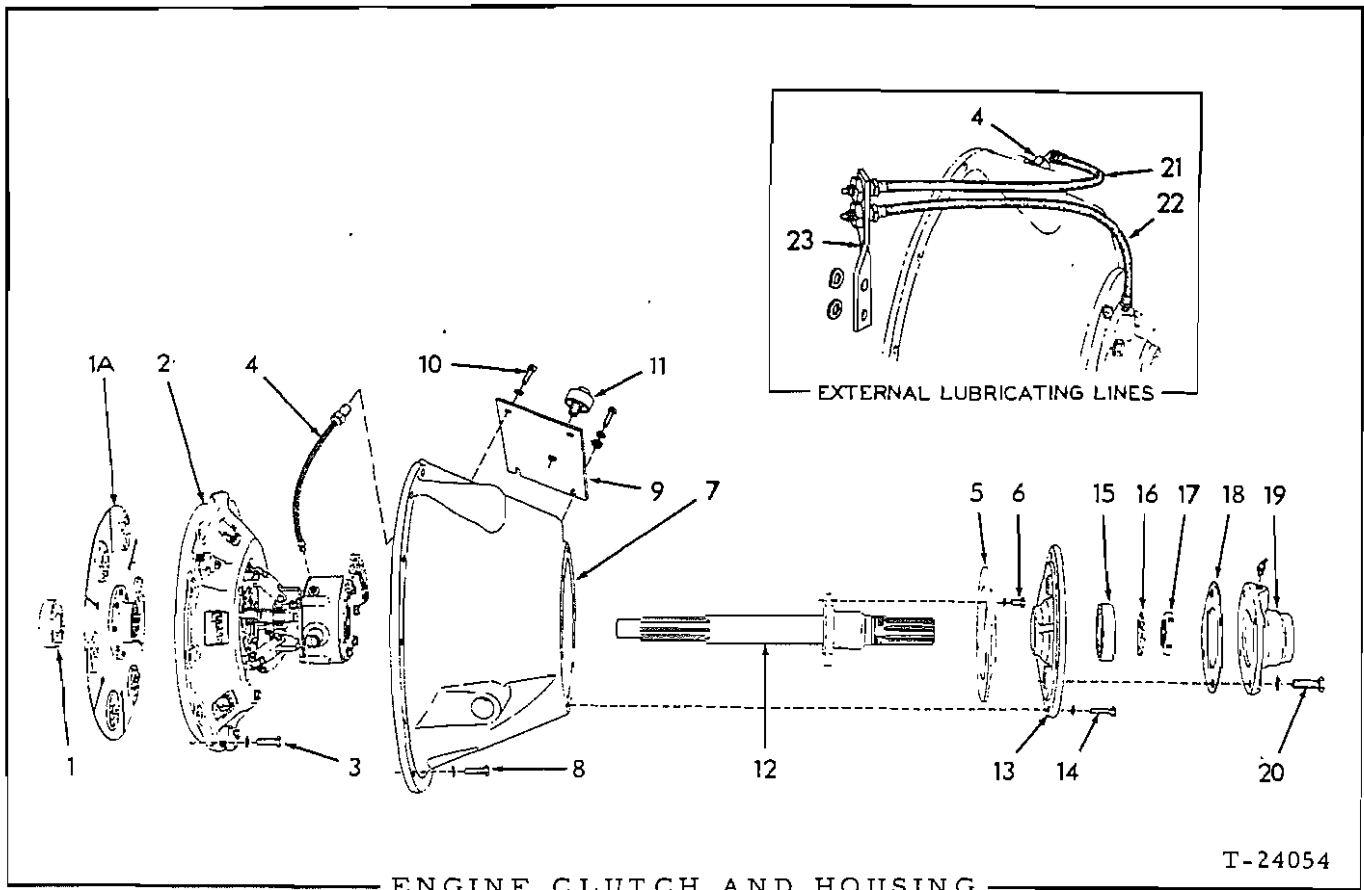
USAGE: Engine serial No. 6-16982 and up

ITEM	PART NO.	QTY.	DESCRIPTION
1	74338254	1	MANIFOLD, water outlet
	70919226	2	CAPSCREW, 3/8"NC x 1-5/8"
	70920275	1	CAPSCREW, 3/8"NC x 3"
	70919801	1	CAPSCREW, 3/8"NC x 4"
	70904206	4	LOCKWASHER, 3/8"
2	74349808	2	GASKET, water manifold
3	74349809	1	GASKET, thermostat housing
4	74354537	1	THERMOSTAT

(Continued)

WATER OUTLET MANIFOLD (Continued)

ITEM	PART NO.	QTY.	DESCRIPTION
5	74317554	1	SEAL, thermostat
6	74317553	1	BUSHING, thermostat housing (Used prior to engine #6-22875)
7	74354268	1	HOUSING ASSEMBLY, thermostat (Includes item 5)
	70912415	1	COCK, T-handle, 1/4"NPT
	70919227	2	CAPSCREW, 3/8"NC x 3-1/4"
	70916275	2	CAPSCREW, 3/8"NC x 3-3/4"
	70904206	4	LOCKWASHER, 3/8"
8	74341743	1	HOSE, water by-pass tube
9	74255012	2	CLAMP, hose
10	74338231	1	TUBE, water by-pass
	70919224	2	CAPSCREW, 3/8"NC x 1-1/8"
	70904206	2	LOCKWASHER, 3/8"
11	74347031	1	OGASKET, water by-pass tube



USAGE: Tractors with dry clutch. See page 211 for optional oil clutch

* Used prior to tractor serial No. 11094.

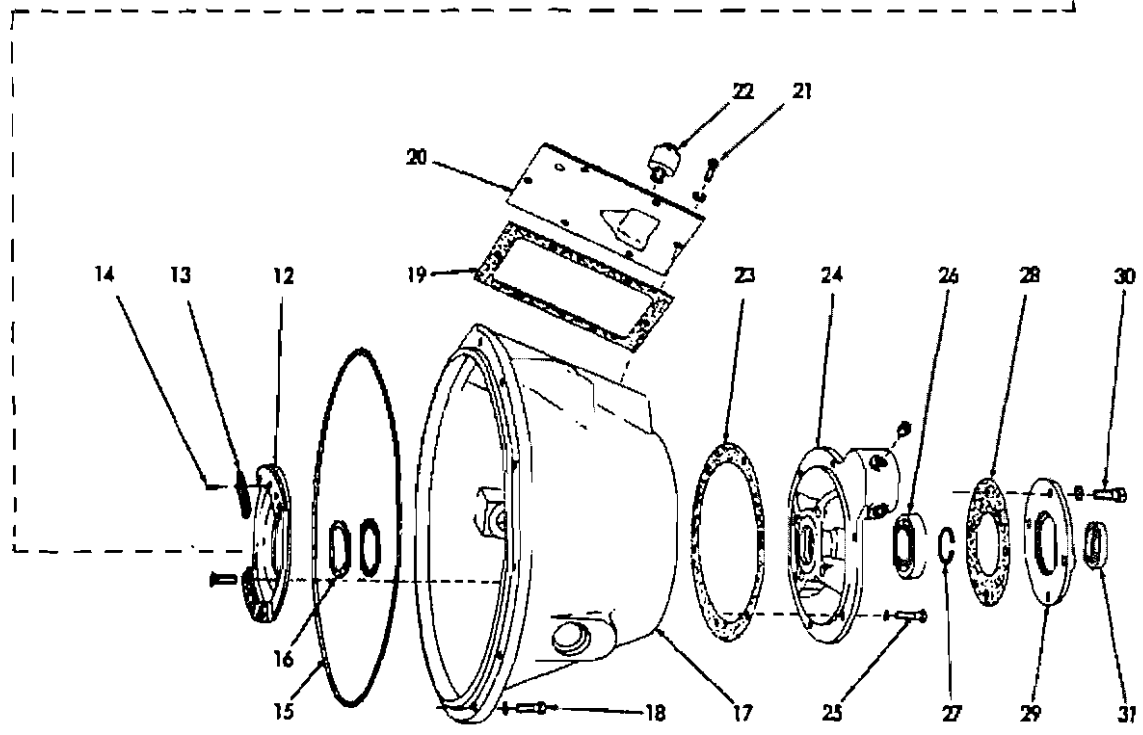
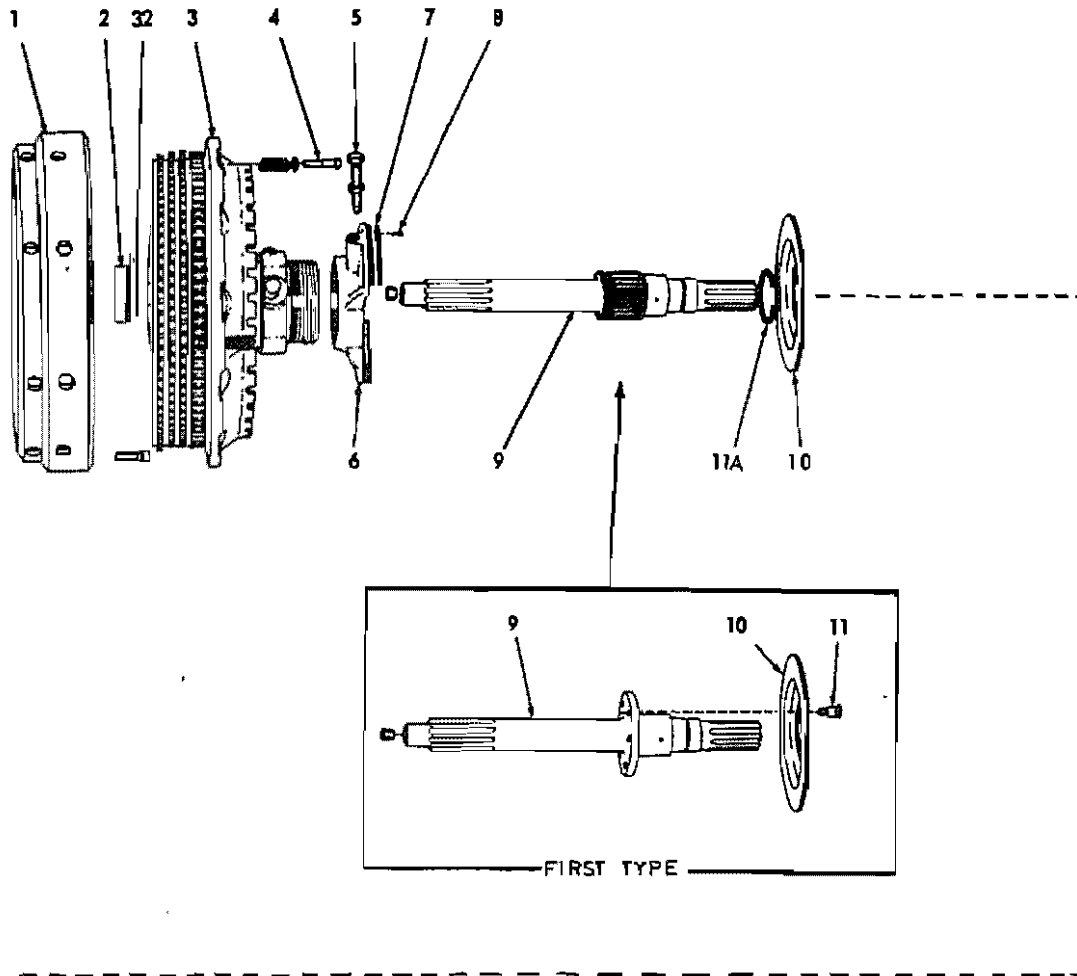
** Effective with tractor serial No. 11094.

ITEM	PART NO.	QTY.		DESCRIPTION
		*	**	
1	70099133	1	1	BEARING, ball, clutch shaft, front
1A	70088816	1	1	PLATE ASSEMBLY, driven (Has ceramic friction discs)(Standard)
	70643314	1	1	PLATE ASSEMBLY, driven (Has feramic friction facings)(Special)
2	70643315	1	1	CLUTCH ASSEMBLY, engine (AUBURN type. See page 217 for parts. Also see page 215 for parts for ROCKFORD clutch used on early units)(If for first replacement also order item 1A)
3	70013058	12	-	CAPSCREW, 3/8"NC x 1-1/4" (Used with ROCKFORD clutch)
	70916271	12	12	CAPSCREW, 3/8"NC x 1" (Used with AUBURN CLUTCH)
	70904206	12	12	LOCKWASHER, 3/8"
4	70053899	1	1	HOSE, lubricating, clutch shifter bearing (10-1/2" long)(Used prior to tractor #11379)
	70099410	-	1	HOSE, lubricating, clutch shifter bearing, lower (8-1/2" long)(Effective with tractor #11379)
	70911049	1	1	NUT, jam, 5/8"NF
	70915274	1	-	FITTING, lubricating, 45°, 1/8"NPT
	70915399	-	1	ELBOW, street, brass, 90°, 1/8"NPT
5	70050579	1	1	DISC, clutch brake
6	70911169	6	6	CAPSCREW, 5/16"NF x 5/8"
	70904205	6	6	LOCKWASHER, 5/16"

(Continued)

ENGINE CLUTCH AND HOUSING (Continued)

ITEM	PART NO.	QTY.		DESCRIPTION
		#	**	
7	-----	1	1	HOUSING, engine clutch (Used prior to tractor #11379)(Order 1 each HOUSING 099411, COVER 099407, HOSE 099410, 2 CAPSCREW 044249 and 2 WASHER 044973)
	70099411	-	1	HOUSING, engine clutch (Effective with tractor #11379)
8	70044249	10	10	CAPSCREW, 3/8"NC x 1-1/8" (Used prior to tractor #11379)
	70916272	-	9	CAPSCREW, 3/8"NC x 1-1/4" (Effective with tractor #11379)
	70904206	10	10	LOCKWASHER, 3/8" (1 less used on tractors #11379 and up)
9	70086241	1	1	COVER, clutch access (Used prior to tractor #11379)
	70099407	-	1	COVER, clutch access (Effective with tractor #11379)
10	70912271	4	4	CAPSCREW, 3/8"NC x 1" (2 less used effective with tractor #11379)
	70919224	-	2	CAPSCREW, 3/8"NC x 1-1/8" (Effective with tractor #11379)
	70904206	4	4	LOCKWASHER, 3/8"
	70044973	-	2	WASHER, plain (Effective with tractor #11379)
11	70050748	1	1	BREATHER, clutch housing
12	70085774	1	1	SHAFT, clutch
13	70085810	1	1	RETAINER, clutch shaft rear bearing
14	70916272	6	6	CAPSCREW, 3/8"NC x 1-1/4"
	70904206	6	6	LOCKWASHER, 3/8"
15	70042847	1	1	BEARING, ball, clutch shaft, rear
16	70030123	1	1	WASHER, locking, rear bearing nut
17	70030107	1	1	NUT, clutch shaft rear bearing
18	70050647	1	1	GASKET, rear bearing cap
19	70051597	1	1	CAP, rear bearing
	70915273	1	-	FITTING, lubricating, 30°, 1/8"NPT
20	70919230	4	4	CAPSCREW, 1/2"NC x 1-3/8"
	70904208	4	4	LOCKWASHER, 1/2"
21	74336526	-	1	HOSE, lubricating, clutch shifter bearing, upper (14-1/2" long)
	70911049	-	1	NUT, jam, 5/8"NF
	70914465	-	1	FITTING, lubricating, straight, 1/8"NPT
22	70099409	-	1	HOSE, lubricating, rear bearing
	70911049	-	1	NUT, jam, 5/8"NF
	70914465	-	1	FITTING, lubricating, straight, 1/8"NPT
23	70099374	-	1	BRACKET, hose supporting (Used prior to tractor #16596)
	70910244	-	2	WASHER, plain, SAE std., 1/2"
	70623658	-	1	BRACKET, hose supporting (Effective with tractor #16596)
	70910244	-	3	WASHER, plain, SAE std., 1/2"



ENGINE CLUTCH AND HOUSING (Oil clutch)

T-38175

ENGINE CLUTCH AND HOUSING

USAGE: Tractors with oil clutch. See page 208 for optional dry clutch

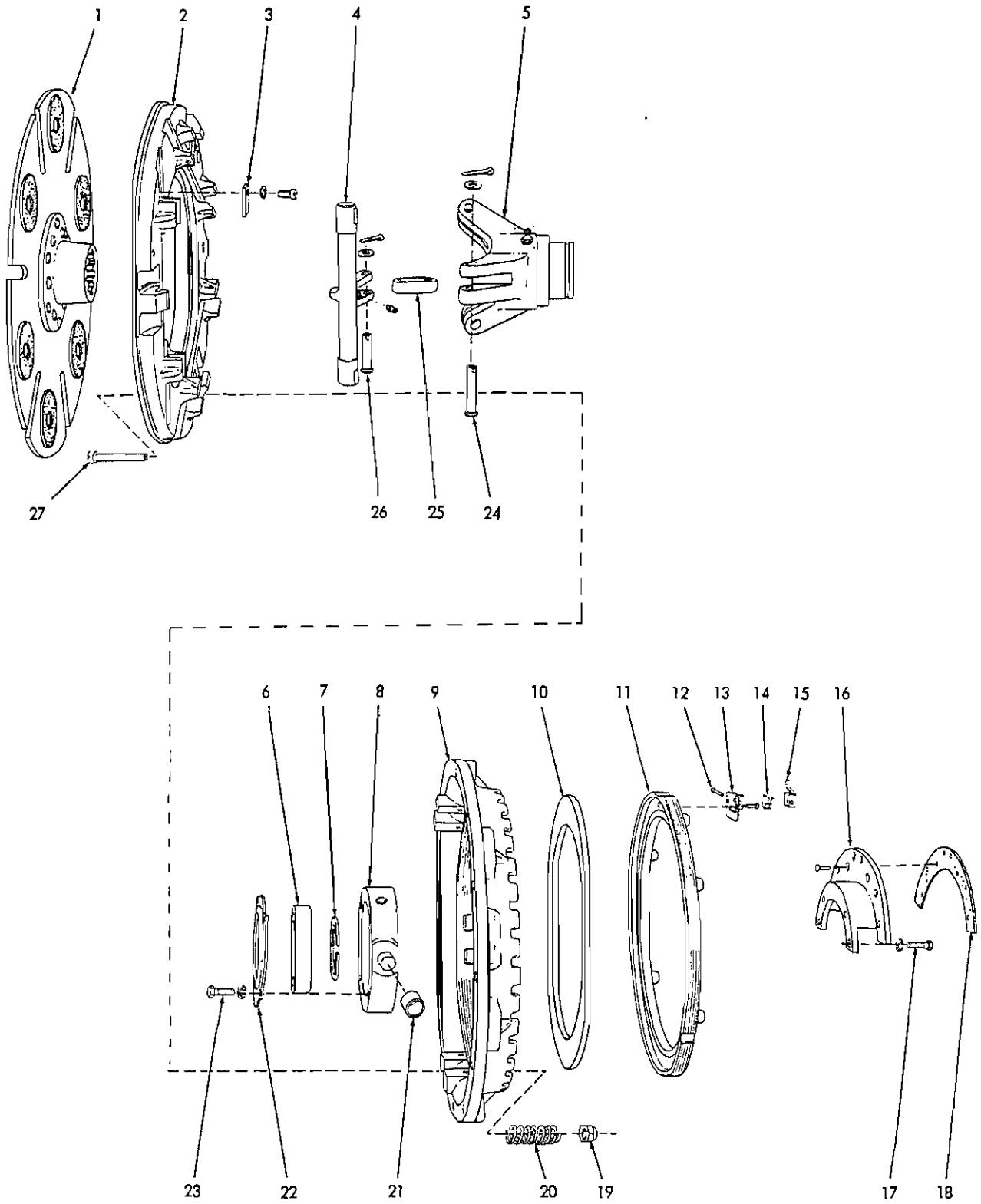
* Tractors prior to serial No. 15644
 ** Tractors serial No. 15644 and up

ITEM	PART NO.	QTY.		DESCRIPTION
		#	**	
1	70624201	1	-	RING, clutch driving (Used prior to tractor #15338)
	70920979	3	-	CAPSCREW, hex-socket-hd., 5/16"NC x 2-3/4"
2	70097088	1	1	BEARING, ball, clutch shaft, front
3	70644218	1	1	CLUTCH ASSEMBLY (See page 225 for parts)
4	70041915	12	-	CAPSCREW, 3/8"NC x 3-1/2" (Used prior to tractor #15338)
	70919224	12	12	CAPSCREW, 3/8"NC x 1-1/8" (Effective with tractor #15338)
	70904206	12	12	LOCKWASHER, 3/8"
5	70083149	1	1	SCREW, adjusting, clutch brake plate
	70913830	1	1	NUT, jam, 1/2"NF
6	70623460	1	-	PLATE ASSEMBLY, clutch brake (Includes item 7)
	70632107	-	1	PLATE ASSEMBLY, clutch brake (Includes item 7)
7	70623461	1	-	FACING KIT, brake plate (Includes item 8)
	70633001	-	1	FACING KIT, brake plate (Includes item 8)
8	70083136	8	-	RIVET, tubular, brass, fl-hd., 1/4" x 1/2"
	70634627	-	8	RIVET, tubular, brass, fl-hd., 1/4" x 5/8"
9	70644226	1	1	SHAFT, clutch (Used prior to tractor #17405)
	70644242	-	1	SHAFT, clutch (Effective with tractor #17405)
	70907070	1	1	PLUG, pipe, ctsk-hd., 1/4"NPT
10	70050579	1	-	DISC, clutch brake
	70634108	-	1	DISC, clutch brake (Used prior to tractor #17405)
	70644243	-	1	DISC, clutch brake (Effective with tractor #17405)
11	70083270	6	-	CAPSCREW, brake disc attaching (5/16"NF x 5/8")
	70904205	6	-	LOCKWASHER, 5/16"
	70634111	-	6	CAPSCREW, brake disc supporting (Used prior to tractor #17405)
11A	70623969	-	1	RING, snap, brake disc retaining (Effective with tractor #17405)
12	70634282	-	1	DISC ASSEMBLY, clutch brake (Consists of 1 disc, 2 spacers and item 13)
	70900191	-	4	CAPSCREW, flat-hd., 1/2"NC x 1-1/4"
13	70633001	-	1	FACING KIT, brake disc (Includes item 14)
14	70634627	-	8	RIVET, tubular, brass, fl-hd., 1/4" x 5/8"
15	70620471	1	1	O-RING, clutch housing
16	70620279	2	2	SEAL, oil, clutch shaft

(Continued)

ENGINE CLUTCH AND HOUSING (Continued)

ITEM	PART NO.	QTY.		DESCRIPTION
		*	**	
17	70622924	1	1	HOUSING, engine clutch
18	70013058	9	9	CAPSCREW, 3/8"NC x 1-1/4"
	70904206	9	9	LOCKWASHER, 3/8"
19	70622921	1	1	GASKET, access cover
20	70622585	1	1	COVER, clutch access
21	70916271	6	6	CAPSCREW; 3/8"NC x 1"
	70904206	6	6	LOCKWASHER, 3/8"
22	70050748	1	1	BREATHER, clutch housing
23	70078814	1	1	GASKET, rear bearing retainer
24	70634156	1	1	RETAINER, clutch shaft rear bearing
	70907070	1	-	PLUG, pipe, ctsk-hd., 1/4"NPT (Used prior to tractor #14906)
	70915739	1	1	PLUG, pipe, ctsk-hd., 3/8"NPT (Effective with tractor #14906)
25	70013058	6	6	CAPSCREW, 3/8"NC x 1-1/4"
	70904206	6	6	LOCKWASHER, 3/8"
26	70042847	1	1	BEARING, ball, clutch shaft, rear
27	70050293	1	1	RING, snap, clutch shaft
28	70050647	1	1	GASKET, oil seal retainer
29	70620195	1	1	RETAINER, rear, oil seal
30	70035733	4	4	CAPSCREW, 1/2"NC x 1-3/8"
	70904208	4	4	LOCKWASHER, 1/2"
31	70096761	1	1	SEAL, oil, clutch shaft, rear
32	70642216	-	1	RING, snap, clutch thrust (Effective with tractor #17090)



ROCKFORD CLUTCH PARTS

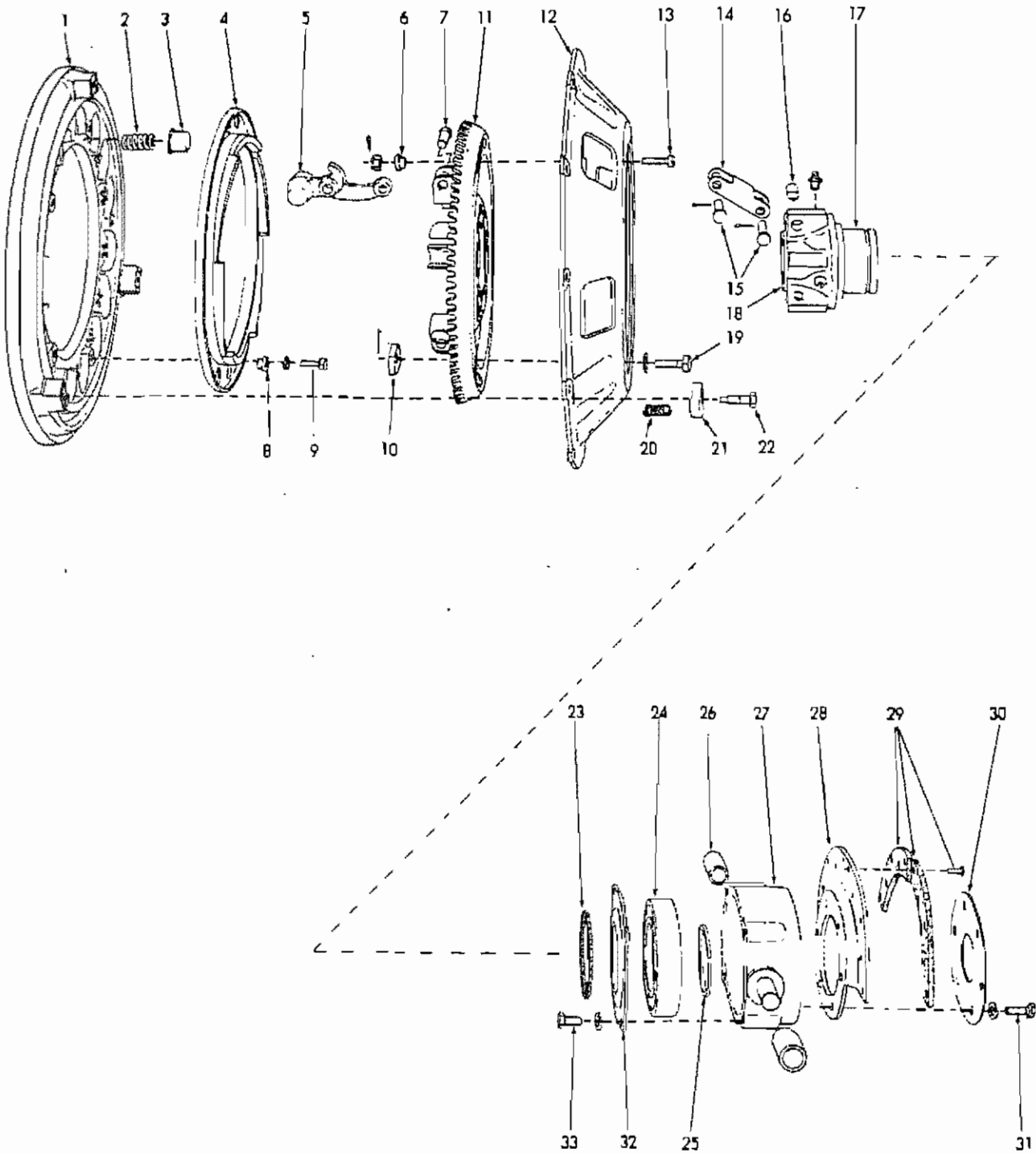
T-3297

ROCKFORD CLUTCH PARTS

USAGE: Tractors prior to serial No. 1697. See page 217 for AUBURN CLUTCH parts used on later units.

ITEM	PART NO.	QTY.	DESCRIPTION
1	70088816	1	PLATE ASSEMBLY, drive (Has ceramic friction discs)
2	70078669	1	PLATE ASSEMBLY, pressure (Includes item 3)
3	70223585	6	BLOCK, cam (Recommend replacement in sets) } Also see item 28 SCREW, machine, fl-hd., 1/4"NC x 1/2" LOCKWASHER, external teeth, 1/4"
	70901226	6	
	70914593	6	
4	70073906	3	CAMSHAFT ASSEMBLY (Includes FITTING 914465) (Recommend replacement in sets)
	70914465	3	FITTING, lubricating, straight, 1/8"NPT
5	70077697	1	SLEEVE ASSEMBLY, shifting (Incl. 2 bushings which are not serviced separately. Also includes FITTING indented below)
	70914465	1	FITTING, lubricating, straight, 1/8"NPT
6	70073647	1	BEARING, ball, shifting sleeve
7	70030801	1	RING .retaining, shifting sleeve bearing
8	70078052	1	CARRIER ASSEMBLY, sleeve bearing (Includes item 21)
9	70078670	1	PLATE, back
10	70030795	1	PLATE, adjusting ring
11	70056297	1	RING ASSEMBLY, adjusting (Includes items 12 thru 15)
12	70040784	1	PIN, hinge, adjustment lock
13	70040781	1	BRACKET, mounting adjustment lock
	70900764	2	
14	70040783	1	SPRING, adjustment lock
15	70040782	1	LOCK, adjustment
16	70074752	1	PLATE ASSEMBLY, clutch brake (Includes item 18)
17	70045312	4	CAPSCREW, 5/16"NC x 3/4" LOCKWASHER, 5/16"
	70904205	4	
18	70074751	1	FACING, brake plate
	70911005	8	
19	70073927	3	NUT, retracting spring screw
20	70078667	3	SPRING, retracting
21	70056864	2	<input type="checkbox"/> RACE, shifting yoke needle bearing
22	70073739	1	PLATE, retaining, shifting sleeve bearing
23	70045312	4	CAPSCREW, 5/16"NC x 3/4" LOCKWASHER, 5/16"
	70904205	4	
24	70040220	3	PIN, connecting link (long) WASHER, plain, U.S. std., 5/16" PIN, cotter, 1/8" x 5/8"
	70901165	3	
	70913984	3	

Also see PACKAGED PARTS
(Continued)



AUBURN CLUTCH PARTS

T-11274

ROCKFORD CLUTCH PARTS (Continued)

ITEM	PART NO.	QTY.	DESCRIPTION
25	70073626	3	LINK, connecting
26	70040221	3	PIN, connecting link (short)
	70901165	3	WASHER, plain, U. S. std., 5/16"
	70913984	3	PIN, cotter, 1/8" x 5/8"
27	70078668	3	SCREW, retracting spring
28	70043397	1	BLOCK KIT, clutch camshaft (Full set of blocks and attaching parts listed under item 3)

AUBURN CLUTCH PARTS

USAGE: Effective with tractor serial No. 1697. See page 215 for ROCKFORD clutch parts used on prior units.

1	70088814	1	PLATE, pressure
2	70078278	10	SPRING, pressure
3	70044753	10	CUP, pressure spring
4	70055754	1	RING, pressure
5	70088815	6	LEVER, actuating
6	70055757	2	SPACER, adjusting ring retaining screw
7	70052354	6	PIN, actuating lever (3/8" diam., 1-1/8" long)
8	70042128	5	SPACER, pressure ring guiding
9	70903626	5	CAPSCREW, 5/16"NC x 3/4"
	70904205	5	LOCKWASHER, 5/16"
10	70055761	1	PLATE, locking, adjusting ring
11	70088817	1	RING ASSEMBLY, adjusting (Includes riveted brackets and wear plates. Serviced only as a unit)
12	70621443	1	PLATE, back
13	70055756	2	CAPSCREW, retaining, adjusting ring (fil-hd., 5/16"NF x 1", drilled end)
	70913238	2	NUT, castle, 5/16"NF
	70904001	2	PIN, cotter, 3/32" x 1/2"
14	70055759	6	LINK, actuating lever
15	70048173	12	PIN, actuating lever link (5/16" diam., 1" long)
	70904001	12	PIN, cotter, 3/32" x 1/2"
16	70048195	6	BUSHING, shifting sleeve (steel)
17	70078116	1	SLEEVE ASSEMBLY, shifting (Includes items 16 and 18; also FITTINGS indented below)
	70914465	3	FITTING, lubricating, straight, 1/8"NPT

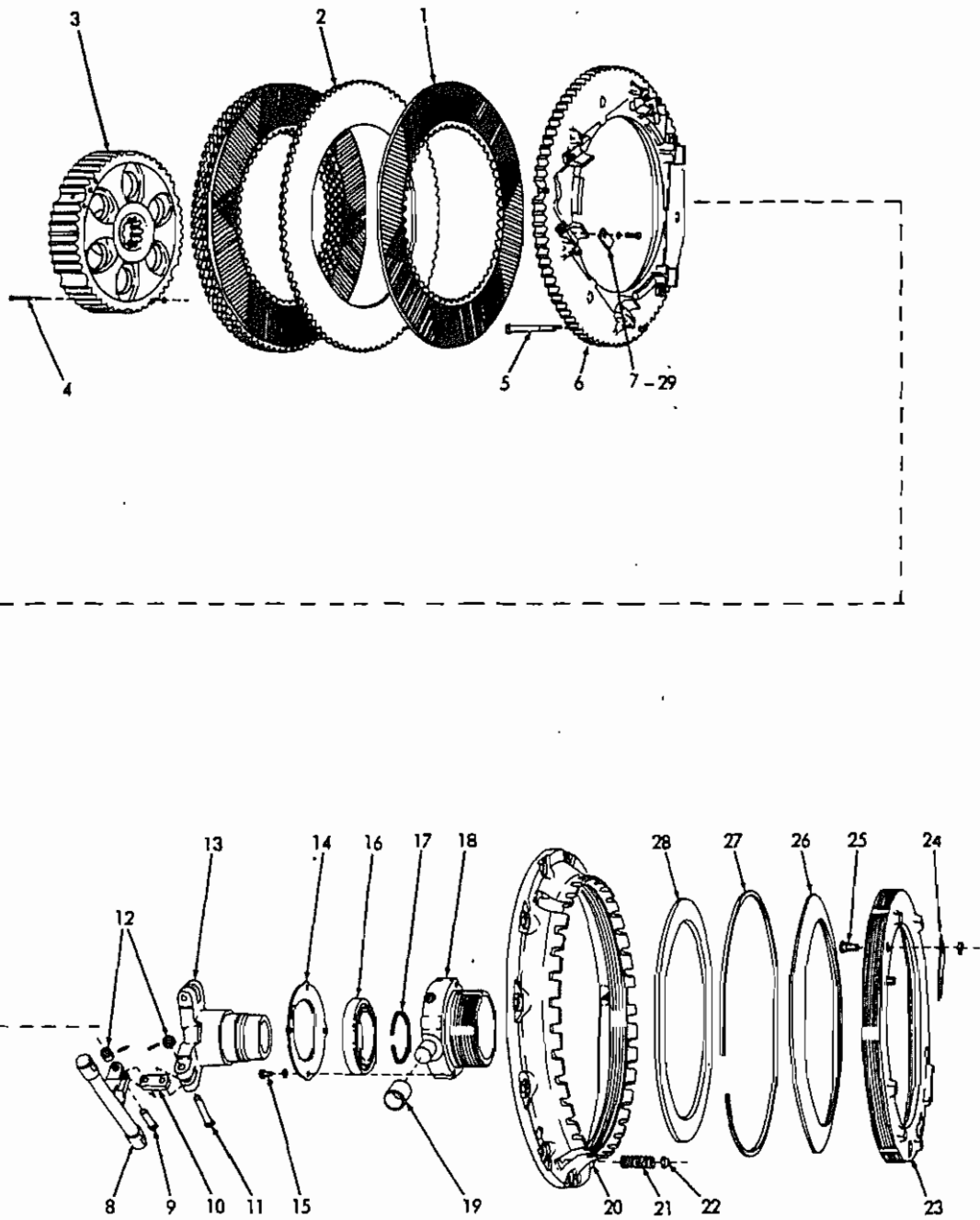
(Continued)

AUBURN CLUTCH PARTS (Continued)

ITEM	PART NO.	QTY.	DESCRIPTION
18	-----	2	BUSHING, shifting sleeve (bronze)(Furnished only as part of item 17)
19	70055760	1	SCREW (Hex-hd., 3/8"NF x 1", drilled-end)
	70906960	1	LOCKWASHER, internal teeth, 3/8"
	70900801	1	PIN, cotter, 3/32" x 3/4"
20	70042130	3	SPRING, pressure plate retracting
21	70042129	3	RETAINER, pressure plate retracting spring
22	70074614	3	CAPSCREW, spring retainer (dog-pt., 5/16"NC x 1-1/16")
23	70042141	1	RING, sealing, shifting sleeve (felt)
24	70621440	1	BEARING, ball, shifting sleeve
25	70042144	1	RING, locking, shifting sleeve bearing
26	70056864	2	<input type="checkbox"/> RACE, shifting yoke needle bearing
27	70078134	1	YOKE ASSEMBLY, shifting sleeve (Includes item 26)
28	70050578	1	DISC ASSEMBLY, clutch brake, front (Includes item 29)
29	70081756	1	FACING KIT, brake disc (Includes RIVETS indented below)
	70911131	10	RIVET, tubular, brass, flat-hd., 3/16" x 7/16"
30	70050575	1	SHIELD, grease
31	70057927	6	CAPSCREW, 5/16"NF x 3/4" } Also attach
	70904205	6	LOCKWASHER, 5/16" } brake disc
32	70042142	1	RETAINER, shifting sleeve bearing
33	70035979	4	CAPSCREW, 3/8"NF x 5/8"
	70904206	4	LOCKWASHER, 3/8"

Also see PACKAGED PARTS

PAGES 220 THRU 223
INTENTIONALLY LEFT OUT



CLUTCH ASSEMBLY 644218

T-38176

CLUTCH ASSEMBLY 644218

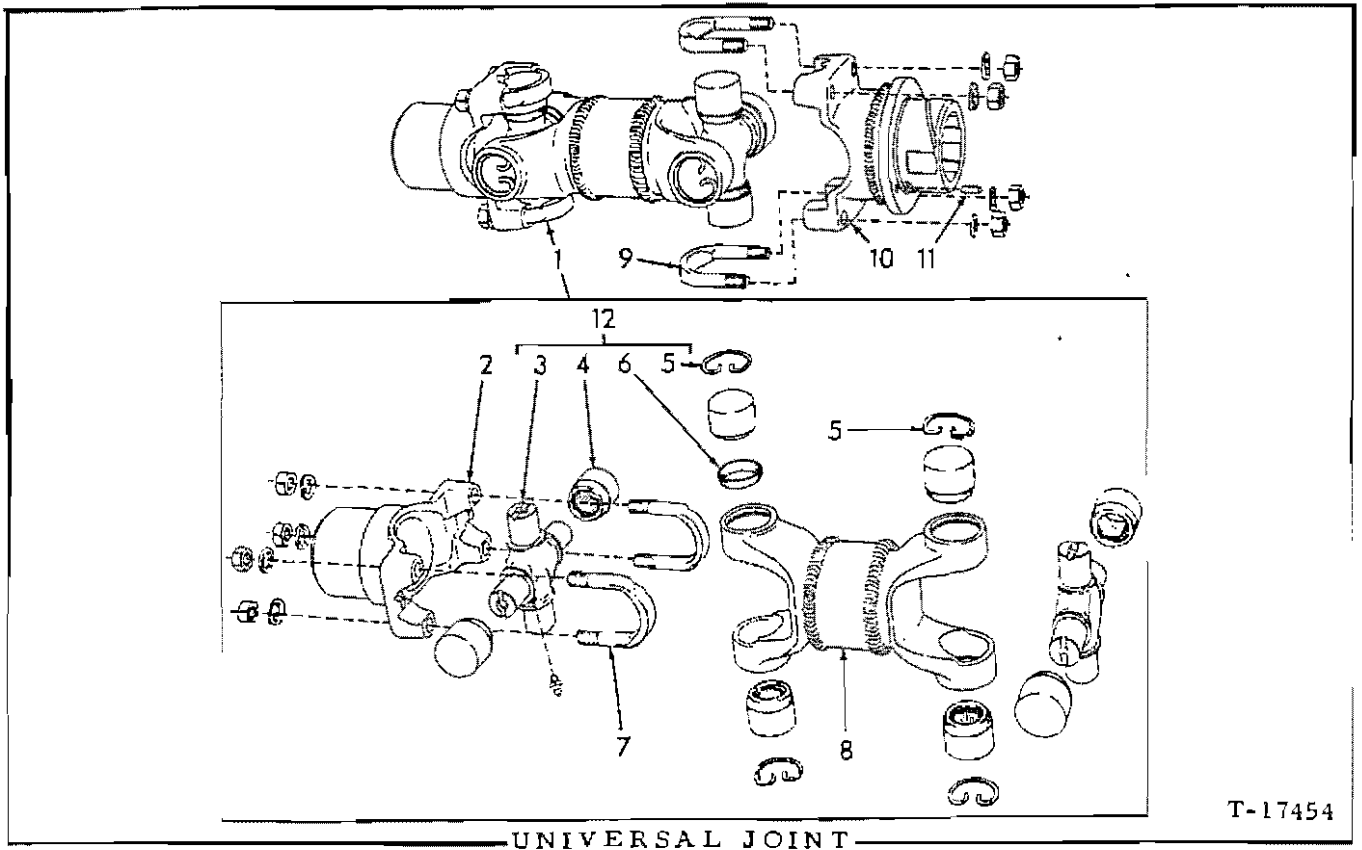
USAGE: See page 211

ITEM	PART NO.	QTY.	DESCRIPTION
1	70645451	4	DISC, friction, inner
2	70642453	3	DISC, friction, outer
3	70623308	1	CENTER, splined (Used prior to tractor #17090)
	70642256	1	CENTER, splined (Effective with tractor #17090)
4	70623621	3	SCREW, disc retaining (Used prior to tractor #17090)
	70910243	6	WASHER, plain, SAE std., 3/16"
	70922714	3	LOCKNUT (elastic)
	70642258	3	RIVET, disc retaining (Effective with tractor #17090)
	70645706	3	WASHER, plain
5	70623456	3	CAPSCREW, retracting spring
6	70638621	1	PLATE ASSEMBLY, pressure (Includes item 7)
7	70223585	6	□BLOCK, cam (Recommend replacement in sets. See item 29)
	70901226	6	□SCREW, machine, fil.-hd., 1/4"NC x 1/2"
	70914593	6	□LOCKWASHER, external teeth, 1/4"
8	70638652	3	CAMSHAFT ASSEMBLY (Recommend replacement in sets Includes 6 rollers which are not serviced separately)
9	70040221	3	PIN, connecting link, short (Used prior to November 1962)
	70901165	3	WASHER, plain, U.S. std., 5/16"
	70913984	3	PIN, cotter, 1/8" x 5/8"
	70638649	3	PIN, connecting link, short (Effective November 1962)
	70919180	3	PIN, spring, 1/8" x 5/8"
10	70073626	3	LINK, connecting
11	70040220	3	PIN, connecting link, long (Used prior to November 1962)
	70901165	3	WASHER, plain, U.S. std., 5/16"
	70913984	3	PIN, cotter, 1/8" x 5/8"
	70638648	3	PIN, connecting link, long (Effective November 1962)
	70919180	3	PIN, spring, 1/8" x 5/8"
12	70638650	6	COLLAR, connecting link pin (Effective November 1962)
13	70623457	1	SLEEVE ASSEMBLY, shifting (Includes 2 bushings which are not serviced separately)
14	70630806	1	PLATE, bearing carrier
15	70045312	4	CAPSCREW, 5/16"NC x 5/8"
	70904205	4	LOCKWASHER, 5/16"
16	70057773	1	BEARING, ball, shifting sleeve
17	70073908	1	RING, retaining, shifting sleeve bearing
18	70623459	1	CARRIER ASSEMBLY, bearing (Includes item 19)
19	70056864	2	RACE, inner, shifting yoke needle bearing
20	70623449	1	PLATE, back

(Continued)

CLUTCH ASSEMBLY 644218 (Continued)

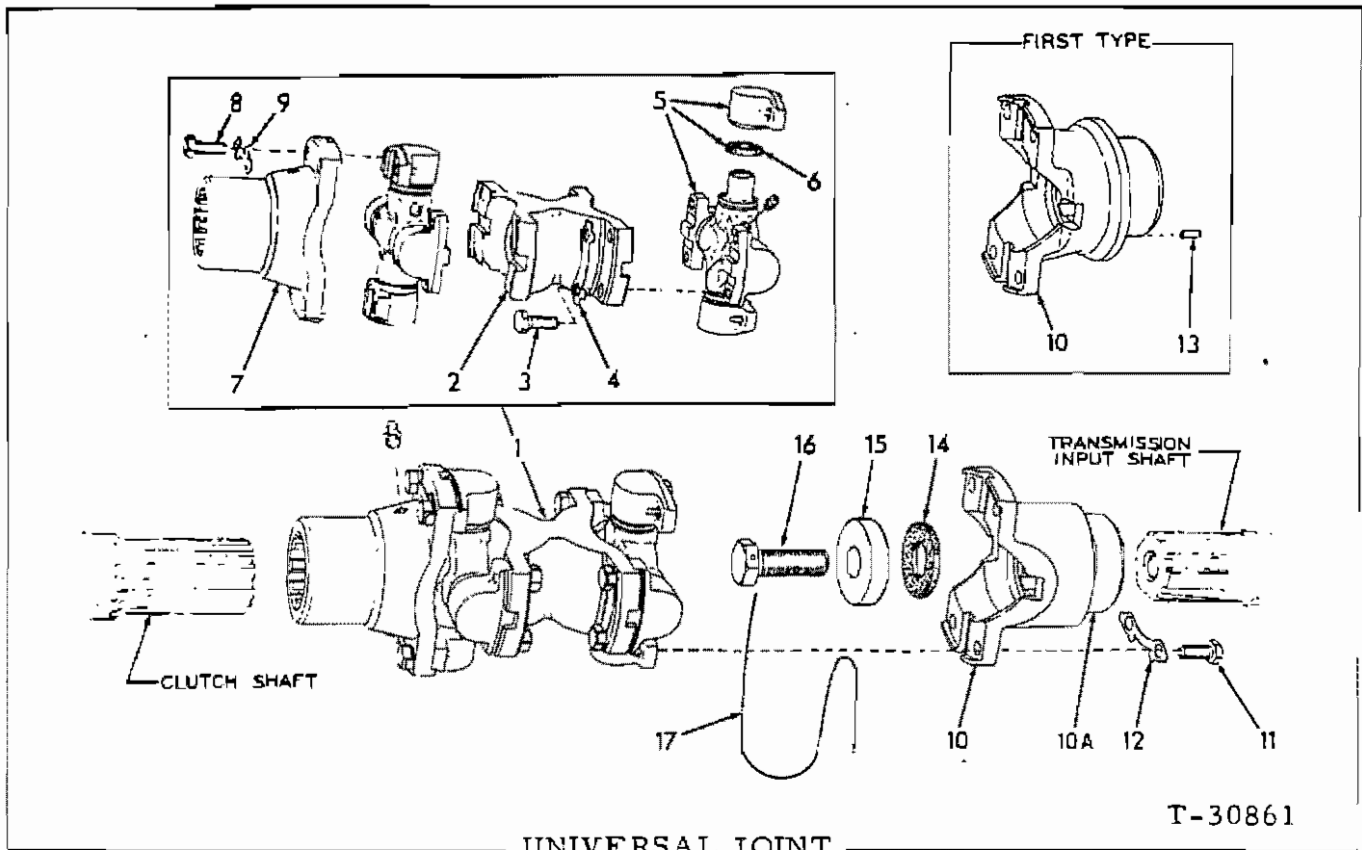
ITEM	PART NO.	QTY.	DESCRIPTION
21	70078667	3	SPRING, pressure plate retracting (light type)(Used prior to December 1962)
	70639751	3	SPRING, pressure plate retracting (heavy type)(Effective December 1962)
22	70073927	3	NUT, retracting spring screw (self-locking)
23	-----	1	RING, adjusting (Used prior to tractor #14187. Order RING 624669 and WASHER 624670)
	-----	1	RING, adjusting (Effective with tractor #14187)
24	70646825	1	LOCK, adjustment
25	70042767	2	SCREW (fl-hd., 3/8"NF x 1/2") } Used prior to December 1962
	70911048	2	
	70639752	2	SCREW (fl-hd., 3/8"NF x 7/8") } Effective December 1962
	70639750	2	
26	-----	1	WASHER, pressure (Used prior to tractor #14187. Order WASHER 624670 and RING 624669)
	70624670	1	WASHER, pressure (Effective with tractor #14187)
27	70623452	1	RING, washer retaining
28	70623453	1	PLATE, adjusting ring
29	70043397	1	BLOCK KIT, clutch camshaft (Full set of blocks and attaching parts listed under item 7 above)
30	70682581	1	RING KIT, adjusting (Includes items 23, 24 and 2 SCREW 70639752, 2 NUT 70639750)(Not illustrated)
			Component of item 30



USAGE: Tractors serial No. 7191 thru 8190; also Nos. 9773 thru 10171.

ITEM	PART NO.	QTY.	DESCRIPTION
1	70091673	1	JOINT ASSEMBLY, universal, clutch to transmission (Consists of items 2 thru 8)
2	70065481	1	YOKE, front
3	----- 70912808	2 2	CROSS, journal FITTING, lubricating, straight, 1/4"NF, tapered thread
4	-----	8	BEARING, needle
5	70052416	4	RING, snap, journal cross
6	-----	8	GASKET, journal cross
7	70054228 70904206 70911041	2 4 4	U-BOLT, front yoke LOCKWASHER, 3/8" NUT, 3/8"NF
8	70091671	1	SHAFT
9	70054228 70904206 70911041	2 4 4	U-BOLT, rear yoke LOCKWASHER, 3/8" NUT, 3/8"NF
10	70052423	1	YOKE ASSEMBLY, rear (Includes item 11)
11	70050569	3	PIN, driving, transmission oil seal ring
12	70080470	2	JOURNAL KIT (Consists of items 3 thru 6)

Also
see
item
12



*Loaders prior to serial No. 37A24903
 **Loaders serial No. 37A24903 and up

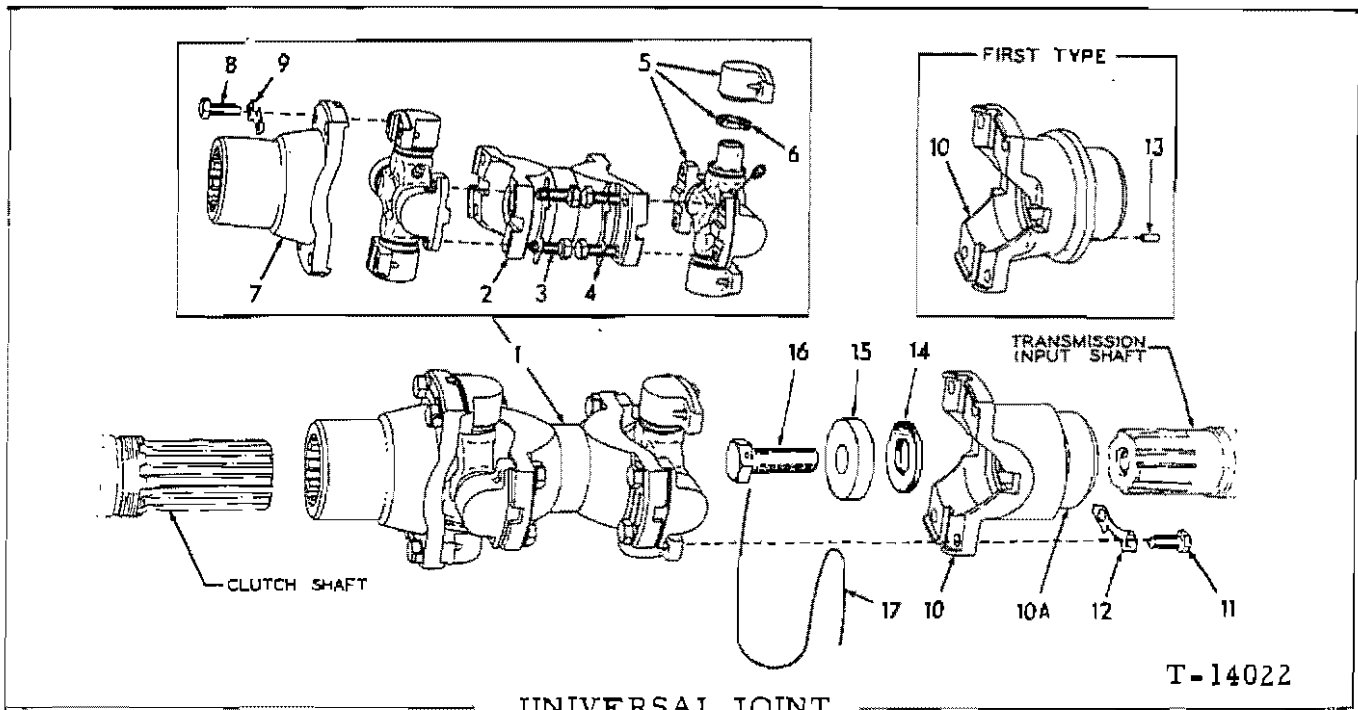
USAGE: Tractors with oil clutch.

ITEM	PART NO.	QTY.		DESCRIPTION
		* #	** #	
1	70620329	1	-	JOINT ASSY., universal (Consists of items 2 thru 9 and Fitting indented below)
	70680959	-	1	JOINT ASSY., universal
	70914687	1	-	FITTING, lubricating straight, 1/4"NF
2	70620196	1	1	YOKE, connecting
3	70073932	8	8	CAPSCREW, 5/16"NF x 7/8"
4	70073935	4	-	LOCK, capscrew
5	70086284	2	-	SPIDER ASSY. (Includes bearings, item 6 and Fitting indented below. Serviced only as a unit)
	70682636	-	2	SPIDER ASSY. (Includes bearings. Service only as a unit)
	70914687	2	-	FITTING, lubricating, straight, 1/4"NF
6	70625543	8	-	SEAL, spider bearing
7	70622935	1	-	YOKE, front
	70682637	-	1	YOKE, front
8	70073932	4	4	CAPSCREW, 5/16"NF x 7/8"
9	70073935	2	-	LOCK, capscrew
10	70085879	1	-	YOKE ASSY., rear (Includes item 13)(Tractors prior to #19862)
	70651396	1	1	YOKE ASSY., rear (Includes item 10A)(Tractors #19862 and up)

(Continued)

UNIVERSAL JOINT (Continued)

ITEM	PART NO.	QTY. * **	DESCRIPTION	
10A	70651357	1 1	SLEEVE, input shaft seal	
11	70073932	4 4	CAPSCREW, 5/16"NF x 7/8"	
12	70073935	2 2	LOCK, capscrew	
13	70050569	3 -	PIN, driving, transmission seal ring (Tractors prior to #19862)	
14	70050548	1 1	SEAL, yoke	} See TRANSMISSION
15	70050547	1 1	WASHER, yoke retaining	
16	70070162	1 1	CAPSCREW, yoke retaining	
17	70023633	1 1	WIRE, locking, 1/16" x 12"	



UNIVERSAL JOINT

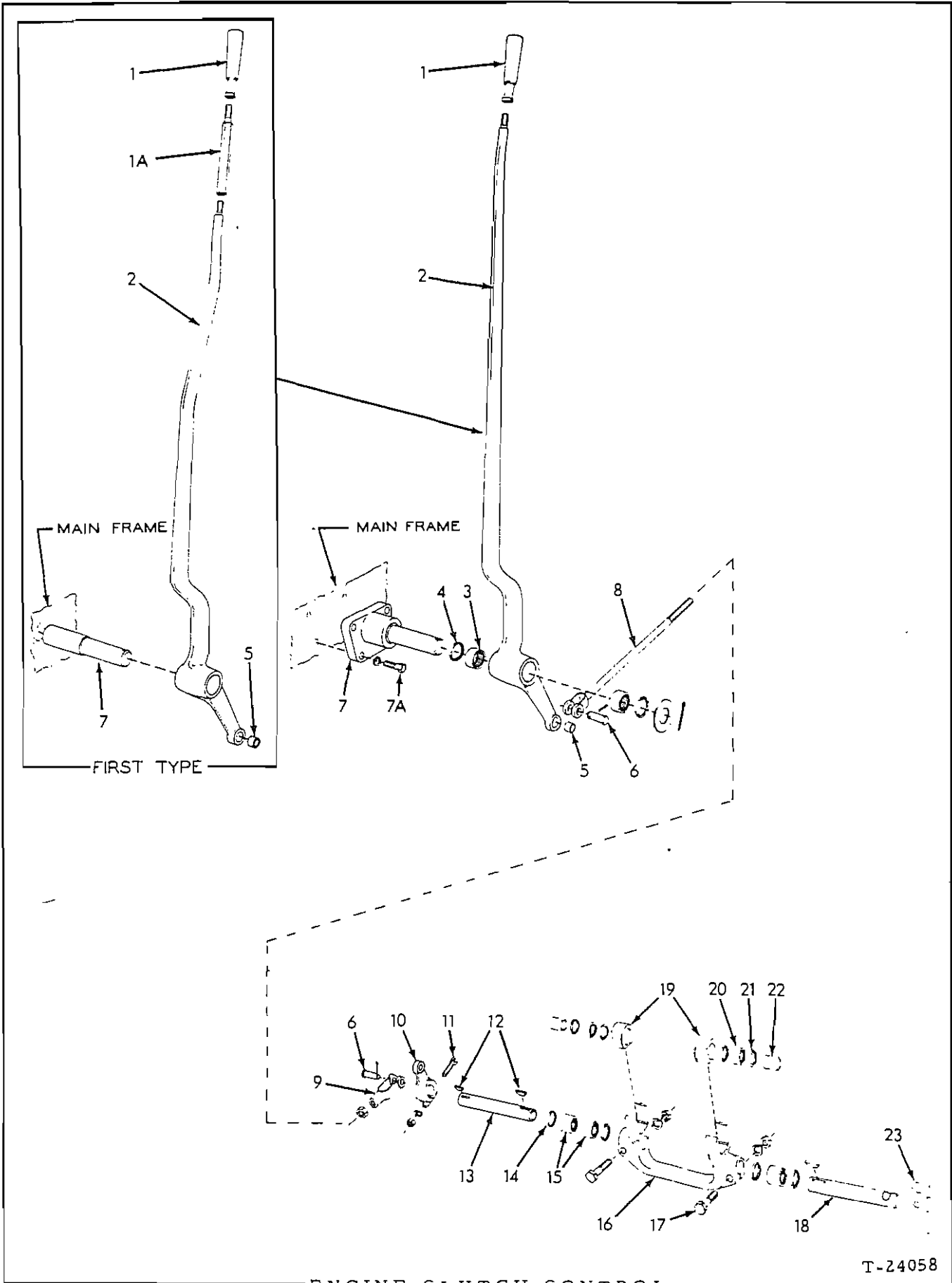
T-14022

*Loaders prior to serial No. 37A24750
 **Loader serial No. 37A24750 and up

USAGE: Tractors with dry clutch.

ITEM	PART NO.	QTY.	DESCRIPTION
		* **	
1	70085892	1 -	JOINT ASSY., universal (Consists of items 2 thru 9)
	70680965	- 1	JOINT ASSY., universal
2	70085976	1 1	YOKE, connecting
3	70073932	8 8	CAPSCREW, 5/16"NF x 7/8"
4	70073935	4 -	LOCK, capscrew
5	70086284	2 -	SPIDER ASSY. (Includes bearings, item 6 and Fitting indented below. Serviced only as a unit)
	70682636	- 2	SPIDER ASSY. (Includes bearings. Serviced only as a unit)
	70914687	2 -	FITTING, lubricating, straight, 1/4"NF
6	70178556	8 -	WASHER, sealing, spider bearing (cork)(Early units)
	70625543	8 -	SEAL, spider bearing (rubber)(Late units)
7	70082380	1 1	YOKE, front
8	70073932	4 4	CAPSCREW, 5/16"NF x 7/8"
9	70073935	2 -	LOCK, capscrew
10	70085879	1 -	YOKE ASSY., rear (Includes item 13(Loaders prior to #19862)
	70651396	1 1	YOKE ASSY., rear (Loaders #19862 and up)
10A	70651357	1 1	SLEEVE, input shaft seal
11	70073932	4 4	CAPSCREW, 5/16"NF x 7/8"
12	70073935	2 -	LOCK, capscrew
13	70050569	3 -	PIN, driving, transmission seal ring (Loaders prior to #19862)
14	70050548	1 1	SEAL, yoke
15	70050547	1 1	WASHER, yoke retaining
16	70070162	1 1	CAPSCREW, yoke retaining
17	70023633	1 1	WIRE, locking, 1/16" x 12"

} See TRANSMISSION



ENGINE CLUTCH CONTROL

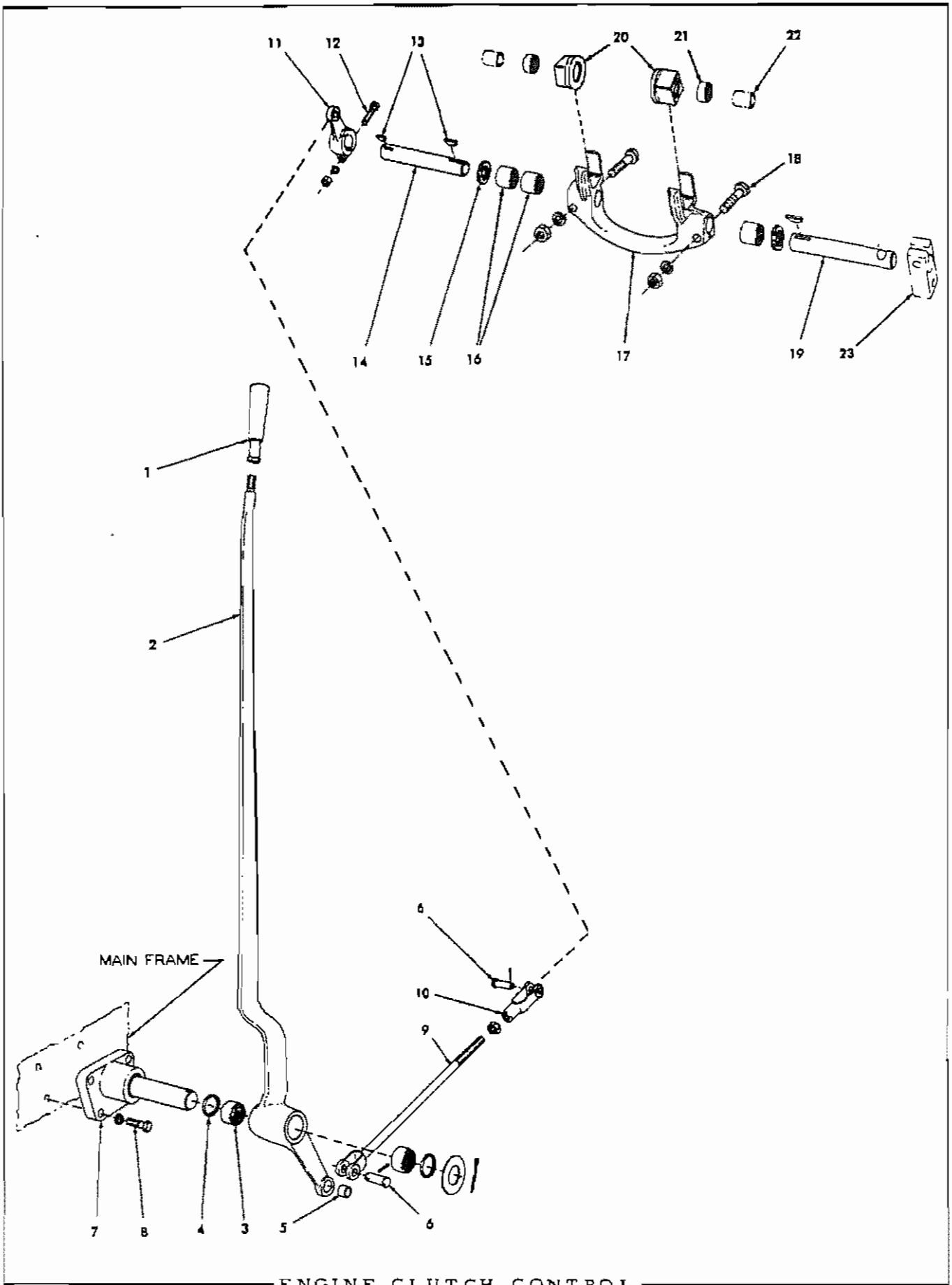
T-24058

ENGINE CLUTCH CONTROL

USAGE: Loaders with dry clutch

ITEM	PART NO.	QTY.	DESCRIPTION
1	70078620	1	GRIP, operating lever
1A	70089182	1	EXTENSION, operating lever (Used prior to tractor #11094)
2	70088626	1	LEVER ASSEMBLY, clutch operating (Includes item 5) (Used prior to tractor #11094)
	70097764	1	LEVER ASSEMBLY, clutch operating (Includes item 5) (Effective with tractor #11094)
3	70051513	2	BEARING, needle, operating lever
4	70053926	2	SEAL, dust, operating lever
5	70049988	1	BUSHING, operating lever (steel)
6	70049993	2	PIN, operating rod yoke
	70900805	2	PIN, cotter, 1/8" x 3/4"
7	70085768	1	SHAFT, operating lever (Used prior to tractor #11094)
	70097567	1	SHAFT ASSEMBLY, operating lever (Includes mounting bracket) (Effective with tractor #11094)
	70911159	1	WASHER, plain, SAE std., 1"
	70910302	1	PIN, cotter, 5/32" x 1-1/4"
7A	70913105	4	CAPSCREW, lever shaft (1/2"NF x 1-1/2") (Effective with tractor #11094)
	70904208	4	LOCKWASHER, 1/2"
8	70088624	1	ROD, clutch operating (6" long) (Used prior to tractor #11094)
	70097741	1	ROD, clutch operating (13" long) (Effective with tractor #11094)
	70911043	1	NUT, 1/2"NF
9	70068389	1	YOKE, operating rod
10	70068511	1	LEVER, clutch control (3" long) (Used prior to tractor #11094)
	70097784	1	LEVER, clutch control (2-1/4" long) (Effective with tractor #11094)
11	70910948	1	CAPSCREW, 3/8"NC x 2"
	70904206	1	LOCKWASHER, 3/8"
	70911026	1	NUT, 3/8"NC
12	70036997	3	KEY, #13 woodruff, 3/16" x 1", hardened
13	70085822	1	SHAFT, clutch shifting yoke, left side
14	70053926	4	SEAL, dust, shifting yoke shaft
15	70604925	3	BEARING, needle, shifting yoke shaft
16	70632082	1	YOKE, clutch shifting
17	70916315	2	CAPSCREW, 1/2"NC x 2-1/4"
	70904208	2	LOCKWASHER, 1/2"
	70911028	2	NUT, 1/2"NC
18	70053931	1	SHAFT, clutch shifting yoke, right side
19	70053929	2	<input type="checkbox"/> BLOCK, sliding, shifting yoke
20	70050442	2	<input type="checkbox"/> BEARING, needle, shifting yoke
21	70053927	4	<input type="checkbox"/> SEAL, dust, shifting yoke bearing
22	-----	2	RACE, shifting yoke needle bearing (See CLUTCH ASSEMBLY)
23	-----	1	LEVER, gear shift lock (See GEAR SHIFT)

Also see PACKAGED PARTS

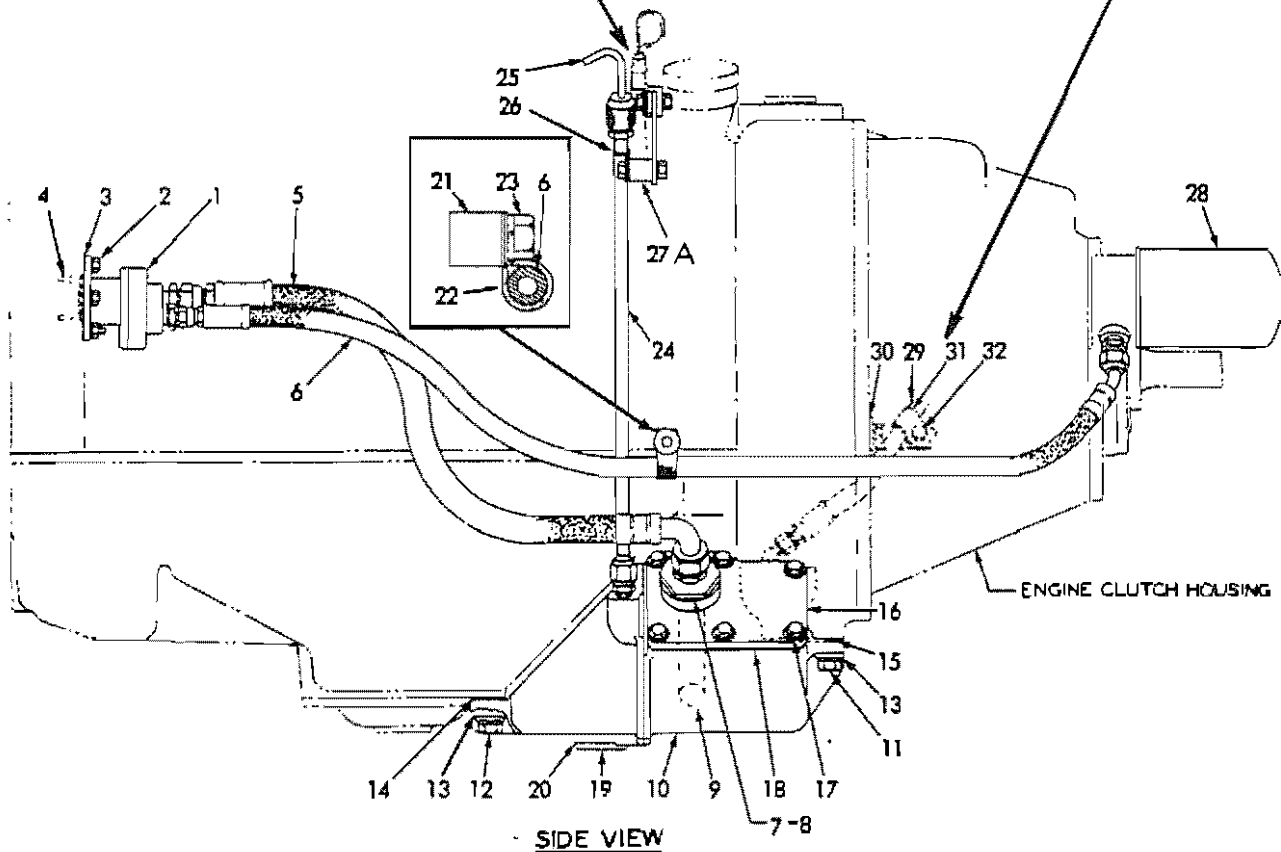
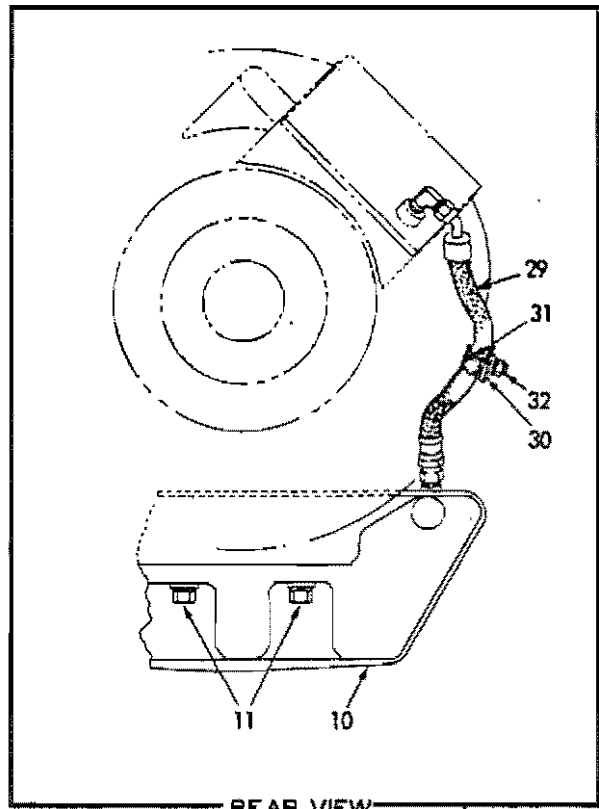
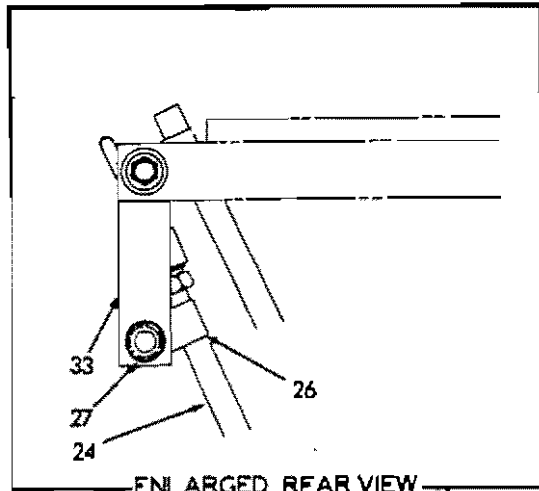


ENGINE CLUTCH CONTROL

ENGINE CLUTCH CONTROL

USAGE: Tractors with oil clutch

ITEM	PART NO	QTY.	DESCRIPTION
1	70078620	1	GRIP, operating lever
2	70097764	1	LEVER ASSEMBLY, clutch operating (Includes item 5)
3	70051513	2	BEARING, needle, operating lever
4	70053926	2	SEAL, dust, operating lever
5	70049988	1	BUSHING, operating lever (steel)
6	70049993	2	PIN, operating rod yoke
	70900805	2	PIN, cotter, 1/8" x 3/4"
7	70097567	1	SHAFT ASSEMBLY, operating lever (Includes mounting bracket)
	70911159	1	WASHER, plain, SAE std., 1"
	70910302	1	PIN, cotter, 5/32" x 1-1/4"
8	70913105	4	CAPSCREW, 1/2"NF x 1-1/2"
	70904208	4	LOCKWASHER, 1/2"
9	70097741	1	ROD, clutch operating
	70911043	1	NUT, 1/2"NF
10	70068389	1	YOKE, operating rod
11	70097784	1	LEVER, clutch control
12	70910948	1	CAPSCREW, 3/8"NC x 2"
	70904206	1	LOCKWASHER, 3/8"
	70911026	1	NUT, 3/8"NC
13	70036997	3	KEY, #13 woodruff, 3/16" x 1" (hardened)
14	70622912	1	SHAFT, clutch shifting yoke, left side
15	70603010	2	SEAL, oil, shifting yoke shaft
16	70604925	3	BEARING, needle, shifting yoke shaft
17	70056873	1	YOKE, clutch shifting
18	70645295	2	CAPSCREW, thin-hd., 1/2"NF x 2-1/4"
	70904208	2	LOCKWASHER, 1/2"
	70911043	2	NUT, 1/2"NF
19	70622913	1	SHAFT, clutch shifting yoke, right side
20	70056865	2	BLOCK, sliding, shifting yoke
21	70050442	2	BEARING, needle, shifting yoke
22	-----	2	RACE, shifting yoke needle bearing (See CLUTCH ASSEMBLY)
23	-----	1	LEVER, gear shift lock (See GEAR SHIFT)



ENGINE CLUTCH OILING SYSTEM

T-30864

ENGINE CLUTCH OILING SYSTEM

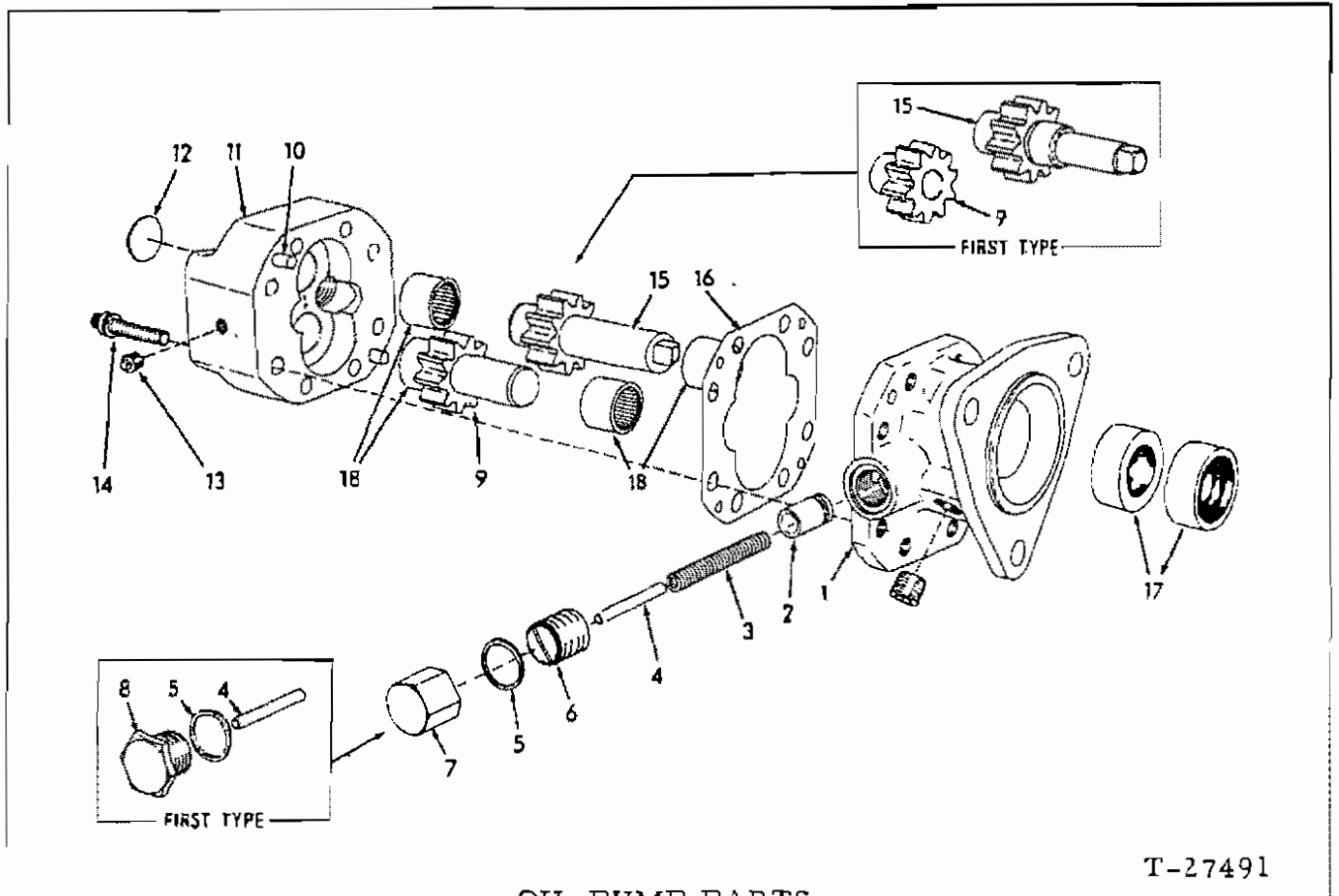
USAGE: Tractors with oil clutch.

ITEM	PART NO.	QTY.	DESCRIPTION
1	70620201	1	PUMP ASSY., oil (See page 239 for parts)(Loaders prior to unit #24676 including unit #24927 thru approximately #25223)(Order Pump Assy. 70686215 and 1 each Stud 70082025, Nut 70913636)
	70686215	1	PUMP ASSY., oil (See page 239 for parts)(Loaders unit #24676 and up excluding unit #24927 thru approximately #25223)
2	70921194	2	CAPSCREW, Nylok, 5/16"NC x 7/8" (1 additional required loaders prior to unit #24676)
	70910286	3	LOCKWASHER, 5/16"
	70082025	1	STUD, 5/16"NC x 1-1/16" } Effective with tractor
	70913636	1	NUT, 5/16"NF } unit #24676
3	74376605	1	GASKET, oil pump
4	70630914	1	COUPLING, pump drive
5	70622517	1	HOSE ASSY., tank to pump (See HOSE PARTS)
	70919615	1	CONNECTOR, flare type, 3/4" tube, 1/2"NPT male
	70919342	1	CONNECTOR, flare type, 3/4" tube, 3/4"NPT male
6	70646914	1	HOSE, pump to filter (See HOSE PARTS)
	70919063	1	CONNECTOR, flare type, 1/2" tube, 3/8"NPT male (Used prior to tractor #14906 at rear end)
	70919128	1	CONNECTOR, flare type, 1/2" tube, 1/2"NPT male (1 additional used on tractors #14906 and up)
7	70620072	1	ADAPTOR, oil tank
8	70035249	1	GASKET, oil tank adaptor
9	70621039	1	SCREEN, oil
10	70632279	1	TANK, oil (If for tractors prior to #15386 also order Hose 70646142. If for tractors prior to #14218 also add Cover 70623919 and Gasket 70623925)
11	70915987	4	CAPSCREW, 1/2"NC x 1-1/2"
12	70916313	2	CAPSCREW, 1/2"NC x 1-3/4"
	70904208	6	LOCKWASHER, 1/2"
13	70064531	6	WASHER, plain
14	70622520	2	SHIM, tank mounting (1/16" thick. Use as req'd)
	70622521	6	SHIM, tank mounting (1/32" thick. Use as req'd)
15	70923814	1	O-RING, oil tank (Early units)
	70628655	1	GASKET, oil tank (Late units)
16	70622463	1	COVER, oil tank (Used prior to tractor #14218)
	70623919	1	COVER, oil tank (Effective with tractor #14218)
17	70916272	6	CAPSCREW, 3/8"NC x 1-1/4"
	70904206	6	LOCKWASHER, 3/8"
18	70622516	1	GASKET, oil tank cover (Used prior to tractor #14218)
	70623925	1	GASKET, oil tank cover (Effective with tractor #14218)
19	70035250	1	PLUG, oil drain
20	70035249	1	GASKET, oil drain plug
21	70065785	1	BLOCK, clip attaching

(Continued)

ENGINE CLUTCH OILING SYSTEM (Continued)

ITEM	PART NO.	QTY.	DESCRIPTION
22	70621304	1	CLIP, hose supporting (3/4" diam.)(Used prior to tractor #18189)
	70644713	1	CLIP, hose supporting (7/8" diam.)(Effective with tractor #18189)
23	70035067	1	CAPSCREW, 1/2"NF x 2"
	70904208	1	LOCKWASHER, 1/2"
24	70622518	1	TUBE ASSEMBLY, oil level gauge (Includes nut and sleeve)
	70919063	1	CONNECTOR, flare type, 1/2" tube, 3/8"NPT male
25	70639081	1	GAUGE, oil level
26	70091046	1	CLIP, tube supporting (1/2" diam., 7/16" bolt-hole)
27	70035336	1	CAPSCREW, 3/8"NF x 1-3/4"
	70904206	1	LOCKWASHER, 3/8"
	70911041	1	NUT, 3/8"NF
27A	70085452	1	BLOCK, clip spacing
28	74511629	1	FILTER ASSEMBLY, oil (Serviced only as a unit)
	70919063	1	CONNECTOR, flare type, 1/2" tube, 3/8"NPT male
29	70622588	1	HOSE ASSEMBLY, tank venting (See HOSE PARTS)(Used prior to tractor #15386)
	70646142	1	HOSE, tank venting (See HOSE PARTS)(Effective with tractor #15386)
	70919135	1	ELBOW, flare type, 90°, 3/8" tube, 1/4" NPT male
	70920316	1	ELBOW, flare type, 45°, 3/8" tube, 1/4"NPT male
30	70628821	1	SUPPORT, venting hose
31	70094422	1	CLIP, hose supporting (5/8" diam.)(Used prior to tractor #18189)
	70621304	1	CLIP, hose supporting (3/4" diam.)(Effective with tractor #18189)
32	70036032	1	CAPSCREW, 3/8"NF x 3/4"
	70911115	1	WASHER, plain, SAE std., 3/8"
	70904206	1	LOCKWASHER, 3/8"
	70911041	1	NUT, 3/8"NF
33	70624179	1	STRAP, supporting, oil level gauge



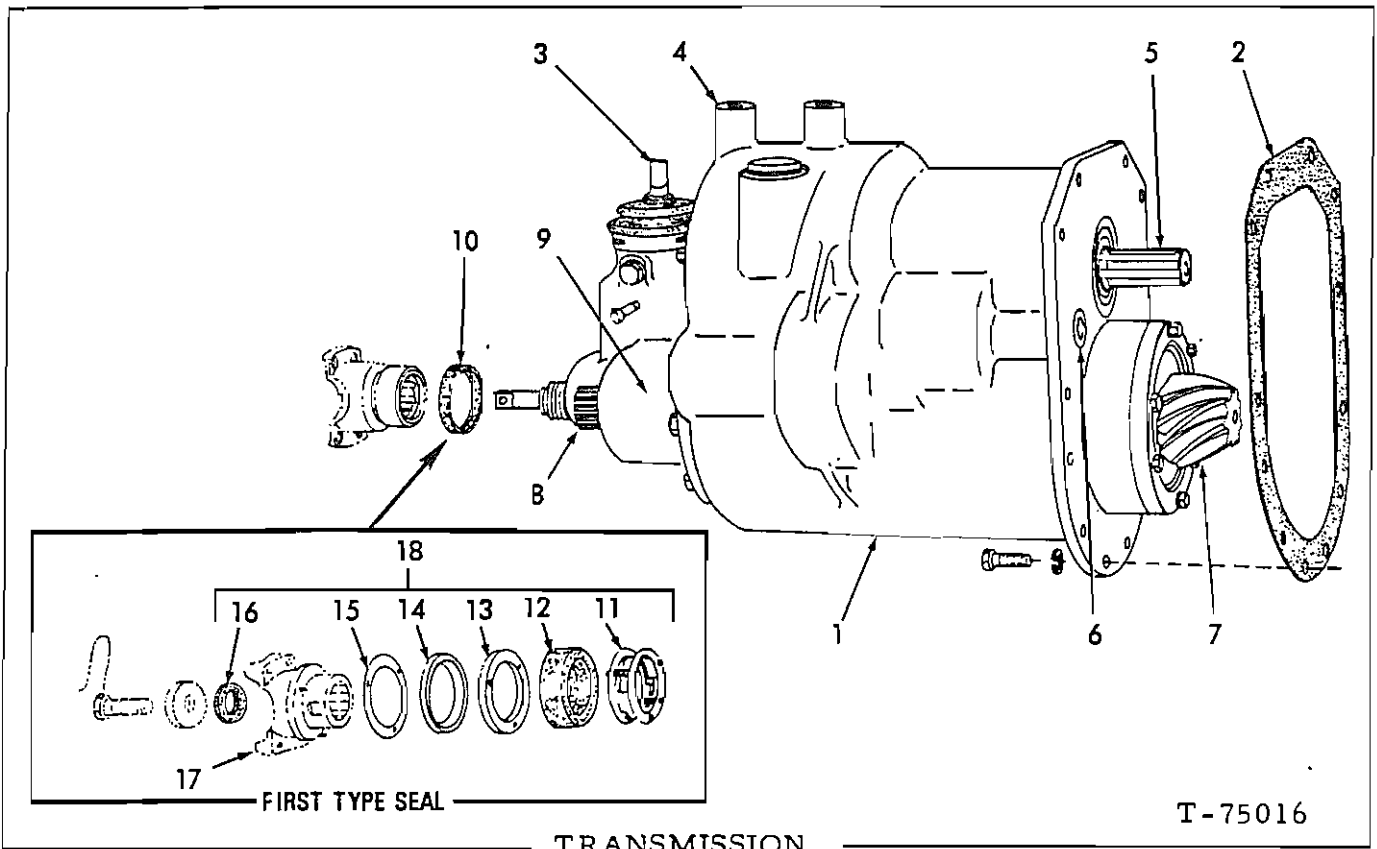
OIL PUMP PARTS

T-27491

*PUMP ASSEMBLY 70620201 (First type)
 **PUMP ASSEMBLY 70686215 (Second type)

USAGE: See page 237

ITEM	PART NO.	QTY.		DESCRIPTION
		*	**	
1	-----	1	1	STATOR (Not serviced separately)
2	74047994	1	1	PLUNGER, pressure relief
3	70076259	1	1	SPRING, pressure relief plunger
4	74047993	1	1	PIN, pressure relief plunger spring
5	74048002	1	1	GASKET, pressure relief spring plug
6	70077245	-	1	SCREW, adjusting
7	70242787	-	1	NUT, adjusting screw
8	74048001	1	-	PLUG, pressure relief spring
9	70621315	1	-	GEAR, driven
	70689606	-	1	GEAR, driven
10	74048000	2	-	PIN, dowel, stator to housing
	70689607	-	2	PIN, dowel, stator to housing
11	-----	1	1	HOUSING (Not serviced separately)
12	70092107	2	-	PLUG, expansion, 11/16" diam.
13	70628468	1	-	PLUG, pipe, 1/16"NPT
14	70077239	8	-	SCREW ASSY. (Includes lockwasher)
	74999593	-	8	SCREW ASSY., 12 pt. (Includes lockwasher)
15	70621316	1	-	SHAFT ASSY. (Includes driving gear)
	70689605	-	1	SHAFT ASSY. (Includes driving gear)
16	70621363	1	1	GASKET, pump housing
17	74047783	2	2	SEAL, pump shaft
18	70689396	-	4	BEARING, shaft



TRANSMISSION

T-75016

*Loaders prior to serial No. 21449
 **Loaders serial No. 21449 and up

ITEM	PART NO.	QTY.	DESCRIPTION
		* **	
1	70086774	1 -	TRANSMISSION ASSY. (Includes gear shift mechanism)(Used prior to loader #11094)
	70098047	1 -	TRANSMISSION ASSY. (Includes gear shift mechanism)(Loader #11094 thru 19862)
	70651400	1 -	TRANSMISSION ASSY. (Loaders #19862 thru 21440) (For use on loaders prior to #19862)(Order Yoke 70651396)(Includes items 3 thru 10)
	70666326	- 1	TRANSMISSION ASSY. (Includes items 3 thru 10)
	70919230	13 13	CAPSCREW, 1/2"NC x 1-3/8"
	70904208	13 13	LOCKWASHER, 1/2"
2	70050298	1 -	□GASKET, transmission to main housing
	70627249	- 1	GASKET, transmission to main housing
3	-----	- -	See GEAR SHIFT
4	-----	- -	See TRANSMISSION CASE AND COVERS
5	-----	- -	See TRANSMISSION TOP SHAFT
6	-----	- -	See TRANSMISSION LOW SPEED REVERSE
7	-----	- -	See TRANSMISSION BEVEL PINION SHAFT
8	-----	- -	See TRANSMISSION INPUT SHAFT
9	-----	- -	See TRANSMISSION HIGH SPEED REVERSE
10	70651299	1 1	SEAL, oil, input shaft (Effective with loader #19862)

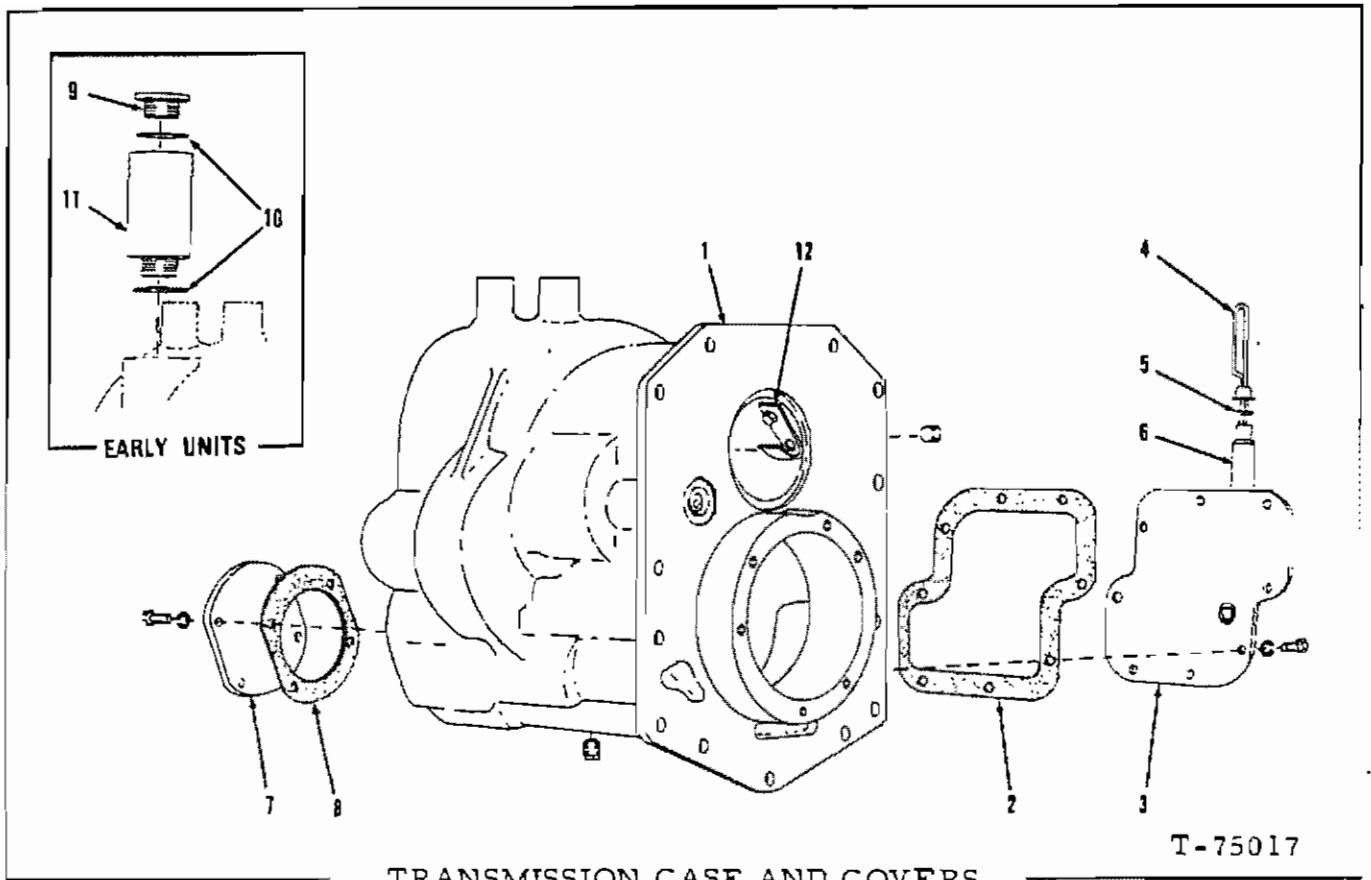
NOTE: Items 11 thru 15 comprise the FIRST TYPE INPUT SHAFT SEAL used on tractors prior to serial No. 19862.

(Continued)

TRANSMISSION (Continued)

ITEM	PART NO.	QTY.	DESCRIPTION
		* **	
11	70056588	1	- #SPRING ASSY., input shaft seal (Serviced only as a unit)
12	70621860	1	- #BOOT, input shaft seal
13	70056589	1	- #RING, seal, input shaft (bronze)
14	70049110	1	- #RING, seal, input (steel)
15	70049836	1	- #GASKET, input shaft seal ring
16	-----	1	1 #SEAL (See UNIVERSAL JOINT)
17	-----	1	1 YOKE (See UNIVERSAL JOINT)
18	70082876	1	- SEAL KIT (Items 11 thru 16)

#Components of item 18



TRANSMISSION CASE AND COVERS

*Loaders prior to serial No. 21449

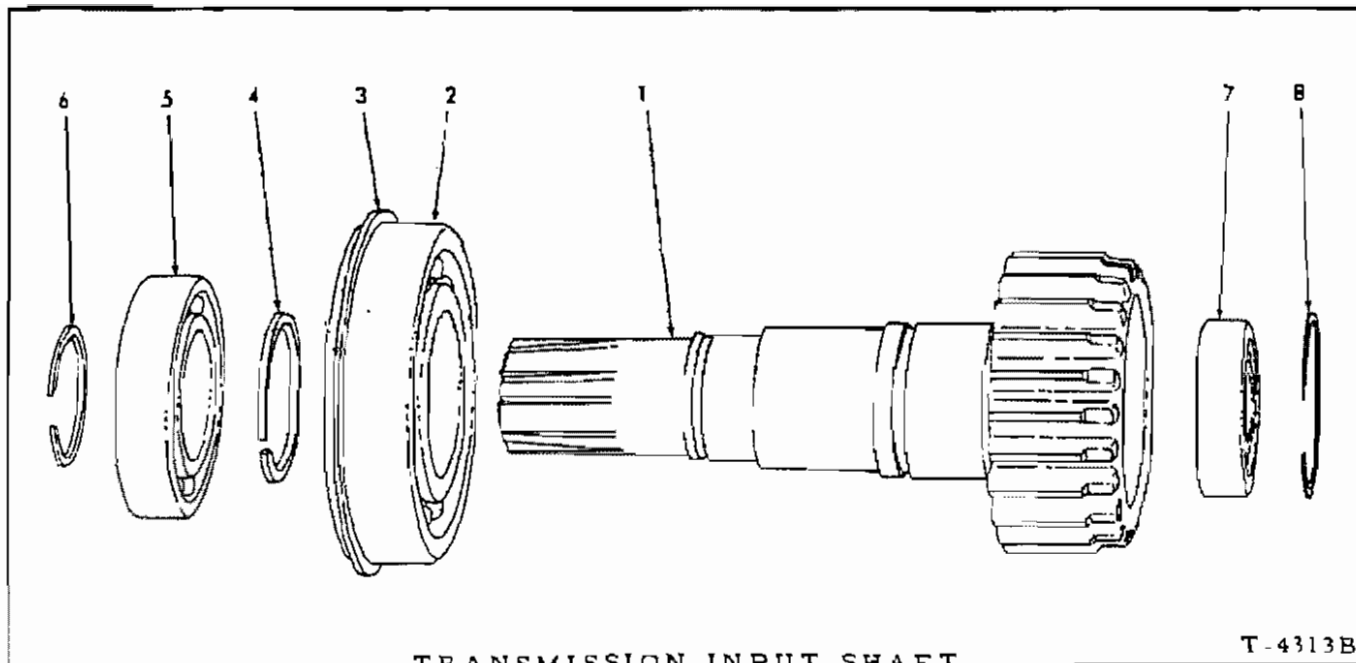
**Loaders serial No. 21449 and up

ITEM	PART NO.	QTY.	DESCRIPTION
		* **	
1	70075711	1 -	CASE ASSY. (Includes high-speed reverse shaft)
	70901653	1 -	PLUG, pipe, 3/8"NPT
	70628892	- 1	CASE ASSY. (Includes high-speed reverse shaft)
	70901653	- 1	PLUG, pipe, 3/8"NPT
	70904223	- 1	PLUG, pipe, ctsk-hd., 1/2"NPT
2	70050304	1 1	□GASKET, side cover
3	70080808	1 1	COVER, side (Tractors prior to #11094)
	70901652	1 -	PLUG, pipe, 1/4"NPT
	70099887	1 1	COVER, side (Tractors #11094 and up)(If for first replacement on tractors prior to #12322 also order 1 Pipe 70099886
	70915408	8 8	CAPSCREW, 3/8"NC x 3/4"
	70904206	8 8	LOCKWASHER, 3/8"
4	70099890	1 1	GAUGE, oil level
5	74506607	1 1	SEAL, oil level gauge
6	70099886	1 1	PIPE, oil level gauge
7	70649097	- 1	COVER, front
	70916271	- 4	CAPSCREW, 3/8"NC x 1"
	70904206	- 4	LOCKWASHER, 3/8"
8	70627357	- 1	GASKET, front cover
9	70035250	1 -	PLUG, oil filler
10	70035249	2 -	□GASKET, oil filler

(Continued)

TRANSMISSION CASE AND COVERS (Continued)

ITEM	PART NO.	QTY.	DESCRIPTION
		# **	
11	70098815	1 -	ADAPTOR, oil filler extension
12	70627412	- 1	DEFLECTOR, oil
	70631181	- 1	CAPSCREW
	70917264	- 1	WASHER, plain (copper)
	70903416	- 1	NUT, slotted, 3/8"NC
	70900802	- 1	PIN, cotter, 3/32" x 1"

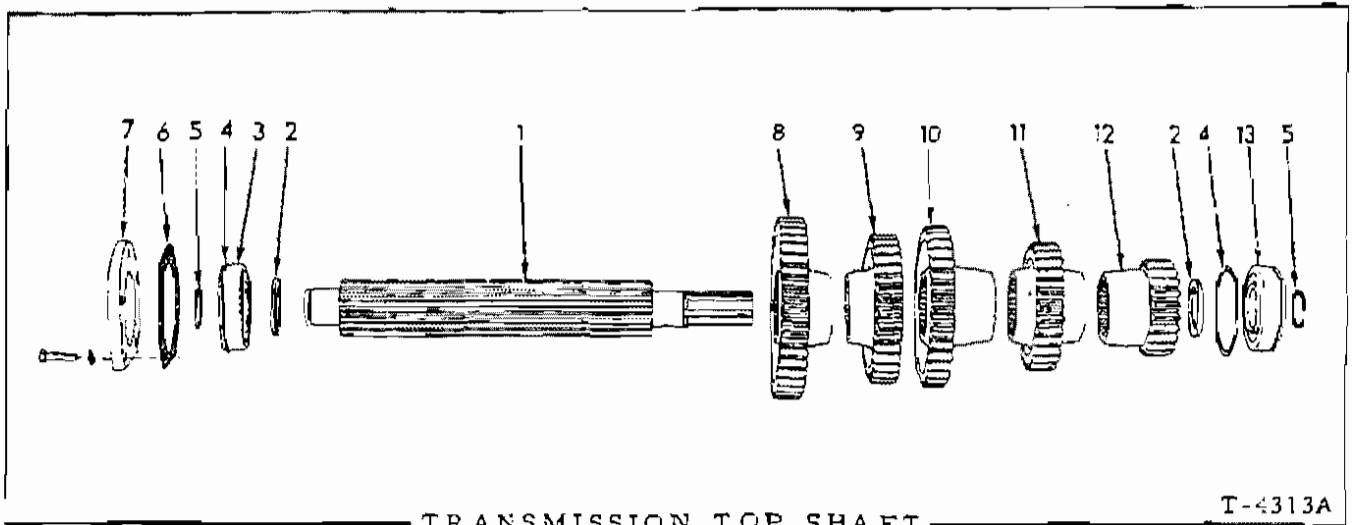


TRANSMISSION INPUT SHAFT

T-4313B

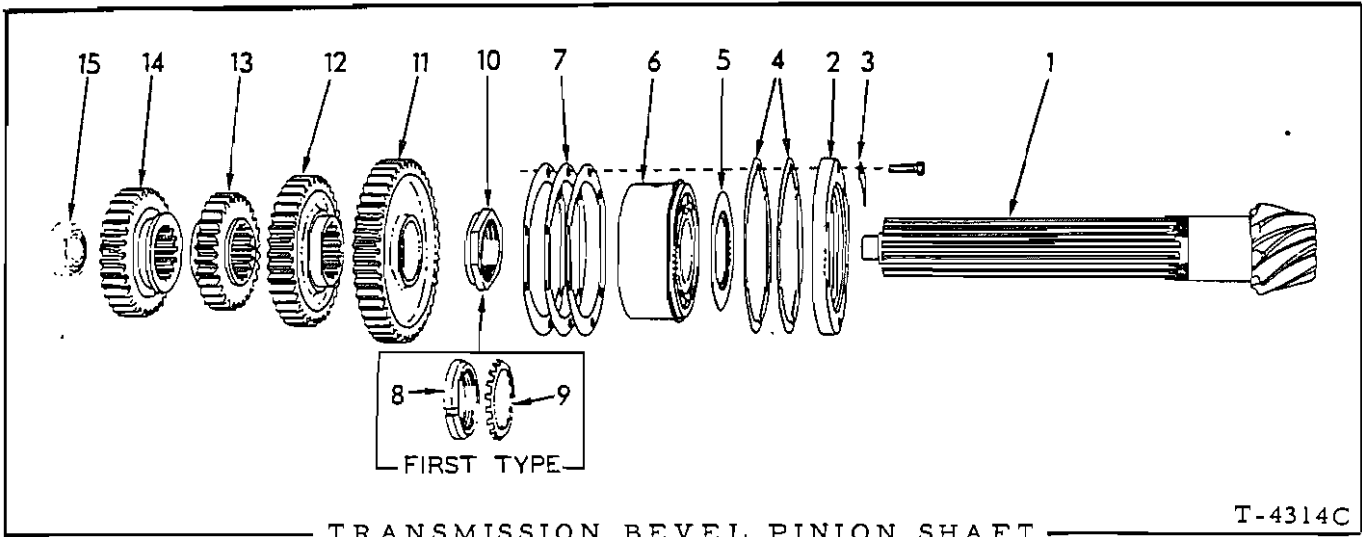
*Loaders prior to serial No. 21449
 **Loaders serial No. 21449 and up

ITEM	PART NO.	QTY.		DESCRIPTION
		*	**	
1	70049943	1	-	SHAFT (23-tooth gear)
	70624107	-	1	SHAFT (23-tooth gear)
2	70050270	1	-	BEARING, ball, rear end (Includes item 3)
	70649691	-	1	BEARING, roller, rear end
3	70054457	1	1	RING, snap, rear bearing
4	70050292	1	1	RING, snap, input shaft, rear
5	70042847	1	1	BEARING, ball, front end
6	70050293	1	-	RING, snap, input shaft, front
7	70050272	1	-	BEARING, roller, pinion shaft front end
	70624118	-	1	BEARING, roller, pinion shaft front end
8	70050291	1	1	RING, snap, pinion shaft front bearing



ITEM	PART NO.	QTY.	DESCRIPTION
1	70049938	1	SHAFT
2	70624075	2	WASHER, thrust
3	70090645	1	BEARING, ball, front end
4	70053237	2	RING, snap, bearing retaining
5	70051344	2	RING, snap, top shaft
6	70050296	1	□ GASKET, front bearing cover
7	70050297	1	COVER, front bearing
	70922211	2	CAPSCREW, Nyllok, 3/8"NC x 1-1/4"
	70921502	3	CAPSCREW, Nyllok, 3/8"NC x 1-3/4" (also attaches floor support on loaders #15791 and up)
	70904206	5	LOCKWASHER, 3/8"
8	70049915	1	GEAR, constant mesh (43 teeth)
9	70049924	1	GEAR, 3rd speed (35 teeth)
10	70068797	1	GEAR, high-speed reverse (36 teeth)
11	70049934	1	GEAR, second speed (30 teeth)
12	70049944	1	GEAR, low speed (22 teeth)
13	70051345	1	BEARING, roller, rear end

"ALWAYS GIVE MODEL AND SERIAL NUMBER WHEN ORDERING PARTS"



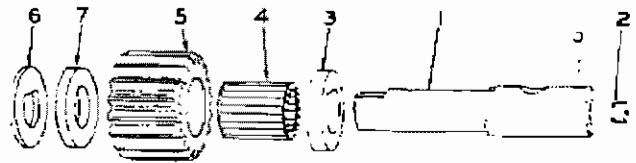
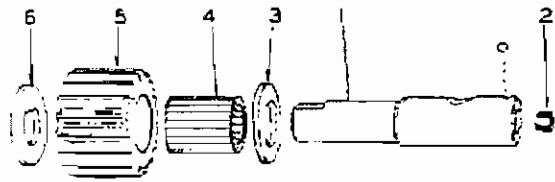
TRANSMISSION BEVEL PINION SHAFT

T-4314C

*Loaders prior to serial No. 21449
 **Loaders serial No. 21449 and up

ITEM	PART NO.	QTY.		DESCRIPTION	
		*	**		
1	70057415	1	-	PINION AND SHAFT (9 teeth)(If for loaders prior to #15570 also order item 10)	
	70624635	-	1	PINION AND SHAFT (9 teeth)	
2	70052247	1	-	RETAINER, rear bearing	
	70624108	-	1	RETAINER, rear bearing	
	70916272	6	6	CAPSCREW, 3/8"NC x 1-1/4"	
3	70052281	3	-	STRIP, locking, retainer capscrews	
	70624780	-	3	STRIP, locking, retainer capscrews	
4	70053209	3	-	SHIM, bearing retainer (.005" thick)	} Use as required
	70053206	3	-	SHIM, bearing retainer (.007" thick)	
	70624775	-	3	SHIM, bearing retainer (.005" thick)	
	70624776	-	3	SHIM, bearing retainer (.007" thick)	
5	70052231	1	-	SHIELD, rear bearing	
6	70081670	1	-	BEARING, ball, rear end (Includes snap ring)	
	70627319	-	1	BEARING, ball, rear end (Includes snap ring)	
7	70052272	2	-	SHIM, rear bearing (.005" thick)	} Use as required
	70052273	2	-	SHIM, rear bearing (.007" thick)	
	70052274	3	-	SHIM, rear bearing (.010" thick)	
	70624777	-	2	SHIM, rear bearing (.005" thick)	
	70624778	-	2	SHIM, rear bearing (.007" thick)	
	70624779	-	3	SHIM, rear bearing (.010" thick)	

(Continued)



FIRST TYPE

SECOND TYPE

4314A

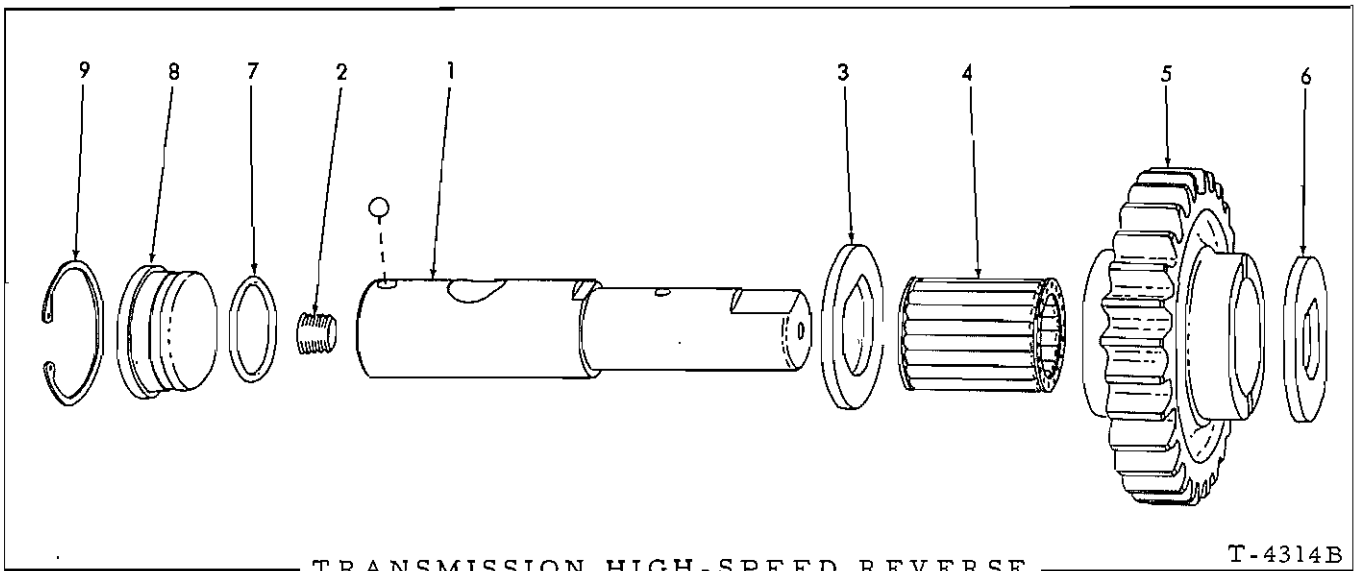
TRANSMISSION LOW-SPEED REVERSE

T-75006

*Loaders prior to serial No. 21449
 **Loaders serial No. 21449 and up

ITEM	PART NO.	QTY.		DESCRIPTION
		*	**	
1	70073000	1	-	SHAFT
	70624070	-	1	SHAFT
	70905359	1	1	BALL, steel, 5/16" diam.
2	70051496	1	1	PLUG, shaft end
3	70051301	1	-	WASHER, thrust
	70624074	-	1	WASHER, thrust
4	70050271	1	1	ROLLER ASSEMBLY, gear bearing
5	70049933	1	1	GEAR (18 teeth)
6	70051300	1	1	WASHER, thrust
7	70624072	-	1	WASHER, thrust



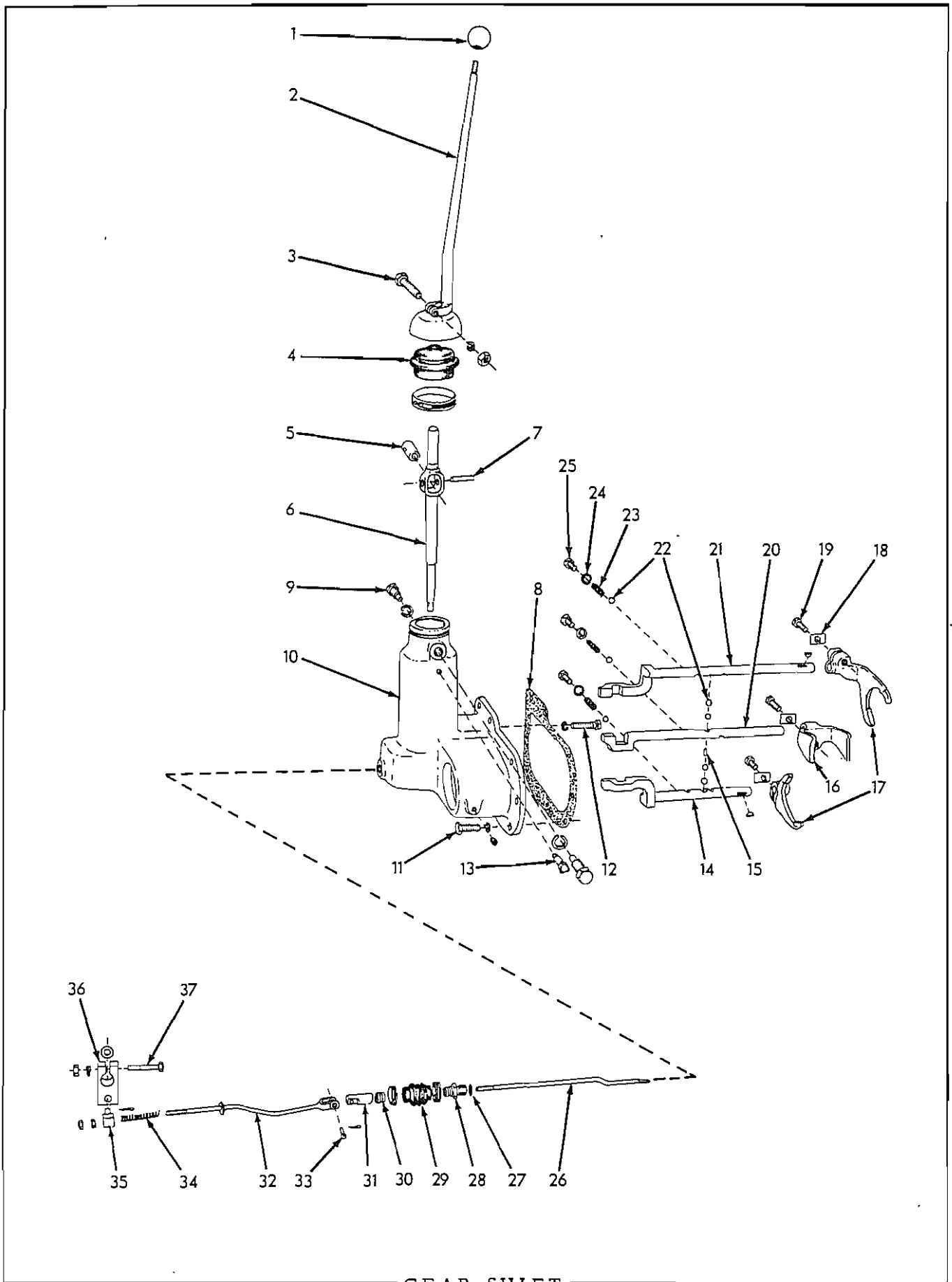


TRANSMISSION HIGH-SPEED REVERSE

T-4314B

ITEM	PART NO.	QTY.	DESCRIPTION
1	70073000	1	SHAFT
	70905359	1	BALL, steel, 5/16" diam.
2	70051496	1	PLUG, shaft end
3	70051300	1	WASHER, thrust, front side
4	70050271	1	ROLLER ASSEMBLY, gear bearing
5	70073001	1	GEAR (28 teeth)
6	70051301	1	WASHER, thrust, back side
7	70923813	1	O-RING, case hole plug
8	70069999	1	PLUG, case hole
9	70056362	1	RING, snap, plug retaining

"ALWAYS GIVE MDEL AND SERIAL NUMBER WHEN DRDERING PARTS"



GEAR SHIFT

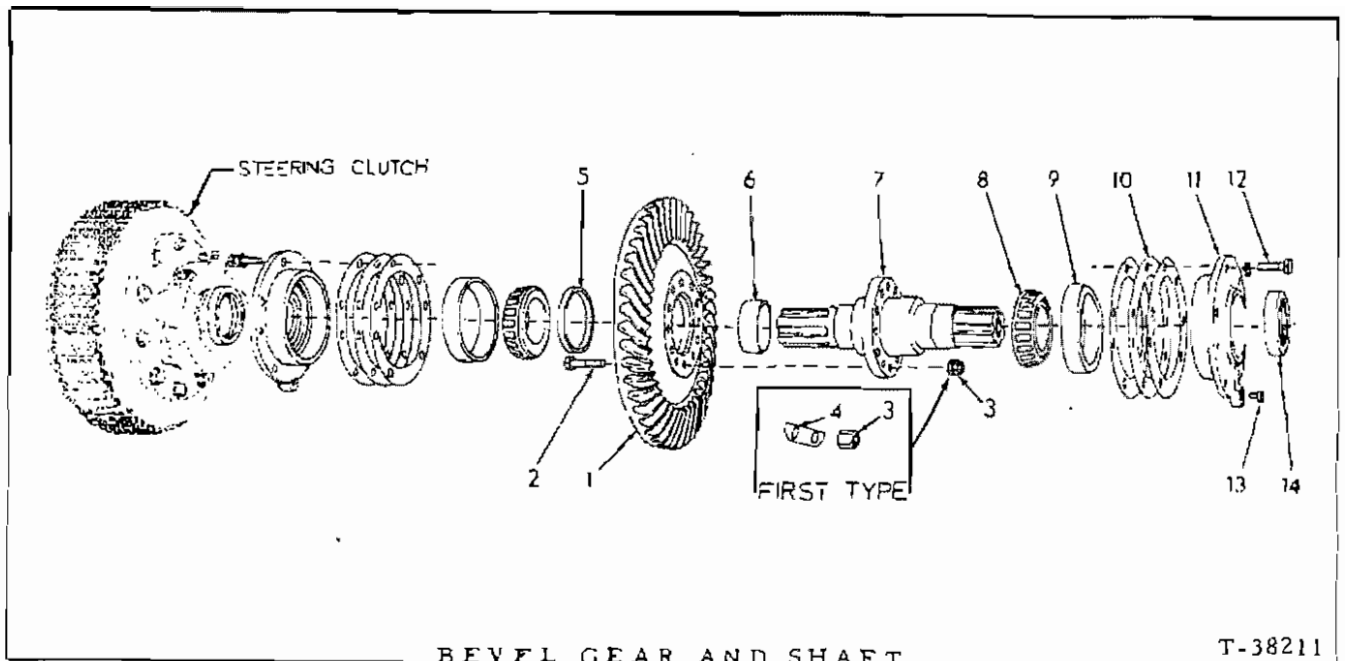
GEAR SHIFT

ITEM	PART NO.	QTY.	DESCRIPTION
1	70091862	1	KNOB, gear shift lever
2	70097808	1	LEVER, gear shift
3	70916316	1	CAPSCREW, lever clamping (1/2"NC x 2-1/2")
	70904208	1	LOCKWASHER, 1/2"
	70911028	1	NUT, 1/2"NC
4	70078742	1	BOOT, shift lever
	70916995	1	CLAMP, hose, 3" I.D.
5	70622080	1	SHAFT, lever pivot
6	70098089	1	LEVER, shift
7	70915500	1	PIN, spring (3/8" x 1-3/4")
8	70050294	1	□ GASKET, shift lever housing
9	70621329	2	SCREW, lever pivot
	70904209	2	LOCKWASHER, 5/8"
10	70651618	1	HOUSING, shift lever (If for Loaders prior to #20630 also order (1) each Shaft 70651613 and 70651614; if for Loaders prior to #19862 also order (1) each Yoke 70651396 and Seal 70651299; if for Loaders prior to #14351 also order (1) Plug 70901562)
	70901652	1	PLUG, pipe, 1/4"NPT
11	70922508	8	CAPSCREW, Nylok, 1/2"NC x 1-1/2"
12	70921556	1	CAPSCREW, 1/2"NC x 2"
	70904208	9	LOCKWASHER, 1/2"
13	70051447	1	BREATHER ASSY. (Serviced only as a unit)
14	70633431	1	SHAFT, shifting, lower (Used prior to tractor #20630)
	70651614	1	SHAFT, shifting, lower (Effective with tractor #20630)
15	70050266	1	PIN, shifting shaft interlock
16	70050211	1	FORK, shifting, intermediate shaft
17	70097742	2	FORK, shifting, upper and lower shafts
	70905122	2	KEY, #7 woodruff, 1/8" x 3/4"
18	-----	3	LOCK (Discontinued)
19	70913105	3	CAPSCREW, clamping, shifting fork (1/2"NF x 1-1/2")
20	70050207	1	SHAFT, shifting, intermediate
21	70633430	1	SHAFT, shifting, upper (Used prior to tractor #20630)
	70651613	1	SHAFT, shifting, upper (Effective with tractor #20630)
22	70905362	7	BALL, steel, 1/2" diam.
23	70099138	3	SPRING, shifting shaft (Used prior to November 1962)
	70605812	3	SPRING, shifting shaft (Effective November 1962)
24	70049918	3	WASHER, shifting shaft capscrew (copper)(Used prior to November 1962)
	70604879	9	WASHER, shifting shaft capscrew (Steel. Use as required)(Effective November 1962)
25	70035159	3	CAPSCREW, shifting shaft spring (5/8"NC x 1") (Used prior to November 1962)
	70921731	3	CAPSCREW, shifting shaft spring (5/8"NC x 1-1/4", Nylok)(Effective November 1962)
26	70076850	1	PLUNGER, locking
27	70050267	1	□ WASHER, locking plunger sleeve (copper)
28	70076846	1	SLEEVE, locking plunger

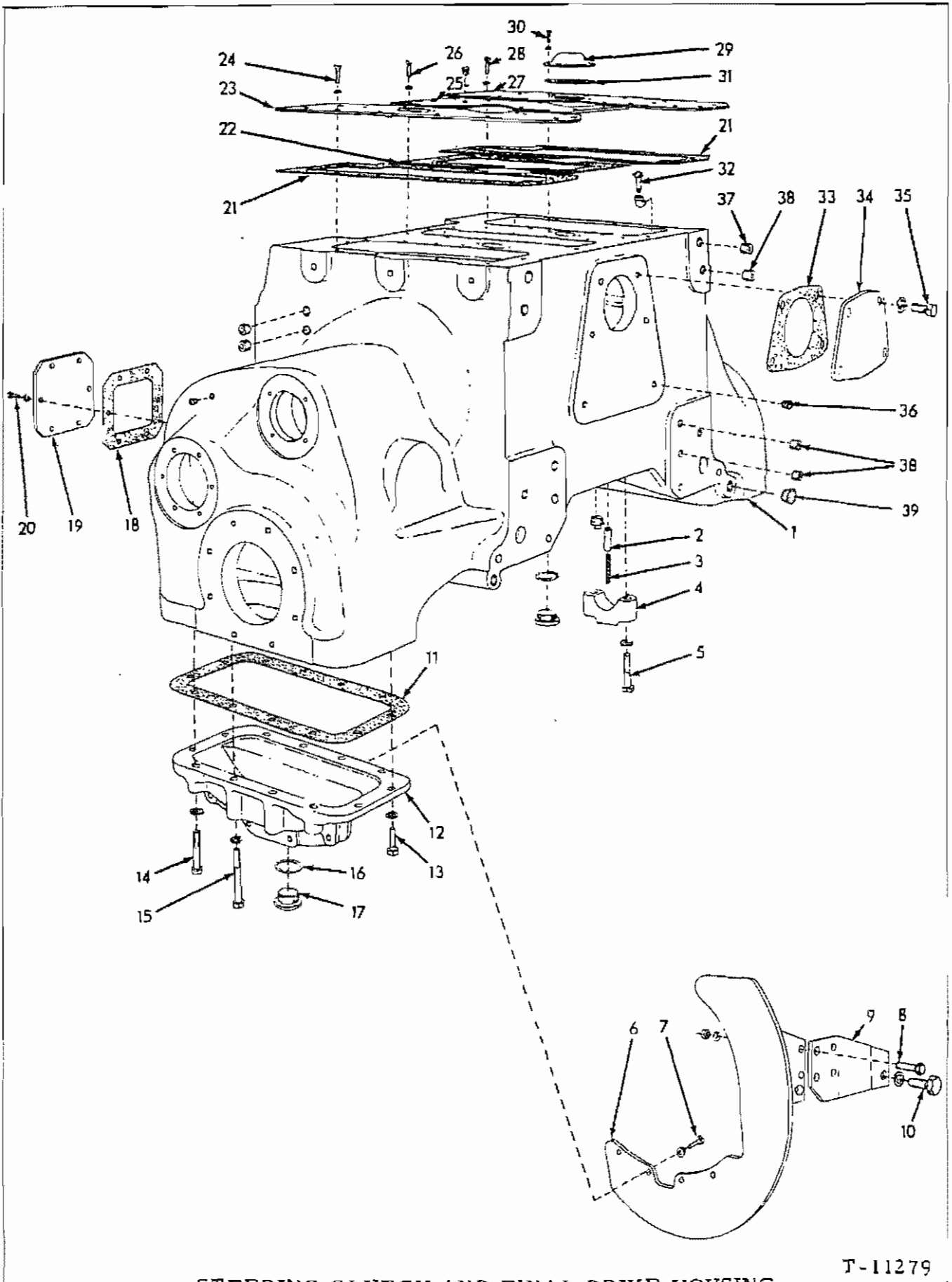
(Continued)

GEAR SHIFT (Continued)

ITEM	PART NO.	QTY.	DESCRIPTION
29	70080166	1	□BOOT, locking plunger
	70916897	2	CLAMP, hose, 1" I.D.
30	70076847	1	NUT, locking plunger
31	70050253	1	END, locking plunger
32	70085859	1	ROD, locking plunger
	70911041	2	NUT, 3/8"NF
33	70078810	1	PIN, plunger rod yoke
	70900942	1	PIN, cotter, 3/32" x 5/8"
34	70035910	1	SPRING, locking plunger rod
35	70050265	1	SWIVEL, locking plunger rod
	70910244	1	WASHER, plain, SAE std., 1/2"
	70910967	1	PIN, cotter, 1/8" x 7/8"
36	70050566	1	LEVER, shift lock
37	70916315	1	CAPSCREW, 1/2"NC x 2"
	70904208	1	LOCKWASHER, 1/2"
	70911028	1	NUT, 1/2"NC



ITEM	PART NO.	QTY.	DESCRIPTION
1	70057414	1	GEAR, bevel (Loaders prior to #21449)
	70624636	1	GEAR, bevel (Loaders #21449 and up)
2	70654541	12	CAPSCREW (1/2"NF x 2")
3	70038234	12	NUT, high, 1/2"NF (Used prior to tractor #16850)
	70643287	12	NUT, elastic stop, 1/2"NF (Effective with tractor #16850)
4	70035065	6	LOCK, nut (Used prior to tractor #16850)
5	70050234	1	COLLAR, locking, bevel gear attaching bolts
6	70050231	2	SLEEVE, bevel gear shaft
7	70064530	1	SHAFT ASSY., bevel gear (includes item 6)(Loaders prior to #21822 and after #24676)
	70666474	1	SHAFT ASSY., bevel gear (includes item 6)(Loaders #21822 thru 24675)
8	70050445	2	CONE ASSY., bevel gear shaft bearing
9	70050444	2	CUP, bevel gear shaft bearing
10	70050228	12	SHIM, adjusting, shaft bearing (.005" thick)
	70050229	12	SHIM, adjusting, shaft bearing (.007" thick)
	70050230	12	SHIM, adjusting, shaft bearing (.010" thick)
			} Use as required
11	70051292	2	RETAINER ASSY., shaft bearing (Includes item 13)
12	70095779	10	CAPSCREW, Nylok, 1/2"NC x 1-1/2"
	70904208	10	LOCKWASHER, 1/2"
13	70051291	2	PIN, wear, bevel gear shaft bearing retainer
14	70628941	2	SEAL, oil, bevel gear shaft



STEERING CLUTCH AND FINAL DRIVE HOUSING

T-11279

STEERING CLUTCH AND FINAL DRIVE HOUSING

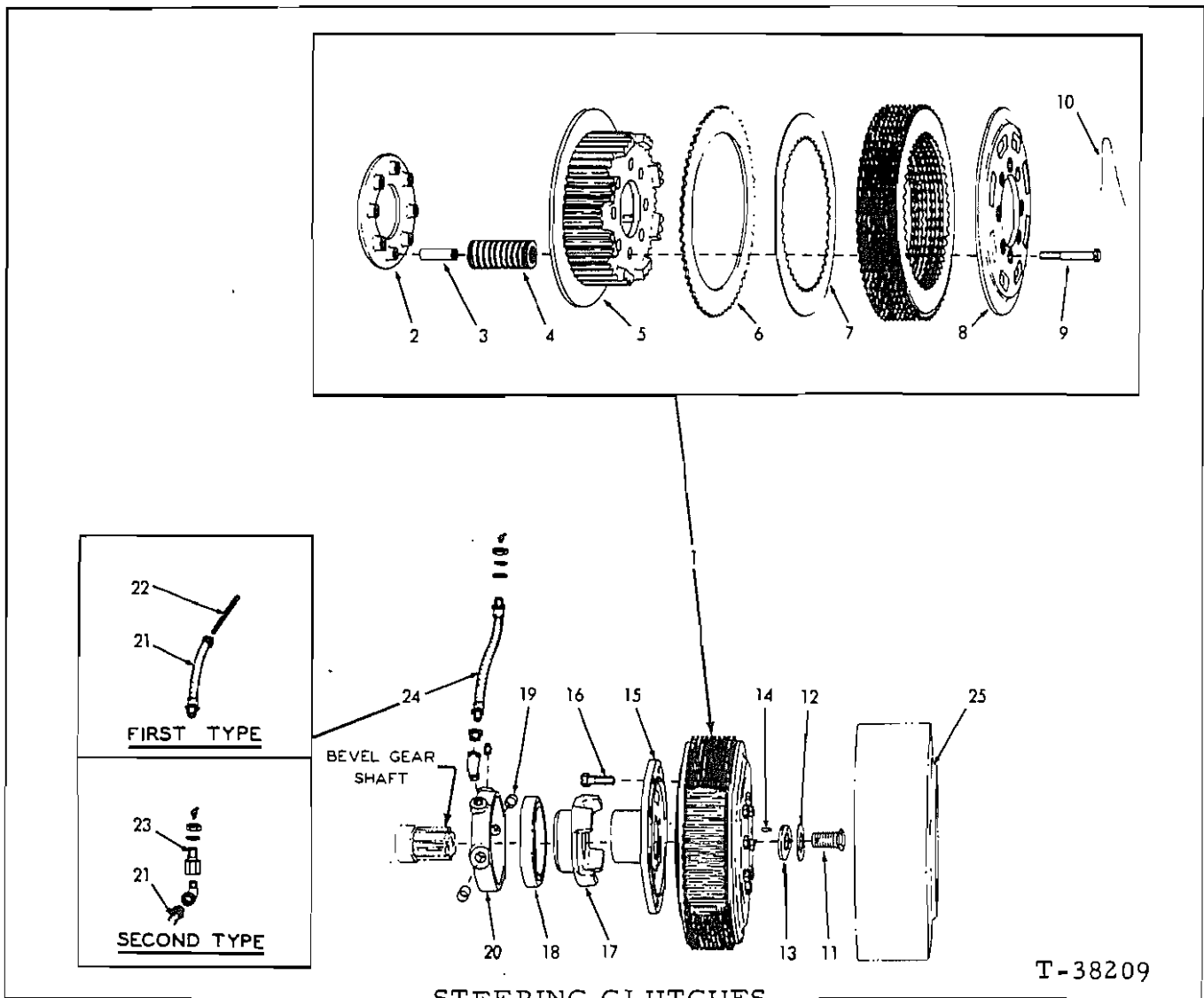
ITEM	PART NO.	QTY.	DESCRIPTION
1	70647928	1	HOUSING ASSY. (Includes items 2 thru 5)(Loaders prior to #21449. (If for tractors prior to #14351 also order 1 Plug 70035250, 1 Gasket 70667252, 1 Cover 70628195, 1 Cover 70628196, 2 Gasket 70628241, 8 Capscrew 70035718 and 8 Lockwasher 70904208)
	70666512	1	HOUSING ASSY. (Includes items 2 thru 5)(Loaders #21449 and up)
	70904223	4	PLUG, pipe, ctsk-hd., 1/2"NPT
	70911081	2	PLUG, pipe, slotted-hd., 1/4"NPT
	70912726	2	PLUG, pipe, 3/4"NPT (clutch compartment drain)
2	70076726	2	WICK ASSY., pivot shaft lubricating (Consists of 1 Pin and 1 Wick 70050357. Also serves as dowel pin for pivot shaft)
3	70050357	2	WICK, pivot shaft lubricating (felt)
4	70051858	4	CAP, truck frame pivot shaft
5	70921597	8	CAPSCREW, 5/8"NC x 3"
	70912942	8	LOCKWASHER, 5/8"
6	70630655	1	GUARD, track sprocket, left
	70630656	1	GUARD, track sprocket, right
7	70035190	8	CAPSCREW, 1/2"NC x 1-1/2"
	70904208	8	LOCKWASHER, 1/2"
8	70035073	4	CAPSCREW, 1/2"NF x 1-1/4"
	70904208	4	LOCKWASHER, 1/2"
	70911043	4	NUT, 1/2"NF
9	70097915	1	PLATE, guard attaching, left
	70097916	1	PLATE, guard attaching, right
10	70070792	2	CAPSCREW, 3/4"NC x 2-1/2" } Attach drawbar
	70904369	2	LOCKWASHER, 3/4" } plate bracket
	70035067	2	CAPSCREW, 1/2"NF x 2" } For tractors equipped
	70064531	2	WASHER, plain } with TR-6 Ripper
	70904208	2	LOCKWASHER, 1/2"
	70911043	2	NUT, 1/2"NF
11	70667206	2	OGASKET, final drive compartment bottom cover
12	70049910	2	COVER, final drive compartment, bottom
13	70915987	16	CAPSCREW, 1/2"NC x 1-1/2"
14	70916317	4	CAPSCREW, 1/2"NC x 2-3/4"
15	70914399	4	CAPSCREW, 1/2"NC x 3-3/4"
	70904208	24	LOCKWASHER, 1/2"
16	70667252	6	OGASKET, drain plug (3 less used prior to tractor #14351)
17	70035250	6	PLUG, drain, bevel gear and final drive compartment (3 less used prior to tractor #14351)
18	70050786	2	GASKET, final drive compartment front cover
19	70050785	2	COVER, final drive compartment, front
20	70916271	12	CAPSCREW, 3/8"NC x 1"
	70904206	12	LOCKWASHER, 3/8"
21	70066566	2	GASKET, steering clutch compartment cover (Used prior to loader serial #14351)
	70628241	2	GASKET, steering clutch compartment covers (Effective with loader #14351)

(Continued)

STEERING CLUTCH AND FINAL DRIVE HOUSING (Continued)

ITEM	PART NO.	QTY.	DESCRIPTION
22	70051403	1	□GASKET, bevel gear compartment top cover
23	70081335	1	COVER, left steering clutch compartment (Used prior to December 1960)
	70624461	1	COVER, left steering clutch compartment (Effective December 1960. Not used on loader serial #14351 and up)
	70628195	1	COVER, left steering clutch compartment (Effective with loader serial #14351)
24	70916271	9	CAPSCREW, 3/8"NC x 1" } 2 less used with
	70904206	9	LOCKWASHER, 3/8" } Cover 70628195
	70916309	4	CAPSCREW, 1/2"NC x 3/4" } Used only with
	70904208	4	LOCKWASHER, 1/2" } Cover 70628195
25	-----	1	COVER, bevel gear compartment, top (Used prior to loader #21449)(Order 1 Cover 70666303 and items 40 and 41)
	70666303	1	COVER, bevel gear compartment, top (Effective with loader #21449)
26	70916271	10	CAPSCREW, 3/8"NC x 1"
	70904206	10	LOCKWASHER, 3/8"
27	70081336	1	COVER, right steering clutch compartment (Used prior to December 1960)
	70624462	1	COVER, right steering clutch compartment (Effective December 1960. Not used on loader serial #14351 and up)
	70628196	1	COVER, right steering clutch compartment (Effective with loader serial #14351)
28	70916271	9	CAPSCREW, 3/8"NC x 1" } 2 less used with
	70904206	9	LOCKWASHER, 3/8" } Cover 70628196
	70916309	4	CAPSCREW, 1/2"NC x 3/4" } Used only with
	70904208	4	LOCKWASHER, 1/2" } Cover 70628196
29	70051308	2	COVER, brake band adjusting nut
30	70915408	4	CAPSCREW, 3/8"NC x 3/4"
	70904206	4	LOCKWASHER, 3/8"
31	70066594	2	GASKET, brake band adjusting nut cover
32	70051447	2	BREATHER ASSY., final drive compartment (1 nipple, 1 filter, 1 cap, 1 cotter pin. Serviced only as a unit)
	70907059	2	ELBOW, street, 90°, 1/8"NPT
33	70050369	1	□GASKET, bevel gear compartment rear cover
34	70050370	1	COVER, bevel gear compartment, rear
35	70913828	4	CAPSCREW, 5/8"NC x 1-1/2"
	70904209	4	LOCKWASHER, 5/8"
36	70664851	2	CORK, thread protecting (5/8" diam.)
37	70038454	2	PLUG, thread protecting (1"NC)
38	70040181	6	PLUG, thread protecting (7/8"NC)(4 less used on loader #15868 and up)
39	70642259	4	CORK, thread protecting (1-9/16" diam.)
40	70050594	1	PLUG, oil filler } Effective with loader
41	70050595	1	GASKET, oil filler plug } #21449

MEMO



STEERING CLUTCHES

*Tractors prior to serial No. 13993

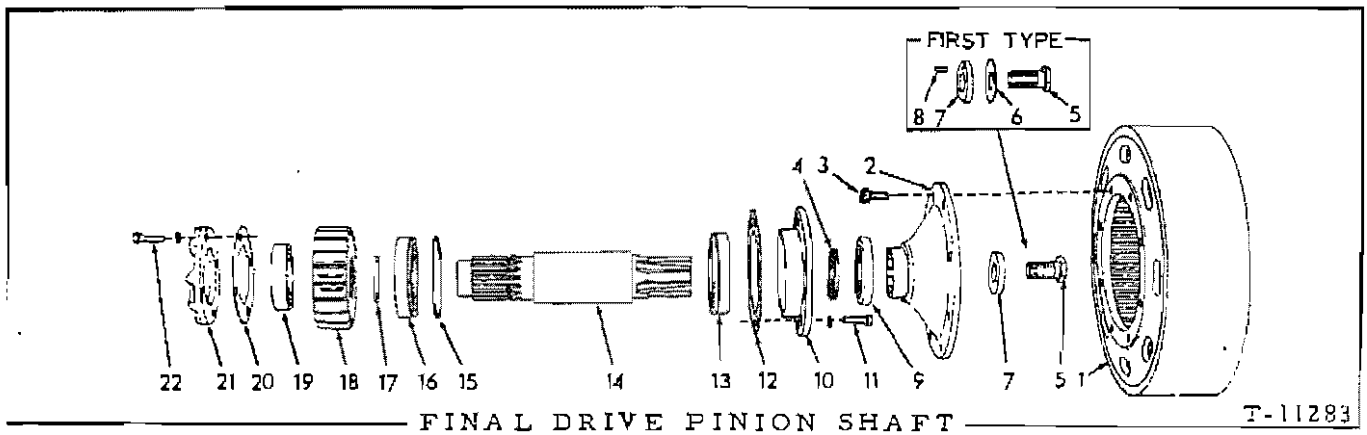
**Tractors serial No. 13993 and up

ITEM	PART NO.	QTY.	DESCRIPTION
		* **	
1	70050244	2 -	CLUTCH ASSY., steering (Consists of items 2 thru 10)
	70623753	- 2	CLUTCH ASSY., steering (Consists of items 2 thru 10)
2	70050214	2 2	PLATE, throwout
3	70045066	16 16	SPACER, throwout plate
4	70050236	16 -	SPRING, pressure
	70620827	- 16	SPRING, pressure
5	70060649	2 -	HUB ASSY. (Consists of 1 hub, 1 ring, 4 screws. Serviced only as a unit)
	70623752	- 2	HUB ASSY. (Consists of 1 hub, 1 ring, 4 screws. Serviced only as a unit)

(Continued)

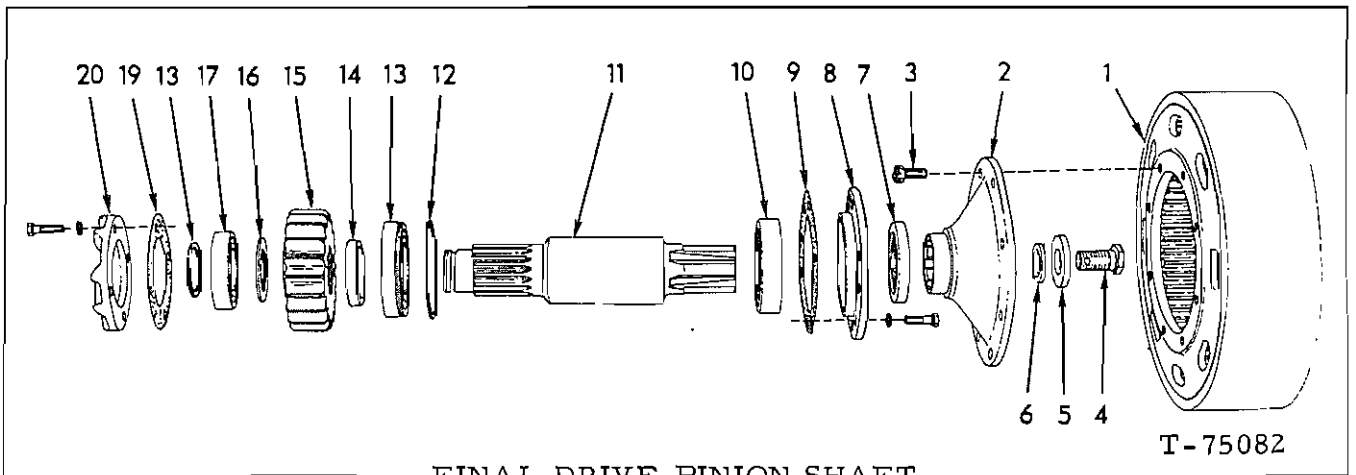
STEERING CLUTCHES (Continued)

ITEM	PART NO.	QTY.	DESCRIPTION
		* **	
6	70044478	20 -	DISC, friction (Raybestos)
	70057375	- 20	DISC, friction (bi-metallic)
	70093996	- 4	DISC, friction (bi-metallic, tapered thickness)
7	70624562	20 24	DISC, friction (steel)(Use as required)
8	70050218	2 -	PLATE, pressure
	70623778	- 2	PLATE, pressure
9	70049978	16 16	CAPSCREW, throwout plate
10	70023633	8 8	WIRE, locking, 1/16" x 12"
11	70630045	2 2	CAPSCREW, hub retaining (Loaders prior to #21303)
	70663117	- 2	CAPSCREW, hub retaining (self locking)(Loaders #21303 thru unit #24675)
	70684479	- 2	CAPSCREW, hub retaining (self locking)(Loaders unit #24676 and up)
12	70651745	2 2	WASHER, locking, hub retaining capscrew (Loaders prior to unit #21303)
	70684478	- 2	LOCK, hub retaining capscrew (Tractors unit #24676 and up)
13	70637932	2 2	WASHER ASSY., hub retaining (Includes item 14) (Loaders prior to #21303)
	70666366	- 2	WASHER, hub retaining (Loaders #21303 thru unit #24675)
	70664337	- 2	WASHER ASSY., hub retaining (Includes item 14) (Loaders unit #24676 and up)
14	70035793	2 2	PIN, clutch hub retaining washer (1/4" x 3/4") (Loaders prior to unit # 21303)
15	70050215	2 2	HUB, steering clutch driving
16	70650753	20 20	BOLT, self-locking, 1/2"NC x 1-3/4"
17	70050223	2 2	SLEEVE, steering clutch throwout
18	70050440	2 2	BEARING, ball, steering clutch throwout
19	70050227	4 4	BUSHING, pivot, throwout bearing (steel)
20	70050249	2 2	CAGE ASSY., throwout bearing (Includes item 19)
	70901652	2 2	PLUG, pipe, 1/4"NPT
21	70059260	2 -	HOSE, lubricating, throwout bearing (9" long)(Used prior to tractor #13855)
	70901722	2 -	ELBOW, street, 90°, 1/4"NPT
22	70050233	2 -	WICK, lubricating, throwout bearing hose (Used prior to December 1, 1960)
23	70624143	2 -	CONNECTOR, bulkhead, throwout bearing lubricating hose (Effective approximately December 1, 1960 and used thru tractor #13854 only)
	70901722	2 -	ELBOW, street, 90°, 1/4"NPT
	70911049	2 -	NUT, jam, 5/8"NF
	70910543	2 -	LOCKWASHER, ext-tooth, 5/8"
	70915274	2 -	FITTING, lubricating, 45°, 1/8"NPT
24	70045507	2 2	HOSE, lubricating, throwout bearing (12-1/2" long) (Effective with tractor #13855)
	70901722	2 2	ELBOW, street, 90°, 1/4"NPT
	70901825	2 2	BUSHING, pipe reducing, 1/4"NPT to 1/8"NPT
	70911100	2 2	WASHER, plain, SAE std., 5/8"
	70911049	2 2	NUT, jam, 5/8"NF
	70910543	2 2	LOCKWASHER, ext-tooth, 5/8"
	70915274	2 2	FITTING, lubricating, 45°, 1/8"NPT
25	-----	- -	DRUM, brake (See FINAL DRIVE PINION SHAFT)



USAGE: Loaders prior to serial No. 21449

ITEM	PART NO.	QTY.	DESCRIPTION
1	70647868	2	DRUM, brake
2	70049937	2	HUB, brake drum
3	70650835	16	BOLT, self-locking, 1/2" NC x 1"
4	70050264	2	SEAL, oil (neoprene)
5	70630045	2	CAPSCREW, hub retaining (Used prior to loader #21303)
	70663117	2	CAPSCREW, hub retaining (self-locking)(Effective with loader #21303)
6	70651745	2	WASHER, locking, hub retaining capscrew (Used prior to loader #21303)
7	70637932	2	WASHER ASSEMBLY, hub retaining (Includes item 8)(Used prior to loader #21303)
	70666324	2	WASHER, hub retaining (Effective with loader #21303)
8	70035793	2	PIN, hub retaining washer (Used prior to loader #21303)
9	70053670	2	SEAL, oil
10	70629675	2	CAGE, inner bearing (If for loaders prior to #14882 also order GASKET 629672)
11	70922211	12	CAPSCREW, Nylok, 3/8" NC x 1-1/4"
	70904206	12	LOCKWASHER, 3/8"
12	70051245	2	GASKET, inner bearing cage (Used prior to loader #14882)
	70629672	2	GASKET, inner bearing cage (Effective with loader #14882)
13	70063912	2	BEARING, roller, inner
14	70049945	2	SHAFT
15	70040831	2	RING, snap, intermediate bearing
16	70063912	2	BEARING, roller, intermediate
17	70049899	2	RING, snap, pinion shaft
18	70049881	2	PINION (20 teeth)
19	70050273	2	BEARING, roller, outer
20	70049903	2	GASKET, outer bearing cover
21	70049818	2	COVER, outer bearing
22	70916272	8	CAPSCREW, 3/8" NC x 1-1/4"
	70904206	8	LOCKWASHER, 3/8"

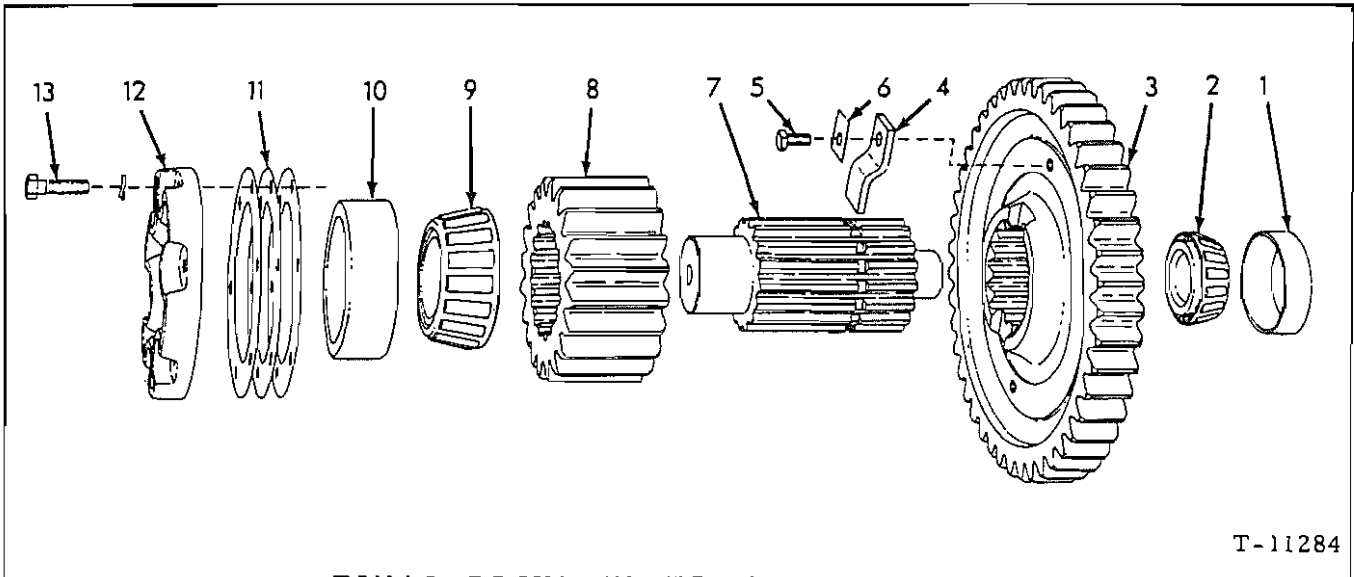


FINAL DRIVE PINION SHAFT

T-75082

*Loaders serial No. 21449 thru 37A24005
 **Loaders serial No. 37A24006 and up

ITEM	PART NO.	QTY.		DESCRIPTION
		#	**	
1	70647868	2	2	DRUM, brake
2	70666340	2	2	HUB, brake drum
3	70650835	16	16	BOLT, self-locking, 1/2"NC x 1"
4	70663117	2	2	CAPSCREW, hub retaining
5	70666547	2	2	WASHER, hub retaining
6	70661922	2	2	WASHER, sealing
7	70053670	2	2	SEAL, oil
8	70666332	2	2	CAGE, oil seal
	70927361	12	12	CAPSCREW, Nylok, 3/8"NC x 1-1/4"
	70910287	12	12	LOCKWASHER, 3/8"
9	70629672	2	-	GASKET, inner bearing cage
	70682309	-	2	GASKET, inner bearing cage
10	70624554	2	2	BEARING, roller, inner
11	70666357	2	-	SHAFT
	70681029	-	2	SHAFT
12	70040831	2	2	RING, snap, intermediate bearing
13	70063912	2	2	BEARING, roller, intermediate
14	70680873	-	2	SPACER
15	70628310	2	2	PINION (20 teeth)
16	70050295	2	-	WASHER, pinion retaining
	70680874	-	2	WASHER, pinion retaining
17	70628429	2	2	BEARING, roller, outer
18	70049899	2	-	RING, snap, pinion shaft
	70051344	-	2	RING, snap, pinion shaft
19	70049903	2	2	GASKET, outer bearing cover
20	70680901	2	2	COVER, outer bearing
	70921076	8	8	CAPSCREW, 3/8"NC x 1-1/4"
	70910287	8	8	LOCKWASHER, 3/8"



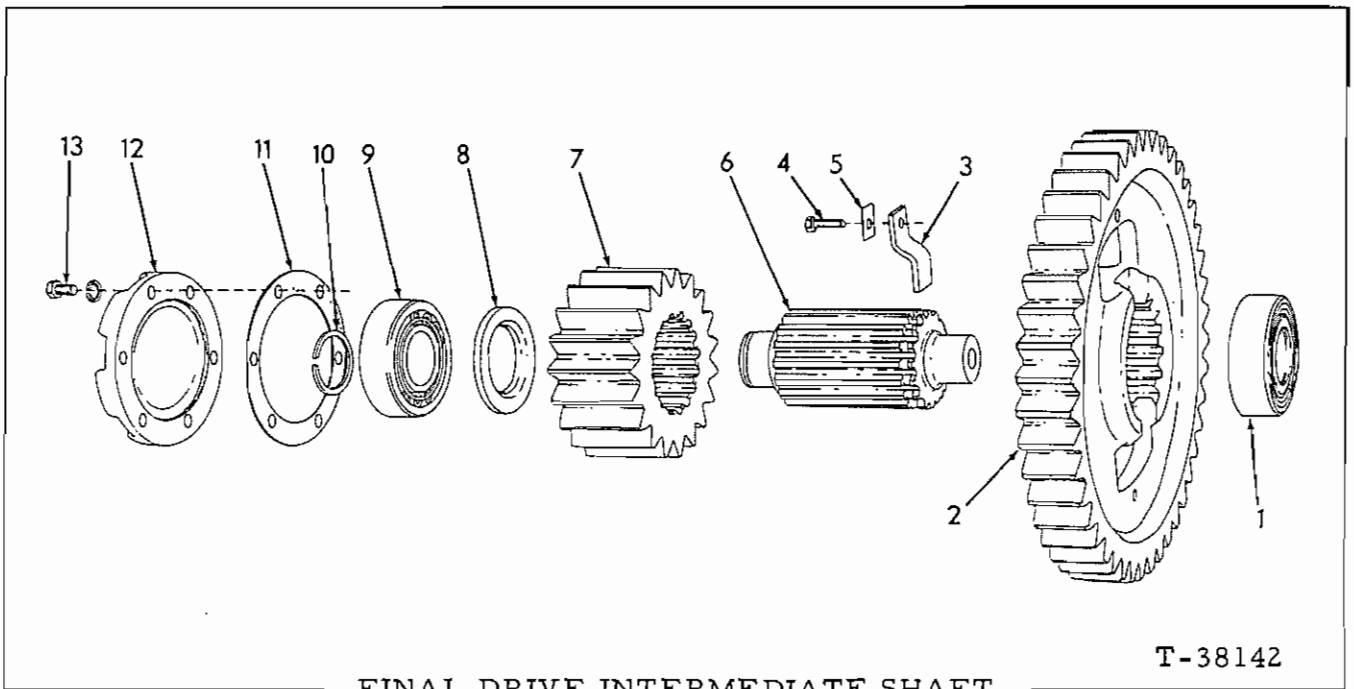
FINAL DRIVE INTERMEDIATE SHAFT

T-11284

USAGE: Loaders prior to serial No. 21449

* Standard
 ** Optional. Used to reduce final drive loads and to increase tractor speed from 5.5 MPH to 5.8 MPH

ITEM	PART NO.	QTY.		DESCRIPTION
		*	**	
1	70050275	2	2	CUP, inner bearing
2	70064200	2	2	CONE ASSEMBLY, inner bearing
3	70068501	2	-	GEAR (44 teeth)
	70628824	-	2	GEAR (44 teeth)
4	70049829	4	-	LOCK, gear retaining
	70628815	-	4	LOCK, gear retaining
5	70922763	4	4	CAPSCREW, 3/8"NC x 1"
6	70049936	4	4	LOCK, capscrow
7	70051246	2	-	SHAFT
	70630778	-	2	SHAFT
8	70049886	2	-	PINION (20 teeth)
	70628107	-	2	PINION (19 teeth)(Requires use of 46-tooth sprocket shaft gear. See page 271)
9	70051438	2	2	CONE ASSEMBLY, outer bearing
10	70051347	2	2	CUP, outer bearing
11	70051450	4	4	SHIM, bearing adjustment (.005" thick)
	70051448	4	4	SHIM, bearing adjustment (.007" thick)
	70051449	10	10	SHIM, bearing adjustment (.010" thick)
				} Use as req'd.
12	70051243	2	2	COVER, outer bearing
13	70921076	12	12	CAPSCREW, 3/8"NC x 1-1/4"
	70910287	12	12	LOCKWASHER, 3/8"

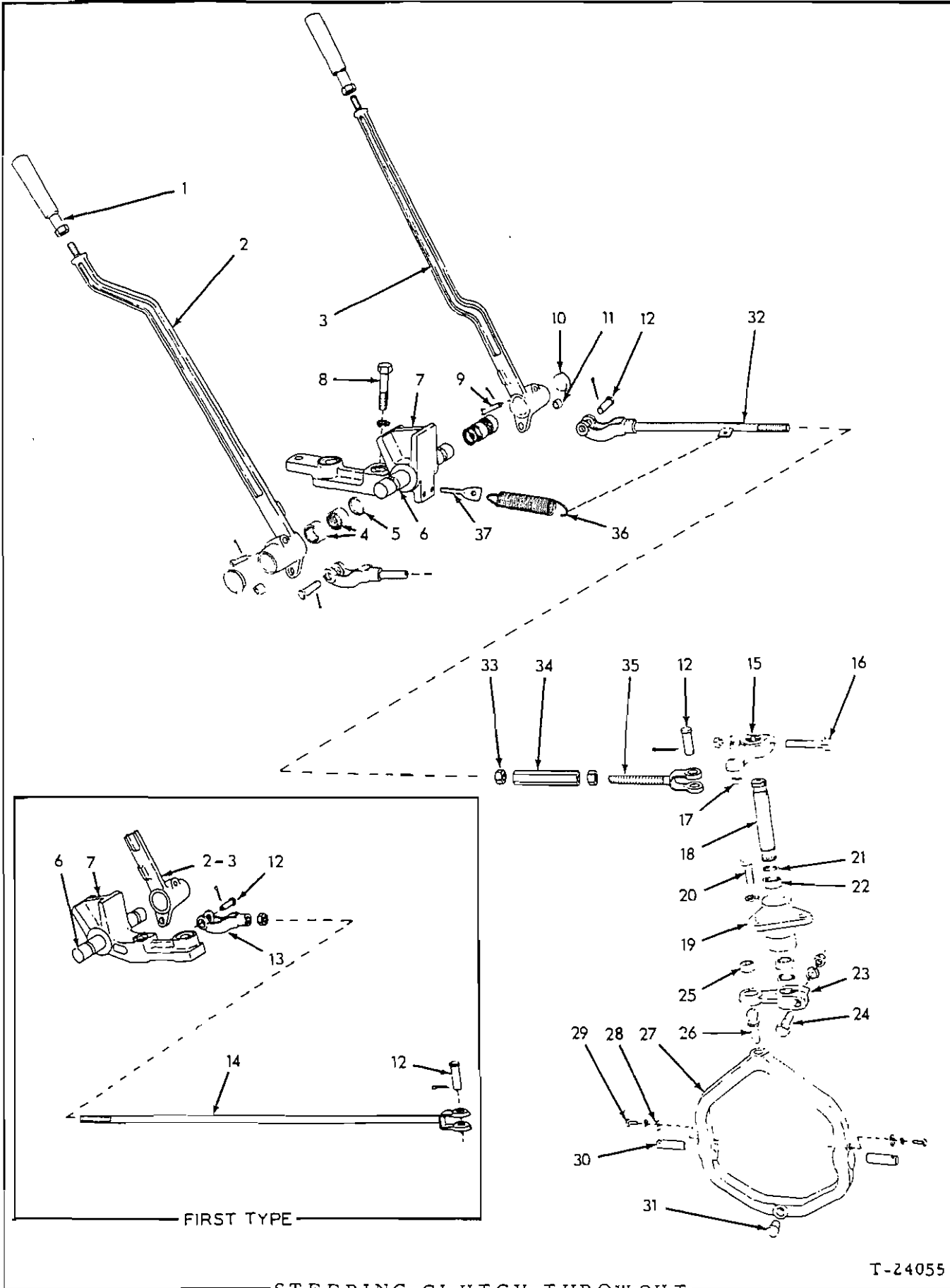


USAGE: Loader serial No. 21449 and up

*Loaders prior to S/N 37A24006

**Loaders S/N 37A24006 and up

ITEM	PART NO.	QTY.		DESCRIPTION
		*	**	
1	70638844	2	-	BEARING, roller, inner (1.575 I.D.)
	70645514	-	2	BEARING, roller, inner (1.672 I.D.)
2	70628824	2	2	GEAR (44 teeth)
3	70628815	4	4	LOCK, gear retaining
4	70922763	4	4	CAPSCREW, 3/8"NC x 3/4"
5	70049936	4	4	LOCK, capscrew
6	-----	2	-	SHAFT (Order Shaft 77558153, Cover 77558213, and Ring 74253029)
	77558153	-	2	SHAFT
7	73108212	2	2	PINION (19 teeth)
8	70628426	2	-	SPACER, pinion retaining (2-1/4" I.D.)
	70647277	-	2	SPACER, pinion retaining (2-1/8" I.D.)
9	70628333	2	2	BEARING, roller, outer
10	74253029	-	2	RING, snap
11	70628451	2	2	GASKET, cover
12	70628715	2	-	COVER, outer bearing
	77558213	-	2	COVER, outer bearing
13	70921076	12	12	CAPSCREW, 3/8"NC x 1-1/4"
	70910287	12	12	LOCKWASHER, 3/8"



FIRST TYPE

STEERING CLUTCH THROW OUT

T-24055

STEERING CLUTCH THROWOUT

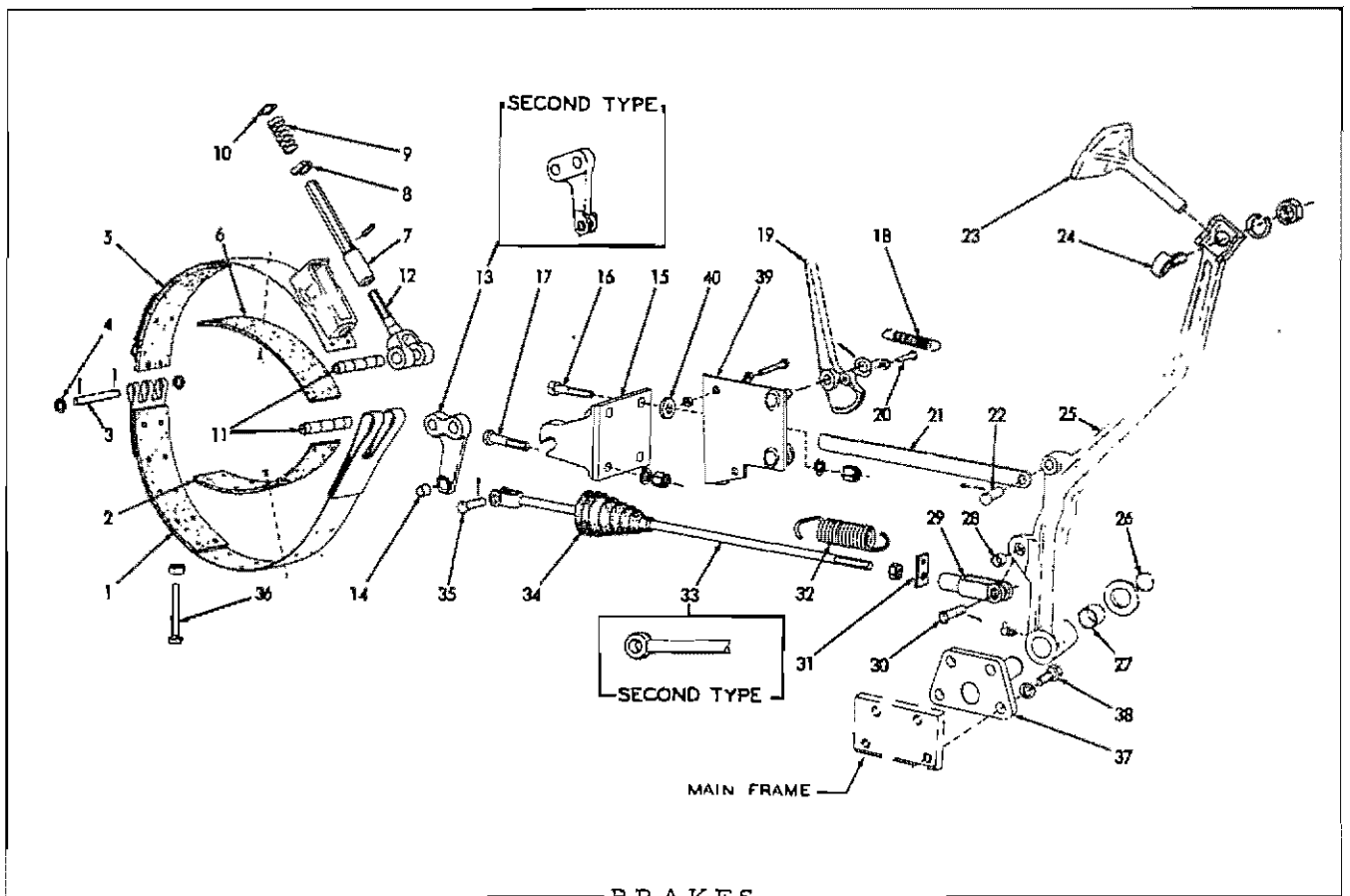
*Used prior to tractor serial No. 11094
 **Effective with tractor serial No. 11094

ITEM	PART NO.	QTY.	DESCRIPTION
		* **	
1	70078620	2 2	GRIP, operating lever
2	70088637	1 -	LEVER ASSY., operating, left clutch (Includes item 11)
	70098119	- 1	LEVER ASSY., operating, left clutch (Includes item 11)
3	70088638	1 -	LEVER ASSY., operating, right clutch (Includes item 11)
	70098120	- 1	LEVER ASSY., operating, right clutch (Includes item 11)
4	70051513	4 4	BEARING, needle, operating lever
5	70053926	2 2	SEAL, dust, operating lever
6	70049994	1 1	SHAFT, pivot, operating levers
7	70050287	1 -	BRACKET ASSY., operating lever (Includes item 6)
	70097509	- 1	BRACKET ASSY., operating lever (Includes item 6)
8	70926163	2 2	CAPSCREW, 5/8"NC x 2-1/2"
	70912942	2 2	LOCKWASHER, 5/8"
9	70031854	2 2	PIN, retaining, operating lever (Used prior to tractor #19422)
	70900942	2 2	PIN, cotter, 3/32" x 5/8"
	70920996	1 2	CAPSCREW, operating lever (3/8"NC x 2-1/4") (Effective with tractor #19422)
	70911115	- 4	WASHER, plain, SAE std., 3/8"
	70911026	- 4	NUT, 3/8"NC
10	70064942	2 2	COVER, operating lever
11	70049988	2 2	BUSHING, operating lever (steel)
12	70049993	4 4	PIN, control rod yoke
	70900806	4 4	PIN, cotter, 1/8" x 1"
13	70069684	2 -	YOKE, throwout rod
14	70069673	2 -	ROD, control
	70911043	2 -	NUT, 1/2"NF
15	70050309	2 2	LEVER ASSY., intermediate, upper (Includes item 17)
16	70928464	2 2	CAPSCREW, 1/2"NC x 2-1/4"
	70912441	2 2	LOCKWASHER, 1/2"
	70911028	2 2	NUT, 1/2"NC
17	70049988	2 2	BUSHING, intermediate upper lever (steel)
18	70050311	2 2	SHAFT, intermediate lever
19	70050289	2 2	CAGE, intermediate shaft bearing
20	70920582	6 6	CAPSCREW, 1/2"NC x 1-1/4"
	70912441	6 6	LOCKWASHER, 1/2"
21	70053927	4 4	SEAL, dust, intermediate lever shaft
22	70050442	4 4	BEARING, needle, intermediate lever shaft
23	70050310	2 2	LEVER ASSY., intermediate, lower (Includes item 25)
24	70924864	2 2	CAPSCREW, 1/2"NC x 2-1/4"
	70912441	2 2	LOCKWASHER, 1/2"
	70911028	2 2	NUT, 1/2"NC

(Continued)

STEERING CLUTCH THROWOUT (Continued)

ITEM	PART NO.	QTY.		DESCRIPTION
		* **		
25	70050308	2	2	BUSHING, intermediate lower lever (steel)
26	70035878	2	2	BALL, throwout yoke
27	70620712	2	2	YOKE ASSEMBLY, throwout (Includes items 26 and 31)
28	70050221	4	4	BLOCK, trunnion pin locking
29	70928138	4	4	CAPSCREW, 1/4"NC x 5/8"
	70910285	4	4	LOCKWASHER, 1/4"
30	70050222	4	4	PIN, trunnion
31	70050220	2	2	PIN, wear, throwout yoke
32	70095987	-	1	ROD, control, left clutch
	70095988	-	1	ROD, control, right clutch
33	70053005	-	2	NUT, 1/2"NF, left hand threads
34	70052601	-	2	NUT, rod adjustment
35	70070678	-	2	ROD, control (short)
	70911043	-	2	NUT, 1/2"NF
36	70043881	-	2	SPRING, operating rod
37	70631925	-	2	SCREW, operating rod spring



BRAKES

* Tractors prior to serial No. 18571 (2-1/2" brakes)
 ** Tractors serial No. 18571 and up (4" brakes)

ITEM	PART NO.	QTY.		DESCRIPTION
		*	**	
1	70622820	2	-	BAND ASSEMBLY, lower half (Includes lining)
	70643767	-	2	BAND ASSEMBLY, lower half (Includes lining)
2	-----	4	-	LINING, lower band (Order item 41)
	70911097	36	-	RIVET, tubular, brass, flat-hd., 3/16" x 3/8"
	70911098	4	-	RIVET, tubular, brass, flat-hd., 3/16" x 9/16"
	70057208	-	6	LINING, lower band (See item 41)
3	70911097	-	32	RIVET, tubular, brass, flat-hd., 3/16" x 3/8"
	70915639	-	4	RIVET, tubular, brass, flat-hd., 3/16" x 21/32"
	70050325	2	-	PIN, band hinge
4	70910967	4	-	PIN, cotter, 1/8" x 7/8"
	70057207	-	2	PIN, band hinge
5	70900805	-	4	PIN, cotter, 1/8" x 3/4"
	70058614	4	-	WASHER, band hinge pin
6	70910244	-	4	WASHER, band hinge pin
	70622823	2	-	BAND ASSEMBLY, upper half (Includes lining)
7	70650263	-	2	BAND ASSEMBLY, upper half (Includes lining)

(Continued)

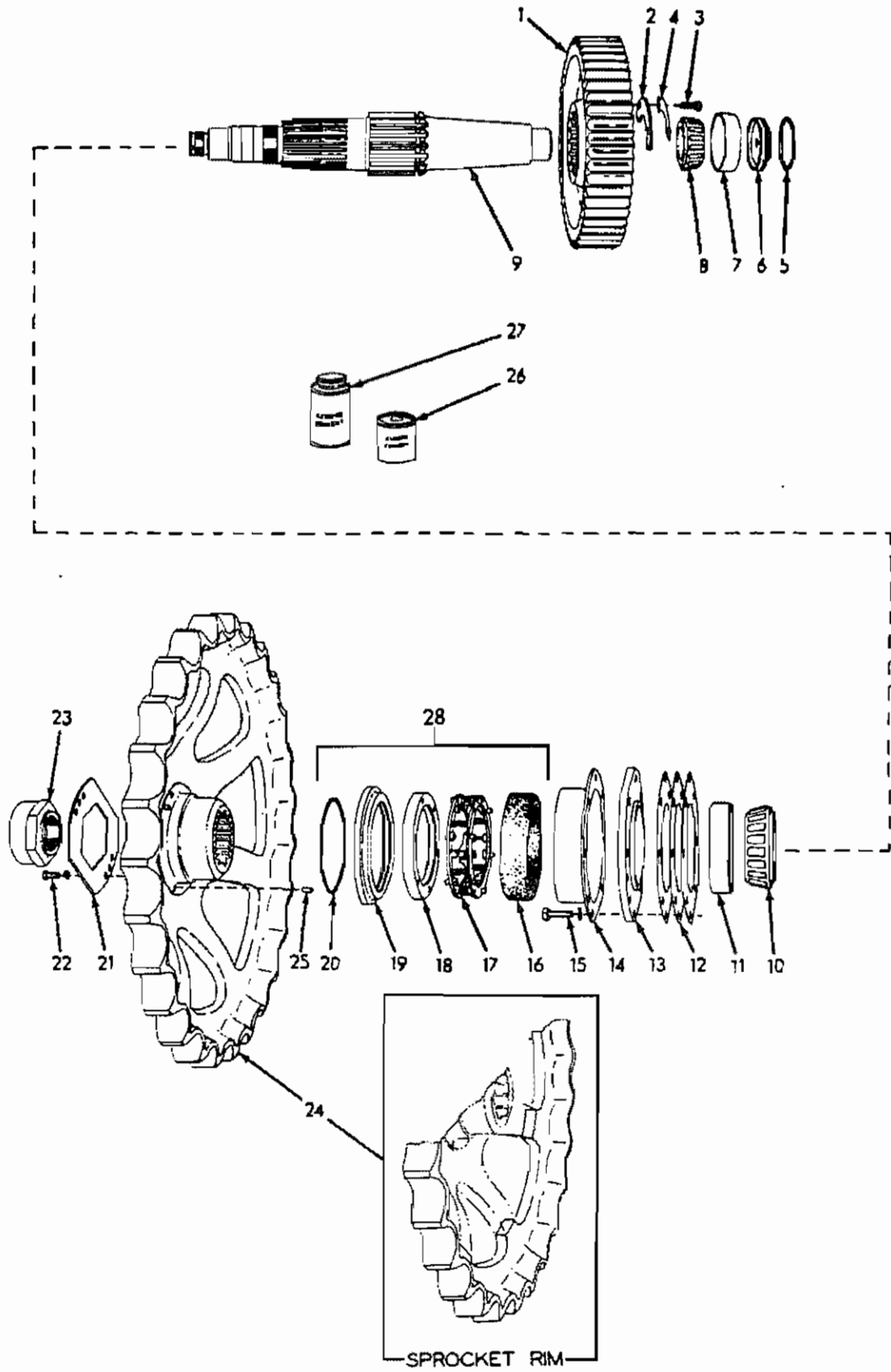
BRAKES (Continued)

ITEM	PART NO.	QTY.		DESCRIPTION
		#	**	
6	-----	4	-	LINING, upper band (Order item 41)
	70911097	28	-	RIVET, tubular, brass, flat-hd., 3/16" x 3/8"
	70911098	4	-	RIVET, tubular, brass, flat-hd., 3/16" x 9/16"
	70057208	-	3	LINING, upper band (See item 41)
	70911097	-	28	RIVET, tubular, brass, flat-hd., 3/16" x 3/8"
	70915639	-	8	RIVET, tubular, brass, flat-hd., 3/16" x 21/32"
7	70090960	2	2	ADJUSTER, brake band
	70916227	2	2	PIN, spring, 1/4" x 1"
8	70090958	2	2	BLOCK, adjuster spring
9	70079203	2	2	SPRING, adjuster
10	70079229	2	2	WASHER, adjuster spring
11	70092787	4	4	PIN, band end
12	70050328	2	2	FORK, band adjustment
13	70050323	2	-	BELLCRANK ASSEMBLY (Includes item 14)
	70645521	-	1	BELLCRANK ASSEMBLY, left side
	70645522	-	1	BELLCRANK ASSEMBLY, right side
14	70049988	2	-	BUSHING, bellcrank (steel)
15	70622754	2	-	BRACKET, bellcrank
	70645543	-	2	BRACKET, bellcrank, left side
	70645544	-	2	BRACKET, bellcrank, right side
16	70916422	4	4	CAPSCREW, 1/2"NF x 2-3/4"
17	70916421	4	4	CAPSCREW, 1/2"NF x 2-1/2"
	70904208	8	8	LOCKWASHER, 1/2"
	70038234	8	8	NUT, high, 1/2"NF
18	70605603	2	2	SPRING, parking brake lock
19	70084548	2	2	LOCK, parking brake
20	70916279	2	2	CAPSCREW, 5/16"NC x 1-1/2"
	70906652	2	2	NUT, jam, 5/16"NC
21	70097765	2	2	BAR, locking, parking brake
22	70049993	2	2	PIN, parking brake locking bar
	70910967	2	2	PIN, cotter, 1/8" x 7/8"
23	70050434	2	2	PAD, pedal
24	70050433	2	2	BOLT, eye, pedal pad
	70911044	2	2	NUT, 5/8"NF
	70904209	2	2	LOCKWASHER, 5/8"
25	70097677	1	1	PEDAL ASSEMBLY, left brake (Includes items 27 and 28)
	70915276	1	1	FITTING, lubricating, 90°, 1/8"NPT"
	70097678	1	1	PEDAL ASSEMBLY, right brake (Includes items 27 and 28)
	70915276	1	1	FITTING, lubricating, 90°, 1/8"NPT"

(Continued)

BRAKES (Continued)

ITEM	PART NO.	QTY.		DESCRIPTION
		*	**	
26	70054182	2	2	RING, snap, pedal shaft
27	70034514	4	4	BUSHING, pedal (bronze)
28	70049988	2	2	BUSHING, pedal (steel)
29	70068389	2	2	YOKE, operating rod
30	70049993	2	2	PIN, brake operating rod yoke
	70910967	2	2	PIN, cotter, 1/8" x 7/8"
31	70638558	2	2	CLIP, pedal spring
32	70638567	2	2	SPRING, pedal retracting
33	70097741	2	-	ROD, brake operating
	70645280	-	2	ROD, brake operating
	70911043	2	2	NUT, 1/2"NF
34	70078908	2	2	BOOT, brake operating rod (rubber)
35	70049993	2	-	PIN, brake operating rod
	70094317	-	2	PIN, brake operating rod
	70910967	2	2	PIN, cotter, 1/8" x 7/8"
36	70050268	2	2	SCREW, band supporting (hex-hd., 1/2"NC x 3-1/4")
	70911028	2	2	NUT, 1/2"NC
37	70097566	2	2	SHAFT ASSEMBLY, pedal (Includes bracket)
	70911159	2	2	WASHER, plain, SAE std., 1"
38	70913105	8	8	CAPSCREW, 1/2"NF x 1-1/2"
	70904208	8	8	LOCKWASHER, 1/2"
39	70098237	1	1	BRACKET, parking brake lock, left side
	70098238	1	1	BRACKET, parking brake lock, right side
	70921160	2	2	CAPSCREW, 5/16"NC x 2-1/4" (spring anchor)
	70911025	4	4	NUT, 5/16"NC
	70910244	2	2	WASHER, plain, SAE std., 1/2"
	70910967	2	2	PIN, cotter, 1/8" x 7/8"
40	70099376	4	4	WASHER, spacing, parking brake lock bracket
41	70076552	2	-	LINING KIT (Includes parts for one (1) side only; 4 linings and 36 rivets)(Not illustrated)
	70076123	-	2	LINING KIT (Includes parts for one (1) side; 6 linings and 36 rivets) (Not illustrated)



FINAL DRIVE SPROCKET, SHAFT AND GEAR

T-11286

FINAL DRIVE SPROCKET, SHAFT AND GEAR

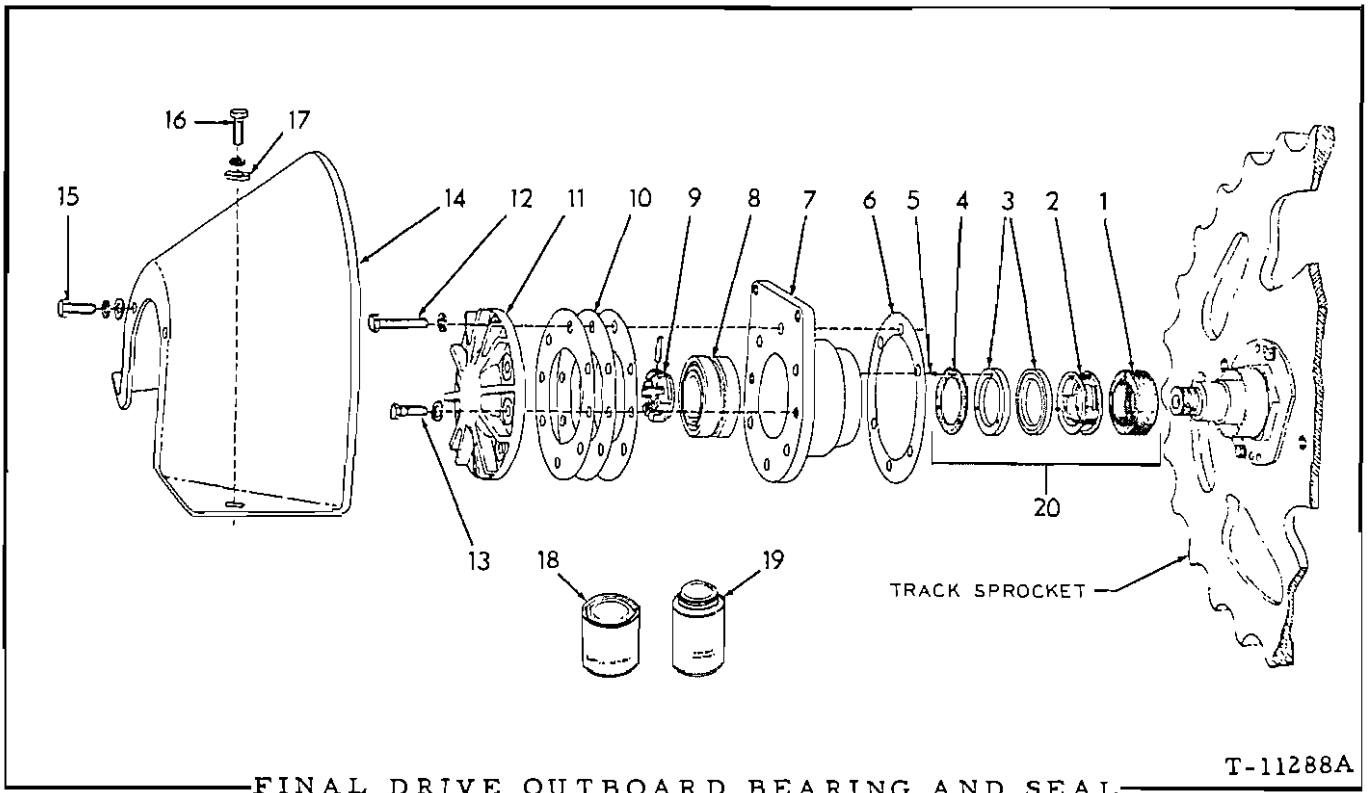
* Tractors prior to serial No. 13595
 ** Tractors serial No. 13595 and up

ITEM	PART NO.	QTY.		DESCRIPTION	
		*	**		
1	70051400	2	2	GEAR (51 teeth)(Standard on loaders prior to #21449)	
	73108108	2	2	GEAR (46 teeth)(Standard on loaders #21449 and up; optional on prior units)	
2	70051395	2	2	LOCK, gear retaining	
3	70923276	4	4	CAPSCREW, 3/8"NF x 1"	
4	70051396	2	2	LOCK, capscrew	
5	70034108	2	2	RING, sealing, shaft end cover	
6	70091325	2	2	COVER, shaft end, inner	
7	70210740	2	2	CUP, inner bearing	
8	70043491	2	2	CONE ASSEMBLY, inner bearing	
9	70080954	2	-	SHAFT, track sprocket (6 splines)	
	70621238	-	2	SHAFT, track sprocket (20 splines)	
10	70050278	2	-	CONE ASSEMBLY, intermediate bearing	
	70054246	-	2	CONE ASSEMBLY, intermediate bearing	
11	70050276	2	2	CUP, intermediate bearing	
12	70051240	4	4	SHIM, bearing adjustment (.005" thick)	} Use as req'd.
	70051241	4	4	SHIM, bearing adjustment (.007" thick)	
	70051242	16	16	SHIM, bearing adjustment (.010" thick)	
13	70051244	2	2	RETAINER, intermediate bearing	
14	70049851	2	2	GUARD, inner seal	
15	70920583	16	16	CAPSCREW, 1/2"NC x 1-1/2"	
	70912441	16	16	LOCKWASHER, 1/2"	
16	70049826	2	2	□BOOT, inner seal	
17	70049825	2	2	□FOLLOWER ASSEMBLY, inner seal (Serviced only as a unit)	
18	70096158	2	2	□RING, inner seal (stationary)	
19	70096159	2	2	□RING, inner seal (rotating)	
20	70923825	2	2	□O-RING, seal ring	
21	70096155	2	-	LOCK, sprocket retaining nut	
	70621243	-	2	LOCK, sprocket retaining nut	
22	70922763	4	4	CAPSCREW, 3/8"NC x 1"	
	70910287	4	4	LOCKWASHER, 3/8"	
23	70081369	2	-	NUT, sprocket retaining	
	70621241	-	2	NUT, sprocket retaining	

□ Indicates components of item 28
 (Continued)

FINAL DRIVE SPROCKET, SHAFT AND GEAR (Continued)

ITEM	PART NO.	QTY. * **	DESCRIPTION	
24	70096146	2 -	SPROCKET ASSEMBLY, track (Standard)	} 6-spline type. Each includes item 25
	70096167	2 -	SPROCKET ASSEMBLY, track (Special. Has narrow tooth-base to minimize packing of track)	
	70622510	- 2	SPROCKET ASSEMBLY, track (Standard)	} 20-spline type. Each includes item 25
	70629266	- 2	SPROCKET ASSEMBLY, track (Special. Has narrow tooth-base to minimize packing fo track)	
	70629269	2 2	SPROCKET RIM only (Standard type. Requires welding to install)	
25	70042930	6 6	PIN, driving, inner seal ring	
26	70033288	- -	CEMENT, neoprene, 1/2 pt. can	} For cementing seal boots
27	70054890	- -	SOLVENT, neoprene cement, 1/2 pt. can	
28	70096278	2 2	SEAL KIT (Includes parts for one (1) side only; items 16 thru 20)	

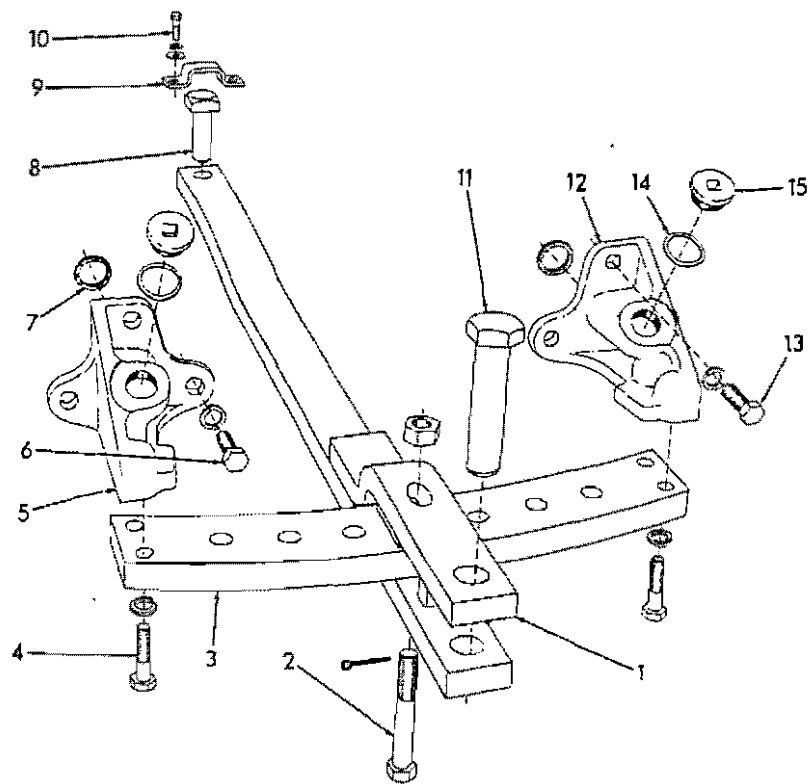


FINAL DRIVE OUTBOARD BEARING AND SEAL

* Tractors prior to serial No. 13595
 ** Tractors serial No. 13595 and up

ITEM	PART NO.	QTY.		DESCRIPTION	
		*	**		
1	70049109	2	-	□BOOT, seal	
	70051112	-	2	□BOOT, seal	
2	70049111	2	-	□SPRING ASSEMBLY, seal (Serviced only as a unit)	
	70051121	-	2	□SPRING ASSEMBLY, seal (Serviced only as a unit)	
3	70049110	4	-	□RING, seal	
	70051124	-	4	□RING, seal	
4	70049836	2	-	□GASKET, seal ring	
	70051125	-	2	□GASKET, seal ring	
5	70081194	6	6	STUD, locating, seal ring (Rivets to cage)	
6	70085726	12	12	SHIM, outboard bearing cage (.015" thick. Use as req'd)	
7	70085834	2	-	CAGE ASSEMBLY, outboard bearing (Includes item 5)	
	70621245	-	2	CAGE ASSEMBLY, outboard bearing (Includes item 5)	
8	70629354	2	2	BEARING, roller (Each consists of 1 roller assembly and cups. Serviced only as a unit)	
9	70081242	2	2	NUT, retaining, outboard bearing	
	70915513	2	2	PIN, spring, 1/4" x 3/4"	
10	70085827	4	4	SHIM, bearing adjustment (.005" thick)	} Use as req'd.
	70085829	4	4	SHIM, bearing adjustment (.007" thick)	
	70085828	10	10	SHIM, bearing adjustment (.010" thick)	
11	70085831	2	2	CAP, outboard bearing	
12	70924864	12	12	CAPSCREW, 1/2"NC x 2-1/4"	
13	70927204	4	4	CAPSCREW, 1/2"NF x 1-1/8"	
	70912441	16	16	LOCKWASHER, 1/2"	
14	70633559	2	2	GUARD, track sprocket (Tractors prior to #15620)	
	70631973	-	2	GUARD, track sprocket (Tractors #15620 and up)	
15	70070469	4	4	CAPSCREW, 1/2"NF x 1-1/4"	
16	70900818	4	4	WASHER, plain, U.S. std., 1/2"	
	70614478	4	4	CAPSCREW, 1/2"NF x 1-3/8" (Early units)	
	70035073	-	4	CAPSCREW, 1/2"NF x 1-3/4" (Late units)	
	70904208	8	8	LOCKWASHER, 1/2"	
17	70064531	4	4	WASHER, plain	
18	70033288	-	-	CEMENT, neoprene, 1/2 pt. can	} For cementing boots and gaskets
19	70054890	-	-	SOLVENT, neoprene cement, 1/2 pt. can	
20	70073763	2	-	SEAL KIT (Includes parts for one (1) side only; items 1 thru 4)	
	70660382	-	2	SEAL KIT (Includes parts for one (1) side only; items 1 thru 4)	

□ Indicates components of item 20

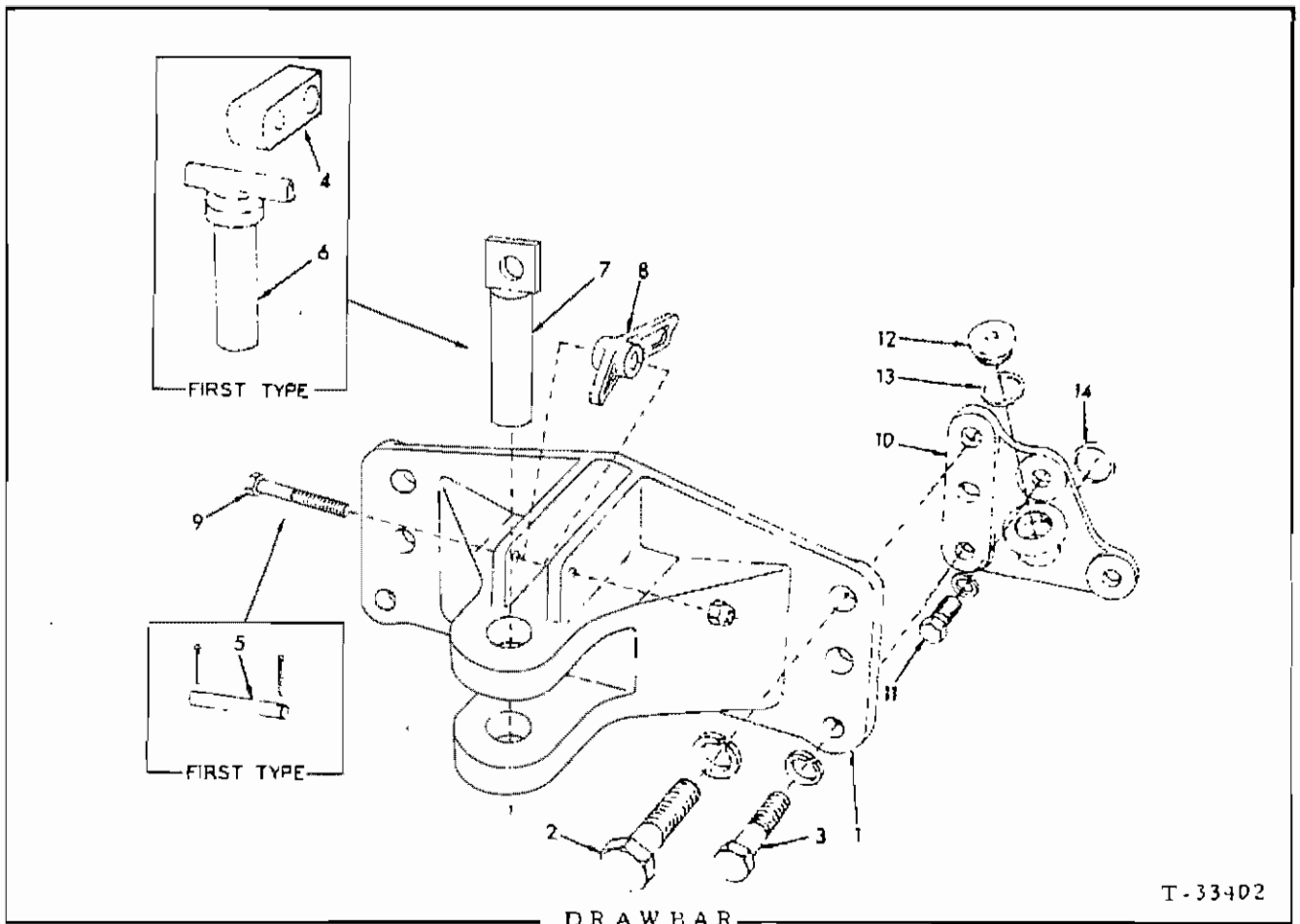


DRAWBAR
(Swing-type)

T-11625

USAGE: Tractors prior to serial No. 1586B

ITEM	PART NO.	QTY.	DESCRIPTION
1	70086499	1	DRAWBAR
2	70053787	1	CAPSCREW, drawbar locking (drilled-end, 1"NF x 6-1/2")
	70911047	1	NUT, 1"NF
	70900814	1	PIN, cotter, 1/4" x 1-1/2"
3	70050390	1	PLATE, drawbar supporting
4	70070285	4	CAPSCREW, 3/4"NF x 3"
	70904369	4	LOCKWASHER, 3/4"
5	70050341	1	BRACKET, drawbar plate, left
6	70013238	2	CAPSCREW, 3/4"NC x 2"
	70904369	2	LOCKWASHER, 3/4"
7	70050391	2	GASKET, drawbar plate bracket (cork)
8	70086497	1	PIN, hinge
9	70050447	1	PLATE, hinge pin retaining
10	70070467	2	CAPSCREW, 1/2"NF x 1"
	70904208	2	LOCKWASHER, 1/2"
	70910244	2	WASHER, plain, SAE std., 1/2"
11	70053746	1	PIN, drawbar coupling
12	70050342	1	BRACKET, drawbar plate, right
13	70013238	2	CAPSCREW, 3/4"NC x 2"
	70904369	2	LOCKWASHER, 3/4"
14	70035249	2	GASKET, final drive filler hole plug
15	70035250	2	PLUG, final drive filler hole



T-33402

USAGE: Tractors serial No. 15868 and up

* Tractors serial No. 15868 thru 21681

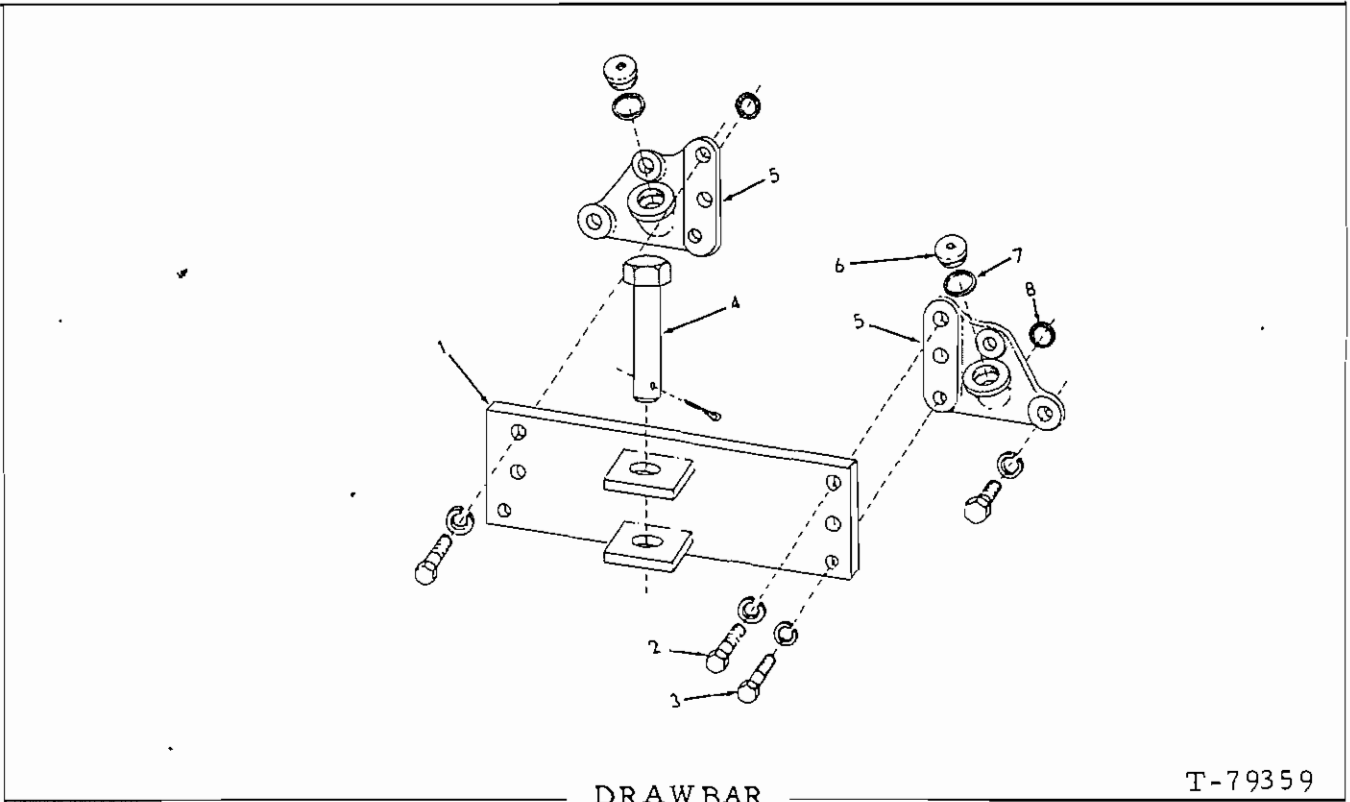
** Tractors serial No. 21682 and up

ITEM	PART NO.	QTY.		DESCRIPTION
		*	**	
1	70624066	1	-	DRAWBAR
	70661334	-	1	DRAWBAR
2	70629585	4	-	CAPSCREW, 7/8"NC x 3-1/4"
	70923456	-	4	CAPSCREW, 7/8"NC x 3-1/2"
	70905347	4	4	LOCKWASHER, 7/8"
3	70045104	2	-	CAPSCREW, 3/4"NC x 3-1/4"
	70916290	-	2	CAPSCREW, 3/4"NC x 3-1/2"
	70904369	2	2	LOCKWASHER, 3/4"
4	70624059	1	-	BLOCK, locking, coupling pin
5	70624098	1	-	PIN, locking block
	70900802	2	-	PIN, cotter, 3/32" x 1"
6	70627426	1	-	PIN, drawbar coupling
7	70668389	-	1	PIN, drawbar coupling
8	70668369	-	1	LOCK, coupling pin
9	70916318	-	1	CAPSCREW, lock pivot
	70915972	-	1	NUT, elastic stop, 1/2"NC

(Continued)

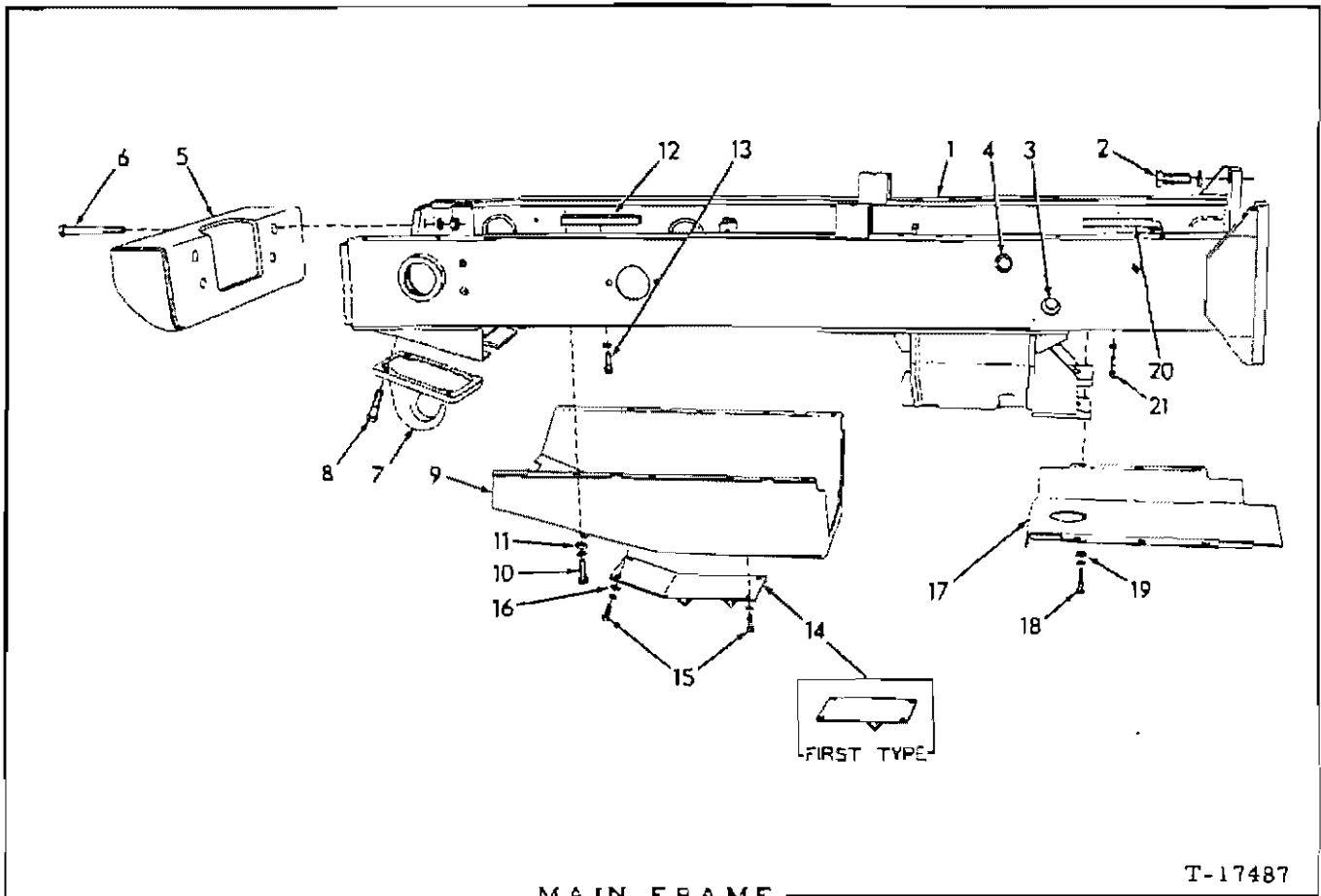
DRAWBAR (Continued)

ITEM	PART NO.	QTY.		DESCRIPTION
		*	**	
10	70624064	1	1	ELBOW, oil filler, left
	70624065	1	1	ELBOW, oil filler, right
11	70013238	2	2	CAPSCREW, 3/4"NC x 2"
	70904369	2	2	LOCKWASHER, 3/4"
12	70035250	2	2	PLUG, oil filler
13	70667252	2	2	GASKET, oil filler plug
14	70050391	2	2	GASKET, oil filler elbow



USAGE: Standard equipment on Loader serial No. 15868 thru 37A23710 including Loader serial No. 37A24501 thru 37A24693. Special equipment on Loader serial No. 37A23711 and up excluding Loader serial No. 37A24501 thru 37A24693.

ITEM	PART NO.	QTY.	DESCRIPTION
1	70674948	1	DRAWBAR
2	70927470	4	CAPSCREW, 7/8"NC x 3-3/4"
	70914727	4	LOCKWASHER, 7/8"
3	70927020	2	CAPSCREW, 3/4"NC x 3-3/4"
	70914726	2	LOCKWASHER, 3/4"
4	70053746	1	PIN, drawbar coupling
	70901348	1	PIN, cotter, 3/8" x 2-1/2"
5	70624064	1	ELBOW, oil filler, left
	70624065	1	ELBOW, oil filler, right
	70013238	4	CAPSCREW, 3/4"NC x 2"
	70914726	4	LOCKWASHER, 3/4"
6	70035250	2	PLUG, oil filler
7	70667252	2	GASKET, oil filler plug
8	70050391	2	GASKET, oil filler elbow



USAGE: Loaders prior to S/N 13322

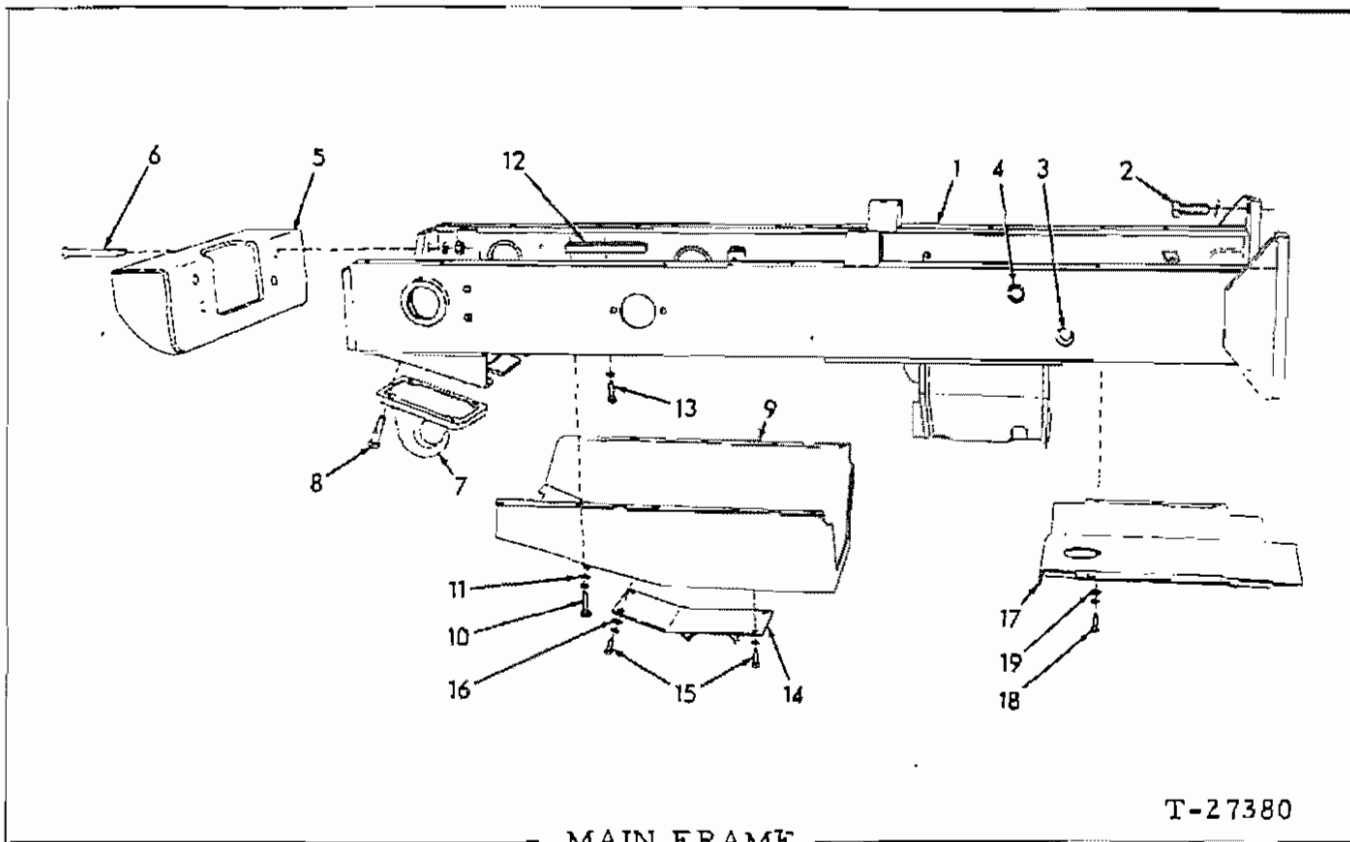
ITEM PART NO. QTY. DESCRIPTION

1	70086449	1	FRAME ASSEMBLY (Includes items 3 and 4) (Used prior to tractor #11094)
	70098244	1	FRAME (Effective with tractor #11094)
2	70086755	6	CAPSCREW, 1"NC x 2-3/4"
	70910916	6	LOCKWASHER, 1"
3	-----	2	SHAFT, brake pedal (See BRAKES)
4	-----	1	SHAFT, clutch lever (See ENGINE CLUTCH CONTROL)
5	70643764	1	BUMPER, front
6	70075567	4	CAPSCREW, 3/4"NF x 6-1/2"
	70904369	4	LOCKWASHER, 3/4"
	70911045	4	NUT, 3/4"NF
7	70050543	1	HOOK, front pull (Special equipment)
8	70012742	4	CAPSCREW, 3/4"NF x 2-1/4"
	70012767	4	NUT, high, 3/4"NF
9	70091811	1	GUARD ASSEMBLY, engine crankcase (Includes items 14, 15 and 16)
10	70035068	8	CAPSCREW, 1/2"NF x 2-1/4"
	70904208	8	LOCKWASHER, 1/2"
11	70064531	8	WASHER, plain

(Continued)

MAIN FRAME (Continued)

ITEM	PART NUMBER	QTY.	DESCRIPTION
12	70088593	4	BLOCK, tapped, guard attaching
13	70035073	4	CAPSCREW, 1/2"NF x 1-3/4"
	70904208	4	LOCKWASHER, 1/2"
14	70085590	1	PLATE, access, engine crankcase (Used prior to tractor #6584)
	70091812	1	PLATE, access, engine crankcase (Effective with tractor #6584)
15	70070469	4	CAPSCREW, 1/2"NF x 1-1/4"
	70904208	4	LOCKWASHER, 1/2"
16	70064531	2	WASHER, plain
17	70086599	1	PLATE, closure
18	70035067	4	} Used prior to tractor #11094. CAPSCREW, 1/2"NF x 2" } CAPSCREW, 1/2"NF x 2-1/4" } CAPSCREW, 1/2"NF x 1-1/2" (Effective with tractor #11094)
	70035068	2	
	70035018	6	
19	70064531	6	WASHER, plain
	70904208	6	LOCKWASHER, 1/2"
	70911043	4	NUT, 1/2"NF (Used prior to tractor #11094)
20	70088594	1	BLOCK, tapped, closure plate attaching (right side only)(Used prior to tractor #11094)
21	70035073	1	CAPSCREW, 1/2"NF x 1-3/4"
	70904208	1	LOCKWASHER, 1/2"



USAGE: Loader serial No. 13322 and up

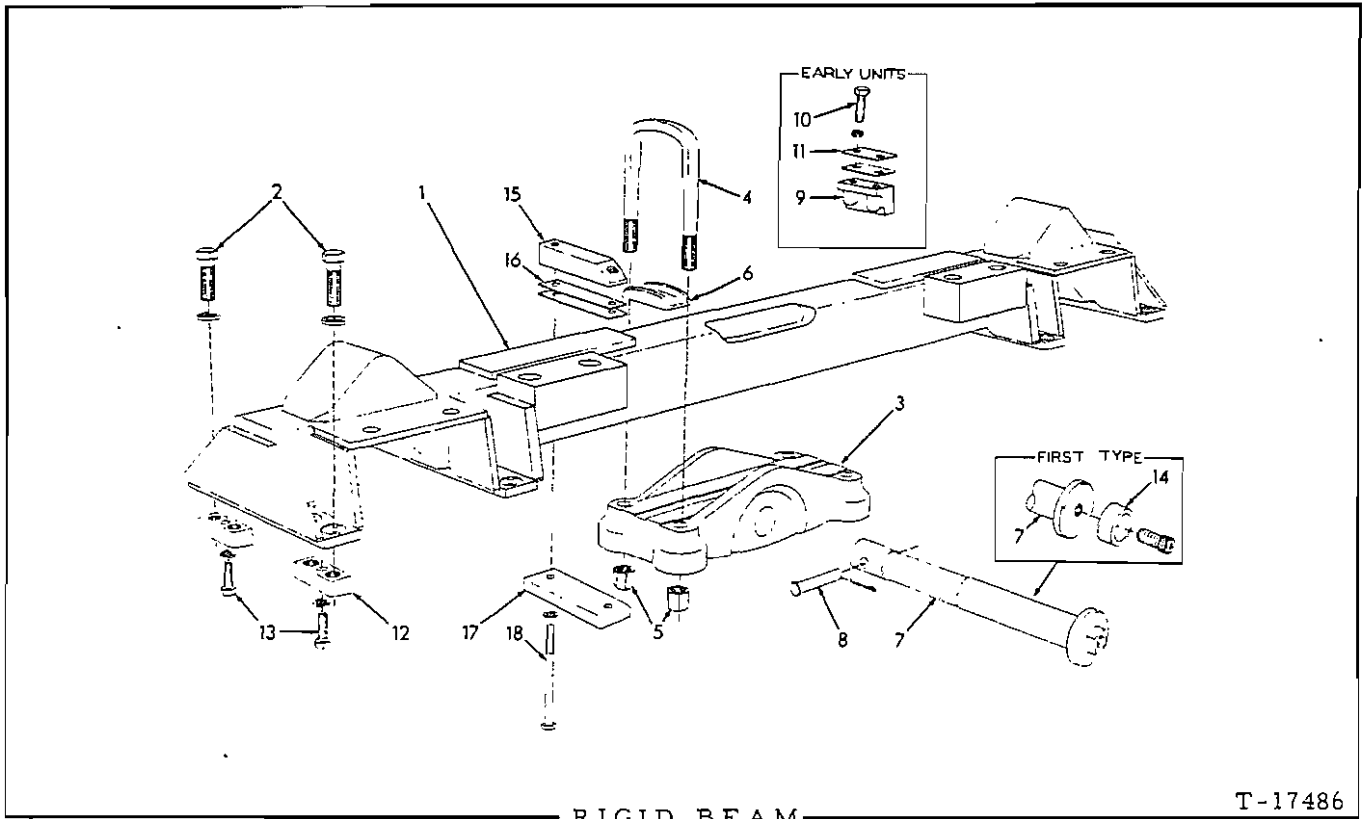
ITEM	PART NO.	QTY.	DESCRIPTION
1	70098244	1	FRAME (Tractors prior to serial No. 15868)
	70666792	1	FRAME (Tractors serial No. 15868 and up)
2	70086755	6	CAPSCREW, 1"NC x 2-3/4"
	70910916	6	LOCKWASHER, 1"
3	-----	2	SHAFT, brake pedal (See BRAKES)
4	-----	1	SHAFT, clutch lever (See ENGINE CLUTCH CONTROL)
5	70643764	1	BUMPER, front
6	70067559	4	CAPSCREW, 3/4"NF x 6-1/4"
	70904369	4	LOCKWASHER, 3/4"
	70911045	4	NUT, 3/4"NF
7	70050543	1	HOOK, front pull (Special equipment)
8	70012742	4	CAPSCREW, 3/4"NF x 2-1/4"
	70012767	4	NUT, high, 3/4"NF
9	70091811	1	GUARD ASSY., engine crankcase (Includes items 14, 15 and 16)(Medium-duty. For units with dry clutch)
	70639981	1	GUARD ASSY., engine crankcase (Includes items 14, 15 and 16)(Heavy-duty. For units with oil clutch)
10	70927543	8	CAPSCREW, 1/2"NF x 2-1/4"(Used prior to unit #25085 excluding #25075)
	70927353	8	CAPSCREW, 1/2"NF x 1-1/4"(Loader unit # 25085 and up including unit #25075)
11	70677008	8	WASHER, plain

(Continued)

MAIN FRAME (Continued)

ITEM	PART NO.	QTY.	DESCRIPTION
12	70088593	4	BLOCK, tapped, guard attaching
13	70927522	4	CAPSCREW, 1/2"NF x 1-3/4"
	70904208	4	LOCKWASHER, 1/2"
14	70091812	1	PLATE, access, engine crankcase
15	70070467	4	CAPSCREW, 1/2"NF x 1"
	70904208	4	LOCKWASHER, 1/2"
16	70064531	2	WASHER, plain
17	70086599	1	PLATE, closure
18	70927353	6	CAPSCREW, 1/2"NF x 1-1/4"
19	70677008	6	WASHER, plain

} Used prior to Loader
Unit #25085 and up
excluding unit #25075



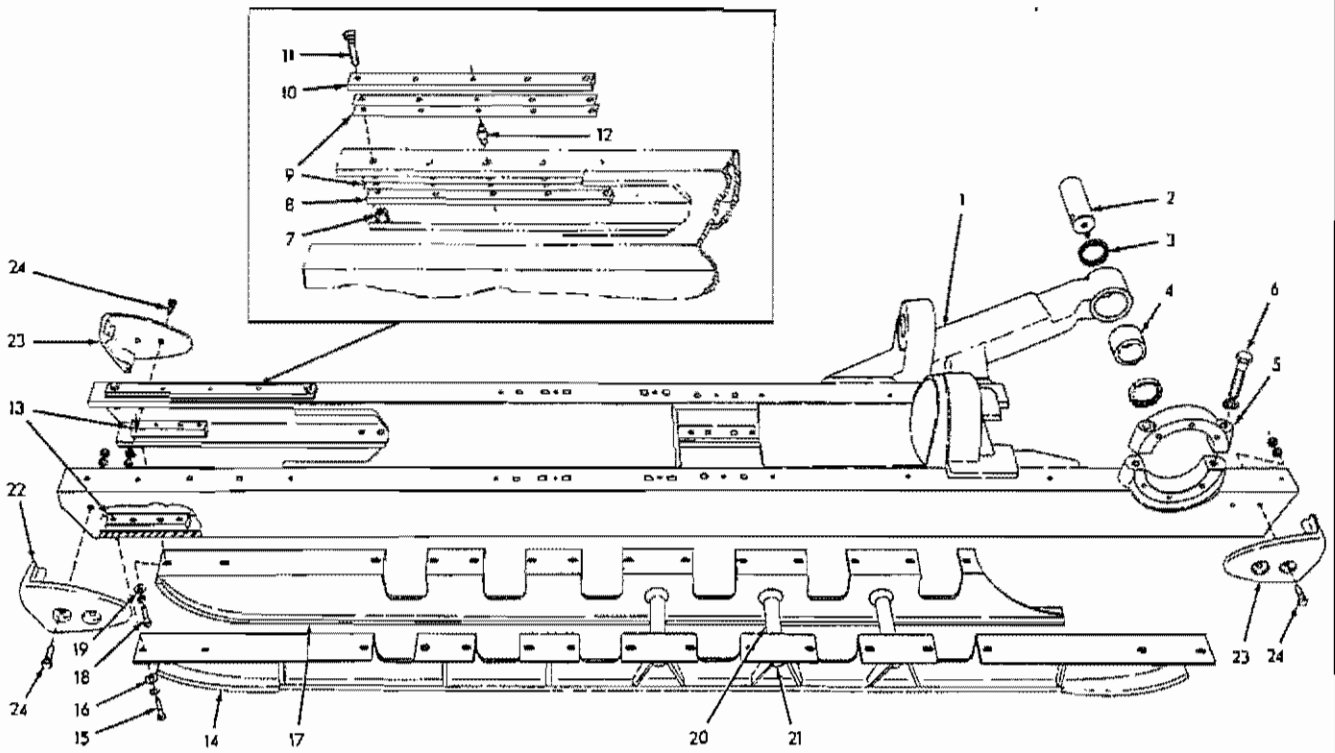
* Tractors prior to serial No. 15620
 ** Tractors serial No. 15620 thru No. 18011
 *** Tractors serial No. 18012 and up

ITEM	PART NO.	QUANTITY			DESCRIPTION
		*	**	***	
1	70629419	1	-	-	BEAM, rigid
	70632231	-	1	-	BEAM, rigid
	70645888	-	-	1	BEAM, rigid
2	70012742	16	-	-	CAPSCREW, 3/4"NF x 2-1/4"
	70070285	-	16	16	CAPSCREW, 3/4"NF x 3"
	70904369	16	16	16	LOCKWASHER, 3/4"
3	70086871	1	1	1	SADDLE, rigid beam
4	70085443	2	2	2	U-BOLT, beam saddle
5	70070400	4	4	4	NUT, saddle U-bolt, (high, 7/8"NF)
6	70085444	2	2	2	SEAT, saddle U-bolt
7	-----	1	1	-	PIN, beam saddle (Used prior to tractor #16534. Order PIN 639982)
	70639982	-	1	1	PIN, beam saddle (Effective with tractor #16534)
8	70087061	1	1	1	PIN, saddle pin locking
	70900810	1	1	1	PIN, cotter, 3/16" x 1-1/4"
9	70053408	2	2	-	STOP, rigid beam
10	70036707	4	4	-	CAPSCREW, 5/8"NC x 1-3/4"
	70904209	4	4	-	LOCKWASHER, 5/8"

(Continued)

RIGID BEAM (Continued)

ITEM	PART NO.	QUANTITY			DESCRIPTION
		*	**	***	
11	70087147	6	6	-	SHIM, beam stop (1/32" thick. Use as required)
	70087070	6	6	-	SHIM, beam stop (1/16" thick. Use as required)
12	70054968	8	-	-	BLOCK, tapped, beam attaching capscrews (tapered section)
	70631666	-	8	8	BLOCK, tapped, beam attaching capscrews (square section)
13	70035018	8	-	-	CAPSCREW, 1/2"NF x 1-1/2"
	70035073	-	8	8	CAPSCREW, 1/2"NF x 1-3/4" (Units prior to #24001)
	70920585	-	-	8	CAPSCREW, 1/2"NC x 1-3/4" (Unit #24001 and up)
	70912441	8	8	8	LOCKWASHER, 1/2"
14	70640327	1	1	-	ADAPTER, saddle pin (For units with oil clutch only. Used prior to tractor #16534)
	70922766	1	1	-	CAPSCREW, socket-hd., 7/8"NF x 1-1/2"
15	70087353	-	-	2	BLOCK, beam stop (Units prior to #23784)
	70668242	-	-	2	BLOCK, beam stop (Unit #23784 and up)
16	70087355	-	-	6	SHIM, stop block (1/32" thick. Use as required)
	70087356	-	-	8	SHIM, stop block (1/16" thick. Use as required)
17	70093152	-	-	2	BLOCK, clamping
18	70087357	-	-	4	CAPSCREW, 1/2"NF x 7"
	70904208	-	-	4	LOCKWASHER, 1/2"



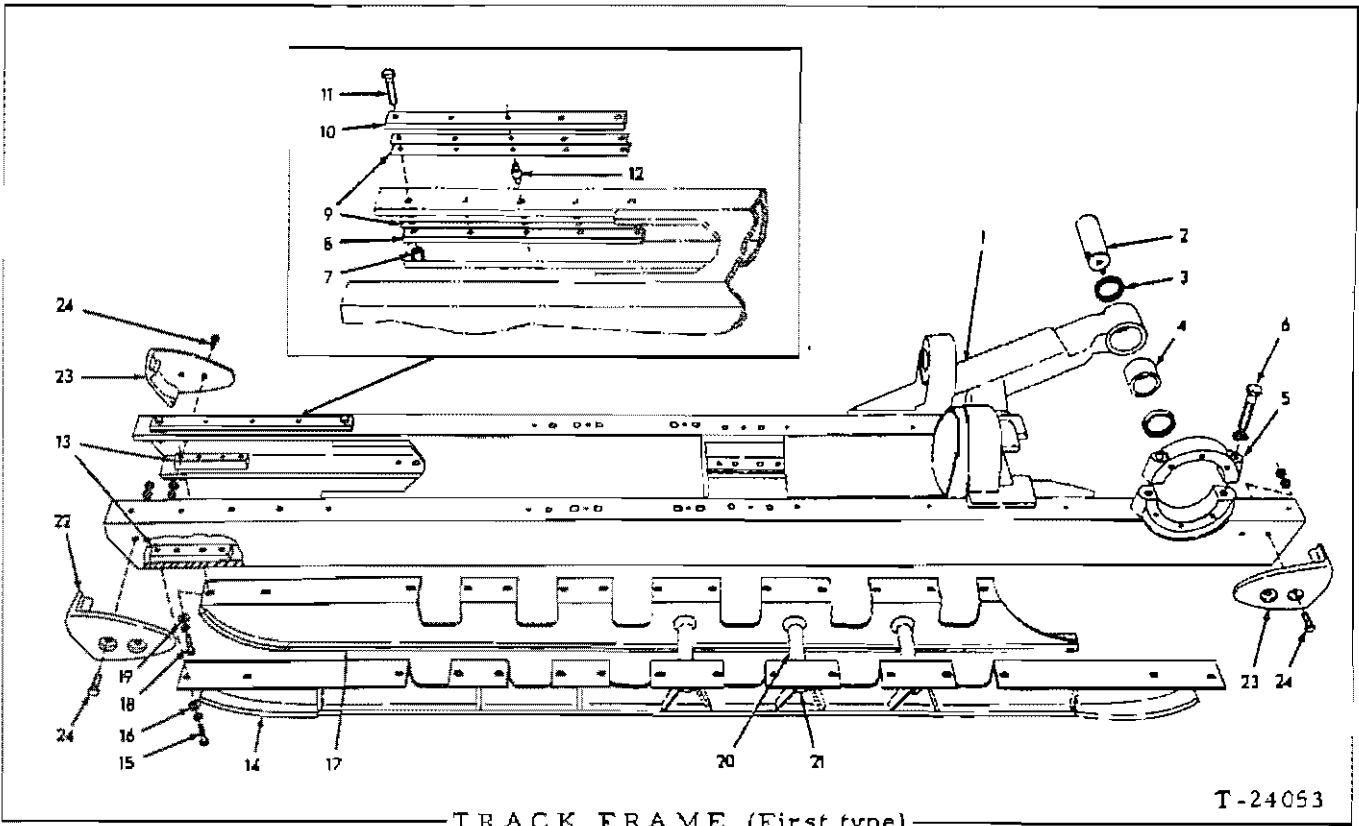
TRACK FRAME

T-24053

TRACK FRAME

* Tractors prior to serial No. 11094
 ** Tractors serial No. 11094 thru 13321

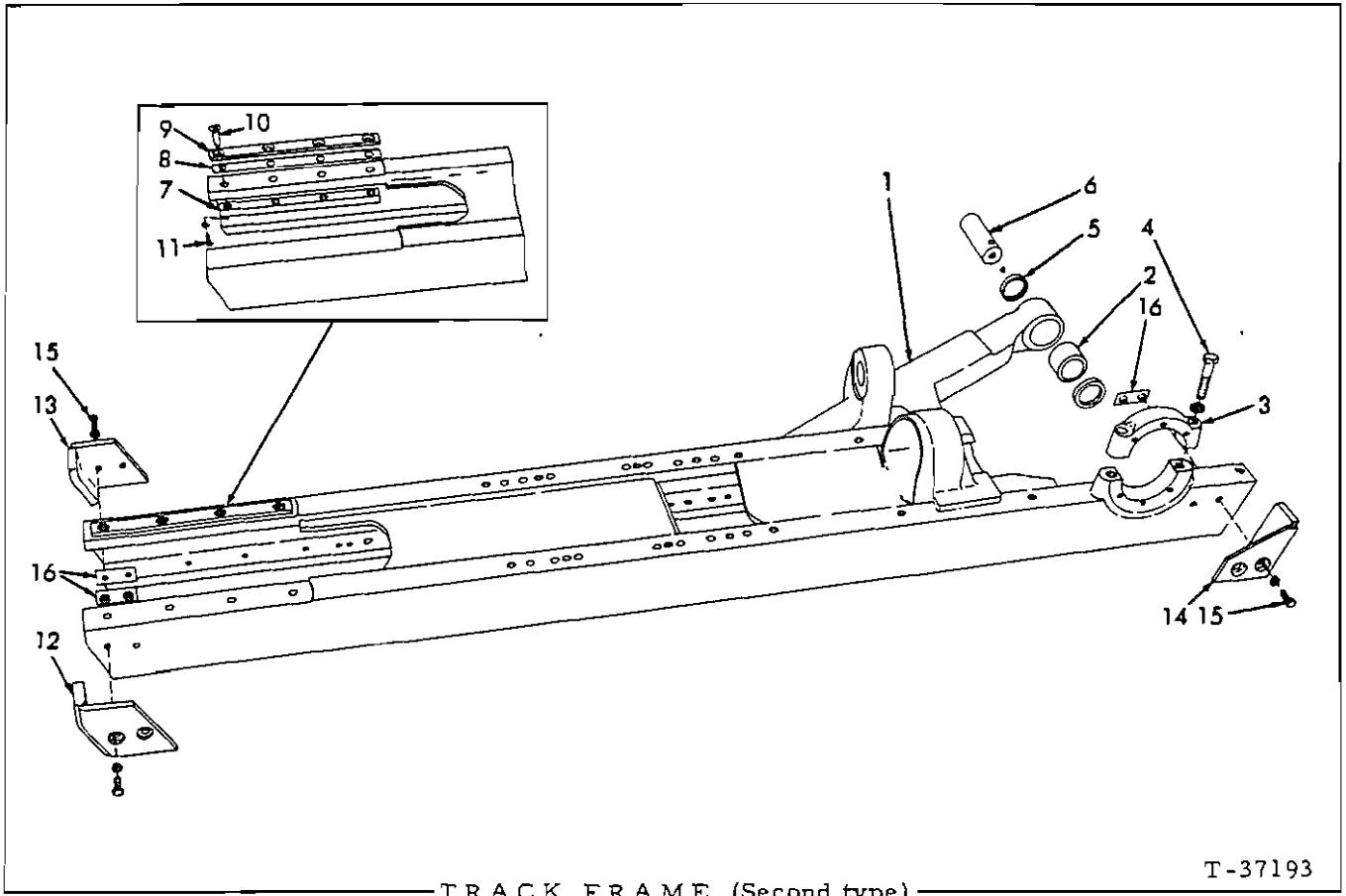
ITEM	PART NO.	QTY.		DESCRIPTION
		*	**	
1	-----	1	-	FRAME ASSEMBLY, left side (Order FRAME ASSY. 099481 and 6 CAPSCREW 035278)
	-----	1	-	FRAME ASSEMBLY, right side (Order FRAME ASSY. 099482 and 6 CAPSCREW 035278)
	70099481	-	1	FRAME ASSEMBLY, left side
	70099482	-	1	FRAME ASSEMBLY, right side
<u>NOTE:</u> Each Frame Assembly includes items 4 thru 6				
2	70049884	2	2	SHAFT, pivot
	70907070	2	2	PLUG, pipe, ctsk-hd., 1/4"NPT
3	70628274	4	4	SEAL, pivot shaft
4	70053315	2	2	BUSHING, pivot shaft
5	70086633	2	2	CAP, sprocket shaft bearing
6	70071943	4	4	CAPSCREW, 3/4"NF x 3-3/4"
	70904369	4	4	LOCKWASHER, 3/4"
7	70038234	8	8	NUT, slide bar capscrew (high, 1/2"NF)
8	70630875	4	4	BAR, slide, track idler, lower
9	70053322	32	32	SHIM, adjusting, slide bar (Use as req'd)
10	70629291	4	4	BAR, slide, track idler, upper
11	70035892	8	8	CAPSCREW, slide bar (1/2"NF x 2-1/2")
12	70054824	12	12	PIN, dowel, track idler slide bar
13	70053305	6	6	BLOCK, tapped, guard attaching capscrews
14	70086905	1	-	GUARD, outer, left truck frame
	70086906	1	-	GUARD, outer, right truck frame
	70098881	1	1	GUARD, outer, left truck frame
	70098882	1	1	GUARD, outer, right truck frame
15	70035068	32	20	CAPSCREW, 1/2"NF x 2-1/4"
	70035278	-	12	CAPSCREW, 1/2"NF x 2-3/4"
	70904208	32	32	LOCKWASHER, 1/2"
16	70064531	32	32	WASHER, plain
17	70086907	1	-	GUARD, inner, left truck frame
	70086908	1	-	GUARD, inner, right truck frame
	70098889	1	1	GUARD, inner, left truck frame
	70098890	1	1	GUARD, inner, right truck frame
18	70035068	28	16	CAPSCREW, 1/2"NF x 2-1/4"
	70035278	-	12	CAPSCREW, 1/2"NF x 2-3/4"
	70904208	28	28	LOCKWASHER, 1/2"
19	70064531	28	28	WASHER, plain
20	70083043	6	6	SPACER, guard bracing (Not used with GUARDS 086905, 6, 7 and 8)
21	70083049	6	6	CAPSCREW, 7/8"NF x 10-1/8"
	70905347	6	6	LOCKWASHER, 7/8"
	70070400	6	6	NUT, high, 7/8"NF
<u>NOTE:</u> Items listed below are Special Equipment.				
22	70083051	3	3	GUARD, end, left hand
23	70083052	3	3	GUARD, end, right hand
24	70035018	12	12	CAPSCREW, end guard attaching (1/2"NF x 1-1/2")
	70904208	12	12	LOCKWASHER, 1/2"
	70911043	12	12	NUT, 1/2"NF



TRACK FRAME

USAGE: Loaders serial No. 13322 thru 15619

ITEM	PART NO.	QTY.	DESCRIPTION
1	70099481	1	FRAME ASSEMBLY, left side
	70099482	1	FRAME ASSEMBLY, right side
<u>NOTE:</u> Each Frame Assembly includes items 4 thru 6.			
2	70049884	2	SHAFT, connecting
	70907070	2	PLUG, pipe, ctsk-hd., 1/4"NPT
3	70628274	4	SEAL, connecting shaft
4	70053315	2	BUSHING, connecting shaft
5	70086633	2	CAP, sprocket shaft bearing
6	70071943	4	CAPSCREW, 3/4"Nf x 3-3/4"
	70904369	4	LOCKWASHER, 3/4"
7	70038234	8	NUT, slide bar capscrew (high, 1/2"Nf)
8	70630875	4	BAR, slide, track idler, lower
9	70053322	32	SHIM, adjusting, slide bar (Use as req'd)
10	70629291	4	BAR, slide, track idler, upper
11	70035892	8	CAPSCREW, slide bar (1/2"Nf x 2-1/2")
12	70054824	12	PIN, dowel, track idler slide bar
13	70053305	6	BLOCK, tapped, guard attaching capscrews
14	70098881	1	GUARD, outer, left track frame
	70098882	1	GUARD, outer, right track frame
15	70035068	20	CAPSCREW, 1/2"Nf x 2-1/4"
	70035278	12	CAPSCREW, 1/2"Nf x 2-3/4"
	70904208	32	LOCKWASHER, 1/2"
16	70064531	32	WASHER, plain
17	70098889	1	GUARD, inner, left track frame
	70098890	1	GUARD, inner, right track frame
18	70035068	16	CAPSCREW, 1/2"Nf x 2-1/4"
	70035278	12	CAPSCREW, 1/2"Nf x 2-3/4"
	70904208	28	LOCKWASHER, 1/2"
19	70064531	28	WASHER, plain
20	70083043	6	SPACER, guard bracing
21	70650842	6	ROD, guard bracing
	70905347	12	LOCKWASHER, 7/8"
	70911046	12	NUT, 7/8"Nf
<u>NOTE:</u> Items listed below are Special Equipment.			
22	70083051	3	GUARD, end, left hand
23	70083052	3	GUARD, end, right hand
24	70035018	12	CAPSCREW, end guard attaching (1/2"Nf x 1-1/2")
	70904208	12	LOCKWASHER, 1/2"
	70911043	12	NUT, 1/2"Nf



TRACK FRAME

USAGE: Tractors serial No. 15620 and up.

ITEM	PART NO.	QTY.	DESCRIPTION
1	70632301	1	FRAME ASSY., left side (Used prior to Loaders unit #24001)
	70680045	1	FRAME ASSY., left side (Loaders unit #24001 and up)
	70632302	1	FRAME ASSY., right side (Used prior to Loaders unit #24001)
	70680046	1	FRAME ASSY., right side (Loaders unit #24001 and up)

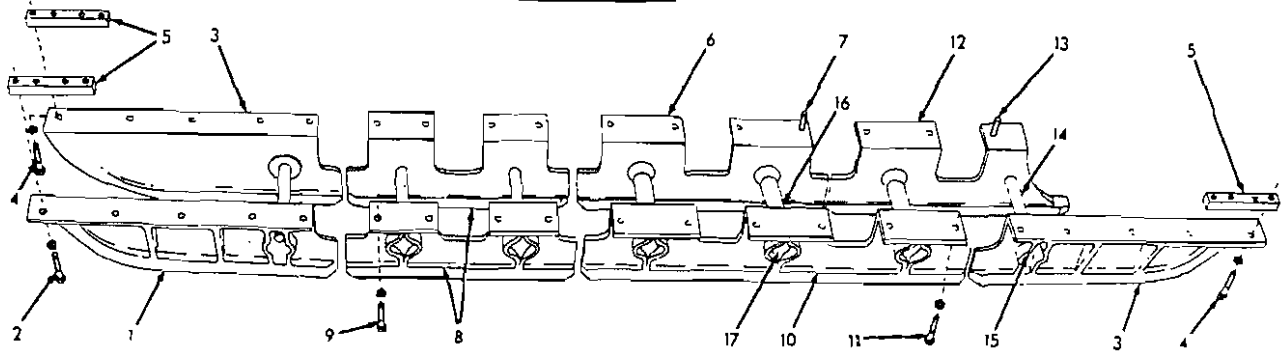
NOTE: Each Frame Assembly includes items 2 thru 4

2	70053315	2	BUSHING, connecting shaft
3	70086633	2	CAP, sprocket shaft bearing
4	70923983	4	CAPSCREW, 3/4"NF x 3-3/4"
	70914726	4	LOCKWASHER, 3/4"
5	70628274	4	SEAL, connecting shaft
6	70049884	2	SHAFT, connecting
	70907070	2	PLUG, pipe, ctsk-hd., 1/4"NPT
7	70631755	4	BAR, slide, track idler, lower
8	70637640	4	SHIM, adjusting, slide bar (.014" thick. Use as required)
	70632692	4	SHIM, adjusting, slide bar (.028" thick. Use as required)
9	70630717	4	BAR, slide, track idler, upper
10	70631687	16	DOWEL, tapped, slide bar retaining
11	70646045	16	CAPSCREW, Nylok, 3/8"NF x 1"
	70647080	16	WASHER, plain

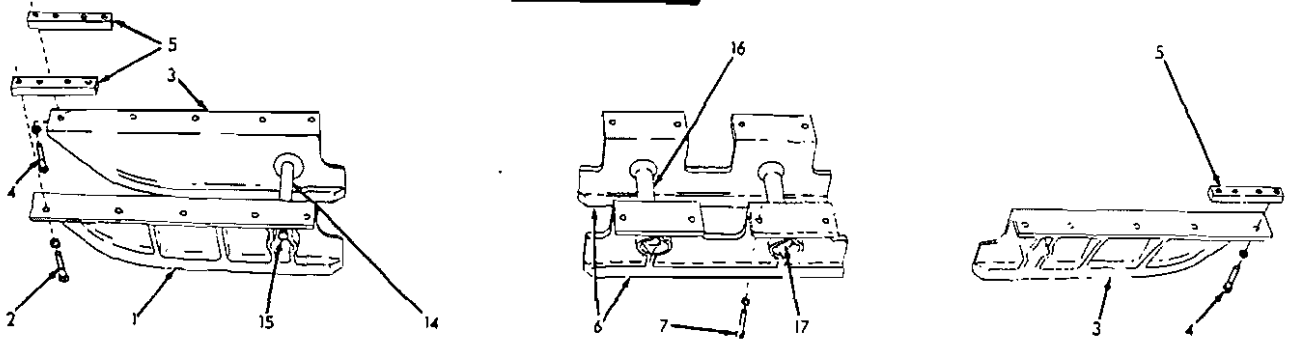
NOTE: Items listed below are Special Equipment.

12	70656591	2	GUARD, front end, left side
13	70656592	2	GUARD, front end, right side
14	70656621	1	GUARD, rear end, left side
	70656622	1	GUARD, rear end, right side
15	70070467	12	CAPSCREW, end guard attaching (1/2"NF x 1")
	70904208	12	LOCKWASHER, 1/2"
16	70631734	6	PLATE, nut, end guard capscrews

FULL GUARDING



PARTIAL GUARDING



TRACK ROLLER GUARDS (Second type)

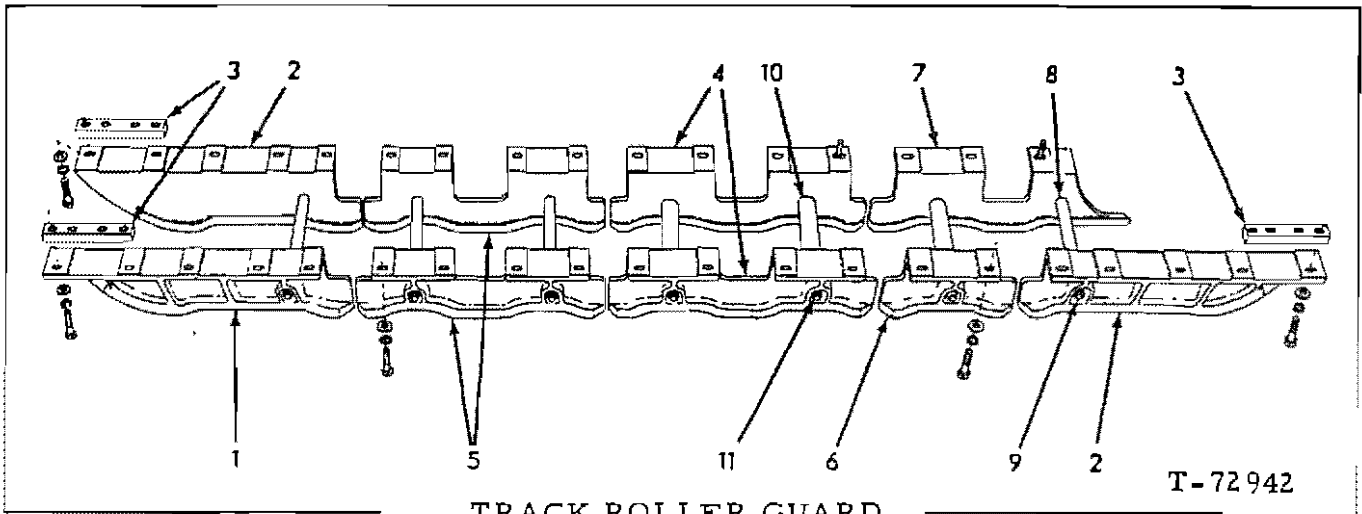
T-37236

TRACK ROLLER GUARDS

Usage: Tractors serial No. 15620 thru No. 20046

* Partial guarding. Standard equipment
 ** Full guarding. Special equipment

ITEM	PART NO.	QTY.		DESCRIPTION
		*	**	
1	-----	3	3	GUARD, end section, left hand (Order GUARD 70680075)
2	70035892	15	15	CAPSCREW, 1/2"NF x 2-1/2"
	70904208	15	15	LOCKWASHER, 1/2"
3	-----	3	3	GUARD, end section, right hand (Order GUARD 70680076)
4	70035892	15	15	CAPSCREW, 1/2"NF x 2-1/2"
	70904208	15	15	LOCKWASHER, 1/2"
5	70631691	12	12	BLOCK, tapped
6	70632641	4	2	GUARD, intermediate section
7	70035892	16	8	CAPSCREW, 1/2"NF x 2-1/2"
	70904208	16	8	LOCKWASHER, 1/2"
8	70632574	-	4	GUARD, intermediate section, front
9	70035892	-	16	CAPSCREW, 1/2"NF x 2-1/2"
	70904208	-	16	LOCKWASHER, 1/2"
10	70632564	-	2	GUARD, intermediate rear section, outer
11	70035892	-	12	CAPSCREW, 1/2"NF x 2-1/2"
	70904208	-	12	LOCKWASHER, 1/2"
12	70632645	-	1	GUARD, rear inner section, left side
	70632646	-	1	GUARD, rear inner section, right side
13	70035892	-	6	CAPSCREW, 1/2"NF x 2-1/2"
	70904208	-	6	LOCKWASHER, 1/2"
14	70632659	2	8	SPACER, guard bracing (small)
15	70632571	2	8	CAPSCREW, 1/2"NF x 9-3/4"
	70904208	2	8	LOCKWASHER, 1/2"
	70038234	2	8	NUT, high, 1/2"NF
16	70632657	4	6	SPACER, guard bracing (large)
17	70650842	4	6	ROD, guard bracing
	70905347	8	12	LOCKWASHER, 7/8"
	70911046	8	12	NUT, 7/8"NF



TRACK ROLLER GUARD

T-72942

*Loaders prior to serial No. 24001

**Loaders serial No. 24001 and up

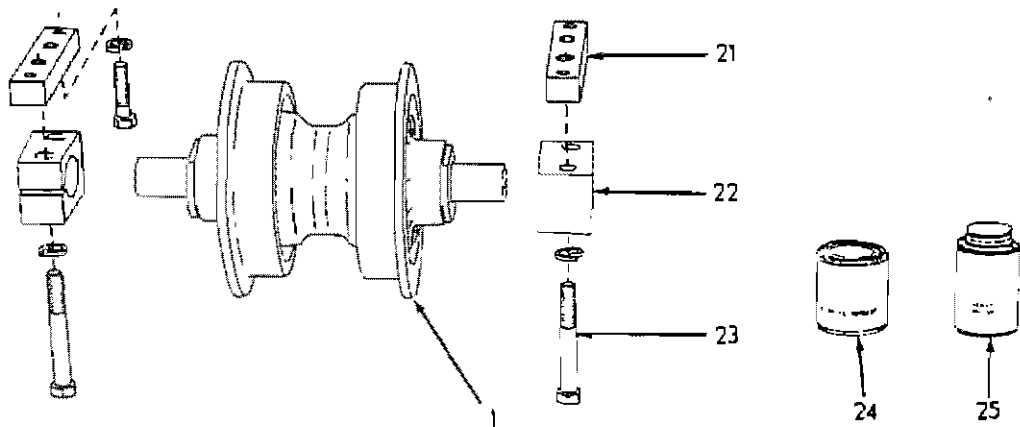
ITEM	PART NO.	QTY.		DESCRIPTION
		#	**	
1	70655007	3	-	GUARD, end section, left hand
	70035278	15	-	CAPSCREW, 1/2"NF x 2-3/4"
	70904208	15	-	LOCKWASHER, 1/2"
	70064351	15	-	WASHER, plain
	70680075	-	3	GUARD, end section, left hand
	70921178	-	15	CAPSCREW, 5/8"NF x 2-3/4"
	70912942	-	15	LOCKWASHER, 5/8"
2	70670670	-	15	WASHER, plain
	70655008	3	-	GUARD, end section, right hand
	70035278	15	-	CAPSCREW, 1/2"NF x 2-3/4"
	70904208	15	-	LOCKWASHER, 1/2"
	70064531	15	-	WASHER, plain
	70680076	-	3	GUARD, end section, right hand
	70921178	-	15	CAPSCREW, 5/8"NF x 2-3/4"
3	70912942	-	15	LOCKWASHER, 5/8"
	70670670	-	15	WASHER, plain
	70631691	12	-	BLOCK, tapped
	70670669	-	12	BLOCK, tapped
4	70654868	4	-	GUARD, intermediate section
	70035278	16	-	CAPSCREW, 1/2"NF x 2-3/4"
	70904208	16	-	LOCKWASHER, 1/2"
	70064531	16	-	WASHER, plain
	70673382	-	4	GUARD, intermediate section
	70921178	-	16	CAPSCREW, 5/8"NF x 2-3/4"
	70912942	-	16	LOCKWASHER, 5/8"
5	70670670	-	16	WASHER, plain
	70654862	4	-	GUARD, intermediate section front
	70035278	16	-	CAPSCREW, 1/2"NF x 2-3/4"
	70904208	16	-	LOCKWASHER, 1/2"
	70064531	16	-	WASHER, plain
	70680154	-	4	GUARD, intermediate section, front
	70921178	-	16	CAPSCREW, 5/8"NF x 2-3/4"
70912942	-	16	LOCKWASHER, 5/8"	
	70670670	-	16	WASHER, plain

See
NOTE

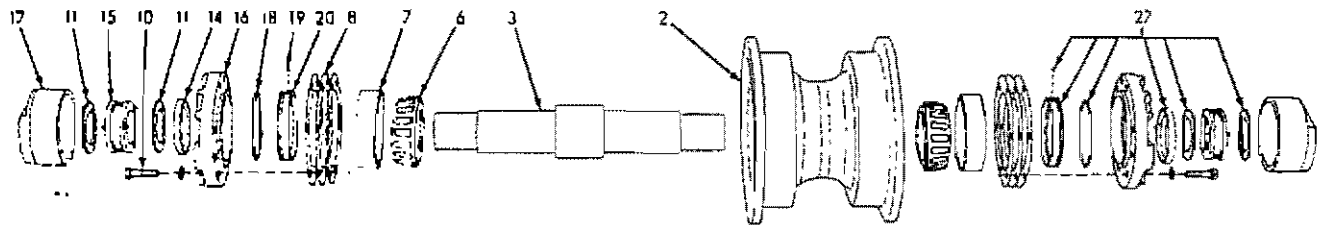
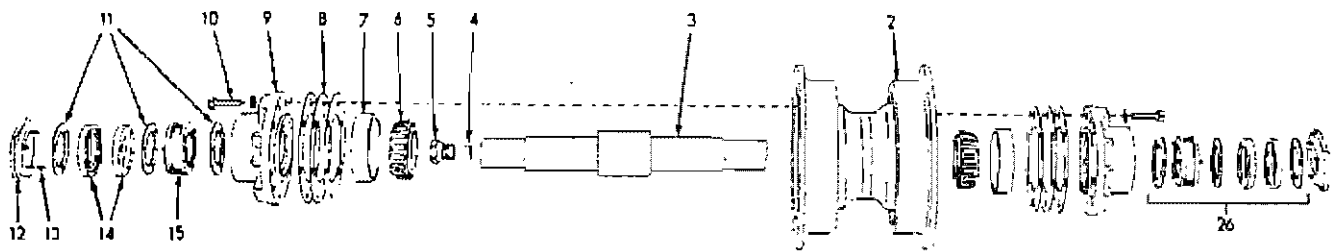
(Continued)

TRACK ROLLER GUARD (Continued)

ITEM	PART NO.	QTY.	DESCRIPTION			
		* **				
6	70650462	2	- GUARD, intermediate rear section, outer	} See note		
	70035278	4	- CAPSCREW, 1/2"NF x 2-3/4"			
	70904208	4	- LOCKWASHER, 1/2"			
	70064531	4	- WASHER, plain			
	70680156	- 2	GUARD, intermediate rear section, outer			
	70921178	- 4	CAPSCREW, 5/8"NF x 2-3/4"			
	70912942	- 4	LOCKWASHER, 5/8"			
	70670670	- 4	WASHER, plain			
	7	70654931	1		- GUARD, rear inner section, left side	} See note
		70654932	1		- GUARD, rear inner section, right side	
70035278		6	- CAPSCREW, 1/2"NF x 2-3/4"			
70904208		6	- LOCKWASHER, 1/2"			
70064531		6	- WASHER, plain			
70680157		- 1	GUARD, rear inner section, left side			
70680158		- 1	GUARD, rear inner section, right side			
70921178		- 6	CAPSCREW, 5/8"NF x 2-3/4"			
70912942		- 6	LOCKWASHER, 5/8"			
70670670		- 6	WASHER, plain			
NOTE: Items 5, 6, 7 are Special Equipment.						
8	70632659	8	8 SPACER, guard bracing (small)			
9	70650845	8	8 ROD, guard bracing			
	70910244	16	16 WASHER, shimming (Use as required)			
	70064531	16	16 WASHER, plain (Heavy)			
	70912441	16	16 LOCKWASHER, 1/2"			
	70911043	16	16 NUT, 1/2"NF			
10	70632657	6	6 SPACER, guard bracing (large)			
11	70650461	6	6 ROD, guard bracing			
	70651745	12	12 WASHER, shimming (Use as required)			
	70676122	12	12 WASHER, plain (heavy)			
	70914727	12	12 LOCKWASHER, 7/8"			
	70911046	12	12 NUT, 7/8"NF			



ORIGINAL EQUIPMENT



SERVICE REPLACEMENT

TRACK ROLLER (First type)

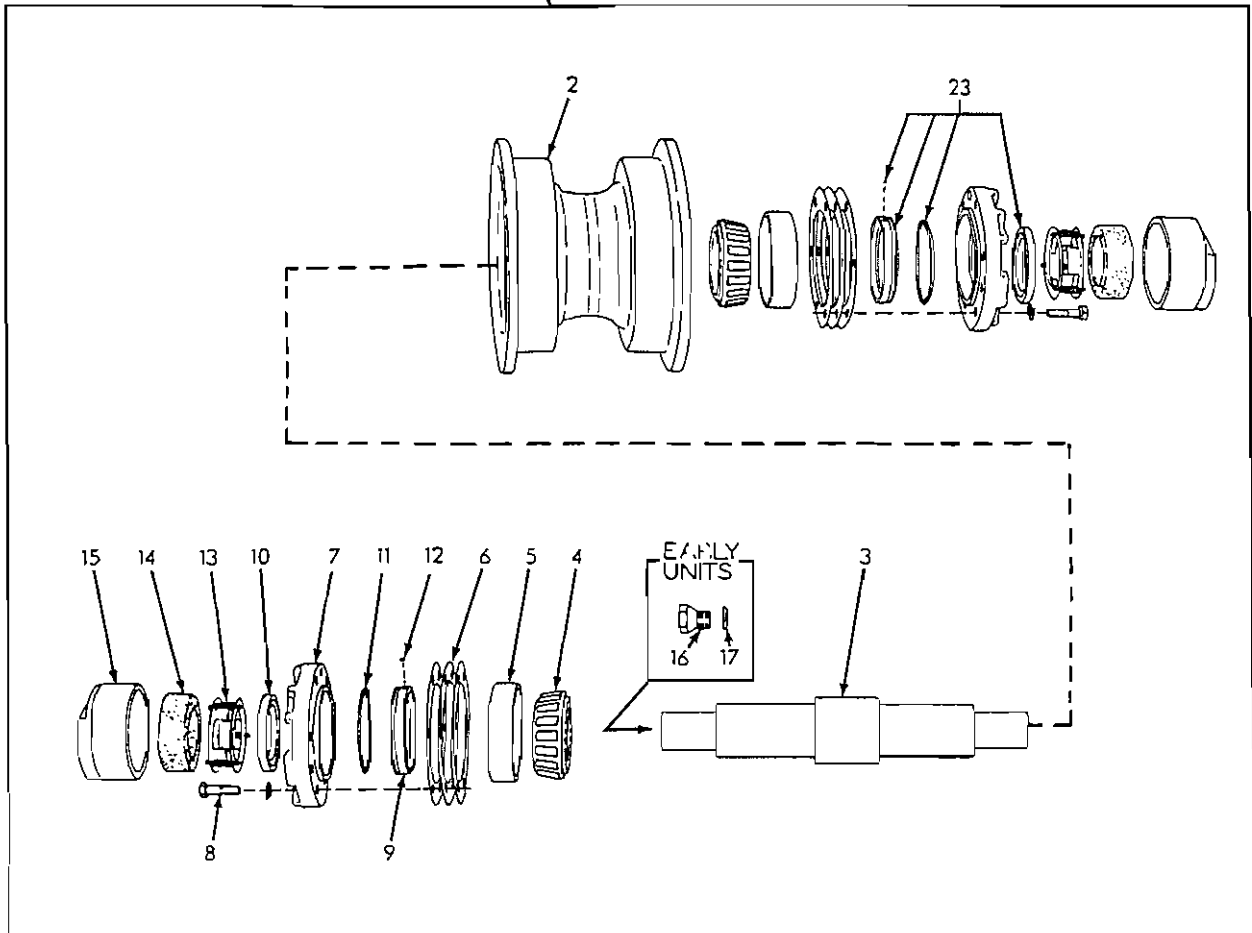
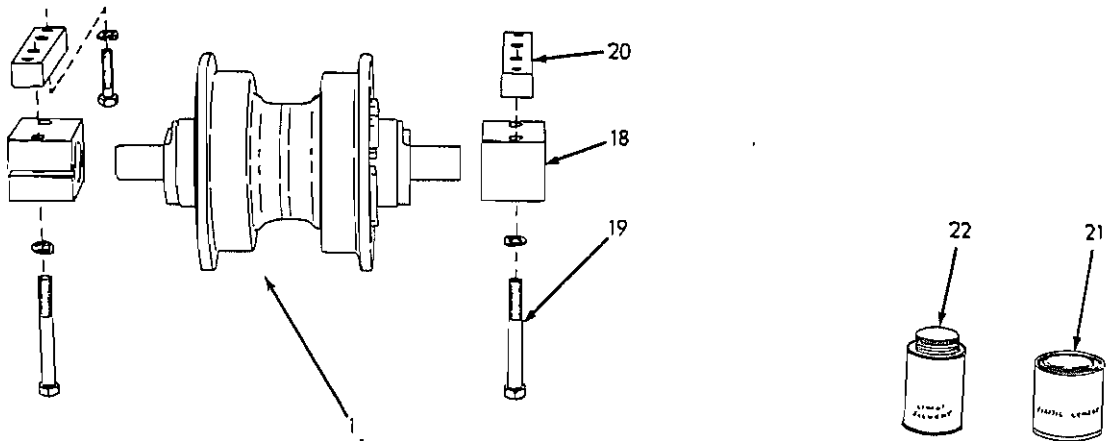
T-11614

TRACK ROLLER

USAGE: Standard equipment prior to tractor serial No. 11094.

*Original equipment
 **Service replacement starting approximately April 1961

ITEM	PART NO.	QTY.	DESCRIPTION
		* **	
			NOTE: Quantities indicated below are for one (1) wheel only. Twelve (12) wheels are used per unit.
1	-----	1 -	ROLLER ASSY. (Consists of items 2 thru 15)(Order 70623115)
	70623115	- 1	ROLLER ASSY. (Consists of items 2 thru 20)
2	70051427	1 1	WHEEL
3	70049885	1 -	SHAFT
	70623116	- 1	SHAFT
4	70034043	1 -	GASKET, shaft oil hole plug
5	70034042	1 -	PLUG, shaft oil hole
6	70042888	2 2	CONE ASSY., bearing
7	70042887	2 2	CUP, bearing
	70655372	4 4	SHIM, bearing adjustment (.003" thick)
	70051432	4 4	SHIM, bearing adjustment (.007" thick)
	70051433	4 4	SHIM, bearing adjustment (.010" thick)
	70051431	3 3	SHIM, bearing adjustment (.032" thick)
9	70051430	2 -	RETAINER, bearing
10	70683586	12 12	CAPSCREW, washer head (Service replacement)
	70904206	12 12	LOCKWASHER, 3/8" (Original equipment)(Not used with 70683586)
11	70047605	6 4	GASKET, seal ring (See items 26 and 27)
12	70051429	2 -	GUARD ASSY., seal (Includes item 13)
13	70049877	6 -	PIN, seal guard
14	70047151	4 2	RING, seal (See items 26 and 27)
15	70047581	2 2	SPRING ASSY., seal (Serviced only as a unit)(See item 26)
16	70623113	- 2	RETAINER, bearing
17	70623112	- 2	RETAINER, seal
18	70607437	- 2	RING, seal packing
19	70905357	- 2	BALL, steel, 3/16" diam. } See item 27
20	-----	- 2	RING, seal, inner (Order item 27)
21	70053305	2 2	BLOCK, tapped, attaching capscrews (tapered section)(Early units)
	70631691	- 2	BLOCK, tapped, attaching capscrews (straight section)(Late units)
	70911849	4 4	CAPSCREW, 1/2"NF x 2"
	70904208	4 4	LOCKWASHER, 1/2"
22	70053346	2 -	BRACKET, attaching
	70093804	- 2	BRACKET, attaching
23	70045524	4 4	CAPSCREW, 5/8"NF x 4-1/2"
	70904209	4 4	LOCKWASHER, 5/8"
24	70033288	- -	CEMENT, neoprene, 1/2 pint can
25	70054890	- -	SOLVENT, neoprene cement, 1/2 pint can } For cementing seal boots
26	70083536	1 -	SEAL KIT (Consists of items 11, 14 and 15)
27	70623124	- 1	SEAL KIT (Consists of items 11, 14, 18, 19 and 20)



— TRACK ROLLER —

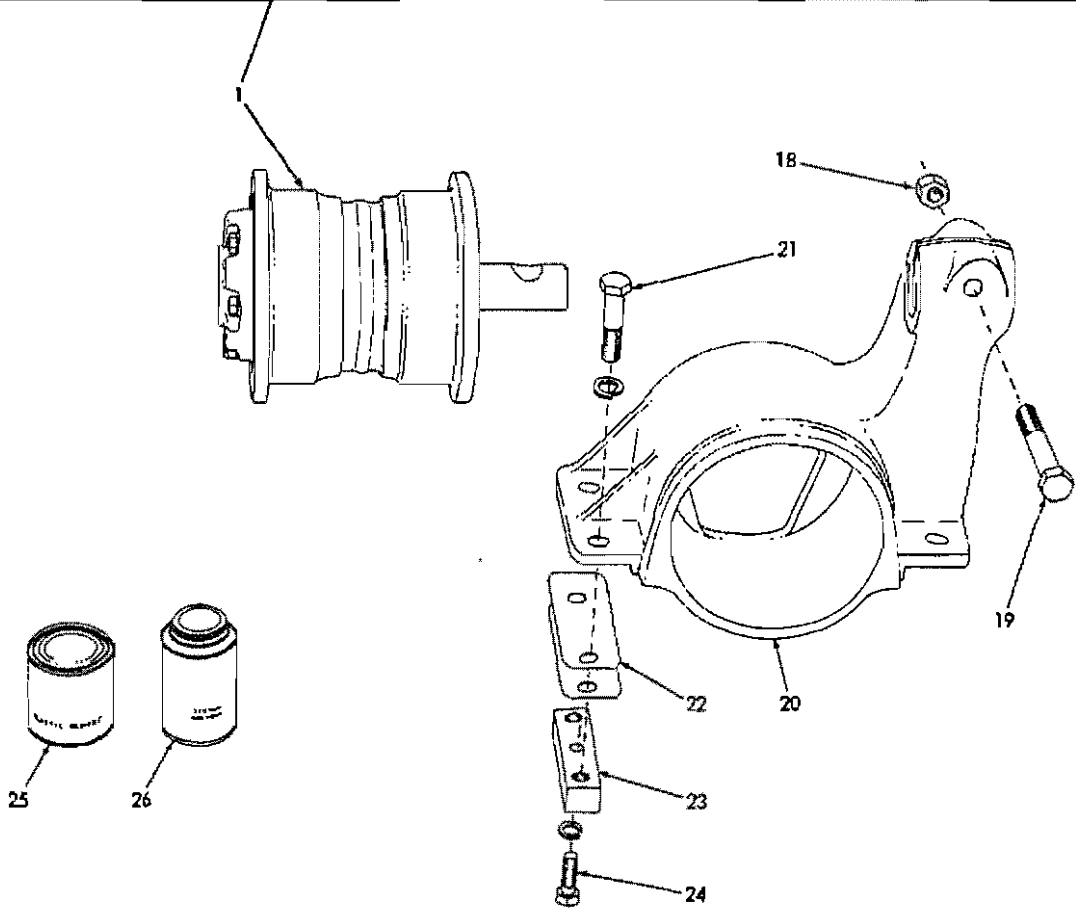
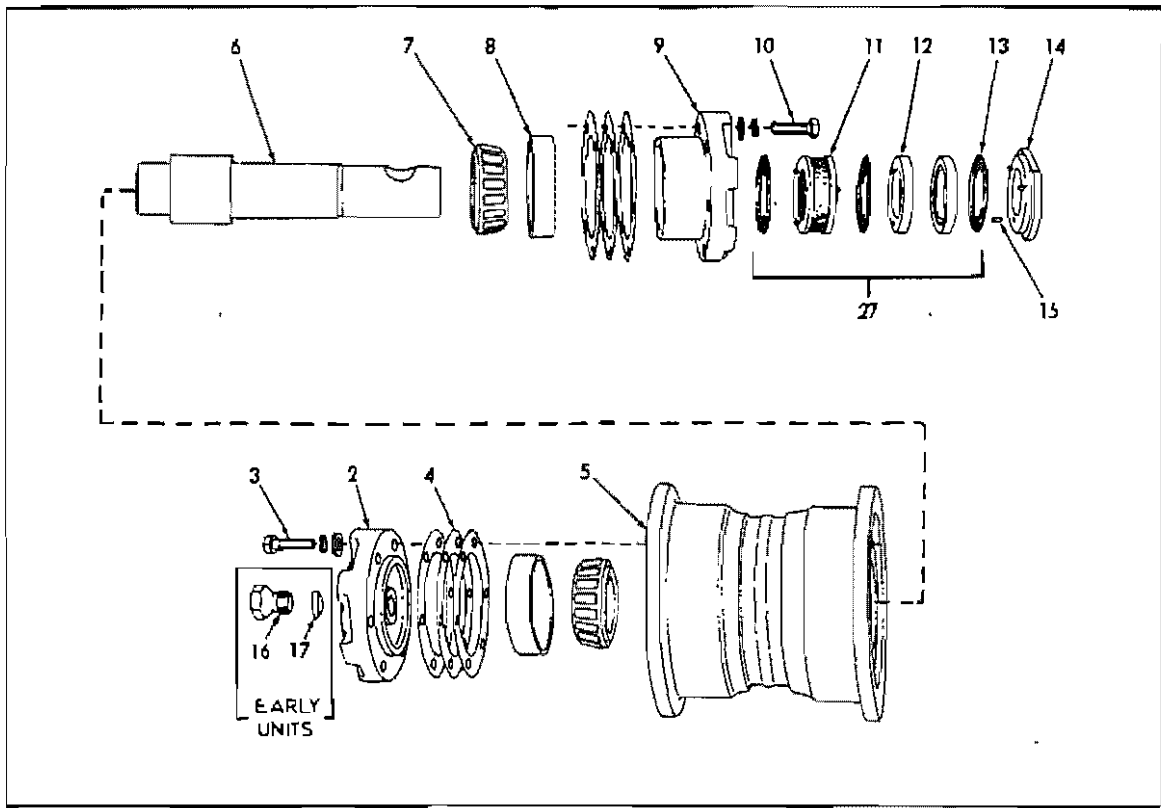
T-4017

TRACK ROLLER

USAGE: Loader serial No. 13322 and up

ITEM	PART NO.	QTY.	DESCRIPTION	
			NOTE: Quantities indicated below are for one (1) Roller only. Twelve (12) Rollers are used per unit.	
1	70622392	1	ROLLER ASSY. (Consists of items 2 thru 15)	
2	70073635	1	ROLLER, only	
3	70622391	1	SHAFT	
4	70043491	2	CONE ASSY., bearing	
5	70659149	2	CUP, bearing	
6	70655458	4	SHIM, bearing adjustment (.003" thick)	} Use as req'd
	70073024	4	SHIM, bearing adjustment (.007" thick)	
	70073025	4	SHIM, bearing adjustment (.010" thick)	
	70073026	2	SHIM, bearing adjustment (.032" thick)	
7	70663045	2	RETAINER, bearing	
8	70683586	12	CAPSCREW, washer head (Service replacement)	
	70904206	12	LOCKWASHER, 3/8" (Original equipment)(Not used with 70683586)	
9	70073027	2	ORING, seal, inner	
10	70621283	2	ORING, seal, outer	
11	70073029	2	ORING, seal packing	
12	70905357	2	OBALL, steel, 3/16" diam.	
13	70048666	2	SPRING ASSY., seal (Serviced only as a unit)	
14	70048665	2	BOOT, seal spring	
15	70073634	2	RETAINER, seal	
16	70034042	1	PLUG, shaft oil hole	} Used prior to tractor #13777
17	70034043	1	GASKET, shaft oil hole plug	
18	70053346	2	BRACKET, attaching (Loaders prior to #13377)	} Loaders #13377 thru 24055
	70093804	2	BRACKET, attaching	
	70926602	4	CAPSCREW, 5/8"NF x 4-1/4"	
	70904209	4	LOCKWASHER, 5/8"	
	70681563	4	BRACKET attaching (Half only)	} Loader #24055 and up
	70681940	4	CAPSCREW, 5/8"NF x 4-3/8"	
19	70045524	4	CAPSCREW, 5/8"NF x 4-1/2"	} Loaders prior to #24056
	70638796	4	CAPSCREW, 5/8"NF x 5" (Early units only)	
	70904209	4	LOCKWASHER, 5/8"	
20	70053305	2	BLOCK, tapped, attaching capscrews (tapered section)(Use prior to loaders #15620)	
	70631691	2	BLOCK, tapped, attaching capscrews (straight section)(Loaders #15620 thru #24000)	
	70670669	2	BLOCK, tapped, attaching capscrews (straight section)(Loaders #24001 and up)	
	70911849	4	CAPSCREW, 1/2"NF x 2"	} Loaders prior to #24001
	70904208	4	LOCKWASHER, 1/2"	
	70921168	4	CAPSCREW, 5/8"NF x 2"	} Loaders #24001 and up
	70912942	4	LOCKWASHER, 5/8"	
21	70033288	-	CEMENT, neoprene, 1/2 pint can	} For cementing seal boots
22	70054890	-	SOLVENT, enoprene cement, 1/2 pint can	
23	70078941	-	SEAL KIT (Includes parts for (1) one roller only; items 9 thru 12)	

□ Indicates components of item 23



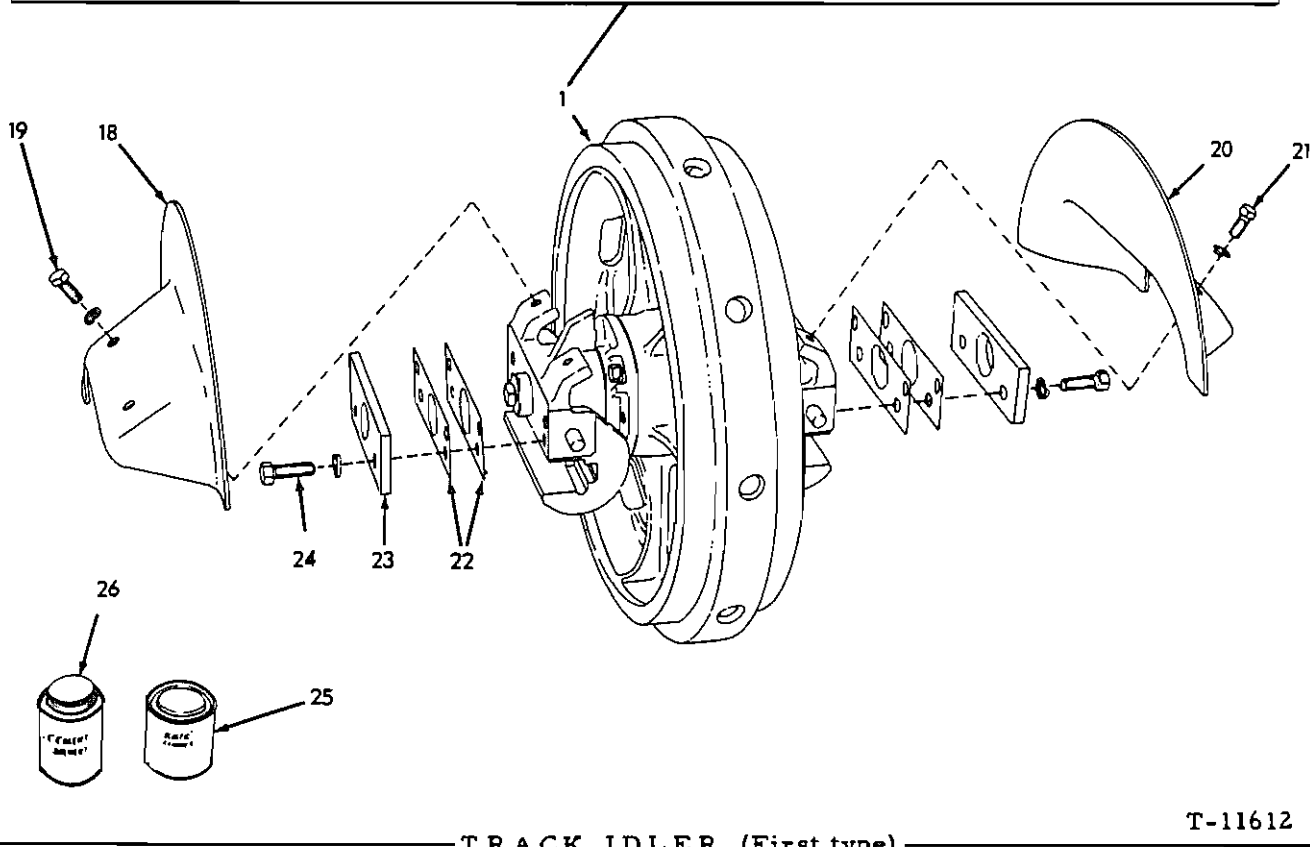
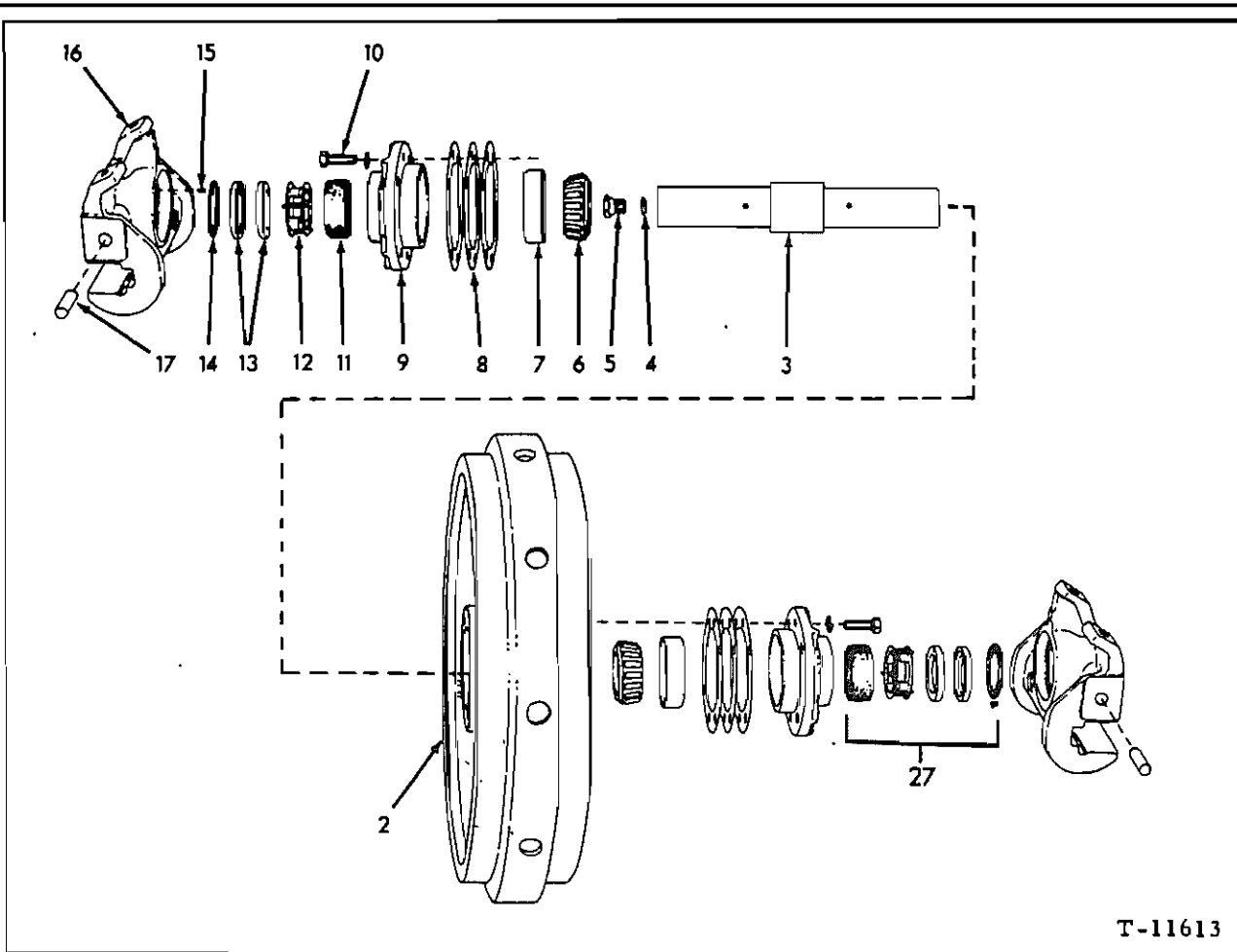
TRACK CARRIER ROLLER

T-11610

TRACK CARRIER ROLLER

ITEM	PART NO.	QTY.	DESCRIPTION	
1	70622613	2	ROLLER ASSY. (Consists of items 2 thru 15)	
2	70622612	2	RETAINER, outer bearing	
3	70683586	12	CAPSCREW, washer head (Service replacement)	
	70904206	12	LOCKWASHER, 3/8"	} Original equipment (Not used with Lockwasher 70683586
	70911115	12	WASHER, plain, SAE std., 3/8"	
4	70655474	8	SHIM, bearing adjustment (.003" thick)	
	70051484	4	SHIM, bearing adjustment (.007" thick)	
	70051483	6	SHIM, bearing adjustment (.010" thick)	
	70051482	6	SHIM, bearing adjustment (.032" thick)	
5	70051481	2	ROLLER, only	
6	70078749	2	SHAFT	
7	70042888	4	CONE ASSY., bearing	
8	70042887	4	CUP, bearing	
9	70051478	2	RETAINER, inner bearing	
10	70012992	12	CAPSCREW, 3/8"NF x 1-1/4"	
	70904206	12	LOCKWASHER, 3/8"	
11	70047581	2	□SPRING ASSY., seal (Serviced only as a unit)	
12	70047151	4	□RING, seal	
13	70047605	6	□GASKET, seal ring	
14	70051429	2	GUARD ASSY., seal (Includes item 15)	
15	70049877	6	PIN, seal guard	
16	70034042	2	PLUG, oiling hole	} Used prior to loader #14163
17	70034043	2	GASKET, oiling hole plug	
18	70072366	2	NUT, roller retaining capscrew (high, 5/8"NF)	
19	70035541	2	CAPSCREW, roller retaining (5/8"NF x 3-3/4")	
20	70078759	1	BRACKET, left side	
	70078760	1	BRACKET, right side	
21	70023618	8	CAPSCREW, 5/8"NF x 2-1/2" (Used prior to loader #15620)	
	70013467	8	CAPSCREW, 5/8"NF x 3" (Effective with loader #15620)	
	70904209	8	LOCKWASHER, 5/8"	
22	70078766	12	SHIM, bracket alignment (1/32" thick)(Use as req'd)	
23	70053304	4	BLOCK, bracket attaching capscrews (tapered section)(Used prior to loader #15620)	
	70632572	4	BLOCK, bracket attaching capscrews (straight section)(Loader #15620 and up)	
24	70035018	4	CAPSCREW, 1/2"NF x 1-1/2" (Used prior to loader #15620)	
	70035073	4	CAPSCREW, 1/2"NF x 1-3/4" (Loader #15620 thru #24000)	
	70920585	4	CAPSCREW, 1/2"NC x 1-3/4"(Loaders #24000 and up)	
	70912441	4	LOCKWASHER, 1/2"	
25	70033288	-	CEMENT, neoprene, 1/2 pint can	} For cementing gaskets
26	70054890	-	SOLVENT, neoprene cement, 1/2 pint can	
27	70083536	1	SEAL KIT, (Includes parts for both rollers; items 11 thru 13)	

□Indicates components of item 27



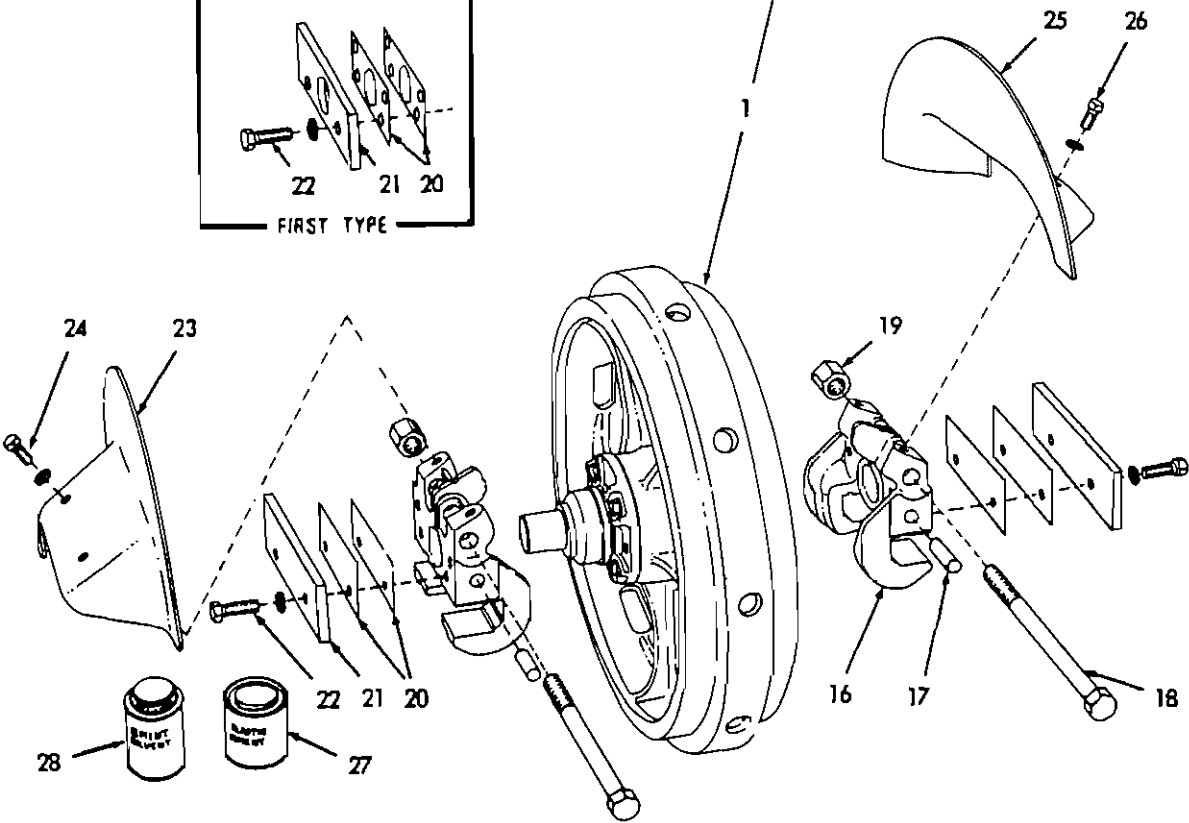
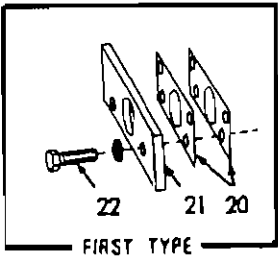
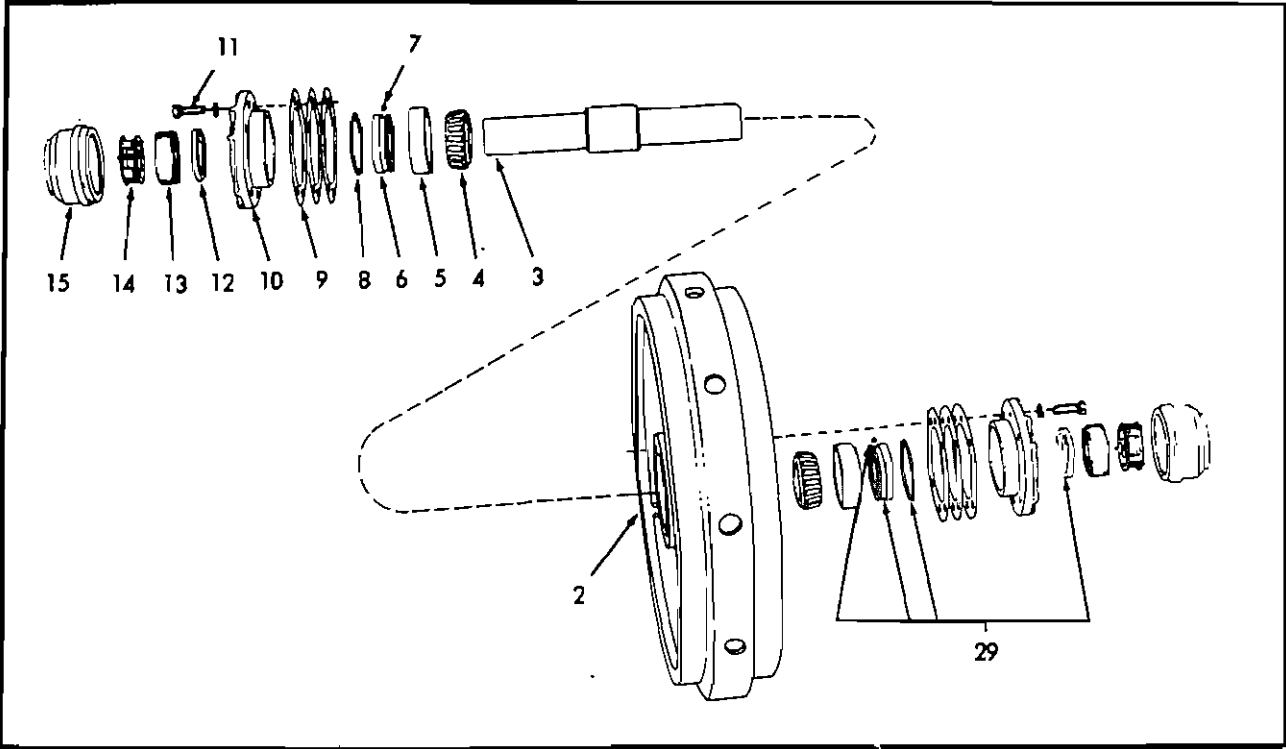
TRACK IDLER (First type)

TRACK IDLER

USAGE: Tractors prior to serial No. 13981

ITEM	PART NO.	QTY.	DESCRIPTION	
1	70622040	2	IDLER ASSEMBLY (Consists of items 2 thru 17)	
2	70621809	2	IDLER only	
3	70049896	2	SHAFT	
4	70034043	2	GASKET, shaft oil hole plug	
5	70034042	2	PLUG, shaft oil hole	
6	70043491	4	CONE ASSEMBLY, bearing	
7	70210740	4	CUP, bearing	
8	70655512	8	SHIM, bearing adjustment (.003" thick)	} Use as req'd
	70050245	8	SHIM, bearing adjustment (.007" thick)	
	70050246	4	SHIM, bearing adjustment (.010" thick)	
	70050247	4	SHIM, bearing adjustment (.031" thick)	
9	70073646	4	RETAINER, bearing	
10	70035018	16	CAPSCREW, 1/2"NF x 1-1/2"	
	70904208	16	LOCKWASHER, 1/2"	
11	70048665	4	□BOOT, idler seal	
12	70048666	4	□SPRING ASSEMBLY, idler seal (Serviced only as a unit)	
13	70621283	8	□RING, idler seal	
14	70050251	4	□GASKET, seal ring	
15	70049877	12	PIN, seal ring locating	
16	70088538	4	BRACKET ASSEMBLY (Includes items 15 and 17)	
17	70658707	8	PIN, dowel, idler bracket to release yoke	
18	70629827	2	GUARD, left	
19	70035221	4	CAPSCREW, 1/2"NC x 1"	
	70904208	4	LOCKWASHER, 1/2"	
20	70629828	2	GUARD, right	
21	70035221	4	CAPSCREW, 1/2"NC x 1"	
	70904208	4	LOCKWASHER, 1/2"	
22	70049861	20	SHIM, guide plate spacing (1/64" thick. Use as req'd)	
23	70629615	4	PLATE, guide	
24	70036707	8	CAPSCREW, 5/8"NC x 1-3/4"	
	70904209	8	LOCKWASHER, 5/8"	
25	70033288	-	CEMENT, neoprene, 1/2 pint can	} For cementing boots and gaskets
26	70054890	-	SOLVENT, neoprene cement, 1/2 pint can	
27	70083213	2	SEAL KIT (Includes parts for one (1) idler assembly only; items 11 thru 14)	

□Indicates components of item 27



TRACK IDLER (Second type)

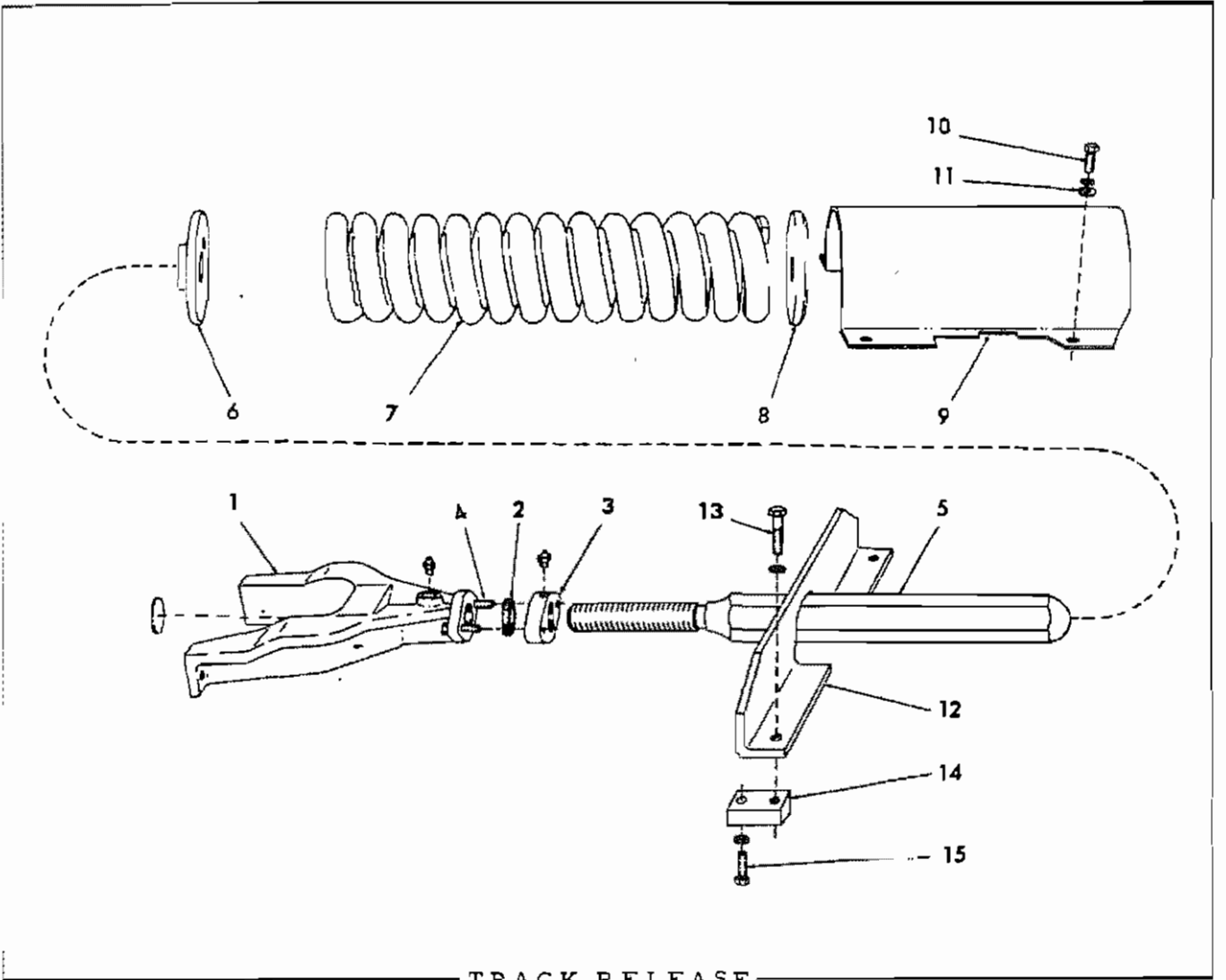
T-32092

TRACK IDLER

USAGE: Tractors serial No. 13981 and up

ITEM	PART NO.	QTY.	DESCRIPTION	
1	70622830	2	IDLER ASSY. (Consists of items 2 thru 15)(Loaders prior to unit #23711)	
	70679903	2	IDLER ASSY. (Consists of items 2 thru 15)(Loader unit #23711 and up)	
2	70621809	2	IDLER, only	
3	70622825	2	SHAFT (Loaders prior to unit #23711)	
	70679901	2	SHAFT (Loader unit #23711 and up)	
4	70043491	4	CONE ASSY., bearing	
5	70210740	4	CUP, bearing	
6	70073027	4	□RING, seal, inner	
7	70905357	4	□BALL, steel, 3/16" diam.	
8	70073029	4	□RING, seal packing	
9	70655512	8	SHIM, bearing adjustment (.003" thick)	} Use as req'd
	70050245	8	SHIM, bearing adjustment (.007" thick)	
	70050246	4	SHIM, bearing adjustment (.010" thick)	
	70050247	4	SHIM, bearing adjustment (.031" thick)	
10	70622826	4	RETAINER, bearing	
11	70922726	16	CAPSCREW, 1/2"NF x 1-1/2"	
	70912441	16	LOCKWASHER, 1/2"	
12	70621283	4	□RING, idler seal	
13	70048665	4	BOOT, idler seal	
14	70048666	4	SPRING ASSY., idler seal (Serviced only as a unit)	
15	70622827	4	RETAINER, seal	
16	70622930	4	BRACKET ASSY. (Includes item 17)(Used prior to tractor #15620)	
	70631794	4	BRACKET ASSY. (Includes item 17)(Effective with tractor #15620)	
17	70658707	8	PIN, dowel, idler bracket to release yoke	
18	70926900	4	CAPSCREW, bracket clamping (3/4"NF x 8")	
19	70012767	4	NUT, high, 3/4"NF	
20	70049861	20	SHIM, guide plate spacing (1/64" thick)(Use as req'd) (Loaders prior to unit #23711)	
	70679376	20	SHIM, guide plate spacing (1/64" thick)(Loader unit #23711 and up)	
21	70629615	4	PLATE, guide (Loaders prior to unit #23711)(Use as req'd)	
	70679114	4	PLATE, guide (Loader unit #23711 and up)	
22	70921535	8	CAPSCREW, 5/8"NC x 1-3/4"	
	70912942	8	LOCKWASHER, 5/8"	
23	70629827	2	GUARD, left	
24	70921175	4	CAPSCREW, 1/2"NC x 1"	
	70912441	4	LOCKWASHER, 1/2"	
25	70629828	2	GUARD, right	
26	70921175	4	CAPSCREW, 1/2"NC x 1"	
	70912441	4	LOCKWASHER, 1/2"	
27	70033288	-	CEMENT, neoprene, 1/2 pint can	} For cementing boots and gaskets
28	70054890	-	SOLVENT, neoprene cement, 1/2 pint can	
29	70078941	2	SEAL KIT (Includes parts for one (1) idler assembly only; items 6, 7, 8 and 12)	

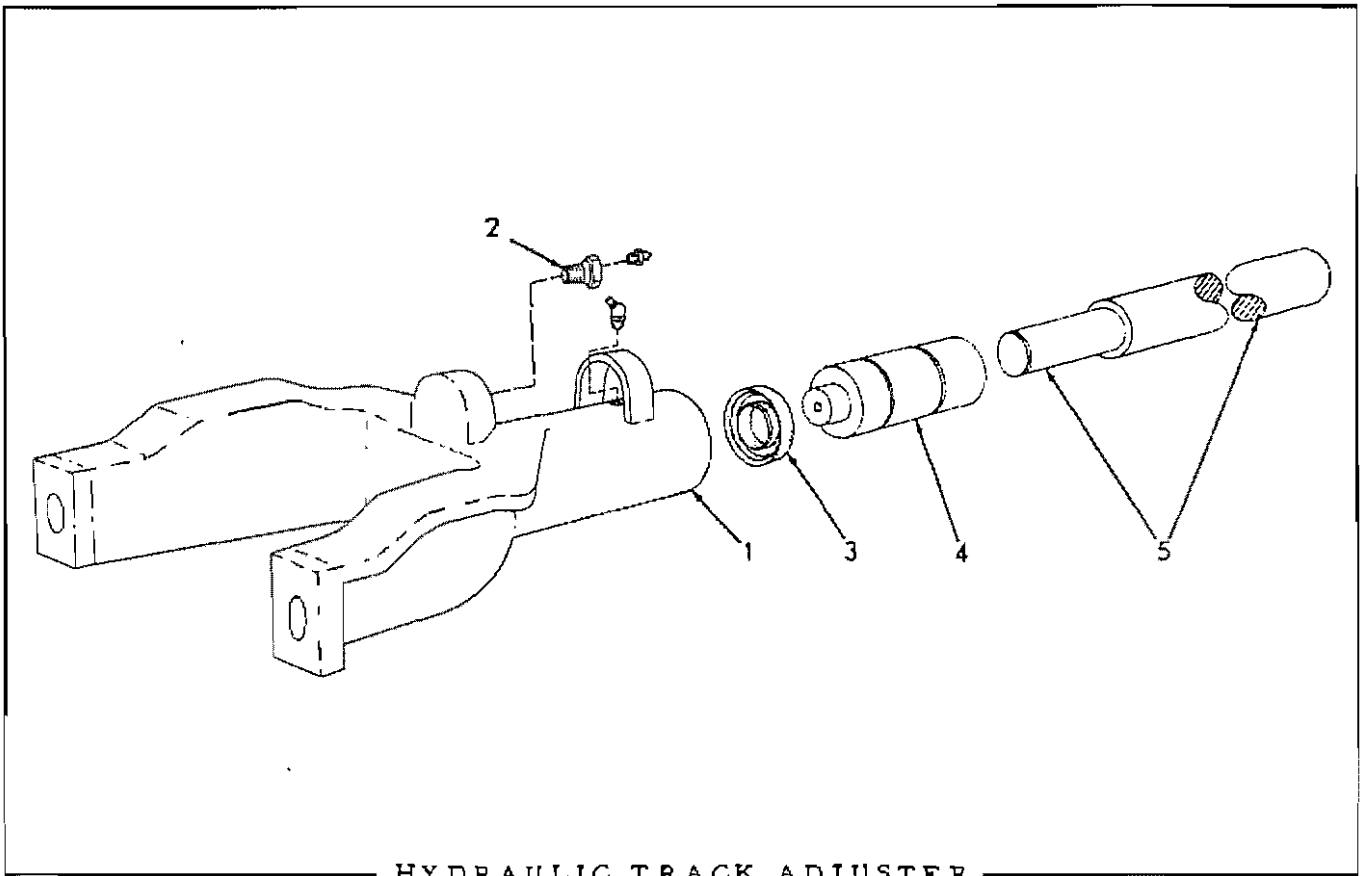
□Indicates components of item 29



TRACK RELEASE

TRACK RELEASE

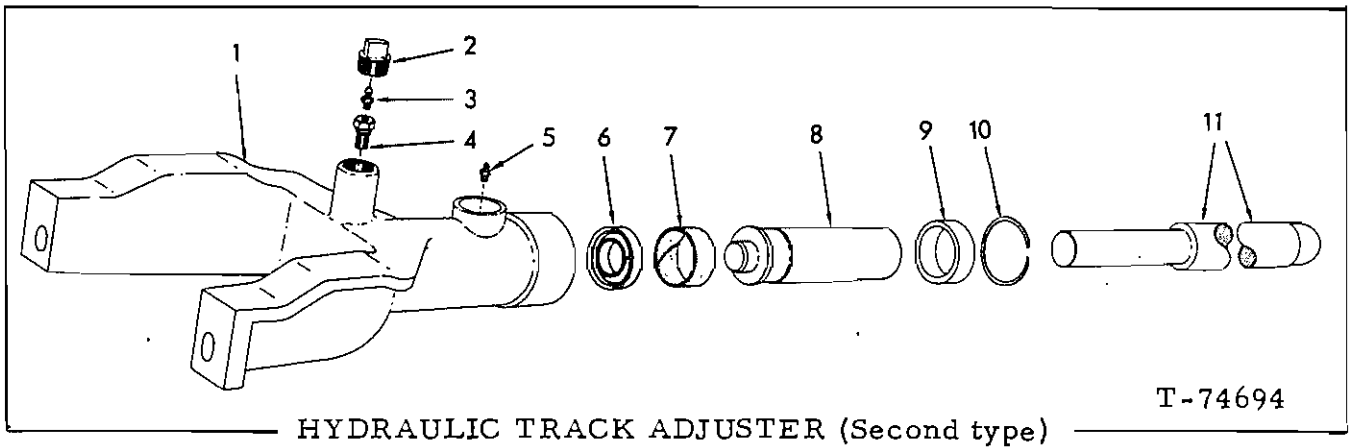
ITEM	PART NO.	QTY.	DESCRIPTION
<u>NOTE:</u> See optional Hydraulic Track Adjuster			
1	70631756	2	YOKE ASSEMBLY (Includes PLUG 910016)
	70910016	2	PLUG, expansion, 2-1/4" diam.
	70914465	2	FITTING, lubricating, straight, 1/8"NPT
2	70066063	2	SEAL, protecting, adjusting screw threads (rubber)
3	70049849	2	LOCK, adjusting screw
	70914465	2	FITTING, lubricating, straight, 1/8"NPT
4	70035067	4	CAPSCREW, 1/2"NF x 2"
	70904208	4	LOCKWASHER, 1/2"
5	70086788	2	SCREW, adjusting
6	70098902	2	SEAT, release spring, front
7	-----	2	SPRING, inner (Used prior to tractor #14117. Not serviced)
	70620934	2	SPRING (Discard inner spring when installing on tractors prior to #14117)
8	70096136	2	SEAT, release spring, rear
9	70090691	1	GUARD, release spring, left
	70090692	1	GUARD, release spring, right
10	70614478	8	CAPSCREW, 1/2"NF x 1-3/8"
	70904208	8	LOCKWASHER, 1/2"
11	70064531	8	WASHER, plain
12	70093332	2	BRACKET, supporting, adjusting screw (Used prior to tractor #19442)
	70035248	4	CAPSCREW, 5/8"NF x 2-1/4" (Used prior to tractor #15620)
13	70070161	4	CAPSCREW, 5/8"NF x 2-3/4" (Effective with tractor #15620)
	70904209	4	LOCKWASHER, 5/8"
14	70093982	4	BLOCK, tapped, supporting bracket capscREW (tapered section) (Used prior to tractor #15620)
	70631665	4	BLOCK, tapped, supporting bracket capscREW (straight section) (Used on tractors #15620 thru #19441)
15	70035018	4	CAPSCREW, 1/2"NF x 1-1/2" (Used prior to tractor #15620)
	70035073	4	CAPSCREW, 1/2"NF x 1-3/4" (Effective with tractor #15620)
	70904208	4	LOCKWASHER, 1/2"



HYDRAULIC TRACK ADJUSTER

USAGE: Special equipment. Used prior to August 1968.

ITEM	PART NO.	QTY.	DESCRIPTION
1	----- 70915275	2	YOKE ASSEMBLY (Includes items 2 thru 4 and FITTINGS indented below) (Order 1 Yoke 70666406 and 1 Bar 70666370)
		2	FITTING, lubricating, 65°, 1/8"NPT
2	70628915	2	VALVE ASSEMBLY, relief (Serviced only as a unit)
	70918188	2	FITTING, 90°, 1/4"-28 thread (Early units)
	70912808	2	FITTING, straight, 1/4"-28 thread (Late units)
3	70628931	2	SEAL, piston
4	70628930	2	PISTON, adjusting
5	70665189	2	BAR, push



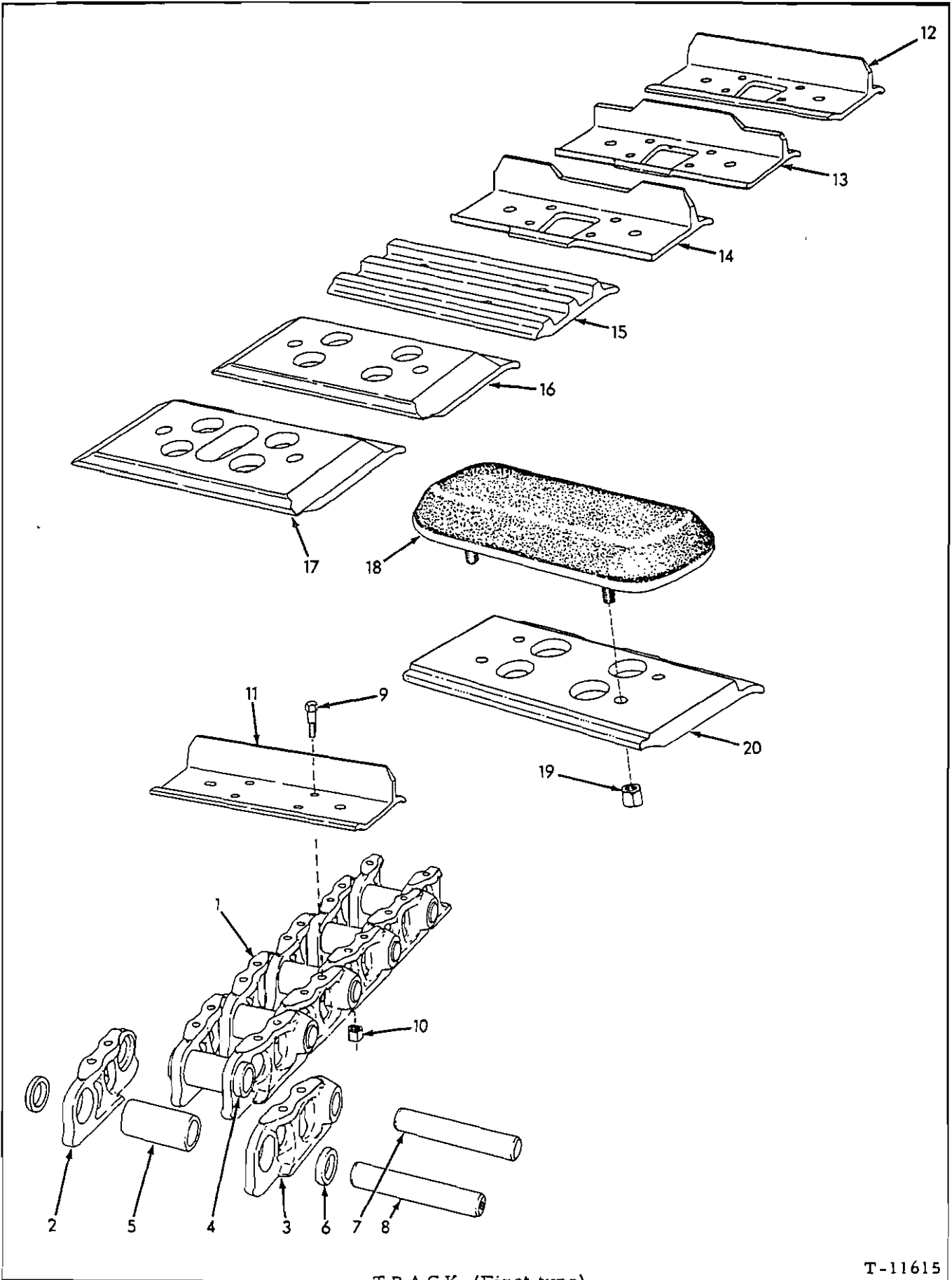
HYDRAULIC TRACK ADJUSTER (Second type)

USAGE: Special equipment. Effective August 1968.

*Early units. Piston has 7-5/8" bore-depth

**Late units. Piston 3-1/2" bore-depth

ITEM	PART NO.	QTY.	DESCRIPTION
		* **	
1	-----	2 -	YOKE ASSY. (Order 70666406 and Bar 70666370)
	70666406	- 2	YOKE ASSY. (Includes items 2 thru 10)
2	70666367	2 2	PLUG, yoke
3	70666407	2 2	FITTING, pressurizing
4	70628915	2 2	VALVE ASSY., check (Serviced only as a unit)
5	70914465	- 2	FITTING, pressurizing
6	70628931	2 2	SEAL, piston
7	70665133	2 2	RING, wear, adjusting piston
8	-----	2 -	PISTON, adjusting (Order 70666408 and Bar 70666370)
	70666408	- 2	PISTON, adjusting
9	70665134	2 2	RING, wear, release yoke
10	70624690	2 2	RING, snap
11	70665189	2 -	BAR, push (25-3/4" long)
	70666370	- 2	BAR, push (21-5/8" long)



TRACK (First type)

T-11615

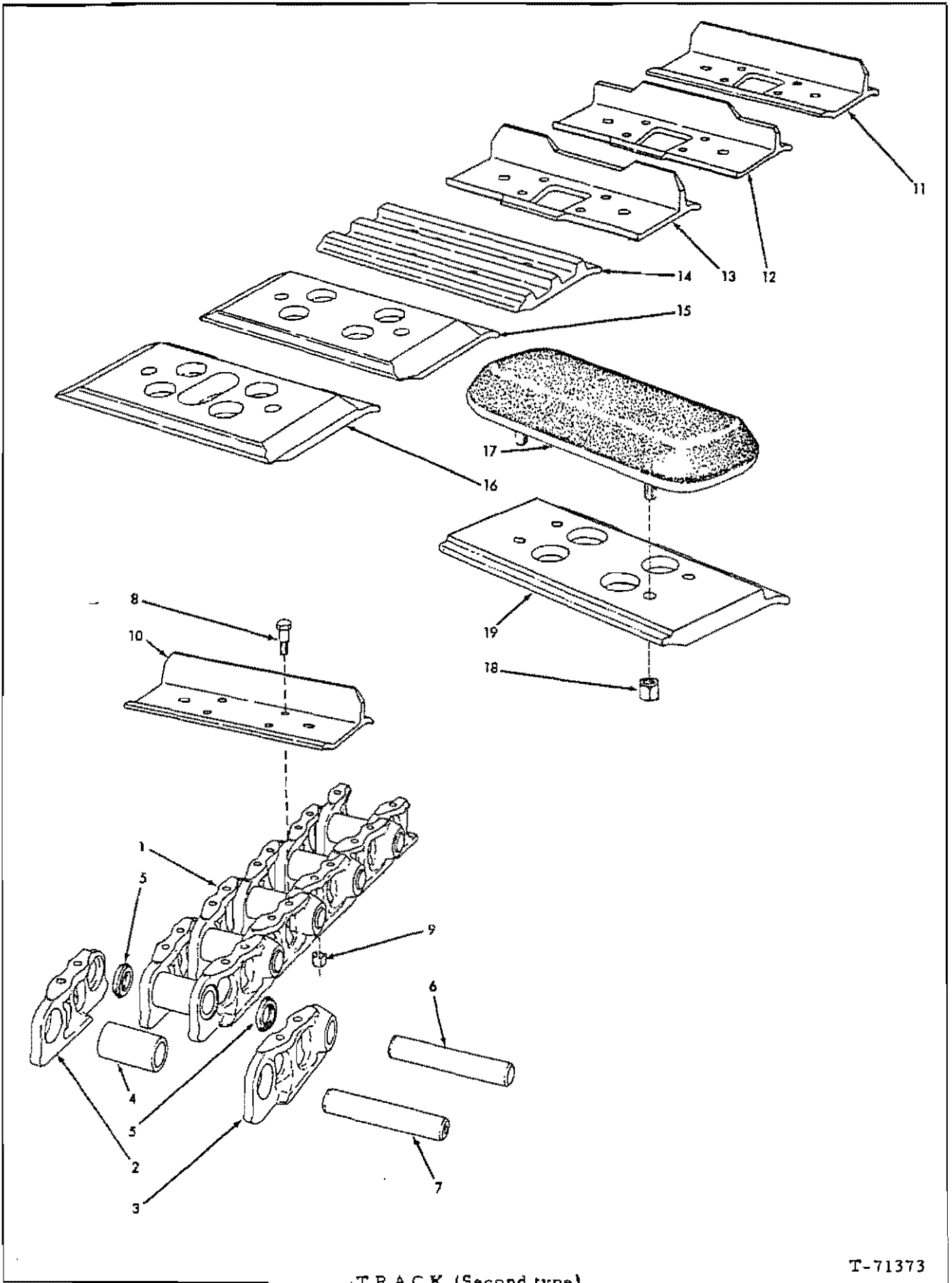
TRACK

USAGE: First type

ITEM	PART NO.	QTY.	DESCRIPTION
1	70087192	2	RAIL ASSEMBLY (Consists of items 2 thru 8)(Order RAIL 647030)
2	70078835	78	BAR, left
3	70078836	78	BAR, right
4	70086509	76	BUSHING (4-3/4" long)
5	70079617	2	BUSHING, master (4" long)
6	70086532	4	SPACER, master bushing
7	70079616	76	PIN
8	70621298	2	PIN, master
9	70644667	312	BOLT, track shoe (1/2"NF x 1-11/16") (For grouser shoes only)
	70644668	312	BOLT, track shoe (1/2"NF x 1-13/16") (For flat, semi-grouser and rubber-faced shoes)
10	70084971	312	NUT, track shoe bolt

TRACK SHOES

11	70051359	78	SHOE, grouser, 13"
	70054973	78	SHOE, grouser, heat treated, 13"
12	70055012	78	SHOE, grouser, cut-out, 13"
13	70099148	40	SHOE, grouser, snow and ice, single calk, cut-out, 13"
14	70099147	38	SHOE, grouser, snow and ice, double calk, cut-out, 13"
15	70098462	78	SHOE, semi-grouser, 13" (Standard equipment)
	70098175	78	SHOE, semi-grouser, cut-out, 13"
	70628191	39	SHOE, semi-grouser, left offset, 15"
	70628192	39	SHOE, semi-grouser, right offset, 15"
16	70064241	78	SHOE, flat, 13"
17	70064242	78	SHOE, flat, cut-out, 13"
18	70081966	78	PAD, rubber-faced, 13"
19	70038234	156	NUT, high, 1/2"NF
20	70080773	78	SHOE, adapting, rubber-faced pad



TRACK (Second type)

T-71373

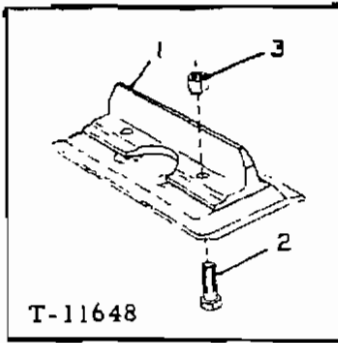
TRACK
(Sealed-type)

USAGE: Second type

ITEM	PART NO.	QTY.	DESCRIPTION
1	70647030	2	RAIL ASSEMBLY (Consists of items 2 thru 7)
2	70078835	78	BAR, left
3	70078836	78	BAR, right
4	70646013	78	BUSHING
5	70650515	156	SEAL
6	70079616	76	PIN
7	70621298	2	PIN, master
8	70644667	312	BOLT, track shoe (1/2"NF x 1-11/16")(For grouser shoes only)
	70644668	312	BOLT, track shoe (1/2"NF x 1-13/16")(For flat, semi-grouser and rubber-faced shoes)
9	70084971	312	NUT, track shoe bolt
9A	70651370	-	LUBRICANT, track pin, 1-gal. can (Not illustrated)

TRACK SHOES

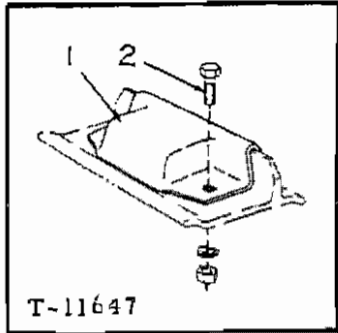
10	70051359	78	SHOE, grouser, 13"
	70054973	78	SHOE, grouser, heat treated, 13"
11	70055012	78	SHOE, grouser, cut-out, 13"
12	70099148	40	SHOE, grouser, snow and ice, single calk, cut-out, 13"
13	70099147	38	SHOE, grouser, snow and ice, double calk, cut-out, 13"
14	70098462	78	SHOE, semi-grouser, 13" (Standard equipment)
	70098175	78	SHOE, semi-grouser, cut-out, 13"
	70628191	39	SHOE, semi-grouser, left offset, 15"
	70628192	39	SHOE, semi-grouser, right offset, 15"
15	70064241	78	SHOE, flat, 13"
16	70064242	78	SHOE, flat, cut-out, 13"
17	70081966	78	PAD, rubber-faced, 13"
18	70038234	156	NUT, high, 1/2"NF
19	70080773	78	SHOE, adapting, rubber-faced pad



GROUSERS

USAGE: Special equipment. For flat and semi-grouser shoes. Quantities indicated are for one (1) track shoe only

ITEM	PART NO.	QTY.	DESCRIPTION
1	70064272	1	GROUSER, snow and ice, 11"
	70064273	1	GROUSER, snow and ice, 13"
2	70013465	2	CAPSCREW, 3/4"NF x 2-1/2"
3	70012767	2	NUT, high, 3/4"NF

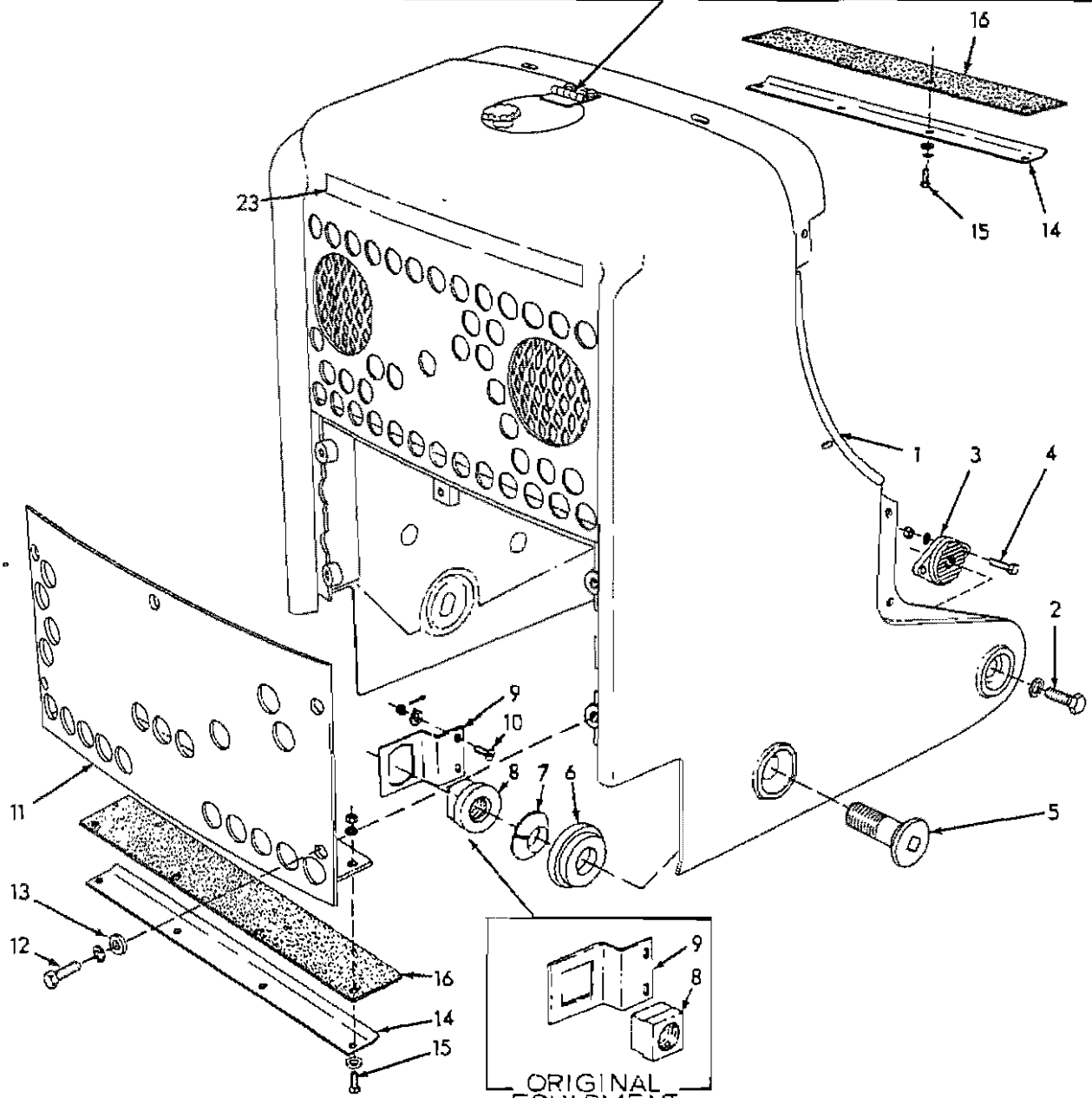
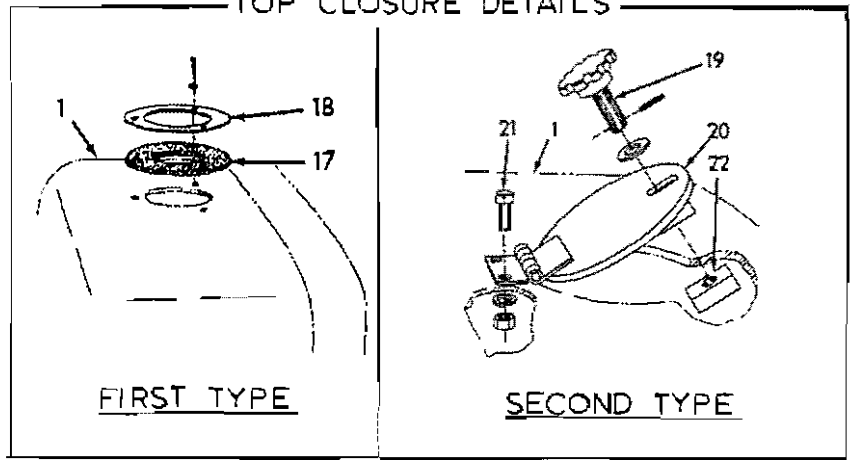


STREET PLATE

USAGE: Special equipment. For grouser track shoes. Quantities indicated are for one (1) track shoe only

1	70036245	1	PLATE, street
2	70035014	2	CAPSCREW, 5/8"NF x 1-1/2"
	70904209	2	LOCKWASHER, 5/8"
	70911044	2	NUT, 5/8"NF

TOP CLOSURE DETAILS



RADIATOR GUARD

T-24061

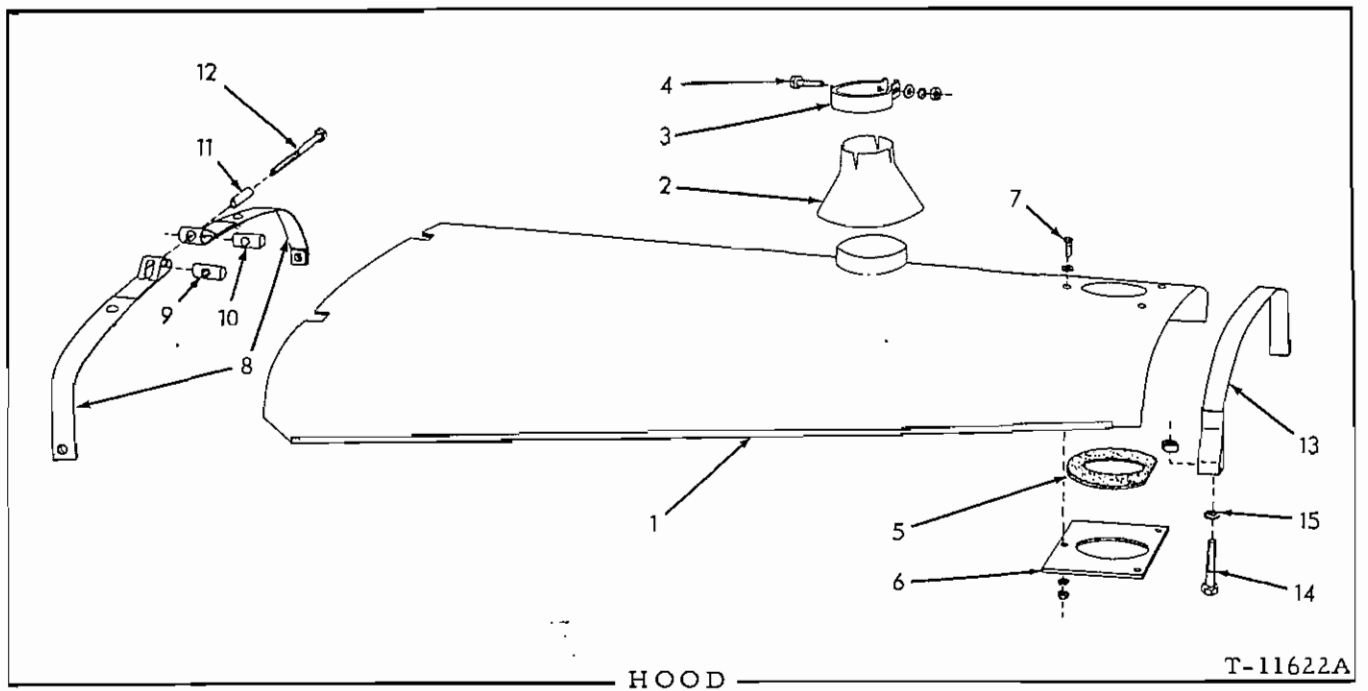
RADIATOR GUARD

ITEM	PART NO.	QTY.	DESCRIPTION
1	70090077	1	GUARD ASSY., radiator (Includes items 12 and 19 thru 22)(Used prior to tractor #11094)
	70097691	1	GUARD ASSY., radiator (Includes items 19 thru 22) (Effective with tractor #11094)
2	70916313	2	CAPSCREW, 3/4"NF x 2"
	70904369	2	LOCKWASHER, 3/4"
3	70089255	2	BLOCK, tapped, guard attaching
4	70035067	4	CAPSCREW, 1/2"NF x 2" (Used prior to tractor #4227)
	70916313	4	CAPSCREW, 1/2"NC x 1-3/4" (Effective with tractor #4227)
	70904208	4	LOCKWASHER, 1/2"
	70911028	4	NUT, 1/2"NC
5	70086835	2	CAPSCREW, guard attaching
6	70086836	2	SPACER, guard attaching capscREW
7	70086837	2	WASHER, cone, guard attaching capscREW
8	-----	2	NUT, guard attaching capscREW (square)(Original equipment. Order Nut 70631553 and Lock 70631554)
	70631553	2	NUT, guard attaching capscREW (Service replacement)
9	70089592	2	LOCK, guard attaching nut (Original equipment)(For square nut)(Loaders prior to #15185)
	70631554	2	LOCK, guard attaching nut (For use with service replacement Nut 70631553 only)(Loaders #15185 and up)
10	70091090	4	CAPSCREW, flat-socket-hd., 3/8"NF x 1-5/16"
	70900817	4	WASHER, plain, U.S. std., 3/8"
	70910863	4	NUT, slotted, 3/8"NF
	70900802	4	PIN, cotter, 3/32" x 1"
11	70086840	1	PLATE, front closure (Has round corners)(Used prior to July 1958)
	70096069	1	PLATE, front closure (Has square corners) (Effective July 1958)
12	70614478	5	CAPSCREW, 1/2"NF x 1-3/8" (Early units)
	70919230	5	CAPSCREW, 1/2"NC x 1-3/8" (Late units)
	70904208	5	LOCKWASHER, 1/2"
13	70064531	5	WASHER, plain
14	70092022	2	BAFFLE, air (If for tractors prior to #5931 also order item 16)
15	70916225	4	CAPSCREW, 3/8"NF x 1"
	70916271	4	CAPSCREW, 3/8"NC x 1"
	70911115	4	WASHER, plain, SAE std., 3/8"
	70904206	8	LOCKWASHER, 3/8"
	70911041	4	NUT, 3/8"NF
16	70092021	2	STRIP, sealing, air baffle (rubber)(Effective with tractor #5931)
			<u>NOTE:</u> Items 17 and 18 comprise the First Type closure used prior to loader serial No. 6883.
17	70087259	1	SEAL, radiator neck (rubber)
18	70087258	1	PLATE, radiator neck seal
	70916780	3	SCREW, thread-cutting, hex-hd., 1/4"NC x 3/4"
	70900816	3	WASHER, plain, U.S. std., 1/4"

(Continued)

RADIATOR GUARD (Continued)

ITEM	PART NO.	QTY.	DESCRIPTION
			<u>NOTE:</u> Items 19 thru 22 comprise the Hinged Type closure which became effective with tractor serial No. 6883.
19	70624487	1	KNOB, top closure plate
	70910244	1	WASHER, plain, SAE std., 1/2"
	70916202	1	PIN, roll, 1/8" x 7/8"
20	70091942	1	PLATE, top closure (Includes hinge)
21	70916269	2	CAPSCREW, 3/8"NC x 7/8"
	70904206	2	LOCKWASHER, 3/8"
	70911026	2	NUT, 3/8"NC
22	70624488	1	BLOCK, tapped
23	-----	1	DECAL (See PAINTING AND MARKING)

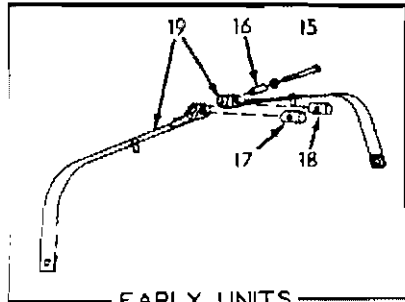


HOOD

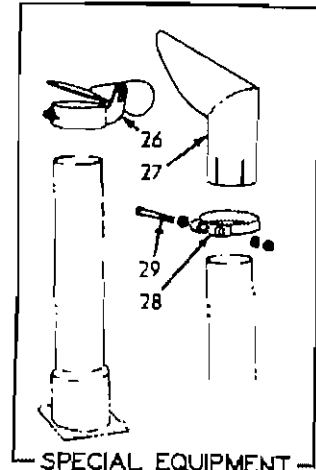
T-11622A

USAGE: Tractors prior to serial No. 11094.

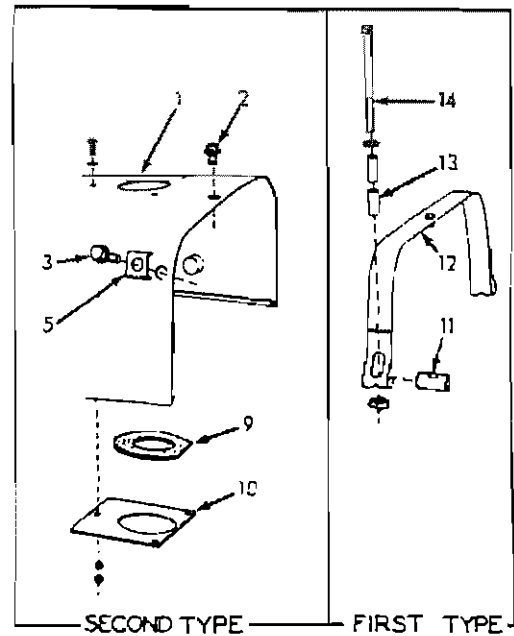
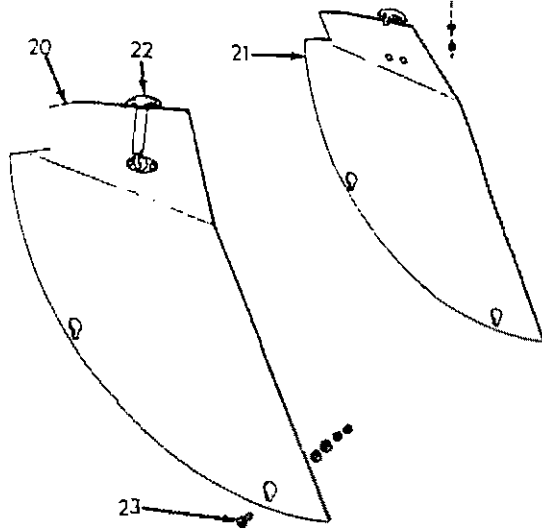
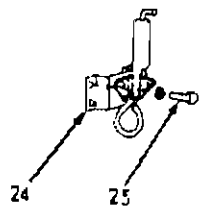
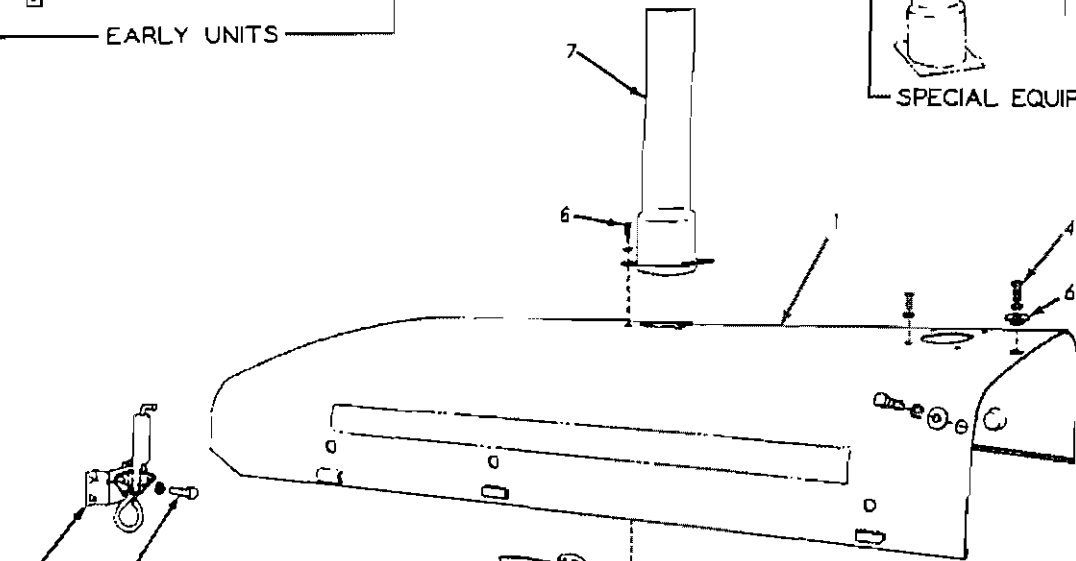
ITEM	PART NO.	QTY.	DESCRIPTION
1	70088195	1	HOOD, engine
2	70078717	1	SHIELD, dirt, exhaust pipe
3	70077247	1	CLAMP, exhaust pipe dirt shield
4	70203188	1	CAPSCREW, 3/8"NF x 1-1/2"
	70900817	1	WASHER, plain, U.S. std., 3/8"
	70904206	1	LOCKWASHER, 3/8"
	70911041	1	NUT, 3/8"NF
5	70088365	1	SEAL, air stack (rubber)
6	70088366	1	PLATE, air stack seal retaining
7	70034964	3	CAPSCREW, 1/4"NC x 3/4"
	70900816	3	WASHER, plain, U.S. std., 1/4"
	70904204	3	LOCKWASHER, 1/4"
	70911024	3	NUT, 1/4"NC
8	{ 70086849	2	STRAP, front (Standard)
	{ 70089929	2	STRAP, front (Special. Used with air pre-cleaner extension)
9	70050734	1	PIN, front strap (threaded hole)
10	70050735	1	PIN, front strap (plain hole)
11	70053667	1	SPACER, front strap cap screw
12	70086238	1	CAPSCREW, front strap
13	{ 70085628	1	STRAP, rear (Standard)
	{ 70087233	1	STRAP, rear (Special. Used with air pre-cleaner extension)
14	70088559	2	CAPSCREW, 3/8"NC x 3"
15	70044973	2	WASHER, plain
	70900405	2	NUT, square, 3/8"NC



EARLY UNITS



SPECIAL EQUIPMENT



HOOD

HOOD

* Tractors prior to serial No. 15791
 ** Tractors serial No. 15791 thru No. 16538
 *** Tractors serial No. 16539 and up

ITEM	PART NO.	QUANTITY			DESCRIPTION
		*	**	***	
<u>NOTE:</u> Also see AIR PRE-CLEANER EXTENSION for special hoods					
1	70634455	1	1	-	HOOD, engine (Used with "United" oil-bath air cleaner only)
	70654296	-	1	1	HOOD, engine (Used with "Donaldson" oil-bath cleaner only)
	70628586	1	-	-	HOOD, engine (Used with dry-type air cleaner only) (Order 70634410)
	70634410	-	1	-	HOOD, engine (Used with dry-type air cleaner only)
	70639064	-	-	1	HOOD, engine (Used with dry-type air cleaner only)
2	70624418	-	1	-	CAPSCREW, Nylok, 1/2"NF x 3/4"
3	70623820	-	2	-	CAPSCREW, Nylok, 1/2"NF x 1"
4	70913249	-	-	3	CAPSCREW, 1/2"NF x 1-1/4"
	70904208	-	-	3	LOCKWASHER, 1/2"
5	70624416	-	2	-	CLIP, hood retaining
6	70633594	-	-	3	WASHER, shoulder, hood retaining
7	70097620	1	1	1	TUBE, exhaust extension
8	70915809	4	4	4	CAPSCREW, 5/16"NC x 3/4"
	70910335	4	4	4	WASHER, plain, SAE std., 5/16"
	70904205	4	4	4	LOCKWASHER, 5/16"
	70911025	4	4	4	NUT, 5/16"NF
9	70088365	1	1	1	SEAL, air stack (rubber)(Used with oil-bath air cleaner only)
10	70088366	1	1	1	PLATE, air stack seal retaining (Used with oil-bath air cleaner only)
	70912789	3	3	3	CAPSCREW, 1/4"NF x 3/4"
	70911114	3	3	3	WASHER, plain, SAE std., 1/4"
	70904204	3	3	3	LOCKWASHER, 1/4"
	70911040	3	3	3	NUT, 1/4"NC
11	70050735	2	-	-	PIN, rear strap (plain hole)
12	70098017	1	-	-	STRAP, rear
13	70053667	4	-	-	SPACER, rear strap capscrew
14	70053668	2	-	-	CAPSCREW, rear strap (3/8"NC x 5")
	70911115	2	-	-	WASHER, plain, SAE std., 3/8"
	70900405	2	-	-	NUT, square, 3/8"NC
15	70086238	1	1	-	CAPSCREW, front strap
	70911115	1	1	-	WASHER, plain, SAE std., 3/8"
16	70053667	1	1	-	SPACER, front strap capscrew
17	70050734	1	1	-	PIN, front strap (threaded hole)
18	70050735	1	1	-	PIN, front strap (plain hole)

(Continued)

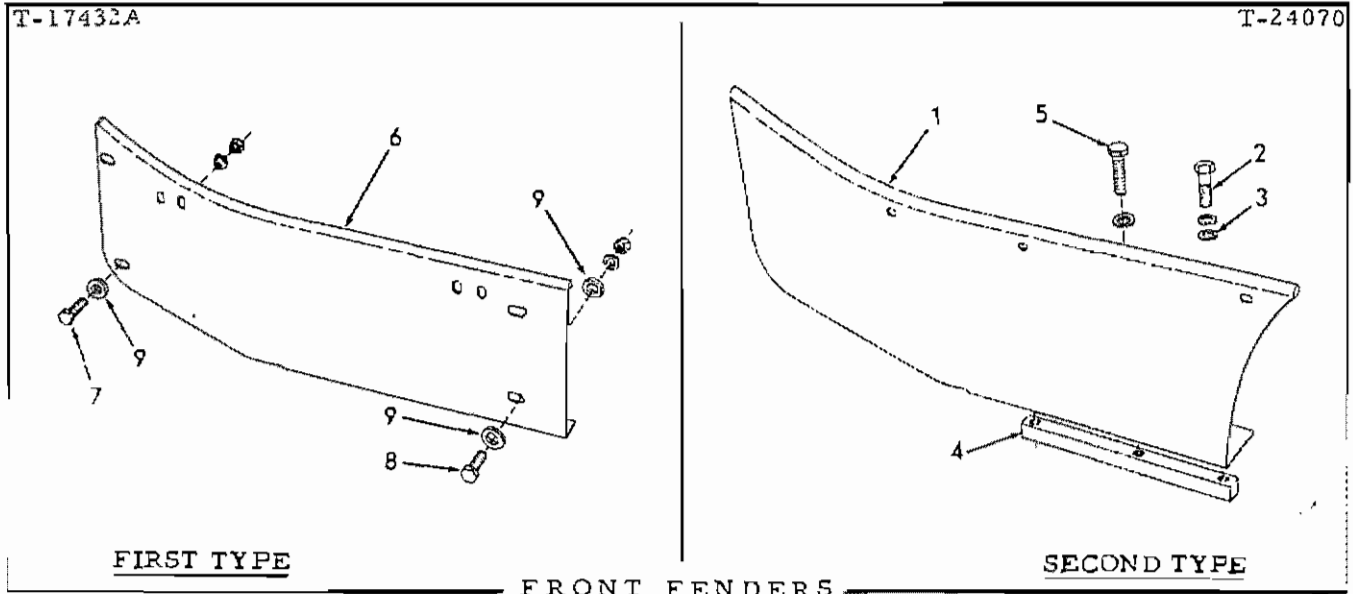
HOOD (Continued)

ITEM	PART NO.	QUANTITY			DESCRIPTION
		*	**	***	
19	70086849	2	2	-	STRAP, front
20	70098453	1	1	1	PLATE ASSEMBLY, front closure, left side (Includes item 22)
21	70098454	1	1	1	PLATE ASSEMBLY, front closure, right side (Includes item 22)
22	70098029	2	2	2	CATCH, closure plate
	70900759	4	4	4	RIVET, fl-hd., 1/4" x 1/2"
23	70097760	4	4	4	SCREW, closure plate attachment
	70910335	8	8	8	WASHER, plain, SAE std., 5/16"
	70904205	4	4	4	LOCKWASHER, 5/16"
	70913636	4	4	4	NUT, 5/16"NF
24	70624426	-	-	2	FASTENER ASSEMBLY, engine hood (Serviced only as a unit)
25	70916382	-	-	8	CAPSCREW, 3/8"NF x 7/8"
	70904206	-	-	8	LOCKWASHER, 3/8"

NOTE: The following items are Special Equipment

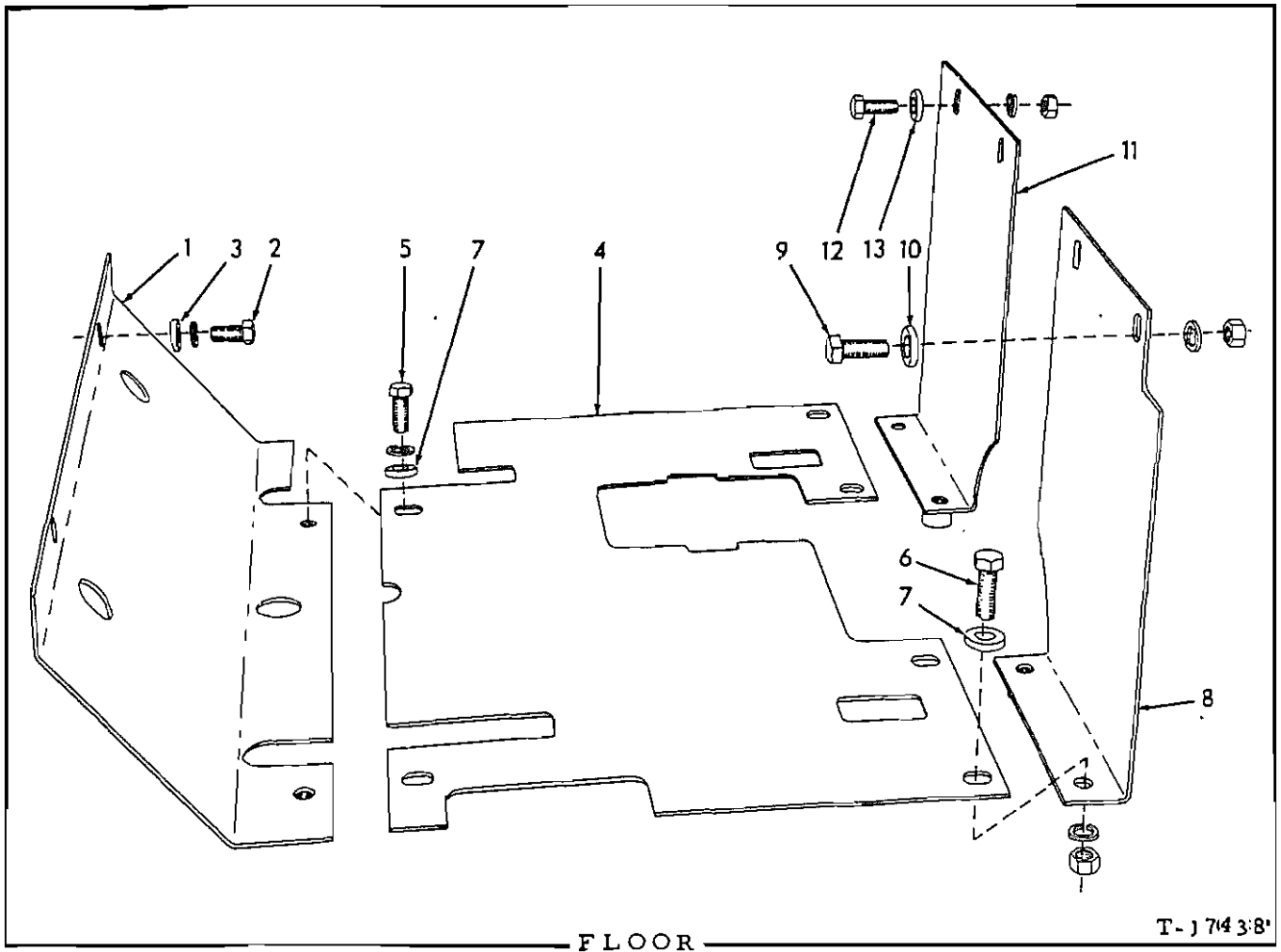
26	70085088	1	1	1	RAINCAP, exhaust pipe
27	70085280	1	1	1	SHIELD, rain, exhaust pipe
28	70084887	1	1	1	CLAMP, rain shield
29	70053619	1	1	1	CAPSCREW, 3/8"NF x 3-3/4"
	70911115	2	2	2	WASHER, plain, SAE std., 3/8"
	70911041	1	1	1	NUT, 3/8"NF

NOTE: See PAINTING AND MARKING for decals applied to hood



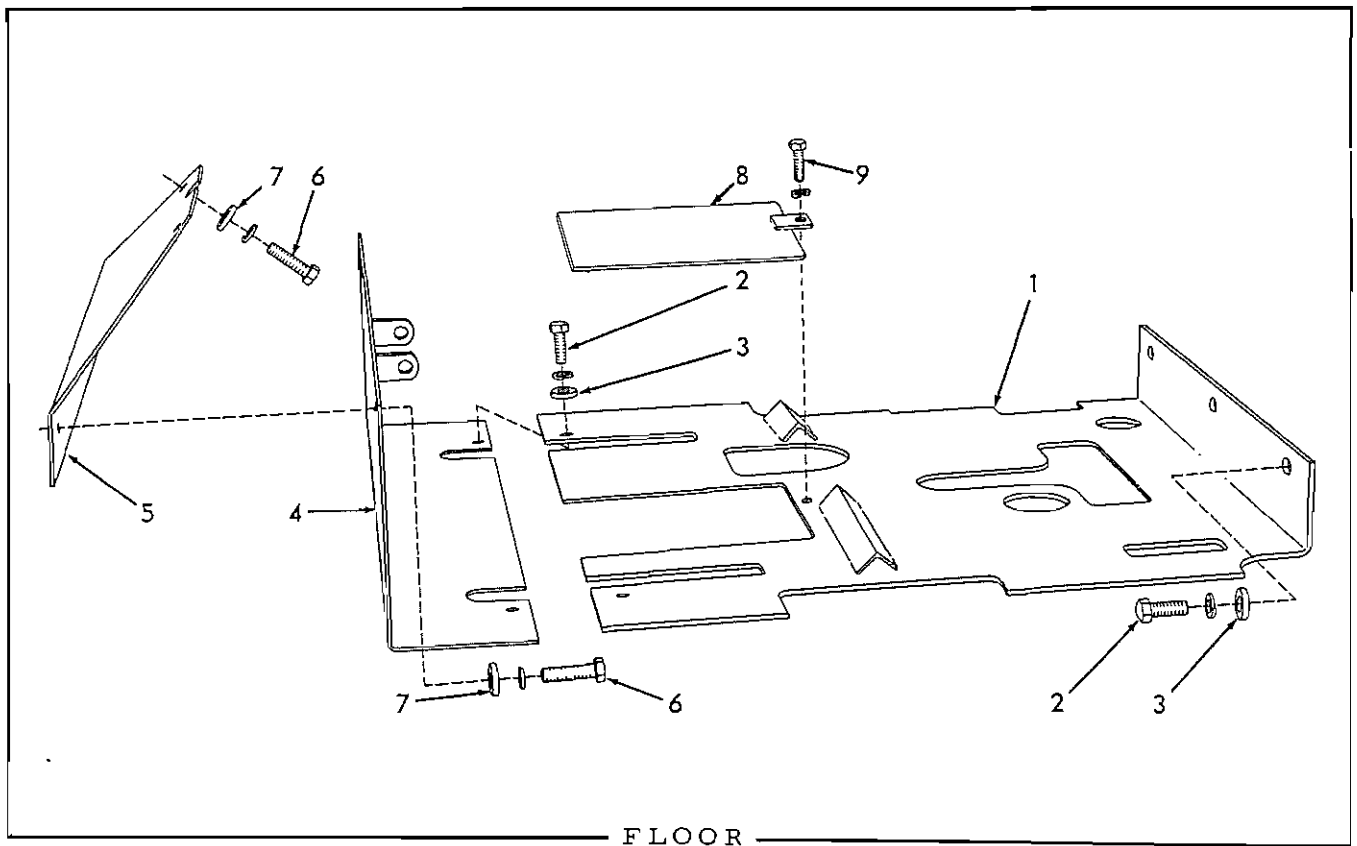
* Used prior to tractor serial No. 11094.
 ** Effective with tractor serial No. 11094.

ITEM	PART NO.	QTY.		DESCRIPTION
		*	**	
1	70642045	-	1	FENDER, left side
	70642046	-	1	FENDER, right side
2	70035067	-	4	CAPSCREW, 1/2"NF x 2"
	70904208	-	4	LOCKWASHER, 1/2"
3	70064531	-	4	WASHER, plain
4	70098018	-	2	BLOCK, tapped, fender attaching capscrews
5	70927522	-	2	CAPSCREW, 1/2"NF x 1-3/4"
	70904208	-	2	LOCKWASHER, 1/2"
6	70087323	1	-	FENDER, left side
	70087324	1	-	FENDER, right side
7	70035018	6	-	CAPSCREW, 1/2"NF x 1-1/2"
8	70035018	1	-	CAPSCREW, 1/2"NF x 1-1/2" (left side)
	70927522	1	-	CAPSCREW, 1/2"NF x 1-3/4" (right side)
9	70064531	12	-	WASHER, plain
	70904208	8	-	LOCKWASHER, 1/2"
	70911043	8	-	NUT, 1/2"NF



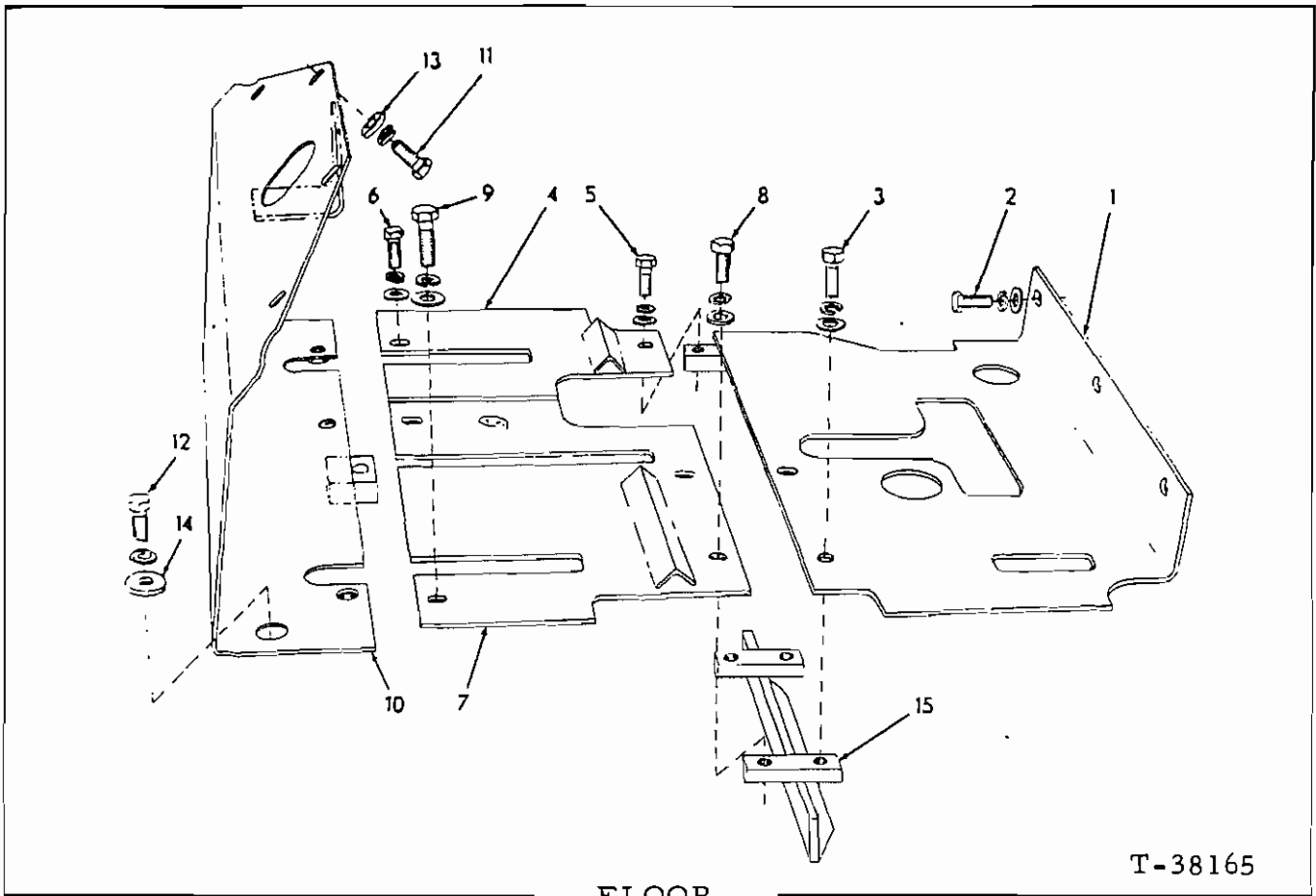
USAGE: Tractors prior to serial No. 11094.

ITEM	PART NO.	QTY.	DESCRIPTION
1	70087298	1	PLATE, floor, front
2	70035221	2	CAPSCREW, 1/2"NC x 1"
	70904208	2	LOCKWASHER, 1/2"
3	70064531	2	WASHER, plain
4	70087296	1	PLATE, floor, rear
5	70035733	4	CAPSCREW, 1/2"NC x 1-3/8"
6	70035018	2	CAPSCREW, 1/2"NF x 1-1/2"
7	70064531	6	WASHER, plain
	70904208	6	LOCKWASHER, 1/2"
	70911043	2	NUT, 1/2"NF
8	70092545	1	PLATE, rear floor plate supporting, left
9	70070469	2	CAPSCREW, 1/2"NF x 1-1/4"
10	70064531	2	WASHER, plain
	70904208	2	LOCKWASHER, 1/2"
	70911043	2	NUT, 1/2"NF
11	70092547	1	PLATE, rear floor plate supporting, right
12	70070469	2	CAPSCREW, 1/2"NF x 1-1/4"
13	70064531	2	WASHER, plain
	70904208	2	LOCKWASHER, 1/2"
	70911043	2	NUT, 1/2"NF



USAGE: Loaders serial No. 11094 thru 15790

ITEM	PART NO.	QTY.	DESCRIPTION
1	70633069	1	PLATE, floor (If for tractors prior to #15526 also order items 8 and 9)
2	70035733	5	CAPSCREW, 1/2"NC x 1-3/8"
	70904208	5	LOCKWASHER, 1/2"
3	70064531	5	WASHER, plain
4	70097821	1	PLATE, floor supporting
5	70097968	1	PLATE, closure, clutch removal
6	70035236	4	CAPSCREW, 1/2"NC x 1-3/4"
	70904208	4	LOCKWASHER, 1/2"
7	70064531	4	WASHER, plain
8	70633058	1	PLATE, access, U-joint and oil clutch filter (Effective with tractor #15526)
9	70035733	1	CAPSCREW, 1/2"NC x 1-3/8"
	70904208	1	LOCKWASHER, 1/2"

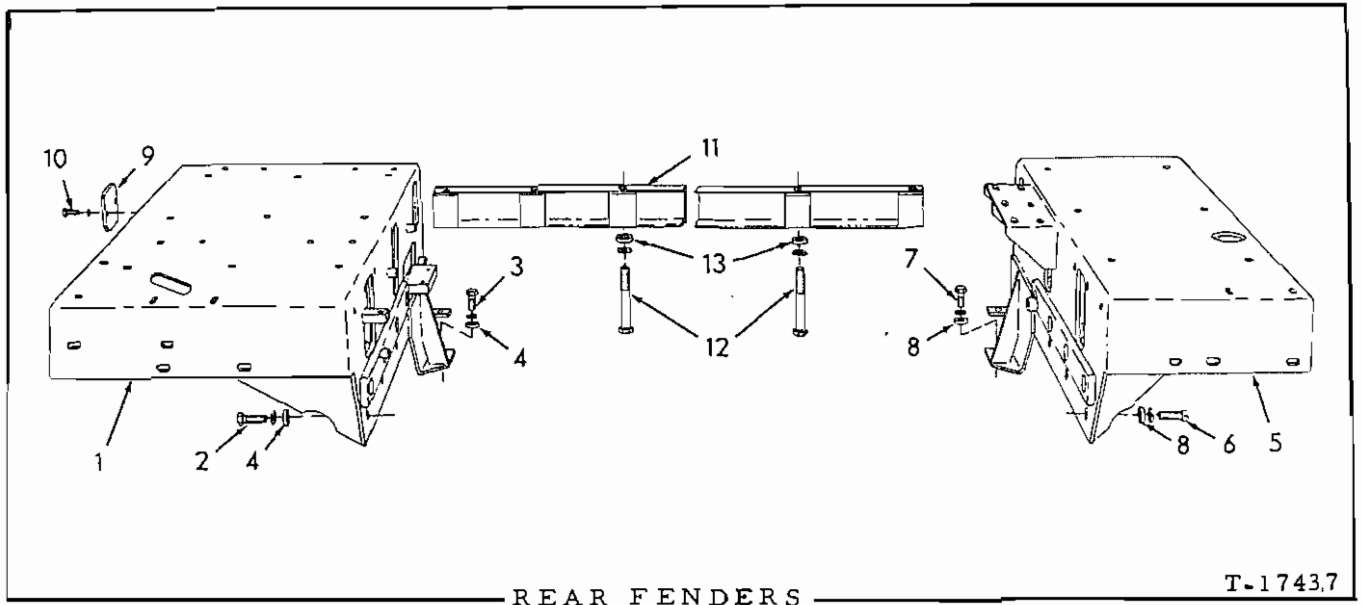


FLOOR

T-38165

USAGE: Tractors serial No. 15791 and up

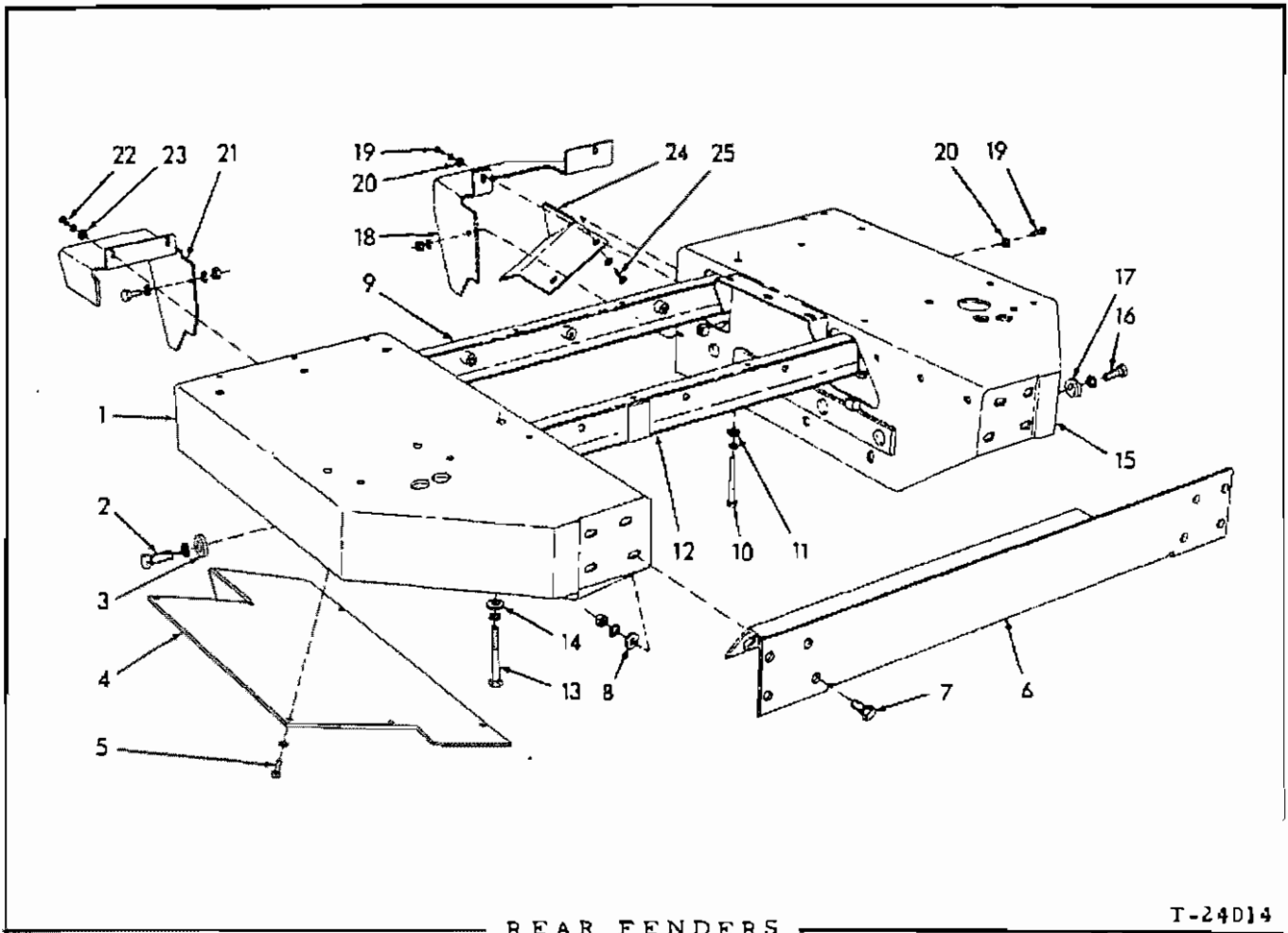
ITEM	PART NO.	QTY.	DESCRIPTION
1	70634392	1	PLATE, floor, rear section
2	70919230	3	CAPSCREW, 1/2"NC x 1-3/8"
3	70918683	2	CAPSCREW, 1/2"NC x 1-1/8"
	70904208	5	LOCKWASHER, 1/2"
	70064531	5	WASHER, plain
4	70644031	1	PLATE, floor, front section, right side
5	70916311	1	CAPSCREW, 1/2"NC x 1-1/4"
6	70915987	1	CAPSCREW, 1/2"NC x 1-1/2"
	70904208	2	LOCKWASHER, 1/2"
	70064531	2	WASHER, plain
7	70644029	1	PLATE, floor, front section, left side
8	70918683	2	CAPSCREW, 1/2"NC x 1-1/8"
9	70915987	2	CAPSCREW, 1/2"NC x 1-1/2"
	70904208	4	LOCKWASHER, 1/2"
	70064531	4	WASHER, plain
10	70634537	1	PLATE, floor supporting (Loaders prior to unit #22423)
	70670249	1	PLATE, floor supporting (Loaders unit #22423 and up)
11	70918683	4	CAPSCREW, 1/2"NC x 1-1/8"
12	70916311	2	CAPSCREW, 1/2"NC x 1-1/4"
	70904208	6	LOCKWASHER, 1/2"
13	70064531	4	WASHER, plain
14	70633594	2	WASHER, shouldered
15	70634502	1	PLATE, floor supporting



USAGE: Tractors prior to serial No. 11094.

ITEM PART NO. QTY. DESCRIPTION

1	70648353	1	FENDER, left
2	70915987	3	CAPSCREW, 1/2"NC x 1-1/2"
3	70035067	1	CAPSCREW, 1/2"NF x 2" (Used prior to tractor #8742)
	70035018	1	CAPSCREW, 1/2"NF x 1-1/2" (Effective with tractor #8742)
4	70064531	4	WASHER, plain
	70904208	4	LOCKWASHER, 1/2"
	70911043	1	NUT, 1/2"NF (Used prior to tractor #8742)
5	70092518	1	FENDER, right
6	70915987	3	CAPSCREW, 1/2"NC x 1-1/2"
7	70035067	1	CAPSCREW, 1/2"NF x 2" (Used prior to tractor #8742)
	70035018	1	CAPSCREW, 1/2"NF x 1-1/2" (Effective with tractor #8742)
8	70064531	4	WASHER, plain
	70904208	4	LOCKWASHER, 1/2"
	70911043	1	NUT, 1/2"NF (Used prior to tractor #8742)
9	70087265	3	COVER, left fender access holes
10	70035439	6	CAPSCREW, 3/8"NC x 1"
	70904206	6	LOCKWASHER, 3/8"
11	70089905	3	CHANNEL, fender bracing
12	70057517	15	CAPSCREW, 1/2"NF x 4"
	70904208	15	LOCKWASHER, 1/2"
13	70064531	15	WASHER, plain



REAR FENDERS

T-24014

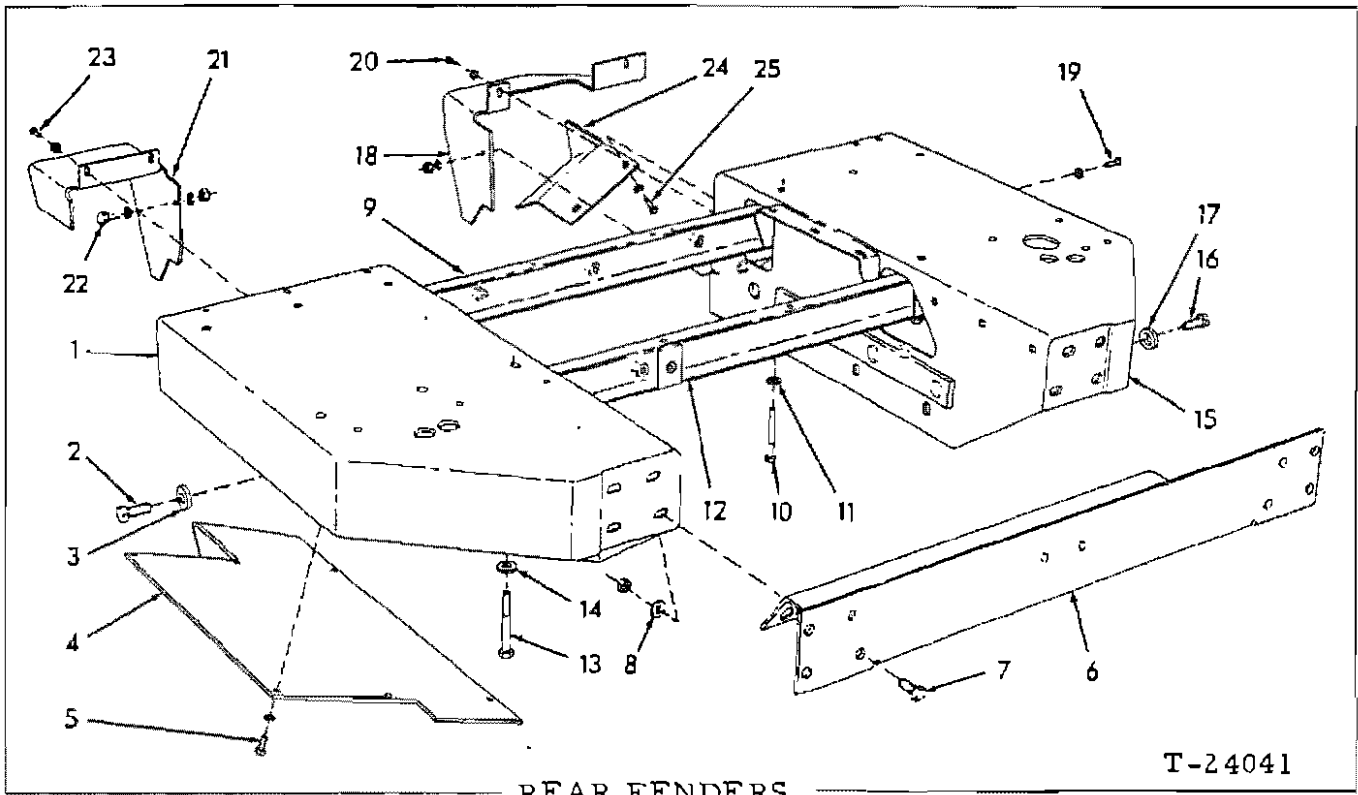
USAGE: Loaders serial No. 11094 thru 13320

ITEM	PART NO.	QTY.	DESCRIPTION
1	70648451	1	FENDER, left
2	70648715	3	CAPSCREW, Nylok, 5/8"NC x 1-5/8"
	70904209	3	LOCKWASHER, 5/8"
3	70064810	3	WASHER, plain
4	70097939	1	PLATE, cover, left fender
5	70035167	6	CAPSCREW, 3/8"NF x 7/8"
	70904206	6	LOCKWASHER, 3/8"
6	70648455	1	GUARD, rear (Standard equipment)
	70098534	1	GUARD, rear (Special. For use with Odometer)
7	70035018	8	CAPSCREW, 1/2"NF x 1-1/2"
8	70064531	8	WASHER, plain
	70904208	8	LOCKWASHER, 1/2"
	70911043	8	NUT, 1/2"NF
9	70097715	1	CHANNEL, fender bracing, front
10	70057517	6	CAPSCREW, 1/2"NF x 4"
	70904208	6	LOCKWASHER, 1/2"
11	70064531	6	WASHER, plain

(Continued)

REAR FENDERS (Continued)

ITEM	PART NO.	QTY.	DESCRIPTION
12	70648437	1	CHANNEL, fender bracing, rear
13	70057517	6	CAPSCREW, 1/2"NF x 4"
	70904208	6	LOCKWASHER, 1/2"
14	70064531	6	WASHER, plain
15	70648452	1	FENDER, right
16	70648715	3	CAPSCREW, Nylok, 5/8"NC x 1-5/8"
	70904209	3	LOCKWASHER, 5/8"
17	70064810	3	WASHER, plain
18	70098015	1	COVER, right side
19	70036039	3	CAPSCREW, 3/8"NF x 1-3/8"
	70904206	3	LOCKWASHER, 3/8"
20	70044973	3	WASHER, plain
	70911041	1	NUT, 3/8"NF
21	70097946	1	COVER, left side
22	70036039	3	CAPSCREW, 3/8"NF x 1-3/8"
	70904206	3	LOCKWASHER, 3/8"
23	70044973	3	WASHER, plain
	70911041	1	NUT, 3/8"NF
24	70099419	1	GUARD, cylinder hose
25	70035336	2	CAPSCREW, 3/8"NF x 1-3/4"
	70904206	2	LOCKWASHER, 3/8"



REAR FENDERS

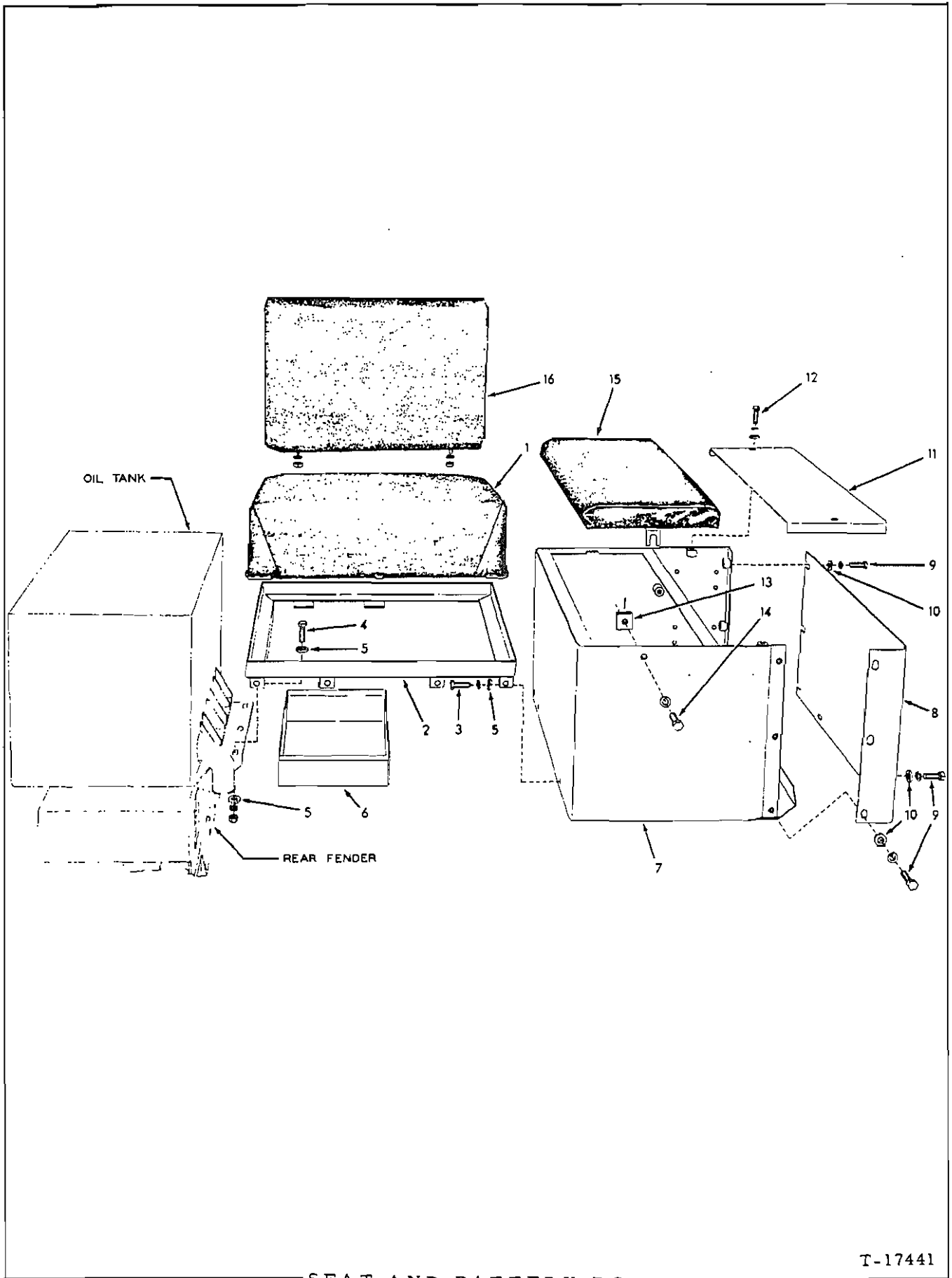
USAGE: Loaders serial No. 13322 and up

ITEM	PART NO.	QTY.	DESCRIPTION
1	70648451	1	FENDER, left (Loaders #13322 thru 24513)
	70685176	1	FENDER, left (Loaders #24514 and up)
2	70927519	3	CAPSCREW, Nylok, 5/8"NC x 1-1/2"
3	70677010	3	WASHER, plain
4	70097939	1	PLATE, cover, left fender
5	70923276	6	CAPSCREW, 3/8"NF x 1"
	70910287	6	LOCKWASHER, 3/8"
6	70648455	1	GUARD, rear (Standard equipment)
	70098534	1	GUARD, rear (Special. For use with Odometer)
7	70920574	8	CAPSCREW, 1/2"NC x 1-1/2"
8	70677008	8	WASHER, plain
	70911028	8	NUT, 1/2"NC
9	70648449	1	CHANNEL, fender bracing, front
10	70929036	6	CAPSCREW, 1/2"NF x 4"
11	70677008	6	WASHER, plain
12	70648437	1	CHANNEL, fender bracing, rear
13	70929036	6	CAPSCREW, 1/2"NF x 4"
14	70677008	6	WASHER, plain
15	70648452	1	FENDER, right (Loaders prior to unit #24514)
	70685177	1	FENDER, right (Loaders unit #24514 and up)
16	70927519	3	CAPSCREW, Nylok, 5/8"NC x 1-1/2"
17	70677010	3	WASHER, plain

(Continued)

REAR FENDERS (Continued)

ITEM	PART NO.	QTY.	DESCRIPTION
18	70098015	1	COVER, right side
19	70927157	1	CAPSCREW, 3/8"NC x 1-3/8"
	70677006	1	WASHER, plain
	70910287	1	LOCKWASHER, 3/8"
	70911026	1	NUT, 3/8"NC
20	70036039	2	CAPSCREW, 3/8"NF x 1-3/8" (Early units)
	70927157	2	CAPSCREW, 3/8"NC x 1-3/8" (Late units)
	70677006	2	WASHER, plain
21	70097946	1	COVER, left side
22	70927157	1	CAPSCREW, 3/8"NC x 1-3/8"
	70677006	1	WASHER, plain
	70910287	1	LOCKWASHER, 3/8"
	70911026	1	NUT, 3/8"NC
23	70036039	2	CAPSCREW, 3/8"NF x 1-3/8" (Early units)
	70927157	2	CAPSCREW, 3/8"NC x 1-3/8" (Late units)
	70677006	2	WASHER, plain
24	70099419	1	GUARD, cylinder hose
25	70035336	2	CAPSCREW, 3/8"NF x 1-3/4" (Early units)
	70927157	2	CAPSCREW, 3/8"NC x 1-3/8" (Late units)
	70910287	2	LOCKWASHER, 3/8"



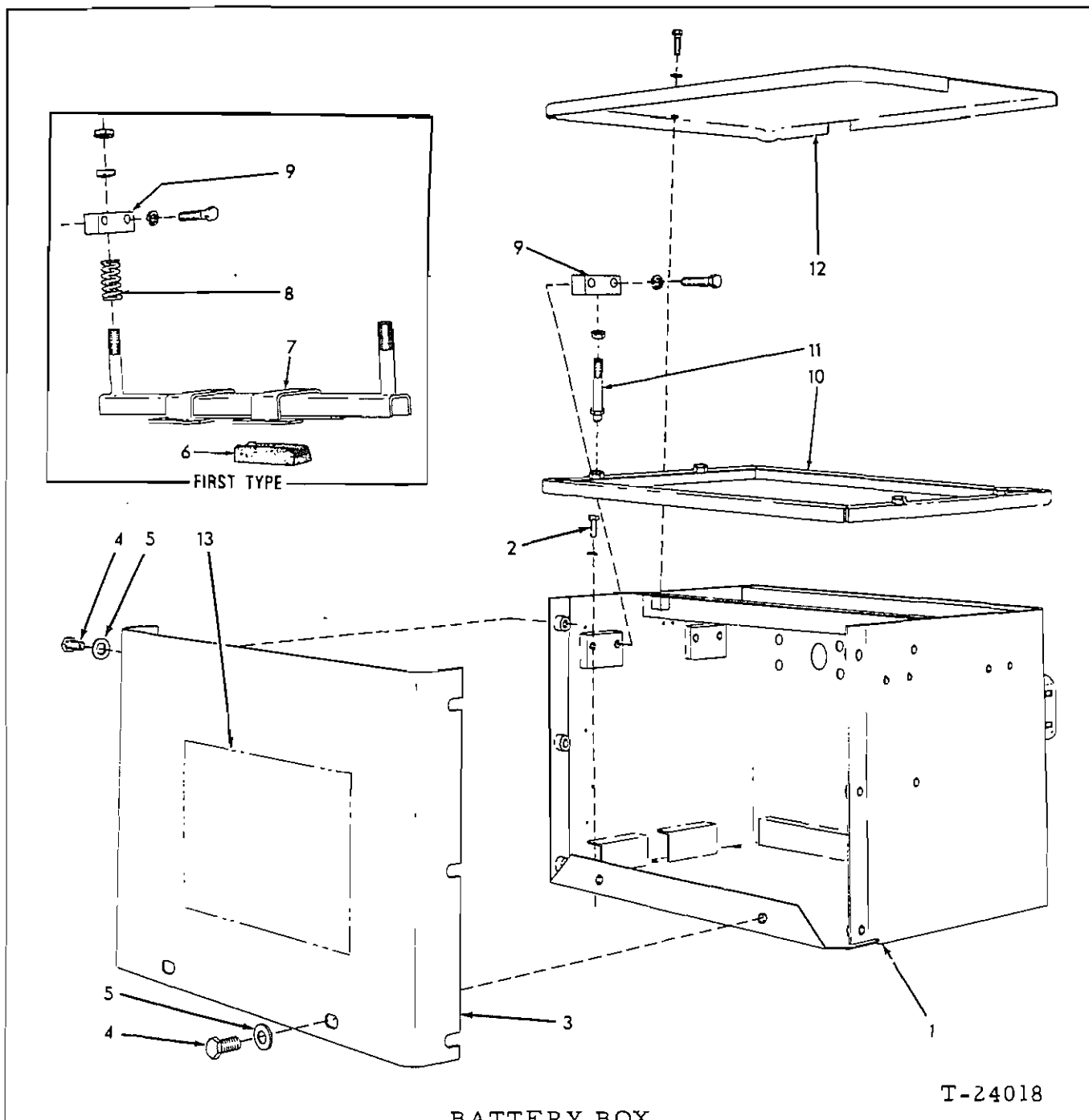
SEAT AND BATTERY BOX

T-17441

SEAT AND BATTERY BOX

USAGE: Tractors prior to serial No. 11094.

ITEM	PART NO.	QTY.	DESCRIPTION
1	70695111	1	CUSHION, seat
2	70087191	1	SUPPORT, seat cushion
3	70035018	2	CAPSCREW, 1/2"NF x 1-1/2"
4	70035018	3	CAPSCREW, 1/2"NF x 1-1/2"
5	70064531	8	WASHER, plain
	70904208	5	LOCKWASHER, 1/2"
	70911043	3	NUT, 1/2"NF
6	70093004	1	BOX, tool
7	70647093	1	BOX, battery (See page 332 for listing of Second type)
8	70087267	1	COVER, battery box side
9	70035018	8	CAPSCREW, 1/2"NF x 1-1/2"
	70904208	8	LOCKWASHER, 1/2"
10	70064531	8	WASHER, plain
11	70089336	1	COVER, battery box top
12	70035018	2	CAPSCREW, 1/2"NF x 1-1/2"
	70904208	2	LOCKWASHER, 1/2"
	70900818	2	WASHER, plain, U.S. std., 1/2"
13	70050551	1	BLOCK, arm rest cushion retaining
14	70050510	1	CAPSCREW (1/2"NF x 1-1/2", drilled end)
	70904208	1	LOCKWASHER, 1/2"
	70900802	1	PIN, cotter, 3/32" x 1"
15	70083263	1	CUSHION, arm rest
16	70084315	1	CUSHION, back (Includes NUTS indented below)
	70910244	2	WASHER, plain, SAE std., 1/2"
	70911028	2	NUT, 1/2"NC



*Loaders prior to unit #21640
 **Loaders unit #21640 and up

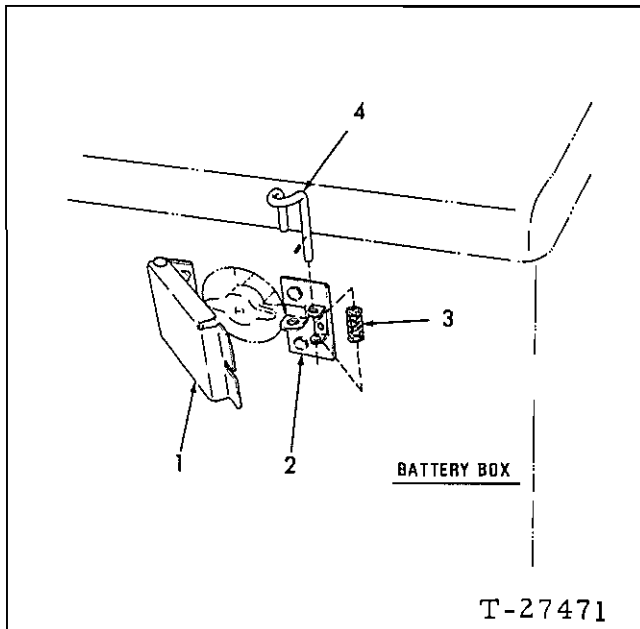
ITEM	PART NO.	QTY.	DESCRIPTION
		* **	
1	70648537	1 1	BOX, battery
2	70012992	6 6	CAPSCREW, 3/8"NF x 1-1/4" (Early units)
	70916272	6 6	CAPSCREW, 3/8"NC x 1-1/4" (Late units)
	70904206	6 6	LOCKWASHER, 3/8"

(Continued)

BATTERY BOX (Continued)

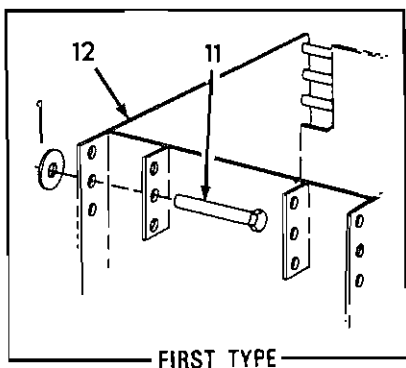
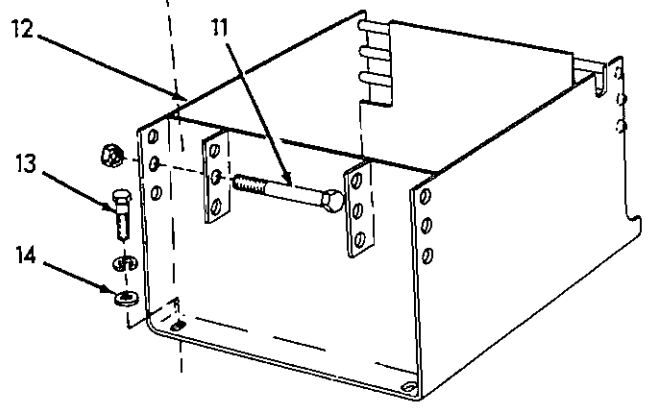
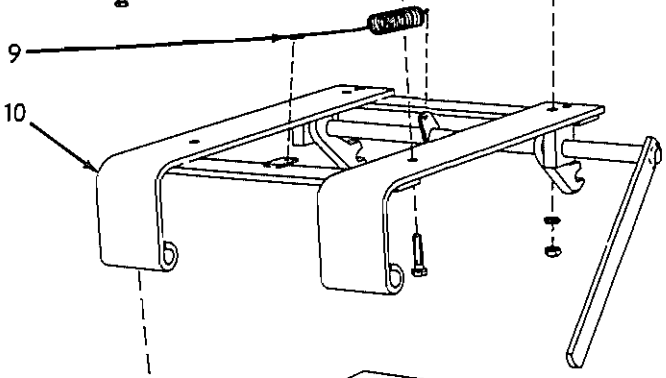
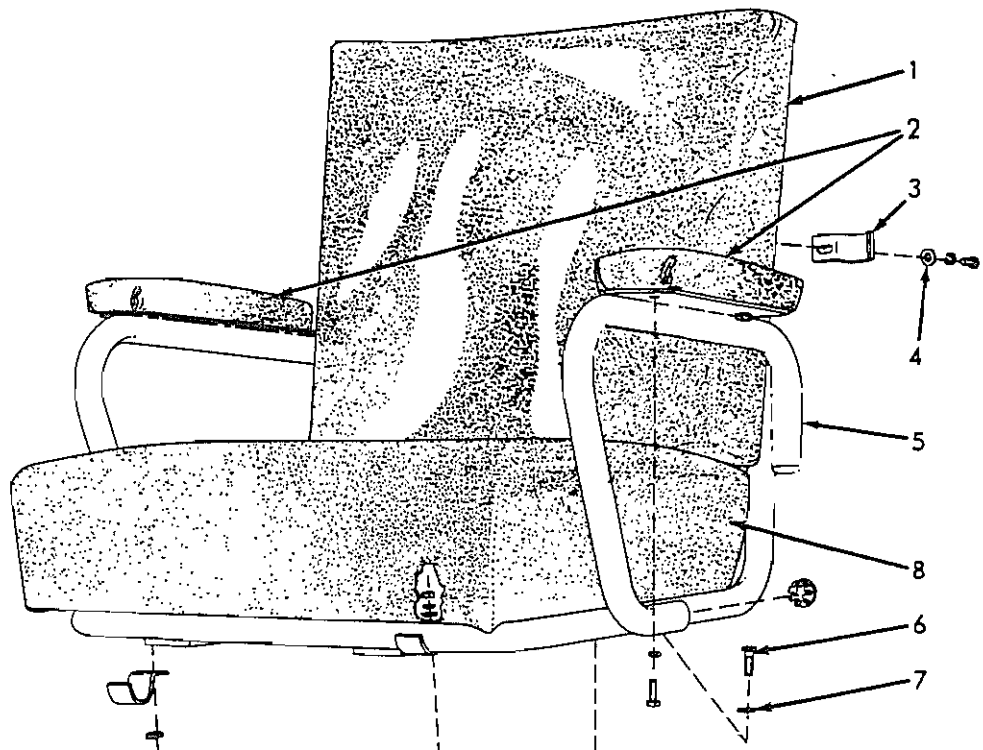
ITEM	PART NO.	QTY.	DESCRIPTION
		# #	
3	70097604	1 1	COVER, battery box, side
4	70070467	8 8	CAPSCREW, 1/2"NF x 1" (Early units)
	70916310	8 8	CAPSCREW, 1/2"NC x 1" (Late units)
5	70064531	8 8	WASHER, plain
6	70052791	8 -	BLOCK, rubber, battery hold-down
7	70620161	2 -	HOLD-DOWN, battery
	70910847	8 -	NUT, jam, 3/4"NF
8	70081404	4 -	SPRING, battery hold-down
9	70097982	4 -	BLOCK, battery hold-down
	70035067	8 -	CAPSCREW, 1/2"NF x 2"
	70904208	8 -	LOCKWASHER, 1/2"
	70663792	- 4	BLOCK, battery hold-down
	70916028	- 4	CAPSCREW, 1/2"NF x 1-3/4"
	70904208	- 8	LOCKWASHER, 1/2"
10	70663741	- 1	HOLD-DOWN, battery
11	70663771	- 4	ROD, battery hold-down
	70911028	- 4	NUT, 1/2"NF
12	70097605	1 1	COVER, battery box, top
13	-----	-	PLATE and TRANSMISSION (See PAINTING AND MARKING)

MASTER SWITCH COVER



ITEM	PART NO.	QTY.	DESCRIPTION
1	70620445	1	COVER (special equip. prior to loader unit #23401. Standard equip. thereafter)
2	70620448	1	△ PLATE, cover latching
3	70035916	1	△ SPRING, latching rod
4	70621201	1	△ ROD, latching
	70916146	1	△ PIN, spring, 3/32" x 1/2"
5	70928052	1	PADLOCK (not illustrated)

△ Special equipment prior to unit #23401.



FIRST TYPE

SEAT

T-24015

SEAT

USAGE: Loaders serial No. 11094 and up.

ITEM	PART NO.	QTY.	DESCRIPTION	
1	70098401	1	CUSHION, back	
2	70620013	2	CUSHION, arm	
	70924956	4	CAPSCREW, ct-pltd., 1/4"NF x 3/4"	
	70924958	4	LOCKWASHER, int-tooth, ct-pltd., 1/4"	
3	70098409	8	CLIP, cushion retaining	
	70916400	8	CAPSCREW, 1/4"NF x 3/4"	
	70904204	8	LOCKWASHER, 1/4"	
4	70092635	8	WASHER, plain	
5	70630344	1	FRAME, seat	
	70920434	4	PLUG, button, 27/32" diam.	
	70914392	2	CAPSCREW, 5/16"NC x 1"	
6	70915807	2	CAPSCREW, 5/16"NC x 1-1/4"	
7	70092665	4	WASHER, plain	
	70904205	4	LOCKWASHER, 5/16"	
	70911025	4	NUT, 5/16"NC	
8	70659105	1	CUSHION, seat	
9	70045306	1	SPRING, seat adjustment	
10	70097602	1	FRAME, seat adjusting	
11	70097612	2	PIN, hinge, seat adjusting frame	} Loaders prior to unit #23302
	70910244	2	WASHER, plain, SAE std., 1/2"	
	70900805	2	PIN, cotter, 1/8" x 3/4"	
	70916320	2	CAPSCREW, 1/2"NC x 4"	} Loaders unit #23303 and up
	70915972	2	NUT, elastic stop, 1/2"NC	
12	70097558	1	SUPPORT, seat	
13	70052016	4	CAPSCREW, 3/8"NF x 4" (Used prior to tractor #14383)	
	70036034	4	CAPSCREW, 3/8"NF x 1" (Effective with tractor #14383. Early units)	
	70916271	4	CAPSCREW, 3/8"NC x 1" (Late units)	
14	70044973	4	WASHER, plain	
	70904206	4	LOCKWASHER, 3/8"	
	70911041	4	NUT, 3/8"NF (Used prior to tractor #14383)	
15	70095984	1	PLATE, bottom, seat support	
16	70680080	1	BELT, seat (Special equipment. Not illustrated)	

PAINTING AND MARKING

USAGE: Loaders prior to serial No. 13322

ITEM PART NO. QTY. DESCRIPTION

NOTE: Approximately 3-1/2 gallons required for spraying one coat.

- 1 { 70921543 - ENAMEL, persian orange, quart can
- 1 { 70925109 - ENAMEL, A-C yellow, quart can
- 2 { 70921544 - ENAMEL, persian orange, gallon can
- 2 { 70925110 - ENAMEL, A-C yellow, gallon can
- 3 70922985 - ENAMEL, A-C yellow, 5 gallon can

- 4 { 70931728 - ENAMEL, persian orange, 12 oz. pressurized spray-type can
- 4 { 70925108 - ENAMEL, A-C yellow, 12 oz. pressurized spray-type can

NOTE: All plates and transfers listed below are English Language printings unless otherwise indicated

- 5 { 70099994 1 PLATE, general instructions, tractor and shovel (8-3/4" x 12")
(Attached to battery box)
- 5 { 70034076 6 SCREW, thread-cutting, #8 x 1/2"
- 5 { 70622246 1 PLATE, general instructions, tractor (Multi-language, 7" x 10")
(Attached to battery box)
- 5 { 70034076 4 SCREW, thread-cutting, #8 x 1/2"
- 5 { 70630860 1 PLATE, general instructions, shovel (Multi-language, 6-1/2" x 7")
(Attached to battery box)
- 5 { 70034076 4 SCREW, thread-cutting, #8 x 1/2"
- 6 70088629 1 PLATE, gear shift guide (2-1/2" x 3")(Attached to dash)
- 6 70034076 4 SCREW, thread-cutting, #8 x 1/2"
- 7 70621357 1 TRANSFER, lubrication certification (3-7/8" x 6-3/4", pressure sensitive type)(Applied to dash)
- 8 70666497 1 TRANSFER, engine operation (2-1/4" x 4-1/2", pressure-sensitive type)(Applied to dash)
- 9 70621342 1 TRANSFER, instruction, engine primer (1-3/4" x 6", pressure sensitive type)(Applied to dash)
- 10 { 70621338 1 TRANSFER, air heater operation (2" x 6", pressure-sensitive type)
(Applied to dash)
- 10 { 70074579 1 *TRANSFER, air heater operation (Spanish translation, 2" x 6")
(Applied to dash)
- 11 { 70050842 1 TRANSFER, instruction, air cleaner, (1-1/2" x 3-3/4")(Applied to air cleaner)
- 11 { 70074578 1 *TRANSFER, instruction, air cleaner (Spanish translation, 1-5/8" x 4")(Applied to air cleaner)
- 12 { 70658684 1 TRANSFER, instruction, air pre-cleaner (Applied to pre-cleaner)
- 12 { 70074577 1 *TRANSFER, instruction, air pre-cleaner (Spanish translation, 1-5/8" x 4")(Applied to pre-cleaner)

*Indicates permanent-type transfer. See item 23.

(Continued)

PAINING AND MARKING (Continued)

ITEM	PART NO.	QTY.	DESCRIPTION
13	70634516	1	TRANSFER, instruction, hydraulic oil filters (4" x 6-3/8", pressure-sensitive type)(Applied to hydraulic tank)
14	70623097	1	TRANSFER, instruction, engine oil filter (2-7/8" x 5", pressure-sensitive type)(Applied to filter)
	70632388	1	TRANSFER, instruction, engine oil filter (multi-language, 4" x 4-3/4", pressure-sensitive type)(Applied to filter)
15	70621399	1	TRANSFER, warning, special heavy-duty oil filter (2" x 10", pressure-sensitive type. Includes Portuguese translation)(Applied to filter)
	70621400	1	TRANSFER, warning, special heavy-duty oil filter (2" x 10", pressure-sensitive type. French and Spanish translation)(Applied to filter)
16	70644593	1	TRANSFER, instruction, fuel filter (1-3/4" x 2-1/4", pressure-sensitive type)(Applied to 2nd stage filter)
	70632390	1	TRANSFER, instruction, fuel filter (multi-language, 1-3/4" x 5-1/2", pressure-sensitive type)(Applied to 2nd stage filter)
17	70644625	1	TRANSFER, instruction, fuel filter (1-3/4" x 2-1/4", pressure-sensitive type)(Applied to 1st stage filter)
	70632389	1	TRANSFER, instruction, fuel filter (multi-language, 2-3/4" x 3-1/4", pressure-sensitive type)(Applied to 1st stage filter)
18	70924550	1	TRANSFER, "ALLIS-CHALMERS" (1-3/8" x 30", pressure-sensitive type)(Applied to fuel tank)
19	70924546	2	TRANSFER, "ALLIS-CHALMERS" (1-3/4" x 12-3/4")(Applied to battery box and oil reservoir on early units)
20	70924548	3	TRANSFER, "ALLIS-CHALMERS" (1-1/8" x 20", pressure-sensitive type)(Applied to front of radiator guard; also to sides of battery box and oil reservoir on late units)
21	70095609	2	TRANSFER, "HD6G" (3" x 9-3/8")(Applied to battery box and oil reservoir. Used prior to tractor #11094)
	70634400	3	TRANSFER, "HD6G" (12-1/2" x 11-7/8")(Applied to battery box, oil reservoir and rear of fuel tank. Effective with tractor #11094)
22	70651981	1	TRANSFER KIT (Consists of one each TRANSFERS 050838, 050842, 634284, 644625, 621342, 644593, 631293; three each TRANSFERS 634376 and 634400)
23	70067937	-	CEMENT, transfer application, 1/2 pint jar (Makes solution by adding 4 parts water. Required to apply transfers indicated by asterisk (*) above)

PAINTING AND MARKING

USAGE: Loader Serial No. 13322 and up

ITEM PART NO. QTY. DESCRIPTION

NOTE: Approximately 3-1/2 gal. required for spraying one coat.

1	70921543	-	ENAMEL, persian orange, quart can
	70925109	-	ENAMEL, yellow, quart can
2	70921544	-	ENAMEL, persian orange, gallon can
	70925110	-	ENAMEL, yellow, gallon can
3	70931728	-	ENAMEL, persian orange, 12 oz. pressurized spray-type can
	70925108	-	ENAMEL, yellow, 12 oz. pressurized spray-type can

NOTE: All plates and transfers listed below are English Language printings unless otherwise indicated.

4	70099994	1	PLATE, lubrication and service guide
	70631533	1	PLATE, lubrication and service guide(Multi-language)
	70034076	4	SCREW, thread-cutting, #8 x 1/2"
5	70088629	1	PLATE, gear shift guide
	70034076	4	SCREW, thread-cutting, #8 x 1/2"
6	70621357	1	TRANSFER, lubrication certification
7	70666497	1	<input type="checkbox"/> TRANSFER, instruction, engine operation
8	70621342	1	<input type="checkbox"/> TRANSFER, instruction, engine primer
9	70629967	1	TRANSFER, instruction, oil clutch
10	70633374	1	TRANSFER, air heater operation
	70074579	1	*TRANSFER, air heater operation(Spanish translation)
11	70651894	1	TRANSFER, instruction, air cleaner cartridge replacement)
12	70658690	1	<input type="checkbox"/> TRANSFER, instruction, oil-bath air cleaner
	70656642	1	TRANSFER, instruction, oil-bath air cleaner
	70074578	1	*TRANSFER, instruction, oil-bath air cleaner(Spanish)
13	70656986	1	<input type="checkbox"/> TRANSFER, instruction, dry-type air cleaner
14	70658684	1	<input type="checkbox"/> TRANSFER, instruction, air pre-cleaner
	70074577	1	*TRANSFER, instruction, air pre-cleaner(Spanish)
15	70634516	1	<input type="checkbox"/> TRANSFER, instruction, hydraulic oil filters
16	70623097	1	<input type="checkbox"/> TRANSFER, instruction, engine oil filter
	70632388	1	TRANSFER, instruction, engine oil filter(multi-language)
17	70621399	1	TRANSFER, warning, special heavy-duty oil filter (Includes Portuguese translation)
	70621400	1	TRANSFER, warning, special heavy-duty oil filter (French and Spanish)
18	70644593	1	<input type="checkbox"/> TRANSFER, instruction, fuel filter
	70632390	1	TRANSFER, instruction, fuel filter(multi-language)
19	70644625	1	<input type="checkbox"/> TRANSFER, instruction, fuel filter
	70632389	1	TRANSFER, instruction, fuel filter(multi-language)
20	70654127	2	TRANSFER, "clean daily"
21	70654128	1	TRANSFER, clam opening indication
22	70654129	1	TRANSFER, bucket position indication
23	70924550	1	<input type="checkbox"/> TRANSFER, "ALLIS-CHALMERS"
	70694435	2	<input type="checkbox"/> TRANSFER, "FIAT-ALLIS"

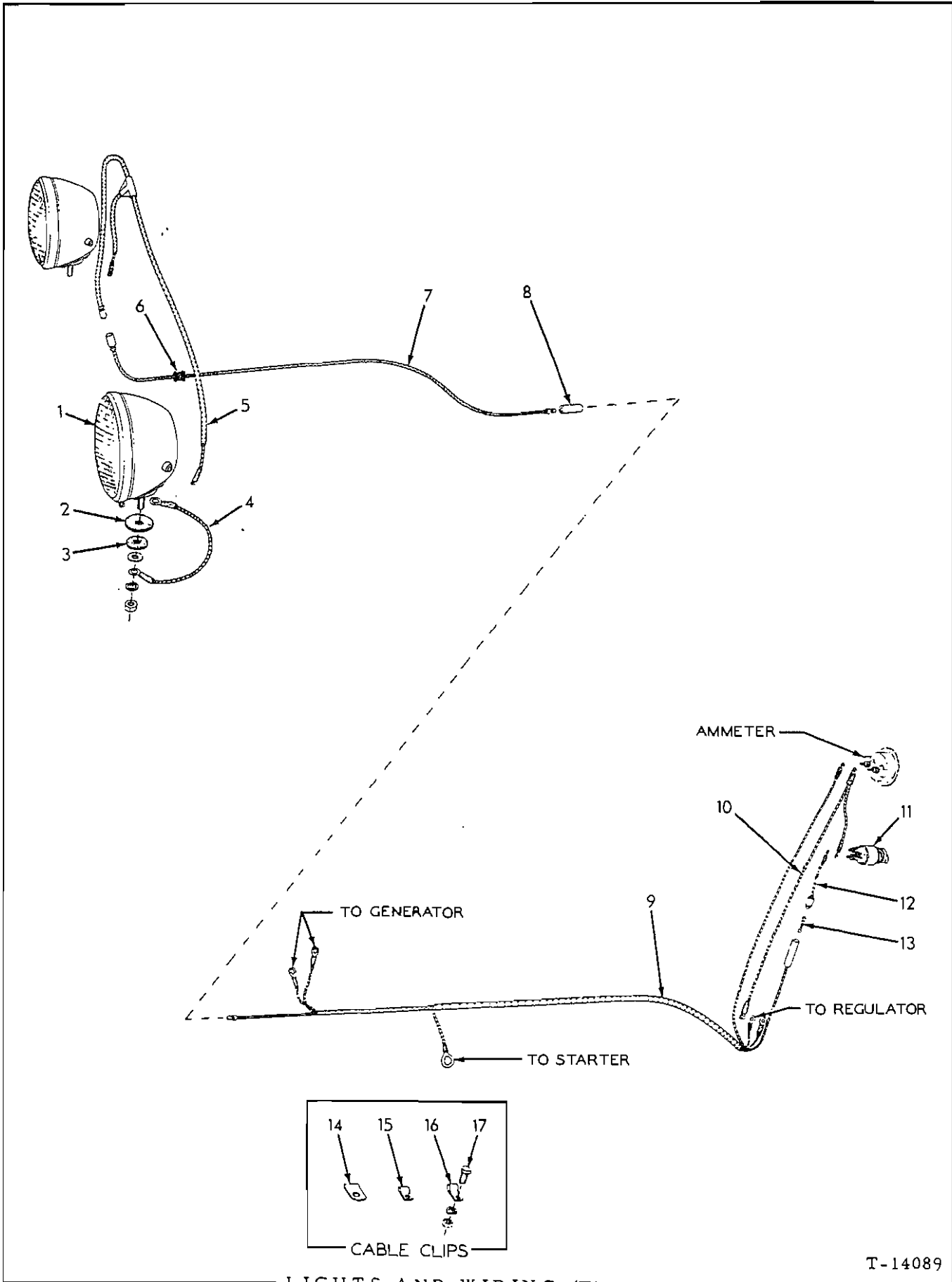
(Continued)

PAINTING AND MARKING(Continued)

ITEM	PART NO.	QTY.	DESCRIPTION
24	70924548	1	<input type="checkbox"/> TRANSFER, "ALLIS-CHALMERS"
	70694428	2	<input type="checkbox"/> TRANSFER, "FIAT-ALLIS"
25	70634400	3	TRANSFER, "HD6G"
	70694652	2	<input type="checkbox"/> TRANSFER, "6G"
26	70924320	1	<input type="checkbox"/> TRANSFER, trademark(black and orange)
	70924541	1	TRANSFER, trademark(white)(Optional)
27	70924305	2	<input type="checkbox"/> TRANSFER, trademark(black and orange)
	70924462	2	TRANSFER, trademark(white)(Optional)
28	70682968	1	<input type="checkbox"/> TRANSFER, seat belt warning
29	70694793	1	TRANSFER, warning, ROPS
30	70651981	1	TRANSFER KIT (Includes one each TRANSFERS 70924320, 70621342, 70644593, 70644625, 70656986, 70658684, 70648690; 2 TRANSFERS 70924305, 70694652; 3 each TRANSFERS 70924548 and 70924550)
31	70695332	1	TRANSFER KIT(Includes one each TRANSFERS 70621342, 70623097, 70634516, 70644593, 70644625, 70666497, 70682968; 2 TRANSFERS 70694428, 70694435 and 70694652)
32	70067937	-	CEMENT, transfer application, 1/2 pint jar (Makes solution by adding 4 parts water. Required to apply transfers indicated at asterisk (*) above)

Indicates components of item 28 or item 31

*Indicates permanent-type transfer. See item 32



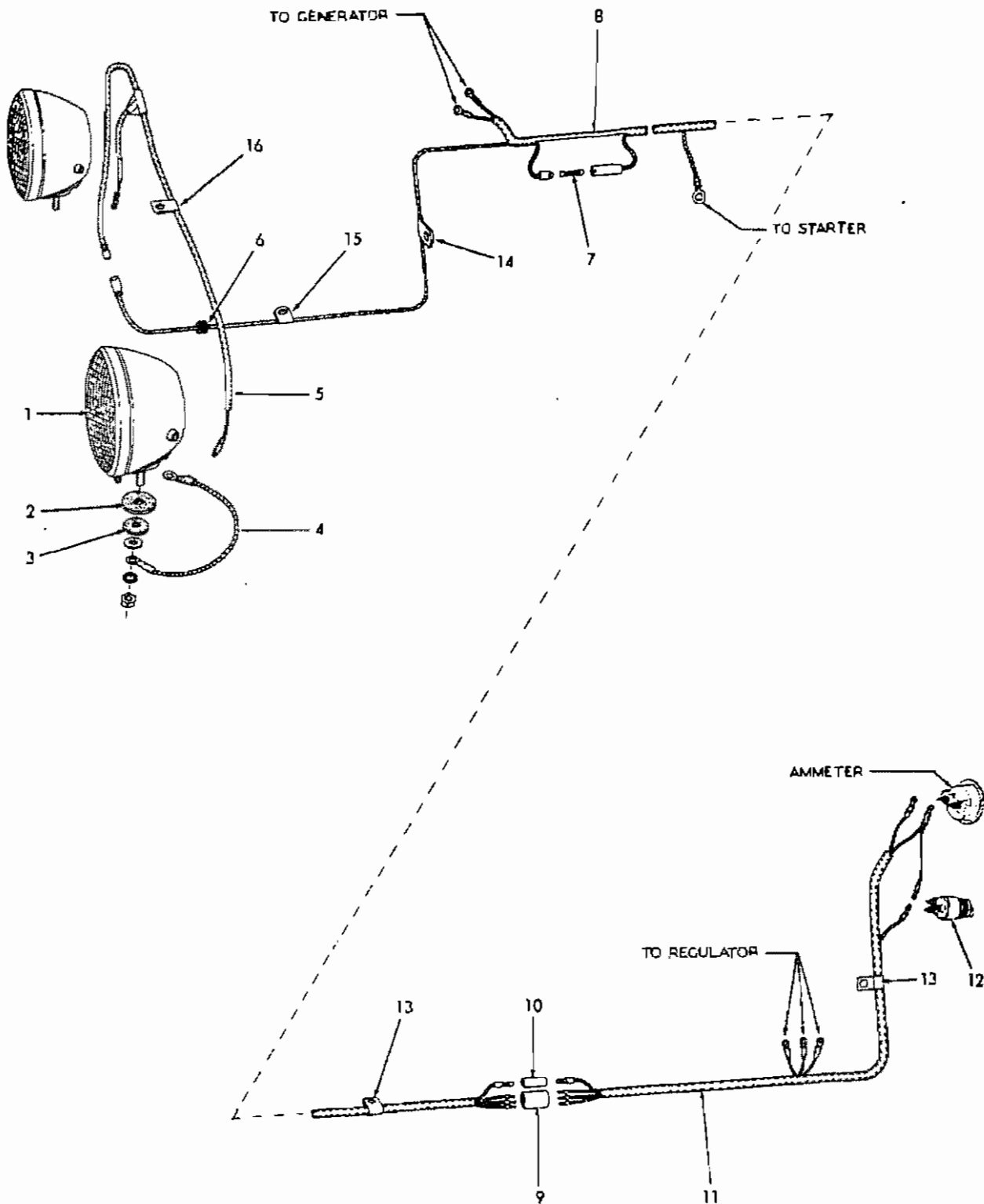
LIGHTS AND WIRING (First type)

T-14089

LIGHTS AND WIRING

USAGE: Tractors prior to serial No. 7978

ITEM	PART NO.	QTY.	DESCRIPTION	
1	70074388	2	LIGHT ASSEMBLY, head (See page 346 for parts)(Original equipment. Order LIGHT ASSEMBLY 70621429, Washer 70075535, Washer 70900818, Lockwasher 70912441 and Nut 70910195)	
	70900817	2	WASHER, plain, U.S. std., 3/8"	
	70904206	2	LOCKWASHER, 3/8"	
	70911026	2	NUT, 3/8"NC	
	70097030	2	LIGHT ASSEMBLY, head (See page 349 for parts)(Used originally for service replacement. Order LIGHT ASSEMBLY 70621429)	
	70900818	2	WASHER, plain, U.S. std., 1/2"	
	70904208	2	LOCKWASHER, 1/2"	
	70911043	2	NUT, 1/2"NF	
	2	70075853	2	WASHER, head light mounting, upper
	3	70075854	2	WASHER, head light mounting, lower
4	70087568	2	CABLE, head light ground	
	70912301	2	LOCKWASHER, external teeth, 3/8"	
5	70088540	1	CABLE, head light connecting	
6	70044810	1	GROMMET, wiring harness (rubber)	
7	70089306	1	CABLE, head light, rear section	
8	70048142	1	CONNECTOR, head light cable	
9	70089305	1	HARNESS, wiring	
10	70087424	1	HARNESS, ammeter to switch and regulator	
11	70083920	1	SWITCH (Includes mounting nuts)	
12	70079576	1	CABLE, wiring harness to switch	
13	70208960	1	FUSE, cartridge type, 1/4" x 1-1/4", 20 amperes	
14	70065953	4	CLIP, cable supporting (1/8" diam., 17/32" bolt-hole)	
15	70235794	3	CLIP, harness supporting (1/4" diam., 13/32" bolt-hole)	
16	70034632	4	CLIP, harness supporting (5/16" diam., 13/32" bolt-hole)	
17	70036032	1	CAPSCREW, 3/8"NF x 3/4"	
	70012992	1	CAPSCREW, 3/8"NF x 1-1/4"	
	70904206	2	LOCKWASHER, 3/8"	
	70911041	1	NUT, 3/8"NF	



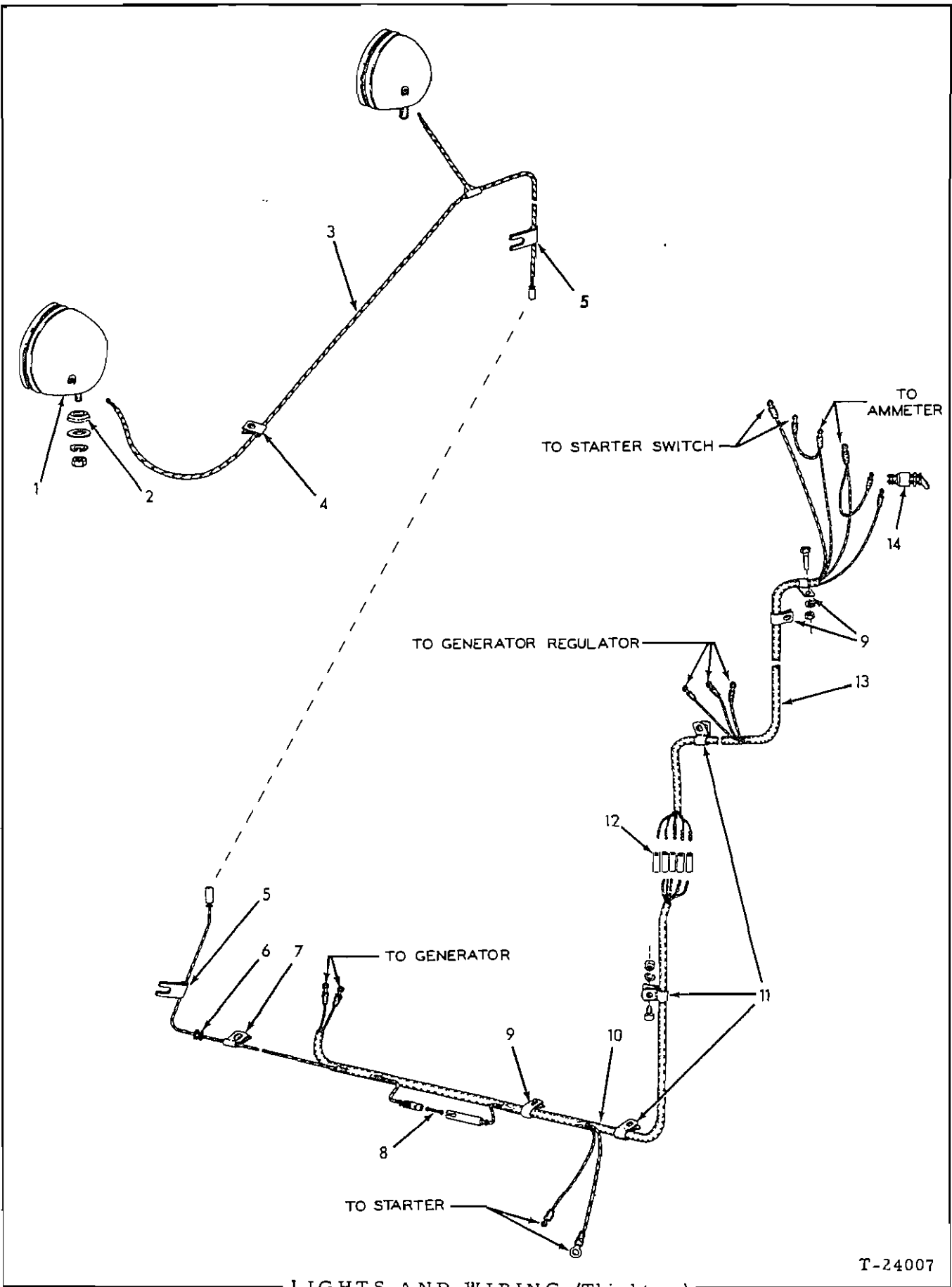
LIGHTS AND WIRING (Second type)

T-19553

LIGHTS AND WIRING

USAGE: Tractors serial No. 7978 thru serial No. 11093

ITEM	PART NO.	QTY.	DESCRIPTION
1	70074388	2	LIGHT ASSEMBLY, head (See page 348 for parts)(Original equipment. (Order LIGHT ASSEMBLY 70621429, Washer 70075535, Washer 70900818, Lockwasher 70912441 and Nut 70910195
	70900817	2	WASHER, plain, U.S. std., 3/8"
	70904206	2	LOCKWASHER, 3/8"
	70911026	2	NUT, 3/8"NC
1	70097030	2	LIGHT ASSEMBLY, 9head (See page 349 for parts)(Used originally for service replacement. Order LIGHT ASSEMBLY 70621429)
	70900818	2	WASHER, plain, U.S. std., 1/2"
	70904208	2	LOCKWASHER, 1/2"
	70911043	2	NUT, 1/2"NF
2	70075853	2	WASHER, head light mounting, upper
3	70075854	2	WASHER, head light mounting, lower
4	70087568	2	CABLE, head light ground
	70912301	2	LOCKWASHER, external teeth, 3/8"
5	70088540	1	CABLE, head light connecting
6	70044810	1	GROMMET, main wiring harness (rubber)
7	70208960	1	FUSE, cartridge type, 1/4" x 1-1/4", 20 amperes
8	70091820	1	HARNESS, wiring, front section
9	70048138	1	CONNECTOR, wiring (6 line)
10	70048142	1	CONNECTOR, wiring (2 line)
11	70091669	1	HARNESS, wiring, rear section
12	70651630	1	SWITCH (Includes mounting nuts)
13	70040796	6	CLIP, harness supporting (5/16" diam., 13/32" bolt-hole)
	70036032	1	CAPSCREW, 3/8"NF x 3/4"
	70904206	1	LOCKWASHER, 3/8"
	70911041	1	NUT, 3/8"NF
14	70066260	1	CLIP, harness supporting (1/8" diam., 13/32" bolt-hole)
15	70065953	2	CLIP, harness supporting (1/8" diam., 17/32" bolt-hole)
16	70235794	3	CLIP, harness supporting (1/4" diam., 13/32" bolt-hole)



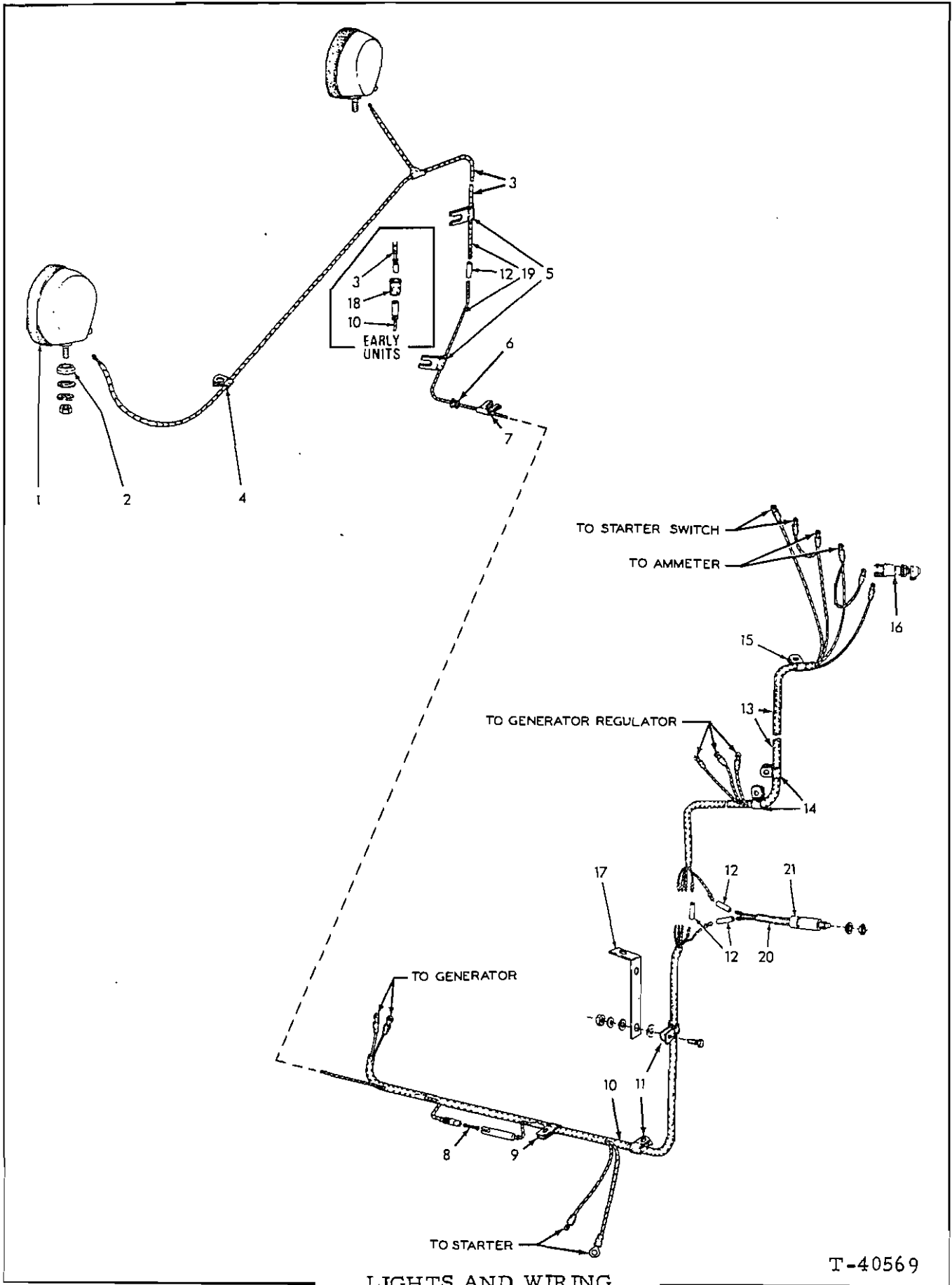
LIGHTS AND WIRING (Third type)

T-24007

LIGHTS AND WIRING

USAGE: Loaders serial No. 11094 thru 13321

ITEM	PART NO.	QTY.	DESCRIPTION
1	70097030	2	LIGHT ASSEMBLY, head (See page 349 for parts)(Original equipment. Order LIGHT ASSEMBLY 70621429)
	70638283	2	LIGHT ASSEMBLY, head (See page 350 for parts)(Service replacement)
	70900818	2	WASHER, plain, U.S. std., 1/2"
	70904208	2	LOCKWASHER, 1/2"
	70911043	2	NUT, 1/2"NF
2	70075535	2	WASHER, head light mounting
3	70088540	1	CABLE, head light, front section
4	70235794	3	CLIP, head light cable (1/4" diam., 13/32" bolt-hole)
5	70639312	2	CLIP, head light cable (1/8" diam., 9/16" bolt-slot)
6	70044810	1	GROMMET, head light cable
7	70066260	1	CLIP, front wiring harness (1/8" diam., 13/32" bolt-hole)
8	70208960	1	FUSE, cartridge type, 1/4" x 1-1/4", 20 amperes
9	70040796	3	CLIP, wiring harness (3/8" diam., 13/32" bolt-hole)
	70012992	1	CAPSCREW, 3/8"NF x 1-1/4"
	70904206	1	LOCKWASHER, 3/8"
	70911041	1	NUT, 3/8"NF
10	70097860	1	HARNESS, wiring, front section
11	70094527	3	CLIP, wiring harness (1/2" diam., 7/16" bolt-hole)
	70036032	1	CAPSCREW, 3/8"NF x 3/4"
	70904206	1	LOCKWASHER, 3/8"
	70911041	1	NUT, 3/8"NF
12	70048142	5	CONNECTOR, wiring harness (1-line)
13	70097839	1	HARNESS, wiring, rear section
14	70651630	1	SWITCH ASSEMBLY (Includes mounting nuts)



LIGHTS AND WIRING

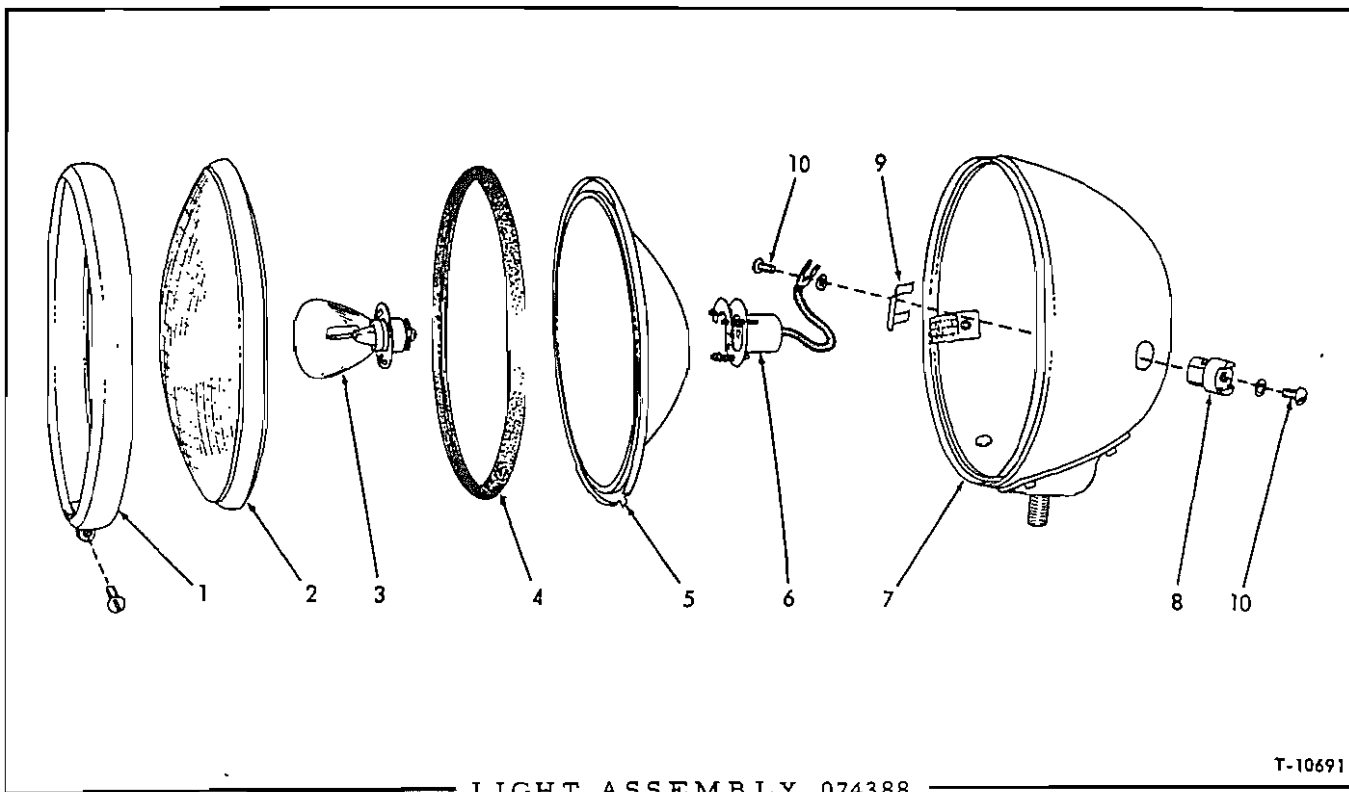
T-40569

LIGHTS AND WIRING

USAGE: Loaders serial No. 13322 and up

ITEM	PART NO.	QTY.	DESCRIPTION
1	70621429	2	*LIGHT ASSY., head (See page 351 for parts) (Second type)
	70638283	2	*LIGHT ASSY., head (See page 350 for parts) (First type)
	70900818	2	*WASHER, plain, U.S. std., 1/2"
	70904208	2	*LOCKWASHER, 1/2"
	70911043	2	*NUT, 1/2"NF
2	70075535	2	*WASHER, head light mounting
3	70088540	1	*CABLE, head light, front section (Loaders prior to #21227)
	70666997	1	*CABLE, head light, front section (Loaders #21227 and up)
4	70640677	3	*CLIP, head light cable (1/4" diam., 13/32" bolt- hole)
5	70641563	2	CLIP, head light cable (1/4" diam., 9/16" bolt-slot)
6	70044810	1	GROMMET, head light cable
7	70639313	1	CLIP, front wiring harness (3/16" diam., 13/32" bolt-slot)
8	70208960	1	FUSE, cartridge type, 1/4" x 1-1/4", 20 amperes
9	70640675	1	CLIP, front wiring harness (3/8" diam., 17/32" bolt-hole)
10	70097860	1	HARNESS, wiring, front section (Loaders prior to #21227)
	70666998	1	HARNESS, wiring, front section (Loaders #21227 and up)
11	70094527	3	CLIP, wiring harness (1/2" diam., 7/16" bolt-hole)
	70916271	1	CAPSCREW, 3/8"NC x 1"
	70911115	1	WASHER, plain, SAE std., 3/8"
	70904206	1	LOCKWASHER, 3/8"
	70911026	1	NUT, 3/8"NC
12	70048142	7	CONNECTOR, wiring harness (One (1) less used on Loaders prior to unit #22423)
13	70097839	1	HARNESS, wiring, rear section
14	70641566	2	CLIP, wiring harness (3/8" diam., 9/32" bolt-hole)
15	70639314	1	CLIP, rear wiring harness (3/8" diam., 13/32" bolt-hole)
16	70661345	1	SWITCH ASSY. (Includes mounting nuts)
17	70088435	1	BRACKET, harness supporting (also supports oil pressure gauge hose on early units)
18	70683243	1	TIP, head light cable terminal (rubber)(Used only on early units without headlights)
19	70639068	-	TERMINAL, #14 ga cable ("Douglas" snap type) (Use to convert cables with old baymet type connector. See item 10)
20	70670317	1	HARNESS, wiring, safety switch
21	70631844	1	SWITCH, safety (Includes mounting nuts)

} Loaders unit
#22423
and up



LIGHT ASSEMBLY 074388

T-10691

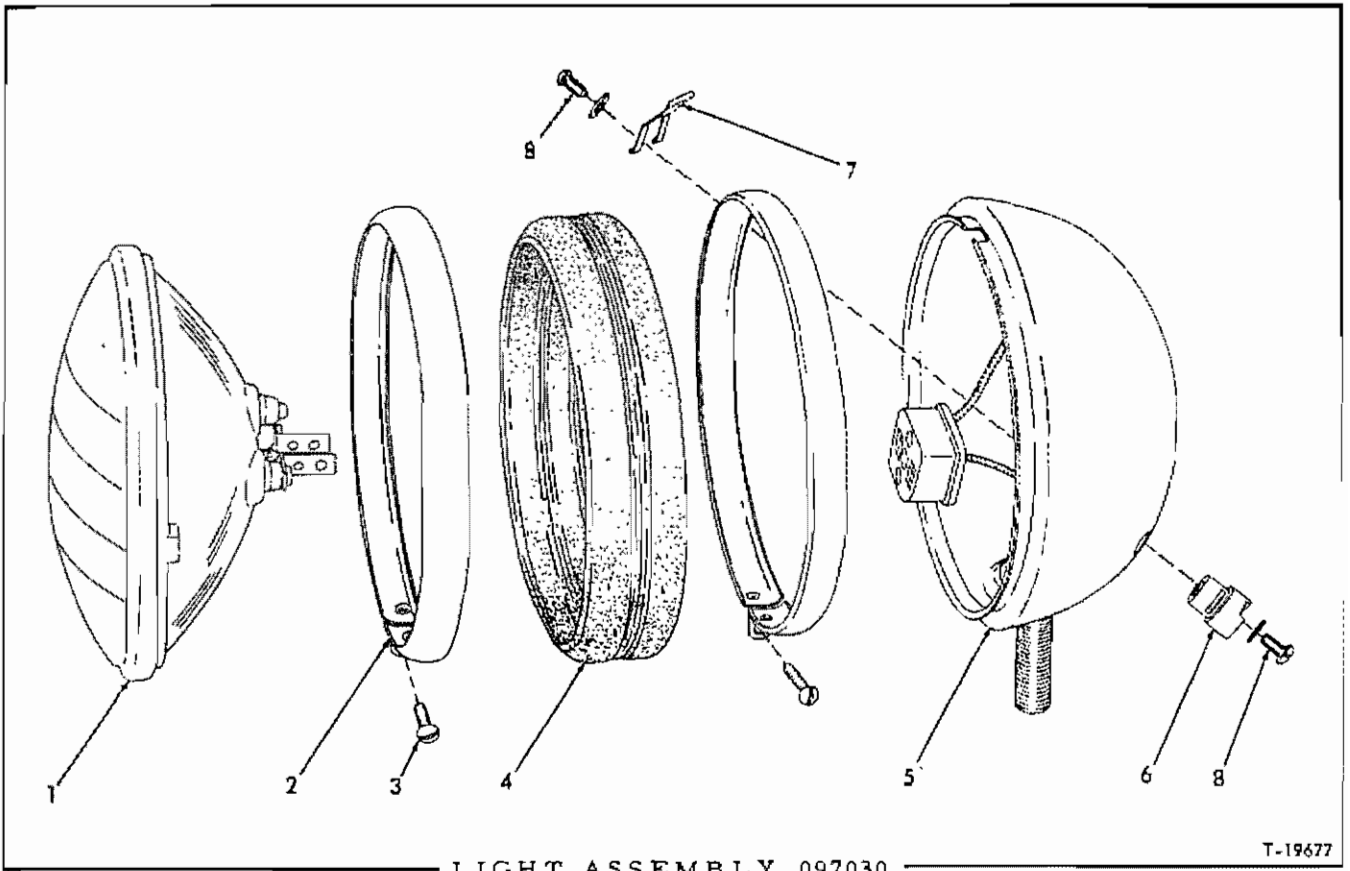
USAGE: See pages 341, 343 and 388

ITEM PART NO. QTY. DESCRIPTION

NOTE: Quantities indicated are for one (1) light only.

1	70058827	1	MOLDING
	70915872	1	SCREW, machine, brass, #8-32NC x 5/8"
2	-----	1	LENS (glass)
3	70074387	1	BULB (Single contact, 32 c.p., 24 volt)
4	70058828	1	GASKET, lens
5	-----	1	REFLECTOR ASSEMBLY (Includes item 4)
6	70058831	1	WIRING ASSEMBLY (Includes socket)
7	-----	1	BODY
8	70055589	1	TERMINAL KIT (Includes items 9 and 10)
9	70048922	1	SPRING, retaining, terminal bushing
10	70912731	2	SCREW, terminal (#8-32NC x 5/16")
	70912739	2	LOCKWASHER, internal teeth, #8

NOTE: Items listed above without part number are no longer available. Replace entire unit with sealed-beam Light Assembly 638283.



LIGHT ASSEMBLY 097030

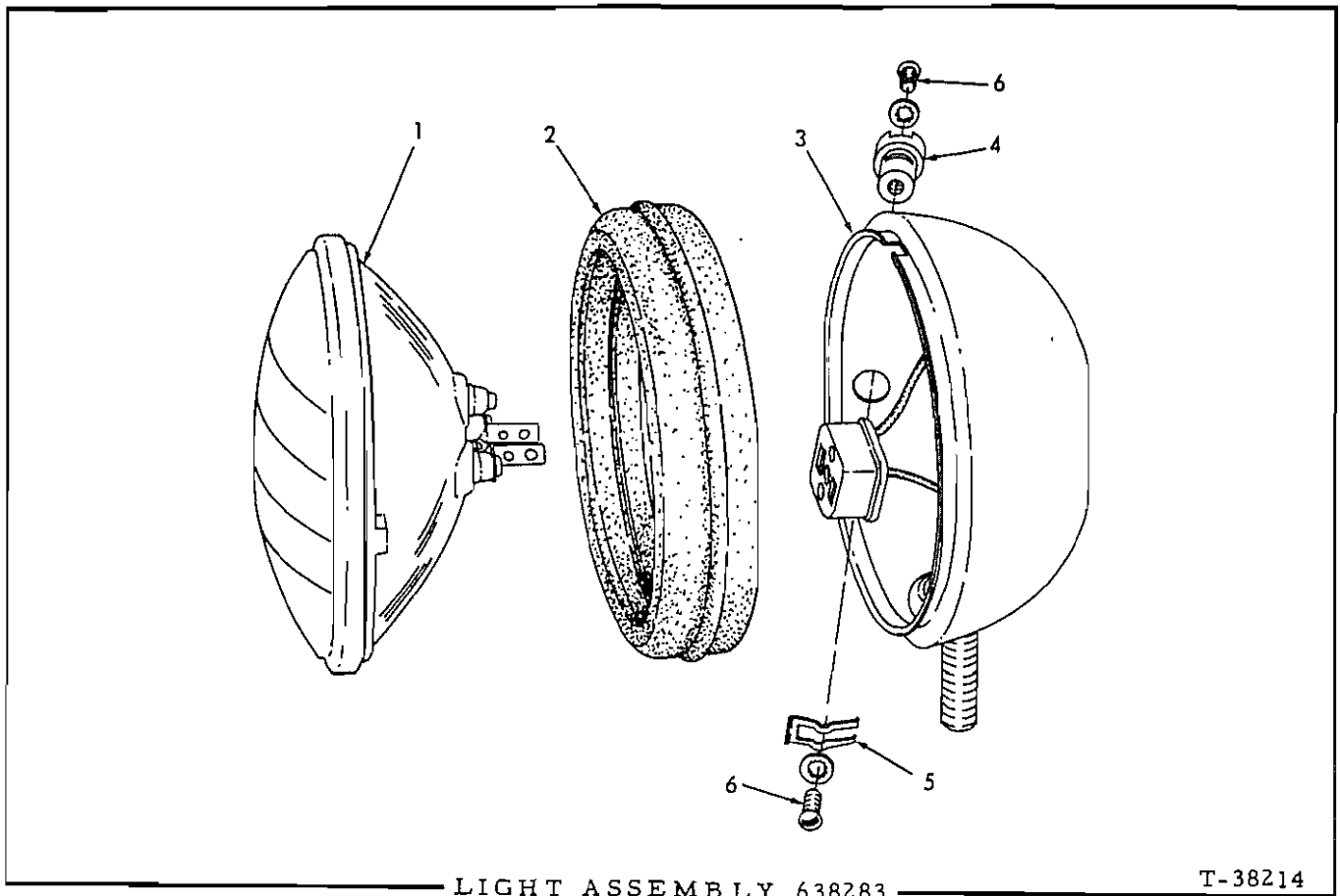
T-19677

USAGE: See pages 341, 343, 345, 388 and 390

ITEM PART NO. QTY. DESCRIPTION

NOTE: Quantities indicated are for one (1) light only

1	70182763	1	SEALED BEAM (24 volt)
2	70097046	2	MOLDING
3	70622729	2	SCREW, molding
4	70097048	1	RING, cushion
5	-----	1	BODY ASSEMBLY (Includes wiring. Not serviced separately)
6	70055589	1	TERMINAL KIT (Includes items 7 and 8)
7	70048922	1	SPRING, retaining, terminal bushing
8	70912731	2	SCREW, terminal (#8-32NC x 5/16"
	70912739	2	LOCKWASHER, internal teeth, #8

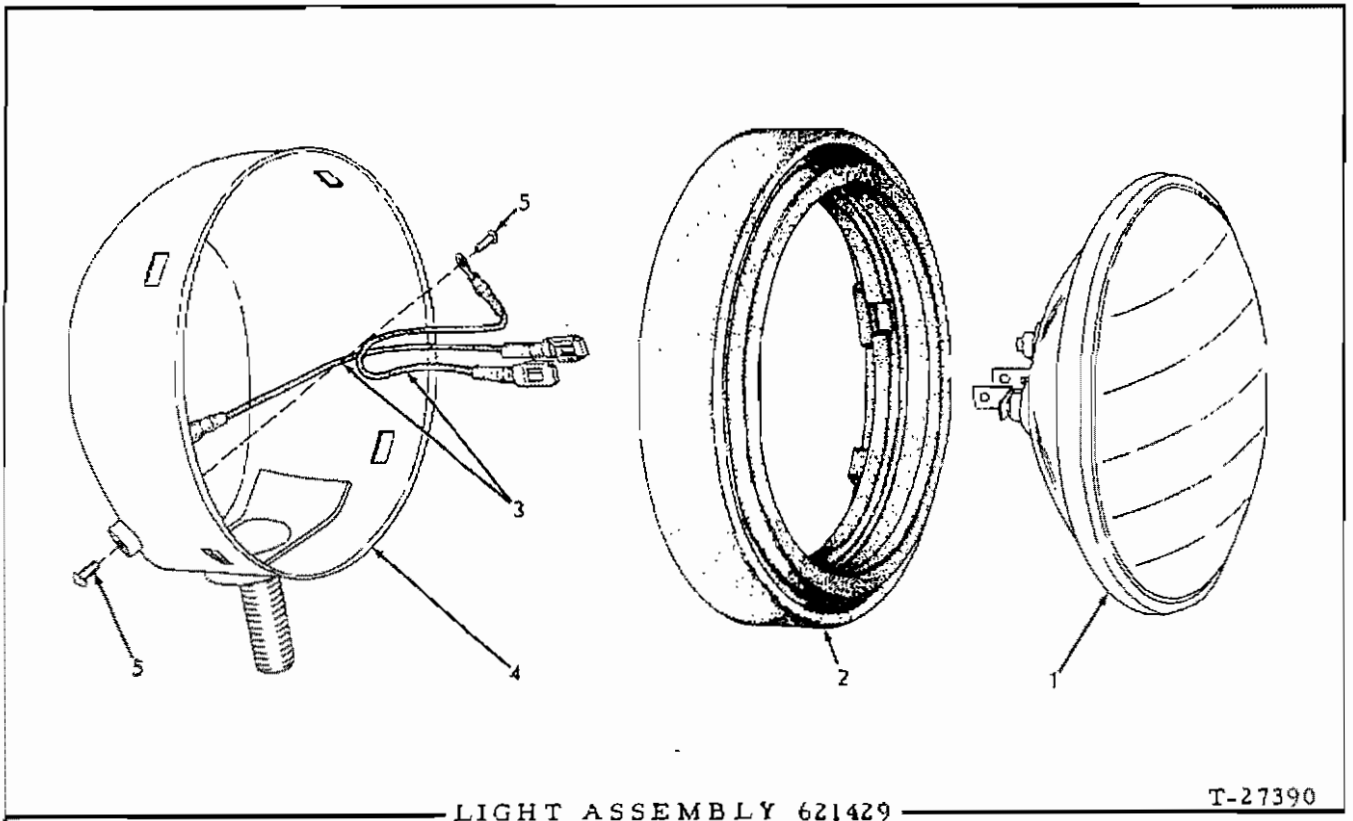


USAGE: See page 345, 346, 390 and 391

ITEM PART NO. QTY. DESCRIPTION

NOTE: Quantities indicated are for one (1) Light only

1	70182763	1	SEALED BEAM (24 volt)
2	70638282	1	RING, cushion (rubber)
3	-----	1	BODY ASSEMBLY (Includes wiring. Not serviced separately)
4	70055589	1	TERMINAL KIT (Includes items 5 and 6)
5	70048922	1	SPRING, retaining, terminal bushing
6	70912731	2	SCREW, terminal (#8-32NC x 5/16"
	70912739	2	LOCKWASHER, internal teeth, #8



T-27390

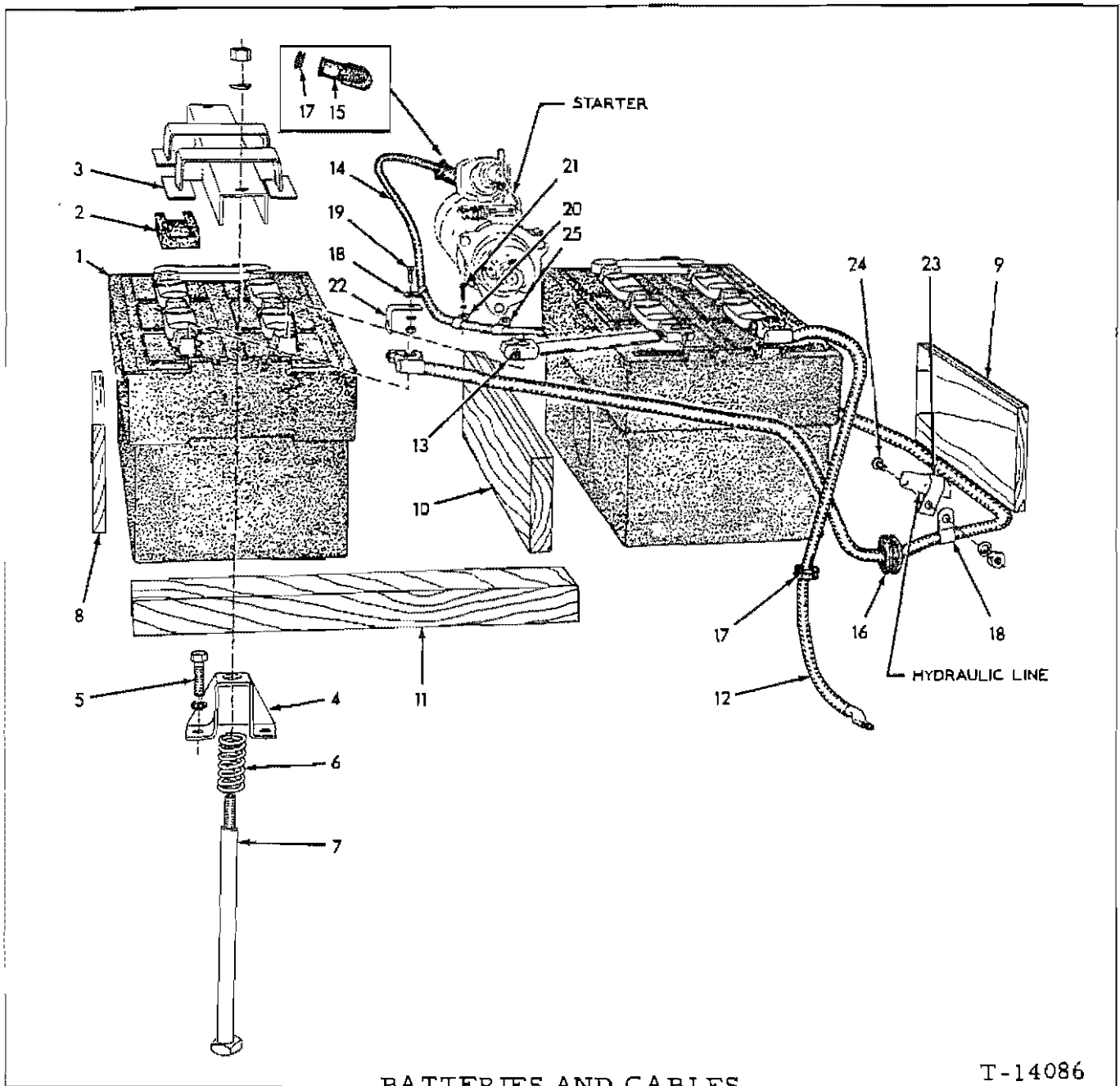
LIGHT ASSEMBLY 621429

USAGE: See pages 346, 390, 391

ITEM PART NO. QTY. DESCRIPTION

NOTE: Quantities indicated are for one (1) light only

1	70182763	1	SEALED BEAM (24 volt)
2	70621428	1	RETAINER (rubber)
3	70621724	2	CABLE, sealed beam (Includes terminals)
4	-----	1	BODY ASSEMBLY (Not serviced separately)
5	70912731	2	SCREW, terminal (#8-32 NC x 5/16")



USAGE: Loaders prior to serial No. 11094

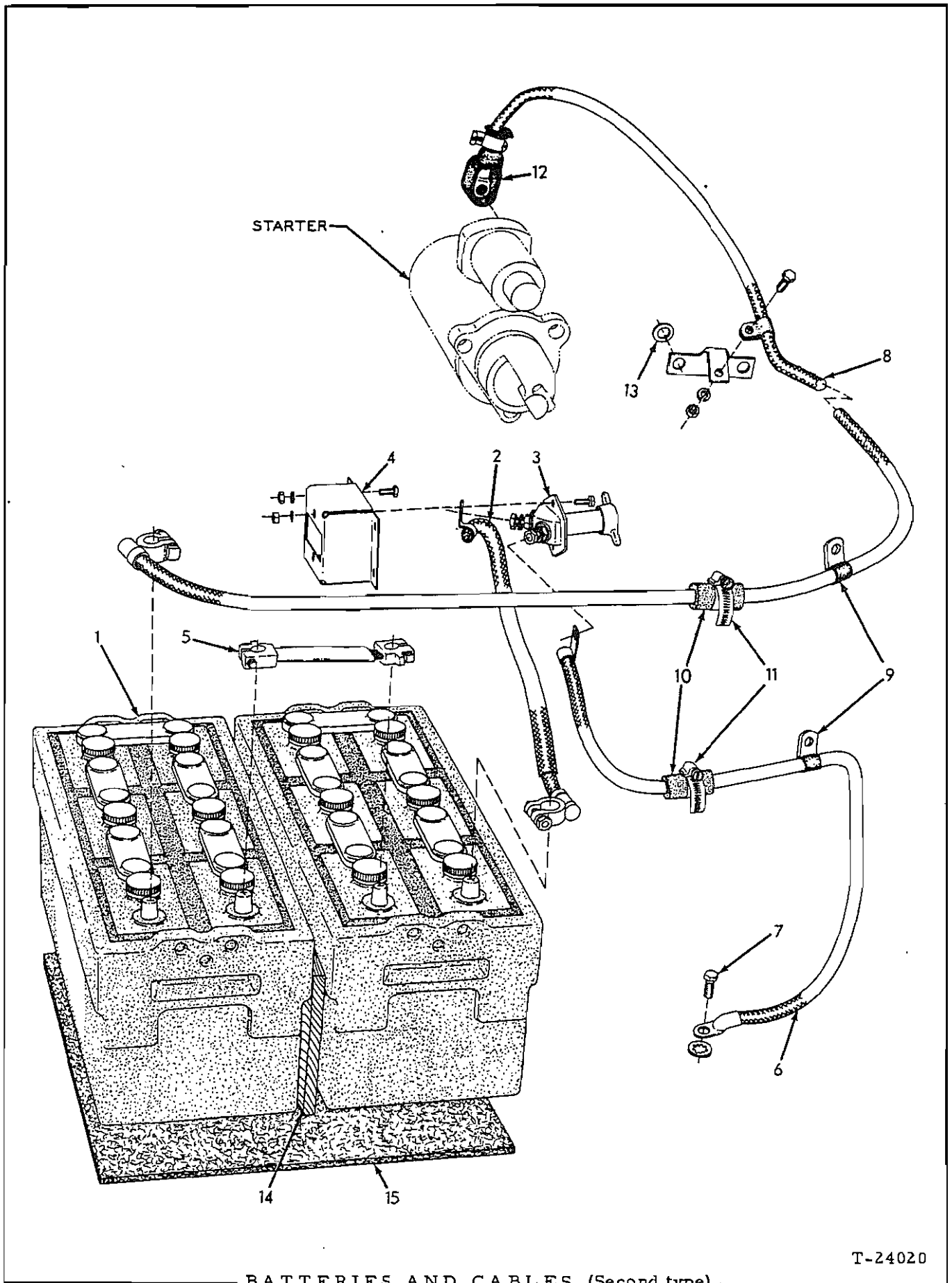
ITEM	PART NO.	QTY.	DESCRIPTION
1	70695471	2	BATTERY, storage, 12 volts, dry-charged (Each requires 14 qts. electrolyte)
1A	70243526	1	ELECTROLYTE ("Z" pack-6.1 qts.)
1B	70243527	1	ELECTROLYTE ("F" pack-5.0 gal.)
1C	70243528	1	HOSE, electrolyte dispensing (For use with 5 gal. pack)
2	70052791	8	BLOCK, hold-down (rubber)
3	70093344	2	HOLD-DOWN, battery
4	70081867	4	BRACKET, hold-down bolt
5	70035190	8	CAPSCREW, 1/2" NC x 1-1/2"
	70904208	8	LOCKWASHER, 1/2"

Not illustrated

(Continued)

BATTERIES AND CABLES (Continued)

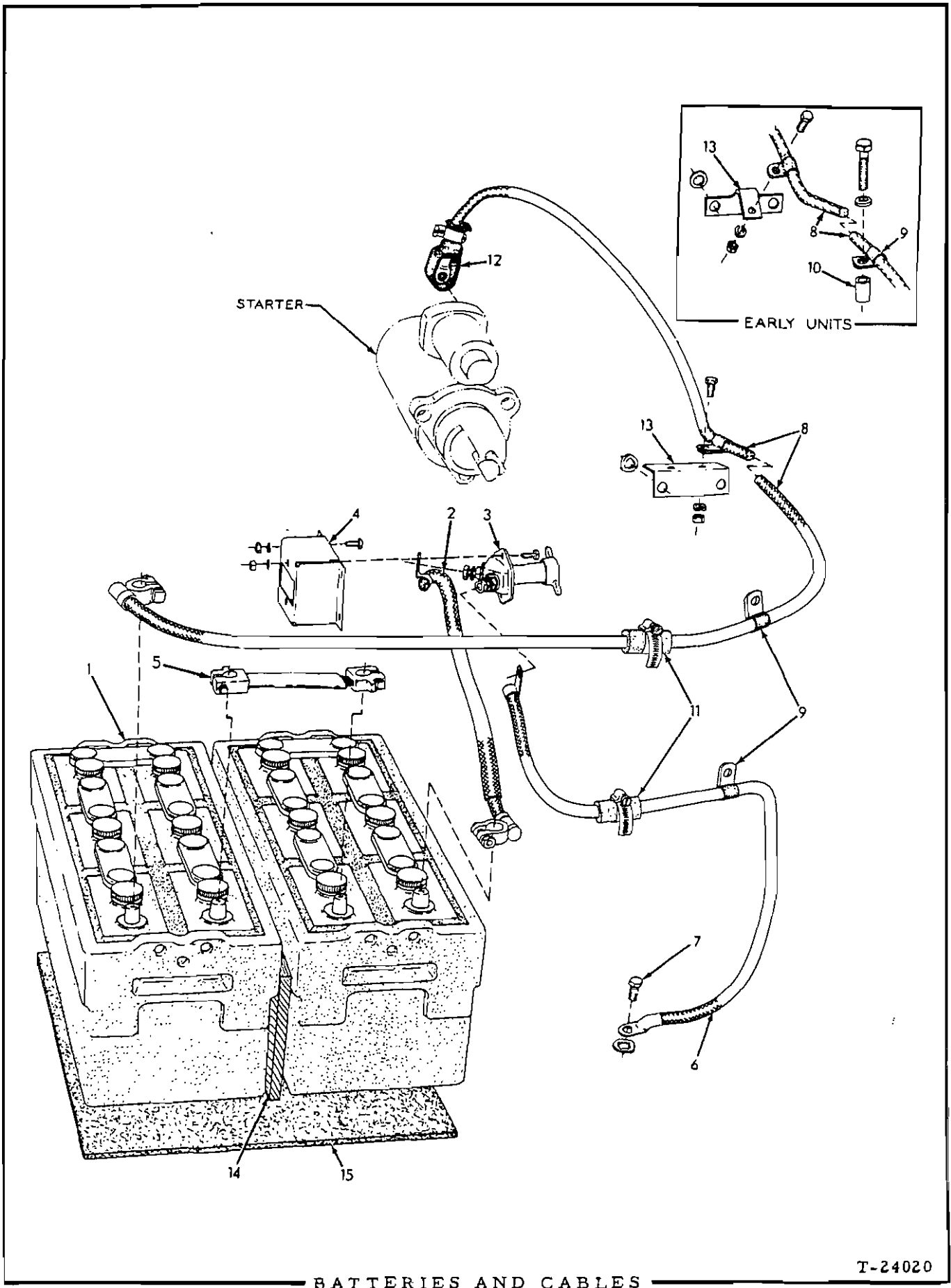
ITEM	PART NO.	QTY.	DESCRIPTION
6	70081404	4	SPRING, hold-down bolt
7	70087313	4	BOLT, hold-down (13-1/2" long)(Used prior to tractor #8668)
	70093313	4	BOLT, hold-down (11-1/4" long)(Effective with tractor #8668)
	70904208	4	LOCKWASHER, 1/2"
	70911043	4	NUT, 1/2"NF
8	-----	1	BOARD, battery side, outer (Procure locally)
9	-----	1	BOARD, battery side, inner (Procure locally)
10	-----	1	BOARD, battery side, center (Procure locally)
11	-----	5	BOARD, battery, bottom (Procure locally)
12	70031719	1	CABLE, battery to ground (30" long)
13	70644648	1	STRAP, battery connecting (6-1/2" long)
14	70622064	1	CABLE, battery to starter (126-3/4" long)
15	70076572	1	BOOT, protecting, starter terminal
16	70029466	1	GROMMET, cable protecting (rubber)
17	70040842	2	GROMMET, cable protecting (rubber)
18	70091046	4	CLIP, cable supporting (1/2" diam., 7/16" bolt-hole)
19	70036032	2	CAPSCREW, 3/8"NF x 3/4"
	70904206	2	LOCKWASHER, 3/8"
	70911041	1	NUT, 3/8"NF (Used prior to tractor #6831)
20	70048145	3	CLIP, cable supporting (1/2" diam., 17/32" bolt-hole, short type)
21	70035073	2	CAPSCREW, 1/2"NF x 1-3/4" (Used prior to tractor #8742)
	70070467	2	CAPSCREW, 1/2"NF x 1-1/2" (Effective with tractor #8742)
	70904208	2	LOCKWASHER, 1/2"
	70911043	2	NUT, 1/2"NF (Used prior to tractor #8742)
22	70088350	1	ANGLE, clip supporting (Used prior to tractor #6831)
23	70055234	1	CLIP, cable supporting (3/4" diam., 13/32" bolt-hole)
24	70036032	1	CAPSCREW, 3/8"NF x 3/4"
	70904206	1	LOCKWASHER, 3/8"
	70911041	1	NUT, 3/8"NF
25	70088622	2	CLIP, cable supporting (1/2" diam., 17/32" bolt-hole, long type)



BATTERIES AND CABLES

USAGE: Loaders serial No. 11094 thru 13321

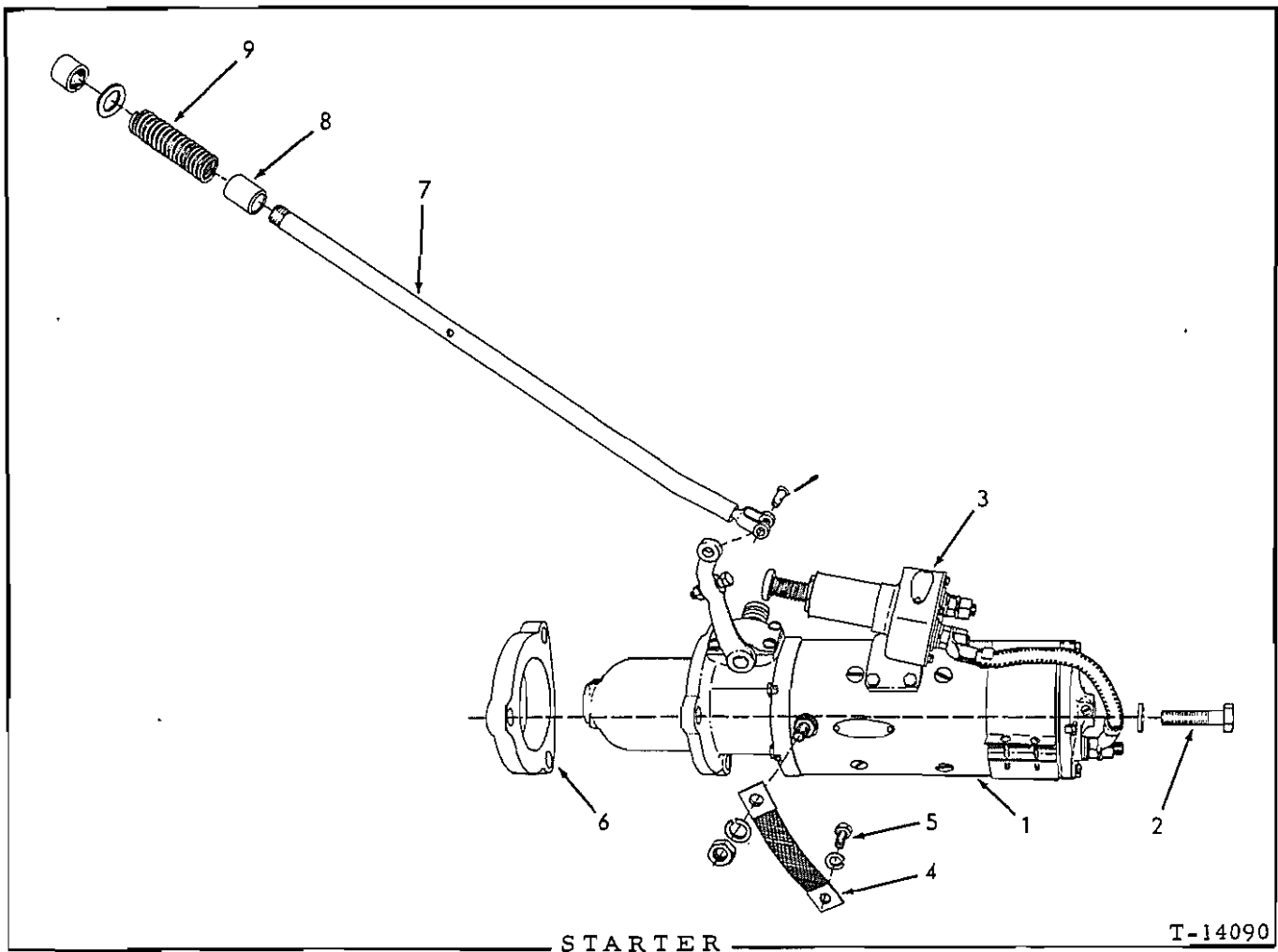
ITEM	PART NO.	QTY.	DESCRIPTION	
1	70695471	2	BATTERY, storage, 12 volts, dry-charged (Each requires 14 qts. electrolyte)	
1A	70243526	1	ELECTROLYTE ("Z" pack - 6.1 qts.)	} Not illustrated
1B	70243527	1	ELECTROLYTE ("F" pack - 5.0 gals.)	
1C	70243528	1	HOSE, electrolyte dispensing (For use with 5 gal. pack)	
2	70097873	1	CABLE, battery to master switch (17-3/4" long)	
3	79010713	1	SWITCH ASSY., master (Serviced only as a unit)	
	70914330	2	CAPSCREW, 1/4"NF x 5/8"	
	70904204	2	LOCKWASHER, 1/4"	
	70911040	2	NUT, 1/4"NF	
4	70098099	1	BOX, master switch	
	70914330	4	CAPSCREW, 1/4"NF x 5/8"	
	70904204	4	LOCKWASHER, 1/4"	
	70911040	4	NUT, 1/4"NF	
5	70638897	1	STRAP, battery connecting (5-3/4" long)	
6	70097609	1	CABLE, master switch to ground (33-1/4" long)	
7	70036032	1	CAPSCREW, 3/8"NF x 3/4"	
	70906960	1	LOCKWASHER, internal teeth, 3/8"	
8	70097874	1	CABLE, battery to starter (136" long)	
9	70094527	10	CLIP, cable supporting	
	70035979	3	CAPSCREW, 3/8"NF x 5/8"	
	70036032	6	CAPSCREW, 3/8"NF x 3/4"	
	70904206	10	LOCKWASHER, 3/8"	
	70911041	1	NUT, 3/8"NF	
10	70097611	2	BOOT, cable protecting	
11	70921912	3	CLAMP, cable boot (1-1/16" to 2" diam.)	
12	70076572	1	BOOT, protecting, starter terminal	
13	70098460	1	BRACKET, starter cable clip	
	70910244	2	WASHER, plain, SAE std., 1/2"	
14	-----	1	BOARD, battery spacing (Procure locally)	
15	70620158	1	PAD, battery (felt)(Effective with tractor #12630)	



BATTERIES AND CABLES

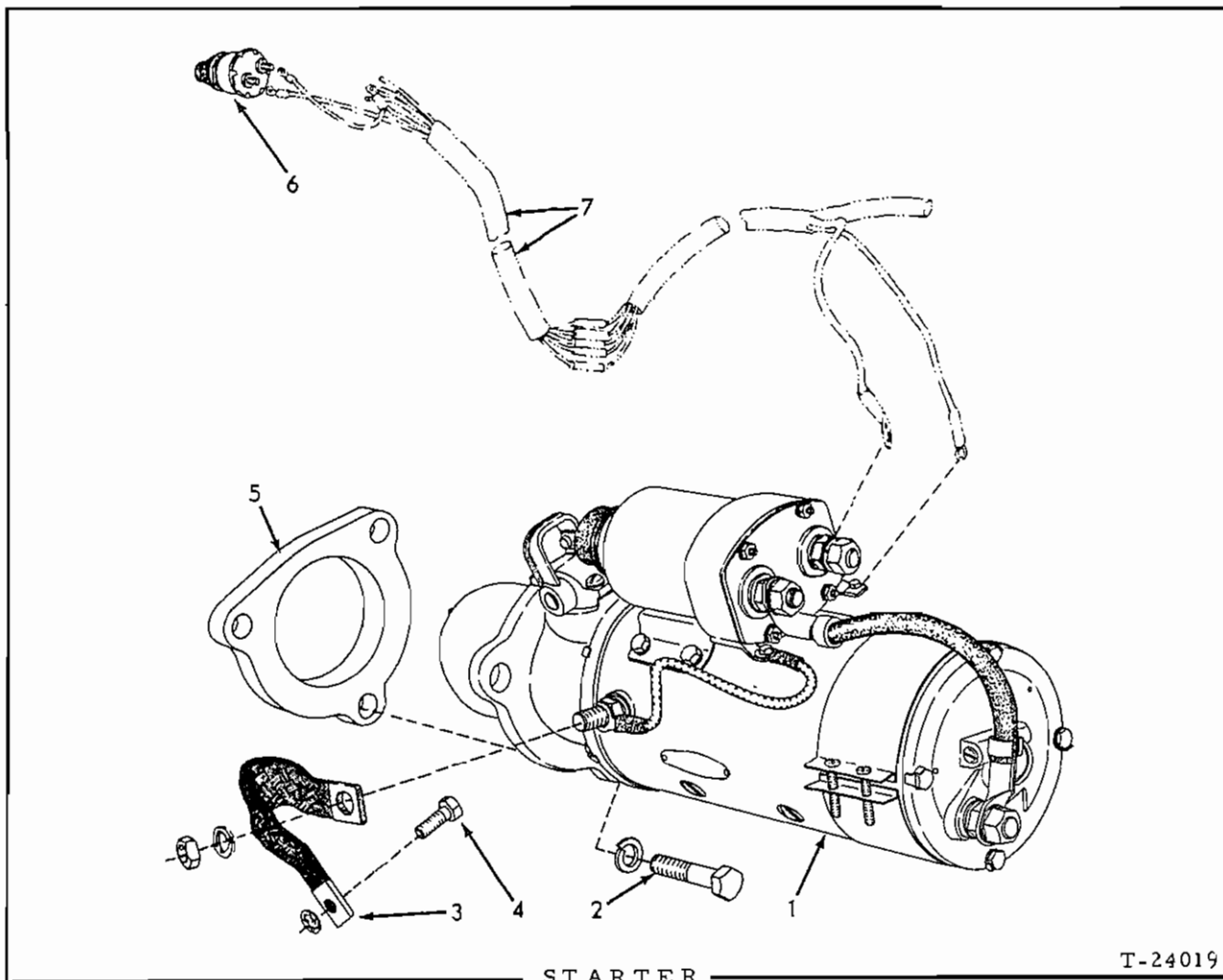
USAGE: Loader serial No. 13322 and up.

ITEM	PART NO.	QTY.	DESCRIPTION	
1	70695471	2	BATTERY, storage, 12 volts, dry-charged (Each requires 14 qts. electrolyte)	
1A	70243526	1	ELECTROLYTE ("Z" pack - 6.1 qts.)	} Not illustrated
1B	70243527	1	ELECTROLYTE ("F" pack - 5.0 gals.)	
1C	70243528	1	HOSE, electrolyte dispensing (For use with 5-gal. pack)	
2	70096918	1	CABLE, battery to master switch (16-1/2" long)	
3	79010713	1	SWITCH ASSY., master (Serviced only as a unit)	
	70915343	2	CAPSCREW, 1/4"NC x 5/8"	
	70904204	2	LOCKWASHER, 1/4"	
	70911024	2	NUT, 1/4"NC	
4	70098099	1	BOX, master switch	
	70915343	4	CAPSCREW, 1/4"NC x 5/8"	
	70904204	4	LOCKWASHER, 1/4"	
	70911024	4	NUT, 1/4"NF	
5	70638897	1	STRAP, battery connecting (5-3/4" long)	
6	70095993	1	CABLE, master switch to ground (37" long)	
7	70916381	1	CAPSCREW, 3/8"NF x 3/4"	
	70906960	1	LOCKWASHER, internal teeth, 3/8"	
8	70097874	1	CABLE, battery to starter (136" long)	
9	70094527	8	CLIP, cable supporting	
	70915408	1	CAPSCREW, 3/8"NC x 3/4"	
	70916269	6	CAPSCREW, 3/8"NC x 7/8"	
	70045174	1	CAPSCREW, 3/8"NF x 2-1/2" (Used prior to tractor #15791)	
	70911115	8	WASHER, plain, SAE std., 3/8"	
	70904206	8	LOCKWASHER, 3/8"	
	70911026	1	NUT, 3/8"NC	
10	70094597	1	SPACER, cable clip (Tractors #13715 thru #15790)	
11	70097611	2	BOOT, cable protecting	
	70921911	2	CLAMP, hose, 11/16" to 1-1/4" diam.	
12	70076572	1	BOOT, protecting, starter terminal (Used to tractor #14615)	
	70921912	1	CLAMP, hose, 1-1/16" to 2" diam.	
13	70098460	1	BRACKET, supporting, starter cable clip (Used prior to tractor #15791)	
	70095985	1	ANGLE, supporting, starter cable clip (Effective with tractor #15791)	
	70910244	2	WASHER, plain, SAE std., 1/2" (spacing)	
14	-----	1	BOARD, battery spacing (Procure locally)(Loaders prior to unit #21460 only)	
15	70620158	1	PAD, battery (felt)	



USAGE: Tractors prior to serial No. 11094

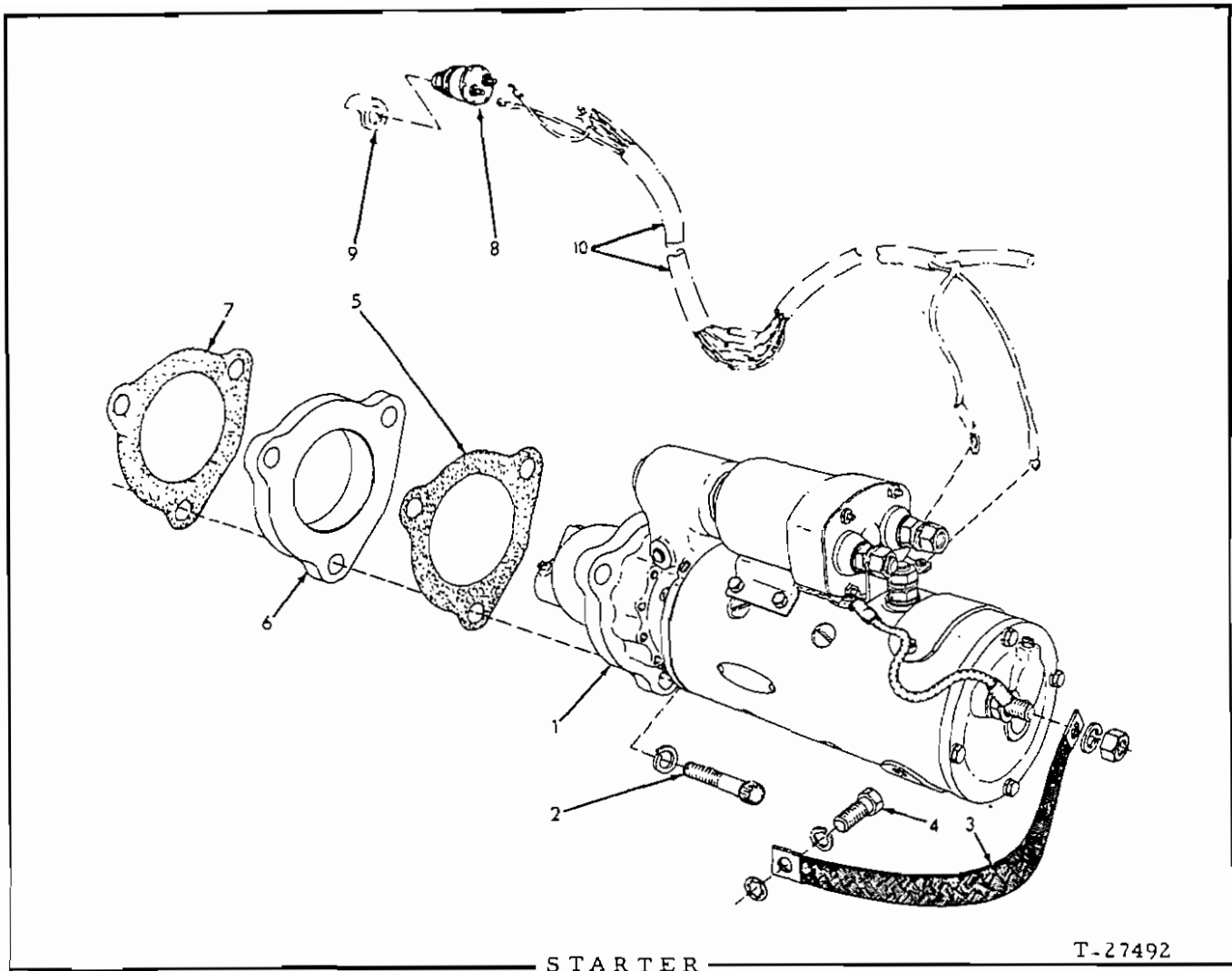
ITEM	PART NO.	QTY.	DESCRIPTION
1	70086764	1	MOTOR, starting (DELCO-REMY #1113714. Was formerly #1109861. Order parts from local United Motors Service agency)(Includes item 3)
2	70023755	3	CAPSCREW, 5/8"NC x 2-1/4"
	70904209	3	LOCKWASHER, 5/8"
3	70034924	1	SWITCH, starting motor (DELCO-REMY #1857074. Was formerly #407C. Order parts from local United Motors Service agency)
4	70089621	1	STRAP, starter to ground
5	70036032	1	CAPSCREW, 3/8"NF x 3/4"
	70904206	1	LOCKWASHER, 3/8"
6	74348140	1	ADAPTER, starting motor
7	70087366	1	ROD, operating
	70901752	1	CAP, pipe, 3/8"NPT
	70917645	1	PIN, yoke, 5/16" diam.
	70904001	1	PIN, cotter, 3/32" x 1/2"
8	70090489	1	SPACER, operating rod spring (Effective with tractor #2925)
9	70090487	1	SPRING, operating rod (Effective with tractor #2925)
	70918748	1	WASHER, plain, 23/32"I.D., 1-1/4"O.D., 1/16" thick



T-24019

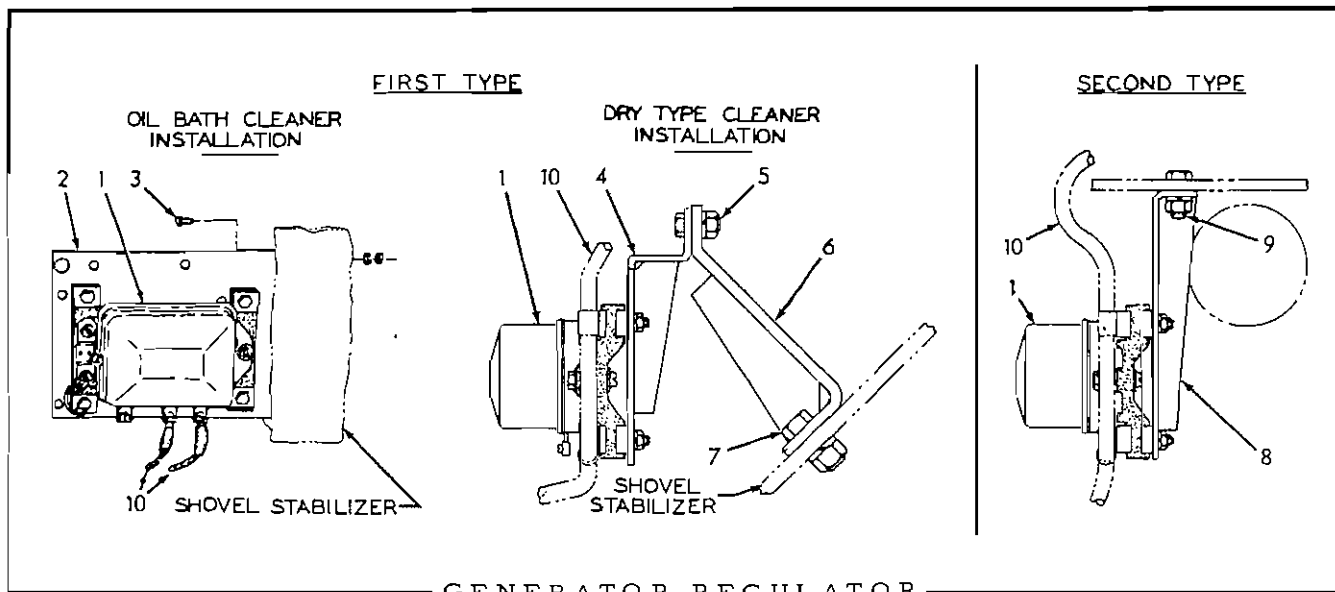
USAGE: Tractors S/N 11094 thru 14614, including No. 14616. Not for units equipped with oil clutch.

ITEM	PART NO.	QTY.	DESCRIPTION
1	74387529	1	MOTOR, starting ("Delco-Remy" #1113898. Was formerly #1113828. Order parts from local United Motors Service agency)
2	70023755	3	CAPSCREW, 5/8" NC x 2-1/4"
	70904209	3	LOCKWASHER, 5/8"
3	70089621	1	STRAP, starter to ground
4	70036032	1	CAPSCREW, 3/8" NF x 3/4"
	70906960	1	LOCKWASHER, int-tooth, 3/8"
5	74348140	1	ADAPTER, starting motor
6	70240962	1	SWITCH ASSEMBLY, push-button (Includes mounting nut)
7	-----	1	WIRING HARNESS (See LIGHTS AND WIRING)



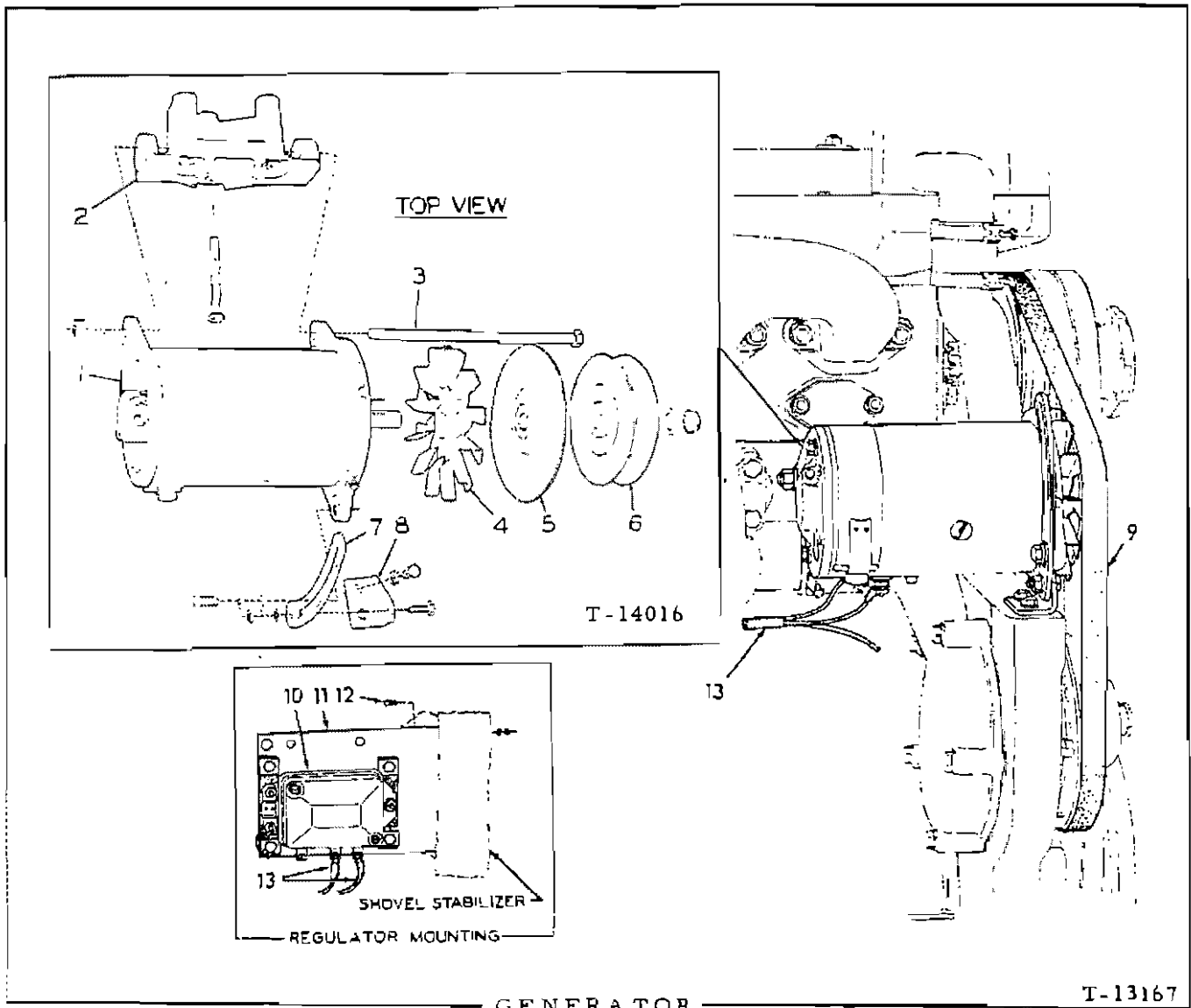
· USAGE: Standard equipment on tractors serial No. 14615 and up, excluding No. 14616. Also used on prior units equipped with optional oil clutch

ITEM	PART NO.	QTY.	DESCRIPTION
1	74387529	1	MOTOR, starting (Delco-Remy #1113898. Was formerly #1113895. Order parts from local United Motors Service agency)
2	70925220	3	SCREW, 12-point, Nylok, 5/8"NC x 2-1/2"
	70904209	3	LOCKWASHER, 5,8"
3	70623545	1	STRAP, starter to ground
4	70035525	1	CAPSCREW, 1/2"NF x 1-1/8"
	70904208	1	LOCKWASHER, regular, 1/2"
	70906961	1	LOCKWASHER, int-tooth, 1/2"
5	70620366	1	GASKET, starting motor
6	70621308	1	ADAPTER, starting motor
7	70620365	1	GASKET, starting motor adapter
8	70240962	1	SWITCH ASSEMBLY, push-button (Includes mounting nut)
9	-----	1	GUARD, starter switch (See INSTRUMENTS AND COWL)
10	-----	1	WIRING HARNESS (See LIGHTS AND WIRING)



* Tractors prior to serial No. 15791
 ** Tractors serial No. 15791 and up

ITEM	PART NO.	QTY.		DESCRIPTION
		*	**	
1	70090048	1	1	REGULATOR, voltage and current (DELCO-REMY #1119164. Order parts from local United Motors Service agency)
	70912178	4	4	CAPSCREW, 1/4"NF x 1-1/2"
	70904204	4	4	LOCKWASHER, 1/4"
	70911040	4	4	NUT, 1/4"NF
2	70091779	1	-	BRACKET, regulator mounting (Used with oil-bath air cleaner only)
3	70036032	2	-	CAPSCREW, 3/8"NF x 3/4"
	70904206	2	-	LOCKWASHER, 3/8"
	70911041	2	-	NUT, 3/8"NF
4	70623678	1	-	BRACKET, regulator mounting (Used with dry-type air cleaner only)
5	70036034	2	-	CAPSCREW, 3/8"NF x 1"
	70904206	2	-	LOCKWASHER, 3/8"
	70911041	2	-	NUT, 3/8"NF
6	70628588	1	-	BRACKET, supporting, regulator mounting bracket (Used with dry-type air cleaner only)
7	70070469	2	-	CAPSCREW, 1/2"NF x 1-1/4"
	70904208	2	-	LOCKWASHER, 1/2"
	70911043	2	-	NUT, 1/2"NF
8	70634480	-	1	BRACKET, regulator mounting
9	70036034	-	2	CAPSCREW, 3/8"NF x 1"
	70904206	-	2	LOCKWASHER, 3/8"
	70911041	-	2	NUT, 3/8"NF
10	-----	1	1	HARNES, generator to regulator (See LIGHTS AND WIRING)



GENERATOR

T-13167

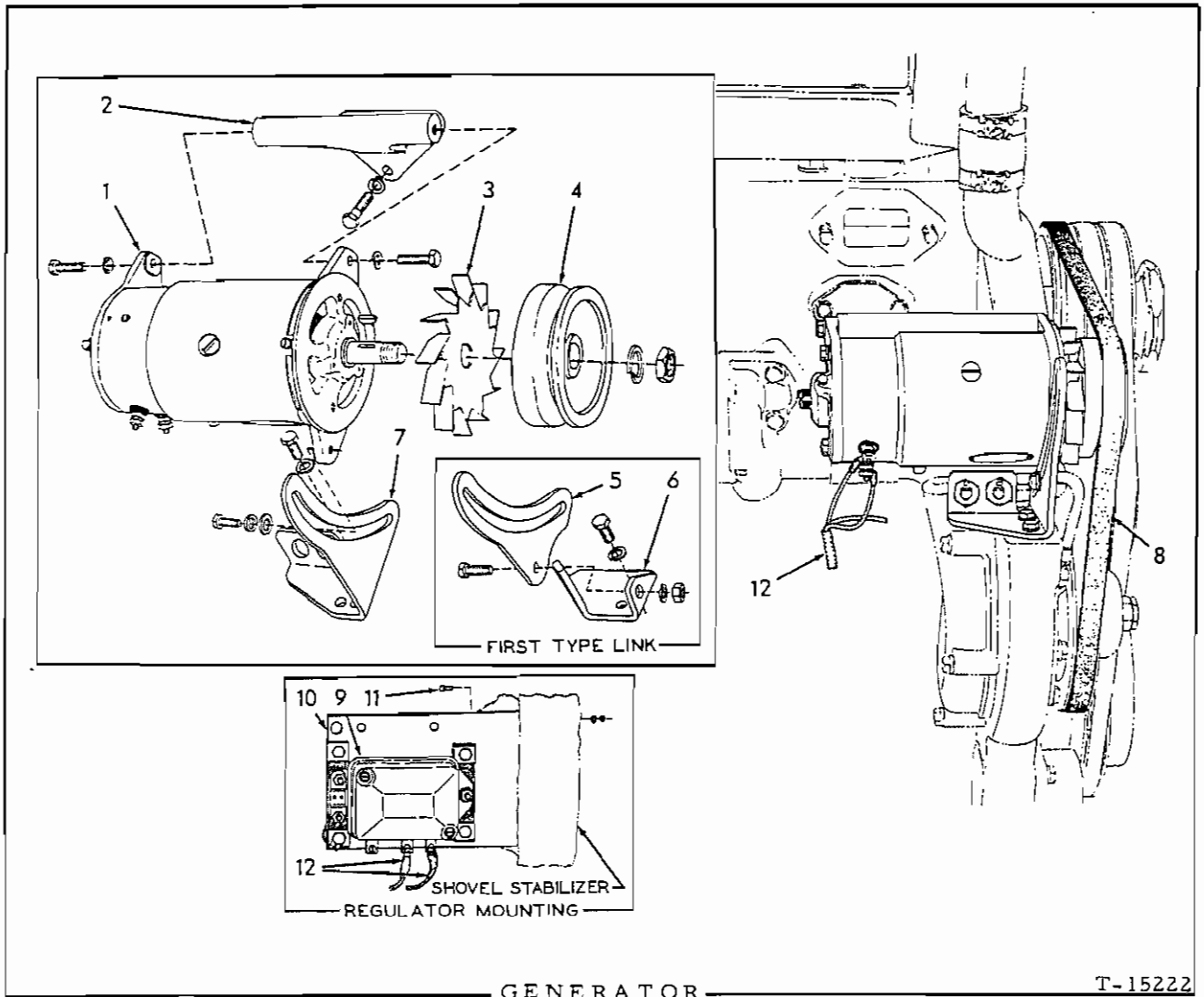
USAGE: Engines prior to serial No. 89347

ITEM	PART NO.	QTY.	DESCRIPTION
1	74348207	1	GENERATOR (Includes key, nut and washer for pulley)(DELCO-REMY #1105976. Order parts from local United Motors Service agency)
2	74348145	1	BRACKET, generator mounting
	70906695	3	CAPSCREW, 3/8"NC x 3-1/4"
	70904206	3	LOCKWASHER, 3/8"
3	74348276	1	CAPSCREW, generator hinge (7/16"NF x 8-5/8")
	70904207	1	LOCKWASHER, 7/16"
	70910986	1	NUT, 7/16"NF
4	-----	1	FAN, generator cooling (Original equipment. Order FAN 4374148)
	74374148	1	FAN, generator cooling (Service replacement. Includes integral baffle)(Not illustrated)
5	-----	1	BAFFLE, generator cooling fan (Not used with FAN 4374148)

(Continued)

GENERATOR (Continued)

ITEM	PART NO.	QTY.	DESCRIPTION
6	74347998	1	PULLEY
7	74348163	1	LINK, belt adjustment
	70915408	1	CAPSCREW, 3/8"NC x 3/4"
	70904206	1	LOCKWASHER, 3/8"
	70900817	1	WASHER, plain, U.S. std., 3/8"
	70914392	1	CAPSCREW, 5/16"NC x 1"
	70904205	1	LOCKWASHER, 5/16"
	70911025	1	NUT, 5/16"NC
8	-----	1	BRACKET, belt adjustment link (Order BRACKET 089644)
	70903771	2	CAPSCREW, 5/16"NC x 7/8"
	70904205	2	LOCKWASHER, 5/16"
9	74348851	1	BELT, generator and water pump
10	70184376	1	REGULATOR, voltage and current
	70912178	4	CAPSCREW, 1/4"NF x 1-1/2"
	70904204	4	LOCKWASHER, 1/4"
	70911040	4	NUT, 1/4"NF
11	70091779	1	BRACKET, regulator mounting
12	70036032	2	CAPSCREW, 3/8"NF x 3/4"
	70904206	2	LOCKWASHER, 3/8"
	70911041	1	NUT, 3/8"NF
13	-----	1	HARNESS, generator to regulator (See LIGHTS AND WIRING)



USAGE: Engines serial No. 89347 and up

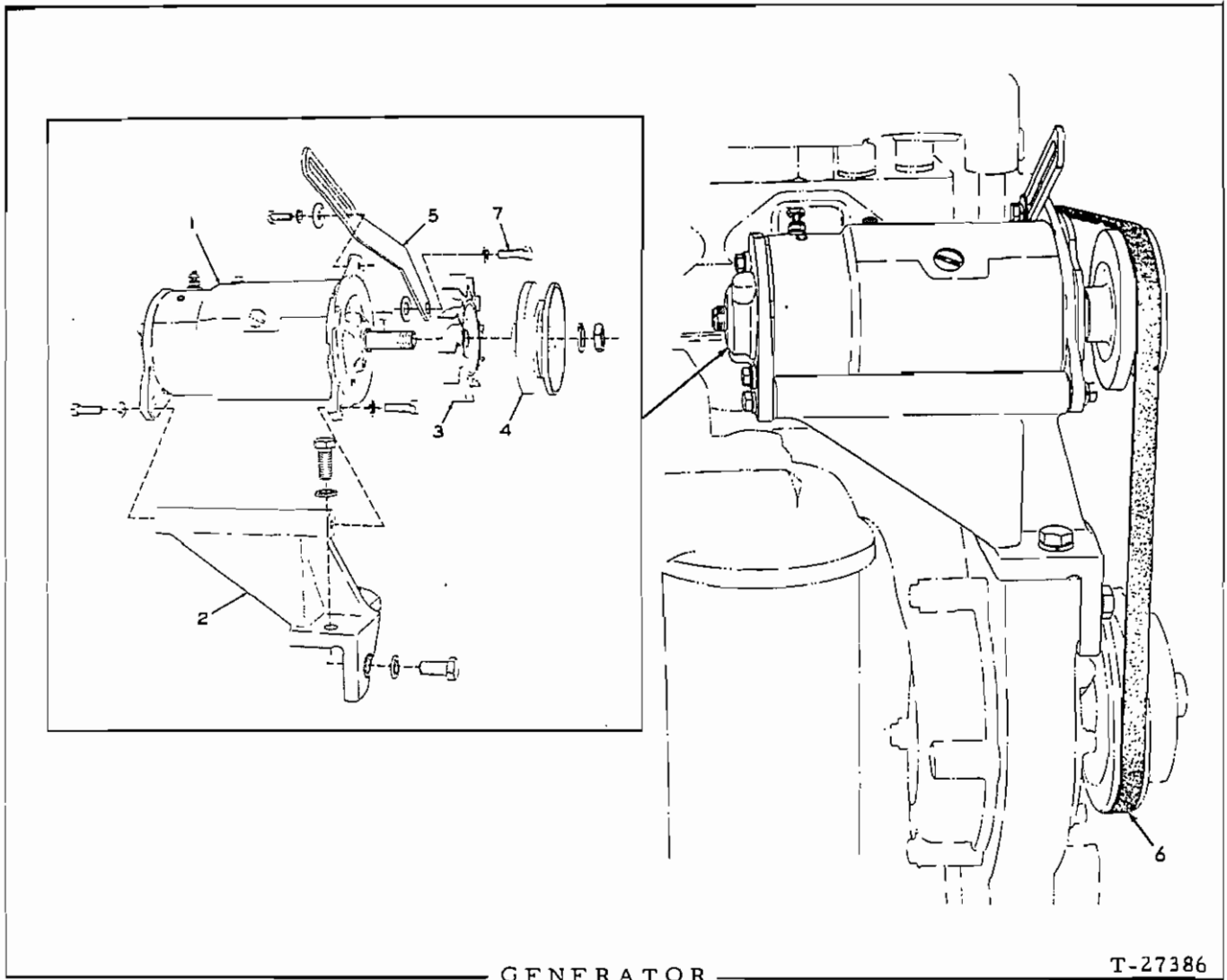
ITEM PART NO. QTY. DESCRIPTION

1	74336809	1	GENERATOR (10 amp. Includes key, nut and washer for pulley)(DELCO-REMY. Order parts from local United Motors Service agency)
	70905662	2	CAPSCREW, 5/16"NC x 1-1/8"
	70904205	2	LOCKWASHER, 5/16"
2	74348609	1	BRACKET, generator mounting
	70903632	3	CAPSCREW, 3/8"NC x 1-1/2"
	70904206	3	LOCKWASHER, 3/8"
3	74502638	1	FAN, generator cooling
4	74348619	1	PULLEY (5" diam.)(Used prior to engine #6-10368)
	74349676	1	PULLEY (4-1/8" diam.)(Effective with engine #6-10368)

(Continued)

GENERATOR (Continued)

ITEM	PART NO.	QTY.	DESCRIPTION
5	-----	1	LINK, belt adjustment (Used prior to engine #95456. Order item 7)
	70915809	1	CAPSCREW, 5/16"NC x 3/4"
	70914392	1	CAPSCREW, 5/16"NC x 1"
	70901165	1	WASHER, plain, U.S. std., 5/16"
	70904205	2	LOCKWASHER, 5/16"
	70911025	1	NUT, 5/16"NC
6	70089644	1	BRACKET, belt adjustment link (also serves as support for fan belt tightener lubricating hose)(Used prior to engine #95456)
	70903771	2	CAPSCREW, 5/16"NC x 7/8"
	70904205	2	LOCKWASHER, 5/16"
7	74335182	1	LINK, belt adjustment (also serves as support for water pump and fan belt tightener lubricating hoses)(Effective with engine #95456)
	70903771	2	CAPSCREW, 5/16"NC x 7/8"
	70915809	1	CAPSCREW, 5/16"NC x 3/4"
	70904205	3	LOCKWASHER, 5/16"
	70901165	1	WASHER, plain, U.S. std., 5/16"
8	74348851	1	BELT, generator and water pump (Used prior to engine #6-10368)
		1	BELT, generator and water pump (Effective with engine #6-10368)
9	70090048	1	REGULATOR, voltage and current (DELCO-REMY #1119164. Order parts from local United Motors Service agency)
	70912178	4	CAPSCREW, 1/4"NF x 1-1/2"
	70904204	4	LOCKWASHER, 1/4"
	70911040	4	NUT, 1/4"NF
10	70091779	1	BRACKET, regulator mounting
11	70036032	2	CAPSCREW, 3/8"NF x 3/4"
	70904206	2	LOCKWASHER, 3/8"
	70911041	2	NUT, 3/8"NF
12	-----	1	HARNESS, generator to regulator (See LIGHTS AND WIRING)



GENERATOR

T-27386

* Engines prior to serial No. 6-15442 (Ventilated generator)
 ** Engines serial No. 6-15442 and up (Sealed generator)

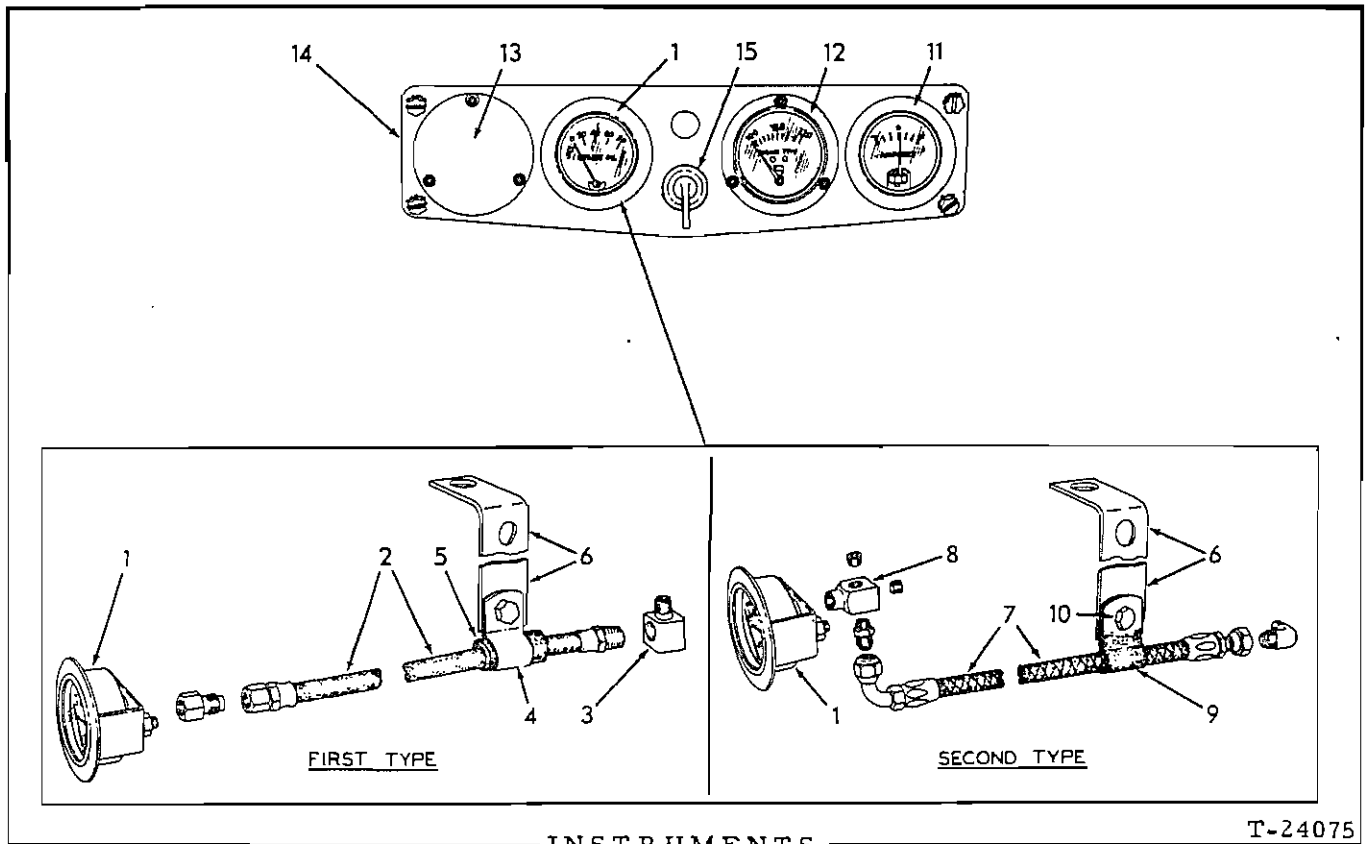
ITEM	PART NO.	QTY.		DESCRIPTION
		*	**	
1	-----	1	-	GENERATOR ASSEMBLY ("Delco-Remy"#1103027) (Order GENERATOR ASSEMBLY 4058931)
	-----	-	1	GENERATOR ASSEMBLY ("Delco-Remy"#1103028) (Used prior to engine #6-23260. Order GENERATOR ASSEMBLY 4058931)
	70921422	2	2	CAPSCREW, 5/16"NC x 1-1/8"
	70904205	2	2	LOCKWASHER, 5/16"
	74058931	-	1	GENERATOR ASSEMBLY (Includes key, nut and washer for pulley. "Delco-Remy"#1103032) (Effective with engine #6-23260)
	70919224	-	2	CAPSCREW, 3/8"NC x 1-1/8"
	70904206	-	2	LOCKWASHER, 3/8"

Order parts
 from local
 United Motors
 Service Agency

(Continued)

GENERATOR (Continued)

ITEM	PART NO.	QTY.		DESCRIPTION
		*	**	
2	74349952	1	1	BRACKET, mounting (Used prior to engine #6-23260)
	74354581	-	1	BRACKET, mounting (Effective with engine #6-23260)
	70920582	1	1	CAPSCREW, 1/2"NC x 1-1/4"
	70920583	2	2	CAPSCREW, 1/2"NC x 1-1/2"
	70904208	3	3	LOCKWASHER, 1/2"
3	74513922	1	-	FAN, cooling
4	74349676	1	1	PULLEY (cast iron)(Used prior to engine #6-24637)
	74339504	-	1	PULLEY (Pressed steel)(Effective with engine #6-24637)
5	74349961	1	1	BRACE, generator
	70915809	1	1	CAPSCREW, 5/16"NC x 3/4"
	70904205	1	1	LOCKWASHER, 5/16"
	70901165	1	1	WASHER, plain, U. S. std., 5/16"
6	74349728	1	1	BELT, generator and water pump
7	-----	-	-	CAPSCREW (See FAN)
	70914659	1	1	WASHER, plain, SAE std., 9/16"



INSTRUMENTS

T-24075

USAGE: Tractors prior to serial No. 11094

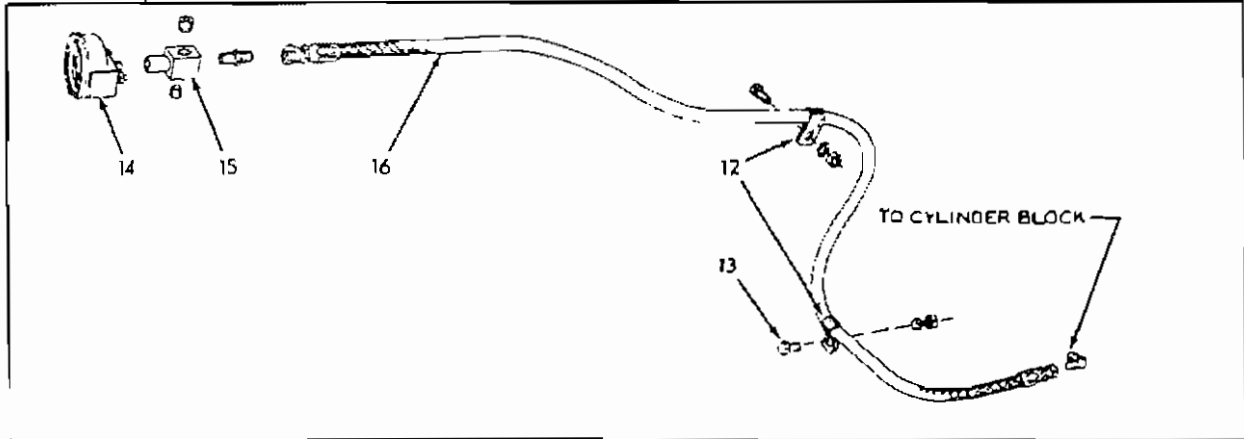
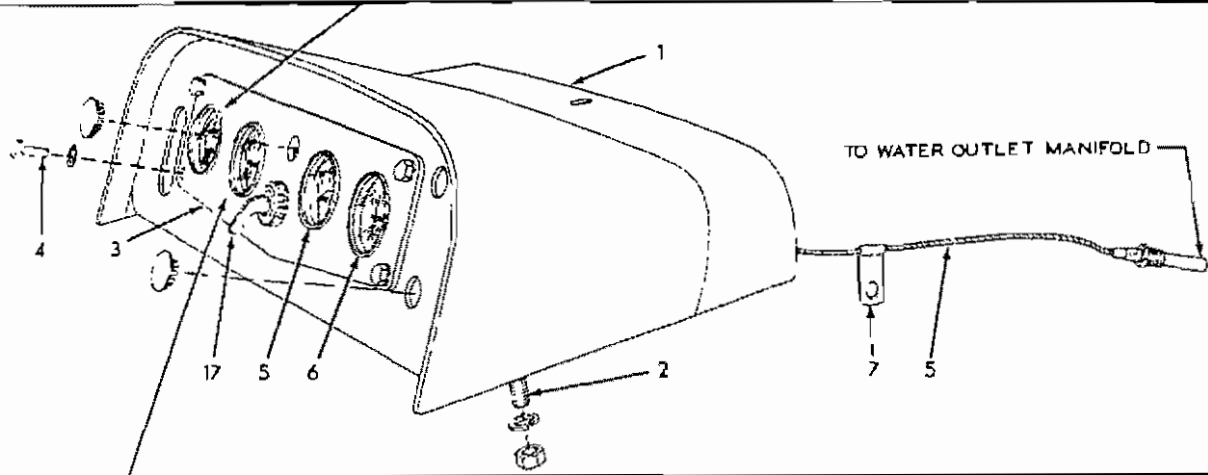
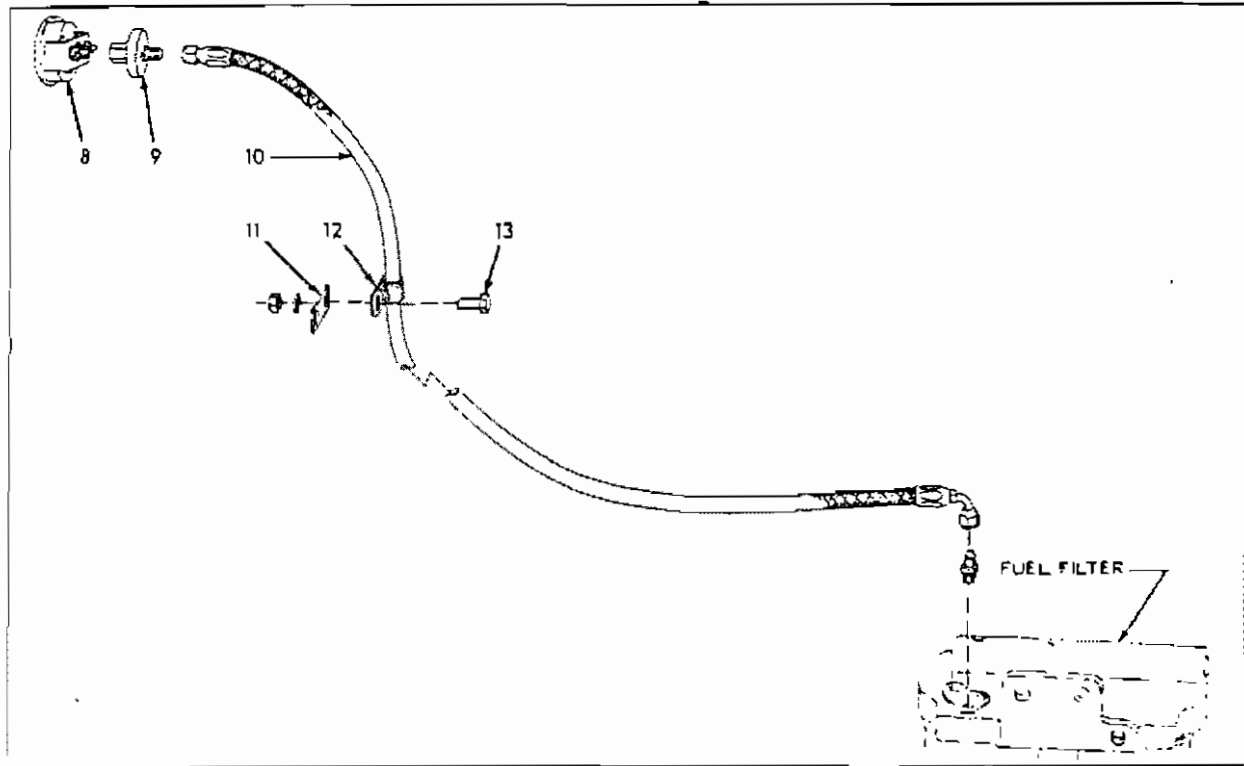
* Tractors prior to serial No. 9157.
 ** Tractors serial No. 9157 thru 11093.

ITEM	PART NO.	QTY.		DESCRIPTION
		*	**	
1	70691745	1	1	GAUGE, engine oil pressure (Includes mounting clamp)
2	70088471	1	-	HOSE, oil pressure gauge
	70913036	1	-	CONNECTOR, flare type, 1/4" tube, 1/8"NPT female
3	70047852	1	-	ELBOW, oil pressure gauge hose (Not used on tractors equipped with Heavy-Duty Oil Filter)
4	70076498	1	-	CLIP, hose supporting (11/16" diam., 13/32" bolt-hole)
5	70086793	1	-	SLEEVE, hose protecting (rubber)
6	70088435	1	1	BRACKET, hose supporting
7	70094674	-	1	HOSE ASSEMBLY, oil pressure gauge (See HOSE PARTS)
	70919171	-	1	CONNECTOR, flare type, 1/4" tube, 1/8"NPT male
	70919173	-	1	ELBOW, flare type, 90°, 1/4" tube, 1/8"NPT male (Not used on tractors equipped with Heavy-Duty Oil Filter)
8	70094450	-	1	TEE, oil gauge line
	70910231	-	1	PLUG, pipe, hex-socket-hd., 1/8"NPT
	70907859	-	1	PLUG, pipe, hex-socket-hd., 1/4"NPT

(Continued)

INSTRUMENTS (Continued)

ITEM	PART NO.	QTY.		DESCRIPTION
		*	**	
9	70094527	-	1	CLIP, hose supporting
10	70036032	-	1	CAPSCREW, 3/8"NF x 3/4"
	70904206	-	1	LOCKWASHER, 3/8"
	70911041	-	1	NUT, 3/8"NF
11	70658348	1	1	AMMETER (Includes mounting clamp)
12	-----	1	1	GAUGE, engine temperature (Used prior to tractor #9757. Order GAUGE 70658423)
	70918210	3	3	SCREW, thread-cutting, #6 x 1/2" (Includes lock- washer)
	70658423	-	1	GAUGE, engine temperature (Includes mounting clamp) (Effective with tractor #9757)
13	70050751	1	1	COVER, instrument hole
	70918210	3	3	SCREW, thread-cutting, #6 x 1/2" (Includes lockwasher)
14	70087245	1	1	PLATE, instrument mounting
	70917803	4	4	SCREW, thread-cutting, hex-hd., 1/4"NC x 5/8" (Includes lockwasher)
15	-----	1	1	SWITCH (See LIGHTS AND WIRING)

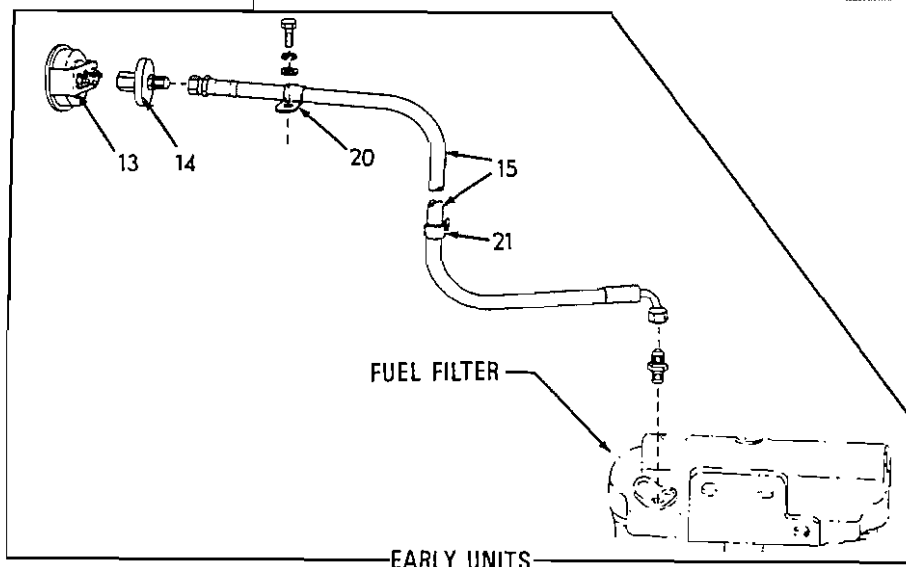
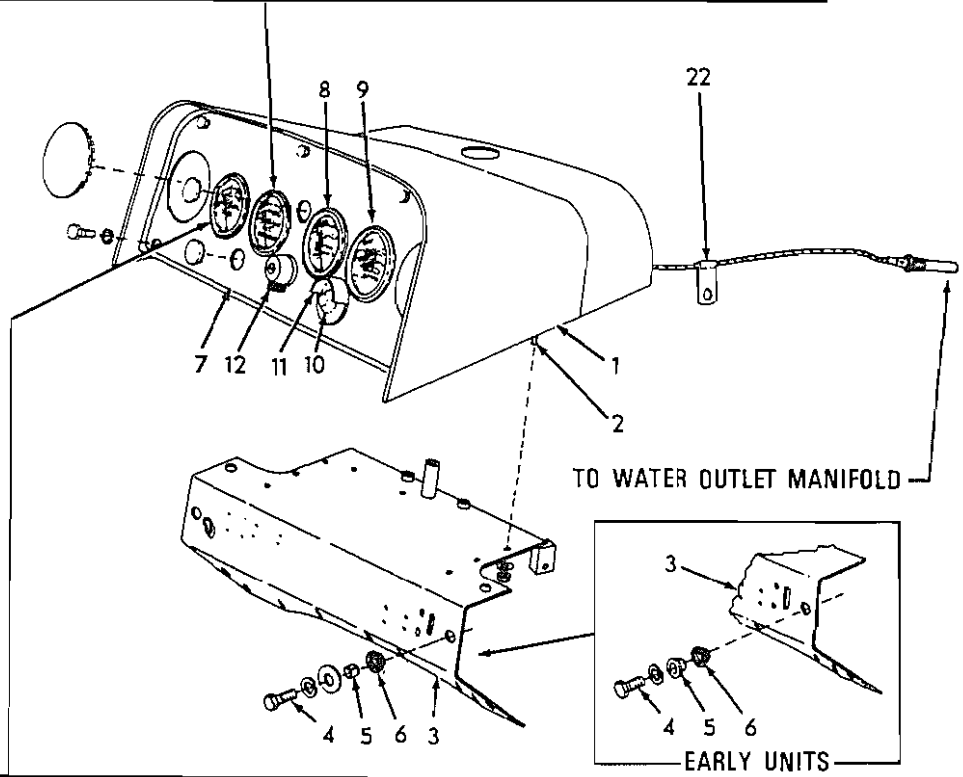
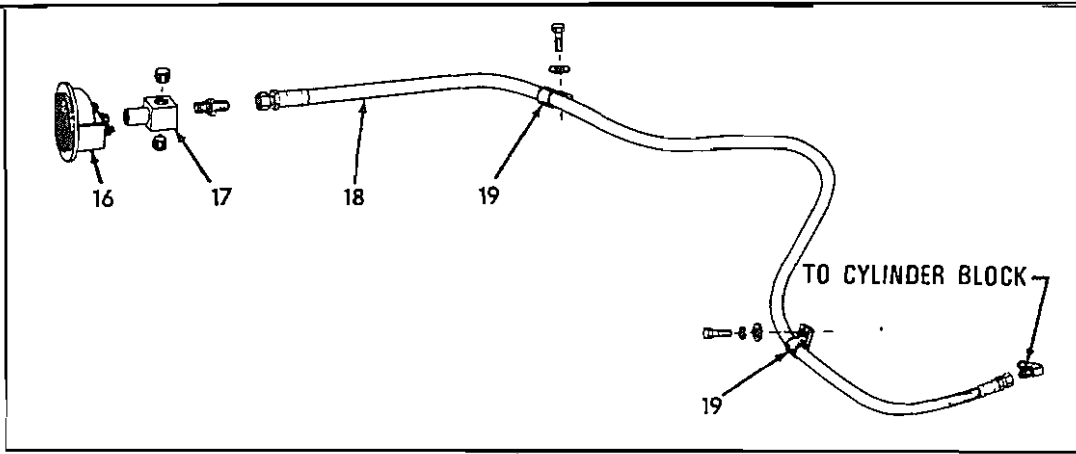


INSTRUMENTS AND COWL (First Type)

INSTRUMENTS AND COWL

USAGE: Tractors prior to serial No. 15791

ITEM	PART NO.	QTY.	DESCRIPTION
1	70628447	1	COWL
	70921113	1	PLUG, button, chrome plated, 11/16" hole-diam.
2	70012992	4	CAPSCREW, 3/8"NF x 1-1/4"
	70044973	4	WASHER, plain
	70904206	4	LOCKWASHER, 3/8"
	70911041	4	NUT, 3/8"NF
3	70087245	1	PLATE, instrument mounting
	70921113	1	PLUG, button, chrome plated, 11/16" hole-diam.
4	70907727	4	CAPSCREW, cd-pltd., 1/4"NC x 5/8"
	70909367	4	LOCKWASHER, int-tooth, cd-pltd., 1/4"
5	-----	1	GAUGE, engine temperature (Order GAUGE 658397)
6	-----	1	AMMETER (Order AMMETER 658348)
7	70077341	1	CLIP, temperature gauge tube
8	-----	1	GAUGE, fuel pressure (Order GAUGE 658349)
9	70088534	1	RESTRICTOR, fuel pressure gauge line
10	70644697	1	HOSE, fuel pressure gauge (See HOSE PARTS)
	70919171	1	CONNECTOR, flare type, 1/4" tube, 1/8"NPT male
11	70098108	1	CLIP, supporting, fuel pressure gauge hose
12	70094527	3	CLIP, hose supporting
13	70036032	3	CAPSCREW, 3/8"NF x 3/4"
	70904206	3	LOCKWASHER, 3/8"
	70911041	3	NUT, 3/8"NF
14	-----	1	GAUGE, engine oil pressure (Order GAUGE 658293)
15	70094450	1	TEE, oil gauge line
	70910231	1	PLUG, pipe, hex-socket, 1/8"NPT
	70907859	1	PLUG, pipe, hex-socket, 1/4"NPT
16	70097864	1	HOSE ASSEMBLY, oil pressure gauge (See HOSE PARTS)
	70919171	1	CONNECTOR, flare type, 1/4" tube, 1/8"NPT male (1 additional used on tractors equipped with Heavy-Duty oil Filter)
	70919173	1	ELBOW, flare type, 90°, 1/4" tube, 1/8"NPT male (Not used on tractors equipped with Heavy-Duty Oil Filter)
17	-----	1	SWITCH (See LIGHTS AND WIRING)



INSTRUMENT AND COWL

T-38170

INSTRUMENT AND COWL

USAGE: Loaders serial No. 15791 and up.

*Loaders prior to serial No. 24125

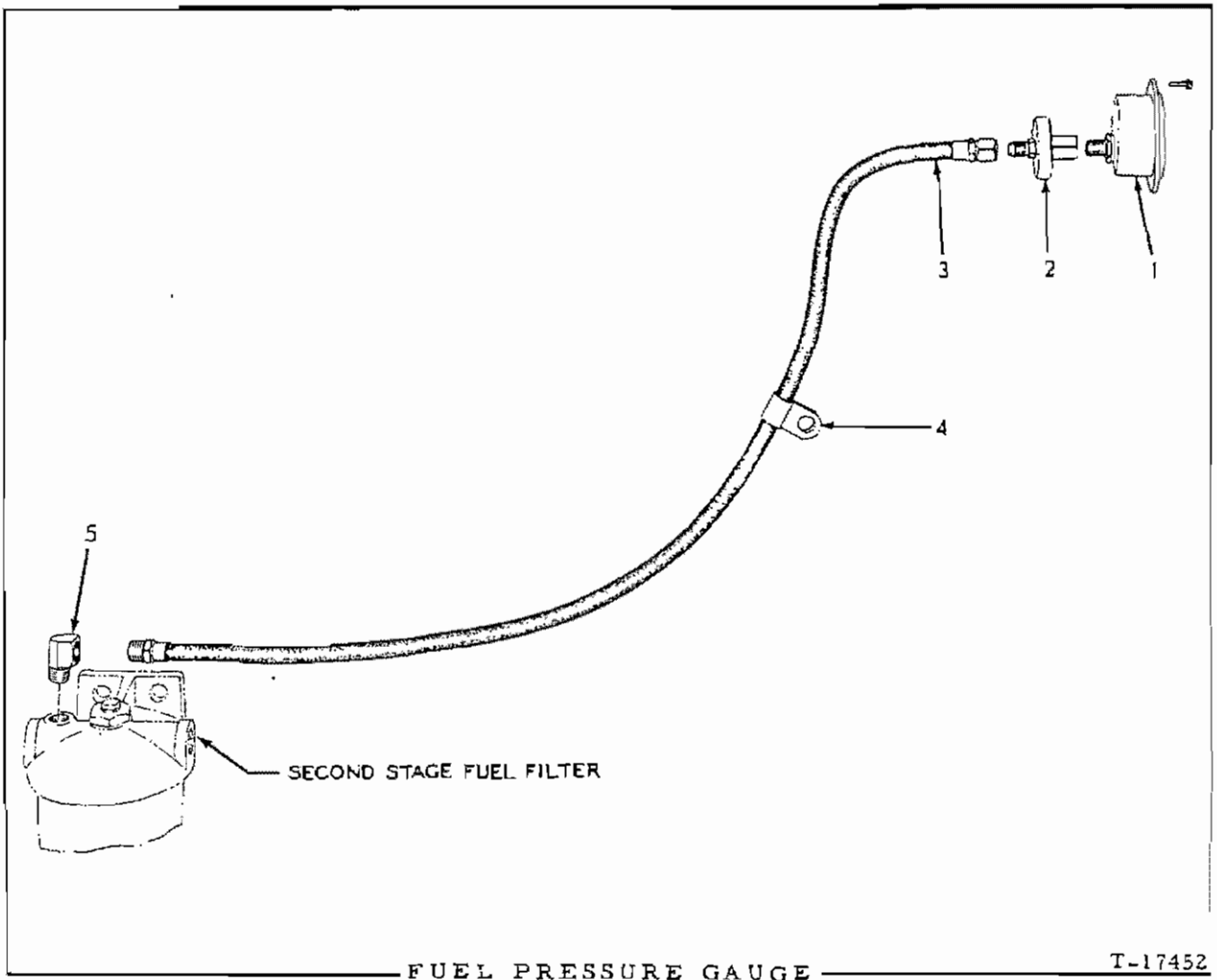
**Loader serial No. 24125 and up

ITEM	PART NO.	QTY.	DESCRIPTION
		* **	
1	70633183	1 -	COWL (Used prior to tractor #16539)
	70648517	1 1	COWL (Effective with tractor #16539)
2	70921076	6 6	CAPSCREW, 3/8"NC x 1-1/4"
	70677006	6 6	WASHER, plain
	70910287	6 6	LOCKWASHER, 3/8"
	70911026	6 6	NUT, 3/8"NC
3	70648553	1 1	PLATE, cowl mounting
4	70035018	8 -	CAPSCREW, 1/2"NF x 1-1/2" (Farly units)
	70920585	8 8	CAPSCREW, 1/2"NC x 1-3/4" (Late units)
	70912441	8 8	LOCKWASHER, 1/2"
5	70635209	8 -	COLLAR, cowl mounting bushing (Loaders prior to unit #24006)
	70681290	8 8	BUSHING, cowl mounting
	70681286	8 8	WASHER, plain
6	70635210	8 8	BUSHING, cowl mounting (rubberized)
7	70624127	1 1	PLATE, instrument mounting
	70921113	2 2	PLUG, button, 11/16" hole-diam.
	70921193	2 3	PLUG, button, 2-3/32" hold-diam.
	70921959	5 5	CAPSCREW, cd. pltd., 1/4"NC x 5/8"
	70924958	5 5	LOCKWASHER, int-tooth, cd.-pltd., 1/4"
8	70658397	1 1	GAUGE, engine temperature (Includes mounting clamp)
9	70658348	1 1	AMMETER (Includes mounting clamp)
10	-----	- -	SWITCH ASSY. (See STARTER)
11	70634677	1 1	GUARD, starter switch
	70911100	1 1	WASHER, plain, SAE std., 5/8"
12	-----	1 1	SWITCH (See LIGHTS AND WIRING)
13	70658349	1 -	GAUGE, fuel pressure (Includes mounting clamp)
14	70088534	1 -	RESTRICTOR, fuel pressure gauge line (Used prior to tractor #20211)
	70919174	1 -	CONNECTOR, flare type, 1/4" tube, 1/8"NPT female (Effective with tractor #20211)
15	70644697	1 -	HOSE, fuel pressure gauge (See HOSE PARTS)
	70919171	1 -	CONNECTOR, flare type, 1/4" tube, 1/8"NPT male
16	70658293	1 1	GAUGE, engine oil pressure (Includes mounting clamp)
17	70094450	1 1	TEE, oil gauge line
	70910231	1 1	PLUG, pipe, hex-socket, 1/8"NPT
	70907859	1 1	PLUG, pipe, hex-socket, 1/4"NPT (Not used on tractors equipped with Hour Meter)
18	70646198	1 1	HOSE, engine oil pressure gauge (See HOSE PARTS)
	70919171	1 1	CONNECTOR, flare type, 1/4" tube, 1/8"NPT male
	70919173	1 1	ELBOW, flare type, 90°, 1/4" tube, 1/4"NPT male (Not used on tractors equipped with Heavy-duty oil filter)

(Continued)

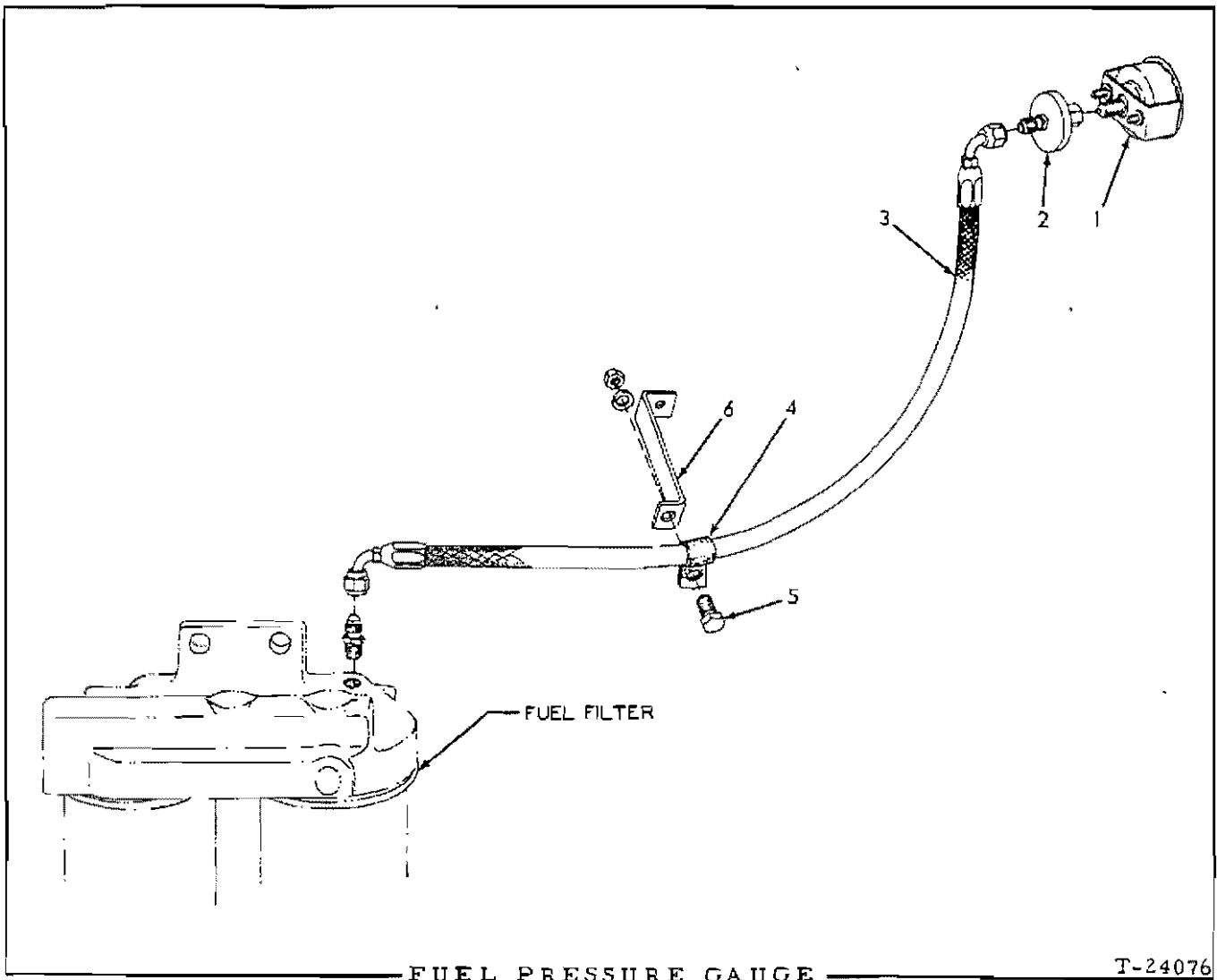
INSTRUMENTS AND COWL (Continued)

ITEM	PART NO.	QTY.	DESCRIPTION
		* **	
19	70094527	2 -	CLIP, oil pressure gauge hose (1/2" diam., 13/32" bolt-hole)(Used prior to tractor #18194)
	70644006	2 2	CLIP, oil pressure gauge hose (9/16" diam., 17/32" bolt-hole)(Effective with tractor #18194)
	70922262	1 1	CAPSCREW, 3/8"NC x 7/8"
	70922263	1 1	CAPSCREW, 3/8"NC x 1"
	70910287	2 1	LOCKWASHER, 3/8"
	70677006	2 2	WASHER, plain
	70911026	1 1	NUT, 3/8"NC
20	70094527	1 -	CLIP, fuel pressure gauge hose (1/2" diam., 13/32" bolt-hole)
	70922763	1 -	CAPSCREW, 3/8"NC x 1"
	70904206	1 -	LOCKWASHER, 3/8"
	70677006	1 -	WASHER, plain
21	70624508	1 -	CLIP, fuel pressure gauge hose (1/2" diam. 9/16" bolt-hole)
22	70077341	1 1	CLIP, temperature gauge tube



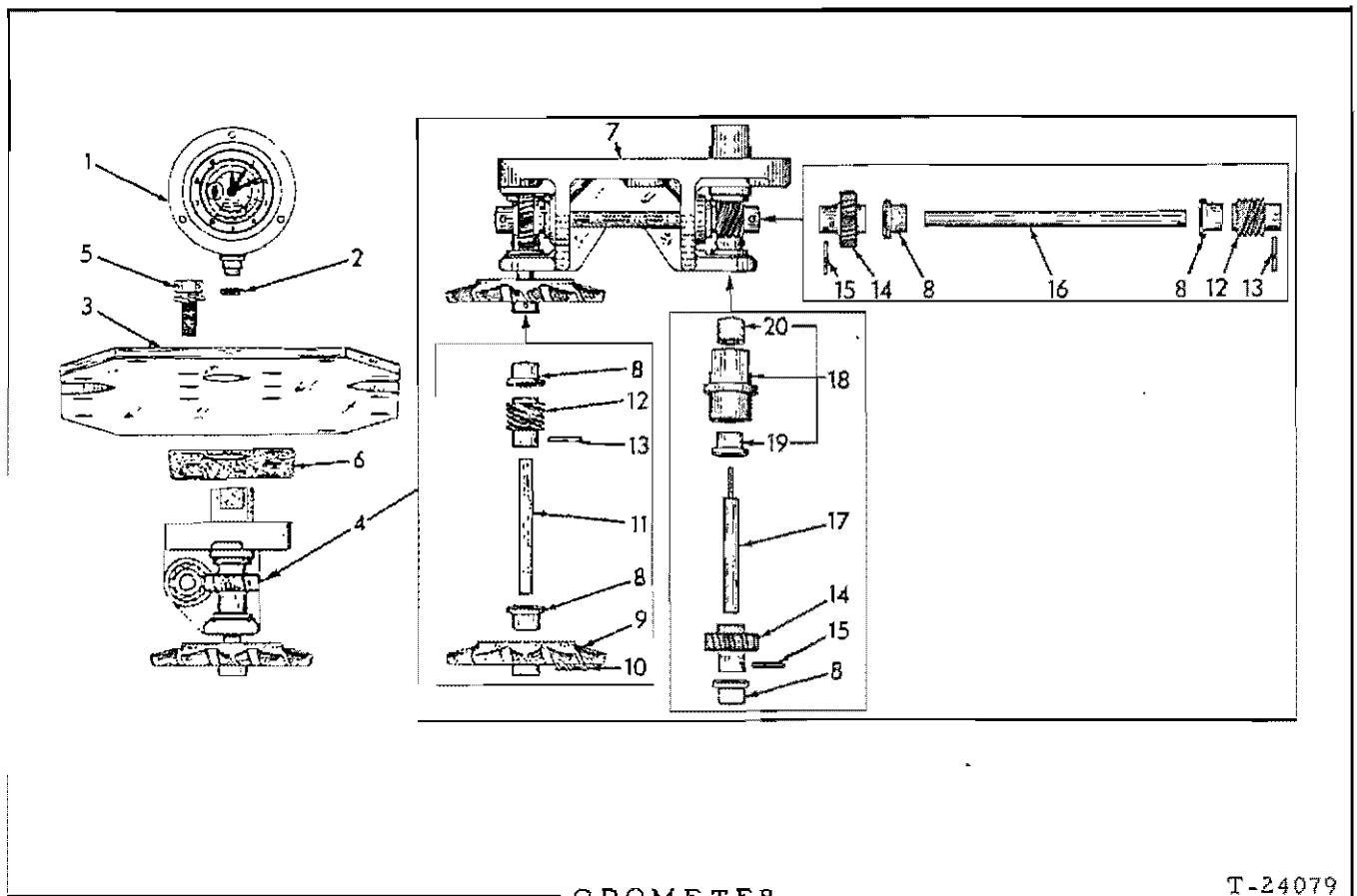
USAGE: Special equipment on tractors prior to serial No. 9157

ITEM	PART NO.	QTY.	DESCRIPTION
1	-----	1	GAUGE, fuel pressure (Order GAUGE 70658349)
	70918210	3	SCREW, thread-cutting, #6 x 1/2" (Includes lockwasher)
2	70088534	1	RESTRICTOR, pressure gauge line
3	70088535	1	HOSE
4	70033043	2	CLIP, hose supporting
5	70078926	1	ELBOW (90°, 1/4"NPT male and female)



USAGE: Special equipment on tractors serial No. 9157 thru 11093. See INSTRUMENTS AND COWL for pressure gauge which is standard equipment on later units.

ITEM	PART NO.	QTY.	DESCRIPTION
1	70658349	1	GAUGE, fuel pressure (Includes mounting clamp)
2	70088534	1	RESTRICTOR, pressure gauge line
3	70095865 70919171	1 1	HOSE ASSEMBLY (See HOSE PARTS) CONNECTOR, flare type, 1/4" tube, 1/8"NPT male
4	70094527	1	CLIP, hose supporting
5	70036032 70904206 70911041	1 1 1	CAPSCREW, 3/8"NF x 3/4" LOCKWASHER, 3/8" NUT, 3/8"NF
6	70095861	1	BRACKET, hose supporting



ODOMETER

T-24079

USAGE: Special equipment

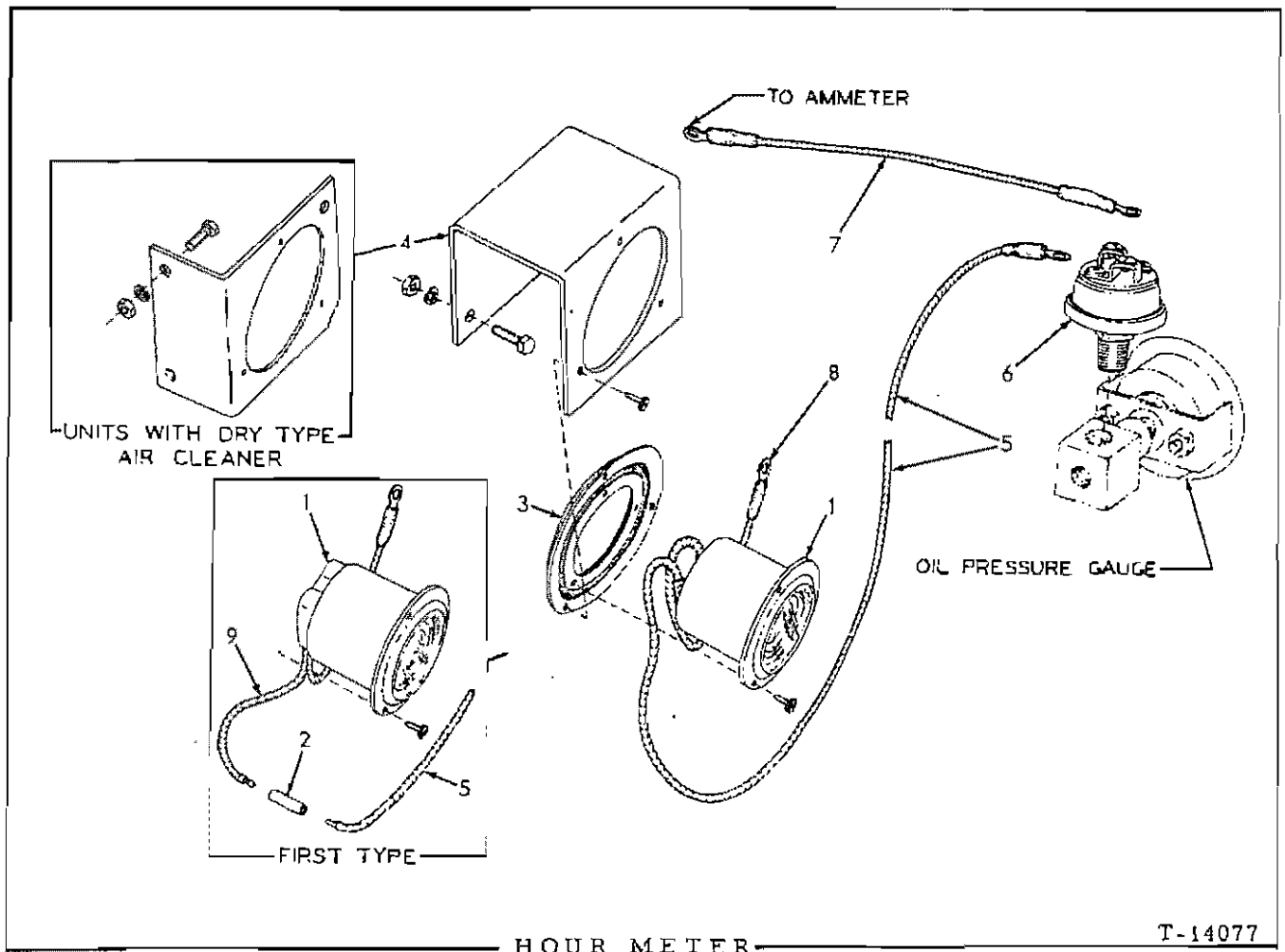
ITEM	PART NO.	QTY.	DESCRIPTION
1	70047678	1	ODOMETER (Registers miles. Serviced only as a unit)
	70057784	1	ODOMETER (Registers kilometers. Serviced only as a unit)
2	70630785	1	WASHER, spacing
3	-----	1	COVER, bevel gear compartment, top (Replaces standard cover) (Discontinued)
4	-----	1	DRIVE ASSEMBLY (Consists of items 7 thru 20)(Discontinued)
5	70035439	6	CAPSCREW, 3/8"NC x 1"
	70904206	6	LOCKWASHER, 3/8"
6	-----	1	GASKET, odometer drive to cover (Discontinued)
7	-----	1	BRACKET ASSEMBLY, odometer drive (Includes item 8)(Discontinued)
8	70047673	5	BUSHING, drive bracket
9	-----	1	GEAR, bevel (9 teeth)
10	-----	1	PIN, straight (3/16" x 3/4")
11	-----	1	SHAFT, bevel gear (3-1/8" long)
12	-----	2	GEAR, worm
13	-----	2	PIN, straight, (3/16" x 3/4")

} Discontinued)

(Continued)

O D O M E T E R (Continued)

ITEM	PART NO.	QTY.	DESCRIPTION	
14	-----	2	GEAR, helical (27 teeth)	} Discontinued
15	-----	2	PIN, straight (3/16" x 3/4")	
16	-----	1	SHAFT, intermediate (6-1/8" long)	
17	-----	1	SHAFT, odometer driving	
18	-----	1	ADAPTER ASSEMBLY (Includes items 19 and 20)	
19	70047673	1	BUSHING, adapter	
20	-----	1	PACKING, driving shaft (Discontinued)	



USAGE: Special equipment for tractors prior to serial No. 15791

* Tractors prior to serial No. 15431
 ** Tractors serial No. 15431 and up

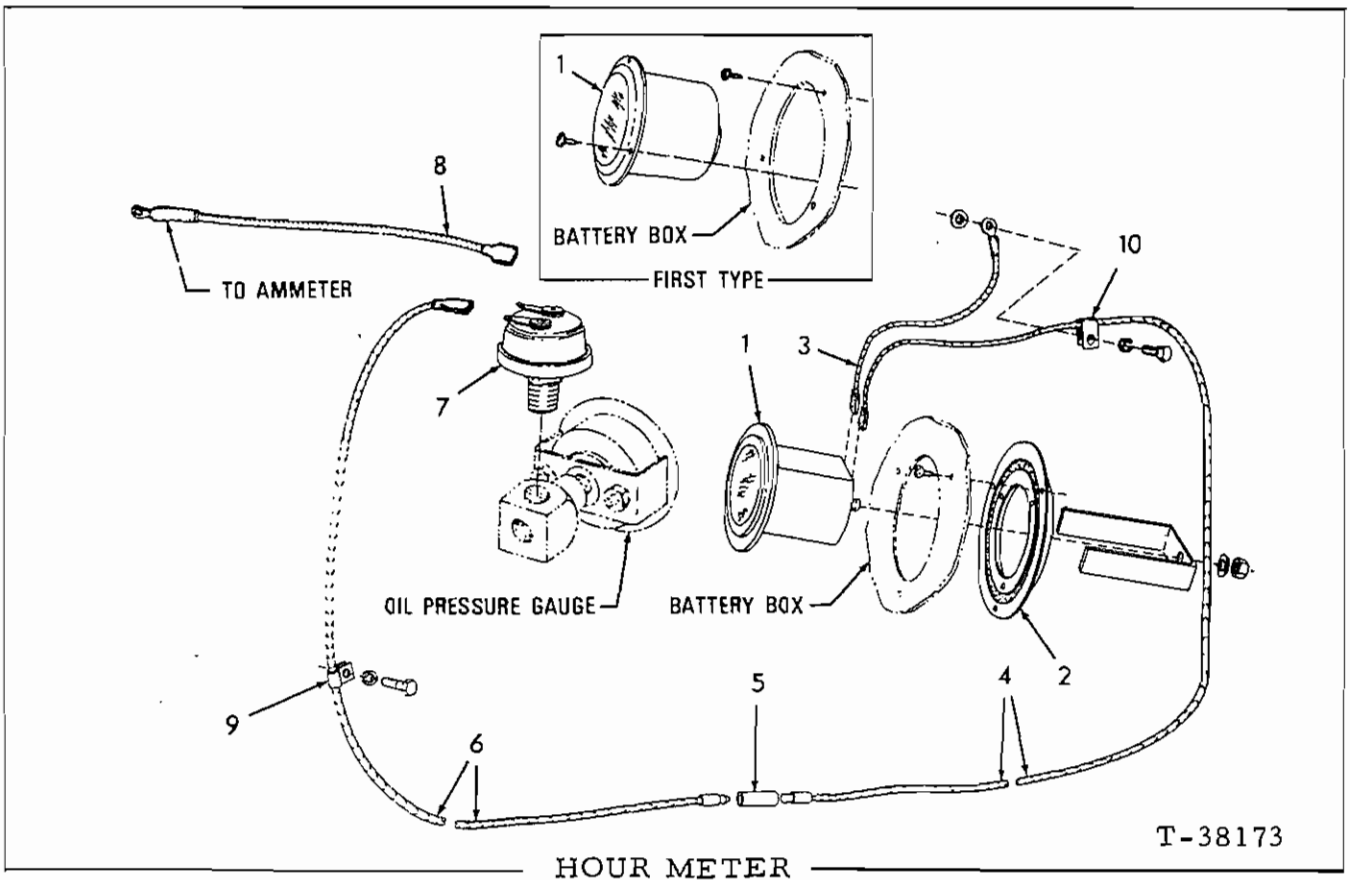
ITEM	PART NO.	QTY.		DESCRIPTION
		*	**	
1	-----	1	-	METER, hour (24 volt)(Order METER 650299)
	70650299	-	1	METER, hour (24 volt)
	70918210	3	3	SCREW, thread-cutting, #6 x 1/2" (Includes lockwasher)
2	70048142	1	-	CONNECTOR, meter cable
3	70066467	1	1	DAMPER, vibration
	70918210	3	3	SCREW, thread-cutting, #6 x 1/2"(Includes lockwasher)

NOTE: Meter carries manufacturer's warranty and in case of failure should not be returned to Fiat-Allis. Return "Hobbs" meter to nearest "Stewart-Warner" agency. Return "Hamilton" meter to Hamilton Watch Company, Industrial Products Division, Lancaster, Pa.

(Continued)

HOUR METER (Continued)

ITEM	PART NO.	QTY.		DESCRIPTION
		*	**	
4	70088661	1	1	BRACKET, mounting (Units with oil-bath air cleaner)
	70623677	1	1	BRACKET, mounting (Units with dry-type air cleaner)
	70912789	2	2	CAPSCREW, 1/4"NF x 3/4"
	70904204	2	2	LOCKWASHER, 1/4"
	70911040	2	2	NUT, 1/4"NF
5	70099219	1	-	CABLE, meter to pressure switch (28" long)
	70630626	-	1	CABLE, meter to pressure switch (34" long)
	70040338	1	-	CLIP, (3/8" diam. 9/32" bolt-hole)(Early models only)
6	70050288	1	1	SWITCH, pressure
7	70050327	1	1	CABLE, pressure switch to ammeter (8" long)
8	70630917	-	1	CABLE, meter to ground (8" long)
9	70631639	1	-	CABLE, meter connecting (7-1/2" long)(Used only with item 2 when replacing early type meter)



USAGE: Special equipment for tractors serial No. 15791 and up

*Used prior to November 1963
 **Effective November 1963

ITEM	PART NO.	QTY.	DESCRIPTION
		* **	
1	70650299	1 1	METER (See NOTE below)(Loaders prior to unit # 24855)
	70688997	1 1	METER (Includes Mounting Clamp)(See NOTE below) (Loaders unit #24855 and up)
	70918210	3 3	SCREW, thread-cutting, #6 x 1/2" (Includes Lockwasher)(Loaders prior to unit #24855)

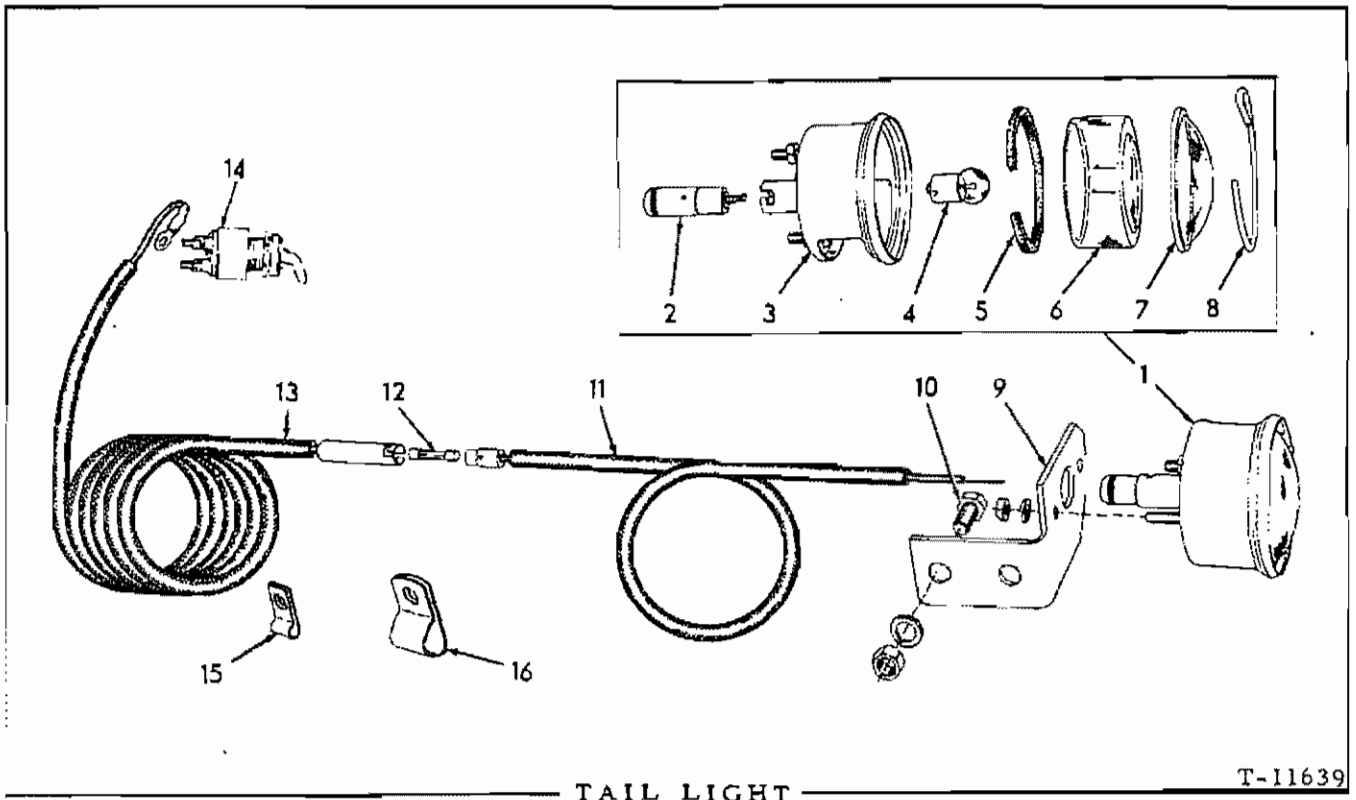
NOTE: Meter carries manufacturer's warranty and in case of failure should not be returned to Fiat-Allis. Return "Hobbs" meter to nearest (Stewart-Warner" agency. Return "Hamilton" meter to Hamilton Watch Company, Industrial Products Division, Lancaster, Pa.

2	70066467	1 1	DAMPER, vibration
	70918210	3 3	SCREW, thread-cutting, #6 x 1/2" (Includes Lockwasher)
3	70630917	1 1	CABLE, meter to ground (8" long)
4	70633629	1 -	CABLE, meter to pressure switch (160" long)
	70640	- 1	CABLE, meter to pressure switch, rear section (115" long)

(Continued)

HOURL METER (Continued)

ITEM	PART NO.	QTY.	DESCRIPTION
		* **	
5	70048142	- 1	CONNECTOR, cable
6	70638606	- 1	CABLE, meter to pressure switch, front section (50" long, spade terminal)
7	70050288	1 -	SWITCH, pressure (screw terminals)
	70640727	- 1	SWITCH, pressure (spade terminals)
8	70605808	1 -	CABLE, pressure switch to ammeter (10" long, screw terminals)
	70630917	- 1	CABLE, pressure switch to ammeter (8" long, spade terminals)
9	70639388	4 4	CLIP, cable supporting (13/32" bolt-hole)
	70927400	3 3	CAPSCREW, 3/8"NC x 5/8"
	70910287	3 3	LOCKWASHER, 3/8"
10	70640707	3 3	CLIP, cable supporting (9/32" bolt-hole)
	70929002	2 2	CAPSCREW, 1/4"NC x 3/8"
	70910285	2 2	LOCKWASHER, 1/4"



T-11639

USAGE: Special equipment. Used prior to April 1956

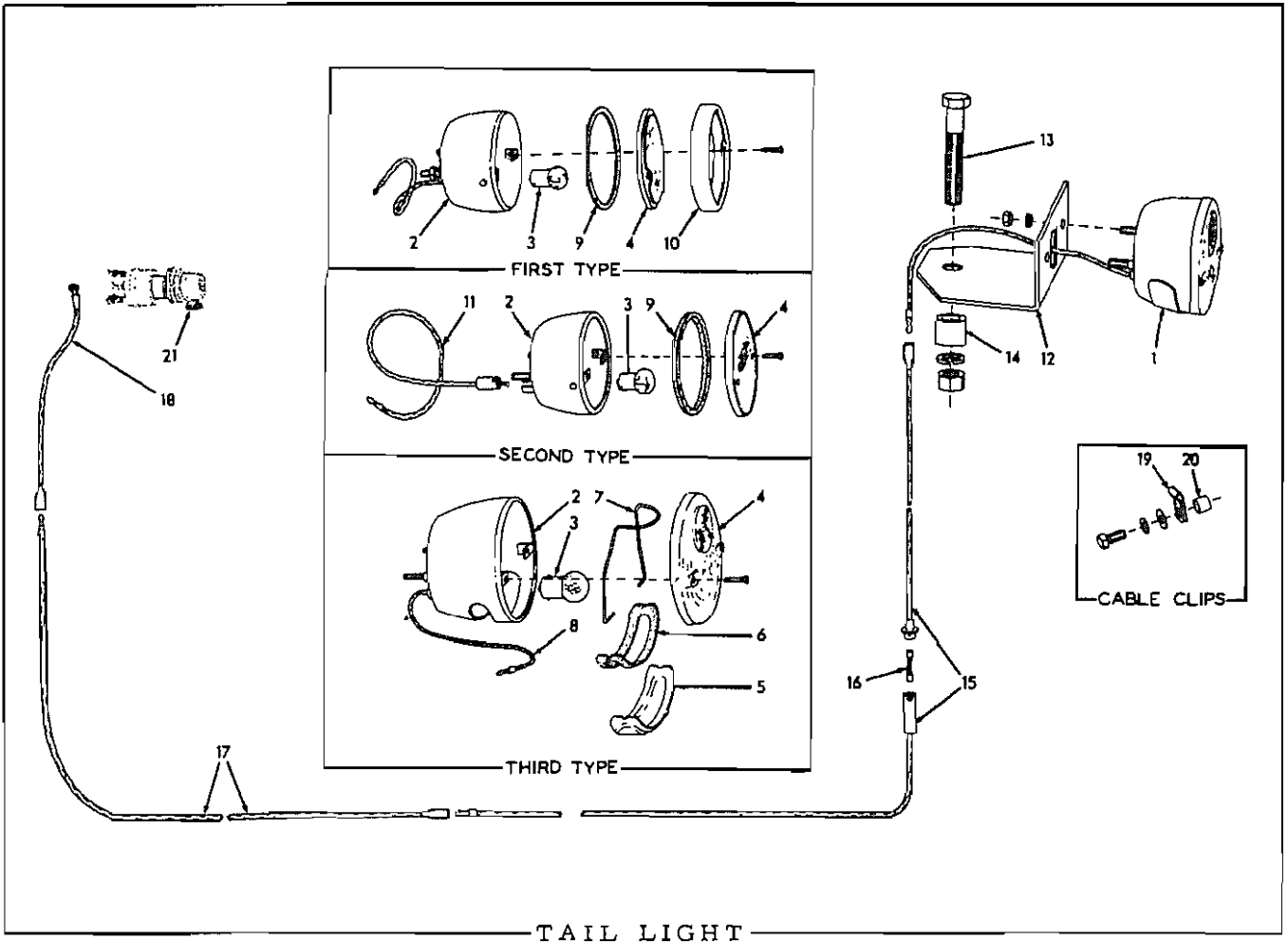
ITEM	PART NO.	QTY.	DESCRIPTION
1	-----	1	LIGHT ASSEMBLY, tail (Consists of items 2 thru 8) (Order LIGHT ASSEMBLY 70654652)
	70911040	2	NUT, 1/4"NF
	70904204	2	LOCKWASHER, 1/4"
2	70047307	1	PLUG, cable connecting
3	-----	1	BODY, tail light (Furnished only as part of item 1)
4	70074452	1	BULB, incandescent, single contact, 6 c. p., 24 volt
5	70043713	1	GASKET, glass cup
6	70043716	1	CUP, glass
7	70034014	1	LENS, glass (red)
8	70212758	1	RING, snap, lens retaining
9	70090919	1	BRACKET, tail light mounting
10	70036034	2	CAPSCREW, 3/8"NF x 1"
	70904206	2	LOCKWASHER, 3/8"
	70911041	2	NUT, 3/8"NF
11	70087079	1	CABLE, rear section (32" long)
12	70208960	1	FUSE, cartridge type, 1/4" x 1-1/4", 20 amperes

(Continued)

TAIL LIGHT (Continued)

ITEM	PART NO.	QTY.	DESCRIPTION
13	70085412	1	CABLE, front section (70" long)
14	-----	1	SWITCH (See LIGHTS AND WIRING)
15	70077341	1	CLIP, front cable (1/4" diam., 13/32" bolt-hole)
	70036032	1	CAPSCREW, 3/8"NF x 3/4"
	70904206	1	LOCKWASHER, 3/8"
	70911041	1	NUT, 3/8"NF
	70206592	1	CLAMP, front cable (1/4" diam., 9/32" bolt-hole)
	70091046	1	CLIP, cable (1/2" diam., 7/16" bolt-hole)
16	70050721	3	CLIP, cable and fuel tubes (for two 3/8" diam. lines and one 1/4" diam. line, 7/16" bolt-hole)

MEMO

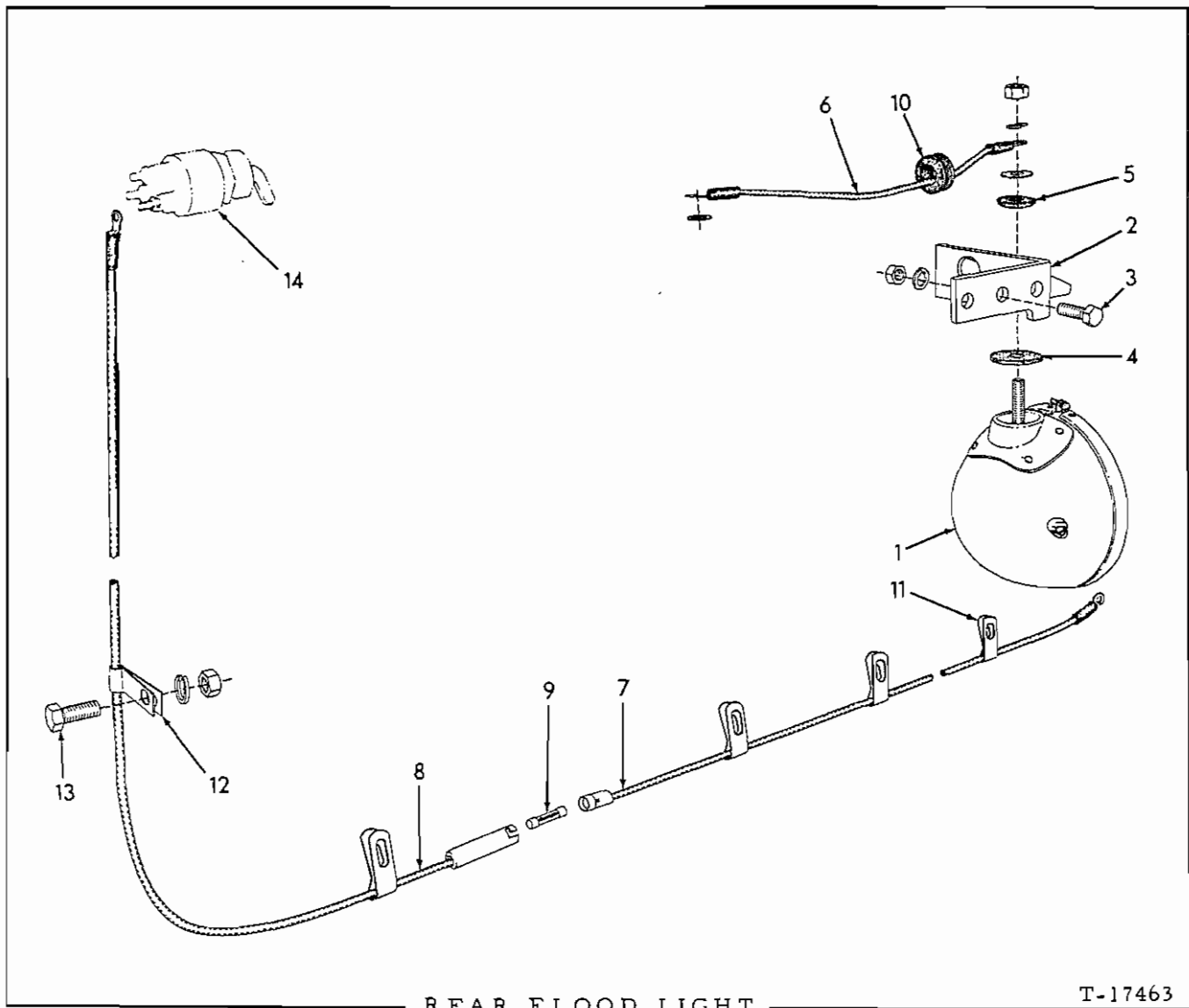


TAIL LIGHT

USAGE: Special equipment

* Used prior to December 1961
 ** Used December 1961 thru May 1966
 *** Effective June 1968

ITEM	PART NO.	QUANTITY			DESCRIPTION
		*	**	***	
1	-----	1	-	-	LIGHT ASSEMBLY, tail (Order LIGHT ASSEMBLY 654652)
	-----	-	1	-	LIGHT ASSEMBLY, tail (Order LIGHT ASSEMBLY 654652)
	70654652	-	-	1	LIGHT ASSEMBLY, tail (Consists of items 2 thru 8)
	70904204	2	2	2	LOCKWASHER, 1/4"
	70911024	2	2	2	NUT, 1/4"NC
2	-----	1	1	1	BODY ASSEMBLY (Not serviced separately)
3	70074452	1	1	1	BULB, incandescent, single contact, 6 c. p., 24 volt
4	70068405	1	-	-	LENS, tail light (3-1/2" O. D.)
	-----	-	1	-	LENS, tail light (3-11/16" O. D.)(Discontinued)
	70917883	-	2	-	SCREW, thread-cutting, rd-hd., #8 x 5/8"
	70654991	-	-	1	LENS, tail light (red)
	70654990	-	-	2	SCREW, retaining
5	70654988	-	-	1	LENS-SEGMENT, tail light (clear)
6	70654989	-	-	1	GASKET, lens-segment
7	70654987	-	-	1	CLIP, lens-segment retaining
8	70654986	-	-	1	WIRE ASSEMBLY, tail light (Includes insulating bushing)
9	70068399	1	-	-	GASKET, tail light lens (1/16" thick)
	70629189	-	1	-	GASKET, tail light lens (3/16" thick)
10	70068404	1	-	-	DOOR, tail light
	70917883	2	-	-	SCREW, thread-cutting, rd-hd., #8 x 5/8"
11	-----	-	1	-	CABLE ASSEMBLY, tail light (Discontinued)
12	70067110	1	1	1	BRACKET, mounting
13	70066862	1	1	1	CAPSCREW, 5/8"NF x 4"
	70904209	1	1	1	LOCKWASHER, 5/8"
	70911044	1	1	1	NUT, 5/8"NF
	70067112	1	1	1	BLOCK, spacing, mounting bracket
14	70067112	1	1	1	BLOCK, spacing, mounting bracket
15	70655486	1	1	1	CABLE ASSEMBLY, rear section(66" long. Includes item 16)
16	70208960	1	1	1	FUSE, cartridge type, 1/4" x 1-1/4", 20 amperes
17	70655487	1	1	1	CABLE, center section (60" long)
18	70655433	1	1	1	CABLE, front section (6" long)
19	70639388	9	9	9	CLIP, cable supporting (1/8" diam., 13/32" bolt-hole)
	70035244	5	5	5	CAPSCREW, 3/8"NC x 3/4"
	70070960	-	1	1	CAPSCREW, 3/8"NC x 1-1/2"
	70904206	5	6	6	LOCKWASHER, 3/8"
	70911115	5	5	5	WASHER, plain, SAE std., 3/8"
20	70065461	-	1	1	BLOCK, clip spacing
21	-----	1	1	1	SWITCH (See LIGHTS AND WIRING)



REAR FLOOD LIGHT

T-17463

USAGE: Special equipment. Used prior to tractor serial No. 11094

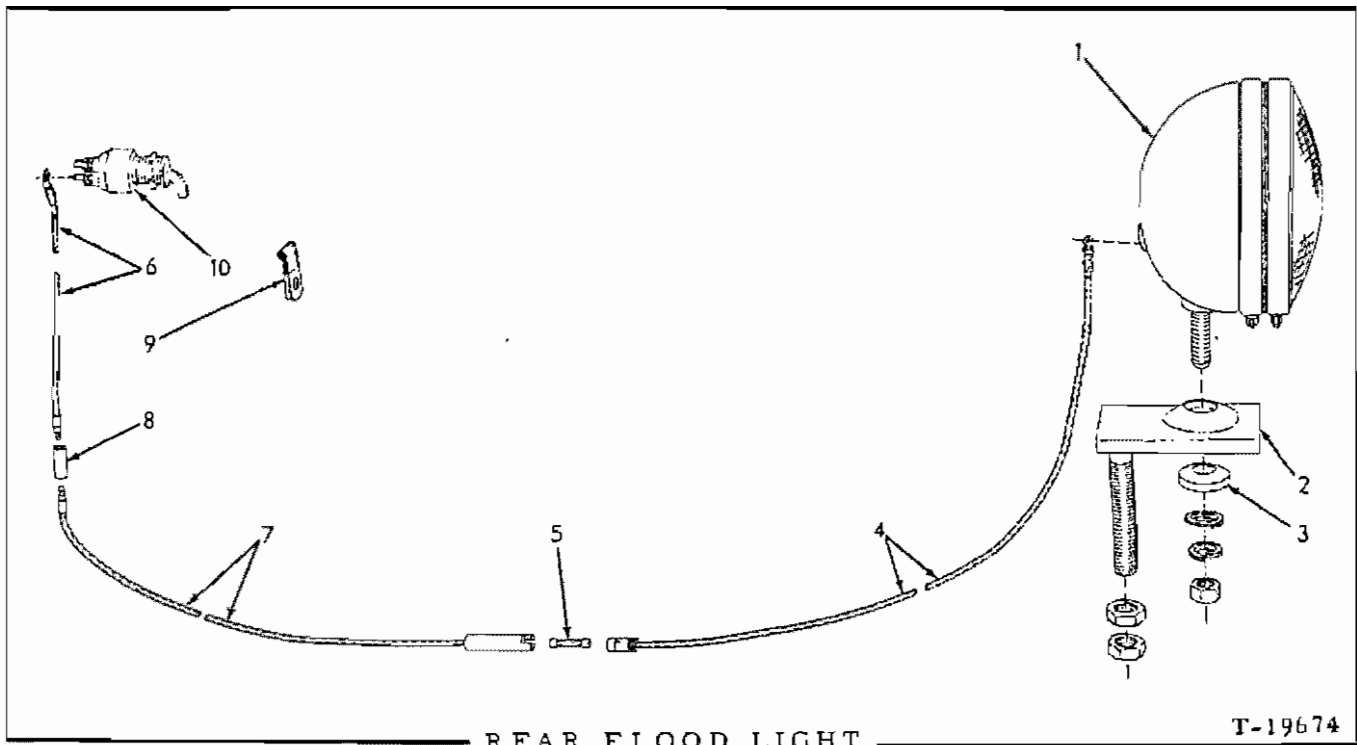
ITEM PART NO. QTY. DESCRIPTION

1	70074388	1	LIGHT ASSEMBLY (See page 348 for parts)(Original equipment. Order LIGHT ASSEMBLY 70621429, Washer 70075535, Washer 70900818, LOCKWASHER 904208 and NUT 911043)
	70900817	1	WASHER, plain, U.S. std., 3/8"
	70904206	1	LOCKWASHER, 3/8"
	70911026	1	NUT, 3/8"NC
	70097030	1	LIGHT ASSEMBLY (See page 349 for parts)(Used originally for service replacement. Order LIGHT ASSEMBLY 70621429)
	70900818	1	WASHER, plain, U.S. std, 1/2"
	70904208	1	LOCKWASHER, 1/2"
	70911043	1	NUT, 1/2"NF
2	70095039	1	BRACKET, mounting
3	70913014	2	CAPSCREW, 3/8"NF x 1-1/8"
	70904206	2	LOCKWASHER, 3/8"
	70911041	2	NUT, 3/8"NF

(Continued)

REAR FLOOD LIGHT (Continued)

ITEM	PART NO.	QTY.	DESCRIPTION
4	70075853	1	WASHER, light mounting (flat, rubber)
5	70075854	1	WASHER, light mounting (beveled, rubber)
6	70087568	1	CABLE, light ground
	70906960	1	LOCKWASHER, int-tooth, 3/8"
7	70087096	1	CABLE, rear section (41" long)
8	70085412	1	CABLE, front section (58" long)
9	70208960	1	FUSE, cartridge type, 1/4" x 1-1/4", 20 amperes
10	70064589	1	GROMMET, cable protecting (rubber)
11	70235794	6	CLIP, rear cable (short type, 1/4" diam., 13/32" bolt-hole)(5 less used on tractors prior to #9157)
	70050721	3	CLIP, cable and fuel tubes (For two 3/8" diam. lines and one 1/4" diam. line, 7/16" bolt-hole)(Used on tractors prior to #9157)
12	70077341	1	CLIP, front cable (long type, 1/4" diam., 13/32" bolt-hole)
13	70036032	1	CAPSCREW, 3/8"NF x 3/4"
	70904206	1	LOCKWASHER, 3/8"
	70911041	1	NUT, 3/8"NF
14	-----	1	SWITCH (See LIGHTS AND WIRING)

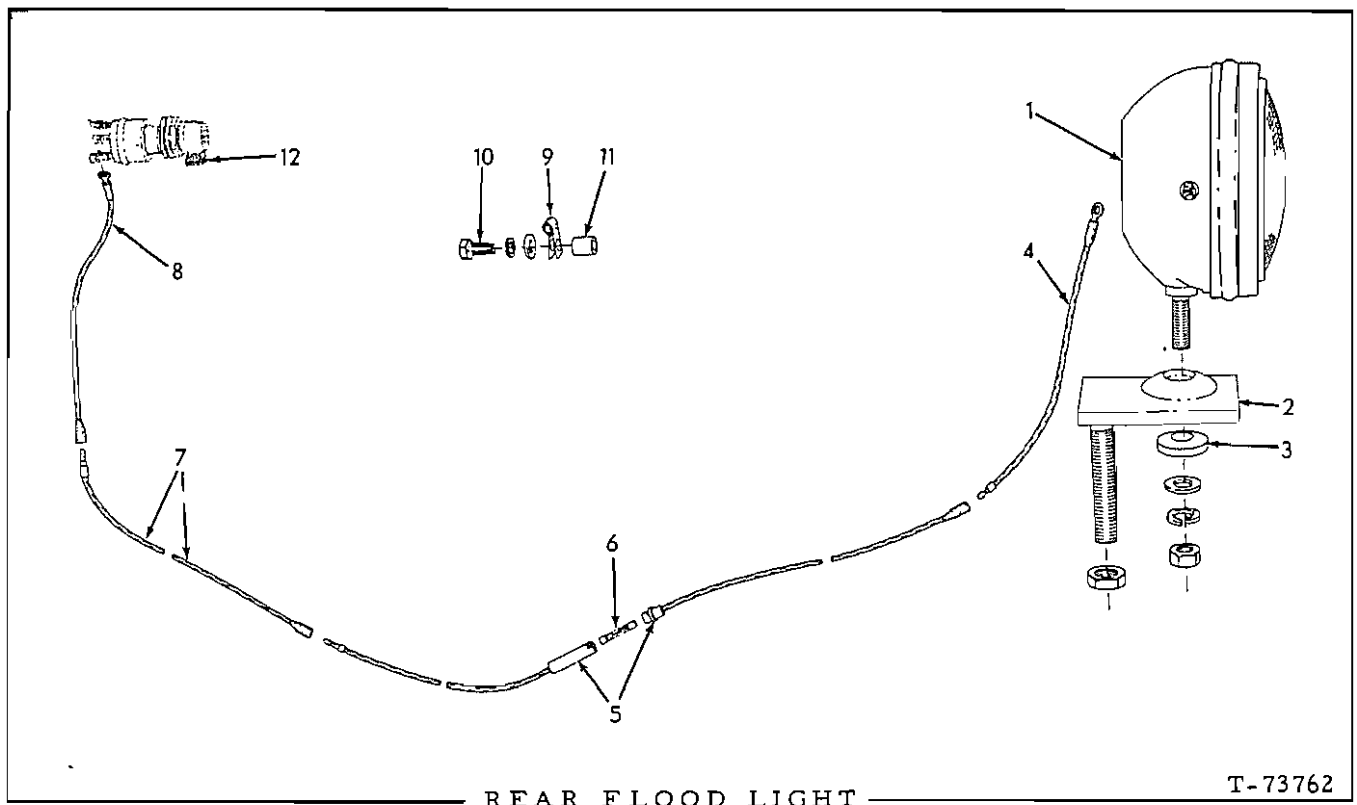


REAR FLOOD LIGHT

T-19674

USAGE: Special equipment. Loaders prior to S/N 13322

ITEM	PART NO.	QTY.	DESCRIPTION
1	70097030	1	LIGHT ASSEMBLY (See page 349 for parts)(Original equipment. Order LIGHT ASSEMBLY 638283)
	70621429	1	LIGHT ASSEMBLY (See page 351 for parts)(Service replacement)
	70900818	1	WASHER, plain, U.S. std., 1/2"
	70904208	1	LOCKWASHER, 1/2"
	70911043	1	NUT, 1/2"NF
2	70094630	1	BRACKET, mounting
	70911044	2	NUT, 5/8"NF
3	70075535	1	WASHER, mounting
4	70098531	1	CABLE, rear section (27" long)
5	70208960	1	FUSE, cartridge type, 1/4" x 1-1/4", 20 amperes
6	70098530	1	CABLE, front section (112" long)
7	70641716	1	CABLE, intermediate section (46" long)
8	70048142	1	CONNECTOR, cable
9	70073809	9	CLIP, cable (3/16" diam., 13/32" bolt-hole)
	70035979	5	CAPSCREW, 3/8"NF x 5/8"
	70904206	5	LOCKWASHER, 3/8"
10	-----	1	SWITCH (See INSTRUMENTS)

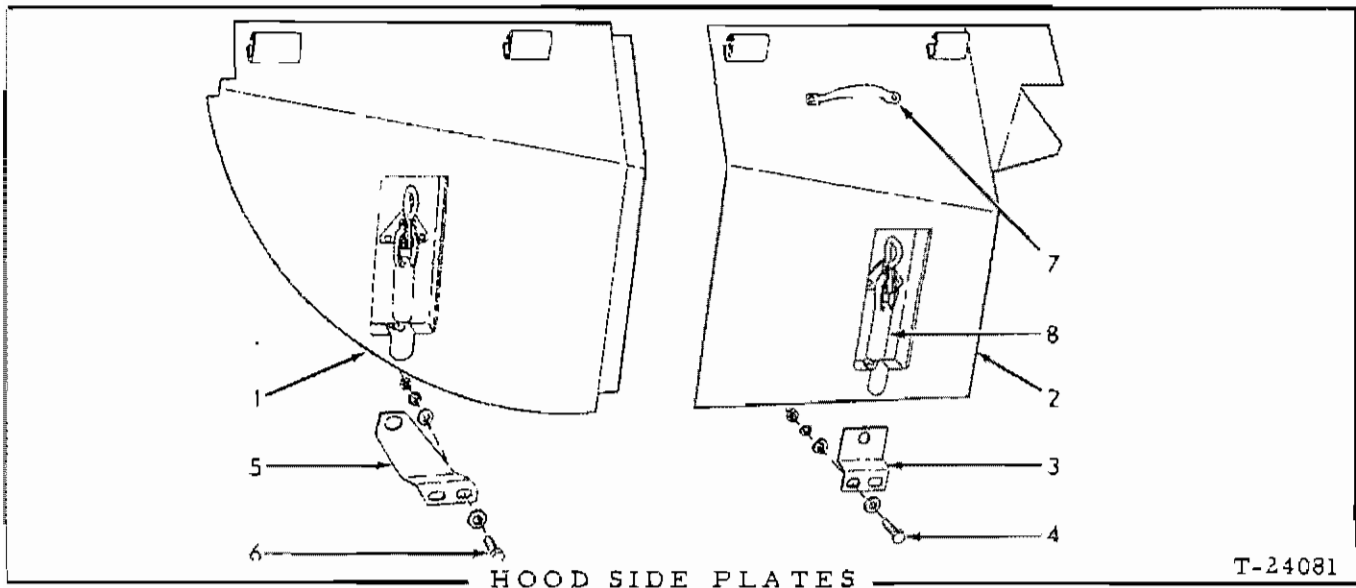


REAR FLOOD LIGHT

T-73762

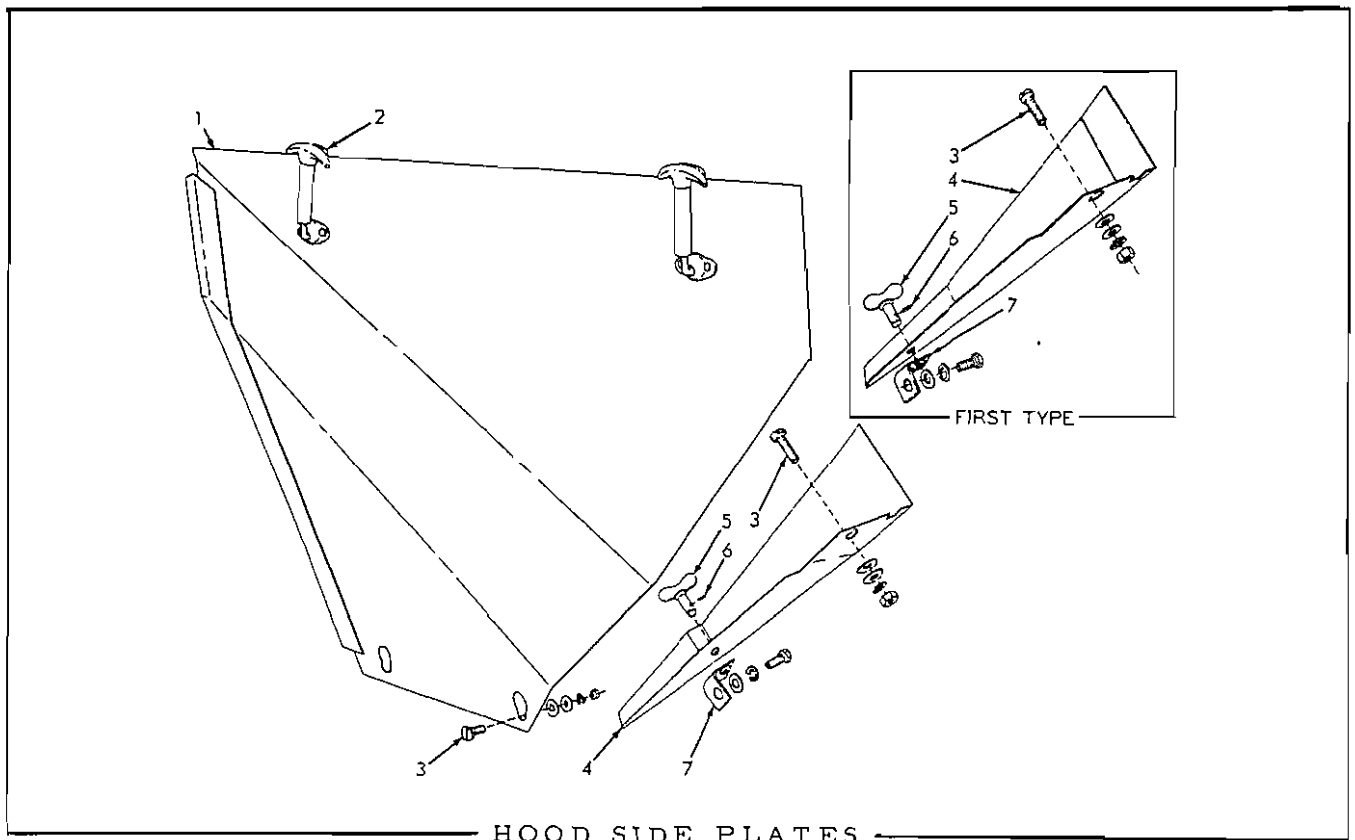
USAGE: Special equipment. Loader S/N 13322 and up

ITEM	PART NO.	QTY.	DESCRIPTION
1	70638283	1	LIGHT ASSEMBLY (See page 350 for parts)(First Type)
	70621429	1	LIGHT ASSEMBLY (See page 351 for parts)(Second type)
	70900818	1	WASHER, plain, U. S. std., 1/2"
	70904208	1	LOCKWASHER, 1/2"
	70911043	1	NUT, 1/2"NF
2	70094630	1	BRACKET, mounting
	70911044	1	NUT, 5/8"NF
3	70075535	1	WASHER, mounting
4	70076226	1	CABLE, rear section (20" long)
5	70655486	1	CABLE ASSEMBLY intermediate rear section (66" long. Includes item 6)
6	70208960	1	FUSE, cartridge type, 1/4" x 1-1/4", 20 amperes
7	70655487	1	CABLE, intermediate front section (60" long)
8	70655433	1	CABLE, front section (6" long)
10	70639388	9	CLIP, cable supporting (1/8" diam., 13/32" bolt-hole)
	70915408	5	CAPSCREW, 3/8"NC x 3/4"
	70914847	1	CAPSCREW, 3/8"NC x 1-1/2"
	70904206	6	LOCKWASHER, 3/8"
	70911115	5	WASHER, plain, SAE std., 3/8"
11	70085452	1	BLOCK, spacing, cable supporting clip
12	-----	1	SWITCH (See LIGHTS AND WIRING)



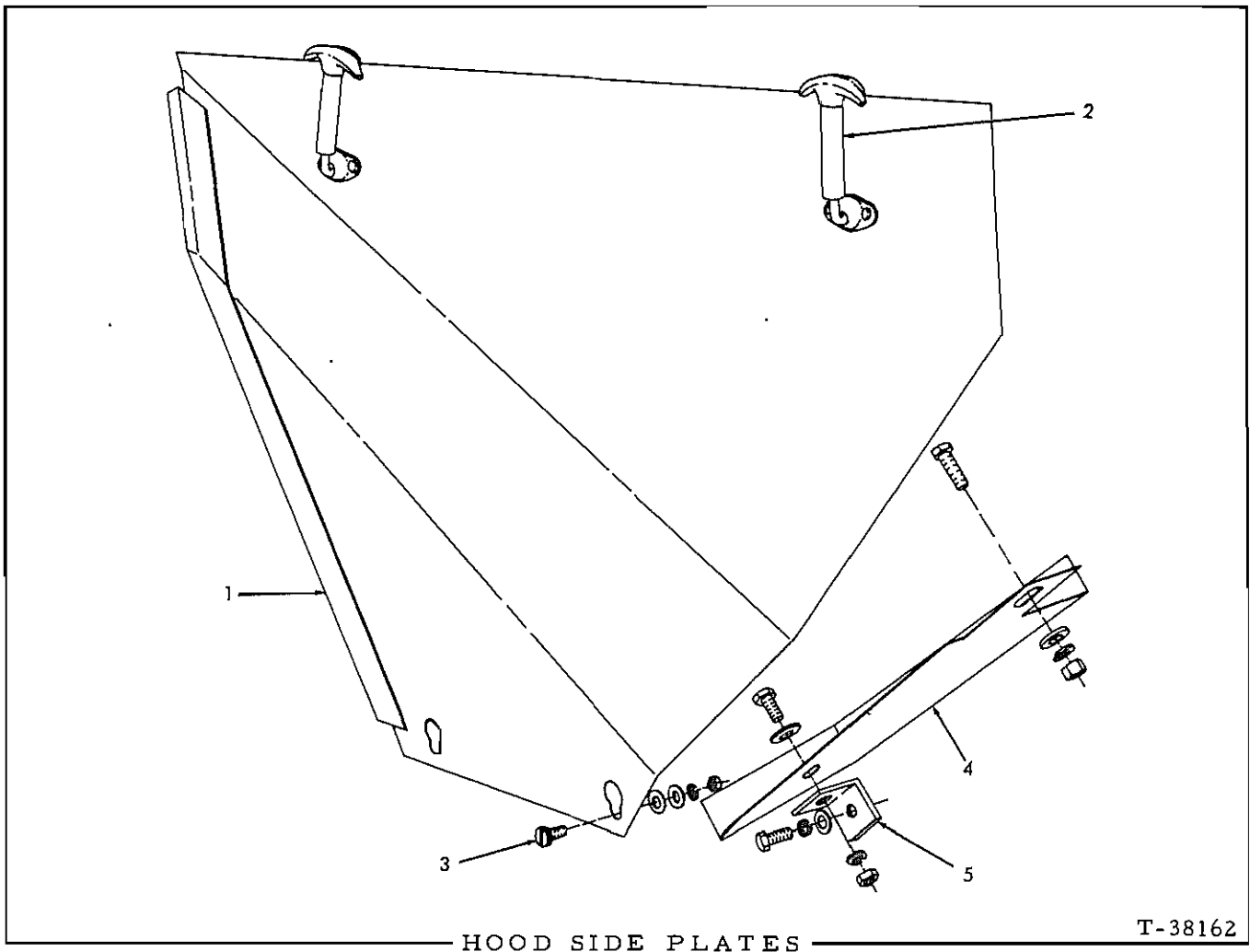
USAGE: Special equipment. Used prior to tractor serial No. 11094

ITEM	PART NO.	QTY.	DESCRIPTION
1	70097932	1	PLATE ASSEMBLY, front section, left side (Includes item 8)(If for tractors prior to #9157 also order BRACKET 097930)
	70091456	1	PLATE ASSEMBLY, front section, right side (Includes item 8)
2	70091453	1	PLATE ASSEMBLY, rear section, left side (Includes items 7 and 8)
	70091454	1	PLATE ASSEMBLY, rear section, right side (Includes items 7 and 8)
3	70088394	3	PLATE, anchor, hood fastener
4	70012992	6	CAPSCREW, 3/8"NF x 1-1/4"
	70044973	12	WASHER, plain
	70904206	6	LOCKWASHER, 3/8"
	70911041	6	NUT, 3/8"NF
5	70088394	1	PLATE, anchor, left front plate fastener (Used prior to tractor #9157)
	70097930	1	BRACKET, anchor, left front plate fastener (Effective with tractor #9157)
6	70012992	2	CAPSCREW, 3/8"NF x 1-1/4"
	70044973	4	WASHER, plain
	70904206	2	LOCKWASHER, 3/8"
	70911041	2	NUT, 3/8"NF
7	70032834	2	HANDLE, lifting
	70900764	4	RIVET, flat-hd., 3/16" x 1/2"
8	70033060	4	FASTENER, hood latching
	70900764	12	RIVET, flat-hd., 3/16" x 1/2"



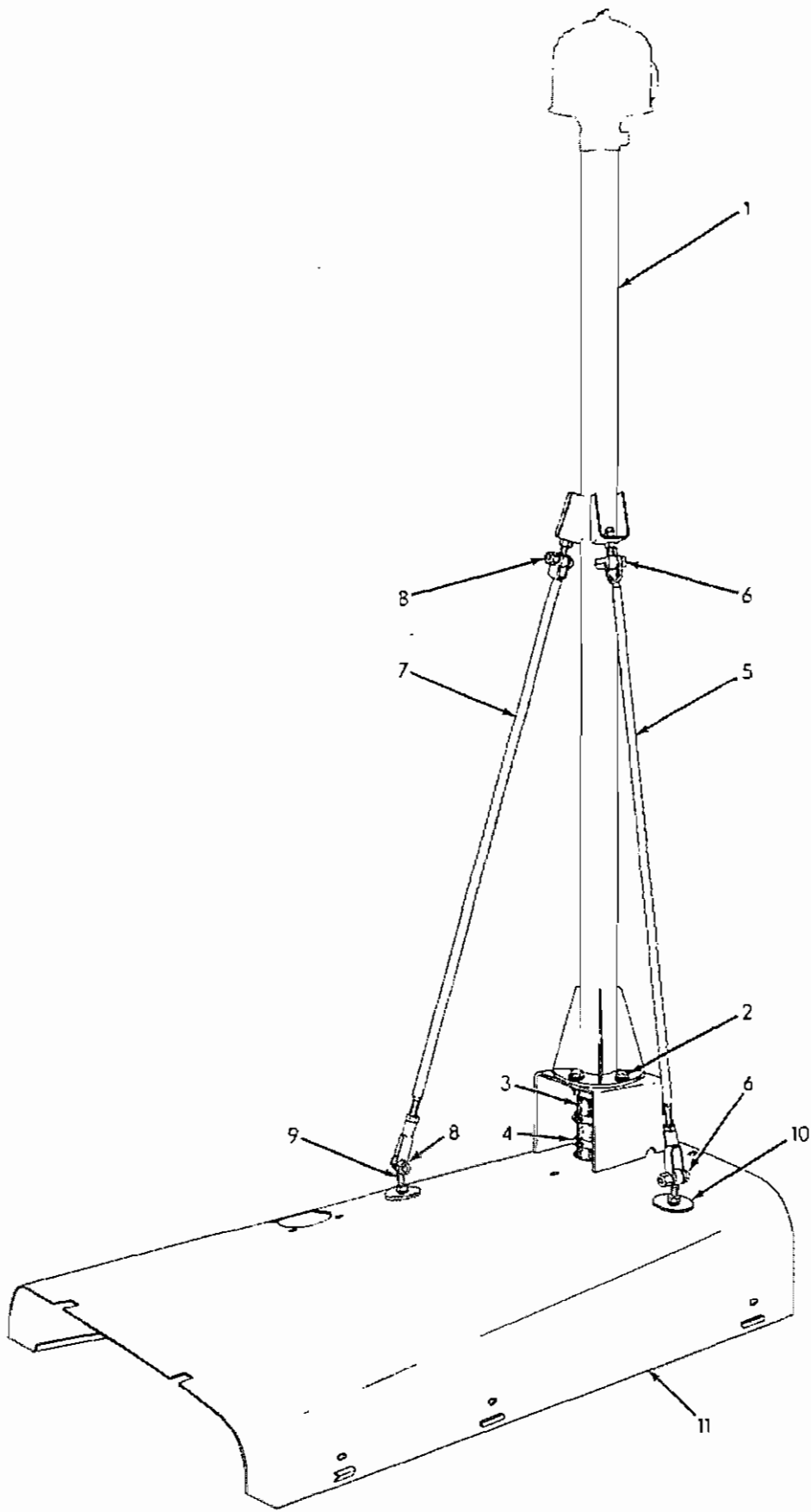
USAGE: Special equipment for loaders serial No. 11094 thru 15790

ITEM	PART NO.	QTY.	DESCRIPTION
1	70098457	1	PLATE ASSEMBLY, left side (Includes item 2)
	70098458	1	PLATE ASSEMBLY, right side (Includes item 2)
2	70098029	4	CATCH, side plate
	70900759	8	RIVET, fl-hd., 1/4" x 1/2"
3	70097760	6	SCREW, plate attachment
	70910335	12	WASHER, plain, SAE std., 5/16"
	70904205	6	LOCKWASHER, 5/16"
	70913636	6	NUT, 5/16"NF
4	70099901	1	PLATE ASSEMBLY, closure, left side (Includes items 5 and 6) (Used prior to November 1961)
	70629331	1	PLATE ASSEMBLY, closure, left side (Includes items 5 and 6) (Effective November 1961)
	70099902	1	PLATE ASSEMBLY, closure, right side (Includes items 5 and 6) (Used prior to November 1961)
	70629332	1	PLATE ASSEMBLY, closure, right side (Includes items 5 and 6) (Effective November 1961)
5	70099905	2	STUD, closure plate attaching
6	70099906	2	PIN, stud
7	70099907	2	BRACKET ASSEMBLY, closure plate (Includes fastener unit)
	70912180	2	CAPSCREW, 3/8"NF x 7/8"
	70904206	2	LOCKWASHER, 3/8"
	70911115	2	WASHER, plain, SAE std., 3/8"



USAGE: Special equipment for tractors serial No. 15791 and up

ITEM	PART NO.	QTY.	DESCRIPTION
1	70644837	1	PLATE ASSEMBLY, left side (Includes item 2)
	70644838	1	PLATE ASSEMBLY, right side (Includes item 2)
2	70098029	4	CATCH, side plate
	70900759	8	RIVET, fl-hd., 1/4" x 1/2"
3	70097760	4	SCREW, plate attachment
	70910335	8	WASHER, plain, SAE std., 5/16"
	70904205	4	LOCKWASHER, 5/16"
	70913636	4	NUT, 5/16"NF
4	70638637	1	PLATE, closure, left side
	70638638	1	PLATE, closure, right side
	70916272	2	CAPSCREW, 3/8"NC x 1-1/4"
	70916269	2	CAPSCREW, 3/8"NC x 7/8"
	70044973	4	WASHER, plain
	70904206	4	LOCKWASHER, 3/8"
	70911026	4	NUT, 3/8"NC
5	70634385	2	ANGLE, closure plate supporting
	70916269	2	CAPSCREW, 3/8"NC x 7/8"
	70904206	2	LOCKWASHER, 3/8"
	70911115	2	WASHER, plain, SAE std., 3/8"



AIR PRE-CLEANER EXTENSION

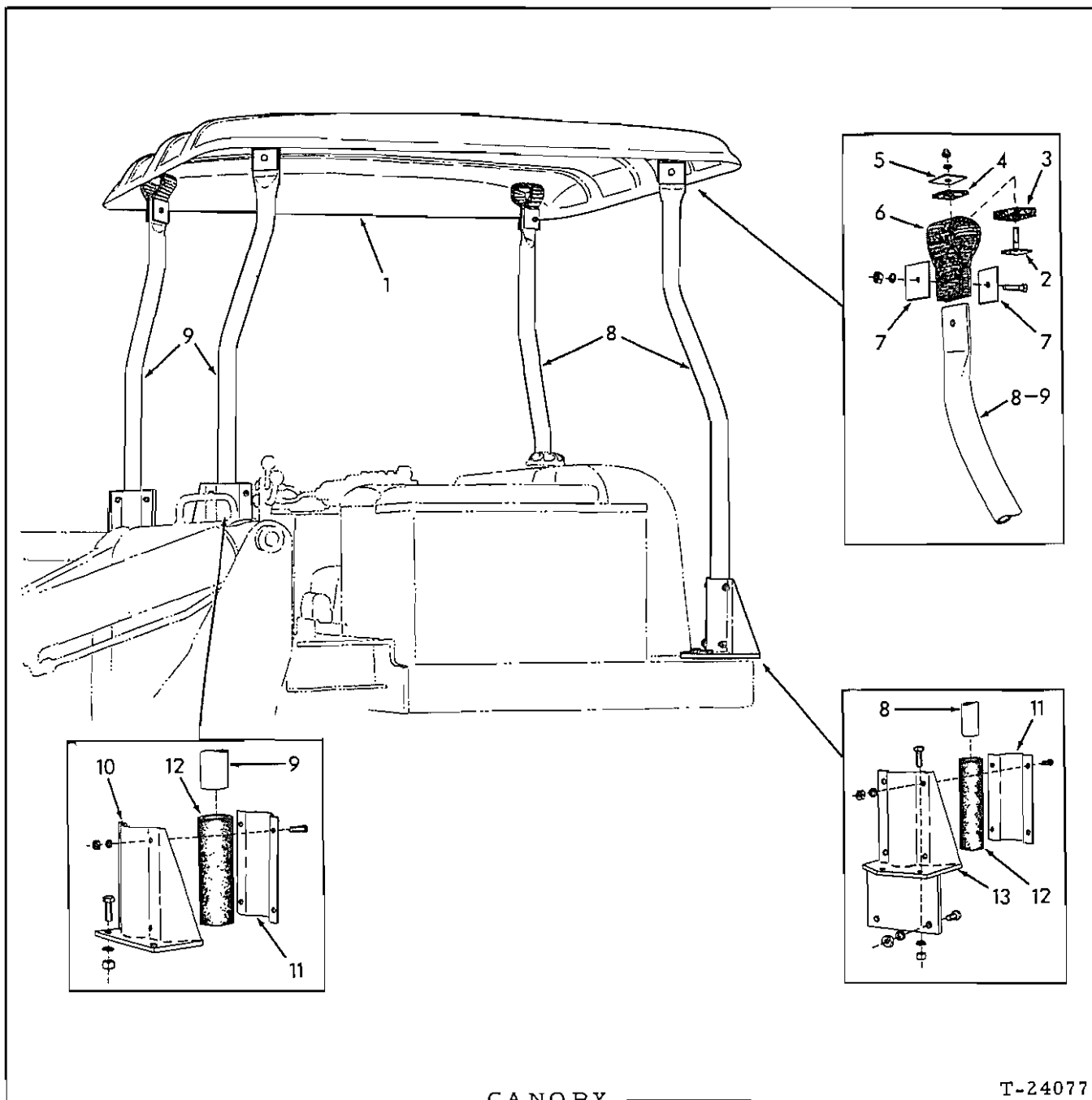
T-24067

AIR PRE-CLEANER EXTENSION

USAGE: Special equipment on units with oil-bath air cleaner. (Discontinued)

* Used prior to tractor serial No. 11094.
** Effective with tractor serial No. 11094.

ITEM	PART NO.	QTY.		DESCRIPTION
		*	**	
1	70087152	1	1	TUBE, extension
2	70035073	4	4	CAPSCREW, 1/2"NF x 1-3/4"
	70064531	8	8	WASHER, plain
	70904208	4	4	LOCKWASHER, 1/2"
	70911043	4	4	NUT, 1/2"NF
3	70085648	1	1	HOSE, tube to air cleaner
4	70921913	2	2	CLAMP, hose(1-13/16" to 2-3/4" diam.)
5	70084227	1	1	ROD, bracing, side (39-1/4" long)
	70911043	1	1	NUT, 1/2"NF
6 {	70917666	1	1	YOKE, rod end, adjustable, 1/2"NF
	70912192	2	2	CAPSCREW, 1/2"NF x 1-3/4"
	70038234	2	2	NUT, high, 1/2"NF
	70084227	1	-	ROD, bracing, front (39-1/4" long)
7 {	70098522	-	1	ROD, bracing, front (41-1/2" long)
	70911043	1	1	NUT, 1/2"NF
8 {	70917666	1	1	YOKE, rod end, adjustable, 1/2"NF
	70912192	2	2	CAPSCREW, 1/2"NF x 1-3/4"
	70038234	2	2	NUT, high, 1/2"NF
	70067902	4	4	EYEBOLT, bracing rod
9	70904208	-	8	LOCKWASHER, 1/2"
	70911043	8	8	NUT, 1/2"NF
10	70085453	4	4	WASHER, bracing rod eyebolt
11 {	70089933	1	-	HOOD, engine (Replaces standard HOOD 088195)
	70634371	-	1	HOOD, engine (Replaces standard HOOD 097762)



CANOPY

T-24077

USAGE: Special equipment. Used prior to tractor serial No. 11094

ITEM PART NO. QTY. DESCRIPTION

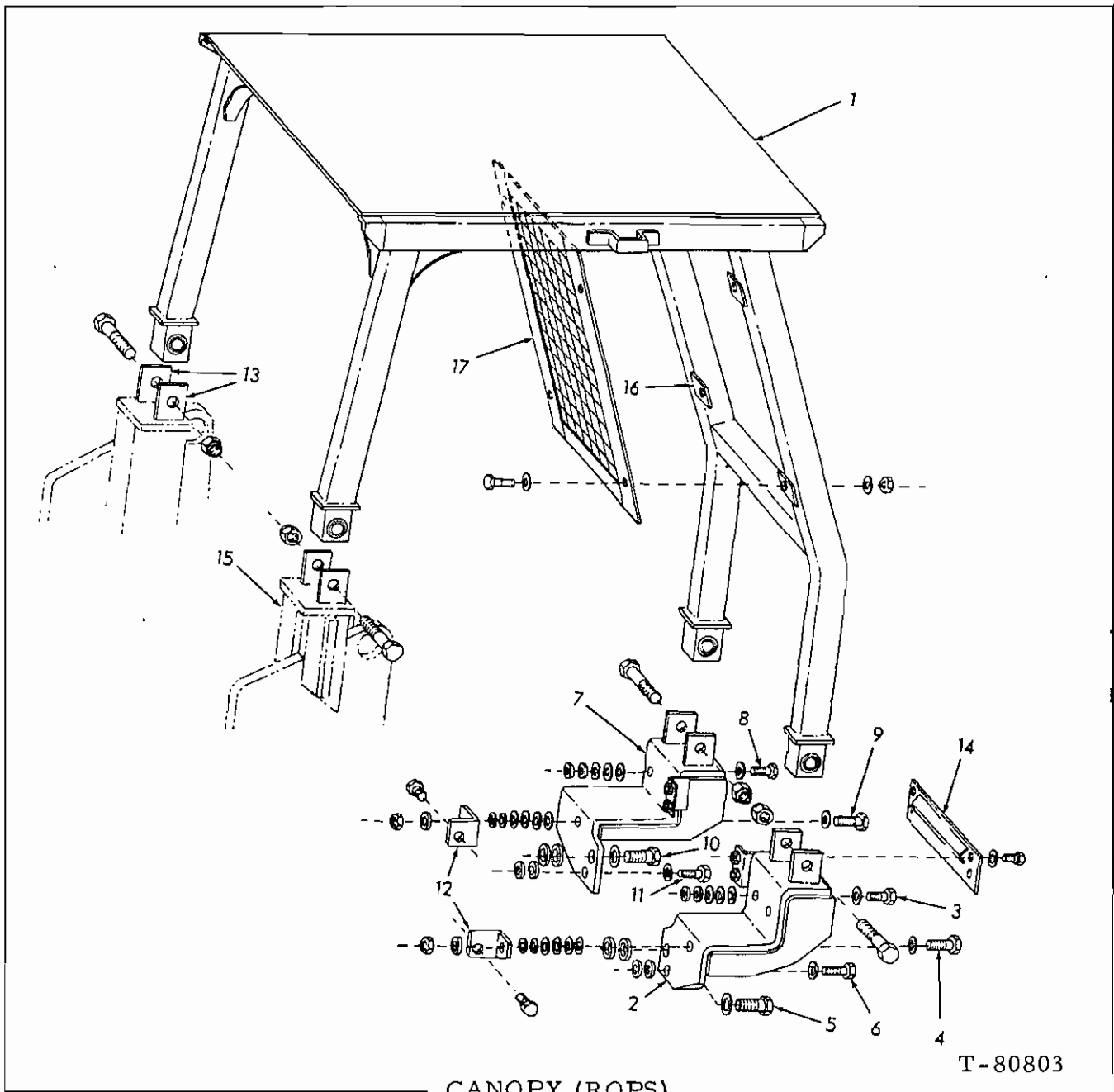
1	-----	1	ΔCANOPY(Order Allen # 85805)
2	----- 70904206 70918471	4 4 4	ΔBOLT, canopy (Order Allen #52015) LOCKWASHER, 3/8" NUT, cap, 3/8"NC
3	-----	4	ΔPAD, canopy bolt, lower (rubber, 1/2" thick)(Order Allen #52013)
4	-----	4	ΔPAD, canopy bolt, upper (rubber, 1/8" thick)(Order Allen #52014)

(Continued)

CANOPY (Continued)

ITEM	PART NO.	QTY.	DESCRIPTION
5	-----	4	△PLATE, canopy bolt upper pad (Order Allen #52017)
6	-----	4	△STRAP, canopy (fibre) (Order Allen #52018)
	70903633	4	CAPSCREW, 3/8"NC x 1-3/4"
	70904206	4	LOCKWASHER, 3/8"
	70911026	4	NUT, 3/8"NC
7	-----	8	△WASHER, canopy strap (2-1/2" square) (Order Allen #52017)
8	-----	2	△POST, rear (Order Allen #88210)
9	-----	2	△POST, front (Order Allen #88205)
10	-----	2	△BRACKET, mounting, front (Order Allen #88215)
	70903639	8	CAPSCREW, 1/2"NC x 1-1/2"
	70904208	8	LOCKWASHER, 1/2"
	70911028	8	NUT, 1/2"NC
11	-----	4	△CLAMP, mounting bracket (Order Allen #52010)
	70903631	16	CAPSCREW, 3/8"NC x 1-1/4"
	70904206	16	LOCKWASHER, 3/8"
	70911026	16	NUT, 3/8"NC
12	-----	4	△BUSHING, mounting bracket (rubber) (Order Allen #52012)
13	{ -----	1	△BRACKET, mounting, left rear (Order Allen #88220L)
		1	△BRACKET, mounting, right rear (Order Allen #88220R)
	70903638	8	CAPSCREW, 1/2"NC x 1-1/4"
	70904208	8	LOCKWASHER, 1/2"NC
	70911028	8	NUT, 1/2"NC

NOTE: All parts indicated by triangle (△) above must be procured thru Allen Industrial Products Inc., Menomonee Falls, Wisconsin. Vendor's part numbers are listed.



T-80803

CANOPY (ROPS)

USAGE: Special equipment. Effective Loaders S/N 13322 and up.

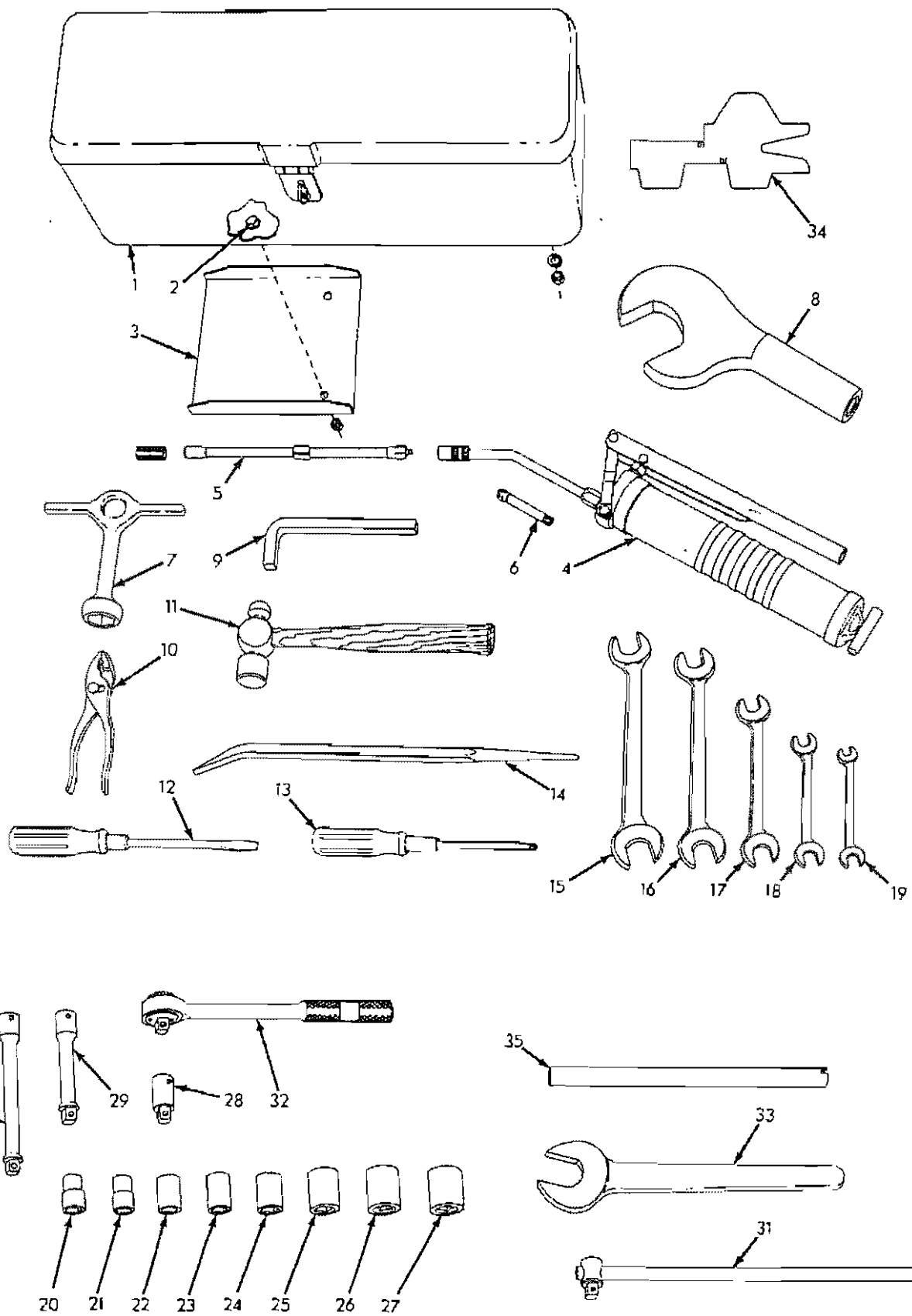
ITEM	PART NO.	QTY.	DESCRIPTION
1	70685009	1	FRAME
	70921241	4	CAPSCREW, 1"NC x 6"
	70912845	4	NUT, elastic stop, 1"NC

(Continued)

CANOPY (ROPS) Continued)

ITEM	PART NO.	QTY.	DESCRIPTION
2	70678873	1	BRACKET, canopy mounting, left rear
3	70921598	2	CAPSCREW, 1/2"NC x 3"
	70677008	4	WASHER, plain
	70926192	2	WASHER, plain
	70635067	6	WASHER, plain
4	70924136	1	CAPSCREW, 5/8"NC x 3-3/4"
	70678908	1	WASHER, plain
	70052893	4	WASHER, plain (Use as required)
	70677010	2	WASHER, plain
	70911029	1	NUT, 5/8"NC
5	70927314	1	CAPSCREW, 1"NC x 3-1/2"
	70928452	1	WASHER, plain
	70602214	2	WASHER, plain
6	70923456	1	CAPSCREW, 7/8"NC x 3-1/2"
	70676122	1	WASHER, plain
	70624076	2	WASHER, plain
7	70678874	1	BRACKET, canopy, mounting, right rear
8	70921598	2	CAPSCREW, 1/2"NC x 3"
	70677008	4	WASHER, plain
	70926192	2	WASHER, plain
	70635067	6	WASHER, plain
9	70924136	1	CAPSCREW, 5/8"NC x 3-3/4"
	70678908	1	WASHER, plain
	70052893	4	WASHER, plain (Use as required)
	70911029	1	NUT, 5/8"NC
10	70927314	1	CAPSCREW, 1"NC x 3-1/2"
	70928452	1	WASHER, plain
	70602214	2	WASHER, plain
11	70923456	1	CAPSCREW, 7/8"NC x 3-1/2"
	70676122	1	WASHER, plain
	70624076	2	WASHER, plain
12	70678871	1	ANGLE, mounting, left
	70678872	1	ANGLE, mounting, right
	70924676	2	CAPSCREW, 5/8"NC x 2"
13	70685065	4	PLATE, canopy mounting, front (Requires welding to install)
14	70685175	1	GUARD, rear
	70920583	4	CAPSCREW, 1/2"NC x 1-1/2"
	70677008	4	WASHER, plain
15	-----	2	BRACKET, canopy mounting, front (See SHOVEL FRAME)
16	70685767	4	BAR, screw mounting (Requires welding to install)
17	70684156	1	SCREEN, rear
	70921556	4	CAPSCREW, 1/2"NC x 2"
	70677008	8	WASHER, plain
	70911028	4	NUT, 1/2"NC

NOTE: See PAINTING AND MARKING for transfer.



TOOLS

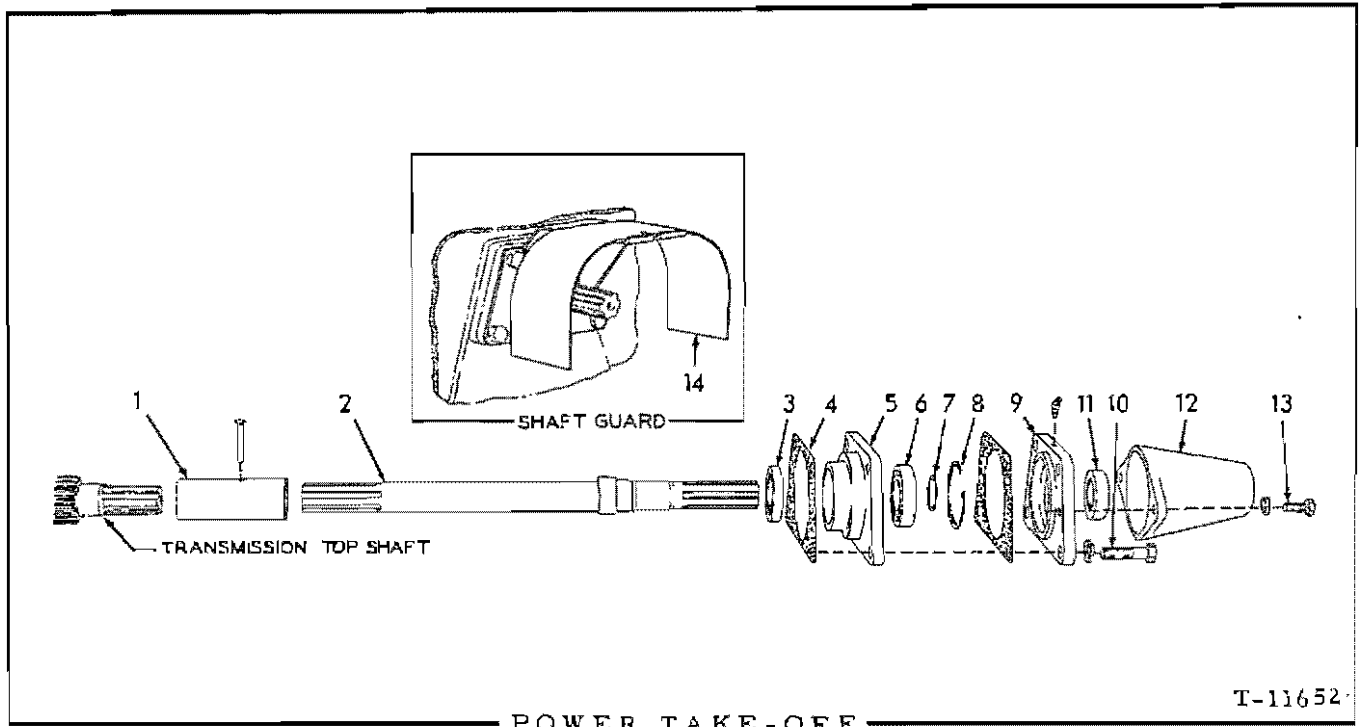
T O O L S

ITEM	PART NO.	QTY.	DESCRIPTION
1	70604943	1	BOX, tool (Mounts on left track fender. Special equipment)
2	70012992	4	CAPSCREW, 3/8"NF x 1-1/4"
	70911115	4	WASHER, plain, SAE std., 3/8"
	70904206	4	LOCKWASHER, 3/8"
	70911041	4	NUT, 3/8"NF
	70630753	4	WASHER, plain (For spacing)
3	70641654	1	PLATE, tool box mounting (Used prior to April 1964)
4	70073735	1	GUN, grease (Serviced only as a unit)
	70907059	1	ELBOW, street, 90°, 1/8"NPT (Required for lubricating fan)
	70915954	1	*NIPPLE, pipe, 1/8"NPT x 3"
	70915955	1	*ELBOW, pipe, 90°, 1/8"NPT
			*Required for lubricating shifter bearing on units equipped with dry clutch
5	70058937	1	NOZZLE ASSEMBLY, low pressure lubrication (Includes FITTING indented below)
	70914767	1	FITTING, lubricating, straight, 1/8"NPT female
6	70069814	1	NOZZLE ASSEMBLY, lubricating (For use with GUN 073735 to lubricate universal joint)
7	70040272	1	WRENCH, grease hole plugs
8	70050573	1	WRENCH, track release adjustment (2-1/2" open end)(Early units)
	70095120	1	WRENCH, track release adjustment (2-1/8" open end)(Late units)
9	70043769	1	WRENCH, drain and filling plugs (90°, 1/2" square)
10	70012389	1	PLIERS, slip joint, 6"
11	70012387	1	HAMMER, ball peen, 1 lb.
12	70036268	1	SCREWDRIVER, 9-3/4" long
13	70914732	1	SCREWDRIVER, Phillips #2
14	70052371	1	BAR, pinch, 16" long
15	70050611	1	WRENCH, open end, double head, 15°, 15/16" and 1-1/16"
16	70050610	1	WRENCH, open end, double head, 15°, 3/4" and 7/8"
17	70050609	1	WRENCH, open end, double head, 15°, 5/8" and 3/4"
18	70050608	1	WRENCH, open end, double head, 15°, 1/2" and 9/16"
19	70050607	1	WRENCH, open end, double head, 15°, 3/8" and 5/16"
20	70914709	1	SOCKET, 1/2" square drive, 1/2" hex
21	70914710	1	SOCKET, 1/2" square drive, 9/16" hex
22	70914711	1	SOCKET, 1/2" square drive, 5/8" hex

(Continued)

TOOLS (Continued)

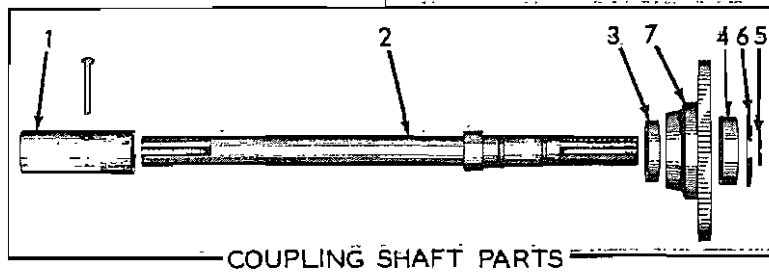
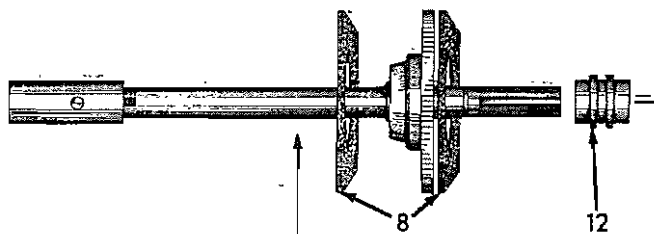
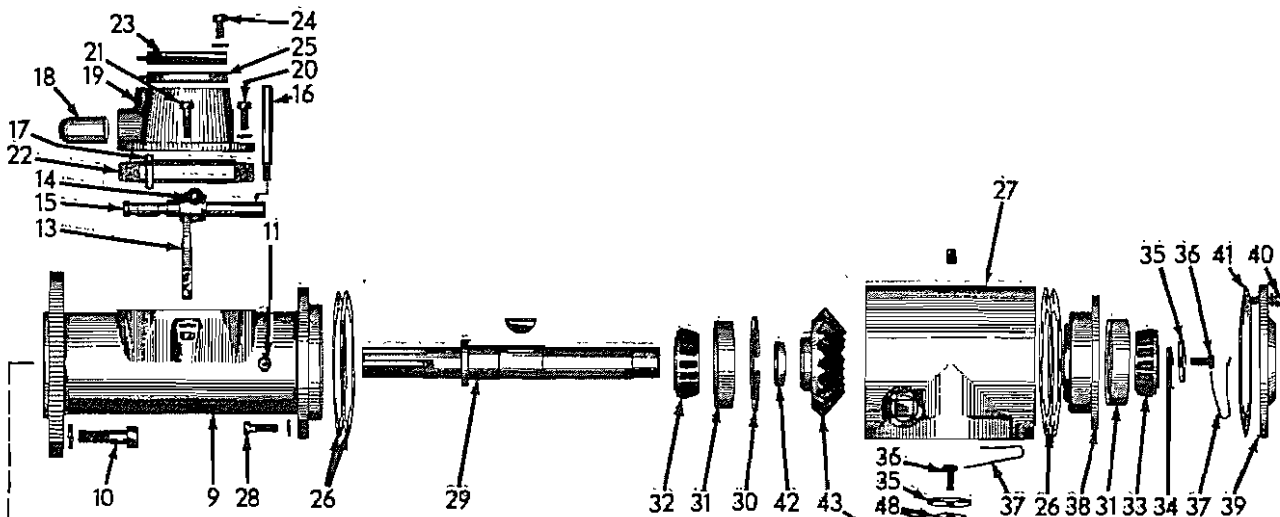
ITEM	PART NO.	QTY.	DESCRIPTION
23	70914712	1	SOCKET, 1/2" square drive, 11/16" hex
24	70914713	1	SOCKET, 1/2" square drive, 3/4" hex
25	70914714	1	SOCKET, 1/2" square drive, 7/8" hex
26	70914715	1	SOCKET, 1/2" square drive, 15/16" hex
27	70914716	1	SOCKET, 1/2" square drive, 1" hex
28	70914717	1	BAR, extension, socket, 1/2" drive, 2" long
29	70914718	1	BAR, extension, socket, 1/2" drive, 5" long
30	70921338	1	BAR, extension, socket, 1/2" drive, 10" long
31	70050612	1	HANDLE, socket, sliding T, 1/2" square drive, 15" long
32	70914719	1	HANDLE, socket, ratchet, 1/2" square drive
33	70043421	1	WRENCH, fan spindle mounting nut (1-7/16" open end)
34	70631351	1	GAUGE, wear (Indicates maximum wear tolerances for track rails, grouser shoes, sprockets, idlers and track rollers)
35	70089239	1	EXTENSION, coolant drain



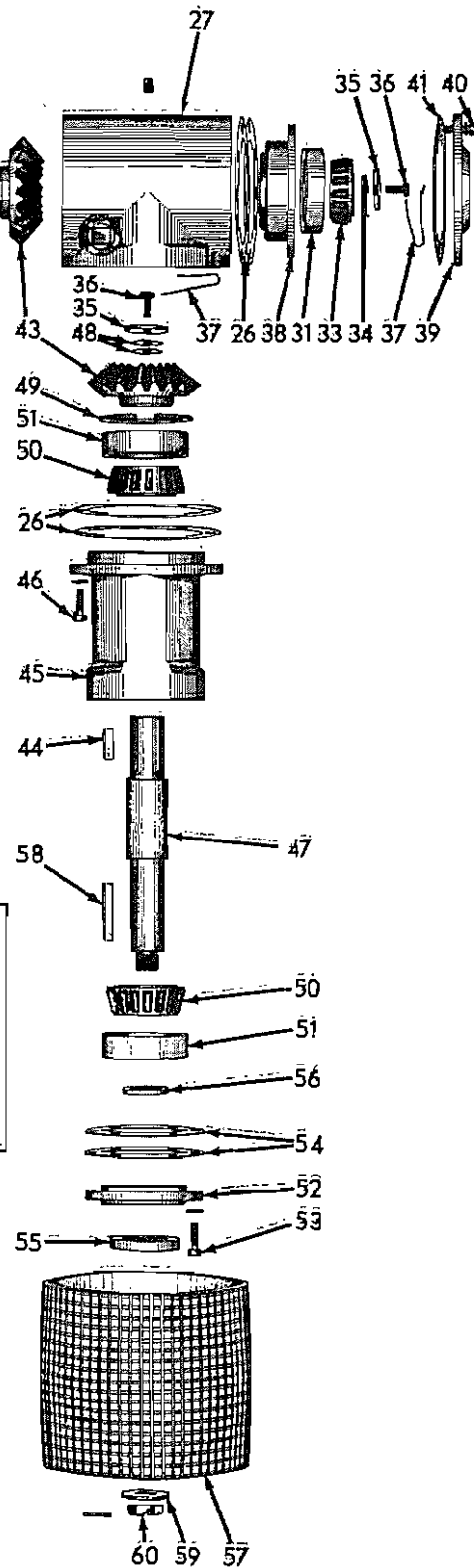
USAGE: Special equipment

ITEM PART NO. QTY. DESCRIPTION

1	70055563	1	COUPLING, front
	70910902	1	RIVET, ctsk-hd., 5/16" x 2-1/8"
2	70055559	1	SHAFT, coupling
3	70033146	1	SEAL, oil, inner
4	70055561	2	GASKET, coupling shaft bearing cage
5	70055558	1	CAGE, coupling shaft bearing
6	70528519	1	BEARING, ball
7	70055568	1	RING, snap, coupling shaft
8	70055567	1	RING, snap, coupling shaft bearing cage
9	70055530	1	RETAINER, oil seal
10	70023755	4	CAPSCREW, 5/8"NC x 2-1/4"
	70904209	4	LOCKWASHER, 5/8"
	70915273	1	FITTING, lubricating, 30°, 1/8"NPT
11	70604439	1	SEAL, oil, outer
12	70055529	1	COVER, shaft protecting
13	70035220	2	CAPSCREW, 1/2"NC x 1-1/8"
	70904208	2	LOCKWASHER, 1/2"
14	70078470	1	GUARD, power shaft (Requires removal of item 12 to install)



COUPLING SHAFT PARTS



POWER PULLEY

POWER PULLEY

USAGE: Special equipment

ITEM	PART NO.	QTY.	DESCRIPTION
1	70055563	1	COUPLING, front
	70910902	1	RIVET, flat-hd., 5/16" x 2-1/8"
2	70055559	1	SHAFT, coupling
3	70033146	1	SEAL, oil, coupling shaft
4	70528519	1	BEARING, ball, coupling shaft
5	70055568	1	RING, snap, coupling shaft
6	70055567	1	RING, snap, coupling shaft bearing cage
7	70055558	1	CAGE, coupling shaft bearing
8	70055561	2	GASKET, power pulley mounting
9	70055421	1	HOUSING, input
10	70023755	4	CAPSCREW, 5/8"NC x 2-1/4"
	70904209	4	LOCKWASHER, 5/8"
11	70051447	1	BREATHER ASSEMBLY (Serviced only as a unit)
12	70055564	1	COUPLING, sliding
13	70038561	1	FORK, shifting
14	70046419	1	CAPSCREW, 3/8"NF x 2"
	70913528	1	NUT Elastic stop, 3/8"NF
15	70055560	1	SHAFT, shifting fork
16	70055565	1	HANDLE, shifting fork shaft
17	70057540	1	PIN, retaining, shifting fork shaft
18	70035398	1	COVER, shifting fork shaft
19	70055422	1	HOUSING, shifter
20	70035439	4	CAPSCREW, 3/8"NC x 1"
21	70036039	2	CAPSCREW, 3/8"NF x 1-3/8"
	70904206	6	LOCKWASHER, 3/8"
	70911041	2	NUT, 3/8"NF
22	70055562	1	GASKET, shifter housing
23	70055466	1	PLATE, cover, shifter housing
24	70035244	4	CAPSCREW, 3/8"NC x 3/4"
	70904206	4	LOCKWASHER, 3/8"
25	70055467	1	GASKET, shifter housing cover plate
26	70028113	9	SHIM, gear mesh adjustment (.005" thick. Use as req'd)
	70028115	15	SHIM, gear mesh adjustment (.010" thick. Use as req'd)
	70028114	9	SHIM, gear mesh adjustment (.020" thick. Use as req'd)

(Continued)

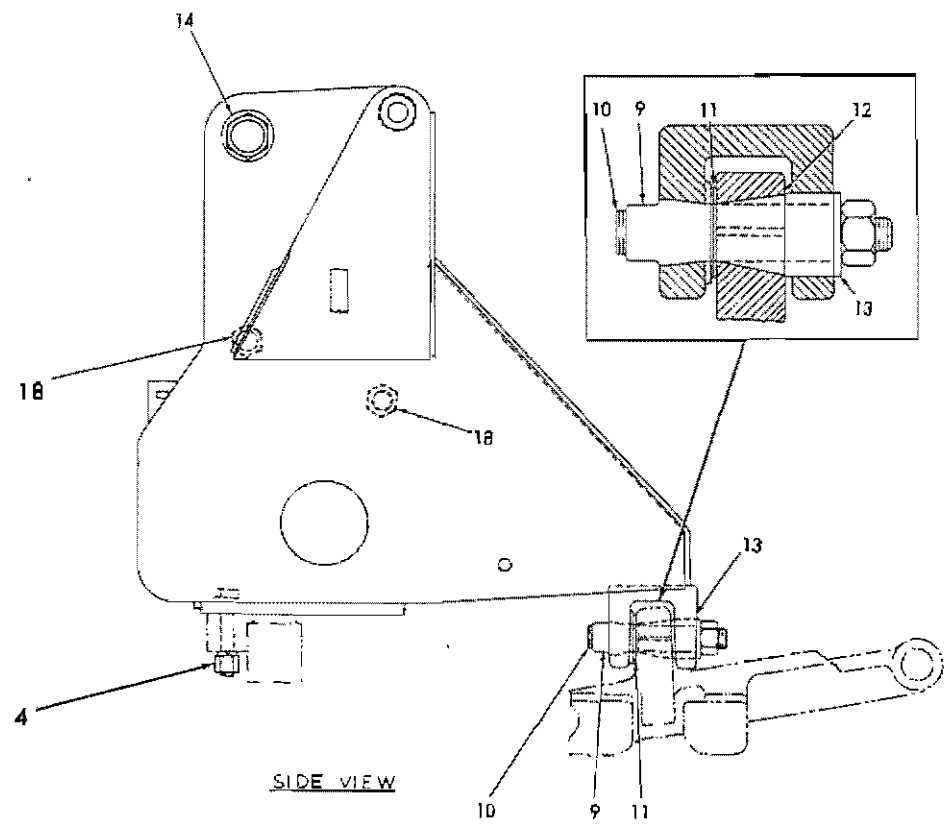
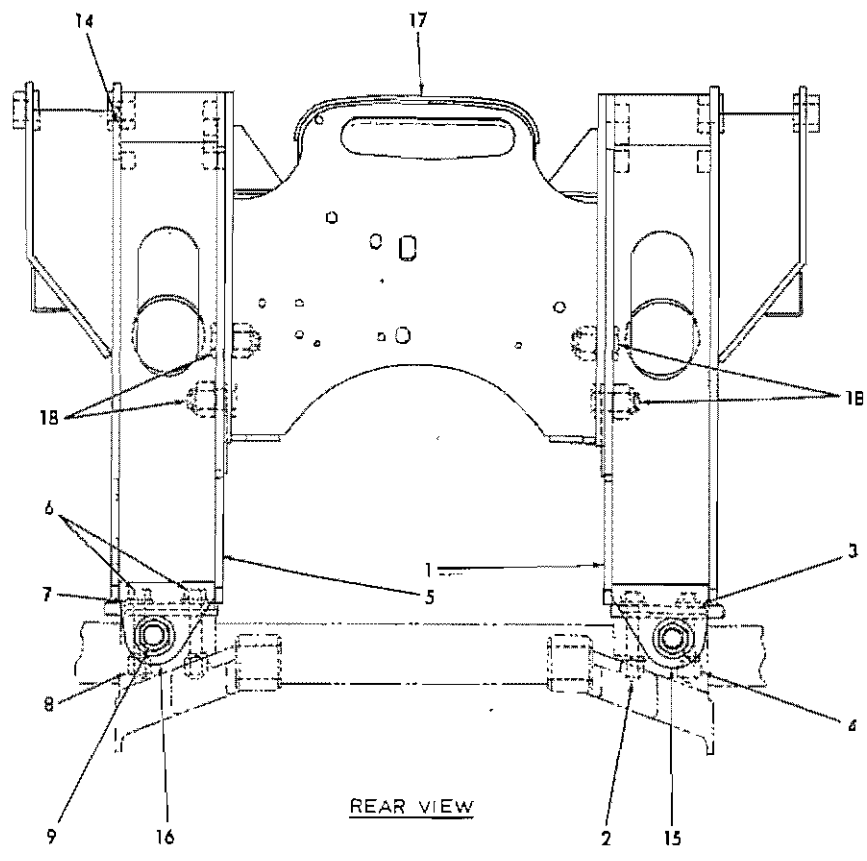
POWER PULLEY (Continued)

ITEM	PART NO.	QTY.	DESCRIPTION
27	70055448	1	HOUSING, angle
28	70013058	8	CAPSCREW, 3/8"NC x 1-1/4"
	70904206	8	LOCKWASHER, 3/8"
	70912768	2	PLUG, pipe, 1"NPT
	70901652	1	PLUG, pipe, 1/4"NPT
29	70055446	1	SHAFT, input
	70910851	1	KEY, #G woodruff, 3/8" x 1-1/2"
30	70055566	1	RING, retaining, input shaft front bearing cup
31	70211567	2	CUP, input shaft bearings
32	70604922	1	CONE ASSEMBLY, input shaft front bearing
33	70043006	1	CONE ASSEMBLY, input shaft rear bearing
34	70055670	2	SHIM, input shaft bearing adjustment (.005" thick. Use as req'd)
	70055671	4	SHIM, input shaft bearing adjustment (.010" thick. Use as req'd)
	70055672	2	SHIM, input shaft bearing adjustment (.020" thick. Use as req'd)
35	70045358	2	WASHER, retaining
36	70013044	4	CAPSCREW, drilled-hd., 3/8"NC x 7/8"
37	70023633	2	WIRE, locking, 1/16" x 12"
38	70055444	1	CAGE, input shaft rear bearing
39	70055445	1	COVER, input shaft rear bearing
40	70070960	8	CAPSCREW, 3/8"NC x 1-1/2"
	70904206	8	LOCKWASHER, 3/8"
41	70055669	1	GASKET, input shaft rear bearing cover
42	70055572	1	SPACER, bevel gear
43	70028117	2	GEAR, bevel (20 teeth)
44	70028109	1	KEY, output shaft bevel gear
45	70055447	1	HOUSING, output
46	70013058	8	CAPSCREW, 3/8"NC x 1-1/4"
	70904206	8	LOCKWASHER, 3/8"
47	70055443	1	SHAFT, output
48	70036093	2	SHIM, output shaft washer (.005" thick. Use as req'd)
	70036094	2	SHIM, output shaft washer (.010" thick. Use as req'd)
	70036095	2	SHIM, output shaft washer (.020" thick. Use as req'd)
49	70055457	1	RING, retaining, output shaft inner bearing
50	70042865	2	CONE ASSEMBLY, output shaft bearing

(Continued)

POWER PULLEY (Continued)

ITEM	PART NO.	QTY.	DESCRIPTION
51	70211068	2	CUP, output shaft bearing
52	70055442	1	RETAINER, output shaft bearing
53	70013058	6	CAPSCREW, 3/8"NC x 1-1/4"
	70904206	6	LOCKWASHER, 3/8"
54	70055458	2	SHIM, output shaft bearing adjustment (.005" thick. Use as req'd)
	70055459	4	SHIM, output shaft bearing adjustment (.010" thick. Use as req'd)
	70055460	2	SHIM, output shaft bearing adjustment (.020" thick. Use as req'd)
55	70034697	1	SEAL, oil, output shaft
56	70055573	1	SPACER, output shaft pulley
57	70077165	1	PULLEY (12" diameter)
	70077545	1	PULLEY (10" diameter)
58	70055441	1	KEY, pulley
59	70021475	1	WASHER, pulley retaining
60	70021221	1	NUT, pulley retaining (slotted, 1" thread)
	70900808	1	PIN, cotter, 1/8" x 1-1/2"



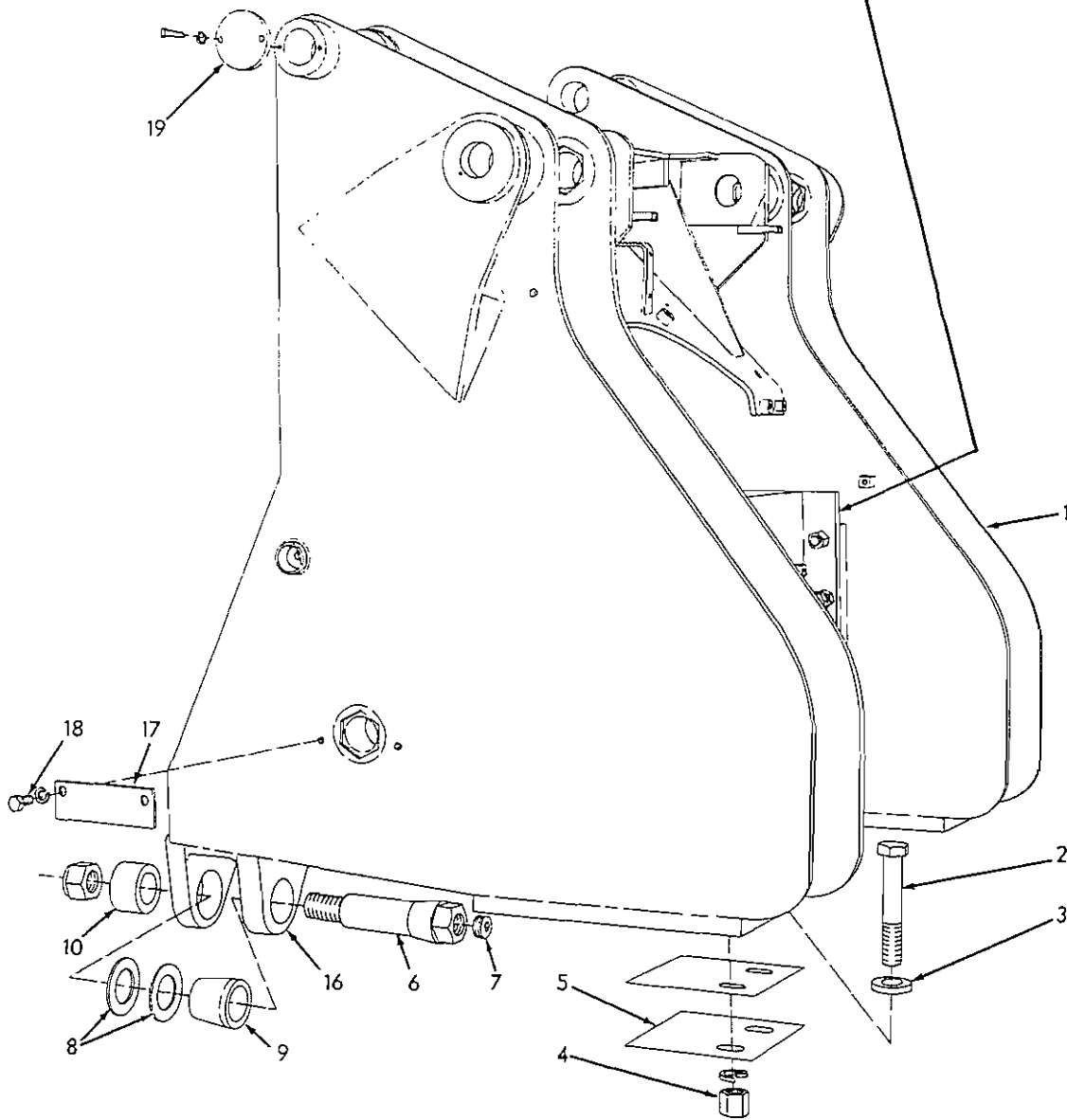
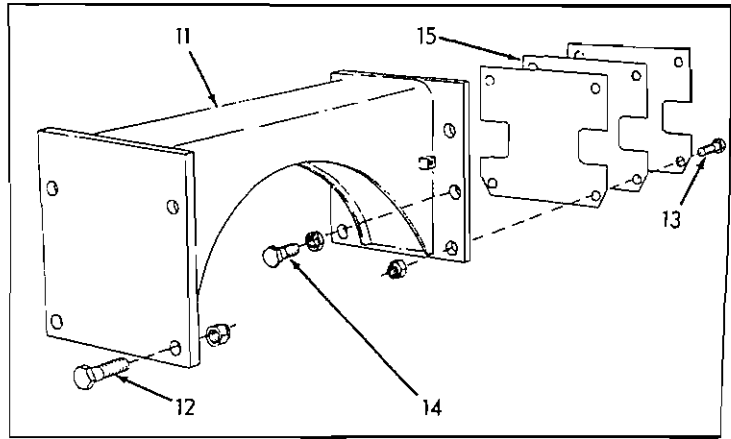
SHOVEL FRAME (First Type)

T-71879

SHOVEL FRAME

USAGE: Tractors prior to serial No. 11094

ITEM	PART NO.	QTY.	DESCRIPTION
1	73016443	1	FRAME ASSEMBLY, shovel, left (Includes items 14 and 15)
2	70625970	2	CAPSCREW, 1"NF x 6"
3	73001785	2	WASHER, plain
	70910916	2	LOCKWASHER, 1"
4	70600236	2	NUT, high, 1"NF
5	73016444	1	FRAME ASSEMBLY, shovel, right (Includes items 14 and 16)
6	70625970	2	CAPSCREW, 1"NF x 6"
7	73001785	2	WASHER, plain
	70910916	2	LOCKWASHER, 1"
8	70600236	2	NUT, high, 1"NF
9	70625827	2	PIN, frame pivot
	70917778	2	NUT, elastic stop, 1-1/2"NF
10	70052979	2	PLUG, thread protecting, frame pivot pin
11	70634237	6	WASHER, shimming, pivot pin } Use as req'd.
	70625829	2	
12	70625825	2	BUSHING, frame pivot (tapered)
13	70625826	2	BUSHING, frame pivot (straight)
14	73014553	2	RING, pin locking (Requires welding to install)
15	73016429	1	BRACKET, frame, left } Requires welding to install
16	73016430	1	
17	73016650	1	STABILIZER, frame (Used prior to shovel #5207)
	73024556	1	
18	73016582	4	PIN, stabilizer attaching
	70917718	4	



SHOVEL FRAME (Second type)

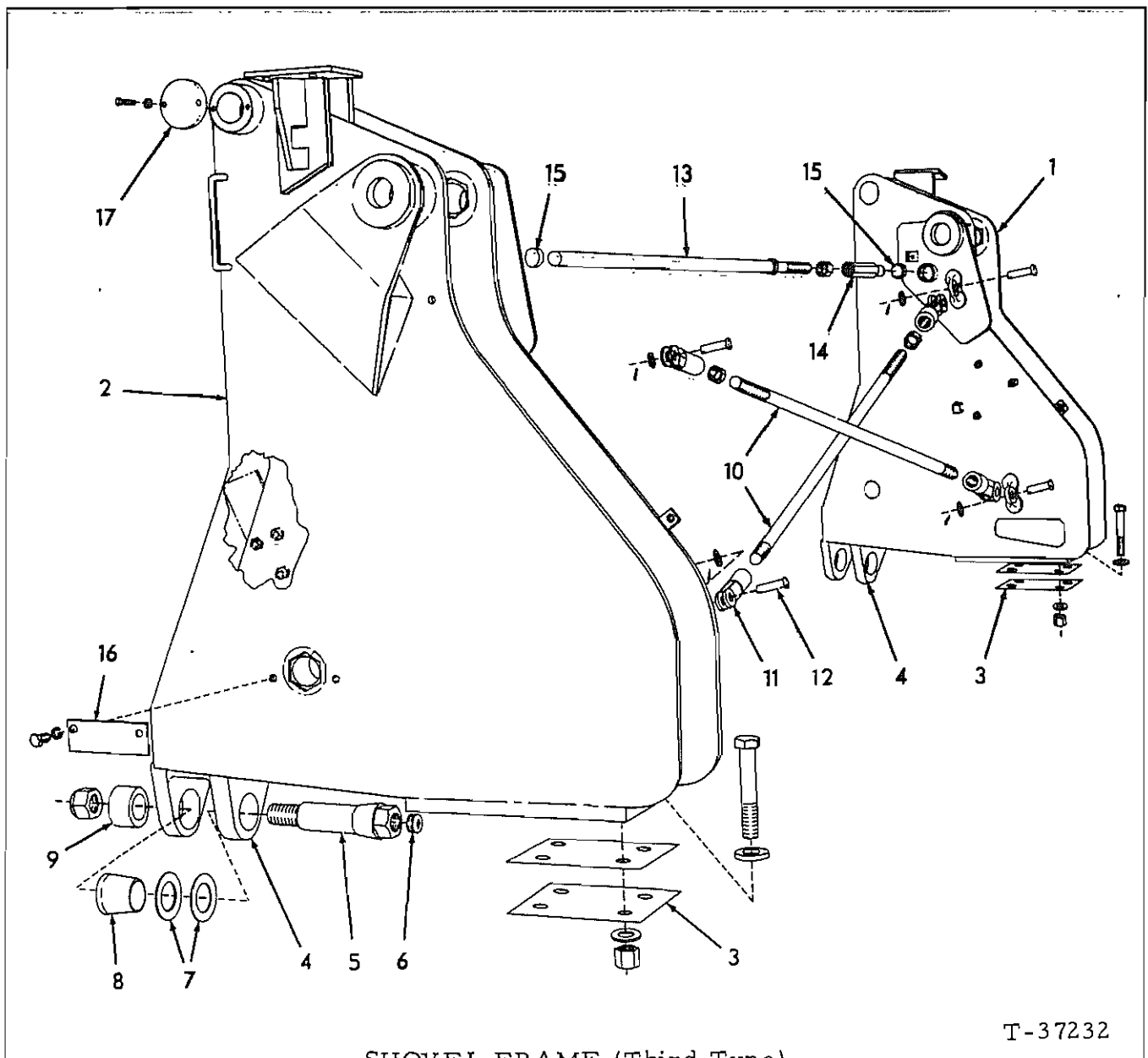
T-33424

SHOVEL FRAME

USAGE: Loaders serial S/N 11094 thru 15790

ITEM	PART NO.	QTY.	DESCRIPTION
1	70626234	1	FRAME ASSEMBLY, shovel (Includes items 11 thru 16)
2	70625970	4	CAPSCREW, 1"NF x 6"
3	73001785	4	WASHER, plain
	70910916	4	LOCKWASHER, 1"
4	70600236	4	NUT, high, 1"NF
5	70625824	4	SHIM, frame spacing (Use as req'd)
6	70625827	2	PIN, frame pivot
	70917778	2	NUT, elastic stop, 1-1/2"NF
7	70052979	2	PLUG, thread protecting, frame pivot pin
8	70634237	6	WASHER, shimming, pivot pin (1/16" thick. Use as req'd)
	70625829	2	WASHER, shimming, pivot pin (1/8" thick. Use as req'd)
9	70625825	2	BUSHING, frame pivot (tapered)
10	70625826	2	BUSHING, frame pivot (straight)
11	70625719	1	STABILIZER, frame
12	70012984	4	CAPSCREW, 3/4"NF x 2-3/4" (right side)
13	70070285	4	CAPSCREW, 3/4"NF x 3" (left side)
	70916591	8	NUT, elastic stop, 3/4"NF
14	70012453	2	CAPSCREW, 3/4"NF x 2" (adjustment)
	70910847	2	NUT, jam, 3/4"NF
15	70625828	1	SHIM, spacing (.059" thick. Use as req'd)
	70625830	2	SHIM, spacing (.0359" thick. Use as req'd)
	70625831	1	SHIM, spacing (.134" thick. Use as req'd)
16	70625873	1	BRACKET, frame, left
	70625874	1	BRACKET, frame, right
			Requires welding to install
17	70625754	2	PLATE, retaining, lift cylinder pivot pin
18	70070467	4	CAPSCREW, 1/2"NF x 1"
	70904208	4	LOCKWASHER, 1/2"
19	70627007	2	COVER, grease, dump cylinder pivot pin (Effective with tractor #15179)
	70912789	4	CAPSCREW, 1/4"NF x 3/4"
	70904204	4	LOCKWASHER, 1/4"

left
side
only



T-37232

SHOVEL FRAME (Third Type)

USAGE: Effective with tractor serial No. 15791

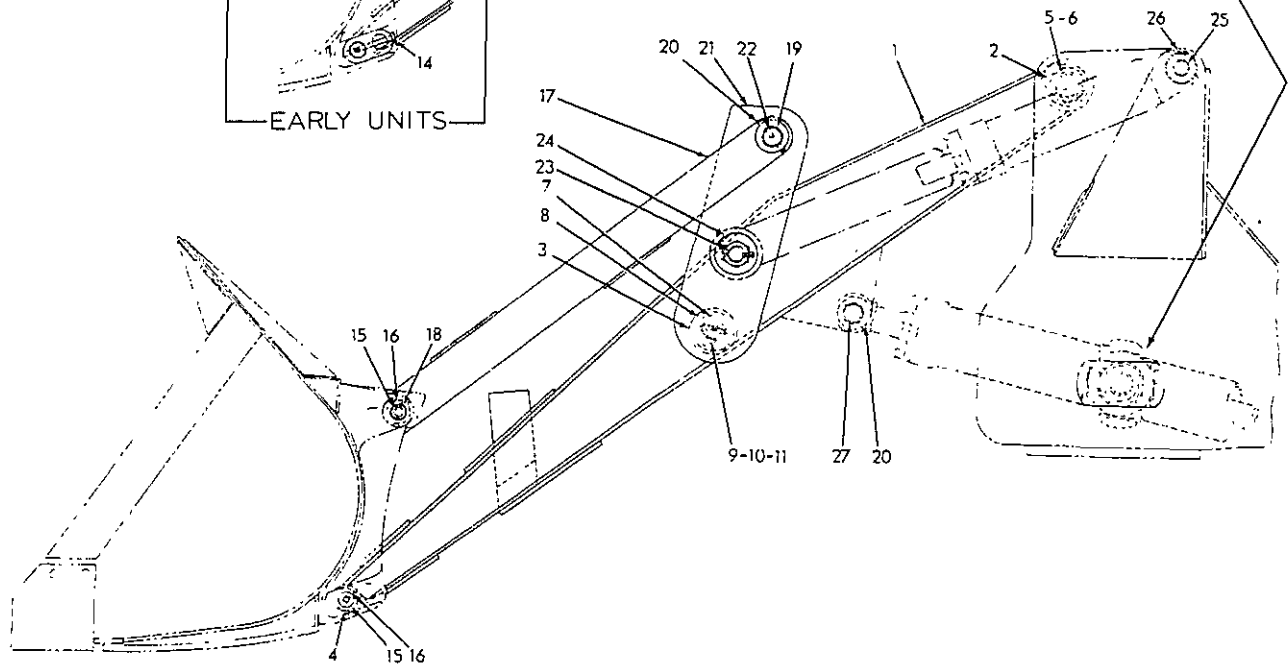
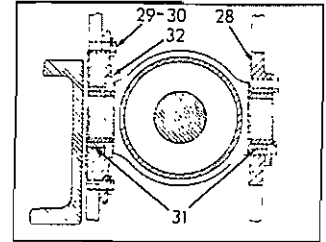
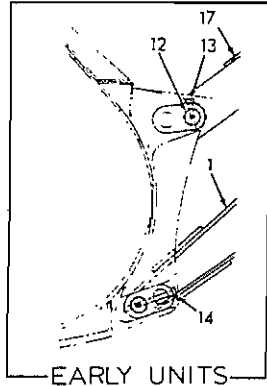
ITEM	PART NO.	QTY.	DESCRIPTION
1	70684941	1	FRAME ASSY., shovel, left (Includes item 4)
	70928410	2	CAPSCREW, 1"NF x 6-1/2"
	70678072	4	WASHER, plain
	70600236	2	NUT, high, 1"NF
2	70684942	1	FRAME ASSY., shovel, right (Includes item 4)
	70625970	2	CAPSCREW, 1"NF x 6-1/2"
	70678072	4	WASHER, plain
	70600236	2	NUT, high, 1"NF
3	70625824	4	SHIM, spacing, frame (Use as required)
4	70625873	1	BRACKET, pivot pin, left frame
	70625874	1	BRACKET, pivot pin, right frame

} Requires welding to install

(Continued)

SHOVEL FRAME (Third Type)(Continued)

ITEM	PART NO.	QTY.	DESCRIPTION
5	70625827	2	PIN, frame pivot
	70917778	2	NUT, elastic stop, 1-1/2"NF
6	70052979	2	PLUG, thread protecting, frame pivot pin
7	70634237	6	WASHER, shimming, pivot pin (1/16" thick. Use as required)
	70625829	2	WASHER, shimming, pivot pin (1/8" thick. use as required)
8	70625825	2	BUSHING, frame pivot pin (tapered)
9	70625826	2	BUSHING, frame pivot pin (straight)
10	70635202	2	ROD, cross brace
	70911051	2	NUT, jam, 1"NF
11	70635198	4	YOKE, cross brace rod
12	70635197	4	PIN, yoke
	70900814	4	PIN, cotter, 1/4" x 1-1/2"
	70911159	4	WASHER, plain, SAE std., 1"
13	70635208	1	ROD, frame adjusting
	70911047	1	NUT, 1"NF
14	70635196	1	NUT, frame adjusting rod (left side)
15	70635192	2	SOCKET, frame adjusting rod
16	70625754	2	PLATE, retaining, lift cylinder pivot pin
	70914875	4	CAPSCREW, 1/2"NF x 1" (Early units)
	70921175	4	CAPSCREW, 1/2"NC x 1" (Late units)
	70912441	4	LOCKWASHER, 1/2"
17	70627007	2	COVER, grease, dump cylinder pivot pin
	70928438	4	CAPSCREW, 1/4"NF x 3/4"
	70910285	4	LOCKWASHER, 1/4"



SHOVEL LINKAGE (First type)

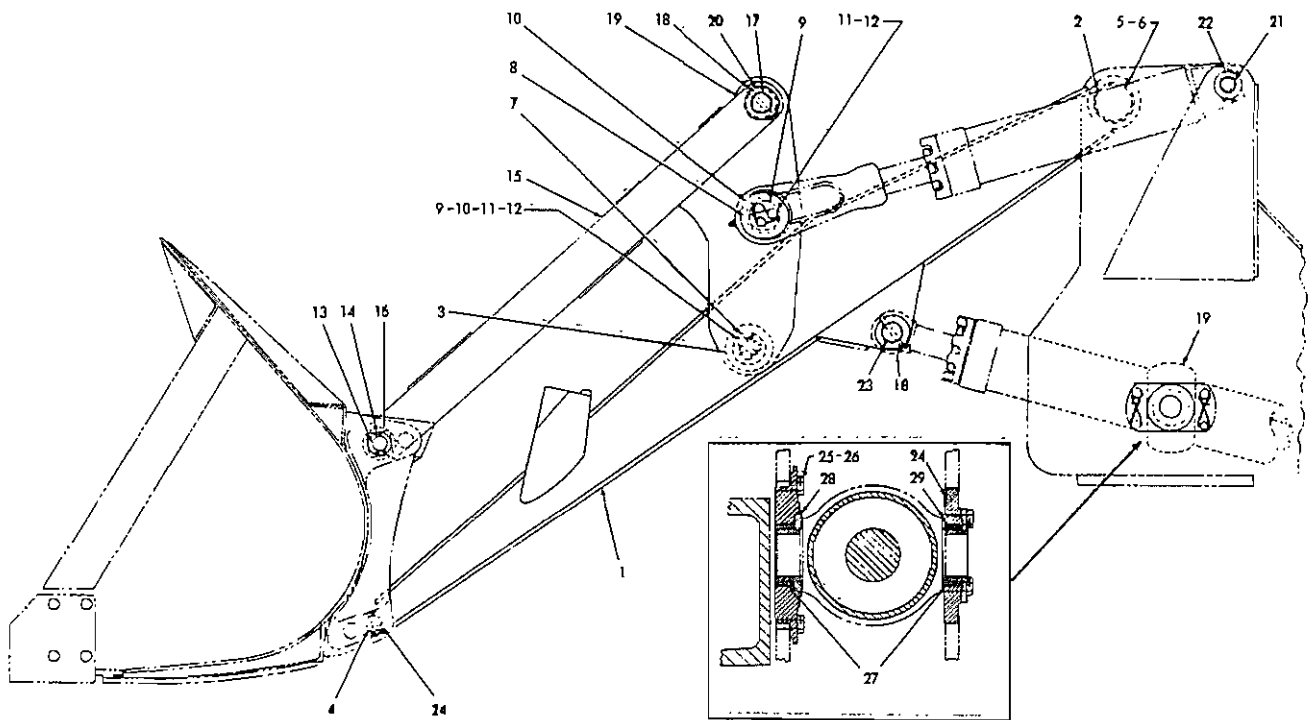
T-71910

SHOVEL LINKAGE

USAGE: Shovels prior to serial No. 2131

ITEM	PART NO.	QTY.	DESCRIPTION	
1	73017500	1	BOOM ASSEMBLY (Includes items 2 thru 4 and fitting indented below)	
	70914465	2	FITTING, lubricating, straight, 1/8"NPT	
2	70626824	4	BUSHING, boom upper end	
3	73020542	2	BUSHING, boom center	
4	73001031	4	BUSHING, boom lower end	
5	73017372	2	PIN, boom pivot	
	70917778	2	NUT, elastic stop, 1-1/2"NF	
6	73001559	2	WASHER, plain	
7	73022229	2	PIN, cross link pivot (Requires welding to install)	
	70914465	2	FITTING, lubricating, straight, 1/8"NPT	
8	73017516	2	WASHER, cross link pivot pin	
9	73017524	2	WASHER, retaining, pivot pin	
10	73017314	6	CAPSCREW, drilled-hd., 5/8"NF x 1-1/4"	
11	73013593	2	WIRE, locking, #14 x 11"	
12	73003921	4	PIN, bucket	} Used prior to shovel #2044
	70914465	4	FITTING, lubricating, straight, 1/8"NPT	
13	73001621	2	PIN, retaining, bucket upper pin	
	70900806	2	PIN, cotter, 1/8" x 1"	
14	73014387	2	PIN, retaining, bucket lower pin	} Effective with Shovel #2044. Also see item 33
	70900806	2	PIN, cotter, 1/8" x 1"	
15	73019023	4	PIN, bucket	
	70914465	4	FITTING, lubricating, straight, 1/8"NPT	
	70913743	6	WASHER, plain (Use as req'd)	
16	73019625	4	PIN, retaining, bucket pin	
	70900806	4	PIN, cotter, 1/8" x 1"	
17	73001147	2	LINK ASSEMBLY, dump (Includes 2 BUSHING 3001031)	
18	73001031	4	BUSHING, dump link	
19	73019640	2	PIN, dump link, rear	
	70914465	2	FITTING, lubricating, straight, 1/8"NPT	
20	73001622	4	PIN, retaining, pivot pin	
	70900806	4	PIN, cotter, 1/8" x 1"	
21	73020115	1	LINK ASSEMBLY, cross, left (Includes items 7, 22, 23 and fitting indented below)	
	73020116	1	LINK ASSEMBLY, cross, right (Includes items 7, 22, 23 and fitting indented below)	
	70914465	2	FITTING, lubricating, straight, 1/8"NPT	
22	73001066	2	BUSHING, cross link	
23	73001155	2	PIN, dump cylinder pivot, front (Requires welding to install)	
	70913527	2	NUT, jam, slotted, 1-1/2"NF	
	70910910	2	PIN, cotter, 7/32" x 3"	
24	73001146	2	WASHER, plain	
25	73014040	2	PIN, dump cylinder pivot, rear	
26	73001621	2	PIN, retaining, dump cylinder rear pivot pin	
	70900806	2	PIN, cotter, 1/8" x 1"	
27	73001625	2	PIN, left cylinder pivot, front	

(Continued)



SHOVEL LINKAGE (Second type)

T-71911

SHOVEL LINKAGE (Continued)

USAGE: Shovels prior to serial No. 2131

ITEM	PART NO.	QTY.	DESCRIPTION
28	73016120	4	CAGE ASSEMBLY, bearing, lift cylinder (Includes item 31)
29	73016838	16	CAPSCREW, drilled-hd., 1/2"NF x 1"
30	73007380	8	WIRE, locking, #16 x 12"
31	73016121	4	BEARING, lift cylinder cage
32	73016473	4	SLEEVE, bearing (2 halves)(Inner cage only)
33	73019424	1	PIN KIT, bucket (Consists of items 15 and 16)(Effective with shovel #2044. Not illustrated)

SHOVEL LINKAGE

USAGE: Shovels serial No. 2131 thru tractor serial No. 11093

1	73019205	1	BOOM ASSEMBLY (Includes items 2 thru 4 and fitting indented below)	
	70914465	2	FITTING, lubricating, straight, 1/8"NPT	
2	70626824	4	BUSHING, boom upper end	
3	73020542	2	BUSHING, boom center	
4	73001031	4	BUSHING, boom lower end	
5	73017372	2	PIN, boom pivot	
	70917778	2	NUT, elastic stop, 1-1/2"NF	
6	73001559	2	WASHER, plain	
7	73017808	2	PIN, cross link pivot (Requires welding to install)	
8	73017807	2	PIN, dump cylinder pivot, front (Requires welding to install)	
9	73023607	-	SHIM (Use as req'd)	
10	73017524	4	WASHER, retaining, pivot pin	
11	73017314	12	CAPSCREW, drilled-hd., 5/8"NF x 1-1/4"	
12	73013593	4	WIRE, locking, #14 x 11"	
13	73019023	4	PIN, bucket	} See item 30
	70914465	4	FITTING, lubricating, straight, 1/8"NPT	
	70913743	6	WASHER, plain (Use as req'd)	
14	73019625	4	PIN, retaining, bucket pin	} See page 525 for LINK ASSY'S used on units equipped with Pulpwood Loader
	70900806	4	PIN, cotter, 1/8" x 1"	
15	73019153	1	LINK ASSEMBLY, dump, left (Includes item 16)	}
	73019154	1	LINK ASSEMBLY, dump, right (Includes item 16)	
16	73001031	4	BUSHING, dump link	
17	73019640	2	PIN, dump link, rear	
	70914465	2	FITTING, lubricating, straight, 1/8"NPT	
18	73001622	4	PIN, retaining, pivot pin	
	70900806	4	PIN, cotter, 1/8" x 1"	
19	73019194	1	LINK ASSEMBLY, cross, left (Includes items 7, 8, 20 and fitting indented below)	}
	73019195	1	LINK ASSEMBLY, cross, right (Includes items 7, 8, 20 and fitting indented below)	
	70914465	2	FITTING, lubricating, straight, 1/8"NPT	
20	73001066	2	BUSHING, cross link	
21	73014040	2	PIN, dump cylinder pivot, rear	
22	73001621	2	PIN, retaining, dump cylinder rear pivot pin	
	70900806	2	PIN, cotter, 1/8" x 1"	

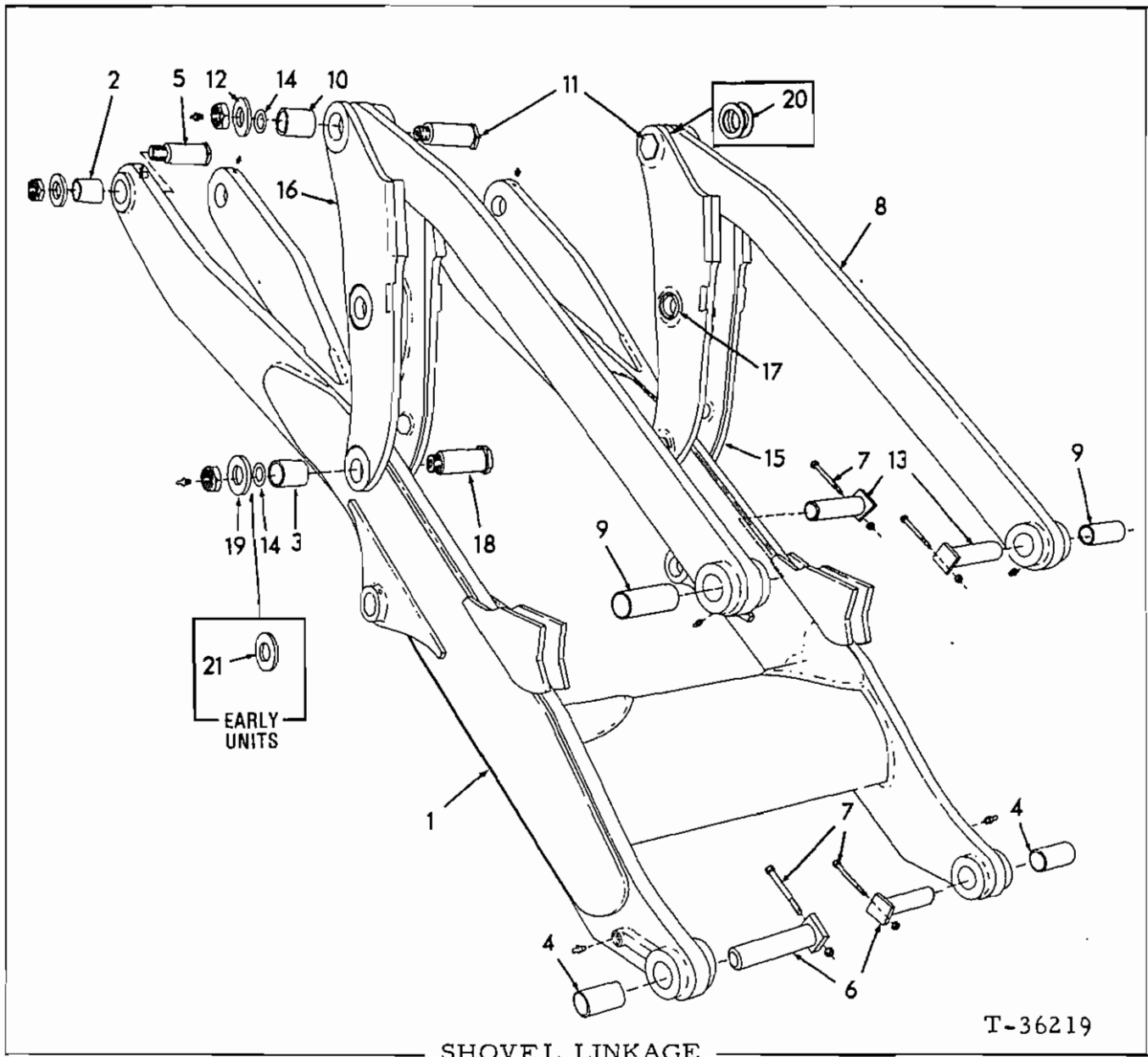
(Continued)

SHOVEL LINKAGE (Continued)

USAGE: Shovels serial No. 2131 thru tractor serial No. 11093

ITEM	PART NO.	QTY.	DESCRIPTION
23	73001625	2	PIN, lift cylinder pivot, front
24	73016120	4	CAGE ASSEMBLY, bearing, lift cylinder (Includes item 27)
25	73016838	16	CAPSCREW, 1/2"NF x 1"
26	73007380	8	WIRE, locking, #16 x 12"
27	73016121	4	BEARING, lift cylinder cage
28	73016473	4	SLEEVE, bearing (2 halves)(Inner cage only)
29	70627143	-	WASHER, shimming (Outer cage only)(Use as req'd)
30	73019424	1	PIN KIT, bucket (Consists of items 13 and 14)(Not illustrated)

MEMO



SHOVEL LINKAGE

T-36219

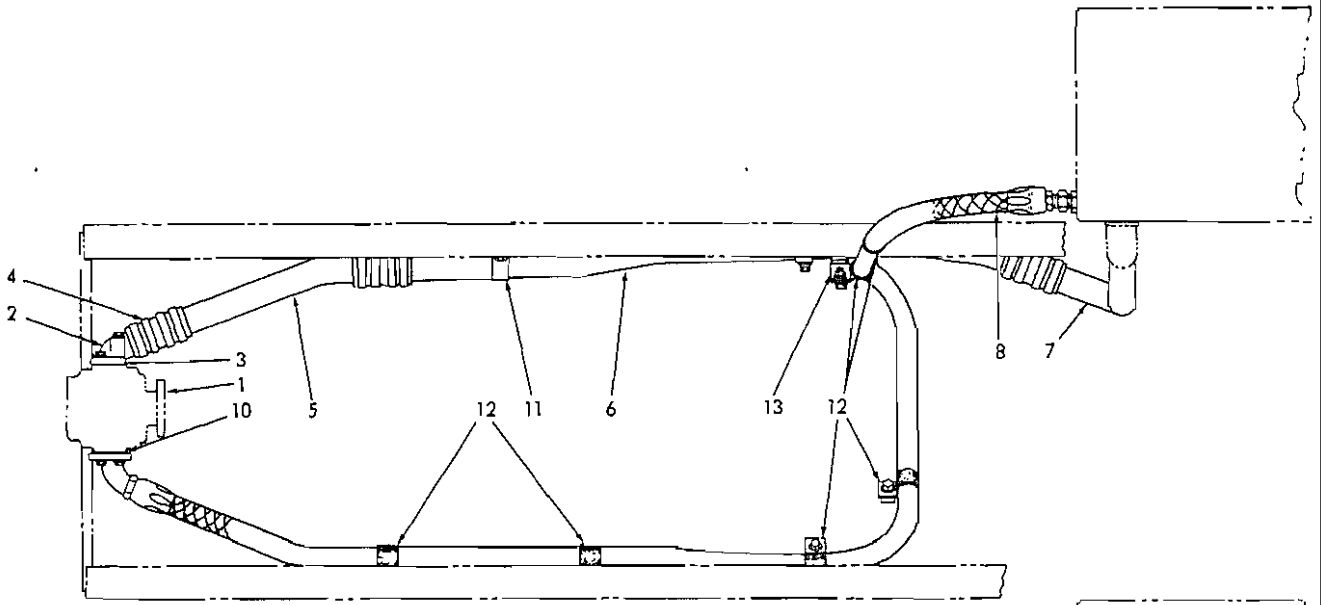
USAGE: Tractor serial No. 11094 and up

ITEM	PART NO.	QTY.	DESCRIPTION
1	70556792	1	BOOM ASSY. (Includes items 2 thru 4)(Loaders unit #23334 and up excluding unit # 25036, 25037, 25038, 25040, 25042, 25044, 25045, 25049, 25052 and 25055)
	70650052	1	BOOM ASSY. (Includes items 2 thru 4)(Loaders prior to unit #23334 including unit #25036, 25037, 25038, 25040, 25042, 25044, 25045, 25049, 25052 and 25055)
2	70914465	4	FITTING, lubricating, straight, 1/8"NPT
	70625747	4	BUSHING, boom, rear

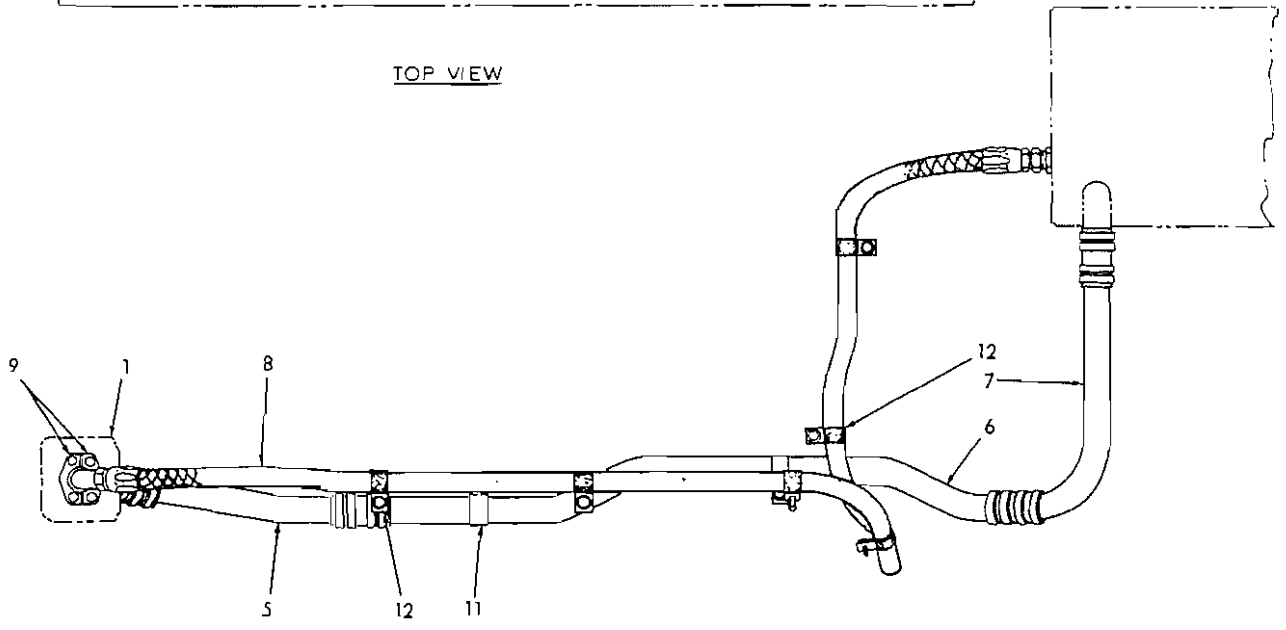
(Continued)

SHOVEL LINKAGE (Continued)

ITEM	PART NO.	QTY.	DESCRIPTION
3	70625725	2	BUSHING, boom, intermediate
4	70625724	2	BUSHING, boom, front
5	70625750	4	PIN, boom pivot, rear
	70900825	4	WASHER, plain, U.S. std., 1-1/2"
	70924727	4	NUT, elastic stop, 1-1/2"NF
6	70651296	2	PIN, boom, front
	70914465	2	FITTING, lubricating, straight, 1/8"NPT (Early units only)
7	73020131	4	PIN, pivot lock
	70900806	4	PIN, cotter, 1/8" x 1"
8	70625723	2	LINK ASSY., dump (Includes items 9 and 10)
9	70625724	2	BUSHING, dump link, front
10	70625725	2	BUSHING, dump link, rear
11	70625756	2	PIN, dump link, rear
	70914465	2	FITTING, lubricating, straight, 1/8"NPT
12	73024182	2	WASHER, plain
	70921140	2	NUT, elastic stop, 1-1/4"NF
13	70651296	2	PIN, dump link, front
	70914465	2	FITTING, lubricating, straight, 1/8"NPT (Early units only)
14	70625757	-	SHIM, pin adjustment (1/32" thick. Use as required)
15	70667393	1	LINK, cross, left (Includes item 17)(Loaders prior to unit #24787)
	70684581	1	LINK, cross, left (Includes item 17)(Loaders unit #24787 and up)
16	70667394	1	LINK, cross, right (Includes item 17)(Loaders prior to unit #24787)
	70684582	1	LINK, cross, right (Includes item 17)(Loaders unit #24787 and up)
17	70625865	6	RING, pin locking (Requires welding to install)
18	70625756	2	PIN, cross link pivot
	70914465	2	FITTING, lubricating, straight, 1/8"NPT
19	73024182	2	WASHER, plain
	70921140	2	NUT, elastic stop, 1-1/4"NF
20	70635412	12	SHIM cross link (3/64" thick. Use as required) (Loaders unit #22423 and up)
	70669016	12	SHIM, cross link (5/64" thick. Use as required) (Loaders unit #22423 and up)
21	70626543	6	WASHER, cross link pins (2" I.D.)(Loaders unit # 21224 thru #21378)



TOP VIEW



SIDE VIEW

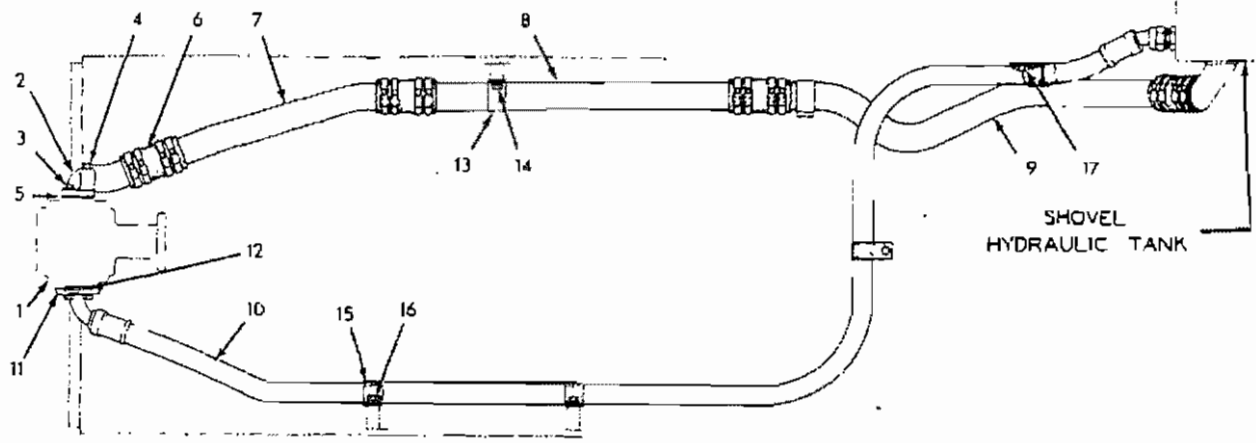
SHOVEL HYDRAULIC PUMP LINES (First type)

T-719121

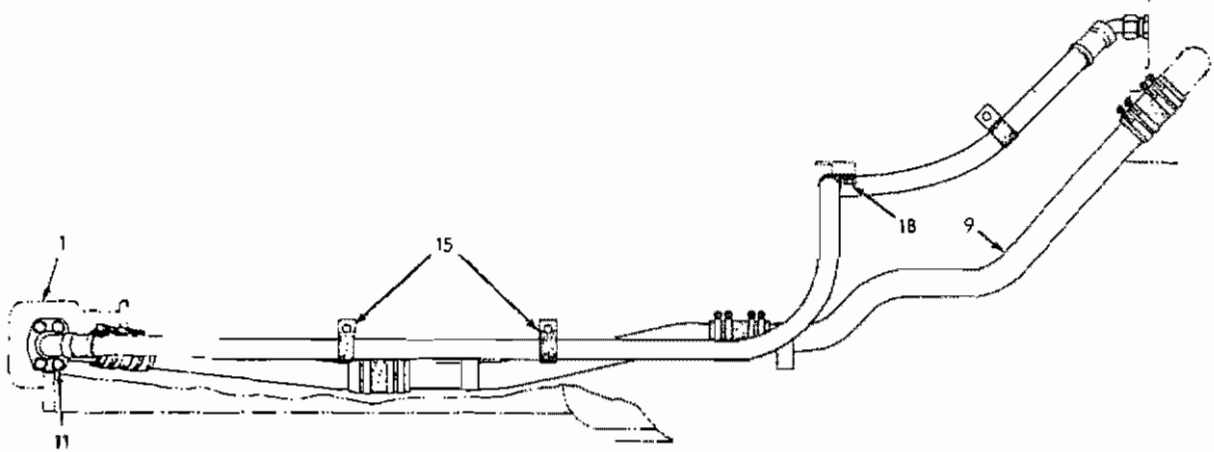
SHOVEL HYDRAULIC PUMP LINES

USAGE: Tractors prior to serial No. 11094

ITEM	PART NO.	QTY.	DESCRIPTION
1	-----	1	PUMP (See SHOVEL PUMP AND DRIVE)
2	73016873	1	ADAPTER, suction tube
	70913249	2	CAPSCREW, 1/2"NF x 1-1/4"
	70916422	2	CAPSCREW, 1/2"NF x 2-3/4"
	70904208	4	LOCKWASHER, 1/2"
3	73019275	1	GASKET, suction tube adapter
4	70623234	4	HOSE, suction tube (2-1/4" I.D. x 4-1/2")
	70921913	16	CLAMP, hose, adjustable, 1-13/16" to 2-3/4"
5	70625797	1	TUBE, suction, pump to tank, front section
6	73016872	1	TUBE, suction, pump to tank, center section
7	73016869	1	TUBE, suction, pump to tank, rear section
8	73016868	1	HOSE ASSEMBLY, pressure, pump to tank (See HOSE PARTS) (Used prior to shovel #2114 including Nos. 2116 thru 2127 and 2130)
	73019620	1	HOSE ASSEMBLY, pressure, pump to tank (See HOSE PARTS) (Effective with shovel #2114 excluding Nos. 2116 thru 2127 and 2130)
9	70921118	2	FLANGE, split, hose attaching (half only)
	70913249	4	CAPSCREW, 1/2"NF x 1-1/4"
	70904208	4	LOCKWASHER, 1/2"
10	70924193	1	O-RING, pressure hose
11	73012545	3	CLAMP, hose, suction tube
	70914875	3	CAPSCREW, 1/2"NF x 1" (Prior to shovel #2131)
	70913249	3	CAPSCREW, 1/2"NF x 1-1/4" (Shovel #2131 and up)
	70904208	3	LOCKWASHER, 1/2"
	70910244	3	WASHER, plain, 1/2"
12	73024424	6	CLAMP, hose, pressure line (1 less used with HOSE ASSY. 3016868)
	70914875	1	CAPSCREW, 1/2"NF x 1"
	70913249	4	CAPSCREW, 1/2"NF x 1-1/4"
	70904208	5	LOCKWASHER, 1/2"
	70910244	5	WASHER, plain, 1/2"
	70911043	1	NUT, 1/2"NF
13	73016864	1	ANGLE, hose supporting
	70913249	1	CAPSCREW, 1/2"NF x 1-1/4"
	70904208	1	LOCKWASHER, 1/2"
	70910244	1	WASHER, plain, 1/2"
	70911043	1	NUT, 1/2"NF
14	73017365	1	GUARD, hose (Used with 3016868 HOSE ASSY. only)(Not illustrated)



TOP VIEW



SIDE VIEW

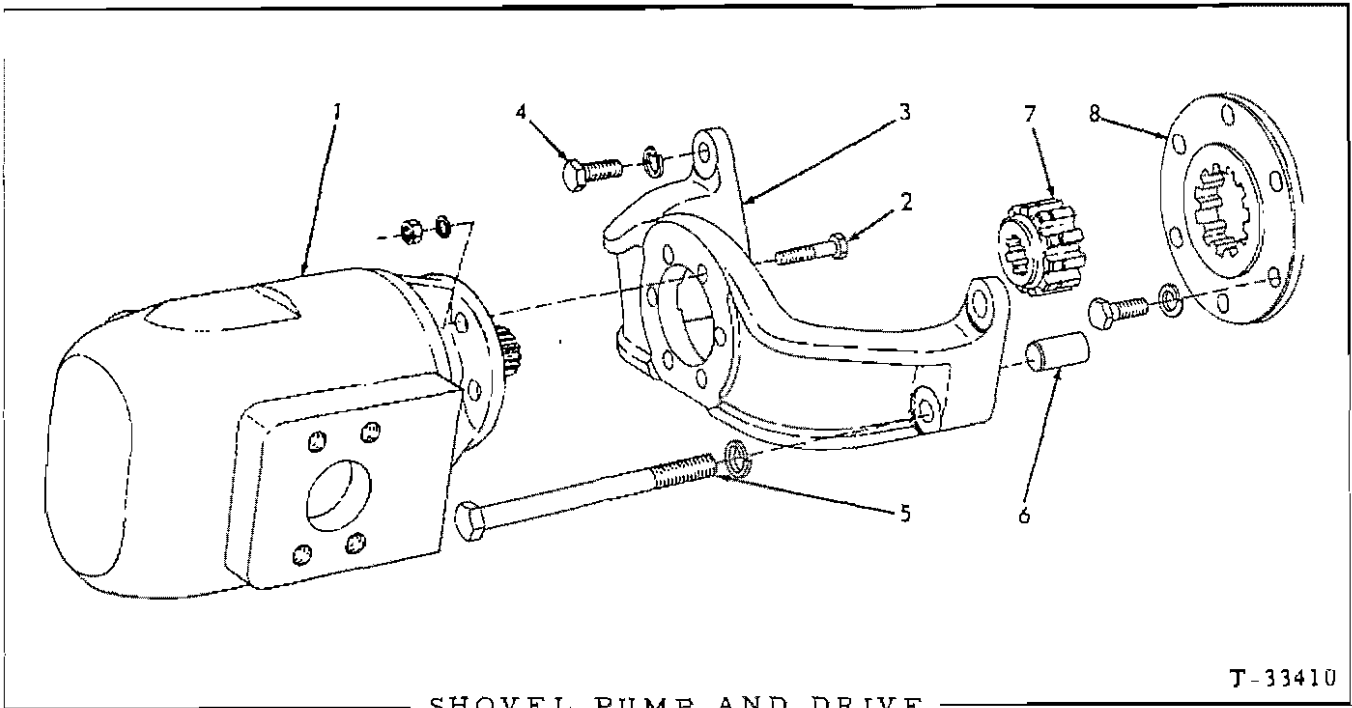
SHOVEL HYDRAULIC PUMP LINES

SHOVEL HYDRAULIC PUMP LINES

USAGE: Loader serial No. 11094 and up.

ITEM	PART NO.	QTY.	DESCRIPTION
1	-----	1	PUMP (See SHOVEL PUMP AND DRIVE)
2	70625799	1	ADAPTER, suction tube
3	70916311	2	CAPSCREW, 1/2"NC x 1-1/4" (Loaders prior to unit #20327)
	70916313	2	CAPSCREW, 1/2"NC x 1-3/4" (Loaders unit #20327 and up)
4	70916317	2	CAPSCREW, 1/2"NC x 2-3/4" (Loaders prior to unit #20327)
	70916318	2	CAPSCREW, 1/2"NC x 3-1/4" (Loaders unit #20327 and up)
	70904208	4	LOCKWASHER, 1/2"
5	73019275	1	GASKET, suction tube adapter
	70660858	1	SPACER, suction tube adapter (3/8" thick)
	73019275	1	GASKET, adapter spacer
6	70623234	4	HOSE, suction tube (2-1/4" I.D. x 4-1/2")
	70921913	16	CLAMP, hose, 1-13/16" to 2-3/4" diam.
7	70625797	1	TUBE, suction, pump to tank, front section
8	70625798	1	TUBE, suction, pump to tank, center section
9	70625809	1	TUBE, suction, pump to tank, rear section
10	70646240	1	HOSE, pressure, pump to tank (See HOSE PARTS)
11	70921118	2	FLANGE, split (half only)
	70916311	4	CAPSCREW, 1/2"NC x 1-1/4"
	70904208	4	LOCKWASHER, 1/2"
12	70924193	1	O-RING, pressure hose
13	73012545	2	CLAMP, hose, suction tube
14	70913249	2	CAPSCREW, 1/2"NF x 1-1/4"
	70904208	2	LOCKWASHER, 1/2"
	70910244	2	WASHER, plain, SAE std., 1/2"
15	73024424	4	CLAMP, pressure hose
16	70913249	2	CAPSCREW, 1/2"NF x 1-1/4"
17	70916310	1	CAPSCREW, 1/2"NF x 1"
18	70918683	1	CAPSCREW, 1/2"NC x 1-1/8"
	70904208	4	LOCKWASHER, 1/2"
	70910244	4	WASHER, plain, SAE std., 1/2"

} Loaders
unit #20327
and up

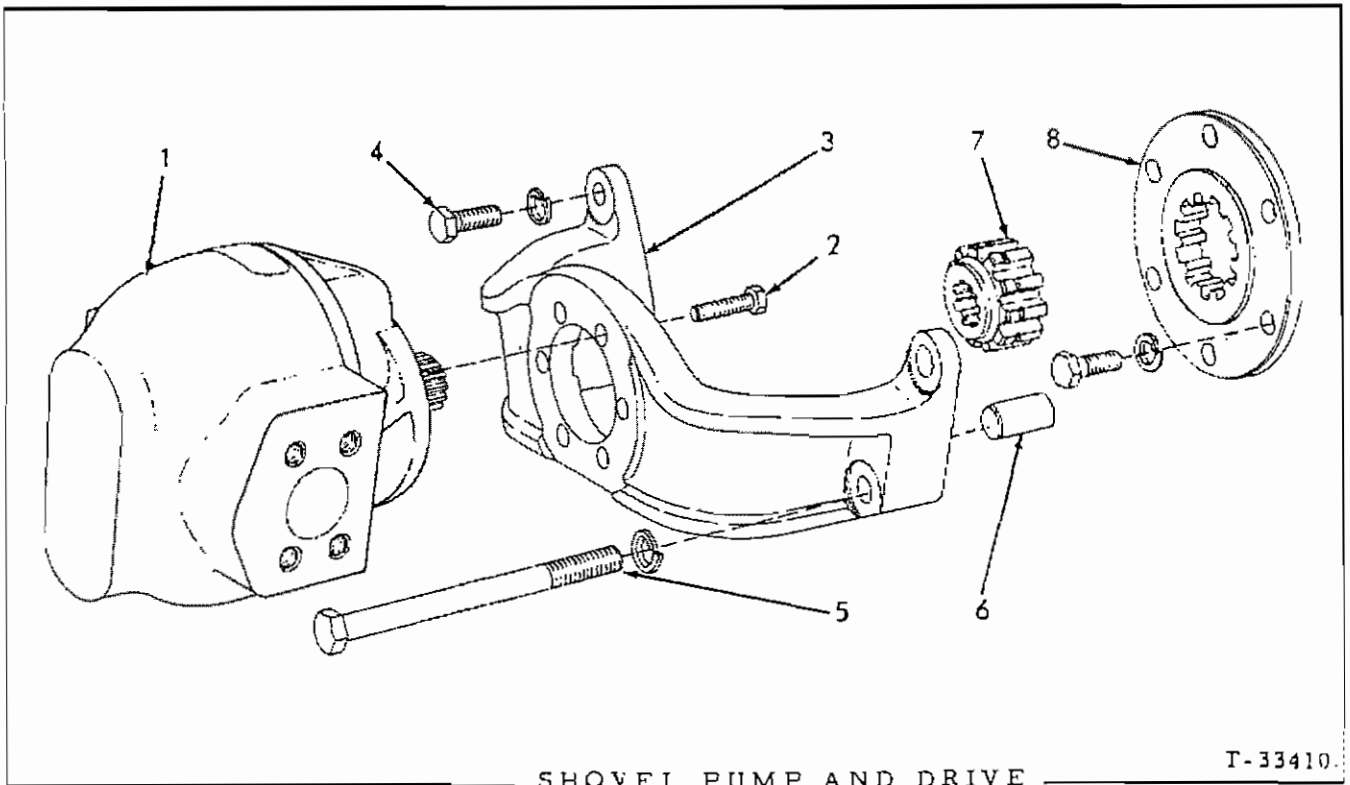


T-33410

SHOVEL PUMP AND DRIVE

* Tractors prior to serial No. 11094
 ** Tractors serial No. 11094 and up

ITEM	PART NO.	QTY.		DESCRIPTION
		*	**	
1	73016859	1	-	PUMP ASSEMBLY (See page 431 for parts)
	73018612	-	1	PUMP ASSEMBLY (See page 433 for parts)(Original equipment. Order PUMP ASSEMBLY 627981 and ADAPTER 627982)
	73029952	-	1	PUMP ASSEMBLY [See page 433 for parts](First Service replacement. Order PUMP ASSEMBLY 627981 and ADAPTER 627982)
	70627981	-	1	PUMP ASSEMBLY (See page 435 for parts)(Second Service replacement)
2	70916383	6	-	CAPSCREW, 3/8"NF x 1-1/2"
	70056590	-	6	CAPSCREW, 3/8"NF x 1-5/8"
	70904206	6	6	LOCKWASHER, 3/8"
	70911041	6	6	NUT, 3/8"NF
3	70624120	1	1	BRACKET ASSEMBLY, pump mounting (Includes item 6)
4	70035190	2	2	CAPSCREW, 1/2"NC x 1-1/2"
5	70088356	2	2	CAPSCREW, 1/2"NC x 6-1/4"
	70904208	4	4	LOCKWASHER, 1/2"
6	70087689	2	2	PIN, dowel
7	70625881	1	-	ADAPTER, drive coupling (Used with PUMP ASSY'S 3016859, 3018612 and 3029952 only)
	70627982	-	1	ADAPTER, drive coupling (Used with PUMP ASSY. 627981 only)
8	70625882	1	1	COUPLING, drive
	70916311	6	6	CAPSCREW, 1/2"NC x 1-1/4"
	70904208	6	6	LOCKWASHER, 1/2"



* Tractors prior to serial No. 17185
 ** Tractors serial No. 17185 thru 20052
 *** Tractors serial No. 20053 and up

ITEM	PART NO.	QUANTITY			DESCRIPTION
		*	**	***	
1	73029952	1	-	-	PUMP ASSEMBLY (See page 433 for parts)(Order PUMP ASSEMBLY 655190, ADAPTER 627982 and 6 CAPSCREWS 035439)
	70627981	-	1	-	PUMP ASSEMBLY (Standard)(Order PUMP ASSEMBLY 655190 and 6 CAPSCREWS 035439)
	70647427	-	1	-	PUMP ASSEMBLY (Special. For use with phosphate-ester hydraulic fluid)(Order PUMP ASSEMBLY 653709 and 6 CAPSCREWS 035439)
	70655190	-	-	1	PUMP ASSEMBLY (Standard)
	70653709	-	-	1	PUMP ASSEMBLY (Special. For use with phosphate-ester hydraulic fluid)(Not illustrated)
2	70056590	6	6	-	CAPSCREW, 3/8"NF x 1-5/8"
	70035439	-	-	6	CAPSCREW, 3/8"NC x 1"
	70904206	6	6	-	LOCKWASHER, 3/8"
	70911041	6	6	-	NUT, 3/8"NF

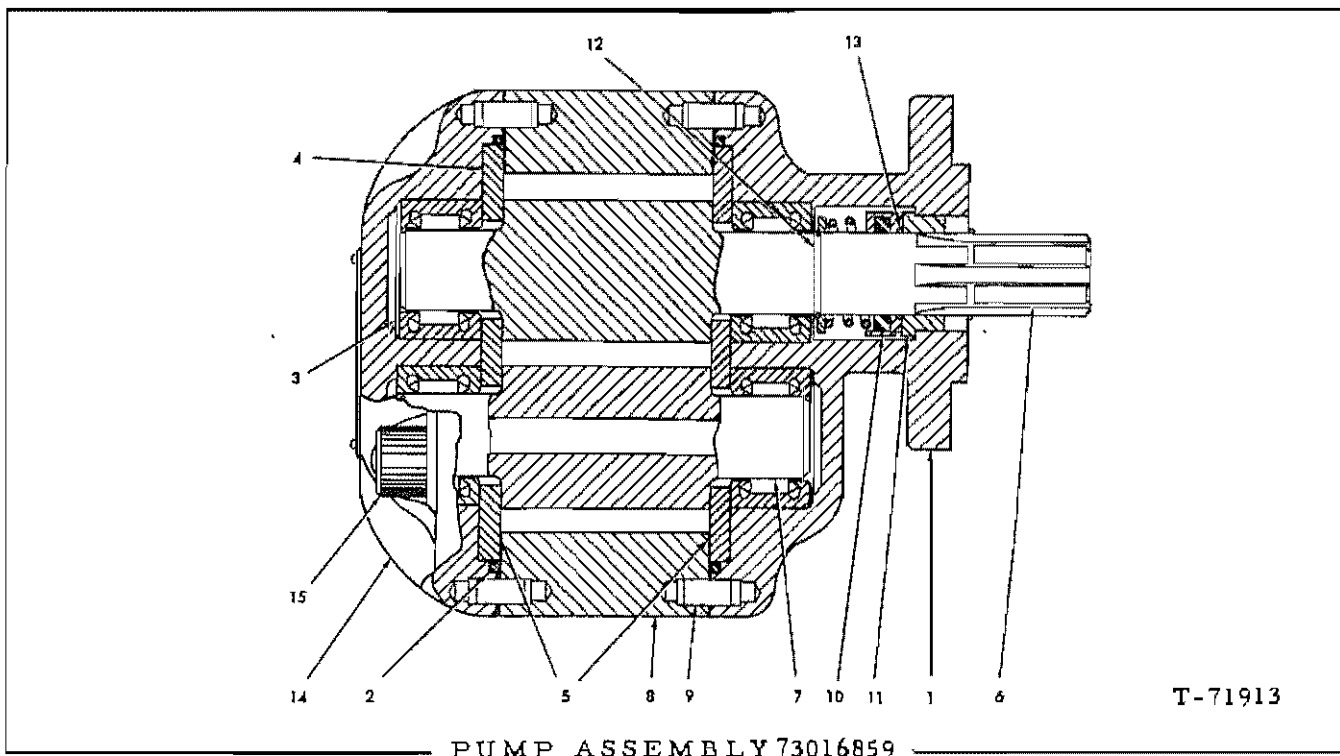
See page 435 for parts

See page 436

(Continued)

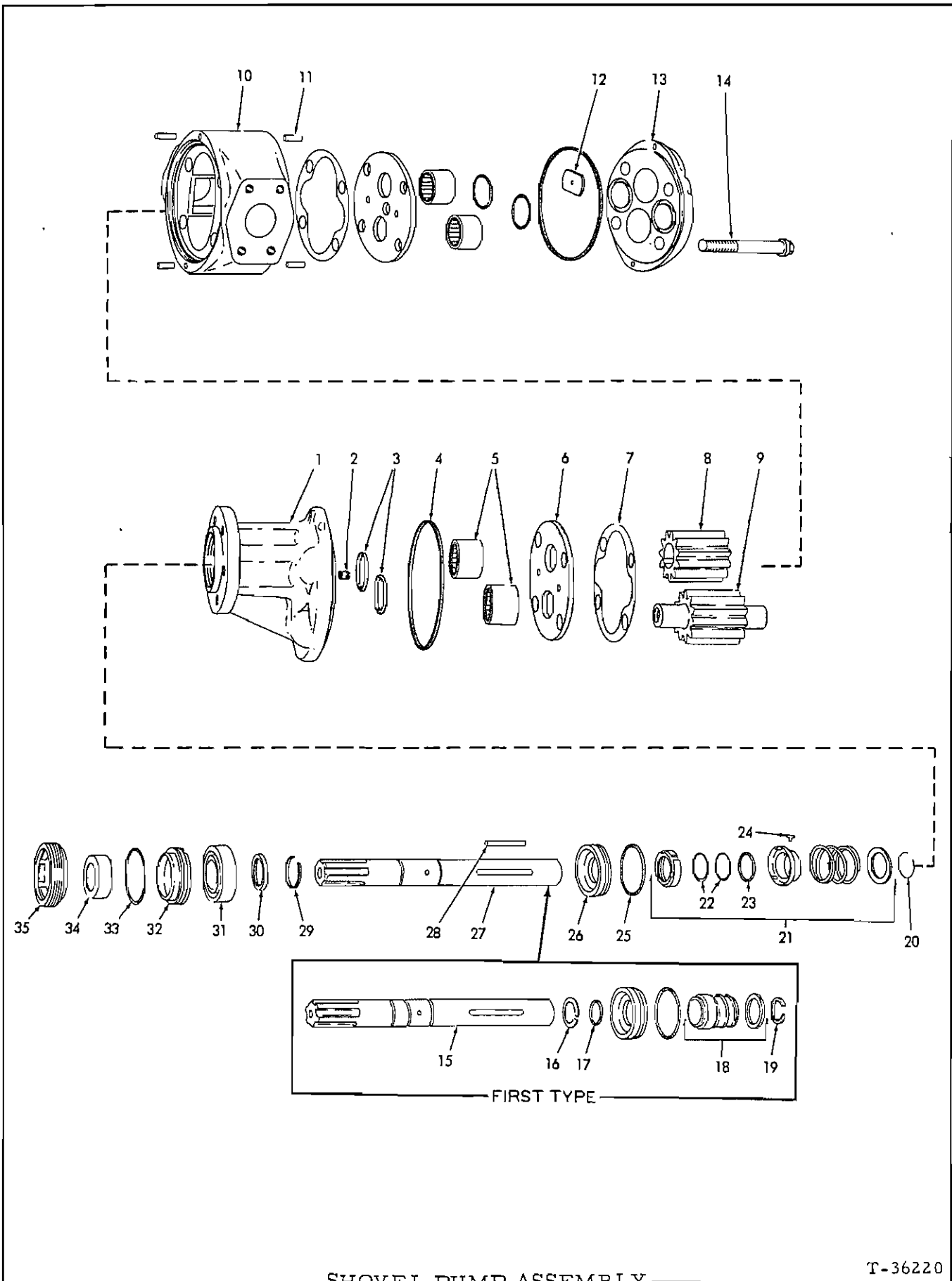
SHOVEL PUMP AND DRIVE (Continued)

ITEM	PART NO.	QUANTITY			DESCRIPTION
		#	**	***	
3	70624120	1	1	1	BRACKET ASSEMBLY, pump mounting (Includes item 6)
4	70035190	2	2	2	CAPSCREW, 1/2"NC x 1-1/2"
5	70088356	2	2	2	CAPSCREW, 1/2"NC x 6-1/4"
	70904208	4	4	4	LOCKWASHER, 1/2"
6	70087689	2	2	2	PIN, dowel
7	70625881	1	-	-	ADAPTER, drive coupling
	70627982	-	1	1	ADAPTER, drive coupling
8	70625882	1	1	1	COUPLING, drive
	70916311	6	6	6	CAPSCREW, 1/2"NC x 1-1/4"
	70904208	6	6	6	LOCKWASHER, 1/2"



USAGE: See page 428

ITEM	PART NO.	QTY.	DESCRIPTION
1	73009546	1	COVER, adapting
2	70923591	2	O-RING, cover
3	73025030	4	BEARING, roller
4	73003009	2	PLATE, wear
5	73003691	-	GASKET, shimming (.001" thick. Use as req'd)
	73003692	-	GASKET, shimming (.002" thick. Use as req'd)
6	73003007	1	GEAR, drive
7	73003004	1	GEAR, driven
8	73016856	1	HOUSING, pump
9	73003002	4	PIN, dowel, pump housing
10	73007753	1	SEAL ASSEMBLY, drive shaft (Serviced only as a unit)(Also order SEAT 3007752)
11	73007752	1	SEAT, drive shaft seal
12	73003689	1	RING, snap, drive shaft
13	73002997	1	RING, snap, drive shaft
14	73007756	1	COVER, housing
15	73003010	4	CAPSCREW, hex-socket, 5/8"NF x 4-1/2"



PUMP PARTS

USAGE: See pages 428, 429

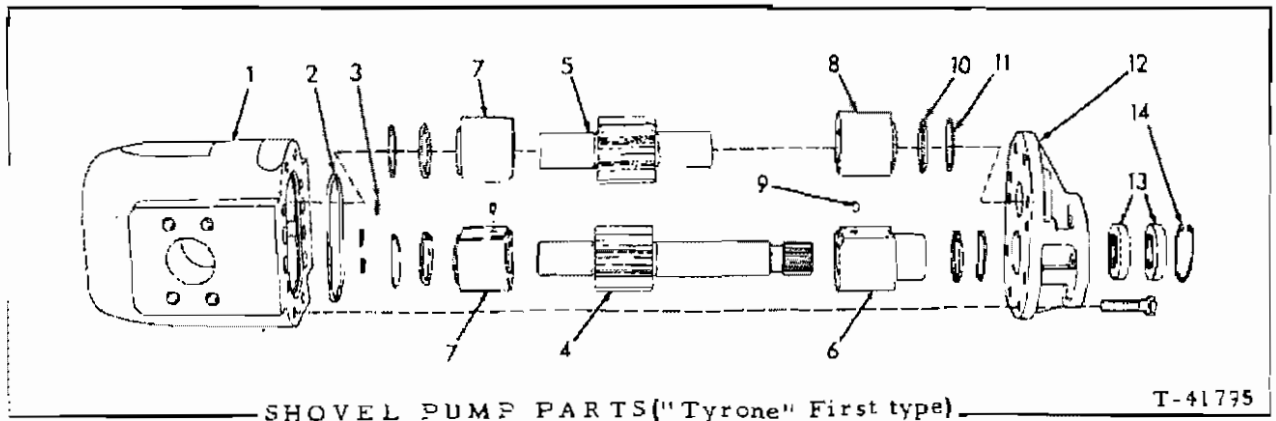
* 3018612 PUMP ASSEMBLY
 ** 3029952 PUMP ASSEMBLY

ITEM	PART NO.	QTY.		DESCRIPTION
		*	**	
1	73025004	1	1	COVER ASSEMBLY, adapting (Includes item 2)
2	73035201	1	1	VALVE ASSEMBLY, check (Serviced only as a unit)
3	70923813	4	4	O-RING, pump housing (small)
4	70923591	2	2	O-RING, pump housing (large)
5	73025030	4	4	BEARING, roller
6	73025018	2	2	PLATE, wear
7	73003691	-	-	GASKET, shimming (.001" thick. Use as req'd)
	73003692	-	-	GASKET, shimming (.002" thick. Use as req'd)
8	73025020	1	1	GEAR, drive
9	73003004	1	1	GEAR, driven
10	73025019	1	1	HOUSING, pump
11	73015658	4	4	PIN, dowel, pump housing (hollow)
12	73025031	1	1	WASHER, thrust, drive shaft
13	73025021	1	1	COVER, housing
14	73003010	4	4	CAPSCREW, hex-socket, 5/8"NF x 4-1/2"
15	73031199	1	-	SHAFT, drive
16	73025026	1	-	RING, back-up, drive shaft
17	70923566	1	-	O-RING, drive shaft
18	73025006	1	-	SEAL ASSEMBLY, drive shaft (Serviced only as a unit)
19	73025001	1	-	RING, snap, drive shaft
20	73003689	-	1	RING, snap, drive shaft
21	73031200	-	1	SEAL ASSEMBLY, drive shaft (Includes items 22 thru 24)
22	73031202	-	2	RING, back-up, drive shaft
23	70923567	-	1	O-RING, drive shaft seal
24	73031173	-	1	PIN, seal locating
25	70923572	1	1	O-RING, drive shaft seal seat
26	73025007	1	1	SEAT, drive shaft seal
27	73031199	-	1	SHAFT, drive

(Continued)

PUMP PARTS (Continued)

ITEM	PART NO.	QTY.		DESCRIPTION
		*	**	
28	73025029	1	1	KEY, straight
29	73025028	1	1	RING, snap, bearing retainer
30	73025008	1	1	RETAINER, bearing
31	73025009	1	1	BEARING, ball, drive shaft
32	73025011	1	1	RETAINER, seal, drive shaft
33	70923573	1	1	O-RING, retainer
34	73028740	1	1	SEAL, drive shaft
35	73025024	1	1	NUT, retaining, drive shaft



SHOVEL PUMP PARTS ("Tyrone" First type)

T-41795

USAGE: See page 429

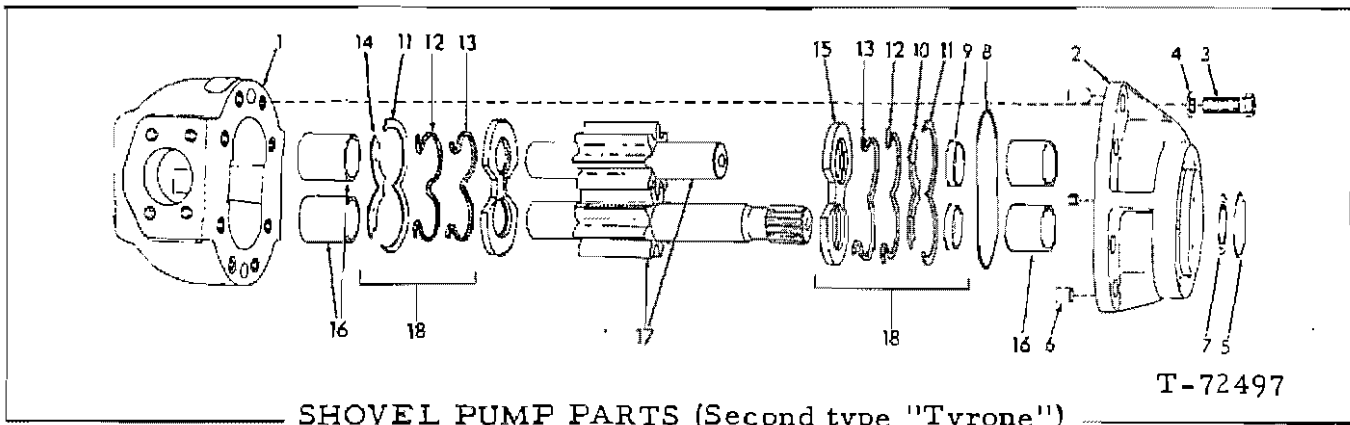
* PUMP ASSEMBLY 627981 (Standard)
 ** PUMP ASSEMBLY 647427 (Special)

ITEM	PART NO.	QTY.		DESCRIPTION
		*	**	
1	70637311	1	1	BODY, pump
2	70637294	1	-	O-RING, pump body (large)
	70647424	-	1	O-RING, pump body (large)
3	70637299	3	-	O-RING, pump body (small)
	70647426	-	3	O-RING, pump body (small)
4	-----	1	1	SHAFT AND GEAR, drive
5	-----	1	1	SHAFT AND GEAR, driven
6	-----	1	1	BUSHING, drive shaft
7	-----	2	2	BUSHING, shaft
8	-----	1	1	BUSHING, driven shaft
9	70923143	2	2	PIN, dowel, bushing (1/4" x 5/16")
10	70637297	4	-	O-RING, bushing
	70647425	-	4	O-RING, bushing
11	70637303	4	4	RING, back-up, bushing o-ring
12	70637305	1	1	FLANGE, adapting
	70916395	8	8	CAPSCREW, 7/16"NF x 1-1/4"
13	70637304	2	-	SEAL, drive shaft and gear
	70647423	-	2	SEAL, drive shaft and gear
14	70637302	1	1	RING, snap, seal retaining
15	70645098	1	-	REPAIR KIT (Includes items 2 thru 11 and 13)
	70647428	-	1	REPAIR KIT (Includes items 2 thru 11 and 13)

Not serviced separately. Order item 15.

(Not illustrated)

□ Indicates component of item 15



USAGE: See page 429

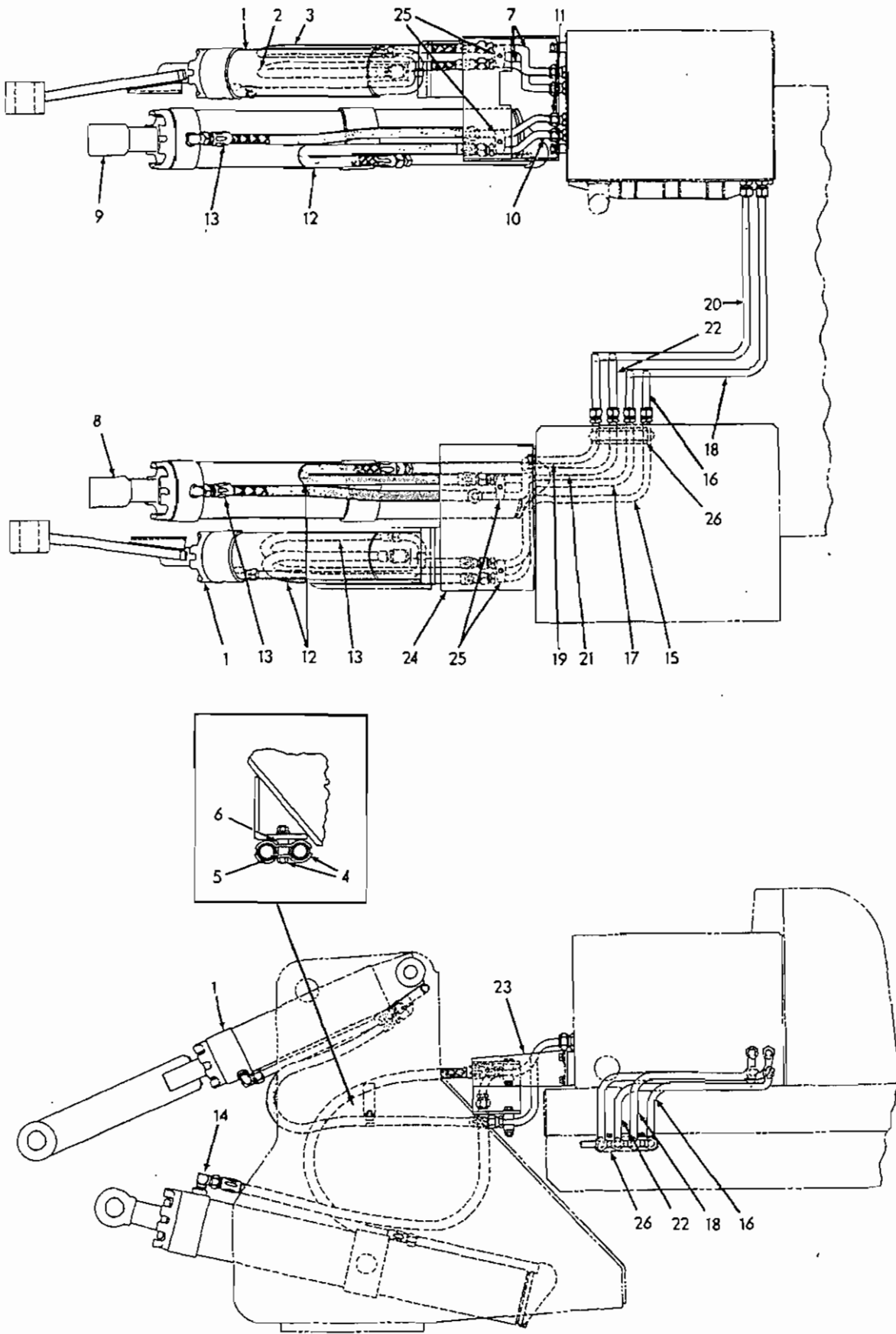
* Pump Assembly 70653709

** Pump Assembly 70655190

ITEM	PART NO.	QTY.	DESCRIPTION
		* **	
1	70655334	1 1	BODY ASSY. (Includes Bushing and Ball indented below)
	70915906	1 1	BALL, steel, 3/16" diam.
2	70655371	1 -	FLANGE ASSY. (Includes Bushing and Plug indented below)
	70697415	- 1	FLANGE ASSY. (Includes Bushing and Plug indented below)
	70697408	1 1	O-RING, (Not illustrated)
	70910231	1 1	PLUG, pipe, hex-socket, 1/8"NPT
3	70035061	8 8	CAPSCREW, 1/2"NC x 1-1/4"
4	70651109	8 8	WASHER, plain
5	70194166	1 1	RING, snap
6	70194132	2 2	PIN, dowel, pump body
7	70194165	1 -	□SEAL, oil
	70653714	- 1	□O-RING, mounting flange
8	70925655	1 1	□O-RING, mounting flange
9	70659716	2 -	□RING, mounting flange (steel)
	70664694	- 2	RING, mounting flange (steel)
10	70196775	1 -	□PLATE, isolation
	70665098	- 1	PLATE, isolation
11	70651108	2 -	□RETAINER, sealing ring (nylon)
	70665099	- 2	RETAINER, sealing ring (nylon)
12	70194161	2 -	□RING, sealing (rubber)
	70665097	- 2	RING, sealing (rubber)
13	70651105	2 -	□RING, back-up (teflon)
	70665096	- 2	RING, back-up (teflon)
14	70659714	1 -	□PLATE, isolation
	70665095	- 1	PLATE, isolation
15	70658241	2 2	□PLATE, wear
16	70656741	4 4	□BUSHING
17	70659445	1 1	GEAR KIT (Consists of 2 matched gears)
18	70665141	- 1	SEAL KIT (Consists of items 9 thru 14; includes full set for both sides)
19	70659457	1 -	REPAIR KIT (Includes items 7 thru 16. Not illustrated)

□ Indicates components of item 19

MEMO

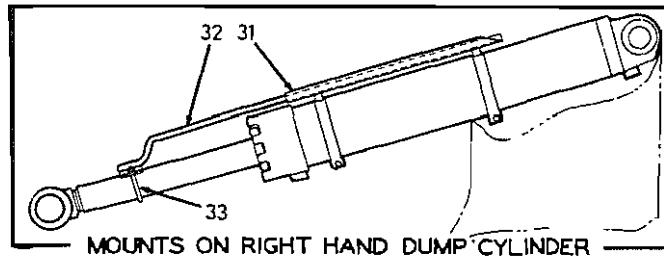


SHOVEL HYDRAULIC CYLINDERS AND PIPING (First type) T-71914

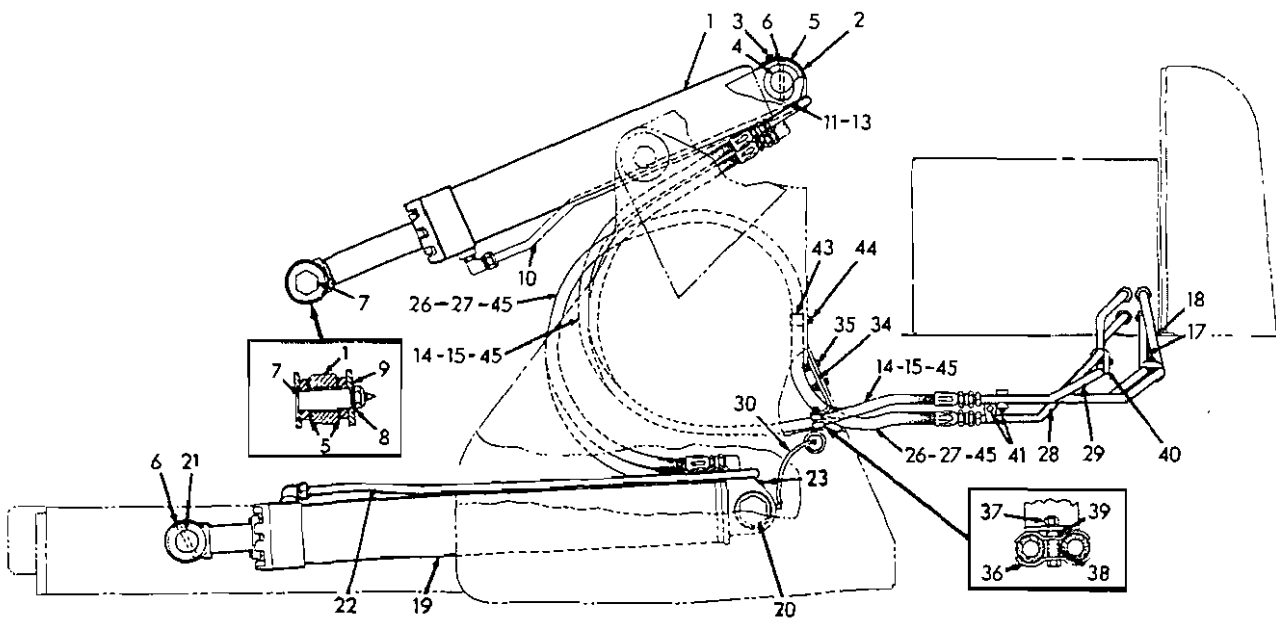
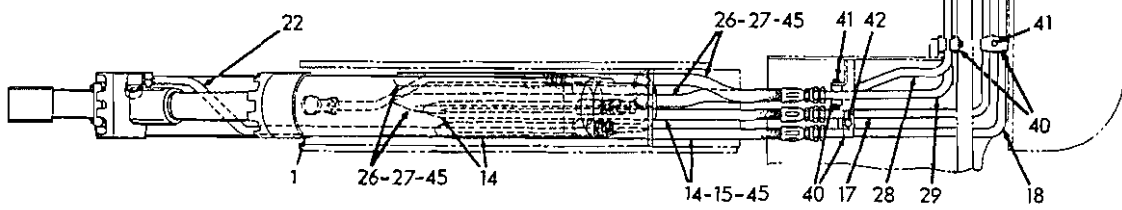
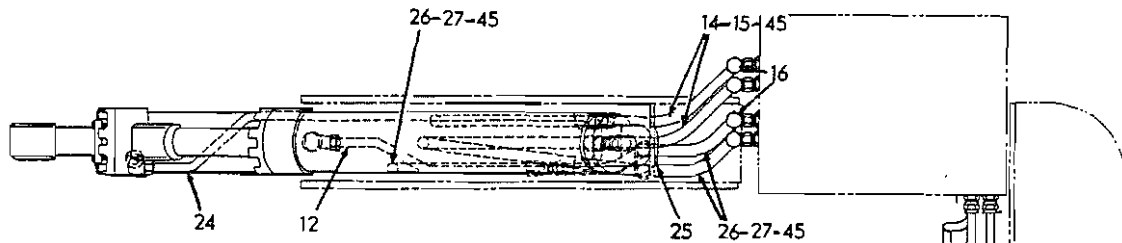
SHOVEL HYDRAULIC CYLINDERS AND PIPING

USAGE: Tractors prior to serial No. 11094

ITEM	PART NO.	QTY.	DESCRIPTION
1	73016305	2	CYLINDER ASSEMBLY, dump(See page 445)(Shovels prior to #2131)
	73019221	2	CYLINDER ASSEMBLY, dump(See page 447)(Shovels #2131 and up)
2	73016242	2	HOSE ASSEMBLY, dump cylinder(See HOSE PARTS)
3	73016241	2	HOSE ASSEMBLY, dump cylinder retracting(See HOSE PARTS)
4	73016323	4	CLAMP, hose, dump cylinder(half only)
	70915480	2	CAPSCREW, 3/8"NF x 1-3/4"
	70911115	2	WASHER, plain, 3/8"
	70904206	2	LOCKWASHER, 3/8"
	70911041	2	NUT, 3/8"NF
5	73016235	2	SPACER, hose clamp(long)
6	70625792	2	SPACER, hose clamp(short)
7	73016321	2	TUBE ASSY, right dump cylinder(Includes nuts)
8	73016539	1	CYLINDER ASSY, lift, left(See page 453)
9	73016540	1	CYLINDER ASSY, lift, right(See page 453)
10	73016320	1	TUBE ASSY, raise, right lift cylinder(Includes nuts)
11	73016820	1	TUBE ASSY, lowering, right lift cylinder(Includes nuts)
12	73016244	2	HOSE ASSY, raise, lift cylinder(See HOSE PARTS)
	70919342	2	CONNECTOR, flare type, 3/4" tube, 3/4"NPT male(Requires welding to install)
	70915758	2	COUPLING, pipe, 3/4" straight thread
			} Used prior to shovel #3769
13	73016243	2	HOSE ASSY, lowering, lift cylinder(See HOSE PARTS)
14	73002184	2	ELBOW, 90°
15	73016287	1	TUBE, left cylinder dump(front section)
16	73016813	1	TUBE ASSY, left cylinder dump(rear section)(Includes nuts)
17	73016288	1	TUBE, dump cylinder retracting, left(front section)
18	73016814	1	TUBE ASSY, dump cylinder retracting, left(rear section)(Includes nuts)
19	73016286	1	TUBE, lift cylinder raise, left(front section)
20	73016819	1	TUBE ASSY, lift cylinder raise, left(rear section)
21	73016285	1	TUBE, lift cylinder lowering, left(front section)
22	73016817	1	TUBE ASSY, lift cylinder lowering, left(rear section)(Includes nuts)
23	73016326	1	BRACKET, clamp supporting(right side)
	70914875	4	CAPSCREW, 1/2"NF x 1"
	70904208	4	LOCKWASHER, 1/2"
	70910244	4	WASHER, plain, 1/2"
24	73016318	1	BRACKET, clamp supporting(left side)
	70916311	3	CAPSCREW, 1/2"NC x 1-1/4"
	70904208	3	LOCKWASHER, 1/2"
	70910244	6	WASHER, plain, SAE std., 1/2"
25	70625796	8	CLAMP, tube supporting(half only)
	70916388	4	CAPSCREW, 3/8"NF x 2-3/4"
	70911115	4	WASHER, plain, SAE std., 3/8"
	70904206	4	LOCKWASHER, 3/8"
	70911041	4	NUT, 3/8"NF
26	73005900	2	CLAMP, tube supporting(half only)
	70916386	2	CAPSCREW, 3/8"NF x 2-1/4"
	70904206	2	LOCKWASHER, 3/8"



MOUNTS ON RIGHT HAND DUMP CYLINDER



SHOVEL HYDRAULIC CYLINDERS AND PIPING(Second type)

T-33423

SHOVEL HYDRAULIC CYLINDERS AND PIPING

*Tractors prior to serial No. 15235 excluding
Nos. 15221 and 15222

**Tractors serial No. 15235 and up including
Nos. 15221 and 15222

ITEM	PART NO.	QTY.	DESCRIPTION
		* **	
1	70625815	2 -	CYLINDER ASSY., dump(See page 449 for parts) (Used prior to Loader unit #15179)
	70627006	2 2	CYLINDER ASSY., dump(See page 451 for parts) (Loader unit #15179 and up)
2	70627009	2 2	SHIELD, grease, dump cylinder(Loader unit #15179 thru #23302)
3	70035244	2 2	CAPSCREW, 3/8"NC x 3/4"
	70904206	2 2	LOCKWASHER, 3/8"
4	70668505	2 2	PIN, pivot, upper, dump cylinder
5	70635412	12 12	SHIM, pin adjustment, dump cylinder(3/64" thick, use as required. Loader unit #15791 and up)
	70669016	12 12	SHIM, pin adjustment, dump cylinder(5/64" thick, use as required. Loaders unit # 22423 and up)
6	73001622	4 4	PIN, lock, cylinder pivot
	70900806	4 4	PIN, cotter, 1/8" x 1"
7	70625756	2 2	PIN, pivot, lower, dump cylinder
	70914465	2 2	FITTING, lubricating, straight, 1/8"NPT
8	73024182	2 2	WASHER, plain
	70921140	2 2	NUT, elastic stop, 1-1/4"NF
9	70625757	- -	SHIM, pin adjustment(.0359" thick. Used as required)
10	70625814	1 1	TUBE ASSY., dump cylinder, left(Includes nuts, sleeve and clip)
	70919269	1 1	ELBOW, flare type, 3/4" tube, 3/4"NPT male
11	70036032	1 -	CAPSCREW, 3/8"NF x 3/4"(Used prior to Loader unit #15179)
	70915408	1 1	CAPSCREW, 3/8"NC x 3/4"(Loader unit #15179 and up)
	70904206	1 1	LOCKWASHER, 3/8"
	70911115	1 1	WASHER, plain, SAE std., 3/8"
12	70625813	1 1	TUBE ASSY, dump cylinder, right(Includes nuts, sleeve and clip)
	70919269	1 1	ELBOW, flare type, 3/4" tube, 3/4"NPT male
13	70036032	1 -	CAPSCREW, 3/8"NF x 3/4"(Used prior to Loader unit #15179)
	70915408	1 1	CAPSCREW, 3/8"NC x 3/4"(Loader unit #15179 and up)
	70904206	1 1	LOCKWASHER, 3/8"
	70911115	1 1	WASHER, plain, SAE, std., 3/8"
14	70625835	4 -	HOSE ASSY. dump cylinder(Includes item 15. Also see HOSE PARTS)
	70648514	- 4	HOSE ASSY. dump cylinder(Wire braid type. Includes item 15. Also see HOSE PARTS)
	70919269	2 2	ELBOW, flare type, 3/4" tube, 3/4"NPT male
15	-----	4 -	GUARD, hose protecting(48-1/2"long. Order item 45)
	-----	- 4	GUARD, hose protecting(54" long. Order item 45)
16	70625793	4 4	ELBOW, swivel, dump cylinder hose (90°)
17	70625806	1 1	TUBE ASSY. dump, left dump cylinder(Includes nuts)
18	70625805	1 1	TUBE ASSY. retracting, left dump cylinder(Includes nuts)

(Continued)

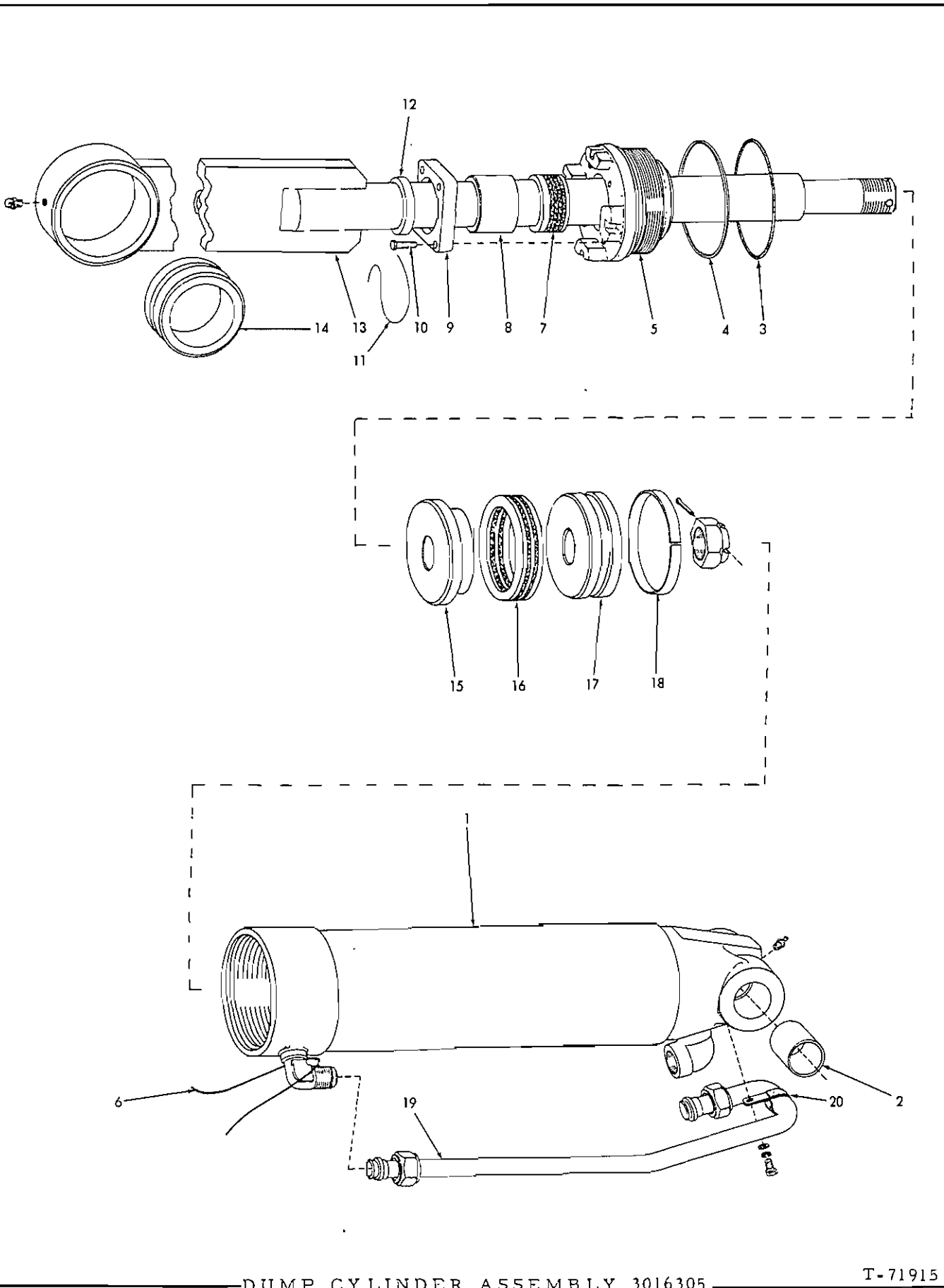
SHOVEL HYDRAULIC CYLINDERS AND PIPING(Continued)

ITEM	PART NO.	QTY.		DESCRIPTION
		*	**	
19	70625789	1	1	CYLINDER ASSY. lift, left(See page 455 for parts) (Used prior to Loader unit #16317)
	70625945	-	1	CYLINDER ASSY. lift, left(See page 455 for parts) (Loader unit #16317 and up)
	70625790	1	1	CYLINDER ASSY. lift, right(See page 455 for parts) (Used prior to Loader unit #16317)
	70625946	-	1	CYLINDER ASSY. lift, right(See page 455 for parts) (Loader unit #16317 and up)
	70914465	2	2	FITTING, lubricating, straight, 1/8"NPT
20	70625755	2	2	PIN, pivot, rear, lift cylinder
21	70625753	2	2	PIN, pivot, front, lift cylinder
22	70625783	1	1	TUBE ASSY. lift cylinder, left(Includes nuts, sleeve and clip)(Used prior to Loader unit #16317)
	70625941	-	1	TUBE ASSY. lift cylinder, left(Includes nuts, sleeve and clip)(Loader unit #16317 and up)
23	70919269	1	1	ELBOW, flare type, 3/4" tube, 3/4"NPT male
	70036032	1	-	CAPSCREW, 3/8"NF x 3/4"
	70035244	-	1	CAPSCREW, 3/8"NC x 3/4"
	70904206	1	1	LOCKWASHER, 3/8"
	70911115	1	1	WASHER, plain, SAE std., 3/8"
24	70625784	1	1	TUBE ASSY. lift cylinder, right(Includes nuts, sleeve and clip)(Used prior to Loader unit #16317)
	70625942	-	1	TUBE ASSY. lift cylinder, right(Includes nuts, sleeve and clip)(Loader unit #16317 and up)
	70919269	1	1	ELBOW, flare type, 3/4" tube, 3/4"NPT male
25	70036032	1	-	CAPSCREW, 3/8"NF x 3/4"
	70035244	-	1	CAPSCREW, 3/8"NC x 3/4"
	70904206	1	1	LOCKWASHER, 3/8"
	70911115	1	1	WASHER, plain, SAE std., 3/8"
26	70625836	4	-	HOSE ASSY. lift cylinder(Includes item 27. Also see HOSE PARTS)
	70648155	-	4	HOSE, lift cylinder(Includes item 27. Also see HOSE PARTS)
	70919269	2	2	ELBOW, flare type, 3/4" tube, 3/4"NPT male
27	-----	4	-	GUARD, hose protecting(45" long. Order item 45)
	-----	-	4	GUARD, hose protecting(64" long. Order item 45)
28	70625808	1	1	TUBE ASSY. raise, left lift cylinder(Includes nuts)
29	70625807	1	1	TUBE ASSY. lowering, left lift cylinder(Includes nuts)
30	73011347	2	-	TUBE ASSY. lubricating(flexible. Includes nuts)(Used prior to Loader unit #14993)
	70911049	2	-	NUT, jam, 5/8"NF
	70666889	2	2	HOSE, lubricating, lift cylinder(Loader unit #14993 and up)
	70911036	2	2	NUT, jam, 5/8"NC
	70915399	2	2	ELBOW, street, brass, 90°, 1/8"NPT
	70914465	2	2	FITTING, lubricating, straight, 1/8"NPT

(Continued)

SHOVEL HYDRAULIC CYLINDERS AND PIPING (Continued)

ITEM	PART NO.	QTY.		DESCRIPTION
		*	**	
31	70625692	1	-	TUBE, supporting, indicator rod(Used prior to Loader unit #15179)
	70627044	1	1	TUBE, supporting, indicator rod(Loader unit #15179 and up)(Not used with multi-purpose bucket)
	70920622	2	2	CAPSCREW, 5/16"NF x 1"
	70904205	2	2	LOCKWASHER, 5/16"
	70913636	2	2	NUT, 5/16"NF
32	70625687	1	1	ROD, level indicator
33	70625693	1	1	U-BOLT, 5/16"NC
	70904205	2	2	LOCKWASHER, 5/16"
	70911025	2	2	NUT, 5/16"NC
34	70625794	2	2	PLATE, clamp supporting
35	70916272	4	4	CAPSCREW, 3/8"NC x 1-1/4"
	70911115	4	4	WASHER, plain, SAE std., 3/8"
	70904206	4	4	LOCKWASHER, 3/8"
	70911026	4	4	NUT, 3/8"NC
36	73016323	4	-	CLAMP, hose, dump cylinder(half only)
	70626370	-	4	CLAMP, hose, dump cylinder(half only)
37	70916274	2	2	CAPSCREW, 3/8"NC x 2-1/4"
	70904206	2	2	LOCKWASHER, 3/8"
	70911026	2	2	NUT, 3/8"NC
38	70625791	2	-	SPACER, hose clamp(long)
	70626371	-	2	SPACER, hose clamp(long)
39	70625792	2	2	SPACER, hose clamp(short)
40	70625796	8	8	CLAMP, tube supporting (half only)
41	70916387	3	3	CAPSCREW, 3/8"NF x 2-1/2"
42	70916388	1	1	CAPSCREW, 3/8"NF x 2-3/4"
	70904206	4	4	LOCKWASHER, 3/8"
	70911041	3	3	NUT, 3/8"NF
43	70624955	2	-	CLAMP, hose, lift cylinder
	70626326	-	2	CLAMP, hose, lift cylinder
44	70915228	2	2	CAPSCREW, 3/8"NF x 1-1/4"
	70904206	2	2	LOCKWASHER, 3/8"
45	73023140	1	-	GUARD, hose, 3/4" x 14 ft. roll(Use as required)
	73016477	-	1	GUARD, hose, 1-1/4" x 14 ft. roll(Use as required)



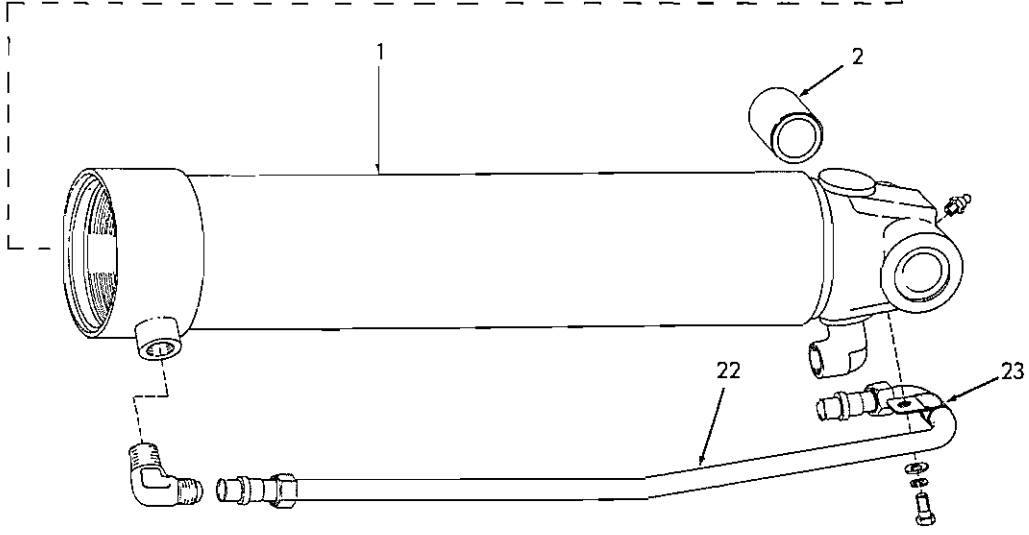
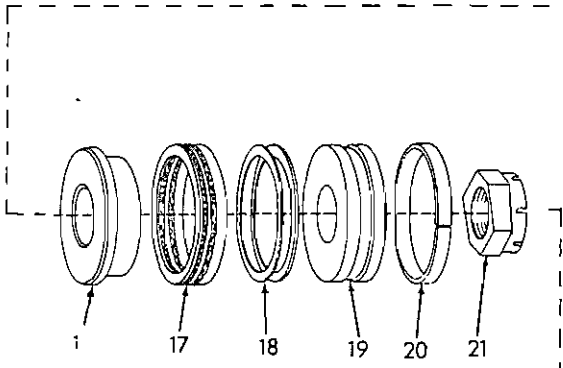
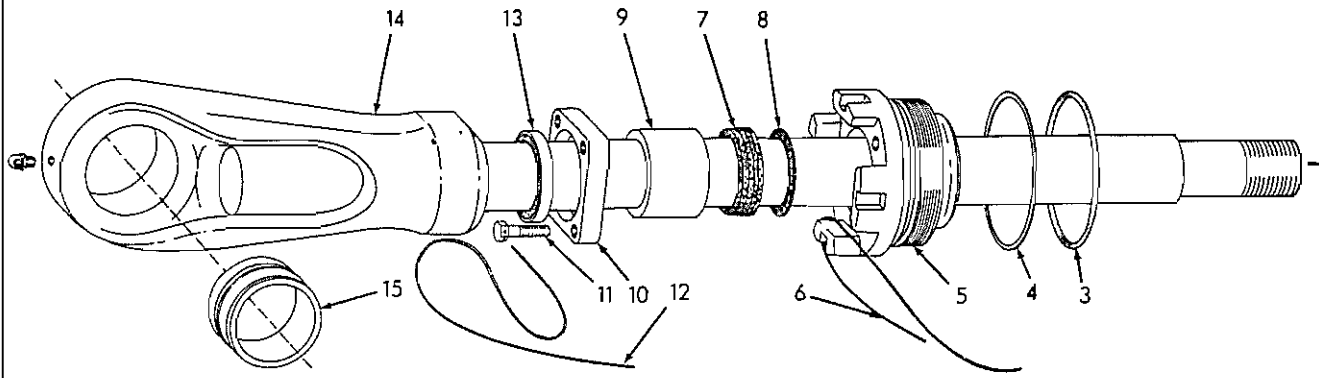
DUMP CYLINDER ASSEMBLY 3016305

T-71915

DUMP CYLINDER ASSEMBLY 3016305

USAGE: See page 439

ITEM	PART NO.	QTY.	DESCRIPTION
<u>NOTE:</u> Quantities indicated are for (1) one cylinder only			
1	73016300	1	TUBE ASSEMBLY, cylinder (Includes item 2)
	70914465	1	FITTING, lubricating, straight, 1/8"NPT
2	73001031	2	BUSHING, cylinder pivot
3	70923591	1	O-RING, cylinder head (See item 21)
4	73016306	1	RING, back-up (See item 21)
5	73042815	1	HEAD, cylinder
6	70023756	1	WIRE, locking, 1/16" x 26"
7	73046828	1	PACKING SET, rod (See item 21)
8	73004989	1	BEARING, rod packing (See item 21)
9	73013386	1	PLATE, end
10	70033182	4	CAPSCREW, drilled-hd., 3/8"NC x 1-1/2" } See item 21.
11	70023756	1	WIRE, locking, 1/16" x 26" }
12	73001088	1	SEAL, piston rod wiping (See item 21)
13	73003820	1	ROD ASSEMBLY, piston (Includes item 14)
	70915276	1	FITTING, lubricating, 90°, 1/8"NPT
	70911058	1	NUT, slotted, 1-1/2"NF
	70901345	1	PIN, cotter, 1/4" x 2-1/2"
14	73017695	1	BUSHING, piston rod
15	73001315	1	PISTON, front
16	73001472	1	PACKING SET, piston (See item 21)
17	73001479	1	PISTON, rear
18	73001481	1	RING, bearing (See item 21)
19	73016844	1	TUBE ASSEMBLY (Includes nuts)
	73011853	1	ELBOW, 90° (Requires welding to install)
20	73016304	1	CLAMP, tube supporting
	70915408	1	CAPSCREW, 3/8"NC x 3/4"
	70904206	1	LOCKWASHER, 3/8"
	70911115	1	WASHER, plain, SAE std., 3/8"
21	73017560	-	REPAIR KIT (Includes parts for one (1) cylinder only; items 3, 4, 7, 8, 10, 11, 12, 16 and 18)



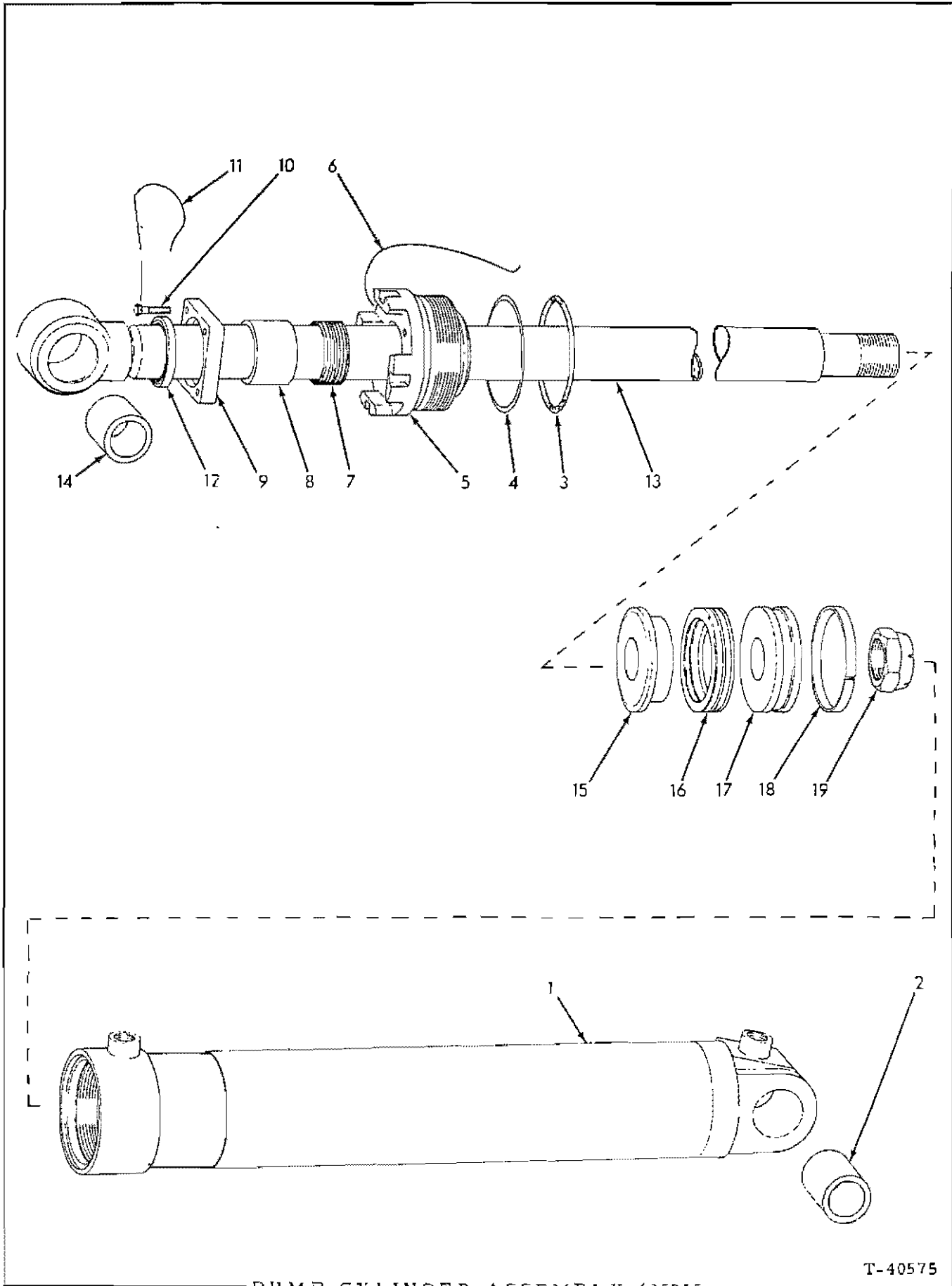
DUMP CYLINDER ASSEMBLY 3019221

T-71916

DUMP CYLINDER ASSEMBLY 3019221

USAGE: See page 439

ITEM	PART NO.	QTY.	DESCRIPTION
<u>NOTE:</u> Quantities indicated are for one (1) cylinder only			
1	73019220	1	TUBE ASSEMBLY, cylinder (Includes item 2)
	70914465	1	FITTING, lubricating, straight, 1/8"NPT
2	73001031	2	BUSHING, cylinder pivot
3	70923592	1	O-RING, cylinder head (See item 24)
4	73013388	1	RING, back-up (See item 24)
5	73017499	1	HEAD, cylinder
6	70023756	1	WIRE, locking, 1/16" x 26"
7	73017249	1	PACKING SET, rod (See item 24)
8	73001532	1	RING, adapter, male (See item 24)
9	73016601	1	BEARING, rod packing (See item 24)
10	73016405	1	PLATE, end
11	70033182	4	CAPSCREW, drilled-hd., 3/8"NC x 1-1/2" } See item 24
12	70023756	1	WIRE, locking, 1/16" x 26"
13	73001538	1	SEAL, piston rod wiping (See item 24)
14	73019222	1	ROD ASSEMBLY, piston (Includes item 15)
	70915276	1	FITTING, lubricating, 90°, 1/8"NPT
15	73017695	1	BUSHING, piston rod
16	73017469	1	PISTON, front
17	73013377	1	PACKING SET, piston (See item 24)
18	73013376	-	SHIM, packing set (Use as req'd)
19	73017459	1	PISTON, rear
20	73013392	1	RING, bearing (See item 24)
21	73017556	1	NUT, lock, piston rod
22	73019219	1	TUBE ASSEMBLY (Includes nuts)
	70919269	1	ELBOW, flare type, 3/4" tube, 3/4"NPT male
23	73016304	1	CLAMP, tube supporting
	70915408	1	CAPSCREW, 3/8"NC x 3/4"
	70904206	1	LOCKWASHER, 3/8"
	70911115	1	WASHER, plain, SAE std., 3/8"
24	73019675	-	REPAIR KIT (Includes parts for one (1) cylinder only; items 3, 4, 7, 8, 9, 11, 12, 13, 17 and 20)



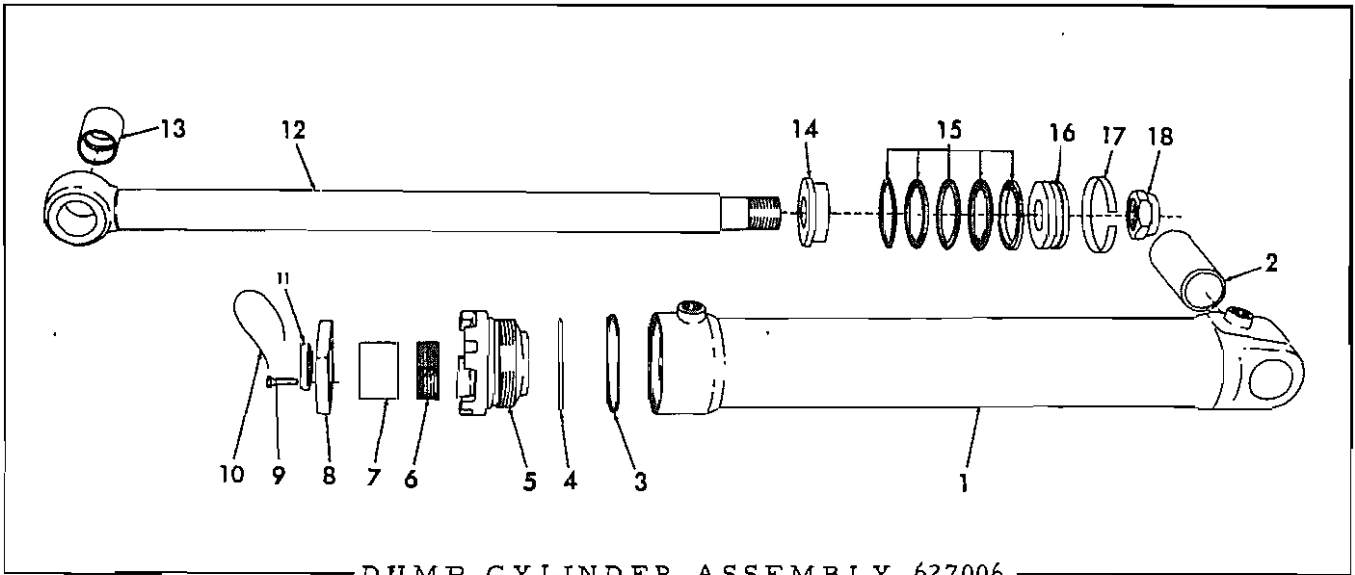
DUMP CYLINDER ASSEMBLY 625815

T-40575

DUMP CYLINDER ASSEMBLY 625815

USAGE: See page 441

ITEM	PART NO.	QTY.	DESCRIPTION
<u>NOTE:</u> Quantities indicated are for one (1) cylinder only			
1	70636547	1	TUBE ASSEMBLY, cylinder (Includes item 2)
2	73022617	1	BUSHING, cylinder pivot
3	70924784	1	O-RING, cylinder head
4	73013388	1	RING, back-up
5	73017499	1	HEAD, cylinder
6	70023756	1	WIRE, locking, 1/16" x 26"
7	70626182	1	PACKING SET, rod
8	73016601	1	BEARING, rod packing
9	73016405	1	PLATE, end
10	70033182	4	CAPSCREW, drilled-hd., 3/8"NC x 1-1/2"
11	70023756	1	WIRE, locking, 1/16" x 26"
12	73001538	1	SEAL, piston rod wiping
13	70625817	1	ROD ASSEMBLY, piston (Includes item 14)
14	70625725	1	BUSHING, piston rod
15	73017469	1	PISTON, front
16	73013377	1	PACKING SET, piston
17	70625816	1	PISTON, rear
18	73013392	1	RING, bearing
19	73017556	1	NUT, lock, piston rod



DUMP CYLINDER ASSEMBLY 627006

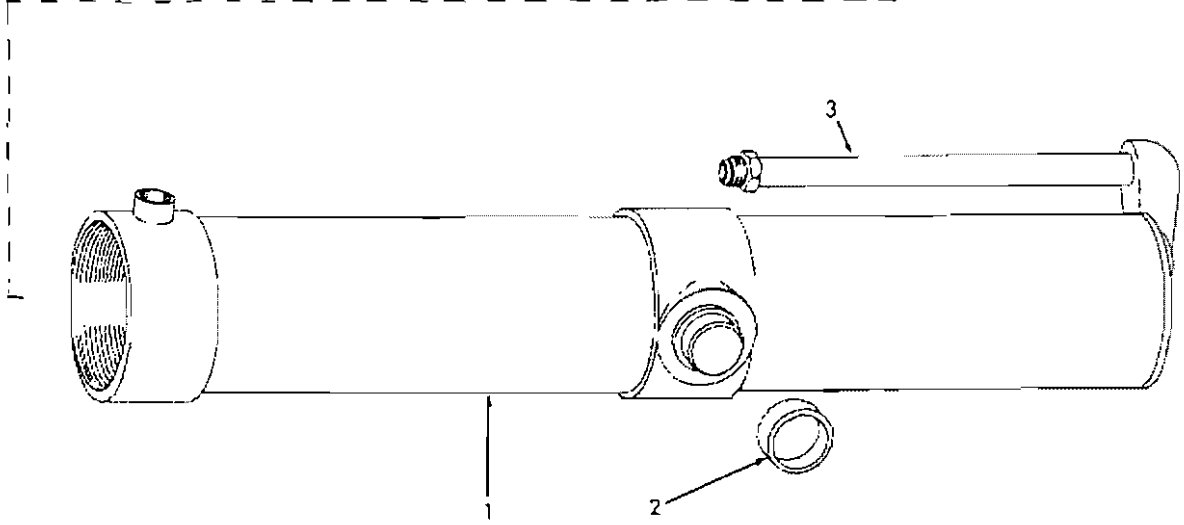
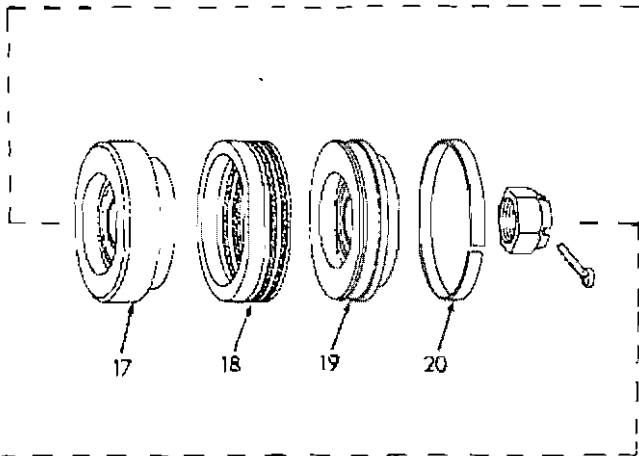
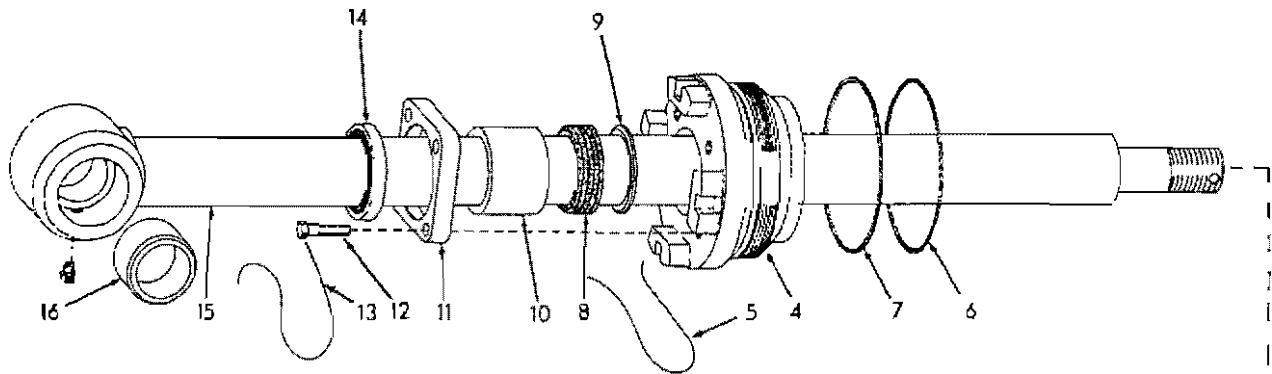
DUMP CYLINDER ASSEMBLY 627006

USAGE: See page 441

ITEM PART NO. QTY. DESCRIPTION

NOTE: Quantities indicated are for one (1) cylinder only

1	70627005	1	TUBE ASSEMBLY, cylinder (Includes item 2)
2	73022617	1	BUSHING, cylinder pivot
3	70924732	1	O-RING, cylinder head
4	73016306	1	RING, back-up
5	70627001	1	HEAD, cylinder
6	70626182	1	PACKING SET, rod
7	73016601	1	BEARING, rod packing
8	73016405	1	PLATE, end
9	70033182	4	CAPSCREW, drilled-hd., 3/8"NC x 1-1/2"
10	70023756	1	WIRE, locking, 1/16" x 26"
11	73001538	1	SEAL, piston rod wiping
12	70625817	1	ROD ASSEMBLY, piston (Includes item 13)
13	70625725	1	BUSHING, piston rod
14	70626977	1	PISTON, front
15	73001472	1	PACKING SET, piston
16	70626998	1	PISTON, rear
17	73001481	1	RING, bearing
18	70925761	1	NUT, lock, 2"NC



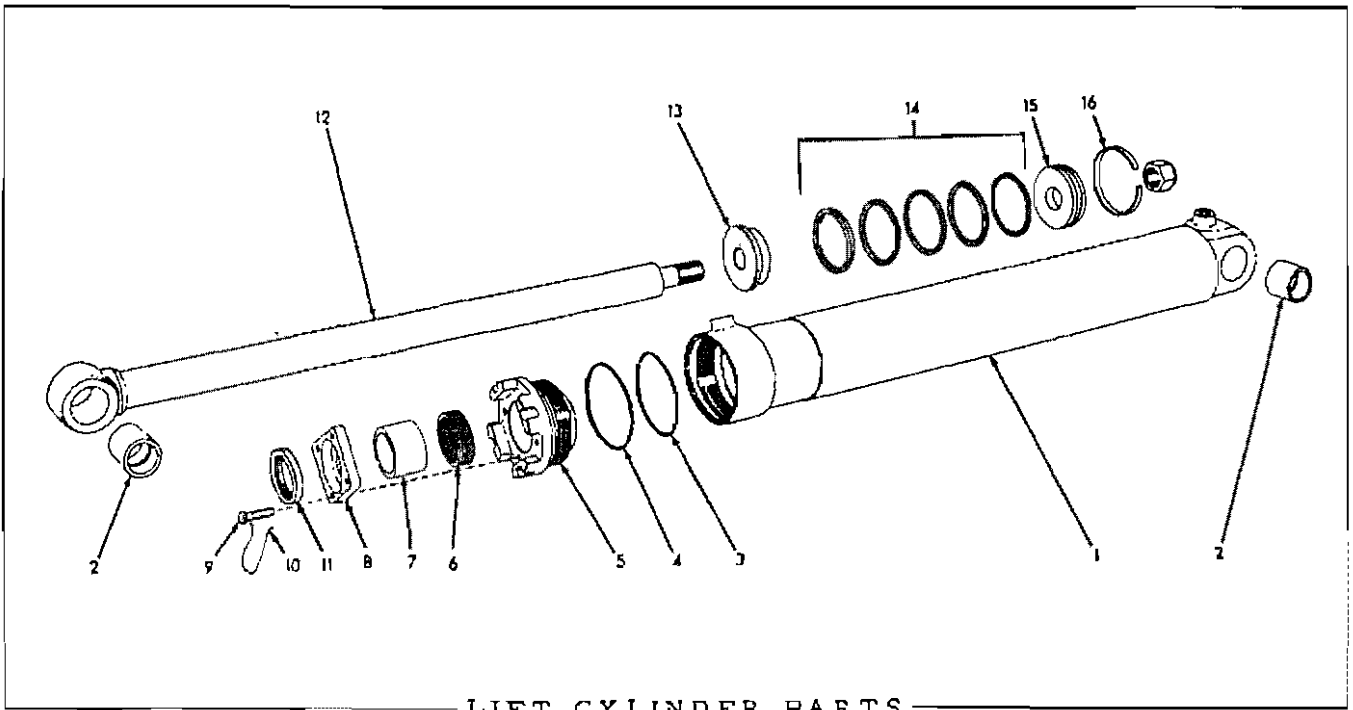
LIFT CYLINDER ASSEMBLIES 73016539 AND 73016540

USAGE: See page 439

ITEM	PART NO.	QTY.	DESCRIPTION
<u>NOTE:</u> Quantities indicated are for one (1) cylinder only.			
1	73016537	1	TUBE ASSEMBLY, cylinder, left (Includes items 2 and 3)
	73016538	1	TUBE ASSEMBLY, cylinder, right (Includes items 2 and 3)
2	70624934	2	BUSHING, cylinder pivot
3	73019971	1	TUBE, cylinder (Requires welding to install)
4	73016272	1	HEAD, cylinder
5	70023756	1	WIRE, locking, 1/16" x 26"
6	70923593	1	O-RING, cylinder head
7	73016189	1	RING, back-up
8	73017249	1	PACKING SET, rod
9	73001532	1	RING, adapter, male
10	73016601	1	BEARING, rod packing
11	73016405	1	PLATE, end
12	70033182	4	CAPSCREW, drilled-hd., 3/8"NC x 1-1/2"
13	70023756	1	WIRE, locking, 1/16" x 26"
14	73001538	1	SEAL, piston rod wiping (See item 21)
15	73016536	1	ROD ASSEMBLY, piston (Includes item 16)
	70915276	1	FITTING, lubricating, 90°, 1/8"NPT
	70911058	1	NUT, slotted, 1-1/2"NF
	70901345	1	PIN, cotter, 1/4" x 2-1/2"
16	73001066	2	BUSHING, piston rod
17	73001300	1	PISTON, front
18	73001476	1	PACKING SET, piston (See item 21)
19	73001478	1	PISTON, rear
20	73001482	1	RING, bearing (See item 21)
21	73017561	-	REPAIR KIT (Includes parts for one (1) cylinder only; items 6 thru 10, 12, 13, 14, 18 and 20)

See item 21

See item 21



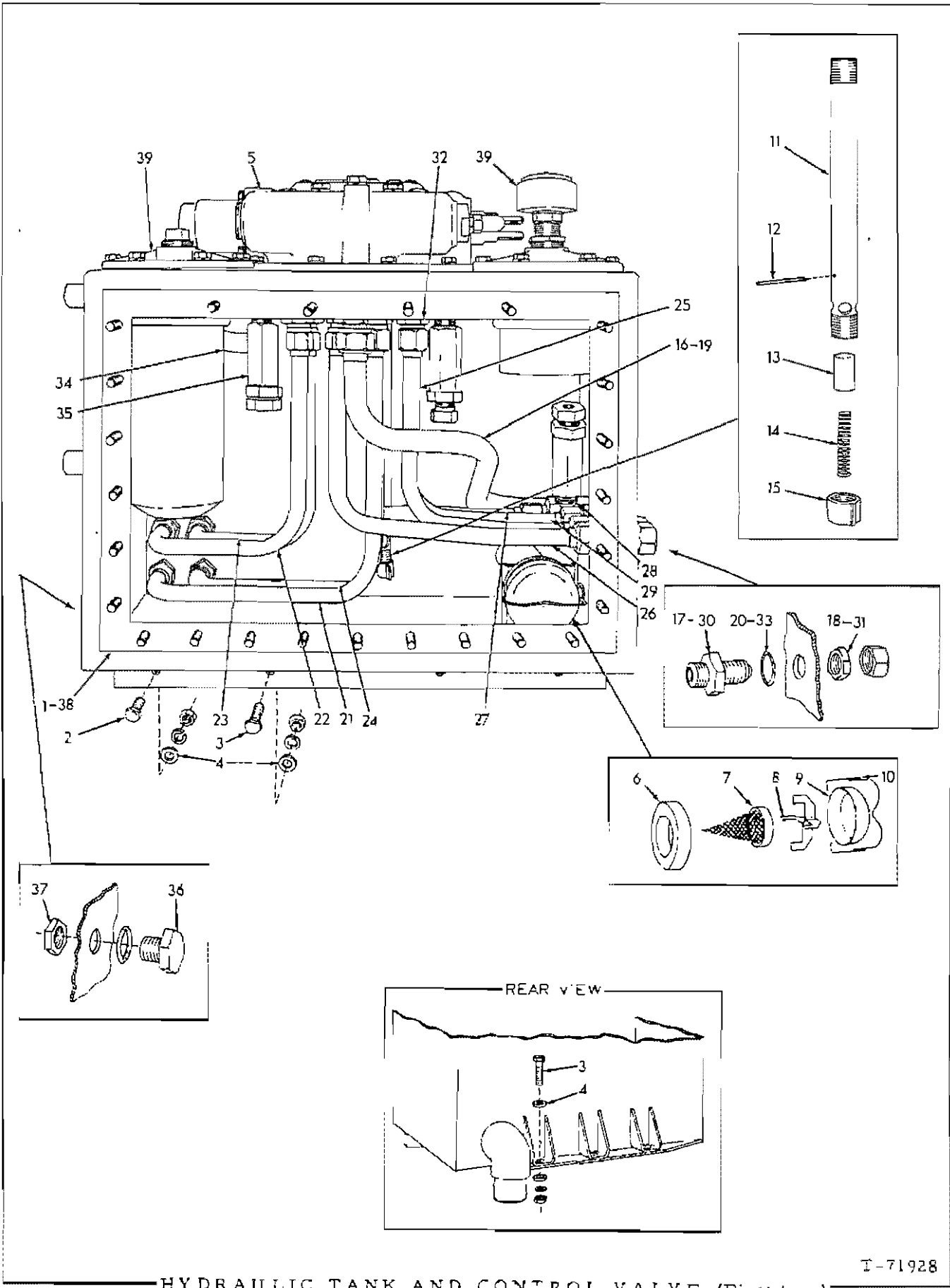
LIFT CYLINDER PARTS

LIFT CYLINDER PARTS

* 625789 and 625790 Cylinder Assemblies } See page 442
 ** 625945 and 625946 Cylinder Assemblies }

ITEM	PART NO.	QTY. # **	DESCRIPTION
<u>NOTE:</u> Quantities indicated are for one (1) cylinder only			
1	70625801	1 -	TUBE ASSEMBLY, cylinder, left (Includes item 2)
	70625933	- 1	TUBE ASSEMBLY, cylinder, left (Includes item 2)
	70625802	1 -	TUBE ASSEMBLY, cylinder, right (Includes item 2)
	70625934	- 1	TUBE ASSEMBLY, cylinder, right (Includes item 2)
2	73001066	4 4	BUSHING, cylinder pivot
3	70924733	1 -	□O-RING, cylinder head
	70924784	- 1	O-RING, cylinder head
4	73016189	1 -	□RING, back-up
	73013388	- 1	RING, back-up
5	73016272	1 -	HEAD, cylinder
	73017499	- 1	HEAD, cylinder
6	70626182	1 1	□PACKING SET, rod
7	73016601	1 1	□BEARING, rod packing
8	73016405	1 1	PLATE, end
9	70033182	4 4	□CAPSCREW, drilled-hd., 3/8"NC x 1-1/2"
10	70023756	1 1	□WIRE, locking, 1/16" x 26"
11	70606147	1 -	□SEAL, piston rod wiping
	73001538	- 1	□SEAL, piston rod wiping
12	73023704	1 -	ROD ASSEMBLY, piston (Includes item 2)
	70625943	- 1	ROD ASSEMBLY, piston (Includes item 2)
	70917778	1 1	NUT, elastic stop, 1-1/2"NF
13	73001300	1 -	PISTON, front (5-1/2" diam.)
	73013390	- 1	PISTON, front (5" diam.)
14	73001476	1 -	□PACKING SET, piston
	73013377	- 1	PACKING SET, piston
15	73001478	1 -	PISTON, rear (5-1/2" diam.)
	73013391	- 1	PISTON, rear (5" diam.)
16	73001482	1 -	□RING, bearing
	73013392	- 1	RING, bearing
17	73038846	1 -	REPAIR KIT (Includes parts for one (1) cylinder only; items 3, 4, 6, 7, 9, 10, 11, 14 and 16)(Not illustrated)

□Indicates components of item 17



HYDRAULIC TANK AND CONTROL VALVE (First type)

T-71928

HYDRAULIC TANK AND CONTROL VALVE

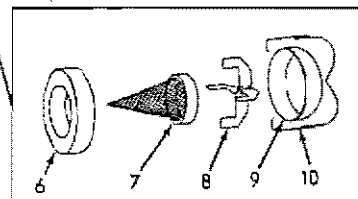
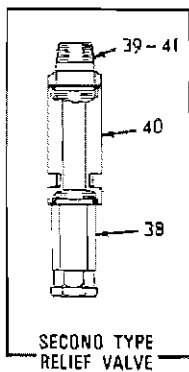
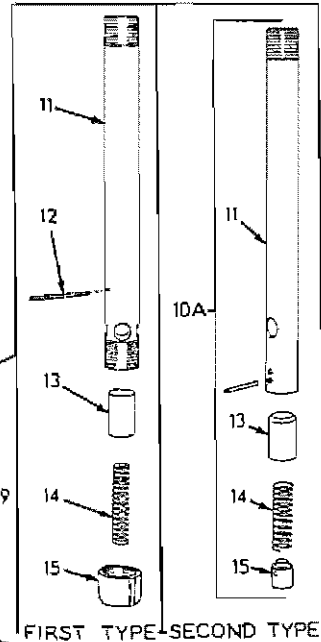
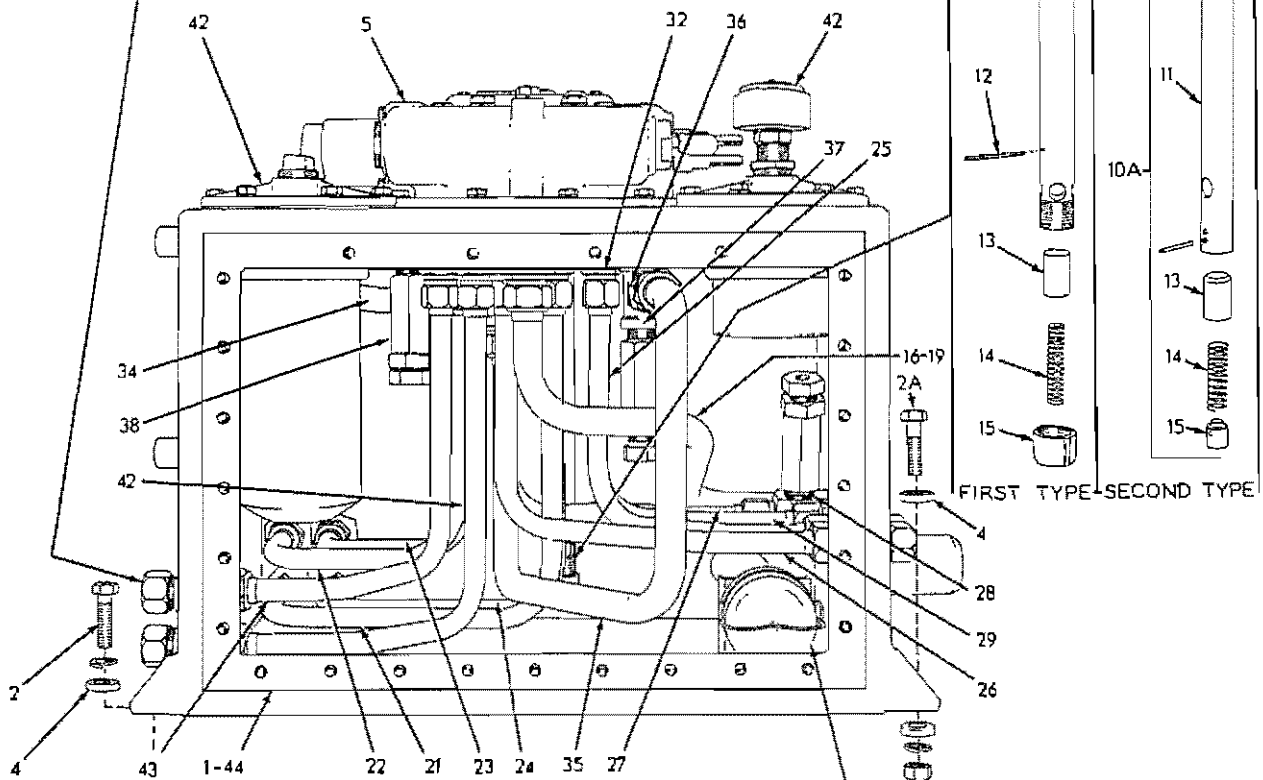
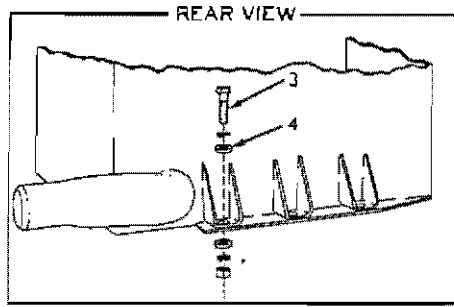
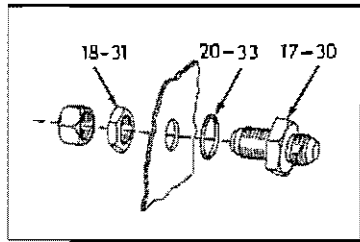
USAGE: Tractors prior to serial No. 11094

ITEM	PART NO.	QTY.	DESCRIPTION
1	73016401	1	TANK AND VALVE ASSEMBLY, hydraulic (Consists of items 5 thru 39)
2	70 035018	3	CAPSCREW, 1/2"NF x 1-1/2"
3	70 035073	4	CAPSCREW, 1/2"NF x 1-3/4"
4	73011243	11	WASHER, plain
	70904208	7	LOCKWASHER, 1/2"
	70911043	7	NUT, 1/2"NF
	73026347	1	VALVE ASSEMBLY, control (2-plunger type. See page 479 for parts)(Order VALVE ASSEMBLY 3038119 and 5 CAPSCREW 70928402)
	70916426	5	CAPSCREW, 1/2"NF x 4-1/4"
	70054896	2	CAPSCREW, 1/2"NF x 5"
	70904208	7	LOCKWASHER, 1/2"
	73038119	1	VALVE ASSEMBLY, control (2-plunger type. See page 483 for parts)(Service replacement for VALVE ASSY. 3026347)
	70928402	5	CAPSCREW, 1/2"NF x 4-1/2"
	70054896	2	CAPSCREW, 1/2"NF x 5"
	70904208	7	LOCKWASHER, 1/2"
5	73037224	1	VALVE ASSEMBLY, control (3-plunger type. See page 479 for parts)(Optional equipment. For operation of auxiliary equipment. Order VALVE 3038117, 1 CAPSCREW 70920602, 4 Stud 70636695 and 4 NUT 911043)
	70054896	2	CAPSCREW, 1/2"NF x 5"
	70920608	1	CAPSCREW, 1/2"NF x 6-1/2"
	70099332	4	CAPSCREW, 1/2"NF x 7-5/8"
	70904208	7	LOCKWASHER, 1/2"
	73038117	1	VALVE ASSEMBLY, control (3-plunger type. See page 483 for parts)(Optional equipment. For operation of auxiliary equipment. Service replacement for VALVE 3037224)
	70054896	2	CAPSCREW, 1/2"NF x 5"
	70920602	1	CAPSCREW, 1/2"NF x 6"
	70636695	4	STUD, 1/2"NF x 8-7/8"
	70904208	7	LOCKWASHER, 1/2"
	70911043	4	NUT, 1/2"NF
6	73013850	1	MAGNET, suction line
7	73010653	1	STRAINER, suction line
8	73013847	1	SUPPORT, baffle
9	73013852	1	BAFFLE, suction line
10	73013848	1	BAIL, baffle
11	73016395	1	PIPE, discharge
12	73028542	1	WIRE, plunger locking
13	73016398	1	PLUNGER, discharge
14	73020394	1	SPRING, plunger
15	73016396	1	CAP, discharge pipe

(Continued)

HYDRAULIC TANK AND CONTROL VALVE (Continued)

ITEM	PART NO.	QTY.	DESCRIPTION
16	70625758	1	TUBE ASSEMBLY, pressure (Includes nuts)
17	73016070	1	UNION, bulkhead
18	73016394	1	NUT, jam
19	73016347	1	CONNECTOR
20	70923664	1	O-RING, pressure tube
21	70625766	1	TUBE ASSEMBLY, dump, left cylinder (Includes nuts)
22	70625891	1	TUBE ASSEMBLY, retract, left cylinder (Includes nuts)
23	70625892	1	TUBE ASSEMBLY, raise, left cylinder (Includes nuts)
24	70625765	1	TUBE ASSEMBLY, lower, left cylinder (Includes nuts)
25	70625760	1	TUBE ASSEMBLY, dump, right cylinder (Includes nuts)
26	70625761	1	TUBE ASSEMBLY, retract, right cylinder (Includes nuts)
27	73016147	1	TUBE ASSEMBLY, raise, right cylinder (Includes nuts)(Shovels prior to #3033)
	70625894	1	TUBE ASSEMBLY, raise, right cylinder (Includes nuts)(Shovels #3033 and up)
28	73020377	1	TEE, service (Shovels #3033 and up)
29	70625759	1	TUBE ASSEMBLY, lower, right cylinder (Includes nuts)
30	73016069	8	UNION, bulkhead, cylinder tube (1 less used on shovels #3033 and up)
31	73016404	8	NUT, bulkhead union
32	73016322	8	CONNECTOR, cylinder tube
33	70923649	8	O-RING, bulkhead union and tee
34	70627710	1	TUBE ASSEMBLY, oil filter to control valve (Includes nuts)
	70920686	1	ELBOW, flare type, 1" tube, 1"NPT male
35	73020506	3	VALVE ASSEMBLY, relief (See page 463 for parts)
36	73016093	2	PLUG
37	70923649	2	O-RING, plug sealing
	73016404	2	NUT, plug
38	-----	-	See TANK AND COVERS
39	-----	-	See FILTER PARTS



HYDRAULIC TANK AND CONTROL VALVE

T-36200

HYDRAULIC TANK AND CONTROL VALVE

USAGE: Tractor S/N 11094 and up

ITEM	PART NO.	QTY.	DESCRIPTION
1	70625899	1	TANK AND VALVE ASSY., hydraulic(Consists of items 5 thru 42)
2	70915987	2	CAPSCREW, 1/2"NC x 1-1/2"
2A	70913105	2	CAPSCREW, 1/2"NF x 1-1/2"(Used prior to September 1965)
	70915987	2	CAPSCREW, 1/2"NC x 1-1/2"(Eff. September 1965)
3	70916313	3	CAPSCREW, 1/2"NC x 1-3/4"
4	73011243	12	WASHER, plain
	70904208	7	LOCKWASHER, 1/2"
	70911028	5	NUT, 1/2"NC
5	73026347	1	VALVE ASSY. control(2-plunger type. See page 479 for parts)(Standard equipment. Used prior to tractor #16736. Order VALVE 73038119 and 5 CAPSCREWS 70928402)
	70916426	5	CAPSCREW, 1/2"NF x 4-1/4"
	70929871	2	CAPSCREW, 1/2"NF x 5"
	70904208	7	LOCKWASHER, 1/2"
	73038119	1	VALVE ASSY. control(2-plunger type. See page 483 for parts)(Standard equipment. Effective with tractor #16736)
	70928402	5	CAPSCREW, 1/2"NF x 4-1/2"
	70929871	2	CAPSCREW, 1/2"NF x 5"
	70904208	7	LOCKWASHER, 1/2"
	73037224	1	VALVE ASSY. control(3-plunger type. See page 479 for parts)(Optional equipment. For operation of auxiliary equipment. Used prior to June 1964. Order VALVE 73038117, 1 CAPSCREW 70920602 4 STUD 70636695 and 4 NUT 70911043)
	70929871	2	CAPSCREW, 1/2"NF x 5"
	70920608	1	CAPSCREW, 1/2"NF x 6-1/2"
	70099332	4	CAPSCREW, 1/2"NF x 7-5/8"
	70904208	7	LOCKWASHER, 1/2"
	73038117	1	VALVE ASSY. control(3-plunger type. See page 483 for parts)(Optional equipment. For operation of auxiliary equipment. Effective June 1964).
	70921216	2	PLUG, hex-hd., 1-5/16" straight thread(Includes O-RING 70921214)
	70929871	2	CAPSCREW, 1/2"NF x 5"
	70053038	1	CAPSCREW, 1/2"NF x 6"
	70636695	4	STUD, 1/2"NF x 8-7/8"
	70911043	4	NUT, 1/2"NF
	70904208	7	LOCKWASHER, 1/2"
6	73013850	1	MAGNET, suction line
7	73010653	1	STRAINER, suction line
8	73013847	1	SUPPORT, baffle
9	73013852	1	BAFFLE, suction line
10	73013848	1	BAIL, baffle
10A	70650931	1	TUBE ASSY. discharge(Consists of items 11, 13, 14 and 15)

(Continued)

HYDRAULIC TANK AND CONTROL VALVE (Continued)

ITEM	PART NO.	QTY.	DESCRIPTION
11	73016395	1	PIPE, discharge(Tractors prior to #20252 excluding exceptions listed below)
	70650930	1	TUBE, discharge(Tractors #20252 and up including exceptions listed below)
	70915751	1	PIN, spring, 3/16" x 1-1/2"
12	73028542	1	WIRE, plunger locking(Tractors prior #20252 excluding exceptions listed below)
13	73016398	1	PLUNGER, discharge(Tractors prior to # 20252 excluding exceptions listed below)
	70650927	1	VALVE discharge(Tractors #20252 and up including exceptions listed below)
14	73020394	1	SPRING, plunger(Tractors prior to #20252 excluding exceptions listed below)
	70650929	1	SPRING, plunger(Tractors #20252 and up including exceptions listed below)
15	73016396	1	CAP, discharge pipe(Tractors prior to #20252 excluding exceptions listed below)
	70650928	1	PLUG, discharge tube(Tractors #20252 and up including exceptions listed below)
16	70625758	1	TUBE ASSY.pressure(Includes nuts)
17	73016070	1	UNION, bulkhead
18	73016394	1	NUT, jam
19	73016347	1	CONNECTOR
20	70924192	1	O-RING, pressure tube
21	70625766	1	TUBE ASSY.dump, left cylinder(Includes nuts)
22	70625891	1	TUBE ASSY.retract, left cylinder(Includes nuts)
23	70625892	1	TUBE ASSY.raise, left cylinder(Includes nuts)
24	70625765	1	TUBE ASSY.lower, left cylinder(Includes nuts)
25	70625760	1	TUBE ASSY.dump, right cylinder(Includes nuts)
26	70625761	1	TUBE ASSY.retract, right cylinder(Includes nuts)
27	70625894	1	TUBE ASSY.raise, right cylinder(Includes nuts)
28	73020377	1	TEE, service
29	70625759	1	TUBE ASSY.lower, right cylinder(Includes nuts)
30	73016069	9	UNION, bulkhead, cylinder tube
31	70922186	10	NUT, bulkhead union
32	73016322	10	CONNECTOR, cylinder tube
33	70924696	10	O-RING, bulkhead union and tee
34	70627710	1	TUBE ASSY.oil filter to control valve(Includes nuts)
	70921682	1	TEE, flare type, 1" tube, 1"NPT male(Used prior to tractor #16736)
	70920686	1	ELBOW, flare type, 1" tube, 1"NPT male(Effective with tractor #16736)
35	70625895	1	TUBE ASSY.check valve to control valve(Includes nuts) (Used prior to tractor #16736)
36	-----	1	VALVE ASSY.check(See page 463 for parts)(Used prior to tractor #16736)
37	70925071	1	TEE, service, 3/4"NPT
38	-----	3	VALVE ASSY. relief(See page 463)(Loaders prior to unit #24681)
	-----	3	VALVE ASSY.relief(See page 464)
39	70680406	3	ADAPTER(2-1/4" long)
40	70680407	3	ADAPTER(3-3/8" long)
41	70929393	3	O-RING

} Loaders unit #24681 and up

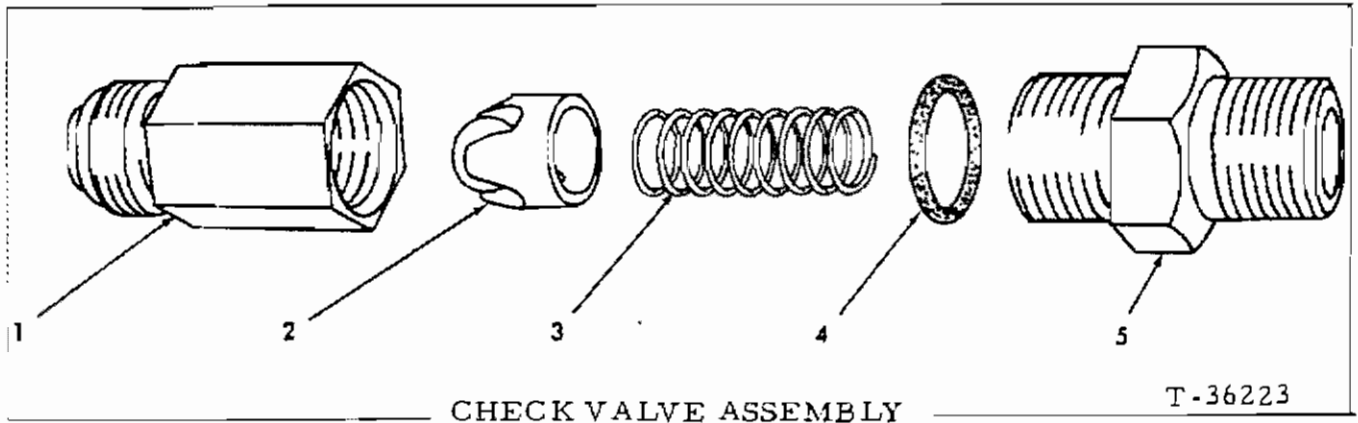
HYDRAULIC TANK AND CONTROL VALVE (Continued)

ITEM	PART NO.	QTY.	DESCRIPTION
42	70624936	1	TUBE ASSY. raise, power take-off(Includes nuts)
	70921244	1	CAP, flare type, 3/4" tube
43	70624937	1	TUBE ASSY. lower, power take-off(Includes nuts)
	70921244	1	CAP, flare type, 3/4" tube
44	-----	-	See TANK AND COVERS
45	-----	-	See FILTER PARTS

TRACTOR EXCEPTIONS: Serial Nos. 19948, 19983, 19993, 20004, 20012, 20013, 20018, 20023, 20053, 20054, 20063, 20068, 20069, 20073, 20083, 20084, 20087, 20093, 20094, 20098, 20103, 20107, 20111, 20116, 20120, 20125, 20129, 20133, 20142, 20147, 20151, 20155, 20164, 20177, 20192, 20195, 20199, 20201, 20204, 20205, 20209, 20212, 20214, 20217, 20219, 20222, 20224, 20225, 20226, 20227, 20228, 20230, 20246, 20249.

MEMO

462B

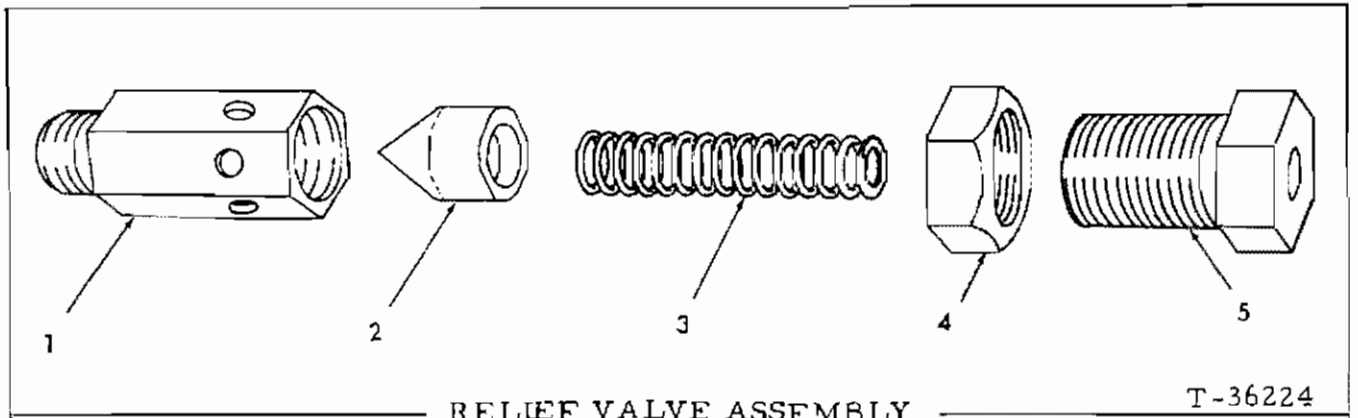


CHECK VALVE ASSEMBLY

T-36223

USAGE: See page 462

ITEM	PART NO.	QTY.	DESCRIPTION
-	73026989	1	VALVE ASSY., check(Consists of items 1 thru 5)
1	73026985	1	BODY, check valve
2	73026988	1	PLUNGER ASSY, check valve(Includes ball. Serviced only as a unit)
3	73026983	1	SPRING, check valve
4	70923575	1	O-RING, check valve
5	73026986	1	CAP, check valve

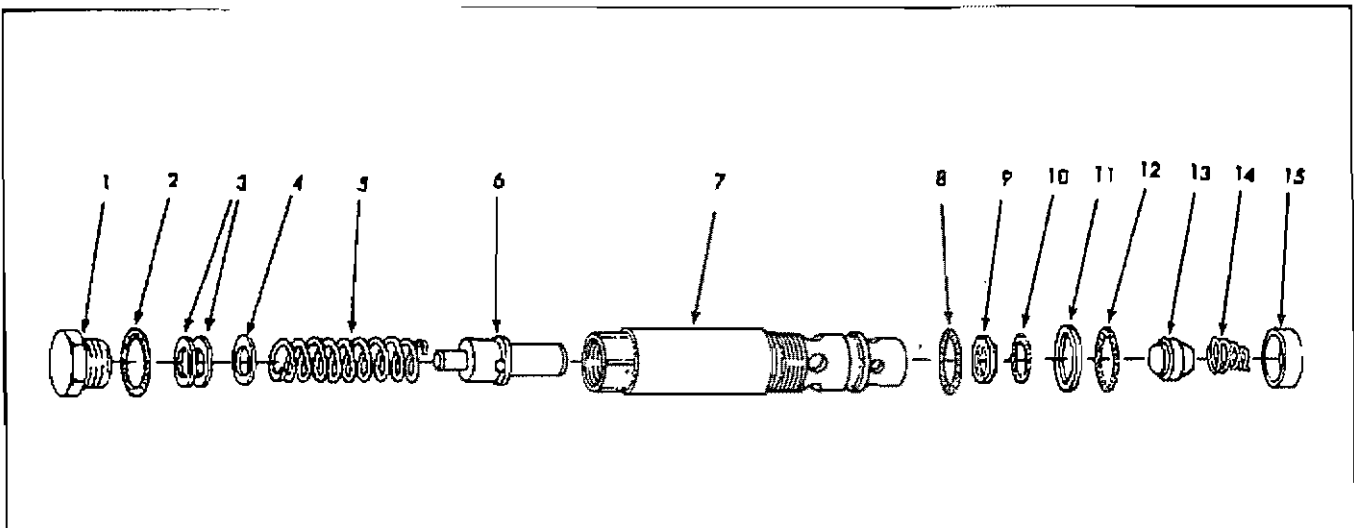


RELIEF VALVE ASSEMBLY

T-36224

USAGE: First type. See page 462. Also see page 464 for second type, service replacement valve assy.

ITEM	PART NO.	QTY.	DESCRIPTION
-	-----	1	NOTE: Quantities indicated are for one (1) Valve only. VALVE ASSY., relief(Used prior to Loaders unit #24681. Order VALVE ASSY. 70685643, ADAPTER 70680406, ADAPTER 70680407, O-RING 70929393)(Consists of items 1 thru 5)
1	73054059	1	BODY, valve
2	73059365	1	POPPET
3	73016277	1	SPRING
4	73020521	1	NUT, locking
5	73016278	1	CAP, adjusting



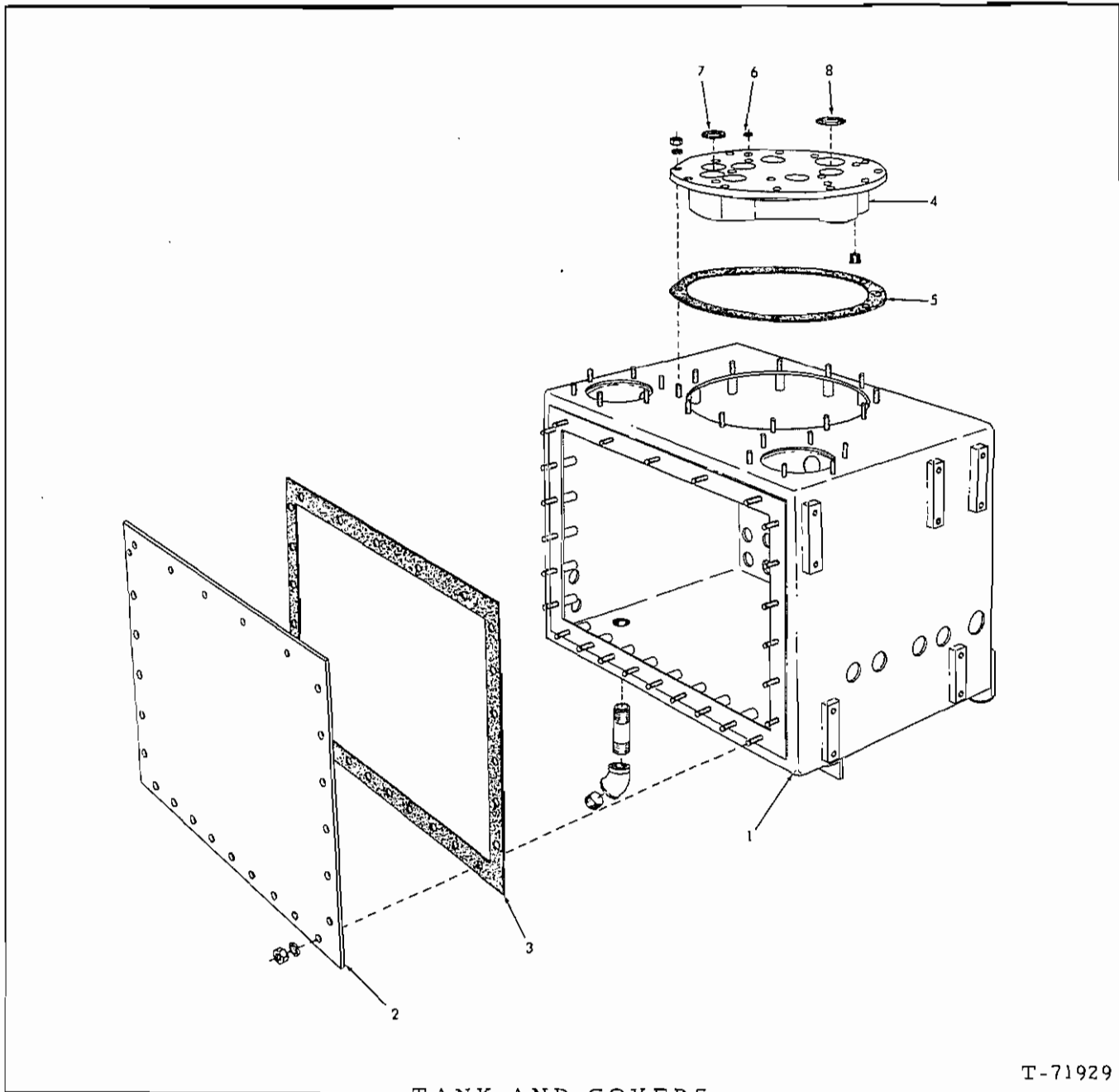
RELIEF VALVE ASSEMBLY

T-80804

USAGE: Second type. See page 462. Effective Loaders Unit #24681 and up; also service replacement for First Type Relief Valve listed on page 463

ITEM	PART NO.	QTY.	DESCRIPTION
-	70685643	1	VALVE ASSY., relief(Consists of items 1 thru 15)
1	70658363	1	CAP, relief valve
2	70925929	1	O-RING, relief valve cap(11/16" I.D.)
3	70658360	-	WASHER, pressure adjustment(1/64" thick)
	70911992	-	WASHER, pressure adjustment(1/16" thick)
4	70660792	-	SHIM, pressure adjustment(.005" thick)
5	70685641	1	SPRING, relief valve(800 to 1400 psi)
	70658366	1	SPRING, relief valve(1400 to 2200 psi)
	70659555	1	SPRING, relief valve(2200 to 3800 psi)
6	70658364	1	SEAT, relief valve spring
7	-----	1	CARTRIDGE(Not serviced separately)
8	70925931	1	O-RING, cartridge, outer(15/16" I.D.)
9	70660793	1	RING, back-up
10	70925928	1	O-RING, cartridge, inner(9/16" I.D.)
11	70665250	1	RING, back-up
12	70925930	1	O-RING, cartridge, outer (13/16" I.D.)
13	70658365	1	BALL ASSY., relief valve(Serviced only as a unit)
14	70658361	1	SPRING(conical)
15	70665174	1	CAP, spring retaining

MEMO



TANK AND COVERS

T-71929

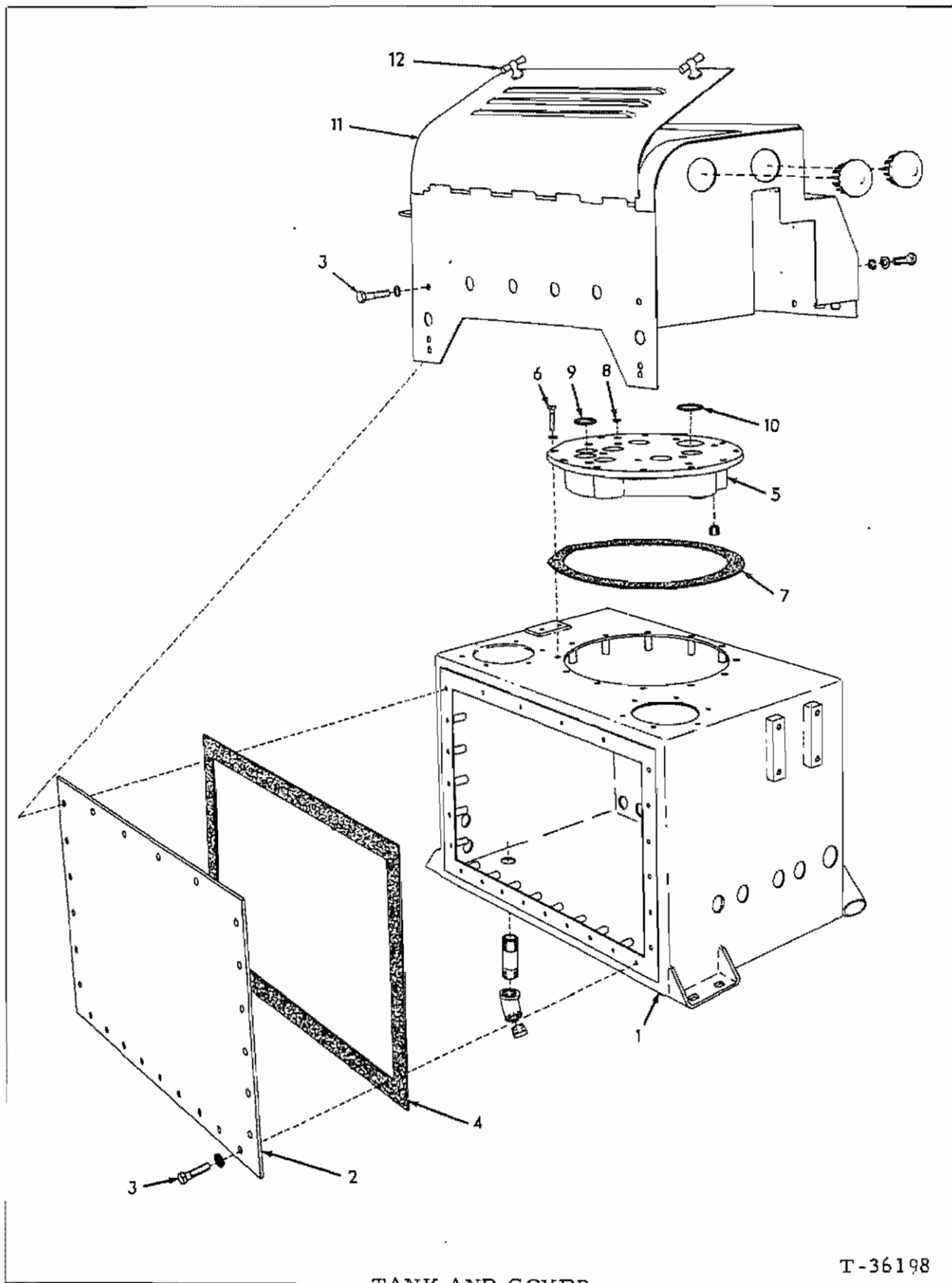
USAGE: Tractors prior to serial No. 11094

ITEM	PART NO.	QTY.	DESCRIPTION
1	73016169	1	TANK, hydraulic
	70901513	1	NIPPLE, pipe, 3/4"NPT x 3"
	70901694	1	ELBOW, pipe, 45°, 3/4"NPT
	70904224	1	PLUG, pipe, ctsk-hd., 3/4"NPT
2	73016328	1	PLATE, hydraulic tank side
	70904206	26	LOCKWASHER, 3/8"
	73019683	26	NUT, aluminum, 3/8"NC
3	73016280	1	GASKET, tank side plate

(Continued)

TANK AND COVERS (Continued)

ITEM	PART NO.	QTY.	DESCRIPTION
4	73016100	1	PLATE, valve mounting
	70907856	1	PLUG, pipe, ctsk., 3/8"NPT
	70904206	12	LOCKWASHER, 3/8"
	73019683	12	NUT, aluminum, 3/8"NC
5	73016281	1	GASKET, valve mounting plate
6	70923663	4	O-RING, control valve to mounting plate (3/8"I. D.)
7	70923649	7	O-RING, control valve to mounting plate (1-1/4"I. D.)
8	70923577	1	O-RING, control valve to mounting plate (1-3/4"I. D.)



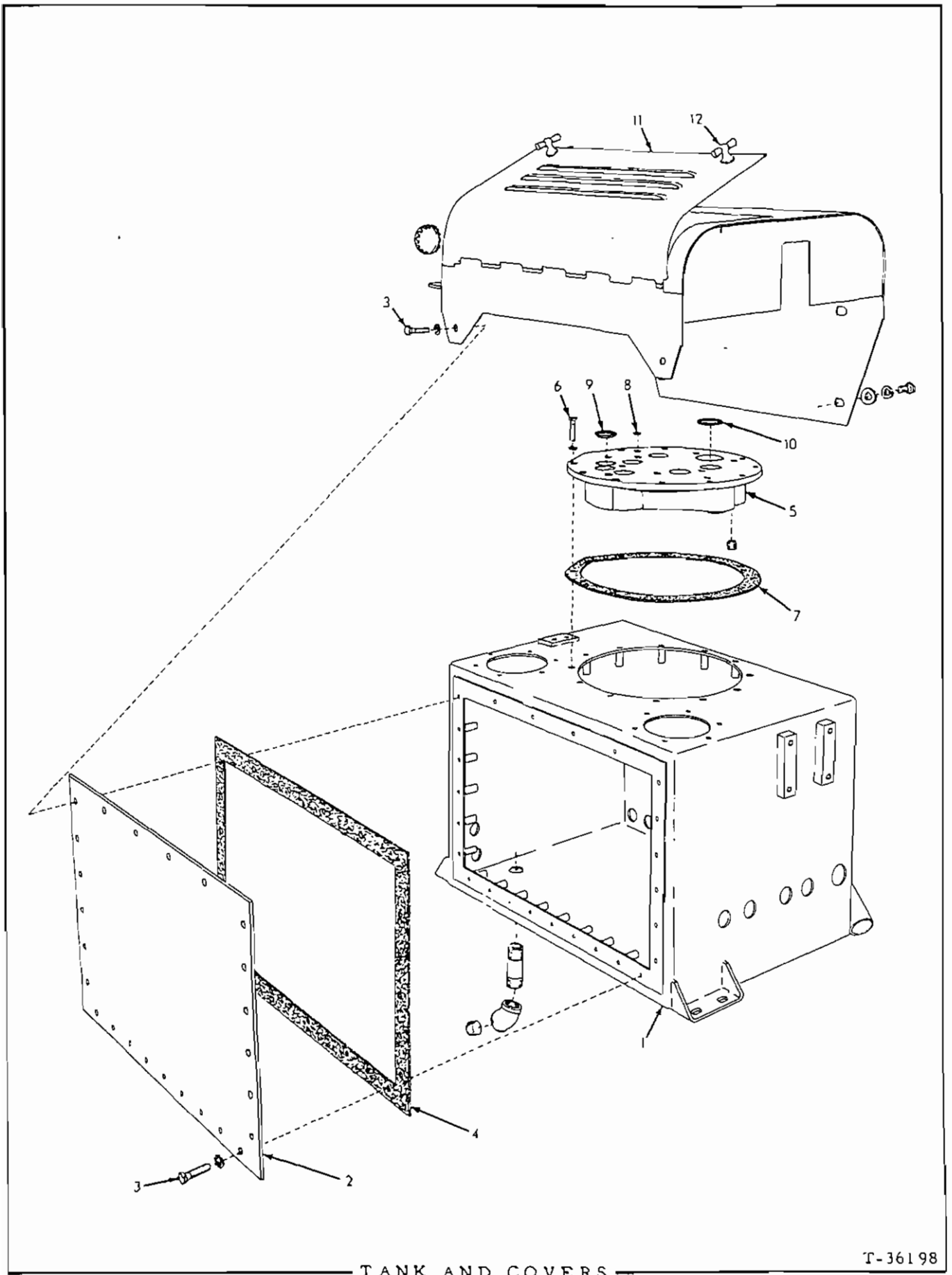
TANK AND COVER

T-36198

TANK AND COVER

USAGE: Loaders serial No. 11094 thru 13321

ITEM	PART NO.	QTY.	DESCRIPTION
1	70648270	1	TANK, hydraulic
	70901513	1	NIPPLE, pipe, 3/4"NPT x 3" } Loader unit #14898
	70901694	1	ELBOW, pipe, 45°, 3/4"NPT } and up
	70904224	1	PLUG, pipe, ctsk-hd., 3/4"NPT
2	70625774	1	PLATE, hydraulic tank side
3	70927157	25	CAPSCREW, 3/8"NC x 1-3/8"
	70910287	25	LOCKWASHER, 3/8"
4	70625775	1	GASKET, tank side plate
5	73016100	1	PLATE, valve mounting
	70907856	1	PLUG, pipe, ctsk., 3/8"NPT
6	70927157	12	CAPSCREW, 3/8"NC x 1-3/8"
	70910287	12	LOCKWASHER, 3/8"
7	73016281	1	GASKET, valve mounting plate
8	70924091	4	O-RING, control valve to mounting plate(3/8"I.D.)
9	70924696	7	O-RING, control valve to mounting plate(1-1/4"I.D.)
10	70924114	1	O-RING, control valve to mounting plage(1-3/4"I.D.)
11	70650113	1	COVER ASSY., valve protecting(Includes item 12)
	70921146	1	PLUG, button, 2" diam. hole(Early units)
	70921447	2	PLUG, button, 3" diam. hole(Late units)
	70914875	2	CAPSCREW, 1/2"NF x 1"
	70904208	2	LOCKWASHER, 1/2"
	70910244	2	WASHER, plain, SAE std. 1/2"
12	73028780	2	LATCH ASSY. (Serviced only as a unit)



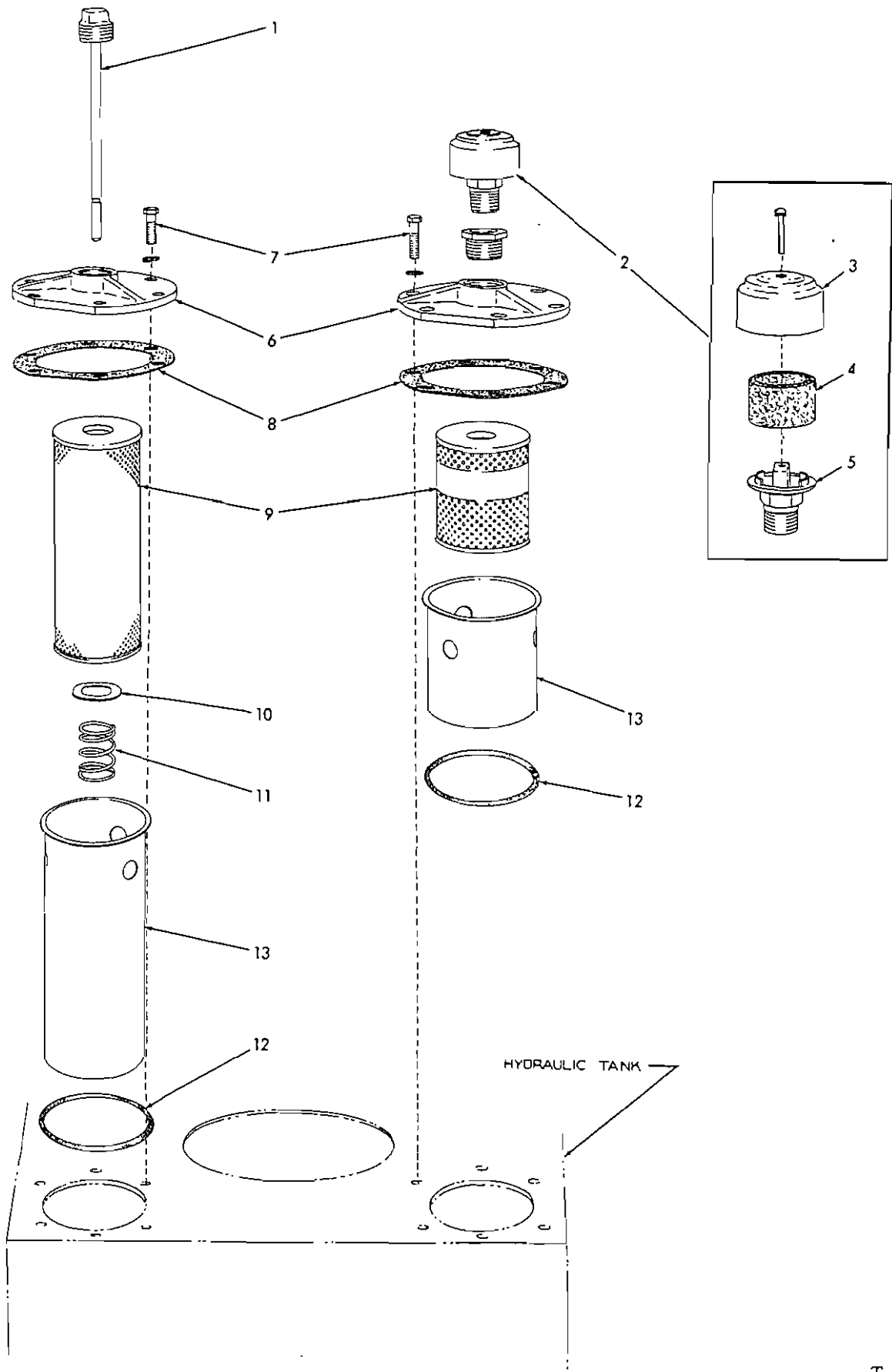
TANK AND COVERS

T-36198

TANK AND COVERS

USAGE: Loaders serial No. 13322 and up

ITEM	PART NO.	QTY.	DESCRIPTION
1	70648270	1	TANK, hydraulic
	70901513	1	NIPPLE, pipe, 3/4"NPT x 3" } Effective with tractor #14898
	70901694	1	ELBOW, pipe, 45°, 3/4"NPT }
	70904224	1	PLUG, pipe, ctsk.-hd., 3/4"NPT
2	70625774	1	PLATE, hydraulic tank side
3	70040382	25	CAPSCREW, 3/8"NC x 1-3/8"
	70904206	25	LOCKWASHER, 3/8"
4	70625775	1	GASKET, tank side plate
5	73016100	1	PLATE, valve mounting
	70907856	1	PLUG, pipe, ctsk., 3/8"NPT
6	70040382	12	CAPSCREW, 3/8"NC x 1-3/8"
	70904206	12	LOCKWASHER, 3/8"
7	73016281	1	GASKET, valve mounting plate
8	70923663	4	O-RING, control valve to mounting plate (3/8"I. D.)
9	70923649	7	O-RING, control valve to mounting plate (1-1/4"I. D.)
10	70923577	1	O-RING, control valve to mounting plate (1-3/4"I. D.)
11	70650113	1	COVER ASSEMBLY, valve protecting (Includes item 12) (Not for units with diverter valve or 3-spool valve)
	70921446	1	PLUG, button, 2" diam. hole
	70070467	4	CAPSCREW, 1/2"NF x 1"
	70904208	4	LOCKWASHER, 1/2"
	70910244	4	WASHER, plain, SAE std., 1/2"
12	73028780	2	LATCH ASSEMBLY (Serviced only as a unit)

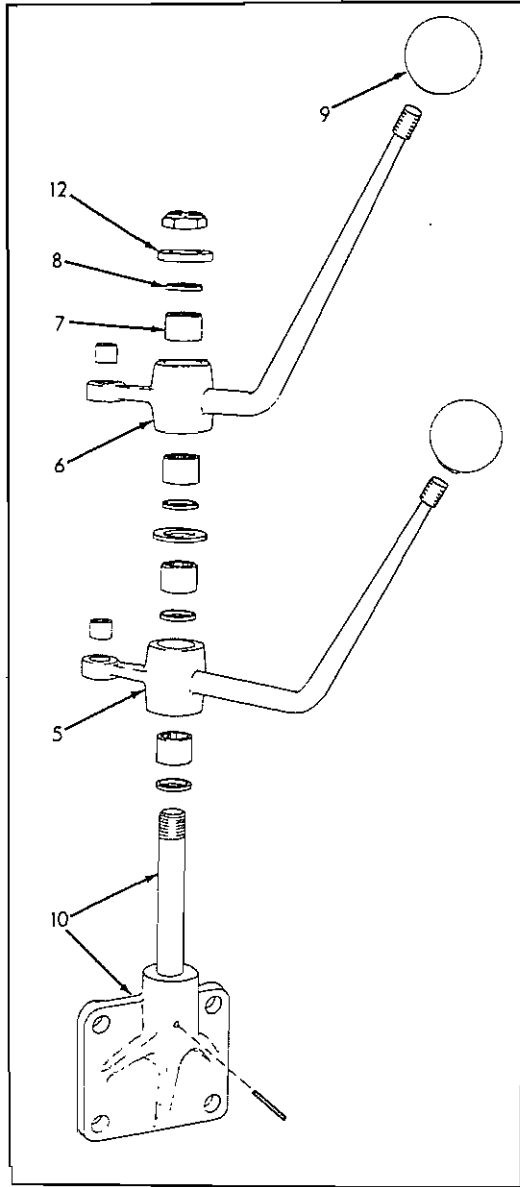
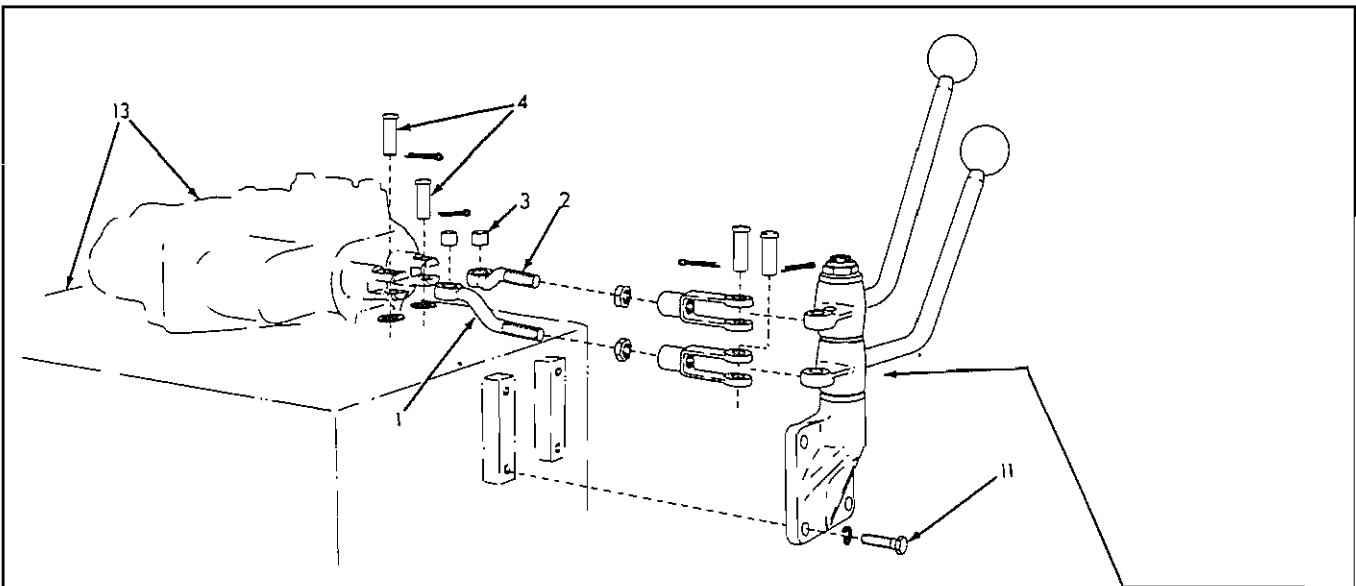


FILTER PARTS

T-36199

FILTER PARTS

ITEM	PART NO.	QTY.		DESCRIPTION	
		*	**		
					* Air Filter ** Oil Filter
1	73016703	-	1	DIPSTICK, hydraulic oil	
2	70679375	1	-	BREATHER ASSEMBLY, tank (Consists of items 3 thru 5)	} Serviced only as a unit
	70901829	1	-	BUSHING, pipe reducing, 1"NPT to 3/4"NPT	
3	73002768	1	-	CAP, breather	} Components of original equipment breather only
	70914172	1	-	SCREW, machine, #10NF x 1-1/4"	
	70904203	1	-	LOCKWASHER, #10	
4	-----	1	-	ELEMENT, filtering (Order item 14)	
5	73002767	1	-	BASE, breather	
6	73016078	1	1	COVER, filter	
7	{ 73019683	6	6	NUT, aluminum, 3/8"NC (Used prior to tractor #11094)	
	{ 70040382	6	6	CAPSCREW, 3/8"NC x 1-3/8" (Tractor #11094 and up)	
	{ 70904206	6	6	LOCKWASHER, 3/8"	
8	73039899	1	1	GASKET, filter cover (See item 14)	
9	{ -----	1	-	ELEMENT, air filter	} Order item 14
	{ -----	-	1	ELEMENT, oil filter	
10	73016403	-	1	WASHER, element spring	
11	73016399	-	1	SPRING, element	
12	70923600	1	1	O-RING, filter case	
13	{ 73016080	1	-	CASE, air filter	
	{ 73016079	-	1	CASE, oil filter	
14	73019695	x	x	ELEMENT KIT, filter (Consists of items 4, 8 and 9. One (1) kit required per tractor)	



SHOVEL VALVE CONTROLS

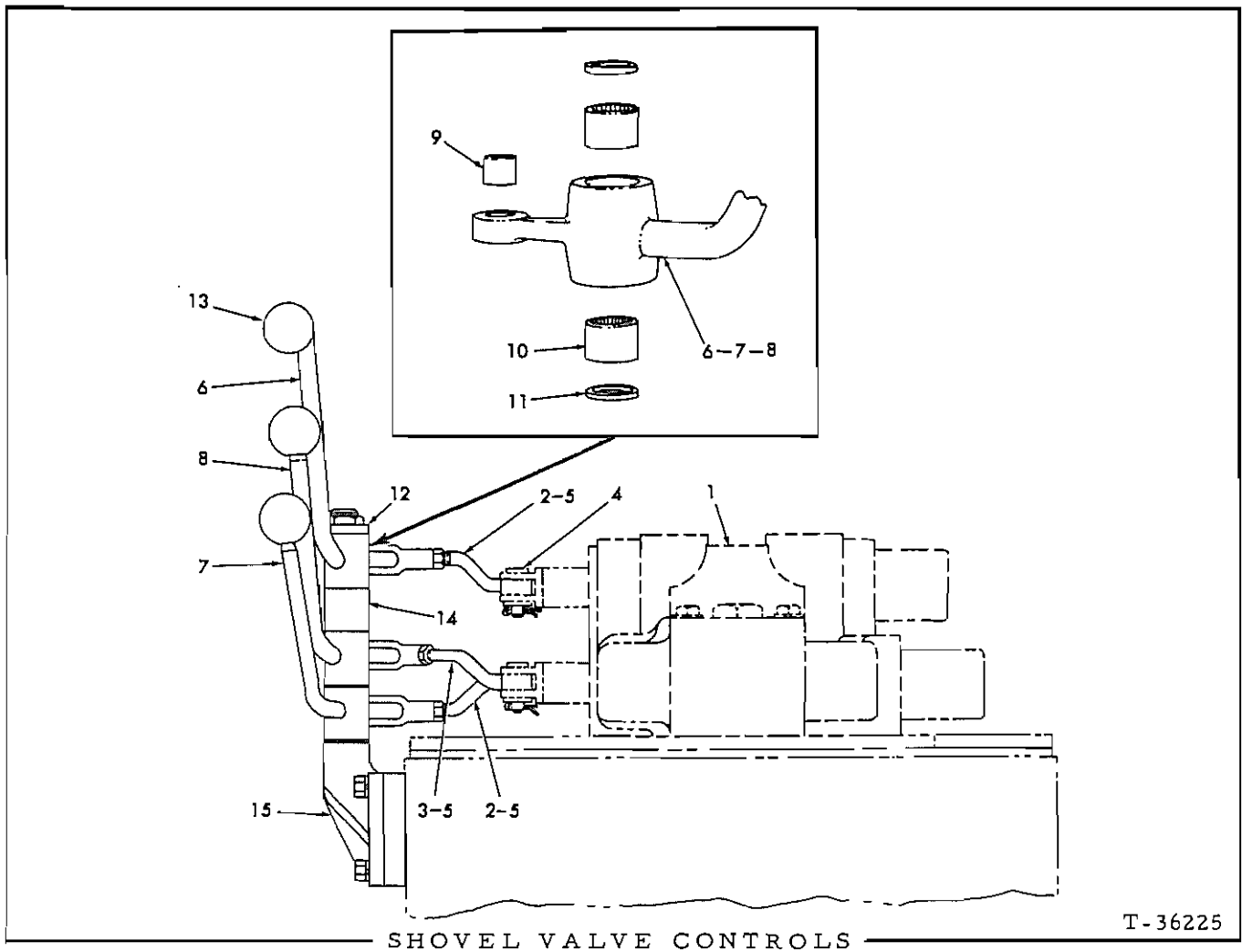
T-36201

SHOVEL VALVE CONTROLS

USAGE: For standard 2-spool valve. See page 476 for 3-spool valve controls

* Tractors prior to serial No. 11094
 ** Tractors serial No. 11094 and up

ITEM	PART NO.	QTY.		DESCRIPTION
		*	**	
1	{ 73016694	1	-	ROD ASSEMBLY, control, dump and retracting (Includes item 3)
		-	1	ROD ASSEMBLY, control, dump and retracting (Includes item 3)
	70917666	1	1	YOKE, rod end, adjustable, 1/2"NF
	70913830	1	1	NUT, jam, 1/2"NF
2	{ 73016694	1	-	ROD ASSEMBLY, control, raise and lower (Includes item 3)
		-	1	ROD ASSEMBLY, control, raise and lower (Includes item 3)
	70917666	1	1	YOKE, rod end, adjustable, 1/2"NF
	70913830	1	1	NUT, jam, 1/2"NF
3	73013909	4	4	BUSHING, operating lever and rod
4	70049993	4	4	PIN, operating lever and rod
	70910244	2	2	WASHER, plain, SAE std., 1/2"
	70900806	4	4	PIN, cotter, 1/8" x 1"
5	{ 73016698	1	-	LEVER ASSEMBLY, operating, tilt (Includes items 3, 7 and 8)
		-	1	LEVER ASSEMBLY, operating, tilt (Includes items 3, 7 and 8)
6	{ 73016699	1	-	LEVER ASSEMBLY, operating, raise and lower (Includes items 3, 7 and 8)
		-	1	LEVER ASSEMBLY, operating, raise and lower (Includes items 3, 7 and 8)
7	70208253	4	4	BEARING, operating lever
8	70052662	4	4	SEAL, operating lever
9	70091862	2	2	KNOB, operating lever
10	70625897	1	1	BRACKET ASSEMBLY, operating lever (Includes 1 PIN 921272)
	70921272	1	1	PIN, roll, 3/16" x 1-3/4"
	70910255	1	1	WASHER, plain, SAE std., 3/4" (lever spacing)
11	70915228	4	4	CAPSCREW, 3/8"NF x 1-1/4"
	70904206	4	4	LOCKWASHER, 3/8"
12	73017086	1	1	WASHER, operating lever
	70921138	1	1	NUT, elastic stop, 3/4"NF
13	-----	-	-	See HYDRAULIC TANK AND CONTROL VALVE



SHOVEL VALVE CONTROLS

T-36225

USAGE: For optional 3-spool valve. See page 475 for 2-spool valve controls.

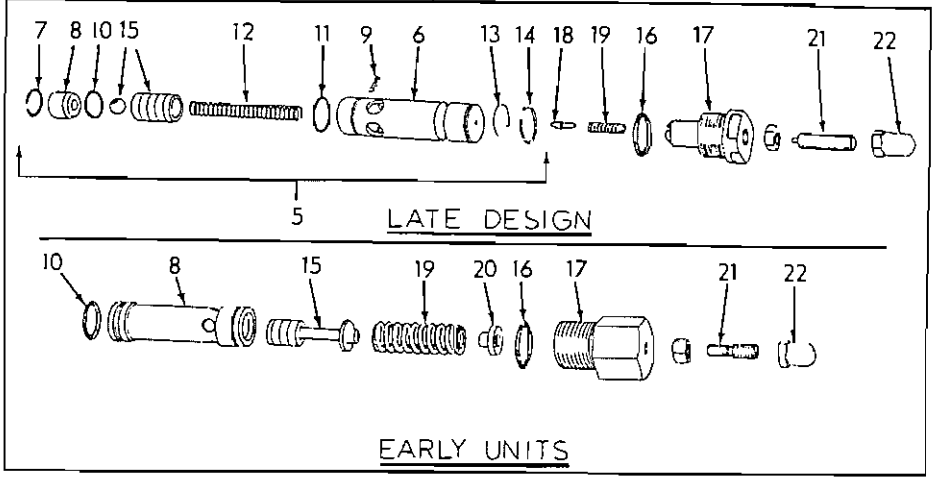
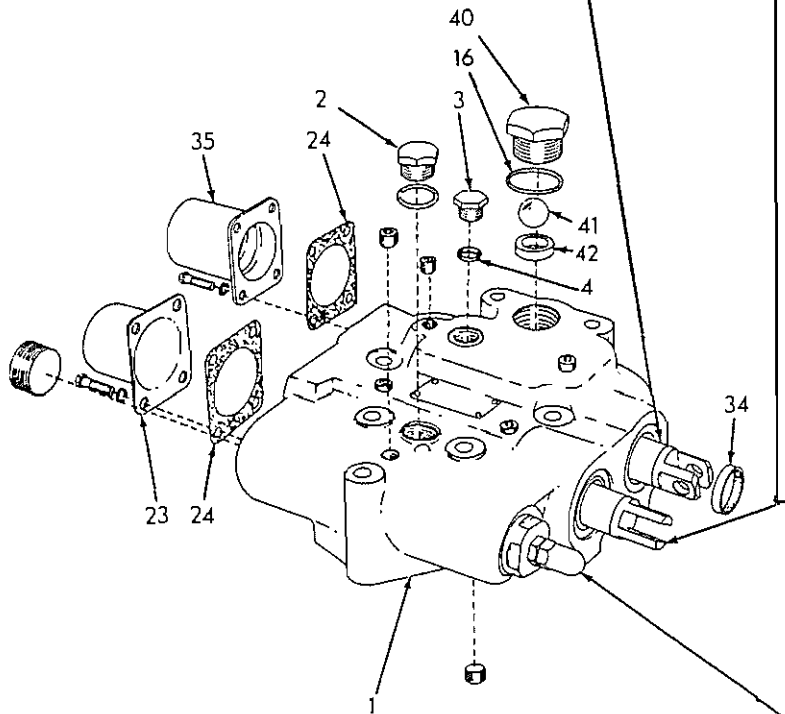
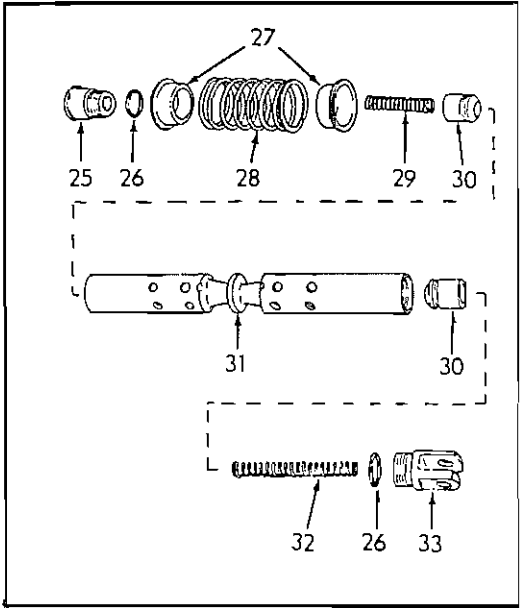
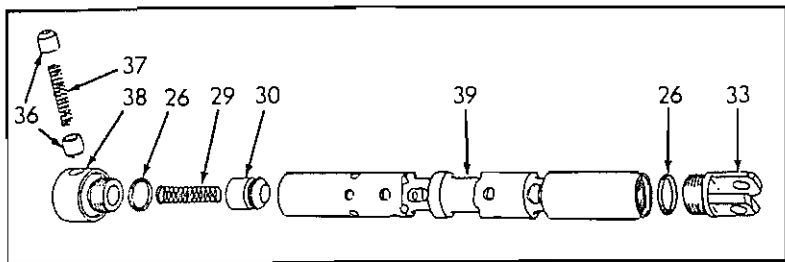
* Tractors prior to serial No. 11094
 ** Tractors serial No. 11094 and up

ITEM	PART NO.	QTY.		DESCRIPTION
		*	**	
1	-----	1	1	VALVE ASSEMBLY (3-plunger type)(See HYDRAULIC TANK AND CONTROL VALVE)
2	73016694	2	-	ROD ASSEMBLY, control (Includes item 5)
	70625767	-	2	ROD ASSEMBLY, control (Includes item 5)
	70913830	2	2	NUT, jam, 1/2"NF
	70917666	2	2	YOKE, rod end, adjustable, 1/2"NF
3	73016694	1	-	ROD ASSEMBLY, control,raise and lower (Includes item 5)
	70625769	-	1	ROD ASSEMBLY, control, raise and lower (Includes item 5)
	70917666	1	1	YOKE, rod end, adjustable, 1/2"NF
	70913830	1	1	NUT, jam, 1/2"NF

(Continued)

SHOVEL VALVE CONTROLS (Continued)

ITEM	PART NO.	QTY.		DESCRIPTION
		*	**	
4	70049993	6	6	PIN, operating lever and rod
	70900806	6	6	PIN, cotter, 1/8" x 1"
	70910244	3	3	WASHER, plain, SAE std., 1/2"
5	73013909	3	3	BUSHING, control rod
6	73020091	1	-	LEVER ASSEMBLY, operating (Includes items 9 thru 11)
	70626407	-	1	LEVER ASSEMBLY, operating (Includes items 9 thru 11)
7	73016698	1	-	LEVER ASSEMBLY, operating, dump (Includes items 9 thru 11)
	70625776	-	1	LEVER ASSEMBLY, operating, dump (Includes items 9 thru 11)
8	73016699	1	-	LEVER ASSEMBLY, operating, raise and lower (Includes items 9 thru 11)
	70625778	-	1	LEVER ASSEMBLY, operating, raise and lower (Includes items 9 thru 11)
9	73013909	3	3	BUSHING, operating lever
10	70208253	6	6	BEARING, operating lever
11	70052662	6	6	SEAL, operating lever
12	73017086	1	1	WASHER, operating lever
	70921138	1	1	NUT, elastic stop, 3/4"NF
13	70091862	3	3	KNOB, operating lever
14	70626406	1	1	SPACER, operating lever
15	70624947	1	1	BRACKET ASSEMBLY, operating lever (Includes 1 PIN 921272)
	70921272	1	1	PIN, roll, 3/16" x 1-3/4"
	70915228	4	4	CAPSCREW, 3/8"NF x 1-1/4"
	70904206	4	4	LOCKWASHER, 3/8"
	70910255	1	1	WASHER, plain, SAE std., 3/4" (Lever spacing)



CONTROL VALVE PARTS

T-33483

CONTROL VALVE PARTS

* 3026347 VALVE ASSEMBLY (Early design)
 ** 3026347 VALVE ASSEMBLY (Late design)
 Δ 3037224 VALVE ASSEMBLY (Early design)
 ΔΔ 3037224 VALVE ASSEMBLY (Late design) } See pages 457 and 461

ITEM	PART NO.	QUANTITY				DESCRIPTION
		*	**	Δ	ΔΔ	
1	-----	1	1	1	1	HOUSING (Not serviced separately. See NOTE below)
	70907859	4	5	3	3	PLUG, pipe, ctsk., 1/4"NPT
	70907856	1	1	1	1	PLUG, pipe, ctsk., 3/8"NPT
	70918697	1	1	1	1	PLUG, pipe, ctsk., 1-1/4"NPT
2	70921204	-	1	-	-	PLUG, hex-hd., 1-1/16" straight thread. (Includes O-RING 921206) (Late units only)
3	73028743	-	1	-	-	PLUG, vent, check valve
4	73002746	-	1	-	-	O-RING, vent plug
5	73041951	-	1	-	1	VALVE ASSEMBLY, relief (Consists of items 6 thru 15)
6	-----	-	1	-	1	SLEEVE, relief valve (Not serviced. Order item 5)
7	73027410	-	1	-	1	RING, snap, seat
8	{ -----	-	1	-	1	SEAT, relief valve (Not serviced. Order item 5)
	{ 73016920	1	-	1	-	SEAT, relief valve
9	73042421	-	1	-	1	PIN, roll, relief valve seat
10	{ 70923563	-	1	-	1	O-RING, relief valve seat
	{ 70923811	1	-	1	-	O-RING, relief valve seat
11	70923564	-	1	-	1	O-RING, relief valve
12	73010857	-	1	-	1	SPRING, relief plunger
13	73027407	-	1	-	1	WIRE, plunger
14	73027414	-	1	-	1	RING, snap, plunger
15	{ -----	-	1	-	1	PLUNGER ASSEMBLY, relief valve (Includes ball)(Not serviced. Order item 5)
	{ 73003914	1	-	1	-	PLUNGER, relief valve
16	70923649	2	2	2	2	O-RING, relief and flow valve cap
17	{ 73027398	-	1	-	1	CAP, relief valve
	{ 73016919	1	-	1	-	CAP, relief valve
18	73027397	-	1	-	1	POPPET, relief valve

(Continued)

CONTROL VALVE PARTS (Continued)

ITEM	PART NO.	QUANTITY				DESCRIPTION
		*	**	Δ	ΔΔ	
19	73027401	-	1	-	1	SPRING, relief valve
	73023925	1	-	1	-	SPRING, relief valve
20	73003912	1	-	1	-	GUIDE, relief valve
21	73027399	-	1	-	1	SCREW, relief valve adjustment
	73026108	1	-	1	-	SCREW, relief valve adjustment
22	73033939	1	1	1	1	NUT, acorn, relief valve
	70913177	1	1	1	1	NUT, jam, 1/2"NF
23	73016923	1	1	2	2	COVER, spring
	70915809	4	4	8	8	CAPSCREW, 5/16"NC x 3/4"
	70904205	4	4	8	8	LOCKWASHER, 5/16"
24	73016912	2	2	3	3	GASKET, detent cap and spring cover
25	73016926	1	1	2	2	CAP, operating plunger
26	70923810	4	4	6	6	O-RING, operating plunger and check valve
27	73016925	2	2	4	4	RETAINER, spring
28	73027405	-	1	-	2	SPRING, return, operating plunger
	73016924	1	-	2	-	SPRING, return, operating plunger
29	73001716	2	2	3	3	SPRING, plunger, rear check valve
30	73001717	3	3	5	5	PLUNGER, check valve
31	-----	1	1	2	2	PLUNGER, operating, double acting (Not serviced separately. See NOTE below)
32	73010857	1	1	2	2	SPRING, plunger, front check valve
33	73001721	2	2	3	3	EYE, operating plunger
34	73001719	2	2	3	3	SEAL, oil, operating plunger
35	73016911	1	1	1	1	CAP, detent
	70915809	4	4	4	4	CAPSCREW, 5/16"NC x 3/4"
	70904205	4	4	4	4	LOCKWASHER, 5/16"
36	73016927	2	2	2	2	PLUNGER, detent poppet
37	73016928	1	1	1	1	SPRING, detent poppet
38	73016932	1	1	1	1	CAP, detent poppet
39	-----	1	1	1	1	PLUNGER, operating, float (Not serviced separately. See NOTE below)
40	73016931	1	1	1	1	CAP, flow valve
41	73020876	1	1	1	1	BALL, plunger

(Continued)

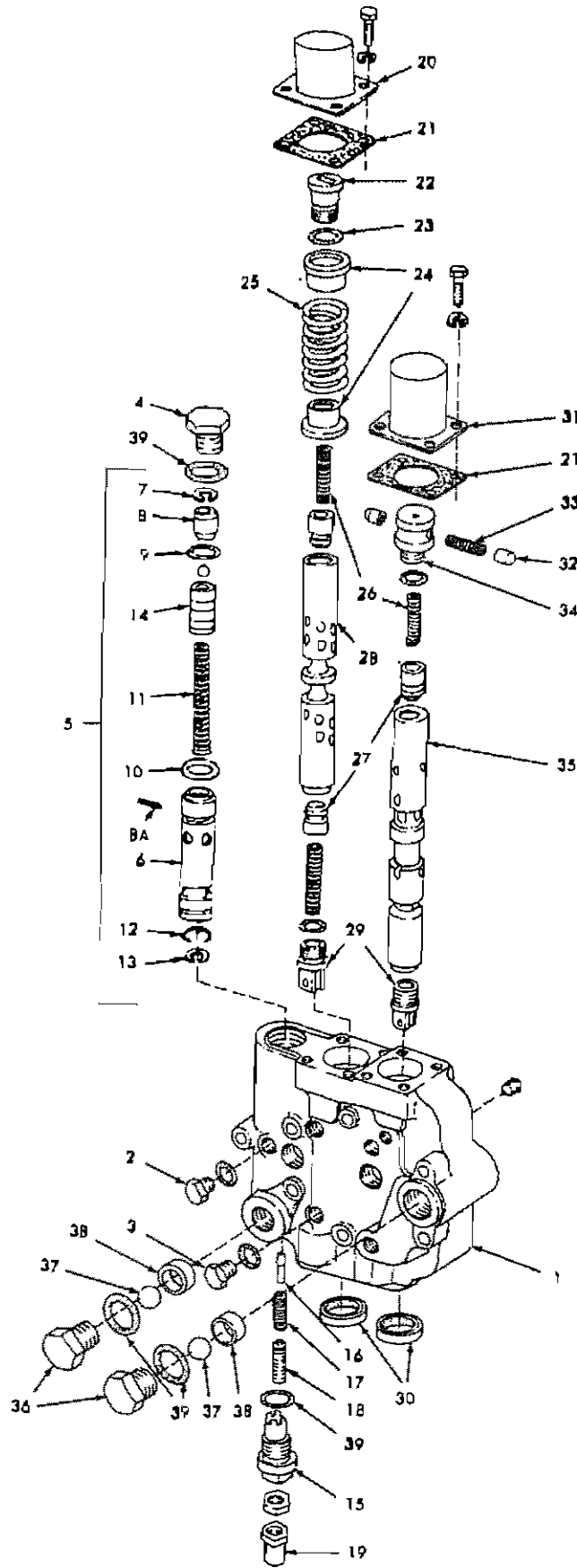
CONTROL VALVE PARTS (Continued)

ITEM	PART NO.	QUANTITY				DESCRIPTION
		*	**	Δ	ΔΔ	
42	73016929	1	1	1	1	SEAT, float plunger

NOTE: Valve housings and plungers are not serviced separately due to the extremely close fit required for satisfactory operation. This can be achieved only by matching and lapping plungers and housings as a unit.

When the plunger clearances become excessive due to normal wear, the valve housings may be returned to the manufacturer for installation of over-size plungers at a nominal charge. Consult your local Fiat-Allis dealer for shipping instructions. Do not return to Fiat-Allis factory.

The original relief valve arrangement in early-design control valves can be replaced with the more efficient pilot-operated relief valve arrangement by ordering VALVE KIT 3027808 (See PACKAGED PARTS for details).



CONTROL VALVE PARTS

T-41898

CONTROL VALVE PARTS

* 3038119 VALVE ASSEMBLY } See pages 457, 461
 ** 3038117 VALVE ASSEMBLY }

ITEM	PART NO.	QTY.		DESCRIPTION
		*	**	
1	-----	1	1	HOUSING (Not serviced separately. See NOTE below)
2	70921204	1	1	PLUG, housing (1-1/16" diam. Includes O-RING indented below) O-RING, plug sealing
	70921206	1	1	
3	70922577	4	2	PLUG, housing (9/16" diam. Includes O-RING indented below) O-RING, plug sealing
	70921885	4	2	
4	70183890	1	1	CAP, valve
5	73027396	1	1	VALVE ASSEMBLY, relief (Consists of items 6 thru 14)
6	73027413	1	1	SLEEVE, relief valve
7	73027410	1	1	RING, snap, relief valve seat
8	73027411	1	1	SEAT, relief valve
9	70923563	1	1	O-RING, relief valve seat
10	70923564	1	1	O-RING, relief valve
11	73010857	1	1	SPRING, relief valve plunger
12	73027407	1	1	WIRE, relief valve plunger
13	73027414	1	1	RING, snap, relief valve plunger
14	73027412	1	1	PLUNGER ASSEMBLY, relief valve (Includes ball which is not serviced separately)
15	70186399	1	1	CAP, relief valve
16	73027397	1	1	POPPET, relief valve
17	73027401	1	1	SPRING, relief valve
18	73027399	1	1	SCREW, relief valve adjustment
19	73033939	1	1	NUT, acorn, relief valve screw NUT, jam, 1/2"NF
	70913830	1	1	
20	73039015	1	2	COVER, relief valve CAPSCREW, 1/4"NC x 3/4" LOCKWASHER, 1/4"
	70915406	4	8	
	70904204	4	8	
21	73038673	2	3	GASKET, housing covers
22	73039202	1	-	CAP, operating plunger CAP, operating plunger
	70184610	-	2	
23	73039206	3	-	O-RING, operating plunger O-RING, operating plunger
	73038686	-	5	

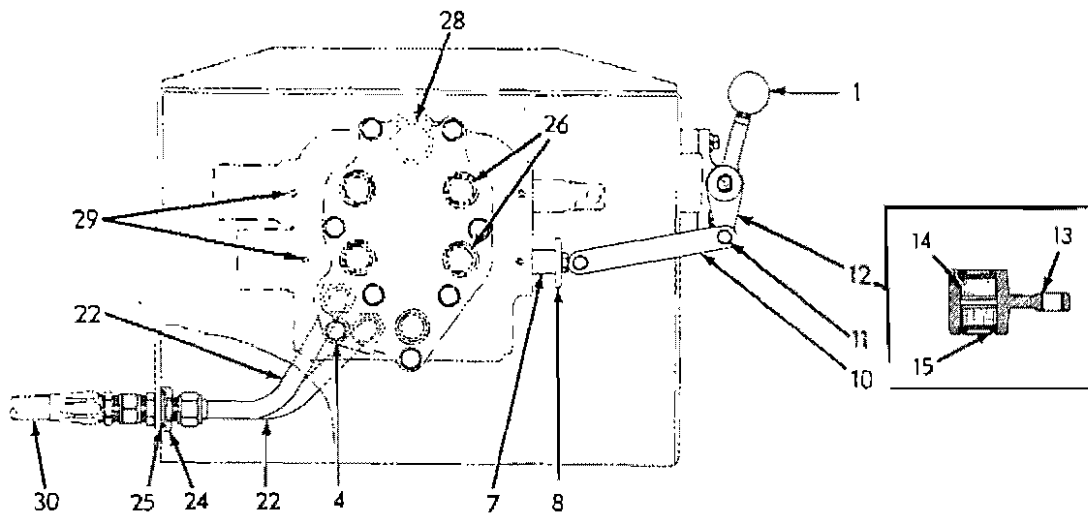
(Continued)

CONTROL VALVE PARTS (Continued)

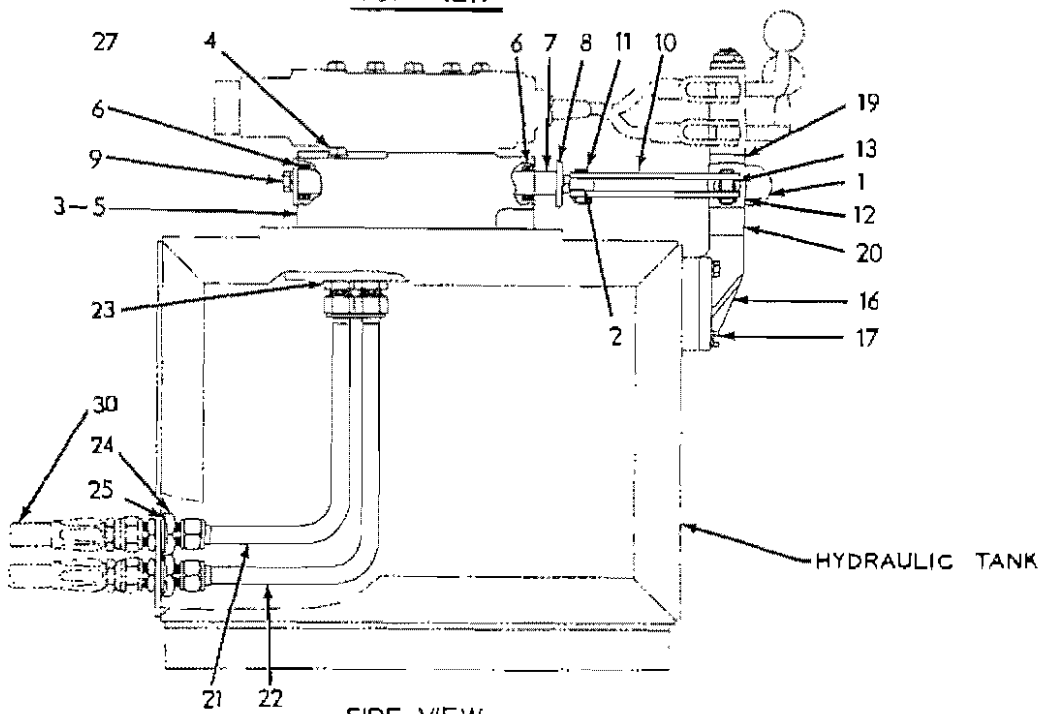
ITEM	PART NO.	QTY.		DESCRIPTION
		*	**	
24	{ 73039201	2	-	RETAINER, spring, operating plunger
	{ 70184604	-	4	RETAINER, spring, operating plunger
25	{ 73038679	1	-	SPRING, return, operating plunger
	{ 73041564	-	2	SPRING, return, operating plunger
26	{ 73001716	3	-	SPRING, check valve plunger
	{ 70184609	-	5	SPRING, check valve plunger
27	{ 73001717	3	-	PLUNGER, check valve
	{ 73004706	-	5	PLUNGER, check valve
28	-----	1	2	PLUNGER, operating (Not serviced separately. See NOTE below)
29	{ 73039203	2	-	EYE, operating plunger
	{ 73004708	-	3	EYE, operating plunger
30	{ 73039011	2	-	SEAL, oil, operating plunger
	{ 73038675	-	3	SEAL, oil, operating plunger
31	73038674	1	1	HOUSING, detent closure
	70915406	4	4	CAPSCREW, 1/4"NC x 3/4"
	70904204	4	4	LOCKWASHER, 1/4"
32	73016927	2	2	PLUNGER, detent
33	73038678	1	1	SPRING, detent
34	{ 73039208	1	-	CAP, detent, operating plunger
	{ 73038677	-	1	CAP, detent, operating plunger
35	-----	1	1	PLUNGER, operating, (Not serviced separately. See NOTE below)
36	73016931	2	2	CAP, flow valve
37	73020876	2	2	BALL, flow valve
38	73016929	2	2	SEAT, flow valve
39	74252855	4	4	O-RING, valve caps

NOTE: Valve housings and plungers are not serviced separately due to the extremely close fit required for satisfactory operation. This can be achieved only by matching and lapping plungers and housings as a unit.

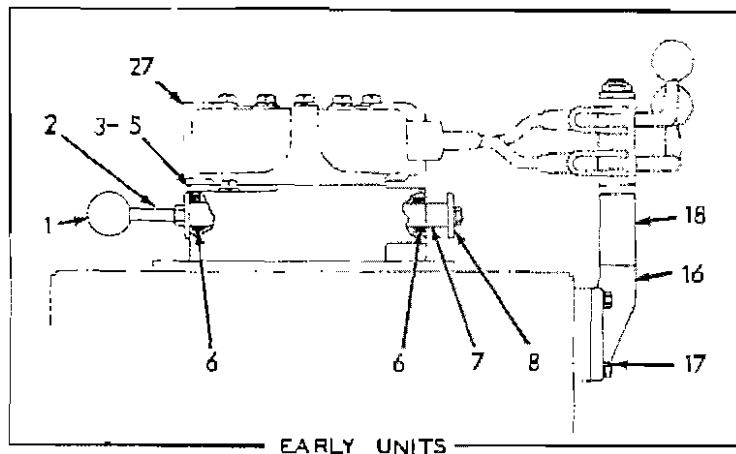
When the plunger clearances become excessive due to normal wear, the valve housings may be returned to the manufacturer for installation of over-size plungers at a nominal charge. Consult your local Fiat-Allis dealer for shipping instructions. Do not return to Fiat-Allis factory.



TOP VIEW



SIDE VIEW



EARLY UNITS

DIVERTER VALVE AND CONTROLS

T-36226

DIVERTER VALVE AND CONTROLS

USAGE: Loaders prior to S/N 13322. Special equipment. Provides rear hydraulic outlet for operation of auxiliary equipment.

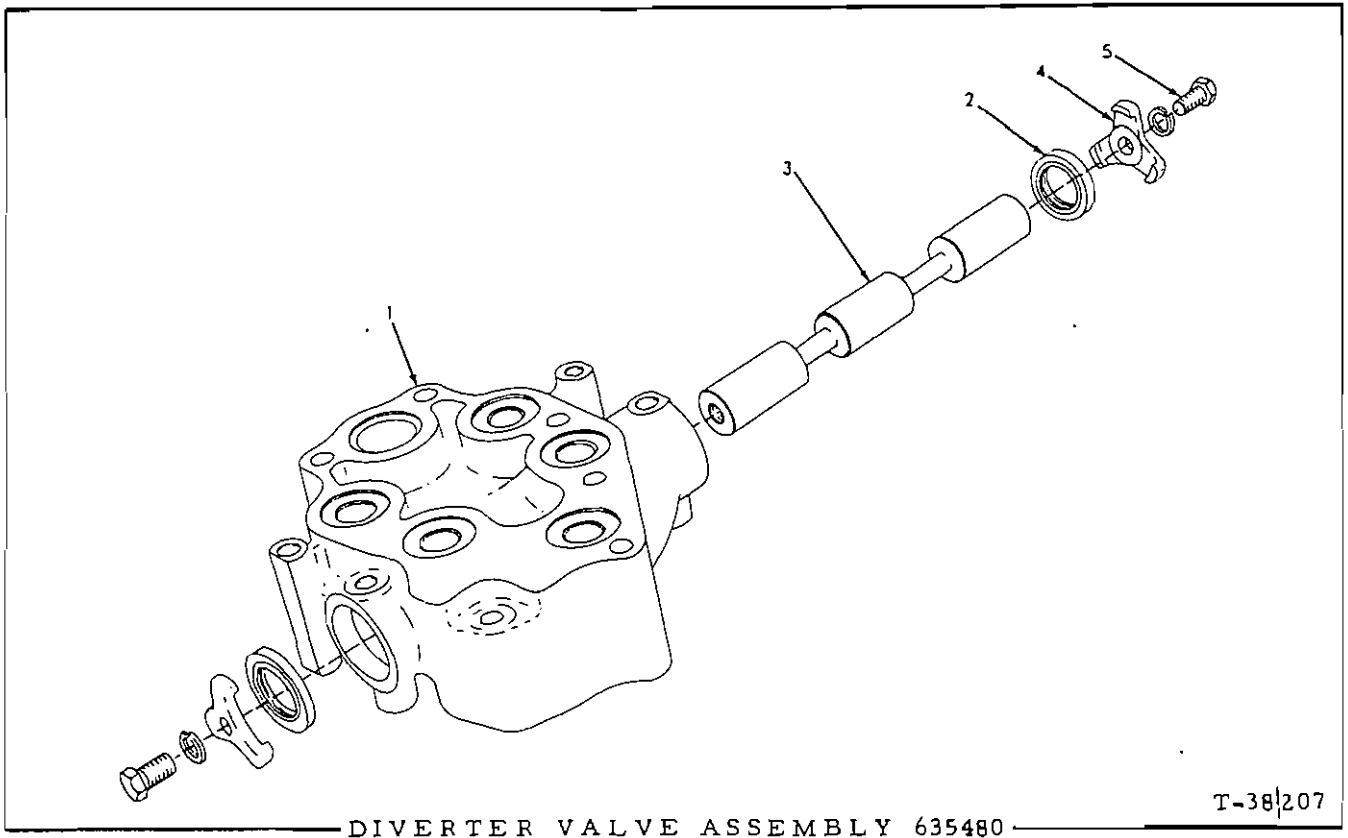
* Units prior to December 1958
 ** Effective December 1958 and used thru tractor serial No. 11093
 *** Tractors serial No. 11094 thru 13321

ITEM	PART NO.	QUANTITY			DESCRIPTION
		*	**	***	
1	70091862	1	1	1	KNOB, control rod
2	73016289	1	-	-	ROD, control
	73023442	-	1	1	END, control rod
	70913830	1	1	1	NUT, jam, 1/2"NF
3	-----	1	1	1	VALVE ASSEMBLY, diverter (Includes items 5 thru 9)(Used prior to May 1964. Order 635840 VALVE ASSY., 2 CAP-SCREW 093059 and 3 CAPSCREW 920605 and 5 O-RING 923664)
	70635480	1	1	1	VALVE ASSEMBLY, diverter(See page 489 for parts)(Eff. May 1964)
4	70043576	1	1	1	CAPSCREW, 1/2"NF x 3-3/4"
	70904208	1	1	1	LOCKWASHER, 1/2"
5	-----	1	1	1	HOUSING, valve (Not serviced separately)
6	73016485	2	2	2	SEAL, operating plunger
7	-----	1	1	1	PLUNGER, operating (Not serviced separately)
8	70624899	2	2	2	STOP, operating plunger
9	70070467	2	2	2	CAPSCREW, 1/2"NF x 1" } 1 of each discarded after installing valve
	70904208	2	2	2	LOCKWASHER, 1/2" }
10	70624832	-	2	2	STRAP, operating plunger
11	70917648	-	2	2	PIN, control rod end
	70900806	-	2	2	PIN, cotter, 1/8" x 1"
	70910244	-	2	2	WASHER, plain, SAE std., 1/2"
12	70624939	-	1	-	LEVER ASSEMBLY, plunger control (Includes item 13)
	70624949	-	-	1	LEVER ASSEMBLY, plunger control (Includes items 13 thru 15)
13	73013909	-	2	2	BUSHING, plunger control lever
14	70208253	-	-	2	BEARING, needle, lever
15	70052662	-	-	2	SEAL, bearing lever
16	70624947	1	1	1	BRACKET ASSEMBLY, operating rod (Includes 1 PIN 921272)
	70921272	1	1	1	PIN, roll, 3/16" x 1-3/4"
17	70012992	4	4	4	CAPSCREW, 3/8"NF x 1-1/4"
	70904206	4	4	4	LOCKWASHER, 3/8"
	70910255	1	1	1	WASHER, plain, SAE std., 3/4" (lever spacing)
	70921138	1	1	1	NUT, elastic stop, 3/4"NF
18	73017015	1	-	-	SPACER, control lever
19	70624843	-	1	1	SPACER, control lever, top
20	70624844	-	1	1	SPACER, control lever, lower

(Continued)

DIVERter VALVE AND CONTROLS (Continued)

ITEM	PART NO.	QUANTITY			DESCRIPTION
		*	**	***	
21	70624937	1	1	-	TUBE ASSEMBLY, raise (Includes nuts)
22	70624936	1	1	-	TUBE ASSEMBLY, drop (Includes nuts)
23	73016322	2	2	-	CONNECTOR, drop and raise
24	73016069	2	2	-	UNION, bulkhead, tube assembly
	70921244	2	2	-	GAP, flare type, 3/4" tube (Remove when installing ripper piping)
25	70923649	2	2	-	O-RING, bulkhead union
26	70923649	5	5	5	O-RING, valve housing (1-1/4" I. D.) (Used prior to May 1964)
	70923664	5	5	5	O-RING, valve housing (1-1/2" I. D.) (Effective May 1964)
27	-----	1	1	1	VALVE ASSEMBLY, shovel control
	70920605	2	2	2	CAPSCREW, 1/2" NF x 8" (additional 3 used effective May 1964)
	70920609	5	5	5	CAPSCREW, 1/2" NF x 7-1/4" (Used prior to May 1964)
	70093059	2	2	2	CAPSCREW, 1/2" NF x 8-1/2" (Effective May 1964)
	70904208	7	7	7	LOCKWASHER, 1/2"
28	70924114	1	1	1	O-RING, flow valve plunger
29	70924091	4	4	4	O-RING, valve housing
30	-----	-	-	-	HOSE (See RIPPER PARTS LIST 70649043)

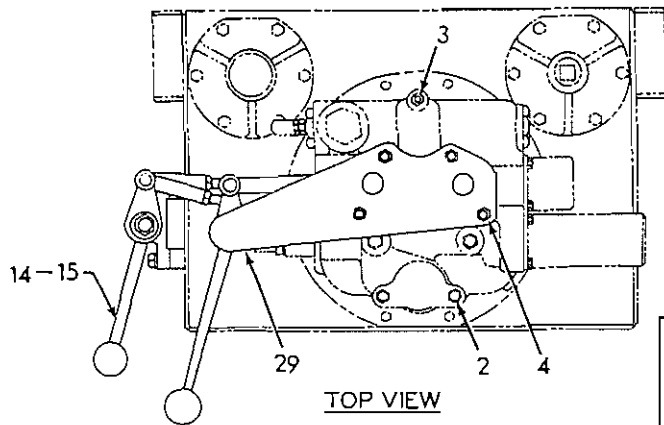


DIVERTER VALVE ASSEMBLY 635480

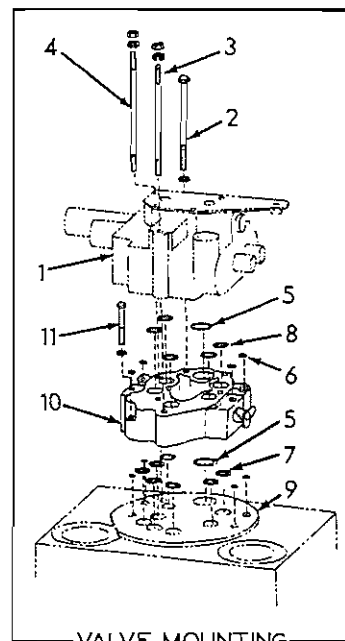
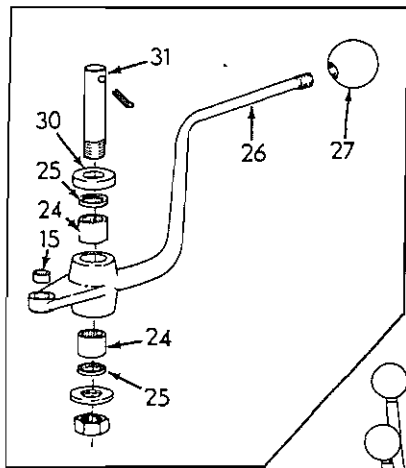
T-381207

USAGE: See pages 487 and 491

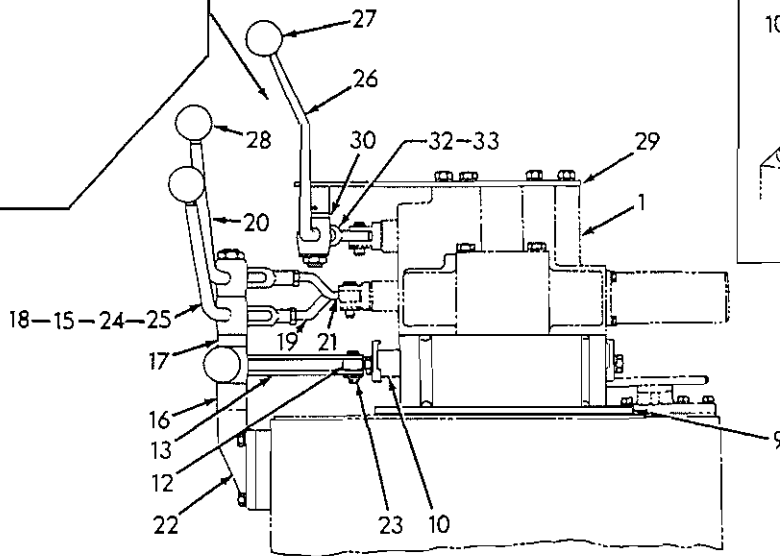
ITEM	PART NO.	QTY.	DESCRIPTION
1	-----	1	HOUSING, valve (Not serviced separately)
2	73039011	2	SEAL, oil, operating plunger
3	-----	1	PLUNGER, operating (Not serviced separately)
4	70636462	2	STOP, operating plunger
5	70070467	2	CAPSCREW, 1/2"NF x 1"
	70904208	2	LOCKWASHER, 1/2"
			} 1 less used when installed



TOP VIEW



VALVE MOUNTING



SIDE VIEW

DIVERTER VALVE AND CONTROLS (For 3-spool Valve)

T-40577

DIVERTER VALVE AND CONTROLS

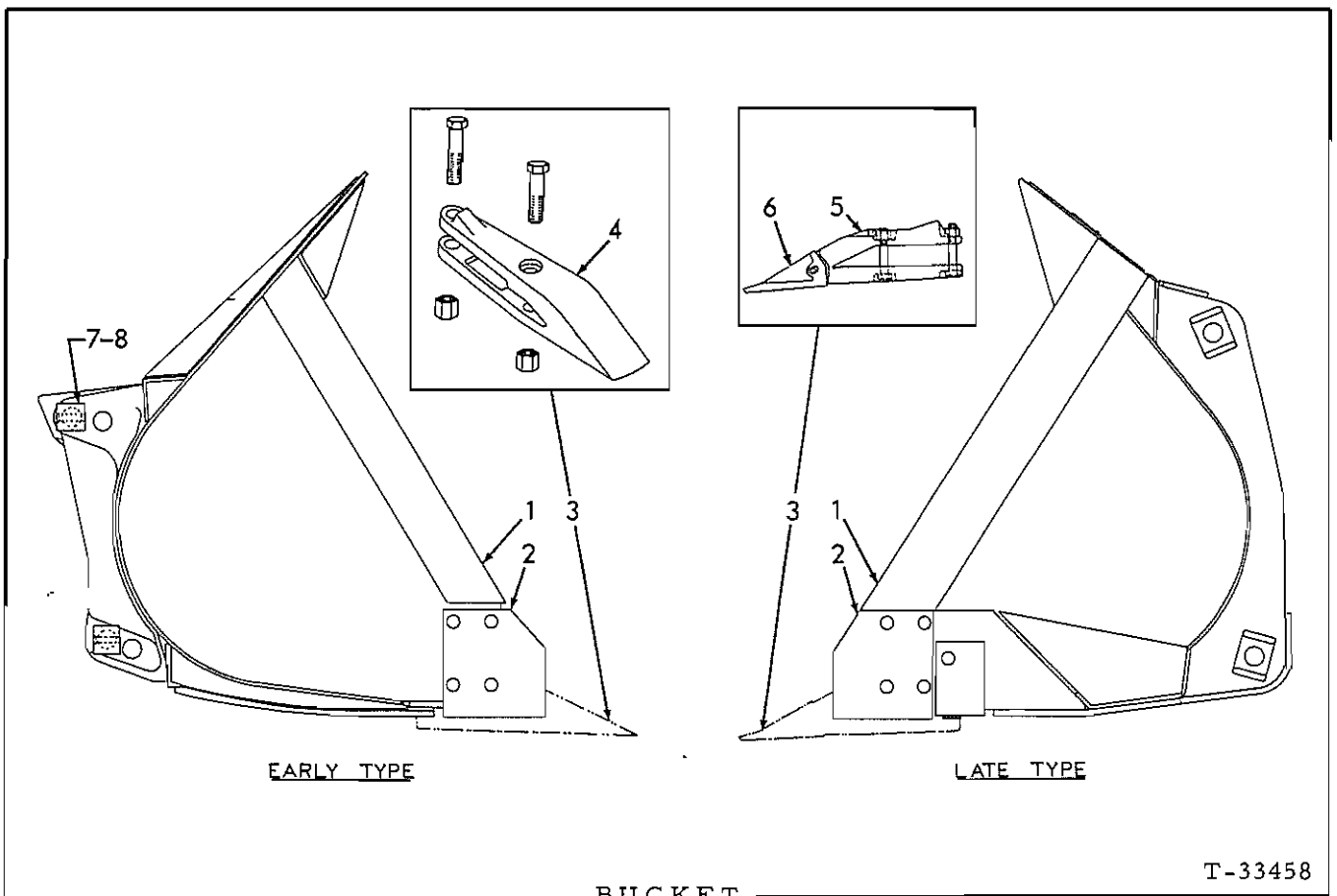
USAGE: Special Equipment. For 3-spool valve. Provides rear hydraulic outlet for operation of auxiliary equipment. Loader S/N 13322 and up.

ITEM	PART NO.	QTY.	DESCRIPTION
1	-----	1	VALVE ASSEMBLY (See HYDRAULIC TANK AND CONTROL VALVE)
2	70093059	2	CAPSCREW, 1/2"NF x 8-1/2"
3	70636694	1	STUD, 1/2"NF x 10-1/4"
4	70636693	4	STUD, 1/2"NF x 12-3/4"
	70904208	7	LOCKWASHER, 1/2"
5	70924114	2	O-RING, flow valve plunger (1-3/4" I.D.)
6	70924091	8	O-RING, valve housing (3/8" I.D.)
7	70924696	7	O-RING, valve housing (1-1/4" I.D.)
8	70924192	5	O-RING, valve housing (1-1/2" I.D.)
9	-----	-	PLATE (See TANK AND COVERS)
10	70635480	1	VALVE ASSEMBLY, diverter (See page 489 for parts)
11	70043576	1	CAPSCREW, 1/2"NF x 3-3/4"
	70904208	1	LOCKWASHER, 1/2"
12	73023442	1	END, operating plunger
	70913830	1	NUT, jam, 1/2"NF
13	70624832	2	STRAP, operating plunger end
14	70624939	1	LEVER ASSEMBLY, valve control (Includes item 15)
15	73013909	6	BUSHING, control rods and levers
16	70626406	1	SPACER, control lever
17	70635831	1	BLOCK, lever spacing
18	70625776	1	LEVER ASSEMBLY, operating, dump (Includes items 15, 24 and 25)
19	70625767	1	ROD ASSEMBLY, control, dump (Includes item 15)
	70917666	1	YOKE, rod end, adjustable, 1/2"NF
	70913830	1	NUT, jam, 1/2"NF
20	70625778	1	LEVER ASSEMBLY, operating, raise and lower (Includes items 15, 24 and 25)
21	70625769	1	ROD ASSEMBLY, control, raise and lower (Includes item 15)
	70917666	1	YOKE, rod end, adjustable, 1/2"NF
	70913830	1	NUT, jam, 1/2"NF
22	70624947	1	BRACKET ASSEMBLY, lever (Includes 1 PIN 921272)
	70921272	1	PIN, spring, 3/16" x 1-3/4"
	70915228	4	CAPSCREW, 3/8"NF x 1-1/4"
	70904206	4	LOCKWASHER, 3/8"
	70921138	1	NUT, elastic stop, 3/4"NF
23	70049993	8	PIN, operating linkage
	70900806	8	PIN, cotter, 1/8" x 1"
	70910244	5	WASHER, plain, SAE std., 1/2"
24	70208253	8	BEARING, needle, operating lever

(Continued)

DIVERter VALVE AND CONTROLS (Continued)

ITEM	PART NO.	QTY.	DESCRIPTION
25	70052662	8	SEAL, operating lever
26	70649544	1	LEVERASSEMBLY, operating (Includes item 15)
27	70090020	1	KNOB, operating lever
28	70091862	3	KNOB, operating lever
29	70635621	1	PLATE, mounting, operating lever
30	73017086	1	WASHER, operating lever
31	70635276	1	SHAFT, operating lever
	70916171	1	PIN, spring, 1/4" x 1-1/2"
	70910255	1	WASHER, plain, SAE std., 3/4"
	70921138	1	NUT, elastic stop, 3/4"NF
32	70635663	1	LINK ASSEMBLY, operating plunger (Includes item 33)
33	70049988	1	BUSHING, operating plunger link



USAGE: Loaders prior to S/N 13322

ITEM PART NO. QTY. DESCRIPTION

}	70090277	1	BUCKET ASSEMBLY, standard (First type. Includes EDGE 3024969) (Used prior to tractor No. 11094. If for tractors prior to #3158 also order items 6 and 7)
	-----	1	BUCKET ASSEMBLY, standard (Second type. Includes EDGE 625918) (Order BUCKET ASSEMBLY 626200)
	-----	1	BUCKET ASSEMBLY, narrow (Includes EDGE 3001121)(Discontinued)
	-----	1	BUCKET ASSEMBLY, rock (Includes EDGE 3024969)(Discontinued)
	-----	1	BUCKET ASSEMBLY, heavy-duty (Used prior to November 1962. Includes EDGE 625918)(Order BUCKET ASSEMBLY 626200)
	-----	1	BUCKET ASSEMBLY, light materials (Includes EDGE 3026787)(Discontinued)
1	70626200	1	BUCKET ASSEMBLY, general purpose (Includes EDGE 625918)(Effective November 1962)

(Continued)

BUCKET (Continued)

ITEM	PART NO.	QTY.	DESCRIPTION
2	73001121	1	EDGE, cutting (5/8" thick x 55-1/2" long. Flat type)(For 059796 BUCKET. Requires welding to install)
	70904396	24	RIVET, ctsk-hd., 1/2" x 1-3/4"
	73027497	1	EDGE, cutting (57-1/2" long. Flat type)(For 3027505 BUCKET. Requires welding to install)
	70911575	20	RIVET, ctsk-hd., 1/2" x 2"
	73004947	1	EDGE, cutting (75-1/2" long. Flat type)(For 075406 BUCKET. Requires welding to install)
	70911575	26	RIVET, ctsk-hd., 1/2" x 2"
	73009734	1	EDGE, cutting (77-1/4" long. Flat type)(For 3009376 BUCKET. Requires welding to install)
	70911575	18	RIVET, ctsk-hd., 1/2" x 2"
	73024969	1	EDGE, cutting (10 tooth spacing. 76" long. Standard "Arrowhead"* type)
	73039376	1	EDGE, cutting (10 tooth spacing. 76" long. Hardened "Arrowhead"* type)
	70911575	26	RIVET, ctsk-hd., 1/2" x 2"
	70625918	1	EDGE, cutting (7 tooth spacing. 79" long. "Arrowhead"* type)(For 625800, 626226 and 626200 BUCKETS. Requires welding to install)
	70911576	24	RIVET, ctsk-hd., 1/2" x 2-1/4" (6 additional required with BUCKET 626200)
	70921806	8	RIVET, ctsk-hd., 1/2" x 2-3/4" (Not used with BUCKET 626200)
	73024968	1	EDGE, cutting (10 tooth spacing. 79" long. Standard "Arrowhead"* type)
	73039375	1	EDGE, cutting (10 tooth spacing. 79" long. Hardened "Arrowhead"* type)
	70911575	26	RIVET, ctsk-hd., 1/2" x 2"
	73006088	1	EDGE, cutting (95-1/4" long. Flat type)(For 090275 BUCKET. Requires welding to install)
	70913639	28	RIVET, pan-hd., 5/8" x 1-3/4"
	73026787	1	EDGE, cutting (95-1/4" long. "Arrowhead"* type)(For 3025340 and 097987 BUCKETS. Requires welding to install)
73026966	30	RIVET, pan-hd., 1/2" x 2"	

For 090276, 090277 and 093812 BUCKET. Requires welding to install

For 625720, 097957 and 097985 BUCKETS. Requires welding to install

*"Arrowhead" cutting edge

3	73004420	10	TOOTH ASSEMBLY, standard bucket (one piece)(Consists of one tooth and hardware indented below)
	73019717	10	CAPSCREW, 1/2"NF x 2-5/8"
	73019718	10	CAPSCREW, 1/2"NF x 2-7/8"
	73019733	20	NUT, high, 1/2"NF
	73014989	10	TOOTH ASSEMBLY, standard bucket (Two piece type. For flat cutting edge only)(Includes items 4 and 5)
	73022187	10	TOOTH ASSEMBLY, heavy-duty bucket (Two piece type. For flat cutting edge only)(Includes items 4 and 5)

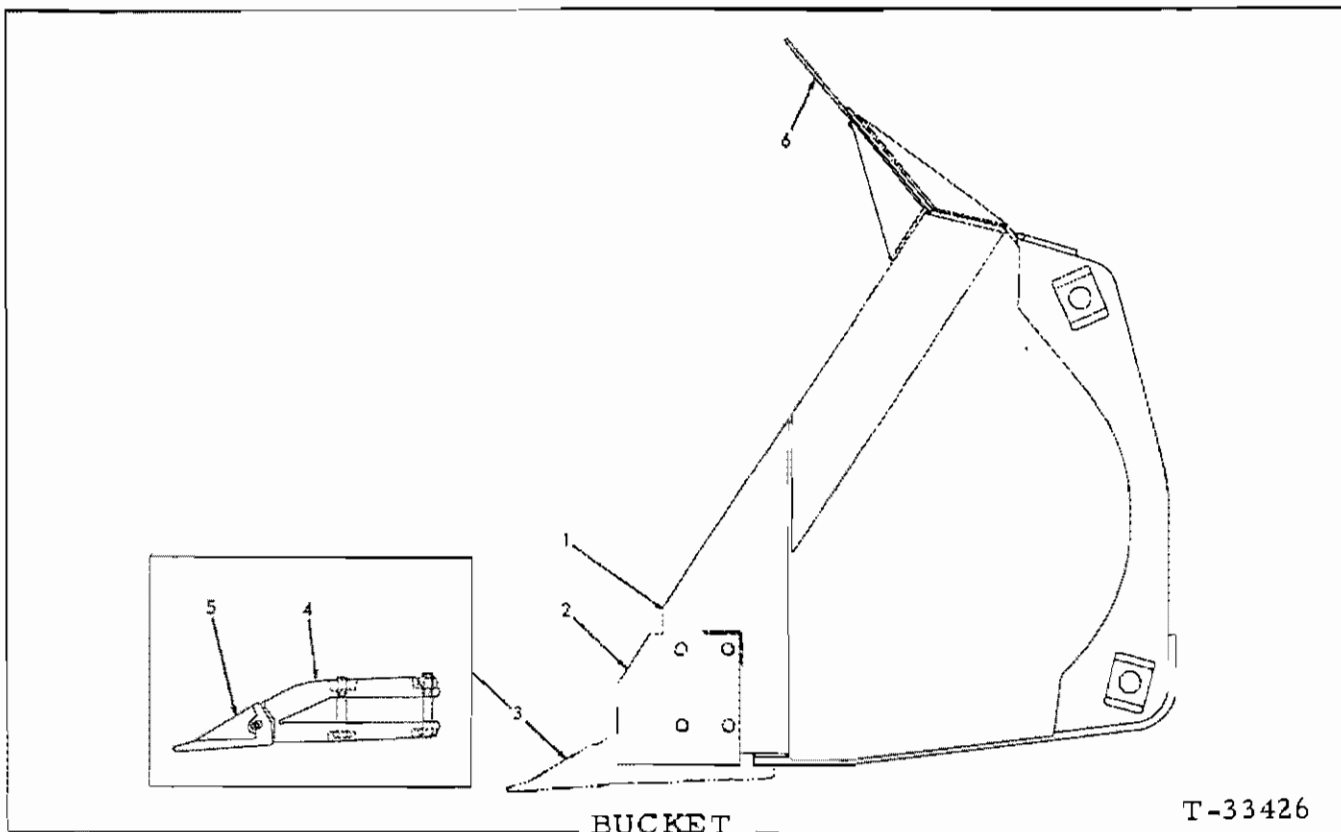
(Item 3 Continued on next page)

(Continued)

BUCKET (Continued)

ITEM	PART NO.	QTY.	DESCRIPTION
	(Item 3 Continued)		
3	73027870	10	TOOTH ASSEMBLY, standard bucket (Two piece type. For "Arrow-head" * cutting edge 3024968 and 3024969)(Includes items 4 and 5)
	73032628	7	TOOTH ASSEMBLY, standard bucket (Two piece type. For "Arrow-head" * cutting edge 625918)(Includes items 4 and 5)
	73031821	7	TOOTH ASSEMBLY, heavy-duty bucket (Two piece type. For "Arrow-head" * cutting edge 625918)(Includes items 4 and 5)
	70626223	7	TOOTH ASSEMBLY, general purpose bucket (Two piece type. For "Arrowhead" * cutting edge 625918 when used with 626200 BUCKET) (Includes items 4 and 5)
			*"Arrowhead" cutting edge.
4	73014988	1	SHANK, tooth (For tooth assembly 3014989)
	73019718	2	CAPSCREW, 1/2"NF x 2-5/8"
	73019733	2	NUT, high, 1/2"NF
	73022185	1	SHANK, tooth (For tooth assembly 3022187)
	73019718	2	CAPSCREW, 1/2"NF x 2-5/8"
	73019733	2	NUT, high, 1/2"NF
	73027869	1	SHANK, tooth (For tooth assembly 3027870)
	73027871	2	CAPSCREW, 1/2"NF x 2-5/8"
	73019733	2	NUT, high, 1/2"NF
	73032200	1	SHANK, tooth (For tooth assembly 3032628)
	73033513	2	CAPSCREW, 5/8"NF x 3-1/2"
	73033441	2	NUT, high, 5/8"NF
	73031198	1	SHANK, tooth (For tooth assembly 3031821)
	73033513	1	CAPSCREW, 5/8"NF x 3-1/2"
	73033514	1	CAPSCREW, 5/8"NF
	73033441	1	NUT, high, 5/8"NF
70626193	1	SHANK, tooth (For tooth assembly 626223)	
70034440	2	CAPSCREW, 5/8"NF x 3-1/2"	
70072366	2	NUT, high, 5/8"NF	
5	73014986	1	POINT, shank (For tooth assembly 3014989 only)
	70921454	1	PIN, roll, 1/2" x 2-3/8"
	73020853	1	POINT, shank (Not for tooth assembly 3014989)
	70921200	1	PIN, roll, 1/2" x 2-3/4" (Not used with TOOTH ASSY 626223)
	70626279	1	PIN, roll (Used with TOOTH ASSY. 626223 only)
6	73019023	4	PIN, bucket pivot
	70913743	6	WASHER, plain (Use as req'd)
7	73019625	4	PIN, pivot lock
	70900806	4	PIN, cotter, 1/8" x 1"
8	73019424	1	PIN KIT, bucket (Consists of items 6 and 7)

} See item 8



BUCKET

T-33426

USAGE: Loaders S/N 13322 and up

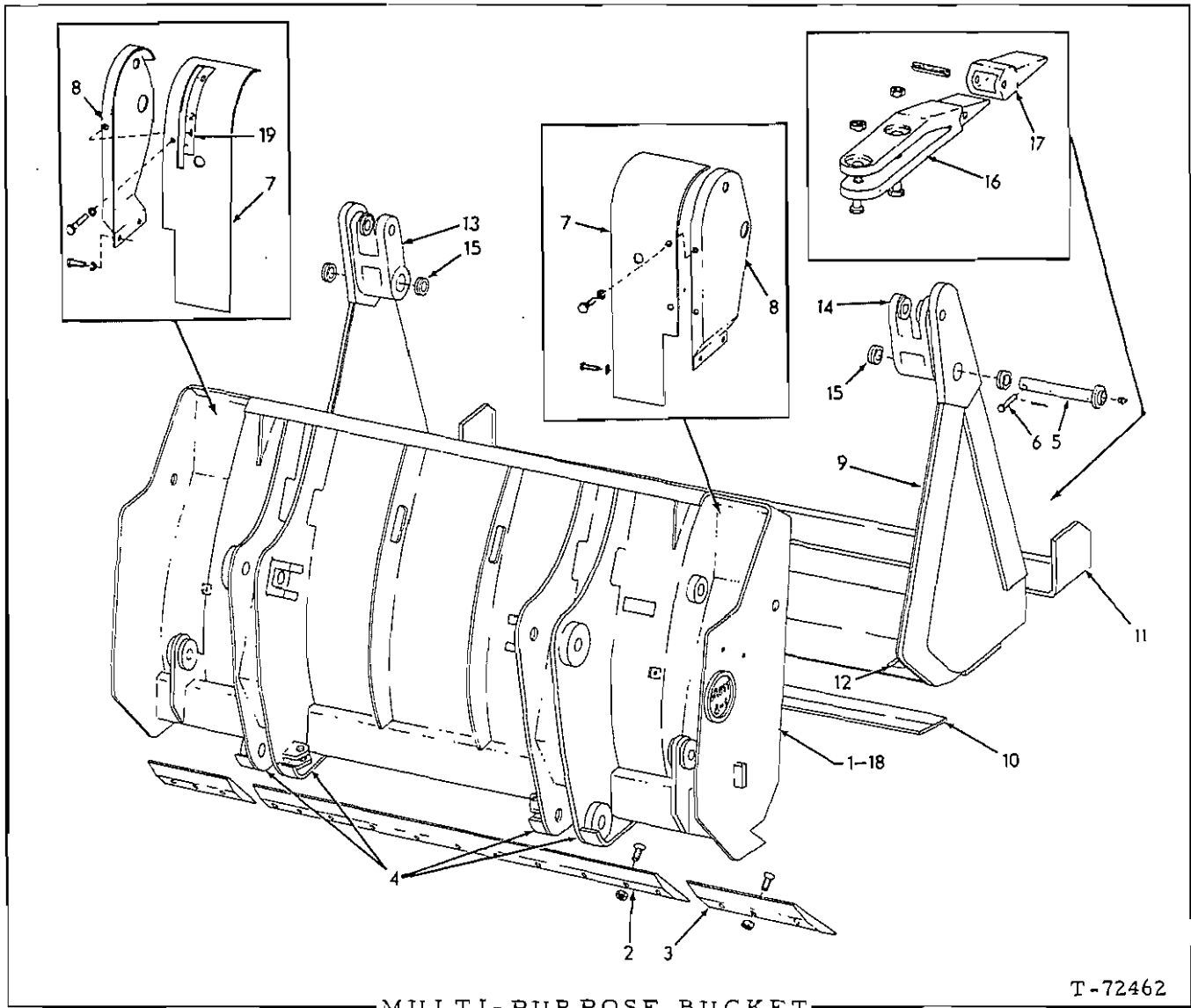
ITEM	PART NO.	QTY.	DESCRIPTION
1	-----	1	BUCKET ASSY. standard(First type. Includes EDGE 73024968)(Order BUCKET ASSY. 70675503)
	-----	1	BUCKET ASSY. standard(Second type. Includes EDGE 70675249)(Order BUCKET ASSY. 70675503)
	-----	1	BUCKET ASSY. rock(Includes EDGE 73024968)(Order BUCKET ASSY. 70675503)
	-----	1	BUCKET ASSY, heavy-duty(Used prior to November 1962. Includes EDGE 70675249)(Order BUCKET ASSY. 70675503)
	-----	1	BUCKET ASSY. light materials(Includes EDGE 73026787)(Discontinued)
	70675503	1	BUCKET ASSY. general purpose(Includes EDGE 70675249)(Effective November 1962)
2	73024968	1	EDGE, cutting(standard) } First type. 10 tooth spacing. 79"long. Not for light materials bucket. Requires welding to install
	73039375	1	EDGE, cutting(hardened) } welding to install
	70911575	26	RIVET, ctsk-hd., 1/2" x 2"
	70675249	1	EDGE, cutting(Second type. 7-tooth spacing. 79"long. Not for light materials bucket)(Requires welding to install)
	70911576	30	RIVET, ctsk-hd., 1/2" x 2-1/4"(6 less required for early buckets)
	70921806	8	RIVET, ctsk-hd., 1/2" x 2-3/4"(Not used with BUCKET 70675503)
	73026787	1	EDGE, cutting(93-3/4"long. For light materials bucket only)(Requires welding to install)
	73026966	30	RIVET, pan-hd., 1/2" x 2"

(Continued)

BUCKET (Continued)

ITEM	PART NO.	QTY.	DESCRIPTION
			NOTE: Items 3 thru 6 listed below are special equipment.
3	73027870	10	TOOTH ASSY.bucket(Includes items 4 and 5)(Used with first type standard bucket)
	73032628	7	TOOTH ASSY.bucket(Includes items 4 and 5)(Used with second type standard bucket)
	73031821	7	TOOTH ASSY.bucket(Includes items 4 and 5)(Used with heavy-duty bucket)
	70626223	7	TOOTH ASSY.bucket(Includes items 4 and 5)(Used with general purpose bucket)
4	73027869	10	SHANK, tooth(For tooth assembly 73027870)
	73027871	20	CAPSCREW, 1/2"NF x 3"
	73019733	20	NUT, high, 1/2"NF
	73032200	7	SHANK, tooth(For tooth assembly 73032628)
	73033513	14	CAPSCREW, 5/8"NF x 3-1/2"
	73033441	14	NUT, high, 5/8"NF
	73031198	7	SHANK, tooth(For tooth assembly 73031821)
	73033513	7	CAPSCREW, 5/8"NF x 3-1/2"
	73033514	7	CAPSCREW, 5/8"NF x 3-3/4"
	73033441	14	NUT, high, 5/8"NF
	70626193	7	SHANK, tooth(For tooth assembly 70626223)
	70034440	14	CAPSCREW, 5/8"NF x 3-1/2"
	70072366	14	NUT, high, 5/8"NF
5	73020853	-	POINT, shank (Order as req'd)
	70921200	-	PIN, spring, 1/2" x 2-3/4"(Not used with SHANK 70626193)
	70626279	-	PIN, spring(Used with SHANK 70626193 only)
6	70658353	1	PLATE, spill
	70035190	6	CAPSCREW, 1/2"NC x 1-1/2"
	70904208	6	LOCKWASHER, 1/2"
	70911028	6	NUT, 1/2"NC
7	70667199	8	BUSHING(1" long)
8	70670686	8	BUSHING(1-1/2" long)
9	70670273	1	KIT, bucket repair(Includes 8 BOOM PINS and item 7)
	70670274	1	KIT, bucket repair(Includes 8 BOOM PINS and item 8)
			} Special Service Parts not illustrated

NOTE: See page 499 for special multi-purpose bucket



MULTI-PURPOSE BUCKET

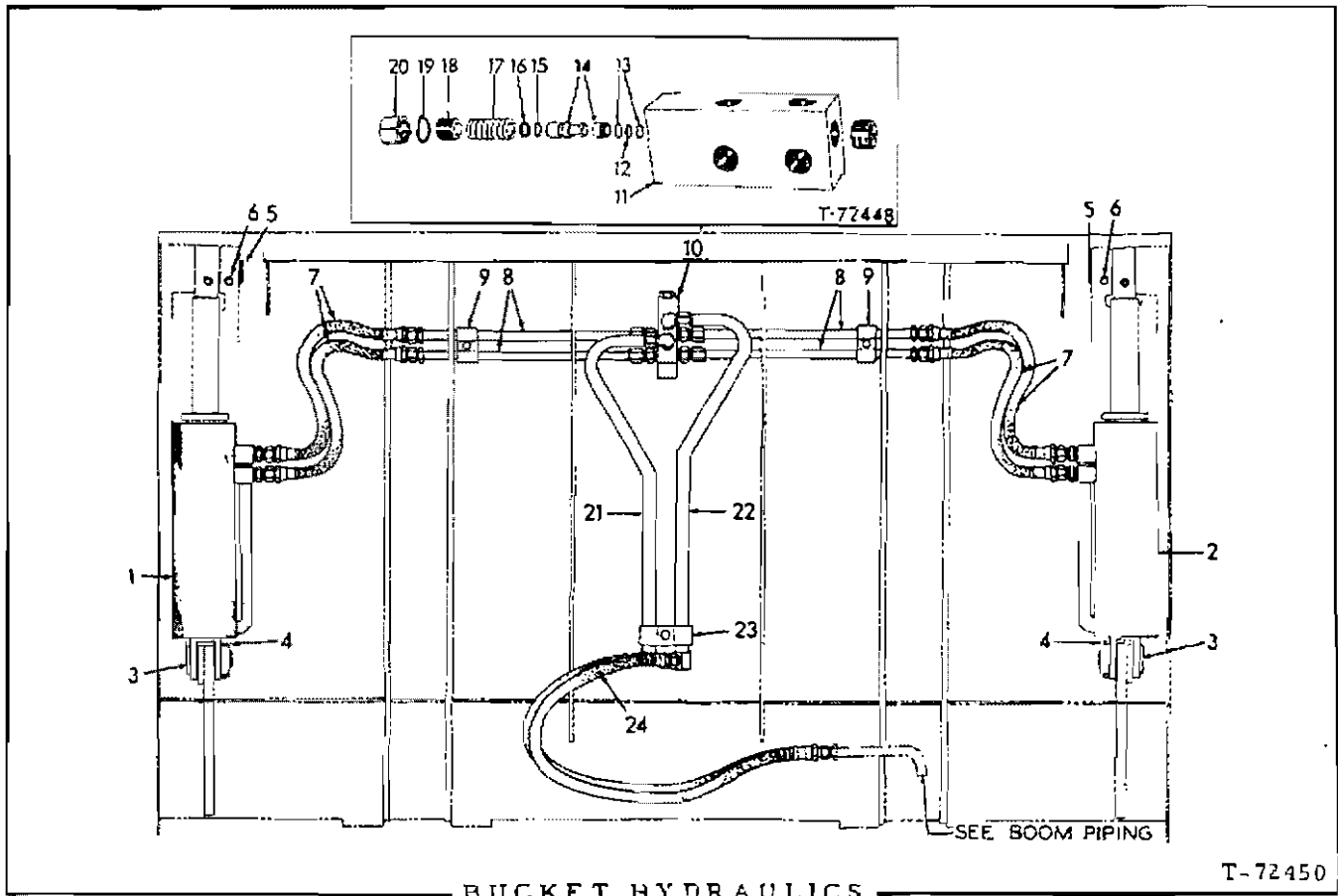
T-72462

MULTI-PURPOSE BUCKET

USAGE: Special equipment See page 496 for standard bucket. Loaders S/N 13322 and up.

ITEM	PART NO.	QTY.	DESCRIPTION
1	70654108	1	MOLDBOARD ASSEMBLY (Includes items 2 thru 4)
2	70654110	1	EDGE, moldboard cutting
	70924797	9	BOLT, plow, 3/4"NC x 2"
	70911030	9	NUT, 3/4"NC
3	70654109	2	BIT, moldboard end
	70924797	6	BOLT, plow, 3/4"NC x 2"
	70911030	6	NUT, 3/4"NC
4	70654131	4	*SHOE, moldboard skid
5	70654116	2	PIN ASSEMBLY, clam pivot (Includes FITTING indented below)
	70914465	2	FITTING, lubricating, straight, 1/8"NPT
6	70652420	2	PIN, retaining, clam pivot pin
	70900806	2	PIN, cotter, 1/8" x 1"
7	70654113	1	COVER, moldboard rear, left
	70654114	1	COVER, moldboard rear, right
	70927219	6	CAPSCREW, 1/2"NC x 3/4"
	70912441	6	LOCKWASHER, 1/2"
8	70654111	1	COVER, moldboard side, left
	70654112	1	COVER, moldboard side, right
	70921175	4	CAPSCREW, 1/2"NC x 1"
	70912441	4	LOCKWASHER, 1/2"
9	70654117	1	CLAM ASSEMBLY (Includes items 10 thru 15)
10	70653299	1	*EDGE, clam cutting
11	70653298	1	*EDGE, bucket cutting
12	70653303	2	*HOOK, clam grab
13	70653061	1	*HINGE, clam, left side
14	70653062	1	*HINGE, clam, right side
15	70653253	6	BUSHING, clam hinge
16	70654132	8	SHANK, bucket tooth
	70921597	8	CAPSCREW, 5/8"NC x 3"
	70921266	8	CAPSCREW, 5/8"NC x 3-1/4"
	70911029	16	NUT, 5/8"NC
17	70654172	8	TIP, bucket tooth
	70918245	8	PIN, spring, 1/2" x 2-1/2"
18	70654127	2	DECAL, "clean daily" (Applied to moldboard)
19	70654128	1	DECAL, clam opening indication (Applied to moldboard rear cover)

*Require welding to install



BUCKET HYDRAULICS

T-72450

USAGE: Special equipment. For units with multi-purpose bucket. Loader S/N 13322 and up.

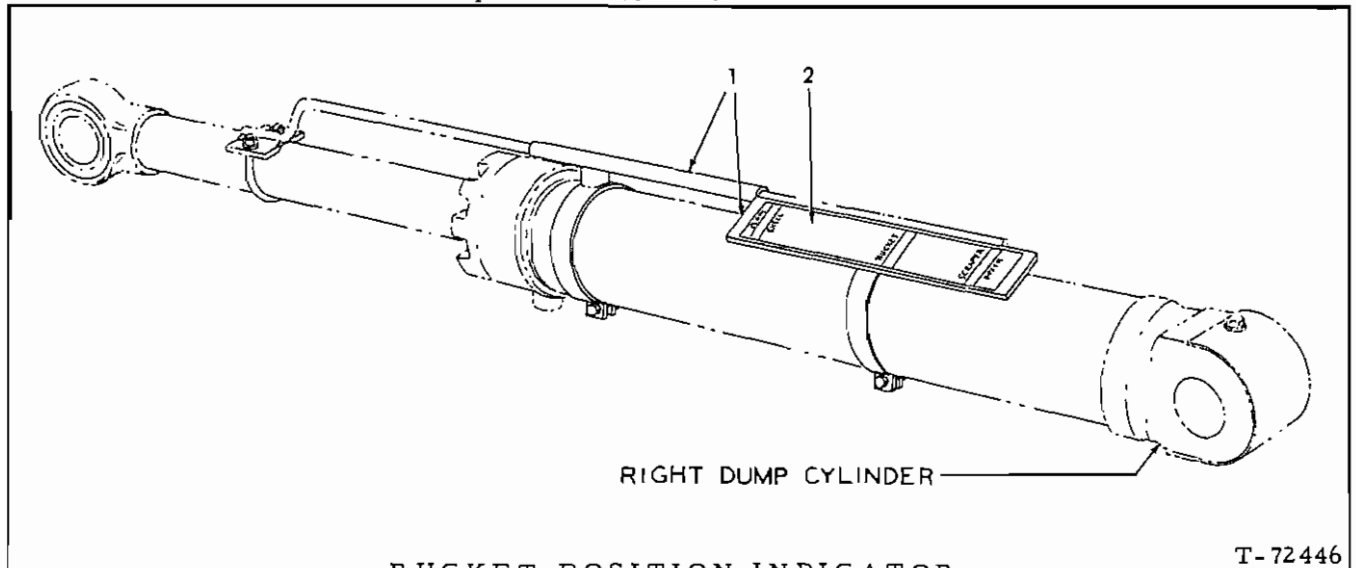
ITEM	PART NO.	QTY.	DESCRIPTION
1	70654135	1	CYLINDER ASSY., left side (Used prior to approximately April 1971)
	70679699	1	CYLINDER ASSY., left side (Effective approximately April 1971)
2	70654136	1	CYLINDER ASSY., right side (Used prior to approximately April 1971)
	70679700	1	CYLINDER ASSY., right side (Effective approximately April 1971)
3	70654115	2	PIN, clam cylinder, lower
4	70652419	2	PIN, retaining, cylinder upper pin
	70900806	2	PIN, cotter, 1/8" x 1"
5	70652891	2	PIN, clam cylinder, upper
6	70652420	2	PIN, retaining, cylinder upper pin
	70900806	2	PIN, cotter, 1/8" x 1"
7	70654126	4	HOSE, clam cylinder (See HOSE PARTS)
8	70654124	4	TUBE, horizontal
	70919472	4	CONNECTOR, flare type, 5/8" tube, 1/2" NPT male
9	70654125	2	CLAMP, supporting, horizontal tubes
	70910324	2	NUT, 3/8" NC
	70910287	2	LOCKWASHER, 3/8"
10	70654123	1	VALVE ASSY., safety (Consists of items 11 thru 20)
11	-----	1	BODY, relief valve (Not serviced separately)
	70908944	1	PLUG, hex-socket, 1/2" NPT

See page 502 and 503 for parts

(Continued)

BUCKET HYDRAULICS (Continued)

ITEM	PART NO.	QTY.	DESCRIPTION
12	70654133	1	□O-RING, relief valve seat
13	-----	2	□RING, back-up, valve seat o-ring (Order item 25)
14	-----	1	□PLUNGER ASSEMBLY, relief valve (Includes seat)(Order item 25)
15	70654033	1	□O-RING, relief valve plunger
16	70656895	1	□RING, back-up, plunger o-ring
17	70656896	1	□SPRING, relief valve
18	70656897	1	□SCREW, relief valve adjustment
19	70656898	1	□GASKET, relief valve cap
20	70656899	1	CAP, relief valve screw
21	70654119	1	TUBE, vertical, left side
	70920751	1	ELBOW, flare type, 90°, 3/4" tube, 1/2"NPT male
22	70654120	1	TUBE, vertical, right side
	70920751	1	ELBOW, flare type, 90°, 3/4" tube, 1/2"NPT male
23	70654121	1	CLAMP, supporting, vertical tubes
	70910324	1	NUT, 3/8"NC
	70910287	1	LOCKWASHER, 3/8"
24	70654118	2	HOSE, bucket lines to boom lines (See HOSE PARTS)
25	70684391	1	REPAIR KIT, valve (Includes items 12 thru 19) Components of item 25

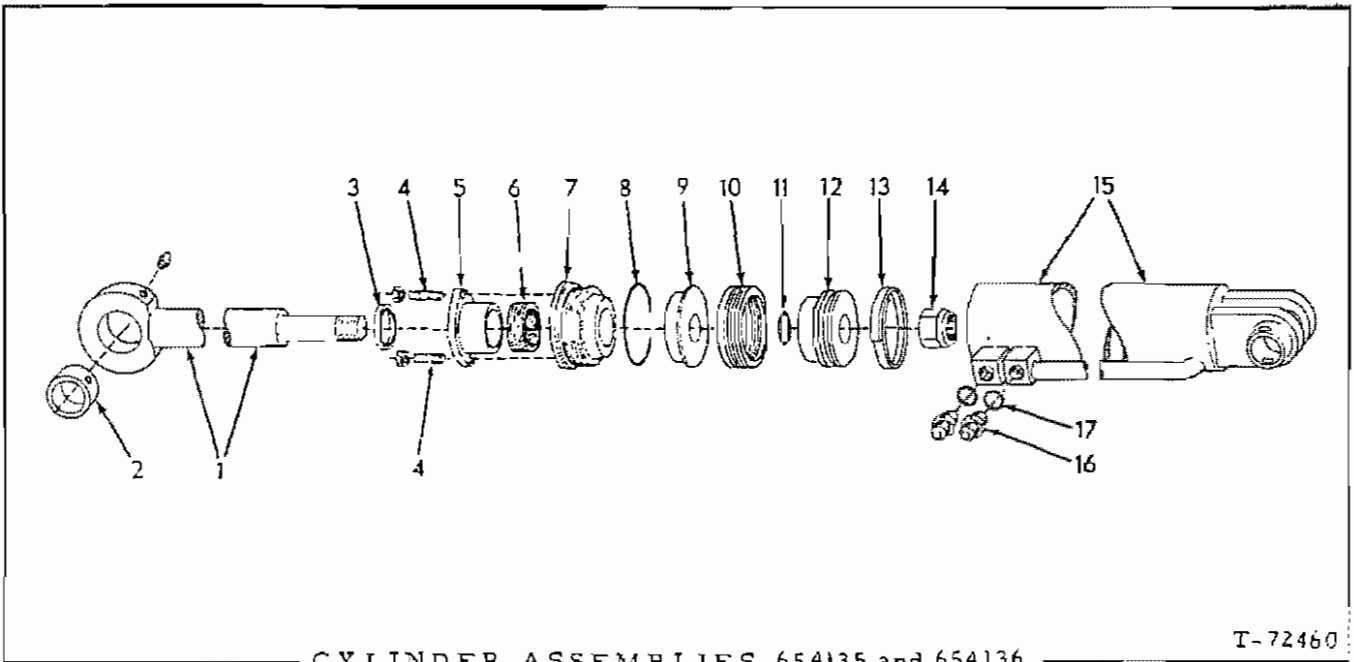


BUCKET POSITION INDICATOR

T-72446

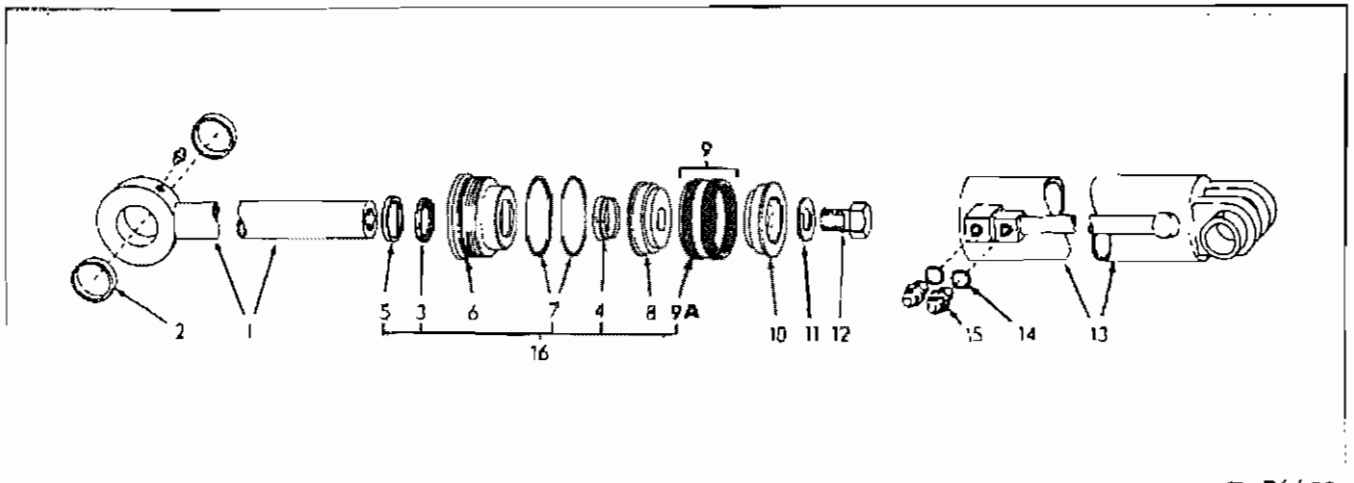
USAGE: Special equipment. For units with multi-purpose bucket. Loader S/N 13322 and up.

ITEM	PART NO.	QTY.	DESCRIPTION
1	70654130	1	TUBE ASSEMBLY, indicator rod (Includes hardware indented below) (Replaces standard TUBE ASSEMBLY 627044)
	70070960	2	CAPSCREW, 3/8"NC x 1-1/2"
	70904206	2	LOCKWASHER, 3/8"
	70911026	2	NUT, 3/8"NC
2	70654129	1	TRANSFER, position indication (2" x 12-1/2")



USAGE: See page 500. Used prior to approximately April 1971

ITEM	PART NO.	QTY.	DESCRIPTION
1	70654146	2	ROD ASSEMBLY, piston (Includes item 2)
	70914465	2	FITTING, lubricating, straight, 1/8"NPT
2	70654170	2	BUSHING, piston rod
3	70654145	2	SEAL, wiper, piston rod
4	70654155	4	STUD, packing flange
	70913528	4	NUT, self-locking, 3/8"NF
5	70654137	2	FLANGE, piston rod packing
6	70654142	2	PACKING SET, piston rod
7	70654138	2	HEAD, cylinder
8	70923818	2	O-RING, cylinder head
9	70654139	2	PISTON, upper half
10	70654141	2	PACKING SET, piston
11	70923649	2	O-RING, lower piston
12	70654140	2	PISTON, lower half
13	70654134	2	RING, wear, lower piston
14	70917776	2	NUT, piston rod (1-1/4"NF)
15	70654143	1	TUBE, left cylinder
	70654144	1	TUBE, right cylinder
16	70923080	4	CONNECTOR, hydraulic line (Includes item 17)
17	70921349	4	O-RING, hydraulic line connector

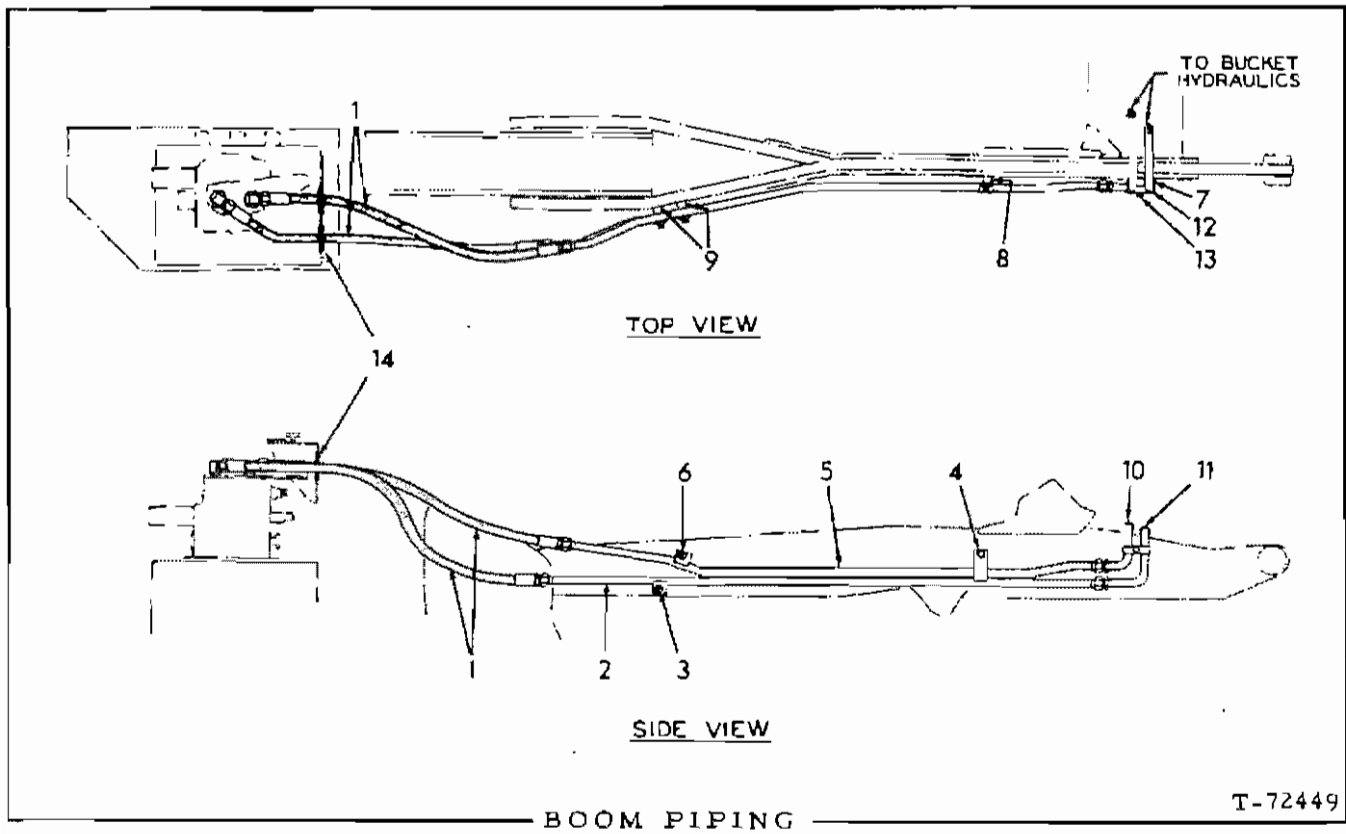


CYLINDER PARTS

T-76652

USAGE: See page 500, Effective approximately April 1971

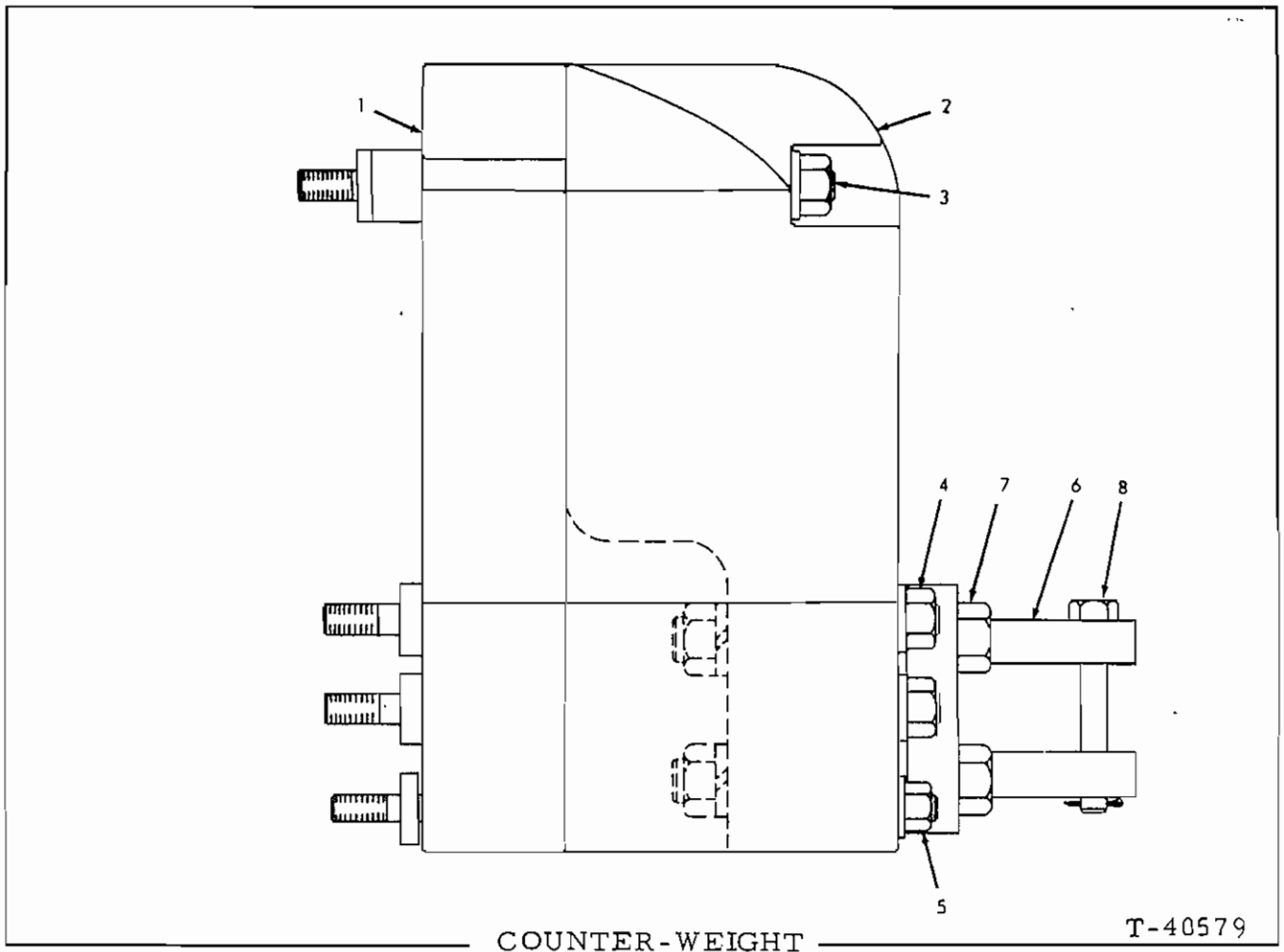
ITEM	PART NO.	QTY.	DESCRIPTION
			NOTE: Quantities indicated are for one (1) cylinder only.
-	{ 70679699	1	CYLINDER ASSY., left (Includes items 1 thru 15)
	{ 70679700	1	CYLINDER ASSY., right (Includes items 1 thru 15)
1	70680142	1	ROD ASSY., piston (Includes item 2)
	70914465	1	FITTING, lubrication, 1/8"NPT
2	70682585	1	BUSHING, piston rod
3	70680136	1	SEAL, cylinder head
4	70680135	1	WIPER, rod seal, rear
5	70684344	1	WIPER, rod, front
6	70680131	1	HEAD, cylinder
	70900551	1	SCREW
7	70680138	1	RING, back-up, cylinder head
	70923818	1	O-RING, cylinder head
8	70680133	1	PISTON
9	70680134	1	PACKING SET, piston (Includes item 9A and center ring which is not serviced separately)
9A	70684345	2	PACKING
10	70680132	1	PISTON
11	70928448	1	WASHER, plain, piston retaining
12	70928421	1	CAPSCREW, 1-1/4" Std. x 2-1/2", piston retaining
13	{ 70680129	1	TUBE, left cylinder
	{ 70680130	1	TUBE, right cylinder
14	70921349	2	O-RING, hydraulic line connector
15	70923080	2	CONNECTOR, hydraulic line (Includes item 14)
16	70684400	1	REPAIR KIT, cylinder (Consists of items 3, 4, 5, 7 and 9A)



USAGE: Special equipment. For units with multi-purpose bucket or other power-operated attachment.

ITEM	PART NO.	QTY.	DESCRIPTION
1	70653767	2	HOSE, boom piping (See HOSE PARTS)
	70921227	2	ELBOW, adjustable, 90°, flare type, 1" tube, 1-5/16" straight male thread (Includes washer, nut and O-RING 921214)
2	70653768	1	TUBE ASSEMBLY, boom piping rear section (Includes nuts)
3	70614478	1	CAPSCREW, 1/2"NF x 1-3/8"
4	70035018	2	CAPSCREW, 1/2"NF x 1-1/2"
	70904208	2	LOCKWASHER, 1/2"
	70064531	2	WASHER, plain
5	70653769	1	TUBE ASSEMBLY, boom piping, rear section, upper (Includes nuts)
6	70614478	1	CAPSCREW, 1/2"NF x 1-3/8"
	70904208	1	LOCKWASHER, 1/2"
	70064531	1	WASHER, plain
7	70645610	1	CLAMP, boom front tubes
8	70065784	1	BLOCK, tapped, boom rear tubes
9	70637405	2	BLOCK, tapped, boom rear tubes
10	70653772	1	TUBE, boom piping, front section, upper
11	70653771	1	TUBE, boom piping, front section, lower
12	70645609	1	CLAMP, front boom tubes
13	70035018	1	CAPSCREW, 1/2"NF x 1-1/2"
	70904208	1	LOCKWASHER, 1/2"
14	70669725	2	STRIP, hose protecting (rubber)

} Require welding to boom



COUNTER-WEIGHT

T-40579

USAGE: Special equipment

ITEM	PART NO.	QTY.		DESCRIPTION	
		*	**		
1	70635667	-	1	COUNTER-WEIGHT, inner	
2	70635682	1	1	COUNTER-WEIGHT, outer	
3	70635112	2	-	STUD(7/8" x 10")	} Units without ROPS
	70635668	-	2	STUD(7/8" x 14-3/8")	
	70678884	2	-	STUD(7/8" x 11-11/16")	
4	70678885	-	2	STUD(7/8" x 15-11/16")	} Units with ROPS
	70635685	4	-	STUD(7/8" x 13-1/8")	
	70635675	-	4	STUD(7/8" x 17-1/8")	
5	70678886	4	-	STUD(7/8" x 14-9/16")	} Units without ROPS
	70678887	-	4	STUD(7/8" x 18-9/16")	
	70678888	2	-	STUD(3/4" x 18-5/16")	
5	70636759	6	6	WASHER, plain	} Units with ROPS
	70911031	6	6	NUT, 7/8"NC	
	70635683	2	-	STUD(3/4" x 12-7/8")	
	70635674	-	2	STUD(3/4" x 16-7/8")	
	70678889	-	2	STUD(3/4" x 14-5/16")	
	70677012	2	2	WASHER, plain	
	70911030	2	2	NUT, 3/4"NC	

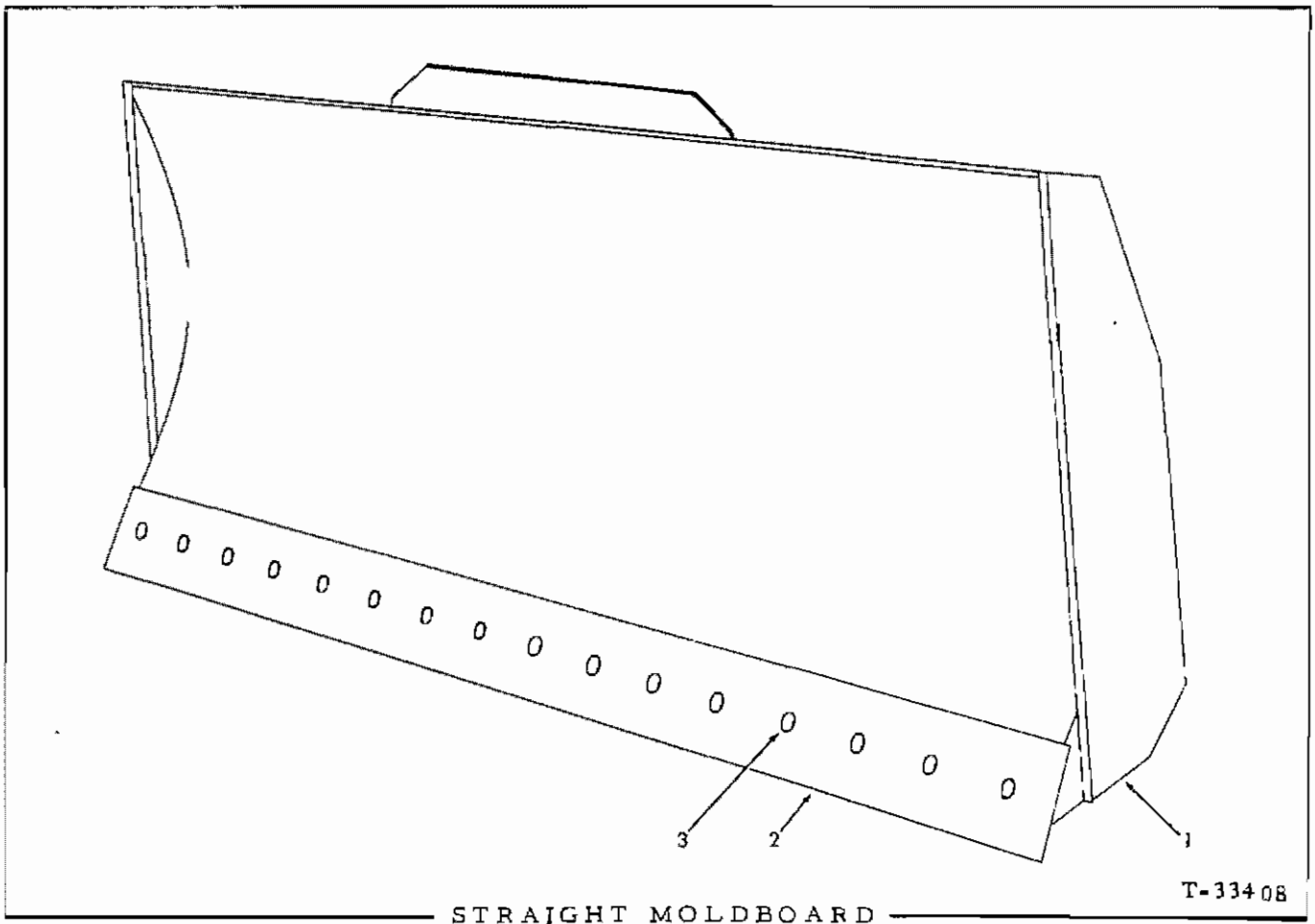
(Continued)

COUNTER-WEIGHT (Continued)

ITEM	PART NO.	QTY.		DESCRIPTION
		*	**	
6	70635680	1	1	PLATE, drawbar
7	70926692	4	4	CAPSCREW, 1-1/4"NF x 8"
	70914730	4	4	LOCKWASHER, 1-1/4"
	70913097	4	4	NUT, 1-1/4"NF
8	70053476	1	1	PIN
	70901348	1	1	PIN, cotter, 3/8"NC x 2-1/2"

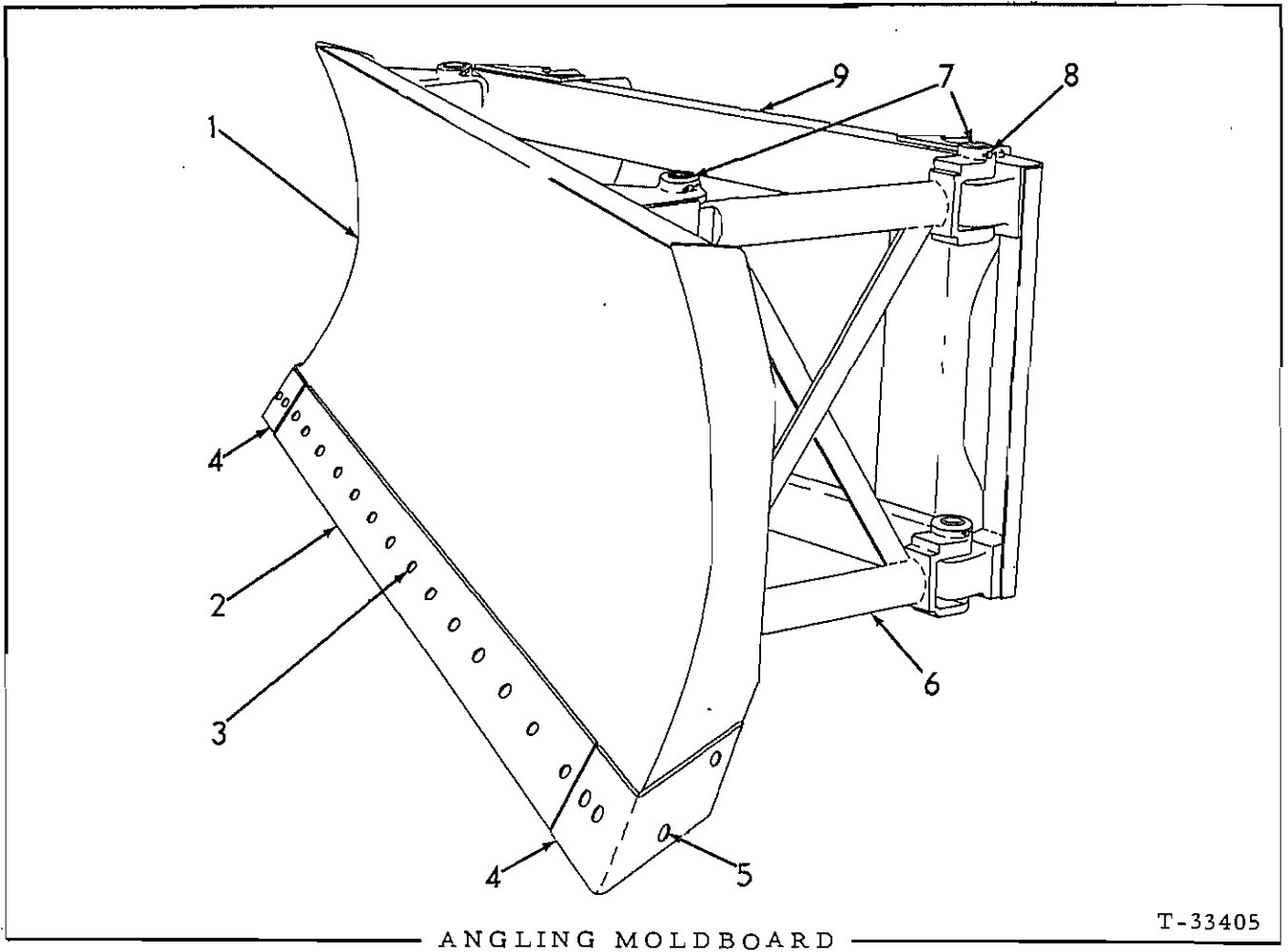
MEMO

505B



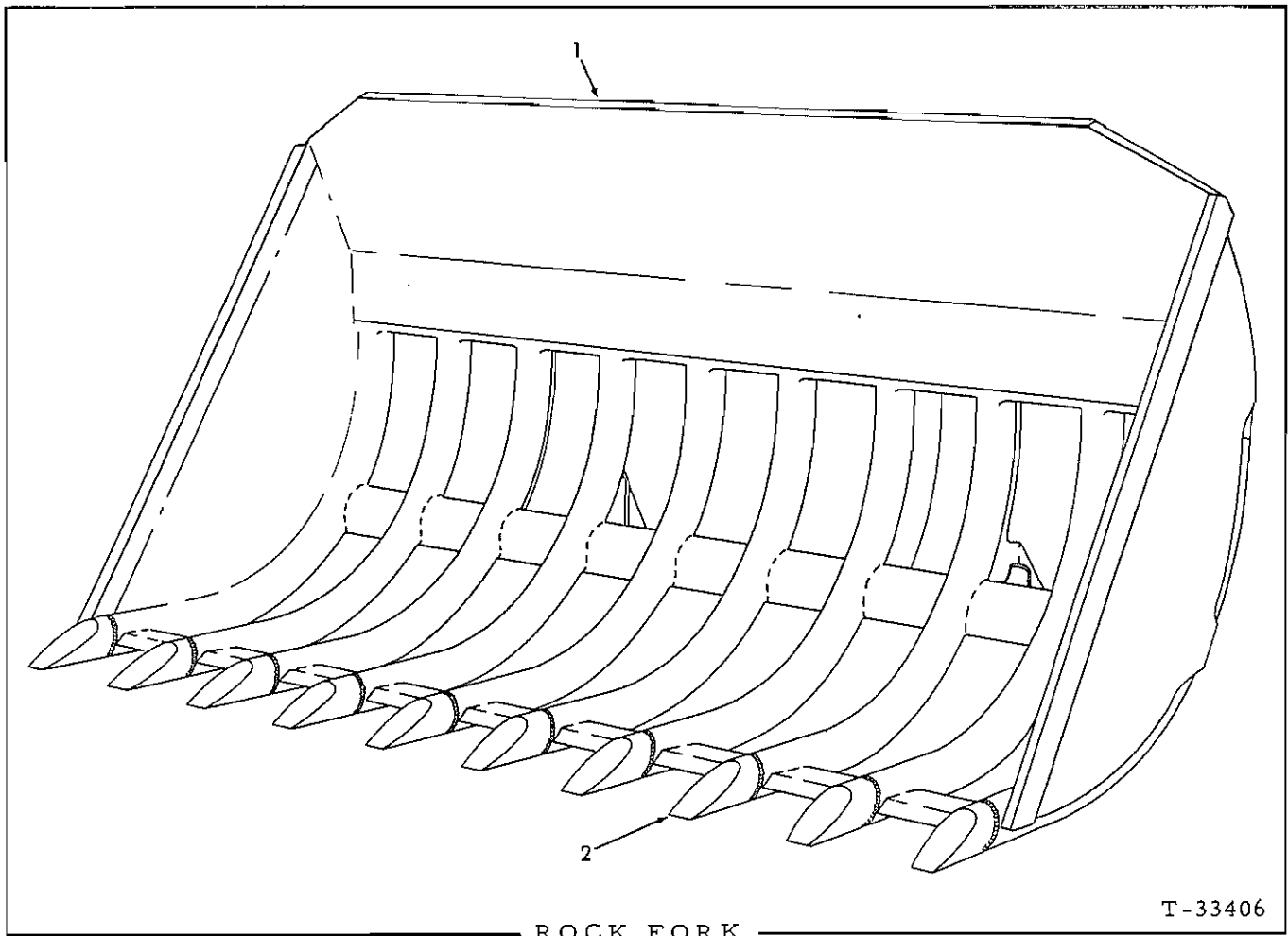
USAGE: Special equipment

ITEM	PART NO.	QTY.		DESCRIPTION
		*	**	
				* 76" Moldboard ** 96" Moldboard
1	70097949	1	-	MOLDBOARD ASSEMBLY (Includes items 2 and 3)
	70097956	-	1	MOLDBOARD ASSEMBLY (Includes items 2 and 3)
2	73001417	1	-	EDGE, cutting
	73001683	-	1	EDGE, cutting
3	70617125	13	16	BOLT, plow, 5/8"NC x 2"
	70904209	13	16	LOCKWASHER, 5/8"
	70911029	13	16	NUT, 5/8"NC



USAGE: Special equipment

ITEM	PART NO.	QTY.	DESCRIPTION
1	70625655	1	MOLDBOARD ASSEMBLY (Includes items 2 thru 5)
2	70625648	1	EDGE, cutting
3	70617125	14	BOLT, plow, 5/8"NC x 2"
	70904209	14	LOCKWASHER, 5/8"
	70911029	14	NUT, 5/8"NC
4	70625649	1	BIT, left end
	70625650	1	BIT, right end
5	70617125	8	BOLT, plow, 5/8"NC x 2"
	70904209	8	LOCKWASHER, 5/8"
	70911029	8	NUT, 5/8"NC
6	70625660	1	STRUT, moldboard
7	70625656	6	PIN, moldboard pivot
8	73001621	6	PIN, retaining, moldboard
	70900806	6	PIN, cotter, 1/8" x 1"
9	73003302	1	FRAME, moldboard mounting (Used prior to tractor #11094)
	70625624	1	FRAME, moldboard mounting (Effective with tractor #11094 and up)

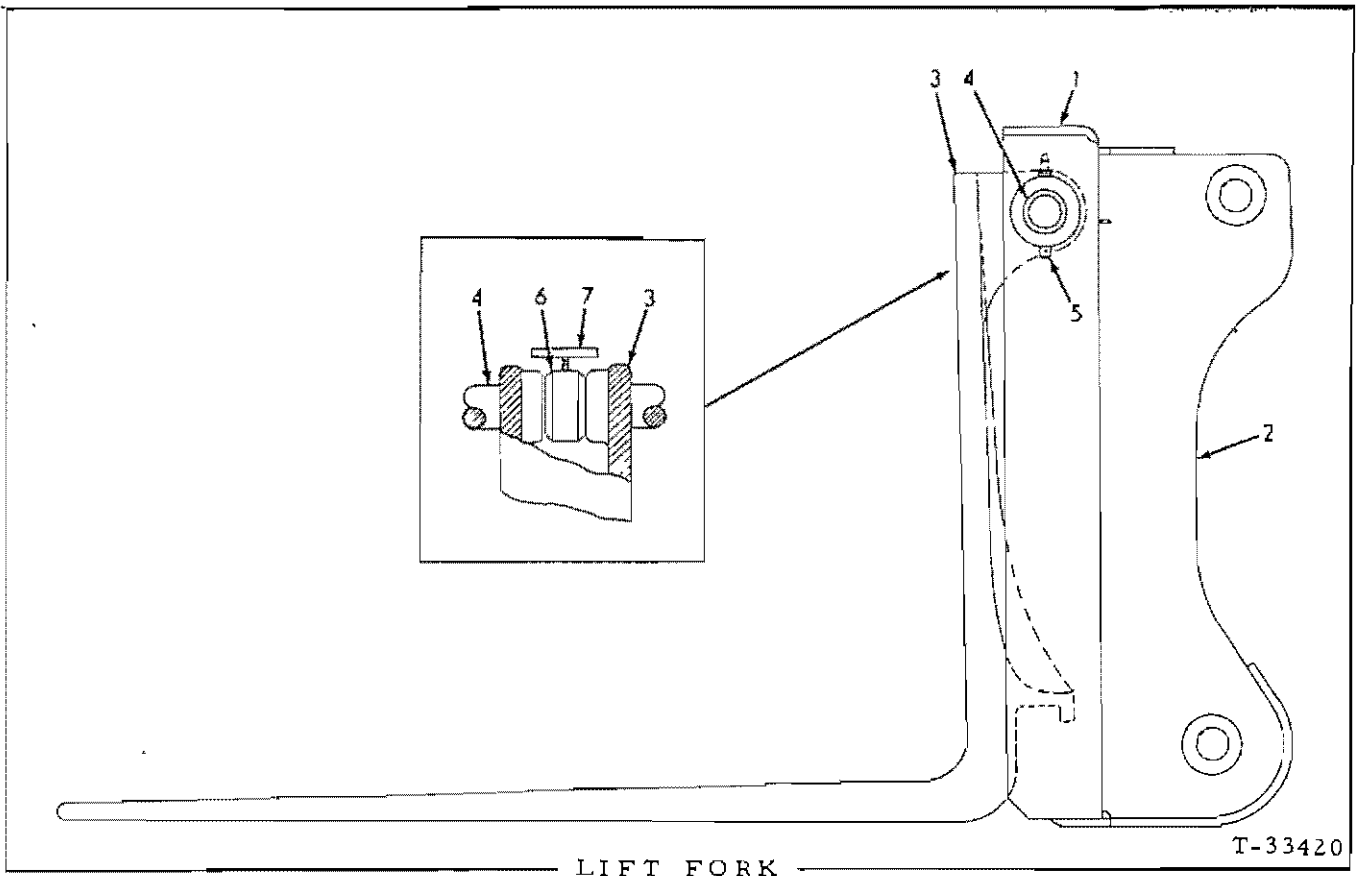


ROCK FORK

T-33406

USAGE: Special equipment

ITEM	PART NO.	QTY.	DESCRIPTION
1	70097989	1	ROCK FORK ASSEMBLY (3" spacing. 14 teeth)(Includes item 2)
	70097990	1	ROCK FORK ASSEMBLY (4" spacing. 12 teeth)(Includes item 2)
	70097991	1	ROCK FORK ASSEMBLY (5" spacing. 11 teeth)(Includes item 2)
	70097992	1	ROCK FORK ASSEMBLY (6" spacing. 10 teeth)(Includes item 2)
	70097993	1	ROCK FORK ASSEMBLY (7" spacing. 9 teeth. (Includes item 2)
	70097994	1	ROCK FORK ASSEMBLY (8-1/4" spacing. 8 teeth)(Includes item 2)
2	73003042	as req'd.	TOOTH, rock fork (Requires welding to install)



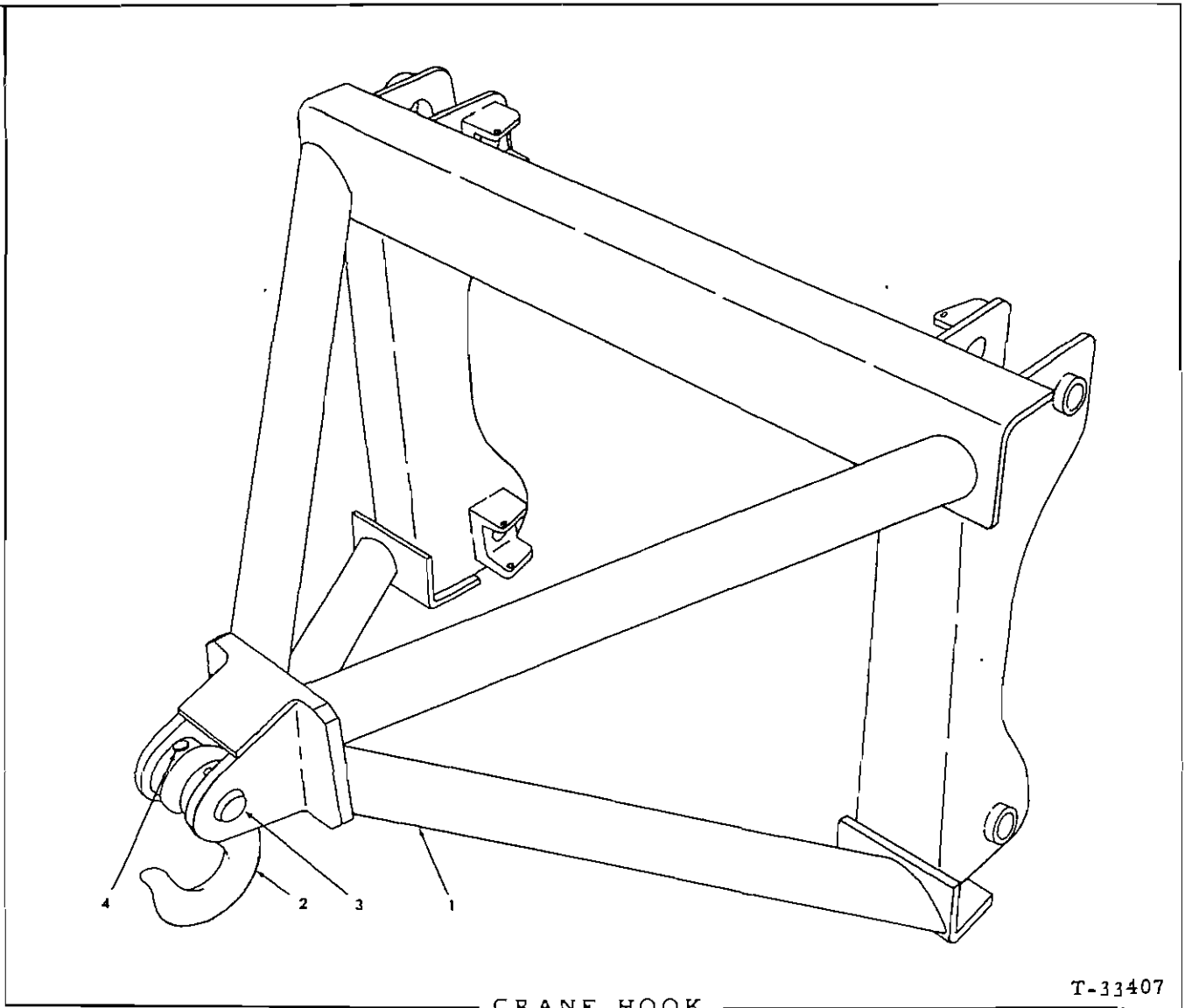
T-33420

LIFT FORK

USAGE: Special equipment, Production discontinued.

* Fixed tines.
 ** Adjustable tines

ITEM	PART NO.	QTY.		DESCRIPTION
		*	**	
1	70097996	1	-	LIFT FORK ASSEMBLY (Includes items 2 thru 5)
	70097997	-	1	LIFT FORK ASSEMBLY (Includes items 2 thru 7)
2	70626412	1	-	FRAME, lift fork
	70626421	-	1	FRAME, lift fork
3	73017914	2	-	FORK, lift
	73017913	-	2	FORK, lift
4	73012546	2	-	PIN, fork supporting
	73024317	-	2	BAR, fork supporting
5	73001622	2	1	PIN, retaining
	70900806	2	1	PIN, cotter, 1/8" x 1"
6	73003508	-	2	SPACER, supporting bar
7	73002629	-	2	SCREW ASSEMBLY, spacer locking (Includes T-handle)



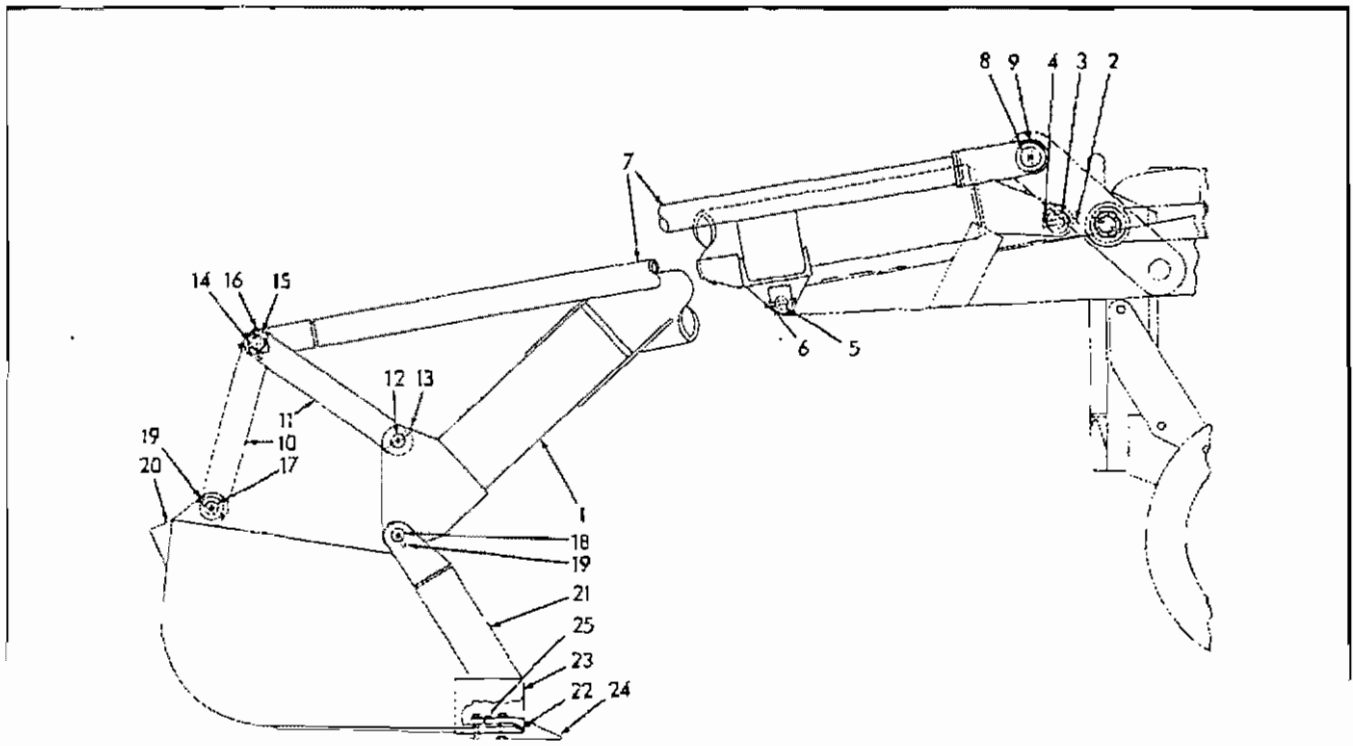
CRANE HOOK

T-33407

USAGE: Special equipment. Production discontinued

ITEM	PART NO.	QTY.	DESCRIPTION
1	-----	1	FRAME (Not serviced)
2	73003458	1	HOOK, lifting, crane
3	73004830	1	PIN, pivot, hook
4	73001621 70900806	1 1	PIN, retaining PIN, cotter, 1/8" x 1"

MEMO



T-71949

TRENCH HOE

USAGE: Special Equipment. Production Discontinued

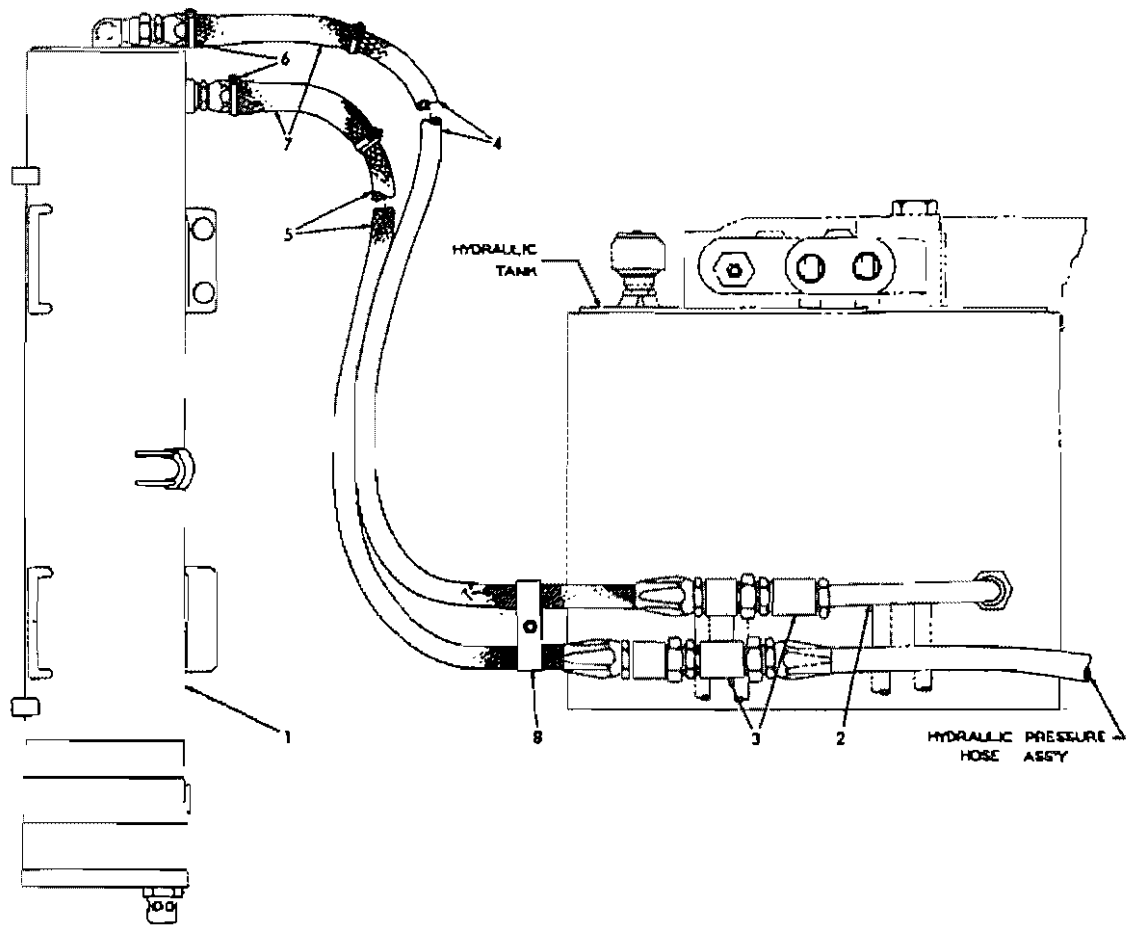
* Used prior to Trench Hoe #673 excluding Nos. 633, 646, 648 thru 654, 656, 658 thru 664, 666, 667 and 671
 ** Effective with Trench Hoe #673 including Nos. 633, 646, 648 thru 654, 656, 658 thru 664, 666, 667 and 671

ITEM	PART NO.	QTY.		DESCRIPTION
		*	**	
1	73004343	1	1	BOOM, trench hoe
2	73021751	2	2	LUG, boom pivot (Requires welding to shovel boom)
3	73004399	2	2	PIN, boom attaching, rear
4	73001621	2	2	PIN, retaining, rear boom pin
	70900806	2	2	PIN, cotter, 1/8" x 1"
5	73003921	2	-	PIN, boom attaching, front
	73019023	-	2	PIN, boom attaching, front
	70913743	-	1	WASHER, plain (Use as req'd)
6	73001621	2	-	PIN, retaining, front boom pin
	73019625	-	2	PIN, retaining, front boom pin
	70900806	2	2	PIN, cotter, 1/8" x 1"
7	73004350	2	-	STRUT, dump
	73019954	-	2	STRUT, dump
	70914465	2	2	FITTING, lubricating, straight, 1/8"NPT

(Continued)

TRENCH HOE (Continued)

ITEM	PART NO.	QTY. * **	DESCRIPTION
8	73004372 70914465	2 2 2 2	PIN, pivot, strut FITTING, lubricating, straight, 1/8"NPT
9	73001622 70900806	2 2 2 2	PIN, retaining, strut pivot pin PIN, cotter, 1/8" x 1"
10	{ 73004353 73019955	2 - - 2	LINK, bucket pivot, front LINK, bucket pivot, front
11	{ 73004352 73019950	2 - - 2	LINK, bucket pivot, rear LINK, bucket pivot, rear
12	73004373 70914465	2 2 2 2	PIN, rear link FITTING, lubricating, straight, 1/8"NPT
13	73001621 70900806	2 2 2 2	PIN, retaining, rear link pin PIN, cotter, 1/8" x 1"
14	73004371	1 1	SPACER, dump linkage
15	73004370	1 1	PIN, retaining, dump linkage
16	73001621 70900806	1 1 1 1	PIN, retaining, dump linkage pin PIN, cotter, 1/8" x 1"
17	73001914 70914465	1 1 1 1	PIN, bucket, front FITTING, lubricating, straight, 1/8"NPT
18	73004373 70914465	2 2 2 2	PIN, bucket, rear FITTING, lubricating, straight, 1/8"NPT
19	73001621 70900806	3 3 3 3	PIN, retaining, bucket pin PIN, cotter, 1/8" x 1"
20	{ 73004368 73004511	1 1 1 1	BUCKET ASSEMBLY (25" wide)(Includes items 21 and 22) BUCKET ASSEMBLY (31" wide)(Includes items 21, 22 and 23)
21	{ 73004362 73004363	1 1 1 1	BAR, reinforcing, left side BAR, reinforcing, right side
			} Requires welding to install
22	{ 73005305 73004507	1 1 1 1	EDGE, cutting (3/4" thick. 25" wide)(Used with BUCKET ASSY. 3004368)(Requires welding to install) EDGE, cutting (31" wide)
			} Used with BUCKET ASSY. 3004511. Requires welding to install
23	73004735	2 2	BIT, end
24	{ 73003110 70912921 70904208 73001707 70915247 70904208 70910325	4 4 8 8 8 8 4 4 8 8 8 8 8 8	TOOTH ASSEMBLY (Consists of one tooth and hardware indented below)(Used with 1/2" thick cutting edge. Two additional required on early units) BOLT, plow, 1/2"NC x 2-1/4" (Includes nut) LOCKWASHER, 1/2" TOOTH ASSEMBLY (Consists of one tooth and hardware indented be- low)(Used with 3/4" thick cutting edge) BOLT, plow, 1/2"NC x 3" LOCKWASHER, 1/2" NUT, 1/2"NC
			} 4 additional requir- ed on early units.
25	73005310	4 4	SPACER, tooth (Used with TOOTH ASSY. 3001707 only)



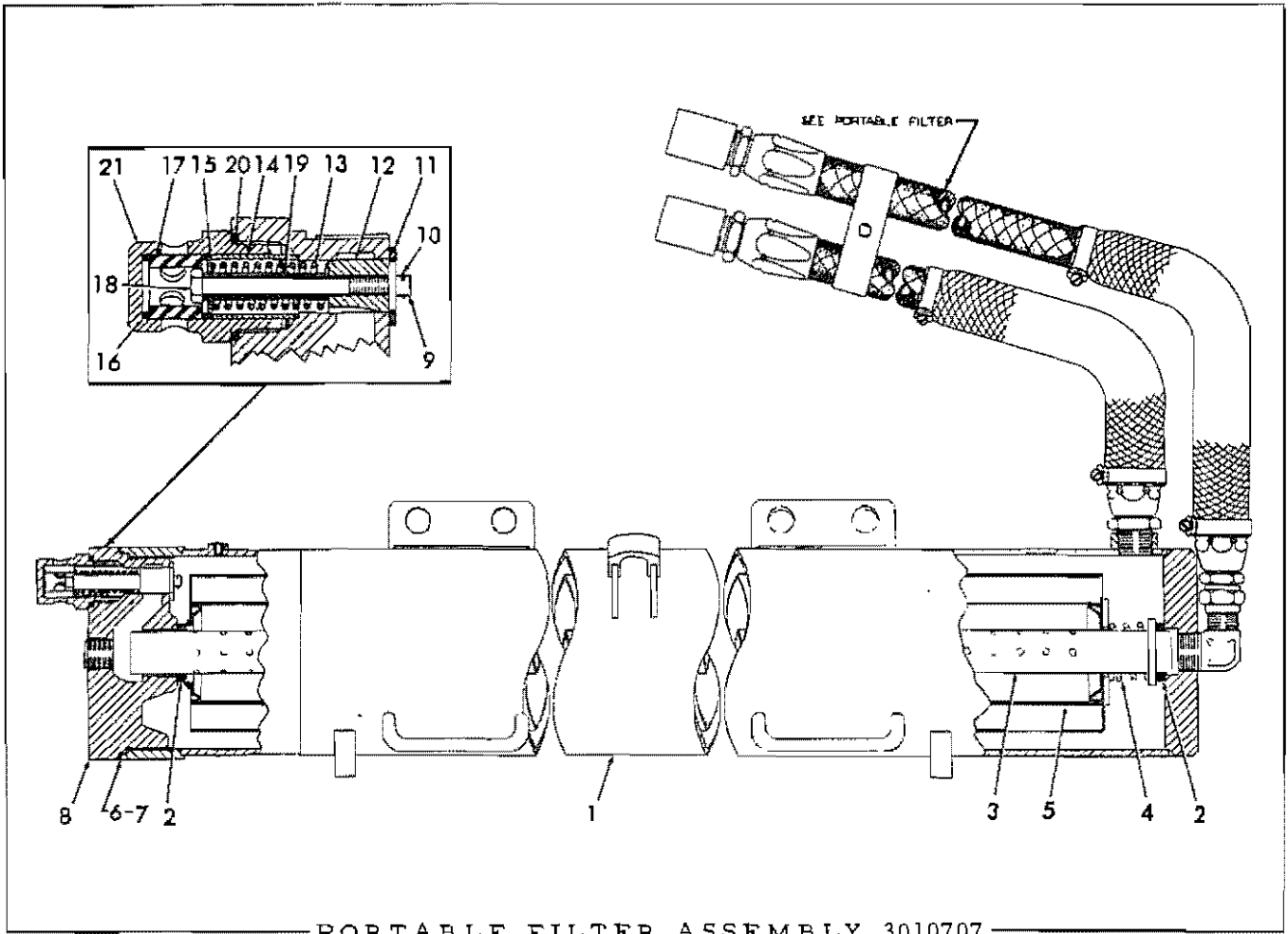
SHOVEL PORTABLE FILTER

T-33421

SHOVEL PORTABLE FILTER

USAGE: Special equipment. For reconditioning shovel hydraulic system fluid

ITEM	PART NO.	QTY.	DESCRIPTION
1	73010707	1	FILTER ASSEMBLY, hydraulic oil (See page 517 for parts)(See item 10)
2	73017816	1	TUBE ASSEMBLY, filter hose to hydraulic tank (Includes nut) } See
	70919064	1	CONNECTOR, flare type, 1" tube, 1"NPT male } item 9
3	73004141	2	COUPLING, tube to hose (See item 10)
4	73010972	1	HOSE ASSEMBLY, filter to hydraulic tank (See page 6 for parts)(Also includes 2 CLAMP 921913 and 1 GUARD 3011715)(See item 10)
5	73010979	1	HOSE ASSEMBLY, filter to pressure line (See page 6 for parts)(Also includes 2 CLAMP 921913 and 1 GUARD 3011715)(See item 10)
6	70921913	4	CLAMP, hose (1-13/16" to 2-3/4" diam.)
7	73011715	2	GUARD, hose protecting
8	73011114	2	CLAMP, hose (See item 10)
	70916381	1	CAPSCREW, 3/8"NF x 3/4"
	70904206	1	LOCKWASHER, 3/8"
	70910123	1	NUT, 3/8"NF
9	73017869	-	PIPING AND ADAPTER KIT (Consists of TUBE ASSEMBLY 3017816 and CONNECTOR 919064. One (1) kit required per tractor)
10	73012166	-	FILTER KIT, hydraulic system fluid (Consists of items 1, 3 thru 5 and 8. One (1) kit required per tractor)(Not illustrated)

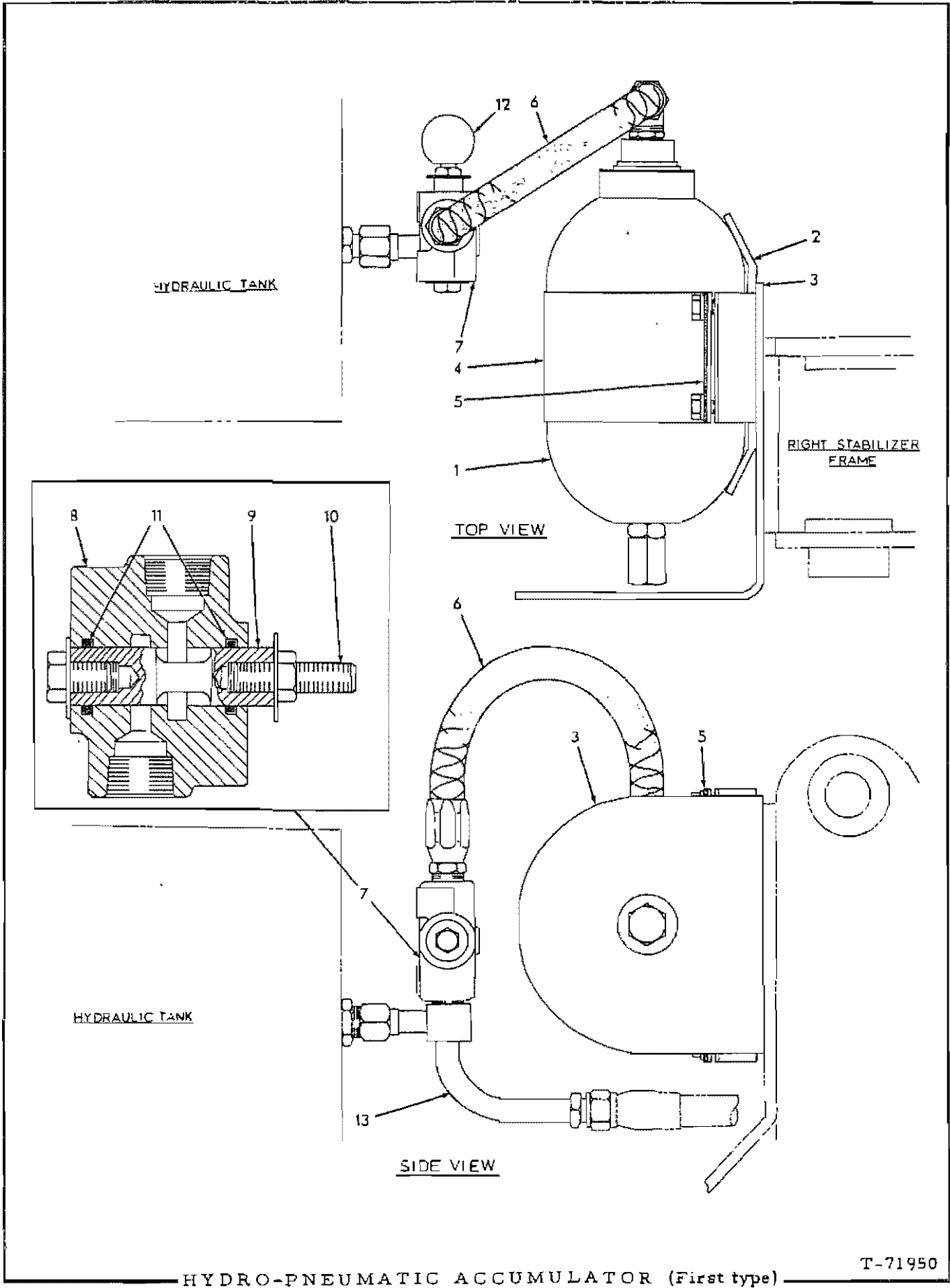


PORTABLE FILTER ASSEMBLY 3010707

PORTABLE FILTER ASSEMBLY 73010707

USAGE: See page 515

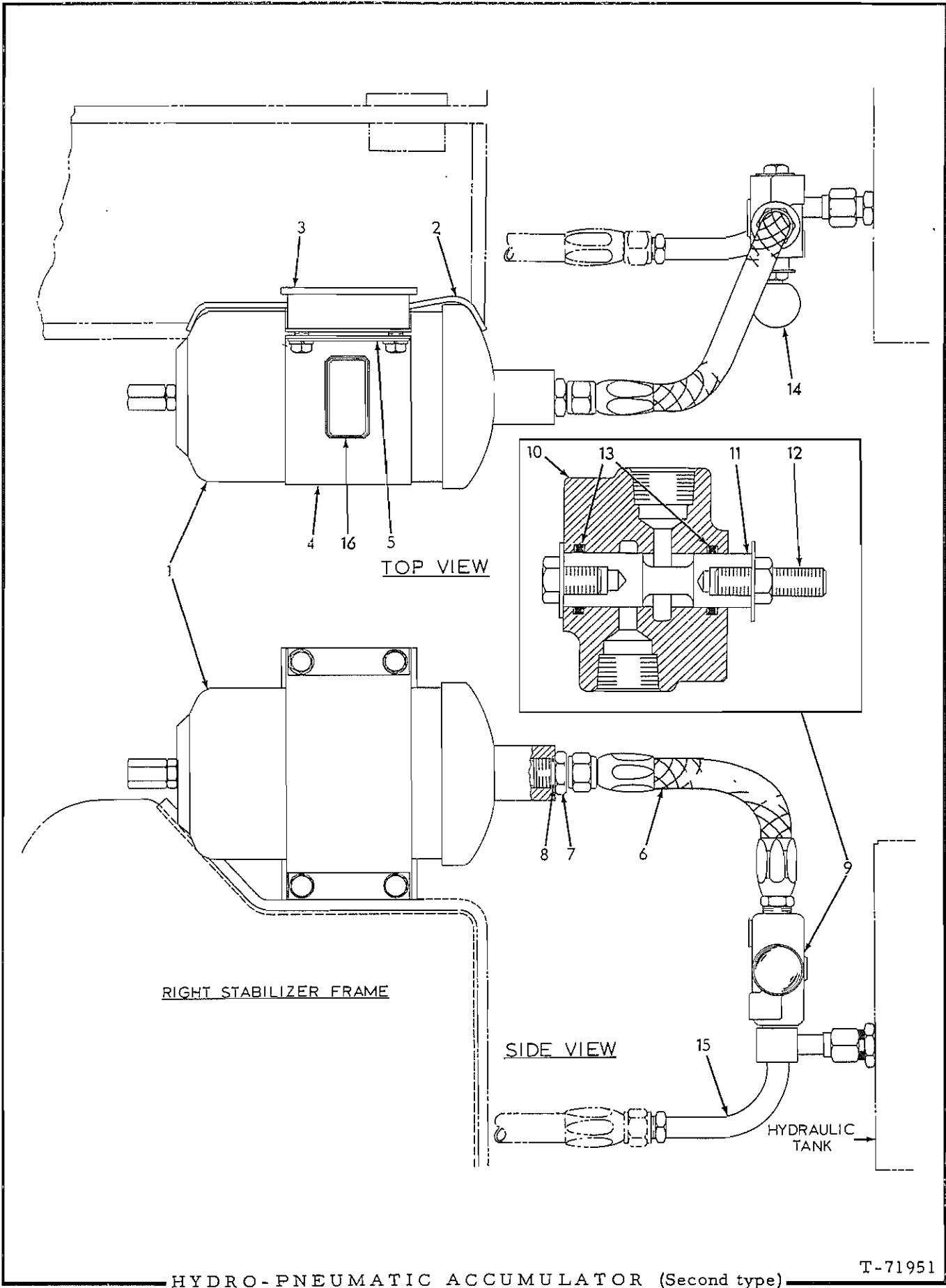
ITEM	PART NO.	QTY.	DESCRIPTION
1	73010638	1	CASE, filter
	70907859	1	PLUG, pipe, ctsk-hd., 1/4"NPT
	70920686	1	ELBOW, 90°, flare type, 1" tube, 1"NPT
2	70923826	2	O-RING, element tube
3	73011370	1	TUBE, element locating
4	73010706	1	SPRING, filter
	70900826	1	WASHER, plain, SAE std., 1-3/4"
5	73010360	5	ELEMENT, filter
6	70924166	1	O-RING, filter head (Also order 1 RING 3012554)
7	73012554	1	RING, back-up (Also order 1 O-RING 924166)
8	73010529	1	HEAD, filter
	70909365	1	PLUG, pipe, ctsk-hd., 1"NPT
9	73002978	2	CAPSCREW, valve locating (5/16"NC x 3/4")
10	70023756	1	WIRE, locking, 1/16" x 26"
11	73010555	1	PLATE, retaining
12	73010712	1	PLUNGER, valve
13	73010713	1	SPRING, safety valve
14	73010540	1	BUSHING, valve
15	73010539	1	SPACER, valve bushing
16	70923575	2	O-RING, valve tube
17	73010645	1	TUBE (Lucite)
18	73015609	1	CAPSCREW, valve centering (3/8"NF x 3-1/4")
19	73010710	1	SPACER, plunger
20	70923577	1	O-RING, valve cap
21	73010586	1	CAP, valve



HYDRO-PNEUMATIC ACCUMULATOR

USAGE: Special Equipment on Shovel. Standard equipment on Pulpwood Loader, Production Disc.

ITEM	PART NO.	QTY.	DESCRIPTION
1	73016936	1	ACCUMULATOR ASSEMBLY (Serviced only as a unit)
2	73014756	1	CLAMP, accumulator
3	73020163	1	PLATE, accumulator mounting (Requires welding to install)
4	73014758	1	STRAP, mounting
	70913105	4	CAPSCREW, 1/2"NF x 1-1/2"
	70904208	4	LOCKWASHER, 1/2"
5	73014754	2	STRIP, vibration
6	73020162	1	HOSE ASSEMBLY, accumulator to valve (See HOSE PARTS)
	70921203	1	ELBOW, adjustable, 90°, flare type, 3/4" tube, 1-1/16" straight thread (Includes washer, nut and O-RING 921206)
7	73019649	1	VALVE ASSEMBLY, selector (Consists of items 8 thru 11)
8	-----	1	HOUSING, valve (Not serviced separately. Order item 7)
9	-----	1	PLUNGER, valve (Not serviced separately. Order item 7)
	70916419	1	CAPSCREW, 1/2"NF x 3/4"
	70910244	1	WASHER, plain, SAE std., 1/2"
10	73023433	1	STUD, valve plunger (1/2" diam.)
	70910244	1	WASHER, plain, SAE std., 1/2"
	70911043	1	NUT, 1/2"NF
11	73023434	2	O-RING, sealing, plunger
12	70090020	1	KNOB, valve control
13	73017892	1	TUBE ASSEMBLY, valve to tank (Includes nut)
14	73024099	1	STICKER, instruction (Not illustrated)



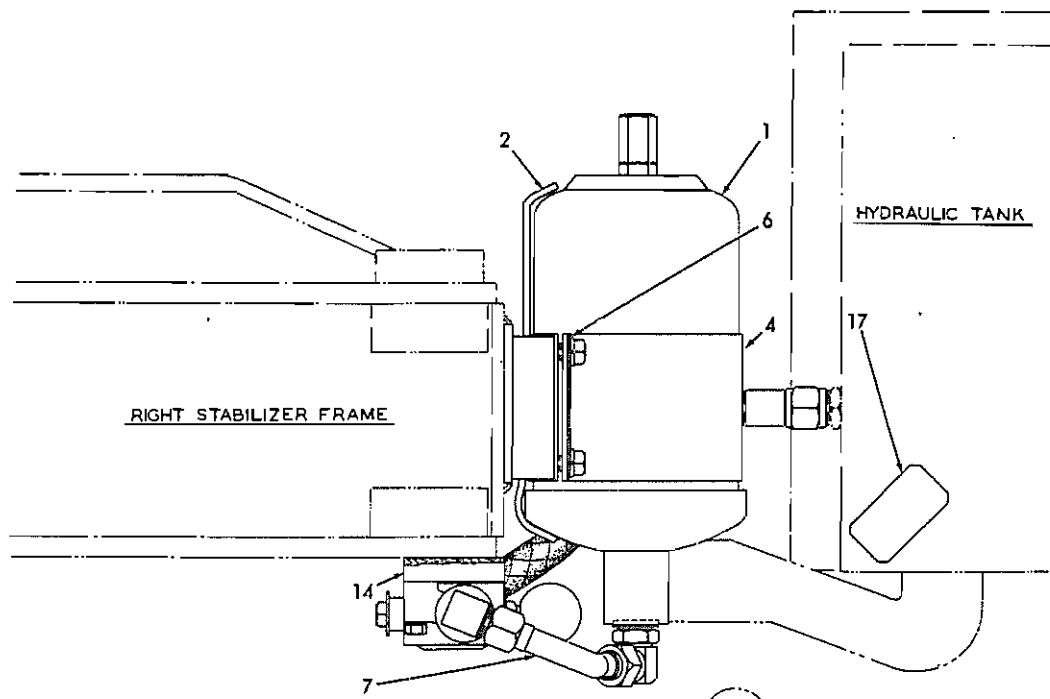
T-71951

HYDRO-PNEUMATIC ACCUMULATOR (Second type)

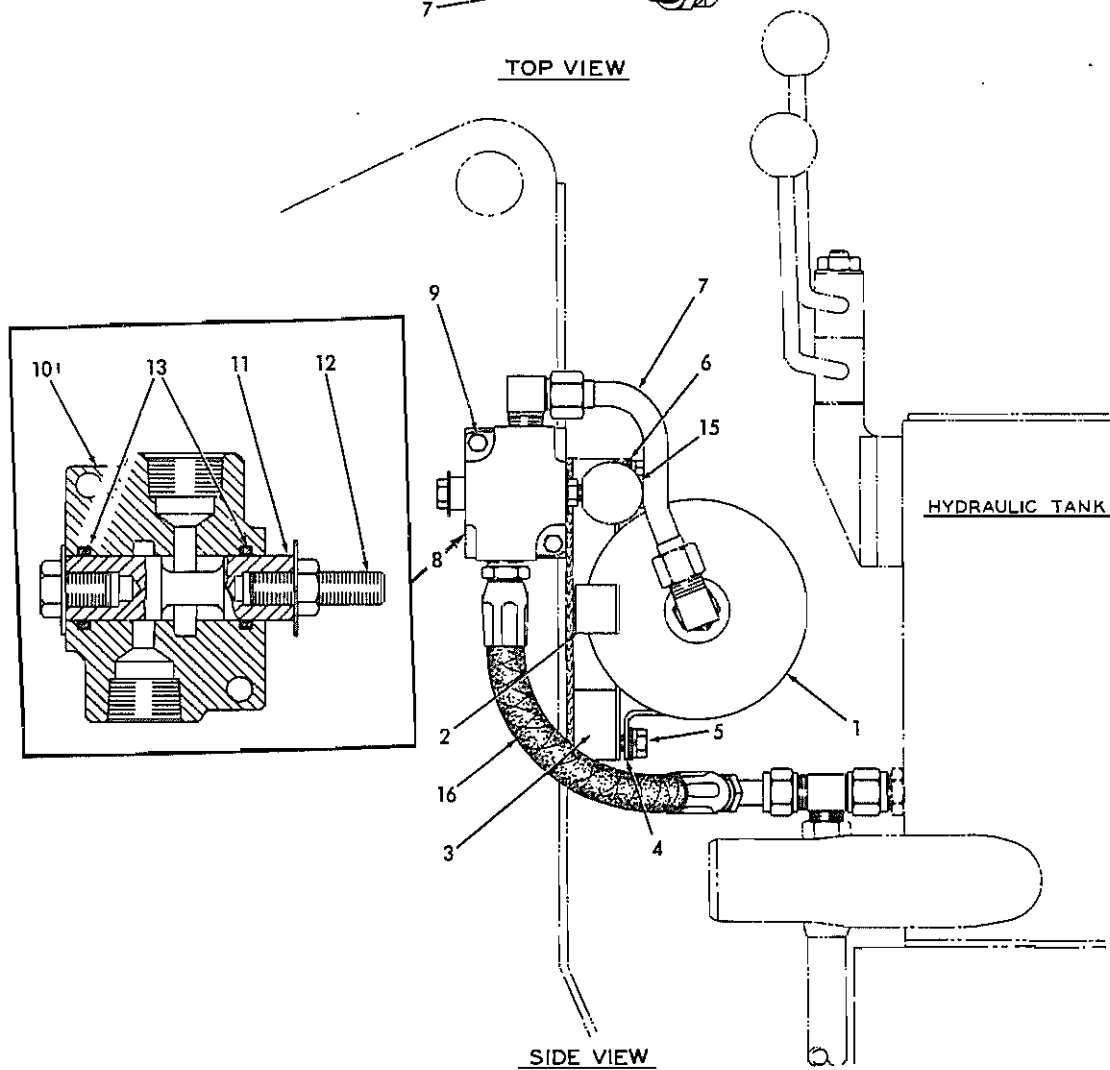
HYDRO-PNEUMATIC ACCUMULATOR

USAGE: Special equipment on Shovel. Standard equipment on Pulpwood Loader, Production Disc.

ITEM	PART NO.	QTY.	DESCRIPTION
1	73024088	1	ACCUMULATOR ASSEMBLY (Serviced only as a unit)
2	73024087	1	BRACKET, accumulator
3	70626397	1	PLATE, accumulator mounting (Requires welding to install)
4	73024089	1	STRAP, mounting
	70913105	4	CAPSCREW, 1/2"NF x 1-1/2"
	70904208	4	LOCKWASHER, 1/2"
5	73014754	2	STRIP, vibration
6	73024545	1	HOSE ASSEMBLY, accumulator to valve (See HOSE PARTS)
7	73016322	1	CONNECTOR, hose
8	70923934	1	O-RING, connector
9	73019649	1	VALVE ASSEMBLY, selector (Consists of items 10 thru 13)
10	-----	1	HOUSING, valve (Not serviced separately. Order item 9)
11	-----	1	PLUNGER, valve (Not serviced separately. Order item 9)
	70916419	1	CAPSCREW, 1/2"NF x 3/4"
	70910244	1	WASHER, plain, SAE std., 1/2"
12	73023433	1	STUD, valve plunger (1/2" diam.)
	70910244	1	WASHER, plain, SAE std., 1/2"
	70911043	1	NUT, 1/2"NF
13	73023434	2	O-RING, sealing, plunger
14	70090020	1	KNOB, valve control
15	73017892	1	TUBE ASSEMBLY, valve to tank (Includes nut)
16	73024099	1	STICKER, instruction



TOP VIEW



SIDE VIEW

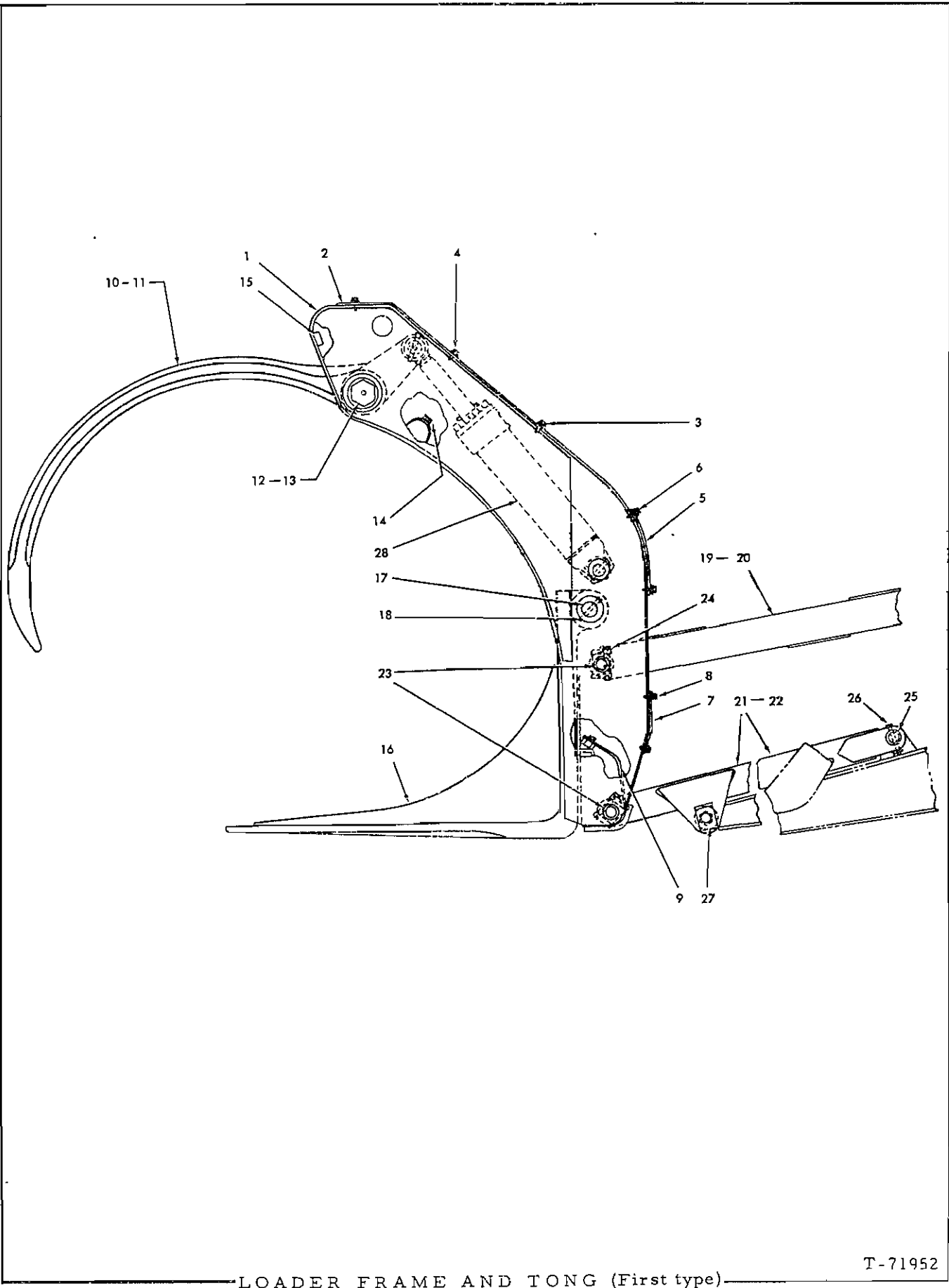
HYDRO-PNEUMATIC ACCUMULATOR (Third type)

T-27423

HYDRO-PNEUMATIC ACCUMULATOR

USAGE: Special equipment on Shovel. Standard equipment on Pulpwood Loader. Production Disc.

ITEM	PART NO.	QTY.	DESCRIPTION
1	73024088	1	ACCUMULATOR ASSEMBLY (Serviced only as a unit)
2	70626398	1	BRACKET, accumulator
3	70626397	1	PLATE, accumulator mounting (Requires welding to install)
4	73024089	1	STRAP, mounting
5	70035018	4	CAPSCREW, 1/2"NF x 1-1/2"
	70904208	4	LOCKWASHER, 1/2"
6	73014754	2	STRIP, vibration
7	70626404	1	TUBE ASSEMBLY, accumulator to valve (Includes nuts)
	70919269	1	ELBOW, flare type, 3/4" tube, 3/4"NPT male
	70921203	1	ELBOW, adjustable, 90°, flare type, 3/4" tube, 1-1/16" straight thread (Includes washer, nut and O-RING 921206)
	70921206	1	O-RING, elbow sealing
8	73027596	1	VALVE ASSEMBLY, selector (Consists of items 10 thru 13)
9	70046419	2	CAPSCREW, 3/8"NF x 2"
	70904206	2	LOCKWASHER, 3/8"
10	-----	1	HOUSING, valve (Not serviced separately. Order item 8)
11	-----	1	PLUNGER, valve (Not serviced separately. Order item 8)
	70916419	1	CAPSCREW, 1/2"NF x 3/4"
	70910244	1	WASHER, plain, SAE std., 1/2"
12	73023433	1	STUD, valve plunger (1/2" diam.)
	70910244	1	WASHER, plain, SAE std., 1/2"
	70911043	1	NUT, jam, 1/2"NF
13	73023434	2	O-RING, sealing, plunger
14	70626399	1	PLATE, valve mounting (Requires welding to install)
15	70090020	1	KNOB, valve control
16	70626405	1	HOSE ASSEMBLY, valve to tank (See HOSE PARTS)
	70921691	1	TEE; flare type, swivel nut, 3/4" tube)(Replaces standard ELBOW 625793)
17	73024099	1	STICKER, instruction



LOADER FRAME AND TONG (First type)

T-71952

LOADER FRAME AND TONG

USAGE: Tractors prior to serial No. 11094 equipped with Pulpwood Loader. Production discontinued.

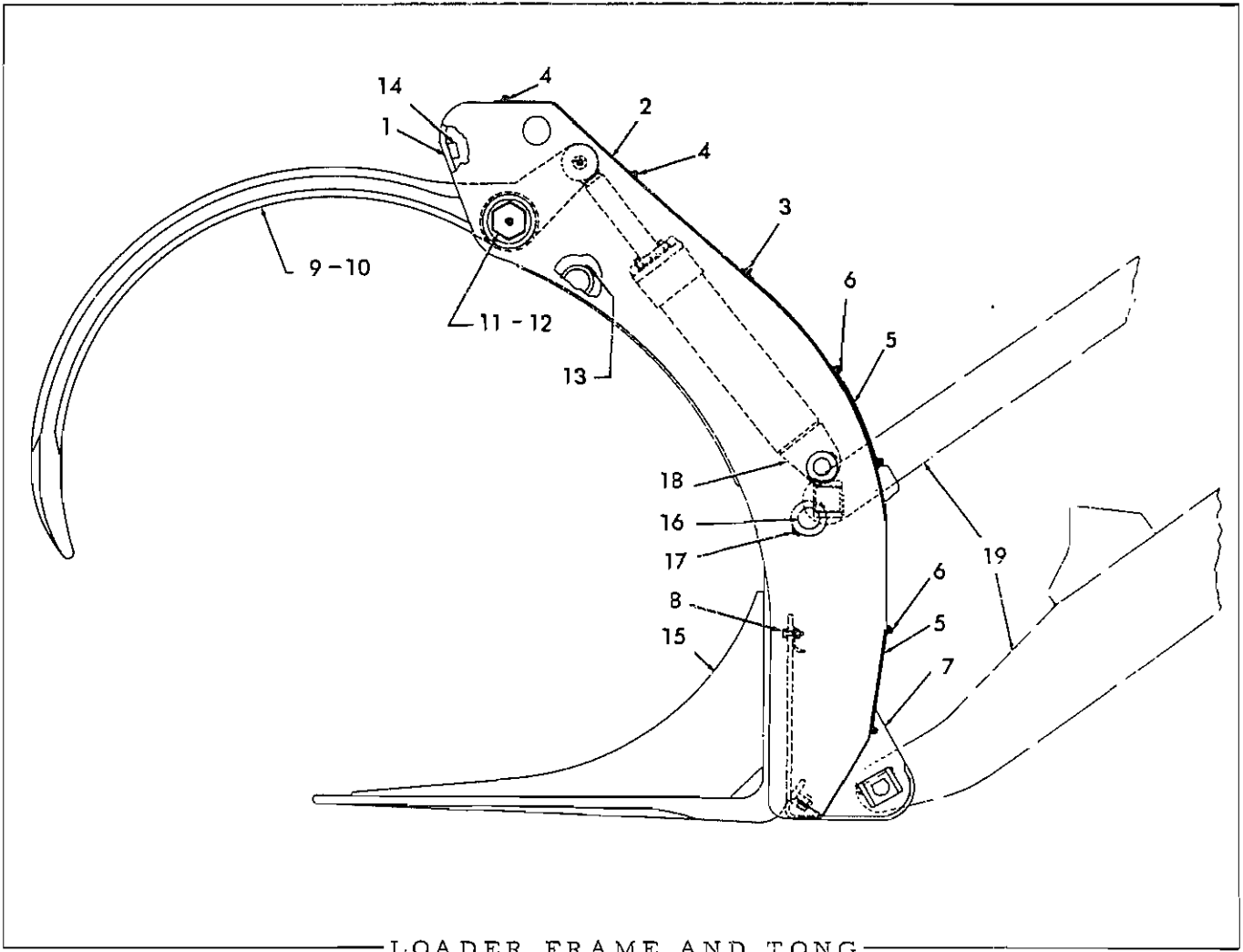
ITEM	PART NO.	QTY.	DESCRIPTION	
1	73021976	1	FRAME, loader	
2	73022003	2	PLATE, cylinder cover	
3	70036032	4	CAPSCREW, 3/8"NF x 3/4"	
4	70036034	8	CAPSCREW, 3/8"NF x 1"	
	70904206	12	LOCKWASHER, 3/8"	
	70911115	12	WASHER, plain, SAE std., 3/8"	
5	73022777	2	PLATE, cylinder inspection	
6	70036032	4	CAPSCREW, 3/8"NF x 3/4"	
	70904206	4	LOCKWASHER, 3/8"	
	70911115	4	WASHER, plain, SAE std., 3/8"	
7	73022892	2	PLATE, access, cylinder hose connection	
8	70036032	4	CAPSCREW, 3/8"NF x 3/4"	
	70904206	4	LOCKWASHER, 3/8"	
	70911115	4	WASHER, plain, SAE std., 3/8"	
9	73023208	1	PLATE, hose protecting	
	70914875	4	CAPSCREW, 1/2"NF x 1"	
	70904208	4	LOCKWASHER, 1/2"	
	70910244	4	WASHER, plain, SAE std., 1/2"	
	70916404	3	CAPSCREW, 5/8"NF x 1-1/4"	
	70904209	3	LOCKWASHER, 5/8"	
10	{ 73021713	1	TONG ASSEMBLY, loader frame, left (Includes item 11)	
	{ 73021714	1	TONG ASSEMBLY, loader frame, right (Includes item 11)	
11	73004981	4	BUSHING, loader tong	
12	73021738	2	PIN, tong pivot	
	70914465	2	FITTING, lubricating, straight, 1/8"NPT	
13	73001559	2	WASHER, plain	
	70917835	2	NUT, elastic stop, 1-1/2"NF	
14	{ 73022012	2	SHIM, tong adjustment (Use as req'd. 1/16" thick)	Requires welding to install
	{ 73022013	2	SHIM, tong adjustment (Use as req'd. 1/8" thick)	
15	73022014	4	BLOCK, tong stop (Requires welding to install)	
16	73019873	2	FORK, loader frame	
17	73012546	2	PIN, fork pivot	
18	73001622	2	PIN, pivot lock	
	70900806	2	PIN, cotter, 1/8" x 1"	
19	{ 73021746	1	LINK ASSEMBLY, dump, left. Includes item 20)	Replaces standard LINK ASSY'S 3019153 & 3019154
	{ 73021747	1	LINK ASSEMBLY, dump, right (Includes item 20)	

(Continued)

LOADER FRAME AND TONG (Continued)

ITEM	PART NO.	QTY.	DESCRIPTION
20	73001031	4	BUSHING, dump link
21	73021939	1	EXTENSION ASSEMBLY, left boom (Includes item 22)
	73021940	1	EXTENSION ASSEMBLY, right boom (Includes item 22)
22	73001031	4	BUSHING, boom extension
23	73019023	4	PIN, pivot, dump link and boom extension
24	73020131	4	PIN, pivot lock
	70900806	4	PIN, cotter, 1/8" x 1"
25	73022004	2	PIN, attaching, extension to boom, rear
26	73001622	2	PIN, pivot lock
	70900806	2	PIN, cotter, 1/8" x 1"
27	73018113	2	PIN, attaching, extension to boom, front
	73005496	2	WASHER, plain
	70917776	2	NUT, elastic stop, 1-1/4"NF
28	-----	-	CYLINDER ASSEMBLY (See LOADER HYDRAULIC CYLINDERS AND PIPING)

MEMO



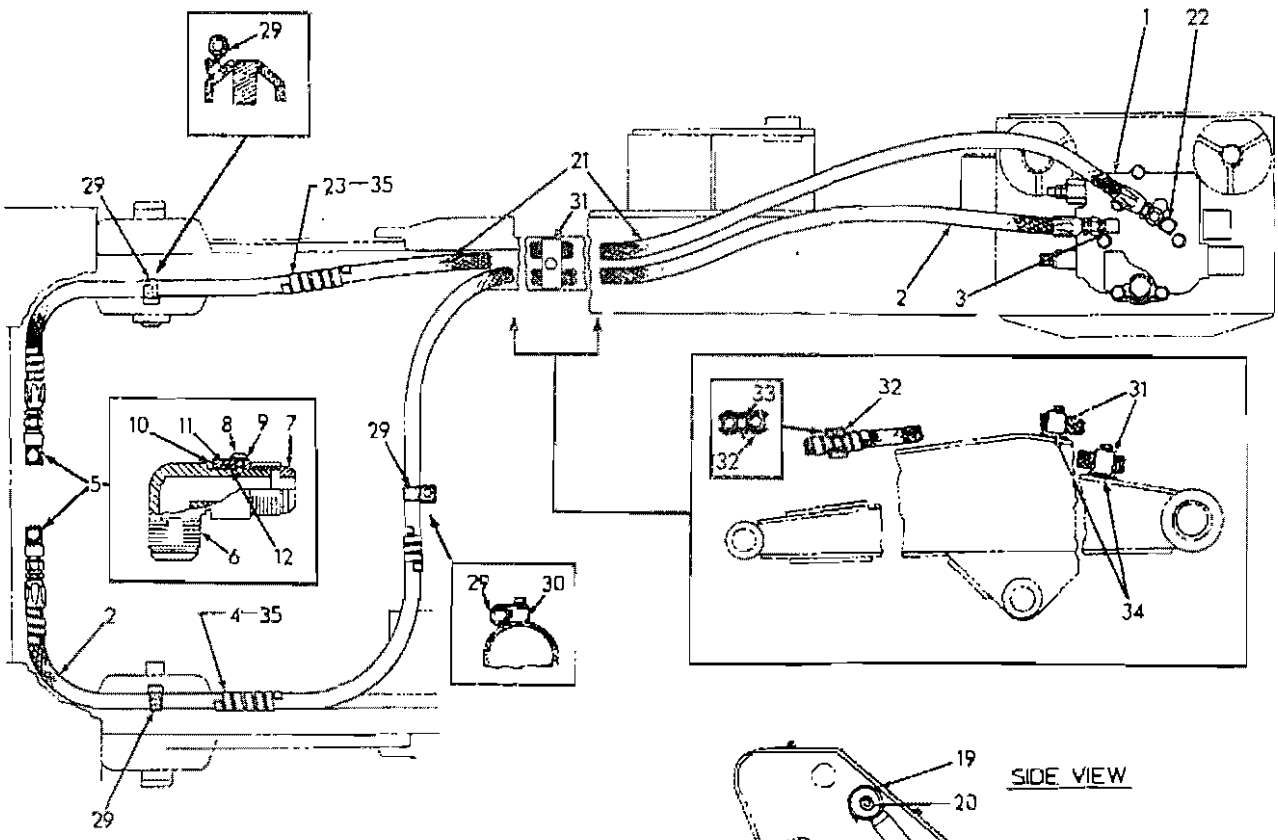
— LOADER FRAME AND TONG —

LOADER FRAME AND TONG

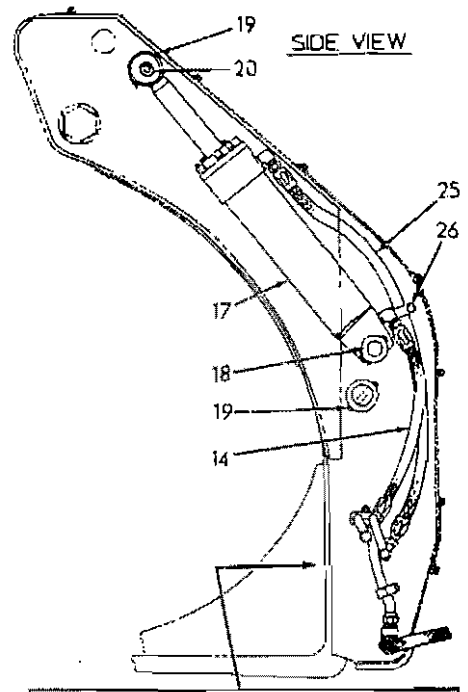
USAGE: Tractors serial No. 11094 and up equipped with Pulpwood Loader. Production discontinued.

ITEM	PART NO.	QTY.	DESCRIPTION
1	70626323	1	FRAME, loader
2	70626319	2	PLATE, cylinder cover
3	70036032	4	CAPSCREW, 3/8"NF x 3/4"
4	70036034	8	CAPSCREW, 3/8"NF x 1"
	70904206	12	LOCKWASHER, 3/8"
	70911115	12	WASHER, plain, SAE std., 3/8"
5	70626317	4	COVER, cylinder inspection
6	70036032	8	CAPSCREW, 3/8"NF x 3/4"
	70904206	8	LOCKWASHER, 3/8"
	70911115	8	WASHER, plain, SAE std., 3/8"
7	70626318	1	PLATE, hose protecting
	70916404	3	CAPSCREW, 5/8"NF x 1-1/4"
8	70036014	3	CAPSCREW, 5/8"NF x 1-1/2"
	70904209	6	LOCKWASHER, 5/8"
	70911100	6	WASHER, plain, SAE std., 5/8"
	70911044	3	NUT, 5/8"NF
9	{ 73021713	1	TONG ASSEMBLY, loader frame, left (Includes 2 BUSHING 3004981)
	{ 73021714	1	TONG ASSEMBLY, loader frame, right (Includes 2 BUSHING 3004981)
10	73004981	4	BUSHING, loader tong
11	73021738	2	PIN, tong pivot
	70914465	2	FITTING, lubricating, straight, 1/8"NPT
12	703001559	2	WASHER, plain
	70917835	2	NUT, elastic stop, 1-1/2"NF
13	{ 73022012	2	SHIM, tong adjustment (Use as req'd. 1/16" thick)
	{ 73022013	2	SHIM, tong adjustment (Use as req'd. 1/8" thick)
			} Requires welding to install
14	73022014	4	BLOCK, tong stop (Requires welding to install)
15	73019873	2	FORK, loader frame
16	73012546	2	PIN, fork pivot
17	73001622	4	PIN, pivot lock
	70900806	4	PIN, cotter, 1/8" x 1"
18	-----	-	CYLINDER ASSEMBLY (See LOADER HYDRAULIC CYLINDERS AND PIPING)
19	-----	-	BOOM and LINK (See SHOVEL LINKAGE)

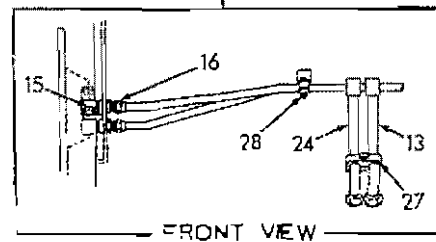
TOP VIEW



SIDE VIEW



FRONT VIEW



LOADER HYDRAULIC CYLINDERS AND PIPING

T-71963

LOADER HYDRAULIC CYLINDERS AND PIPING

USAGE: Tractors prior to serial No. 11094 equipped with Pulpwood Loader. Production discontinued

ITEM	PART NO.	QTY.	DESCRIPTION
1	-----	1	VALVE ASSEMBLY (See HYDRAULIC TANK AND CONTROL VALVE)
2	73020275	1	HOSE ASSEMBLY, tong closing (See HOSE PARTS)
3	73002184	1	ELBOW, swivel
4	-----	1	GUARD, hose protecting (132" long. Order item 35)
5	73009453	2	ELBOW ASSEMBLY, hose swivel (Consists of items 6 thru 12)
6	-----	1	ADAPTER, swivel, male (Not serviced separately)
7	-----	1	ADAPTER, swivel, female (Not serviced separately).
	70915906	1	BALL, steel, 3/16" diam.
8	73009451	1	SCREW, machine, rd-hd.
9	73011236	1	WASHER, plain
10	73005895	1	SEAL, swivel adapter
11	73009450	1	WASHER, adapter
12	70923575	1	O-RING, swivel adapter
13	73022646	1	TUBE ASSEMBLY, tong closing (Includes nuts)
14	73020231	2	HOSE ASSEMBLY, tong closing, tube to cylinder (See HOSE PARTS)
15	73019845	4	ELBOW ASSEMBLY, bulkhead type (Includes NUT 3016404)
	70910890	-	WASHER, plain (Use as req'd)
16	73016404	4	NUT, bulkhead elbow
17	73020123	2	CYLINDER ASSEMBLY, loader (See page 537)
18	73019884	2	PIN, cylinder pivot, lower
19	73001621	4	PIN, pivot lock
	70900806	4	PIN, cotter, 1/8" x 1"
20	73022005	2	PIN, cylinder pivot, upper
	70914465	2	FITTING, lubricating, straight, 1/8"NPT
21	73020276	1	HOSE ASSEMBLY, tong opening (See HOSE PARTS)
22	73018164	1	ELBOW, swivel
23	-----	1	GUARD, hose protecting (105" long. Order item 35)
24	73022647	1	TUBE ASSEMBLY, tong opening (Includes nuts)
25	73020232	2	HOSE ASSEMBLY, tong opening, tube to cylinder (See HOSE PARTS)
26	73011411	2	CLIP, hose
	70916381	2	CAPSCREW, 3/8"NF x 3/4"
	70904206	2	LOCKWASHER, 3/8"
27	73004762	1	CLAMP, tube
	70916420	1	CAPSCREW, 1/2"NF x 2-1/4"
	70904208	1	LOCKWASHER, 1/2"

(Continued)

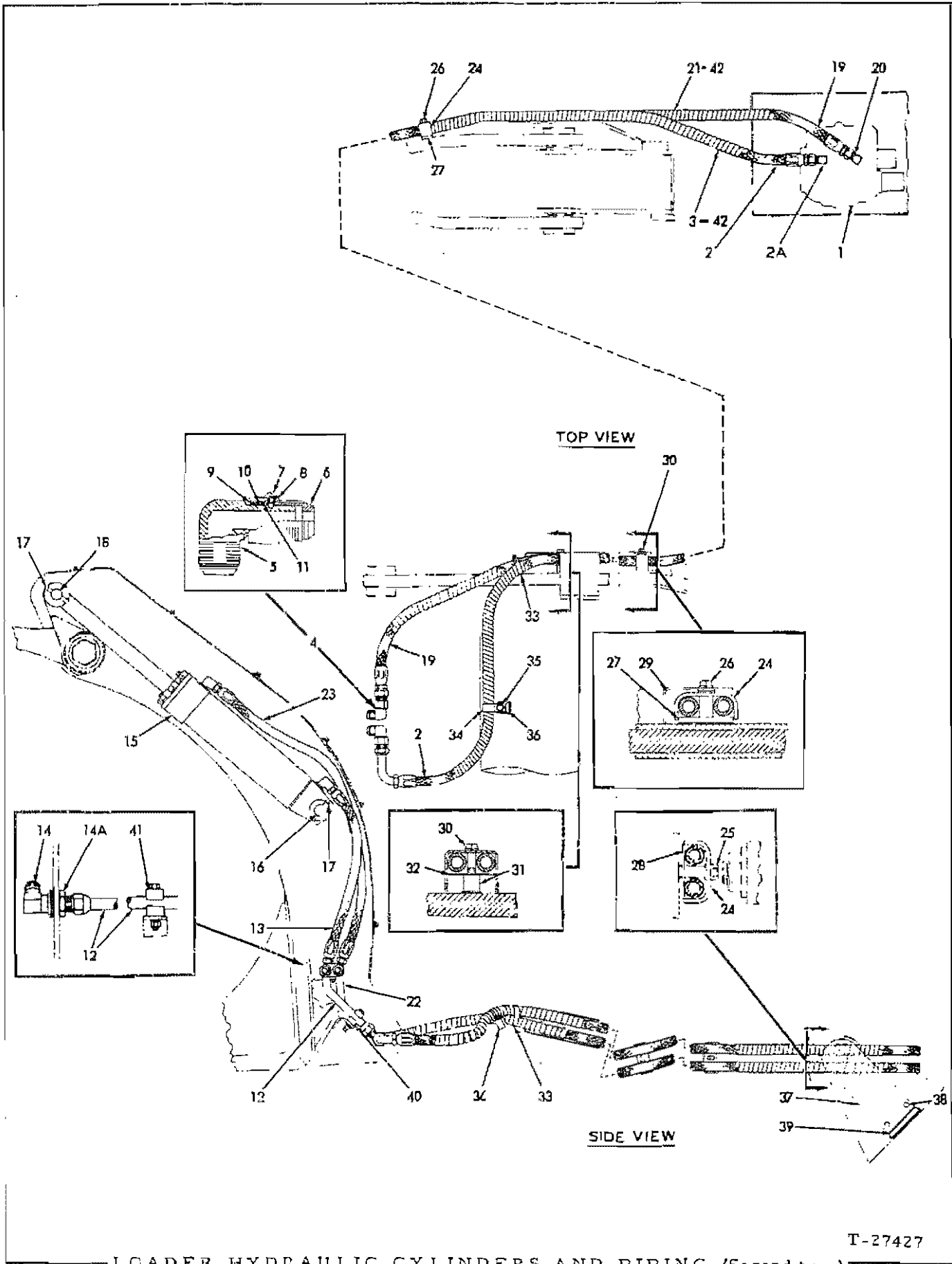
LOADER HYDRAULIC CYLINDERS AND PIPING (Continued)

ITEM	PART NO.	QTY.	DESCRIPTION
28	73007543	4	CLAMP, tube (half only)
	70916386	2	CAPSCREW, 3/8"NF x 2-1/4"
	70904206	2	LOCKWASHER, 3/8"
	70911041	2	NUT, 3/8"NF
29	73011755	3	CLIP, hose
	70918493	3	CAPSCREW, 1/2"NF x 7/8"
	70904208	3	LOCKWASHER, 1/2"
30	73010840	1	BLOCK, clip supporting (Requires welding to install)
31	70626386	2	CLAMP, hose
	70913105	2	CAPSCREW, 1/2"NF x 1-1/2"
	70904208	2	LOCKWASHER, 1/2"
32	70625221	2	CLAMP, hose (half only)
	70915779	1	CAPSCREW, 1/2"NF x 2"
	70914487	1	NUT, elastic stop, 1/2"NF
33	73020305	1	SPACER, hose clamp
34	70626382	2	SPACER, hose clamp (Requires welding to install)
35	73023140	-	GUARD, hose protecting, 3/4" x 10 ft. roll (Use as req'd)

f

C

C



LOADER HYDRAULIC CYLINDERS AND PIPING (Second type)

T-27427

LOADER HYDRAULIC CYLINDERS AND PIPING

USAGE: Tractors serial No. 11094 and up equipped with Pulpwood Loader. Production discontinued.

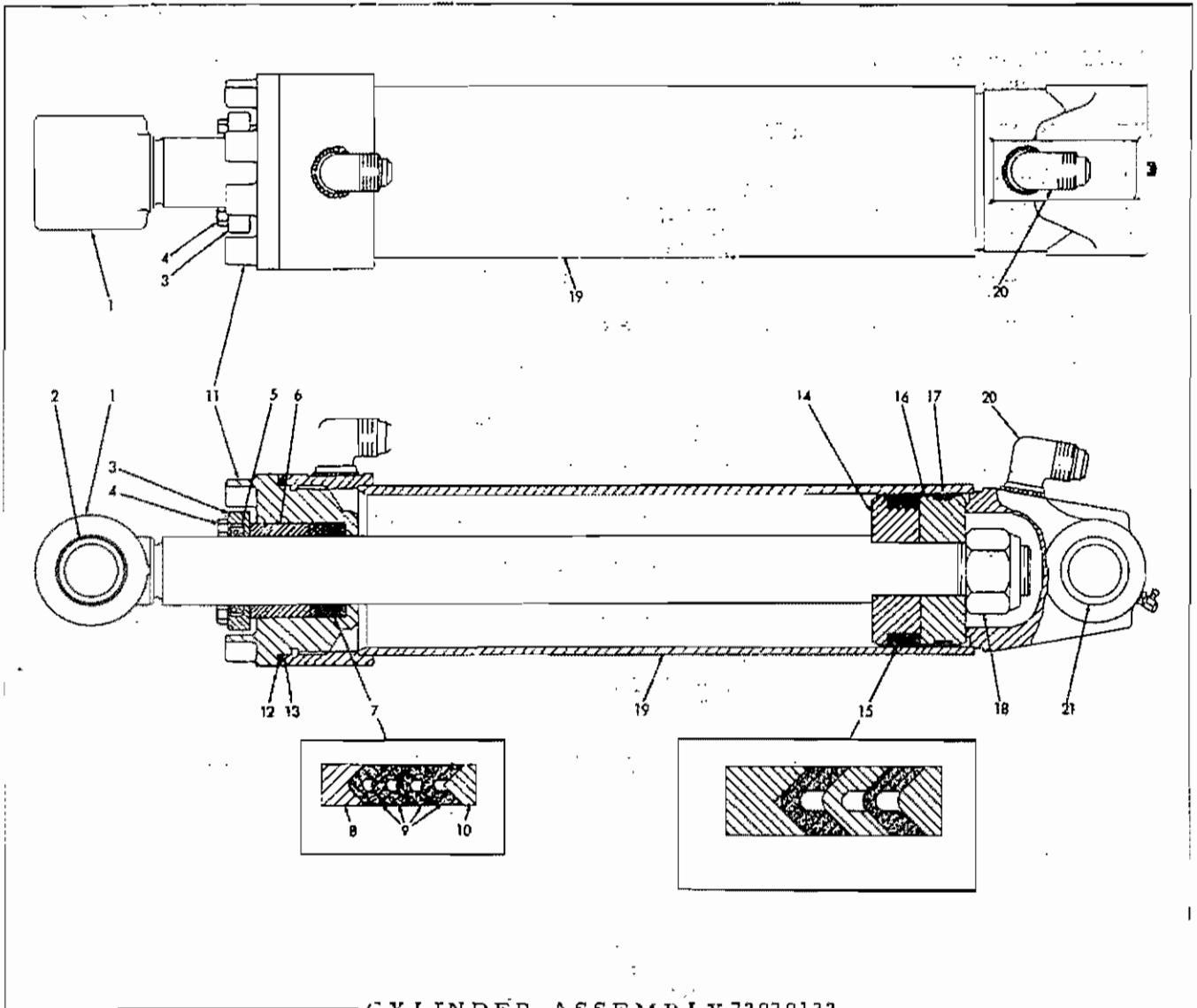
ITEM	PART NO.	QTY.	DESCRIPTION
1	-----	1	VALVE ASSEMBLY (See HYDRAULIC TANK AND CONTROL VALVE)
2	70626393	1	HOSE ASSEMBLY, tong closing (Includes item 3. Also see HOSE PARTS)
2A	73018164	1	ELBOW, swivel
3	-----	1	GUARD, hose protecting (151-1/2" long. Order item 42)
4	73009453	2	ELBOW ASSEMBLY, hose swivel (Consists of items 5 thru 11)
5	-----	1	ADAPTER, swivel, male (Not serviced separately)
6	-----	1	ADAPTER, swivel, female (Not serviced separately)
	70915906	1	BALL, steel, 3/16" diam.
7	73009451	1	SCREW, machine, rd-hd.
8	73011236	1	WASHER, plain
9	73005895	1	SEAL, swivel adapter
10	73009450	1	WASHER, adapter
11	73004704	1	O-RING, swivel adapter
12	70626322	1	TUBE ASSEMBLY, tong closing (Includes nuts)
13	73020231	2	HOSE ASSEMBLY, tong closing, tube to cylinder (See HOSE PARTS)
14	73019845	4	ELBOW ASSEMBLY, bulkhead type (Includes NUT 3016404)
	70910890	-	WASHER, plain (Use as req'd)
14A	73016404	4	NUT, bulkhead elbow
15	73020123	2	CYLINDER ASSEMBLY, loader (See page 537 for parts)
16	73019884	2	PIN, cylinder pivot, lower
17	73001621	4	PIN, pivot lock
	70900806	4	PIN, cotter, 1/8" x 1"
18	73022005	2	PIN, cylinder pivot, upper
	70914465	2	FITTING, lubricating, straight, 1/8"NPT
19	70626392	1	HOSE ASSEMBLY, tong opening (Includes item 21. Also see HOSE PARTS)
20	73018164	1	ELBOW, swivel
21	-----	1	GUARD, hose protecting (144-1/2" long. Order item 42)
22	70626321	1	TUBE ASSEMBLY, tong opening (Includes nuts)
23	73020232	1	HOSE ASSEMBLY, tong opening, tube to cylinder (See HOSE PARTS)

(Continued)

LOADER HYDRAULIC CYLINDERS AND PYPING (Continued)

USAGE: Tractors serial No. 11094 and up equipped with Pulpwood Loader. Production discontinued.

ITEM	PART NO.	QTY.	DESCRIPTION
24	70626386	3	CLAMP, hose
25	70070469	1	CAPSCREW, 1/2"NF x 1-1/4"
26	70035018	2	CAPSCREW, 1/2"NF x 1-1/2"
	70904208	3	LOCKWASHER, 1/2"
	70910244	-	WASHER, plain, SAE std., 1/2" (Use as req'd)
27	70626382	2	SPACER, hose clamp (Requires welding to install)
28	70626383	1	PLATE, hose supporting
29	70626376	1	CHANNEL, hose supporting
30	70035892	1	CAPSCREW, 1/2"NF x 2-1/2"
	70904208	1	LOCKWASHER, 1/2"
31	73002380	1	BLOCK, hose spacing (Requires welding to install)
32	70626379	1	PLATE, hose supporting
33	70921913	1	CLAMP, hose (1-13/16" to 2-3/4")
34	73011755	1	CLIP, hose
35	70070467	1	CAPSCREW, 1/2"NF x 1"
	70904208	1	LOCKWASHER, 1/2"
36	73010840	1	BLOCK, clip supporting (Requires welding to install)
37	70626388	1	BRACKET, clamp protecting
38	70035014	2	CAPSCREW, 5/8"NF x 1-1/2"
	70904209	2	LOCKWASHER, 5/8"
39	70626385	1	BLOCK, bracket supporting (Requires welding to install)
40	70624931	2	CLAMP, tube (half only)
	70916424	1	CAPSCREW, 1/2"NF x 3-1/2"
	70910244	1	WASHER, plain, SAE std., 1/2"
	70904208	1	LOCKWASHER, 1/2"
	70911043	1	NUT, 1/2"NF
41	70625796	4	CLAMP, tube (half only)
	70045174	2	CAPSCREW, 3/8"NF x 2-1/2"
	70911115	2	WASHER, plain, SAE std., 3/8"
	70904206	2	LOCKWASHER, 3/8"
	70911041	2	NUT, 3/8"NF
42	73025990	1	GUARD, hose protecting, 1" x 14 ft. roll (Use as req'd)



CYLINDER ASSEMBLY 73020123

USAGE: See pages 531 and 535

ITEM PART NO. QTY. DESCRIPTION

NOTE: Quantities indicated below are for one (1) cylinder only

1	73020120	1	ROD ASSEMBLY, piston (Includes 1 BUSHING 3004984)
2	73004984	1	BUSHING, piston rod
3	73013386	1	PLATE, end
4	70033182	4	CAPSCREW, drilled-hd., 3/8"NC x 1-1/2"
	70023756	2	WIRE, locking, 1/16" x 26"
5	73001088	1	OSEAL, piston rod wiping
6	73004989	1	OBEARING, rod packing
7	73046828	1	OPACKING SET, rod (Consists of items 8 thru 10)
8	73004990	1	RING, adapter, female
9	73001469	4	RING, packing (duck)

(Continued)

CYLINDER ASSEMBLY 73020123 (Continued)

ITEM	PART NO.	QTY.	DESCRIPTION
10	73001498	1	RING, adapter, male
11	73042815	1	HEAD, cylinder
12	73016306	1	□RING, back-up
13	70924732	1	□O-RING, cylinder head
14	73001315	1	PISTON, upper
15	73001472	1	□PACKING SET, piston
16	73001479	1	PISTON, lower
17	73001481	1	ORING, bearing
18	70917778	1	NUT, elastic stop, 1-1/2"NF
19	73020122	1	TUBE ASSEMBLY, cylinder (Includes items 20 and 21)
	70915276	1	FITTING, lubricating, 90°, 1/8"NPT
20	73011853	2	ELBOW, 90° (Requires welding to install)
21	73001031	2	BUSHING, cylinder tube
22	73017560	-	REPAIR KIT (Includes parts for one (1) cylinder only; items 5, 6, 7, 12, 13, 15 and 17) (Not illustrated)

□Indicates components of item 22

NUMERICAL INDEX 0073122632

PART NO.	PAGE	PART NO.	PAGE	PART NO.	PAGE	PART NO.	PAGE	PART NO.	PAGE
70012387.....	403	70031719.....	353	70035067.....	325	70035541.....	299	70037450.....	123
70012389.....	403	70031854.....	265	70035067.....	333	70035733.....	125	70037450.....	125
70012453.....	413	70032834.....	392	70035068.....	134	70035733.....	127	70037450.....	133
70012742.....	278	70033043.....	375	70035068.....	278	70035733.....	129	70038234.....	100
70012742.....	280	70033060.....	392	70035068.....	279	70035733.....	132	70038234.....	101
70012742.....	282	70033146.....	405	70035068.....	287	70035733.....	157	70038234.....	103
70012767.....	278	70033146.....	407	70035073.....	100	70035733.....	212	70038234.....	104
70012767.....	280	70033182.....	445	70035073.....	103	70035733.....	322	70038234.....	253
70012767.....	303	70033182.....	447	70035073.....	104	70035733.....	323	70038234.....	268
70012767.....	312	70033182.....	449	70035073.....	21	70035733.....	259	70038234.....	287
70012984.....	413	70033182.....	451	70035073.....	255	70035793.....	260	70038234.....	291
70012992.....	125	70033182.....	453	70035073.....	273	70035878.....	266	70038234.....	309
70012992.....	127	70033182.....	455	70035073.....	279	70035892.....	287	70038234.....	311
70012992.....	132	70033182.....	537	70035073.....	299	70035892.....	291	70038234.....	397
70012992.....	133	70033288.....	272	70035073.....	305	70035892.....	536	70038454.....	256
70012992.....	299	70033288.....	273	70035073.....	353	70035910.....	123	70038561.....	407
70012992.....	332	70033288.....	295	70035073.....	397	70035910.....	139	70040181.....	256
70012992.....	341	70033288.....	299	70035073.....	68	70035910.....	252	70040220.....	215
70012992.....	345	70033288.....	301	70035073.....	95	70035916.....	333	70040220.....	225
70012992.....	371	70033288.....	303	70035159.....	251	70035979.....	218	70040221.....	217
70012992.....	392	70034014.....	383	70035167.....	159	70035979.....	222	70040221.....	225
70012992.....	403	70034042.....	295	70035167.....	326	70035979.....	355	70040272.....	403
70012992.....	487	70034042.....	299	70035167.....	68	70035979.....	390	70040338.....	169
70012992.....	71	70034042.....	301	70035167.....	69	70036032.....	125	70040338.....	380
70012992.....	81	70034043.....	295	70035167.....	79	70036032.....	172	70040382.....	471
70012992.....	83	70034043.....	299	70035167.....	97	70036032.....	238	70040382.....	473
70013044.....	408	70034043.....	301	70035167.....	99	70036032.....	341	70040517.....	123
70013058.....	208	70034076.....	336	70035190.....	153	70036032.....	343	70040517.....	133
70013058.....	212	70034076.....	338	70035190.....	155	70036032.....	345	70040781.....	215
70013058.....	408	70034108.....	271	70035190.....	159	70036032.....	353	70040782.....	215
70013058.....	409	70034253.....	130	70035190.....	169	70036032.....	355	70040783.....	215
70013059.....	187	70034440.....	495	70035190.....	255	70036032.....	358	70040784.....	215
70013059.....	189	70034440.....	497	70035190.....	352	70036032.....	359	70040796.....	193
70013059.....	75	70034514.....	269	70035190.....	428	70036032.....	361	70040796.....	343
70013238.....	274	70034632.....	341	70035190.....	430	70036032.....	371	70040796.....	345
70013238.....	276	70034697.....	409	70035190.....	497	70036032.....	376	70040796.....	87
70013238.....	277	70034924.....	358	70035220.....	405	70036032.....	441	70040796.....	95
70013465.....	312	70034964.....	317	70035221.....	301	70036032.....	442	70040811.....	68
70013467.....	299	70035014.....	312	70035221.....	322	70036032.....	525	70040811.....	95
70012121.....	409	70035014.....	529	70035236.....	100	70036032.....	529	70040831.....	260
70021475.....	409	70035014.....	536	70035236.....	104	70036032.....	68	70040831.....	261
70023618.....	299	70035018.....	133	70035236.....	323	70036032.....	95	70040842.....	353
70023633.....	229	70035018.....	279	70035244.....	387	70036032.....	97	70041866.....	160
70023633.....	230	70035018.....	283	70035244.....	407	70036034.....	100	70041868.....	160
70023633.....	259	70035018.....	287	70035244.....	441	70036034.....	123	70041869.....	160
70023633.....	408	70035018.....	299	70035244.....	442	70036034.....	159	70041915.....	211
70023755.....	358	70035018.....	305	70035248.....	305	70036034.....	163	70041915.....	75
70023755.....	359	70035018.....	321	70035249.....	14	70036034.....	335	70041981.....	123
70023755.....	405	70035018.....	322	70035249.....	15	70036034.....	361	70041981.....	135
70023755.....	407	70035018.....	325	70035249.....	237	70036034.....	383	70042128.....	217
70023756.....	445	70035018.....	326	70035249.....	274	70036034.....	525	70042128.....	221
70023756.....	447	70035018.....	331	70035250.....	255	70036034.....	529	70042129.....	218
70023756.....	449	70035018.....	373	70035250.....	274	70036034.....	69	70042129.....	221
70023756.....	451	70035018.....	457	70035250.....	276	70036034.....	71	70042130.....	218
70023756.....	453	70035018.....	523	70035250.....	277	70036034.....	77	70042130.....	221
70023756.....	455	70035018.....	536	70035250.....	37	70036034.....	95	70042141.....	218
70023756.....	517	70035061.....	21	70035278.....	287	70036039.....	327	70042141.....	221
70023756.....	537	70035061.....	436	70035278.....	292	70036039.....	329	70042142.....	218
70028109.....	408	70035061.....	69	70035336.....	127	70036039.....	407	70042142.....	222
70028113.....	407	70035061.....	70	70035336.....	238	70036039.....	67	70042144.....	218
70028114.....	407	70035061.....	71	70035336.....	327	70036039.....	97	70042144.....	221
70028115.....	407	70035061.....	82	70035336.....	329	70036093.....	408	70042265.....	74
70028117.....	408	70035065.....	253	70035398.....	407	70036094.....	408	70042639.....	95
70029466.....	353	70035067.....	101	70035439.....	325	70036095.....	408	70042767.....	226
70030107.....	209	70035067.....	174	70035439.....	377	70036245.....	312	70042847.....	209
70030123.....	209	70035067.....	238	70035439.....	407	70036268.....	403	70042847.....	212
70030795.....	215	70035067.....	255	70035439.....	429	70036707.....	282	70042847.....	244
70030801.....	215	70035067.....	279	70035439.....	71	70036707.....	301	70042865.....	408
70031337.....	169	70035067.....	305	70035525.....	360	70036997.....	233	70042887.....	295
70031337.....	171	70035067.....	315	70035541.....	21	70036997.....	235	70042887.....	299

NUMERICAL INDEX 0073122632

PART NO.	PAGE	PART NO.	PAGE	PART NO.	PAGE	PART NO.	PAGE	PART NO.	PAGE
70042880	295	70047381	99	70049933	248	70050289	265	70050608	403
70042888	299	70047581	295	70049934	245	70050291	244	70050609	403
70042930	272	70047581	299	70049936	262	70050292	244	70050610	403
70043007	408	70047605	295	70049936	263	70050293	212	70050611	403
70043397	217	70047605	299	70049937	260	70050293	244	70050612	404
70043397	226	70047673	377	70049938	245	70050294	15	70050647	209
70043421	404	70047673	378	70049943	244	70050294	251	70050647	212
70043491	271	70047678	377	70049944	245	70050295	261	70050679	125
70043491	301	70047852	350	70049945	260	70050296	15	70050721	384
70043491	303	70047852	367	70049978	259	70050296	245	70050721	389
70043576	487	70048138	343	70049988	132	70050297	245	70050734	317
70043576	491	70048142	341	70049988	144	70050298	15	70050734	319
70043713	383	70048142	343	70049988	233	70050298	240	70050735	159
70043716	383	70048142	345	70049988	235	70050304	15	70050735	155
70043769	403	70048142	347	70049988	265	70050304	242	70050735	157
70043852	160	70048142	379	70049988	268	70050309	266	70050735	317
70043853	160	70048142	392	70049988	269	70050309	265	70050735	319
70043858	160	70048142	390	70049993	233	70050310	265	70050748	209
70043860	160	70048145	353	70049993	235	70050311	265	70050748	212
70043881	133	70048173	217	70049993	265	70050323	260	70050751	369
70043881	266	70048173	221	70049993	268	70050325	267	70050785	255
70043886	175	70048195	217	70049993	269	70050327	380	70050785	255
70043886	179	70048195	221	70049993	475	70050328	268	70050787	100
70043991	160	70048603	172	70049993	477	70050341	274	70050787	101
70044249	187	70048606	172	70049993	491	70050342	274	70050842	336
70044249	199	70048608	172	70049994	265	70050357	255	70051006	169
70044249	191	70048665	301	70050207	251	70050368	15	70051006	171
70044249	209	70048665	303	70050211	251	70050369	15	70051112	273
70044252	160	70048666	301	70050214	256	70050369	256	70051121	273
70044255	160	70048666	303	70050215	259	70050370	256	70051124	273
70044256	160	70048694	247	70050210	259	70050390	274	70051125	273
70044478	259	70048822	348	70050220	264	70050391	274	70051240	271
70044753	217	70048822	349	70050221	266	70050391	276	70051241	271
70044753	221	70048922	350	70050222	266	70050391	277	70051242	271
70044810	341	70049109	273	70050223	259	70050433	268	70051243	262
70044810	343	70049110	241	70050227	259	70050434	268	70051244	271
70044810	345	70049110	273	70050228	253	70050440	259	70051245	15
70044810	347	70049111	273	70050229	253	70050442	15	70051245	260
70044918	160	70049818	260	70050230	253	70050442	233	70051248	262
70044961	152	70049825	271	70050231	253	70050442	235	70051291	253
70044961	155	70049826	271	70050233	259	70050442	265	70051292	253
70044973	123	70049829	262	70050234	253	70050444	253	70051300	248
70044973	327	70049836	15	70050236	256	70050445	253	70051300	249
70044973	335	70049836	241	70050244	258	70050447	274	70051301	248
70044973	371	70049836	273	70050245	301	70050510	331	70051301	249
70044973	392	70049849	305	70050245	303	70050543	278	70051308	256
70044973	394	70049851	271	70050246	301	70050543	280	70051341	95
70044973	67	70049861	301	70050246	303	70050547	229	70051344	245
70045066	258	70049861	303	70050247	301	70050547	230	70051344	261
70045104	275	70049877	295	70050247	303	70050548	229	70051345	245
70045174	357	70049877	299	70050249	259	70050548	230	70051347	262
70045174	536	70049877	301	70050251	301	70050551	331	70051359	309
70045174	71	70049881	260	70050253	252	70050566	252	70051359	311
70045295	125	70049884	287	70050264	260	70050569	227	70051395	271
70045295	127	70049884	289	70050265	252	70050569	229	70051396	271
70045295	139	70049885	295	70050266	251	70050569	230	70051400	271
70045306	333	70049886	262	70050267	15	70050573	403	70051403	15
70045312	215	70049896	301	70050267	251	70050575	218	70051403	256
70045312	225	70049899	260	70050268	260	70050575	222	70051427	295
70045358	408	70049899	261	70050270	244	70050578	218	70051429	295
70045307	193	70049903	15	70050271	248	70050578	222	70051429	299
70045507	199	70049903	260	70050271	249	70050579	208	70051430	295
70045507	259	70049903	261	70050272	244	70050579	211	70051431	295
70045524	295	70049910	255	70050273	260	70050594	106	70051432	295
70046419	407	70049915	245	70050275	262	70050594	101	70051433	295
70046419	523	70049918	251	70050276	271	70050594	256	70051438	262
70047151	293	70049919	247	70050276	271	70050595	106	70051447	251
70047151	299	70049921	247	70050278	245	70050595	101	70051447	256
70047307	383	70049922	247	70050288	380	70050595	256	70051447	407
70047381	97	70049924	245	70050288	382	70050607	403	70051446	262

NUMERICAL INDEX 0073122632

PART NO.	PAGE	PART NO.	PAGE	PART NO.	PAGE	PART NO.	PAGE	PART NO.	PAGE
70051449	262	70053927	233	70055756	217	70064531	323	70068865	146
70051450	262	70053927	265	70055756	221	70064531	326	70068866	146
70051478	299	70053929	15	70055757	217	70064531	327	70068869	146
70051481	299	70053929	233	70055757	221	70064531	333	70068871	123
70051482	299	70053931	233	70055759	217	70064531	397	70068875	166
70051483	299	70054182	269	70055759	221	70064531	70	70068878	166
70051484	299	70054228	227	70055760	218	70064531	71	70068879	166
70051496	248	70054246	271	70055760	221	70064589	389	70068881	166
70051496	249	70054457	244	70055761	217	70064589	67	70068881	166
70051513	233	70054824	287	70055761	221	70064810	326	70068891	146
70051513	235	70054890	272	70056297	216	70064810	327	70068963	149
70051513	265	70054890	273	70056362	249	70064942	265	70069164	166
70051597	209	70054890	295	70056588	241	70065412	160	70069349	146
70051858	255	70054890	299	70056589	241	70065461	387	70069628	15
70052016	335	70054890	301	70056590	428	70065481	227	70069628	15
70052231	246	70054890	303	70056590	429	70065577	86	70069673	265
70052247	246	70054896	457	70056864	15	70065582	87	70069684	265
70052272	246	70054968	283	70056864	215	70065582	89	70069814	403
70052273	246	70054973	309	70056864	218	70065582	91	70069998	146
70052274	246	70054973	311	70056864	222	70065613	100	70069998	146
70052281	246	70055012	309	70056864	225	70065613	101	70069999	249
70052354	217	70055012	311	70056865	235	70065613	103	70070161	305
70052354	221	70055234	353	70056873	235	70065613	105	70070162	229
70052360	100	70055416	125	70057207	267	70065784	504	70070162	230
70052360	101	70055421	407	70057208	267	70065785	237	70070285	274
70052371	402	70055422	407	70057208	268	70065953	341	70070285	282
70052416	227	70055441	409	70057375	259	70065953	343	70070285	413
70052423	227	70055442	409	70057414	253	70066063	305	70070400	282
70052601	266	70055443	408	70057415	246	70066251	166	70070403	176
70052662	475	70055444	408	70057517	325	70066252	166	70070403	180
70052662	477	70055445	408	70057517	326	70066253	165	70070467	274
70052662	487	70055446	408	70057517	327	70066255	166	70070467	281
70052791	333	70055447	408	70057540	407	70066260	172	70070467	289
70052791	352	70055448	408	70057773	225	70066260	343	70070467	333
70052893	401	70055457	408	70057784	377	70066260	345	70070467	353
70052979	411	70055458	409	70057927	159	70066261	164	70070467	413
70052979	413	70055459	409	70057927	218	70066467	379	70070467	471
70052979	415	70055460	409	70057927	222	70066467	381	70070467	487
70053005	266	70055466	407	70058614	267	70066517	165	70070467	489
70053038	461	70055467	407	70058827	348	70066566	255	70070467	536
70053206	246	70055529	405	70058828	348	70066581	171	70070469	123
70053209	246	70055530	405	70058831	348	70066594	256	70070469	155
70053237	245	70055558	405	70058937	403	70066661	181	70070469	176
70053304	299	70055558	407	70059260	259	70066662	181	70070469	180
70053305	287	70055559	405	70060649	258	70066862	387	70070469	273
70053305	295	70055559	407	70060669	67	70066872	167	70070469	279
70053315	287	70055560	407	70061812	77	70066873	167	70070469	322
70053315	289	70055561	405	70061812	79	70066874	167	70070469	361
70053322	287	70055561	407	70061812	97	70066875	167	70070469	536
70053346	295	70055562	407	70063222	134	70066876	167	70070469	68
70053408	282	70055563	405	70063889	73	70067110	387	70070469	69
70053476	505A	70055563	407	70063890	73	70067112	387	70070469	70
70053619	320	70055564	407	70063891	73	70067559	280	70070469	80
70053667	153	70055565	407	70063912	260	70067902	397	70070469	82
70053667	155	70055566	408	70063912	261	70067937	337	70070469	95
70053667	157	70055567	405	70064200	262	70067937	339	70070469	97
70053667	317	70055567	407	70064241	309	70068389	233	70070469	99
70053667	319	70055568	405	70064241	311	70068389	235	70070678	266
70053668	319	70055568	407	70064242	309	70068389	269	70070792	255
70053670	260	70055572	408	70064242	311	70068399	387	70070960	387
70053700	261	70055573	409	70064272	312	70068404	387	70070960	408
70053746	274	70055589	348	70064273	312	70068405	387	70070960	501
70053746	277	70055589	349	70064530	253	70068501	262	70071800	146
70053787	274	70055589	350	70064531	100	70068511	233	70071943	287
70053899	15	70055669	408	70064531	101	70068797	245	70072366	21
70053899	208	70055670	408	70064531	103	70068807	247	70072366	299
70053926	233	70055671	408	70064531	104	70068859	146	70072366	495
70053926	235	70055672	408	70064531	175	70068861	146	70072366	497
70053926	265	70055754	217	70064531	179	70068862	146	70072438	133
70053927	15	70055754	221	70064531	180	70068864	146	70072438	135

NUMERICAL INDEX 0073122632

PART NO.	PAGE	PART NO.	PAGE	PART NO.	PAGE	PART NO.	PAGE	PART NO.	PAGE
70073300	248	70077245	239	70081672	139	70085452	238	70086871	282
70073300	249	70077247	149	70081672	145	70085452	391	70086915	181
70073301	249	70077247	317	70081756	218	70085453	397	70086920	181
70073302	303	70077250	149	70081756	222	70085590	279	70086960	21
70073302	303	70077351	371	70081867	352	70085623	100	70086961	21
70073326	217	70077341	374	70081966	309	70085623	102	70087061	282
70073326	225	70077341	384	70081966	311	70085626	317	70087070	283
70073346	301	70077341	389	70082025	237	70085640	397	70087079	383
70073347	215	70077345	409	70082189	77	70085726	273	70087082	97
70073355	403	70077697	215	70082189	79	70085768	233	70087096	389
70073739	215	70078052	215	70082189	80	70085774	209	70087147	283
70073763	273	70078116	217	70082189	85	70085810	209	70087152	397
70073809	390	70078116	221	70082189	97	70085822	233	70087191	331
70073806	215	70078134	218	70082189	99	70085827	273	70087193	309
70073908	225	70078134	222	70082300	230	70085628	273	70087233	317
70073927	215	70078276	217	70082441	77	70085829	273	70087245	369
70073927	226	70078278	221	70082441	79	70085831	273	70087245	371
70073952	228	70078470	405	70082442	67	70085834	273	70087251	153
70073952	229	70078620	127	70082442	69	70085859	252	70087258	315
70073952	230	70078620	233	70082443	73	70085679	228	70087259	315
70073955	228	70078620	235	70082444	73	70085879	230	70087265	325
70073955	229	70078620	265	70082449	72	70085886	153	70087266	95
70073955	230	70078667	215	70082467	72	70085892	230	70087267	331
70074387	348	70078667	226	70082488	72	70085933	123	70087287	69
70074388	341	70078668	217	70082489	72	70085973	155	70087287	95
70074388	343	70078669	215	70082490	72	70085973	157	70087292	95
70074388	388	70078670	215	70082491	72	70085974	155	70087296	322
70074452	383	70078717	317	70082492	72	70085974	157	70087298	322
70074452	387	70078742	251	70082493	72	70085976	230	70087308	153
70074577	336	70078749	296	70082505	72	70085999	152	70087309	153
70074577	358	70078759	299	70082875	123	70085999	155	70087313	353
70074578	336	70078750	299	70082878	241	70086238	153	70087323	321
70074578	338	70078766	299	70082877	15	70086238	155	70087324	321
70074579	336	70078810	123	70082967	73	70086238	157	70087339	176
70074579	338	70078810	129	70083002	8	70086238	317	70087342	176
70074614	218	70078810	130	70083043	287	70086238	318	70087353	283
70074614	221	70078810	137	70083051	287	70086239	155	70087355	283
70074751	215	70078810	252	70083052	287	70086239	157	70087356	283
70074752	215	70078814	212	70083136	211	70086241	209	70087357	283
70075535	345	70078835	309	70083149	211	70086284	228	70087366	358
70075535	347	70078835	311	70083213	301	70086284	230	70087377	175
70075535	390	70078836	309	70083263	331	70086426	152	70087424	341
70075535	391	70078836	311	70083270	211	70086426	155	70087463	21
70075567	278	70078908	269	70083529	8	70086449	278	70087464	21
70075711	242	70078926	375	70083529	97	70086497	274	70087568	341
70075769	166	70078926	95	70083536	295	70086499	274	70087568	343
70075770	166	70078941	303	70083536	299	70086509	309	70087568	389
70075771	164	70078967	123	70083567	79	70086532	309	70087689	428
70075853	341	70079203	268	70083567	8	70086599	279	70087689	430
70075853	343	70079229	268	70083625	133	70086599	281	70087804	169
70075853	389	70079575	341	70083625	135	70086633	287	70088037	169
70075854	341	70079616	309	70083920	241	70086633	289	70088038	169
70075854	343	70079616	311	70084227	397	70086755	278	70088038	171
70075854	389	70079617	309	70084315	331	70086755	280	70088045	169
70076123	269	70080166	15	70084526	139	70086757	153	70088080	160
70076226	391	70080166	252	70084540	268	70086757	155	70088081	160
70076258	239	70080470	227	70084544	35	70086757	159	70088195	317
70076498	368	70080758	73	70084741	139	70086757	169	70088242	175
70076552	269	70080773	309	70084768	157	70086757	171	70088260	95
70076572	353	70080773	311	70084807	320	70086764	358	70088261	95
70076572	355	70080808	242	70084897	73	70086767	149	70088262	95
70076572	357	70080954	271	70084899	73	70086774	240	70088348	175
70076688	73	70081194	273	70084971	309	70086780	305	70088348	179
70076710	129	70081242	273	70084971	311	70086793	368	70088349	179
70076726	255	70081335	236	70085088	320	70086835	315	70088349	179
70076846	251	70081336	256	70085280	320	70086836	315	70088350	353
70076847	252	70081369	271	70085412	384	70086837	315	70088356	428
70076850	251	70081404	333	70085412	389	70086840	315	70088356	430
70077165	409	70081404	353	70085443	202	70086849	317	70088365	317
70077234	239	70081670	246	70085444	282	70086849	320	70088365	319

NUMERICAL INDEX 0073122632

PART NO.	PAGE	PART NO.	PAGE	PART NO.	PAGE	PART NO.	PAGE	PART NO.	PAGE
70088366.....	317	70088999.....	67	70091779.....	365	70093752.....	99	70094988.....	146
70088366.....	319	70089000.....	67	70091811.....	278	70093804.....	295	70094993.....	125
70088367.....	123	70089019.....	187	70091811.....	280	70093972.....	97	70094995.....	125
70088394.....	392	70089019.....	189	70091812.....	279	70093972.....	99	70094996.....	125
70088428.....	139	70089019.....	191	70091812.....	281	70093976.....	133	70094997.....	125
70088428.....	141	70089182.....	233	70091820.....	343	70093982.....	305	70094997.....	127
70088428.....	143	70089239.....	404	70091855.....	139	70093996.....	259	70094998.....	125
70088435.....	347	70089255.....	315	70091855.....	141	70094167.....	73	70094998.....	127
70088435.....	368	70089305.....	341	70091855.....	143	70094284.....	125	70095020.....	164
70088439.....	139	70089306.....	341	70091855.....	144	70094285.....	141	70095039.....	388
70088441.....	139	70089336.....	331	70091862.....	251	70094285.....	143	70095120.....	403
70088444.....	123	70089389.....	199	70091862.....	475	70094286.....	141	70095213.....	133
70088445.....	123	70089592.....	315	70091862.....	477	70094287.....	133	70095213.....	135
70088449.....	123	70089609.....	67	70091862.....	487	70094287.....	135	70095321.....	133
70088460.....	139	70089611.....	68	70091942.....	316	70094289.....	141	70095323.....	8
70088462.....	139	70089621.....	358	70091984.....	21	70094290.....	146	70095323.....	97
70088464.....	123	70089621.....	359	70092021.....	315	70094309.....	125	70095324.....	79
70088470.....	139	70089625.....	182	70092022.....	315	70094317.....	141	70095324.....	9
70088470.....	141	70089644.....	365	70092023.....	175	70094317.....	269	70095347.....	132
70088470.....	143	70089740.....	169	70092028.....	175	70094422.....	238	70095347.....	132
70088471.....	169	70089878.....	77	70092028.....	179	70094422.....	69	70095381.....	69
70088471.....	368	70089878.....	95	70092107.....	239	70094422.....	71	70095396.....	133
70088473.....	139	70089894.....	184	70092160.....	164	70094437.....	69	70095397.....	133
70088480.....	123	70089900.....	137	70092160.....	169	70094437.....	70	70095399.....	133
70088494.....	123	70089905.....	325	70092160.....	172	70094439.....	69	70095402.....	133
70088534.....	371	70089929.....	317	70092265.....	67	70094440.....	69	70095417.....	133
70088534.....	373	70089933.....	397	70092386.....	176	70094440.....	8	70095421.....	133
70088534.....	375	70090020.....	129	70092386.....	182	70094447.....	97	70095421.....	135
70088534.....	376	70090020.....	519	70092518.....	325	70094449.....	79	70095435.....	125
70088535.....	375	70090020.....	521	70092545.....	322	70094449.....	97	70095435.....	132
70088538.....	301	70090020.....	523	70092547.....	322	70094450.....	368	70095496.....	133
70088540.....	341	70090021.....	67	70092635.....	176	70094450.....	371	70095500.....	133
70088540.....	343	70090048.....	361	70092635.....	182	70094450.....	373	70095525.....	133
70088540.....	345	70090048.....	365	70092635.....	335	70094452.....	97	70095525.....	135
70088540.....	347	70090077.....	315	70092685.....	335	70094453.....	69	70095526.....	79
70088544.....	139	70090090.....	159	70092726.....	95	70094459.....	97	70095526.....	9
70088559.....	317	70090154.....	187	70092727.....	77	70094460.....	97	70095526.....	97
70088561.....	187	70090154.....	189	70092727.....	79	70094460.....	79	70095535.....	146
70088561.....	189	70090154.....	191	70092727.....	80	70094464.....	69	70095536.....	125
70088561.....	191	70090155.....	187	70092727.....	83	70094464.....	8	70095536.....	127
70088566.....	139	70090155.....	189	70092727.....	97	70094467.....	79	70095554.....	9
70088566.....	141	70090155.....	191	70092727.....	99	70094467.....	81	70095555.....	127
70088566.....	143	70090162.....	175	70092787.....	268	70094467.....	83	70095555.....	133
70088593.....	279	70090240.....	21	70092797.....	172	70094467.....	97	70095559.....	337
70088593.....	281	70090277.....	493	70093004.....	331	70094467.....	99	70095779.....	253
70088594.....	279	70090487.....	358	70093025.....	176	70094467.....	99	70095789.....	9
70088622.....	353	70090489.....	358	70093026.....	176	70094527.....	163	70095860.....	169
70088624.....	233	70090645.....	245	70093027.....	176	70094527.....	172	70095860.....	171
70088626.....	233	70090691.....	305	70093054.....	175	70094527.....	345	70095861.....	376
70088629.....	336	70090692.....	305	70093054.....	176	70094527.....	347	70095862.....	171
70088629.....	336	70090692.....	305	70093054.....	176	70094527.....	355	70095865.....	376
70088629.....	338	70090919.....	383	70093054.....	179	70094527.....	357	70095865.....	9
70088637.....	265	70090958.....	268	70093054.....	180	70094527.....	369	70095865.....	9
70088638.....	265	70090960.....	268	70093055.....	176	70094527.....	371	70095984.....	335
70088661.....	380	70091046.....	238	70093055.....	180	70094527.....	374	70095985.....	357
70088690.....	67	70091046.....	353	70093059.....	175	70094527.....	376	70095987.....	266
70088814.....	217	70091046.....	384	70093059.....	179	70094527.....	99	70095988.....	266
70088814.....	221	70091046.....	77	70093059.....	486	70094527.....	99	70095993.....	357
70088815.....	217	70091046.....	95	70093059.....	491	70094597.....	71	70095993.....	357
70088815.....	221	70091080.....	21	70093061.....	175	70094630.....	390	70096069.....	315
70088816.....	208	70091090.....	315	70093061.....	180	70094630.....	391	70096136.....	305
70088816.....	215	70091325.....	271	70093152.....	283	70094642.....	172	70096136.....	272
70088817.....	217	70091453.....	392	70093286.....	95	70094642.....	172	70096155.....	271
70088817.....	221	70091454.....	392	70093290.....	95	70094674.....	368	70096158.....	271
70088919.....	67	70091456.....	392	70093313.....	353	70094674.....	8	70096199.....	271
70088920.....	67	70091540.....	72	70093332.....	305	70094692.....	69	70096167.....	272
70088987.....	67	70091669.....	343	70093344.....	352	70094698.....	165	70096191.....	133
70088994.....	77	70091671.....	227	70093390.....	176	70094703.....	8	70096258.....	127
70088995.....	77	70091673.....	227	70093390.....	182	70094858.....	8	70096258.....	133
70088996.....	77	70091779.....	361	70093752.....	79	70094890.....	172	70096278.....	272
70088998.....	67	70091779.....	363	70093752.....	97	70094987.....	141	70096652.....	21
						70094987.....	143	70096761.....	212

PART NO.	PAGE	PART NO.	PAGE	PART NO.	PAGE	PART NO.	PAGE	PART NO.	PAGE
70096815	73	70097839	347	70098433	74	70099964	150	70500236	414
70096816	73	70097860	345	70098434	74	70099994	336	70602214	401
70096918	357	70097860	347	70098435	74	70099994	333	70603010	235
70097026	169	70097864	11	70098436	74	70178555	229	70604439	405
70097026	171	70097864	371	70098437	74	70182763	349	70604879	251
70097030	341	70097864	9	70098438	74	70182763	350	70604922	408
70097030	343	70097873	355	70098439	74	70182763	351	70604925	233
70097030	345	70097874	355	70098440	74	70183890	483	70604925	235
70097030	388	70097874	357	70098441	74	70184376	363	70604943	403
70097030	390	70097915	255	70098443	74	70184604	484	70605603	127
70097046	349	70097916	255	70098444	74	70184609	484	70605603	135
70097048	349	70097930	392	70098445	74	70184610	483	70605603	268
70097088	211	70097932	392	70098446	74	70186399	483	70605808	382
70097098	155	70097939	326	70098453	320	70194132	436	70605812	251
70097283	21	70097939	328	70098454	320	70194131	436	70606147	455
70097284	21	70097946	327	70098457	393	70194165	436	70607437	295
70097509	265	70097946	329	70098458	393	70194166	436	70614478	273
70097534	79	70097949	506	70098459	171	70196775	436	70614478	305
70097534	97	70097956	506	70098460	355	70201671	175	70614478	315
70097534	99	70097968	323	70098460	357	70203188	149	70614478	504
70097558	335	70097982	333	70098462	309	70203188	157	70617125	506
70097566	269	70097989	508	70098462	311	70203188	317	70617125	507
70097567	233	70097990	508	70098487	172	70203188	67	70620007	100
70097567	235	70097991	508	70098522	397	70206592	384	70620013	335
70097562	335	70097992	508	70098530	390	70208253	475	70620034	81
70097604	333	70097993	508	70098521	390	70208253	477	70620034	83
70097605	333	70097994	508	70098534	326	70208253	487	70620034	99
70097609	355	70097996	509	70098534	328	70208253	491	70620035	99
70097611	355	70097997	509	70098590	127	70208960	341	70620057	178
70097611	357	70098015	327	70098813	127	70208960	343	70620057	180
70097612	335	70098015	329	70098815	243	70208960	345	70620072	237
70097620	319	70098017	319	70098881	387	70208960	347	70620158	355
70097646	135	70098018	321	70098882	287	70208960	383	70620158	357
70097647	134	70098019	127	70098889	287	70208960	387	70620161	333
70097648	135	70098021	127	70098890	287	70208960	389	70620195	212
70097667	127	70098023	127	70098902	305	70208960	390	70620196	228
70097668	135	70098029	320	70099133	208	70208960	391	70620201	237
70097670	135	70098029	393	70099138	251	70209359	175	70620279	211
70097677	268	70098029	394	70099147	309	70210740	271	70620280	175
70097676	268	70098036	75	70099147	311	70210740	301	70620329	228
70097685	143	70098047	240	70099148	309	70210740	303	70620365	360
70097691	315	70098089	251	70099148	311	70211068	409	70620366	360
70097705	143	70098099	355	70099219	380	70211567	408	70620373	143
70097715	326	70098099	357	70099332	175	70212758	383	70620445	333
70097735	103	70098108	371	70099332	179	70223585	215	70620448	333
70097735	105	70098119	265	70099332	457	70223585	225	70620471	211
70097738	99	70098120	265	70099332	461	70235449	159	70620495	9
70097739	99	70098151	125	70099374	209	70235794	341	70620495	97
70097741	233	70098175	309	70099376	269	70235794	343	70620496	9
70097741	235	70098175	311	70099407	209	70235794	345	70620712	266
70097741	269	70098237	269	70099409	209	70235794	389	70620827	258
70097742	251	70098238	269	70099410	208	70239625	161	70620840	37
70097746	9	70098244	278	70099411	209	70240962	359	70620934	305
70097747	11	70098244	280	70099419	327	70240962	360	70621039	237
70097747	9	70098363	70	70099419	329	70242787	239	70621201	333
70097747	99	70098364	80	70099435	95	70243526	352	70621238	271
70097760	320	70098364	82	70099441	179	70243526	355	70621241	271
70097760	393	70098365	81	70099481	287	70243526	357	70621245	271
70097760	394	70098385	9	70099462	287	70243527	352	70621245	273
70097764	233	70098366	81	70099575	71	70243527	355	70621283	301
70097764	235	70098366	9	70099746	74	70243527	357	70621283	303
70097765	260	70098369	81	70099621	155	70243528	352	70621298	309
70097784	233	70098369	83	70099886	242	70243528	355	70621298	311
70097784	235	70098372	70	70099867	242	70243528	357	70621304	238
70097790	155	70098372	81	70099890	242	70500155	529	70621304	71
70097793	155	70098372	83	70099901	393	70528519	405	70621308	360
70097808	251	70098389	134	70099902	393	70528519	407	70621315	239
70097815	164	70098392	134	70099905	393	70556792	422	70621316	239
70097821	323	70098401	335	70099906	393	70600236	411	70621329	251
70097839	345	70098409	335	70099907	393	70600236	413	70621338	336

NUMERICAL INDEX 0073122632

PART NO.	PAGE	PART NO.	PAGE	PART NO.	PAGE	PART NO.	PAGE	PART NO.	PAGE
70621342	336	70623452	226	70624770	246	70625776	469	70625891	462
70621342	338	70623453	226	70624780	246	70625775	471	70625892	458
70621357	336	70623456	225	70624781	247	70625776	475	70625892	462
70621357	338	70623457	225	70624832	487	70625776	477	70625894	458
70621363	299	70623459	225	70624832	487	70625776	491	70625894	462
70621399	337	70623460	211	70624844	487	70625778	475	70625895	462
70621399	398	70623461	211	70624899	487	70625778	477	70625897	475
70621400	337	70623461	211	70624931	584	70625778	491	70625899	461
70621400	338	70623462	225	70624934	453	70625783	442	70625918	494
70621428	351	70623467	159	70624934	453	70625784	442	70625933	455
70621429	347	70623673	159	70624936	462A	70625789	442	70625934	455
70621429	390	70623677	380	70624936	488	70625790	442	70625941	442
70621429	391	70623678	361	70624937	462A	70625791	443	70625942	442
70621440	218	70623683	159	70624937	488	70625792	439	70625943	455
70621440	221	70623684	159	70624939	487	70625792	443	70625946	442
70621443	217	70623742	171	70624939	491	70625793	441	70625946	442
70621443	221	70623752	258	70624947	477	70625794	443	70625970	411
70621457	29	70623753	258	70624947	487	70625796	439	70625970	413
70621516	47	70623778	259	70624947	491	70625796	442	70625970	414
70621724	351	70623820	319	70624949	487	70625796	536	70626182	449
70621775	102	70623919	237	70624955	443	70625797	425	70626182	451
70621775	105	70623925	237	70625221	532	70625797	427	70626182	455
70621809	301	70623969	211	70625543	228	70625798	427	70626193	495
70621809	303	70624059	275	70625543	230	70625799	427	70626193	497
70621860	241	70624064	276	70625624	507	70625801	435	70626200	493
70622040	301	70624064	277	70625648	507	70625802	435	70626222	10
70622064	353	70624065	276	70625649	507	70625805	441	70626222	12
70622080	251	70624065	277	70625650	507	70625806	441	70626223	495
70622161	163	70624068	275	70625655	507	70625807	442	70626223	497
70622246	336	70624070	248	70625656	507	70625808	442	70626234	413
70622432	157	70624072	248	70625660	507	70625809	427	70626279	495
70622447	162	70624074	248	70625687	443	70625813	441	70626279	497
70622463	237	70624075	245	70625692	443	70625814	441	70626317	529
70622510	272	70624076	401	70625693	443	70625815	441	70626318	529
70622516	237	70624077	159	70625719	413	70625816	449	70626319	529
70622517	11	70624081	159	70625723	423	70625817	449	70626321	535
70622517	237	70624098	275	70625724	423	70625817	451	70626322	535
70622518	239	70624107	244	70625725	423	70625824	413	70626323	529
70622520	237	70624108	246	70625755	449	70625824	414	70626326	443
70622521	237	70624115	247	70625725	451	70625825	411	70626370	443
70622585	212	70624118	244	70625747	422	70625825	413	70626371	443
70622588	11	70624120	428	70625750	423	70625825	415	70626376	536
70622588	238	70624120	430	70625753	442	70625826	411	70626379	536
70622612	299	70624127	373	70625754	413	70625826	413	70626382	532
70622613	299	70624143	258	70625754	415	70625826	415	70626382	536
70622729	349	70624179	238	70625755	442	70625827	411	70626383	536
70622754	268	70624201	211	70625756	423	70625827	413	70626385	536
70622820	267	70624214	103	70625756	441	70625827	415	70626386	532
70622823	267	70624416	319	70625757	423	70625828	412	70626386	536
70622825	303	70624418	319	70625757	441	70625829	411	70626388	536
70622926	303	70624426	320	70625758	458	70625829	413	70626392	11
70622827	303	70624461	256	70625758	462	70625829	415	70626392	535
70622830	303	70624462	256	70625759	458	70625830	413	70626392	9
70622917	235	70624487	316	70625759	462	70625831	413	70626393	11
70622913	235	70624488	316	70625760	458	70625835	11	70626393	535
70622921	212	70624508	374	70625760	462	70625835	441	70626393	9
70622924	212	70624554	261	70625761	458	70625835	9	70626397	521
70622930	303	70624562	259	70625761	462	70625835	11	70626397	523
70622935	229	70624584	129	70625763	458	70625836	442	70626399	523
70623097	337	70624584	137	70625765	462	70625836	9	70626399	523
70623097	338	70624584	144	70625766	458	70625865	423	70626404	523
70623112	295	70624635	246	70625766	462	70625873	413	70626405	11
70623113	295	70624636	253	70625767	475	70625873	414	70626405	523
70623115	295	70624670	226	70625767	476	70625874	413	70626405	9
70623116	295	70624690	307	70625767	491	70625874	414	70626406	477
70623124	295	70624746	99	70625769	475	70625881	428	70626406	491
70623234	425	70624775	246	70625769	476	70625881	430	70626407	477
70623234	427	70624776	246	70625769	491	70625882	428	70626412	509
70623308	225	70624777	246	70625774	469	70625882	430	70626421	509
70623442	225	70624778	246	70625774	471	70625891	458	70626543	423

NUMERICAL INDEX 0073122632

PART NO.	PAGE	PART NO.	PAGE	PART NO.	PAGE	PART NO.	PAGE	PART NO.	PAGE
70626736.....	141	70628821.....	238	70631225.....	169	70633147.....	101	70635682.....	505
70626824.....	417	70628824.....	262	70631225.....	171	70633147.....	103	70635683.....	505
70626824.....	419	70628824.....	263	70631226.....	169	70633147.....	104	70635685.....	505
70626977.....	451	70628892.....	242	70631226.....	171	70633183.....	373	70635831.....	491
70626998.....	451	70628915.....	306	70631351.....	404	70633219.....	129	70636462.....	489
70627001.....	451	70628915.....	307	70631476.....	129	70633220.....	130	70636547.....	449
70627005.....	451	70628930.....	306	70631476.....	137	70633221.....	129	70636693.....	491
70627006.....	441	70628931.....	306	70631496.....	129	70633222.....	129	70636694.....	491
70627007.....	413	70628931.....	307	70631498.....	137	70633228.....	130	70636695.....	457
70627007.....	415	70628941.....	253	70631533.....	338	70633374.....	338	70636695.....	461
70627009.....	441	70629117.....	161	70631553.....	315	70633430.....	251	70636759.....	505
70627044.....	443	70629118.....	161	70631554.....	315	70633431.....	251	70637294.....	435
70627143.....	420	70629189.....	387	70631564.....	162	70633469.....	137	70637297.....	435
70627249.....	240	70629244.....	145	70631566.....	169	70633519.....	100	70637299.....	435
70627319.....	246	70629266.....	272	70631566.....	171	70633519.....	101	70637302.....	435
70627357.....	242	70629269.....	272	70631639.....	380	70633519.....	103	70637303.....	435
70627412.....	243	70629291.....	287	70631652.....	129	70633519.....	104	70637304.....	435
70627426.....	275	70629331.....	393	70631665.....	305	70633519.....	179	70637305.....	435
70627710.....	458	70629332.....	393	70631666.....	283	70633519.....	70	70637311.....	435
70627710.....	462	70629354.....	273	70631687.....	289	70633519.....	80	70637405.....	504
70627981.....	428	70629419.....	282	70631691.....	291	70633519.....	82	70637549.....	129
70627981.....	429	70629585.....	275	70631691.....	292	70633559.....	273	70637549.....	134
70627982.....	428	70629615.....	301	70631691.....	295	70633594.....	319	70637640.....	289
70627982.....	430	70629615.....	303	70631734.....	289	70633594.....	324	70637932.....	259
70628107.....	262	70629672.....	260	70631755.....	289	70633629.....	381	70637932.....	260
70628138.....	144	70629672.....	261	70631756.....	305	70634108.....	211	70638282.....	350
70628157.....	129	70629675.....	260	70631789.....	163	70634111.....	211	70638283.....	345
70628191.....	309	70629827.....	301	70631782.....	159	70634156.....	212	70638283.....	347
70628191.....	311	70629827.....	303	70631785.....	175	70634197.....	176	70638283.....	391
70628192.....	309	70629828.....	301	70631794.....	303	70634197.....	180	70638558.....	269
70628192.....	311	70629828.....	303	70631816.....	159	70634237.....	411	70638567.....	269
70628195.....	256	70629967.....	338	70631844.....	347	70634237.....	413	70638606.....	382
70628196.....	256	70630045.....	259	70631925.....	266	70634237.....	415	70638621.....	225
70628210.....	157	70630045.....	260	70631973.....	273	70634282.....	211	70638637.....	394
70628241.....	255	70630344.....	335	70632082.....	233	70634371.....	397	70638638.....	394
70628274.....	287	70630540.....	72	70632107.....	211	70634385.....	394	70638648.....	225
70628274.....	289	70630626.....	380	70632231.....	282	70634392.....	324	70638649.....	225
70628310.....	261	70630655.....	255	70632279.....	237	70634400.....	337	70638650.....	225
70628333.....	263	70630656.....	255	70632301.....	289	70634400.....	339	70638652.....	225
70628426.....	263	70630713.....	172	70632302.....	289	70634410.....	319	70638732.....	137
70628429.....	261	70630717.....	289	70632388.....	337	70634455.....	319	70638844.....	263
70628447.....	371	70630745.....	145	70632388.....	338	70634477.....	155	70638897.....	355
70628451.....	263	70630753.....	403	70632389.....	337	70634480.....	361	70638897.....	357
70628468.....	239	70630778.....	262	70632389.....	338	70634500.....	137	70639024.....	130
70628512.....	38	70630785.....	377	70632390.....	337	70634502.....	324	70639064.....	319
70628562.....	159	70630787.....	169	70632390.....	338	70634516.....	337	70639068.....	347
70628585.....	159	70630787.....	171	70632390.....	338	70634516.....	338	70639081.....	238
70628586.....	319	70630806.....	225	70632390.....	338	70634537.....	324	70639312.....	345
70628588.....	361	70630827.....	169	70632390.....	338	70634627.....	211	70639313.....	347
70628655.....	237	70630827.....	171	70632390.....	338	70634650.....	144	70639314.....	347
70628655.....	38	70630828.....	169	70632641.....	291	70634677.....	373	70639370.....	87
70628715.....	263	70630828.....	171	70632645.....	291	70635067.....	401	70639370.....	89
70628736.....	123	70630829.....	169	70632646.....	291	70635112.....	505	70639388.....	382
70628736.....	125	70630829.....	171	70632655.....	247	70635192.....	415	70639388.....	387
70628736.....	127	70630830.....	169	70632657.....	291	70635195.....	415	70639388.....	391
70628736.....	129	70630830.....	171	70632657.....	293	70635197.....	415	70639750.....	226
70628736.....	133	70630830.....	171	70632657.....	293	70635198.....	415	70639751.....	226
70628736.....	134	70630860.....	336	70632659.....	291	70635208.....	415	70639752.....	226
70628736.....	137	70630875.....	287	70632659.....	293	70635208.....	415	70639767.....	163
70628736.....	139	70630914.....	237	70632692.....	289	70635209.....	373	70639793.....	12
70628736.....	143	70630917.....	380	70632736.....	129	70635210.....	373	70639793.....	163
70628736.....	144	70630917.....	381	70633001.....	211	70635412.....	423	70639951.....	162
70628737.....	123	70630917.....	382	70633058.....	323	70635412.....	441	70639981.....	280
70628738.....	123	70631007.....	71	70633069.....	323	70635480.....	487	70639982.....	282
70628738.....	130	70631181.....	243	70633083.....	144	70635480.....	491	70640327.....	283
70628738.....	133	70631198.....	169	70633084.....	129	70635667.....	505	70640675.....	347
70628738.....	135	70631198.....	171	70633084.....	129	70635668.....	505	70640677.....	347
70628738.....	145	70631199.....	169	70633123.....	129	70635674.....	505	70640707.....	382
70628815.....	262	70631199.....	171	70633127.....	129	70635675.....	505	70640727.....	382
70628815.....	263	70631224.....	169	70633132.....	144	70635680.....	505A	70641563.....	347
		70631224.....	171	70633147.....	100				

NUMERICAL INDEX 0073122632

PART NO.	PAGE	PART NO.	PAGE	PART NO.	PAGE	PART NO.	PAGE	PART NO.	PAGE
70641566	347	70645522	268	70648437	328	70651745	259	70654146	502
70641654	403	70645543	268	70648449	328	70651745	260	70654155	502
70641707	11	70645544	268	70648451	326	70651745	293	70654170	502
70641707	9	70645609	504	70648451	328	70651894	338	70654172	499
70641716	390	70645610	504	70648452	327	70651981	337	70654298	319
70642045	321	70645706	225	70648452	328	70651981	339	70654341	253
70642046	321	70645765	180	70648455	326	70652419	500	70654652	387
70642216	212	70645888	282	70648455	328	70652420	499	70654673	82
70642256	225	70646013	311	70648477	137	70652420	500	70654674	70
70642258	225	70646045	289	70648514	13	70652891	500	70654717	75
70642259	256	70646142	12	70648514	441	70653061	499	70654719	75
70642441	179	70646142	238	70648517	373	70653062	499	70654720	75
70642453	225	70648198	12	70648537	332	70653253	499	70654721	75
70642744	100	70646198	373	70648553	373	70653298	499	70654860	102
70642744	101	70646240	10	70648715	326	70653299	499	70654840	105
70642744	103	70646240	12	70648715	327	70653303	499	70654862	292
70642744	105	70646240	427	70649097	242	70653709	429	70654868	292
70642749	102	70646516	180	70649155	12	70653714	436	70654931	293
70642749	105	70646743	10	70649238	180	70653767	13	70654932	293
70643287	253	70646743	12	70649353	179	70653767	504	70654986	387
70643314	208	70646743	70	70649436	179	70653768	504	70654987	387
70643315	208	70648825	226	70649643	179	70653769	504	70654988	387
70643764	280	70648842	12	70649691	244	70653771	504	70654989	387
70643767	267	70648842	162	70649743	180	70653772	504	70654990	387
70643923	12	70648899	10	70649979	191	70654033	501	70654991	387
70643923	163	70648899	12	70649983	191	70654034	157	70655007	292
70644006	172	70648904	12	70650052	422	70654041	157	70655008	292
70644006	374	70648904	83	70650113	469	70654044	157	70655190	429
70644006	99	70648905	12	70650113	471	70654108	499	70655289	157
70644029	324	70648905	83	70650246	101	70654109	499	70655290	157
70644031	324	70646906	83	70650251	104	70654110	499	70655334	436
70644218	211	70646907	12	70650263	267	70654111	499	70655371	436
70644226	211	70646907	172	70650299	379	70654112	499	70655372	295
70644242	211	70646908	12	70650299	381	70654113	499	70655405	137
70644243	211	70646908	172	70650461	293	70654114	499	70655433	387
70644417	85	70646914	12	70650462	293	70654115	500	70655491	391
70644417	87	70646914	237	70650509	102	70654116	499	70655474	299
70644555	12	70646988	70	70650509	105	70654117	499	70655486	387
70644555	99	70647030	311	70650515	311	70654118	13	70655486	391
70644593	337	70647080	289	70650562	99	70654118	501	70655487	387
70644593	338	70647093	331	70650562	99	70654119	501	70655487	391
70644625	337	70647277	263	70650753	259	70654120	501	70655512	301
70644625	338	70647423	435	70650835	260	70654121	501	70655512	303
70644648	353	70647424	435	70650835	261	70654123	500	70656431	75
70644666	99	70647425	435	70650842	287	70654124	500	70656591	289
70644667	309	70647426	435	70650842	291	70654125	500	70656592	289
70644667	311	70647427	429	70650845	293	70654126	13	70656621	289
70644668	309	70647427	429	70650845	293	70654126	500	70656622	289
70644668	311	70647428	435	70650927	462	70654127	338	70656642	338
70644668	309	70647432	75	70650928	462	70654127	499	70656741	436
70644668	311	70647439	75	70650929	462	70654128	338	70656810	71
70644683	12	70647446	75	70650930	462	70654128	499	70656895	501
70644683	99	70647448	75	70650931	461	70654129	338	70656896	501
70644694	12	70647449	75	70651105	436	70654129	501	70656897	501
70644694	99	70647450	75	70651108	436	70654130	501	70656898	501
70644696	12	70647452	129	70651109	436	70654131	499	70656899	501
70644696	99	70647453	75	70651151	181	70654131	499	70656986	338
70644697	12	70647455	75	70651153	181	70654132	499	70657284	161
70644697	172	70647455	75	70651296	423	70654133	501	70658113	101
70644697	371	70647554	75	70651299	240	70654134	502	70658241	436
70644697	373	70647680	75	70651357	229	70654135	500	70658243	373
70644697	373	70647868	260	70651357	229	70654136	500	70658348	369
70644883	238	70647868	261	70651357	230	70654137	502	70658348	373
70644713	83	70647915	12	70651370	311	70654138	502	70658349	373
70644837	394	70647915	172	70651394	228	70654139	502	70658349	376
70644838	394	70647928	255	70651396	230	70654140	502	70658353	497
70645098	435	70648155	442	70651400	240	70654140	502	70658360	464
70645280	269	70648177	159	70651613	251	70654141	502	70658361	464
70645295	235	70648270	469	70651614	251	70654142	502	70658363	464
70645451	225	70648270	471	70651618	251	70654143	502	70658364	464
70645514	263	70648353	325	70651630	343	70654144	502	70658364	464
70645521	268	70648353	327	70651630	345	70654145	502	70658364	464

NUMERICAL INDEX 0073122632

PART NO.	PAGE	PART NO.	PAGE	PART NO.	PAGE	PART NO.	PAGE	PART NO.	PAGE
70658365	464	70667206	255	70679700	500	70694435	338	70900818	390
70658366	464	70667252	15	70679700	503	70694652	339	70900818	391
70658397	373	70667252	255	70679901	303	70694793	339	70900825	423
70658423	369	70667252	276	70679903	303	70695111	331	70900826	517
70658584	336	70667252	277	70680045	289	70695332	339	70900942	123
70658684	338	70667252	37	70680046	289	70695471	352	70900942	125
70658690	338	70667252	46	70680075	292	70695471	355	70900942	139
70658707	301	70667393	423	70680076	292	70695471	357	70900942	141
70658707	303	70667396	423	70680080	325	70697408	436	70900942	252
70659105	335	70667422	T5	70680129	503	70697415	436	70900942	265
70659445	436	70668242	283	70680130	503	70900191	211	70900970	123
70659457	436	70668252	102	70680131	503	70900405	317	70900970	130
70659555	464	70668252	105	70680132	503	70900405	319	70900970	133
70659714	436	70668262	102	70680133	503	70900551	503	70900970	135
70659716	436	70668262	105	70680134	503	70900576	73	70900970	139
70660382	273	70668263	102	70680135	503	70900759	320	70900970	141
70660472	104	70668263	105	70680136	503	70900759	393	70901150	146
70660792	464	70668263	105	70680138	503	70900759	394	70901165	215
70660793	464	70668369	275	70680138	503	70900764	215	70901165	217
70660858	427	70668389	275	70680142	503	70900764	392	70901165	225
70660858	427	70668505	441	70680154	292	70900801	218	70901165	365
70661334	275	70668594	185	70680156	293	70900801	221	70901165	367
70661345	347	70668596	185	70680157	292	70900801	222	70901226	215
70661922	261	70668804	102	70680158	293	70900802	243	70901226	225
70663117	259	70668804	105	70680406	462	70900802	275	70901226	225
70663117	260	70668805	102	70680407	462	70900805	155	70901345	445
70663117	261	70668805	105	70680873	261	70900805	157	70901345	453
70663741	333	70668806	102	70680874	261	70900805	233	70901348	277
70663771	333	70668806	105	70680901	261	70900805	235	70901348	505A
70663792	333	70669016	423	70680959	228	70900805	335	70901467	67
70664337	259	70669016	441	70680965	230	70900806	129	70901474	191
70664694	436	70669725	504	70681029	261	70900806	153	70901480	67
70664851	756	70670249	324	70681286	373	70900806	265	70901483	67
70664867	102	70670273	497	70681290	373	70900806	417	70901489	87
70664867	105	70670274	497	70682309	261	70900806	419	70901513	466
70665095	436	70670317	347	70682581	226	70900806	423	70901513	469
70665096	436	70670668	292	70682585	503	70900806	441	70901513	471
70665097	436	70670670	292	70682636	228	70900806	507	70901651	112
70665098	436	70670670	293	70682636	230	70900806	509	70901651	198
70665099	436	70670686	497	70682627	228	70900806	510	70901652	147
70665133	307	70673382	292	70682968	339	70900806	512	70901652	169
70665134	307	70674948	277	70683243	347	70900806	513	70901652	242
70665141	436	70675249	496	70683585	295	70900806	525	70901652	251
70665174	464	70675503	496	70683585	299	70900806	526	70901652	259
70665189	306	70676122	293	70684156	401	70900806	529	70901652	29
70665189	307	70676122	401	70684344	503	70900806	531	70901652	408
70665250	464	70677098	329	70684345	503	70900807	153	70901652	86
70666303	256	70677006	373	70684391	501	70900807	155	70901653	198
70666324	260	70677006	374	70684400	503	70900807	157	70901653	242
70666326	240	70677008	280	70684478	259	70900807	151	70901676	191
70666332	261	70677008	328	70684479	259	70900808	21	70901677	67
70666340	251	70677010	329	70684581	223	70900808	409	70901694	466
70666357	261	70677010	401	70684582	223	70900810	282	70901694	469
70666366	259	70677012	505	70684941	414	70900814	274	70901694	471
70666367	307	70678072	414	70684942	414	70900814	415	70901722	259
70666370	307	70678871	401	70685009	600	70900816	315	70901752	358
70666406	307	70678872	401	70685065	401	70900816	317	70901763	67
70666407	307	70678873	401	70685175	401	70900817	149	70901781	166
70666408	307	70678874	401	70685176	328	70900817	315	70901825	259
70666474	253	70678884	505	70685177	328	70900817	317	70901826	67
70666497	336	70678885	505	70685641	464	70900817	341	70901826	87
70666497	338	70678886	505	70685643	464	70900817	343	70901829	473
70666512	255	70678887	505	70685767	401	70900817	363	70901839	67
70666515	185	70678888	505	70686215	237	70900817	388	70901839	77
70666515	191	70678889	505	70688997	381	70900819	171	70902071	103
70666547	261	70678908	401	70689356	239	70900818	273	70902071	104
70666792	280	70679114	303	70689605	239	70900818	341	70903416	243
70666889	442	70679375	473	70689606	239	70900818	343	70903626	192
70666997	347	70679375	303	70689607	239	70900818	345	70903626	217
70666998	347	70679699	500	70689607	239	70900818	347	70903630	175
70667199	497	70679699	503	70694428	339	70900818	388	70903630	197

NUMERICAL INDEX 0073122632

PART NO.	PAGE	PART NO.	PAGE	PART NO.	PAGE	PART NO.	PAGE	PART NO.	PAGE
70903630.....	51	70904208.....	305	70905359.....	249	70910211.....	47	70910863.....	315
70903631.....	399	70904208.....	333	70905362.....	251	70910211.....	62	70910890.....	531
70903631.....	86	70904208.....	352	70905366.....	75	70910224.....	51	70910890.....	535
70903632.....	117	70904208.....	360	70905655.....	51	70910224.....	55	70910902.....	405
70903632.....	364	70904208.....	361	70905662.....	364	70910230.....	192	70910902.....	407
70903632.....	84	70904208.....	367	70905662.....	87	70910231.....	34	70910910.....	417
70903633.....	399	70904208.....	38	70906652.....	268	70910231.....	368	70910916.....	278
70903633.....	51	70904208.....	439	70906692.....	89	70910231.....	371	70910916.....	280
70903633.....	58	70904208.....	461	70906695.....	362	70910231.....	373	70910916.....	411
70903635.....	58	70904208.....	469	70906695.....	58	70910231.....	436	70910916.....	413
70903638.....	399	70904208.....	488	70906698.....	58	70910231.....	51	70910922.....	163
70903638.....	61	70904208.....	497	70906705.....	189	70910243.....	225	70910922.....	48
70903639.....	399	70904208.....	52	70906960.....	218	70910244.....	123	70910948.....	205
70903642.....	187	70904208.....	525	70906960.....	221	70910244.....	181	70910948.....	233
70903771.....	363	70904208.....	61	70906960.....	355	70910244.....	183	70910948.....	235
70903771.....	365	70904208.....	65	70906960.....	357	70910244.....	267	70910948.....	65
70903771.....	48	70904208.....	99	70906960.....	359	70910244.....	316	70910967.....	123
70903771.....	51	70904209.....	299	70906960.....	389	70910244.....	335	70910967.....	127
70903778.....	203	70904209.....	359	70906961.....	360	70910244.....	355	70910967.....	133
70904001.....	217	70904209.....	360	70907059.....	169	70910244.....	357	70910967.....	139
70904001.....	221	70904209.....	506	70907059.....	256	70910244.....	425	70910967.....	141
70904001.....	358	70904209.....	525	70907059.....	403	70910244.....	439	70910967.....	143
70904020.....	146	70904209.....	529	70907070.....	211	70910244.....	469	70910967.....	252
70904204.....	123	70904209.....	536	70907070.....	212	70910244.....	519	70910967.....	267
70904204.....	357	70904223.....	242	70907070.....	287	70910244.....	521	70910967.....	269
70904204.....	361	70904223.....	255	70907070.....	289	70910244.....	523	70910978.....	95
70904204.....	51	70904223.....	27	70907154.....	169	70910244.....	525	70910986.....	362
70904205.....	115	70904223.....	61	70907154.....	171	70910244.....	536	70910986.....	44
70904205.....	117	70904223.....	65	70907277.....	371	70910245.....	85	70911005.....	215
70904205.....	123	70904224.....	23	70907856.....	29	70910255.....	475	70911017.....	44
70904205.....	208	70904224.....	27	70907856.....	467	70910255.....	477	70911024.....	357
70904205.....	366	70904224.....	466	70907856.....	469	70910255.....	487	70911024.....	387
70904205.....	367	70904224.....	469	70907856.....	471	70910285.....	266	70911024.....	73
70904205.....	443	70904224.....	471	70907856.....	479	70910285.....	382	70911025.....	363
70904205.....	48	70904269.....	199	70907859.....	368	70910285.....	415	70911025.....	365
70904205.....	49	70904271.....	77	70907859.....	371	70910286.....	237	70911025.....	443
70904205.....	51	70904273.....	162	70907859.....	373	70910287.....	16	70911026.....	329
70904205.....	100	70904281.....	198	70907859.....	479	70910287.....	261	70911026.....	341
70904206.....	101	70904283.....	189	70907859.....	517	70910287.....	328	70911026.....	374
70904206.....	106	70904369.....	195	70907863.....	16	70910287.....	329	70911026.....	394
70904206.....	107	70904369.....	255	70908191.....	30	70910287.....	373	70911026.....	443
70904206.....	108	70904369.....	274	70908944.....	500	70910287.....	374	70911026.....	75
70904206.....	115	70904369.....	275	70909365.....	517	70910287.....	382	70911028.....	21
70904206.....	117	70904369.....	276	70909367.....	371	70910287.....	469	70911028.....	251
70904206.....	123	70904369.....	278	70910002.....	44	70910287.....	47	70911028.....	269
70904206.....	24	70904369.....	280	70910002.....	74	70910302.....	233	70911028.....	328
70904206.....	28	70904369.....	282	70910015.....	23	70910302.....	235	70911028.....	333
70904206.....	30	70904369.....	287	70910016.....	305	70910310.....	164	70911028.....	399
70904206.....	332	70904369.....	315	70910123.....	106	70910323.....	183	70911028.....	461
70904206.....	335	70904396.....	494	70910123.....	107	70910324.....	500	70911028.....	497
70904206.....	361	70904516.....	45	70910123.....	108	70910324.....	501	70911029.....	401
70904206.....	366	70904541.....	187	70910123.....	115	70910324.....	84	70911029.....	499
70904206.....	371	70905119.....	137	70910123.....	117	70910324.....	86	70911029.....	506
70904206.....	376	70905121.....	123	70910123.....	24	70910325.....	183	70911030.....	499
70904206.....	377	70905121.....	125	70910123.....	28	70910325.....	195	70911030.....	505
70904206.....	439	70905121.....	127	70910123.....	515	70910325.....	513	70911031.....	505
70904206.....	441	70905121.....	133	70910124.....	41	70910325.....	89	70911035.....	132
70904206.....	442	70905121.....	134	70910149.....	175	70910325.....	91	70911036.....	442
70904206.....	443	70905121.....	197	70910161.....	169	70910335.....	159	70911040.....	123
70904206.....	48	70905121.....	201	70910167.....	67	70910335.....	319	70911040.....	139
70904206.....	49	70905122.....	251	70910167.....	69	70910335.....	393	70911040.....	355
70904206.....	65	70905126.....	43	70910167.....	77	70910335.....	394	70911040.....	361
70904206.....	99	70905127.....	34	70910167.....	79	70910510.....	193	70911040.....	363
70904208.....	100	70905347.....	275	70910175.....	195	70910543.....	259	70911041.....	123
70904208.....	104	70905347.....	287	70910195.....	30	70910547.....	198	70911041.....	252
70904208.....	123	70905347.....	291	70910195.....	61	70910847.....	24	70911041.....	327
70904208.....	21	70905357.....	166	70910195.....	65	70910847.....	28	70911041.....	3361
70904208.....	233	70905357.....	295	70910205.....	106	70910847.....	333	70911041.....	371
70904208.....	256	70905357.....	303	70910211.....	203	70910847.....	413	70911041.....	376
70904208.....	30	70905359.....	248	70910211.....	46	70910851.....	408	70911041.....	439

NUMERICAL INDEX 0073122632

PART NO.	PAGE	PART NO.	PAGE	PART NO.	PAGE	PART NO.	PAGE	PART NO.	PAGE
70911041.....	443	70911575.....	494	70913105.....	235	70914465.....	441	70915276.....	445
70911041.....	48	70911575.....	496	70913105.....	251	70914465.....	442	70915276.....	447
70911041.....	49	70911576.....	494	70913105.....	269	70914465.....	445	70915276.....	453
70911041.....	67	70911576.....	496	70913105.....	461	70914465.....	447	70915278.....	538
70911041.....	68	70911849.....	295	70913105.....	519	70914465.....	512	70915343.....	195
70911041.....	69	70911992.....	464	70913105.....	521	70914465.....	513	70915343.....	357
70911041.....	99	70912007.....	61	70913105.....	532	70914465.....	525	70915367.....	67
70911043.....	123	70912177.....	139	70913168.....	56	70914465.....	529	70915367.....	77
70911043.....	175	70912178.....	361	70913177.....	16	70914487.....	532	70915367.....	85
70911043.....	21	70912178.....	363	70913177.....	480	70914588.....	109	70915367.....	87
70911043.....	269	70912178.....	365	70913230.....	217	70914588.....	112	70915367.....	95
70911043.....	361	70912180.....	393	70913258.....	221	70914588.....	113	70915368.....	77
70911043.....	461	70912192.....	397	70913249.....	319	70914588.....	77	70915368.....	85
70911043.....	519	70912226.....	169	70913249.....	425	70914588.....	85	70915368.....	95
70911043.....	521	70912226.....	171	70913249.....	427	70914593.....	215	70915369.....	87
70911043.....	523	70912271.....	209	70913470.....	192	70914593.....	225	70915377.....	77
70911043.....	536	70912298.....	44	70913527.....	417	70914626.....	109	70915378.....	77
70911043.....	68	70912301.....	341	70913528.....	407	70914659.....	367	70915380.....	77
70911043.....	95	70912301.....	343	70913528.....	502	70914670.....	183	70915399.....	172
70911044.....	529	70912324.....	77	70913535.....	199	70914686.....	84	70915399.....	208
70911045.....	280	70912324.....	87	70913636.....	123	70914686.....	89	70915399.....	442
70911047.....	274	70912415.....	203	70913636.....	135	70914686.....	91	70915408.....	483
70911048.....	226	70912415.....	204	70913636.....	159	70914687.....	228	70915408.....	484
70911049.....	191	70912415.....	205	70913636.....	237	70914607.....	230	70915408.....	191
70911049.....	193	70912415.....	207	70913636.....	320	70914709.....	403	70915408.....	242
70911049.....	208	70912415.....	23	70913636.....	393	70914710.....	403	70915408.....	256
70911049.....	209	70912415.....	27	70913636.....	394	70914711.....	403	70915408.....	357
70911049.....	259	70912415.....	65	70913636.....	443	70914712.....	404	70915408.....	363
70911049.....	442	70912415.....	89	70913636.....	67	70914713.....	404	70915408.....	39
70911049.....	73	70912415.....	91	70913636.....	69	70914714.....	404	70915408.....	391
70911058.....	445	70912441.....	265	70913636.....	77	70914715.....	404	70915408.....	441
70911058.....	453	70912441.....	273	70913636.....	79	70914716.....	404	70915408.....	445
70911064.....	187	70912441.....	293	70913639.....	494	70914717.....	404	70915408.....	467
70911064.....	191	70912441.....	299	70913706.....	164	70914718.....	404	70915408.....	46
70911081.....	255	70912441.....	30	70913743.....	417	70914719.....	404	70915408.....	47
70911097.....	267	70912441.....	303	70913743.....	419	70914726.....	277	70915422.....	166
70911097.....	268	70912441.....	373	70913743.....	495	70914726.....	289	70915432.....	86
70911098.....	267	70912441.....	415	70913743.....	512	70914727.....	277	70915480.....	439
70911098.....	268	70912441.....	499	70913828.....	256	70914727.....	293	70915486.....	164
70911100.....	259	70912726.....	255	70913830.....	134	70914730.....	505A	70915486.....	165
70911100.....	373	70912731.....	348	70913830.....	137	70914732.....	403	70915488.....	164
70911100.....	529	70912731.....	349	70913830.....	175	70914767.....	403	70915488.....	165
70911114.....	141	70912731.....	351	70913830.....	211	70914847.....	391	70915500.....	251
70911115.....	347	70912739.....	348	70913830.....	475	70914875.....	415	70915513.....	273
70911115.....	357	70912739.....	349	70913830.....	476	70914875.....	425	70915556.....	164
70911115.....	387	70912768.....	408	70913830.....	483	70914875.....	439	70915557.....	164
70911115.....	439	70912789.....	162	70913830.....	487	70914875.....	469	70915557.....	165
70911115.....	441	70912789.....	176	70913830.....	491	70914875.....	525	70915635.....	30
70911115.....	442	70912789.....	182	70913938.....	169	70914892.....	146	70915636.....	52
70911115.....	443	70912789.....	319	70913938.....	67	70914906.....	179	70915639.....	267
70911115.....	445	70912789.....	380	70913984.....	215	70915228.....	443	70915639.....	268
70911115.....	71	70912789.....	413	70913984.....	217	70915228.....	475	70915707.....	146
70911115.....	99	70912808.....	227	70913984.....	225	70915228.....	477	70915739.....	212
70911131.....	218	70912808.....	306	70914094.....	164	70915228.....	49	70915751.....	462
70911131.....	222	70912839.....	181	70914172.....	473	70915228.....	491	70915758.....	439
70911159.....	191	70912840.....	51	70914330.....	355	70915247.....	513	70915760.....	67
70911159.....	233	70912845.....	400	70914339.....	71	70915273.....	209	70915760.....	77
70911159.....	235	70912921.....	513	70914392.....	202	70915273.....	405	70915760.....	95
70911159.....	269	70912942.....	255	70914392.....	335	70915274.....	187	70915761.....	67
70911159.....	415	70912942.....	265	70914392.....	363	70915274.....	189	70915779.....	532
70911169.....	201	70912942.....	292	70914392.....	365	70915274.....	191	70915807.....	335
70911169.....	208	70912942.....	293	70914392.....	46	70915274.....	199	70915809.....	221
70911174.....	187	70912942.....	303	70914399.....	255	70915274.....	208	70915809.....	319
70911174.....	189	70913014.....	388	70914463.....	199	70915274.....	259	70915809.....	365
70911174.....	191	70913036.....	368	70914465.....	201	70915275.....	195	70915809.....	367
70911422.....	49	70913039.....	199	70914465.....	215	70915275.....	306	70915809.....	480
70911435.....	109	70913040.....	44	70914465.....	217	70915276.....	187	70915813.....	49
70911435.....	44	70913097.....	505A	70914465.....	221	70915276.....	193	70915813.....	89
70911437.....	109	70913103.....	137	70914465.....	307	70915276.....	199	70915852.....	106
70911437.....	44	70913105.....	233	70914465.....	423	70915276.....	268	70915854.....	106

NUMERICAL INDEX 0073122632

PART NO.	PAGE	PART NO.	PAGE	PART NO.	PAGE	PART NO.	PAGE	PART NO.	PAGE
70915857	115	70916274	201	70916426	457	70918210	369	70919082	12
70915872	348	70916274	205	70916426	461	70918210	375	70919082	8
70915906	436	70916274	30	70916543	16	70918210	379	70919093	164
70915906	531	70916274	443	70916591	413	70918210	381	70919093	165
70915906	535	70916275	205	70916780	315	70918235	106	70919099	165
70915922	169	70916275	207	70916871	16	70918245	499	70919100	165
70915922	171	70916277	29	70916897	252	70918325	67	70919127	69
70915923	169	70916277	31	70916933	123	70918325	77	70919128	237
70915923	171	70916277	43	70916933	146	70918325	85	70919128	79
70915946	187	70916279	129	70916995	251	70918325	87	70919134	157
70915946	189	70916279	137	70917015	61	70918325	95	70919134	159
70915946	191	70916279	268	70917016	202	70918326	61	70919134	184
70915954	403	70916282	37	70917021	37	70918326	62	70919134	23
70915955	403	70916282	55	70917032	108	70918327	61	70919134	27
70915969	191	70916284	37	70917033	176	70918327	62	70919134	29
70915969	30	70916284	55	70917059	203	70918471	398	70919134	61
70915971	191	70916290	275	70917125	52	70918493	532	70919134	89
70915972	275	70916309	256	70917264	243	70918564	77	70919134	91
70915972	335	70916310	333	70917300	202	70918587	46	70919135	238
70915987	21	70916310	427	70917330	29	70918598	87	70919140	97
70915987	237	70916311	183	70917330	31	70918683	324	70919140	99
70915987	255	70916311	21	70917362	21	70918683	427	70919143	11
70915987	324	70916311	324	70917546	51	70918683	91	70919143	11
70915987	325	70916311	38	70917546	55	70918697	479	70919143	12
70915987	461	70916311	427	70917554	51	70918748	358	70919143	13
70915989	185	70916311	428	70917554	55	70918775	59	70919143	8
70916001	133	70916311	430	70917560	41	70918802	109	70919143	9
70916001	135	70916311	439	70917645	358	70918804	109	70919144	11
70916001	56	70916313	21	70917648	487	70918887	23	70919144	12
70916009	175	70916313	237	70917666	397	70918887	89	70919144	13
70916009	179	70916313	315	70917666	475	70918887	91	70919144	8
70916009	180	70916313	427	70917666	476	70918941	48	70919144	9
70916009	30	70916313	461	70917666	491	70918941	49	70919155	10
70916028	333	70916314	65	70917673	55	70918951	65	70919155	11
70916146	333	70916315	233	70917680	198	70919040	109	70919155	12
70916202	123	70916315	252	70917680	201	70919040	112	70919155	8
70916202	139	70916316	251	70917718	411	70919048	59	70919156	12
70916202	316	70916316	59	70917724	24	70919052	69	70919156	9
70916206	198	70916317	255	70917741	61	70919052	70	70919157	11
70916206	201	70916317	427	70917741	62	70919062	89	70919158	12
70916225	101	70916318	275	70917755	195	70919062	92	70919158	9
70916225	195	70916318	427	70917755	502	70919063	237	70919159	12
70916225	315	70916319	191	70917776	526	70919063	238	70919171	106
70916227	268	70916319	30	70917778	411	70919063	79	70919171	163
70916269	191	70916320	335	70917778	413	70919063	81	70919171	172
70916269	30	70916381	108	70917778	415	70919063	83	70919171	368
70916269	316	70916381	357	70917778	417	70919053	97	70919171	371
70916269	357	70916381	515	70917778	419	70919064	515	70919171	373
70916269	394	70916381	531	70917778	455	70919066	79	70919171	376
70916269	89	70916382	106	70917778	538	70919066	81	70919172	69
70916269	99	70916382	320	70917803	369	70919066	83	70919172	70
70916271	179	70916383	129	70917806	109	70919066	97	70919172	89
70916271	201	70916383	428	70917806	112	70919073	10	70919172	92
70916271	208	70916386	439	70917806	113	70919073	12	70919173	172
70916271	212	70916386	532	70917806	114	70919073	12	70919173	368
70916271	242	70916387	443	70917809	109	70919074	9	70919173	371
70916271	255	70916388	439	70917809	112	70919075	10	70919173	373
70916271	256	70916388	443	70917809	113	70919075	11	70919174	162
70916271	315	70916395	435	70917809	114	70919075	12	70919174	373
70916271	335	70916400	335	70917835	525	70919075	8	70919180	225
70916271	347	70916404	525	70917835	529	70919076	12	70919194	10
70916272	195	70916404	529	70917835	537	70919076	8	70919194	12
70916272	209	70916419	519	70917970	23	70919076	9	70919194	13
70916272	237	70916419	521	70917970	27	70919085	12	70919194	8
70916272	246	70916419	523	70917970	29	70919085	8	70919194	9
70916272	260	70916420	531	70917980	106	70919080	9	70919196	10
70916272	332	70916421	268	70918111	125	70919081	12	70919196	11
70916272	394	70916422	268	70918111	132	70919081	8	70919196	12
70916272	443	70916422	425	70918111	134	70919081	9	70919196	13
70916273	39	70916424	536	70918198	306	70919082	10	70919196	8

NUMERICAL INDEX

0073122632

PART NO.	PAGE	PART NO.	PAGE	PART NO.	PAGE	PART NO.	PAGE
70919196	9	70919481	112	70920585	283	70920865	8
70919200	10	70919550	11	70920585	299	70920865	9
70919200	12	70919550	12	70920585	373	70920867	11
70919200	8	70919550	9	70920602	457	70920868	10
70919200	9	70919615	237	70920605	488	70920869	10
70919206	79	70919763	129	70920608	457	70920869	12
70919206	97	70919763	133	70920608	461	70920869	9
70919206	99	70919763	135	70920609	488	70920871	11
70919207	12	70919773	107	70920622	117	70920872	12
70919207	8	70919773	108	70920622	443	70920872	9
70919214	97	70919798	109	70920686	458	70920877	12
70919224	205	70919800	109	70920686	462	70920877	8
70919224	207	70919800	112	70920686	517	70920879	12
70919224	209	70919800	113	70920722	184	70920880	12
70919224	211	70919801	204	70920727	12	70920880	8
70919224	366	70919801	206	70920727	9	70920880	9
70919225	30	70919840	155	70920751	501	70920882	11
70919225	59	70919840	157	70920794	11	70920882	9
70919226	204	70919840	159	70920794	12	70920928	12
70919226	206	70919840	34	70920794	13	70920928	9
70919227	207	70919840	61	70920794	9	70920936	13
70919227	59	70919840	89	70920795	10	70920944	11
70919230	209	70919840	91	70920795	12	70920944	12
70919230	240	70920131	183	70920795	9	70920944	13
70919230	315	70920131	201	70920833	10	70920944	9
70919230	324	70920164	10	70920833	12	70920945	12
70919230	89	70920164	10	70920833	8	70920945	9
70919230	91	70920215	107	70920833	9	70920963	10
70919232	30	70920215	108	70920834	11	70920963	12
70919249	107	70920221	11	70920834	12	70920970	12
70919249	108	70920221	9	70920834	9	70920970	9
70919249	162	70920222	10	70920835	10	70920972	11
70919251	10	70920242	112	70920835	12	70920972	13
70919253	10	70920242	114	70920838	12	70920972	9
70919253	12	70920275	204	70920838	9	70920973	10
70919253	9	70920275	206	70920840	9	70920973	12
70919254	12	70920301	10	70920841	11	70920973	9
70919254	8	70920301	11	70920841	9	70920978	11
70919254	9	70920301	12	70920847	10	70920978	12
70919256	179	70920301	8	70920847	11	70920978	13
70919269	441	70920301	9	70920847	12	70920978	9
70919269	442	70920302	10	70920847	8	70920979	211
70919269	447	70920302	11	70920847	9	70920993	191
70919269	523	70920302	12	70920849	10	70920998	265
70919277	11	70920302	8	70920849	11	70921009	9
70919278	11	70920303	12	70920849	12	70921011	11
70919278	9	70920303	9	70920849	8	70921011	9
70919280	31	70920316	238	70920850	12	70921020	11
70919280	9	70920333	23	70920850	9	70921020	13
70919281	11	70920333	27	70920851	13	70921020	9
70919281	12	70920333	89	70920852	11	70921046	13
70919281	9	70920333	91	70920852	12	70921076	16
70919282	30	70920340	41	70920852	9	70921076	261
70919287	11	70920364	11	70920855	11	70921076	262
70919288	84	70920364	12	70920855	12	70921076	263
70919288	91	70920344	9	70920855	13	70921076	373
70919296	12	70920411	112	70920855	3	70921113	371
70919296	9	70920411	113	70920855	9	70921113	373
70919297	10	70920416	85	70920858	12	70921118	425
70919297	12	70920434	335	70920858	8	70921118	427
70919342	237	70920477	164	70920858	9	70921138	475
70919342	439	70920504	49	70920862	10	70921138	477
70919345	108	70920548	109	70920862	12	70921138	487
70919469	11	70920574	328	70920862	13	70921138	491
70919469	13	70920582	16	70920862	8	70921140	423
70919469	9	70920582	285	70920862	9	70921140	441
70919472	500	70920582	367	70920864	10	70921143	109
70919474	11	70920583	271	70920864	12	70921148	469
70919474	13	70920583	367	70920864	8	70921160	269
70919474	9	70920583	401	70920865	12	70921175	303
70921175	415	70921175	499	70921178	292	70921181	102
70921175	499	70921178	292	70921181	102	70921181	105
70921178	292	70921181	102	70921181	105	70921193	373
70921178	293	70921181	105	70921193	373	70921194	237
70921181	102	70921193	373	70921194	237	70921200	495
70921181	105	70921200	495	70921200	495	70921200	497
70921181	105	70921200	497	70921203	519	70921203	523
70921193	373	70921203	523	70921203	523	70921204	479
70921194	237	70921204	479	70921204	483	70921206	483
70921200	495	70921206	483	70921206	483	70921206	523
70921200	497	70921206	523	70921206	523	70921216	461
70921203	519	70921216	461	70921227	504	70921227	504
70921203	523	70921227	504	70921241	400	70921241	400
70921204	479	70921241	400	70921244	462A	70921244	462A
70921206	483	70921244	462A	70921244	488	70921244	488
70921206	523	70921244	488	70921266	499	70921266	499
70921216	461	70921266	499	70921269	12	70921269	12
70921227	504	70921272	475	70921272	475	70921272	475
70921227	504	70921272	477	70921272	477	70921272	477
70921241	400	70921272	487	70921272	487	70921272	487
70921244	462A	70921272	491	70921272	491	70921272	491
70921244	462A	70921299	30	70921299	30	70921336	404
70921244	462A	70921336	404	70921336	404	70921336	404
70921244	462A	70921349	502	70921349	502	70921349	502
70921244	462A	70921349	503	70921349	503	70921349	503
70921244	462A	70921378	113	70921378	113	70921378	113
70921244	462A	70921422	366	70921422	366	70921422	366
70921244	462A	70921446	471	70921446	471	70921446	471
70921244	462A	70921447	469	70921447	469	70921447	469
70921244	462A	70921454	495	70921454	495	70921454	495
70921244	462A	70921502	245	70921502	245	70921502	245
70921244	462A	70921535	303	70921535	303	70921535	303
70921244	462A	70921543	336	70921543	336	70921543	336
70921244	462A	70921543	338	70921543	338	70921543	338
70921244	462A	70921544	336	70921544	336	70921544	336
70921244	462A	70921544	338	70921544	338	70921544	338
70921244	462A	70921555	10	70921555	10	70921555	10
70921244	462A	70921555	12	70921555	12	70921555	12
70921244	462A	70921556	153	70921556	153	70921556	153
70921244	462A	70921556	155	70921556	155	70921556	155
70921244	462A	70921556	182	70921556	182	70921556	182
70921244	462A	70921556	21	70921556	21	70921556	21
70921244	462A	70921556	251	70921556	251	70921556	251
70921244	462A	70921556	401	70921556	401	70921556	401
70921244	462A	70921556	491	70921556	491	70921556	491
70921244	462A	70921557	255	70921557	255	70921557	255
70921244	462A	70921597	499	70921597	499	70921597	499
70921244	462A	70921598	401	70921598	401	70921598	401
70921244	462A	70921682	462	70921682	462	70921682	462
70921244	462A	70921691	523	70921691	523	70921691	523
70921244	462A	70921721	251	70921721	251	70921721	251
70921244	462A	70921806	494	70921806	494	70921806	494
70921244	462A	70921806	496	70921806	496	70921806	496
70921244	462A	70921839	185	70921839	185	70921839	185
70921244	462A	70921885	483	70921885	483	70921885	483
70921244	462A						

NUMERICAL INDEX 0073122632

PART NO.	PAGE	PART NO.	PAGE	PART NO.	PAGE	PART NO.	PAGE	PART NO.	PAGE
70921914.....153		70923649.....467		70925928.....464		73001472.....538		73003302.....507	
70921914.....155		70923649.....471		70925929.....464		73001476.....538		73003458.....510	
70921914.....159		70923649.....479		70925930.....464		73001476.....538		73003508.....509	
70921914.....179		70923649.....488		70925931.....464		73001478.....538		73003689.....431	
70921915.....157		70923649.....502		70926163.....265		73001478.....538		73003689.....433	
70921916.....157		70923663.....107		70926192.....401		73001479.....538		73003691.....431	
70921959.....373		70923663.....108		70926339.....185		73001479.....538		73003691.....433	
70922186.....462		70923663.....195		70926692.....505A		73001481.....538		73003692.....431	
70922211.....245		70923663.....467		70926699.....102		73001481.....538		73003692.....433	
70922211.....260		70923664.....458		70926699.....105		73001481.....538		73003820.....445	
70922262.....374		70923664.....488		70926900.....303		73001482.....453		73003914.....16	
70922262.....91		70923810.....480		70927020.....277		73001482.....455		73003912.....480	
70922508.....251		70923811.....479		70927157.....329		73001498.....538		73003914.....479	
70922577.....483		70923813.....249		70927157.....469		73001532.....447		73003921.....417	
70922714.....225		70923813.....433		70927204.....273		73001532.....453		73003921.....512	
70922726.....303		70923814.....237		70927219.....499		73001538.....447		73004141.....515	
70922763.....262		70923816.....38		70927314.....401		73001538.....449		73004343.....512	
70922763.....263		70923818.....502		70927353.....280		73001538.....451		73004350.....512	
70922763.....271		70923818.....503		70927353.....281		73001538.....453		73004352.....513	
70922763.....374		70923825.....271		70927361.....261		73001538.....455		73004353.....513	
70922766.....283		70923826.....517		70927400.....382		73001559.....417		73004362.....513	
70922830.....11		70923934.....521		70927470.....277		73001559.....419		73004363.....513	
70922830.....13		70923983.....289		70927519.....328		73001559.....525		73004368.....513	
70922830.....19		70924091.....469		70927522.....281		73001621.....417		73004370.....513	
70922831.....12		70924091.....488		70927522.....321		73001621.....419		73004371.....513	
70922831.....9		70924091.....491		70927543.....280		73001621.....507		73004372.....513	
70922833.....13		70924114.....469		70927801.....201		73001621.....510		73004373.....513	
70922985.....336		70924114.....488		70928052.....333		73001621.....512		73004379.....512	
70923080.....502		70924114.....491		70928138.....266		73001621.....513		73004420.....494	
70923080.....503		70924136.....401		70928212.....161		73001621.....531		73004507.....513	
70923097.....11		70924156.....517		70928402.....457		73001621.....535		73004511.....513	
70923097.....19		70924192.....462		70928402.....461		73001622.....417		73004704.....535	
70923143.....435		70924192.....491		70928408.....21		73001622.....419		73004706.....484	
70923173.....16		70924193.....425		70928410.....414		73001622.....441		73004708.....484	
70923296.....271		70924193.....427		70928421.....503		73001622.....509		73004735.....513	
70923276.....328		70924305.....339		70928428.....415		73001622.....513		73004762.....531	
70923376.....38		70924320.....339		70928448.....503		73001622.....525		73004830.....510	
70923456.....275		70924462.....339		70928452.....401		73001622.....526		73004947.....494	
70923566.....401		70924541.....339		70928464.....265		73001622.....529		73004981.....525	
70923470.....16		70924546.....337		70929002.....382		73001625.....417		73004981.....529	
70923548.....45		70924548.....337		70929036.....328		73001625.....420		73004984.....537	
70923560.....167		70924548.....339		70929292.....16		73001683.....506		73004989.....445	
70923563.....16		70924550.....337		70929393.....462		73001707.....513		73004989.....537	
70923563.....479		70924550.....338		70929871.....461		73001716.....480		73004990.....537	
70923563.....483		70924696.....462		70931728.....336		73001716.....484		73005305.....513	
70923564.....16		70924696.....469		70931728.....338		73001717.....480		73005310.....513	
70923564.....479		70924696.....491		73001031.....417		73001717.....484		73005496.....526	
70923564.....483		70924727.....423		73001031.....419		73001719.....480		73005895.....531	
70923566.....433		70924732.....451		73001031.....445		73001721.....480		73005895.....535	
70923567.....433		70924732.....538		73001031.....447		73001785.....411		73005900.....439	
70923572.....433		70924733.....455		73001031.....526		73001785.....413		73006088.....494	
70923573.....434		70924784.....449		73001031.....538		73001914.....513		73007380.....419	
70923574.....14		70924784.....455		73001066.....417		73002184.....439		73007380.....420	
70923574.....205		70924797.....499		73001066.....419		73002184.....531		73007543.....532	
70923575.....463		70924864.....265		73001066.....453		73002380.....536		73007752.....431	
70923575.....517		70924864.....273		73001066.....455		73002629.....509		73007753.....431	
70923575.....531		70924956.....335		73001088.....445		73002746.....479		73007756.....431	
70923577.....467		70924958.....335		73001088.....537		73002767.....473		73009450.....531	
70923577.....471		70924958.....373		73001121.....494		73002768.....473		73009450.....535	
70923577.....517		70925071.....462		73001146.....417		73002978.....517		73009451.....531	
70923589.....15		70925108.....336		73001147.....417		73002997.....431		73009451.....535	
70923589.....195		70925108.....338		73001155.....417		73003002.....431		73009453.....531	
70923591.....431		70925109.....336		73001300.....453		73003004.....431		73009453.....535	
70923591.....433		70925109.....338		73001300.....455		73003004.....433		73009546.....431	
70923591.....445		70925110.....336		73001315.....445		73003007.....431		73009734.....494	
70923592.....447		70925110.....338		73001315.....538		73003009.....431		73010360.....517	
70923593.....453		70925220.....360		73001417.....506		73003010.....431		73010529.....517	
70923600.....473		70925455.....436		73001469.....537		73003010.....433		73010539.....517	
70923649.....16		70925758.....465		73001472.....445		73003042.....508		73010540.....517	
70923649.....458		70925761.....451		73001472.....451		73003110.....513		73010555.....517	

NUMERICAL INDEX 0073122632

PART NO.	PAGE	PART NO.	PAGE	PART NO.	PAGE	PART NO.	PAGE	PART NO.	PAGE
73010586	517	73014040	419	73016323	443	73016920	479	73019424	420
73010638	517	73014387	417	73016326	439	73016923	480	73019424	495
73010645	517	73014553	411	73016328	466	73016924	480	73019620	425
73010653	457	73014754	519	73016347	458	73016925	480	73019620	9
73010653	461	73014754	521	73016347	462	73016925	480	73019625	417
73010706	517	73014754	523	73016394	458	73016927	480	73019625	419
73010707	515	73014756	519	73016394	462	73016927	484	73019625	495
73010710	517	73014758	519	73016395	457	73016928	480	73019625	512
73010712	517	73014986	495	73016395	462	73016929	481	73019640	417
73010713	517	73014988	495	73016396	457	73016929	484	73019640	419
73010840	532	73014989	494	73016396	462	73016931	480	73019649	519
73010840	536	73015609	517	73016398	457	73016931	484	73019649	521
73010857	479	73015658	433	73016398	462	73016932	480	73019675	447
73010857	480	73016069	458	73016399	473	73016936	519	73019683	466
73010857	483	73016069	462	73016401	457	73017015	487	73019683	467
73010972	12	73016069	488	73016403	473	73017086	475	73019683	473
73010972	515	73016070	458	73016404	458	73017086	477	73019695	473
73010972	9	73016070	462	73016404	531	73017249	447	73019717	494
73010979	12	73016078	473	73016404	535	73017249	453	73019718	494
73010979	515	73016079	473	73016405	447	73017314	417	73019718	495
73010979	9	73016080	473	73016405	449	73017314	519	73019733	494
73011114	515	73016093	458	73016405	451	73017365	425	73019733	495
73011236	531	73016100	467	73016405	453	73017372	417	73019733	497
73011236	535	73016100	469	73016405	455	73017372	419	73019845	531
73011243	457	73016100	471	73016429	411	73017459	447	73019845	535
73011243	461	73016120	419	73016430	411	73017469	447	73019873	525
73011347	442	73016120	420	73016443	411	73017469	449	73019873	529
73011370	517	73016121	419	73016444	411	73017499	447	73019884	531
73011411	531	73016121	420	73016473	419	73017499	449	73019884	535
73011715	515	73016147	458	73016473	420	73017499	455	73019950	513
73011755	532	73016169	466	73016477	443	73017500	417	73019954	512
73011755	536	73016189	453	73016485	487	73017516	417	73019955	513
73011853	445	73016189	455	73016536	453	73017524	417	73019971	453
73011853	538	73016235	439	73016537	453	73017524	419	73020091	477
73012166	515	73016241	439	73016538	453	73017556	447	73020115	417
73012545	425	73016241	9	73016539	439	73017556	449	73020116	417
73012545	427	73016242	439	73016540	439	73017560	445	73020120	537
73012546	509	73016242	9	73016562	411	73017560	538	73020122	538
73012546	525	73016243	439	73016601	447	73017561	453	73020123	531
73012546	529	73016243	9	73016601	451	73017695	445	73020123	535
73012554	517	73016244	439	73016601	453	73017695	447	73020131	423
73013376	447	73016244	9	73016601	455	73017807	419	73020131	526
73013377	447	73016272	453	73016650	411	73017808	419	73020162	519
73013377	449	73016272	455	73016694	475	73017816	515	73020162	9
73013377	455	73016277	463	73016694	476	73017869	515	73020163	519
73013386	445	73016278	463	73016698	475	73017892	519	73020231	12
73013386	537	73016280	466	73016698	477	73017892	521	73020231	531
73013388	447	73016281	467	73016699	475	73017913	509	73020231	535
73013388	449	73016281	469	73016699	477	73017914	509	73020231	9
73013388	455	73016281	471	73016703	473	73018113	526	73020232	12
73013390	455	73016285	439	73016813	439	73018164	531	73020232	531
73013391	455	73016286	439	73016814	439	73018164	535	73020232	535
73013392	447	73016287	439	73016817	439	73018612	428	73020232	9
73013392	449	73016288	439	73016819	439	73019023	417	73020275	531
73013392	455	73016289	487	73016820	439	73019023	419	73020275	9
73013593	417	73016300	445	73016838	419	73019023	495	73020276	531
73013593	419	73016304	445	73016838	420	73019023	512	73020276	9
73013847	457	73016304	447	73016844	445	73019023	526	73020305	532
73013847	461	73016305	439	73016856	431	73019153	419	73020377	458
73013848	457	73016306	445	73016859	428	73019154	419	73020377	462
73013848	461	73016306	451	73016863	9	73019194	419	73020394	457
73013850	457	73016306	538	73016864	425	73019195	419	73020394	462
73013850	461	73016318	439	73016868	425	73019205	419	73020506	458
73013852	457	73016320	439	73016868	9	73019219	447	73020521	463
73013852	461	73016321	439	73016869	425	73019220	447	73020542	417
73013909	475	73016322	458	73016872	425	73019221	439	73020542	419
73013909	477	73016322	462	73016873	425	73019222	447	73020853	495
73013909	487	73016322	488	73016911	480	73019275	425	73020853	497
73013909	491	73016322	521	73016912	480	73019275	427	73020876	480
73014040	417	73016323	439	73016919	479	73019424	419	73020876	484

NUMERICAL INDEX 0073122632

PART NO.	PAGE	PART NO.	PAGE	PART NO.	PAGE	PART NO.	PAGE	PART NO.	PAGE
73021713	525	73025011	434	73031198	497	74040095	118	74052556	117
73021713	529	73025018	433	73031199	433	74040096	118	74052714	120
73021714	525	73025019	433	73031200	433	74040097	118	74052715	120
73021714	529	73025020	433	73031202	433	74040098	118	74053156	117
73021738	525	73025021	433	73031821	495	74040099	118	74053400	65
73021738	529	73025024	434	73031821	497	74040383	187	74053410	65
73021746	525	73025026	433	73032200	495	74040383	189	74053468	191
73021747	525	73025028	434	73032200	497	74040383	191	74053968	201
73021751	512	73025029	434	73032628	495	74040384	187	74054345	187
73021939	526	73025030	431	73032628	497	74040384	189	74054566	184
73021940	526	73025030	433	73033441	495	74040384	191	74054568	183
73022003	525	73025031	433	73033441	497	74040385	187	74054569	183
73022004	526	73025990	536	73033513	495	74040385	189	74055031	183
73022005	531	73026108	480	73033513	497	74040385	191	74055032	184
73022005	535	73026347	457	73033514	497	74040386	187	74055033	184
73022012	525	73026347	461	73033939	480	74040386	189	74055034	184
73022012	529	73026787	494	73033939	483	74040386	191	74055563	85
73022013	525	73026787	496	73035201	433	74040552	118	74055563	89
73022013	529	73026966	494	73037224	457	74041015	112	74055563	91
		73026966	496	73037224	461	74041091	197	74055913	91
73022014	525	73026983	463	73038117	457	74041097	201	74055971	65
73022014	529	73026985	463	73038117	461	74041103	61	74056068	187
73022185	495	73026986	463	73038119	457	74041134	197	74056232	187
73022187	494	73026988	463	73038119	461	74042081	187	74056232	189
73022229	417	73026989	463	73038673	483	74042081	189	74056633	87
73022217	449	73027398	483	73038674	484	74042081	191	74056633	89
73022217	451	73027397	15	73038675	484	74044205	198	74056633	91
73022246	531	73027397	479	73038677	484	74044206	198	74056634	161
73022247	531	73027397	483	73038678	484	74044207	198	74056635	161
73022277	525	73027398	16	73038679	484	74044209	198	74058931	366
73022282	525	73027398	479	73038686	483	74044209	201	74059367	184
73023140	463	73027399	15	73038846	455	74044210	198	74059373	72
73023140	532	73027399	480	73039011	484	74044210	201	74059380	184
73023208	525	73027399	483	73039011	489	74044211	198	74059381	184
73023433	519	73027401	16	73039015	483	74044211	201	74061525	24
73023433	521	73027401	480	73039201	484	74044212	198	74061525	28
73023433	523	73027401	483	73039202	483	74044212	201	74061541	32
73023434	519	73027405	480	73039203	484	74047538	118	74062124	201
73023434	521	73027406	16	73039206	483	74047783	239	74062126	201
73023434	523	73027407	16	73039208	484	74047993	239	74062312	33
73023442	487	73027407	479	73039375	494	74047994	239	74062315	33
73023442	491	73027407	483	73039375	496	74048000	239	74113897	14
73023607	419	73027410	16	73039376	494	74048001	239	74113897	15
73023704	455	73027410	479	73039899	473	74048002	239	74113897	24
73023925	480	73027410	483	73041564	484	74049282	120	74113897	28
73024087	521	73027411	483	73041951	479	74050516	120	74250898	35
73024088	521	73027412	483	73042421	479	74050519	120	74251849	199
73024388	523	73027413	483	73042815	445	74050520	120	74251987	14
73024388	521	73027414	16	73042815	538	74050523	120	74252137	192
73024089	523	73027414	479	73046828	445	74050685	112	74252855	484
73024099	519	73027414	493	73046828	537	74051304	112	74253029	263
73024099	521	73027497	494	73054059	463	74051483	84	74253106	14
73024099	523	73027596	523	73059365	463	74051483	86	74253106	62
73024182	423	73027808	16	73108108	271	74051483	89	74253195	61
73024182	441	73027869	495	73108212	263	74051483	91	74253270	149
73024317	509	73027869	497	74003490	34	74051484	84	74253270	150
73024424	425	73027870	495	74003603	187	74051484	86	74253459	203
73024424	427	73027870	497	74004054	29	74051484	89	74253478	197
73024545	521	73027871	495	74025149	121	74051484	91	74253479	197
73024545	9	73027871	497	74025385	117	74051485	84	74253490	29
73024556	411	73028542	457	74025391	43	74051485	89	74253520	45
73024968	494	73028542	462	74027439	17	74051485	91	74253555	195
73024968	496	73028740	434	74028922	29	74051839	120	74253751	65
73024968	494	73028743	479	74029500	37	74052173	87	74253765	192
73025001	433	73028780	469	74029502	37	74052173	89	74253766	61
73025004	433	73028780	471	74029556	37	74052173	91	74253771	39
73025006	433	73029952	428	74040013	84	74052174	87	74253825	195
73025007	433	73029952	429	74040013	87	74052174	89	74253862	187
73025008	434	73031173	433	74040013	89	74052174	91	74253862	189
73025009	434	73031198	495	74040013	91	74052555	117	74253862	191

NUMERICAL INDEX 0073122632

PART NO.	PAGE	PART NO.	PAGE	PART NO.	PAGE	PART NO.	PAGE	PART NO.	PAGE
74253062	192	74321390	34	74336150	42	74337685	35	74339459	187
74253063	187	74321391	34	74336157	41	74337686	35	74339496	41
74253063	189	74321392	35	74336234	44	74337697	35	74339503	201
74253065	191	74321393	35	74336257	205	74337698	35	74339504	367
74253069	192	74321394	35	74336268	205	74337699	35	74339505	41
74253074	197	74321396	35	74336345	15	74337699	35	74339510	41
74253077	197	74321398	16	74336345	15	74337699	35	74339546	41
74253078	58	74321465	30	74336345	31	74337699	35	74339547	41
74253078	29	74321466	30	74336346	31	74337700	35	74339615	41
74253097	115	74321497	201	74336408	32	74337715	35	74339624	41
74254100	195	74325129	201	74336410	41	74337716	35	74339625	41
74254363	44	74325189	47	74336419	41	74337717	91	74339726	140
74254608	32	74325222	45	74336432	24	74337731	43	74340081	32
74254624	14	74325266	14	74336432	27	74337735	35	74341293	37
74254624	15	74325266	15	74336520	191	74337736	35	74341743	203
74254624	74	74325266	198	74336521	191	74337737	35	74341743	207
74254624	28	74325266	201	74336522	189	74337738	35	74343709	42
74254670	195	74325267	30	74336522	191	74337739	35	74346099	23
74254891	30	74325310	52	74336523	191	74337740	67	74346099	27
74254977	55	74325344	109	74336524	30	74337743	12	74346100	23
74255012	207	74325382	365	74336528	191	74337743	92	74346100	27
74255017	113	74325320	198	74336528	209	74337743	39	74346108	23
74255020	113	74325320	201	74336528	199	74337759	14	74346108	27
74255031	195	74325371	30	74336529	191	74337781	45	74346138	14
74255206	184	74325381	44	74336531	117	74337789	117	74346189	15
74255293	44	74325463	195	74336532	117	74337800	117	74346189	15
74255465	33	74325444	107	74336536	117	74337801	117	74346189	52
74255723	44	74325444	108	74336536	41	74337802	117	74346189	55
74255772	184	74325444	195	74336537	195	74337972	28	74346189	24
74255916	46	74325455	45	74336596	58	74337972	28	74346189	24
74300145	14	74335456	45	74336601	41	74338143	44	74346191	23
74300145	175	74335476	195	74336602	41	74338231	207	74346191	27
74300145	179	74335534	24	74336604	37	74338254	206	74346205	34
74300407	37	74335534	28	74336604	37	74338287	117	74346206	43
74311069	52	74335550	30	74336621	27	74338298	44	74346206	147
74311069	56	74335577	106	74336646	44	74338479	91	74346208	148
74312015	24	74335577	9	74336670	204	74338481	12	74346208	149
74312015	28	74335577	115	74336678	37	74338481	92	74346208	150
74312733	207	74335577	62	74336742	117	74338482	12	74346227	115
74317594	207	74335583	12	74336758	41	74338482	12	74346246	29
74320227	51	74335666	65	74336771	38	74338483	114	74346293	197
74320227	55	74335711	30	74336776	117	74338511	14	74346296	197
74320597	16	74335712	14	74336794	65	74338511	149	74346307	44
74320801	33	74335712	15	74336799	65	74338549	37	74346322	23
74320821	121	74335712	30	74336809	344	74338557	37	74346322	27
74320913	16	74335716	10	74336897	14	74338580	117	74346322	14
74320915	16	74335716	107	74336697	15	74338561	117	74346322	15
74320916	16	74325716	108	74336709	38	74338562	117	74346322	175
74320996	201	74335716	12	74337099	113	74338563	117	74346322	179
74321007	32	74335808	190	74337194	113	74338564	113	74346322	51
74321007	33	74335806	201	74337027	113	74338566	117	74346322	52
74321033	33	74335809	198	74337028	112	74338662	197	74346322	55
74321034	32	74335896	10	74337028	112	74338662	201	74346322	56
74321034	33	74335898	12	74337047	55	74338683	198	74346322	45
74321035	32	74335898	89	74337049	21	74338683	198	74346322	107
74321035	32	74335898	92	74337093	114	74338683	23	74346322	108
74321035	33	74335931	10	74337093	114	74338683	23	74346322	14
74321036	32	74335931	107	74337093	113	74338683	46	74346322	15
74321036	33	74335931	108	74337093	107	74338683	107	74346322	196
74321036	16	74335931	12	74337224	108	74338683	107	74346322	201
74321007	16	74335935	10	74337224	24	74338566	24	74346322	197
74321037	16	74335935	12	74337224	28	74338662	27	74346322	197
74321254	175	74335935	89	74337251	89	74338662	23	74346322	179
74321286	198	74335935	92	74337251	92	74338662	27	74346322	14
74321286	201	74336127	41	74337261	30	74338662	23	74346322	15
74321348	34	74336127	41	74337261	30	74338662	23	74346322	203
74321349	35	74336129	41	74337261	30	74338662	23	74346322	203
74321349	34	74336130	41	74337261	30	74338662	23	74346322	203
74321508	34	74336130	41	74337261	30	74338662	23	74346322	203
74321508	34	74336131	41	74337261	30	74338662	23	74346322	203
74321509	34	74336142	44	74337261	30	74338662	23	74346322	197

NUMERICAL INDEX 0073122632

PART NO.	PAGE	PART NO.	PAGE	PART NO.	PAGE	PART NO.	PAGE	PART NO.	PAGE
74347119	30	74348177	115	74348636	61	74349375	52	74349957	65
74347120	14	74348178	115	74348640	52	74349375	56	74349961	367
74347120	15	74348184	14	74348682	52	74349376	109	74349962	65
74347120	30	74348184	15	74348682	56	74349378	51	74349969	65
74347126	45	74348184	58	74348683	52	74349629	23	74349977	65
74347190	61	74348184	59	74348683	56	74349629	27	74349984	14
74347190	32	74348185	14	74348684	52	74349630	23	74349984	15
74347190	23	74348185	15	74348684	56	74349630	27	74349984	58
74347413	27	74348185	58	74348688	16	74349631	23	74349984	59
74347416	23	74348185	65	74348688	52	74349631	27	74349986	65
74347416	27	74348189	14	74348686	56	74349632	23	74354111	42
74347419	23	74348189	202	74348689	52	74349632	27	74354113	14
74347419	27	74348205	193	74348689	56	74349633	62	74354113	42
74347431	197	74348207	362	74348691	51	74349641	89	74354175	23
74347447	107	74348215	14	74348691	52	74349644	109	74354175	27
74347465	24	74348215	15	74348692	51	74349662	195	74354179	32
74347465	28	74348215	51	74348692	55	74349666	195	74354179	33
74347659	51	74348215	55	74348700	109	74349667	195	74354233	108
74347659	55	74348218	14	74348705	109	74349668	189	74354268	207
74347751	195	74348218	15	74348740	203	74349669	189	74354416	89
74347752	195	74348218	52	74348754	61	74349670	189	74354416	91
74347786	84	74348218	56	74348756	61	74349671	189	74354469	45
74347790	84	74348243	42	74348757	197	74349674	195	74354488	49
74347790	87	74348259	37	74348757	201	74349675	198	74354490	41
74347791	85	74348261	61	74348759	21	74349676	364	74354490	42
74347832	44	74348267	61	74348762	106	74349676	367	74354517	206
74347834	107	74348268	61	74348769	51	74349683	109	74354573	55
74347834	108	74348269	61	74348772	14	74349686	109	74354581	367
74347838	106	74348270	61	74348825	198	74349714	40	74354748	32
74347938	52	74348272	61	74348829	201	74349728	367	74354748	33
74347998	55	74348276	362	74348832	87	74349729	365	74354770	33
74347998	363	74348278	14	74348834	51	74349736	195	74354780	33
74348020	51	74348278	202	74348834	55	74349765	14	74354935	49
74348020	55	74348279	62	74348842	52	74349776	10	74354936	49
74348022	202	74348283	192	74348842	56	74349776	12	74354936	32
74348038	51	74348285	25	74348851	363	74349776	89	74354936	33
74348038	55	74348303	51	74348851	365	74349776	92	74354936	34
74348040	51	74348303	55	74348856	24	74349777	195	74354936	201
74348042	51	74348310	30	74348856	28	74349808	14	74354936	44
74348044	51	74348318	61	74348857	24	74349808	204	74354936	44
74348044	55	74348314	61	74348857	28	74349808	206	74359056	16
74348083	51	74348314	65	74348858	24	74349809	14	74359056	55
74348083	55	74348330	198	74348858	28	74349809	204	74359112	41
74348086	61	74348352	51	74348859	24	74349809	206	74359113	41
74348087	61	74348393	198	74348859	28	74349810	205	74359114	41
74348097	203	74348410	37	74348885	55	74349810	107	74359115	41
74348099	58	74348421	192	74348886	16	74349881	147	74359116	41
74348099	59	74348431	192	74348886	51	74349883	14	74359117	41
74348100	58	74348431	34	74348895	51	74349883	21	74359160	37
74348107	29	74348438	106	74348894	55	74349913	41	74359177	41
74348118	192	74348440	44	74348900	24	74349927	112	74359222	33
74348121	192	74348442	193	74348900	28	74349927	113	74359279	43
74348122	192	74348443	193	74348915	187	74349931	112	74359280	201
74348126	14	74348452	44	74348912	45	74349934	117	74359292	121
74348126	15	74348464	62	74348917	44	74349937	15	74359355	14
74348126	30	74348465	61	74348934	14	74349938	48	74359355	150
74348129	44	74348474	106	74348960	10	74349938	49	74359368	121
74348130	44	74348475	52	74348960	62	74349939	48	74359702	44
74348133	14	74348478	202	74348966	10	74349939	49	74359741	14
74348133	39	74348485	52	74348961	62	74349940	48	74359741	147
74348136	14	74348502	187	74348977	62	74349941	48	74359741	148
74348136	15	74348502	189	74349011	14	74349941	49	74359742	14
74348136	31	74348502	191	74349011	195	74349944	59	74359745	14
74348140	358	74348506	85	74349011	30	74349952	367	74359805	38
74348140	359	74348514	85	74349014	195	74349954	15	74359869	24
74348145	362	74348518	87	74349037	48	74349954	59	74359869	28
74348163	363	74348520	61	74349246	86	74349956	14	74359870	24
74348168	109	74348604	36	74349147	87	74349956	15	74359870	28
74348175	115	74348611	48	74349157	44	74349956	61	74359873	34
74348176	115	74348618	364	74349227	43	74349956	65	74359881	34

NUMERICAL INDEX 0073122632

PART NO.	PAGE	PART NO.	PAGE	PART NO.	PAGE	PART NO.	PAGE
74359936.....	195	74380652.....	119	74640978.....	187		
74359940.....	29	74380652.....	121	74640978.....	189		
74359954.....	45	74380654.....	117	74640978.....	191		
74359956.....	37	74380656.....	121	74660358.....	24		
74359986.....	195	74380662.....	121	74660358.....	28		
74359990.....	195	74380685.....	120	74660369.....	44		
74362338.....	24	74385480.....	44	74752075.....	37		
74362338.....	27	74386525.....	52	74875601.....	51		
74362338.....	47	74387529.....	359	74999593.....	239		
74362458.....	24	74387529.....	360	77558153.....	263		
74362458.....	28	74388202.....	42	77558213.....	263		
74363280.....	203	74388205.....	42	79010713.....	355		
74364079.....	49	74389051.....	89	79010713.....	357		
74364422.....	44	74389051.....	91				
74364864.....	30	74389058.....	24				
74366461.....	45	74389058.....	28				
74367089.....	14	74389113.....	91				
74371107.....	149	74389910.....	27				
74371107.....	150	74391160.....	23				
74371121.....	118	74393359.....	16				
74371253.....	16	74393427.....	184				
74371289.....	14	74393504.....	184				
74371289.....	15	74393505.....	184				
74371289.....	47	74393534.....	184				
74371503.....	34	74393587.....	34				
74371703.....	187	74500230.....	24				
74371703.....	189	74500230.....	28				
74371707.....	187	74500270.....	52				
74371707.....	189	74500300.....	37				
74371707.....	198	74501149.....	115				
74372113.....	118	74501149.....	117				
74372325.....	65	74502638.....	364				
74372864.....	42	74504056.....	87				
74373612.....	65	74504409.....	115				
74373613.....	65	74504409.....	117				
74373614.....	65	74506161.....	61				
74374129.....	52	74506607.....	242				
74374129.....	56	74506607.....	48				
74374148.....	362	74506607.....	49				
74374221.....	47	74506737.....	58				
74374390.....	34	74506946.....	44				
74374391.....	34	74507084.....	197				
74374564.....	52	74507084.....	201				
74374735.....	61	74507091.....	197				
74375678.....	203	74507091.....	201				
74375686.....	197	74507360.....	115				
74375686.....	201	74507416.....	115				
74375937.....	42	74509035.....	51				
74376497.....	42	74509035.....	52				
74376605.....	14	74509035.....	55				
74376605.....	237	74509035.....	56				
74376605.....	30	74511204.....	118				
74376749.....	37	74511204.....	119				
74376749.....	42	74511204.....	14				
74376749.....	65	74511213.....	119				
74378031.....	120	74511213.....	121				
74378031.....	121	74511214.....	119				
74378031.....	14	74511215.....	119				
74378032.....	121	74511217.....	118				
74378033.....	121	74511217.....	119				
74378055.....	115	74511243.....	119				
74379141.....	45	74511243.....	121				
74379263.....	65	74511629.....	238				
74379268.....	65	74513922.....	367				
74379269.....	65	74515303.....	109				
74379291.....	45	74515304.....	112				
74379305.....	44	74516821.....	44				
74379916.....	205	74640976.....	187				
74380445.....	118	74640976.....	189				
74380445.....	119	74640976.....	191				

COPYRIGHT BY FIAT-ALFA

All rights reserved. Reproduction of text and illustrations in whole or in part, is strictly prohibited.

FIATALLIS NORTH AMERICA, INC.

Form 73122632

2-00

Second printing 12/83

