

Parts
Catalog


for

HD-16D HD-16DC

CRAWLER

TRACTOR

(S/N 5901-UP)



ALLIS-CHALMERS

NOTICE

Allis-Chalmers Corporation and FIAT S.p.A. entered into a joint venture agreement to combine their manufacture, sale and service of construction machinery products throughout the world after January 1, 1974.

In view of the new enterprise, wherever in this publication reference is made to Allis-Chalmers or your Allis-Chalmers dealer, such reference is intended to identify FIAT-ALLIS Construction Machinery Inc. or your FIAT-ALLIS dealer.

Milwaukee, Wisconsin, U.S.A.

Litho In U.S.A.

FORM 662680 (5-67)

Supersedes FORM 633933



.

.



.

.





SUPPLEMENT NO.2

PARTS CATALOG FORM 0662680-8

HD-16D - DC

(3-72)

ATTENTION: Insert this sheet into the front of publication as record of receipt. Replace or add pages in the publication according to instructions below.

Additional copies of this supplement are available. Please direct your request to *Allis-Chalmers, Technical Publications Department, Construction Machinery Division, Springfield, Illinois, 62708, U.S.A.*

7 (Revised)	*53B (Added April 1969)	107 (Revised)
8 (No Change)	54 (No Change)	108 (No Change)
19 (Revised)	55 (No Change)	111 (No Change)
20 (Revised)	*56 (Revised November 1969)	112 (Revised)
21 (Revised)	*57 (Revised November 1969)	*113 (Revised March 1970)
*22 (Revised June 1969)	*57A (Revised November 1969)	113A (Revised)
23 (Revised)	Blank	Blank
24 (Revised)	58 (No Change)	114 (No Change)
*25 (Revised June 1969)	59 (No Change)	157 (No Change)
26 (Revised)	*60 (Revised February 1969)	158 (Revised)
27 (Revised)	*61 (Revised February 1969)	159 (Revised)
28 (Revised)	*61A (Added February 1969)	160 (Revised)
28A (Revised)	*61B (Added February 1969)	*161 (Revised July 1968)
28B (Revised)	62 (No Change)	*162 (Revised July 1968)
28C (Revised)	*63 (Revised December 1970)	*165 (Revised July 1968)
Blank	64 (Revised)	166 (No Change)
*29 (Revised December 1970)	*65 (Revised December 1970)	*173 (Revised October 1969)
30 (No Change)	66 (No Change)	*174 (Revised October 1969)
31 (Revised)	Blank	177 (Revised)
32 (Revised)	*90A (Added December 1968)	178 (Revised)
*33 (Revised October 1969)	*90B (Revised December 1968)	*179 (Revised June 1970)
*34 (Revised October 1969)	Blank	*180 (Revised March 1970)
*35 (Revised October 1969)	95 (No Change)	181 (Revised)
*36 (Revised October 1969)	96 (Revised)	182 (Revised)
*49 (Revised April 1969)	97 (Revised)	*183 (Revised March 1970)
*49A (Added April 1969)	98 (Revised)	*184 (Revised March 1970)
*49B (Added April 1969)	99 (Revised)	185 (Revised)
50 (Revised)	100 (Revised)	186 (No Change)
53 (No Change)	105 (Revised)	229 (No Change)
*53A (Added April 1969)	106 (Revised)	*230 (Revised October 1969)

* Previously issued supplement pages

(Continued)

IMPORTANT

The terms "right" and "left" used throughout this parts list are determined by facing the direction of forward travel.

Attaching parts such as bolts, nuts, rivets, screws, washers, etc., are indented immediately following the parts which they attach.

Parts indicated with a square (□) are also available in packaged sets. Refer to section titled "PACKAGED PARTS."

INSTRUCTIONS FOR ORDERING PARTS

ALWAYS GIVE THE MODEL AND ENGINE SERIAL NUMBER.

To obtain parts promptly, give part name and part number.

Give post office address, town, county and state where parts are to be shipped. Also specify whether material is to be shipped by freight, express or parcel post.

Order parts from the dealer covering the local territory.

Confirm all telephone or telegraph orders in writing.

Parts for standard motor accessories such as generators and starting motors should be ordered from authorized Service Stations maintained by manufacturers of these units throughout the country.

No credit will be allowed on parts unless they are returned to the dealer from whom they were purchased; from there they will be returned, at the customer's expense, to the factory for inspection.

Unless claims for shortages or errors are made immediately upon receipt of goods, they will not be considered.

When broken goods are received, a full description of the damage should be made by the carrier agent on the freight bill. If this description is insisted upon, full damage can always be collected from the transportation company.

No responsibility is assumed for delay or damage to merchandise while in transit. Our responsibility ceases upon delivery of shipment to the transportation company from whom a receipt is received showing that shipment was in good condition when delivered to them; therefore, claims (if any) should be filed with the transportation company and not with Allis-Chalmers.

The right is reserved to change the construction or material of any parts where it seems desirable to do so without incurring the obligation of installing such changes on units already delivered.

MODEL IDENTIFICATION

The models listed in this Parts List and their identifying symbols are indicated below. This symbol is stamped in front of the tractor serial number on each model.

MODEL SYMBOL	ENGINE MODEL	DESCRIPTION
HD16D	16000H	34, 500 pound, 6-speed standard transmission, mechanical drive, track-type tractor, powered with a 174 rated horsepower naturally aspirated diesel engine.
HD16DC	16000H	34, 700 pound, 3-speed standard transmission, hydraulic torque converter drive, track-type tractor, powered with a 194 rated horsepower naturally aspirated diesel engine.

RECORD YOUR SERIAL NUMBERS BELOW

TRACTOR SERIAL NO. _____

ENGINE SERIAL NO. _____

SERIAL NUMBER LOCATIONS

TRACTOR SERIAL NO. On the steering clutch housing at the upper right hand corner of the rear face and vertically on right side of the rear edge. Also on small plate attached to the cowl.

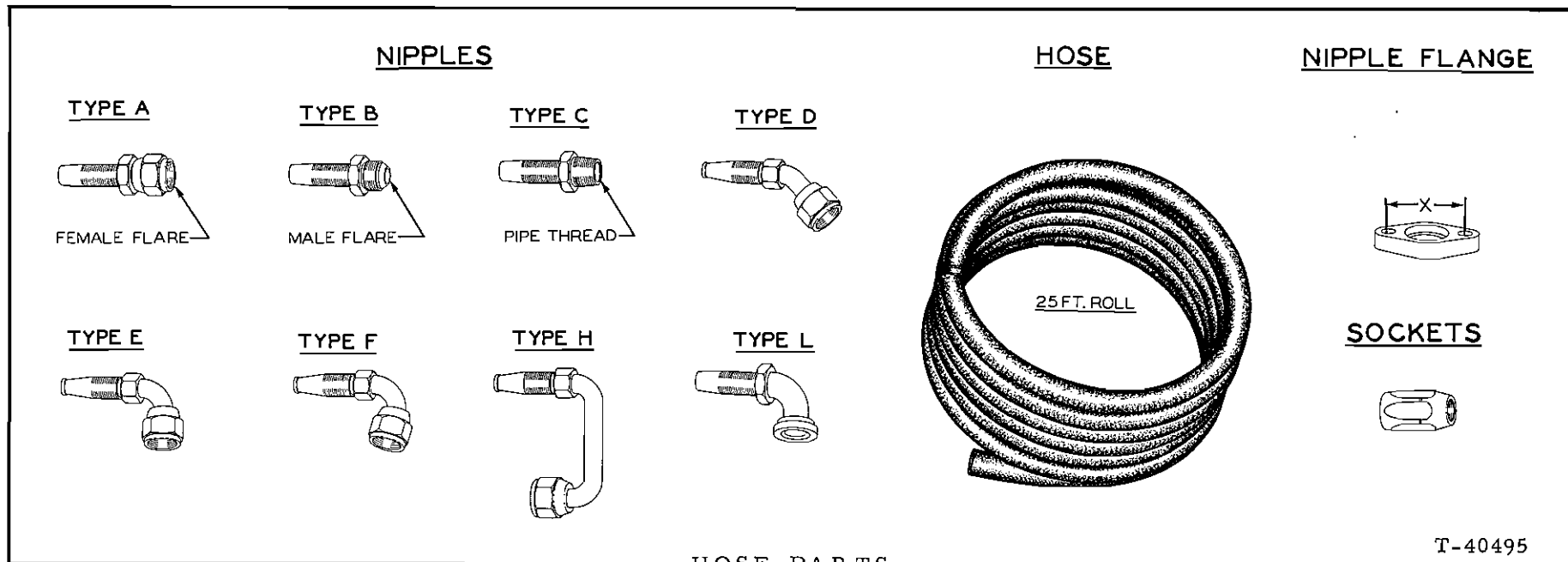
ENGINE SERIAL NO. On plate attached to the left hand side of the cylinder block near the rear end and stamped directly on the upper right hand corner of the cylinder block. Also on small plate attached to the cowl.

ALPHABETICAL INDEX

Accessory Drive	33	Exhaust Extension	73
Air Cleaner	75, 79	Exhaust Pipe	72
Air Heater	83	Fan	97
Air Intake Extension	80	Fan Guard	105
Batteries and Cables	295	Filters	
Battery Box	297	Coolant	103
Battery Box Lock	297, 299	Engine Clutch Oil	133
Belt, Drive	89, 97	Engine Oil	45, 47, 49
Belt, Safety	267	Fuel	52, 54
Bevel Gear and Shaft	178	Heavy-Duty Fuel	52
Bottom Guards	221, 223, 224, 226	Heavy-Duty Oil	49
Brake Control	215	Steering Oil	193, 196
Brake Drum	183	Torque Converter Oil	143
Brakes	211	Final Drive	
Camshaft	31	Housing	173
Connecting Rod	19	Intermediate Gears	179
Conversion Tables	12	Outboard Bearing and Seal	185
Cowl	261	Pinion Shaft	183
Crankcase Guard	221, 223, 226	Sprocket, Shaft and Gear	181
Crankshaft	22	Floor	264
Cylinder Block	16	Flywheel	25
Cylinder Head	27	Flywheel Housing	24
Cylinder Sleeve	16	Forward High-Low Gear Shift	159
Drawbar	274, 276	Front Fenders	258, 260
Elements		Front Pusher	309
Air Cleaner	75, 79	Fuel Lines	59
Coolant Filter	103	Fuel Tank	56
Engine Clutch Oil Filter	133	Fuel Tank and Seat Guard	316
Engine Oil Filter	45, 47	Gauges	
Fuel Filter	54	Air Restriction Indicator	75, 79
Heavy-Duty Fuel Filter	50	Ammeter	286
Heavy-Duty Oil Filter	50	Bevel Gear Comp. Oil Level	173
Steering Oil Filter	194, 195	Engine Clutch Oil Level	133
Torque Converter Oil Filter	143	Engine Oil Level	16
Engine Breather	29	Engine Oil Pressure	289
Engine Clutch	123	Engine Temperature	286
Engine Clutch Brake	129	Fuel Level	56
Engine Clutch Control	125, 127	Fuel Pressure	288
Engine Clutch and Housing	117	Hour Meter	290
Engine Clutch Oiling System	133	Torque Converter Oil Level	143
Engine Decelerator	69	Gear Shift	159, 163, 167
Engine and Mounting	14	Generator	293
Engine Primer	86	Generator Regulator	293
Engine Side Screens	301	Grille Screen	306, 307, 308
Engine Shut-off Control	67	Heat Exchanger	93, 95
Equalizing Beam	227	Hood	262, 263
Equalizing Spring	229	Hood Side Plates	303, 305

ALPHABETICAL INDEX

Hose Parts -----	6	Speed Selection Gear Shift -----	163
Hour Meter -----	290	Starter -----	291
Hydraulic Steering Control -----	189	Steering Clutch & Final Drive Housing -----	173
Hydraulic Track Adjuster -----	241	Steering Clutches -----	177
Injection Nozzles and Lines -----	63	Steering Control -----	189
Injection Pump -----	61	Steering Control Valve and Lines -----	206
Instruments -----	286	Steering Levers and Linkage -----	187
Lights		Steering Pump and Filters -----	193, 196
Dash -----	286	Tail Light -----	284
Head -----	281	Thermostat -----	100
Rear Flood -----	283	Throttle Control -----	69
Tail -----	284	Timing Gear Housing -----	20
Lights and Wiring -----	281	Timing Gears -----	22, 31, 33
Main Frame -----	219	Tool Box -----	315
Manifolds		Tools -----	315
Exhaust -----	71	Torque Converter -----	137
Intake -----	74	Torque Converter Oil Supply -----	143
Water Inlet -----	93, 95	Track -----	243
Water Outlet -----	100	Track Frame -----	231
Numerical Index -----	317	Track Idler -----	245
Oil Cooler -----	43	Track Release -----	241
Oil Pan -----	37	Track Roller -----	237
Oil Pumps -----	41	Track Roller Guards -----	233, 235
Packaged Parts -----	8	Track Supporting Roller -----	239
Painting and Marking -----	278	Transmission	
Piston -----	19	Assembly -----	148, 149
Power Pulley -----	311	Case and Covers -----	148, 149
Power Take-off -----	313	Intermediate Shaft -----	152
Pull Hook -----	219	Pinion Shaft -----	155, 157
Pumps		Reverse Shaft -----	153
Air Heater -----	83	Top Shaft -----	150, 151
Engine Clutch -----	133	Transmission Guards -----	221, 223, 224
Engine Oil -----	41	Transmission Oil Lines -----	170, 171
Engine Primer -----	86	Universal Joint -----	146, 147
Fuel Injection -----	61	Valve Operating Mechanism -----	31
Torque Converter -----	143	Valves	
Steering -----	193, 196	Air Heater Check -----	83
Water -----	89	Brake -----	211
Pusher -----	309	Exhaust -----	27
Radiator Curtain -----	111	Fuel Injection Pressure Relief -----	61
Radiator Guard -----	249, 251, 253, 257	Hyd. Track Relief -----	241
Radiator and Mounting -----	105, 109	Intake -----	27
Radiator Shell -----	257	Pressure Oil Pump Relief -----	41
Raincap -----	75, 79, 80	Steering Control -----	206
Rear Fenders -----	272, 273	Water Inlet Manifold & Heat Exchanger -----	93, 95
Rear Flood Light -----	283	Water Outlet Manifold -----	100
Seat -----	267	Water Pump -----	89



HOSE PARTS

T-40495

NOTE: Refer to right hand column for identity of interchangeable crimped-type hose (fittings not re-usable). Assembly number shown in left hand column indicates available replacement hose assembly with re-usable components; where no assembly number is listed, hose assembly is not available from factory but may be constructed in the field from data indicated.

HOSE ASSEMBLY NO. (See NOTE)	BULK HOSE (25' roll)	HOSE LENGTH (inches)	NIPPLE (#1 end)			NIPPLE (#2 end)			SOCKET (both ends)	NIPPLE FLANGE		CRIMPED-TYPE HOSE (See NOTE) Part No.
			Including SOCKET	NIPPLE only	Type	Including SOCKET	NIPPLE only	Type		Part No.	X Dim	
632950	919196	38	920855	919144	B	920862	919194	E	919143			646357
633458	919156	46-5/8	920858	919080	B	920872	919158	E	919076			646839
633473	919156	30	920850	920303	A	920872	919158	E	919076			646838
634449	920221	82-1/2	920852	920344	A		922963	L	919281	920412	2-1/2"	646308
634673	920221	25-1/2	920882	919278	D		922963	L	919281	920412	2-1/2"	646307
4386199	920721	25-1/2			A			A	None			
4386200	920388	39-7/8			A			A	None			
4386770	920736	18		922406	C		920514	E	920509			
4386771	922365	22-1/8		920512	E		922207	H	920509			

PACKAGED PARTS

PACKAGED
NUMBER

DESCRIPTION

-----	BLOCK KIT, clutch camshaft (See page 119)	
654544	BRACKET KIT, rear fender mounting (Required to adapt late type Final Drive Housing on tractors prior to #7753. See page 273)	
	2	651963 BRACKET, angle (Requires welding to fender)
	6	023618 CAPSCREW, 5/8"NF x 2-1/2"
	12	064810 WASHER, plain
	6	904209 LOCKWASHER, 5/8"
	6	911044 NUT, 5/8"NF
	1	S-4417 INSTRUCTIONS
-----	CLUTCH KIT, over-running (See page 139)	
4390276	CONVERSION KIT, crankshaft damper (For engines prior to #16-07405)	
	1	4388217 DAMPER, crankshaft pulley
	1	4388240 PULLEY, water pump
	1	4388253 PULLEY, water pump idler
	1	4388254 CAPSCREW, crankshaft pulley
	1	4388324 PULLEY, crankshaft
	1	4388326 BELT, water pump
	1	4388339 BRACKET, water pump idler pulley
	1	4390887 BRACKET, water pump lube hose
	4	4751643 BOLT, water pump pulley
	6	4752075 BOLT, crankshaft damper
	1	919134 PLUG, pipe, idler pulley bracket
4390115	GASKET KIT, cylinder head	
	8	917806 SLEEVE, fuel line
	8	4254873 WASHER, rocker cover capscrew
	1	4361551 GASKET, air inlet elbow
	1	4362458 GASKET, water manifold cover
	6	4375865 GASKET, exhaust manifold
	6	4376483 GASKET, water manifold
	1	4376520 GASKET, thermostat cover
	1	4376527 GASKET, water manifold connecting
	6	4378031 GASKET, injection nozzle
	2	4379167 GASKET (Discard. Not for HD16)
	1	4386137 GASKET, water by-pass tube
	6	4387697 GASKET, intake manifold
	2	4389960 GASKET, cylinder head lower cover
	2	4389961 GASKET, rocker cover
	2	4390170 GASKET ASSEMBLY, cylinder head
4388265	GASKET KIT, intermediate, engine cylinder block (Does not include cylinder head or oil pan gaskets)	
	2	035249 GASKET, oil drain plug
	12	923576 O-RING, water inlet manifold
	1	923586 O-RING, flywheel to crankshaft
	8	923645 O-RING, injection pump connectors
	1	923935 O-RING, water pump body
	1	923936 O-RING, flywheel housing
	2	4113897 GASKET, regulating valve nut
	4	4119937 GASKET, plugging capscrews
	2	4251974 O-RING, flywheel housing dowel
	8	4251984 O-RING, water tubes
	2	4254806 O-RING, bonnet tube
	5	4255511 O-RING, heat exchanger and oil filter
	2	4255513 O-RING, (Discard. Not for HD16)
	2	4255631 O-RING, oil cooler to manifold
	4	4255665 O-RING, injection pump bracket

(Continued)

PACKAGED PARTS

PACKAGED
NUMBER

DESCRIPTION

4388265

GASKET KIT, intermediate, engine cylinder block (Does not include cylinder head or oil pan gaskets)(Continued)

1	4310257	GASKET, oil filler pipe	
1	4336897	RING, sealing, flywheel housing	
1	4361740	GASKET, water pump idler support	
1	4367090	GASKET, tachometer hole nut	
1	4371027	GASKET, gear housing hole cover	
2	4371160	GASKET, heat exchanger (Discard 1 on HD16DC)	
1	4371289	GASKET, oil pan cover	
4	4371345	GASKET, oil lines	
1	4371742	GASKET, (Discard. Not for HD16)	
1	4376398	GASKET, water pump	
1	4376603	GASKET, accessory pump	
1	4376609	GASKET, timing gear housing cover	
7	4376749	WASHER, push rod cover capscrew	
2	4377120	GASKET, push rod cover	
2	4378112	GASKET, lower water by-pass elbow	
1	4379070	SEAL, oil pan	
1	4386223	GASKET, heat exchanger bonnet (Discard on HD16D)	
1	4386495	GASKET, water and oil manifold, lower	
1	4386856	GASKET, heat exchanger (Discard on HD16D)	
1	4387943	GASKET, timing hole cover	
1	4389291	GASKET, water and oil manifold, upper	
1	4389676	GASKET, heat exchanger bonnet	} Discard. Not for HD16D or DC
1	4389678	GASKET, heat exchanger adaptor	
8	4389910	WASHER, flywheel bolt	
1	4660423	GASKET, oil pump discharge tube	
1	4660492	GASKET, timing gear housing	

4390598

PISTON AND SLEEVE KIT

2	4253749	RETAINER, piston pin
1	4379178	O-RING, cylinder sleeve (black)
2	4385485	O-RING, cylinder sleeve (red)
1	4388375	PISTON
1	4390175	*PIN, piston
1	4390462	SLEEVE, cylinder
1	4390599	RING SET, piston
1	4385633	INSTRUCTION SHEET

*When making single replacement, original pin 4376792 must be substituted to maintain dynamic balance.

----- RING SET (See PISTON AND CONNECTING ROD)

----- SEAL KITS (See FINAL DRIVE, TRACK IDLER, TRACK ROLLER and TRACK SUPPORTING ROLLER)

----- TRANSFER KIT (See PAINTING AND MARKING)

C

.

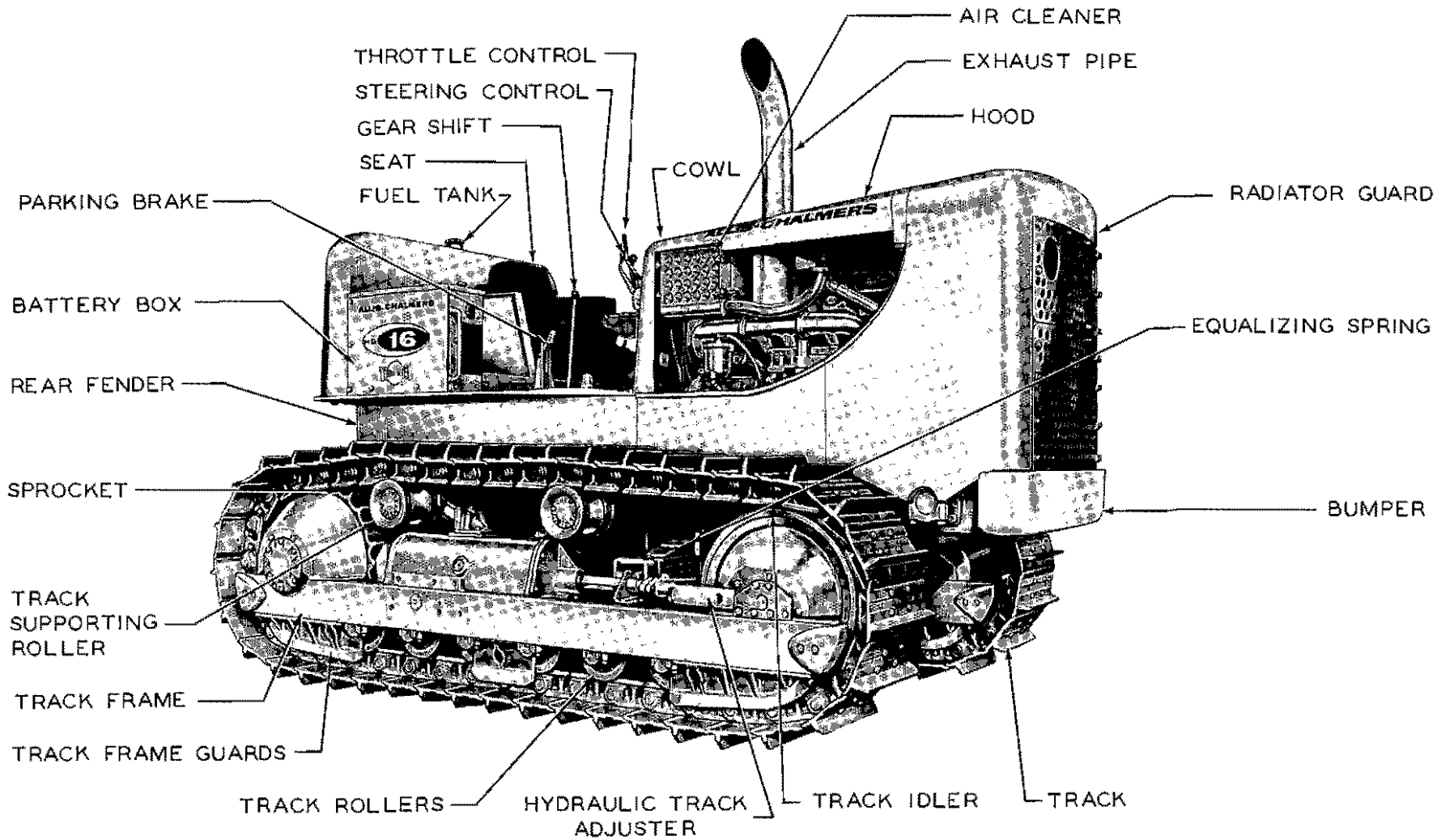
.

C

.

.

C



MODEL HD-16DC CRAWLER TRACTOR

CONVERSION TABLES

DECIMAL AND METRIC EQUIVALENTS OF FRACTIONS OF AN INCH

Inches			Inches		
Fractions	Decimals	Milli- meters	Fractions	Decimals	Milli- meters
1/64	.015625	.397	33/64	.515625	13.097
1/32	.03125	.794	17/32	.53125	13.494
3/64	.046875	1.191	35/64	.546875	13.891
1/16	.0625	1.588	9/16	.5625	14.288
5/64	.078125	1.984	37/64	.578125	14.684
3/32	.09375	2.381	19/32	.59375	15.081
7/64	.109375	2.778	39/64	.609375	15.478
1/8	.125	3.175	5/8	.625	15.875
9/64	.140625	3.572	41/64	.640625	16.272
5/32	.15625	3.969	21/32	.65625	16.669
11/64	.171875	4.366	43/64	.671875	17.066
3/16	.1875	4.763	11/16	.6875	17.463
13/64	.203125	5.159	45/64	.703125	17.859
7/32	.21875	5.556	23/32	.71875	18.256
15/64	.234375	5.953	47/64	.734375	18.653
1/4	.250	6.350	3/4	.750	19.050
17/64	.265625	6.747	49/64	.765625	19.447
9/32	.28125	7.144	25/32	.78125	19.844
19/64	.296875	7.541	51/64	.796875	20.241
5/16	.3125	7.938	13/16	.8125	20.638
21/64	.328125	8.334	53/64	.828125	21.034
11/32	.34375	8.731	27/32	.84375	21.431
23/64	.359375	9.128	55/64	.859375	21.828
3/8	.375	9.525	7/8	.875	22.225
25/64	.390625	9.922	57/64	.890625	22.622
13/32	.40625	10.319	29/32	.90625	23.019
27/64	.421875	10.716	59/64	.921875	23.416
7/16	.4375	11.113	15/16	.9375	23.813
29/64	.453125	11.509	61/64	.953125	24.209
15/32	.46875	11.906	31/32	.96875	24.606
31/64	.484375	12.303	63/64	.984375	25.003
1/2	.500	12.700	1	1.000	25.400

VOLUME AND WEIGHT CONVERSION CONSTANTS — U.S. TO METRIC

Pints x .4732 = Liters
 Quarts x .9463 = Liters
 Gallons x 3.7853 = Liters
 Pounds x .4536 = Kilograms

AVOID ACCIDENTS

MOST ACCIDENTS, WHETHER THEY OCCUR IN INDUSTRY, ON THE FARM, AT HOME OR ON THE HIGHWAY, ARE CAUSED BY THE FAILURE OF SOME INDIVIDUAL TO FOLLOW SIMPLE AND FUNDAMENTAL SAFETY RULES OR PRECAUTIONS. FOR THIS REASON MOST ACCIDENTS CAN BE PREVENTED BY RECOGNIZING THE REAL CAUSE AND DOING SOMETHING ABOUT IT BEFORE THE ACCIDENT OCCURS.

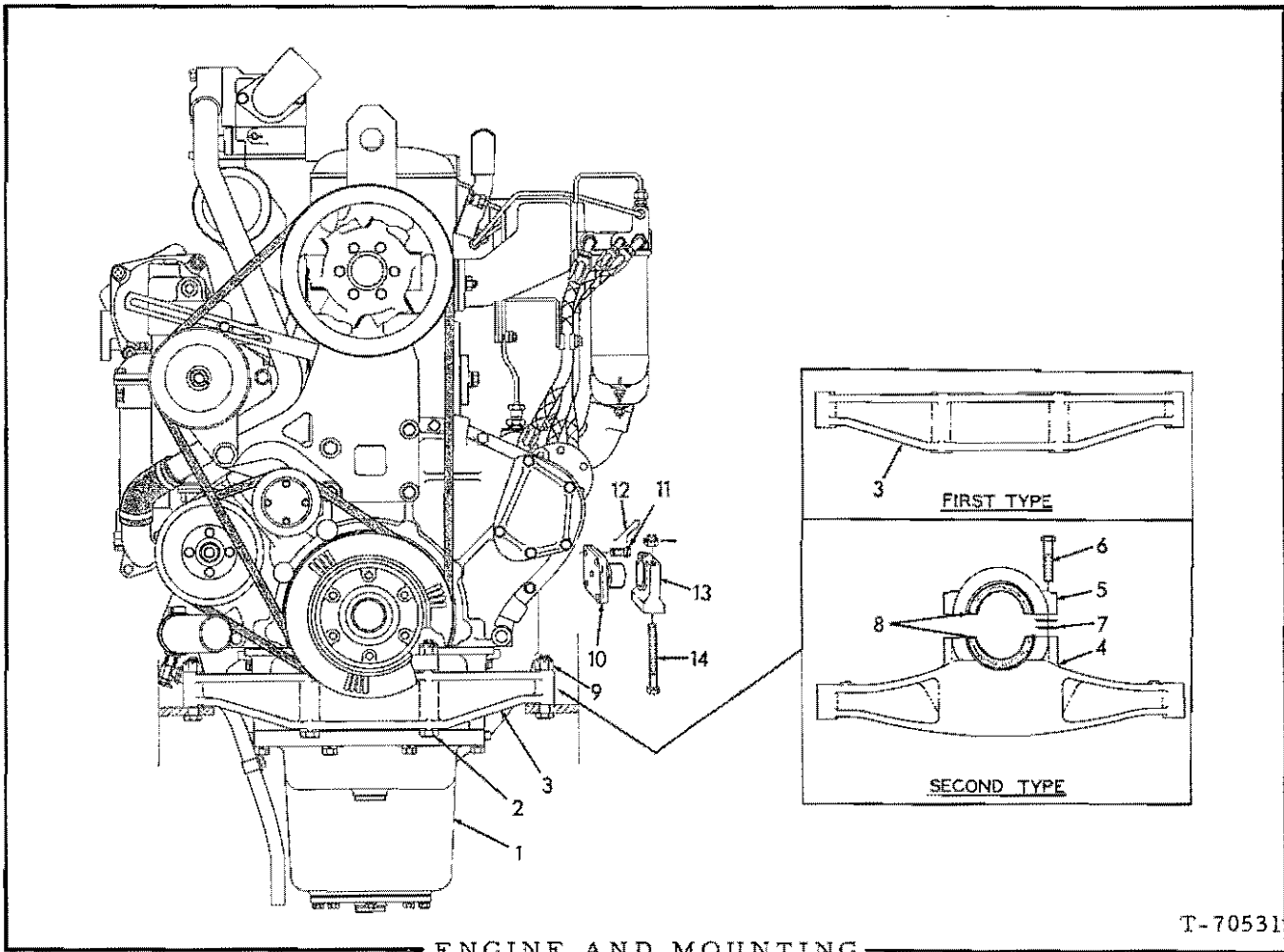
REGARDLESS OF THE CARE USED IN THE DESIGN AND CONSTRUCTION OF ANY TYPE OF EQUIPMENT THERE ARE MANY CONDITIONS THAT CANNOT BE COMPLETELY SAFEGUARDED AGAINST WITHOUT INTERFERING WITH REASONABLE ACCESSIBILITY AND EFFICIENT OPERATION.

A careful operator is the best insurance against an accident. The complete observance of one simple rule would prevent many thousand serious injuries each year. That rule is:
Never attempt to clean, oil or adjust a machine while it is in motion.

NATIONAL SAFETY COUNCIL

WARNING

ON MACHINES HAVING HYDRAULICALLY, MECHANICALLY, AND/OR CABLE CONTROLLED EQUIPMENT (SUCH AS SHOVELS, LOADERS, DOZERS, SCRAPERS, etc.) BE CERTAIN THE EQUIPMENT IS LOWERED TO THE GROUND BEFORE SERVICING, ADJUSTING AND/OR REPAIRING. IF IT IS NECESSARY TO HAVE THE HYDRAULICALLY, MECHANICALLY, AND/OR CABLE CONTROLLED EQUIPMENT PARTIALLY OR FULLY RAISED TO GAIN ACCESS TO CERTAIN ITEMS, BE SURE THE EQUIPMENT IS SUITABLY SUPPORTED BY MEANS OTHER THAN THE HYDRAULIC LIFT CYLINDERS, CABLE, AND/OR MECHANICAL DEVICES USED FOR CONTROLLING THE EQUIPMENT.



T-70531

ENGINE AND MOUNTING

* Tractors prior to No. 7928 excluding No. 7926
 ** Tractors serial No. 7928 and up including No. 7926

ITEM	PART NO.	QTY. * **	DESCRIPTION
1	4386320	1 1	ENGINE ASSEMBLY (Model HD16D)
	4386319	1 1	ENGINE ASSEMBLY (Model HD16DC)

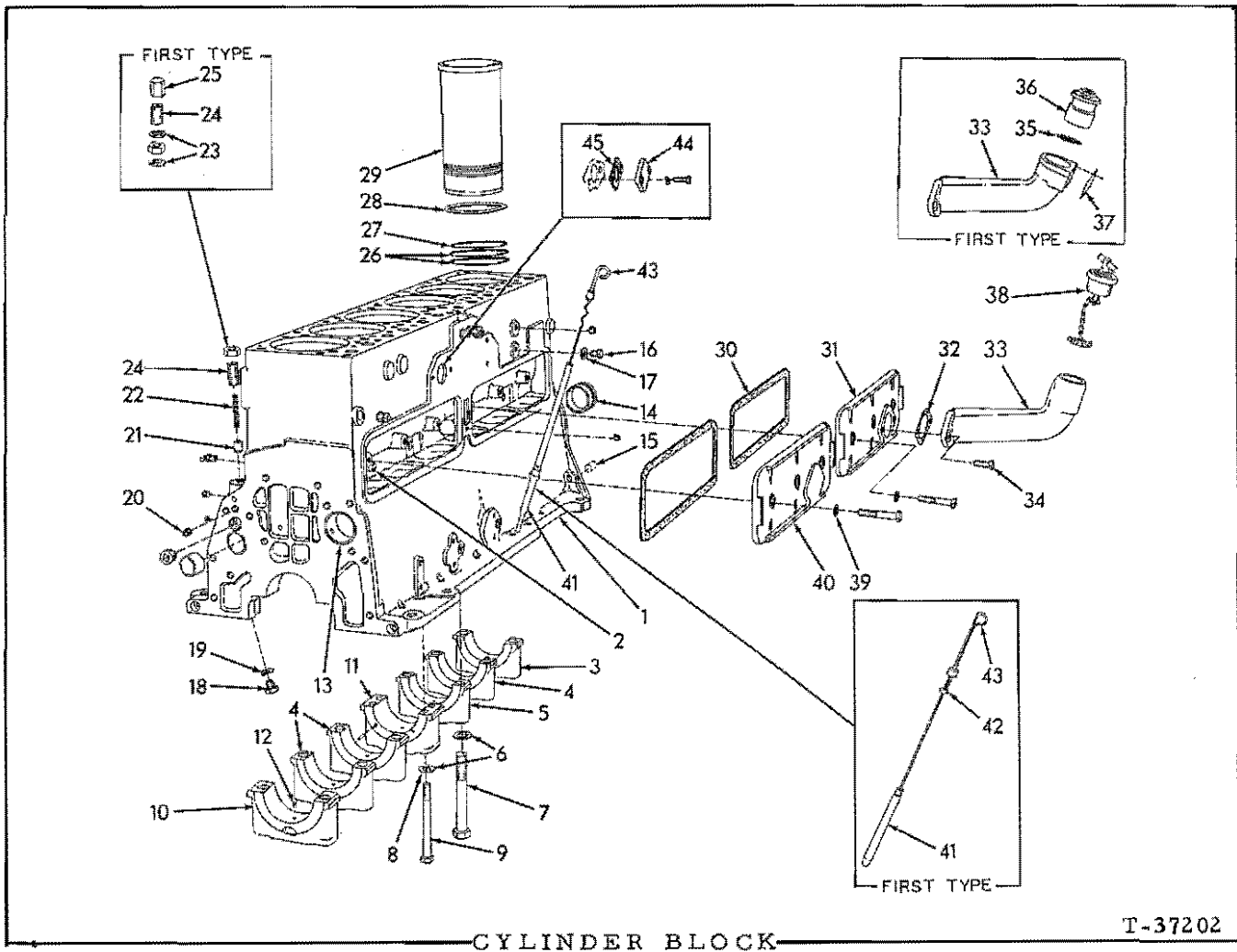
NOTE: Each Engine Assembly includes oil filter, oil cooler, water filter and fuel filter but does not include air cleaner, fan generator or starter.

2	099061	2 -	CAPSCREW, engine mounting, front (5/8"NF x 5-3/4")
	913280	2 -	NUT, high, slotted, 5/8"NF
	900806	2 -	PIN, cotter, 1/8" x 1"
3	083778	1 -	HANGER, engine supporting, front end
4	655510	- 1	HANGER, engine supporting, front end (Includes item 5)
5	-----	- 1	CAP, engine hanger (Not serviced separately)
6	924694	- 2	SCREW, flanged, hex-hd., 1/2"NC x 3"
7	916009	- 14	WASHER, shimming (1/32" thick. Use as req'd)

(Continued)

ENGINE AND MOUNTING (Continued)

ITEM	PART NO.	QTY.		DESCRIPTION
		*	**	
8	4336491	-	2	LINER, engine supporting hanger
9	099062	2	2	CAPSCREW, engine hanger (drilled-end, 5/8"NF x 4")
	913280	2	2	NUT, high, slotted, 5/8"NF
	900806	2	2	PIN, cotter, 1/8" x 1"
10	631774	2	2	TRUNNION, rear mounting
11	631570	8	8	CAPSCREW, drilled-hd., 5/8"NC x 1-1/2"
12	023633	4	4	WIRE, locking 1/16" x 12"
13	631773	2	2	BRACKET, engine supporting, rear
14	099435	4	4	CAPSCREW, drilled-end, 3/4"NF x 6-3/4"
	910879	4	4	NUT, high, slotted, 3/4"NF
	900808	4	4	PIN, cotter, 1/8" x 1-1/2"



ITEM	PART NO.	QTY.	DESCRIPTION
1	4389992	1	BLOCK ASSEMBLY, cylinder (Includes items 2 thru 20 also hardware indented below)
	919134	1	PLUG, pipe, hex-hd., 1/8"NPT
	919840	4	PLUG, pipe, hex-hd., 1/4"NPT
	920333	1	PLUG, pipe, hex-hd., 3/8"NPT
	920416	1	PLUG, pipe, hex-hd., 1/2"NPT
	917673	2	PLUG, pipe, hex-socket, 1/8"NPT
	918850	3	PLUG, pipe, hex-socket, 1/4"NPT
	918851	2	PLUG, pipe, hex-socket, 3/4"NPT
	904224	2	PLUG, pipe, hex-socket, 3/4"NPT
	912415	1	COCK, drain, 1/4"NPT
2	-----	4	DOWEL, valve lifter bracket (See VALVE OPERATING MECHANISM)
3	4386512	1	*CAP, main bearing, rear (Used prior to engine #16-06272)
	4389235	1	*CAP, main bearing, rear (Effective with engine #16-06272)
4	4386511	3	*CAP, main bearing, intermediate (Used prior to engine #16-06272)
	4389232	3	*CAP, main bearing, intermediate (Effective with engine #16-06272)

* Replacement bearing caps are semi-finished and must be line-bored after installing

(Continued)

CYLINDER BLOCK (Continued)

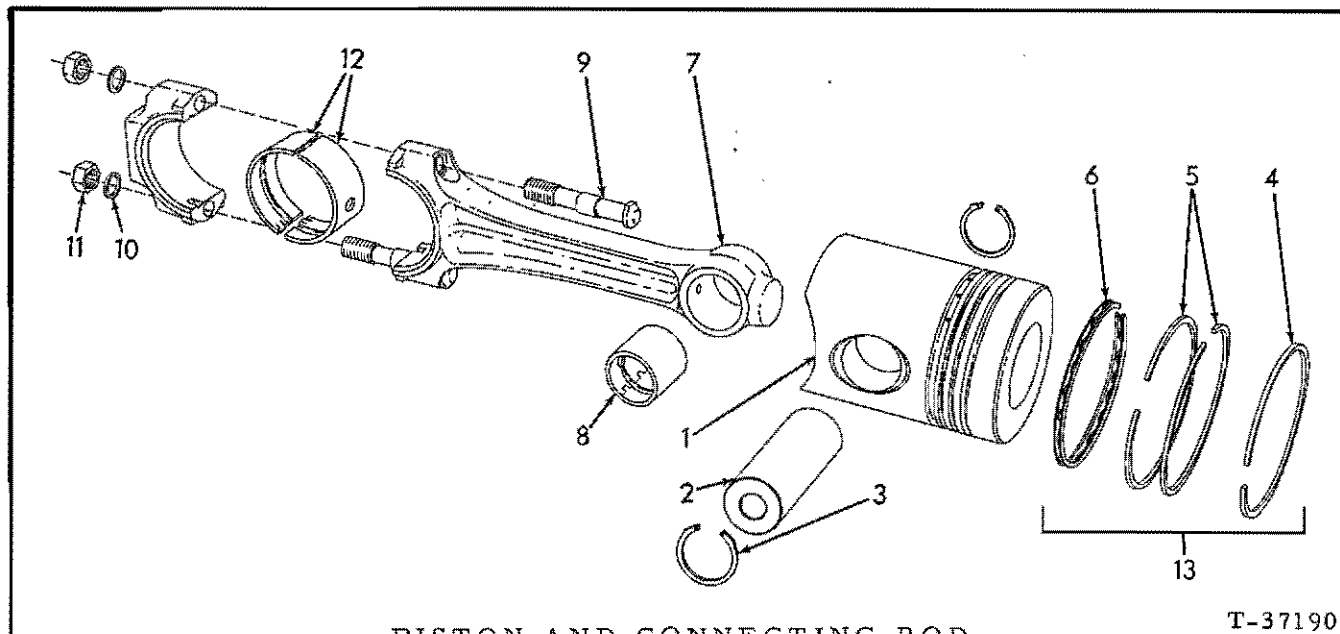
ITEM	PART NO.	QTY.	DESCRIPTION
5	4386513	1	*CAP, main bearing, intermediate (No. 5)(Used prior to engine #16-06272)
	4389234	1	*CAP, main bearing, intermediate (No. 5)(Effective with engine #16-06272)
6	4389911	12	WASHER, plain, main bearing capscrew
7	4389924	12	CAPSCREW, main bearing cap (7/8" diam.)
8	4389910	4	WASHER, plain, center main bearing capscrew
9	4389923	4	CAPSCREW, center main bearing cap (5/8" diam.)
10	4386509	1	*CAP, main bearing, front (Used prior to engine #16-06272)
	4389231	1	*CAP, main bearing, front (Effective with engine #16-06272)
11	4386516	1	*CAP, main bearing, center (Used prior to engine #16-06272)
	4389233	1	*CAP, main bearing, center (Effective with engine #16-06272)
	-----	4	PIN, dowel, thrust flange (See CRANKSHAFT)
12	917554	7	PIN, dowel, main bearing (straight type)(Used prior to engine #16-06272)
	4389292	7	PIN, dowel, main bearing (step type)(Effective with engine #16-06272)
13	4660389	1	BEARING, camshaft, front
	4660440	2	BEARING, camshaft, intermediate
14	4660389	1	BEARING, camshaft, rear
15	-----	2	PIN, dowel, flywheel housing (See FLYWHEEL HOUSING)
16	919229	3	CAPSCREW, hole plugging (1/2"NC x 1/2")
17	4119937	3	□GASKET, plugging capscrew
18	924822	6	CAPSCREW, plugging, oil gallery (5/8"NC x 1/2")(Not original equipment. Furnished with replacement cylinder block only)
19	4373619	6	LOCKWASHER
20	4389943	1	RESTRICTOR, oil by-pass
21	4500230	1	PISTON, oil pressure regulating valve
22	4660358	1	SPRING, oil pressure regulating valve
23	4113897	2	□GASKET, regulating valve nut (Used prior to engine #16-05422)
24	4389058	1	SCREW, oil pressure regulating valve
	910847	1	NUT, jam, 3/4"NF

* Replacement bearing caps are semi-finished and must be line-bored after installing

(Continued)

CYLINDER BLOCK (Continued)

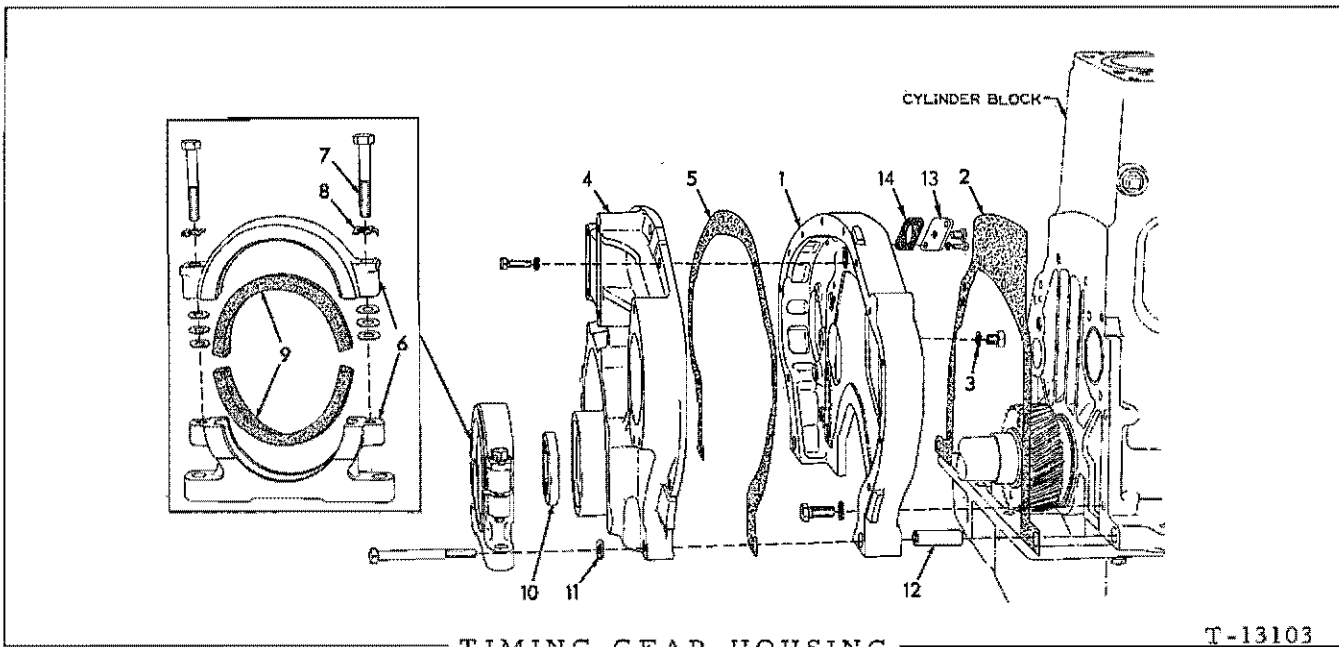
ITEM	PART NO.	QTY.	DESCRIPTION	
25	-----	1	NUT, cap, oil pressure regulating valve (Used prior to engine #16-05422. Order SCREW 4389058)	
26	4385485	12	O-RING, cylinder sleeve, lower groove (red)	
27	4379178	6	O-RING, cylinder sleeve, upper groove (black)	
28	4368204	-	SHIM, cylinder sleeve (.005" thick)	Use as required when remachining block
	4368205	-	SHIM, cylinder sleeve (.010" thick)	
	4368206	-	SHIM, cylinder sleeve (.015" thick)	
	4369002	-	SHIM, cylinder sleeve (.020" thick)	
29	4390462	6	SLEEVE, cylinder	
30	4377120	2	GASKET, push rod cover	
31	4389810	1	COVER, push rod, rear	
	916316	3	CAPSCREW, 1/2"NC x 2-1/2"	
32	4310257	1	GASKET, oil filler pipe	
33	-----	1	ELBOW ASSEMBLY, oil filler (Includes items 35 thru 37)(Used prior to engine #16-05369. Order ELBOW 4389040 and item 38)	
	4389040	1	ELBOW, oil filler (Effective with engine #16-05369)	
34	4379198	2	CAPSCREW, Nylok, 1/2"NC x 1-3/8"	
35	4335022	1	STRAINER, oil filler	Used prior to engine #16-05369
36	4366461	1	CAP ASSEMBLY, oil filler (Serviced only as a unit)	
37	4379141	1	PLATE, oil data	
	904516	4	SCREW, drive, #6 x 1/4"	
38	4354449	1	CLOSURE ASSEMBLY, oil filler (Serviced only as a unit)(Effective with engine #16-05369)	
39	4376749	7	WASHER, push rod cover capscrew	
40	4389809	1	COVER, push rod, front	
	916316	2	CAPSCREW, 1/2"NC x 2-1/2"	
	916317	1	CAPSCREW, 1/2"NC x 2-3/4"	
41	4371359	1	ADAPTER, oil level gauge (Used prior to engine #16-07912)	
	4388454	1	ADAPTER, oil level gauge (Effective with engine #16-07912)	
42	4506607	1	SEAL, oil level gauge (Used prior to engine #16-07912)	
43	4389547	1	GAUGE ASSEMBLY, oil level (Includes item 42)(Used prior to engine #16-07912)	
	4388448	1	GAUGE ASSEMBLY, oil level (Effective with engine #16-07912)	
44	4331522	1	PLATE, cover, cylinder block	
	919230	2	CAPSCREW, 1/2"NC x 1-3/8"	
	904208	2	LOCKWASHER, 1/2"	
45	4310257	1	GASKET, cover plate	



PISTON AND CONNECTING ROD

T-37190

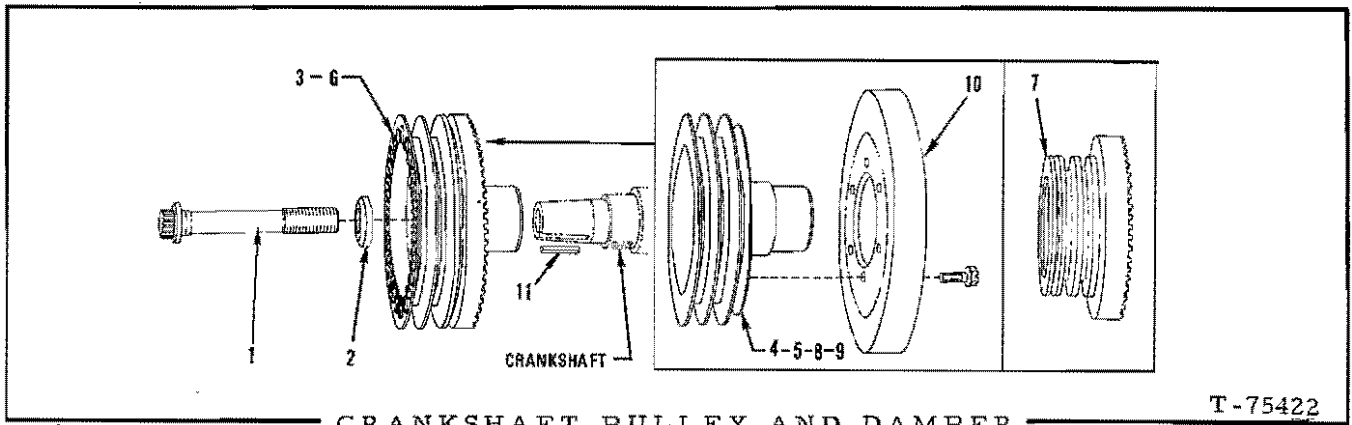
ITEM	PART NO.	QTY.	DESCRIPTION
1	4386419	6	PISTON (Used prior to engine #16-07347. Order PISTON 4391487 and RING SET 4391489)
	4391487	6	□PISTON (Effective with engine #16-07347)
2	4376792	6	PIN, piston (1" hole)(Original equipment)
	4390175	6	□PIN, piston (3/4" hole)(Service replacement only)
3	4253749	12	□RETAINER, piston pin
4	-----	6	RING, compression (top groove)
5	-----	12	RING, compression (2nd and 3rd grooves)
6	-----	6	RING, oil control (4th groove)
			} Order item 13
7	4390068	6	ROD ASSEMBLY, connecting (Includes items 8 thru 11)
8	4376986	6	BUSHING, connecting rod
9	4376804	12	BOLT, connecting rod (4-1/8" long)(Used prior to engine #16-07432)
	4388142	12	BOLT, connecting rod (4-1/4" long)(Effective with engine #16-07432)
10	4388146	12	WASHER, connecting rod bolt (Effective with engine #16-07432)
11	4390011	12	NUT, connecting rod bolt
12	4390698	12	BEARING, connecting rod (standard size)
	4391156	12	BEARING, connecting rod (.010" undersize)
	4391157	12	BEARING, connecting rod (.020" undersize)
	4391158	12	BEARING, connecting rod (.030" undersize)
	4391159	12	BEARING, connecting rod (.040" undersize)
13	4388359	6	RING SET (Consists of items 4 thru 6)(For PISTON 4386419)
	4391489	6	□RING SET (Consists of items 4 thru 6)(For PISTON 4391487)



TIMING GEAR HOUSING

T-13103

ITEM	PART NO.	QTY.	DESCRIPTION	
1	4389784-2	1	HOUSING	
	0916311-4	8	CAPSCREW, 1/2"NC x 1-1/4"	
	0904208-6	8	LOCKWASHER, 1/2"	
2	4660492-2	1	□GASKET, gear housing	
3	4119937-3	1	□GASKET, plugging capscrew	
	0919229-5	1	CAPSCREW, 1/2"NC x 1/2"	
4	4387723-2	1	COVER, timing gear housing (Engines prior to #16-09857)	}
	4391911-7	1	COVER, timing gear housing (Engines #16-09857 and up)	
	0916321-3	2	CAPSCREW, 1/2"NC x 4-1/2"	
	0919224-6	7	CAPSCREW, 3/8"NC x 1-1/8"	
	0904206-0	7	LOCKWASHER, 3/8"	
5	4376609-6	1	□GASKET, gear housing cover	
6	4390503-3	1	BRACKET, engine mounting (Includes cap)(When making first replacement, also order 2 each CAPSCREW 0922510-3, CAPSCREW 0070935-2 and LOCK 0070836-2)	} Used prior to tractor #7928, excluding #7926
	0916009-4	10	WASHER, plain (1/32" thick. Use as req'd)	
7	4254891-7	2	CAPSCREW, 1/2"NC x 2-1/2" (Original equipment)	
	0922510-3	2	CAPSCREW, 1/2"NC x 2-3/4" (Service replacement)	
8	4252682-2	2	LOCKWASHER, 1/2"	
9	4336491-8	2	LINER, engine mounting bracket	
10	4028922-5	1	SEAL, oil, crankshaft	
11	4371445-0	2	WASHER, plain, housing cover capscrew (1/2"hole)	
12	4371444-3	2	DOWEL, hollow, gear housing	
13	4390837-5	1	COVER, gear housing	} Engines #16-09529 and up
	0920333-2	1	PLUG, pipe, hex-hd., 3/8"NPT	
	0915408-9	2	CAPSCREW, 3/8"NC x 3/8"	
	0904206-0	2	LOCKWASHER, 3/8"	
14	4371027-6	1	□GASKET, housing cover	

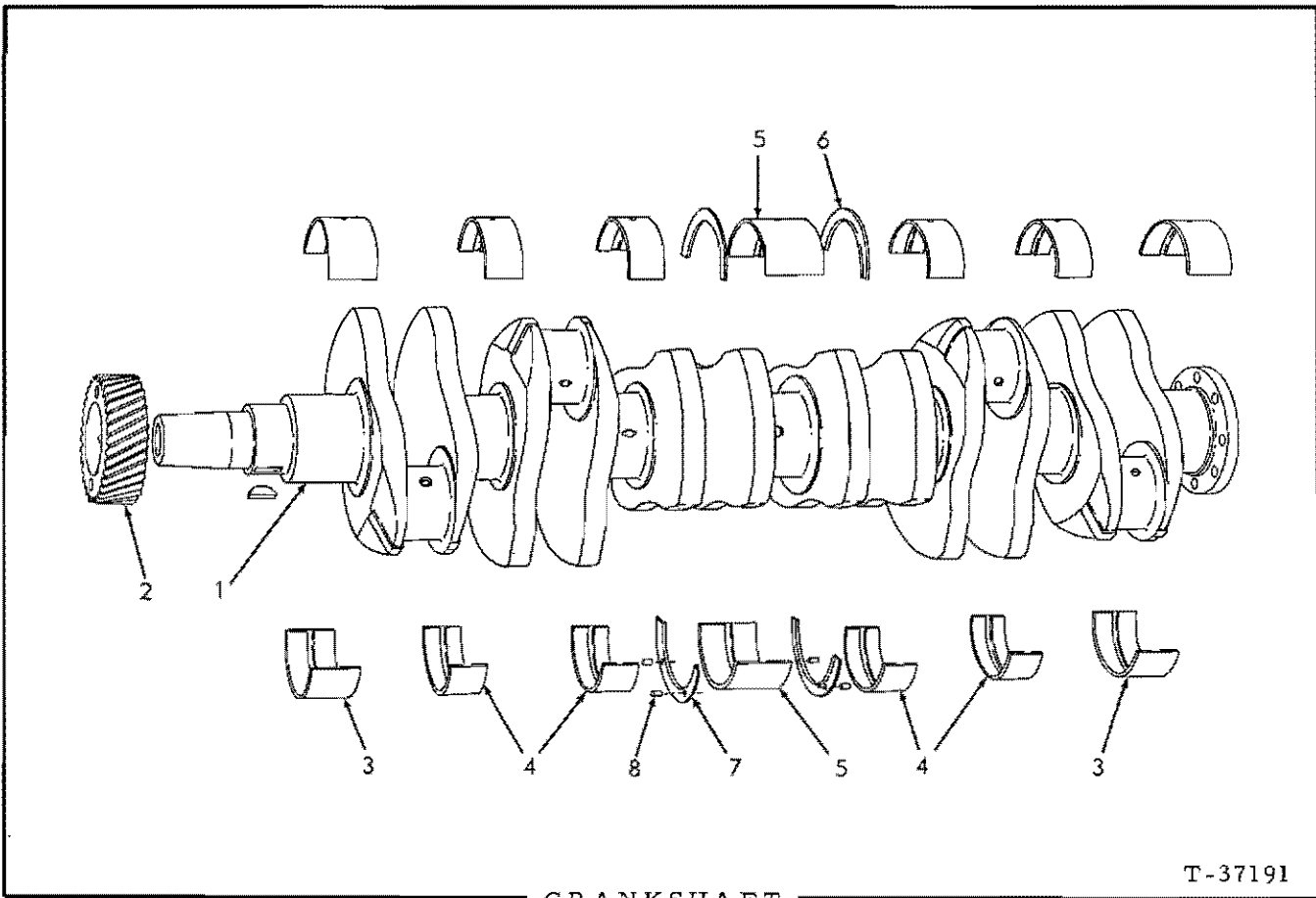


CRANKSHAFT PULLEY AND DAMPER

T-75422

* Model HD16D, DC
 ** Model HD16AG

ITEM	PART NO.	QTY.		DESCRIPTION
		*	**	
1	4388254	1	1	CAPSCREW, crankshaft pulley (1-1/4"NF x 2-1/2")(Used prior to engine #16-08877)
	4393443	1	1	CAPSCREW, crankshaft pulley (3/4"NC x 7-1/4")(Effective with engine #16-08877)(If for first replacement also order item 2)
2	4371503	1	1	WASHER, crankshaft pulley bolt (1-1/4" hole)(Used prior to engine #16-08877)
	4393436	1	1	WASHER, crankshaft pulley bolt (3/4" hole)(Effective with engine #16-08877)
3	-----	1	-	PULLEY, crankshaft (Includes integral damper; also grooves for 11/16" water pump drive belt)(Used prior to engine #16-07405. Order crankshaft damper CONVERSION KIT 4390276)
4	4388324	1	- □	PULLEY, crankshaft (Has keyway; also groove for 1/2" water pump drive belt)(Used on engines #16-07405 thru #16-09113)
5	4391578	1	-	PULLEY ASSY., crankshaft (Includes locating pin; also groove for 1/2" water pump drive belt. Not keywayed)(Used on engines #16-09114 thru #16-09653)
6	4390746	1	-	PULLEY, crankshaft (Includes integral damper; also groove for 1/2" water pump drive belt)(Engines #16-09654 and up)
7	-----	-	1	PULLEY, crankshaft (Includes integral damper; also groove for 11/16" water pump drive belt)(Used prior to June 1965. Order PULLEY 4388244 and 1 each DAMPER 4388217, PULLEY 4388240, PULLEY 4388253, CAPSCREW 4388254, BELT 4388326, BRACKET 4388339, BRACKET 4388342, PLUG 919134; 4 BOLTS 4751643 and 6 BOLTS 4391022)
8	4388244	-	1	PULLEY, crankshaft (Has groove for 1/2" water pump drive belt) (Used June 1965 thru March 1968)
9	4390812	-	1	PULLEY ASSY., crankshaft (Includes locating pin; also groove for 1/2" water pump drive belt)(Effective April 1968)
10	4388217	1	1 □	DAMPER, crankshaft (Effective with engine #16-07405. Not used on Model HD16D-DC tractors after engine #16-09653)
	4391022	6	6 □	BOLT, attaching
11	4362310	1	1	KEY, crankshaft pulley (Used prior to engine #16-09114)



CRANKSHAFT

T-37191

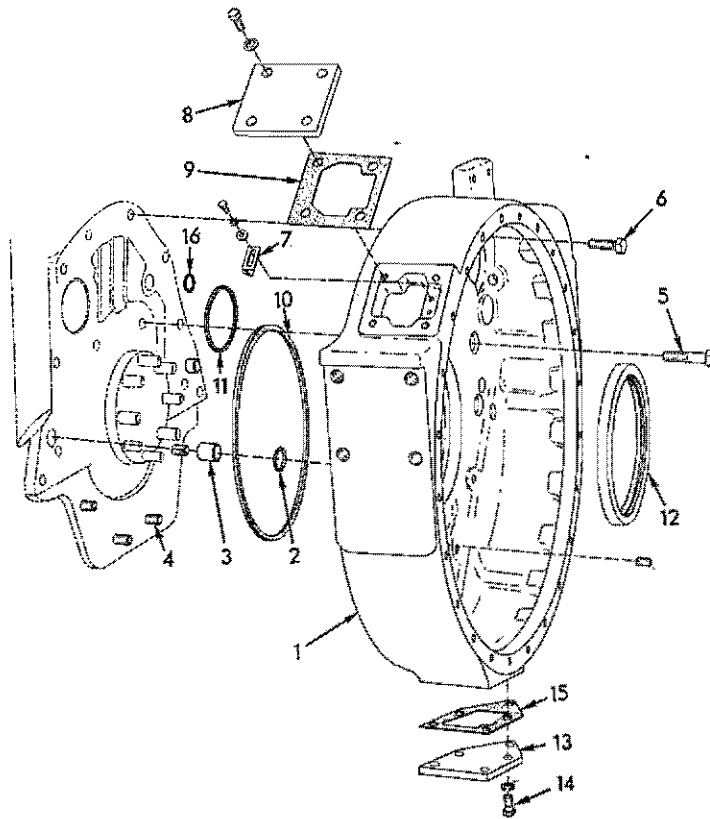
ITEM	PART NO.	QTY.	DESCRIPTION
1	4392106	1	CRANKSHAFT ASSY. (If for engines prior to #16-09078 also order 8 CAPSCREW 4391666; if for engines prior to #16-08877 also order BOLT 4391308 and WASHER 4391649)
	917673	6	PLUG, pipe, hex-socket, 1/8"NPT (early units)
2	4389052	1	GEAR, crankshaft
	911021	1	KEY, #25 woodruff, 5/16" x 1-1/2"(Engines prior to #16-4089)
	905129	1	KEY, #D woodruff, 5/16" x 1-1/4"(Engines #16-4089 and up)
3	4387031	4	BEARING, front and rear main (standard size)
	4386480	4	BEARING, front and rear main (.010" undersize)
	4386481	4	BEARING, front and rear main (.020" undersize)
	4386482	4	BEARING, front and rear main (.030" undersize)
	4386483	4	BEARING, front and rear main (.040" undersize)
4	4387032	8	BEARING, intermediate main (standard size)
	4386473	8	BEARING, intermediate main (.010" undersize)
	4386474	8	BEARING, intermediate main (.020" undersize)
	4386475	8	BEARING, intermediate main (.030" undersize)
	4386476	8	BEARING, intermediate main (.040" undersize)

(Continued)

Replaces page 22 in HD16D-DC parts catalog 662680 (5-67)
Litho in U. S. A.

CRANKSHAFT (Continued)

ITEM	PART NO.	QTY.	DESCRIPTION
5	4387033	2	BEARING, center main (standard size)
	4386469	2	BEARING, center main (.010" undersize)
	4386466	2	BEARING, center main (.020" undersize)
	4386467	2	BEARING, center main (.030" undersize)
	4386468	2	BEARING, center main (.040" undersize)
6	4386360	2	FLANGE, thrust, center main, upper (standard size)
	4386456	2	FLANGE, thrust, center main, upper (.005" oversize)
	4386457	2	FLANGE, thrust, center main, upper (.010" oversize)
	4386458	2	FLANGE, thrust, center main, upper (.015" oversize)
7	4386359	2	FLANGE, thrust, center main, lower (standard size)
	4386453	2	FLANGE, thrust, center main, lower (.005" oversize)
	4386454	2	FLANGE, thrust, center main, lower (.010" oversize)
	4386455	2	FLANGE, thrust, center main, lower (.015" oversize)
8	4250898	4	PIN, dowel, thrust flange



FLYWHEEL HOUSING

T-39365

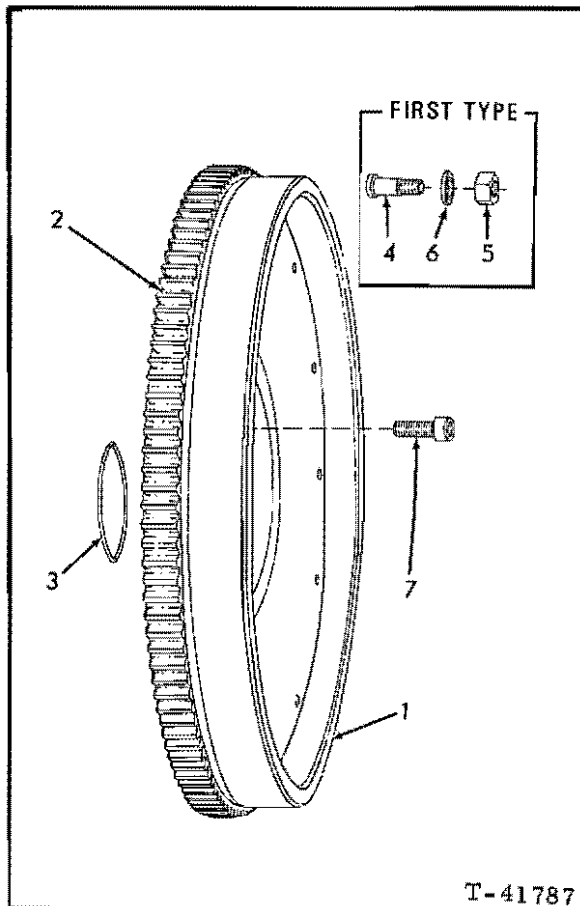
ITEM	PART NO.	QTY.	DESCRIPTION
1	4386149-1	1	HOUSING, flywheel (Used prior to tractor #6308 on Model HD16D and prior to #6062 on Model HD16DC)
	0920132-8	1	PLUG, pipe, 1/2" NPT
	4388551-4	1	HOUSING, flywheel (Model HD16D tractors #6308 and up; also Model HD16DC tractors #6062 and up. Used prior to Engine #16-09034)
	4391387-0	1	HOUSING, flywheel (Engine #16-09034 and up)
	0922884-2	1	SETSCREW, hex-socket, cup-point, Nylok, 7/16" NC x 1/2"
2	0923810-6	2	O-RING, housing dowel
3	4373716-2	2	DOWEL, housing to crankcase
4	4379198-7	4	CAPSCREW, oil pan to housing (Nylok, 1/2" NC x 1-3/8") (Used prior to engine #16-09006)
	0926717-0	4	CAPSCREW, oil pan to housing (1/2" NC x 7/8", 12-pt. flanged head) (Effective with engine #16-09006)
	0912333-2	4	WASHER, plain
5	4255335-6	2	BOLT, housing to crankcase (self-locking, 1/2" NC x 2")
6	4255334-7	8	BOLT, housing to crankcase (self-locking, 1/2" NC x 1-3/8")
7	4386651-6	1	POINTER, timing
	0916284-3	2	CAPSCREW, 1/4" NC x 1/2"
	0904204-5	2	LOCKWASHER, 1/4"
	0911114-7	2	WASHER, plain, SAE std., 1/4"

(Continued)

FLYWHEEL HOUSING (Continued)

ITEM	PART NO.	QTY.	DESCRIPTION
8	4386650	1	COVER, timing hole
	915813	4	CAPSCREW, 5/16"NC x 7/8"
	904205	4	LOCKWASHER, 5/16"
9	4390432	1	□GASKET, timing hole cover
10	4336897	1	ORING, sealing, housing to crankcase (crankshaft hole)
11	4255904	1	ORING, sealing, housing to crankcase (camshaft hole)
12	4391711	1	SEAL, oil, crankshaft flange
13	641631	1	COVER, bottom
14	035061	5	CAPSCREW, 1/2"NC x 1-1/4"
	904208	5	LOCKWASHER, 1/2"
15	640636	1	GASKET, bottom cover
16	4255898	1	RING, sealing, housing to crankcase (oil gallery hole)(Effective with engine #16-09034)

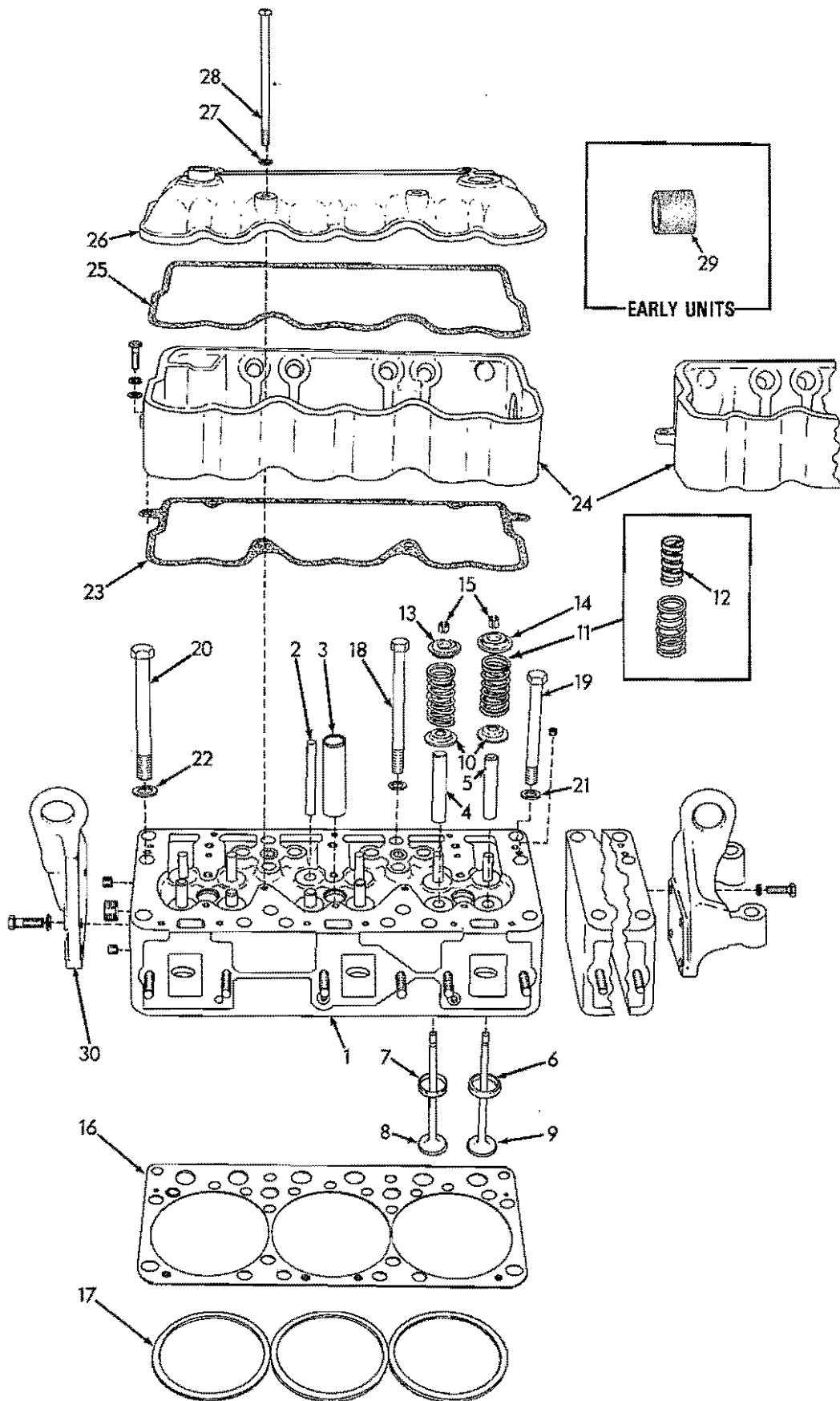
Used on HD16DC tractors #6062 thru #6175; also on HD16D tractors #6308 thru #6447



FLYWHEEL

ITEM	PART NO.	QTY.	DESCRIPTION
1	4387181	1	FLYWHEEL ASSY., (Includes item 2)(Model HD16D)
	4387180	1	FLYWHEEL ASSY., (Includes item 2)(Model HD16DC)
2	4303694	1	GEAR, ring
3	4255912	1	□O-RING, flywheel to crankshaft
4	4389201	8	BOLT, flywheel
5	4387026	8	NUT, flywheel bolt
6	4391160	8	□WASHER, sealing
7	4391666	8	CAPSCREW, flywheel (Engines #16-09078 and up)

Engines prior to #16-09078



CYLINDER HEAD (First type)

T-37183

Replaces page 26 in HD16D-DC Parts Catalog 0662680-8 (5-67)
 Printed in U. S. A.

(Revised March 1972)

CYLINDER HEAD

USAGE: Engines prior to serial No. 16-09862 including Nos. 16-10140, 10141, 10142, 10146 thru 10155

* Engines prior to serial No. 16-08657 including Nos. 16-09019 thru 09139

** Engine serial No. 16-08657 and up excluding serial Nos. 16-09019 thru 09139

ITEM	PART NO.	QTY.	DESCRIPTION
		* **	
1	-----	2 -	HEAD ASSY., cylinder (Order HEAD ASSY. 4391712-9, 6 VALVE 4390677-5 and 6 ROTOCOIL 4389397-3)
	4391712-9	- 2	HEAD ASSY., cylinder (Includes items 2 thru 7 and plugs indented below)
	0917673-6	8 8	PLUG, pipe, hex-socket, 1/8"NPT
	0907070-7	4 -	PLUG, pipe, ctsk-hd., 1/4"NPT (Early units only)
	0918887-1	- 6	PLUG, pipe, hex-socket, 3/8"NPT (Engines #16-09622 and up)
	0918851-7	8 8	PLUG pipe, hex-socket, 3/4"NPT
2	4386413-1	12 12	PIN, guide, valve bridge
3	4376484-4	6 6	SLEEVE, injection nozzle
4	4390547-0	12 12	GUIDE, intake valve
5	4390548-8	12 12	GUIDE, exhaust valve
6	4386625-0	12 -	INSERT, exhaust valve seat (standard size)
	4391713-7	- 12	INSERT, exhaust valve seat (standard size)
	4386654-0	12 -	INSERT, exhaust valve seat (.005" oversize)
	4391714-5	- 12	INSERT, exhaust valve seat (.005" oversize)
7	4386628-4	12 12	INSERT, intake valve seat (standard size)
	4386653-2	12 12	INSERT, intake valve seat (.005" oversize)
8	4386790-2	12 12	VALVE, intake
9	4386791-0	12 -	VALVE, exhaust(45°)
	4390677-5	- 12	VALVE, exhaust (30°)
10	4389685-1	24 24	SEAT, valve spring
11	4389294-2	24 24	SPRING ASSY., valve (Includes item 12)(If for engines prior to #16-05316 also replace item 10)
12	4389293-4	24 24	DAMPER, valve spring
13	4389397-3	12 12	ROTOCOIL ASSY., intake valve (Serviced only as a unit)
14	4389397-3	12 -	ROTOCOIL ASSY., exhaust valve (Serviced only as a unit)
	-----	- 12	RETAINER, exhaust valve spring (Original equipment. Order ROTOCOIL ASSY. 4389397-3)
15	4376497-6	48 48	LOCK, valve stem

(Continued)

CYLINDER HEAD (Continued)

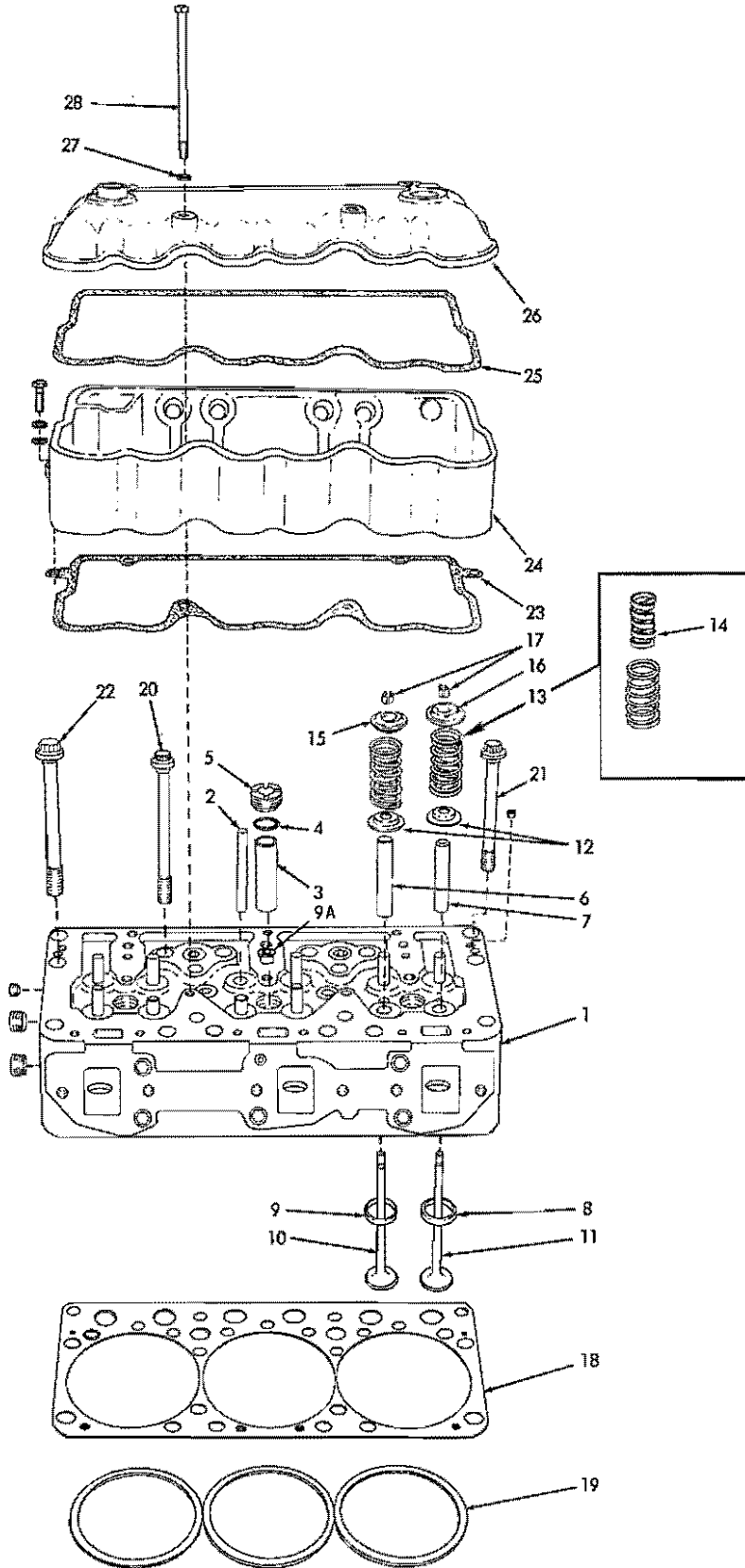
ITEM	PART NO.	QTY.		DESCRIPTION	
		*	**		
16	4390170-1	2	2	□GASKET ASSY., cylinder head (Includes item 17)	
17	4390043-0	6	6	□GASKET, cylinder sealing	
18	4391306-0	30	30	CAPSCREW, cylinder head (5/8"NC x 7")	
19	4388521-9	2	2	CAPSCREW, cylinder head (5/8"NC x 6")	
20	4389821-2	8	8	CAPSCREW, cylinder head (3/4"NC x 7-1/4")	
21	4391160-1	32	32	WASHER, cylinder head capscrow (5/8" hole)(Engines prior to #16-09086)	
22	4391161-9	8	8	WASHER, cylinder head capscrow (3/4" hole)(Engines prior to #16-08997)	
23	4389960-8	2	2	□GASKET, lower cover	
24	4392059-4	1	1	COVER, lower section, front (If for engine prior to #16-09700, also order 1 PLUG 0921507-0 for rear cover and discard item 29)	
	4392063-6	1	1		
	0916272-8	4	4	CAPSCREW, 3/8"NC x 1-1/4"	
	0904206-0	4	4	LOCKWASHER 3/8"	
	0913544-3	4	4	WASHER, plain	
25	4389961-6	2	2	□GASKET, rocker cover	
26	4386901-5	2	2	COVER, rocker	
	0914847-9	1	1		CAPSCREW, 3/8"NC x 1-1/2" (rear cover only)
27	4254873-5	8	8	□WASHER, sealing, rocker cover capscrow	
28	4386421-4	8	8	CAPSCREW, rocker cover	
29	4386941-1	1	1	COUPLING, breather, cylinder head cover (Engines prior to #16-09700)	
30	4387976-6	2	2	EYE, engine lifting	
	0916311-4	6	6		CAPSCREW, 1/2"NC x 1-1/4"
	0904208-6	6	6		LOCKWASHER, 1/2"

CYLINDER HEAD

USAGE: Engines serial No. 16-09862 and up excluding Nos. 16-10140, 10141, 10142, 10146 thru 10155

ITEM	PART NO.	QTY.	DESCRIPTION
1	4392110-5	2	HEAD ASSY., cylinder (Includes items 2 thru 9 and plugs indented below)(Used prior to engines #16-10156)
	4393613-7	2	HEAD ASSY., cylinder (Includes items 2 thru 9A and plugs indented below)(Engines #16-10156 and up)
	4255490-7	8	PLUG, pipe, hex-socket, 1/8"NPT
	4255491-5	1	PLUG, pipe, hex-socket, 1/4"NPT
	4255577-1	26	PLUG, pipe, hex-socket, 3/4"NPT
2	4386413-1	12	PIN, guide, valve bridge
3	4392051-1	6	SLEEVE, injection nozzle
4	0926672-7	6	O-RING, injection nozzle sleeve
5	4392052-9	6	NUT, injection nozzle sleeve
6	4390547-0	12	GUIDE, intake valve
7	4390548-8	12	GUIDE, exhaust valve
8	4392053-7	12	INSERT, exhaust valve seat (standard size)
	4392068-5	12	INSERT, exhaust valve seat (.005" oversize)
9	4386628-4	12	INSERT, intake valve seat (standard size)
	4386653-2	12	INSERT, intake valve seat (.005" oversize)
9A	4392576-7	6	INSERT, injection nozzle
10	4386790-2	12	VALVE, intake
11	4392054-5	12	VALVE, exhaust
12	4389685-1	24	SEAT, valve spring
13	4389294-2	24	SPRING ASSY., valve (Includes item 14)
14	4389293-4	24	DAMPER, valve spring
15	4389397-3	12	ROTOCOIL ASSY., intake valve (Serviced only as a unit)
16	-----	12	RETAINER, exhaust valve spring (Original equipment. Order ROTOCOIL ASSY. 4389397-3)
17	4376497-6	48	LOCK, valve stem
18	4390170-1	2	□GASKET ASSY., cylinder head (Includes item 19)
19	4390043-0	6	□GASKET, cylinder sealing
20	4391306-0	26	SCREW, cylinder head (5/8"NC x 7")
21	4391307-8	2	SCREW, cylinder head (5/8"NC x 6")

(Continued)



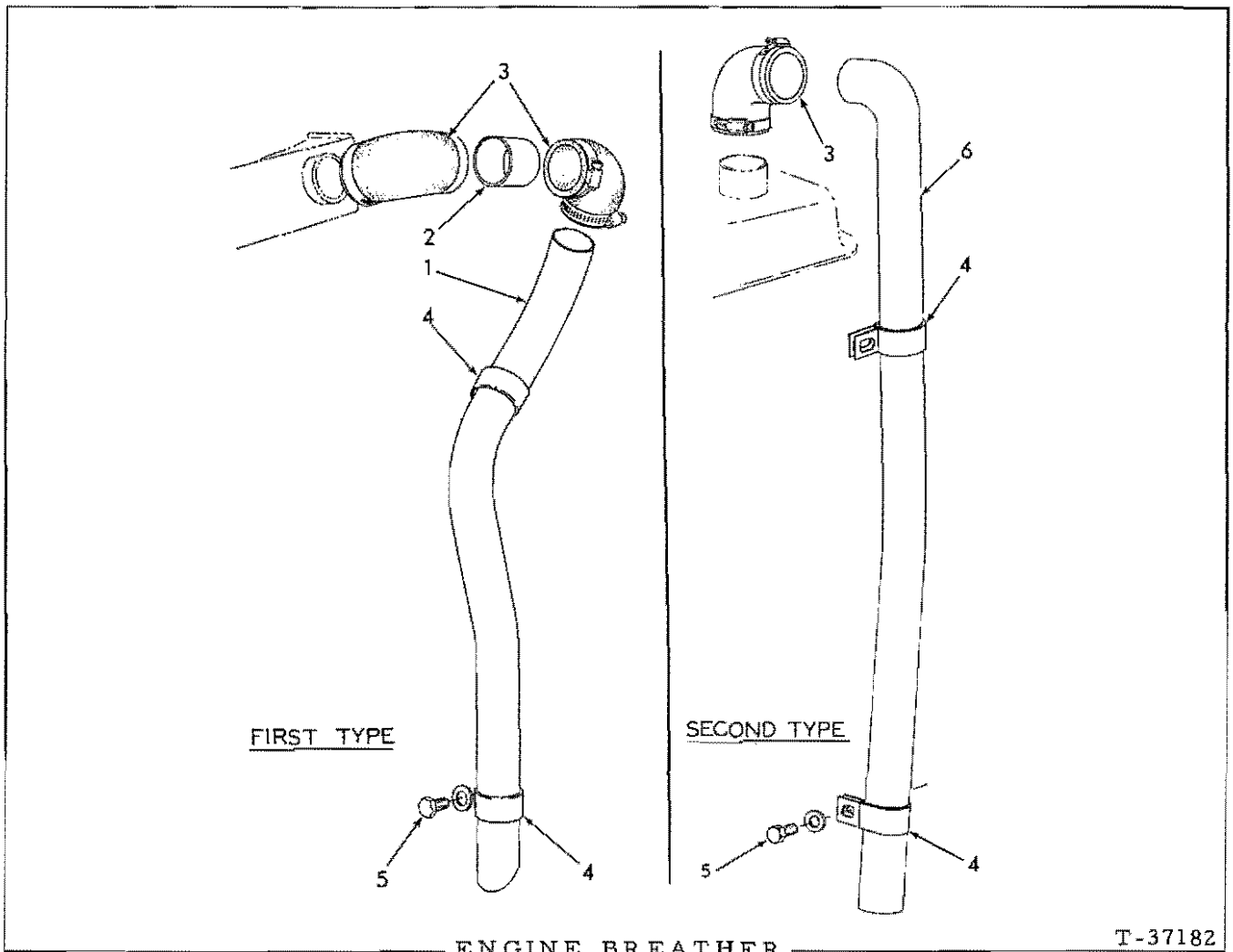
CYLINDER HEAD (Second type)

T-37183

CYLINDER HEAD (Continued)

ITEM	PART NO.	QTY.	DESCRIPTION
22	4393443-9	8	SCREW, cylinder head (3/4"NC x 7-1/4")
23	4389960-8	2	GASKET, lower cover
24	4392059-4	1	COVER, lower section, front
	4392063-6	1	COVER, lower section, rear (Engines prior to #16-10169)
	4392062-8	1	COVER, lower section, rear (Engines #16-10169 and up)
	0916272-8	4	CAPSCREW, 3/8"NC x 1-1/4"
	0904206-0	4	LOCKWASHER, 3/8"
	0913544-3	4	WASHER, plain
25	4389961-6	2	GASKET, rocker cover
26	4386901-5	1	COVER, rocker, front
	4386901-5	1	COVER, rocker, rear (Engines prior to #16-10169)
	4387726-5	1	COVER, rocker, rear (Engines #16-10169 and up)
27	4254873-6	8	□WASHER, sealing, rocker cover capscREW
28	4386421-4	8	CAPSCREW, rocker cover

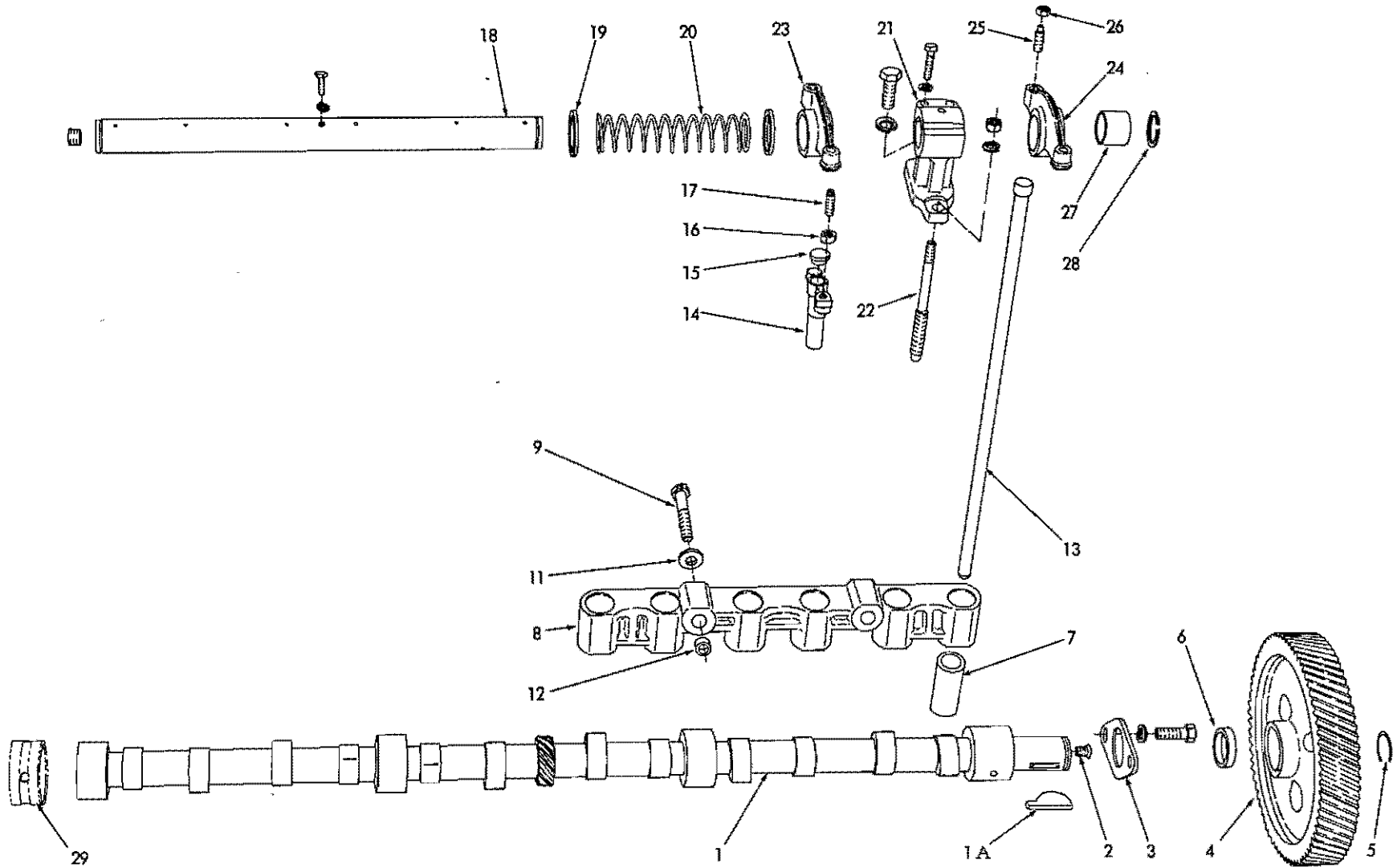




T-37182

* Engines prior to Serial No. 16-10169
 ** Engines Serial No. 16-10169 and up

ITEM	PART NO.	QTY.		DESCRIPTION
		*	**	
1	4387675-4	1	-	TUBE, breather
2	4387560-8	1	-	TUBE, elbow connecting
3	4255351-1	2	1	ELBOW, rubber
	0922198-7	4	2	CLAMP, hose 1-9/16" to 2-9/16" diam.
4	4255361-0	2	2	CLAMP, tube supporting
5	0921865-2	1	1	CAPSCREW, Nylok, 1/2"NC x 1"
	0910244-3	1	1	WASHER, plain, SAE std., 1/2"
6	4390507-4	-	1	TUBE, breather



VALVE OPERATING MECHANISM

T-37184

VALVE OPERATING MECHANISM

ITEM	PART NO.	QTY.	DESCRIPTION
1	4392182-4	1	CAMSHAFT (If for engines prior to #16-09507 also order 1 ELBOW 4391885-3)
1A	0923738-9	1	KEY, camshaft gear
2	4001318-7	1	PLUG, camshaft oil hole (Engines prior to #16-09591. See ENGINE HOUR METER for superseding plug)
3	4386776-1	1	PLATE, thrust
	0916311-4	2	CAPSCREW, 1/2"NC x 1-1/4"
	0904208-6	2	LOCKWASHER, 1/2"
4	4392183-2	1	GEAR, camshaft (If for engines prior to #16-09507 also order 1 ELBOW 4391885-3)
5	4254295-1	1	RING, snap, gear retaining (Engines prior to #16-09591)
6	4387469-2	1	SPACER, camshaft gear (Used prior to engine #16-06899)
7	4389645-5	12	LIFTER, valve (Engines prior to #16-09622)
	4391845-7	12	LIFTER, valve (Engines #16-09622 and up)
8	4386787-8	1	BRACKET, valve lifter, front } Engines prior to #16-09622
	4386788-6	1	
	4391869-7	1	BRACKET, valve lifter, front } Engines #16-09622 and up
	4391870-5	1	
9	0915969-0	4	CAPSCREW, 1/2"NC x 3"
11	4376277-2	4	WASHER valve lifter bracket capscrew
12	4303038-6	4	DOWEL, valve lifter bracket
13	4386414-9	12	ROD push (20" long)(Engines prior to #16-09622)
	4391849-9	12	ROD, push (17" long)(Engines #16-09622 and up)
14	4390270-9	12	BRIDGE ASSY., valve (Includes items 15 thru 17)
15	4376538-7	12	INSERT, valve bridge
16	4348440-1	12	NUT, valve bridge adjustment screw
17	4390254-3	12	SCREW, valve bridge adjustment
18	4390117-2	2	SHAFT ASSY., rocker arm (Includes PLUGS indented below)
	0918887-1	4	PLUG, pipe, hex-socket, 3/8"NPT
	0915406-3	2	CAPSCREW, 1/4"NC x 3/4"
	0904204-5	2	LOCKWASHER, 1/4"
19	4386406-5	8	RETAINER, rocker arm
20	4386405-7	4	SPRING, rocker shaft

(Continued)

VALVE OPERATING MECHANISM (Continued)

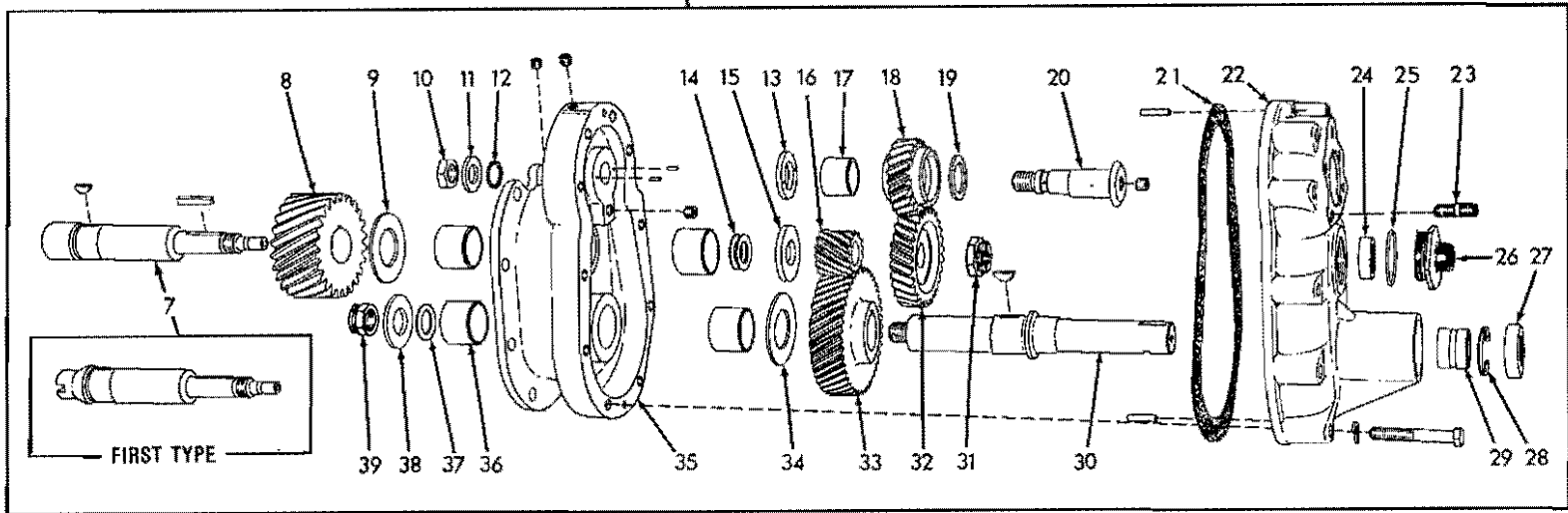
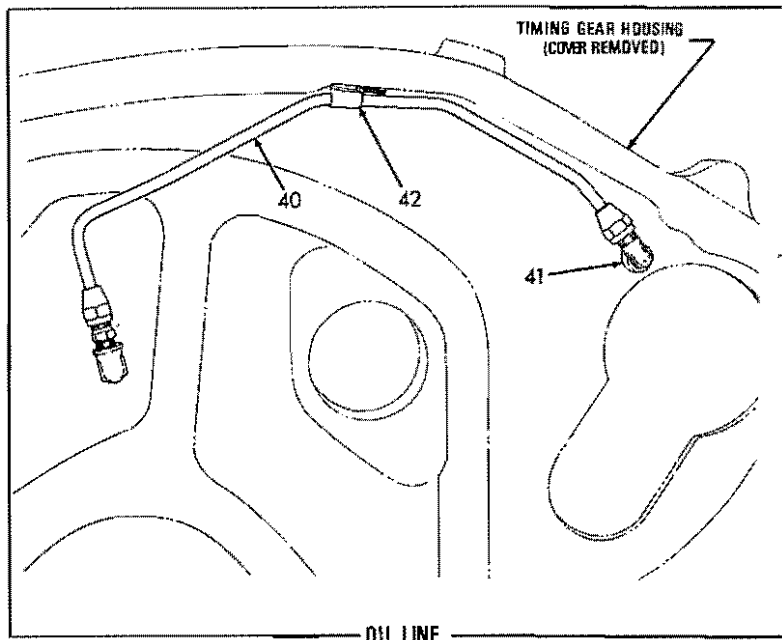
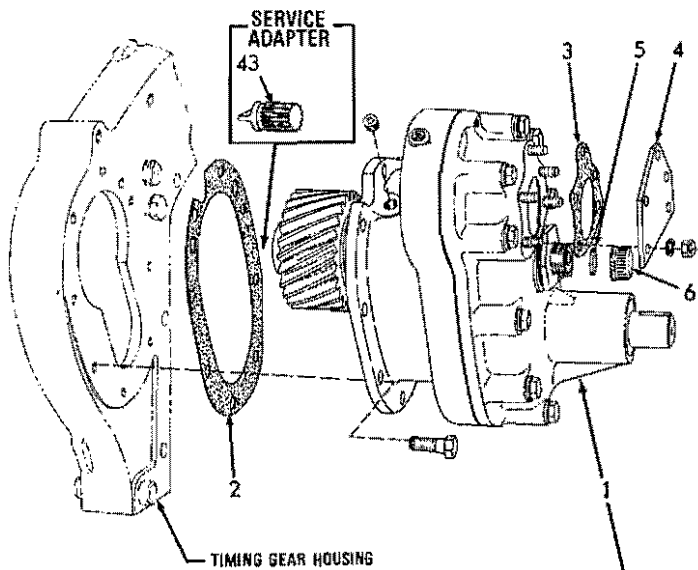
ITEM	PART NO.	QTY.	DESCRIPTION
21	4389317-1	6	BRACKET, rocker shaft
	0916311-4	6	CAPSCREW, 1/2"NC x 1-1/4" (attaching)
	0904208-6	6	LOCKWASHER, 1/2"
	0915807-2	12	CAPSCREW, 5/16"NC x 1-1/4" (clamping)
	0904205-2	12	LOCKWASHER, 5/16"
22	4377541-0	6	STUD, rocker shaft bracket (Also retains injection nozzle holder)
	0910325-0	6	NUT, 1/2"NC
	0904208-6	6	LOCKWASHER, 1/2"
23	4390296-4	4	ARM ASSY., rocker, intake valve Nos. 1, 2, 4, 5
	4390297-2	2	ARM ASSY., rocker, exhaust valve Nos. 3, 6
24	4386392-7	4	ARM ASSY., rocker, exhaust valve Nos. 1, 2, 4, 5
	4390295-6	2	ARM ASSY., rocker, intake valve Nos. 3, 6
<u>NOTE:</u> Each Arm Assy. listed above includes items 25 thru 27			
25	4336646-7	12	SCREW, valve lash adjustment
26	4348440-1	12	NUT, adjustment screw
27	4388428-7	12	BUSHING, rocker arm
28	4253190-5	4	RING, snap, rocker arm shaft
29	-----	-	BEARING, camshaft (See CYLINDER BLOCK)

ACCESSORY DRIVE

* Models HD16D, AG. Engines prior to serial No. 16-09511
 ** Models HD16D, AG. Engines serial No. 16-09511 and up
 Δ Model HD16DC. Engines prior to serial No 16-09368
 ΔΔ Model HD16DC. Engines serial No 16-09368 and up

ITEM	PART NO.	QUANTITY				DESCRIPTION
		*	**	Δ	ΔΔ	
1	4389108	1	-	-	-	DRIVE ASSEMBLY (Used prior to engine #16-05532)
	-----	1	-	-	-	DRIVE ASSEMBLY (Engines #16-05532 thru #16-09511. Order DRIVE ASSEMBLY 4391937)
	4391937	-	1	-	-	DRIVE ASSEMBLY (Engines #16-09511 and up)
	4391441	-	-	1	1	DRIVE ASSEMBLY (If for engines prior to #16-05531 also order item 43)
	921520	8	8	8	8	CAPSCREW, Nylok, 3/8"NC x 7/8"
NOTE: Each DRIVE ASSEMBLY consists of items 7 thru 39)						
2	4376603	1	1	1	1	□GASKET, accessory drive to gear housing
3	4376605	1	1	-	-	GASKET, housing cover plate
	4386826	-	-	1	1	GASKET, housing cover plate
4	-----	1	1	-	-	PLATE, housing cover
	904205	3	3	-	-	LOCKWASHER, 5/16"
	910323	3	3	-	-	NUT, 5/16"NC
	-----	-	-	1	1	PLATE, housing cover
	904206	-	-	5	5	LOCKWASHER, 3/8"
910123	-	-	5	5	NUT, 3/8"NF	
} For shipping only						
5	4367090	1	1	1	1	□GASKET, tachometer hole nut
6	4371118	1	1	1	1	NUT, cover, tachometer hole
7	4371740	1	-	1	-	SHAFT, upper (slotted end)(Used prior to engine #16-05531)
	4388889	1	-	1	-	SHAFT, upper (splined end)(Effective with engine #16-05531)
	917409	2	-	2	-	KEY, #9 woodruff, 3/16" x 3/4"
	923280	1	-	1	-	KEY, hi-pro, 3/16" x 15/16"
	4391419	-	1	-	1	SHAFT, upper
	917409	-	1	-	1	KEY, #9 woodruff, 3/16" x 3/4"
905850	-	1	-	1	KEY, straight, 3/16" x 1"	
8	4389055	1	-	1	-	GEAR, accessory drive
	4391403	-	1	-	1	GEAR, accessory drive
9	4368154	1	-	1	-	WASHER, thrust, upper shaft, front
	917014	2	-	2	-	PIN, dowel, 1/8" x 3/8"
	4391412	-	1	-	1	WASHER, thrust, upper shaft, front
10	4376671	1	-	1	1	NUT, auxiliary drive gear shaft

(Continued)



ACCESSORY DRIVE

T-39416

ACCESSORY DRIVE (Continued)

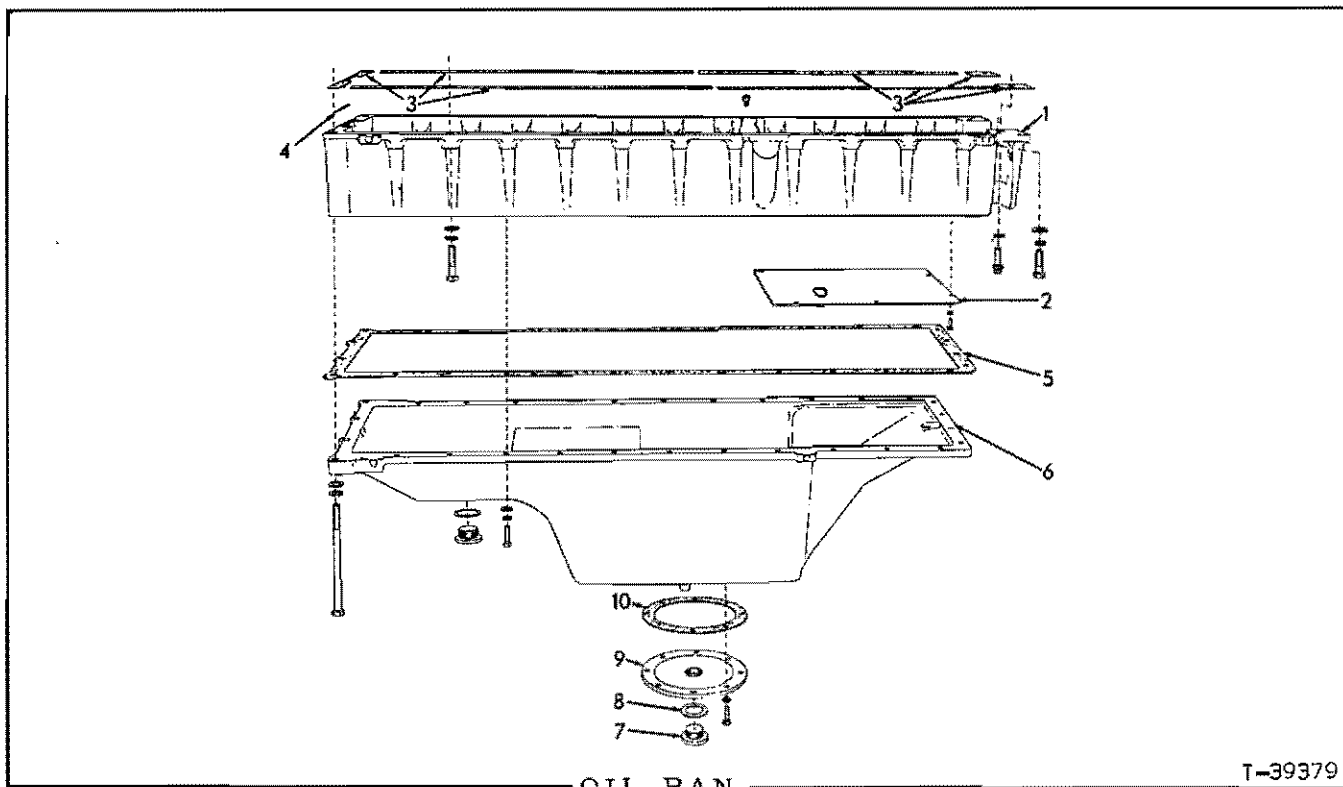
ITEM	PART NO.	QUANTITY				DESCRIPTION
		*	**	Δ	ΔΔ	
11	4389986	1	-	1	-	WASHER, auxiliary drive gear shaft (1/8" thick)
	900703	-	1	-	1	WASHER, auxiliary drive gear shaft (3/16" thick)
12	923574	1	1	1	1	O-RING, auxiliary drive gear shaft
13	4376598	1	1	1	1	WASHER, thrust, auxiliary drive gear
	917014	2	2	2	2	PIN, dowel, 1/8" x 3/8"
14	4362726	2	-	2	-	SHIM, upper shaft, end-play adjustment (laminated)
15	4388154	1	-	1	-	WASHER, thrust, rear
	4391407	-	1	-	1	WASHER, thrust, rear
16	4364404	1	1	1	1	GEAR, upper shaft (14 teeth)
17	4376596	1	1	1	1	BUSHING, auxiliary drive gear
18	4377122	1	1	1	1	GEAR ASSY., auxiliary drive (Includes item 17)
19	4376599	1	-	1	-	PLATE, thrust, auxiliary drive gear
	4391411	-	1	-	1	PLATE, thrust, auxiliary drive gear
20	4376591	1	1	1	1	SHAFT ASSY., auxiliary drive (Includes PLUG indented below)
	917673	1	1	1	1	PLUG, pipe, hex-socket, 1/8"NPT
21	4376604	1	1	1	1	GASKET, cover
22	4377276	1	1	-	-	COVER ASSY., housing (Includes item 29)
	4386711	-	-	1	1	COVER ASSY., housing (Includes item 29)
	912069	10	10	10	10	CAPSCREW, 3/8"NC x 2-1/2"
	904206	10	10	10	10	LOCKWASHER, 3/8"
	917023	2	2	2	2	PIN, dowel, 1/4" x 1"
23	4376667	3	3	-	-	STUD, pump attachment (5/16"NC x 1-1/4") (Original equipment)
	4389141	3	-	-	-	STUD, pump attachment (5/16"NC x 3/8"NC x 1-1/4")
	922747	2	-	-	-	SETSCREW, hex-socket, cup-pt., Nylok, 3/8"NC x 1/2" (For plugging unused stud holes)
	4389599	-	-	5	5	STUD, pump attachment (3/8"NC x 3/8"NF x 1-3/8")
24	4391019	1	1	1	1	SEAL, oil, upper shaft
25	4251601	1	1	1	1	GASKET, tachometer drive adapter
26	4365627	1	1	1	1	ADAPTER, tachometer drive
27	4386879	1	1	1	1	SEAL, oil, lower shaft
28	4254742	1	1	1	1	RING, snap, bushing retaining

Used for service adaptations only on early units

(Continued)

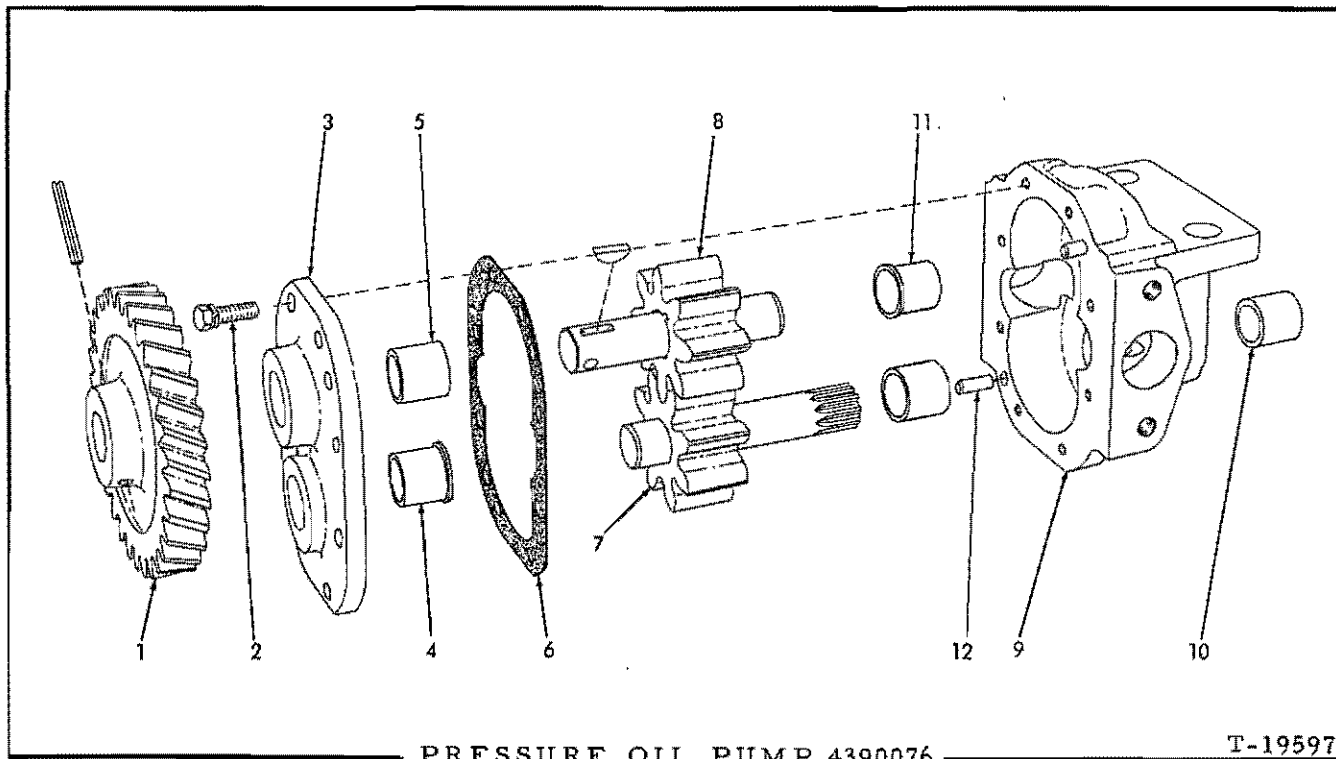
ACCESSORY DRIVE (Continued)

ITEM	PART NO.	QUANTITY				DESCRIPTION
		*	**	Δ	ΔΔ	
29	4377278	1	1	1	1	BUSHING, housing cover
30	4376702	1	-	1	-	SHAFT, lower
	4391475	-	1	-	1	SHAFT, lower
	917409	1	1	1	1	KEY, #9 woodruff, 3/16" x 3/4"
31	4369751	1	-	1	-	NUT, upper shaft
	900808	1	-	1	-	PIN, cotter, 1/8" x 1-1/2"
	918182	-	1	-	1	NUT, upper shaft (self-locking)
32	4376590	1	1	1	1	GEAR, driving, fuel transfer pump
33	4369712	1	-	1	-	GEAR, lower shaft (42 teeth)
	4391554	-	1	-	1	GEAR, lower shaft (42 teeth)
34	4368154	1	-	1	-	WASHER, thrust, lower shaft, rear
	917014	2	-	2	-	PIN, dowel, 1/8" x 3/8"
	4391412	-	1	-	1	WASHER, thrust, lower shaft, rear
35	4376602	1	-	1	-	HOUSING ASSEMBLY (Includes item 36)
	4391408	-	1	-	1	HOUSING ASSEMBLY (Includes item 36)
	917673	4	4	4	4	PLUG, pipe, hex-socket 1/8"NPT
36	4369746	4	4	4	4	BUSHING, accessory drive housing
37	4362726	1	-	1	-	SHIM, lower shaft end-play adjustment (laminated)
38	4364166	1	1	1	1	WASHER, thrust, lower shaft, front
39	4371119	1	-	1	-	NUT, lower shaft
	900808	1	-	1	-	PIN, cotter, 1/8" x 1-1/2"
	918182	-	1	-	1	NUT, lower shaft (self-locking)
40	4376627	1	1	1	1	TUBE ASSEMBLY, lubricating oil (Includes nuts)
	910141	1	1	1	1	CONNECTOR, flare type, 1/4" tube, 1/8"NPT male
	917013	1	1	1	1	ELBOW, street, brass, 90°, 1/8"NPT
41	913475	1	-	1	1	ELBOW, oil tube (Engines prior to #16-09507)
	4391885	1	1	-	1	ELBOW, oil tube (Has drilled orifice)(Engines #16-09507 and up)
	917841	1	1	1	1	NIPPLE, pipe, 1/8"NPT x 7/8"
42	4361829	1	1	1	1	CLIP, tube supporting
	4335669	1	1	1	1	CAPSCREW, drilled-hd. 1/4"NC x 1/2"
	904204	1	1	1	1	LOCKWASHER, 1/4"
	4348691	1	1	1	1	WIRE, locking, #18 x 6"
43	4391710	1	-	1	-	ADAPTER, pump drive (Used to adapt SHAFT 4388889 as .service substitute for SHAFT 4371740)



T-39379

ITEM	PART NO.	QTY.	DESCRIPTION
1	4385778	1	PAN, oil, upper section
	919840	1	PLUG, pipe, hex-hd., 1/4"NPT
	916314	23	CAPSCREW, 1/2"NC x 2"
	915987	1	CAPSCREW, 1/2"NC x 1-1/2"
	912476	24	WASHER, plain
	904208	24	LOCKWASHER, 1/2"
	922065	2	SCREW, 12-pt. head, 1/2"NC x 1-1/4"
2	4385796	1	PLATE, oil baffle
	915343	6	CAPSCREW, 1/4"NC x 5/8"
	904204	6	LOCKWASHER, 1/4"
3	4365129	1	GASKET SET, upper oil pan
4	4379070	1	□ SEAL, oil
5	4385781	1	GASKET SET, lower oil pan
6	4389849	1	PAN, oil, lower section
	914847	26	CAPSCREW, 3/8"NC x 1-1/2"
	904206	26	LOCKWASHER, 3/8"
	911115	26	WASHER, plain, SAE std., 3/8"
	916326	4	CAPSCREW, 1/2"NC x 7-1/2"
	904208	4	LOCKWASHER, 1/2"
912476	4	WASHER, plain	
7	035250	2	PLUG, oil drain
8	035249	2	□ GASKET, drain plug
9	4371255	1	PLATE, clean-out hole
	919224	8	CAPSCREW, 3/8"NC x 1-1/8"
	904206	8	LOCKWASHER, 3/8"
10	4371289	1	□ GASKET, clean-out hole plate

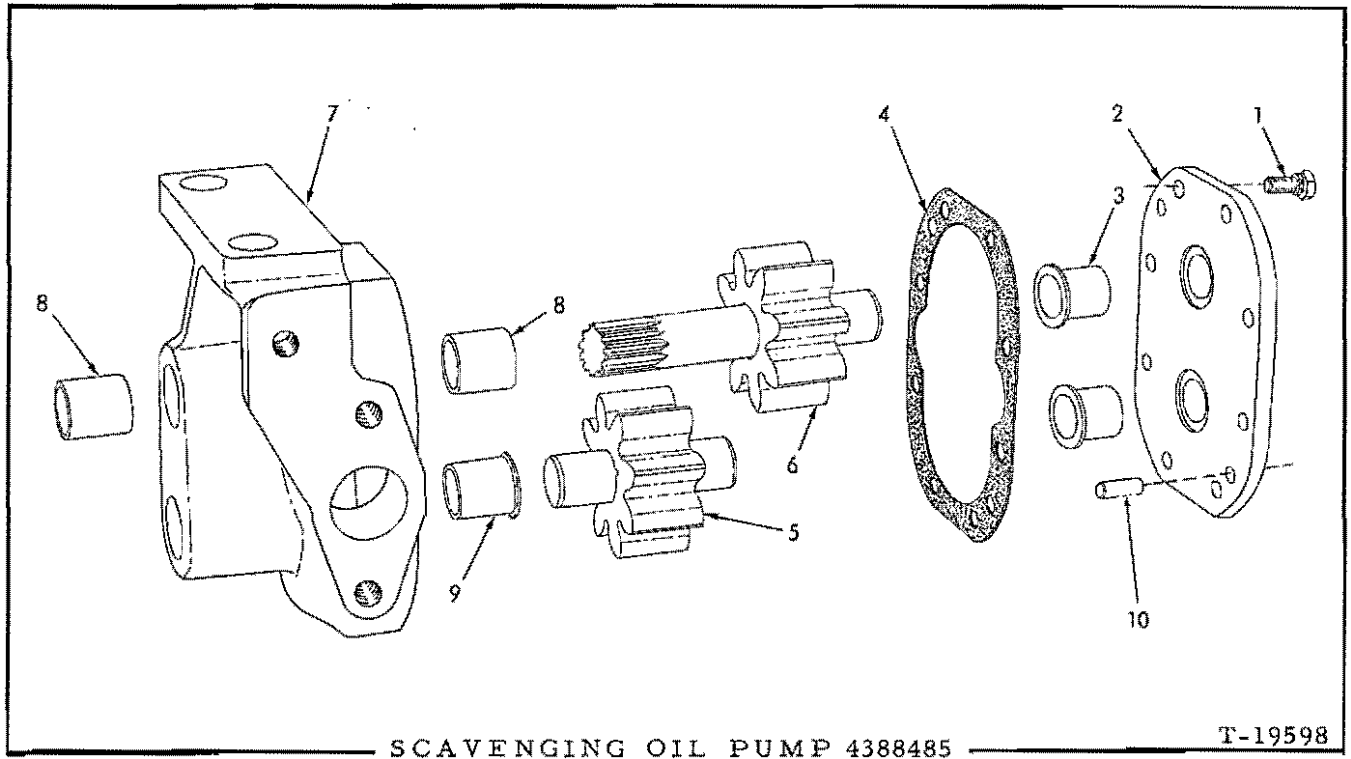


PRESSURE OIL PUMP 4390076

T-19597

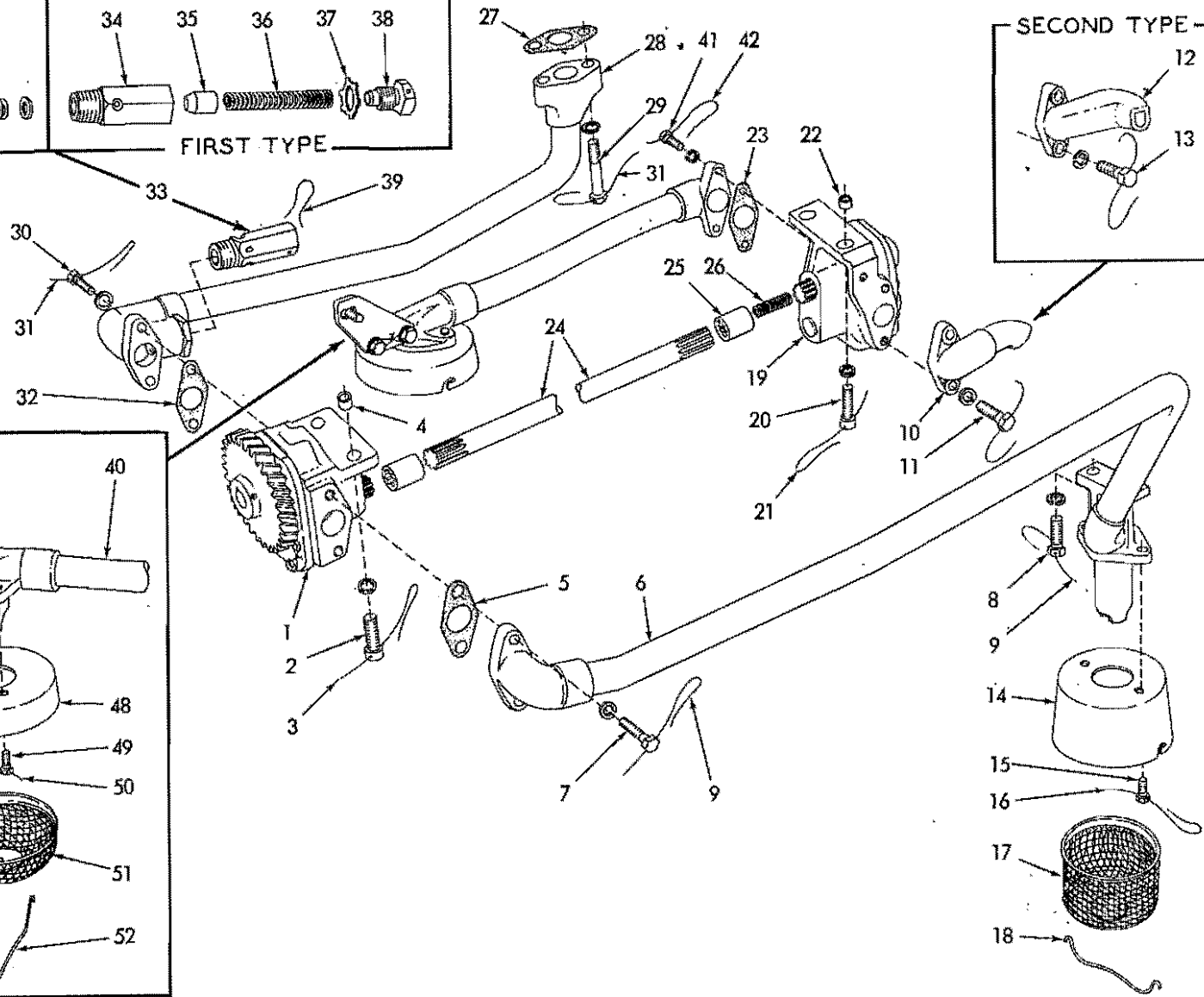
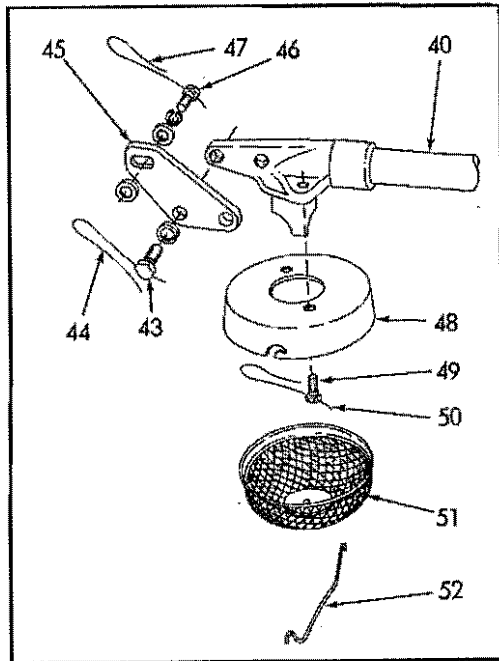
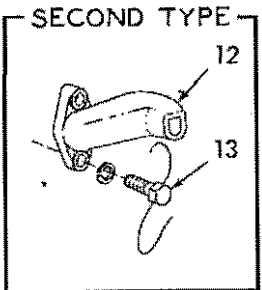
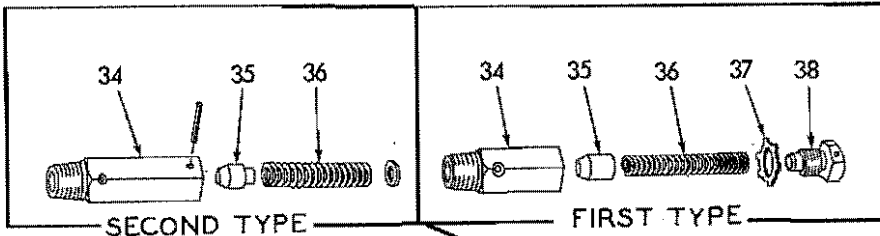
USAGE: See page 41

ITEM	PART NO.	QTY.	DESCRIPTION
1	4389054	1	GEAR, driving
	915989	1	PIN, spring, 3/16" x 1-3/8"
	910224	1	KEY, #6 woodruff, 5/32" x 5/8"
2	923408	8	CAPSCREW, pump cover (Includes lockwasher)
3	4377037	1	COVER ASSEMBLY (Includes items 4 and 5)
4	4377038	1	BUSHING, pump cover (flanged)
5	4371270	1	BUSHING, pump cover (plain)
6	4371300	1	GASKET, cover
7	4379415	1	SHAFT AND GEAR ASSEMBLY, lower
8	4390078	1	SHAFT AND GEAR ASSEMBLY, upper
9	4390075	1	BODY ASSEMBLY (Includes items 10 thru 12)
10	4371270	2	BUSHING, pump body (plain)
11	4377039	1	BUSHING, pump body (flanged)
12	917555	2	PIN, dowel, pump body



USAGE: See page 41

ITEM	PART NO.	QTY.	DESCRIPTION
1	923408	8	CAPSCREW, pump cover (Includes lockwasher)
2	4377050	1	COVER ASSEMBLY (Includes item 3)
3	4377039	2	BUSHING, pump cover
4	4371300	1	GASKET, pump cover
5	4377054	1	SHAFT AND GEAR ASSEMBLY, lower
6	4379610	1	SHAFT AND GEAR ASSEMBLY, upper
7	4388486	1	BODY ASSEMBLY (Includes items 8 thru 10)
8	4371270	2	BUSHING, pump body (plain)
9	4377039	1	BUSHING, pump body (flanged)
10	917555	2	PIN, dowel, pump body



OIL PUMPS

T-37208

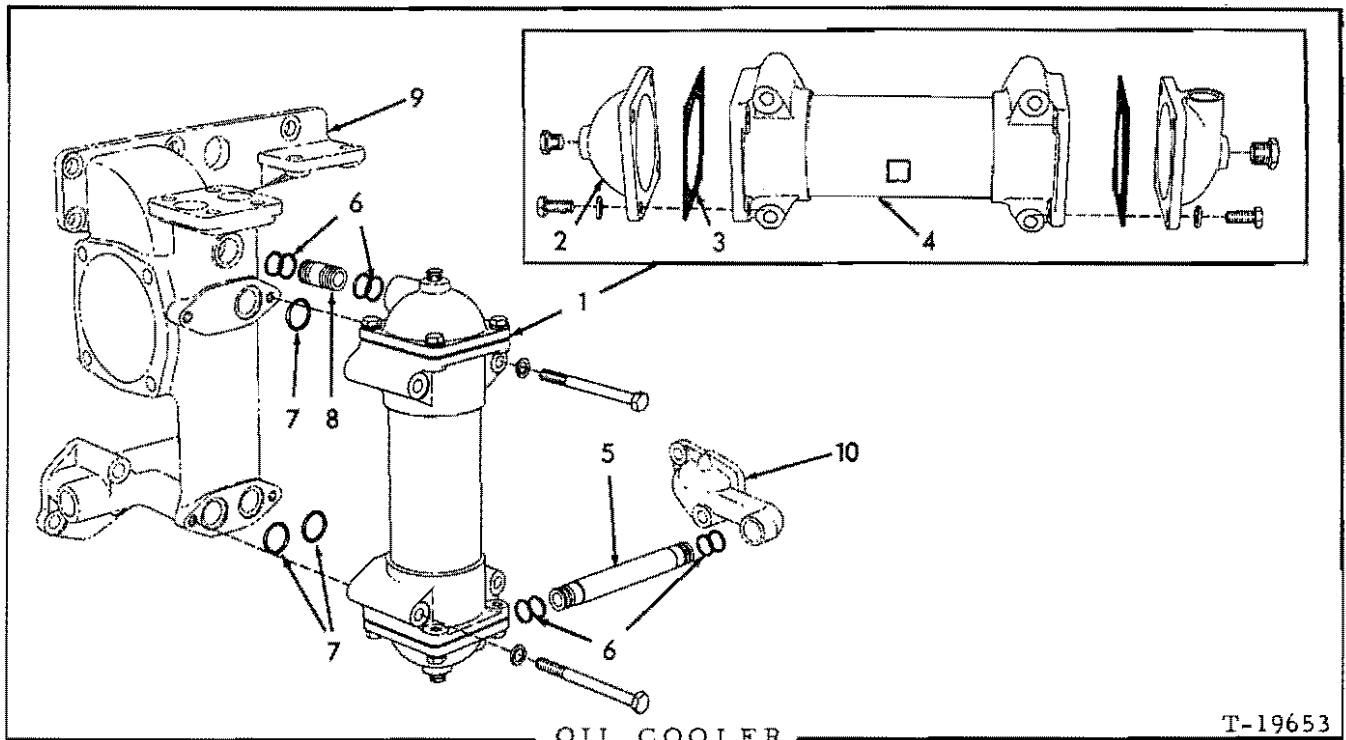
OIL PUMPS

ITEM	PART NO.	QTY.	DESCRIPTION
1	4390076	1	PUMP ASSEMBLY, pressure (See page 38 for parts)
2	4374547	2	CAPSCREW, drilled-hd., 7/16"NC x 1-1/2"
	904207	2	LOCKWASHER, 7/16"
3	4509035	1	WIRE, locking, #18 x 10"
4	4371253	2	DOWEL, hollow, pressure pump
5	4371345	1	O-GASKET, pressure pump suction line
6	4385955	1	TUBE, suction, pressure pump
7	4378558	2	CAPSCREW, drilled-hd., 3/8"NC x 1-1/8"
	904206	2	LOCKWASHER, 3/8"
8	4377201	2	CAPSCREW, drilled-hd., 7/16"NC x 1-1/4"
	904207	2	LOCKWASHER, 7/16"
9	4509035	2	WIRE, locking, #18 x 10"
10	4390195	1	TUBE, discharge, scavenging pump (Engines prior to #16-08037)
11	4378558	2	CAPSCREW, drilled-hd., 3/8"NC x 1-1/8"
	904206	2	LOCKWASHER, 3/8"
	4509035	1	WIRE, locking, #18 x 10"
12	4388488	1	TUBE, discharge, scavenging pump (Engines #16-08037 and up)
13	4335610	2	CAPSCREW, drilled-hd., 3/8"NC x 1"
	904206	2	LOCKWASHER, 3/8"
	4509035	1	WIRE, locking, #18 x 10"
14	4389732	1	COVER, pressure pump oil screen
15	4374129	2	CAPSCREW, drilled-hd., 5/16"NC x 3/4"
16	4509035	1	WIRE, locking, #18 x 10"
17	4374127	1	SCREEN, pressure oil pump
18	4376294	1	RETAINER, pressure oil pump screen
19	4388485	1	PUMP ASSEMBLY, scavenging (See page 39 for parts)(If for engines prior to #16-08037 also order TUBE 4388488 and 2 CAPSCREWS 4335610)
20	4374547	2	CAPSCREW, drilled socket-hd., 7/16"NC x 1-1/2"
	904207	2	LOCKWASHER, 7/16"
21	4509035	1	WIRE, locking, #18 x 10"
22	4371253	2	DOWEL, hollow, scavenging pump
23	4371345	1	O-GASKET, scavenging pump suction line
24	4385537	1	SHAFT, scavenging pump drive
25	4385536	2	COUPLING, splined, scavenging pump drive
26	4385715	1	SPRING, pump drive shaft
27	4660423	1	O-GASKET, discharge line to block
28	4388133	1	TUBE, pressure pump discharge
29	4364556	2	CAPSCREW, drilled-hd., 1/2"NC x 2"
	904208	2	LOCKWASHER, 1/2"
30	4378558	2	CAPSCREW, drilled-hd., 3/8"NC x 1-1/8"
	904206	2	LOCKWASHER, 3/8"
31	4509035	2	WIRE, locking, #18 x 10"
32	4371345	1	O-GASKET, discharge line to pump

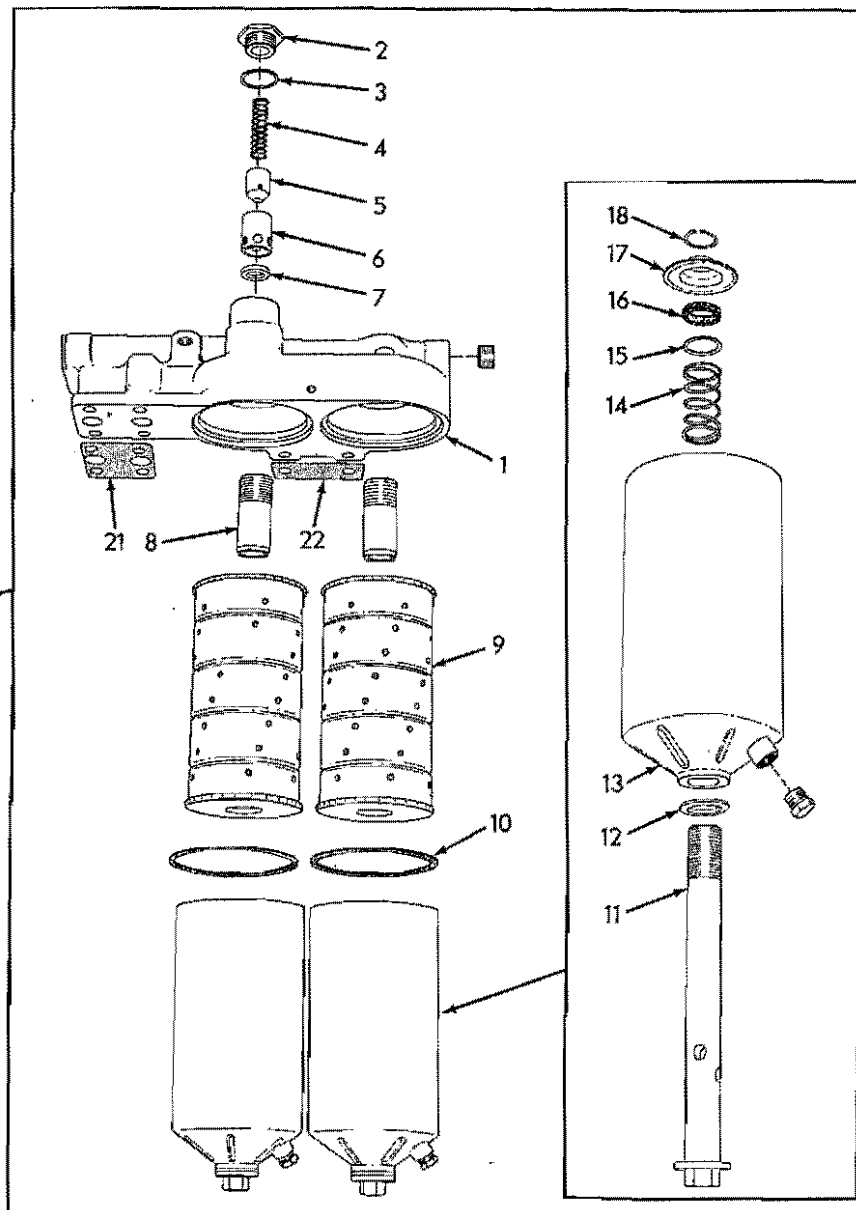
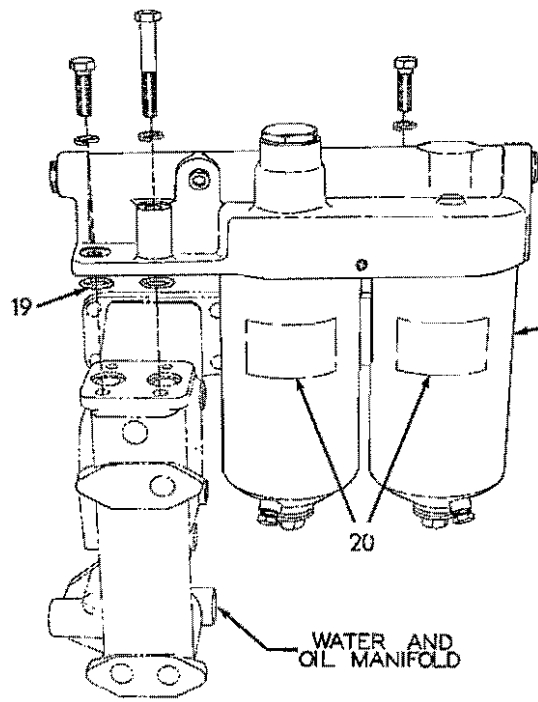
(Continued)

OIL PUMPS (Continued)

ITEM	PART NO.	QTY.	DESCRIPTION	
33	4354573	1	VALVE ASSEMBLY, pressure relief (Consists of items 34 thru 36)	
34	-----	1	BODY, pressure relief valve	} Not serviced separately
35	-----	1	PISTON, pressure relief valve	
36	-----	1	SPRING, pressure relief valve (Used prior to engine #16-07422. Order item 33)	
	4354568	1	SPRING, pressure relief valve (Effective with engine #16-07422)	
	913168	1	WASHER, plain	
	916001	1	PIN, spring, 3/16" x 1"	
37	-----	1	WASHER, locking, relief valve cap	} Used prior to engine #16-07422. Order item 33
38	-----	1	CAP, relief valve	
39	4509035	1	WIRE, locking, pressure relief valve	
40	4385961	1	TUBE, suction, scavenging pump	
41	4378558	2	CAPSCREW, drilled-hd., 3/8"NC x 1-1/8"	
42	4509035	1	WIRE, locking, #18 x 10"	
43	4335610	2	CAPSCREW, drilled-hd., 3/8"NC x 1"	
44	4348691	1	WIRE, locking, #18 x 6"	
	904206	4	LOCKWASHER, 3/8"	
45	4385976	1	BRACKET, supporting, scavenging pump suction tube	
46	4335600	1	CAPSCREW, drilled-hd., 5/16"NC x 7/8"	
	910335	2	WASHER, plain, SAE std., 5/16"	
	904205	1	LOCKWASHER, 5/16"	
47	4348691	1	WIRE, locking, #18 x 6"	
48	4348684	1	COVER, scavenging pump screen	
49	4374129	2	CAPSCREW, drilled-hd., 5/16"NC x 3/4"	
50	4509035	1	WIRE, locking, #18 x 10"	
51	4348683	1	SCREEN, scavenging oil pump	
52	4348682	1	RETAINER, scavenging oil pump screen	



ITEM	PART NO.	QTY.	DESCRIPTION
1	4389839	1	EXCHANGER ASSEMBLY, heat, lubricating oil (Consists of items 2 thru 4)(If for engines prior to #16-07164 also order TUBE 4389841)
	919801	4	CAPSCREW, 3/8"NC x 4"
	904206	4	LOCKWASHER, 3/8"
2	4386642	1	BONNET, heat exchanger core, lower
	4386642	1	BONNET, heat exchanger core, upper (Engines prior to #16-07164)
	4389840	1	BONNET, heat exchanger core, upper (Engines #16-07164 and up)
	919840	2	PLUG, pipe, hex-hd., 1/4"NPT
	903629	8	CAPSCREW, 3/8"NC x 3/4"
	904206	8	LOCKWASHER, 3/8"
3	4349984	2	GASKE T, heat exchanger core
4	4376991	1	CORE, heat exchanger
5	4386864	1	TUBE, water, heat exchanger to by-pass tube
6	4251984	8	□O-RING, heat exchanger water tubes
7	4255511	3	□O-RING, heat exchanger to manifold (1-3/16"O. D.)(Used prior to engine #16-05686)
	4255631	2	□O-RING, heat exchanger to manifold (1-1/2"O. D.)(Effective with engine #16-05686)
8	4376813	1	TUBE, water, heat exchanger to manifold (1-5/8" long)(Used prior to engine #16-05686)
	4389129	1	TUBE, water, heat exchanger to manifold (1-7/16" long)(Effective with engine #16-05686)
	4389841	1	TUBE, water, heat exchanger to manifold (1-11/16" long)(Used for special service only. See item 1)
9	-----	-	MANIFOLD, water and oil (See WATER INLET MANIFOLD AND HEAT EXCHANGER)
10	-----	-	FLANGE, water pump (See WATER OUTLET MANIFOLD)

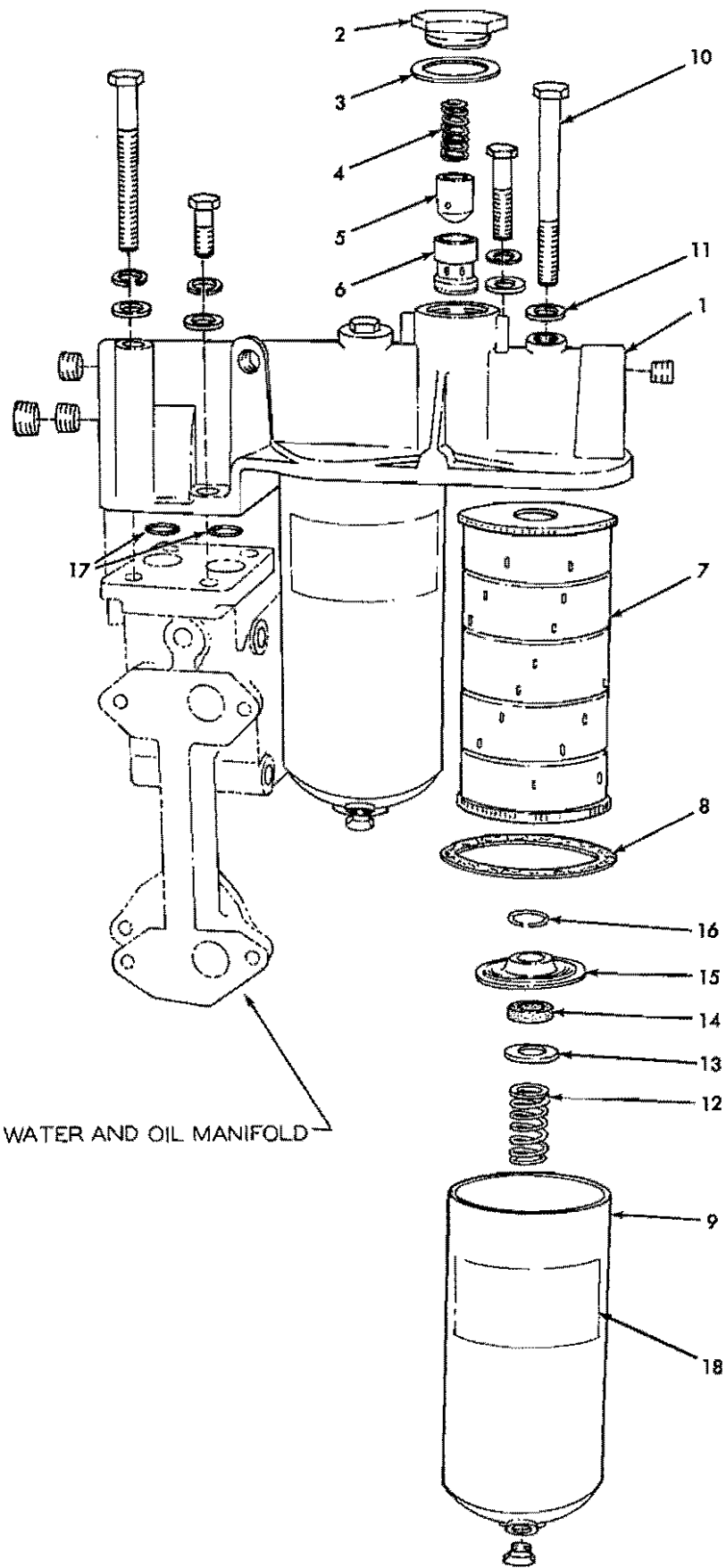


OIL FILTER (First type)

OIL FILTER

USAGE: Engines prior to serial No. 16-05788

ITEM	PART NO.	QTY.	DESCRIPTION
1	4385543	1	HEAD ASSEMBLY (Includes items 2 thru 8)
	918851	2	PLUG, pipe, hex-socket, 3/4"NPT
	918887	1	PLUG, pipe, hex-socket, 3/8"NPT
	915987	4	CAPSCREW, 1/2"NC x 1-1/2"
	915969	2	CAPSCREW, 1/2"NC x 3"
	904208	6	LOCKWASHER, 1/2"
2	4373610	1	CAP, by-pass valve
3	4253751	1	GASKET, by-pass valve cap
4	4335666	1	SPRING, by-pass valve
5	4373613	1	PISTON, by-pass valve
6	4373612	1	SLEEVE, by-pass valve piston
7	4373614	1	SEAT, by-pass valve
8	4378307	2	ADAPTER, center bolt
9	4371021	2	ELEMENT KIT (Includes item 10)
10	4372325	2	GASKET, filter body
11	4374735	2	BOLT, center
12	4041103	2	GASKET, center bolt
13	4335352	2	BODY
	918951	2	PLUG, pipe, hex-hd., 3/8"NPT
14	4371036	2	SPRING, element
15	4348268	2	WASHER, element seal
16	4348270	2	SEAL, element
17	4348269	2	ADAPTER, element
18	4253195	2	RING, snap, center bolt
19	4255511	2	O-RING, filter to manifold
20	-----	-	TRANSFERS (See PAINTING AND MARKING)
			<u>NOTE:</u> Following gaskets are used only when late type oil filter head is installed on older units. Not original equipment.
21	4388974	1	GASKET, filter head to water and oil manifold
22	4388975	1	GASKET, shimming, filter head to water and oil manifold



WATER AND OIL MANIFOLD

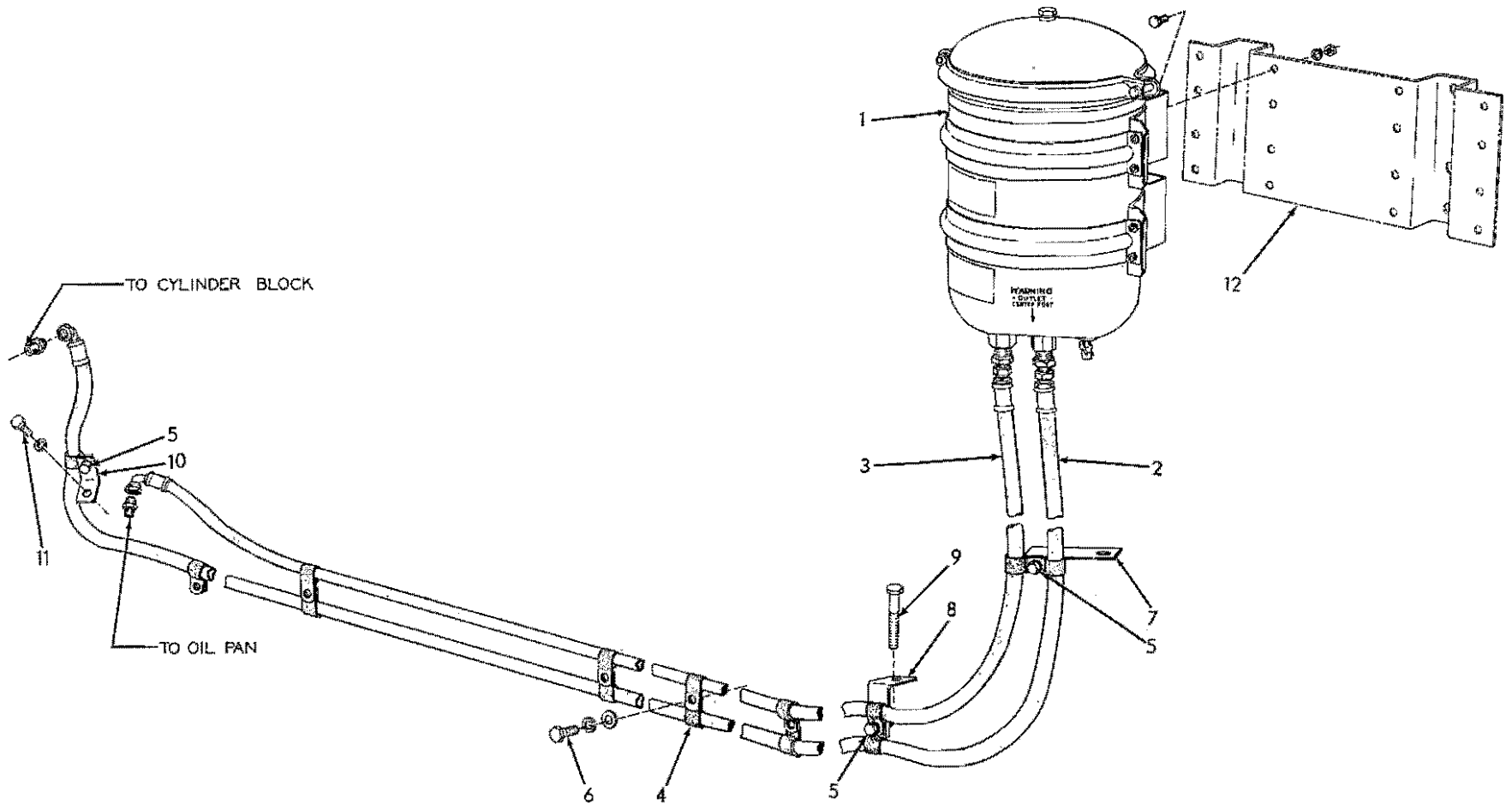
OIL FILTER (Second type)

T-70444

OIL FILTER

USAGE: Engines serial No. 16-05788 and up

ITEM	PART NO.	QTY.	DESCRIPTION
1	4388940	1	HEAD ASSEMBLY (Includes items 2 thru 6; also PLUGS indented below)
	918888	3	PLUG, pipe, hex-socket, 1"
	918697	1	PLUG, pipe, hex-socket, 1-1/4"
	915987	2	CAPSCREW, 1/2"NC x 1-1/2"
	916317	2	CAPSCREW, 1/2"NC x 2-3/4"
	916323	2	CAPSCREW, 1/2"NC x 5-1/2"
	912333	6	WASHER, plain
	904208	6	LOCKWASHER, 1/2"
2	4388810	1	CAP, by-pass valve
3	4388848	1	GASKET, by-pass valve cap
4	4335666	1	SPRING, by-pass valve
5	4373613	1	PISTON, by-pass valve
6	4388809	1	SLEEVE, by-pass valve piston
7	4371021	2	ELEMENT KIT, (Includes item 8)
8	4372325	2	GASKET, filter body
9	4339021	2	BODY
	918951	2	PLUG, pipe, hex-hd., 3/8"NPT
10	4388836	2	CAPSCREW, body retaining
11	4376749	2	WASHER, sealing, body retaining capscrew
12	4379268	2	SPRING, element
13	4053410	2	WASHER, element seal
14	4053409	2	SEAL, element
15	4055971	2	ADAPTOR, element
16	4379269	2	RING, snap
17	4253106	2	O-RING, filter to manifold
18	-----	-	TRANSFER (See PAINTING AND MARKING)



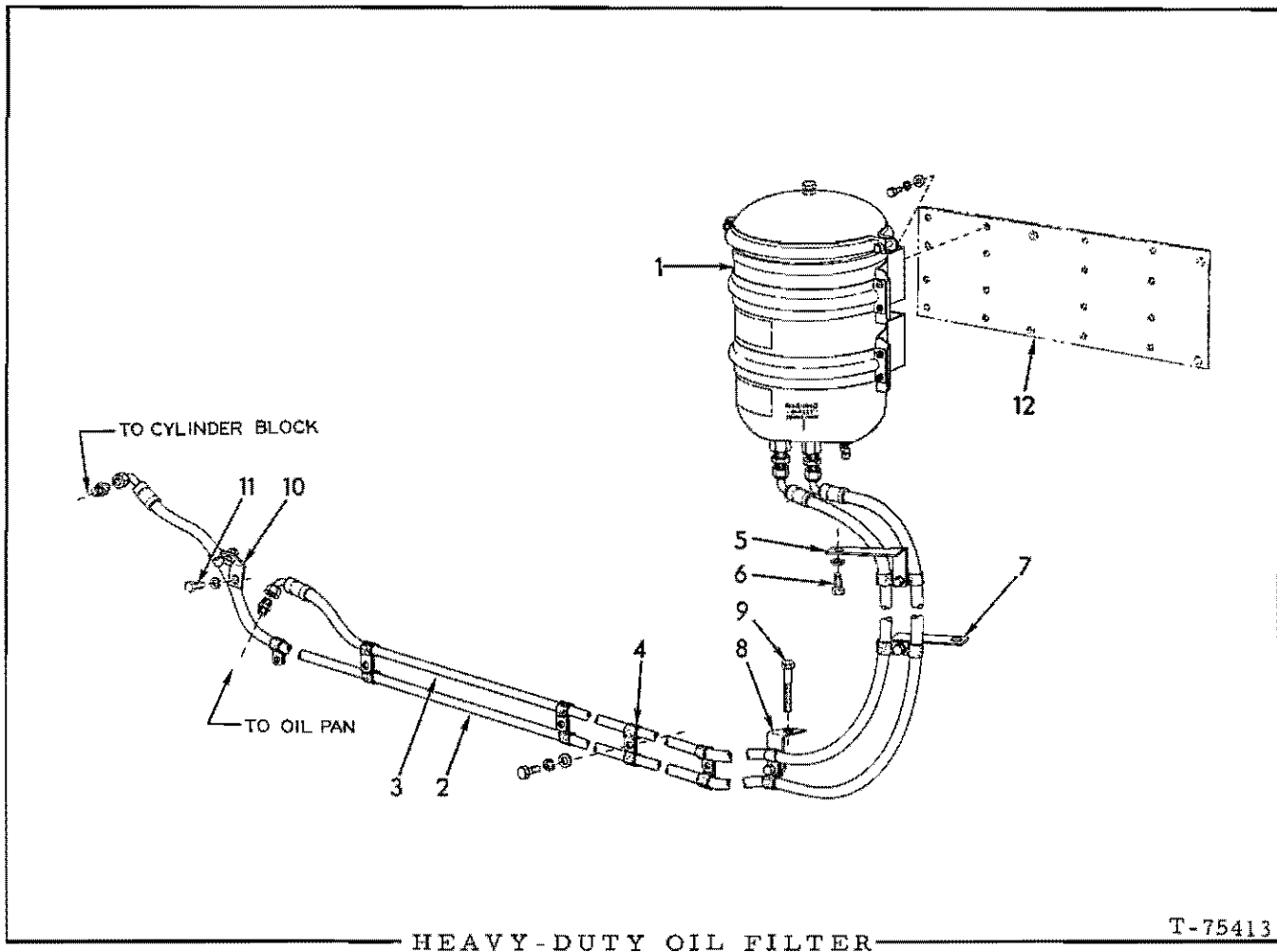
HEAVY-DUTY OIL FILTER

HEAVY-DUTY OIL FILTER

USAGE: Special equipment. Supplements standard oil filter on tractors prior to serial No. 8775.

ITEM	PART NO.	QTY.	DESCRIPTION
1	082442	1	FILTER ASSEMBLY, lubricating oil (See page 50 for parts)
	911168	8	CAPSCREW, 5/16"NF x 7/8"
	904205	8	LOCKWASHER, 5/16"
	913636	8	NUT, 5/16"NF
2	646303	1	HOSE, filter supply (See HOSE PARTS)
	919062	1	CONNECTOR, flare type, 3/8" tube, 1/4"NPT male
	919127	1	CONNECTOR, flare type, 3/8" tube, 1/2"NPT male
3	646322	1	HOSE, filter return (See HOSE PARTS)
	919062	1	CONNECTOR, flare type, 3/8" tube, 1/4"NPT male
	919127	1	CONNECTOR, flare type, 3/8" tube, 1/2"NPT male
4	094422	14	CLIP, hose supporting (5/8" diam.)(Used prior to tractor #6965)
	621304	14	CLIP, hose supporting (3/4" diam.)(Effective with tractor #6965)
5	036034	3	CAPSCREW, 3/8"NF x 1"
	904206	3	LOCKWASHER, 3/8"
	911041	3	NUT, 3/8"NF
6	035439	5	CAPSCREW, 3/8"NC x 1"
	904206	5	LOCKWASHER, 3/8"
	911115	5	WASHER, plain, SAE std., 3/8"
7	633010	1	ANGLE, hose supporting, rear
8	633453	1	ANGLE, hose supporting, intermediate
9	035892	1	CAPSCREW, 1/2"NF x 2-1/2"(Also attaches brake lever bracket)
10	096935	1	ANGLE, hose supporting, front
11	035221	1	CAPSCREW, 1/2"NC x 1"
	904208	1	LOCKWASHER, 1/2"
12	-----	-	BRACKET, filter mounting (See HEAVY-DUTY FUEL FILTER)

NOTE: See PAINTING AND MARKING for transfers applied to filter.



HEAVY-DUTY OIL FILTER

T-75413

USAGE: Special Equipment. Supplements standard oil filter on tractors serial No. 8775 and up.

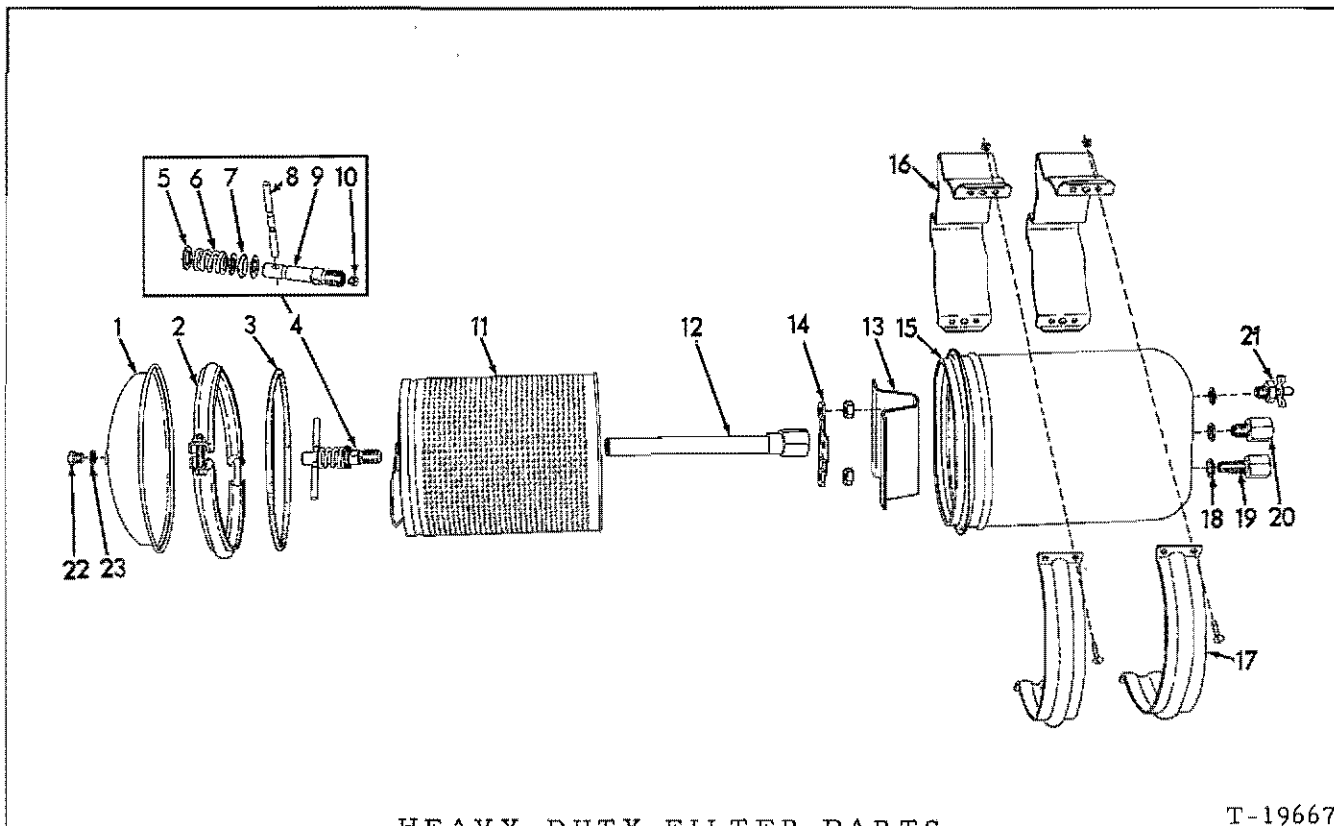
ITEM	PART NO.	QTY.	DESCRIPTION
1	082442	1	FILTER ASSY., lubricating oil (See page 50 for parts)
	034964	8	CAPSCREW, 1/4"NC x 3/4"
	904204	8	LOCKWASHER, 1/4"
	092635	8	WASHER, plain
2	653909	1	HOSE, filter supply (See HOSE PARTS)
	919062	1	CONNECTOR, flare type, 3/8" tube, 1/4"NPT male
	919127	1	CONNECTOR, flare type, 3/8" tube, 1/2"NPT male
3	653911	1	HOSE, filter return (See HOSE PARTS)
	919062	1	CONNECTOR, flare type, 3/8" tube, 1/4"NPT male
	919127	1	CONNECTOR, flare type, 3/8" tube, 1/2"NPT male
4	621304	16	CLIP, hose supporting (3/4" diam., 17/32" bolt-hole)
	036034	4	CAPSCREW, 3/8"NF x 1"
	035439	5	CAPSCREW, 3/8"NC x 1"
	904206	9	LOCKWASHER, 3/8"
	911115	9	WASHER, plain, SAE std., 3/8"
	911041	4	NUT, 3/8"NF
5	668968	1	ANGLE, hose supporting
6	035718	1	CAPSCREW, 1/2"NC x 3/4"
	904208	1	LOCKWASHER, 1/2"

(Continued)

HEAVY-DUTY OIL FILTER (Continued)

ITEM	PART NO.	QTY.	DESCRIPTION
7	633010	1	ANGLE, hose supporting
8	633453	1	ANGLE, hose supporting
9	035892	1	CAPSCREW, 1/2"NF x 2-1/2"(Also attaches brake lever bracket)
10	096935	1	ANGLE, hose supporting
11	035221	1	CAPSCREW, 1/2"NC x 1"
	904208	1	LOCKWASHER, 1/2"
12	-----	-	BRACKET, filter mounting (See HEAVY-DUTY FUEL FILTER)

NOTE: See PAINTING AND MARKING for transfers applied to filter.



HEAVY-DUTY FILTER PARTS

T-19667

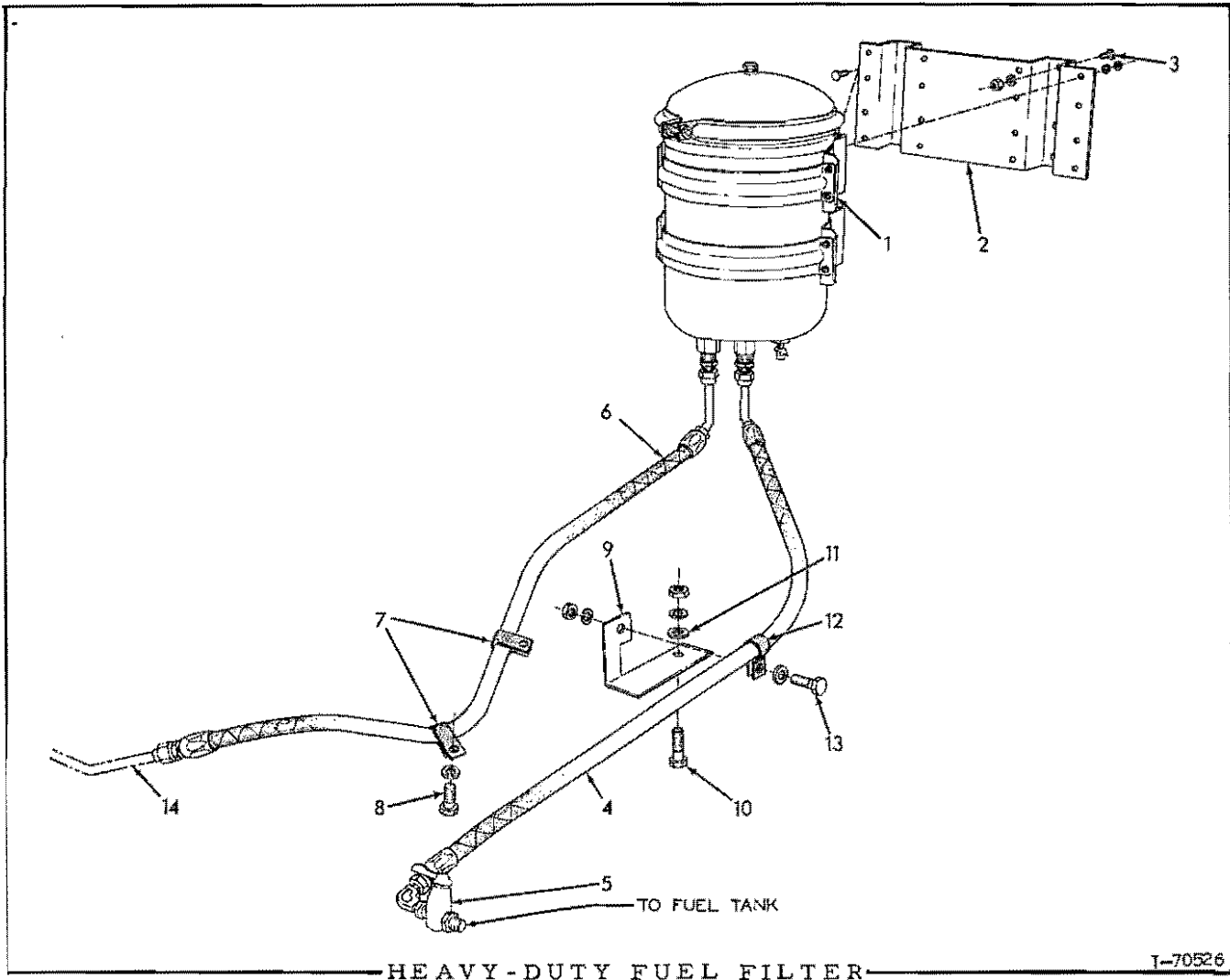
* 0082441-7 FILTER ASSY., fuel (See page 52 and 53A)
 ** 0082442-5 FILTER ASSY., oil (See page 49 and 49A)

ITEM	PART NO.	QTY.	DESCRIPTION
		* **	
1	0082505-9	1 1	COVER
2	0630540-3	1 1	RING ASSY., cover retaining (Includes nut and bolt)
3	0082449-0	1 1	GASKET, cover
4	{ 0082492-0	1 -	HOLD-DOWN ASSY., filter element (Includes items 5 thru 9)
	{ 0082493-8	- 1	HOLD-DOWN ASSY., filter element (Includes items 5 thru 10)
5	0082489-6	3 3	WASHER, element hold-down
6	0082490-4	1 1	SPRING, element hold-down
7	0082487-0	1 1	SEAL, element hold-down
8	0082488-8	1 1	HANDLE, element hold-down
9	-----	1 1	STUD, element hold-down (Not serviced separately)
10	0082491-2	- 1	PLUG, orifice, element hold-down
11	{ 0091540-5	1 1	ELEMENT, filtering (Original equipment)
	{ 4059373-3	1 1	ELEMENT, filtering (Optional)

(Continued)

HEAVY -DUTY FILTER PARTS (Continued)

ITEM	PART NO.	QTY.		DESCRIPTION
		*	**	
12	076668	1	1	TUBE ASSEMBLY, outlet (Includes nut)
13	096816	1	1	SUPPORT, filter element
	911049	2	2	NUT, jam, 5/8"NF
14	096815	1	1	RETAINER, element support nut
15	-----	1	1	HOUSING (Not serviced separately)
16	082444	2	2	BRACKET, mounting
17	082443	2	2	BAND, mounting bracket
	900576	8	8	SCREW, machine, 1/4"NC x 3/4"
	911024	8	8	NUT, 1/4"NC
18	063891	3	3	GASKET
19	063890	-	1	VALVE ASSEMBLY, inlet check (Includes 1 spring, 1 ring, 1 cup. Serviced only as a unit)
	063889	1	-	BOLT, hollow
20	080758	-	1	VALVE ASSEMBLY, outlet check (Includes 1 spring, 1 ring, 1 cup. Serviced only as a unit)
	063889	1	-	BOLT, hollow
21	094167	1	1	COCK, drain
22	084897	1	1	PLUG, venting
23	084899	1	1	WASHER, venting plug



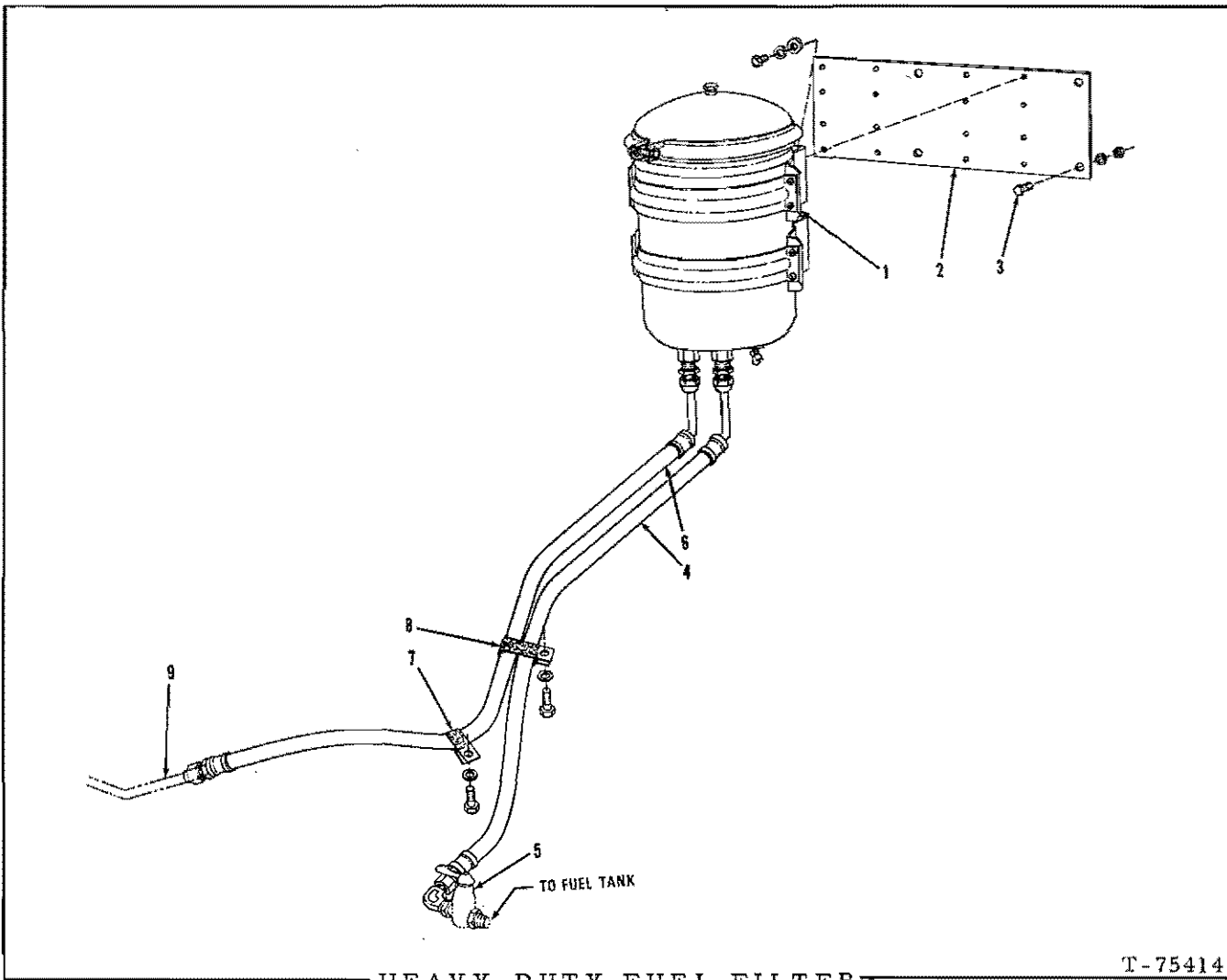
USAGE: Special equipment. Requires removal of standard first stage fuel filter element.

ITEM	PART NO.	QTY.	DESCRIPTION
1	082441	1	FILTER ASSEMBLY, fuel (See page 50 for parts)
	911168	8	CAPSCREW, 5/16"NF x 7/8"
	904205	8	LOCKWASHER, 5/16"
	913636	8	NUT, 5/16"NF
2	080459	1	BRACKET, mounting (Also mounts Heavy-duty Oil Filter)
3	070469	4	CAPSCREW, 1/2"NF x 1-1/4"
	904208	4	LOCKWASHER, 1/2"
	911043	4	NUT, 1/2"NF
4	633473	1	HOSE ASSEMBLY, filter inlet (See HOSE PARTS)
	919206	1	ELBOW, flare type, 1/2" tube, 3/8"NPT
	919128	1	CONNECTOR, flare type, 1/2" tube, 1/2"NPT male
5	-----	-	COCK (See FUEL SUPPLY LINES)
6	633458	1	HOSE ASSEMBLY, filter outlet (See HOSE PARTS)
	919128	1	CONNECTOR, flare type, 1/2" tube, 1/2"NPT male

(Continued)

HEAVY-DUTY FUEL FILTER (Continued)

ITEM	PART NO.	QTY.	DESCRIPTION
7	621304	2	CLIP, outlet hose
8	070467	1	CAPSCREW, 1/2"NF x 1"
	904208	1	LOCKWASHER, 1/2"
9	632122	1	BRACKET, hose supporting
10	035248	1	CAPSCREW, 5/8"NF x 2-1/4"
	904209	1	LOCKWASHER, 5/8"
	911044	1	NUT, 5/8"
11	064810	1	WASHER, plain
12	{ 094467	1	CLIP, inlet hose (3/4" diam.)(Used prior to tractor #6965)
	{ 644713	1	CLIP, inlet hose (7/8" diam.)(Effective with tractor #6965)
13	036034	1	CAPSCREW, 3/8"NF x 1"
	911115	1	WASHER, plain, SAE std., 3/8"
	904206	1	LOCKWASHER, 3/8"
	911041	1	NUT, 3/8"NF
14	-----	1	TUBE ASSEMBLY (See FUEL SUPPLY LINE)



HEAVY-DUTY FUEL FILTER

T-75414

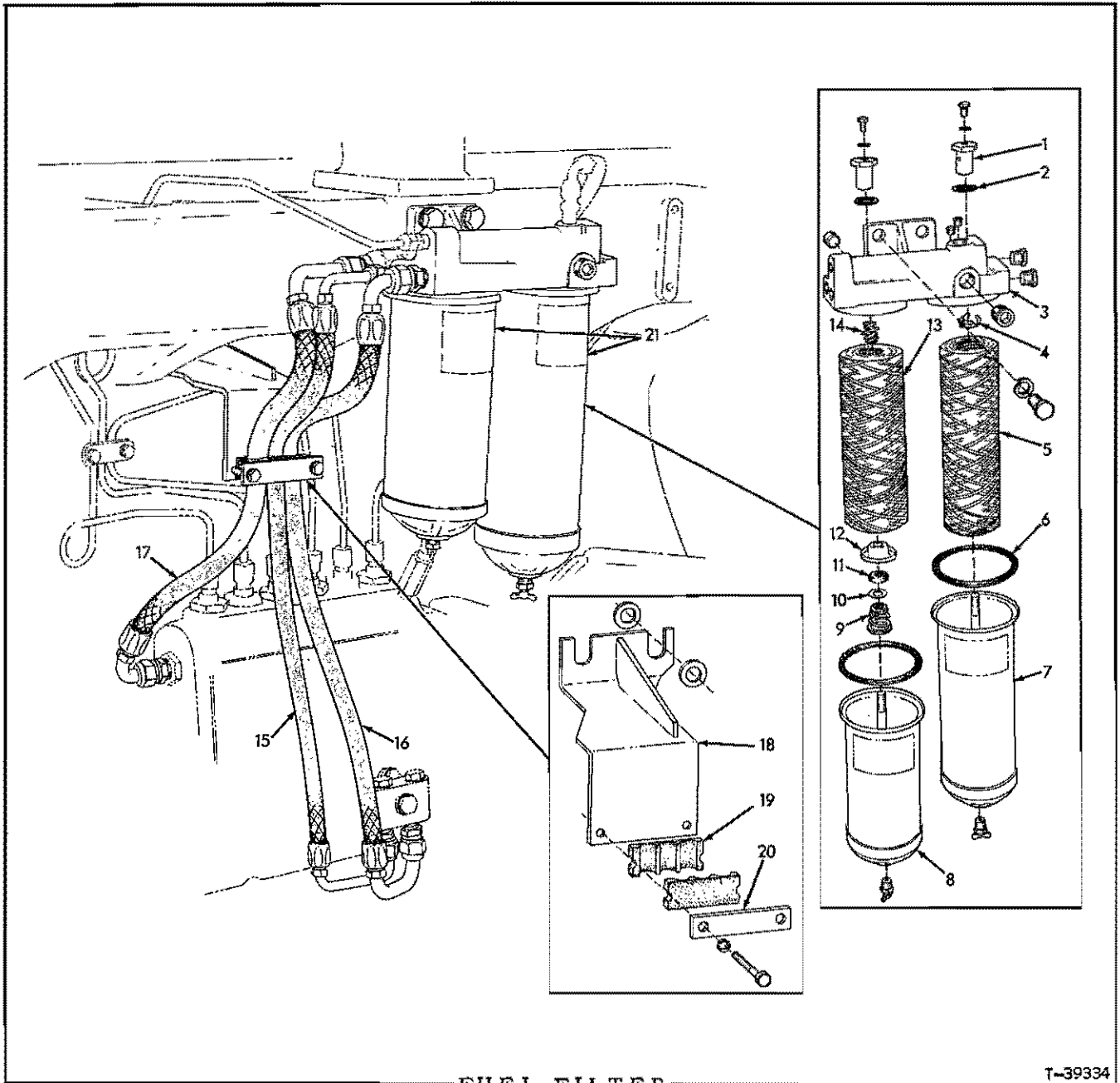
USAGE: Special equipment for tractors serial No. 8775 and up. Requires removal of standard first stage fuel filter element.

ITEM	PART NO.	QTY.	DESCRIPTION
1	082441	1	FILTER ASSY., fuel (See page 50 for parts)
	034964	8	CAPSCREW, 1/4"NC x 3/4"
	904204	8	LOCKWASHER, 1/4"
	092635	8	WASHER, plain
2	653781	1	BRACKET, mounting (Also mounts Heavy-duty Oil Filter)
3	614478	4	CAPSCREW, 1/2"NF x 1-3/8"
	904208	4	LOCKWASHER, 1/2"
	911043	4	NUT, 1/2"NF
4	646838	1	HOSE, filter inlet (See HOSE PARTS)
	919206	1	ELBOW, flare type, 1/2" tube, 3/8"NPT
	919128	1	CONNECTOR, flare type, 1/2" tube, 1/2"NPT male
5	-----	-	COCK (See FUEL SUPPLY LINES)
6	646839	1	HOSE, filter outlet (See HOSE PARTS)
	919128	1	CONNECTOR, flare type, 1/2" tube, 1/2"NPT male

(Continued)

HEAVY-DUTY FUEL FILTER (Continued)

ITEM	PART NO.	QTY.	DESCRIPTION
7	644713	1	CLIP, hose supporting (7/8" diam., 17/32" bolt-hole)
	070467	1	CAPSCREW, 1/2"NF x 1"
	904208	1	LOCKWASHER, 1/2"
8	644708	1	CLIP, hose supporting (For two 7/8" diam. hoses, 17/32" bolt-hole)
	070467	1	CAPSCREW, 1/2"NF x 1"
	904208	1	LOCKWASHER, 1/2"
9	-----	1	TUBE ASSY., fuel supply (See FUEL LINES)



FUEL FILTER

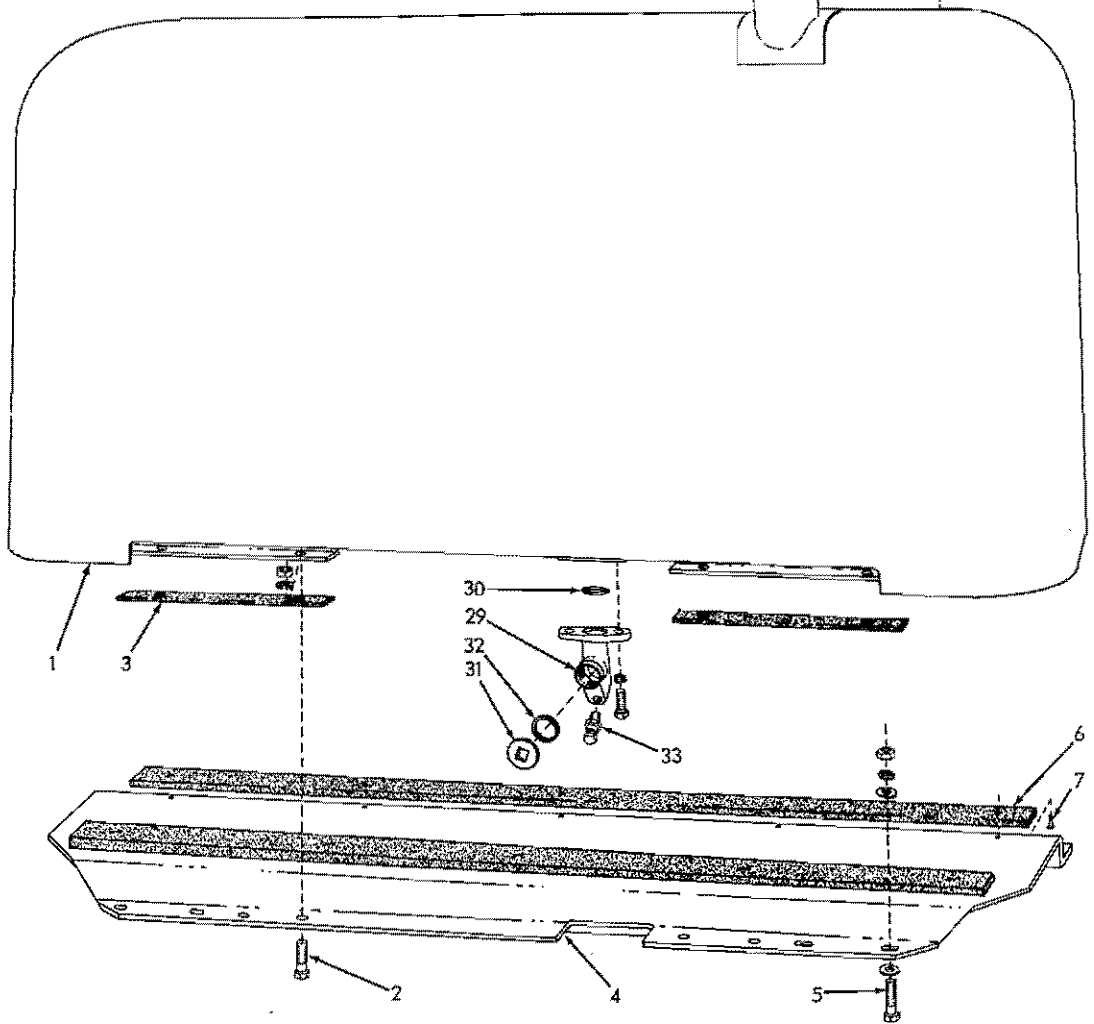
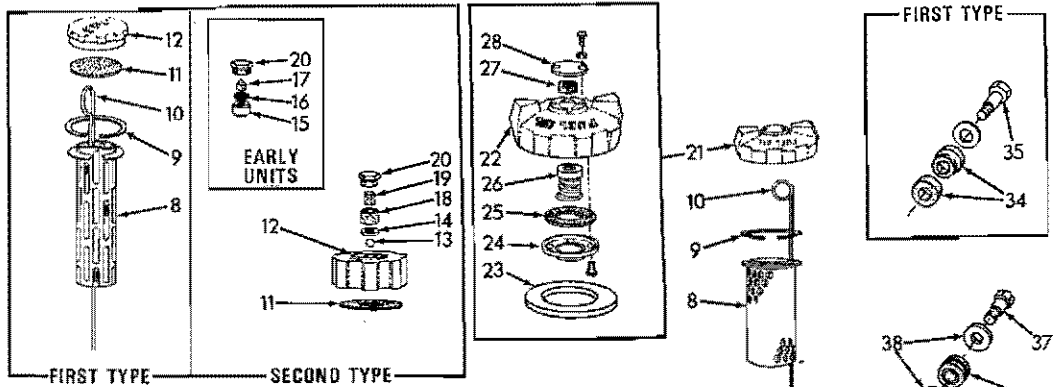
T-39334

ITEM	PART NO.	QTY.	DESCRIPTION
1	4051483	2	NUT, shell retaining (1-3/16" long)(Used prior to approx. engine #16-06228)
	4389113	2	NUT, shell retaining (1-9/16" long)(Effective with approx. engine #16-06228)
	919288	2	CAPSCREW, 1/4"NC x 3/8" } Air bleed
	914686	2	
2	4051484	2	GASKET, shell retaining nut

(Continued)

FUEL FILTER (Continued)

ITEM	PART NO.	QTY.	DESCRIPTION
3	4389051	1	HEAD ASSEMBLY (Includes PLUGS indented below)(If for engines prior to approx. #16-06228 also order 2 NUT 4389113 and 1 BUSHING 901826)
	919840	1	PLUG, pipe, hex-hd., 1/4"NPT (Used prior to approx. engine #16-06228)
	919134	2	PLUG, pipe, hex-hd., 1/8"NPT
	920333	2	PLUG, pipe, hex-hd., 3/8"NPT (1 less used prior to approx. engine #16-06228)
	918887	2	PLUG, pipe, hex-socket, 3/8"NPT
	916311	2	CAPSCREW, 1/2"NC x 1-1/4"
	904208	2	LOCKWASHER, 1/2"
4	4051485	1	GUIDE, centering, first stage filter element
5	4055565	1	ELEMENT KIT, first stage filter (Includes item 6)(Not used when Heavy-Duty Filter is installed)
6	4040013	2	GASKET, filter shell
7	4389172	1	SHELL ASSEMBLY, first stage filter (Includes items 1, 2, 4, 5, 6 and COCK 912415)
	912415	1	COCK, drain, 1/4"NPT
8	4388109	1	SHELL ASSEMBLY, second stage filter (Includes items 1, 2, 6, 9 thru 14 and COCK 912415)
	912415	1	COCK, drain, 1/4"NPT
9	4052174	1	SPRING, second stage filter
10	-----	1	WASHER, element plate gasket (Not serviced separately)
11	-----	1	GASKET, element plate (Not serviced separately)
12	4052173	1	PLATE, element seating, second stage filter
13	4056632	1	ELEMENT KIT, second stage filter (Includes items 6, 10 and 11)
14	4055913	1	GUIDE, element centering, second stage filter
15	4386771	1	HOSE ASSEMBLY, transfer pump to second stage filter (See HOSE PARTS)
	919062	1	CONNECTOR, flare type, 3/8" tube, 1/4"NPT male (1 additional used on filter end on engines prior to approx. #16-06228)
	919172	1	CONNECTOR, flare type, 3/8" tube, 3/8"NPT male (At filter end. Effective with approx. engine #16-06228)
16	4386772	1	HOSE ASSEMBLY, first stage filter to transfer pump (See HOSE PARTS)
	919205	1	CONNECTOR, flare type, 1/2" tube, 1/4"NPT male
	919063	1	CONNECTOR, flare type, 1/2" tube, 3/8"NPT male
17	4386774	1	HOSE ASSEMBLY, second stage filter to injection pump (See HOSE PARTS)
	919063	2	CONNECTOR, flare type, 1/2" tube, 3/8"NPT male
18	4387129	1	BRACKET, hose supporting
	910244	4	WASHER, plain, SAE std., 1/2"
19	4377253	2	INSERT, hose clamping (rubber)
20	4387196	1	CLAMP, hose supporting
	916286	2	CAPSCREW, 1/4"NC x 1-1/2"
	904204	2	LOCKWASHER, 1/4"
21	-----	-	TRANSFER (See PAINTING AND MARKING)



FUEL TANK

T-70536

FUEL TANK

*Tractors prior to serial No. 8528
 **Tractors serial No. 8528 thru 8935
 ΔTractors serial No. 8936 and up

ITEM	PART NO.	QTY.			DESCRIPTION
		*	**	Δ	
1	-----	1	-	-	TANK, fuel (Used prior to tractor #7381. Order TANK 650228, STRAINER 642749 and RING 621775)
	650228	1	-	-	TANK, fuel (Tractor #7381 thru 8527)
	657753	-	1	1	TANK, fuel
2	035014	8	7	7	CAPSCREW, 5/8"NF x 1-1/2"
	023465	-	1	1	CAPSCREW, 5/8"NF x 1-3/4"
	904209	8	8	8	LOCKWASHER, 5/8"
	911044	8	8	8	NUT, 5/8"NF
3	083917	4	4	4	PAD, tank mounting
4	632099	1	1	1	CHANNEL ASSY., tank supporting (Includes items 6 and 7)
	035248	10	-	-	CAPSCREW, 5/8"NF x 2-1/4" (Early units)
5	023755	10	10	10	CAPSCREW, 5/8"NC x 2-1/4" (Late units)
	064810	20	20	20	WASHER, plain (10 less used with heavy-duty fenders)
	904209	10	10	10	LOCKWASHER, 5/8"
	911044	10	-	-	NUT, 5/8"NF (Early units)
	911029	10	10	10	NUT, 5/8"NC (Late units)
					} Not used with heavy-duty fenders
6	632097	2	2	2	PAD, tank mounting
7	083915	8	8	8	RIVET, split. 3/16" x 3/4" (Not original equipment)
8	642749	1	-	-	STRAINER, fuel (Effective with tractor #7381)
	650509	-	1	1	STRAINER, fuel
9	621775	1	-	-	RING, snap, fuel strainer (Effective with tractor #7381)
	654840	-	1	1	RING, snap, fuel strainer
10	053100	1	1	1	GAUGE, fuel level
11	065613	1	-	-	GASKET, fuel tank cap
	655416	-	1	-	GASKET, fuel tank cap
12	642744	1	-	-	CAP, fuel tank
	652567	-	1	-	CAP ASSY., fuel tank (Includes items 12 thru 20)
13	652586	-	1	-	BALL, check (aluminum)
14	652587	-	1	-	WASHER, check ball
15	-----	-	1	-	SPACER, breather
16	-----	-	1	-	SCREEN, breather
17	-----	-	1	-	FILTER, breather
					} FIRST TYPE FILTER. Used prior to tractor #8598. Order items 18 and 19.
18	664867	-	1	-	ELEMENT, breather (lower)
19	664868	-	1	-	ELEMENT, breather (upper)
					} SECOND TYPE FILTER Effective with tractor #8598

FUEL TANK (Continued)

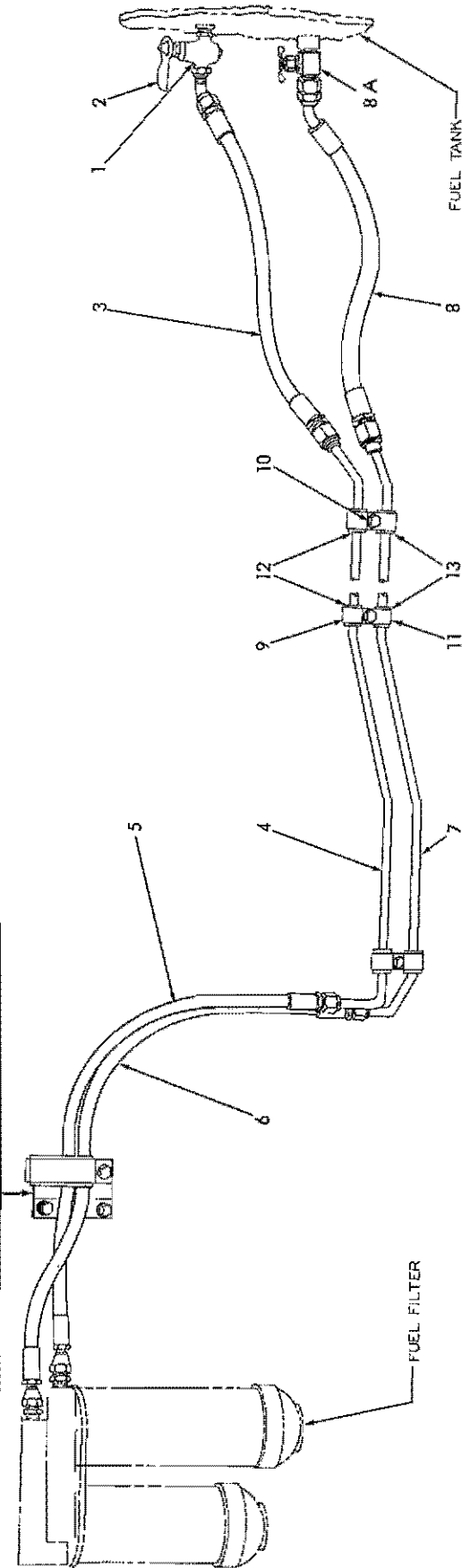
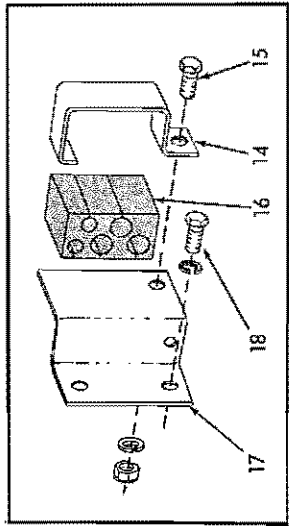
ITEM	PART NO.	QTY.			DESCRIPTION
		*	**	Δ	
20	652590	-	1	-	BREATHER, fuel tank (Used prior to tractor #8598)
	664866	-	1	-	BREATHER, fuel tank (Effective with tractor #8598)
21	668252	-	-	1	CAP ASSY., fuel tank (Consists of items 22 thru 28)
22	-----	-	-	1	CAP, only (Not serviced separately)
23	668263	-	-	1	GASKET, cap
24	668806	-	-	1	SEAT, relief valve
	926699	-	-	4	SCREW, fil-hd., brass, #10-24NC x 3/8"
25	668804	-	-	1	GASKET, valve seat
26	668805	-	-	1	VALVE ASSY., relief (Serviced only as a unit)
27	664867	-	-	1	ELEMENT, air filter
28	668262	-	-	1	COVER, tank cap
	921181	-	-	2	SCREW ASSY., #10=24NC x 1/2" (Includes lockwashers)
29	083955	1	1	1	ELBOW, fuel tank drain
	070469	2	2	2	CAPSCREW, 1/2"NF x 1-1/4"
	904208	2	2	2	LOCKWASHER, 1/2"
30	923813	1	1	1	O-RING, fuel tank drain elbow
31	050594	1	1	1	PLUG, drain elbow clean-out
32	050595	1	1	1	GASKET, drain elbow clean-out plug
33	633519	1	1	1	COCK, drain
34	-----	8	-	-	SNUBBER, vibration (Order items 26 thru 28)
35	639699	4	-	-	CAPSCREW, vibration snubber
	900819	4	-	-	WASHER, plain U.S. std., 5/8"
36	642441	4	4	4	SNUBBER, vibration (Effective with tractor #6039, incl. #6033)
	035068	4	4	4	CAPSCREW, 1/2"NF x 2-1/4"
	092163	8	8	8	WASHER, plain

} Used prior to tractor #6039 excluding #6033

NOTE: See PAINTING AND MARKING for transfers applied to rear of tank

• •

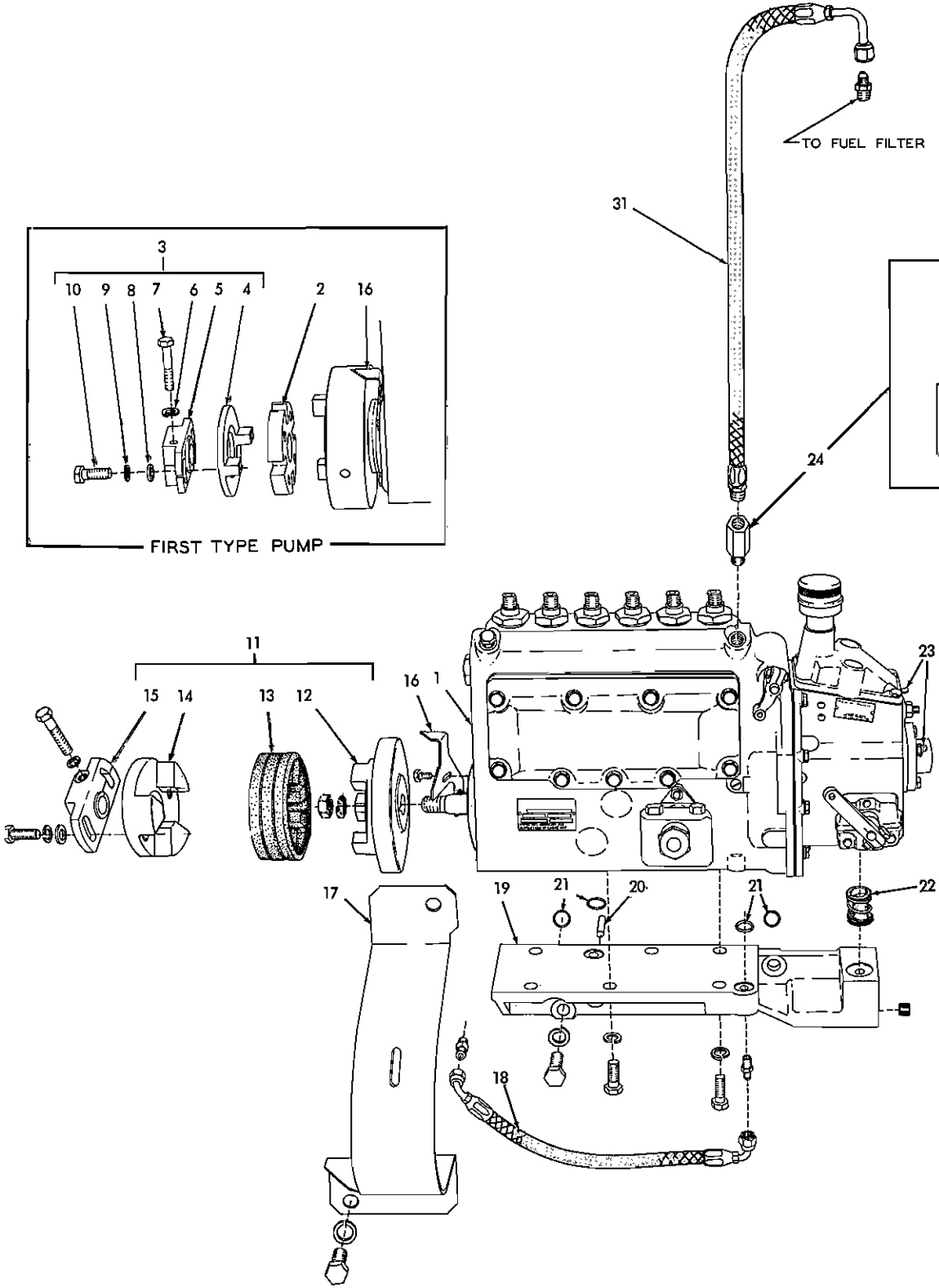
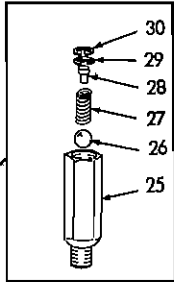
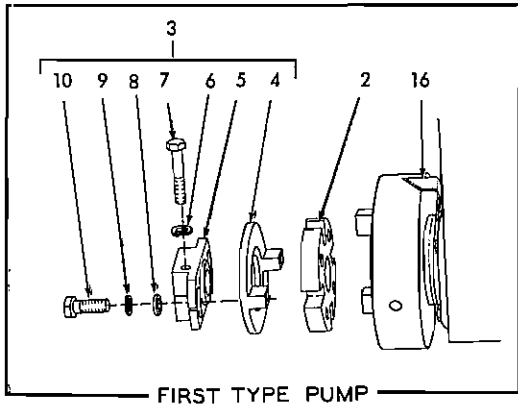




FUEL LINES

FUEL LINES

ITEM	PART NO.	QTY.	DESCRIPTION
1	092727	1	COCK, fuel shut-off (Includes item 2)
2	082189	1	HANDLE, fuel shut-off cock
3	646353	1	HOSE, fuel supply, rear (See HOSE PARTS)(Not used with heavy-duty fuel filter)
	920690	1	ELBOW, flare type, 45°, 1/2" tube, 3/8"NPT male
4	643350	1	TUBE ASSEMBLY, fuel supply (Includes nuts)
5	646299	1	HOSE, fuel supply, front (See HOSE PARTS)
	919063	1	CONNECTOR, flare type, 1/2" tube, 3/8"NPT male
6	646300	1	HOSE, fuel return, front (See HOSE PARTS)
	919062	1	CONNECTOR, flare type, 3/8" tube, 1/4"NPT male
7	632927	1	TUBE ASSEMBLY, fuel return (Includes nuts)(Used prior to tractor #6310)
	643349	1	TUBE ASSEMBLY, fuel return (Includes nuts)(Effective with tractor #6310)
8	646352	1	HOSE, fuel return, rear (See HOSE PARTS)(Used prior to tractor #7111)
	648231	1	HOSE, fuel return, rear (See HOSE PARTS)(Effective with tractor #7111)
	923178	1	CONNECTOR, flare type, 3/8" tube, 1/4"NPT female
8A	914378	1	VALVE, shut-off, fuel return line (1/4"NPT ends)(Effective with tractor #7111)
9	097534	3	CLIP, fuel supply tube
10	035167	3	CAPSCREW, 3/8"NF x 7/8" (Early units)
	903775	3	CAPSCREW, 3/8"NC x 7/8" (Late units)
	904206	3	LOCKWASHER, 3/8"
	911115	3	WASHER, plain, SAE std., 3/8"
11	055234	3	CLIP, fuel return tube
12	093752	3	BOOT, tube protecting (1/2" tube)
13	093751	3	BOOT, tube protecting (3/8" tube)
14	095980	1	CLAMP, hose attaching
15	036034	1	CAPSCREW, 3/8"NF x 1"
	904206	1	LOCKWASHER, 3/8"
	911041	1	NUT, 3/8"NF
16	096328	1	BLOCK, hose clamp (rubber)(Used prior to tractor #6965)
	644530	1	BLOCK, hose clamp (rubber)(Effective with tractor #6965)
17	096310	1	BRACKET, hose supporting
18	035244	2	CAPSCREW, 3/8"NC x 3/4"
	904206	2	LOCKWASHER, 3/8"



FUEL INJECTION PUMP

T-37181

FUEL INJECTION PUMP

* Model HD16D
 ** Model HD16DC

ITEM	PART NO.	QTY.		DESCRIPTION	
		*	**		
1	4389485	1	-	PUMP ASSEMBLY, injection (Includes items 2, 3 and 16) (Used prior to engine #16-09576)	
	4391977	1	-	PUMP ASSEMBLY, injection (Includes items 11 and 16) (Engines #16-09576 and up)	
	4389467	-	1	PUMP ASSEMBLY, injection (Includes items 2, 3 and 16) (Used prior to engine #16-09428)	
	4391819	-	1	PUMP ASSEMBLY, injection (Includes items 11 and 16) (Engines #16-09428 and up)	
	919228	4	4	CAPSCREW, 7/16" NC x 1-1/8"	
	918801	2	2	CAPSCREW, 7/16" NC x 1-5/8"	
	904207	6	6	LOCKWASHER, 7/16"	
2	4379813	1	1	DISC, injection pump coupling	Used on HD16D engines prior to #16-09576 and HD16 DC engines prior to #16-09428
3	4371714	1	1	COUPLING ASSEMBLY, injection pump drive (Consists of items 4 thru 10)	
4	4371716	1	1	FLANGE, injection pump drive coupling	
5	4371715	1	1	HUB, injection pump drive coupling	
	905845	1	1	KEY, #A woodruff, 1/4" x 7/8"	
6	4371720	1	1	LOCKWASHER, hub clamping screw	
7	4371719	1	1	SCREW, clamping, coupling hub	
8	4371718	2	2	WASHER, serrated, coupling capscrew	
9	4371721	2	2	LOCKWASHER, hub clamping screw	
10	4371717	2	2	CAPSCREW, injection pump drive coupling	
11	4390054	1	1	COUPLING ASSEMBLY, pump drive (Consists of items 12 thru 15)	Effective with HD16D engine #16-09576 & HD16DC engine #16-09428
12	4059012	1	1	HUB, coupling	
13	4059013	1	1	SPIDER, coupling (rubber)	
14	4059014	1	1	FLANGE, coupling	
15	4390055	1	1	CLAMP, coupling	
	916385	1	1	CAPSCREW, 3/8"NF x 2" (clamping)	
	916271	2	2	CAPSCREW, 3/8"NC x 1" (attaching)	
	904206	3	3	LOCKWASHER, 3/8"	
	4059015	3	3	WASHER, plain	
16	4379077	1	1	POINTER, timing	
17	4379076	1	1	GUARD, pump flywheel	
	916310	1	1	CAPSCREW, 1/2"NC x 1"	
	904208	1	1	LOCKWASHER, 1/2"	
18	4386773	1	1	HOSE ASSEMBLY, oil supply (See HOSE PARTS)	
	919778	1	1	CONNECTOR, flare type, 5/16" tube, 1/4" NPT male	
	919766	1	1	CONNECTOR, flare type, 5/16" tube, 1/8" NPT male	

(Continued)

FUEL INJECTION PUMP (Continued)

ITEM	PART NO.	QTY.		DESCRIPTION
		*	**	
19	4376529	1	1	BRACKET, pump mounting
	918850	1	1	PLUG, pipe, hex-socket, 1/4"NPT
	916311	4	4	CAPSCREW, 1/2"NC x 1-1/4"
	904208	4	4	LOCKWASHER, 1/2"
20	4253286	2	2	PIN, dowel, mounting bracket
21	4255665	4	4	O-RING, mounting bracket
22	4379038	1	1	COUPLING, oil drain, pump to bracket
23	4355843	3	3	SEAL, anti-tampering
24	4337015	1	1	VALVE ASSEMBLY, pressure relief (Consists of items 25 thru 30)
25	-----	1	1	BODY, relief valve (Not serviced separately)
26	4337022	1	1	BALL, relief valve
27	4337023	1	1	SPRING, relief valve
28	4337019	1	1	STOP, relief valve
29	4255017	1	1	E-RING, relief valve stop
30	4255020	1	1	RING, snap, relief valve
31	4386770	1	1	HOSE ASSEMBLY, fuel return (See HOSE PARTS)
	919062	1	1	CONNECTOR, flare type, 3/8" tube, 1/4"NPT male

Insert in HD16D-DC parts catalog 662680 (5-67)

Litho in U. S. A.

(Added February 1969)

MEMO

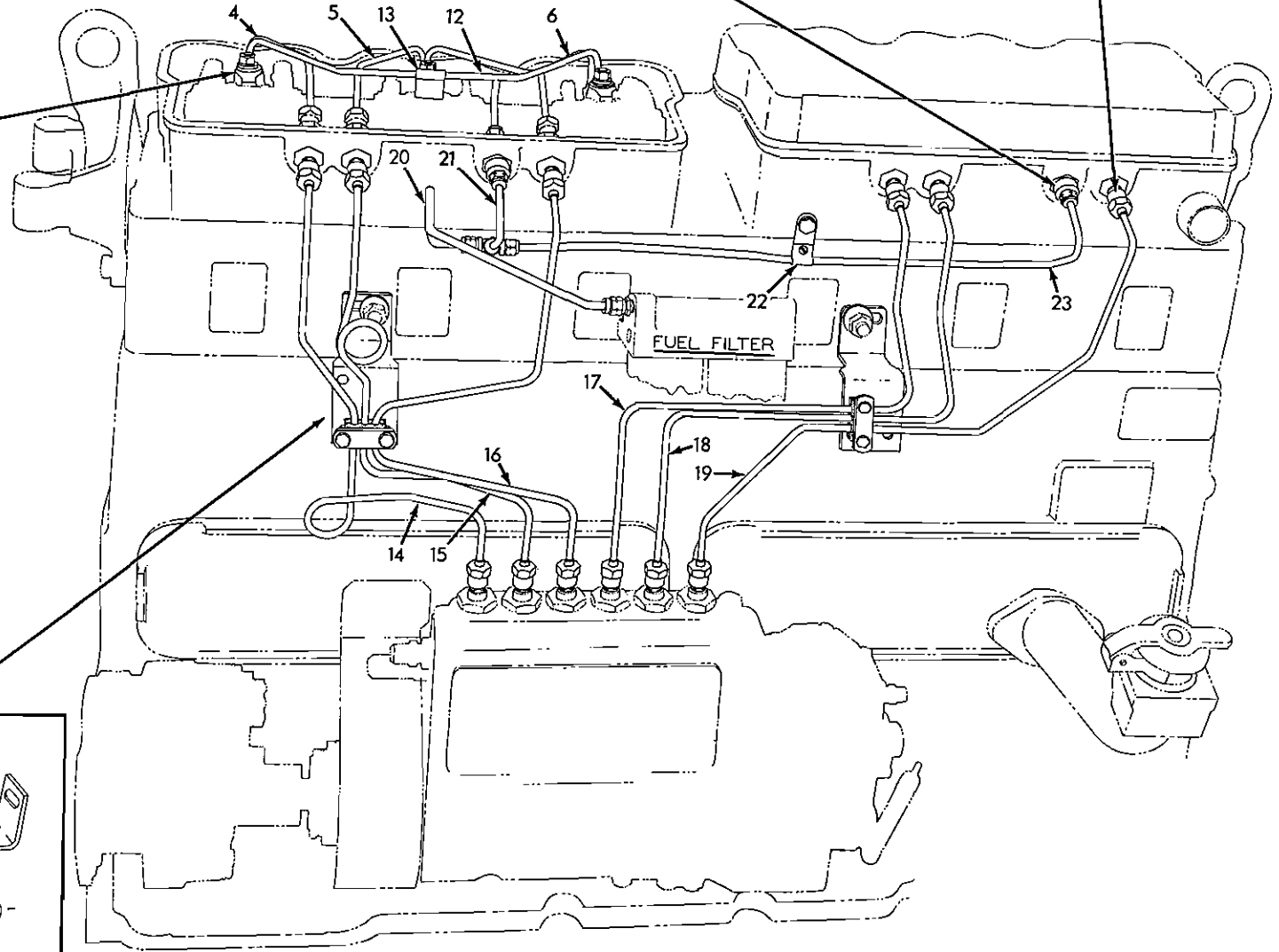
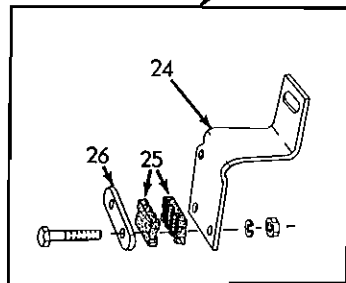
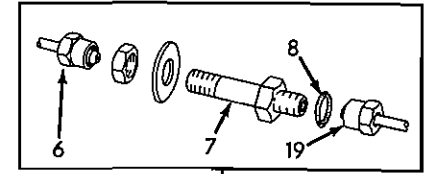
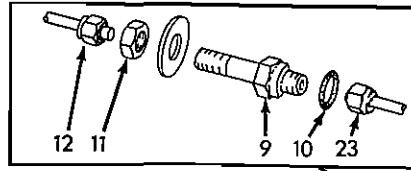
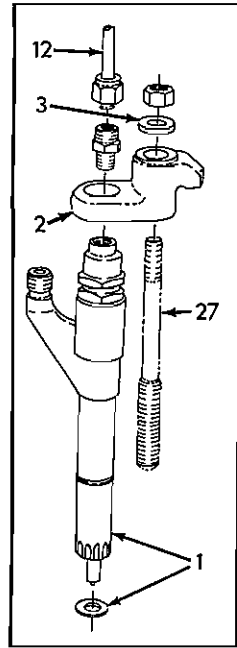
"ALWAYS GIVE MODEL AND SERIAL NUMBER WHEN ORDERING PARTS"

Insert in HD16D-DC parts catalog 662680 (5-67)

Litho in U. S. A.

61B

(Added February 1969)



INJECTION NOZZLES AND LINES

INJECTION NOZZLES AND LINES

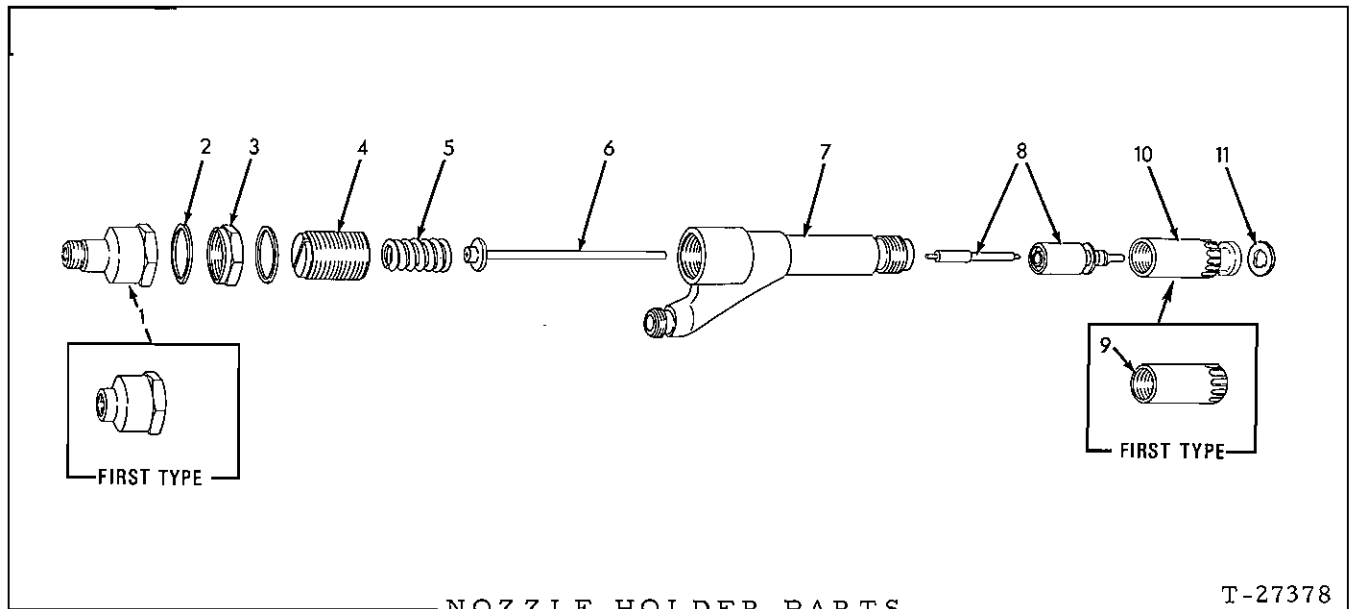
* Engines prior to serial No. 16-08963
 ** Engines serial No. 16-08963 and up

ITEM	PART NO.	QTY. * **	DESCRIPTION	
1	4378027-9	6 -	HOLDER ASSY., nozzle (Engines prior to #16-05069)	} See page 65 for parts
	4390625-4	6 -	HOLDER ASSY., nozzle (Engines #16-05069 and up)	
	4391957-0	- 6	HOLDER ASSY., nozzle (Engines prior to #16-09862)	
	4392121-2	- 6	HOLDER ASSY., nozzle (Engines #16-09862 thru #16-10155)	
	4392304-4	- 6	HOLDER ASSY., nozzle (long-sac type) (Engines #16-10156 and up)	
2	4387385-0	6 6	CLAMP, nozzle holder	
	4115287-7	6 6	NUT, 3/8"NF	
3	4020145-1	6 6	WASHER, nozzle holder clamp	
4	4386434-7	2 -	TUBE ASSY., fuel injection, internal	} #1 and #4 cylinders. Each includes nuts.
	4390093-5	- 2	TUBE ASSY., fuel injection, internal	
5	4386435-4	2 -	TUBE ASSY., fuel injection, internal	} #2 and #5 cylinders. Each includes nuts.
	4390094-3	- 2	TUBE ASSY., fuel injection, internal	
6	4386436-2	2 -	TUBE ASSY., fuel injection, internal	} #3 and #6 cylinders. Each includes nuts.
	4390095-0	- 2	TUBE ASSY., fuel injection, internal	
7	4386601-1	6 6	CONNECTOR, injection line	
	0919303-8	6 6	NUT, jam, 9/16"NF	
	0914659-8	6 6	WASHER, plain, SAE std., 9/16"	
8	0923645-6	6 6	□O-RING, injection line connector	
9	4386602-9	2 2	CONNECTOR, fuel return line	
10	0923645-6	2 2	□O-RING, return line connector	
11	4377267-2	2 2	NUT, return line connector (1/2"-24)	
	0914659-8	2 2	WASHER, plain, SAE std., 9/16"	
12	4386433-9	2 2	MANIFOLD ASSY., fuel return (Includes NUTS and SLEEVES indented below)	
	0917809-6	8 8	NUT, Imperial, 1/4" tube	
	4255956-7	8 8	SLEEVE, Imperial, 1/4" tube (rubber)	
	0919800-3	6 -	CONNECTOR, Imperial, 1/4" tube, 1/8"NPT male (Used prior to engine #16-07854)	
13	4255179-6	2 2	CLIP, manifold supporting	

(Continued)

INJECTION NOZZLES AND LINES (Continued)

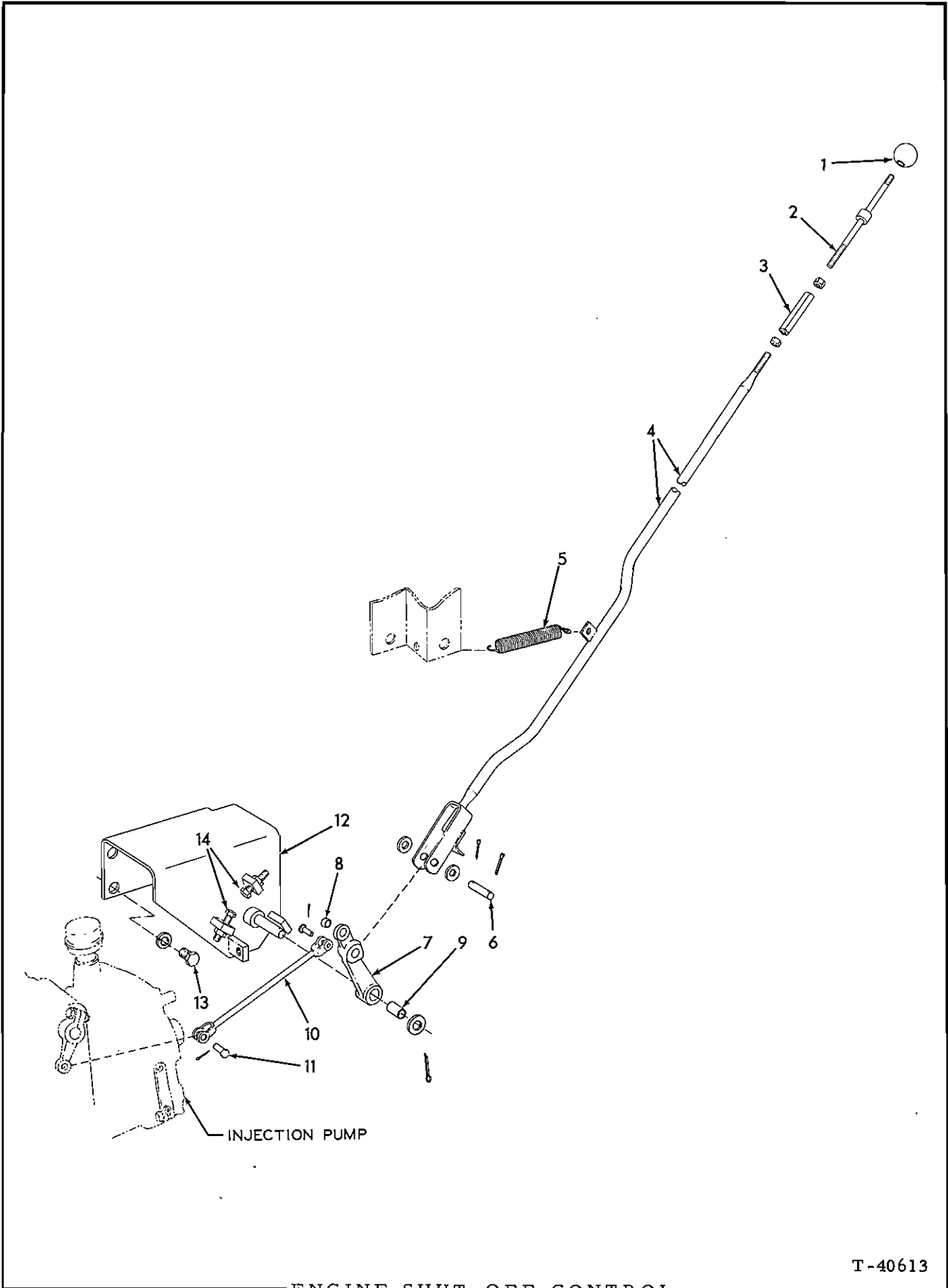
ITEM	PART NO.	QTY. * **	DESCRIPTION			
14	4386546-8	1 -	TUBE ASSY., fuel injection, external	} #1 cylinder	} Each includes nuts	
	4390085-1	- 1	TUBE ASSY., fuel injection, external			
15	4386547-6	1 -	TUBE ASSY., fuel injection, external	} #2 cylinder		
	4390086-9	- 1	TUBE ASSY., fuel injection, external			
16	4387647-3	1 -	TUBE ASSY., fuel injection, external	} #3 cylinder		
	4390087-7	- 1	TUBE ASSY., fuel injection, external			
17	4386549-2	1 -	TUBE ASSY., fuel injection, external	} #4 cylinder		
	4390088-5	- 1	TUBE ASSY., fuel injection, external			
18	4386550-0	1 -	TUBE ASSY., fuel injection, external	} #5 cylinder		} Each includes nuts
	4390089-3	- 1	TUBE ASSY., fuel injection, external			
19	4386551-8	1 -	TUBE ASSY., fuel injection, external	} #6 cylinder		
	4390090-1	- 1	TUBE ASSY., fuel injection, external			
20	4387301-7	1 1	TUBE ASSY., fuel return (Includes NUTS and SLEEVES indented below)			
	0917809-6	2 2	NUT, Imperial, 1/4" tube			
	0917806-2	2 2	SLEEVE, Imperial, 1/4" tube (rubber)			
	0919797-1	1 1	TEE, Imperial, 1/4" tube			
	0920242-5	1 1	CONNECTOR, Imperial, 1/4" tube, 1/4"NPT male			
21	4376718-5	1 1	TUBE, fuel return, front			
	0917809-6	2 2	NUT, Imperial, 1/4" tube			
	0917806-2	2 2	SLEEVE, Imperial, 1/4" tube (rubber)			
22	4386617-7	1 1	CLIP, fuel return tube			
	0901171-9	1 1	SCREW, machine, #10-24NC x 3/8"			
	0904203-7	1 1	LOCKWASHER, #10			
	0901310-3	1 1	NUT, #10-24NC			
	0915408-9	1 1	CAPSCREW, 3/8"NC x 3/4"			
	0904206-0	1 1	LOCKWASHER, 3/8"			
	0911115-4	1 1	WASHER, plain, SAE std., 3/8"			
23	4379738-0	1 1	TUBE, fuel return, rear			
	0917809-6	2 2	NUT, Imperial, 1/4" tube			
	0917806-2	2 2	SLEEVE, Imperial, 1/4" tube (rubber)			
24	4388148-1	2 2	BRACKET, supporting, injection lines			
25	4507359-0	4 4	SPACER, injection lines (rubber)			
26	4507415-0	2 2	PLATE, clamping, injection lines			
	0918794-9	4 4	CAPSCREW, 1/4"NC x 1-3/8"			
	0904204-5	4 4	LOCKWASHER, 1/4"			
	0910880-4	4 4	NUT, 1/4"NC			
27	-----	6 6	STUD, nozzle holder clamp (See VALVE OPERATING MECHANISM)			



* 4378027 HOLDER ASSEMBLY
 ** 4390625 HOLDER ASSEMBLY
 Δ 4391957 HOLDER ASSEMBLY
 ΔΔ 4392121 HOLDER ASSEMBLY
 ΔΔΔ 4392304 HOLDER ASSEMBLY

} See page 63

ITEM	PART NO.	QUANTITY					DESCRIPTION
		*	**	Δ	ΔΔ	ΔΔΔ	
<u>NOTE:</u> Quantities are for one (1) Holder Assembly only							
1	4378032-9	-	1	1	-	-	CAP (Engines prior to #16-07854)
	4021227-6	1	-	1	1	1	CAP (Engines #16-07854 and up)
2	4511243-0	2	2	2	2	2	GASKET, cap nut
3	4511213-3	1	1	1	1	1	NUT, locking
4	4378033-1	1	1	1	1	1	SCREW, adjusting
5	4380652-0	1	1	1	1	1	SPRING
6	4391240-1	1	1	1	1	1	SPINDLE
7	-----	1	1	1	1	1	BODY (Not serviced separately)
8	4378020-4	-	1	-	-	-	NOZZLE ASSY.
	4386837-1	-	-	1	-	-	NOZZLE ASSY.
	4390006-7	-	-	-	1	1	NOZZLE ASSY.
	4392305-1	-	-	-	-	1	NOZZLE ASSY.
} Each includes item 11							
9	4390619-7	1	1	1	-	-	NUT, nozzle retaining
10	4392057-0	-	-	-	1	1	NUT, nozzle retaining
11	4378031-1	1	1	1	1	1	GASKET, nozzle

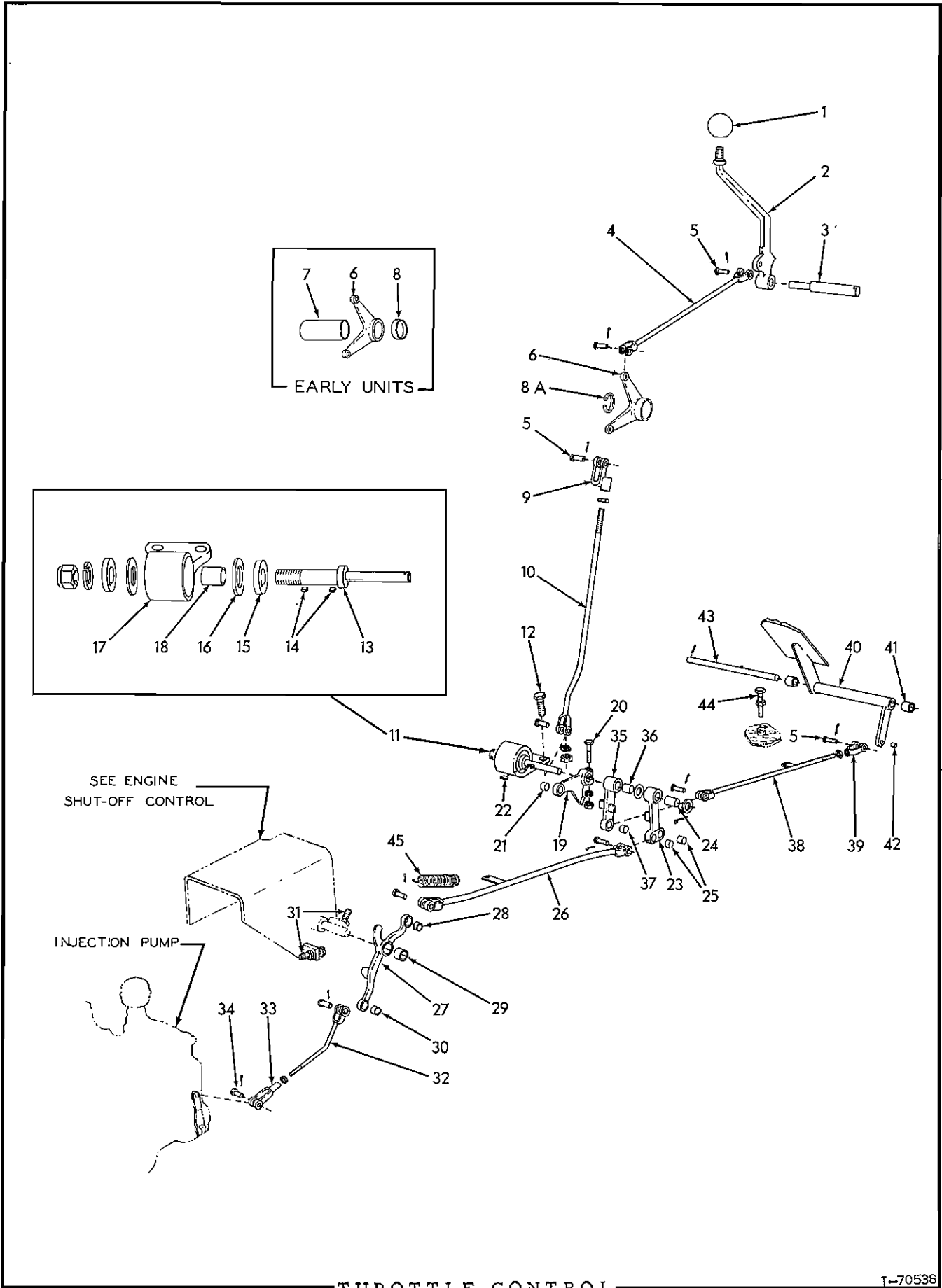


ENGINE SHUT-OFF CONTROL

T-40613

ENGINE SHUT-OFF CONTROL

ITEM	PART NO.	QTY.	DESCRIPTION
1	659075	1	KNOB, shut-off rod
2	631555	1	ROD, upper
	919763	1	NUT, 3/8"NF (left-hand thread)
3	095421	1	NUT, control adjustment
4	650394	1	ROD, intermediate
	911048	1	NUT, jam, 3/8"NF
5	072438	1	SPRING, retracting
6	631477	1	PIN, yoke, intermediate rod
	911115	2	WASHER, plain, SAE std., 3/8"
	900942	2	PIN, cotter, 3/32" x 5/8"
7	631492	1	LEVER ASSEMBLY, intermediate rod (Includes items 8 and 9)
8	624585	1	BUSHING, intermediate rod lever (small)
9	631476	1	BUSHING, intermediate rod lever (large)
10	630311	1	ROD, lower
11	628738	2	PIN, yoke, lower rod
	900970	2	PIN, cotter, 1/16" x 1/2"
12	631425	1	BRACKET, supporting, control linkage
13	910244	1	WASHER, plain, SAE std., 1/2"
	900806	1	PIN, cotter, 1/8" x 1"
	097494	3	CAPSCREW, Nylok, 1/2"NC x 1"
	904208	3	LOCKWASHER, 1/2"
14	634650	2	CAPSCREW, lever stop (3/8"NC x 1-1/2")
	911034	2	NUT, jam, 3/8"NC



T-70538

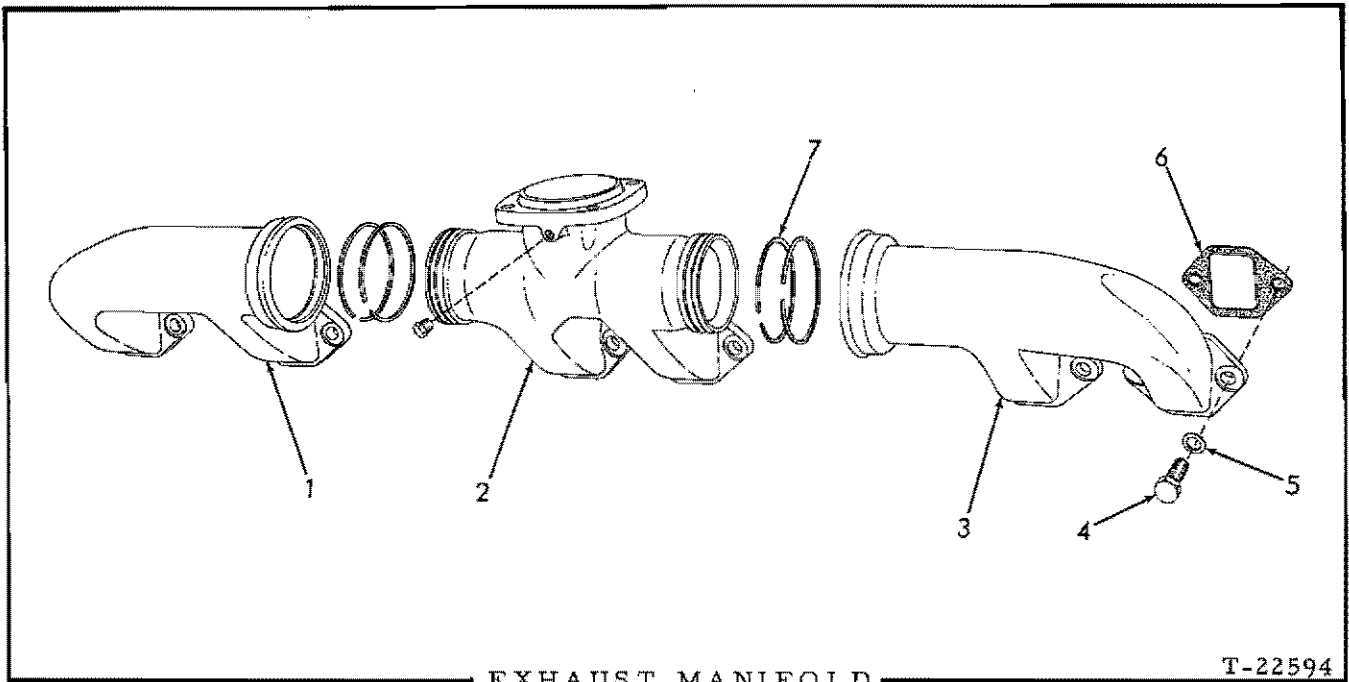
THROTTLE CONTROL

ITEM	PART NO.	QTY.	DESCRIPTION
1	090020	1	KNOB, operating lever
2	631975	1	LEVER, operating
3	-----	1	SHAFT, operating lever (See STEERING LEVERS AND LINKAGE)
4	632059	1	ROD, upper (15-1/8" long)(Used prior to tractor #6799)
	631987	1	ROD, upper (14-5/8" long)(Effective with tractor #6799)
5	078810	8	PIN, yoke, control rod
	900942	8	PIN, cotter, 3/32" x 5/8"
6	081094	1	BELLCRANK, upper rod
7	096409	1	SPACER, bellcrank (4-3/16" long) (Used prior to tractor #7536)
8	081132	1	SPACER, bellcrank (5/16" thick) (Used prior to tractor #7514)
8A	052225	1	RING, snap, bellcrank retaining (Effective with tractor #7536)
9	634074	1	YOKE, upper rod
10	641733	1	ROD, intermediate, upper (14-1/8" long)(Used prior to tractor #6799)
	645045	1	ROD, intermediate, upper (14-3/4" long)(Effective with tractor #6799)
	911048	1	NUT, jam, 3/8"NF
11	631683	1	FRICITION ASSEMBLY (Includes items 13 thru 18)
12	614478	2	CAPSCREW, 1/2"NF x 1-3/8"
	904208	2	LOCKWASHER, 1/2"
	911043	2	NUT, 1/2"NF
	910244	2	WASHER, plain, SAE std., 1/2"
	900806	1	PIN, cotter, 1/8" x 1"
13	631682	1	SHAFT, friction
	904369	1	LOCKWASHER, 3/4"
	916591	1	NUT, elastic stop, 3/4"NF
14	632716	2	KEY, friction washer
15	632710	2	WASHER, friction
16	632747	2	DISC, friction
17	632766	1	HOUSING ASSEMBLY, friction (Includes item 18)
18	632752	1	BUSHING, friction housing
19	631494	1	LEVER ASSEMBLY, friction shaft (Includes item 21)
20	041981	1	CAPSCREW, 5/16"NF x 1-1/2"
	904205	1	LOCKWASHER, 5/16"
	913636	1	NUT, 5/16"NF
21	624584	1	BUSHING, friction shaft lever
22	632756	1	KEY, friction shaft lever
23	631496	1	LEVER ASSEMBLY, intermediate lower rod (Includes items 24 and 25)

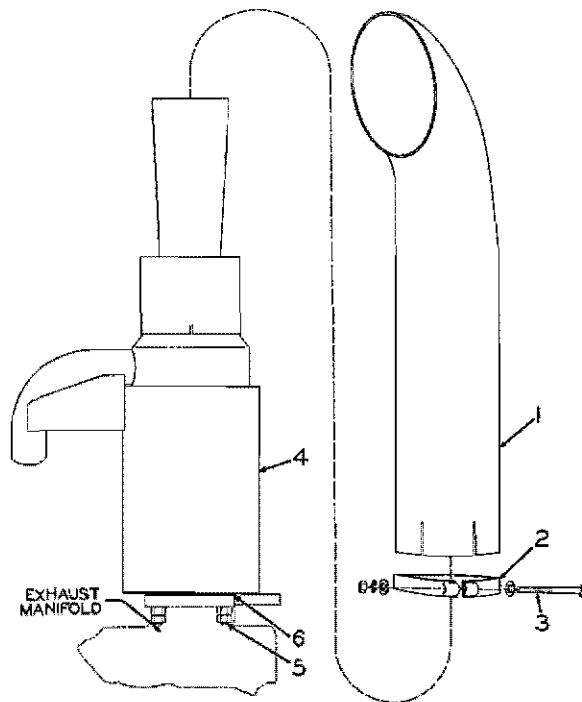
(Continued)

THROTTLE CONTROL (Continued)

ITEM	PART NO.	QTY.	DESCRIPTION
24	631476	1	BUSHING, intermediate lower rod lever (large)
25	624584	2	BUSHING, intermediate lower rod lever (small)
26	631649	1	ROD, intermediate, lower
27	642165	1	BELLCRANK ASSEMBLY, lower rod (Includes items 28, 29 and 30)
28	624584	1	BUSHING, bellcrank (3/8" long)
29	631476	1	BUSHING, bellcrank (7/8" long)
30	624585	1	BUSHING, bellcrank (1/4" long)
31	634650	2	CAPSCREW, lever stop (3/8"NC x 1-1/2")
	911034	2	NUT, jam, 3/8"NC
32	644633	1	ROD, lower
	910267	1	NUT, jam, 1/4"NF
33	628737	1	YOKE, lower rod
34	628738	2	PIN, yoke, lower rod
	900970	2	PIN, cotter, 1/16" x 1/2"
35	631498	1	LEVER ASSEMBLY, decelerator rod (Includes items 36 and 37)
36	631476	1	BUSHING, decelerator lever (large)
37	624584	1	BUSHING, decelerator lever (small)
38	631652	1	ROD, decelerator
	911048	1	NUT, jam, 3/8"NF
39	628736	1	YOKE, decelerator rod
40	631643	1	PEDAL ASSEMBLY, decelerator (Includes items 41 and 42)
41	063222	2	BUSHING, decelerator pedal (large)
42	624584	1	BUSHING, decelerator pedal (small)
43	631646	1	SHAFT, decelerator pedal
	918111	1	PIN, spring, 1/8" x 1"
44	916424	1	CAPSCREW, pedal stop (1/2"NF)(Early units)
		1	NUT, jam, 1/2"NF
	911035	1	CAPSCREW, pedal stop (1/2"NC)(Late units)
		1	NUT, jam, 1/2"NC
45	043881	1	SPRING, retracting, intermediate rod



ITEM	PART NO.	QTY.	DESCRIPTION
1	4376892	1	MANIFOLD, rear section
2	4385469	1	MANIFOLD, center section
	917425	1	PLUG, pipe, hex-hd., brass, 1/4"NPT
3	4376891	1	MANIFOLD, front section
4	4346208	12	STUD, exhaust manifold (2-1/8" long)(Used prior to engine #16-05386)
	4253270	12	
	915987	12	CAPSCREW, exhaust manifold (1/2"NC x 1-1/2")(Effective with engine #16-05386)
5	4371107	12	WASHER, manifold capscrew and stud nut
6	4375865	6	GASKET, exhaust manifold
7	4366243	4	RING, sealing



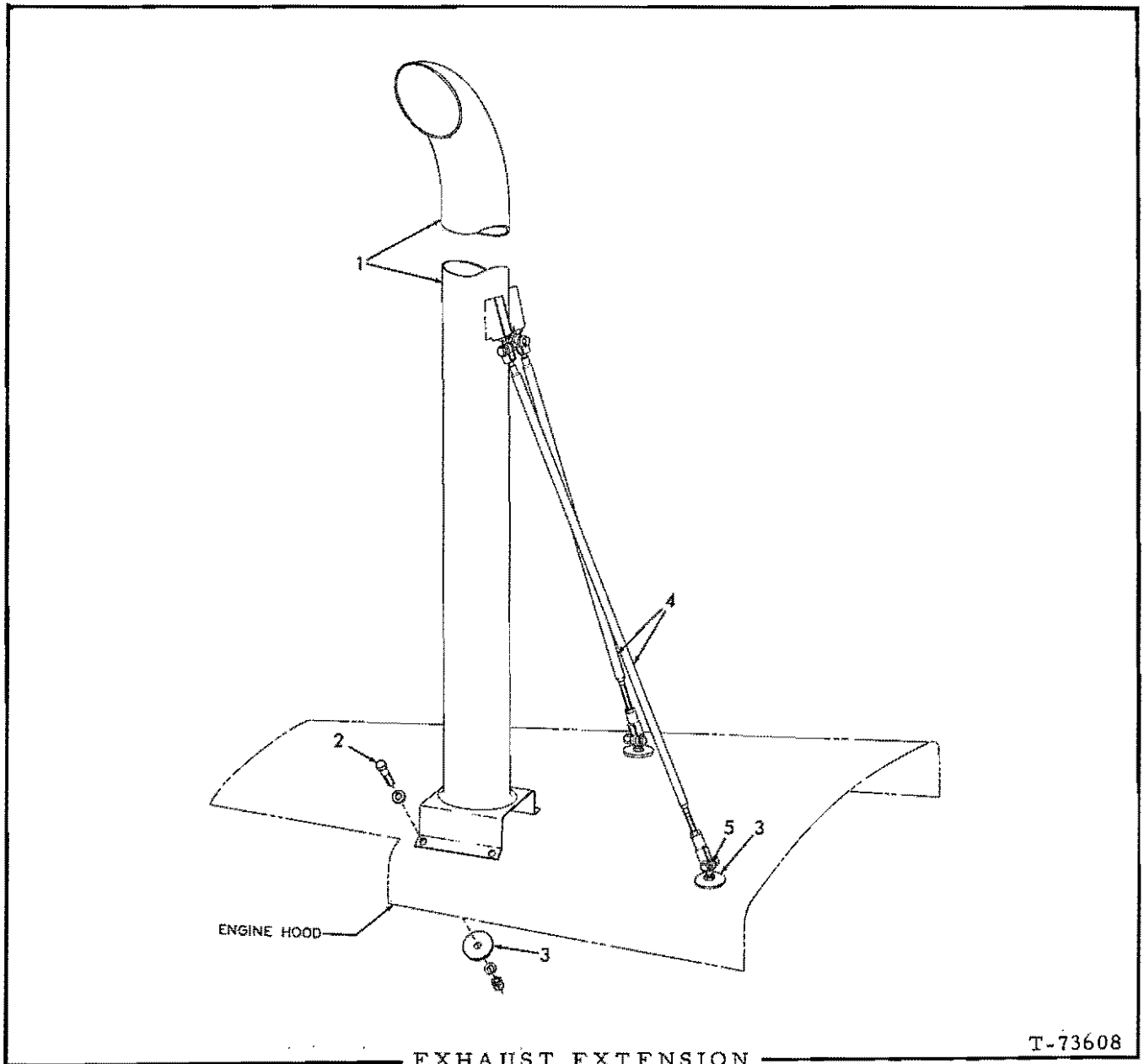
EXHAUST PIPE

T-40496

ITEM PART NO. QTY. DESCRIPTION

NOTE: Also see page 73 for special EXHAUST EXTENSION

1	630158	1	PIPE, exhaust
2	629755	1	CLAMP, exhaust pipe
3	053619	1	CAPSCREW
	044973	2	WASHER, plain
	904206	1	LOCKWASHER, 3/8"
	911041	1	NUT, 3/8"NF
4	630159	1	ASPIRATOR, air cleaner
5	4339378	4	STUD, attaching
	917260	8	NUT, brass, 1/2"NC
6	4366244	1	GASKET, exhaust flange

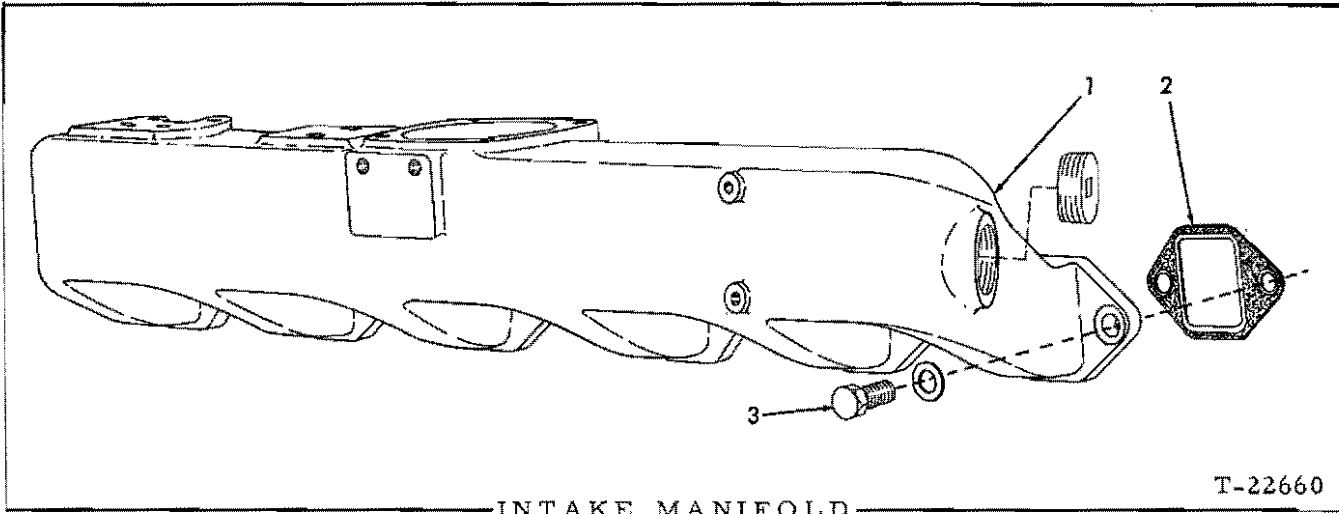


T-73608

EXHAUST EXTENSION

USAGE: Special equipment

ITEM	PART NO.	QTY.	DESCRIPTION
1	655108	1	TUBE, extension
2	035236	4	CAPSCREW, 1/2"NC x 1-3/4"
	064531	4	WASHER, plain
	904208	4	LOCKWASHER, 1/2"
	911028	4	NUT, 1/2"NC
3	085453	8	WASHER, hood reinforcing
4	655102	2	ROD, bracing
	911043	2	NUT, 1/2"NF
	917666	2	YOKE, rod end, adjustable, 1/2"NF
	912192	4	CAPSCREW, 1/2"NF x 1-3/4"
	038234	4	NUT, high, 1/2"NF
5	067902	4	BOLT, eye
	911043	8	NUT, 1/2"NF



ITEM	PART NO.	QTY.	DESCRIPTION	
1	4386948	1	MANIFOLD, air intake	
	901668	1	PLUG, pipe, ctsk-hd., 1-1/4"NPT	
2	4387697	6	□ GASKET, intake manifold	
3	4367187	2	STUD (2" long)	} Used prior to engine #16-05386
	4386041	10	STUD (2-5/16" long)	
	904208	12	LOCKWASHER, 1/2"	
	910195	12	NUT, 1/2"NF	
	920541	12	CAPSCREW, manifold attaching (1/2"NC x 1-1/2" Nyllok)	} Effective with engine #16-05386
910244	12	WASHER, plain SAE std., 1/2"		

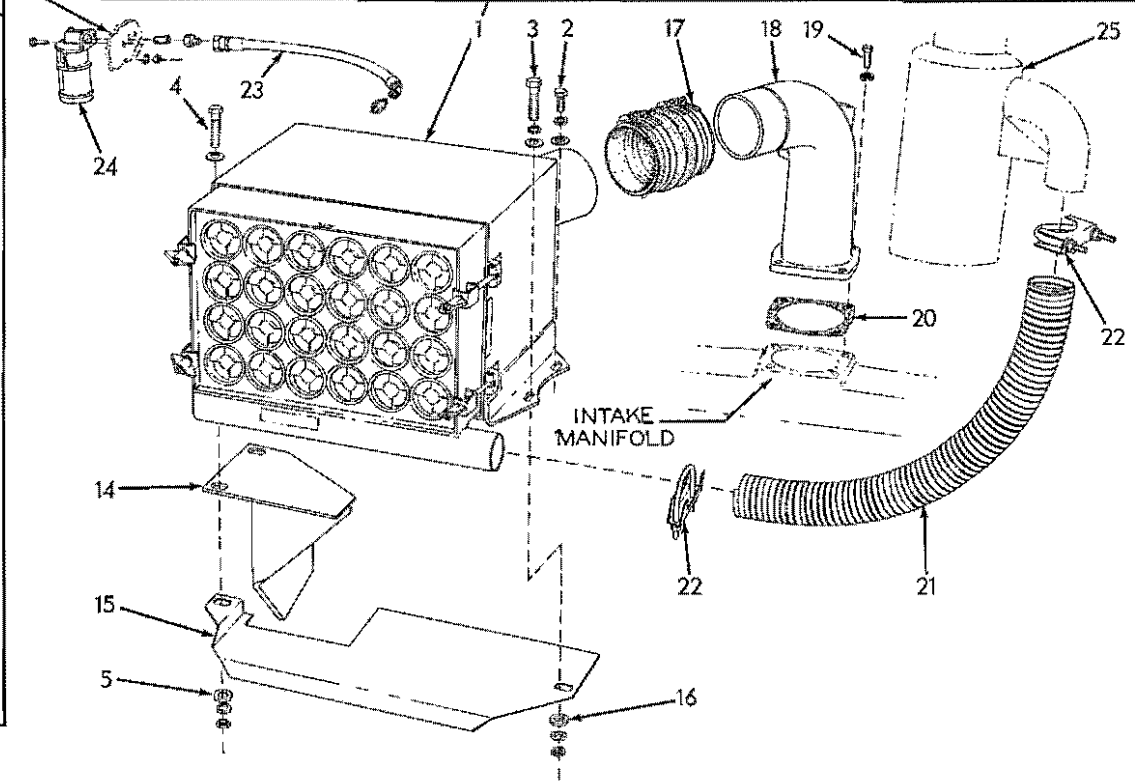
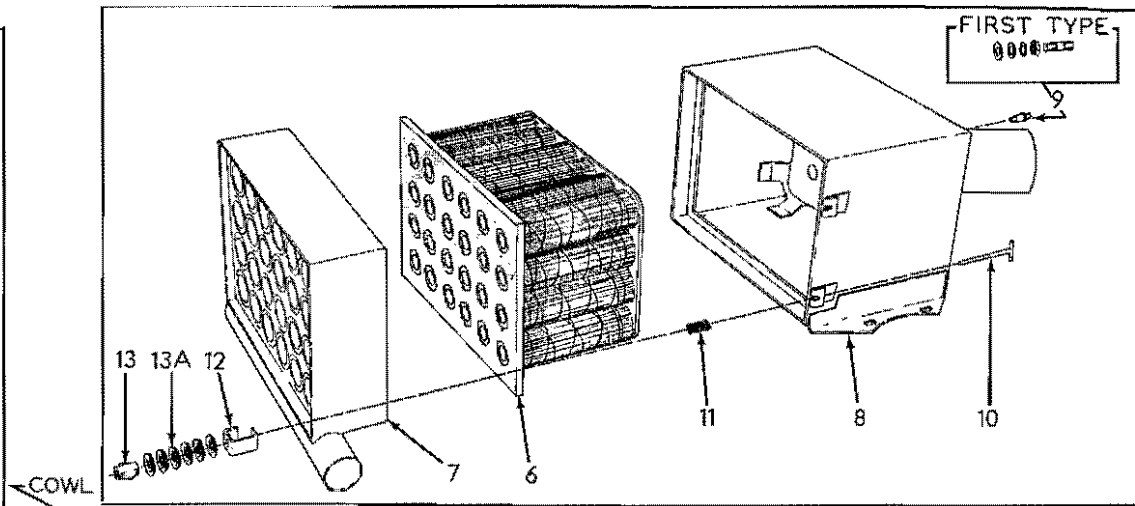
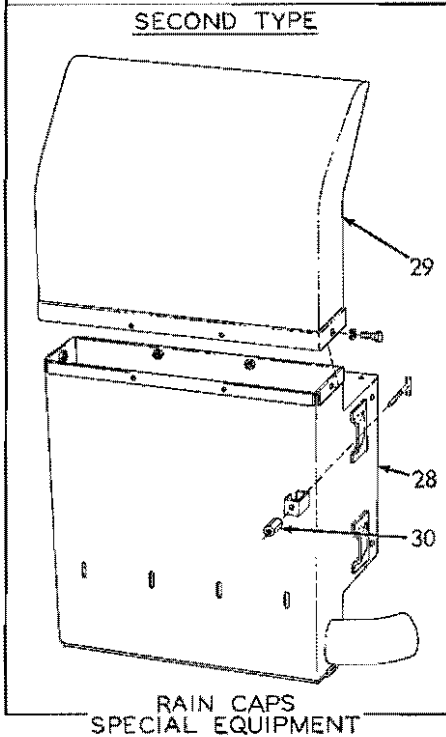
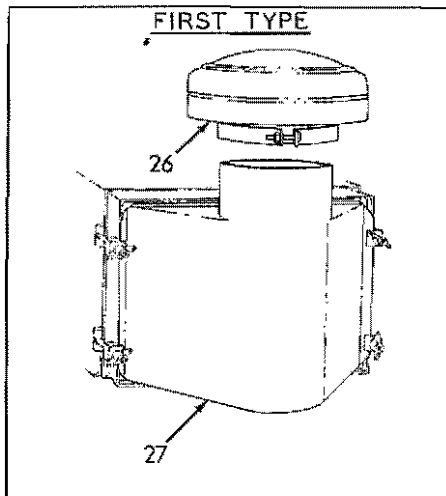
□ Also see PACKAGED PARTS

AIR CLEANER

USAGE: Tractors prior to serial No. 7437

ITEM	PART NO.	QTY.	DESCRIPTION
1	630160	1	CLEANER ASSEMBLY, air (Consists of items 6 thru 13A)
2	035061	1	CAPSCREW, 1/2"NC x 1-1/4"
3	036203	1	CAPSCREW, 1/2"NC x 1-3/4"
	910244	1	WASHER, plain, SAE std., 1/2"
4	035018	2	CAPSCREW, 1/2"NF x 1-1/2"
	904208	3	LOCKWASHER, 1/2"
	911043	2	NUT, 1/2"NF
5	064531	5	WASHER, plain (heavy)
6	634446	1	CARTRIDGE, air cleaner
7	634443	1	PANEL, pre-cleaner
8	634442	1	HOUSING ASSEMBLY, air cleaner (Includes items 9 thru 13)
9	650959	1	ADAPTER KIT, restriction indicator (Includes filter and items listed below)(Used prior to tractor #7296)
	911048	1	NUT, jam, 3/8"NF
	904206	1	LOCKWASHER, 3/8"
	900817	1	WASHER, plain, U.S. std., 3/8"
	638727	1	GASKET, adapter
	650302	1	ADAPTER, restriction indicator (1/8"NPT nipple. Includes filter) (Effective with tractor #7296)
10	196663	4	T-BOLT, pre-cleaner panel
11	650301	4	SPRING, pre-cleaner panel T-bolt
12	196662	4	HOOK, pre-cleaner panel
13	056863	4	NUT, wing, pre-cleaner panel bolt
13A	659195	24	WASHER, spring, pre-cleaner panel bolt
14	630154	1	BRACKET, supporting, air cleaner
15	632673	1	SHIELD, heat
	911035	1	NUT, jam, 1/2"NC
	904208	1	LOCKWASHER, 1/2"
16	064531	1	WASHER, plain
17	081214	1	HOSE, air cleaner to inlet elbow
	921916	4	CLAMP, hose, 3-13/16" to 4-3/4" diam.
18	097486	1	ELBOW, air inlet
19	035061	4	CAPSCREW, 1/2"NC x 1-1/4"
	904208	4	LOCKWASHER, 1/2"
20	4361551	1	GASKET, air inlet elbow
21	630157	1	HOSE, aspirator
22	185502	2	CLAMP ASSEMBLY, aspirator hose
23	645075	1	HOSE, restriction indicator (See HOSE PARTS)
	919174	2	CONNECTOR, flare type, 1/4" tube, 1/8"NPT female
	904273	1	NIPPLE, pipe, 1/8"NPT x 1"

(Continued)

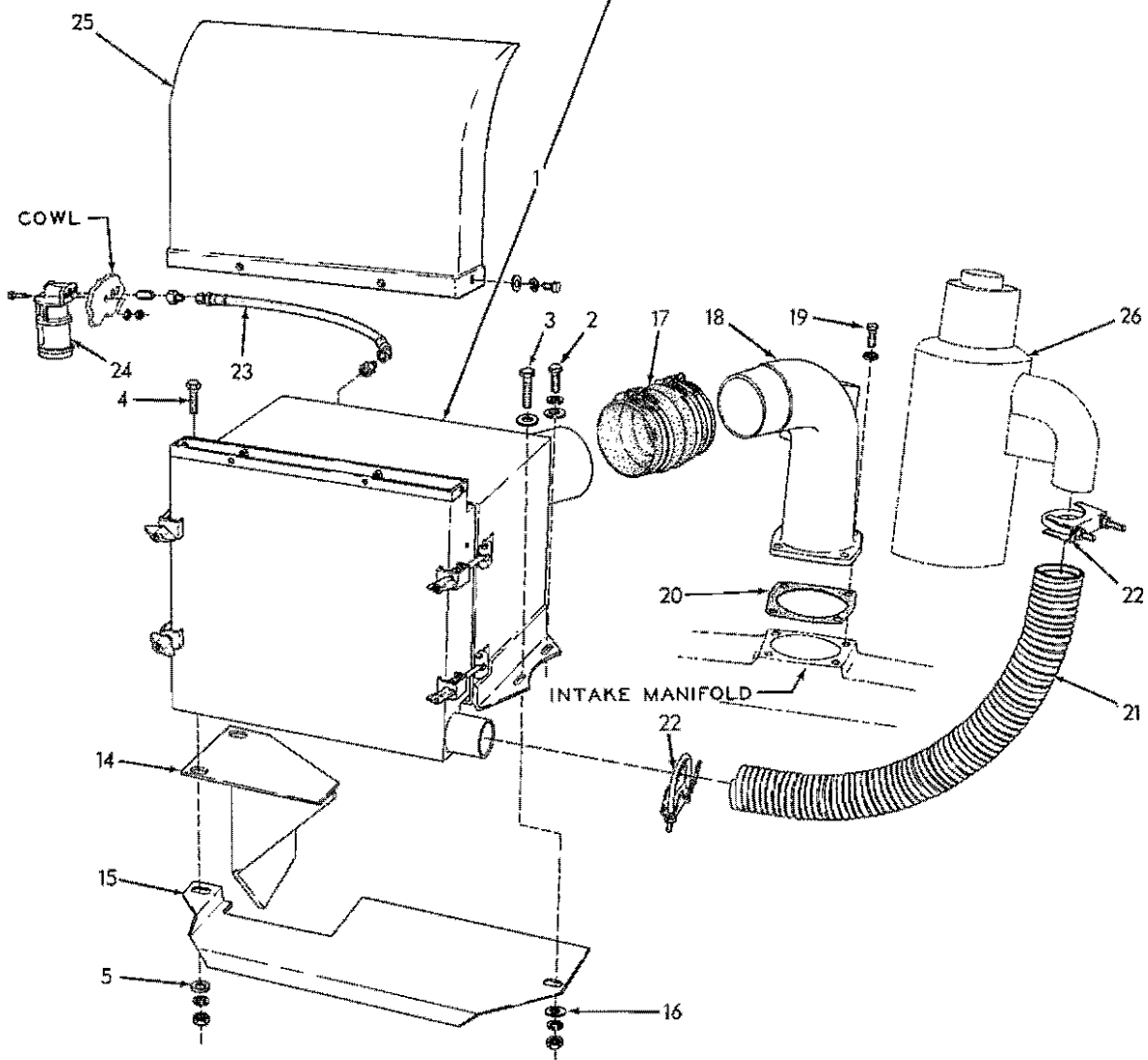
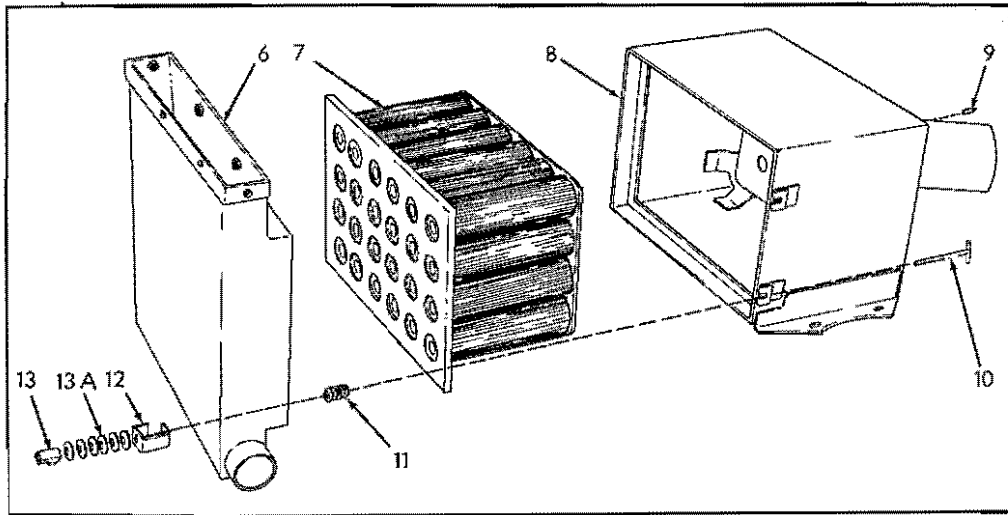


AIR CLEANER (First type)

T-70517

AIR CLEANER (Continued)

ITEM	PART NO.	QTY.	DESCRIPTION	
24	631564	1	INDICATOR, air restriction (Serviced only as a unit)	
	912789	2	CAPSCREW, 1/4"NF x 3/4"	
	904204	2	LOCKWASHER, 1/4"	
	911040	2	NUT, 1/4"NF	
25	-----	1	ASPIRATOR (See EXHAUST PIPE)	
			<u>NOTE:</u> Items listed below are special equipment	
26	645028	1	RAINCAP (Includes mounting clamp)	} FIRST TYPE
27	645033	1	ADAPTOR, rain cap	
28	651042	1	PANEL, air intake (Replaces standard PANEL 634443)	} SECOND TYPE
29	650886	1	ADAPTER, air intake	
	916284	6	CAPSCREW, 1/4"NC x 1/2"	
	904204	6	LOCKWASHER, 1/4"	
30	655140	4	NUT, air intake panel	



AIR CLEANER (Second type)

T-72029

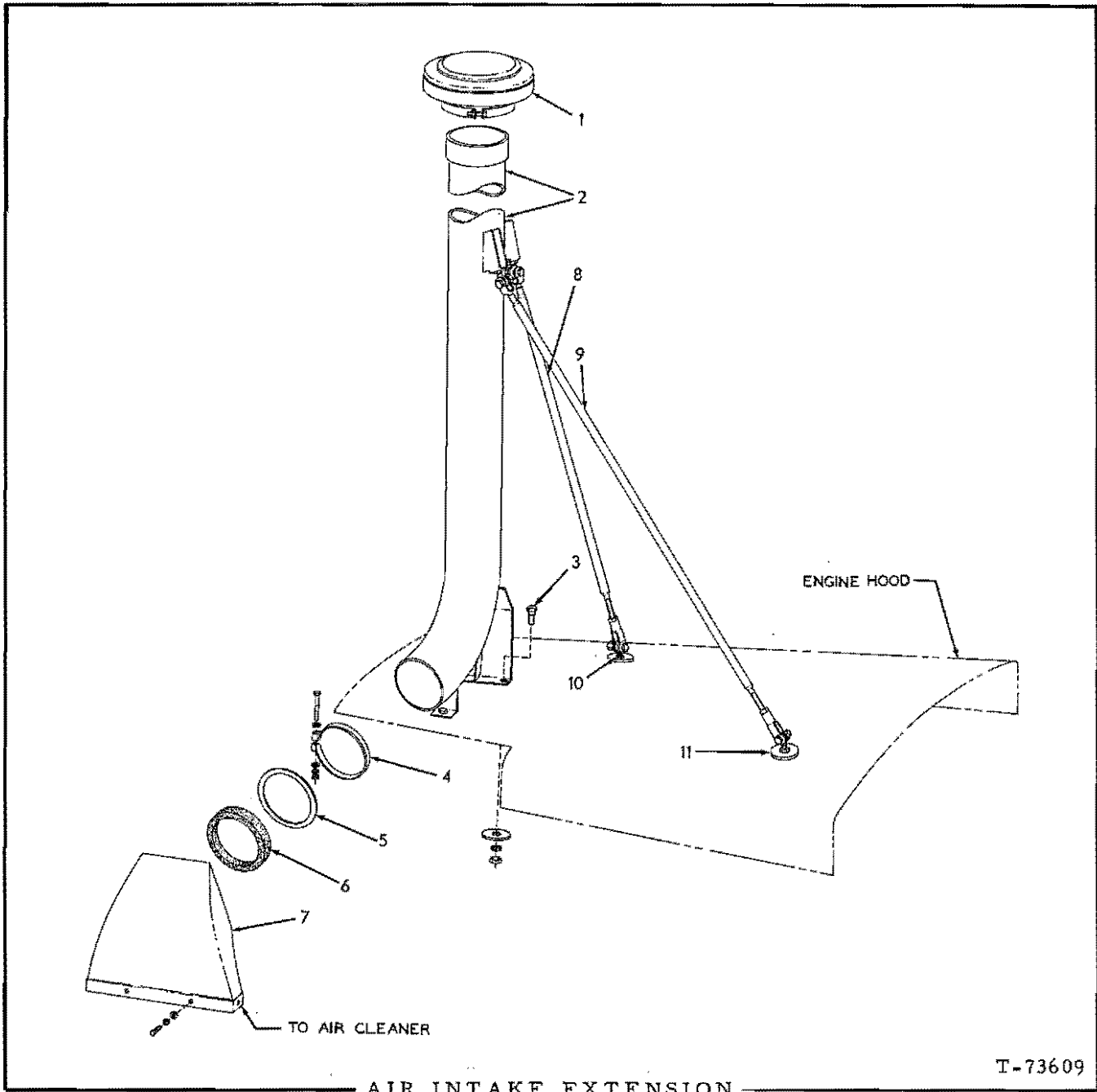
AIR CLEANER

USAGE: Tractors serial No. 7437 and up

ITEM PART NO. QTY. DESCRIPTION

NOTE: Also see page 80 for special AIR INTAKE EXTENSION

1	650911	1	CLEANER ASSEMBLY, air (Consists of items 6 thru 13A)
2	035061	1	CAPSCREW, 1/2"NC x 1-1/4"
3	036203	1	CAPSCREW, 1/2"NC x 1-3/4"
	910244	1	WASHER, plain, SAE std., 1/2"
4	035018	2	CAPSCREW, 1/2"NF x 1-1/2"
	904208	3	LOCKWASHER, 1/2"
	911043	2	NUT, 1/2"NF
5	064531	5	WASHER, plain (heavy)
6	650892	1	PRE-CLEANER
7	634446	1	CARTRIDGE, air cleaner
8	634442	1	HOUSING ASSEMBLY, air cleaner (Includes items 9 thru 13)
9	650302	1	ADAPTER, restriction indicator (Includes filter)
10	196663	4	T-BOLT, pre-cleaner
11	650301	4	SPRING, pre-cleaner bolt
12	196662	4	HOOK, pre-cleaner
13	056863	4	NUT, wing, pre-cleaner bolt
13A	659195	24	WASHER, spring, pre-cleaner bolt
14	630154	1	BRACKET, supporting, air cleaner
15	632673	1	SHIELD, heat
	911035	1	NUT, jam, 1/2"NC
	904208	1	LOCKWASHER, 1/2"
16	064531	1	WASHER, plain
17	081214	1	HOSE, air cleaner to inlet elbow
	921916	4	CLAMP, hose, 3-13/16" to 4-3/4" diam.
18	097486	1	ELBOW, air inlet
19	035061	4	CAPSCREW, 1/2"NC x 1-1/4"
	904208	4	LOCKWASHER, 1/2"
20	4361551	1	□GASKET, air inlet elbow
21	630157	1	HOSE, aspirator
22	185502	2	CLAMP ASSEMBLY, aspirator hose
23	645075	1	HOSE, restriction indicator (See HOSE PARTS)
	919174	2	CONNECTOR, flare type, 1/4" tube, 1/8"NPT female
	904273	1	NIPPLE, pipe, 1/8"NPT x 1"
24	631564	1	INDICATOR, air restriction (Serviced only as a unit)
	924956	2	CAPSCREW, 1/4"NF x 3/4"
	904204	2	LOCKWASHER, 1/4"
	911040	2	NUT, 1/4"NF
25	650886	1	ADAPTER, air intake
	047478	6	CAPSCREW, 1/4"NC x 5/8"
	904204	6	LOCKWASHER, 1/4"
	911114	6	WASHER, plain, SAE std., 1/4"
26	-----	1	ASPIRATOR (See EXHAUST PIPE)



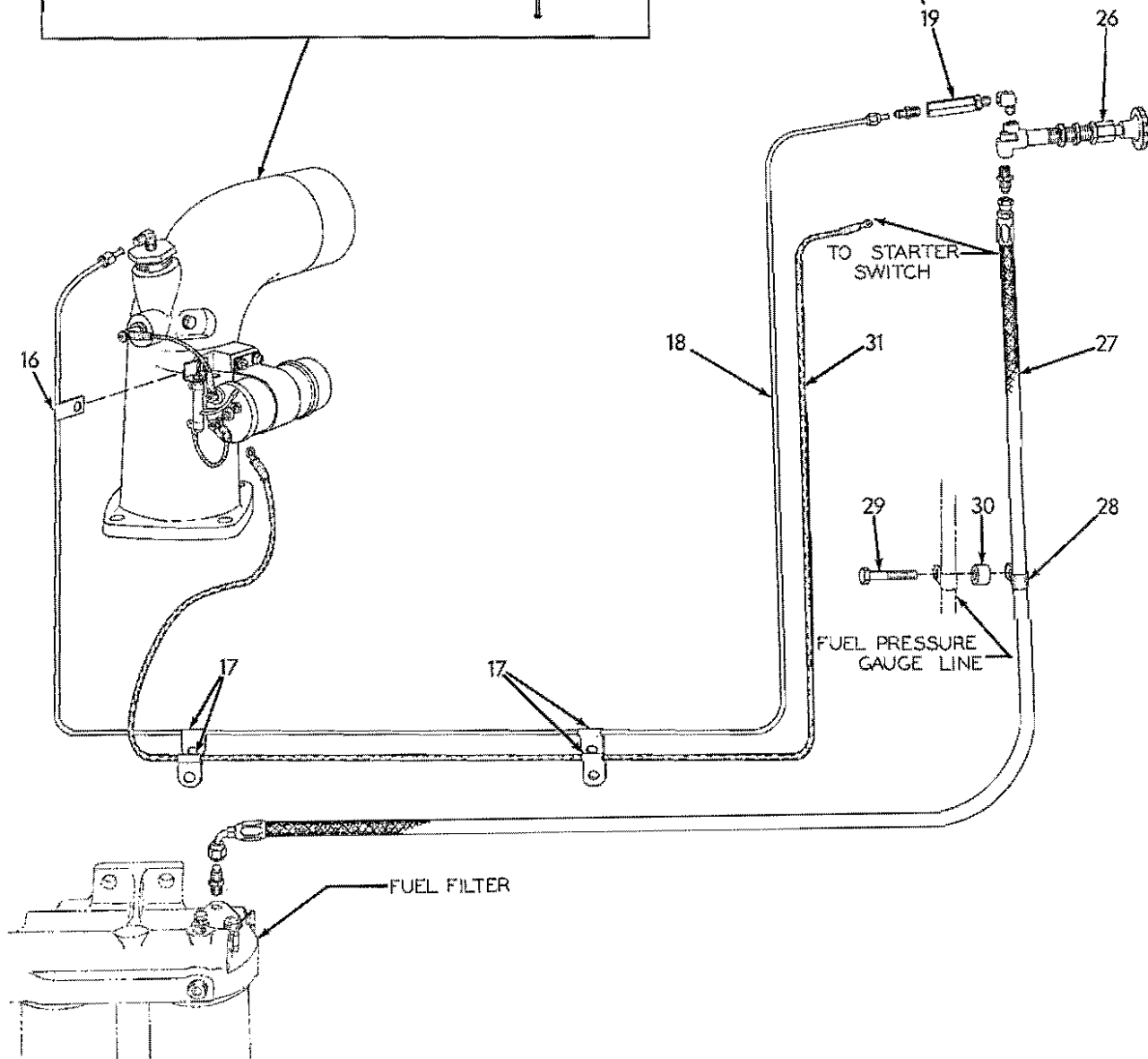
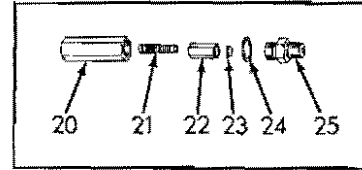
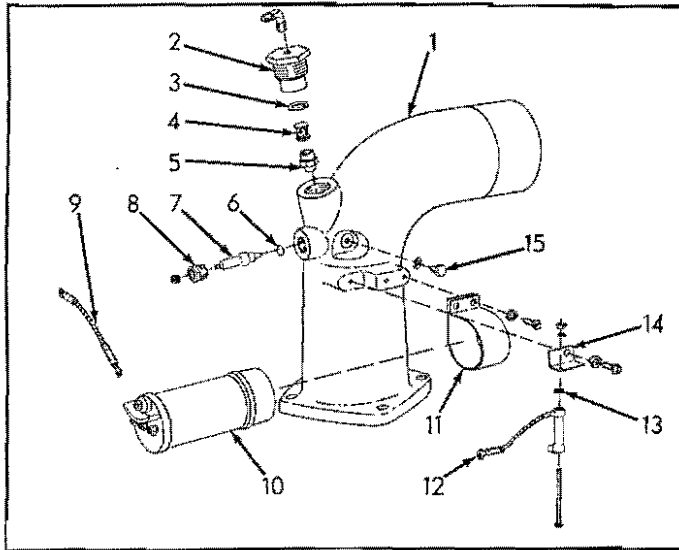
USAGE: Special equipment. For units with dry-type AIR CLEANER 650911.

ITEM	PART NO.	QTY.	DESCRIPTION
1	645028	1	RAINCAP (Includes clamp)
2	655258	1	TUBE, extension
3	035061	3	CAPSCREW, 1/2"NC x 1-1/4"
	085453	3	WASHER, plain
	904208	3	LOCKWASHER, 1/2"
	911028	3	NUT, 1/2"NC
4	655064	1	CLAMP, gasket
	920613	1	CAPSCREW, 3/8"NF x 3"
	900817	2	WASHER, plain, U.S. std., 3/8"
	904206	1	LOCKWASHER, 3/8"
	911041	1	NUT, 3/8"NF

(Continued)

AIR INTAKE EXTENSION (Continued)

ITEM	PART NO.	QTY.	DESCRIPTION
5	655044	1	WASHER, extension pipe gasket
6	655045	1	GASKET, extension pipe
7	655139	1	ADAPTER, air intake (Replaces std. ADAPTER 650886)
	047478	6	CAPSCREW, 1/4"NC x 5/8"
	904204	6	LOCKWASHER, 1/4"
	911114	6	WASHER, plain, SAE std., 1/4"
8	655253	1	ROD, bracing, right side
	911043	1	NUT, 1/2"NF
	917666	1	YOKE, rod end, adjustable, 1/2"NF
	912192	2	CAPSCREW, 1/2"NF x 1-3/4"
	038234	2	NUT, high, 1/2"NF
9	655096	1	ROD, bracing, left side
	911043	1	NUT, 1/2"NF
	917666	1	YOKE, rod end, adjustable, 1/2"NF
	912192	2	CAPSCREW, 1/2"NF x 1-3/4"
	038234	2	NUT, high, 1/2"NF
10	067902	4	BOLT, eye
	911043	8	NUT, 1/2"NF
11	085453	4	WASHER, hood reinforcing



ENGINE AIR HEATER

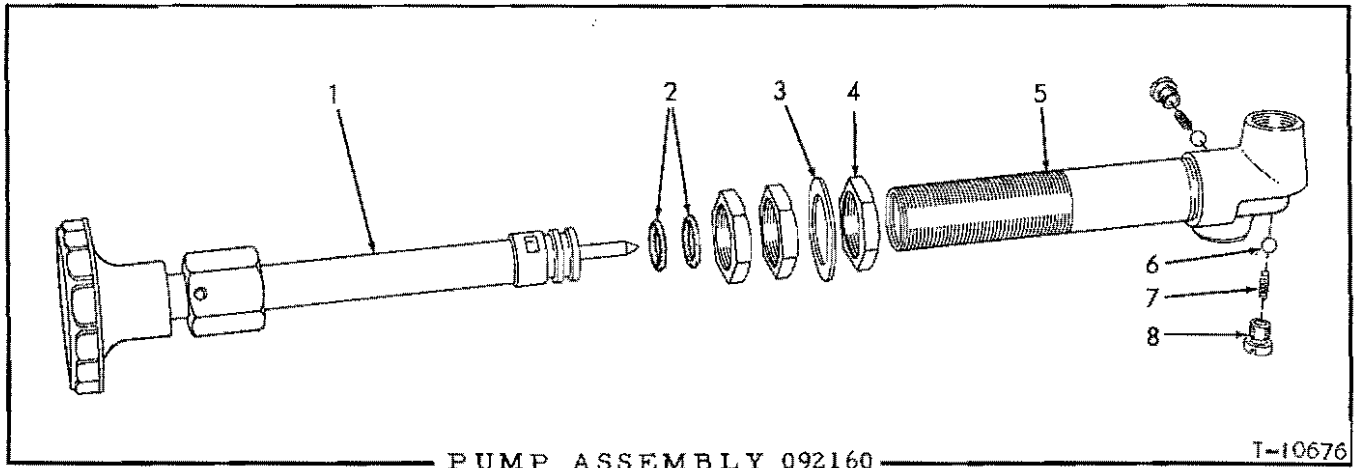
USAGE: Special equipment. For all units except those equipped with Engine Primer.

ITEM	PART NO.	QTY.	DESCRIPTION
1	097512	1	ELBOW, air intake (Replaces standard ELBOW 097486)
2	088038	1	BUSHING, spray nozzle
3	630787	1	WASHER, spray nozzle
4	631225	1	STRAINER ASSEMBLY, spray nozzle (1 body and 1 screen)
5	631224	1	NOZZLE ASSEMBLY, spray (Includes item 4)
6	631566	1	GASKET, insulator
7	631226	1	INSULATOR PACKAGE (Includes terminal nut and item 6)
8	630828	1	NUT, insulator retaining
9	051006	1	CABLE, coil to insulator
10	097026	1	COIL, ignition (Serviced only as a unit)
11	631199	1	BRACKET, ignition coil mounting
	912226	2	SCREW, machine, fil-hd., 1/4"NC x 5/8"
	904204	2	LOCKWASHER, 1/4"
12	630830	1	RESISTOR
	915922	1	SCREW, machine #8-32 x 2-1/4"
	915923	1	LOCKWASHER, external teeth, #8
	907154	1	NUT, #8-32
13	631198	1	WASHER, insulating
14	644133	1	BRACKET, resistor mounting
	912226	1	SCREW, machine, fil-hd., 1/4"NC x 5/8"
	904204	1	LOCKWASHER, 1/4"
15	630827	1	SCREW ASSEMBLY, electrode (1 screw and 1 electrode)
	904204	1	LOCKWASHER, 1/4"
16	200479	1	CLIP, tube supporting (3/16" diam., 13/32" bolt-hole)
17	223502	4	CLIP, supporting, tube and cable (3/16" diam., 17/32" bolt-hole)
18	094665	1	TUBE ASSEMBLY, pump to nozzle (Includes nuts)
	919204	1	ELBOW, flare type, 3/16" tube, 1/8"NPT male
	919244	1	CONNECTOR, flare type, 3/16" tube, 1/8"NPT male
19	094642	1	VALVE ASSEMBLY, check (Consists of items 20 thru 25)
20	094890	1	BODY, check valve
21	048603	1	SPRING, check valve
22	048608	1	PLUNGER, check valve
23	048606	1	DISC, check valve
24	630713	1	WASHER, check valve

(Continued)

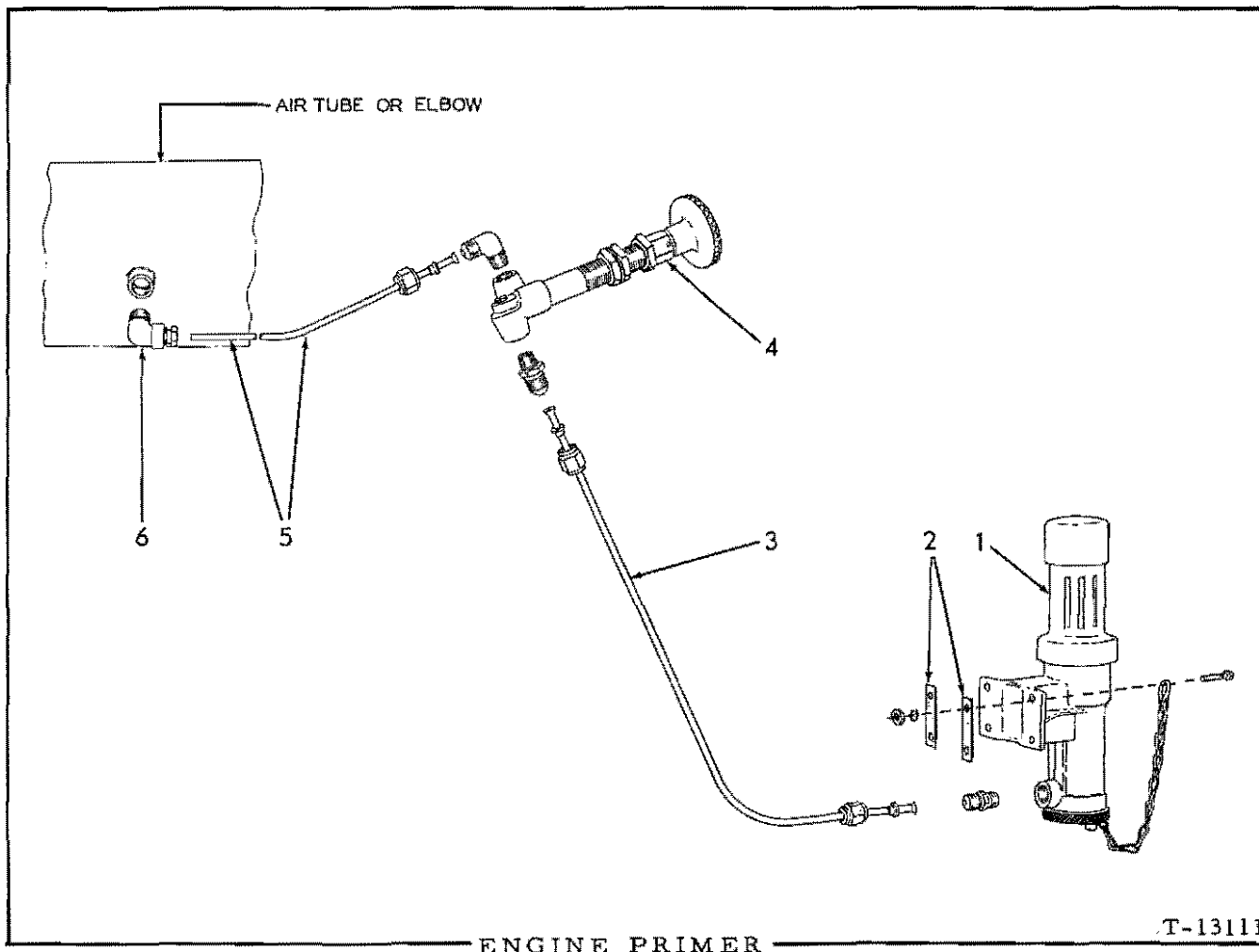
ENGINE AIR HEATER (Continued)

ITEM	PART NO.	QTY.	DESCRIPTION
25	092793	1	CONNECTOR, check valve
26	092160	1	PUMP ASSEMBLY (See page 85 for parts)
	915399	1	ELBOW, street, 90°, brass, 1/8"NPT
27	643723	1	HOSE, fuel filter to pump (See HOSE PARTS)
	919171	2	CONNECTOR, flare type, 1/4" tube, 1/8"NPT male
28	644006	1	CLIP, hose supporting
29	046419	1	CAPSCREW, 3/8"NF x 2"
30	073106	1	SPACER, hose clip
31	067177	1	CABLE, switch to coil



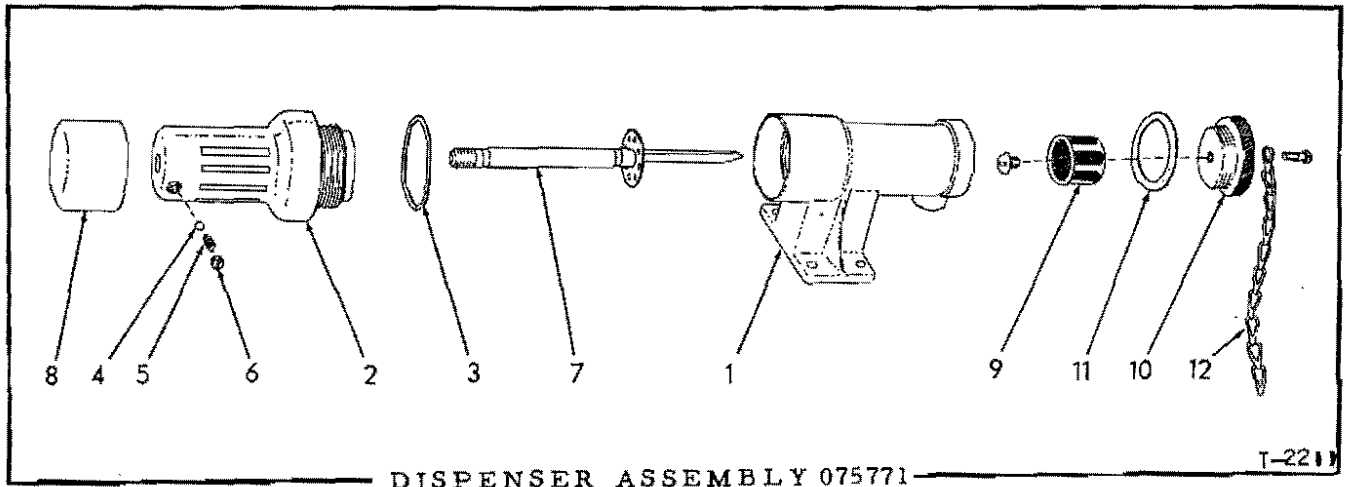
USAGE: See pages 83 and 86

ITEM	PART NO.	QTY.	DESCRIPTION
1	-----	1	PISTON ASSEMBLY (Not serviced separately)
2	923560	2	O-RING, plunger
3	066873	1	WASHER, mounting
4	066872	3	NUT, mounting
5	-----	1	BARREL ASSEMBLY (Not serviced separately)
6	066876	2	BALL, check valve (5/32" diam.)
7	066875	2	SPRING, check valve
8	066874	2	RETAINER, check valve



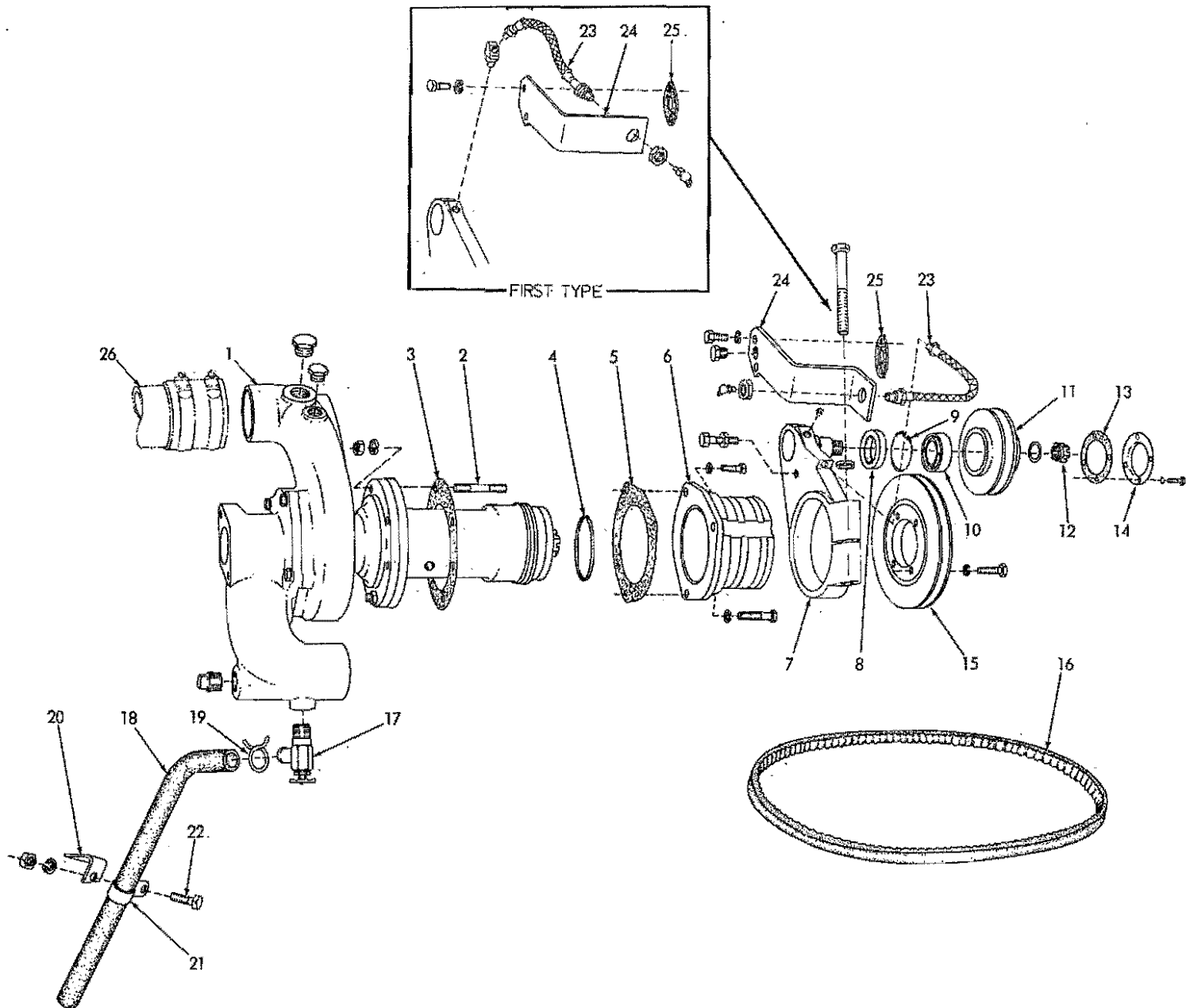
USAGE: Special equipment. For all units except those equipped with Air Heater

ITEM	PART NO.	QTY.	DESCRIPTION
1	075771	1	DISPENSER ASSEMBLY, priming fuel (See page 87 for parts)
	913706	4	CAPSCREW, #10-24NC x 1"
	904203	4	LOCKWASHER, #10
	901310	4	NUT, #10-24NC
2	066261	6	GASKET, dispenser mounting
3	-----	1	TUBE, dispenser to pump (Order item 7)
	915488	2	NUT, Sealastic, 1/8" tube
	915486	2	RING, Sealastic, 1/8" tube (Includes ferrule)
	915556	2	CONNECTOR, Sealastic, 1/8" tube, 1/8"NPT male
4	092160	1	PUMP ASSEMBLY (See page-85 for parts)
5	-----	1	TUBE, pump discharge (Order item 7)
	915488	1	NUT, Sealastic, 1/8" tube
	915486	1	RING, Sealastic, 1/8" tube (Includes ferrule)
	915557	1	ELBOW, Sealastic, 1/8" tube, 1/8"NPT male
6	066517	1	ELBOW ASSEMBLY, fuel spray (Includes nozzle, nut and sleeve. Serviced only as a unit)
7	066253	-	TUBING, copper, 1/8"O.D., 10ft. roll (Use as req'd)(Not Illustrated)



USAGE: See page 86

ITEM	PART NO.	QTY.	DESCRIPTION
1	068878	1	BODY, fuel dispenser
2	068879	1	CHAMBER, fuel dispenser
3	069164	1	GASKET, fuel dispenser chamber
4	905357	1	BALL, steel, 3/16" diam.
5	066251	1	SPRING, plunger locking ball
6	066252	1	PLUG, retaining, locking ball spring
7	066255	1	PLUNGER, fuel dispenser
8	068881	1	KNOB, fuel dispenser plunger
9	068875	1	STRAINER, fuel dispenser
	915432	1	SCREW, machine, 1/4"NC x 5/16"
10	075770	1	PLUG, fuel dispenser strainer
11	068876	1	GASKET, fuel dispenser strainer plug
12	075769	1	CHAIN, strainer plug retaining
	901781	1	SCREW, machine, fil-hd., #10-32NF x 1/2"



WATER PUMP

T-37186

WATER PUMP

* Engines prior to serial No. 16-07405 (11/16" belt)
 ** Engines serial No. 16-07405 and up (1/2" belt)

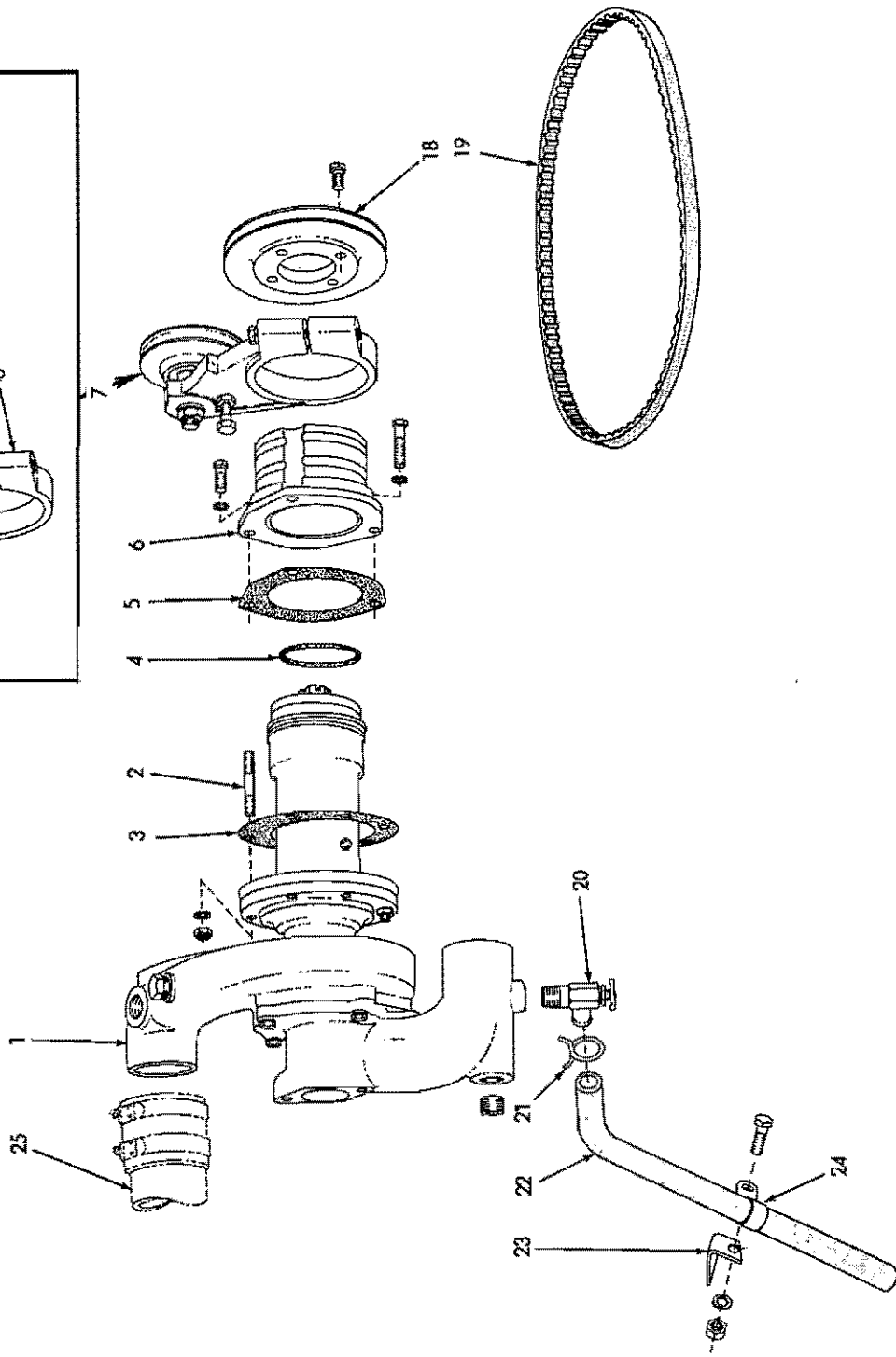
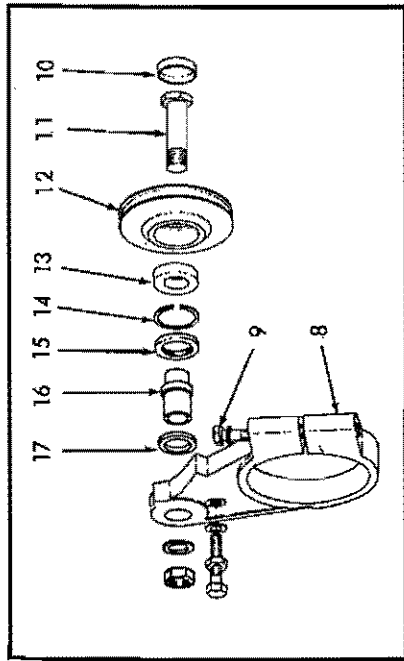
ITEM	PART NO.	QTY.		DESCRIPTION
		*	**	
1	4387607	1	1	PUMP ASSEMBLY (See page 91 for parts)
	918887	1	1	PLUG, pipe, hex-socket, 3/8"NPT
	920333	1	1	PLUG, pipe, hex-hd., 3/8"NPT
	921073	1	1	PLUG, pipe, hex-hd., 1"NPT (Used prior to engine #16-07836)
2	4513810	5	5	STUD, attaching
	904206	5	5	LOCKWASHER, 3/8"
	910123	5	5	NUT, 3/8"NF
3	4376398	1	1	□GASKET, pump mounting
4	923935	1	1	□O-RING, pump body
5	4361740	1	1	□GASKET, idler support
6	4386855	1	1	SUPPORT, belt tightening idler
	919224	1	1	CAPSCREW, 3/8"NC x 1-1/8"
	912069	2	2	CAPSCREW, 3/8"NC x 2-1/2"
	904206	3	3	LOCKWASHER, 3/8"
7	4388518	1	-	BRACKET, idler pulley
	915275	1	-	FITTING, lubricating, 65°, 1/8"NPT (Engines prior to #16-05014)
	4388339	-	1	□BRACKET, idler pulley
	919134	-	1	□PLUG, pipe, hex-hd., 1/8"NPT
	916320	1	1	CAPSCREW, 1/2"NC x 4" (clamp)
	904208	1	1	LOCKWASHER, 1/2"
	916314	1	1	CAPSCREW, 1/2"NC x 2" (adjustment)
	910510	1	1	NUT, jam, 1/2"NC
8	4254670	1	1	SEAL, oil, idler pulley
9	4254100	1	1	RING, snap, idler pulley
10	4255031	1	1	BEARING, ball, idler pulley
11	4387294	1	-	PULLEY, idler
	4388253	-	1	□PULLEY, idler
12	917626	1	1	NUT, self-locking, 3/4"NF
	910819	1	1	WASHER, plain
13	4347752	1	1	GASKET, idler pulley cover
14	4347751	1	1	COVER, idler pulley
	915343	4	4	CAPSCREW, 1/4"NC x 5/8"
	904204	4	4	LOCKWASHER, 1/4"
15	4386824	1	-	PULLEY
	916225	4	-	CAPSCREW, 3/8"NF x 1"
	904206	4	-	LOCKWASHER, 3/8"
	4388240	-	1	□PULLEY
	4751643	-	4	□BOLT (self-locking, 3/8"NF x 1")

(Continued)

WATER PUMP (Continued)

ITEM	PART NO.	QTY. * **	DESCRIPTION
16	4388434	1 -	BELT, pump driving
	645829	1 -	BELT, pump driving (Special. Used only on Model HD16D tractors prior to June 1965 when equipped with optional Light-duty Radiator Shell)
	4388326	- 1	□BELT, pump driving
17	089894	1 1	COCK, water drain
18	643744	1 1	HOSE, water drain
19	089107	1 1	CLAMP, hose, spring type, 15/16" diam.
20	096208	1 1	ANGLE, supporting, water drain hose
21	069657	1 1	CLIP, drain hose
22	035167	1 1	CAPSCREW, 3/8"NF x 7/8"
	904206	1 1	LOCKWASHER, 3/8"
	911041	1 1	NUT, 3/8"NF
23	605782	1 1	HOSE, lubricating (Effective with engine #16-05014)
	922194	1 1	ELBOW, adapting, 60°, 1/8"NPT male and female (Used prior to engine #16-07405)
	915275	1 1	FITTING, lubricating, 65°, 1/8"NPT
	903574	1 1	NUT, jam, 5/8"NC
24	4387993	1 -	BRACKET, lubricating hose (Engines #16-05014 and up)
	4390887	- 1	□BRACKET, lubricating hose
	920333	- 1	PLUG, pipe, hex-hd., 3/8"NPT
	915408	2 2	CAPSCREW, 3/8"NC x 3/4"
	904206	2 2	LOCKWASHER, 3/8"
25	4371027	1 1	□GASKET, lubricating hose bracket (Effective with engine #16-05014)
26	-----	1 1	HOSE (See WATER INLET MANIFOLD AND HEAT EXCHANGER)





T-75050

WATER PUMP (Second type)

WATER PUMP

USAGE: Engines serial No. 16-09529 and up

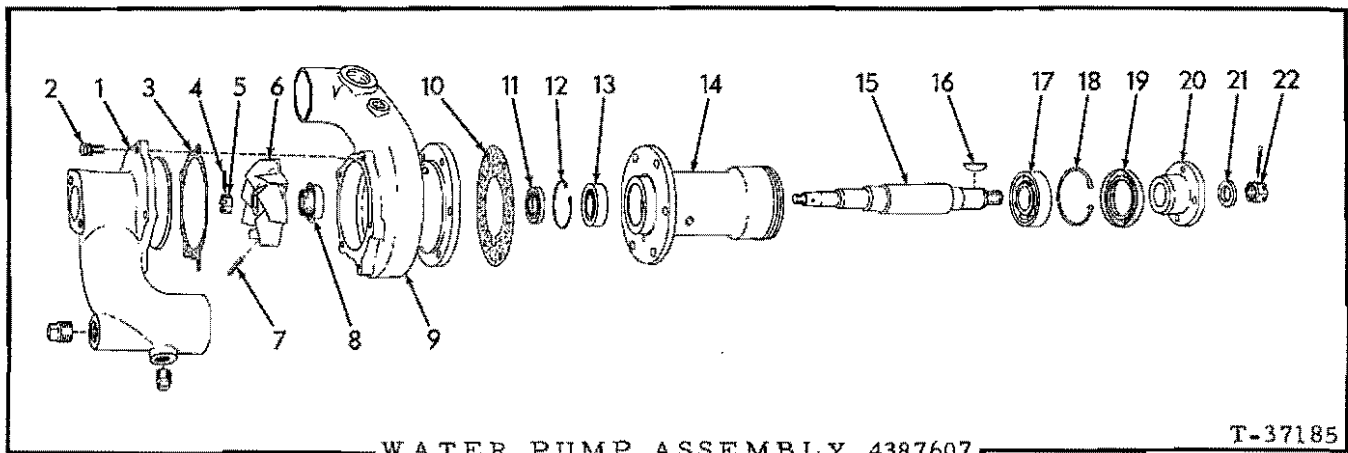
ITEM	PART NO.	QTY.	DESCRIPTION
1	4387607	1	PUMP ASSEMBLY (See page 91 for parts)
	918887	1	PLUG, pipe, hex-socket, 3/8"NPT
	920333	1	PLUG, pipe, hex-hd., 3/8"NPT
2	4513810	5	STUD, attaching
	904206	5	LOCKWASHER, 3/8"
	910123	5	NUT, 3/8"NF
3	4376398	1	□GASKET, pump mounting
4	923935	1	□O-RING, pump body
5	4361740	1	□GASKET, idler support
6	4386855	1	SUPPORT, belt tightening idler
	919224	1	CAPSCREW, 3/8"NC x 1-1/8"
	912069	2	CAPSCREW, 3/8"NC x 2-1/2"
	904206	3	LOCKWASHER, 3/8"
7	4391651	1	IDLER ASSEMBLY, belt tightening (Consists of items 8 thru 17)
8	4390120	1	BRACKET, idler
	916314	1	CAPSCREW, 1/2"NC x 2"
	910510	1	NUT, jam, 1/2"NC
	904208	1	LOCKWASHER, 1/2"
9	924863	1	SCREW, bracket clamping (1/2"NC x 3-3/4")
10	4255110	1	CAP, idler pulley
11	4390655	1	BOLT, idler pulley
	910847	1	NUT, jam, 3/4"NF
	923421	1	WASHER, plain
12	4391650	1	PULLEY, idler
13	4391154	1	BEARING, ball, idler pulley
14	4254100	1	RING, snap, idler pulley
15	4255839	1	SEAL, oil, idler pulley
16	4390992	1	SHAFT, idler pulley
17	4391687	1	SPACER, idler shaft
18	4391593	1	PULLEY, idler
	4752002	4	BOLT (self-locking, 3/8"NF x 1/2")
19	4391351	1	BELT, pump driving
20	089894	1	COCK, water drain
21	089107	1	CLAMP, hose, spring type, 15/16" diam.
22	643744	1	HOSE, water drain
23	096208	1	ANGLE, supporting, water drain hose
24	069657	1	CLIP, drain hose
	035167	1	CAPSCREW, 3/8"NF x 7/8"
	904206	1	LOCKWASHER, 3/8"
	911041	1	NUT, 3/8"NF
25	-----	1	HOSE (See WATER INLET MANIFOLD AND HEAT EXCHANGER)

Insert in HD16D-DC Parts catalog 662680 (5-67)

Litho in U. S. A.

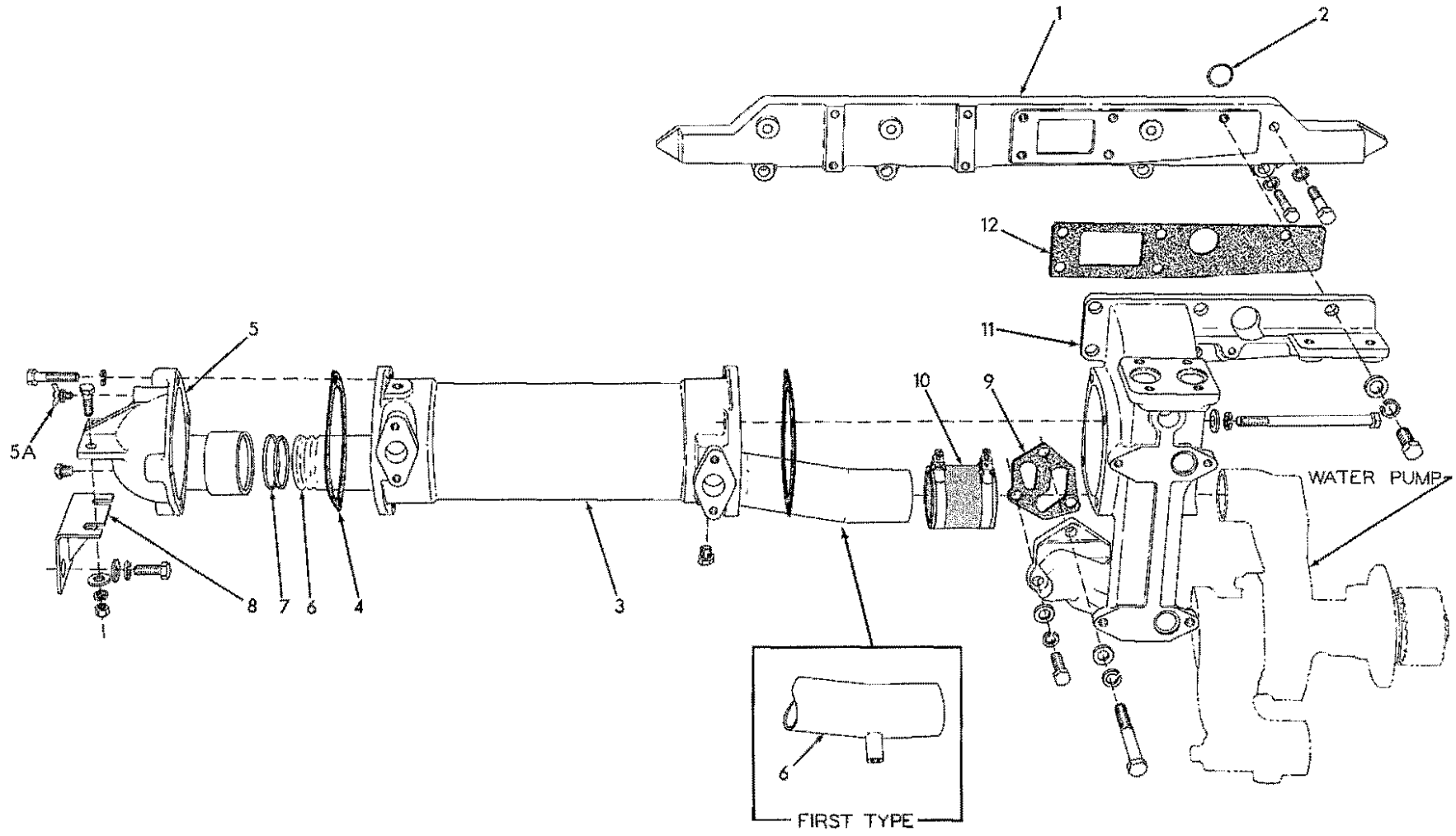
(Added December 1968)





USAGE: See page 89

ITEM	PART NO.	QTY.	DESCRIPTION
1	4375682	1	COVER, pump inlet
	-----	1	PLUG, pipe, 3/8"NPT (bottom)
	-----	1	PLUG, pipe, 1/2"NPT (rear)
2	4041092	4	CAPSCREW ASSEMBLY (Includes lockwasher)
3	4372421	1	GASKET, pump inlet cover
4	4041097	1	PIN, cotter, impeller retaining nut
5	4375686	1	NUT, impeller retaining
6	4389359	1	IMPELLER ASSEMBLY (Includes ceramic insert)
7	4375694	1	PIN, impeller retaining
8	4386862	1	SEAL ASSEMBLY (Serviced only as a unit)
9	4387609	1	BODY, pump
10	4387051	1	GASKET, pump body
11	4386927	1	SEAL, oil, rear end (1" shaft diam.)(Used prior to engine #16-05010)
	4387605	1	SEAL, oil, rear end (31/32" shaft diam.)(Effective with engine #16-05010).
12	4254100	1	RING, snap, rear bearing
13	4255338	1	BEARING, roller (rear)
14	4387050	1	SLEEVE, extension
15	4387606	1	SHAFT (If for engines prior to #16-05010 also order SEAL 4387605)
16	4660677	1	KEY, pump shaft
17	4253871	1	BEARING, ball (front)
18	4253318	1	RING, snap, front bearing
19	4254948	1	SEAL, oil, front end
20	4386924	1	HUB, drive
21	4375691	1	WASHER, hub retaining
22	4052167	1	NUT, hub retaining
	900808	1	PIN, cotter, 1/8" x 1-1/2"

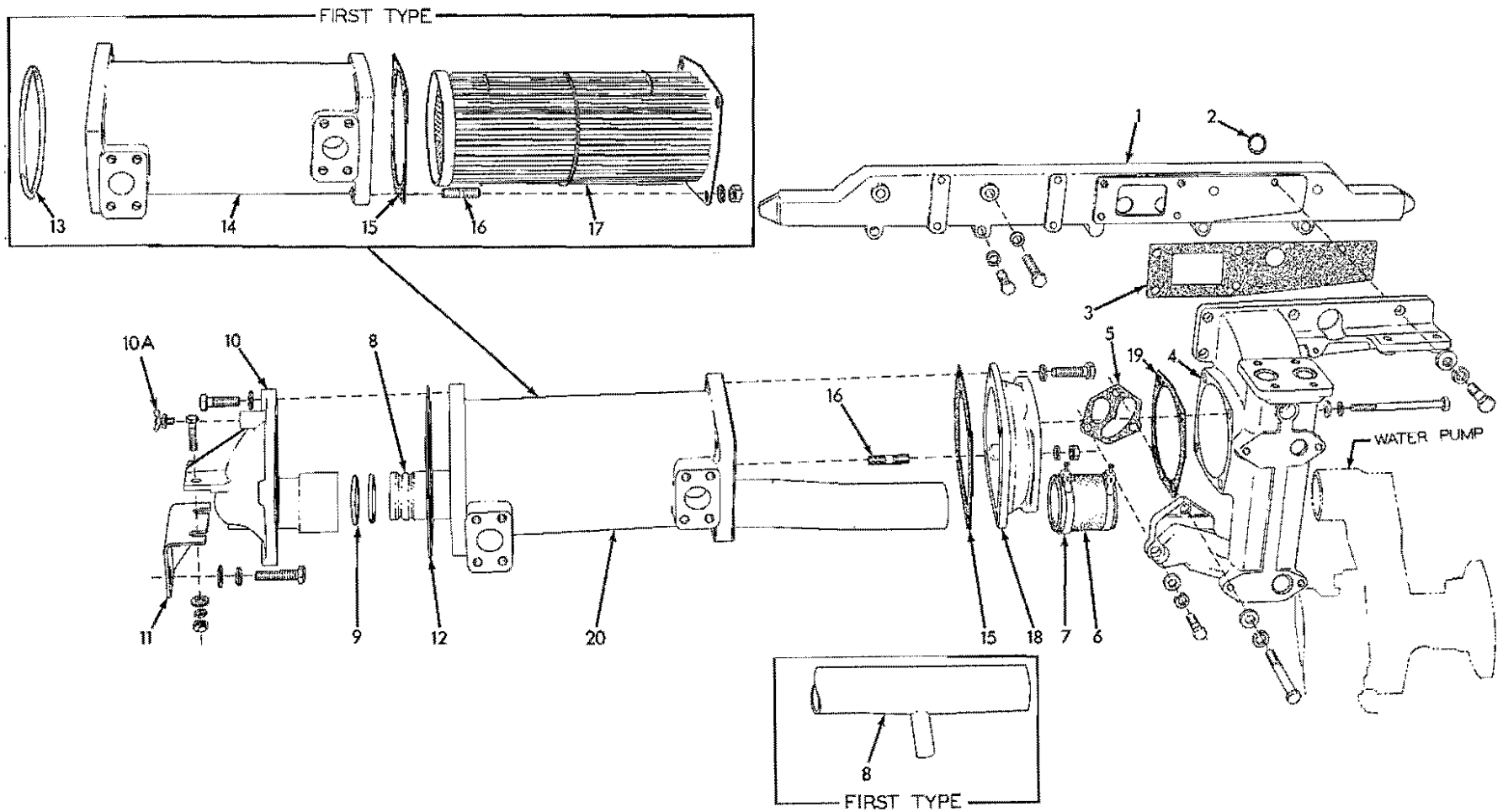


WATER INLET MANIFOLD AND HEAT EXCHANGER (HD16D)

WATER INLET MANIFOLD AND HEAT EXCHANGER

USAGE: Model HD16D

ITEM	PART NO.	QTY.	DESCRIPTION
1	4389289	1	MANIFOLD, water inlet
	919231	4	CAPSCREW, 1/2"NC x 1-7/8"
	916317	4	CAPSCREW, 1/2"NC x 2-3/4"
	904208	8	LOCKWASHER, 1/2"
2	923576	12	□O-RING, water inlet manifold
3	4377645	1	EXCHANGER, heat, engine clutch oil
	919840	1	PLUG, pipe, hex-hd., 1/4"NPT
	916322	4	CAPSCREW, 1/2"NC x 5"
	904208	4	LOCKWASHER, 1/2"
	916009	4	WASHER, plain
4	4371160	2	□GASKET, heat exchanger
5	4388463	1	BONNET, heat exchanger (If for engines prior to #16-07612 also order item 5A)
	919840	1	PLUG, pipe, hex-hd., 1/4"NPT
	914847	2	CAPSCREW, 3/8"NC x 1-1/2"
	911115	2	WASHER, plain, SAE std., 3/8"
	904206	2	LOCKWASHER, 3/8"
	910324	2	NUT, 3/8"NC
	919231	4	CAPSCREW, 1/2"NC x 1-7/8"
	904208	4	LOCKWASHER, 1/2"
5A	4255363	1	COCK, vent, heat exchanger bonnet (Effective with engine #16-07612)
6	{ 4386957	1	TUBE, pump to bonnet (Used prior to engine #16-07836)
	{ 4388501	1	TUBE, pump to bonnet (Effective with engine #16-07836)
7	4254806	2	□O-RING, bonnet tube
8	4377248	1	BRACKET, supporting, heat exchanger
	922290	2	CAPSCREW, 1/2"NC x 2"
	904208	2	LOCKWASHER, 1/2"
	910244	2	WASHER, plain, SAE std., 1/2"
9	4386495	1	□GASKET, manifold to block
10	4378843	1	HOSE, heat exchanger to water pump
	4253464	2	CLAMP, hose
11	{ 4377455	1	MANIFOLD ASSEMBLY, water and oil (Includes PLUGS 904224) (Used prior to engine #16-05686)
	{ 904224	2	PLUG, pipe, ctsk-hd., 3/4"NPT
	{ -----	1	MANIFOLD, water and oil (Used on engines #16-05686 thru #16-07163. Order MANIFOLD 4388147 and BONNET 4389840)
	{ 4388147	1	MANIFOLD, water and oil (Effective with engine #16-07164)
	916311	5	CAPSCREW, 1/2"NC x 1-1/4"
	915987	2	CAPSCREW, 1/2"NC x 1-1/2"
	914399	1	CAPSCREW, 1/2"NC x 3-3/4" (Used prior to engine #16-05686)
	916320	1	CAPSCREW, 1/2"NC x 4" (Effective with engine #16-05686)
	904208	8	LOCKWASHER, 1/2"
	912333	8	WASHER, plain
12	4389291	1	□GASKET, water and oil manifold



WATER INLET MANIFOLD AND HEAT EXCHANGER (Model HD16DC)

T-39342

WATER INLET MANIFOLD AND HEAT EXCHANGER

USAGE: Model HD16DC

* Engines prior to serial No. 16-07560
 ** Engines serial No. 16-07560 and up

ITEM	PART NO.	QTY.		DESCRIPTION
		*	**	
1	4389289	1	1	MANIFOLD, water inlet
	919231	4	4	CAPSCREW, 1/2"NC x 1-7/8"
	916317	4	4	CAPSCREW, 1/2"NC x 2-3/4"
	904208	8	8	LOCKWASHER, 1/2"
2	923576	12	12	O-RING, water inlet manifold
3	4389291	1	1	GASKET, water and oil manifold
4	4377455	1	-	MANIFOLD ASSEMBLY, water and oil (Includes PLUGS 904224) (Used prior to engine #16-05686)
	904224	2	-	PLUG, pipe, ctsk-hd., 3/4"NPT
	-----	1	1	MANIFOLD, water and oil (Engines #16-05686 thru #16-07163. Order MANIFOLD 4388147 and BONNET 4389840)
	4388147	-	1	MANIFOLD, water and oil (Engines #16-07164 and up)
	916311	5	5	CAPSCREW, 1/2"NC x 1-1/4"
	915987	2	2	CAPSCREW, 1/2"NC x 1-1/2"
	914399	1	-	CAPSCREW, 1/2"NC x 3-3/4" (Used prior to engine #16-05686)
	916320	1	1	CAPSCREW, 1/2"NC x 4" (Effective with engine #16-05686)
	904208	8	8	LOCKWASHER, 1/2"
	912333	8	8	WASHER, plain
5	4386495	1	1	GASKET, manifold to block
6	4378843	1	1	HOSE, heat exchanger to water pump
7	4253464	2	2	CLAMP, hose
8	4386957	1	1	TUBE, pump to bonnet (Used prior to engine #16-07836)
	4388501	-	1	TUBE, pump to bonnet (Effective with engine #16-07836)
9	4254806	2	2	O-RING, bonnet tube
10	4388464	1	1	BONNET, heat exchanger (If for engines prior to #16-08163 also order item 10A)
	915987	4	4	CAPSCREW, 1/2"NC x 1-1/2"
	904208	4	4	LOCKWASHER, 1/2"
	914847	2	2	CAPSCREW, 3/8"NC x 1-1/2"
	911115	2	2	WASHER, plain, SAE std., 3/8"
	904206	2	2	LOCKWASHER, 3/8"
	910324	2	2	NUT, 3/8"NC
	920333	1	1	PLUG, pipe, hex-hd., 3/8"NPT (Early units)
10A	4255363	-	1	COCK, vent, heat exchanger bonnet (Effective with engine #16-08163)
11	4377248	1	1	BRACKET, supporting, heat exchanger
	922290	2	2	CAPSCREW, 1/2"NC x 2"
	910244	2	2	WASHER, plain, SAE std., 1/2"
	904208	2	2	LOCKWASHER, 1/2"
12	4386223	1	1	GASKET, heat exchanger bonnet
13	923605	1	-	O-RING, heat exchanger
14	4387259	1	-	HOUSING, heat exchanger

(Continued)

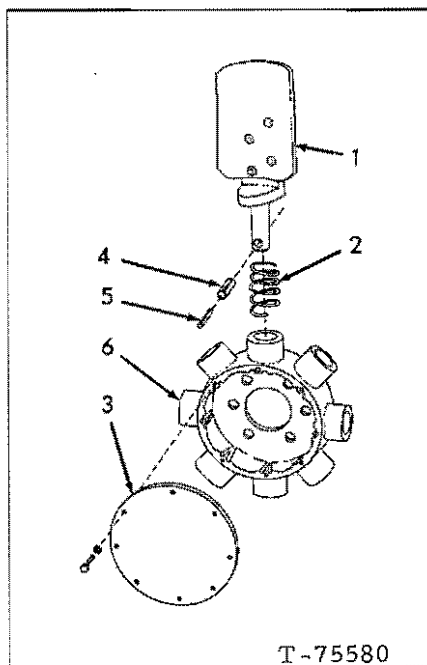
WATER INLET MANIFOLD AND HEAT EXCHANGER (Continued)

ITEM	PART NO.	QTY.	DESCRIPTION
		* **	
15	4386856-1	2 1	□ GASKET, heat exchanger to adaptor
16	4367187-4	4 1	STUD, heat exchanger housing
	0910195-7	4 1	NUT, 1/2"NF
	0904208-6	4 1	LOCKWASHER, 1/2"
17	-----	1 -	TUBE-BUNDLE, heat exchanger (Order item 20)
18	4386196-2	1 1	ADAPTOR, heat exchanger
	0916322-1	4 4	CAPSCREW, 1/2"NC x 5"
	0904208-6	4 4	LOCKWASHER, 1/2"
	0916009-4	4 4	WASHER, plain
19	4371160-5	1 1	□ GASKET, adaptor to manifold
20	4389045-8	- 1	EXCHANGER, heat
	0915987-2	- 3	CAPSCREW, 1/2"NC x 1-1/2"
	0904208-6	- 3	LOCKWASHER, 1/2"

REVERSIBLE FAN PARTS
("Huber")

USAGE: See page 97

* 0666517-8 FAN ASSEMBLY
** 0669134-9 FAN ASSEMBLY



ITEM	PART NO.	QTY.	DESCRIPTION
		* **	
1	-----	6 8	BLADE (See NOTE below)
2	{ 0668595-2	6 -	SPRING
	{ 0668596-0	- 8	SPRING
3	{ 0668593-7	1 -	COVER, dust
	{ 0668594-5	- 1	COVER, dust
	0926339-3	6 8	CAPSCREW, #10-24 x 5/16" (Includes lockwasher)
4	{ 0921839-7	6 -	PIN, blade retaining, outer (5/16"O.D.)
	{ 0918623-0	- 8	PIN, blade retaining, outer (3/8"O.D.)
5	{ 0915989-8	6 -	PIN, blade retaining, inner (3/16"O.D.)
	{ 0927229-5	- 8	PIN, blade retaining, inner (7/32"O.D.)
6	-----	1 1	HUB (See NOTE below)

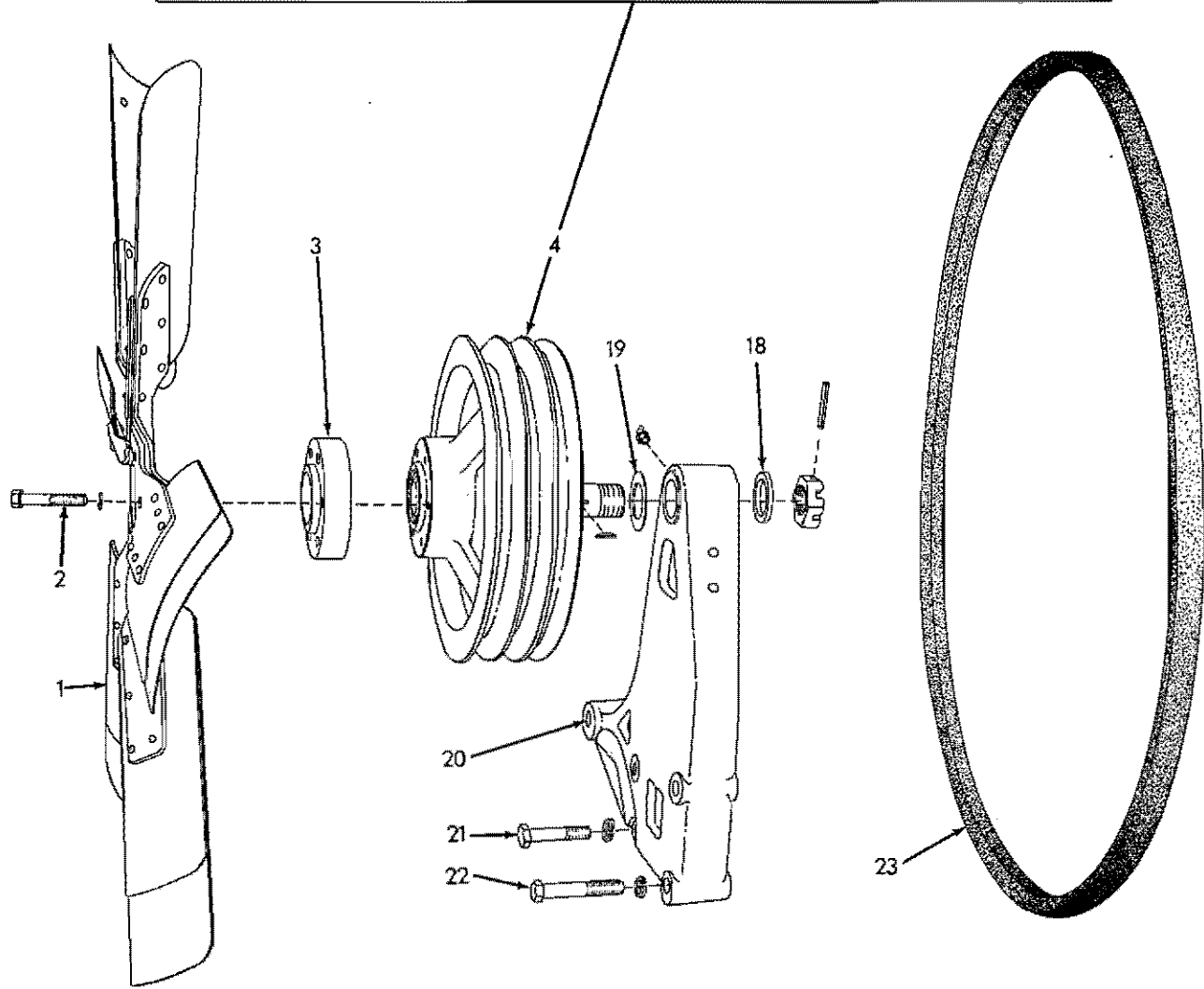
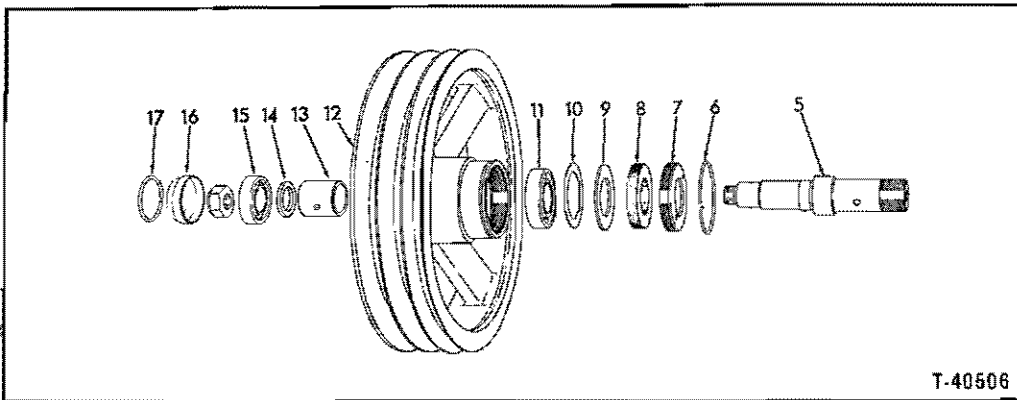
NOTE: Blade and Hub replacement require precision balancing. Return complete fan to HUBER REVERSIBLE FAN CO., 2103 Hershey Rd., Erie, Pennsylvania 16509.

FAN

* All units except HD16D equipped with optional Light-duty Radiator Shell
 ** Model HD16D equipped with optional Light-duty Radiator Shell

ITEM	PART NO.	QTY.	DESCRIPTION	
		* **		
			NOTE: See RADIATOR AND MOUNTING for listing of Fan Guard	
1	0083658-5	1 -	FAN (Suction type, 6-blade)	
	0645825-1	- 1	FAN (Suction type, 8-blade)(Used prior to tractor #7475)	
	0648754-0	- 1	FAN (Suction type, 6-blade)(Effective with tractor #7475)	
	0083524-9	1 -	FAN (Push type, 3-1/4" deep)(Model HD16DC)	
	0084222-9	1 -	FAN (Push type, 2-1/2" deep)(Model HD16D)	
	0666517-8	1 -	FAN ASSY., reversible (Optional)	
	0669134-9	- 1	FAN ASSY., reversible (Optional)	
			} See page 96 for parts)	
2	0058793-1	6 -	CAPSCREW, 3/8"NC x 2-1/4"(For FAN 0083658-5 only)	
	0013058-3	6 -	CAPSCREW, 3/8"NC x 1-1/4"(For FAN 0083524-9 only)	
	0053616-9	6 6	CAPSCREW, 3/8"NC x 1-3/4" (For FANS 0645825-1, 0648754-0 and 0084222-9 only)	
	0916271-0	6 6	CAPSCREW, 3/8"NC x 1" (For FAN 0666517-8 and 0669134-9 only)	
	0904206-0	6 6	LOCKWASHER, 3/8"	
3	0083676-7	1 -	SPACER, fan (1"thick)(For use with suction fan only)	
	0089019-4	- 1	SPACER, fan (7/8" thick)(For use with FAN 0645825-1 only)	
	0088526-9	- 1	SPACER, fan (3/4" thick)(For use with FAN 0648754-0 only)	
	0083708-8	1 -	SPACER, fan (9/16" thick)(For use with FAN 0084222-9 only)	
4	0662057-9	1 -	PULLEY ASSY., fan (Consists of items 5 thru 17)	
	0642301-6	- 1	PULLEY ASSY., fan (Consists of items 5 thru 17)	
	0913798-5	1 1	NUT, jam, slotted, 1-1/4"NF	
	0915692-8	1 1	PIN, spring, 1/4" x 1-7/8"	
	0905122-8	1 1	KEY, #7 woodruff, 1/8" x 3/4"	
5	0082829-3	1 -	SPINDLE	
	0910230-2	1 -	PLUG, pipe, slotted-hd., 1/8"NPT	
	0915943-5	1 -	NUT, jam, slotted, 3/4"NF	
	0900808-7	1 -	PIN, cotter, 1/8" x 1-1/2"	
				} Tractors prior #8788
	0662038-9	1 -	SPINDLE	
	0919108-1	1 -	NUT, self-locking, 7/8"NF	
				} Tractors #8788 and up
	0648741-7	- 1	SPINDLE	
4348502-8	- 1	NUT, jam, slotted, 7/8"NF		
0900808-7	- 1	PIN, cotter, 1/8" x 1-1/2"		
6	4371707-3	1 1	RING, snap, fan pulley	
7	4640973-6	1 -	RETAINER, spindle sealing washer	
	4040386-7	- 1	RETAINER, spindle sealing washer	

(Continued)

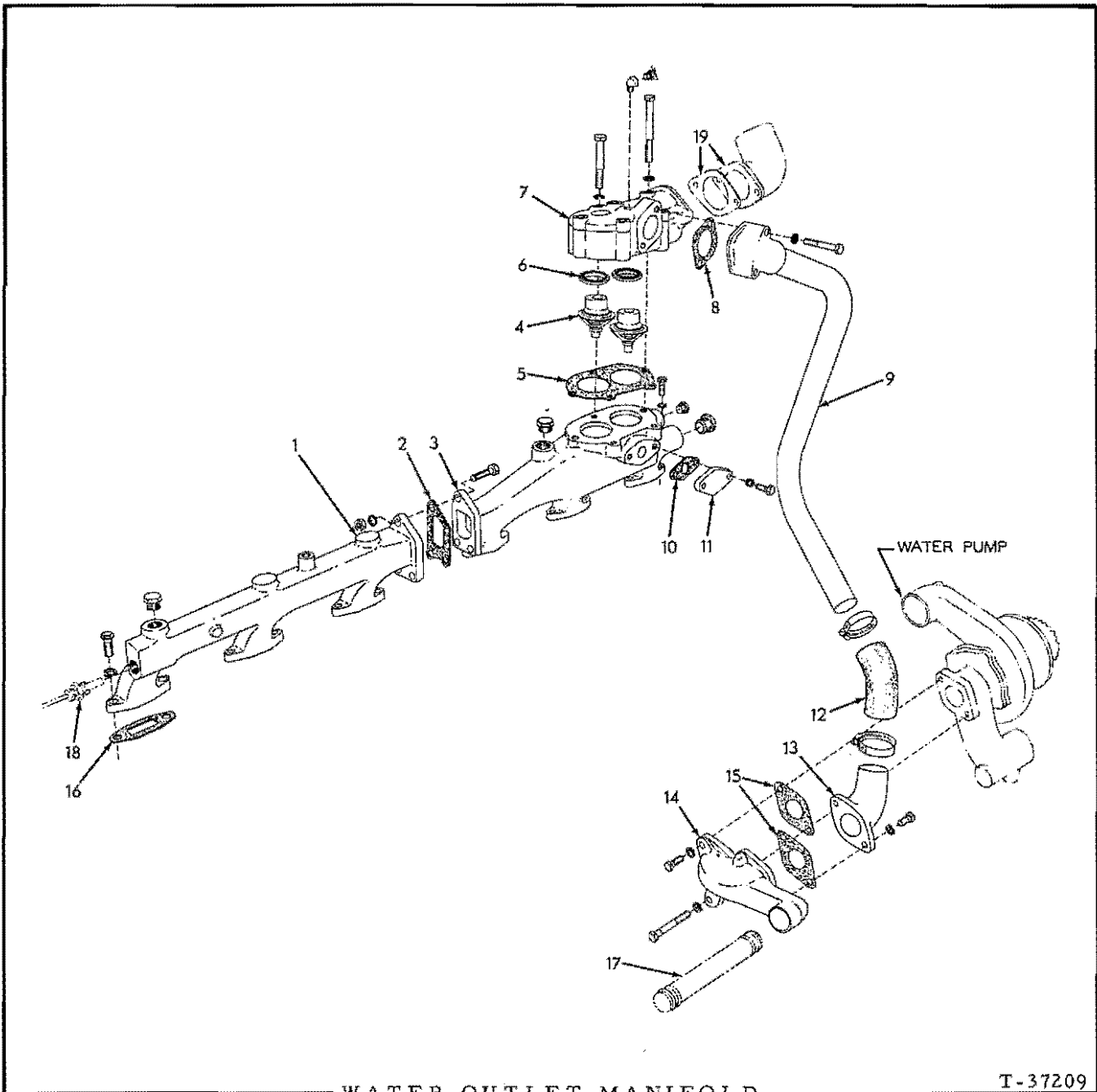


FAN

T-40497

FAN (Continued)

ITEM	PART NO.	QTY. * **	DESCRIPTION
8	0052106-2	1 -	WASHER, spindle sealing
	4040385-9	- 1	WASHER, spindle sealing
9	4640975-1	1 -	WASHER, retaining, rear bearing
	4040384-2	- 1	WASHER, retaining, rear bearing
10	4640976-9	1 -	GASKET, bearing retaining washer (Tractors prior to #8788)
	4640976-9	- 1	GASKET, bearing retaining washer
11	4253863-7	1 -	BEARING, ball, rear (unshielded)(Tractors prior to #8788)
	0075203-0	1 -	BEARING, ball, rear (shielded)(Tractors #8788 and up)
	4253863-7	- 1	BEARING, ball, rear
12	0639237-7	1 -	PULLEY
	4337729-0	- 1	PULLEY
13	0051715-1	1 -	SPACER, spindle bearings
	4040383-4	- 1	SPACER, spindle bearings
14	4640978-5	1 1	WASHER, spacing, front bearing
15	4253862-9	1 1	BEARING, ball, front
16	0088561-6	1 1	CAP, pulley
17	4042081-2	1 1	RING, snap, cap retaining
18	0067962-1	1 1	WASHER, plain
19	0082604-0	- 1	WASHER, spacing
20	0666661-4	1 1	BRACKET, fan mounting
	0915274-5	1 -	FITTING, lubricating, 45°, 1/8"NPT (Tractors prior to #8788)
	0917673-6	1 -	PLUG, pipe, hex-socket, 1/8"NPT (Tractors #8788 and up)
	0915274-5	- 1	FITTING, lubricating, 45°, 1/8"NPT
21	0035712-9	1 1	CAPSCREW, 1/2"NC x 2-1/4"
22	0041917-6	3 3	CAPSCREW, 1/2"NC x 3-1/4"
	0904208-6	4 4	LOCKWASHER, 1/2"
23	0675228-1	1 -	BELT SET (Consists of 2 matched belts)
	0642296-8	- 2	BELT, fan



WATER OUTLET MANIFOLD

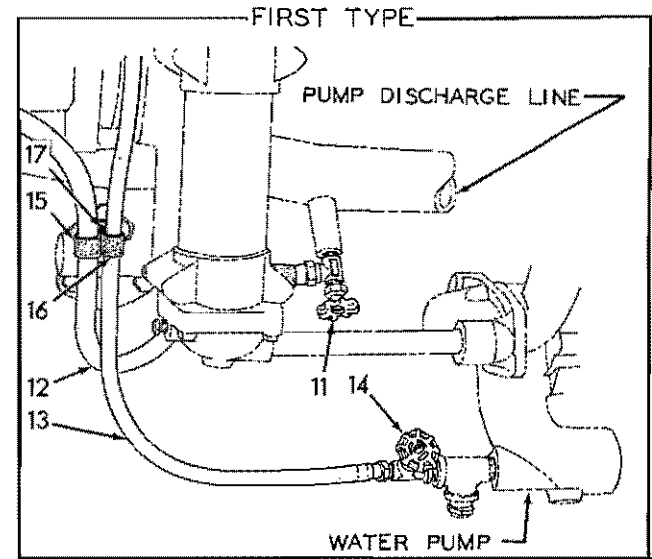
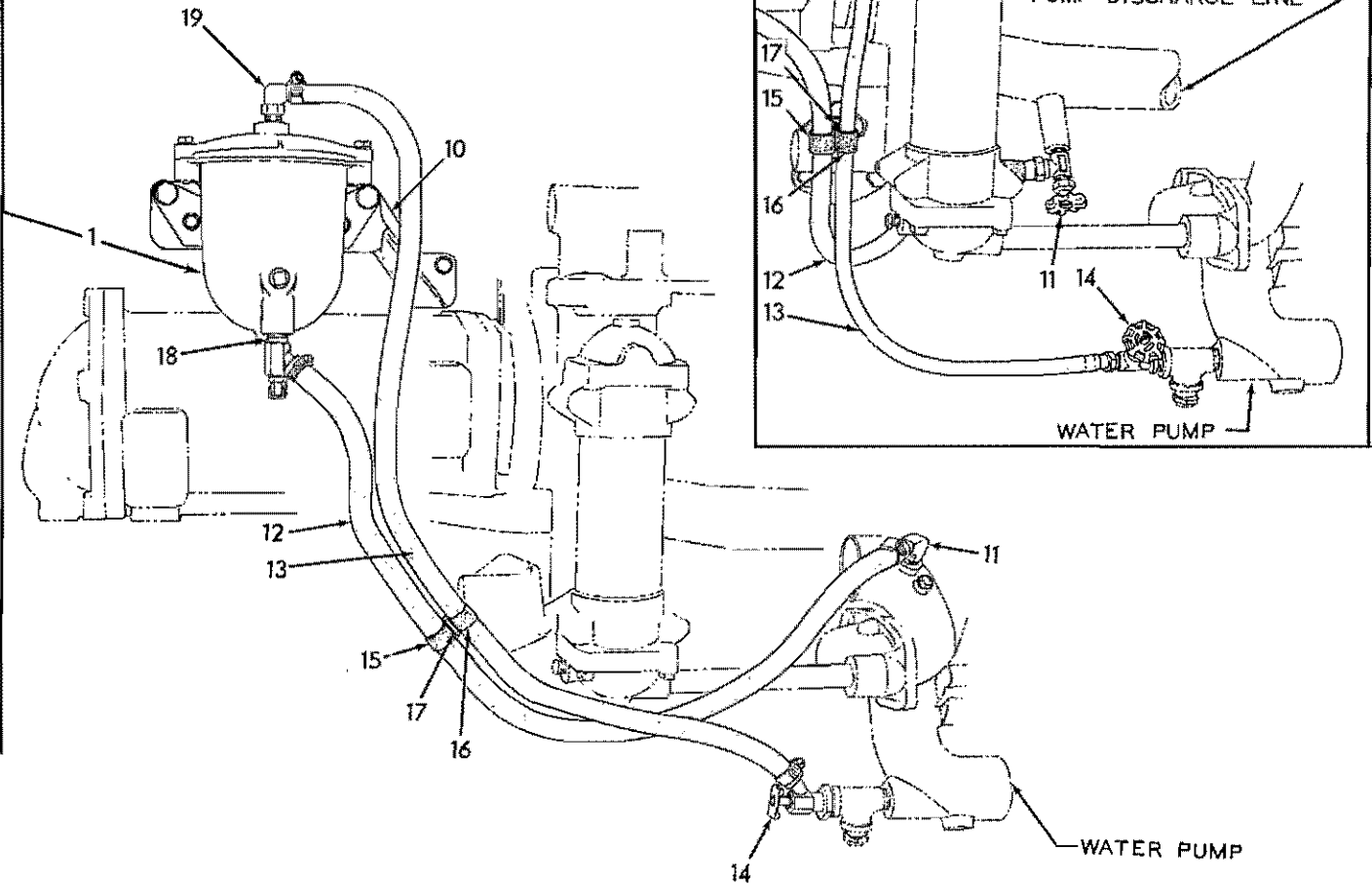
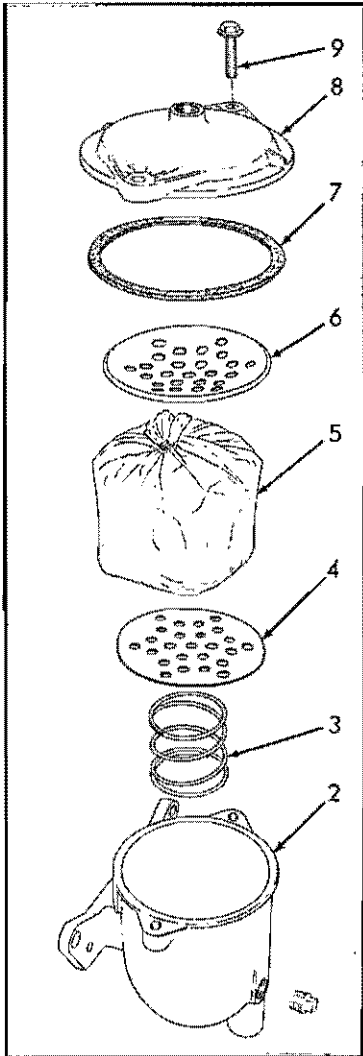
T-37209

ITEM	PART NO.	QTY.	DESCRIPTION
1	4386827	1	MANIFOLD, rear
	920416	1	PLUG, pipe, hex-hd., 1/2"NPT
	919224	6	CAPSCREW, 3/8"NC x 1-1/8"
	919226	3	CAPSCREW, 3/8"NC x 1-5/8"
	904206	9	LOCKWASHER, 3/8"
	910324	3	NUT, 3/8"NC
2	4392279	1	GASKET, manifold connecting

(Continued)

WATER OUTLET MANIFOLD (Continued)

ITEM	PART NO.	QTY.	DESCRIPTION
3	4388563	1	MANIFOLD, front (If for engines #16-07832 and up also order items 10 and 11)
	919840	1	PLUG, pipe, hex-hd., 1/4"NPT
	920416	1	PLUG, pipe, hex-hd., 1/2"NPT
	920525	1	PLUG, pipe, hex-hd., 3/4"NPT
	919224	6	CAPSCREW, 3/8"NC x 1-1/8"
	904206	6	LOCKWASHER, 3/8"
4	4354537	2	THERMOSTAT
5	4376520	1	OGASKET, thermostat cover
6	4317554	2	SEAL, thermostat
7	4389036	1	COVER ASSEMBLY, thermostat (Includes item 6)
	914588	1	ELBOW, street, brass, 90°, 1/4"NPT
	912415	1	COCK, T-handle, 1/4"NPT (For venting air)
	918395	4	CAPSCREW, 7/16"NC x 3-1/4"
	918740	1	CAPSCREW, 7/16"NC x 4"
	904207	5	LOCKWASHER, 7/16"
8	4386137	1	OGASKET, water by-pass tube
9	4386891	1	TUBE, water by-pass
	916274	2	CAPSCREW, 3/8"NC x 2-1/4"
	904206	2	LOCKWASHER, 3/8"
10	4362458	1	OGASKET, manifold cover
11	4313015	1	COVER, front manifold
	915408	2	CAPSCREW, 3/8"NC x 3/4"
	904206	2	LOCKWASHER, 3/8"
			} Used prior to engine #16-07832
12	4386894	1	ELBOW, water by-pass tube (rubber)
	4255011	2	CLAMP, hose
13	4386881	1	ELBOW, water by-pass line
	916271	2	CAPSCREW, 3/8"NC x 1"
	904206	2	LOCKWASHER, 3/8"
14	4386779	1	FLANGE, water pump
	916172	1	CAPSCREW, 3/8"NC x 1-1/4"
	920275	1	CAPSCREW, 3/8"NC x 3"
	904206	2	LOCKWASHER, 3/8"
15	4378112	2	OGASKET, water pump flange
16	4376483	6	OGASKET, manifold to head
17	-----	-	TUBE, water (See OIL COOLER)
18	-----	-	GAUGE, temperature (See INSTRUMENTS)
19	-----	-	ELBOW AND GASKET (See RADIATOR AND MOUNTING)



COOLANT FILTER

T-40510

COOLANT FILTER

* Engines prior to serial No. 16-07836
 ** Engines serial No. 16-07836 and up

ITEM	PART NO.	QTY.		DESCRIPTION
		*	**	
1	4387474	1	1	FILTER ASSEMBLY, water (Consists of items 2 thru 9. Has element for use with permanent anti-freeze)
	918683	2	2	CAPSCREW, 1/2"NC x 1-1/8"
	900818	2	2	WASHER, plain, U.S. std., 1/2"
	904208	2	2	LOCKWASHER, 1/2"
	914392	2	2	CAPSCREW, 5/16"NC x 1"
	901165	2	2	WASHER, plain, U.S. std., 5/16"
	904205	2	2	LOCKWASHER, 5/16"
2	4055031	1	1	BODY, filter
	920131	2	2	PLUG, pipe, 3/8"NPT
3	4054569	1	1	SPRING, filter element
4	4054568	1	1	PLATE, filter element
5	4058830	1	1	ELEMENT KIT, filter (Includes item 7)(Cannot be used with permanent anti-freeze)
	4058831	1	1	ELEMENT KIT, filter (Includes item 7)(Can be used with permanent anti-freeze)
6	4055034	1	1	PLATE, filter element, upper
7	4054566	1	1	GASKET, filter cover
8	4055032	1	1	COVER, filter
9	4055033	2	2	BOLT ASSEMBLY, filter cover (Includes washer)
10	4386198	1	1	BRACKET, filter mounting
	919224	3	3	CAPSCREW, 3/8"NC x 1-1/8"
	904206	3	3	LOCKWASHER, 3/8"
11	4255171	1	-	VALVE, water shut-off (1/2" tube, 3/8"NPT male)
	4255286	-	1	ELBOW, water hose (90°, 5/8" nipple, 3/8"NPT)
	4142263	-	1	BUSHING, pipe reducing, 1"NPT to 3/8"NPT
12	4386199	1	-	HOSE ASSEMBLY, water line to filter
	-----	-	1	HOSE, water pump to filter (34" long. Order item 20)
	921911	-	2	CLAMP, hose, 11/16" to 1-1/4" diam.
13	4386200	1	-	HOSE ASSEMBLY, filter to water pump
	-----	-	1	HOSE, filter to water pump (42-1/2" long. Order item 20)
	921911	-	2	CLAMP, hose, 11/16" to 1-1/4" diam.
14	4255170	1	-	VALVE, water shut-off (3/8" tube, 3/8"NPT male)
	4255287	-	1	VALVE, water shut-off (45°, 5/8" nipple, 3/8"NPT)
	904271	-	1	BUSHING, pipe reducing, 1/2"NPT to 3/8"NPT

(Continued)

COOLANT FILTER (Continued)

ITEM	PART NO.	QTY.		DESCRIPTION
		*	**	
15	4254580	1	-	CLAMP, water inlet hose (3/4" diam.)
	4254951	-	1	CLAMP, water inlet hose (7/8" diam.)
16	4255010	1	-	CLAMP, water outlet hose (9/16" diam.)
	4254951	-	1	CLAMP, water outlet hose (7/8" diam.)
	916268	1	1	CAPSCREW, 3/8"NC x 5/8"
	904206	1	1	LOCKWASHER, 3/8"
	910324	1	1	NUT, 3/8"NC
17	4387807	1	1	BRACKET, clamp supporting
18	920690	1	-	ELBOW, inlet hose (45°, flare type, 1/2" tube, 3/8"NPT male)
	4255287	-	1	VALVE, water shut-off (45°, 5/8" nipple, 3/8"NPT)
19	919136	1	-	ELBOW, outlet hose (90°, flare type, 3/8" tube, 3/8"NPT male)
	4255286	-	1	ELBOW, outlet hose (90°, 5/8" nipple, 3/8"NPT male)
20	920722	-	-	HOSE, rubber, 5/8" I. D., 25 ft. roll (Use as required)(Not Illustrated)

RADIATOR AND MOUNTING

USAGE: Tractors with wrap-around Radiator Guards. See page 109 for units with optional light-duty Radiator Shell.

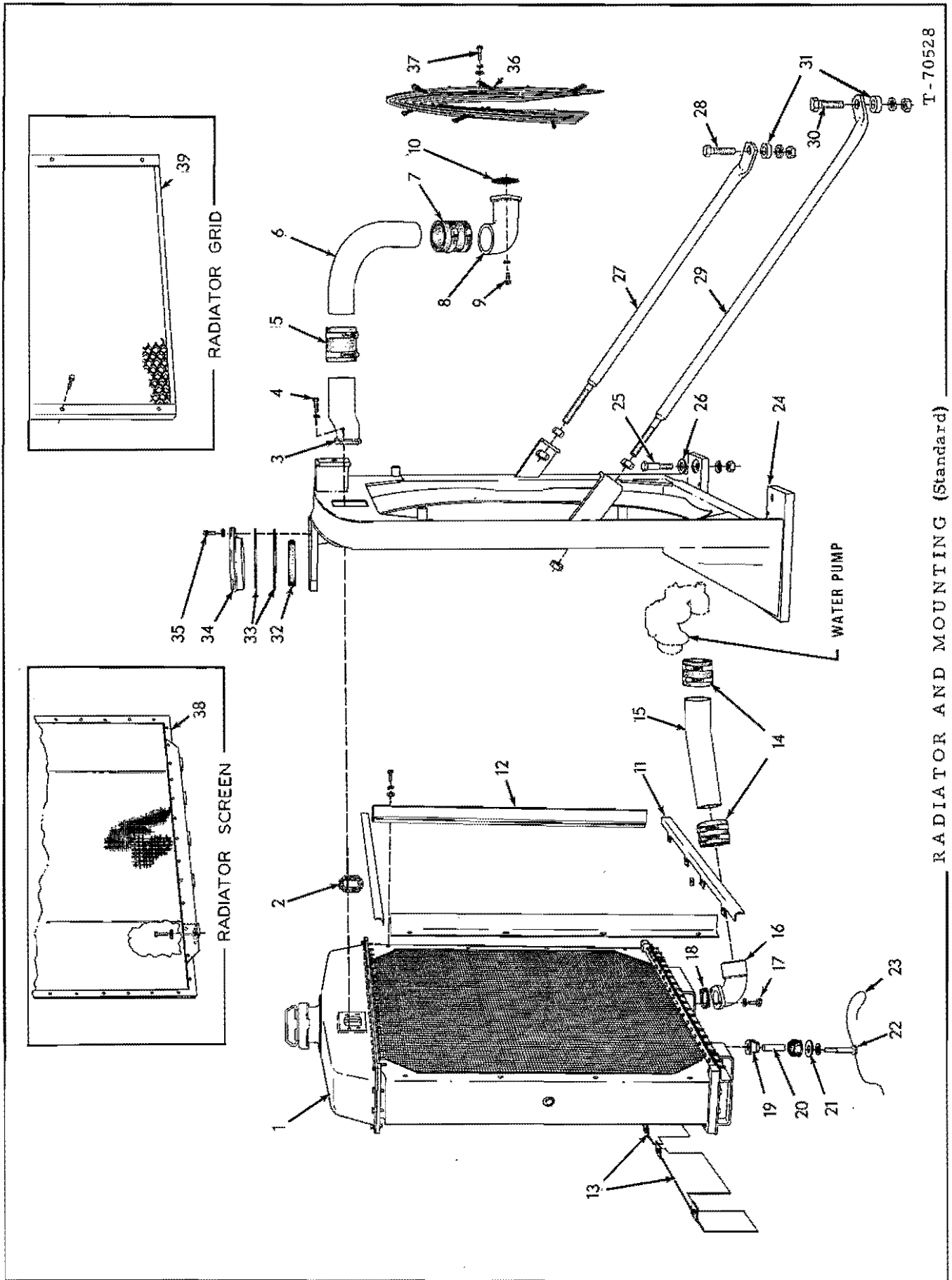
ITEM	PART NO.	QTY.	DESCRIPTION
1	0083542-1	1	RADIATOR ASSY. (Model HD16D tractors prior to #6370 including #6436, 6442, 6529, 6544)
	0643421-1	1	RADIATOR ASSY. (Model HD16D tractors #6370 thru #8153 excluding #6436, 6442, 6529, 6544. Standard)
	0643558-0	1	*RADIATOR ASSY. (Model HD16D tractors #6370 thru #8129 excluding #6436, 6442, 6529, 6544. Special)
	0639216-1	1	*RADIATOR ASSY. (Model HD16DC tractors prior to #6383 including #6384 and #6387)
	0643397-3	1	RADIATOR ASSY. (Model HD16DC tractors #6383 and up excluding #6384 and #6387; also Model HD16D tractors #8154 thru #9050. Standard)
	0667053-3	1	RADIATOR ASSY. (Tractors #9051 and up. Standard)
	0643473-2	1	*RADIATOR ASSY. (Model HD16DC tractors #6383 and up excluding #6384 and #6387; also Model HD16D tractors #8130 thru #9050. Special)
	0667041-8	1	*RADIATOR ASSY. (Tractors #9051 and up. Special)
	0645539-8	1	RADIATOR ASSY. (Models HD16D, DC tractors prior to #9051. Special equipment. Has in-line tubes to minimize clogging)
	0667040-0	1	RADIATOR ASSY. (Tractors #9051 and up. Special equipment. Has in-line tubes to minimize clogging)

NOTE: See page 113 for radiator parts

2	0081614-0	1	GASKET, radiator inlet	
3	0082608-1	1	INLET, radiator	
4	0035439-9	4	CAPSCREW, 3/8"NC x 1"	
	0904206-0	4	LOCKWASHER, 3/8"	
5	0067884-7	1	HOSE, inlet tube to radiator	
	0921914-8	2	CLAMP, hose, 2-5/16" to 3-1/4" diam.	
6	0083540-5	1	TUBE, radiator inlet	
7	0055604-4	1	HOSE, engine to inlet tube	
	0921914-8	2	CLAMP, hose, 2-5/16" to 3-1/4" diam.	
8	0083380-6	1	ELBOW, engine water outlet	
9	0043886-1	2	CAPSCREW, 7/16"NC x 1"	
	0904207-8	2	LOCKWASHER, 7/16"	
10	4310257-3	1	GASKET, water outlet elbow	
11	0083539-7	2	BAFFLE, air, upper and lower	
	0092665-9	8	WASHER, plain	
12	0083538-9	2	BAFFLE, air, side	
	0911168-3	8	CAPSCREW, 5/16"NF x 7/8"	
	0904205-2	8	LOCKWASHER, 5/16"	
	0092665-9	8	WASHER, plain	
13	0671773-0	1	BAFFLE, air, front lower (left)	} Tractor unit #9600 and up
	0671774-8	1	BAFFLE, air, front lower (right)	
14	0073539-9	2	HOSE, radiator, lower	
	0921914-8	4	CLAMP, hose, 2-5/16" to 3-1/4" diam.	

*Have armored tubes at rear of core to resist abrasion when used with push-type fan.

(Continued)

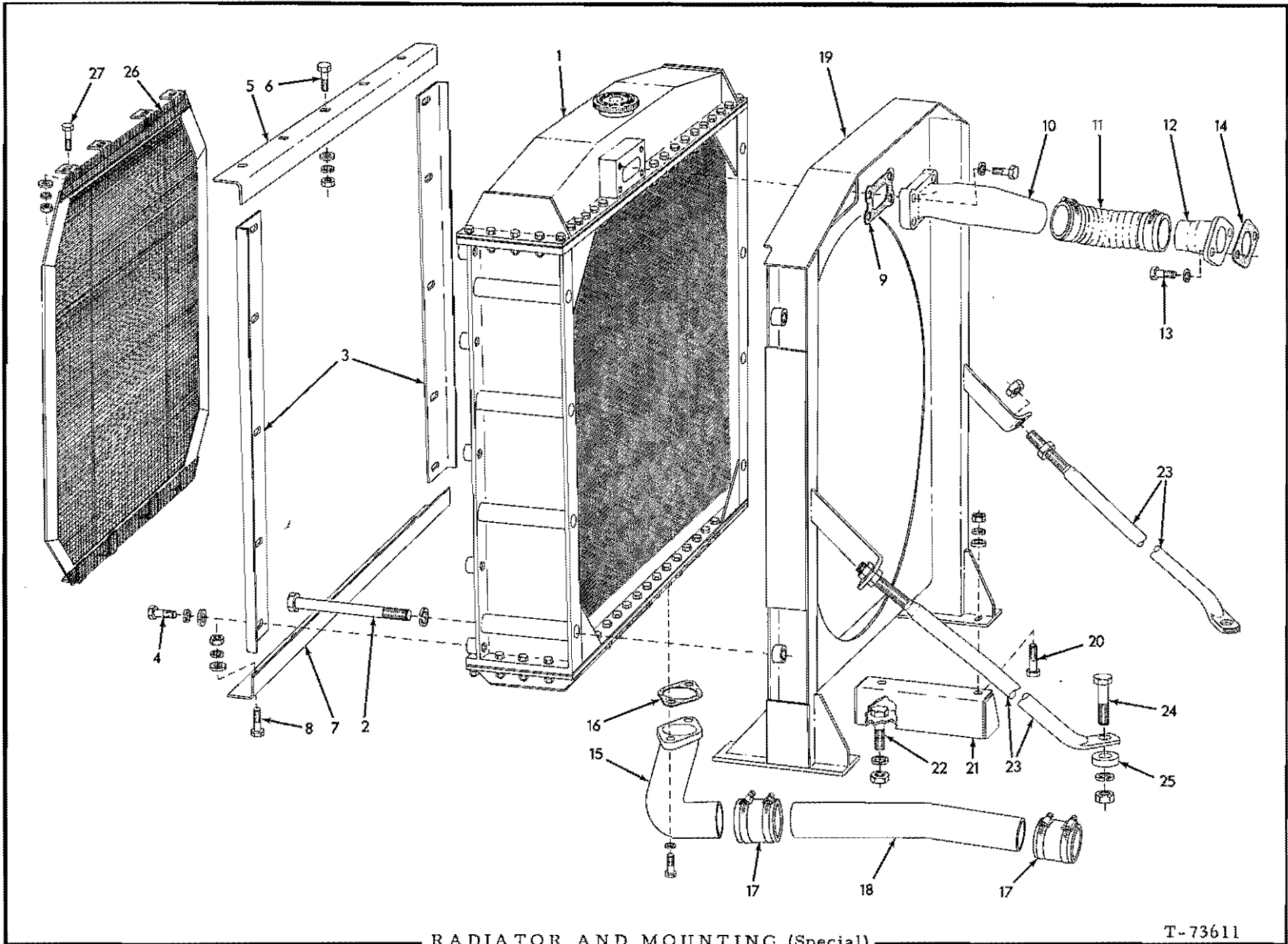


T-70528

RADIATOR AND MOUNTING (Standard)

RADIATOR AND MOUNTING (Continued)

ITEM	PART NO.	QTY.	DESCRIPTION
15	0633626-7	1	TUBE, engine water inlet
16	0633509-5	1	ELBOW, radiator outlet
17	0041250-2	2	CAPSCREW, 7/16"NC x 1-1/4"
	0904207-8	2	LOCKWASHER, 7/16"
18	0052021-3	1	GASKET, radiator outlet elbow
19	0061671-4	12	SNUBBER, vibration, radiator mounting
20	0082014-2	6	TUBE, spacing, vibration snubber
21	0061656-5	6	WASHER, radiator mounting
22	0656333-2	6	CAPSCREW, radiator mounting
	0904206-0	6	LOCKWASHER, 3/8"
23	0023633-1	2	WIRE, locking, 1/16" x 12"
24	0639152-8	1	SUPPORT, radiator (Used prior to tractor #6390 excluding #6370, 76, 80, 83, 85, 86, 88, 89 but including #6436, 6442, 6529, 6544)
	0649197-1	1	SUPPORT, radiator (Effective with tractor #6390 including #6370, 76, 80, 83, 85, 86, 88, 89 but excluding #6436, 6442, 6529, 6544)
25	0012526-0	4	CAPSCREW, 3/4"NF x 3-1/4"
	0904369-6	4	LOCKWASHER, 3/4"
	0911045-3	4	NUT, 3/4"NF
26	0061689-6	4	WASHER, radiator support capscrew
27	0630364-8	1	BRACE, radiator support, right side
	0911046-1	2	NUT, 7/8"NF
28	0070285-2	1	CAPSCREW, 3/4"NF x 3"
	0904369-6	1	LOCKWASHER, 3/4"
	0911045-3	1	NUT, 3/4"NF
29	0630363-0	1	BRACE, radiator support, left side
	0911046-1	2	NUT, 7/8"NF
30	0070285-2	1	CAPSCREW, 3/4"NF x 3"
	0904369-6	1	LOCKWASHER, 3/4"
	0911045-3	1	NUT, 3/4"NF
31	0060689-7	2	BOSS, spacing, radiator brace
32	0095575-7	1	RING, cushion, radiator neck
33	0076684-0	1	SHIM, radiator neck supporting ring (1/16"thick. Use as required)
	0076685-7	2	SHIM, radiator neck supporting ring (1/32"thick. Use as required)
34	0099137-2	1	RING, supporting, radiator neck
35	0036034-7	6	CAPSCREW, 3/8"NF x 1"
	0904206-0	6	LOCKWASHER, 3/8"
36	0642921-1	1	GUARD, fan
	0036034-7	6	CAPSCREW, 3/8"NF x 1" (Early units)
37	0035439-9	6	CAPSCREW, 3/8"NC x 1" (Late units)
	0904206-0	6	LOCKWASHER, 3/8"
	0044973-6	6	WASHER, plain
38	0083665-0	1	SCREEN, radiator (Special equipment. Used with suction fan only)
	0037450-4	10	CAPSCREW, 5/16"NC x 1-1/4"
	0092665-9	10	WASHER, plain
39	0672647-5	1	GRID, radiator, protection (For use in land clearing operations)
	0916393-2	8	CAPSCREW, 5/16"NF x 1-1/2"



RADIATOR AND MOUNTING (Special)

T-73611

RADIATOR AND MOUNTING

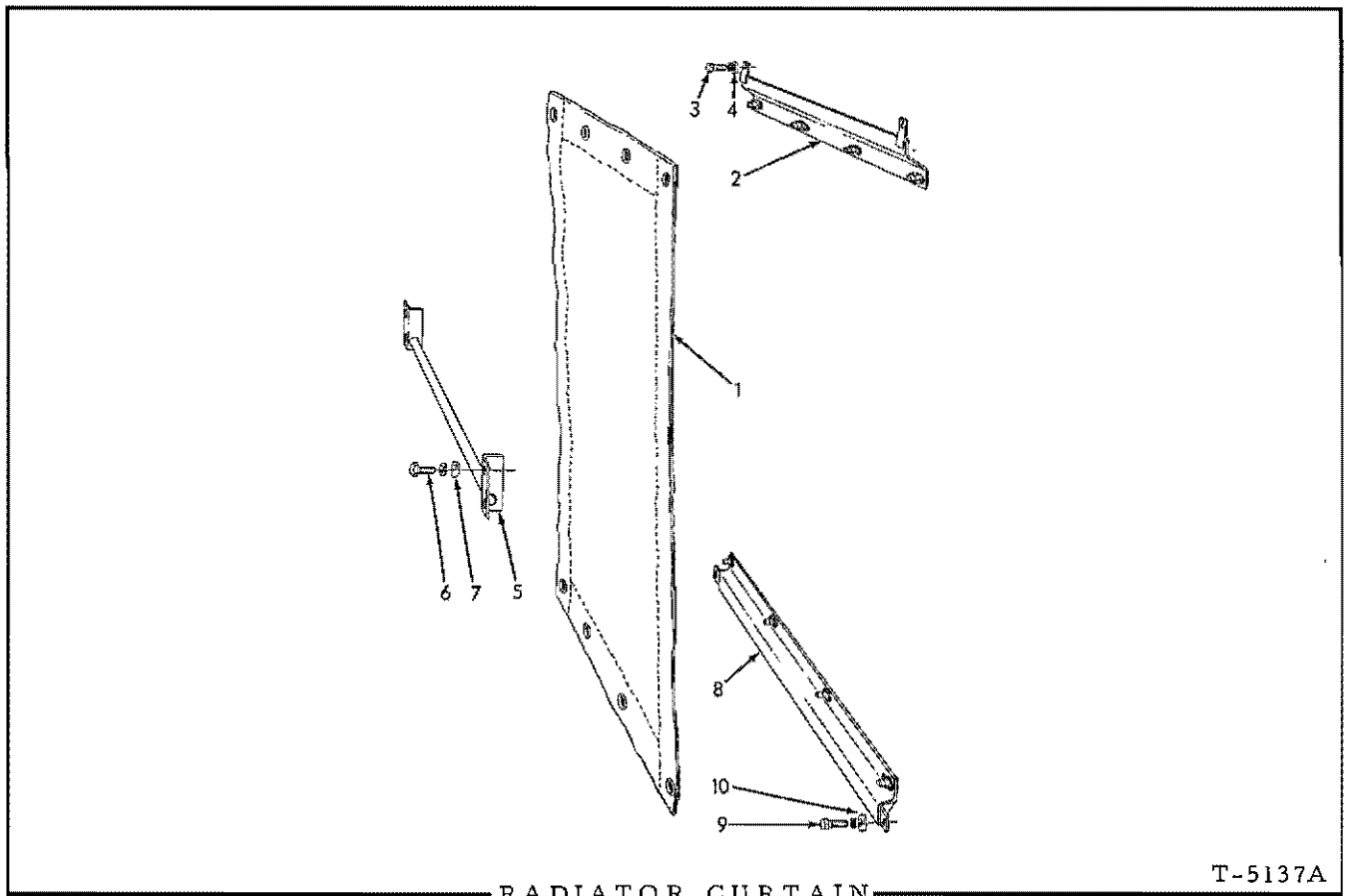
USAGE: Model HD16D with optional Light-duty Radiator Shell

ITEM	PART NO.	QTY.	DESCRIPTION
1	645482	1	RADIATOR ASSEMBLY (See page 113 for parts)
2	065468	8	CAPSCREW, 5/8"NF x 8-1/4"
	904209	8	LOCKWASHER, 5/8"
3	646892	2	BAFFLE, air, side
4	012992	10	CAPSCREW, 3/8"NF x 1-1/4"
	904206	10	LOCKWASHER, 3/8"
	044973	10	WASHER, plain
5	642339	1	BAFFLE, air, upper
6	012992	5	CAPSCREW, 3/8"NF x 1-1/4"
	044973	5	WASHER, plain
	904206	5	LOCKWASHER, 3/8"
	911041	5	NUT, 3/8"NF
7	642352	1	BAFFLE, air, lower
8	012992	5	CAPSCREW, 3/8"NF x 1-1/4"
	044973	5	WASHER, plain
	904206	5	LOCKWASHER, 3/8"
	911041	5	NUT, 3/8"NF
9	084888	1	GASKET, radiator inlet elbow
10	084042	1	ELBOW, radiator inlet
	904706	4	CAPSCREW, 7/16"NC x 1-1/4"
	904207	4	LOCKWASHER, 7/16"
11	642057	1	HOSE, radiator inlet
	921913	2	CLAMP, hose, 1-13/16" to 2-3/4" diam.
12	642298	1	ADAPTER, engine water outlet
13	043886	2	CAPSCREW, 7/16"NC x 1"
	904207	2	LOCKWASHER, 7/16"
14	4310257	1	GASKET, engine water outlet adapter
15	641951	1	ELBOW, radiator outlet
	904706	2	CAPSCREW, 7/16"NC x 1-1/4"
	904207	2	LOCKWASHER, 7/16"
16	4310257	1	GASKET, radiator outlet elbow
17	073539	2	HOSE, radiator, lower
	921915	4	CLAMP, hose, 2-13/16" to 3-3/4" diam.
18	633626	1	TUBE, engine water inlet
19	649807	1	SUPPORT, radiator
20	035073	4	CAPSCREW, 1/2"NF x 1-3/4"
	064531	4	WASHER, plain
	904208	4	LOCKWASHER, 1/2"
	911043	4	NUT, 1/2"NF
21	653763	1	ADAPTER, radiator support, left side
	653764	1	ADAPTER, radiator support, right side
22	012742	4	CAPSCREW, 3/4"NF x 2-1/4"
	904369	4	LOCKWASHER, 3/4"
	911045	4	NUT, 3/4"NF

(Continued)

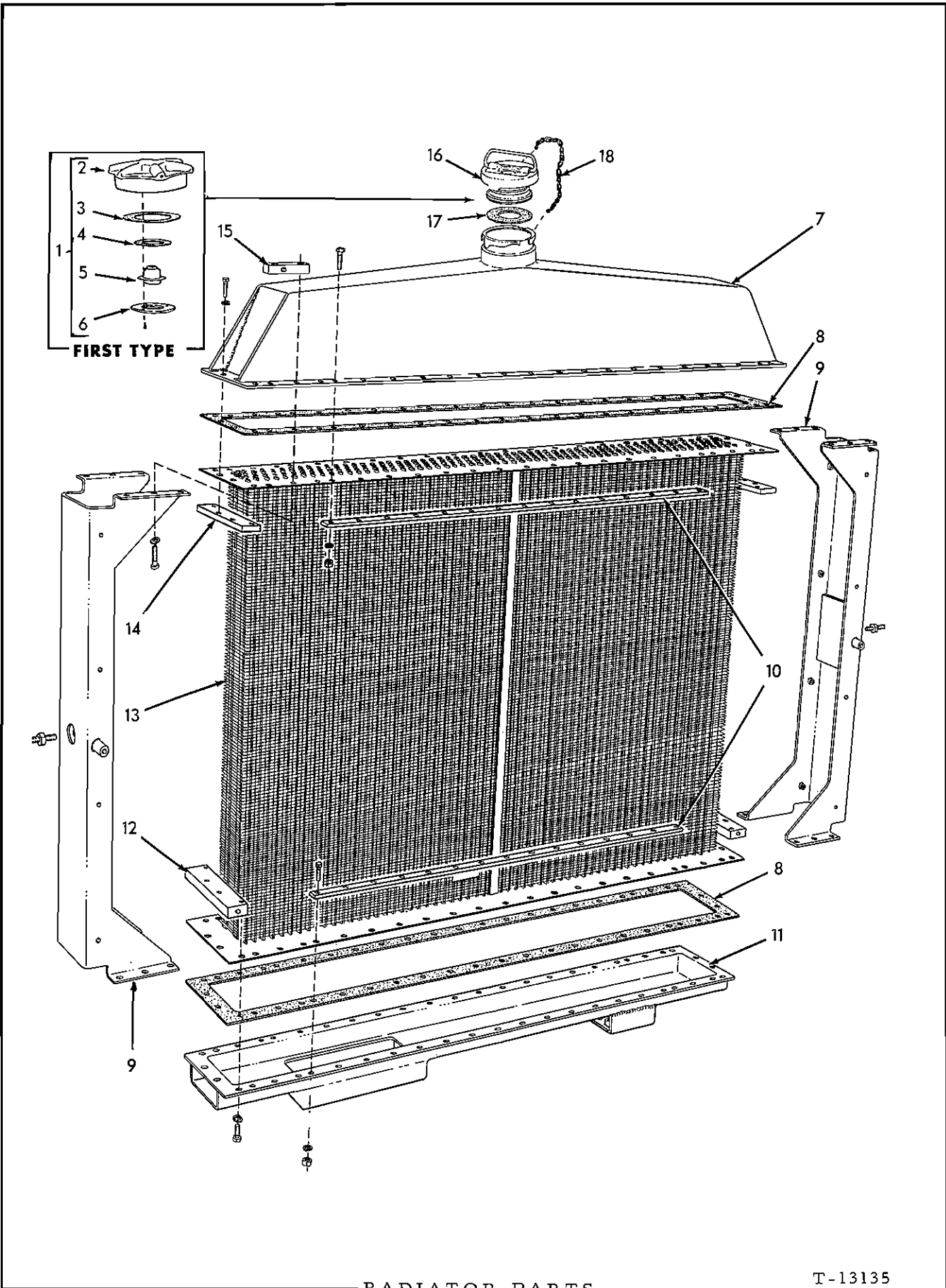
RADIATOR AND MOUNTING (Continued)

ITEM	PART NO.	QTY.	DESCRIPTION
23	630363	1	BRACE, radiator support, left side
	630364	1	BRACE, radiator support, right side
24	911046	1	NUT, 7/8"NF
	070285	2	CAPSCREW, 3/4"NF x 3"
	904369	2	LOCKWASHER, 3/4"
	911045	2	NUT, 3/4"NF
25	060689	2	BOSS, spacing, radiator brace
26	645913	1	SCREEN, radiator (Special equipment)
27	046321	8	CAPSCREW, 5/16"NC x 1-1/2"
	092665	8	WASHER, plain
	904205	8	LOCKWASHER, 5/16"
	911025	8	NUT, 5/16"NC



USAGE: Special equipment. Cannot be used on tractors with push-type fan.

ITEM	PART NO.	QTY.	DESCRIPTION
1	084177	1	CURTAIN
2	651155	1	BRACKET ASSEMBLY, curtain attaching, upper (Includes fasteners)
3	012992	2	CAPSCREW, 3/8"NF x 1-1/4"
	904206	2	LOCKWASHER, 3/8"
4	044973	2	WASHER, plain
5	085275	1	ROD, curtain supporting
6	012992	2	CAPSCREW, 3/8"NF x 1-1/4"
	904206	2	LOCKWASHER, 3/8"
7	044973	2	WASHER, plain
8	651158	1	BRACKET ASSEMBLY, curtain attaching, lower (Includes fasteners)
9	012992	2	CAPSCREW, 3/8"NF x 1-1/4"
	904206	2	LOCKWASHER, 3/8"
10	044973	2	WASHER, plain



RADIATOR PARTS

T-13135

Replaces page 112 in HD16D, DC parts catalog 662680 (5-67)
 Printed in U. S. A.

(Revised March 1972)

RADIATOR PARTS

USAGE: HD16D, DC

- * 083542 RADIATOR ASSY. (Has standard type core)
 - ** 643421 RADIATOR ASSY. (Has standard type core)
 - ** 643558 RADIATOR ASSY. (Has armored type core)
 - Δ 639216 RADIATOR ASSY. (Has armored type core)
 - ΔΔ 643397 RADIATOR ASSY. (Has standard type core)
 - ΔΔ 643473 RADIATOR ASSY. (Has armored type core)
 - ΔΔ 645539 RADIATOR ASSY. (Has in-line type core)
 - *Δ 667053 RADIATOR ASSY. (Has standard type core)
 - *Δ 667041 RADIATOR ASSY. (Has armored type core)
 - *Δ 667040 RADIATOR ASSY. (Has in-line type core)
- } See page 105

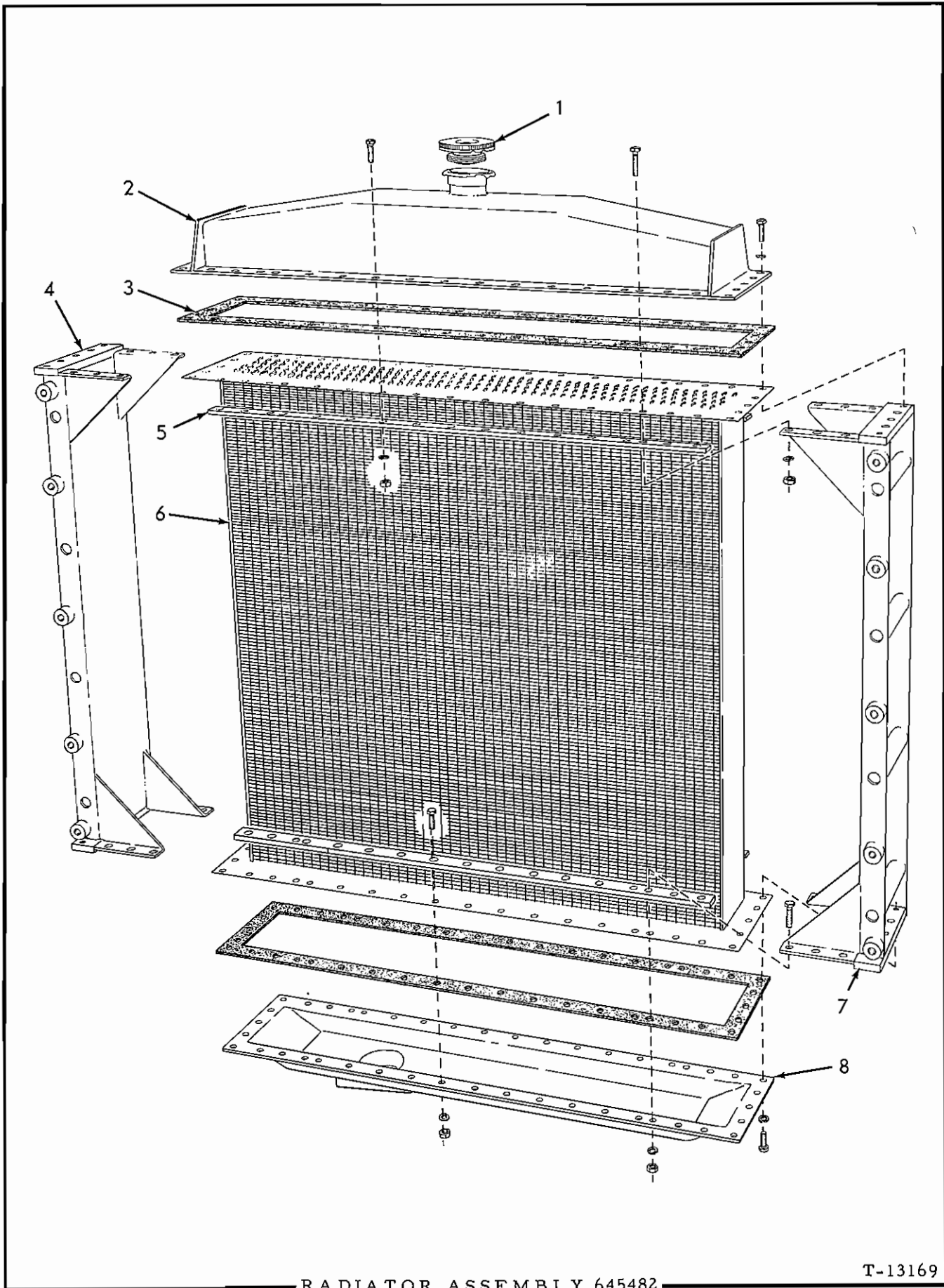
ITEM	PART NO.	QUANTITY					DESCRIPTION	
		*	**	Δ	ΔΔ	*Δ		
1	058730	1	1	1	1	-	CAP ASSY., water cooling radiator (Consists of items 2 thru 6)	
2	-----	1	1	1	1	-	CAP, radiator (Furnished only as part of item 1)	
3	059242	1	1	1	1	-	GASKET, radiator cap	
4	059244	1	1	1	1	-	GASKET, pressure valve	
5	059245	1	1	1	1	-	VALVE, pressure	
6	059243	1	1	1	1	-	RING, pressure valve retaining	
	914782	3	3	3	3	-	SCREW, machine, rd-hd., brass, #5-40 x 3/8"	
7	{	085065	1	1	1	1	-	TANK, top
		667039	-	-	-	-	1	TANK, top
		903772	42	42	42	42	42	CAPSCREW, 5/16"NC x 1"
		903773	4	4	4	4	4	CAPSCREW, 5/16"NC x 1-1/4"
		904205	46	46	46	46	46	LOCKWASHER, 5/16"
	911025	38	38	38	38	38	NUT, 5/16"NC	
8	079763	2	2	2	2	2	GASKET, core	
9	{	085616	2	2	-	-	-	SIDE
		641547	-	-	2	2	2	SIDE
		915888	2	2	2	2	2	SETSCREW, slotted-hd., cup-pt., 3/8"NC x 1-3/4"
		903584	2	2	2	2	2	NUT, jam, 3/8"NC
10	074679	4	4	4	4	4	CLAMP, core flange, center	
11	{	085015	1	-	1	-	-	TANK, bottom
		643404	-	1	-	1	1	TANK, bottom
		903772	38	38	38	38	38	CAPSCREW, 5/16"NC x 1"
		903773	4	4	4	4	4	CAPSCREW, 5/16"NC x 1-1/4"
		904205	42	42	42	42	42	LOCKWASHER, 5/16"
	911025	42	42	42	42	42	NUT, 5/16"NC	

(Continued)

RADIATOR PARTS (Continued)

ITEM	PART NO.	QUANTITY					DESCRIPTION
		*	**	Δ	ΔΔ	*Δ	
12	0079678-9	2	2	2	2	2	CLAMP, core bottom flange, end
	0903772-2	8	8	8	8	8	CAPSCREW, 5/16"NC x 1"
	0904205-2	8	8	8	8	8	LOCKWASHER, 5/16"
13	0085086-7	1	1	-	-	-	CORE (Standard type)
	0632478-0	-	1	-	-	-	CORE (Armored type)
	0642881-7	-	-	-	1	1	CORE (Standard type)
	0665194-7	-	-	-	1	1	CORE (Heavy in-line type for severe-service usage)
	0641548-3	-	-	1	1	1	CORE (Armored type)
	0645541-4	-	-	-	1	1	CORE (In-line type)
	0675600-1	1	-	-	1	1	CORE (Staggered tube-copper fin)(For use in land clearing operations)
14	0079489-1	2	2	2	2	2	CLAMP, core top flange, end
15	0079762-1	2	2	2	2	2	BLOCK, tapped
	0903772-2	4	4	4	4	4	CAPSCREW, 5/16"NC x 1"
	0904205-2	4	4	4	4	4	LOCKWASHER, 5/16"
16	0654096-7	-	-	-	-	1	CAP ASSY. (Includes item 17)
17	0682843-8	-	-	-	-	1	GASKET, cap
18	0654098-3	-	-	-	-	1	CHAIN, filler cap





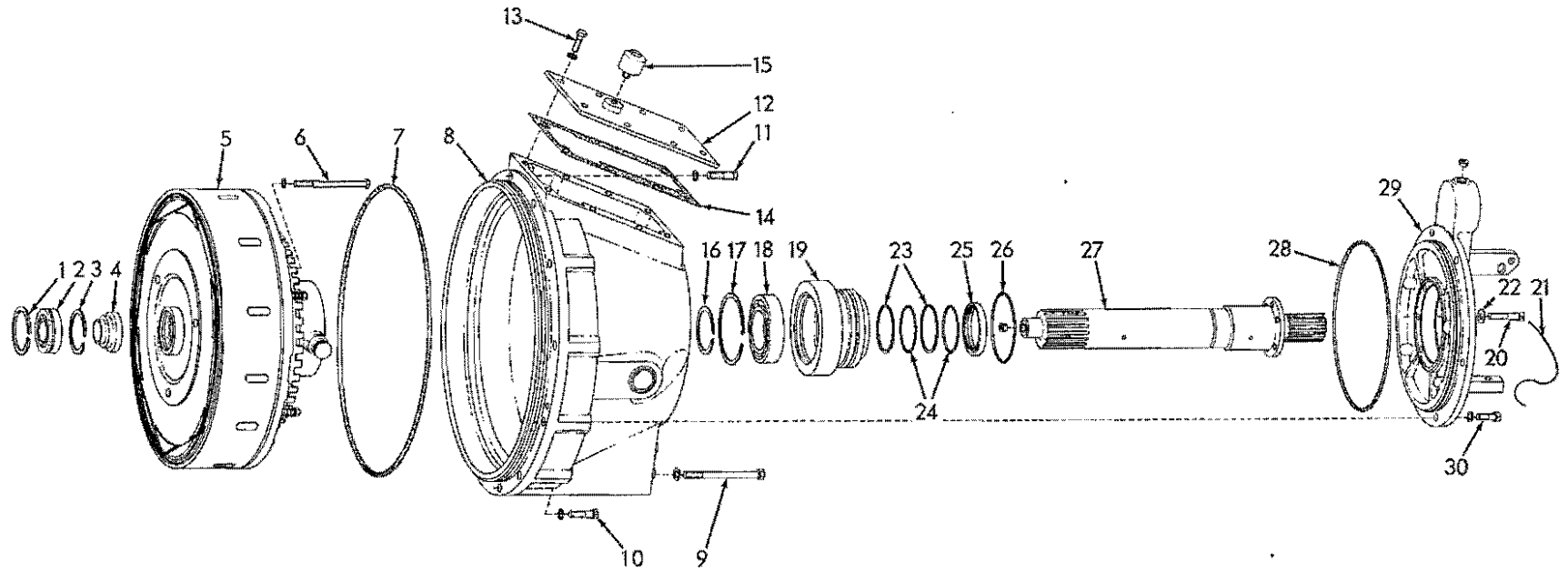
RADIATOR ASSEMBLY 645482

T-13169

RADIATOR ASSEMBLY 645482

USAGE: Model HD16D with optional light-duty Radiator Shell. See page 109.

ITEM	PART NO.	QTY.	DESCRIPTION
1	087528	1	CAP, pressure (7 lb.)
2	645948	1	TANK, top
	903772	26	CAPSCREW, 5/16"NC x 1"
	903773	18	CAPSCREW, 5/16"NC x 1-1/4"
	904205	44	LOCKWASHER, 5/16"
	911025	38	NUT, 5/16"NC
3	645951	2	GASKET, core
4	638792	1	SIDE, radiator core, right
5	645950	4	CLAMP, radiator core flange
6	645952	1	CORE
7	638791	1	SIDE, radiator core, left
8	645949	1	TANK, bottom
	903772	26	CAPSCREW, 5/16"NC x 1"
	903773	18	CAPSCREW, 5/16"NC x 1-1/4"
	904205	44	LOCKWASHER, 5/16"
	911025	40	NUT, 5/16"NC



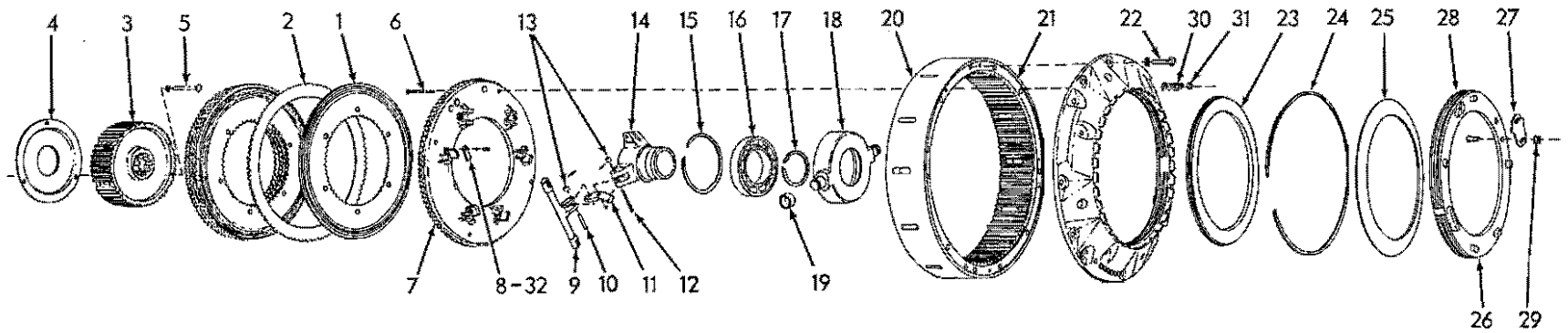
ENGINE CLUTCH AND HOUSING (HD16D)

T-73628

ENGINE CLUTCH AND HOUSING

USAGE: Model HD16D

ITEM	PART NO.	QTY.	DESCRIPTION
1	4253317	1	RING, snap, bearing retaining
2	097088	1	BEARING, ball, clutch shaft, front
3	644300	1	RING, snap, clutch thrust
4	644299	1	SPACER, clutch thrust
} Effective with tractor #6520			
5	644258	1	CLUTCH ASSEMBLY (See page 119 for parts)
6	052191	8	CAPSCREW, 1/2"NC x 5-1/2"
	904208	8	LOCKWASHER, 1/2"
7	621186	1	O-RING, clutch housing
8	632516	1	HOUSING, engine clutch
9	056498	8	CAPSCREW, 7/16"NC x 4-1/8"
10	923268	2	SCREW, 12-point, 7/16"NC x 1-1/2"
11	040013	2	CAPSCREW, 7/16"NC x 1-3/4"
	904207	12	LOCKWASHER, 7/16"
12	633964	1	COVER, clutch access
13	035439	8	CAPSCREW, 3/8"NC x 1"
	904206	8	LOCKWASHER, 3/8"
14	633965	1	GASKET, access cover
15	050748	1	BREATHER, clutch housing
16	065512	1	RING, snap, clutch shaft
17	054220	1	RING, snap, oil seal retainer
18	058694	1	BEARING, ball, clutch shaft, rear
19	633866	1	RETAINER, clutch shaft oil seal
20	099963	6	CAPSCREW, drilled-hd., 3/8"NC x 2"
21	023756	1	WIRE, locking, 1/16" x 26"
22	4254873	6	WASHER, sealing
23	638279	2	RING, seal, clutch shaft
24	638278	2	O-RING, clutch shaft seal ring
25	634703	1	SEAL, oil, clutch shaft
26	923821	1	O-RING, oil seal retainer
27	644275	1	SHAFT, clutch
	904260	1	PLUG, pipe, sq-socket, 3/8"NPT
28	633956	1	O-RING, rear bearing retainer
29	633996	1	RETAINER, clutch shaft rear bearing
	915739	1	PLUG, pipe, sq-socket, 3/8"NPT
30	013058	5	CAPSCREW, 3/8"NC x 1-1/4"
	904206	5	LOCKWASHER, 3/8"



ENGINE CLUTCH PARTS (HD16D)

ENGINE CLUTCH PARTS

USAGE: Model HD16D. See page 117

ITEM	PART NO.	QTY.	DESCRIPTION
1	639998	6	DISC, friction, inner
2	644652	5	DISC, friction, outer
3	639914	1	CENTER, splined (Tractors prior to #6520)
	644296	1	CENTER, splined (Tractors #6520 and up)
4	639945	1	COVER, splined center (Tractors prior to #6520)
	644297	1	COVER, splined center (Tractors #6520 and up)
5	639941	3	SCREW, cover retaining (Tractors prior to #6520)
	910243	3	WASHER, plain, SAE std., 3/16"
	623466	3	LOCKNUT
	644298	3	RIVET, cover retaining (Tractors #6520 and up)
	911114	3	WASHER, plain, SAE std., 1/4"
6	074245	4	CAPSCREW, retracting spring
7	638622	1	PLATE ASSEMBLY, pressure (Includes item 8)(Tractors prior to #6520)
	644292	1	PLATE ASSEMBLY, pressure (Includes item 8)(Tractors #6520 and up)
8	223585	6	<input type="checkbox"/> BLOCK, cam (Recommend replacement in sets.)
	901226	6	<input type="checkbox"/> SCREW, machine, fil-hd., 1/4"NC x 1/2"
	914593	6	<input type="checkbox"/> LOCKWASHER, external teeth, 1/4"
9	639640	3	CAMSHAFT ASSEMBLY (Recommend replacement in sets. Includes 6 roller which are not serviced separately and PIN indented below)
	917466	3	PIN, spring, 3/16" x 1-1/8"
10	638649	3	PIN, connecting link, short
	919180	3	PIN, spring, 1/8" x 5/8"
11	641557	3	LINK, connecting
12	638648	3	PIN, connecting link, long
	919180	3	PIN, spring, 1/8" x 5/8"
13	638650	6	COLLAR, connecting link pin
14	639997	1	SLEEVE ASSEMBLY, shifting (Includes 2 bushings which are not serviced separately)
15	639934	1	RING, snap, bearing carrier
16	042975	1	BEARING, ball, shifting sleeve
17	041809	1	RING, snap, shifting sleeve
18	639925	1	CARRIER ASSEMBLY, bearing (Includes item 19)
19	639926	2	RACE, inner, shifting yoke needle bearing

Indicates component of item 32

(Continued)

ENGINE CLUTCH PARTS (Continued)

ITEM	PART NO.	QTY.	DESCRIPTION
20	639996	1	RING, driven
21	638623	1	PLATE, back
22	037450	4	CAPSCREW, 5/16"NC x 1-1/4"
	904205	4	LOCKWASHER, 5/16"
23	639936	1	PLATE, adjusting ring
24	623452	1	RING, washer retaining
25	624670	1	WASHER, pressure
26	624669	1	RING, adjusting
27	646825	1	LOCK, adjustment
28	639752	2	SCREW (fl-hd., 3/8"NF x 7/8")
29	639750	2	NUT, flanged (3/8"NF)
30	639751	4	SPRING, pressure plate retracting
31	073927	4	NUT, retracting spring screw (self-locking)
32	043397	1	BLOCK KIT, clutch camshaft (Full set of blocks and attaching parts listed under item 8 above)

MEMO

○

°

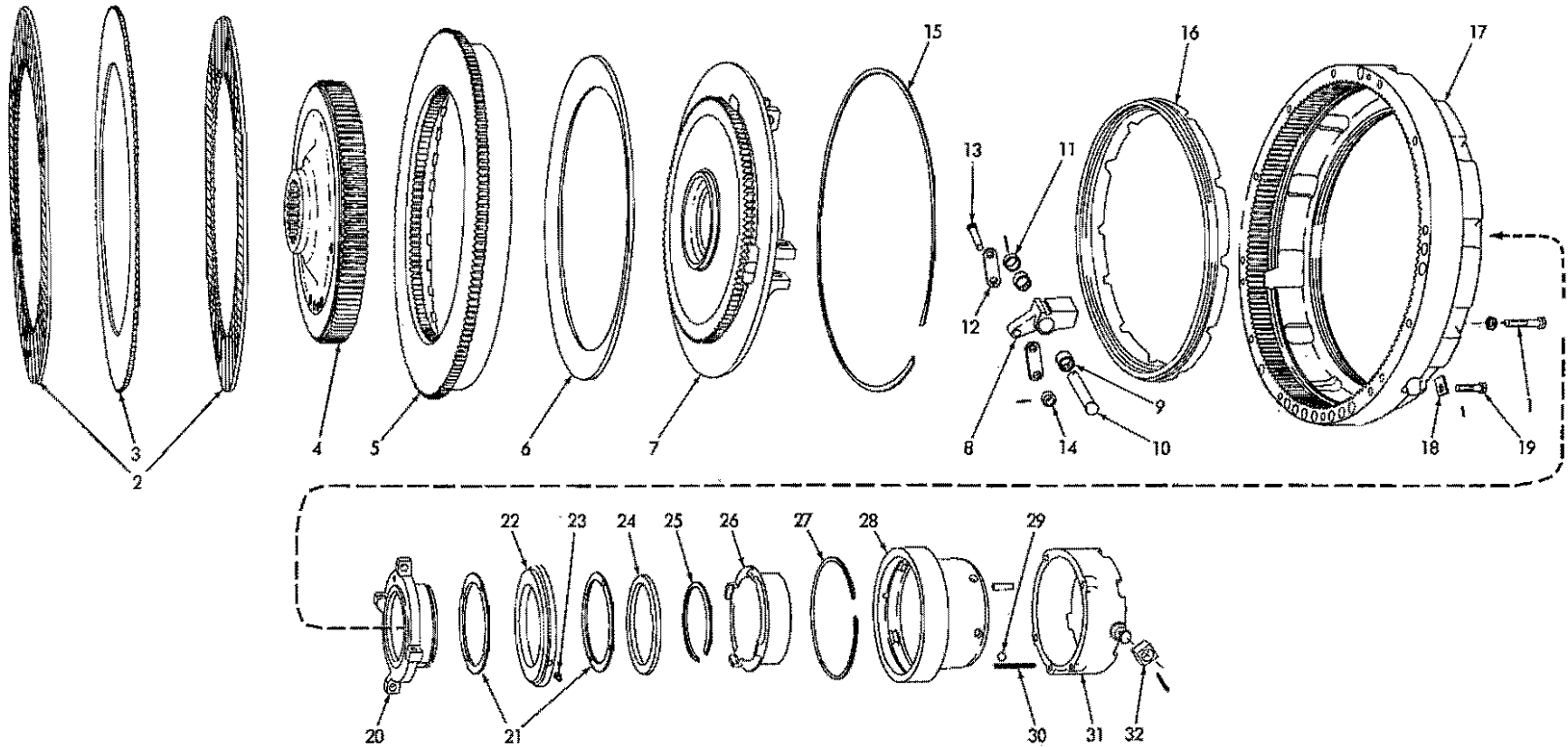
°

○

°

°

○

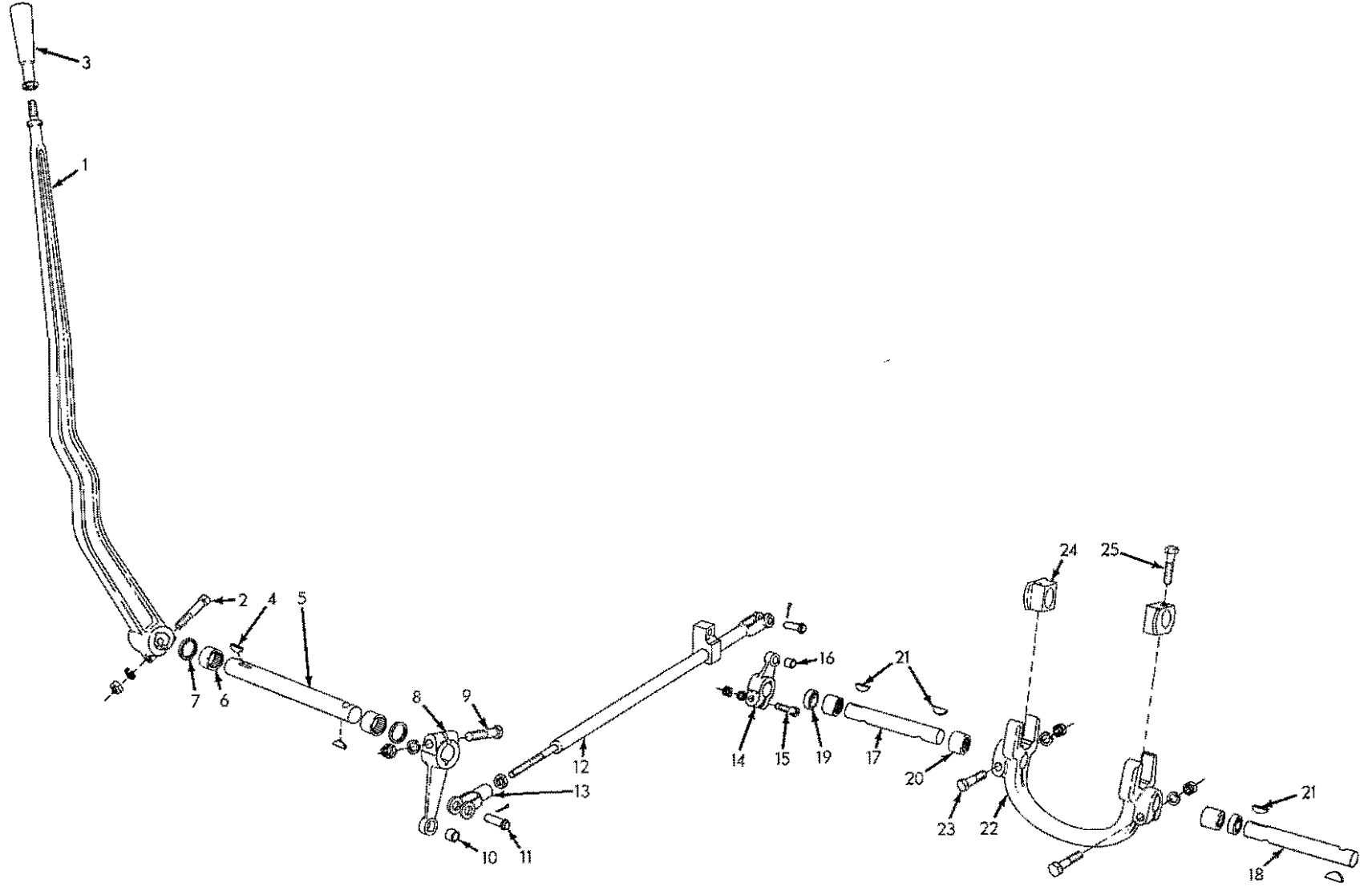


ENGINE CLUTCH (HD16DC)

ENGINE CLUTCH

USAGE: Model HD16DC

ITEM	PART NO.	QTY.	DESCRIPTION
-	630797	1	CLUTCH ASSEMBLY, engine (Consists of items 2 thru 32)
1	058793	12	CAPSCREW, 3/8"NC x 2-1/4"
	904206	12	LOCKWASHER, 3/8"
2	646940	2	PLATE, friction (bi-metallic)
3	634346	1	PLATE, friction (steel)
4	634343	1	HUB, clutch
5	634348	1	PLATE, pressure
6	634350	1	SPRING, belleville, pressure plate
7	634349	1	CARRIER, shifting sleeve
8	628227	4	LEVER, actuating
9	628228	8	BEARING, needle, actuating lever
10	628226	4	PIN, actuating lever
11	628233	4	COLLAR, actuating lever pin
	916202	4	PIN, spring, 1/8" x 7/8"
12	628225	8	LINK, connecting
13	628224	8	PIN, connecting link
14	094483	8	COLLAR, connecting link pin
	919180	8	PIN, spring, 1/8" x 5/8"
15	634351	1	RING, snap, pressure plate
16	634354	1	RING, adjusting
17	638878	1	COVER, clutch
18	628230	1	LOCK, adjusting ring
19	628229	1	CAPSCREW, drilled-end, 3/8"NC x 1-1/2"
	917735	1	PIN, spring, 3/32" x 9/16"
20	634356	1	SLEEVE, shifting
21	634339	2	BEARING, thrust, shifting ring
22	634355	1	RING, shifting
23	634342	1	PIN, shifting ring
24	634344	1	PLATE, thrust, shifting sleeve
25	641643	1	RING, snap, shifting sleeve
26	634347	1	PISTON, booster
27	634352	1	RING, snap, lock-out collar
28	634340	1	COLLAR, lock-out
	918390	1	PIN, spring, 3/8" x 1-1/4"
29	905362	6	BALL, steel, 1/2" diam.
30	638887	4	SPRING, lock-out collar
31	646941	1	COLLAR, shifting
	900938	2	PIN, cotter, 3/16" x 1"
32	054459	2	BLOCK, shifting collar



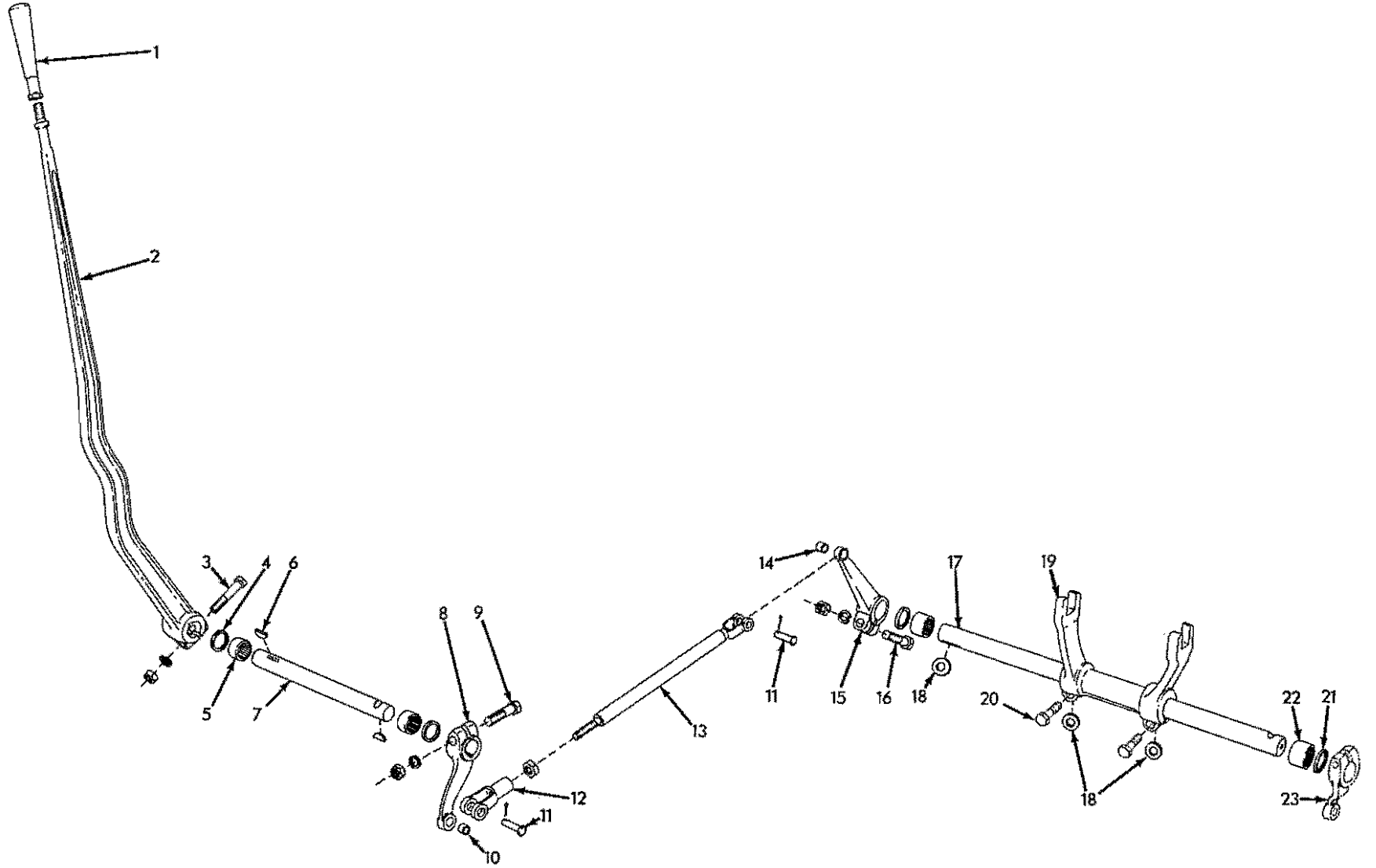
ENGINE CLUTCH CONTROL (Model HD16D)

T-39402

ENGINE CLUTCH CONTROL

USAGE: Model HD16D

ITEM	PART NO.	QTY.	DESCRIPTION
1	632452	1	LEVER, operating
2	035892	1	CAPSCREW, 1/2"NF x 2-1/2"
	904208	1	LOCKWASHER, 1/2"
	911043	1	NUT, 1/2"NF
3	078620	1	GRIP, operating lever
4	036997	2	KEY, #13 woodruff, hardened, 3/16" x 1"
5	641046	1	SHAFT, operating lever
6	051513	2	BEARING, needle, operating lever shaft
7	053926	2	SEAL, dust, operating lever shaft bearing
8	058313	1	LEVER ASSEMBLY, operating lever shaft (Includes item 10)
9	035068	1	CAPSCREW, 1/2"NF x 2-1/4"
	904208	1	LOCKWASHER, 1/2"
	911043	1	NUT, 1/2"NF
10	049988	1	BUSHING, shaft lever
11	049993	2	PIN, control rod yoke
	900805	2	PIN, cotter, 1/8" x 3/4"
12	641045	1	ROD, control
	913830	1	NUT, jam, 1/2"NF
13	068389	1	YOKE, control rod
14	641048	1	LEVER ASSEMBLY, shifting yoke shaft (Includes item 16)
15	046419	1	CAPSCREW, 3/8"NF x 2"
	904206	1	LOCKWASHER, 3/8"
	911041	1	NUT, 3/8"NF
16	049988	1	BUSHING, yoke shaft lever
17	634013	1	SHAFT, shifting yoke, left
18	633953	1	SHAFT, shifting yoke, right
19	603010	2	SEAL, oil, shifting yoke shafts
20	604925	3	BEARING, needle, shifting yoke shaft
21	036997	4	KEY, shifting yoke shafts
22	634018	1	YOKE, shifting
23	035068	2	CAPSCREW, 1/2"NF x 2-1/4"
	904208	2	LOCKWASHER, 1/2"
	911043	2	NUT, 1/2"NF
24	634016	2	BLOCK, sliding
25	634015	2	CAPSCREW, 3/8"NF x 1-3/4"



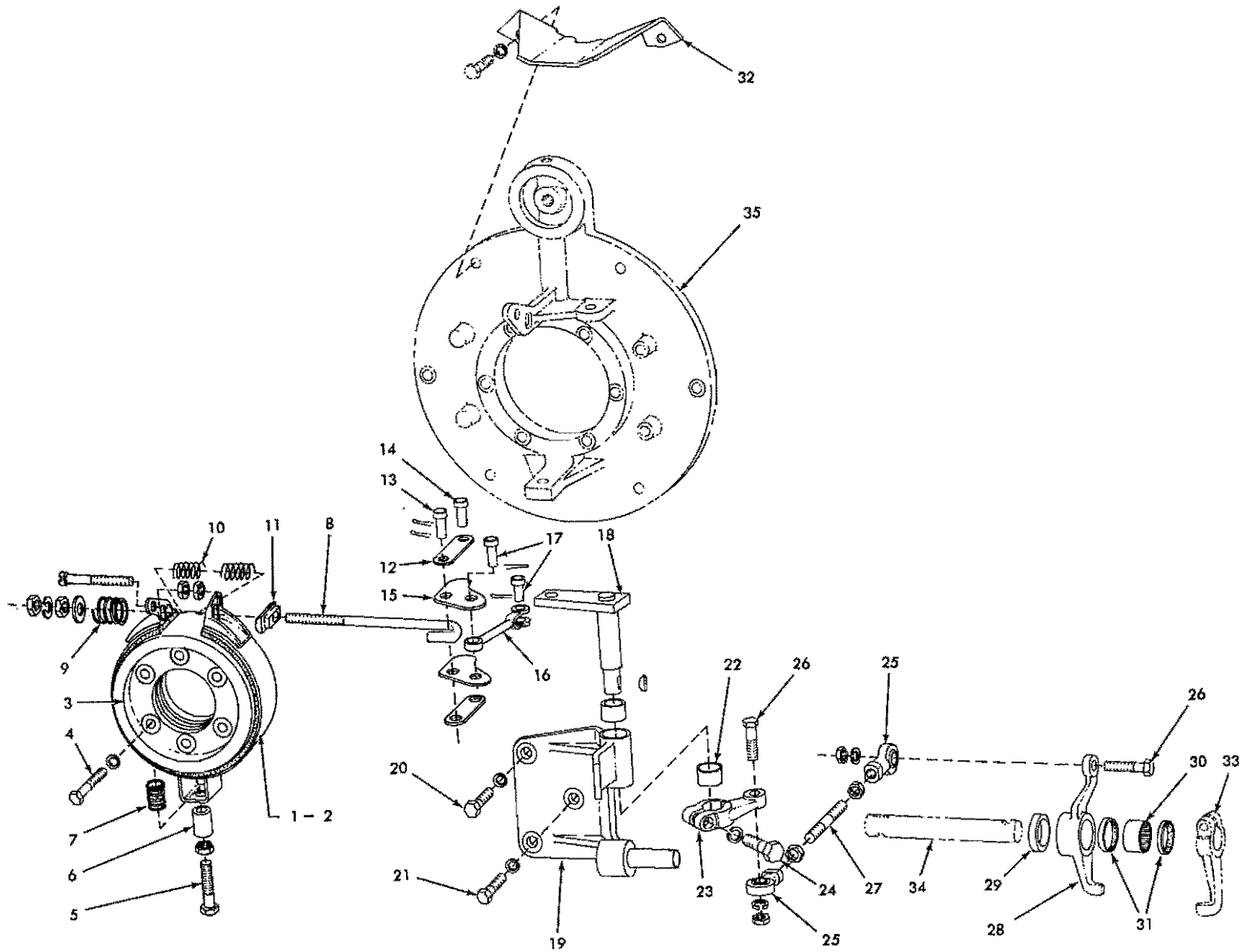
ENGINE CLUTCH CONTROL (Model HD16DC)

T-39409

ENGINE CLUTCH CONTROL

USAGE: Model HD16DC

ITEM	PART NO.	QTY.	DESCRIPTION
1	078620	1	GRIP, operating lever
2	632452	1	LEVER, operating
3	035278	1	CAPSCREW, 1/2"NF x 2-3/4"
	904208	1	LOCKWASHER, 1/2"
	911043	1	NUT, 1/2"NF
4	053926	2	SEAL, dust, operating lever shaft bearing
5	051513	2	BEARING, needle, operating lever shaft
6	036997	2	KEY, #13 woodruff, hardened, 3/16" x 1"
7	649412	1	SHAFT, operating lever
8	075756	1	LEVER ASSEMBLY, operating lever shaft (Includes item 10)
9	035068	1	CAPSCREW, 1/2"NF x 2-1/4"
	904208	1	LOCKWASHER, 1/2"
	911043	1	NUT, 1/2"NF
10	049988	1	BUSHING, shaft lever
11	049993	2	PIN, control rod yoke
	900805	2	PIN, cotter, 1/8" x 3/4"
12	068389	1	YOKE, control rod
13	631275	1	ROD, control
	911043	1	NUT, 1/2"NF
14	049988	1	BUSHING, fork shaft lever
15	631347	1	LEVER ASSEMBLY, shifting fork shaft, left (Includes item 14)
16	035278	1	CAPSCREW, 1/2"NF x 2-3/4"
	904208	1	LOCKWASHER, 1/2"
	911043	1	NUT, 1/2"NF
17	632617	1	SHAFT, shifting fork
18	052747	3	KEY, yoke shaft lever
19	632628	1	FORK, shifting
20	035236	2	CAPSCREW, 1/2"NC x 1-3/4"
21	632608	2	SEAL, dust, shifting fork shaft bearing
22	604435	2	BEARING, needle, shifting fork shaft
23	-----	1	LEVER, shifting lock (See GEAR SHIFT)



ENGINE CLUTCH BRAKE (HD16D)

T-73629

ENGINE CLUTCH BRAKE

USAGE: Model HD16D only

ITEM	PART NO.	QTY.	DESCRIPTION
1	630169	1	BAND ASSEMBLY, brake (Includes item 2)
	907620	1	SCREW, machine, fil.-hd., 1/4"NC x 2-3/4"
	911024	2	NUT, 1/4"NC
2	-----	4	LINING, brake band (Not serviced separately)
3	634071	1	DRUM, brake
4	046419	6	CAPSCREW, 3/8"NF x 2"
	904206	6	LOCKWASHER, 3/8"
5	630493	1	CAPSCREW, band supporting
	911025	1	NUT, 5/16"NC
6	630498	1	SPACER, band supporting screw
7	059981	1	SPRING, band supporting
8	630510	1	BOLT, band adjusting
	912298	1	WASHER, plain, SAE std., 7/16"
	904207	1	LOCKWASHER, 7/16"
	914879	2	NUT, jam, 7/16"NC
9	050972	1	SPRING, band adjusting bolt
10	619260	2	SPRING, band expanding
11	059973	1	SHOE, cam lever
12	059971	2	LINK, cam lever
13	094317	1	PIN, cam lever link, front
	900805	1	PIN, cotter, 1/8" x 3/4"
14	049993	1	PIN, cam lever link, rear
	900805	1	PIN, cotter, 1/8" x 3/4"
15	639974	2	LEVER, cam
16	633958	1	LINK, connecting
17	078810	2	PIN, connecting link
	900802	2	PIN, cotter, 3/32" x 1"
18	640493	1	LEVER, brake control, upper
19	633917	1	BRACKET ASSEMBLY, lever supporting (Includes item 22)
20	044249	2	CAPSCREW, 3/8"NC x 1-1/8"
21	070960	1	CAPSCREW, 3/8"NC x 1-1/2"
	904206	3	LOCKWASHER, 3/8"
22	052669	2	BUSHING, lever supporting bracket
23	055416	1	LEVER, brake control, intermediate
	905121	1	KEY, #5 woodruff, 1/8" x 5/8"
24	037450	1	CAPSCREW, 5/16"NC x 1-1/4"
	904205	1	LOCKWASHER, 5/16"
25	617932	2	END, control rod
26	036039	2	CAPSCREW, 3/8"NF x 1-3/8"
	904206	2	LOCKWASHER, 3/8"
	911041	2	NUT, 3/8"NF

(Continued)

ENGINE CLUTCH BRAKE (Continued)

ITEM	PART NO.	QTY.	DESCRIPTION
27	633955	1	ROD, control
	911048	2	NUT, jam, 3/8"NF
28	630437	1	LEVER, brake control, lower
29	634017	1	SPACER, brake control lever
30	051513	1	BEARING, needle, brake control lever
31	053926	2	SEAL, dust, needle bearing
32	634002	1	GUARD, dirt
33	-----	-	LEVER (See SPEED SELECTION GEAR SHIFT)
34	-----	-	SHAFT, shifting yoke (See ENGINE CLUTCH CONTROL)
35	-----	-	RETAINER, rear bearing (See ENGINE CLUTCH AND HOUSING)



o

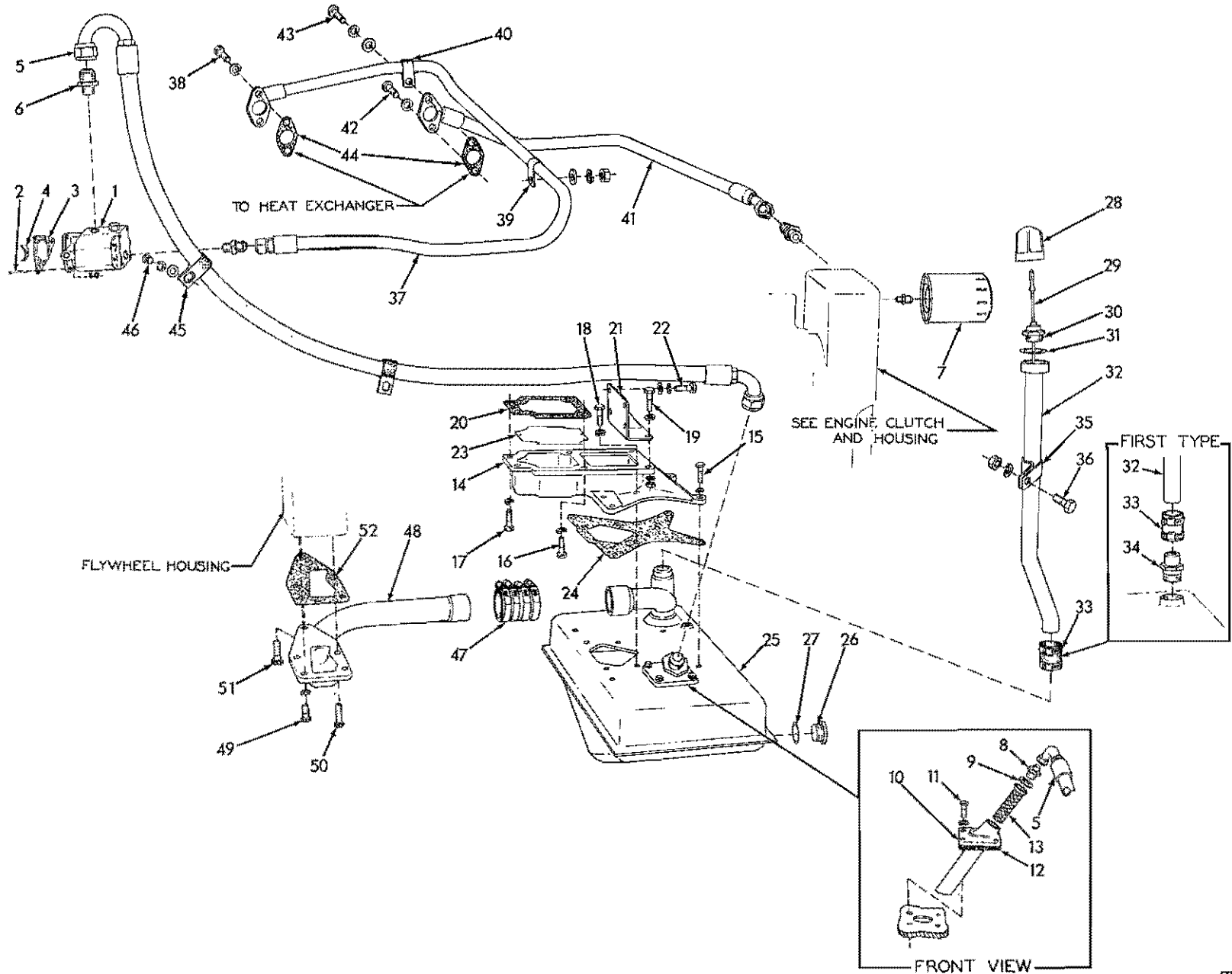
o



o

o





ENGINE CLUTCH OILING SYSTEM (Model HD16D)

T-70438

ENGINE CLUTCH OILING SYSTEM

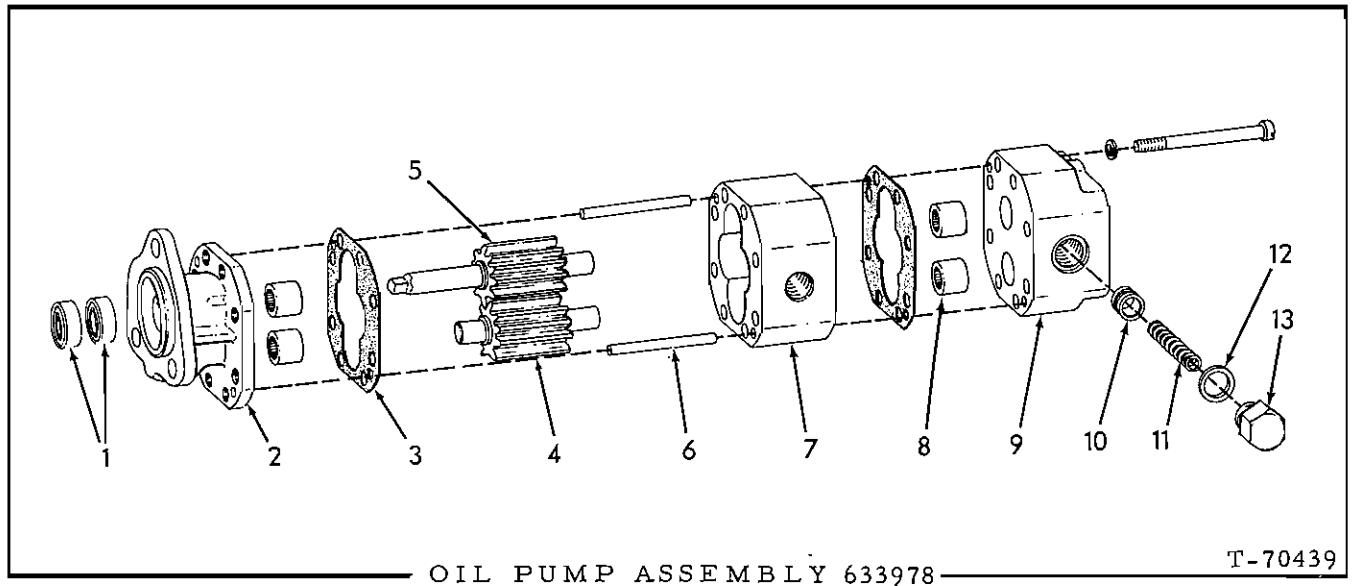
USAGE: Model HD16D

ITEM	PART NO.	QTY.	DESCRIPTION
1	633978	1	PUMP ASSEMBLY, oil (See page 135 for parts)
2	-----	3	STUD (See ACCESSORY DRIVE)
	904205	3	LOCKWASHER, 5/16"
	911025	3	NUT, 5/16"NC
3	4376605	1	GASKET, oil pump
4	4377121	1	FORK, pump coupling
5	646330	1	HOSE, tank to pump (See HOSE PARTS)
6	633980	1	ADAPTER, oil pump
7	4513411	1	FILTER ASSEMBLY, oil (Serviced only as a unit)
	919063	1	CONNECTOR, flare type, 1/2" tube, 3/8"NPT male
8	631283	1	ADAPTER, oil tank cover
9	035249	1	GASKET, oil tank adapter
10	631271	1	COVER, oil tank
11	070960	4	CAPSCREW, 3/8"NC x 1-1/2"
	904206	4	LOCKWASHER, 3/8"
12	631287	1	GASKET, oil tank cover
13	621039	1	SCREEN, oil
14	631264	1	ELBOW, oil tank to clutch housing
15	070960	4	CAPSCREW, 3/8"NC x 1-1/2"
	904206	4	LOCKWASHER, 3/8"
16	035190	2	CAPSCREW, 1/2"NC x 1-1/2"
17	920541	2	CAPSCREW, Nylok, 1/2"NC x 1-1/2"
18	035236	4	CAPSCREW, 1/2"NC x 1-3/4"
	904208	8	LOCKWASHER, 1/2"
19	035073	2	CAPSCREW, 1/2"NF x 1-3/4"
	064531	2	WASHER, plain
	904208	2	LOCKWASHER, 1/2"
	911043	2	NUT, 1/2"NF
20	633986	1	GASKET, elbow to clutch housing
21	633991	1	BRACKET, elbow supporting
22	013058	4	CAPSCREW, 3/8"NC x 1-1/4"
	904206	4	LOCKWASHER, 3/8"
	044973	4	WASHER, plain
23	642686	1	BAFFLE, oil tank (Effective with tractor #6448)
24	631267	1	GASKET, elbow to oil tank
25	634133	1	TANK, oil (Used prior to tractor #6448)
	641485	1	TANK, oil (Effective with tractor #6448)
	915739	1	PLUG, pipe, sq.-socket, 3/8"NPT
26	035250	1	PLUG, oil drain
27	035249	1	GASKET, oil drain plug

(Continued)

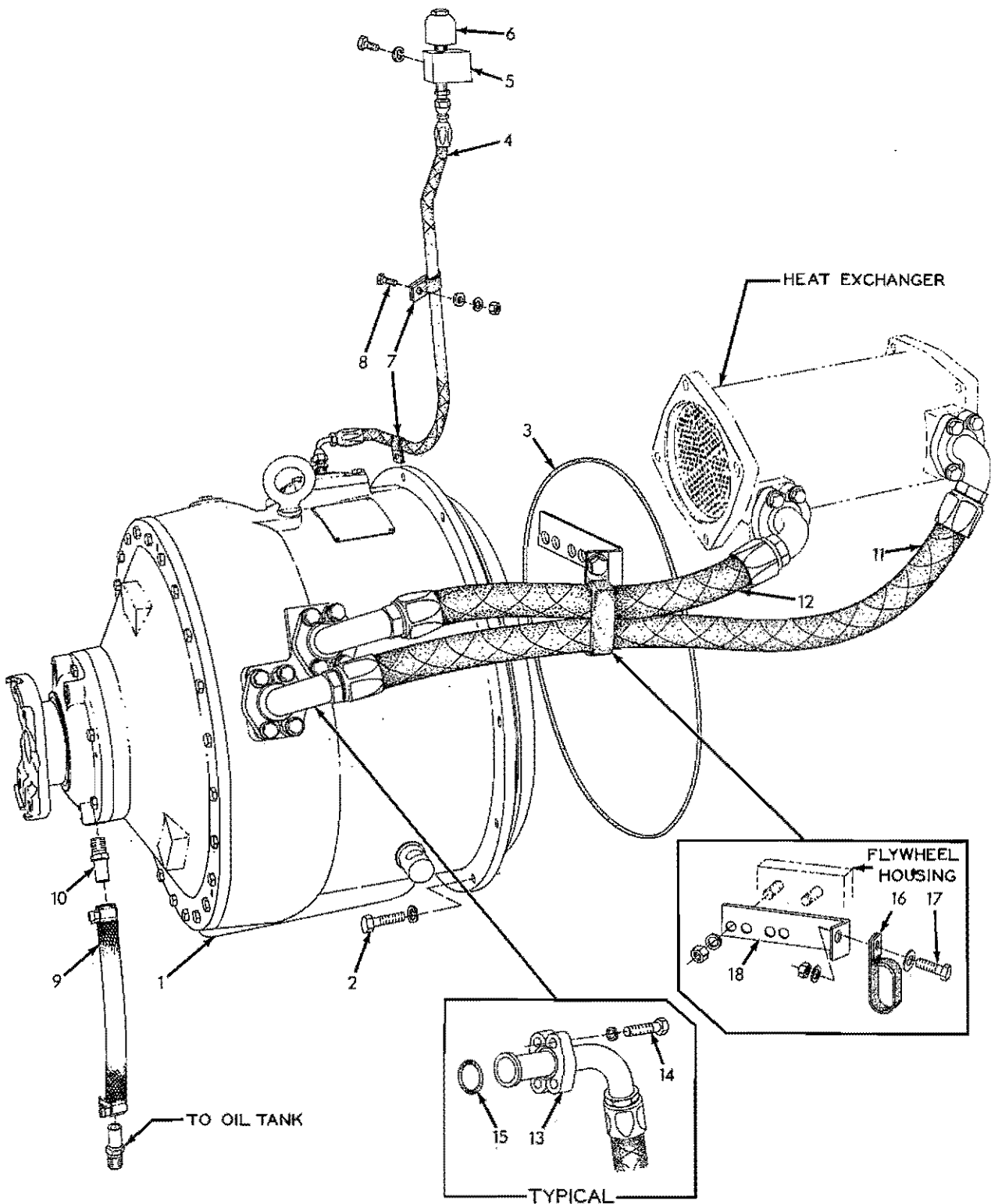
ENGINE CLUTCH OILING SYSTEM (Continued)

ITEM	PART NO.	QTY.	DESCRIPTION
28	034265	1	CAP, oil level gauge
29	631280	1	GAUGE, oil level
30	089814	1	PLUG, oil filler
31	034269	1	GASKET, oil filler plug
32	633952	1	TUBE, oil filler (Used prior to tractor #6448)
	643595	1	TUBE, oil filler (Effective with tractor #6448)
33	631285	1	HOSE, oil filler tube
	921912	2	CLAMP, 1-1/16" to 2" diam.
34	631286	1	ADAPTER, oil tank (Used prior to tractor #6448)
35	633910	1	CLIP, tube supporting
36	070469	1	CAPSCREW, 1/2"NF x 1-1/4"
	904208	1	LOCKWASHER, 1/2"
	911043	1	NUT, 1/2"NF
37	634449	1	HOSE ASSEMBLY, pump to heat exchanger (See HOSE PARTS)
	919615	1	CONNECTOR, flare type, 3/4" tube, 1/2"NPT male
38	044249	2	CAPSCREW, 3/8"NC x 1-1/8"
	904206	2	LOCKWASHER, 3/8"
39	622916	1	CLIP, pump discharge hose (1-1/16" diam., 17/32" bolt-hole) (Used prior to tractor #6971)
	644612	1	CLIP, pump discharge hose (1-3/16" diam., 17/32" bolt-hole) (Effective with tractor #6971)
40	911035	1	NUT, jam, 1/2"NC
	904208	1	LOCKWASHER, 1/2"
	910244	1	WASHER, plain, SAE std., 1/2"
40	621451	1	CLIP, pump discharge hose (1-1/16" diam., 13/32" bolt-hole) (Used prior to tractor #6971)
	644612	1	CLIP, pump discharge hose (1-3/16" diam., 17/32" bolt-hole) (Effective with tractor #6971)
41	634673	1	HOSE ASSEMBLY, heat exchanger to filter (See HOSE PARTS)
	919342	1	CONNECTOR, flare type, 3/4" tube 3/4"NPT male
42	044249	1	CAPSCREW, 3/8"NC x 1-1/8"
43	013058	1	CAPSCREW, 3/8"NC x 1-1/4"
	911115	1	WASHER, plain, SAE std., 3/8"
	904206	2	LOCKWASHER, 3/8"
44	634661	2	GASKET, hose flange
45	095869	2	CLIP, hose supporting (1-1/4" diam.)(Used prior to tractor #6971)
	632547	2	CLIP, hose supporting (1-1/2" diam.)(Effective with tractor #6971)
46	035525	1	CAPSCREW, 1/2"NF x 1-3/8"
	904208	1	LOCKWASHER, 1/2"
	910244	1	WASHER, plain, SAE std., 1/2"
47	609264	1	HOSE, oil return elbow (Effective with tractor #6448)
	921914	4	CLAMP, hose, 2-5/16" to 3-1/4" diam.
48	642685	1	ELBOW, oil tank to flywheel housing (Effective with tractor #6448)
49	035733	3	CAPSCREW, 1/2"NC x 1-3/8"
50	4255335	1	BOLT, self-locking, 1/2"NC x 2"
51	659465	1	BOLT, self-locking, 1/2"NC x 1-7/8"
	904208	3	LOCKWASHER, 1/2"
52	640636	1	GASKET, oil return elbow (Effective with tractor #6448)



USAGE: Model HD16D. See page 133

ITEM	PART NO.	QTY.	DESCRIPTION
1	4047783	2	SEAL, oil
2	-----	1	STATOR (Not serviced separately)
3	637709	2	GASKET, pump housing
4	638321	1	SHAFT ASSEMBLY, idler (Includes gear. Serviced only as a unit)
5	638320	1	SHAFT ASSEMBLY, driving (Includes gear. Serviced only as a unit)
6	4048000	4	PIN, dowel, pump housing
7	-----	1	HOUSING, gear (Not serviced separately)
8	077241	4	BEARING, needle
9	-----	1	CAP, end (Not serviced separately)
	907620	8	SCREW, machine, fil-hd., 1/4"NC x 2-3/4"
	904204	8	LOCKWASHER, 1/4"
10	623835	1	PLUNGER, pressure relief valve
11	623838	1	SPRING, pressure relief valve
12	623837	1	GASKET, pressure relief valve cap
13	623836	1	CAP, pressure relief valve



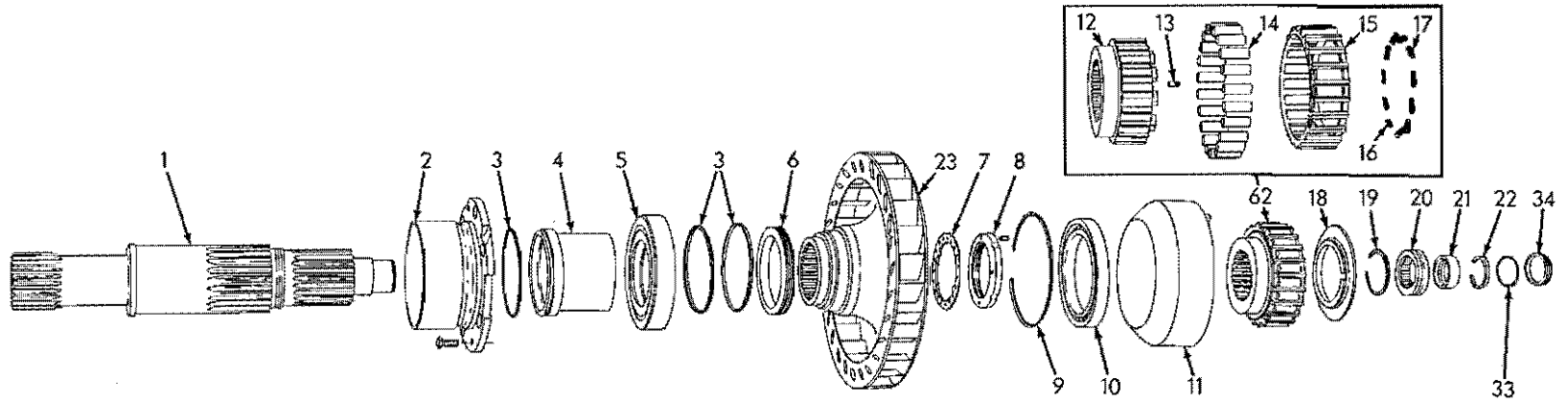
TORQUE CONVERTER (Model HD16DC)

T-38147

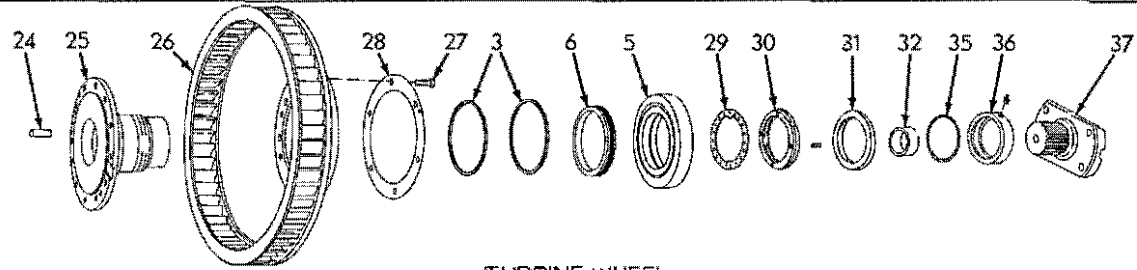
TORQUE CONVERTER

USAGE: Model HD16DC

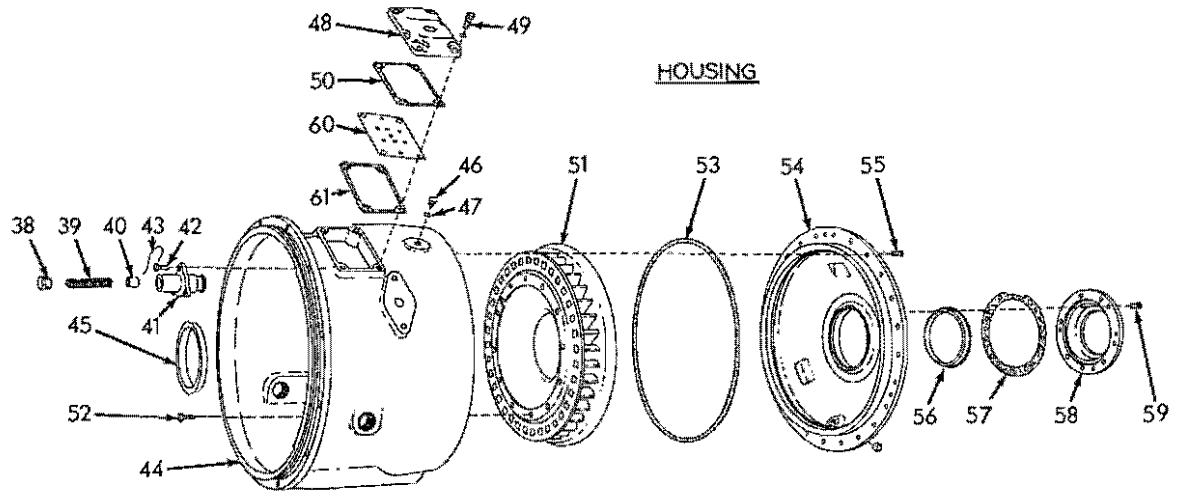
ITEM	PART NO.	QTY.	DESCRIPTION
1	630796	1	CONVERTER ASSEMBLY, torque (See page 139 for parts. Also includes engine clutch throwout mechanism)
	040011	11	CAPSCREW, 7/16"NC x 1-1/2"
2	921510	1	CAPSCREW, Nylok, 7/16"NC x 1-1/4"
	904207	12	LOCKWASHER, 7/16"
3	621186	1	O-RING, torque converter to flywheel housing
4	645240	1	HOSE, breather (See HOSE PARTS)
	919062	2	CONNECTOR, flare type, 3/8" tube, 1/4"NPT male
5	629721	1	BLOCK, breather
	070467	1	CAPSCREW, 1/2"NF x 1"
	904208	1	LOCKWASHER, 1/2"
6	050748	1	BREATHER, engine clutch compartment
7	094422	2	CLIP, supporting, breather hose (5/8" diam.)(Used prior to tractor #6967)
	621304	2	CLIP, supporting, breather hose (3/4" diam.)(Effective with tractor #6967)
8	035167	1	CAPSCREW, 3/8"NF x 7/8"
	911115	1	WASHER, plain, SAE std., 3/8"
	904206	1	LOCKWASHER, 3/8"
	911041	1	NUT, 3/8"NF
9	631284	1	HOSE, seal drain
	921911	2	CLAMP, hose, 11/16" to 1-1/4" diam.
10	631288	2	ADAPTER, drain hose
11	646329	1	HOSE, oil discharge (See HOSE PARTS)
12	646328	1	HOSE, oil return (See HOSE PARTS)
13	921117	8	FLANGE, hose attaching (half only)
14	041250	16	CAPSCREW, 7/16"NC x 1-1/4"
	904207	16	LOCKWASHER, 7/16"
15	923664	4	O-RING, hose flange
16	631289	1	CLIP, hose supporting (For two 1-1/2" diam. lines)(Used prior to tractor #6967)
	645093	1	CLIP, hose supporting (For two 1-3/4" diam. lines)(Effective with tractor #6967)
17	070467	1	CAPSCREW, 1/2"NF x 1"
	910244	1	WASHER, plain, SAE std., 1/2"
	904208	1	LOCKWASHER, 1/2"
	911043	1	NUT, 1/2"NF
18	631274	1	ANGLE, hose supporting
	904208	2	LOCKWASHER, 1/2"
	911035	2	NUT, jam, 1/2"NC



INPUT SHAFT AND IMPELLER WHEEL



TURBINE WHEEL



HOUSING

TORQUE CONVERTER ASSEMBLY 630796 (Model HD16DC)

TORQUE CONVERTER ASSEMBLY 630796

USAGE: Model HD16DC. See page 137

ITEM	PART NO.	QTY.	DESCRIPTION
1	632634	1	SHAFT, input
2	632625	1	SUPPORT, clutch shifting collar
	903775	7	CAPSCREW, 3/8"NC x 7/8"
3	632610	5	RING, sealing (3/32" wide)(Used prior to converter #206320)
	640722	5	RING, sealing (1/8" wide)(Effective with converter #206320)
4	632622	1	CARRIER, front seal ring (3/32" groove)(Used prior to converter #206320)
	644403	1	CARRIER, front seal ring (1/8" groove)(Effective with converter #206320)
5	632583	2	BEARING, ball, input shaft and turbine wheel flange
6	632586	2	CARRIER, seal ring (3/32" grooves)(Used prior to converter #206320)
	640096	2	CARRIER, seal ring (1/8" grooves)(Effective with converter #206320)
7	632581	1	WASHER, locking, impeller retaining nut
8	632582	1	NUT, impeller retaining
	921401	1	SETSCREW, hex socket, half-dog-pt., 5/16"NC x 3/4"
9	632590	1	RING, snap, bearing retaining
10	632584	1	BEARING, ball, over-running clutch cam
11	632652	1	RACE, over-running clutch
12	-----	1	□CAM, over-running clutch
13	634342	1	□PIN, driving, thrust washer
14	-----	22	□ROLLER, over-running clutch
15	-----	1	□CAGE, clutch rollers
16	-----	2	□SPRING, cage return
17	-----	9	□SPRING, bumper
18	632606	1	WASHER, thrust
19	632588	1	RING, snap, bearing retaining
20	632591	1	ROLLER ASSEMBLY, input shaft rear bearing
21	632585	1	RACE, inner, input shaft rear bearing
22	632601	1	RING, snap, input shaft
23	638849	1	WHEEL, impeller
24	632600	6	PIN, dowel, over-running clutch race

□Indicates component of item 62
(Continued)

TORQUE CONVERTER ASSEMBLY 630796 (Continued)

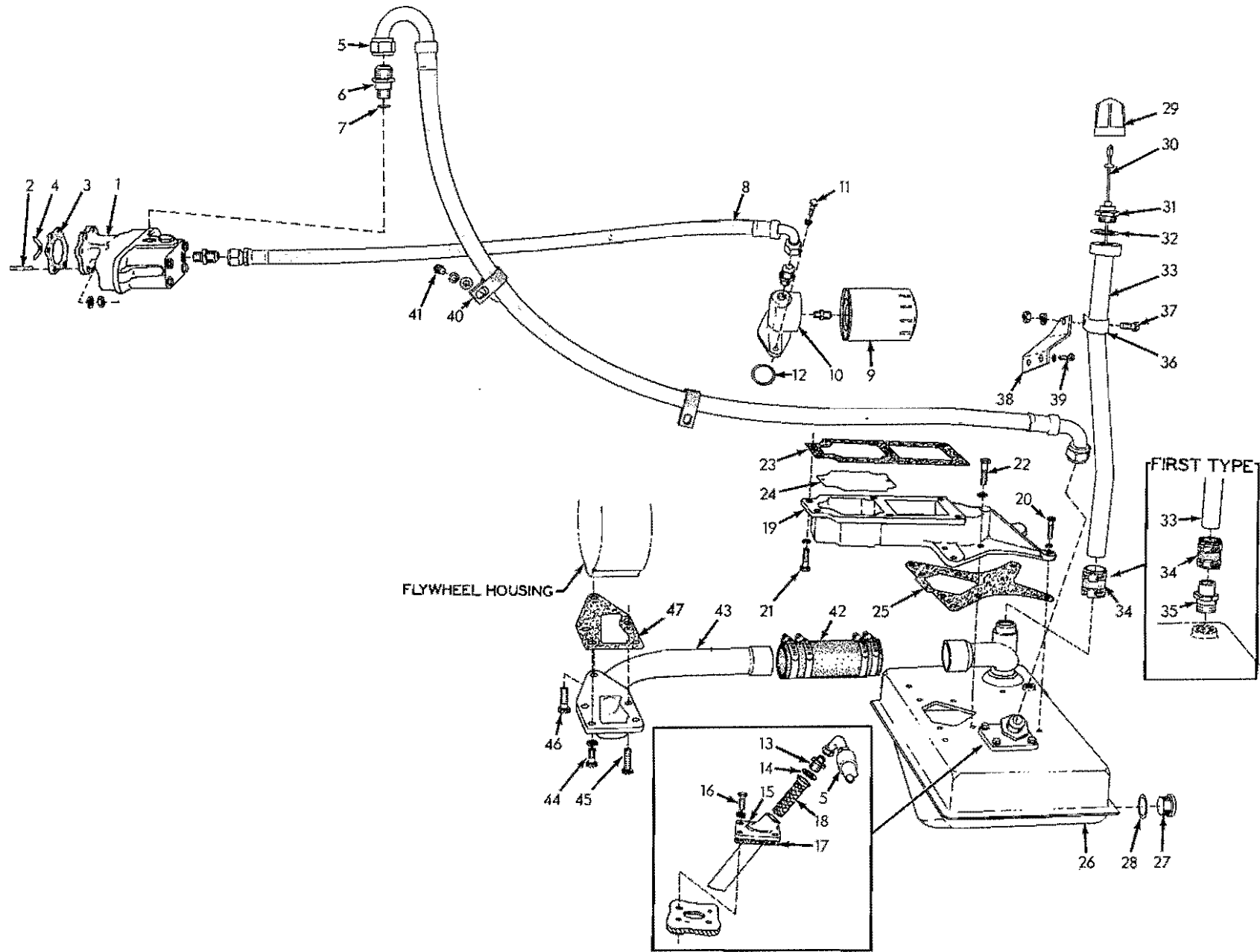
ITEM	PART NO.	QTY.	DESCRIPTION
25	632635	1	FLANGE, turbine wheel
26	632632	1	WHEEL, turbine
27	012992	6	CAPSCREW, 3/8"NF x 1-1/4"
28	632595	1	WASHER, dowel pin retaining
29	624816	1	WASHER, locking, bearing retaining nut
30	624815	1	NUT, bearing retaining
	921401	1	SETSCREW, hex-socket, half-dog-pt., 5/16"NC x 3/4"
31	632611	1	SEAL, oil, rear
32	632589	1	SLEEVE, wear, turbine wheel flange
33	923814	1	O-RING, turbine wheel flange
34	632620	1	CARRIER, o-ring
35	923585	1	O-RING, drive shaft yoke
36	632621	1	SLEEVE, drive shaft yoke
	914465	1	FITTING, lubricating, straight, 1/8"NPT
37	638848	1	YOKE ASSEMBLY, drive shaft (Includes item 36)
38	632605	1	PLUG, relief valve
39	632619	1	SPRING, relief valve
40	632609	1	PISTON, relief valve
41	632618	1	BODY, relief valve
42	069010	3	CAPSCREW, drilled-hd., 3/8"NC x 1"
43	023633	1	WIRE, locking, 1/16" x 12"
44	632607	1	HOUSING ASSEMBLY (Includes item 45)
45	632592	1	SLEEVE, wear, torque converter housing
46	632615	1	PLUG, hole
47	921884	1	O-RING, hole plug
			} Early units only
48	628572	1	COVER, housing
49	035439	4	CAPSCREW, 3/8"NC x 1"
	904206	4	LOCKWASHER, 3/8"
50	628571	1	GASKET, housing cover
51	632624	1	WHEEL ASSEMBLY, guide (stationary)(Serviced only as a unit)
52	650399	11	CAPSCREW, self-locking, 3/8"NF x 7/8"
53	632587	1	GASKET, end plate
54	632623	1	PLATE ASSEMBLY, rear end (Includes item 56)
	909091	1	PLUG, pipe, hex-socket, 3/4"NPT
55	013058	24	CAPSCREW, 3/8"NC x 1-1/4"
56	632592	1	SLEEVE, wear, rear end plate

(Continued)

TORQUE CONVERTER ASSEMBLY 630796 (Continued)

ITEM	PART NO.	QTY.	DESCRIPTION
57	052168	1	GASKET, rear bearing retainer
58	632638	1	RETAINER, rear bearing
59	013058	6	CAPSCREW, 3/8"NC x 1-1/4"
60	630175	1	BAFFLE, oil
61	628571	1	GASKET, oil baffle
62	638352	1	CLUTCH KIT, over-running, torque converter (Consists of items 12 thru 17)

} Not included in Complete Assembly



TORQUE CONVERTER OIL SUPPLY (Model HD16DC)

T-38149

TORQUE CONVERTER OIL SUPPLY

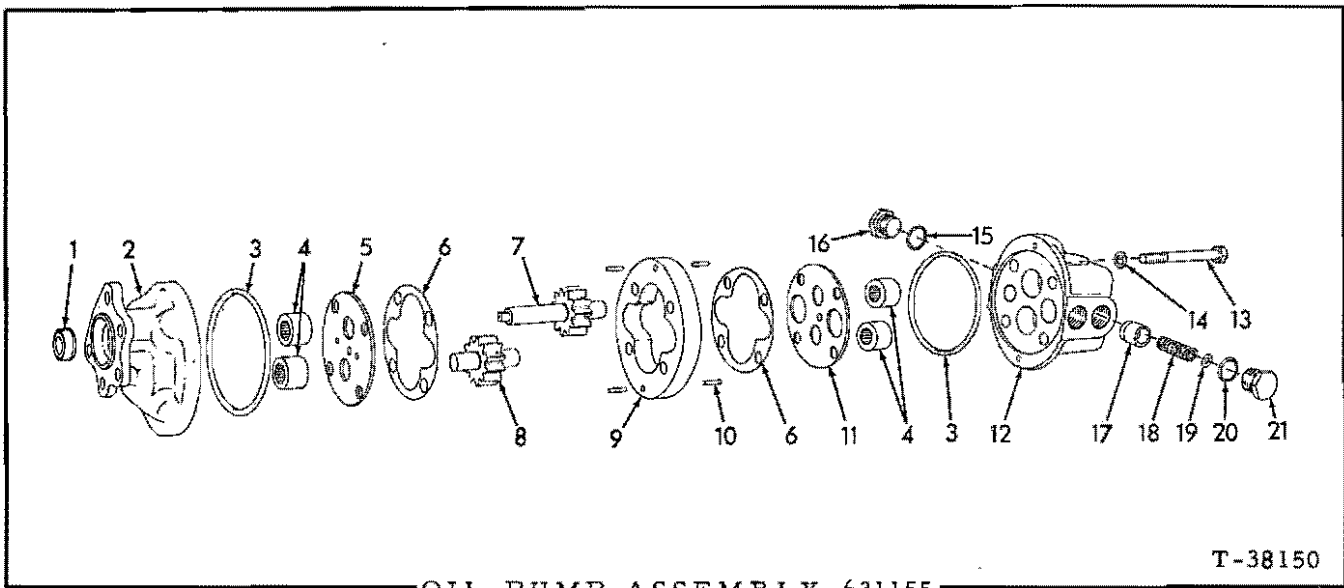
USAGE: Model HD16DC

ITEM	PART NO.	QTY.	DESCRIPTION
1	631155	1	PUMP ASSEMBLY, oil (See page 145 for parts)
2	-----	5	STUD (See ACCESSORY DRIVE)
	904206	5	LOCKWASHER, 3/8"
	911041	5	NUT, 3/8"NF
3	4386826	1	GASKET, oil pump
4	4377121	1	FORK, pump coupling
5	646330	1	HOSE, tank to pump (See HOSE PARTS)
6	631375	1	ADAPTER, oil pump
7	923379	1	O-RING, hose adapter
8	646331	1	HOSE, pump to filter (See HOSE PARTS)
	919615	1	CONNECTOR, flare type, 3/4" tube, 1/2"NPT male
	919342	1	CONNECTOR, flare type, 3/4" tube, 3/4"NPT male
9	4513411	1	FILTER ASSEMBLY, oil (Serviced only as a unit)
	919063	1	CONNECTOR, flare type, 1/2" tube, 3/8"NPT male
10	631268	1	HEAD, oil filter
11	041250	2	CAPSCREW, 7/16"NC x 1-1/8"
	904207	2	LOCKWASHER, 7/16"
12	619801	1	RING, sealing, filter head
13	631283	1	ADAPTER, oil tank cover
14	035249	1	GASKET, oil tank adapter
15	631271	1	COVER, oil tank
16	070960	4	CAPSCREW, 3/8"NC x 1-1/2"
	904206	4	LOCKWASHER, 3/8"
17	631287	1	GASKET, oil tank cover
18	621039	1	SCREEN, oil
19	631524	1	ELBOW, converter to oil tank
20	070960	4	CAPSCREW, 3/8"NC x 1-1/2"
	904206	4	LOCKWASHER, 3/8"
21	035190	6	CAPSCREW, 1/2"NC x 1-1/2"
22	035236	4	CAPSCREW, 1/2"NC x 1-3/4"
	904208	10	LOCKWASHER, 1/2"
23	642687	1	GASKET, converter to elbow
24	642686	1	BAFFLE, oil tank (Effective with tractor #6176)
25	631267	1	GASKET, elbow to oil tank
26	{ 634133	1	TANK, oil (Used prior to tractor #6176)
	{ 641485	1	TANK, oil (Effective with tractor #6176)
27	035250	1	PLUG, oil drain

(Continued)

TORQUE CONVERTER OIL SUPPLY (Continued)

ITEM	PART NO.	QTY.	DESCRIPTION
28	035249	1	GASKET, oil drain plug
29	034265	1	CAP, oil level gauge
30	63I280	1	GAUGE, oil level
31	089814	1	PLUG, oil filler
32	034269	1	GASKET, oil filler plug
33	631277	1	TUBE, oil filler (Used prior to tractor #6176)
	642680	1	TUBE, oil filler (Effective with tractor #6176)
34	631285	1	HOSE, oil filler tube
	921912	2	CLAMP, 1-1/16" to 2" diam.
35	631286	1	ADAPTER, oil tank (Used prior to tractor #6176)
36	053096	1	CLIP, tube supporting
37	070469	1	CAPSCREW, 1/2"NF x 1-1/4"
	904208	1	LOCKWASHER, 1/2"
	911043	1	NUT, 1/2"NF
38	631278	1	ANGLE, tube supporting
39	070960	2	CAPSCREW, 3/8"NC x 1-1/2"
	904206	2	LOCKWASHER, 3/8"
40	095869	2	CLIP, hose supporting (1-1/4" diam.)(Used prior to tractor #6967)
	632547	2	CLIP, hose supporting (1-1/2" diam.)(Effective with tractor #6967)
41	035525	1	CAPSCREW, 1/2"NF x 1-1/8"
	904208	1	LOCKWASHER, 1/2"
	910244	1	WASHER, plain, SAE std., 1/2"
42	609264	1	HOSE, oil return elbow (Effective with tractor #6176)
	921914	4	CLAMP, hose
43	642685	1	ELBOW, oil tank to flywheel housing (Effective with tractor #6176)
44	035733	3	CAPSCREW, 1/2"NC x 1-3/8"
45	4255335	1	BOLT, self-locking, 1/2"NC x 2"
46	659465	1	BOLT, self-locking, 1/2"NC x 1-7/8"
	904208	3	LOCKWASHER, 1/2"
47	640636	1	GASKET, oil return elbow (Effective with tractor #6176)

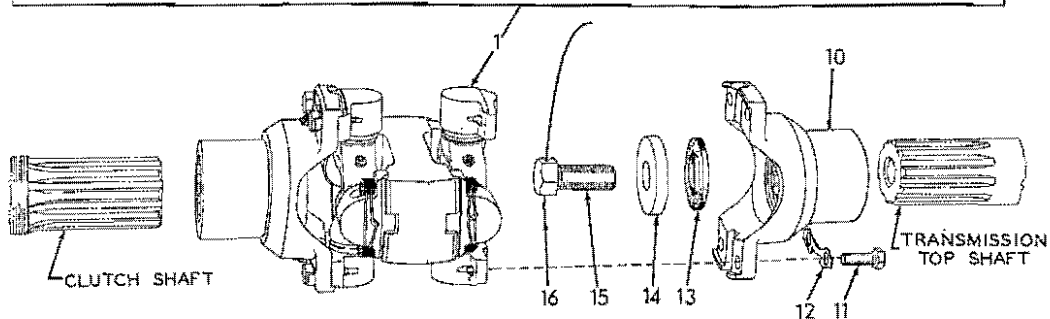
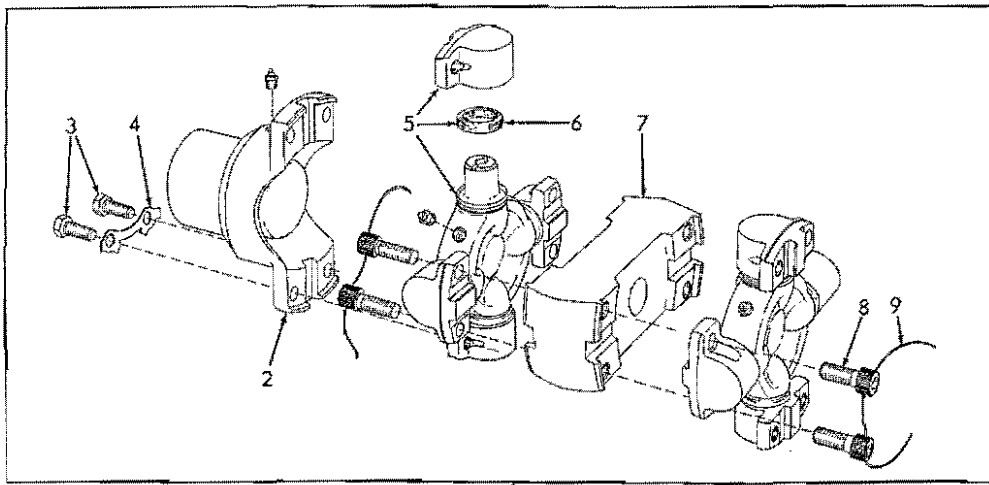


OIL PUMP ASSEMBLY 631155

T-38150

USAGE: Model HD16DC. See page 143

ITEM	PART NO.	QTY.	DESCRIPTION
1	646851	1	SEAL, pump shaft
2	-----	1	ADAPTER (Not serviced separately)
3	923587	2	O-RING, adapter
4	3015654	4	BEARING, needle
5	3015656	1	PLATE, wear, front
6	3015666	-	GASKET, shimming (.001" thick. Use as req'd)
	3015667	-	GASKET, shimming (.002" thick. Use as req'd)
7	634646	1	SHAFT ASSEMBLY, drive (Includes gear and snap rings. Serviced only as a unit)
8	634425	1	SHAFT ASSEMBLY, driven (Includes gear and rings. Serviced only as a unit)
9	-----	1	HOUSING, pump (Not serviced separately)
10	3015658	4	PIN, dowel, pump housing (hollow)
11	3015657	1	PLATE, wear, rear
12	-----	1	COVER, rear (Not serviced separately)
13	638868	4	CAPSCREW, 7/16"NF x 4"
14	078206	4	WASHER, plain (copper)
15	923574	1	O-RING, rear cover cap
16	634424	1	CAP, rear cover
17	3018397	1	PLUNGER, pressure relief valve
18	641567	1	SPRING, pressure relief valve plunger
19	634421	-	WASHER, shimming (Use as req'd)
20	923379	1	O-RING, pressure relief valve cap
21	634426	1	CAP, pressure relief valve

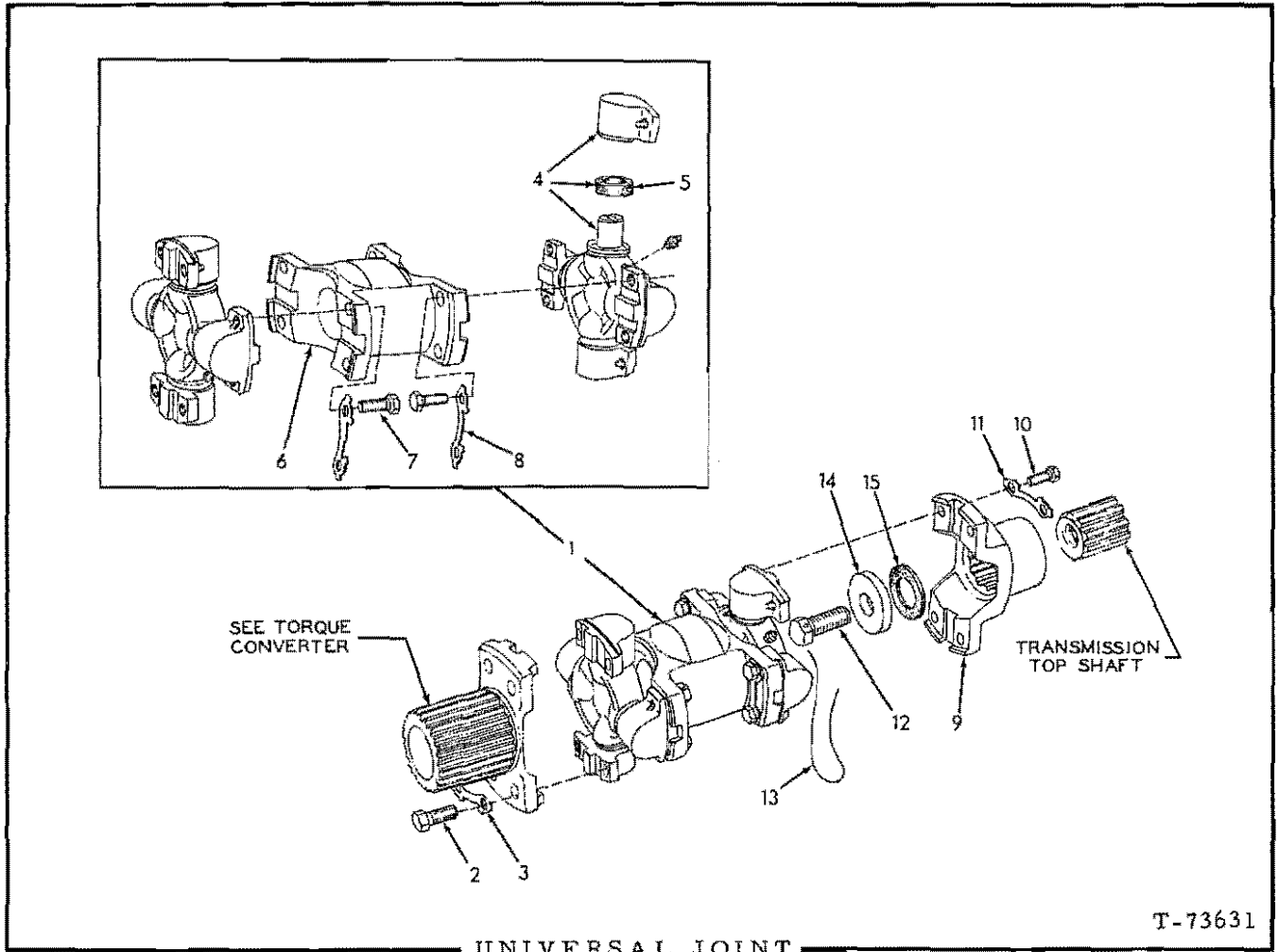


T-73630

UNIVERSAL JOINT

USAGE: Model HD16D

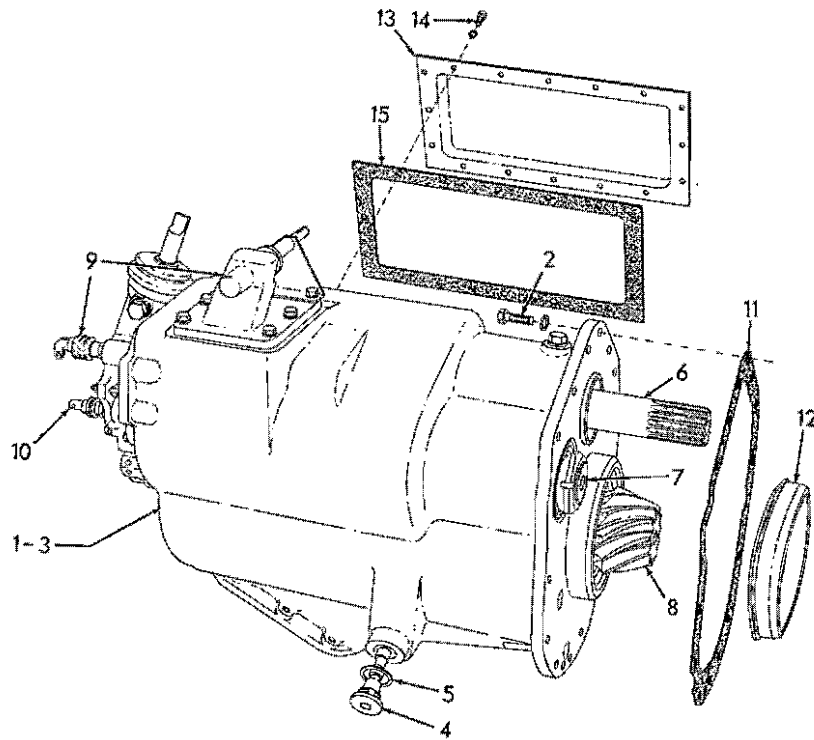
ITEM	PART NO.	QTY.	DESCRIPTION
1	632556	1	JOINT ASSEMBLY, universal (Consists of items 2 thru 9)
2	634287	1	YOKE ASSEMBLY, front (Includes FITTING 914687)
	914687	1	FITTING, lubricating, straight, 1/4"NF
3	058739	4	CAPSCREW, 7/16"NF x 1-1/16"
4	058741	2	LOCK, capscrew
5	629943	2	SPIDER ASSEMBLY (Includes bearings, item 6 and FITTING indented below)(Serviced only as a unit)
	914687	2	FITTING, lubricating, straight, 1/4"NF
6	084351	8	WASHER, sealing (cork)
7	634276	1	COUPLING, center
8	634277	8	CAPSCREW, coupling
9	023756	4	WIRE, locking, 1/16" x 26"
10	632559	1	YOKE, rear
11	058739	4	CAPSCREW, 7/16"NF x 1-1/16"
12	058741	2	LOCK, capscrew
13	059813	1	SEAL, rear yoke (rubber)
14	078314	1	WASHER, rear yoke retaining
15	075950	1	CAPSCREW, rear yoke retaining
16	023633	1	WIRE, locking, 1/16" x 12"



T-73631

USAGE: Model HD16DC

ITEM	PART NO.	QTY.	DESCRIPTION
1	631047	1	JOINT ASSEMBLY, universal (Consists of items 4 thru 8)
2	630862	4	CAPSCREW, drilled-hd., 7/16"NF x 1-3/8"
3	058741	2	LOCK, capscREW
4	083616	2	SPIDER ASSEMBLY (Includes bearings, item 5 and FITTING indented below) (Serviced only as a unit)
	914687	2	FITTING, lubricating, straight, 1/4"NF
5	084351	8	WASHER, sealing, spider bearing (cork)
6	631046	1	YOKE, center
7	058739	8	CAPSCREW, 7/16"NF x 1-1/16"
8	058741	4	LOCK, capscREW
9	075905	1	YOKE, rear
10	058739	4	CAPSCREW, 7/16"NF x 1-1/16"
11	058741	2	LOCK, capscREW
12	075950	1	CAPSCREW, rear yoke retaining
13	023633	1	WIRE, locking, 1/16" x 12"
14	078314	1	WASHER, rear yoke retaining
15	059813	1	SEAL, rear yoke (rubber)

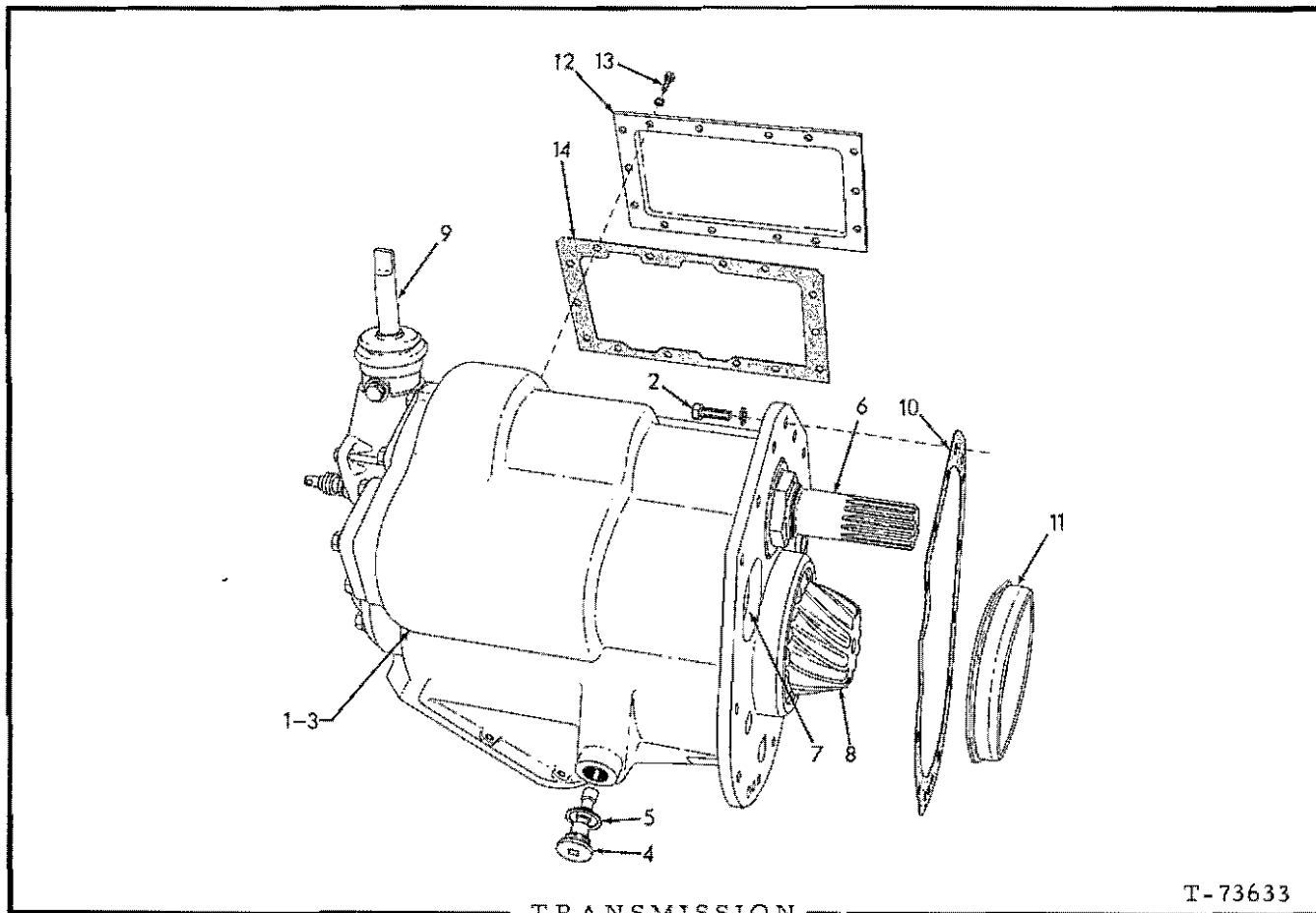


TRANSMISSION

T-73632

USAGE: Model HD16D

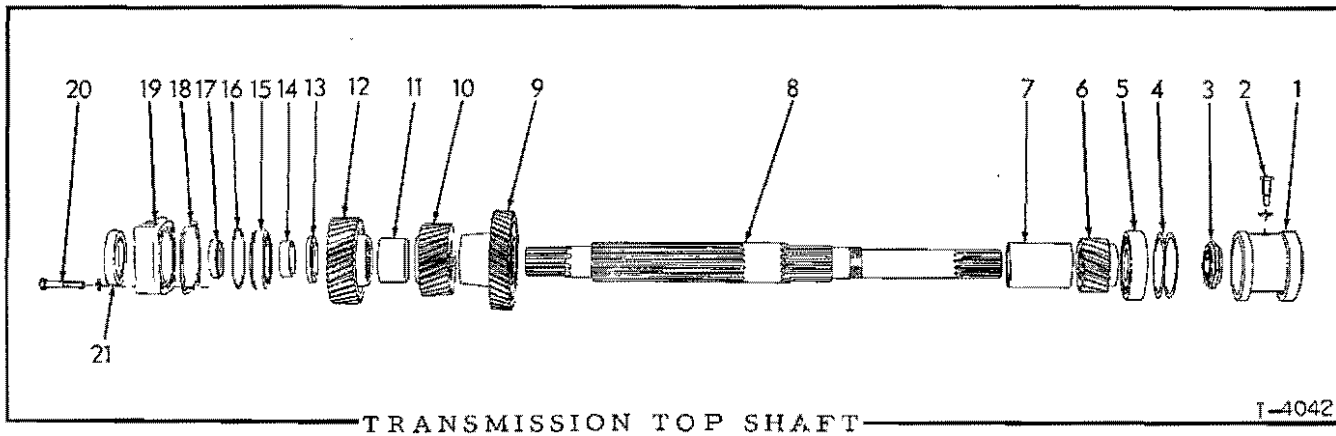
ITEM	PART NO.	QTY.	DESCRIPTION
1	631530	1	TRANSMISSION ASSEMBLY (Includes items 3 thru 10)
2	035018	14	CAPSCREW, 1/2"NF x 1-1/2"
	904208	14	LOCKWASHER, 1/2"
3	630939	1	CASE, transmission
4	067543	1	PLUG, drain
5	035249	1	GASKET, drain plug
6	-----	-	See TRANSMISSION TOP SHAFT
7	-----	-	See TRANSMISSION INTERMEDIATE SHAFT
8	-----	-	See TRANSMISSION PINION SHAFT
9	-----	-	See FORWARD HIGH-LOW GEAR SHIFT
10	-----	-	See SPEED SELECTION GEAR SHIFT
11	623618	1	GASKET, case to steering clutch housing
12	630290	1	RING, adapting
13	631419	1	COVER, side
14	035439	16	CAPSCREW, 3/8"NC x 1"
	904206	16	LOCKWASHER, 3/8"
15	069679	1	GASKET, side cover



T-73633

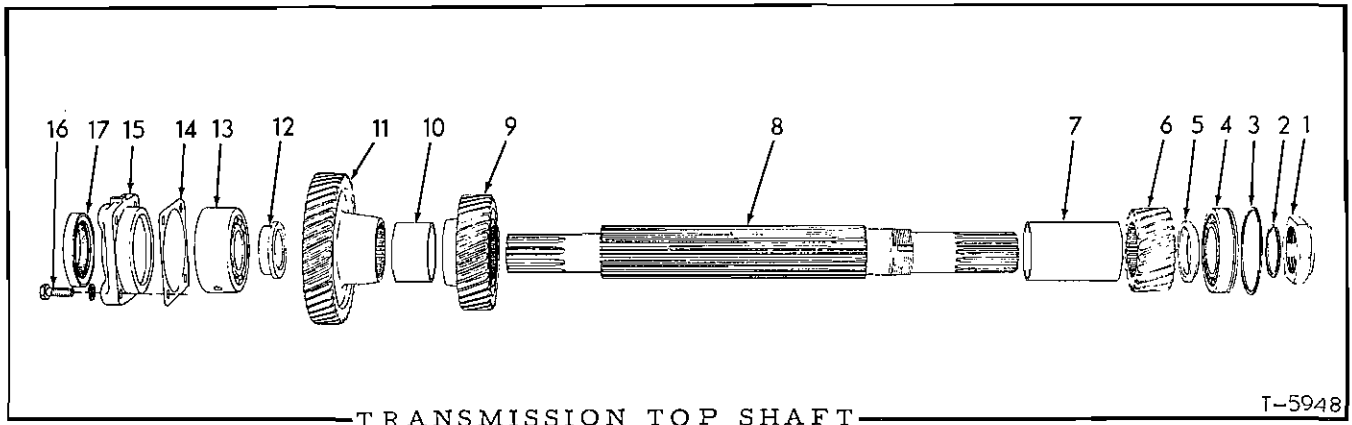
USAGE: Model HD16DC

ITEM	PART NO.	QTY.	DESCRIPTION
1	633700	1	TRANSMISSION ASSEMBLY (Includes items 3 thru 9)
2	035018	14	CAPSCREW, 1/2"NF x 1-1/2"
	904208	14	LOCKWASHER, 1/2"
3	630938	1	CASE, transmission
4	067543	1	PLUG, drain
5	035249	1	GASKET, drain plug
6	-----	-	See TRANSMISSION TOP SHAFT
7	-----	-	See TRANSMISSION REVERSE SHAFT
8	-----	-	See TRANSMISSION PINION SHAFT
9	-----	-	See GEAR SHIFT
10	623618	1	GASKET, case to steering clutch housing
11	630290	1	RING, adapting
12	631418	1	COVER, side
13	035439	14	CAPSCREW, 3/8"NC x 1"
	904206	14	LOCKWASHER, 3/8"
14	075391	1	GASKET, side cover



USAGE: Model HD16D

ITEM	PART NO.	QTY.	DESCRIPTION
1	069369	1	SLEEVE, rear bearing
2	621330	1	SCREW, sleeve locking
	904209	1	LOCKWASHER, 5/8"
3	078864	1	NUT, top shaft
4	069452	4	SHIM, bearing adjusting (.005" thick. Use as req'd)
5	069428	1	BEARING, ball, rear
6	073771	1	GEAR, 1st reverse (18 teeth)
7	069442	1	SLEEVE, spacing (4-1/8" long)
8	621680	1	SHAFT, top
9	069370	1	GEAR, 3rd reverse (40 teeth)
10	643059	1	GEAR, low range (30 teeth)
11	069443	1	SLEEVE, spacing (1-3/4" long)
12	069359	1	GEAR, high range and 2nd reverse (36 teeth)
13	069434	1	SPACER, high range and 2nd reverse gear (5/16" long)
14	069436	1	SLEEVE, spacing, front bearing
15	057281	1	BEARING, roller, front
16	042121	1	RING, snap, front bearing
17	069435	1	SPACER, front bearing (1/2" long)
18	069451	1	GASKET, front bearing retainer
19	098922	1	RETAINER, front bearing
20	028979	4	CAPSCREW, 1/2"NC x 2-1/2"
	904208	4	LOCKWASHER, 1/2"
21	629040	1	SEAL, oil, front bearing retainer

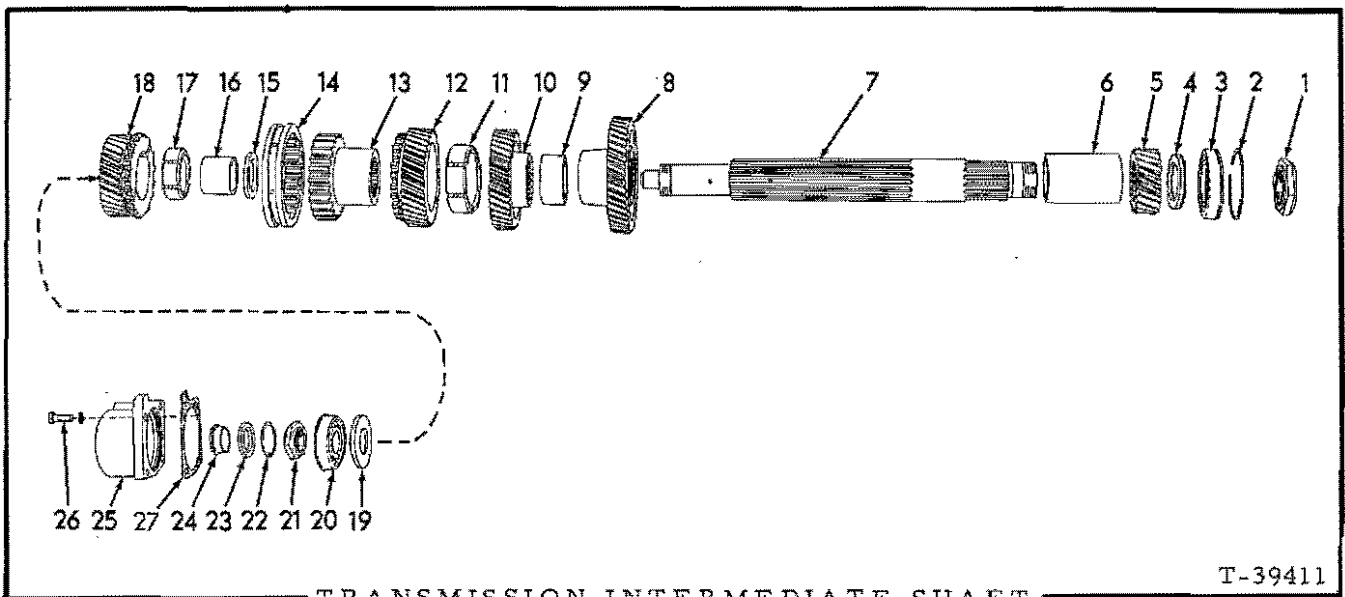


TRANSMISSION TOP SHAFT

T-5948

USAGE: Model HD16DC

ITEM	PART NO.	QTY.	DESCRIPTION
1	078862	1	NUT
2	065512	1	RING, spacing, rear bearing
3	040831	1	RING, snap, rear bearing
4	058135	1	BEARING, roller, rear
5	074818	1	SPACER, rear bearing
6	073808	1	GEAR, 1st speed (22 teeth)
7	069444	1	SLEEVE, spacing (4-9/16" long)
8	621683	1	SHAFT
9	073733	1	GEAR, 2nd speed and reverse (36 teeth)
10	069443	1	SLEEVE, spacing (1-3/4" long)
11	074838	1	GEAR, 3rd speed (46 teeth)
12	093713	1	SPACER, front bearing
13	074822	1	BEARING, ball, front
14	074842	7	SHIM, front bearing retainer (.003" thick. Use as req'd)
15	629041	1	RETAINER, front bearing
16	035236	4	CAPSCREW, 1/2"NC x 1-3/4"
	904208	4	LOCKWASHER, 1/2"
17	629040	1	SEAL, oil, front bearing retainer

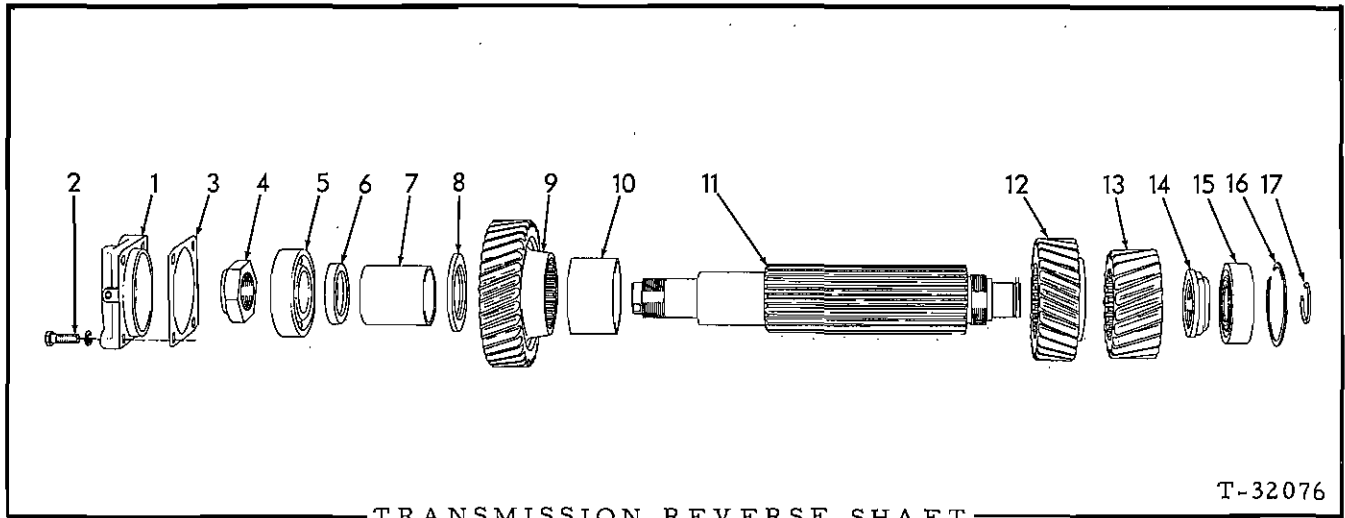


TRANSMISSION INTERMEDIATE SHAFT

T-39411

USAGE: Model HD16D

ITEM	PART NO.	QTY.	DESCRIPTION
1	083478	1	NUT, rear
2	042121	1	RING, snap, rear bearing
3	083476	1	BEARING, roller, rear
4	083477	1	SPACER, rear bearing
5	083479	1	GEAR, 1st and 2nd speeds (19 teeth)
6	069442	1	SLEEVE, gear spacing (4-1/8" long)
7	099066	1	SHAFT, intermediate
8	069370	1	GEAR, 4th and 6th speeds (40 teeth)
9	069443	1	SLEEVE, gear spacing (1-3/4" long)
10	069378	1	GEAR, 3rd and 5th speeds (36 teeth)
11	623667	1	BUSHING, low range gear
12	069358	1	GEAR, low range (35 teeth)
13	069423	1	HUB, low range gear
14	{ 099899	1	COLLAR, shifting (7/16" groove)(Used prior to tractor #7380)
	{ 647321	1	COLLAR, shifting (5/8" groove)(Effective with tractor #7380)
15	069449	1	SPACER, high range gear bearing
16	069390	1	RACE, high range gear bearing
17	623335	1	BUSHING, high range gear
18	069357	1	GEAR, high range (28 teeth)
19	041017	1	WASHER, spacing, front bearing
20	042852	1	BEARING, ball, front (Includes snap ring)
21	078861	1	NUT, front
22	621446	1	RING, snap
23	621332	1	RING, oil sealing, outer
24	621333	1	RING, oil sealing, inner
25	623703	1	RETAINER, front bearing
26	035190	4	CAPSCREW, 1/2"NC x 1-1/2"
	904208	4	LOCKWASHER, 1/2"
27	629734	1	GASKET, bearing retainer

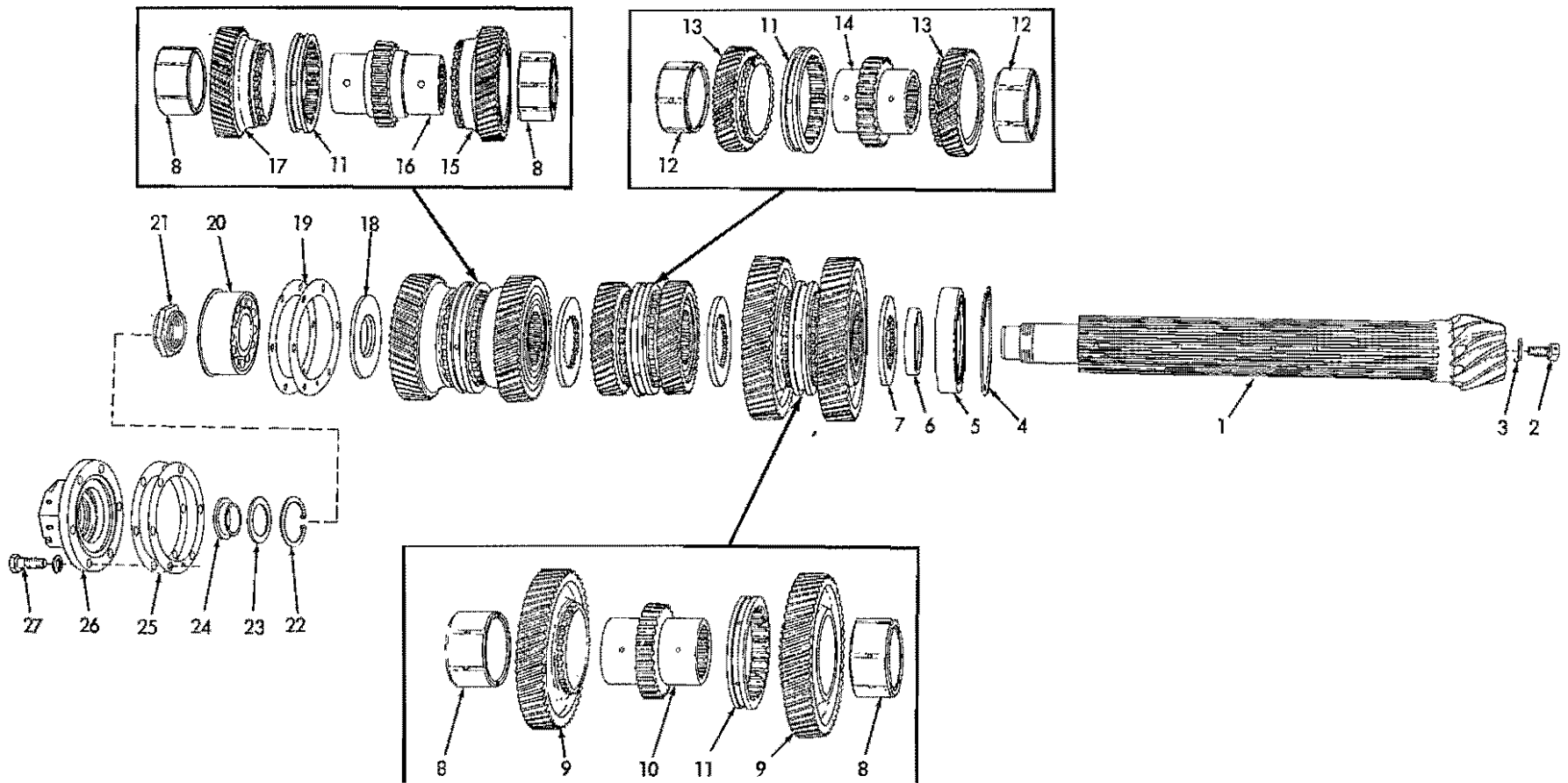


TRANSMISSION REVERSE SHAFT

T-32076

USAGE: Model HD16DC

ITEM	PART NO.	QTY.	DESCRIPTION
1	623729	1	RETAINER, front bearing
2	035712	4	CAPSCREW, 1/2"NC x 2-1/4"
	904208	4	LOCKWASHER, 1/2"
3	074841	7	SHIM, adjusting (.003" thick. Use as required)
4	079234	1	NUT, front
5	090645	1	BEARING, ball, front
6	074817	1	SPACER, front bearing
7	074814	1	SLEEVE, gear retaining (2-1/2" long)
8	074815	1	WASHER, gear retaining
9	073733	1	GEAR, 2nd reverse (36 teeth)
10	069443	1	SLEEVE, gear spacing (1-3/4" long)
11	098958	1	SHAFT, reverse
12	073738	1	GEAR, reverse (28 teeth)
13	073808	1	GEAR, 1st reverse (22 teeth)
14	079256	1	NUT, rear
15	052049	1	BEARING, roller, rear
16	052374	1	RING, snap, rear bearing
17	052225	1	RING, snap, reverse shaft

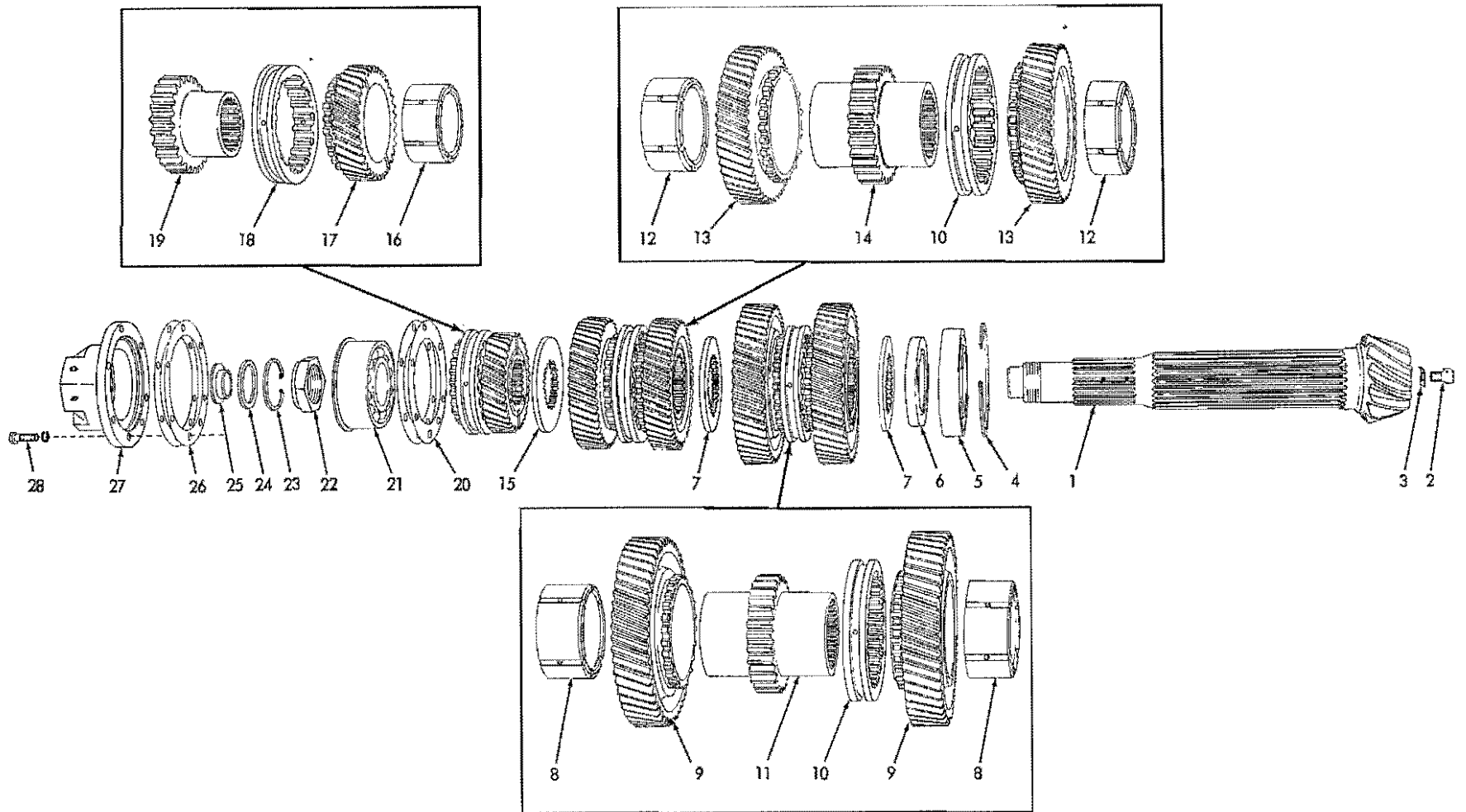


TRANSMISSION PINION SHAFT (Model HD16D)

TRANSMISSION PINION SHAFT

USAGE: Model HD16D

ITEM	PART NO.	QTY.	DESCRIPTION	
1	099074	1	PINION, bevel (11 teeth)	
2	098996	1	PLUG, pinion oil hole	} Used prior to tractor #6553 excluding #6535 and #6547
3	098997	1	LOCK, pinion plug	
4	059589	1	RING, snap, rear bearing	
5	059328	1	BEARING, roller, rear	
6	069427	1	SPACER, rear bearing	
7	069386	3	WASHER, gear spacing	
8	623334	4	BUSHING, pinion shaft gears (2-7/16" wide)	
9	073777	2	GEAR, 1st reverse and 1st and 2nd speed (54 teeth)	
10	098957	1	HUB, 1st reverse and 1st and 2nd speed gears	
11	099898	3	COLLAR, shifting (7/16" groove)(Used prior to tractor #7496)	
	650745	3	COLLAR, shifting (5/8" groove)(Effective with tractor #7469)	
12	623337	2	BUSHING, pinion shaft gears (1-13/16" wide)	
13	069377	2	GEAR, 3rd reverse and 4th and 6th speeds (41 teeth)	
14	099073	1	HUB, 3rd reverse and 4th and 6th speed gears	
15	069374	1	GEAR, 3rd and 5th speed (48 teeth)	
16	099060	1	HUB, 2nd reverse and 3rd and 5th speed gears	
17	649661	1	GEAR, 2nd reverse (48 teeth)	
18	069425	1	WASHER, spacing, front bearing (5-1/8" O. D.)(Used prior to tractor #7527)	
	649660	1	WASHER, spacing, front bearing (5-1/2" O. D.)(Effective with tractor #7527)	
19	069447	4	SHIM, adjusting, pinion depth (.005" thick)	} Use as req'd.
	069448	6	SHIM, adjusting, pinion depth (.010" thick)	
20	048698	1	BEARING, ball, front (Includes snap ring)	
21	078862	1	NUT, bevel pinion (Also see ODOMETER for special nut.)	
22	621445	1	RING, snap	
23	621334	1	RING, oil sealing, outer	
24	621335	1	RING, oil sealing, inner	
25	069445	7	SHIM, cover adjusting (.007" thick)	} Use as req'd.
	069446	3	SHIM, cover adjusting (.005" thick)	
26	623704	1	COVER, bearing	
27	035190	6	CAPSCREW, 1/2"NC x 1-1/2"	
	904208	6	LOCKWASHER, 1/2"	



TRANSMISSION PINION SHAFT (Model HD16DC)

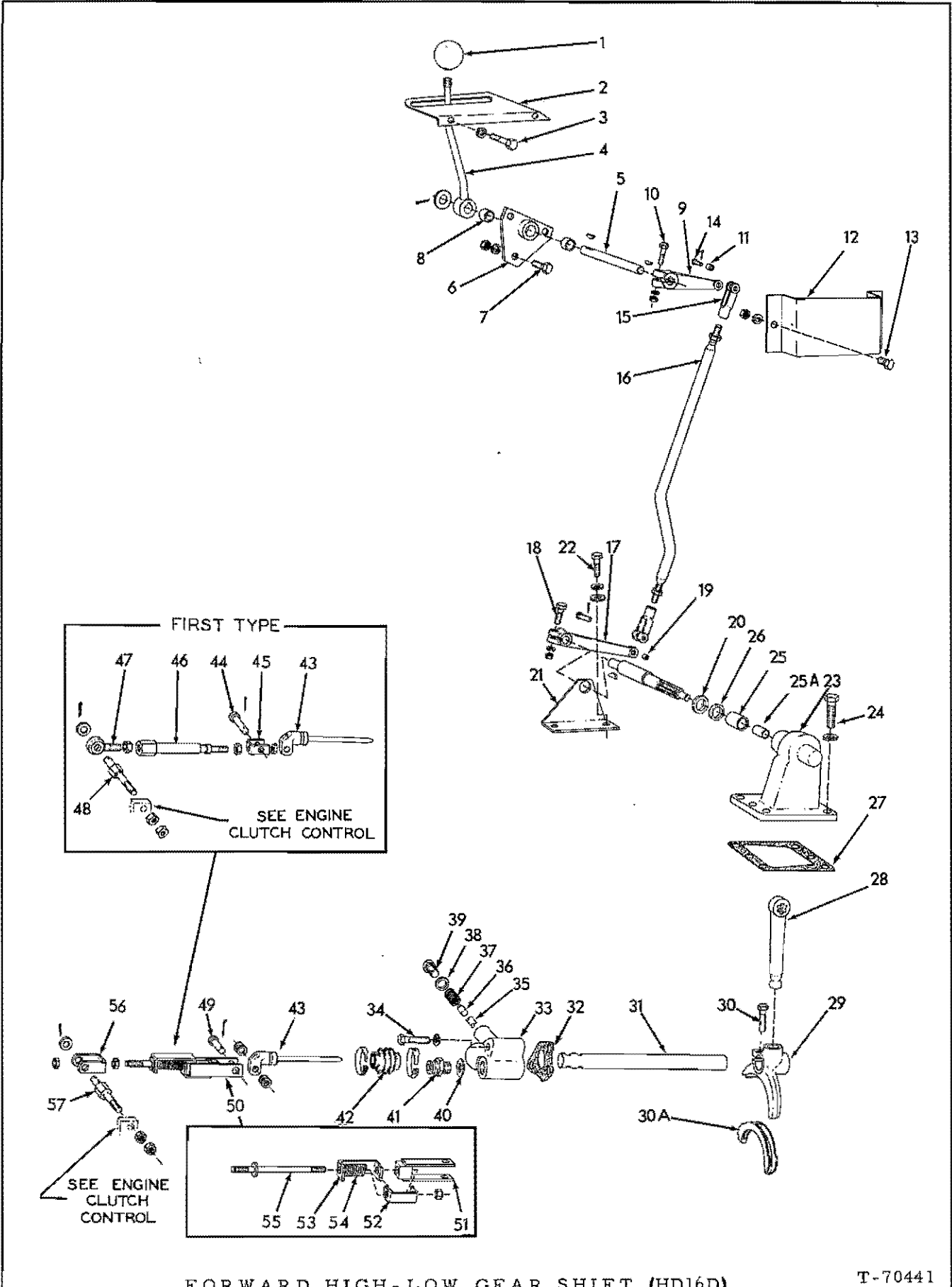
T-30867

TRANSMISSION PINION SHAFT

USAGE: Model HD16DC

ITEM	PART NO.	QTY.	DESCRIPTION
1	098961	1	PINION, bevel (12 teeth)
2	098996	1	PLUG, pinion oil hole
3	098997	1	LOCK, pinion plug
4	059589	1	RING, snap, rear bearing
5	059328	1	BEARING, roller, rear
6	069427	1	SPACER, rear bearing
7	069386	2	WASHER, gear retaining
8	623334	2	BUSHING, 1st speed gear
9	081202	2	GEAR, 1st reverse and 1st speed (51 teeth)
10	{ 099898	2	COLLAR, shifting (7/16" groove)(Used prior to tractor #7617)
	{ 650745	2	COLLAR, shifting (5/8" groove)(Effective with tractor #7617)
11	098957	1	HUB, 1st reverse and 1st speed gears
12	623338	2	BUSHING, 2nd speed gear
13	081200	2	GEAR, 2nd reverse and 2nd speed (48 teeth)
14	098956	1	HUB, 2nd reverse and 2nd speed gears
15	074824	1	WASHER, gear retaining
16	623667	1	BUSHING, 3rd speed gear
17	081201	1	GEAR, 3rd speed (35 teeth)
18	{ 099899	1	COLLAR, shifting, 3rd speed (7/16" groove)(Used prior to tractor #7617)
	{ 647321	1	COLLAR, shifting, 3rd speed (5/8" groove)(Eff. with tractor #7617)
19	098955	1	HUB, 3rd speed gear
20	{ 069447	4	SHIM, adjusting, pinion depth (.005" thick. Use as req'd)
	{ 069448	6	SHIM, adjusting, pinion depth (.010" thick. Use as req'd)
21	048698	1	BEARING, ball, front (Includes snap ring)
22	078862	1	NUT, bevel pinion
23	621445	1	RING, snap
24	621334	1	RING, oil sealing, outer
25	621335	1	RING, oil sealing, inner
26	{ 069445	7	SHIM, cover adjusting (.007" thick. Use as req'd)
	{ 069446	7	SHIM, cover adjusting (.005" thick. Use as req'd)
27	623704	1	COVER, bearing
28	035190	6	CAPSCREW, 1/2"NC x 1-1/2"
	904208	6	LOCKWASHER, 1/2"

} Used prior to tractor #6653



FORWARD HIGH-LOW GEAR SHIFT (HD16D)

T-70441

Replaces page 158 in HD16D-DC Parts Catalog 0662680-8 (5-67)
 Printed in U. S. A.

(Revised March 1972)

FORWARD HIGH-LOW GEAR SHIFT

USAGE: Model HD16D

ITEM	PART NO.	QTY.	DESCRIPTION
1	0090020-9	1	KNOB, shift lever
2	0634080-6	1	GUIDE, gear shift lever
3	0035979-4	2	CAPSCREW, 3/8"NF x 5/8"
	0904206-0	2	LOCKWASHER, 3/8"
4	0633216-7	1	LEVER, gear shift
5	0633888-3	1	SHAFT, gear shift lever
	0905123-6	2	KEY, #9 woodruff, 3/16" x 3/4"
	0910255-9	1	WASHER, plain, SAE std., 3/4"
	0900807-9	1	PIN, cotter, 1/8" x 1-1/4"
6	0633889-1	1	BRACKET ASSY., gear shift lever (Includes item 8)
7	0035167-6	3	CAPSCREW, 3/8"NF x 7/8"
	0904206-0	3	LOCKWASHER, 3/8"
	0911041-2	3	NUT, 3/8"NF
8	0630795-3	2	BUSHING, gear shift lever bracket
9	0632282-0	1	LEVER ASSY. intermediate (Includes item 11)
10	0041981-2	1	CAPSCREW, 5/16"NF x 1-1/2"
	0904205-2	1	LOCKWASHER, 5/16"
	0913636-7	1	NUT, 5/16"NF
11	0624584-9	1	BUSHING, intermediate lever
12	0632175-6	1	SHIELD, intermediate lever
13	0035979-4	2	CAPSCREW, 3/8"NF x 5/8"
	0904206-0	2	LOCKWASHER, 3/8"
	0911041-2	2	NUT, 3/8"NF
14	0078810-9	2	PIN, control rod yoke
	0900942-4	2	PIN, cotter, 3/32" x 5/8"
15	0628736-1	2	YOKE, control rod
16	0633887-5	1	ROD, control
	0911041-2	2	NUT, 3/8"NF
17	0634758-7	1	LEVER ASSY., lower (Includes item 19)
18	0041981-2	1	CAPSCREW, 5/16"NF x 1-1/2"
	0904205-2	1	LOCKWASHER, 5/16"
	0913636-7	1	NUT, 5/16"NF
19	0624584-9	1	BUSHING, lower lever
20	0653702-1	1	SHAFT, shifting lever (If for first replacement on tractors prior to #8210 also order item 23)
	0905123-6	1	KEY, #9 woodruff, 3/16" x 3/4"
	0910255-9	1	WASHER, plain, SAE std., 3/4"
21	0639138-7	1	ANGLE, supporting, shifting lever shaft
22	0070960-0	2	CAPSCREW, 3/8"NC x 1-1/2"
	0904206-0	2	LOCKWASHER, 3/8"
	0044973-6	2	WASHER, plain

(Continued)

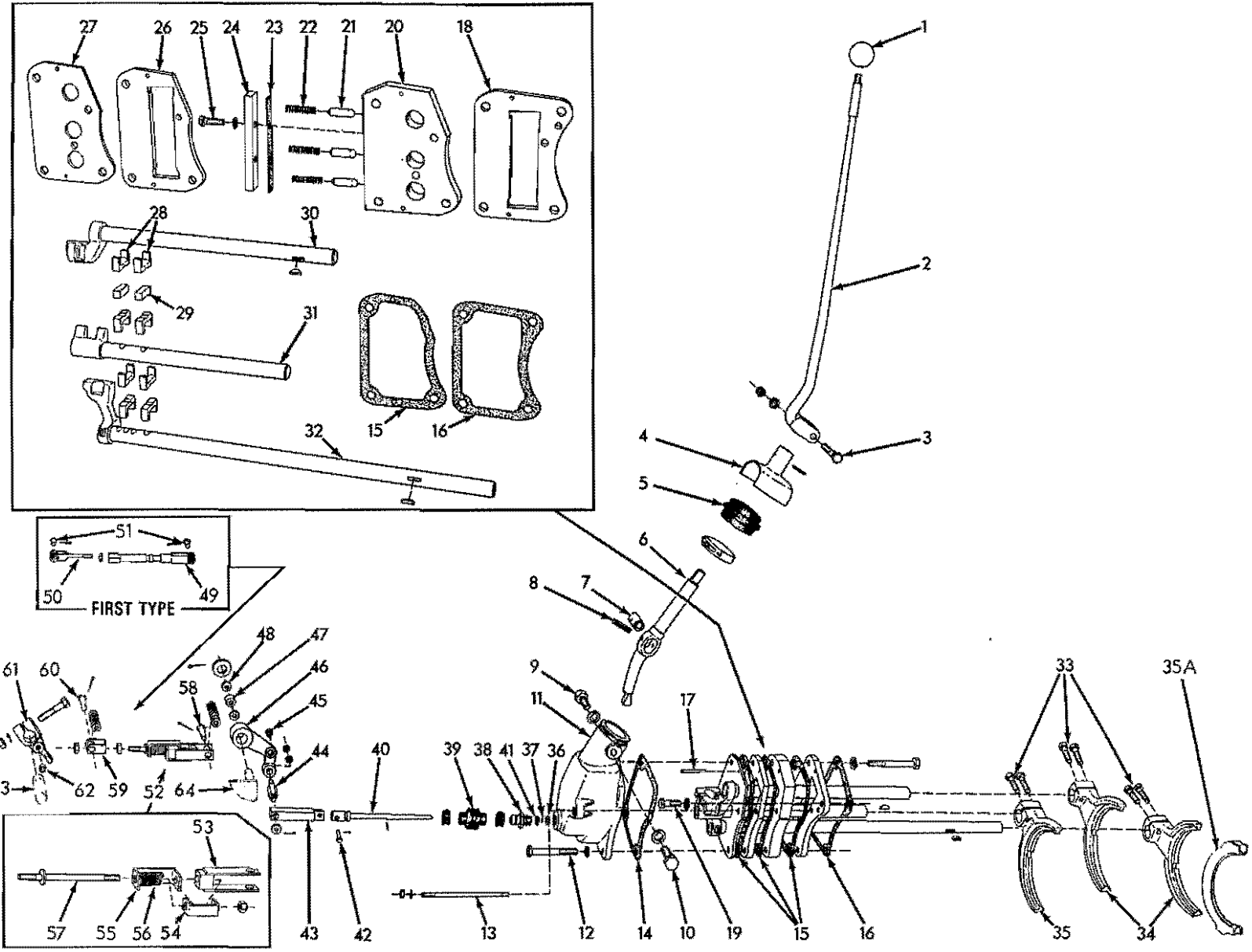
FORWARD HIGH-LOW GEAR SHIFT (Continued)

ITEM	PART NO.	QTY.	DESCRIPTION
23	0653727-8	1	HOUSING ASSY., shifting lever (Includes items 25 thru 26)(If for first replacement on tractors prior to #8210 also order item 20)
24	0044249-1	4	CAPSCREW, 3/8"NC x 1-1/8"
	0904206-0	4	LOCKWASHER, 3/8"
25	0606009-9	1	BUSHING, shifting lever housing (outer)
25A	0631476-9	1	BUSHING shifting lever housing (inner)(Tractors #8210 and up)
26	0052662-4	1	SEAL, oil, shifting lever shaft
27	0057407-9	1	GASKET, shifting lever housing
28	0633207-6	1	LEVER, shifting
29	0080943-4	1	FORK, shifting (Used prior to tractor #7380)
	0646256-8	1	FORK, shifting (Effective with tractor #7380)
30	0035018-1	2	CAPSCREW, 1/2"NF x 1-1/2"
30A	0667553-2	1	COLLAR, wear, shifting fork (Effective with tractor #7380)
31	-----	1	SHAFT, shifting fork (Used prior to tractor #6397. Order SHAFT 0643045-8, GEAR 0643059-9 and GEAR 0649661-6)
	0643045-8	1	SHAFT, shifting fork (Effective with tractor #6397)
32	0069468-7	1	GASKET, interlock housing
33	0643046-6	1	HOUSING, gear shift interlock
34	0053616-9	2	CAPSCREW, 3/8"NC x 1-3/4"
	0904206-0	2	LOCKWASHER, 3/8"
35	-----	1	PIN, interlock (Used prior to tractor #6397. Order PIN 0643040-9 and PLUNGER 0643042-5)
	0643040-9	1	PIN, interlock (Effective with tractor #6397)
36	0641356-1	1	PLUNGER, shaft locating
37	0096922-0	1	SPRING, shifting shaft interlock
38	0049918-6	1	WASHER, interlock spring capscrew (copper)
39	0035159-3	1	CAPSCREW, interlock spring (5/8"NF x 1")
40	0050267-4	1	WASHER, plunger sleeve (copper)
41	0620975-3	1	SLEEVE, shifting lock plunger (13/32" hole)
42	0080166-2	1	BOOT, locking plunger
	0916897-2	2	CLAMP, hose, 1" diam.
43	-----	1	PLUNGER, shifting lock (Used prior to tractor #6397. Order PLUNGER 0643042-5 and PIN 0643040-9)
	0643042-5	1	PLUNGER, shifting lock (Effective with tractor #6397)

(Continued)

FORWARD HIGH-LOW GEAR SHIFT (Continued)

ITEM	PART NO.	QTY.	DESCRIPTION	
44	082875	1	PIN, locking plunger	} Tractors prior to #8547
	900942	1	PIN, cotter, 3/32" x 5/8"	
45	633830	1	YOKE, locking plunger	
46	633893	1	OVERTRAVEL ASSEMBLY (Serviced only as a unit)	
	911048	2	NUT, jam, 3/8"NF	
47	082240	1	EYE-BOLT, shift interlock	
	911048	1	NUT, jam, 3/8"NF	
48	633971	1	STUD, shift interlock	
	911048	2	NUT, jam, 3/8"NF	
	911115	1	WASHER, plain, SAE std., 3/8"	
	900942	1	PIN, cotter, 3/32" x 5/8"	
49	085038	1	PIN, locking plunger	} Tractors #8547 and up
	911115	4	WASHER, plain, SAE std., 3/8"	
	900942	1	PIN, cotter, 3/32" x 5/8"	
50	663920	1	OVERTRAVEL ASSEMBLY (Consists of items 51 thru 55)	
	911048	2	NUT, jam, 3/8"NF	
51	663918	1	GUIDE, overtravel	
52	620266	1	BRACKET, overtravel (short)	
53	620267	1	BRACKET, overtravel (long)	
54	043746	1	SPRING, overtravel	
55	663917	1	ROD, overtravel	
	913528	1	NUT, elastic stop, 3/8"NF	
56	663913	1	YOKE, shift interlock	
57	663919	1	STUD, shift interlock	
	911048	2	NUT, jam, 3/8"NF	
	911115	1	WASHER, plain, SAE std., 3/8"	
	900942	1	PIN, cotter, 3/32" x 5/8"	



SPEED SELECTION GEAR SHIFT (Model HD16D)

T-40498

SPEED SELECTION GEAR SHIFT

USAGE: Model HD16D

ITEM	PART NO.	QTY.	DESCRIPTION
			<u>NOTE:</u> See FLOOR for shift lever guide plate
1	091862	1	KNOB, extension lever
2	632517	1	LEVER, extension
3	035892	1	CAPSCREW, 1/2"NF x 2-1/2"
	904208	1	LOCKWASHER, 1/2"
	911043	1	NUT, 1/2"NF
4	082067	1	GUARD, shift lever boot
	915989	1	PIN, spring, 3/16" x 1-3/8"
5	078742	1	BOOT, shift lever
	916995	1	CLAMP, hose, 3" I. D.
6	620284	1	LEVER, shift
7	622080	1	SHAFT, shift lever pivot
8	915500	1	PIN, spring, 3/8" x 1-3/4"
9	620313	1	SCREW, shift lever pivot, right
	904209	1	LOCKWASHER, 5/8"
10	621330	1	SCREW, shift lever pivot, left
	904209	1	LOCKWASHER, 5/8"
11	620274	1	HOUSING, shift lever
	910257	1	CAPSCREW, 1/2"NC x 4-3/4"
	904208	3	LOCKWASHER, 1/2"
12	045253	2	CAPSCREW, 1/2"NC x 3-3/4"
13	621262	1	STUD, shift lever housing
	911041	1	NUT, 3/8"NF
	904206	1	LOCKWASHER, 3/8"
14	085877	1	GASKET, shift lever housing
15	620980	3	GASKET, shaft locking plates
16	085878	1	GASKET, shaft rear locking plate
17	620981	2	PIN, dowel, shaft locking plates
18	623902	1	PLATE, shaft locking, rear
19	035190	1	CAPSCREW, 1/2"NC x 1-1/2"
	904208	1	LOCKWASHER, 1/2"
20	623903	1	PLATE, shifting shaft plunger
21	641356	3	PLUNGER, shifting shaft
22	096922	3	SPRING, shifting shaft interlock
23	620974	1	GASKET, plunger retaining bar
24	620982	1	BAR, plunger retaining
25	013058	2	CAPSCREW, 3/8"NC x 1-1/4"
	904206	2	LOCKWASHER, 3/8"

(Continued)

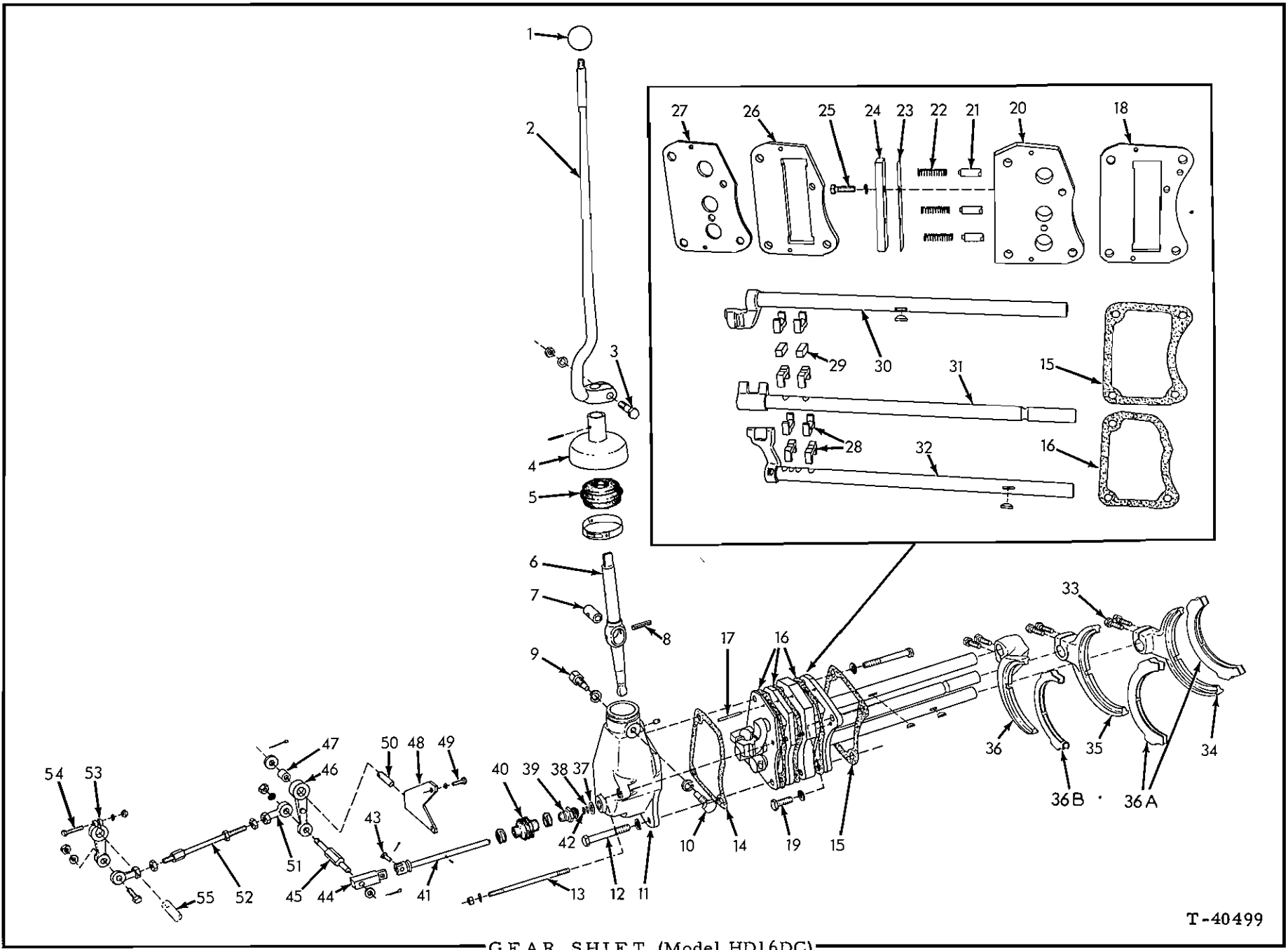
SPEED SELECTION GEAR SHIFT (Continued)

ITEM	PART NO.	QTY.	DESCRIPTION
26	623904	1	PLATE, shaft locking, front
27	623905	1	PLATE, shaft guiding
28	638953	8	DETENT, shifting shaft interlock
29	620964	2	BLOCK, spacing, interlock detent
30	620957	1	SHAFT, shifting fork, upper
	911233	1	KEY, #11 woodruff, 3/16" x 7/8"
31	620961	1	SHAFT, shifting fork, center
32	620959	1	SHAFT, shifting fork, lower
	911233	1	KEY, #11 woodruff, 3/16" x 7/8"
33	035018	6	CAPSCREW, shifting forks (1/2"NF x 1-1/2")
34	080867	2	FORK, center and rear (Used prior to tractor #7496)
	650743	2	FORK, center and rear (Effective with tractor #7496)
35	080882	1	FORK, front (Used prior to tractor #7496)
	650742	1	FORK, front (Effective with tractor #7496)
35A	650744	3	COLLAR, wear, shifting fork (Effective with tractor #7496)
36	050267	1	WASHER, plunger sleeve (copper)
37	078402	1	WASHER, shifting lock plunger
38	-----	1	SLEEVE, shifting lock plunger (Used prior to tractor #7640. Order SLEEVE 651580 and SEAL 651725)
	651580	1	SLEEVE, shifting lock plunger (Effective with tractor #7640)
39	635082	1	BOOT, locking plunger
	916897	2	CLAMP, hose, 1" diam.
40	644324	1	PLUNGER, shifting lock
	916146	1	PIN, spring, 3/32" x 1/2"
41	923560	1	O-RING, shifting lock plunger (Used prior to tractor #7640)
	651725	1	SEAL, shifting lock plunger (Effective with tractor #7640)
42	627451	1	PIN, shifting lock plunger
	900942	1	PIN, cotter, 3/32" x 5/8"
43	633979	1	LINK, shifting lock plunger
44	633970	1	STUD, plunger rod
	911048	2	NUT, jam, 3/8"NF
	911115	1	WASHER, plain, SAE std., 3/8"
	900942	1	PIN, cotter, 3/32" x 5/8"
45	624584	1	BUSHING, intermediate lever
46	632774	1	LEVER ASSEMBLY, intermediate (Includes item 45)
	910255	1	WASHER, plain, SAE std., 3/4"
	910302	1	PIN, cotter, 5/32" x 1-1/4"

(Continued)

SPEED SELECTION GEAR SHIFT (Continued)

ITEM	PART NO.	QTY.	DESCRIPTION	
47	052643	2	BEARING, needle, intermediate lever	
48	052662	2	SEAL, dirt, intermediate lever bearing	
49	630486	1	OVERTRAVEL ASSEMBLY (Serviced only as a unit)	} Tractors prior to #8547
50	628748	1	END, yoke	
	911048	1	NUT, jam, 3/8"NF	
51	078810	2	PIN, yoke end	
	900802	2	PIN, cotter, 3/32" x 1"	
52	663920	1	OVERTRAVEL ASSEMBLY (Consists of items 53 thru 57)	} Tractors #8547 and up
	911048	2	NUT, jam, 3/8"NF	
53	663918	1	GUIDE, overtravel	
54	620266	1	BRACKET, overtravel (short)	
55	620267	1	BRACKET, overtravel (long)	
56	043746	1	SPRING, overtravel	
57	663917	1	ROD, overtravel	
	913528	1	NUT, elastic stop, 3/8"NF	
58	085038	1	PIN, overtravel	
	911115	10	WASHER, plain, SAE std., 3/8"	
	900942	1	PIN, cotter, 3/32" x 5/8"	
59	661522	1	YOKE, overtravel	
60	082875	1	PIN, overtravel yoke	
	911115	6	WASHER, plain, SAE std., 3/8"	
	900942	1	PIN, cotter, 3/32" x 5/8"	
61	632765	1	LEVER ASSEMBLY, plunger rod operating (Includes item 62)	
	035068	1	CAPSCREW, 1/2"NF x 2-1/4"	
	904208	1	LOCKWASHER, 1/2"	
	911043	1	NUT, 1/2"NF	
62	624584	1	BUSHING, operating lever	
63	-----	1	SHAFT, operating (See ENGINE CLUTCH CONTROL)	
64	-----	1	BRACKET (See ENGINE CLUTCH BRAKE)	



GEAR SHIFT (Model HD16DC)

T-40499

GEAR SHIFT

USAGE: Model HD16DC

ITEM	PART NO.	QTY.	DESCRIPTION
			<u>NOTE:</u> See FLOOR for shift lever guide plate
1	091862	1	KNOB, extension lever
2	629849	1	LEVER, extension
3	035892	1	CAPSCREW, 1/2"NF x 2-1/2"
	904208	1	LOCKWASHER, 1/2"
	911043	1	NUT, 1/2"NF
4	081343	1	GUARD, shift lever boot
	915989	1	PIN, spring, 3/16" x 1-3/8"
5	078742	1	BOOT, shift lever
	916995	1	CLAMP, hose, 3" I. D.
6	083615	1	LEVER, shift
7	622080	1	SHAFT, shift lever pivot
8	915500	1	PIN, spring (3/8" x 1-3/4")
9	620313	1	SCREW, shift lever pivot shaft, outer
	904209	1	LOCKWASHER, 5/8"
10	621330	1	SCREW, shift lever pivot shaft, inner
	904209	1	LOCKWASHER, 5/8"
11	089829	1	HOUSING, shift lever
	901651	1	PLUG, pipe, 1/8"NPT
	910257	1	CAPSCREW, 1/2"NC x 4-3/4"
12	045253	2	CAPSCREW, 1/2"NC x 3-3/4"
	904208	3	LOCKWASHER, 1/2"
13	621262	1	STUD, shift lever housing
	911041	1	NUT, 3/8"NF
	904206	1	LOCKWASHER, 3/8"
14	085877	1	GASKET, shift lever housing
15	085878	1	GASKET, shaft rear locking plate
16	620980	3	GASKET, shaft locking plates
17	620981	2	PIN, dowel, shaft locking plates
18	623902	1	PLATE, shaft locking, rear
19	035190	1	CAPSCREW, 1/2"NC x 1-1/2"
	904208	1	LOCKWASHER, 1/2"
20	623903	1	PLATE, shifting shaft plunger
21	641356	3	PLUNGER, shifting shaft interlock
22	096922	3	SPRING, shifting shaft interlock
23	620974	1	GASKET, plunger retaining bar

(Continued)

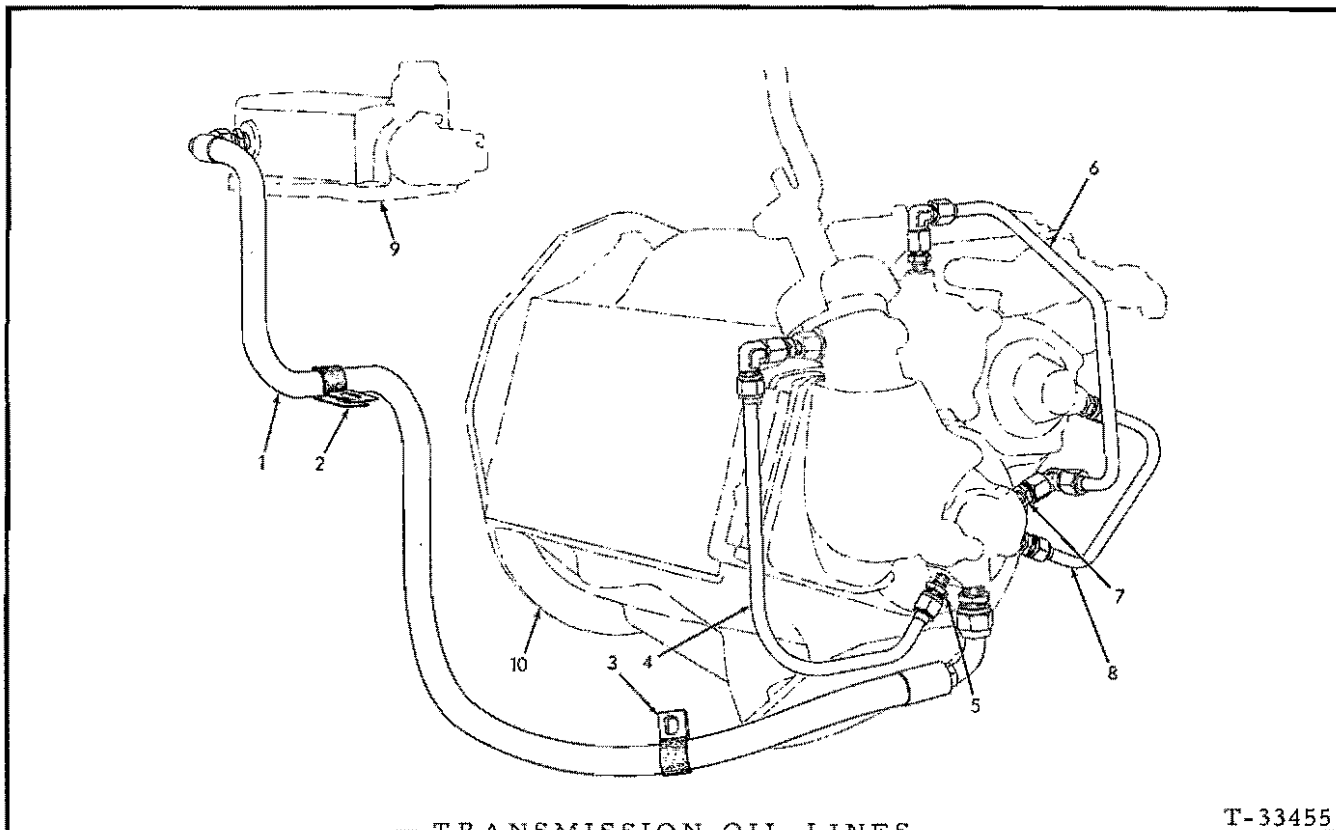
GEAR SHIFT (Continued)

ITEM	PART NO.	QTY.	DESCRIPTION
24	620982	1	BAR, plunger retaining
25	013058	2	CAPSCREW, 3/8"NC x 1-1/4"
	904206	2	LOCKWASHER, 3/8"
26	623904	1	PLATE, shaft locking, front
27	623905	1	PLATE, shaft guiding
28	638953	8	DETENT, shifting shaft interlock
29	620964	2	BLOCK, spacing, interlock detent
30	620240	1	SHAFT, shifting fork, upper
	911233	1	KEY, #11 woodruff, 3/16" x 7/8"
31	620238	1	SHAFT, shifting fork, center
32	620242	1	SHAFT, shifting fork, lower
	911233	1	KEY, #11 woodruff, 3/16" x 7/8"
33	035018	6	CAPSCREW, shifting fork (1/2"NF x 1-1/2")
34	{ 080867	1	FORK, gear shifting, rear (Used prior to tractor #7617)
	{ 650743	1	FORK, gear shifting, rear (Effective with tractor #7617)
35	{ 080882	1	FORK, gear shifting, center (Used prior to tractor #7617)
	{ 650742	1	FORK, gear shifting, center (Effective with tractor #7617)
36	{ 080939	1	FORK, gear shifting, front (Used prior to tractor #7617)
	{ 650741	1	FORK, gear shifting, front (Effective with tractor #7617)
36A	650744	2	COLLAR, wear, rear and center shifting forks
36B	647908	1	COLLAR, wear, front shifting fork
			} Effective with tractor #7617
37	050267	1	WASHER, plunger sleeve (copper)
38	078402	1	WASHER, shifting lock plunger
39	{ -----	1	SLEEVE, shifting lock plunger (Used prior to tractor #7640. Order SLEEVE 651580 and SEAL 651725)
	{ 651580	1	SLEEVE, shifting lock plunger (Effective with tractor #7640)
40	635082	1	BOOT, locking plunger
	916897	2	CLAMP, hose, 1" diam.
41	635084	1	PLUNGER, shifting lock
	916146	1	PIN, spring, 3/32" x 1/2"
42	{ 923560	1	O-RING, shifting lock plunger (Used prior to tractor #7640)
	{ 651725	1	SEAL, shifting lock plunger (Effective with tractor #7640)
43	627451	1	PIN, shifting lock plunger
	900942	1	PIN, cotter, 3/32" x 5/8"
44	631064	1	LINK, shifting lock plunger

(Continued)

GEAR SHIFT (Continued)

ITEM	PART NO.	QTY.	DESCRIPTION
45	631065	1	STUD, plunger rod
	904206	1	LOCKWASHER, 3/8"
	911041	1	NUT, 3/8"NF
	911115	1	WASHER, plain, SAE std., 3/8"
	900942	1	PIN, cotter, 3/32" x 5/8"
46	631056	1	LEVER ASSEMBLY, intermediate (Includes item 47)
47	628157	1	BUSHING, intermediate lever
48	631058	1	BRACKET ASSEMBLY, supporting, intermediate lever (Includes item 50)
49	070960	2	CAPSCREW, 3/8"NC x 1-1/2"
	904206	2	LOCKWASHER, 3/8"
	910255	1	WASHER, plain, SAE std., 3/4"
	910302	1	PIN, cotter, 5/32" x 1-1/4"
50	631060	1	SHAFT, intermediate lever bracket
51	617932	2	END, control rod (female)
	917125	1	CAPSCREW, 3/8"NF x 1-3/8"
	904206	1	LOCKWASHER, 3/8"
	911041	1	NUT, 3/8"NF
52	631066	1	OVER-TRAVEL ASSEMBLY (Serviced only as a unit)
	911041	2	NUT, 3/8"NF
53	631270	1	LEVER, shifting lock
54	035278	1	CAPSCREW, 1/2"NF x 2-3/4"
	904208	1	LOCKWASHER, 1/2"
	911043	1	NUT, 1/2"NF
55	-----	1	SHAFT, operating (See ENGINE CLUTCH CONTROL)

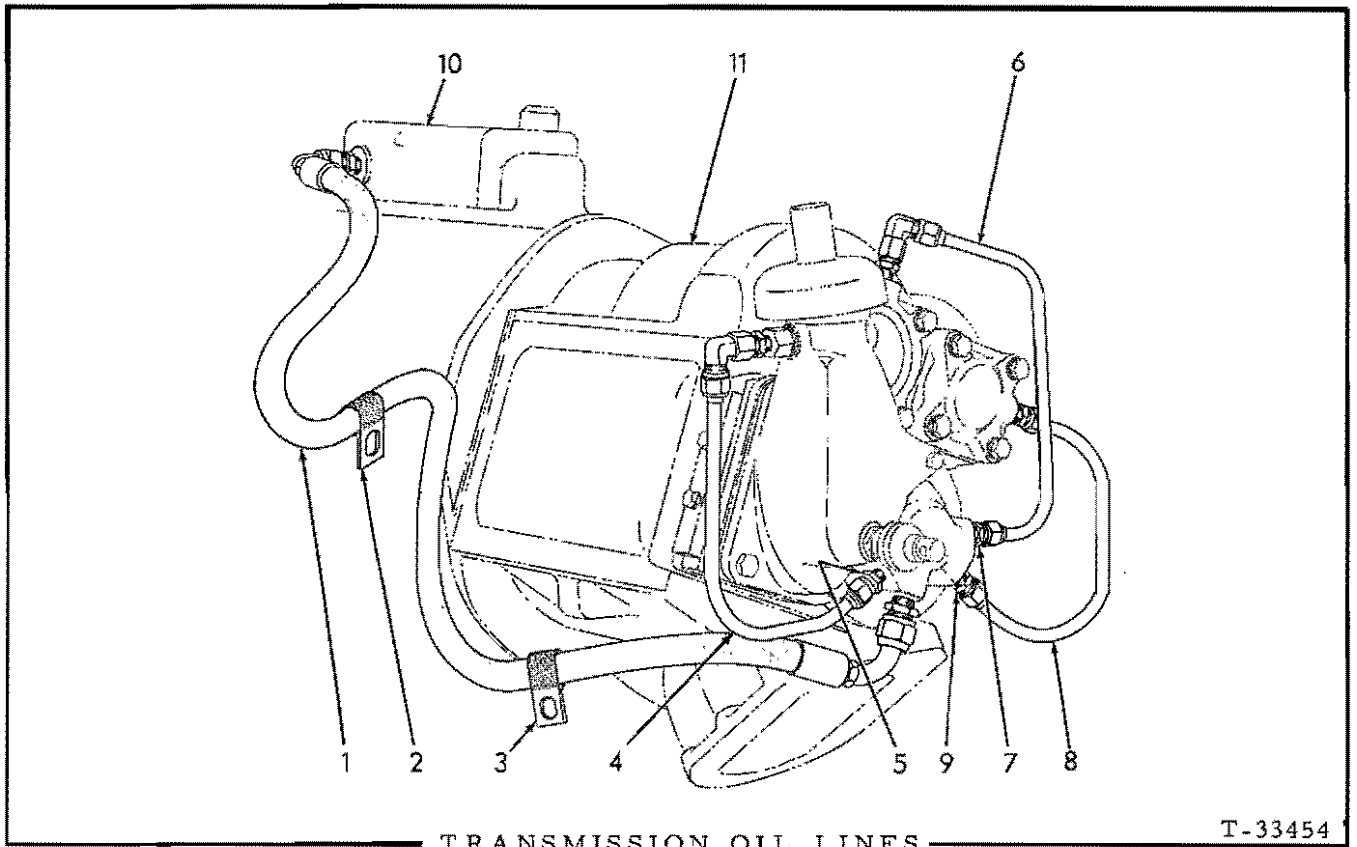


TRANSMISSION OIL LINES

T-33455

USAGE: Model HD16D

ITEM	PART NO.	QTY.	DESCRIPTION
1	646311	1	HOSE, brake valve to pinion shaft cover (See HOSE PARTS)
	919615	2	CONNECTOR, flare type, 3/4" tube, 1/2"NPT male
2	622916	1	CLIP, hose supporting (1-1/16" diam., 17/32" bolt-hole)(Used prior to tractor #6971)
	644612	1	CLIP, hose supporting (1-3/16" diam., 17/32" bolt-hole)(Effective with tractor #6971)
3	621451	1	CLIP, hose supporting (1-1/16" diam., 13/32" bolt-hole)(Used prior to tractor #6971)
	644612	1	CLIP, hose supporting (1-3/16" diam., 17/32" bolt-hole)(Effective with tractor #6971)
4	623832	1	TUBE ASSEMBLY, pinion shaft cover to shift housing (Includes nuts)
	921279	1	ELBOW, flare type, swivel nut, 1/2" tube
5	623188	1	CONNECTOR, flare type, restricted, 1/2" tube, 1/4"NPT male
	919205	1	CONNECTOR, flare type, 1/2" tube, 1/4"NPT male
6	623706	1	TUBE ASSEMBLY, pinion shaft cover to top shaft (Includes nuts)
	921279	2	ELBOW, flare type, swivel nut, 1/2" tube
7	623188	1	CONNECTOR, flare type, restricted, 1/2" tube, 1/4"NPT male
	919205	1	CONNECTOR, flare type, 1/2" tube, 1/4"NPT male
8	623707	1	TUBE ASSEMBLY, pinion shaft cover to intermediate shaft (Includes nuts)
	919205	2	CONNECTOR, flare type, 1/2" tube, 1/4"NPT male
9	-----	1	VALVE ASSEMBLY, right brake (See BRAKES)
10	-----	1	TRANSMISSION (See TRANSMISSION ASSEMBLY)



USAGE: Model HD16DC

ITEM	PART NO.	QTY.	DESCRIPTION
1	646311	1	HOSE, brake valve to pinion shaft cover (See HOSE PARTS)
	919615	2	CONNECTOR, flare type, 3/4" tube, 1/2"NPT male
2	622916	1	CLIP, hose supporting (1-1/16" diam. 17/32" bolt-hole)(Used prior to tractor #6967)
3	621451	1	CLIP, hose supporting (1-1/16" diam., 13/32" bolt-hole)(Used prior to tractor #6967)
4	623831	1	TUBE ASSEMBLY, pinion shaft cover to shift housing (Includes nuts)
	921279	1	ELBOW, flare type, swivel nut, 1/2"nut
5	623188	1	CONNECTOR, flare type, restricted, 1/2" tube, 1/4"NPT male
6	623830	1	TUBE ASSEMBLY, pinion shaft cover to top shaft (Includes nuts)
	921279	1	ELBOW, flare type, swivel nut, 1/2" tube
7	623188	1	CONNECTOR, flare type, restricted, 1/2" tube, 1/4"NPT male
8	623705	1	TUBE ASSEMBLY, pinion shaft cover to reverse shaft (Includes nuts)
9	623188	1	CONNECTOR, flare type, restricted, 1/2" tube, 1/4"NPT male
10	-----	1	VALVE ASSEMBLY, right brake (See BRAKES)
11	-----	1	TRANSMISSION (See TRANSMISSION ASSEMBLY)

MAIN HOUSING

ITEM	PART NO.	QTY.	DESCRIPTION
1	-----	1	HOUSING ASSY. (Used prior to tractor #7753. Order HOUSING ASSY. 654435 and BRACKET KIT 654544)
	654435	1	HOUSING ASSY. (Tractors #7753 thru #8916)
	664556	1	HOUSING ASSY. (Includes items 2 and 4 thru 7)(Tractors #8917 and up)
	904223	2	PLUG, pipe, ctsk-hd., 1/2"NPT
2	643740	2	PIN, dowel, clutch compartment covers
3	096211	1	CAP ASSY., track frame pivot shaft, inner (Tractors prior to #8917 only)
4	096212	2	CAP ASSY., track frame pivot shaft, outer
NOTE: Each cap assy. listed above includes items 5 and 6; also upper block which requires welding to housing			
5	059783	4	CAP, track frame pivot shaft, (Tractors prior to #8917)
	664506	2	CAP, track frame pivot shaft, inner
	059783	2	CAP, track frame pivot shaft, outer
6	012762	8	CAPSCREW, 7/8"NF x 3/4"
	905347	8	LOCKWASHER, 7/8"
7	076726	2	WICK ASSY., pivot shaft lubricating (Consists of 1 pin and 1 WICK 050357)(Also serves as dowel pin for pivot shaft)(Tractors prior to #8917)
	664270	2	DOWEL, pivot shaft inner cap (Tractors #8917 and up)
	665667	2	PLUG, main housing (steel, 5/8" diam. x 3/4")(Used to plug oiling wick hole when installing late type track frames on units prior to #8917)
8	050357	2	WICK, pivot shaft lubricating
9	035250	6	PLUG, filling and drain
10	067543	1	PLUG, drain (magnetic)
11	667252	7	GASKET, filling and drain plugs
12	052979	2	PLUG, thread protecting (socket-hd., 1-1/4"NF)
12A	664852	8	CORK, thread protecting (5/8" diam.)
13	664851	2	CORK, thread protecting (5/8" diam.)
14	623636	2	GASKET, clutch compartment covers
15	623547	1	COVER, clutch compartment, left
16	035068	9	CAPSCREW, 1/2"NF x 2-1/4"
	904208	9	LOCKWASHER, 1/2"
17	623548	1	COVER, clutch compartment, right
	647332	1	PLUG, pipe, hex-socket, 1/2"NPT (drilled thru)
18	035068	9	CAPSCREW, 1/2"NF x 2-1/4"
	904208	9	LOCKWASHER, 1/2"

(Continued)

Replaces original page 173 in HD16D-DC parts catalog 662680 (5-67)

173

Printed in U. S. A.

(Revised October 1969)

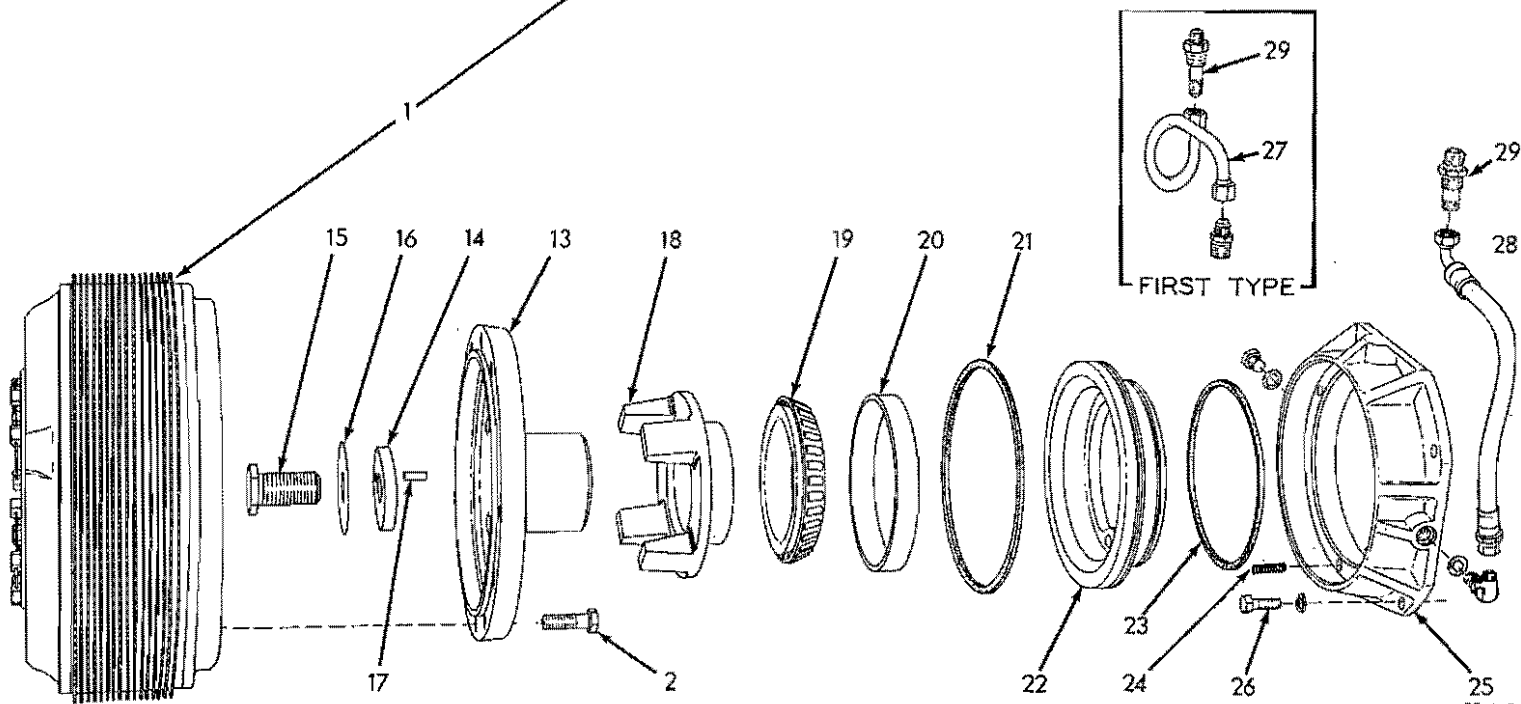
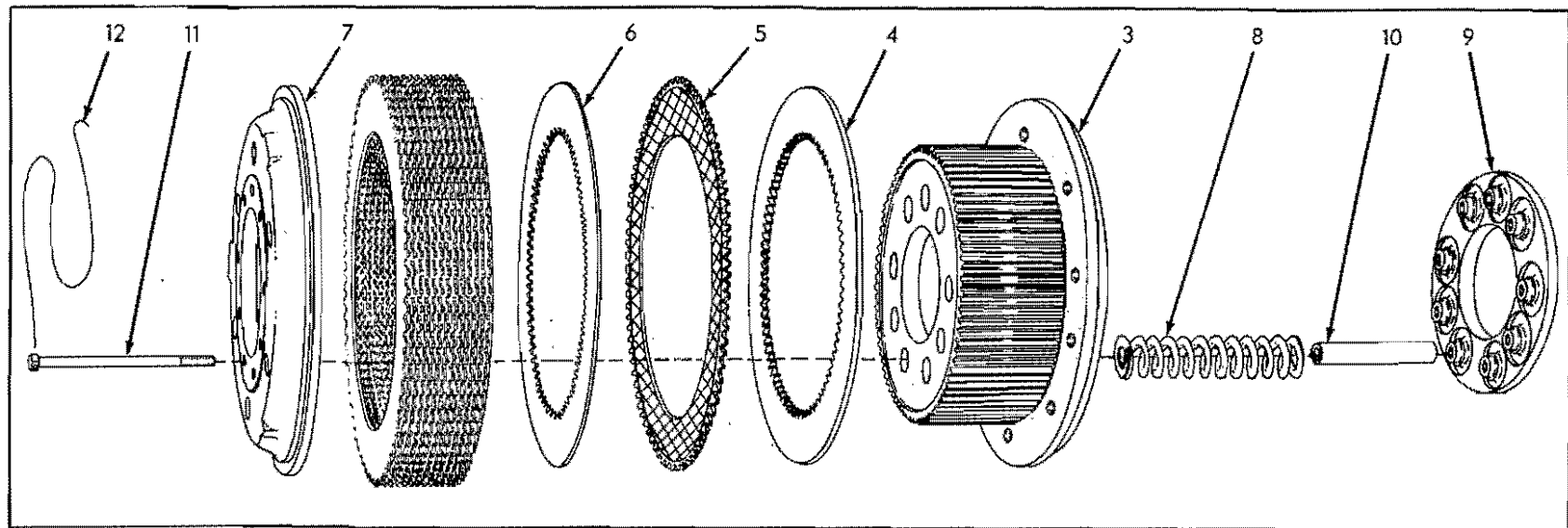
MAIN HOUSING (Continued)

ITEM	PART NO.	QTY.	DESCRIPTION	
19	622901	1	COVER, bevel gear compartment, top (Used prior to tractor #7550 excluding #7548)	
	651409	1	COVER, bevel gear compartment, top (Effective with tractor #7550 including #7548)	
20	035018	12	CAPSCREW, 1/2"NF x 1-1/2"	
	904208	12	LOCKWASHER, 1/2"	
21	622902	1	GASKET, top cover, bevel gear compartment	
22	052977	1	COVER, bevel gear compartment, rear (Removed when Power Take-Off is installed)	
23	921731	9	CAPSCREW, Nylok, 5/8"NC x 1-1/4"	
	904209	9	LOCKWASHER, 5/8"	
24	052976	1	GASKET, rear bevel gear compartment cover	
25	658711	1	COVER, final drive compartment, left side	
	658712	1	COVER, final drive compartment, right side	
26	035018	32	CAPSCREW, 1/2"NF x 1-1/2"	
	904208	32	LOCKWASHER, 1/2"	
27	059315	2	GASKET, final drive compartment covers	
28	630102	1	PIPE, oil filler	
29	034269	1	GASKET, oil filler pipe plug	
30	034268	1	PLUG, oil filler pipe	
31	629664	1	GAUGE ASSY., oil level, main housing (Includes item 32)	
32	4506607	1	SEAL, oil level gauge	
33	034265	1	CAP, oil level gauge	
34	630947	1	COVER, steering clutch housing, top (small)	
35	036034	2	CAPSCREW, 3/8"NF x 1"	
	904206	2	LOCKWASHER, 3/8"	
36	628951	1	GASKET, cover	
37	067480	4	CAPSCREW, hole plugging (1/2"NF x 3/4"	
38	630951	4	WASHER, hole plugging capscrew (copper)	
38A	035979	1	CAPSCREW, hole plugging (3/8"NF x 5/8")	
	904206	1	LOCKWASHER, 3/8"	
39	050748	2	BREATHER, final drive	
	901765	2	COUPLING, pipe, 3/8"NPT	
	901489	2	NIPPLE, pipe, 3/8"NPT x 1"	
40	623787	2	TUBE ASSY., final drive breather (Includes nuts)	
	919464	2	ELBOW, flare type, 45°, 1/4" tube x 1/8"NPT male	
	911171	2	CONNECTOR, flare type, 1/4" tube x 1/8"NPT male	
NOTE: Items 41 thru 45 are special equipment				
41	621501	1	GUARD, track sprocket, upper left	} Light duty
	621502	1	GUARD, track sprocket, upper right	
	646091	1	GUARD, track sprocket, upper left	} Heavy duty
	646092	1	GUARD, track sprocket, upper right	
42	035068	8	CAPSCREW, 1/2"NF x 2-1/4"	
	904208	8	LOCKWASHER, 1/2"	
	911043	8	NUT, 1/2"NF	

(Continued)

STEERING CLUTCH AND FINAL DRIVE HOUSING (Continued)

ITEM	PART NO.	QTY.	DESCRIPTION		
43	639087	1	GUARD, track sprocket, lower left	} Light duty	
	639088	1	GUARD, track sprocket, lower right		
	646093	1	GUARD, track sprocket, lower left	} Heavy duty	
	646094	1	GUARD, track sprocket, lower right		
44	035892	10	CAPSCREW, 1/2"NF x 2-1/2"		
	904208	10	LOCKWASHER, 1/2"		
	911043	10	NUT, 1/2"NF		
45	643070	18	SPACER, track sprocket guards		
46	640083	1	BAFFLE, oil, front section	} Model HD16DC only	
47	099963	1	CAPSCREW, drilled-hd., 3/8"NC x 2"		
	023633	1	WIRE, locking, 1/16" x 12"		
	044973	1	WASHER, plain		
48	642305	1	BAFFLE, oil, rear section	} Model HD16DC only	
	49	099963	2		CAPSCREW, drilled-hd., 3/8"NC x 2"
		023633	1		WIRE, locking, 1/16" x 12"
		044973	2		WASHER, plain
50	654940	1	BAFFLE, oil (Model HD16D only. Effective with tractor #7708)		
51	021527	3	CAPSCREW, drilled-hd., 3/8"NC x 1-5/8"		
52	023633	1	WIRE, locking, 1/16" x 12"		
53	037000	1	WIRE, locking, 1/16" x 16"		
	044973	3	WASHER, plain		

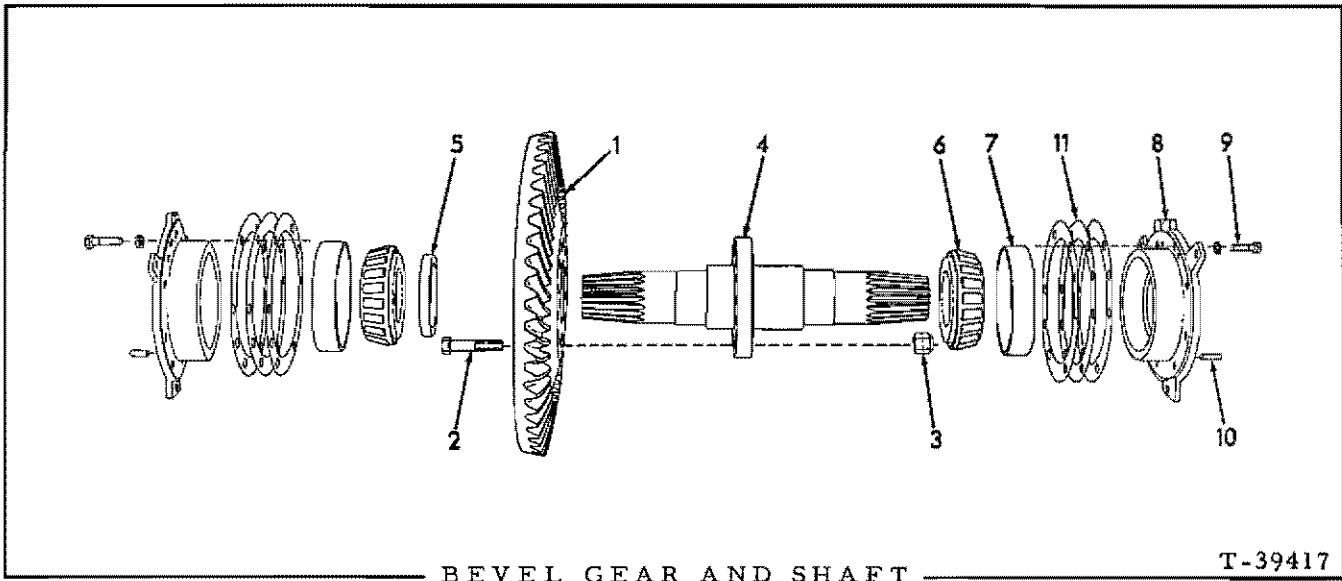


STEERING CLUTCHES

T-33464

STEERING CLUTCHES

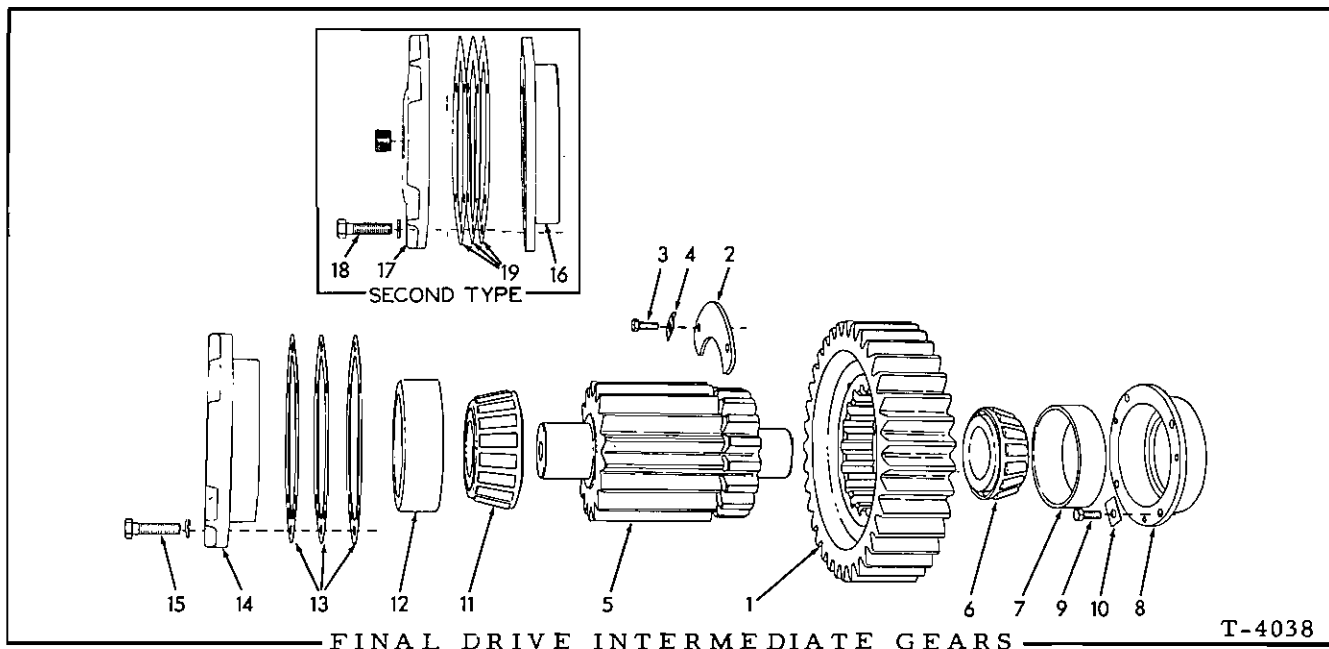
ITEM	PART NO.	QTY.	DESCRIPTION
1	623927	2	CLUTCH ASSEMBLY (Consists of items 3 thru 12)
2	650813	20	BOLT, self-locking, 5/8"NC x 1-7/8"
3	-----	2	HUB, steering clutch (Used prior to tractor #7912. Order HUB 650622 and discard item 4)
	650622	2	HUB, steering clutch (Effective with tractor #7912)
4	048209	2	PLATE, back (Used prior to tractor #7912)
5	623877	30	DISC, friction (bimetallic)
6	623876	30	DISC, friction (steel)(Use as req'd)
7	059048	2	PLATE, pressure
8	623878	18	SPRING, pressure
9	059035	2	PLATE, throwout
10	623879	18	SPACER, throwout plate
11	052119	18	CAPSCREW, plate (drilled-hd., 1/2"NF x 6-1/2")
12	023756	4	WIRE, locking, 1/16" x 26"
13	623516	2	HUB, driving
14	663245	2	WASHER ASSEMBLY, hub retaining (Includes item 17)
15	663117	2	CAPSCREW, thin-hd., 1"NF x 1-3/4"
16	630052	2	LOCK, capscrew (Used prior to tractor #8264)
17	035793	2	PIN, hub retaining washer
18	623932	2	SLEEVE, throwout
19	623007	2	CONE ASSEMBLY, clutch throwout bearing
20	623008	2	CUP, clutch throwout bearing
21	623003	2	RING, sealing, actuating piston, outer
22	623929	2	PISTON, actuating
23	623004	2	RING, sealing, actuating piston, inner
24	040475	6	SPRING, throwout bearing ring
25	-----	2	RING, collector (Used prior to tractor #6081 including #6082. Order 1 each RING 642448, HOSE 645236, PLUG 921573, ELBOW 921402)
	642448	2	RING, collector (Effective with tractor #6081, excluding #6082)
	921573	2	PLUG, hex-hd., 3/4"NF (Includes O-RING 921349)
26	035733	6	CAPSCREW, 1/2"NC x 1-3/8"
	904208	6	LOCKWASHER, 1/2"
27	623662	2	TUBE ASSEMBLY, oil pressure (Includes nuts)(Used prior to tractor #6081, including #6082)
	919128	2	CONNECTOR, flare type, 1/2" tube, 1/2"NPT male
28	645236	2	HOSE, oil pressure (See HOSE PARTS)(Effective with tractor #6081, excluding #6082)
	921402	2	ELBOW, adjustable, 90°, flare type, 1/2" tube, 3/4"NF (Includes washer, nut and O-RING 921349)
29	-----	2	UNION, bulkhead (See STEERING CONTROL VALVE AND LINES)



* Tractors prior to serial No. 8566
 ** Tractors serial No. 8566 and up

ITEM	PART NO.	QTY.		DESCRIPTION
		*	**	
1	059064	1	-	GEAR, bevel (50 teeth, right hand spiral)(Model HD16D)
	662644	-	1	GEAR, bevel (50 teeth, right hand spiral)(Model HD16D)
	095543	1	-	GEAR, bevel (43 teeth, left hand spiral)(Model HD16DC)
2	067680	12	12	BOLT, 5/8"NF x 2-3/4"
3	645320	12	12	NUT, elastic stop, 5/8"NF
4	058916	1	-	SHAFT, bevel gear
	674800	-	1	SHAFT, bevel gear
5	067578	1	-	RING, locking, bevel gear bolts
	663581	-	1	RING, locking, bevel gear bolts
6	069579	2	-	CONE ASSEMBLY, shaft bearing (2-7/8" bore)
	051630	-	2	CONE ASSEMBLY, shaft bearing (3" bore)
7	050276	2	2	CUP, shaft bearing
8	623930	2	2	CAGE ASSEMBLY, bearing (Includes item 10)
9	035073	12	12	CAPSCREW, 1/2"NF x 1-3/4"
	904208	12	12	LOCKWASHER, 1/2"
10	623933	4	4	PIN, bearing cage
11	059026	12	12	SHIM, bearing adjustment (.005" thick)
	059025	10	10	SHIM, bearing adjustment (.007" thick)
	059024	10	10	SHIM, bearing adjustment (.010" thick)

Use as req'd

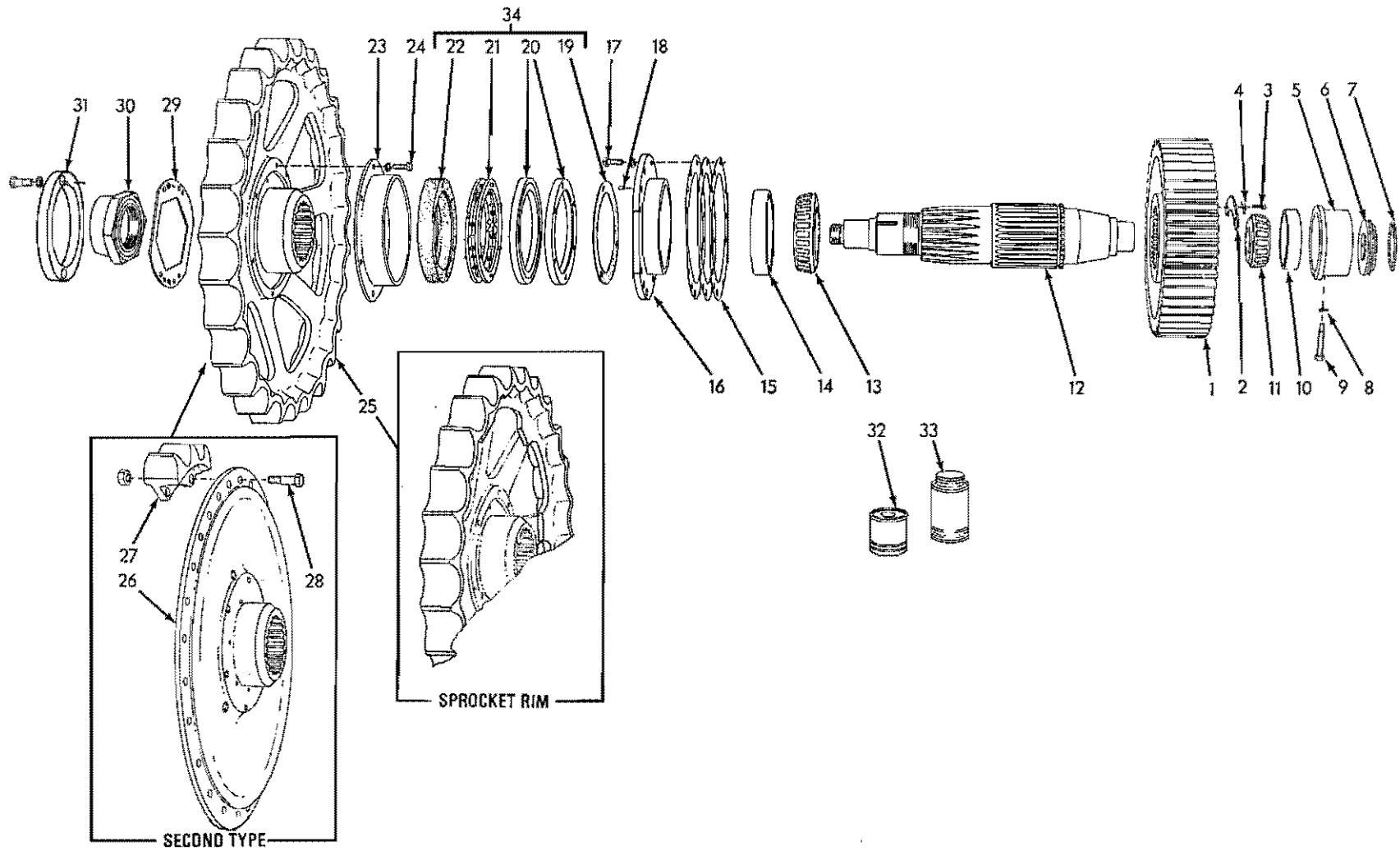


T-4038

* Tractors prior to serial No. 8545, excluding No. 8542
 ** Tractors serial No. 8545 and up, including No. 8542

ITEM	PART NO.	QTY.		DESCRIPTION
		*	**	
1	058572	2	2	GEAR (35 teeth)
2	058825	4	4	LOCK, gear
3	035439	8	8	CAPSCREW, 3/8"NC x 1"
4	052444	8	8	LOCK, capscrew
5	622806	2	2	PINION (17 teeth)
6	052071	2	2	CONE ASSEMBLY, inner bearing
7	052070	2	2	CUP, inner bearing
8	067535	2	2	CAGE, inner bearing cup
9	035439	8	8	CAPSCREW, 3/8"NC x 1"
10	049936	8	8	LOCK, capscrew
11	069327	2	2	CONE ASSEMBLY, outer bearing
12	604398	2	2	CUP, outer bearing
13	094116	4	-	SHIM, bearing adjustment (.005" thick. Use as req'd)
	094117	4	-	SHIM, bearing adjustment (.007" thick. Use as req'd)
	094118	30	-	SHIM, bearing adjustment (.010" thick. Use as req'd)
14	094115	2	-	CAGE, outer bearing cup
15	035229	10	-	CAPSCREW, 5/8"NF x 2"
	904209	10	-	LOCKWASHER, 5/8"
16	657771	-	2	CAGE, outer bearing cup
17	657772	-	2	RETAINER, outer bearing
	901666	-	2	PLUG, pipe, ctsk-hd., 1" NPT
18	035248	-	10	CAPSCREW, 5/8"NF x 2-1/4"
	904209	-	10	LOCKWASHER, 5/8"
19	657768	-	4	SHIM, bearing (.005" thick)
	657769	-	4	SHIM, bearing (.007" thick)
	657770	-	12	SHIM, bearing (.010" thick)

Use as req'd



FINAL DRIVE SPROCKET, SHAFT AND GEAR

T-12573

FINAL DRIVE SPROCKET, SHAFT AND GEAR

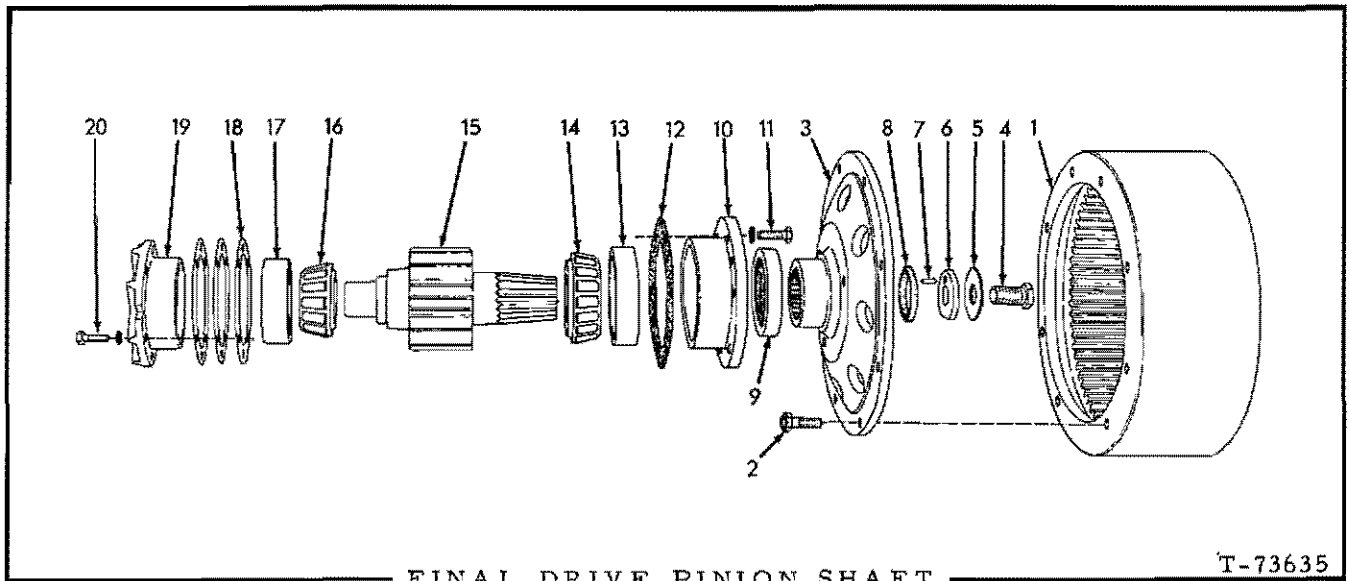
ITEM	PART NO.	QTY.	DESCRIPTION
1	622807	2	GEAR (52 teeth)
2	052161	4	LOCK, gear
3	035439	8	CAPSCREW, 3/8"NC x 1"
4	052444	8	LOCK, capscrew
5	067534	2	CAGE, inner bearing
6	091572	2	COVER, inner bearing
7	923821	2	O-RING, inner bearing cover
8	049918	2	WASHER, bearing cage setscrew (copper)
9	067348	2	SETSCREW, bearing cage (hex-hd., dog-pt., 5/8"NF x 3")
10	069328	2	CUP, inner bearing
11	069441	2	CONE ASSEMBLY, inner bearing
12	622136	2	SHAFT, sprocket
13	051998	2	CONE ASSEMBLY, intermediate bearing
14	049487	2	CUP, intermediate bearing
15	067518	4	SHIM, bearing adjustment (.005" thick. Use as required)
	067519	4	SHIM, bearing adjustment (.007" thick. Use as required)
	067520	26	SHIM, bearing adjustment (.010" thick. Use as required)
16	083509	2	CAGE ASSEMBLY, intermediate bearing cup (Includes item 18)
17	023465	16	CAPSCREW, 5/8"NF x 1-3/4"
	904209	16	LOCKWASHER, 5/8"
18	084432	6	PIN, locating, seal ring
19	052408	2	<input type="checkbox"/> GASKET, inner seal ring
20	080488	4	<input type="checkbox"/> RING, inner seal
21	052611	2	<input type="checkbox"/> FOLLOWER ASSEMBLY, inner seal (Serviced only as a unit)
22	052612	2	<input type="checkbox"/> BOOT, inner seal
23	052426	2	GUARD, seal
24	035440	8	CAPSCREW, 5/8"NC x 1-1/2"
	904209	8	LOCKWASHER, 5/8"
25	666187	2	SPROCKET, track driving (Standard)(Tractors prior to unit #9560 including #9565, 9566, 9568, 9570 and 9571)
	633486	2	SPROCKET, track driving (Special. Has skeleton-tooth base to minimize packing of track)
	633487	2	SPROCKET RIM (Standard type. Requires welding to install)

Indicates component of item 34

(Continued)

FINAL DRIVE SPROCKET, SHAFT AND GEAR (Continued)

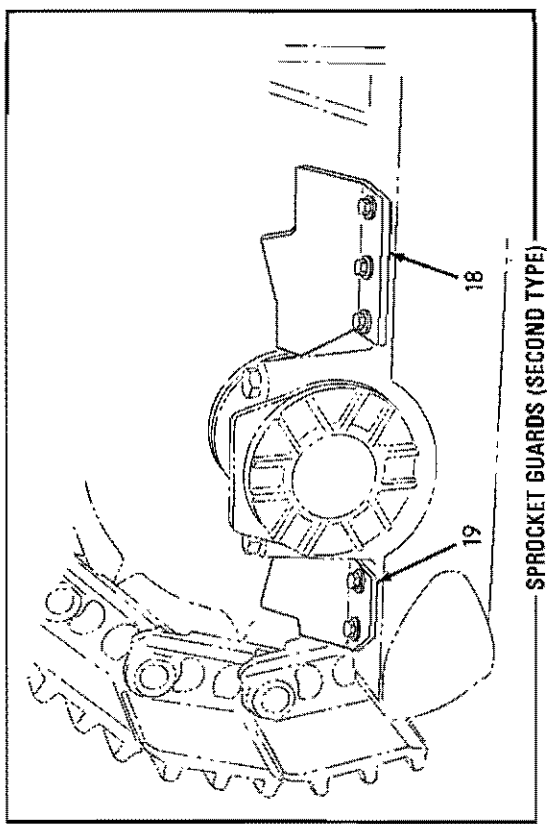
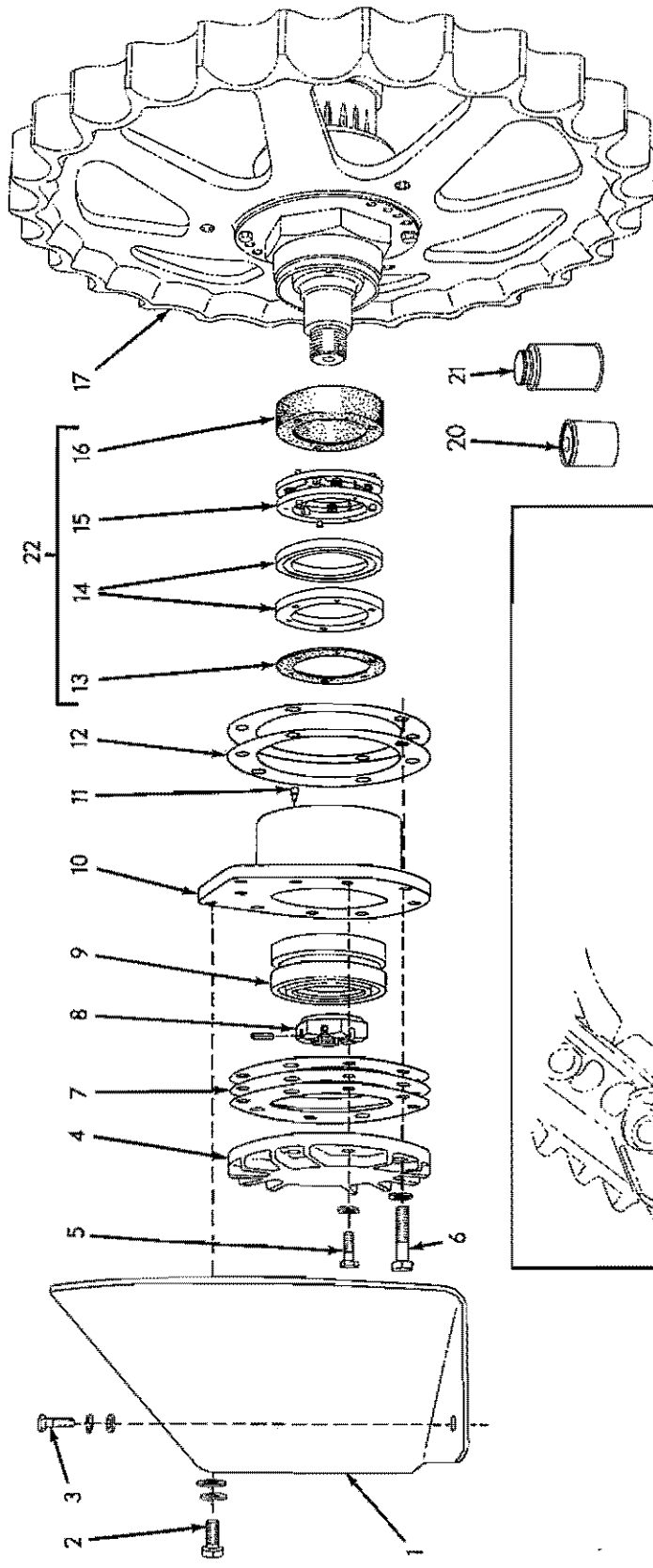
ITEM	PART NO.	QTY.	DESCRIPTION	
26	669356	2	HUB, sprocket segment	} Tractor units #9560 and up excluding #9565, 9566, 9568, 9570 and 9571
27	669330	18	SEGMENT, sprocket	
28	097324 012767	54 54	BOLT, sprocket segment NUT, high, 3/4"NF	
29	083518 035221 904208	2 4 4	LOCK, sprocket retaining nut CAPSCREW, 1/2"NC x 1" LOCKWASHER, 1/2"	} Tractors prior to unit #9560 including #9565, 9566, 9568, 9570 and 9571
30	083507	2	NUT, sprocket retaining	
31	669391 915987 904208	2 4 4	RING, nut protecting (Effective with tractor unit #9560 excluding #9565, 9566 9568, 9570 and 9571) CAPSCREW, 1/2"NC x 1-1/2" LOCKWASHER, 1/2"	
32	033288	-	CEMENT, neoprene, 1/2 pint can	} For cementing boots and gaskets
33	054890	-	SOLVENT, neoprene cement, 1/2 pint can	
34	073764	2	SEAL KIT, final drive (Includes items 19 thru 22)	



FINAL DRIVE PINION SHAFT

T-73635

ITEM	PART NO.	QTY.	DESCRIPTION
1	623928	2	DRUM, brake
2	650811	16	BOLT, self-locking, 5/8"NC x 1-1/2"
3	623781	2	HUB, brake drum
4	630045	2	CAPSCREW, hub retaining (Tractors prior to #8803)
	663117	2	CAPSCREW, hub retaining (self-locking)(Effective with tractor #8803)
5	630052	2	LOCK, hub retaining capscREW (Tractors prior to #8803)
6	663245	2	WASHER ASSEMBLY, hub retaining (Includes item 7)
7	035793	2	PIN, hub retaining washer
8	623786	2	SEAL, oil, pinion shaft (rubber)
9	623784	2	SEAL, oil, brake drum hub
10	623782	2	CAGE, inner bearing cup
11	035018	12	CAPSCREW, 1/2"NF x 1-1/2"
	904208	12	LOCKWASHER, 1/2"
12	058875	2	GASKET, bearing cage
13	069328	2	CUP, inner bearing
14	069441	2	CONE ASSEMBLY, inner bearing
15	058707	2	PINION (14 teeth)
16	643276	2	CONE ASSEMBLY, outer bearing
17	643275	2	CUP, outer bearing
18	058843	4	SHIM, bearing adjustment (.005" thick. Use as req'd)
	058842	4	SHIM, bearing adjustment (.007" thick. Use as req'd)
	058841	14	SHIM, bearing adjustment (.010" thick. Use as req'd)
19	083792	2	CAGE, outer bearing cup
20	035018	8	CAPSCREW, 1/2"NF x 1-1/2"
	904208	8	LOCKWASHER, 1/2"



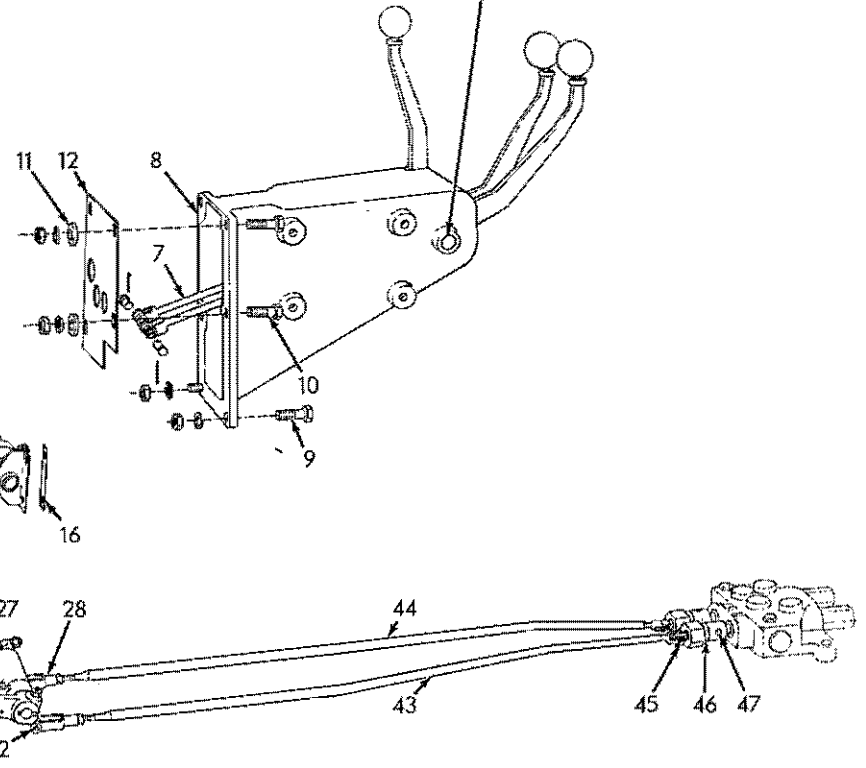
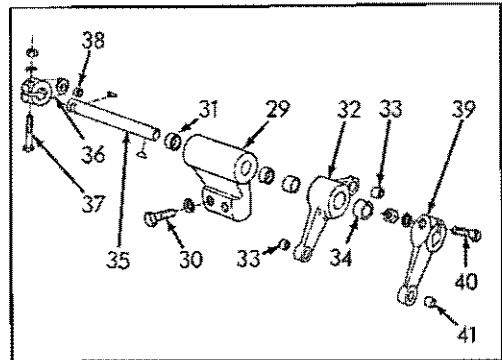
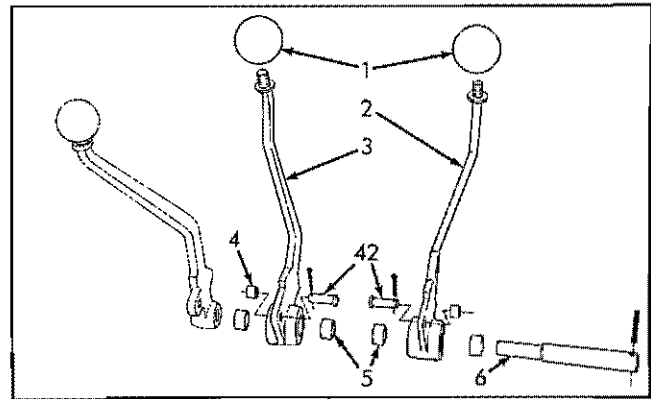
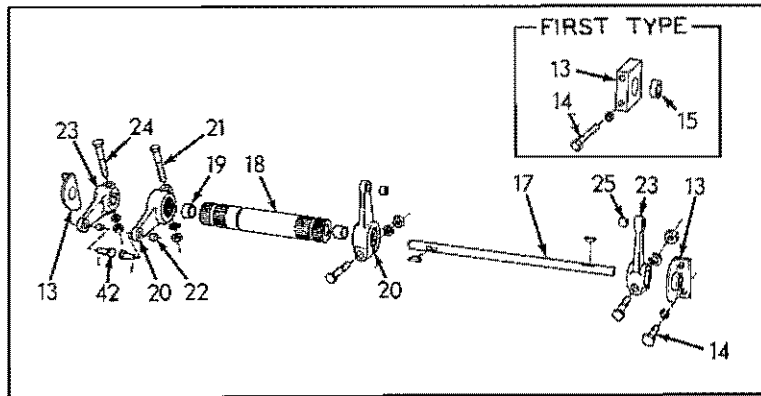
T-4045A

FINAL DRIVE OUTBOARD BEARING AND SEAL

FINAL DRIVE OUTBOARD BEARING AND SEAL

ITEM	PART NO.	QTY.	DESCRIPTION		
1	639027	2	GUARD, track sprocket (Special equipment on tractors prior to unit #9560)(Not for units equipped with segmented sprockets)		
2	035440	4	CAPSCREW, 5/8"NC x 1-1/4"		
	904209	4	LOCKWASHER, 5/8"		
	911100	4	WASHER, plain, SAE std., 5/8"		
3	035018	4	CAPSCREW, 1/2"NF x 1-1/2"		
	064531	4	WASHER, plain		
	904208	4	LOCKWASHER, 1/2"		
4	083505	2	COVER, outboard bearing		
5	035018	4	CAPSCREW, 1/2"NF x 1-1/2"		
	904208	4	LOCKWASHER, 1/2"		
6	070161	12	CAPSCREW, 5/8"NF x 2-3/4"		
	904209	12	LOCKWASHER, 5/8"		
7	083517	4	SHIM, bearing adjustment (.005" thick. Use as required)	}	
	083516	4	SHIM, bearing adjustment (.007" thick. Use as required)		
	083515	8	SHIM, bearing adjustment (.010" thick. Use as required)		
8	083501	2	NUT, retaining, outboard bearing		
	916227	2	PIN, spring, 1/4" x 1"		
9	083503	2	BEARING, roller, outboard (Each consists of 1 roller assembly and 2 cups. Serviced only as a unit)		
10	083511	2	CAGE, outboard bearing		
11	084432	6	PIN, locating, seal ring		
12	069072	12	SHIM, bearing cage spacing (.015" thick. Use as required)		
13	062098	2	<input type="checkbox"/> GASKET, outer seal ring		
14	080487	4	<input type="checkbox"/> RING, outer seal		
15	052543	2	<input type="checkbox"/> FOLLOWER ASSY., outer seal (Serviced only as a unit)		
16	052545	2	<input type="checkbox"/> BOOT, outer seal		
17	-----	2	SPROCKET (See page 179)		
18	669989	1	PLATE, front closure, left side	}	
	669990	1	PLATE, front closure, right side		
	913828	5	CAPSCREW, 5/8"NC x 1-1/2"		
	064810	5	WASHER, plain		
19	669987	1	PLATE, rear closure, left side		
	669988	1	PLATE, rear closure, right side		
	913828	5	CAPSCREW, 5/8"NC x 1-1/2"		
	064810	5	WASHER, plain		
20	033288	-	CEMENT, neoprene, 1/2 pint can		} For cementing boots and gaskets
21	054890	-	SOLVENT, neoprene cement, 1/2 pint can		
22	073765	2	SEAL KIT, final drive (Includes items 13 thru 16)		

Indicates component of item 22



STEERING LEVERS AND LINKAGE

STEERING LEVERS AND LINKAGE

ITEM	PART NO.	QTY.	DESCRIPTION
1	090020	2	KNOB, steering lever
2	630811	1	LEVER ASSEMBLY, steering, left (Includes items 4 and 5)
3	630812	1	LEVER ASSEMBLY, steering, right (Includes items 4 and 5)
4	624584	2	BUSHING, steering lever (small)
5	630795	4	BUSHING, steering lever (large)
6	629716	1	SHAFT, steering lever
	915989	1	PIN, spring, 3/16" x 1-3/8"
7	630838	2	ROD, control, upper
8	629262	1	BRACKET, steering lever (Used prior to tractor #7550 excluding #7548)
	651431	1	BRACKET, steering lever (Effective with tractor #7550 including #7548)
9	070469	2	CAPSCREW, 1/2"NF x 1-1/4"
10	035018	4	CAPSCREW, 1/2"NF x 1-1/2"
11	064531	4	WASHER, plain
	904208	6	LOCKWASHER, 1/2"
	911043	6	NUT, 1/2"NF
12	631421	1	PLATE, air baffle (For units with suction-type or reversible cooling fans)
13	630849	2	BLOCK ASSEMBLY, pillow, cross shaft (Includes item 15)(Used prior to tractor #6287)
	643302	2	BLOCK ASSEMBLY, pillow, cross shaft (Includes item 15)(Used on tractors #6287 thru #8068)
	654656	2	BEARING ASSEMBLY, cross shaft (Includes bushing)(Effective with tractor #8069)
14	036034	4	CAPSCREW, 3/8"NF x 1" (Used prior to tractor #6287)
	045174	4	CAPSCREW, 3/8"NF x 2-1/2" (Used on tractors #6287 thru #8068)
	036032	4	CAPSCREW, 3/8"NF x 3/4"(Effective with tractor #8069)
	904206	4	LOCKWASHER, 3/8"
15	628157	2	BUSHING, pillow block (Used prior to tractor #6287)
	643257	2	BUSHING, pillow block (Used on tractors #6287 thru #8068)
16	061554	4	SHIM, aligning, upper cross shaft (Use as required)
17	629717	1	SHAFT, cross, upper
	905123	2	KEY, #9 woodruff, 3/16" x 3/4"
18	630851	1	TUBE ASSEMBLY, upper cross shaft levers (Includes item 19)(Used prior to tractor #7536)
	648956	1	TUBE ASSEMBLY, upper cross shaft levers (Includes item 19) (Effective with tractor #7536)
19	630795	2	BUSHING, upper cross shaft lever tube
20	630841	2	LEVER ASSEMBLY, upper cross shaft tube (Includes item 22)
21	046419	2	CAPSCREW, 3/8"NF x 2"
	904206	2	LOCKWASHER, 3/8"
	911041	2	NUT, 3/8"NF

(Continued)

STEERING LEVERS AND LINKAGE (Continued)

ITEM	PART NO.	QTY.	DESCRIPTION
22	624584	2	BUSHING, upper cross shaft tube lever
23	630837	2	LEVER ASSEMBLY, upper cross shaft (Includes item 25)
24	046419	2	CAPSCREW, 3/8"NF x 2"
	904206	2	LOCKWASHER, 3/8"
	911041	2	NUT, 3/8"NF
25	624584	2	BUSHING, upper cross shaft lever
26	072438	2	SPRING, control rod retracting
27	630856	2	ROD, control, vertical
	911041	2	NUT, 3/8"NF
28	628736	4	YOKE, control rods
29	630850	1	BRACKET ASSEMBLY, lower cross shaft (Includes item 31)
30	035018	2	CAPSCREW, 1/2"NF x 1-1/2" (Early units)
	035190	2	CAPSCREW, 1/2"NC x 1-1/2" (Late units)
	904208	2	LOCKWASHER, 1/2"
31	630795	2	BUSHING, lower cross shaft bracket
32	630852	1	BELLCRANK ASSEMBLY, lower cross shaft (Includes items 33 and 34)
33	624584	2	BUSHING, lower cross shaft bellcrank (small)
34	630795	2	BUSHING, lower cross shaft bellcrank (large)
35	629454	1	SHAFT, cross, lower
	905123	2	KEY, #9 woodruff, 3/16" x 3/4"
36	630836	1	LEVER ASSEMBLY, lower cross shaft, right (Includes item 38)
37	046419	1	CAPSCREW, 3/8"NF x 2"
	904206	1	LOCKWASHER, 3/8"
	911041	1	NUT, 3/8"NF
38	624584	1	BUSHING, right lower cross shaft lever
39	630837	1	LEVER ASSEMBLY, lower cross shaft, left (Includes item 41)
40	046419	1	CAPSCREW, 3/8"NF x 2"
	904206	1	LOCKWASHER, 3/8"
	911041	1	NUT, 3/8"NF
41	624584	1	BUSHING, left lower cross shaft lever
42	078810	10	PIN, control linkage yokes
	900801	10	PIN, cotter, 3/32" x 3/4"
43	639061	1	ROD, control, lower left
	911041	1	NUT, 3/8"NF
44	639062	1	ROD, control, lower right
	911041	1	NUT, 3/8"NF
45	627451	2	PIN, yoke, lower control rods, rear section
	900801	2	PIN, cotter, 3/32" x 3/4"
46	656151	2	OVERTRAVEL ASSEMBLY (Serviced only as a unit)
47	630833	2	PIN, overtravel
	900801	2	PIN, cotter, 3/32" x 3/4"

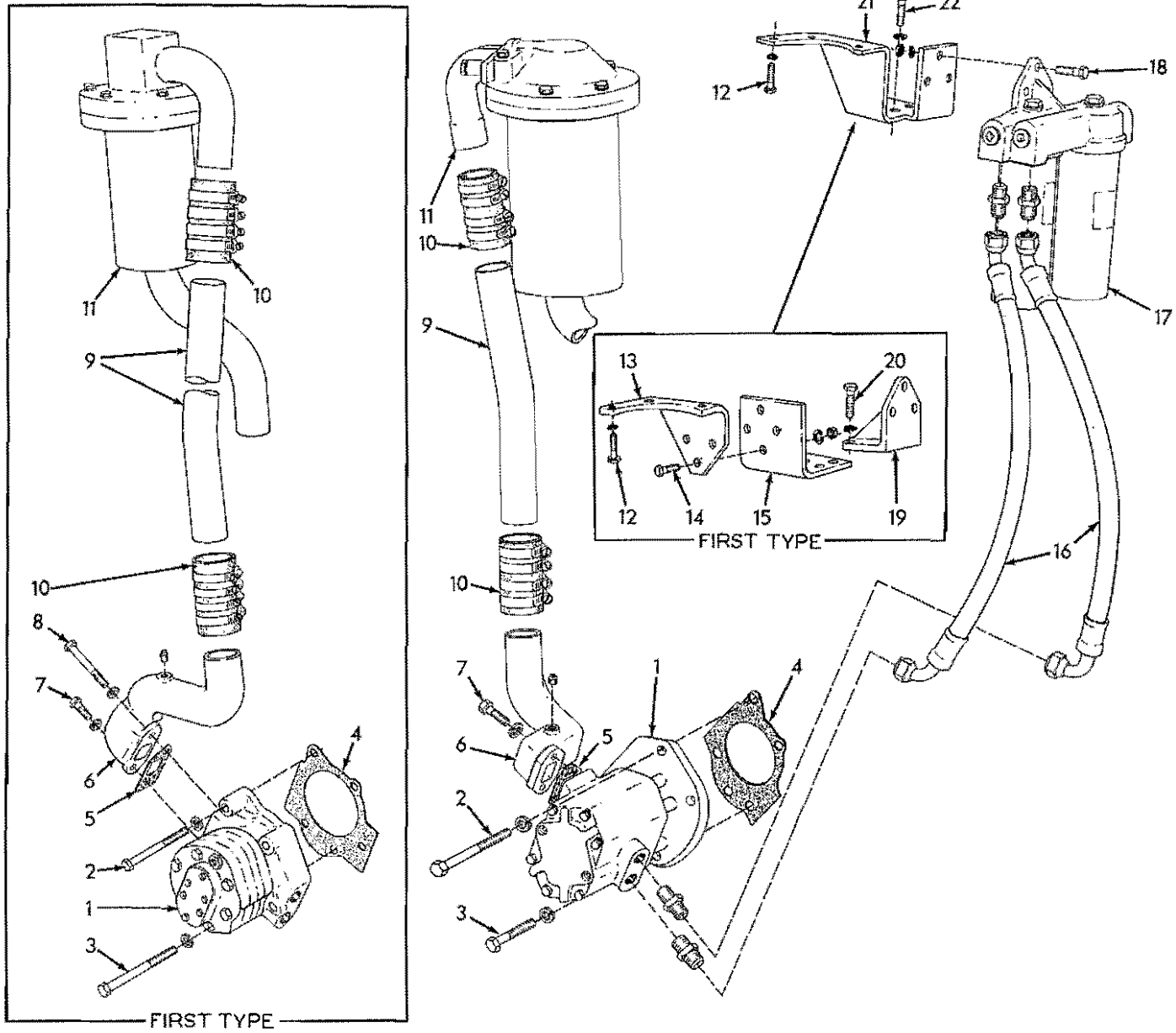
HYDRAULIC STEERING CONTROL

ITEM	PART NO.	QTY.	DESCRIPTION
1	-----	-	STEERING PUMP AND FILTERS (See page 193 and 196 for details)
2	623234	3	HOSE, suction line
	921913	12	CLAMP, hose, 1-13/16" to 2-3/4" diam.
3	641776	1	TUBE, suction line, front section
4	632986	1	TUBE, suction line, rear section (Model HD16D)
	632489	1	TUBE, suction line, rear section (Model HD16DC)
5	623235	3	CLIP, suction tube supporting
6	035221	1	CAPSCREW, 1/2"NC x 1"
7	035525	2	CAPSCREW, 1/2"NF x 1-1/8"
	904208	3	LOCKWASHER, 1/2"
	910244	3	WASHER, plain, SAE std., 1/2"
8	623612	1	ELBOW, suction tube
9	092013	3	CAPSCREW, 3/8"NC x 1-1/8", Nylok
	904206	3	LOCKWASHER, 3/8"
10	623616	1	GASKET, suction tube elbow
11	641669	1	COVER, transmission sump
12	095779	9	CAPSCREW, Nylok, 1/2"NC x 1-1/2"
	904208	9	LOCKWASHER, 1/2"
13	623617	1	GASKET, transmission sump cover
14	641754	1	PIPE, suction line
	917463	1	CAPSCREW, socket-hd., 1/4"NC x 1-1/2"
15	645239	1	HOSE, filter to valve, top (See HOSE PARTS)
	919342	1	CONNECTOR, flare type, 3/4" tube, 3/4"NPT male
	919615	1	CONNECTOR, flare type, 3/4" tube, 1/2"NPT male (Used prior to tractor #7550 excluding #7548)
	922935	1	CONNECTOR, flare type, 3/4" tube, 3/4"NF male end (Includes O-RING 921349)(Effective with tractor #7550 including #7548)
16	645082	1	HOSE, filter to valve, bottom (See HOSE PARTS)
	919342	1	CONNECTOR, flare type, 3/4" tube, 3/4"NPT male
	919615	1	CONNECTOR, flare type, 3/4" tube, 1/2"NPT male (Used prior to tractor #7550 excluding #7548)
	922935	1	CONNECTOR, flare type, 3/4" tube, 3/4"NF male end (Includes O-RING 921349)(Effective with tractor #7550 including #7548)
17	621451	6	CLIP, hose supporting (1-1/16" diam.)(Used prior to tractor #6965)
	644612	6	CLIP, hose supporting (1-3/16" diam.)(Effective with tractor #6965)
18	035439	2	CAPSCREW, 3/8"NC x 1"
19	036034	1	CAPSCREW, 3/8"NF x 1"
	904206	3	LOCKWASHER, 3/8"
	911115	3	WASHER, plain, SAE std., 3/8"
	911041	1	NUT, 3/8"NF
20	630280	1	ANGLE, hose supporting, rear

(Continued)

HYDRAULIC STEERING CONTROL (Continued)

ITEM	PART NO.	QTY.	DESCRIPTION
21	623281	2	CLAMP, hose supporting, short (half-only)(Used prior to tractor #6965)
	644611	2	CLAMP, hose supporting, short (half-only)(Effective with tractor #6965)
22	620253	2	CAPSCREW, 3/8"NF x 2-3/4"
	044973	2	WASHER, plain
	904206	2	LOCKWASHER, 3/8"
	911041	2	NUT, 3/8"NF
23	630298	2	CLAMP, hose supporting, long (half-only)(Used prior to tractor #6965)
	646345	2	CLAMP, hose supporting, long (half-only)(Effective with tractor #6965)
24	620253	2	CAPSCREW, 3/8"NF x 2-3/4"
	044973	2	WASHER, plain
	904206	2	LOCKWASHER, 3/8"
	911041	2	NUT, 3/8"NF
25	642204	1	ANGLE, hose supporting, front (Used prior to tractor #6965)
	646127	1	ANGLE, hose supporting, front (Effective with tractor #6965)
26	035712	2	CAPSCREW, 1/2"NC x 2-1/4"
	904208	2	LOCKWASHER, 1/2"
	911028	2	NUT, 1/2"NC
27	-----	-	VALVE (See CONTROL VALVE AND LINES)



STEERING PUMP AND FILTERS (First type)

STEERING PUMP AND FILTERS

USAGE: Tractors prior to serial No. 7722

*Used prior to engine serial No. 16-05531
 **Effective with engine serial No. 16-05531

ITEM	PART NO.	QTY. * **	DESCRIPTION
1	099915	1 -	PUMP ASSEMBLY ("Roper." See page 198 for parts)(Can be replaced by PUMP ASSEMBLY 638911 or PUMP ASSEMBLY 654180, 3 CAPSCREW 082013, 2 CAPSCREW 041250 and 1 TUBE 641877)
	641625	- 1	PUMP ASSEMBLY ("Webster." See page 199 for parts)(Order PUMP ASSEMBLY 655782, ELBOW 655998, GASKET 655999, 2 CAPSCREW 044249, 2 LOCKWASHER 904206 and 2 CONNECTOR 922981)
	638911	1 -	PUMP ASSEMBLY ("Webster." See 199 for parts)(Used as service replacement for PUMP ASSEMBLY 099915)
	654180	1 -	PUMP ASSEMBLY ("Cessna." See page 201 for parts)(Used as service replacement for PUMP ASSEMBLY 099915)
2	082937	3 -	CAPSCREW, 3/8"NC x 4-1/2"
	082013	- 3	CAPSCREW, 3/8"NC x 3-1/4"
	904206	3 3	LOCKWASHER, 3/8"
3	622781	2 -	CAPSCREW, 7/16"NC x 4-7/8"
	041250	- 2	CAPSCREW, 7/16"NC x 1-1/4"
	904207	2 2	LOCKWASHER, 7/16"
4	4371742	1 1	GASKET, pump mounting
5	082811	1 1	GASKET, inlet elbow
6	639850	1 1	ELBOW, pump inlet (Used prior to tractor #6906)
	643570	- 1	ELBOW, pump inlet (Effective with tractor #6906)
7	901651	1 1	PLUG, pipe, 1/8"NPT
	041250	1 2	CAPSCREW, 7/16"NC x 1-1/4" (One (1) less used with ELBOW 639850)
8	082905	1 1	CAPSCREW, 7/16"NC x 3-1/4" (Used prior to tractor #6906)
	904207	2 2	LOCKWASHER, 7/16"
9	641771	1 -	TUBE, pump inlet
	641877	- 1	TUBE, pump inlet (Tractors prior to #6906)
	643573	- 1	TUBE, pump inlet (Tractors #6906 and up)
10	623234	2 2	HOSE, suction line
	921913	8 8	CLAMP, hose, 1-13/16" to 2-3/4" diam.
11	641722	1 1	FILTER ASSEMBLY, suction line (See page 195 for parts)(Used prior to tractor #6906)
	643606	- 1	FILTER ASSEMBLY, suction line (See page 195 for parts)(Effective with tractor #6906)
12	070469	3 3	CAPSCREW, 1/2"NF x 1-1/4"
	904208	3 3	LOCKWASHER, 1/2"

(Continued)

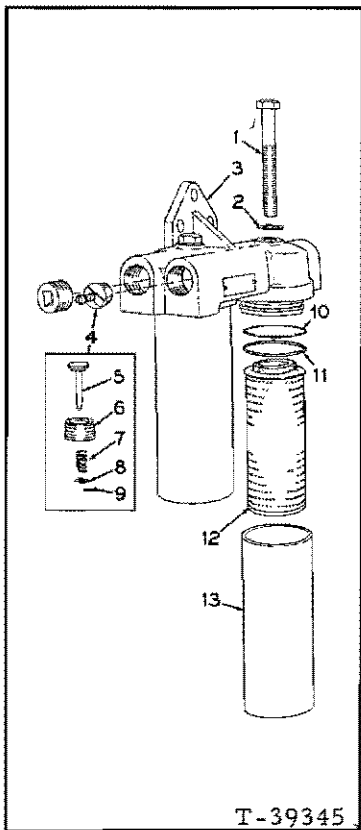
STEERING PUMP AND FILTERS (Continued)

ITEM	PART NO.	QTY.		DESCRIPTION
		*	**	
13	641689	1	1	BRACKET, suction line filter, front (Used prior to tractor #6847)
14	035073	3	3	CAPSCREW, 1/2" x 1-1/4"
	904208	3	3	LOCKWASHER, 1/2"
	911043	3	3	NUT, 1/2"NF
15	641760	1	1	BRACKET, suction line filter, rear (Used prior to tractor #6847)
16	647414	2	2	HOSE, pump to filter (See HOSE PARTS)
	919615	2	2	CONNECTOR, flare type, 3/4" tube, 1/2"NPT male
	919342	2	2	CONNECTOR, flare type, 3/4" tube, 3/4"NPT male
17	633797	1	1	FILTER ASSEMBLY, pressure line (See page 194 for parts)
18	035073	3	3	CAPSCREW, 1/2"NF x 1-3/4"
	904208	3	3	LOCKWASHER, 1/2"
	911043	3	3	NUT, 1/2"NF
19	633385	1	1	BRACKET, filter mounting (Used prior to tractor #6847)
20	035236	4	4	CAPSCREW, 1/2"NC x 1-3/4"
	904208	4	4	LOCKWASHER, 1/2"
21	645101	-	1	BRACKET, filter mounting (Effective with tractor #6847)
22	035061	-	4	CAPSCREW, 1/2"NC x 1-1/4"
	904208	-	4	LOCKWASHER, 1/2"

NOTE: See PAINTING AND MARKING for transfers

FILTER ASSEMBLY 633797

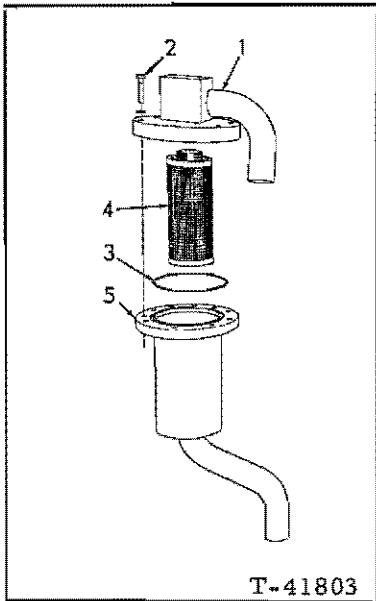
USAGE: See pages 193 and 197



ITEM	PART NO.	QTY.	DESCRIPTION
1	638796	2	CAPSCREW, tank retaining (5/8"NF x 5")
2	631869	2	WASHER, tank retaining cap screw
3	633310	1	HEAD
	901661	2	PLUG, pipe, ctsk-hd., 1"NPT
4	633995	2	VALVE ASSEMBLY, by-pass (Consists of items 5 thru 9)
5	-----	2	VALVE, by-pass (Order item 4)
6	-----	2	HOUSING, by-pass valve (Order item 4)
7	631870	2	SPRING, by-pass valve
8	632060	2	WASHER, by-pass valve spring
9	{ 632061	2	RING, snap, by-pass valve (Early units)
	{ 900970	2	PIN, cotter, 1/16" x 1/2" (Late units)
10	632062	2	RING, back-up, filter head o-ring
11	632063	2	O-RING, filter head
12	631828	2	ELEMENT KIT (Includes items 2, 10 and 11)
13	631872	2	TANK

FILTER ASSEMBLY 641722

USAGE: Tractors prior to serial No. 6906. See page 193

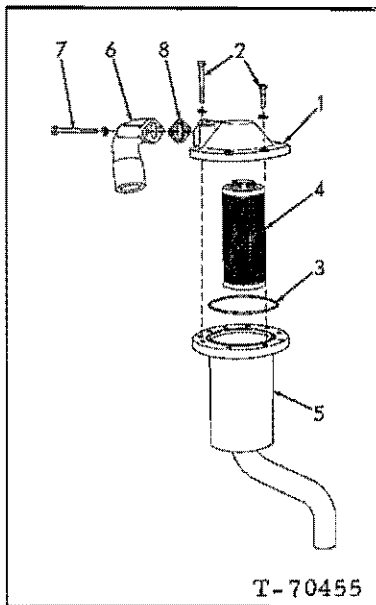


T-41803

ITEM	PART NO.	QTY.	DESCRIPTION
1	641700	1	COVER
2	035336	6	CAPSCREW, 3/8"NF x 1-3/4"
	904206	6	LOCKWASHER, 3/8"
3	923824	1	O-RING
4	623268	1	SCREEN
5	641758	1	HOUSING

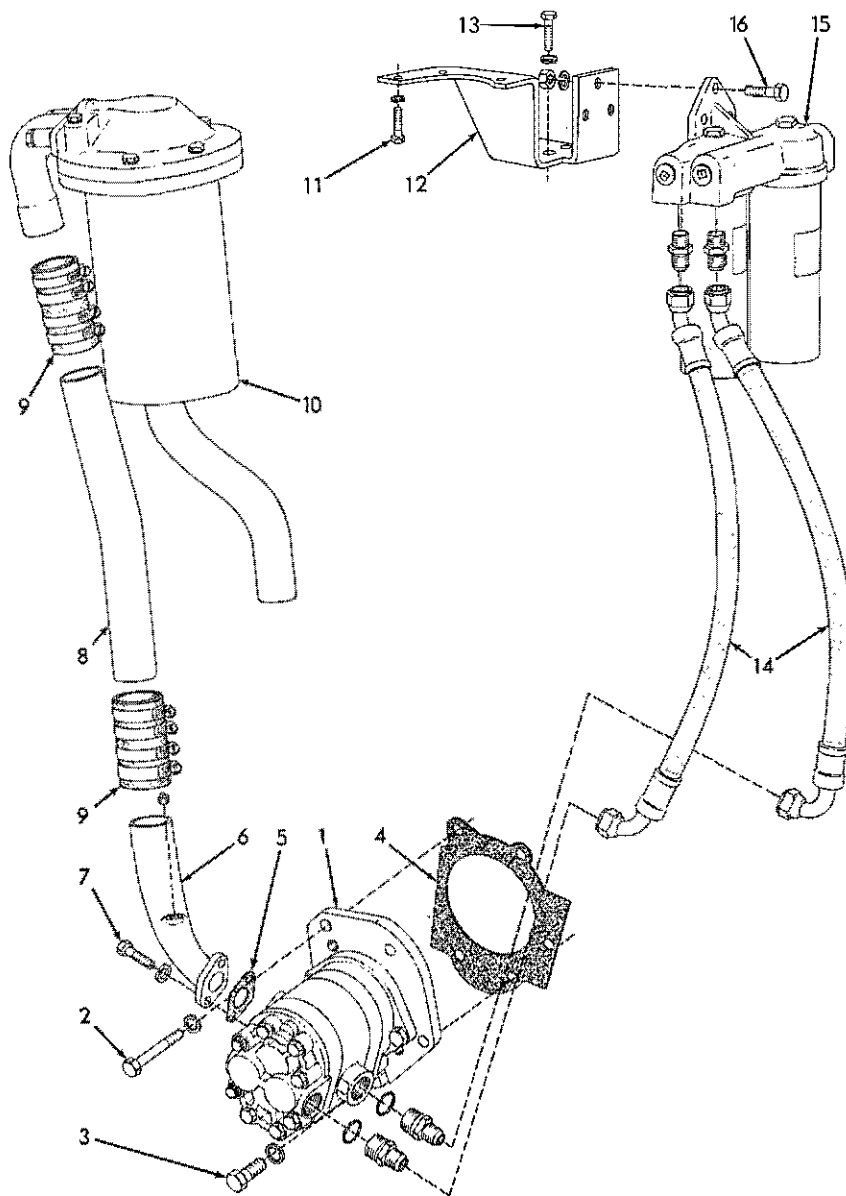
FILTER ASSEMBLY 643606

USAGE: Tractors serial No. 6906 and up. See pages 193 and 197



T-70455

ITEM	PART NO.	QTY.	DESCRIPTION
1	644827	1	COVER
2	012992	4	CAPSCREW, 3/8"NF x 1-1/4"
	914339	2	CAPSCREW, 3/8"NF x 2-3/4"
	904206	6	LOCKWASHER, 3/8"
3	923824	1	O-RING
4	623268	1	SCREEN
5	641758	1	HOUSING
6	644828	1	ELBOW, outlet
7	058936	2	CAPSCREW, 3/8"NC x 2-3/4"
	904206	2	LOCKWASHER, 3/8"
8	644816	1	GASKET, outlet elbow



STEERING PUMP AND FILTERS

T-72813.

USAGE: Tractors serial No. 7722 and up

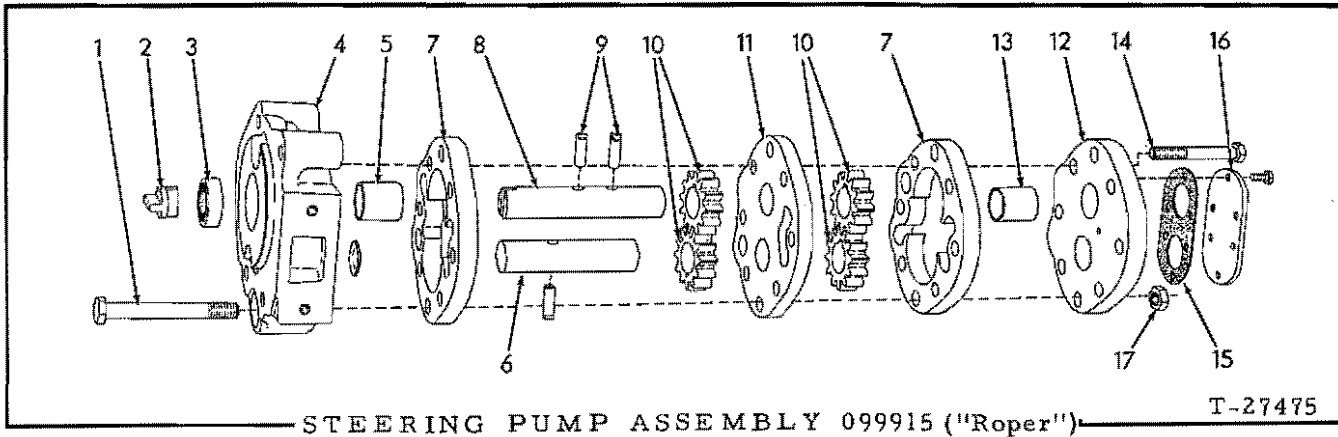
ITEM	PART NO.	QTY.	DESCRIPTION
1	655782	1	PUMP ASSEMBLY ("Cessna," See page 202 for parts)
2	082013	3	CAPSCREW, 3/8"NC x 3-1/4"
	904206	3	LOCKWASHER, 3/8"
3	041250	2	CAPSCREW, 7/16"NC x 1-1/4"
	904207	2	LOCKWASHER, 7/16"
4	4371742	1	GASKET, pump mounting
5	655999	1	GASKET, inlet elbow

(Continued)

STEERING PUMP AND FILTERS (Continued)

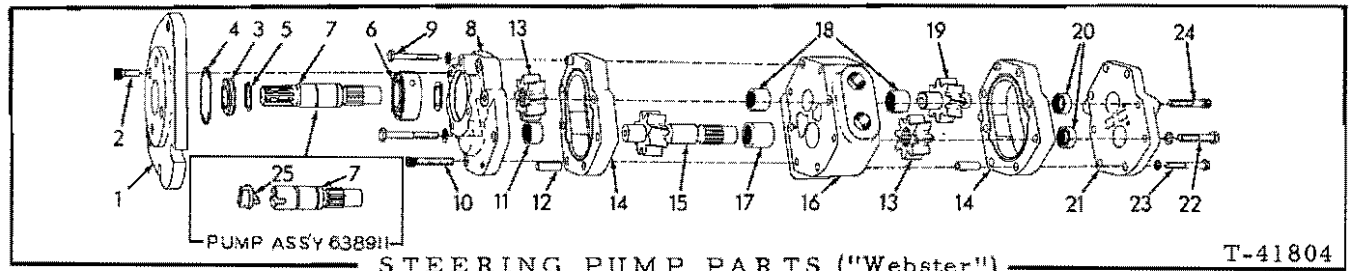
ITEM	PART NO.	QTY.	DESCRIPTION
6	655998	1	ELBOW, pump inlet
	901651	1	PLUG, pipe, 1/8"NPT
7	044249	2	CAPSCREW, 3/8"NC x 1-1/8"
	904206	2	LOCKWASHER, 3/8"
8	643573	1	TUBE, pump inlet
9	623234	2	HOSE, suction line
	921913	8	CLAMP, hose, 1-13/16" to 2-3/4" diam.
10	643606	1	FILTER ASSEMBLY, suction line (See page 195 for parts)
11	070469	3	CAPSCREW, 1/2"NF x 1-1/4"
	904208	3	LOCKWASHER, 1/2"
12	645101	1	BRACKET, filter mounting
13	035061	4	CAPSCREW, 1/2"NC x 1-1/4"
	904208	4	LOCKWASHER, 1/2"
14	647414	2	HOSE, pump to filter (See HOSE PARTS)
	919342	2	CONNECTOR, flare type, 3/4" tube, 3/4"NPT male
	922981	2	CONNECTOR, flare type, 3/4" tube, 1-1/16" straight male thread (Includes O-RING 921207)
15	633797	1	FILTER ASSEMBLY, pressure line (See page 194 for parts)
16	035073	3	CAPSCREW, 1/2"NF x 1-3/4"
	904208	3	LOCKWASHER, 1/2"
	911043	3	NUT, 1/2"NF

NOTE: See PAINTING AND MARKING for transfers



USAGE: See page 193.

ITEM	PART NO.	QTY.	DESCRIPTION
1	622789	2	CAPSCREW, 1/2"NC x 4-1/2"
2	645109	1	COUPLING, driving shaft
3	090655	1	SEAL, oil, driving shaft
4	099914 910005	1 1	PLATE ASSEMBLY, back (Includes item 5 and PLUG indented below) PLUG, expansion, 1-1/8" diam.
5	059776	2	BEARING, back plate
6	099912	1	SHAFT, idling gears
7	099910	2	CASE
8	099913	1	SHAFT, driving
9	059782	3	PIN, gear driving
10	099916	4	GEAR
11	099911	1	SPACER
12	099917	1	PLATE ASSEMBLY, front (Includes item 13)
13	059776	2	BEARING, front plate
14	088736	4	CAPSCREW (7/16"NC x 3")
15	059778	1	GASKET, cover plate
16	632112 903625	1 6	PLATE, cover CAPSCREW, 1/4"NC x 3/4"
17	622790	2	NUT, doweling capscrew (1/2"NC)

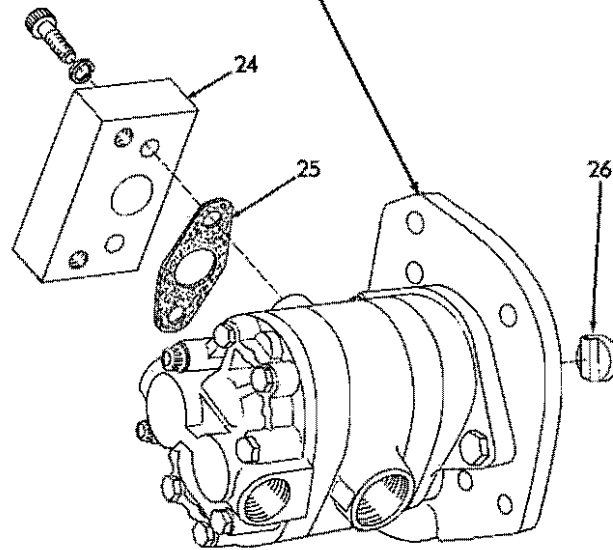
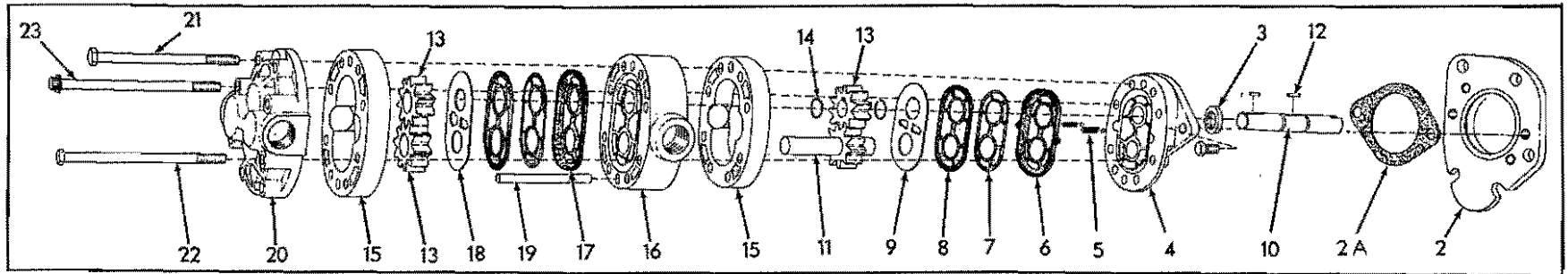


STEERING PUMP PARTS ("Webster")

T-41804

* PUMP ASSEMBLY 638911 (tang-drive)
 ** PUMP ASSEMBLY 641625 (spline-drive) } See page 193

ITEM	PART NO.	QTY.		DESCRIPTION
		*	**	
1	643449	1	1	PLATE ASSEMBLY, adapting (Includes item 3)
2	643551	4	4	CAPSCREW, socket-hd., 5/16"NC x 3/4"
3	643438	1	1	SEAL, oil
4	3039053	1	1	O-RING, adapting plate
5	628161	2	2	RING, snap, drive shaft
6	4255031	1	1	BEARING, ball
7	644354	1	-	SHAFT, drive (slotted end)
	644913	-	1	SHAFT, drive (splined end)
8	643496	1	1	BODY ASSEMBLY (Includes item 11)
	921160	4	4	CAPSCREW, 5/16"NC x 2-1/4"
	904205	4	4	LOCKWASHER, 5/16"
9	054305	2	2	CAPSCREW, 1/4"NC x 2"
	904204	2	2	LOCKWASHER, 1/4"
10	643553	2	2	CAPSCREW, socket-hd., 5/16"NC x 1-1/2"
11	208253	1	1	BEARING, needle, driven shaft (short)
12	643544	4	4	PIN, dowel (hollow)
13	643545	2	2	GEAR (splined)
14	643534	2	2	PLATE, gear housing
15	644898	1	1	SHAFT ASSEMBLY, driven (Includes gear. Serviced only as a unit)
16	643492	1	1	PLATE ASSEMBLY, center (Includes items 17 and 18)
17	643494	1	1	BEARING, needle, driven shaft (long)
18	208253	2	2	BEARING, needle
19	644897	1	1	SHAFT ASSEMBLY, idler (Includes gear. Serviced only as a unit)
20	4254654	2	2	BEARING, needle, pump cover
21	643491	1	1	COVER ASSEMBLY (Includes item 20)
22	051473	4	4	CAPSCREW, 5/16"NC x 1-3/4"
	904205	4	4	LOCKWASHER, 5/16"
23	054305	2	2	CAPSCREW, 1/4"NC x 2"
	904204	2	2	LOCKWASHER, 1/4"
24	643552	2	2	CAPSCREW, socket-hd., 5/16"NC x 1-3/4"
25	645109	1	-	COUPLING, drive

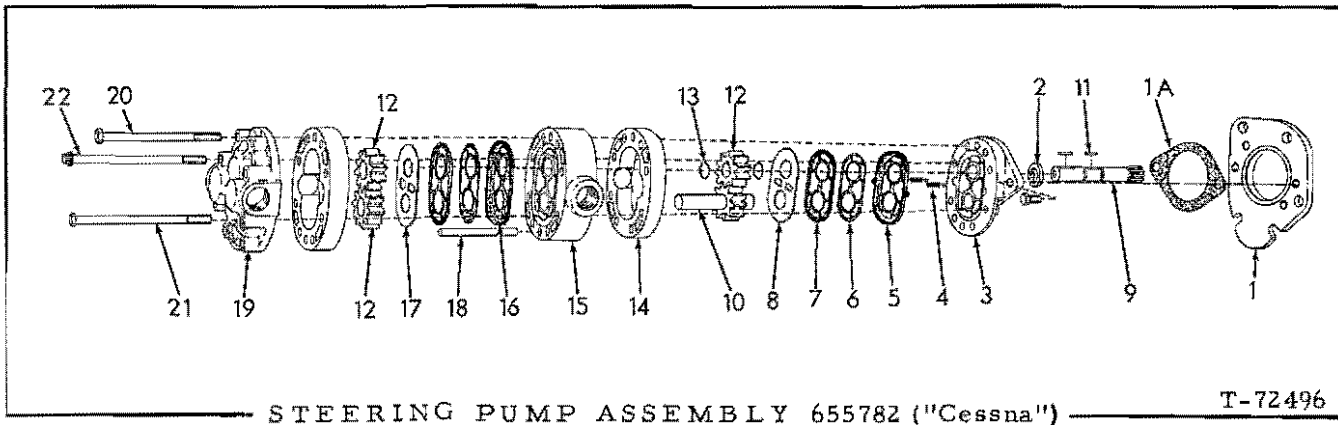


STEERING PUMP ASSEMBLY 654180 ("Cessna")

STEERING PUMP ASSEMBLY 654180 ("Cessna")

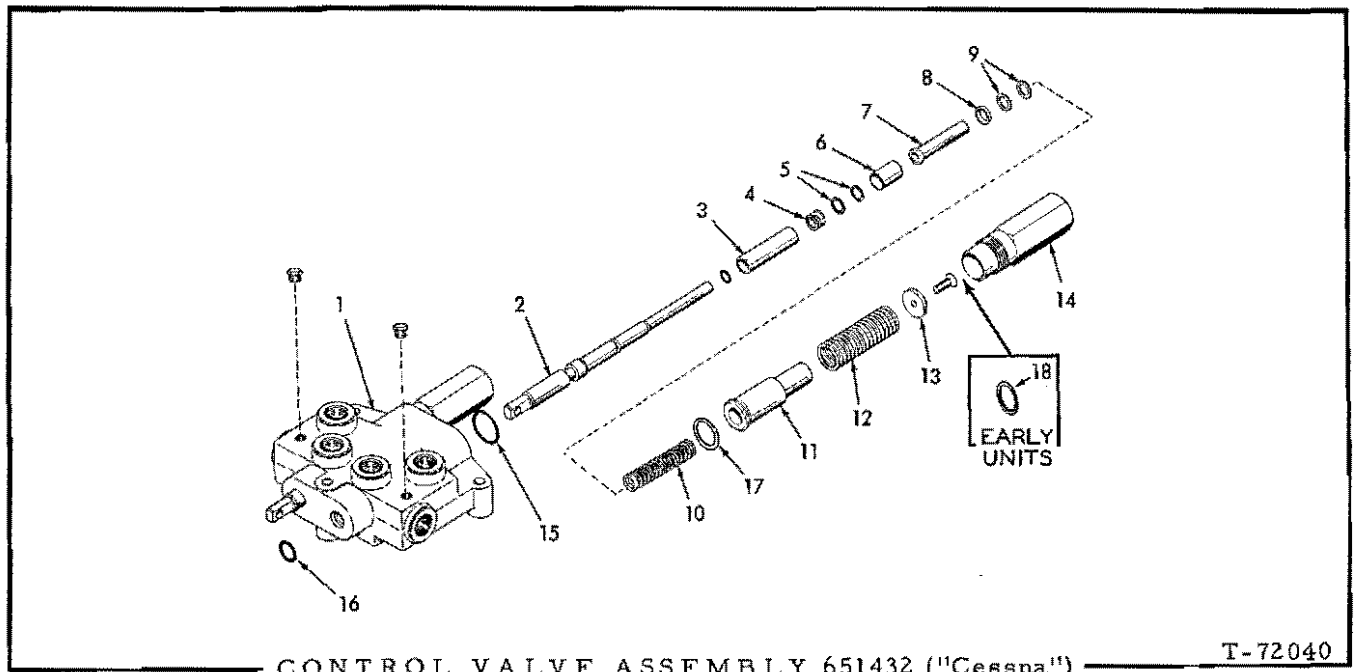
USAGE: See page 193

ITEM	PART NO.	QTY.	DESCRIPTION
-	654180	1	PUMP ASSEMBLY (Items 1 thru 26)
1	654074	1	PUMP ASSEMBLY (Items 2 thru 23)
2	653932	1	PLATE, adapting
	916222	2	CAPSCREW, 7/16"NC x 7/8"
2A	656179	1	GASKET, front plate
3	650677	1	SEAL, oil
4	653929	1	PLATE ASSEMBLY, front (Includes bushings)
5	650679	2	SPRING, check valve
	915903	2	BALL, steel, 7/32" diam.
6	650673	1	SEAL, front diaphragm
7	650676	2	GASKET, diaphragm (thin)
8	650675	2	GASKET, diaphragm (thick)
9	650674	1	DIAPHRAGM, sealing, front
10	655564	1	SHAFT, drive
11	653931	1	GEAR ASSEMBLY, idler (Includes shaft)
12	650672	2	KEY, pump gear
13	650189	3	GEAR, pump
14	653936	2	RING, snap, pump gear
15	650193	2	BODY, outer
16	653934	1	BODY, center (Includes bushings)
17	650678	1	SEAL, rear diaphragm
18	827650	1	DAIPHRAGM, sealing, rear
19	653937	2	PIN, dowel
20	653930	1	PLATE, rear
21	919223	4	CAPSCREW, 5/16"NC x 4-1/2"
22	924226	2	CAPSCREW, 5/16"NC x 5"
23	924227	2	SCREW, 12 pt-hd., 5/16"NC x 5"
24	654089	1	ADAPTER, inlet
	912267	2	CAPSCREW, hex-socket-hd., 3/8"NC x 1"
	904206	2	LOCKWASHER, 3/8"
25	655999	1	GASKET, inlet adapter
26	645109	1	COUPLING



USAGE: See page 196

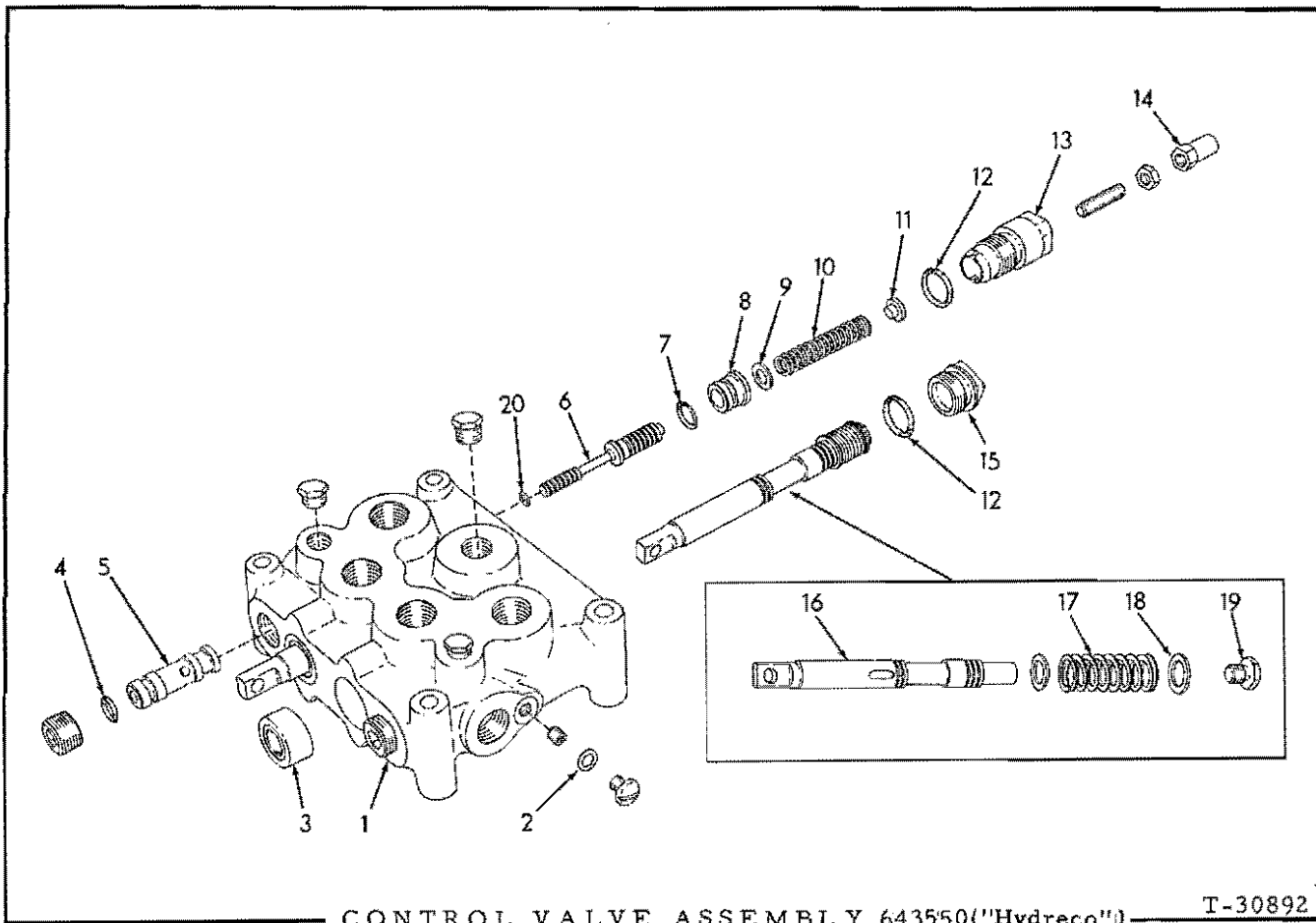
ITEM	PART NO.	QTY.	DESCRIPTION
1	653932	1	PLATE, adapting
	916222	2	CAPSCREW, 7/16"NC x 7/8"
1A	656179	1	GASKET, front plate
2	650677	1	SEAL, oil
3	653929	1	PLATE ASSEMBLY, front (Includes bushings)
4	650679	2	SPRING, check valve
	915903	2	BALL, steel, 7/32" diam.
5	650673	1	SEAL, front diaphragm
6	650676	2	GASKET, diaphragm (thin)
7	650675	2	GASKET, diaphragm (thick)
8	650674	1	DIAPHRAGM, sealing, front
9	653933	1	SHAFT, drive
10	653931	1	GEAR ASSEMBLY, idler (Includes shaft)
11	650672	2	KEY, pump gear
12	650189	3	GEAR, pump
13	653936	2	RING, snap, pump gear
14	650193	2	BODY, outer
15	653934	1	BODY, center (Includes bushings)
16	650678	1	SEAL, rear diaphragm
17	827650	1	DIAPHRAGM, sealing, rear
18	653937	2	PIN, dowel
19	653930	1	PLATE, rear
20	919223	4	CAPSCREW, 5/16"NC x 4-1/2"
21	924226	2	CAPSCREW, 5/16"NC x 5"
22	924227	2	SCREW, 12 pt-hd., 5/16"NC x 5"



USAGE: See page 206

ITEM	PART NO.	QTY.	DESCRIPTION
1	----- 919134	1	BODY (Not serviced separately)
		2	PLUG, pipe, hex-hd., 1/8"NPT
2	-----	2	PLUNGER (Not serviced separately)
3	651564	2	PISTON, pressure regulating
4	651569	2	SPRING, pressure regulating (short)
5	651576	-	SHIM, pressure adjustment (.015" thick)
	651577	-	SHIM, pressure adjustment (.005" thick)
6	651571	2	SLEEVE, valve plunger (outer)
7	651572	2	SLEEVE, valve plunger (inner)
8	651573	2	WASHER, valve plunger
9	651574	-	SHIM, pressure adjustment (.015" thick)
	651575	-	SHIM, pressure adjustment (.005" thick)
10	661676	2	SPRING, pressure regulating (long)
11	651565	2	SLEEVE, plunger return spring
12	651570	2	SPRING, plunger return
13	651567	2	WASHER, end, valve plunger
	924989	2	SCREW, machine, flat-hd., 1/4"NF x 7/8"
14	651566	2	CAP, valve plunger
15	924416	2	O-RING, valve body (large)
16	923645	2	O-RING, valve body (small)
17	663123	2	SHIM, plunger clearance (Late units)
18	663124	2	SHIM, plunger clearance (Early units)

} Use as req'd



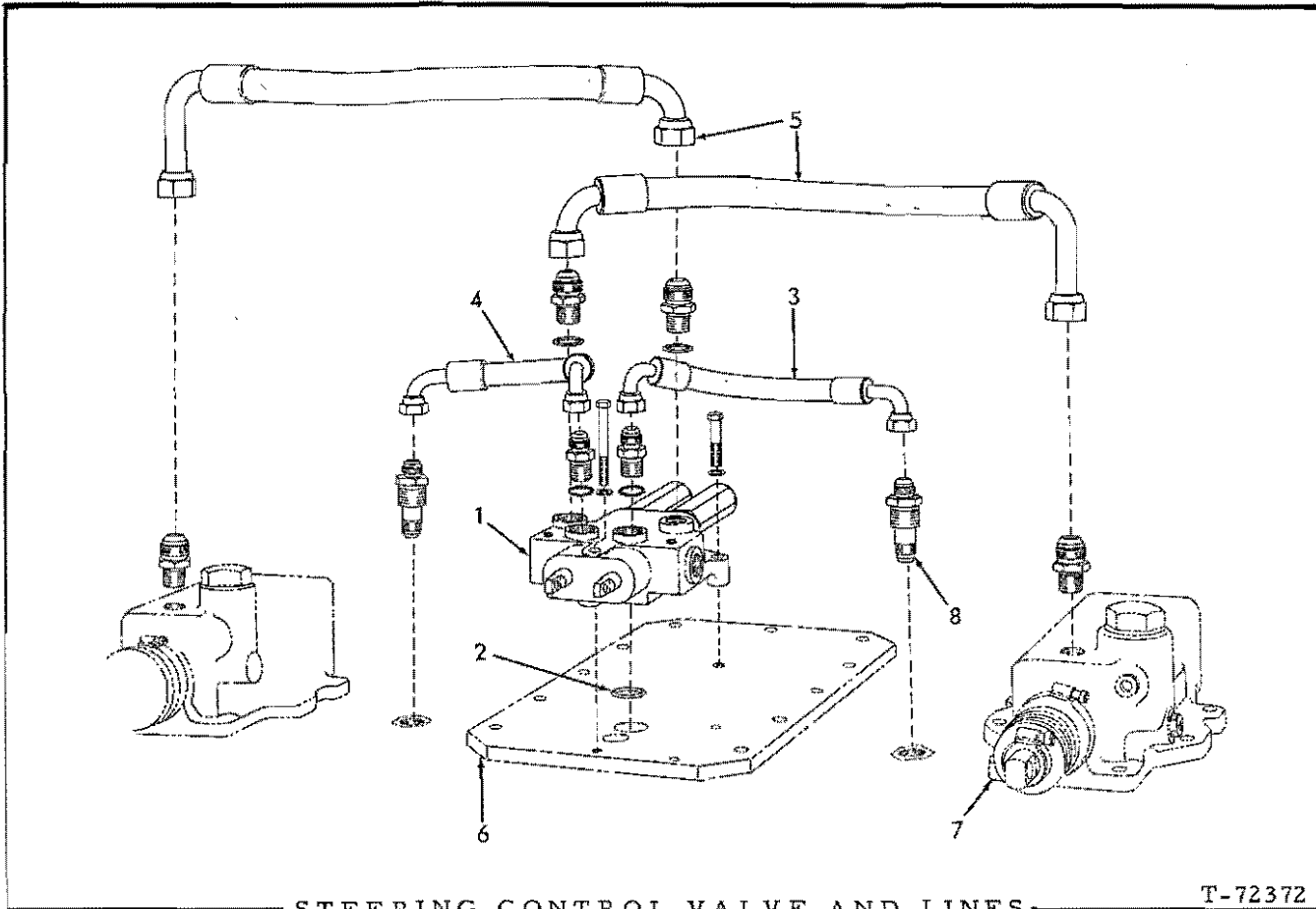
USAGE: See page 206

ITEM	PART NO.	QTY.	DESCRIPTION
1	-----	1	HOUSING (Not serviced separately)
	919840	2	PLUG, pipe, hex-hd., 1/4"NPT
	920333	1	PLUG, pipe, hex-hd., 3/8"NPT
	908944	2	PLUG, pipe, hex-socket, 1/2"NPT
	900585	2	SCREW, machine, 5/16"NC x 5/8"
2	3001737	2	GASKET, plugging screw
3	623420	2	SEAL, oil, operating plunger
4	923548	2	O-RING, relief valve front seat
5	3014007	2	SEAT, relief valve, front
	905564	2	SETSCREW, hex-socket, cup-pt., 5/16"NC x 5/8"
6	623431	2	PLUNGER, relief valve
7	923376	2	O-RING, relief valve rear seat
8	623430	2	SEAT, relief valve, rear
9	631935	2	WASHER, relief valve plunger
10	630528	2	SPRING, relief valve

(Continued)

CONTROL VALVE ASSEMBLY 643550 ("Hydreco") (Continued)

ITEM	PART NO.	QTY.	DESCRIPTION
11	623427	2	GUIDE, relief valve spring
12	923574	4	O-RING, rear caps
13	623428	2	CAP, relief valve adjustment
	921303	2	SETSCREW, oval-pt., 3/8"NF x 1-1/2"
	911048	2	NUT, jam, 3/8"NF
14	3002757	2	NUT, acorn, relief valve
15	623429	2	CAP, operating plunger
16	-----	2	PLUNGER, operating (Not serviced separately)
17	627378	2	SPRING, operating plunger
18	627377	4	WASHER, operating plunger
19	627380	2	CAP, operating plunger
20	655743	2	O-RING, relief valve plunger



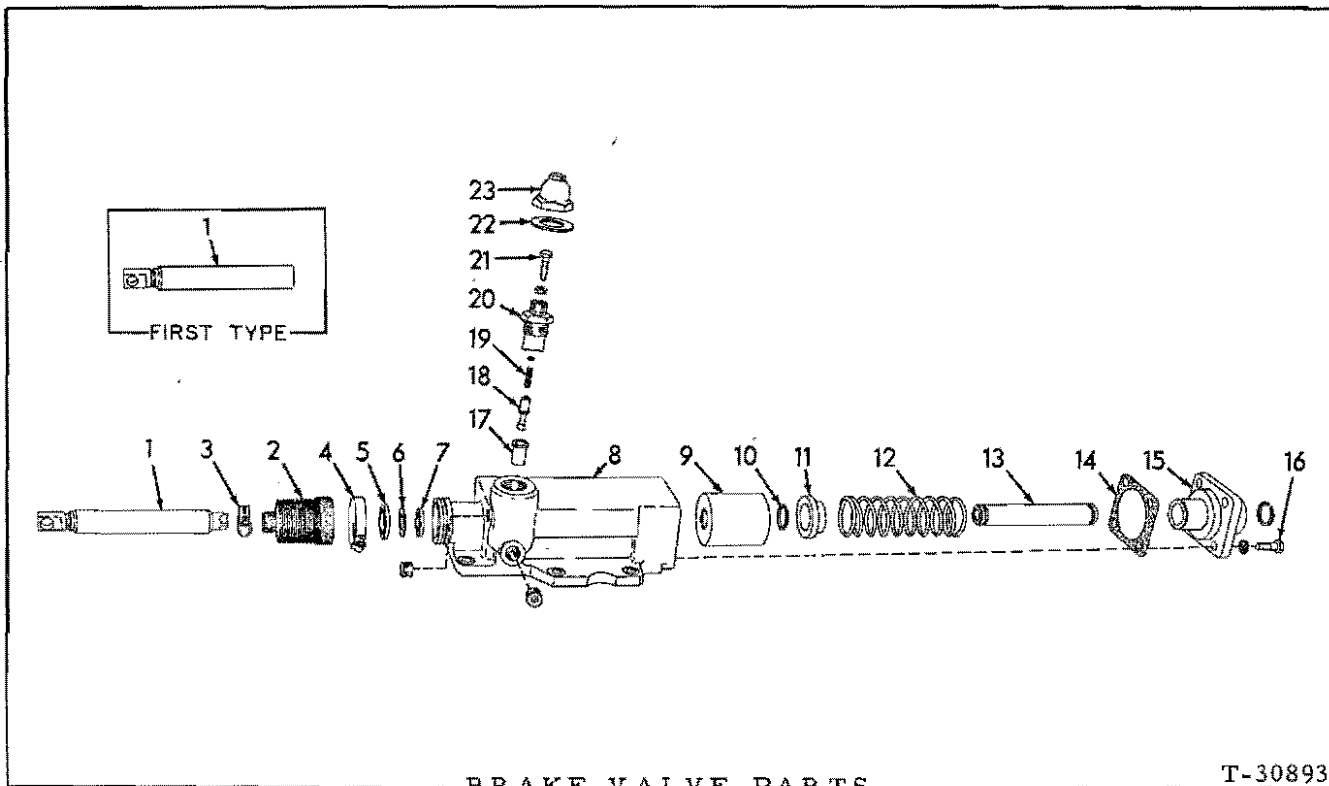
* Tractors prior to serial No. 7550, excluding No. 7548
 ** Tractors serial No. 7550 and up, including No. 7548

ITEM	PART NO.	QTY. * **	DESCRIPTION
1	643550	1 -	VALVE ASSEMBLY ("Hydreco." See page 204 for parts)(Order VALVE ASSEMBLY 651432, 1 CAPSCREW 620253, 2 CAPSCREW 035336, 2 CONNECTOR 921409, 4 CONNECTOR 922935 and print of S-4430)
	917151	4 -	CAPSCREW, 3/8"NF x 3-1/4"
	904206	4 -	LOCKWASHER, 3/8"
	651432	- 1	VALVE ASSEMBLY ("Cessna." See page 203 for parts)
2	620253	- 1	CAPSCREW, 3/8"NF x 2-3/4"
	035336	- 2	CAPSCREW, 3/8"NF x 1-3/4"
3	904206	- 3	LOCKWASHER, 3/8"
	923575	1 -	O-RING, valve to compartment cover
4	923947	- 1	O-RING, valve to compartment cover
	644604	1 1	HOSE, clutch control, left (See HOSE PARTS)
5	919128	1 -	CONNECTOR, flare type, 1/2" tube, 1/2"NPT male
	921409	- 1	CONNECTOR, flare type, 1/2" tube, 3/4"NF male end (Includes O-RING 921349)
	644603	1 1	HOSE, clutch control, right (See HOSE PARTS)
6	919128	1 -	CONNECTOR, flare type, 1/2" tube, 1/2"NPT male
	921409	- 1	CONNECTOR, flare type, 1/2" tube, 3/4"NF male end (Includes O-RING 921349)

(Continued)

STEERING CONTROL VALVE AND LINES (Continued)

ITEM	PART NO.	QTY.		DESCRIPTION
		*	**	
5	645237	2	2	HOSE, brake control (See HOSE PARTS)
	919615	4	2	CONNECTOR, flare type, 3/4" tube, 1/2"NPT male
	922935	-	2	CONNECTOR, flare type, 3/4" tube, 3/4"NF male end (Includes O-RING 921349)
6	-----	1	1	COVER, bevel gear compartment (See STEERING CLUTCH AND FINAL DRIVE HOUSING)
7	-----	2	2	VALVE ASSEMBLY (See BRAKES)
8	628458	2	2	UNION, bulkhead



BRAKE VALVE PARTS

T-30893

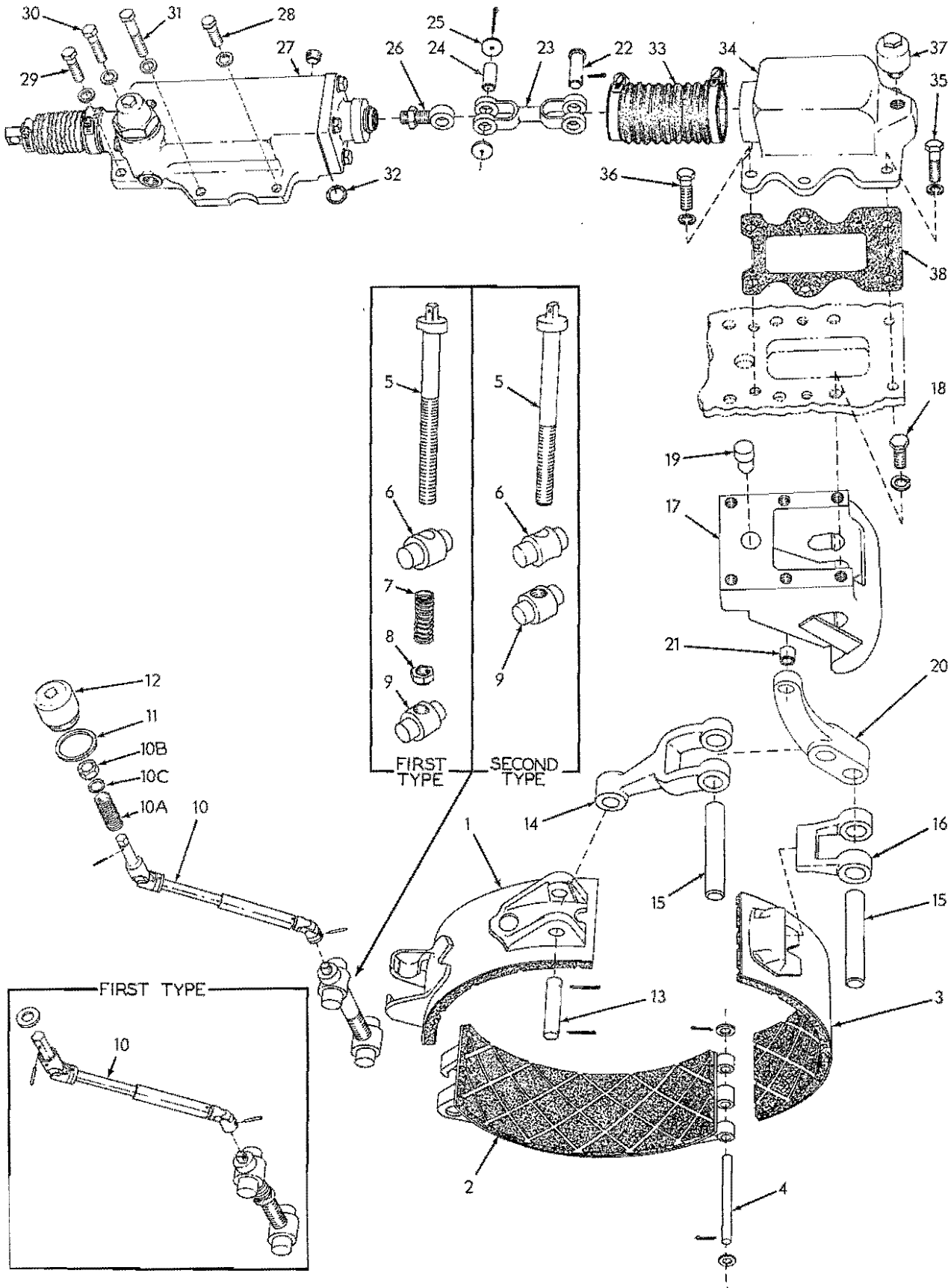
* 638600 VALVE ASSEMBLY
 ** 644136 VALVE ASSEMBLY
 *** 651467 VALVE ASSEMBLY } See page 211

ITEM	PART NO.	QUANTITY			DESCRIPTION
		*	**	***	
NOTE: All quantities are for one (1) Valve Assembly only					
1	623194	1	1	-	SPOOL, valve
	651451	-	-	1	SPOOL, valve
2	623195	1	1	1	BOOT, valve spool
3	921912	1	1	1	CLAMP, hose, 1-1/16" to 2" diam.
4	921913	1	1	1	CLAMP, hose, 1-13/16" to 2-3/4" diam.
5	623197	1	1	1	SEAL, outer
6	623489	1	1	1	WASHER, back-up, inner seal (vellumoid)
7	623198	1	1	1	SEAL, inner
8	623202	1	1	1	HOUSING
	908944	2	2	2	PLUG, pipe, hex-socket-hd., 1/2"NPT
9	623201	1	1	-	PISTON ASSEMBLY (Includes fulcrum pin)
	651464	-	-	1	PISTON ASSEMBLY (Includes fulcrum pin)
10	623206	2	2	2	RING, snap, actuating rod
11	623203	1	1	1	RETAINER, actuating rod spring
12	623204	1	1	1	SPRING, actuating rod

(Continued)

BRAKE VALVE PARTS (Continued)

ITEM	PART NO.	QUANTITY			DESCRIPTION
		*	**	***	
13	623207	1	1	1	ROD, actuating
14	623196	1	1	1	GASKET, actuating rod retainer
15	623205	1	1	1	RETAINER, actuating rod
16	614478	4	4	4	CAPSCREW, 1/2"NF x 1-3/8"
	904208	4	4	4	LOCKWASHER, 1/2"
17	623211	1	1	1	SEAT, relief valve
18	628019	1	1	1	VALVE, relief
19	623210	1	-	-	SPRING, relief valve
	068911	-	1	1	SPRING, relief valve
	911982	1	1	1	WASHER, plain
20	638563	1	1	1	CAP, relief valve spring
21	638561	1	1	1	CAPSCREW, pressure adjustment
	911048	1	1	1	NUT, jam, 3/8"NF
22	641148	1	1	1	GASKET, cap
23	638562	1	1	1	CAP, pressure adjustment screw



BRAKES

T-70596

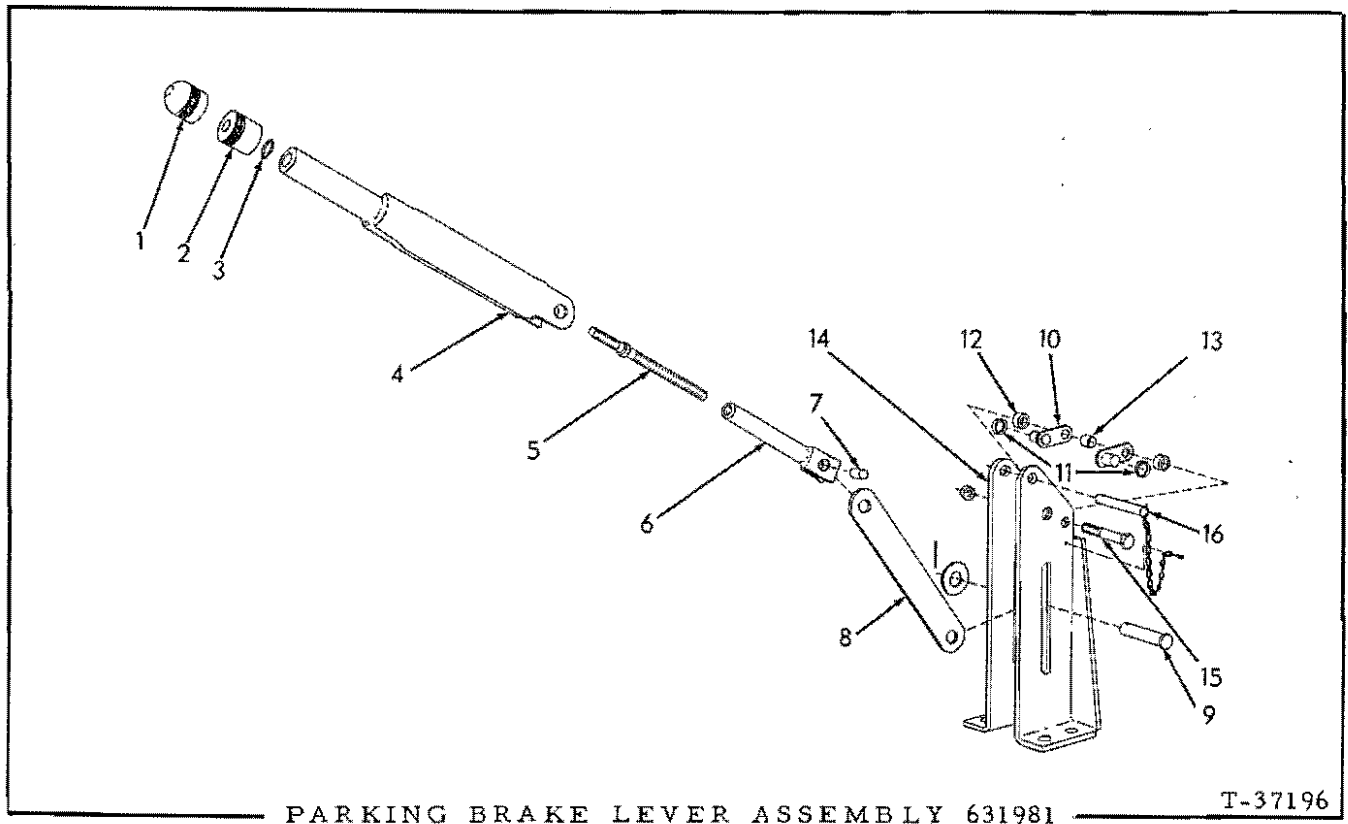
BRAKES

ITEM	PART NO.	QTY.	DESCRIPTION	
1	638026	2	BAND ASSEMBLY, top section (Includes bonded lining)	
2	638028	2	BAND ASSEMBLY, bottom section (Includes bonded lining)	
3	638027	2	BAND ASSEMBLY, rear section (Includes bonded lining)	
4	623130	2	PIN, band hinge	
	912900	4	WASHER, plain	
	900806	4	PIN, cotter, 1/8" x 1"	
5	623168	2	SCREW, band adjusting (Tractors prior to #7820)	
	650276	2		
6	623181	2	PIN, adjusting screw, upper band (Tractors prior to #7820)	
	650275	2		
7	623180	2	SPRING, band adjusting screw } Tractors prior to #7820	
8	623179	2		
9	623153	2	PIN, adjusting screw, bottom band	
10	623560	2	DRIVE ASSEMBLY, universal, band adjustment (Serviced only as a unit)(Tractors prior to #7820)	
	921330	2		
	920335	2		
	624076	2		
	650273	2		
10A	624193	2	SPRING, band adjustment } Tractors #7820 and up	
	10B	650274		2
	10C	656679		2
11	623144	2	GASKET, brake adjustment hole plug	
	12	653773		2
13	623132	2	PIN, top band	
	900808	4		
14	623133	2	YOKE, brake band, upper	
15	623131	4	PIN, band yoke	
16	623157	2	YOKE, brake band, lower (Used prior to tractor #6244)	
	623158	2		

(Continued)

BRAKES (Continued)

ITEM	PART NO.	QTY.	DESCRIPTION
17	623637	2	BRACKET ASSEMBLY, band lever (Includes item 19)(Used prior to tractor #6244)
	642880	2	BRACKET ASSEMBLY, band lever (Includes item 19)(Effective with tractor #6244)
18	023465	12	CAPSCREW, 5/8"NF x 1-3/4"
	904209	12	LOCKWASHER, 5/8"
19	643740	2	PIN, dowel, band lever bracket
20	623774	2	LEVER ASSEMBLY, band operating (Includes item 21)(Used prior to tractor #6244)
	643138	2	LEVER ASSEMBLY, band operating (Includes item 21)(Effective with tractor #6244)
21	623164	2	BUSHING, band operating lever
22	623139	2	PIN, connecting rod, rear
	910302	2	PIN, cotter, 5/32" x 1-1/4"
23	623140	2	ROD, connecting
24	637729	2	PIN, connecting rod, front
	904003	2	PIN, cotter, 1/8" x 2-1/4"
25	637730	4	WASHER, plain
26	638818	2	EYE, connecting
	910847	2	NUT, jam, 3/4"NF
27	638600	2	VALVE ASSEMBLY, brake operating (See page 208 for parts)(Used prior to tractor #6244)
	644136	2	VALVE ASSEMBLY, brake operating (See page 208 for parts)(Used on tractor #6244 thru #7549 excluding #7548)
	651467	2	VALVE ASSEMBLY, brake operating (See page 208 for parts) (Effective with tractor #7550, including #7548)
28	908944	1	PLUG, pipe, hex-socket, 1/2"NPT
29	614478	4	CAPSCREW, 1/2"NF x 1-3/8"
30	035073	3	CAPSCREW, 1/2"NF x 1-3/4"
31	035067	1	CAPSCREW, 1/2"NF x 2" (left valve only)
31	070403	4	CAPSCREW, 1/2"NF x 3"
	904208	12	LOCKWASHER, 1/2"
32	923575	2	O-RING, valve discharge port
33	623138	2	BOOT, connecting
	921914	4	CLAMP, hose, 2-5/16" to 3-1/4" diam.
34	623137	2	COVER, band linkage
35	035278	4	CAPSCREW, 1/2"NF x 2-3/4"
36	070469	8	CAPSCREW, 1/2"NF x 1-1/4"
	904208	12	LOCKWASHER, 1/2"
37	622207	2	BREATHER, clutch compartment
38	623136	2	GASKET, band linkage cover

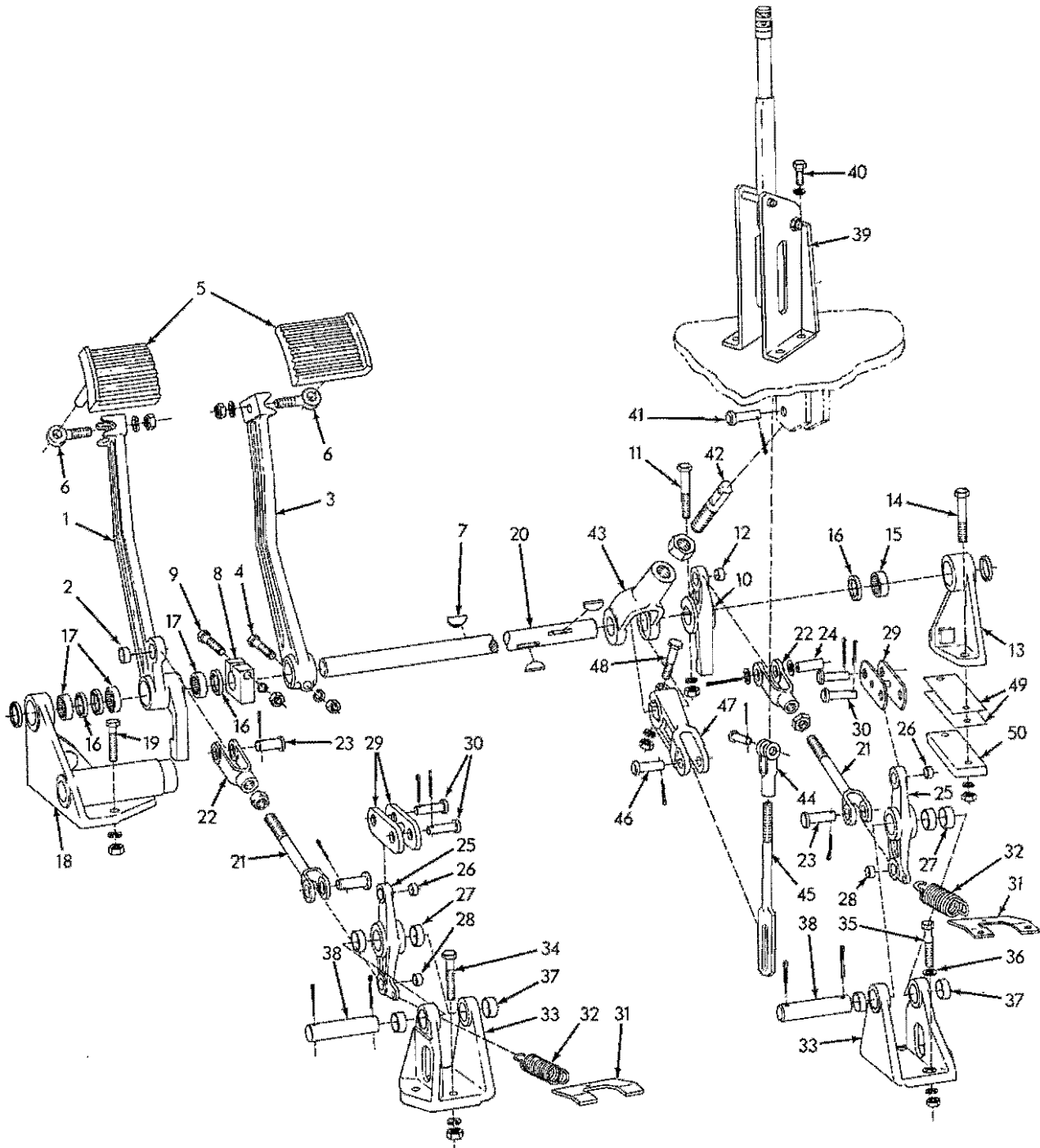


PARKING BRAKE LEVER ASSEMBLY 631981

T-37196

USAGE: See page 215

ITEM	PART NO.	QTY.	DESCRIPTION
1	637801	1	CAP, adjusting stud
2	637802	1	NUT, cap locking
3	923548	1	O-RING, adjusting stud knob
4	637803	1	LEVER, operating
5	637818	1	STUD, lever adjusting
6	637804	1	TUBE, adjusting stud
7	637819	1	PIN, connecting link
8	637805	1	LINK, connecting
9	637811	1	PIN, clevis
	900818	1	WASHER, plain, U.S. std., 1/2"
	900806	1	PIN, cotter, 1/8" x 1"
10	637808	2	BRACKET, pivot
11	637806	2	SPACER, pivot bracket (3/4" O. D.)
12	637809	2	SPACER, pivot bracket (5/8" O. D.)
13	637810	1	SPACER, pivot bracket (1/2" O. D.)
14	-----	1	BRACKET, supporting (Not serviced separately)
15	637817	1	BOLT, pivot bracket (drilled-hd.)(Early units)
	099575	1	CAPSCREW, pivot bracket (Late units)
	919219	1	NUT, elastic stop, thin, 3/8"NF
16	637820	1	PIN, lever locking (Includes chain)
	913533	1	SCREW, thread-cutting, #4 x 1/4" (Early units)
	648406	1	PIN, drive (Late units)



BRAKE CONTROL

T-73638

BRAKE CONTROL

* Tractors prior to serial No. 6244
 ** Tractor serial No. 6244 and up

ITEM	PART NO.	QTY.		DESCRIPTION
		*	**	
1	629542	1	-	LEVER ASSEMBLY, pedal, left (Includes item 2)
	643053	-	1	LEVER ASSEMBLY, pedal, left (Includes item 2)
2	623164	1	1	BUSHING, left pedal lever
3	638958	1	-	LEVER, pedal, right
	643032	-	1	LEVER, pedal, right
4	035278	1	1	CAPSCREW, 1/2"NF x 2-3/4"
	904208	1	1	LOCKWASHER, 1/2"
	911043	1	1	NUT, 1/2"NF
5	623151	2	2	PAD, pedal lever
6	050433	2	2	BOLT, eye, pedal lever pad
	904209	2	2	LOCKWASHER, 5/8"
	911044	2	2	NUT, 5/8"NF
7	631883	3	3	KEY, pedal lever shaft
8	052639	1	1	COLLAR, retaining, left pedal lever
9	035278	1	1	CAPSCREW, 1/2"NF x 2-3/4"
	904208	1	1	LOCKWASHER, 1/2"
	911043	1	1	NUT, 1/2"NF
10	629510	1	-	LEVER ASSEMBLY, pedal shaft, right end (Includes item 12)
	643019	-	1	LEVER ASSEMBLY, pedal shaft, right end (Includes item 12)
11	042430	1	1	CAPSCREW, 1/2"NF x 3-1/4"
	904208	1	1	LOCKWASHER, 1/2"
	911043	1	1	NUT, 1/2"NF
12	623164	1	1	BUSHING, shaft lever
13	629253	1	1	BRACKET, pedal shaft, right
14	070403	2	2	CAPSCREW, 1/2"NF x 3"
	904208	2	2	LOCKWASHER, 1/2"
	911043	2	2	NUT, 1/2"NF
15	052642	1	1	BEARING, needle, pedal shaft (3/4" wide)
16	053243	6	6	SEAL, pedal shaft, dust
17	053244	3	3	BEARING, needle, pedal shaft (1/2" wide)
18	649038	1	1	BRACKET, pedal shaft, left
19	035068	3	3	CAPSCREW, 1/2"NF x 2-1/4"
	904208	3	3	LOCKWASHER, 1/2"
	911043	3	3	NUT, 1/2"NF
20	629548	1	1	SHAFT, pedal

(Continued)

BRAKE CONTROL (Continued)

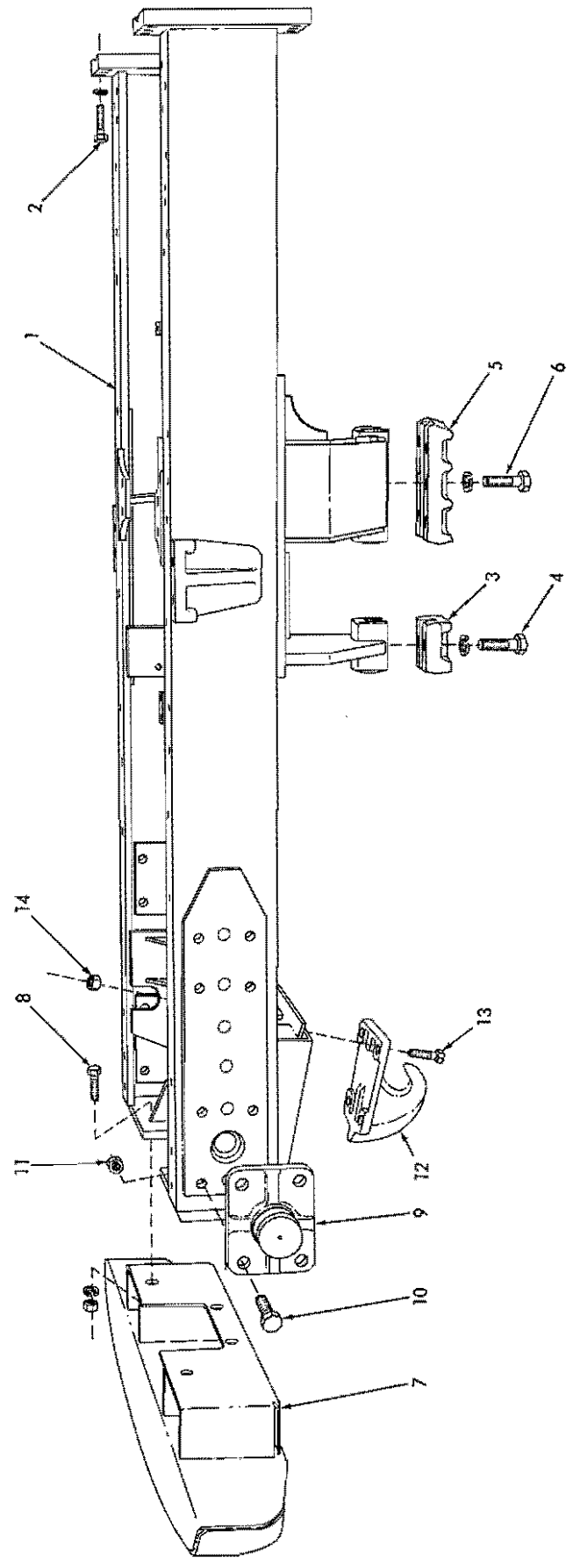
ITEM	PART NO.	QTY.		DESCRIPTION
		*	**	
21	628536	2	-	ROD, front
	643007	-	2	ROD, front
	910847	2	2	NUT, jam, 3/4"NF
22	628535	2	2	YOKE, front rod
23	623139	3	3	PIN, front rod
	910302	3	3	PIN, cotter, 5/32" x 1-1/4"
24	623139	1	-	PIN, front rod, right side
	910302	1	-	PIN, cotter, 5/32" x 1-1/4"
	637729	-	1	PIN, front rod yoke, right side
	637730	-	2	WASHER, plain
	904003	-	1	PIN, cotter, 1/8" x 2-1/4"
25	629544	2	-	LEVER ASSEMBLY, rocker (Includes items 26 thru 28)
	643024	-	2	LEVER ASSEMBLY, rocker (Includes items 26 thru 28)
26	052669	2	2	BUSHING, lever, upper end (3/4"O.D.)
27	631882	4	4	BUSHING, lever, center (1-1/8"O.D.)
28	623164	2	2	BUSHING, lever, lower end (7/8"O.D.)
29	623758	2	-	ROD, rear
	643274	-	2	YOKE, rear
30	052671	4	4	PIN, rear rods
	900806	4	4	PIN, cotter, 1/8" x 1"
31	629543	2	2	CLIP, attaching, rod spring
32	658737	2	2	SPRING, retracting
33	629545	2	2	BRACKET ASSEMBLY, rocker lever (Includes item 37)(Used prior to tractor #6247)
	644463	-	2	BRACKET ASSEMBLY, rocker lever (Includes item 37)(Effective with tractor #6247)
34	035068	5	5	CAPSCREW, 1/2"NF x 2-1/4"
35	035892	1	1	CAPSCREW, 1/2"NF x 2-1/2" (Right side only)
36	058614	1	1	WASHER, plain
	904208	6	6	LOCKWASHER, 1/2"
	911043	6	6	NUT, 1/2"NF
37	631882	4	4	BUSHING, rocker lever bracket
38	639459	2	2	PIN, rocker lever bracket
	910320	4	4	PIN, cotter, 5/32" x 1-1/2"
39	631981	1	1	LEVER ASSEMBLY, operating, parking brake (See page 213 for parts)
40	070467	4	4	CAPSCREW, 1/2"NF x 1"
	904208	4	4	LOCKWASHER, 1/2"

(Continued)

BRAKE CONTROL (Continued)

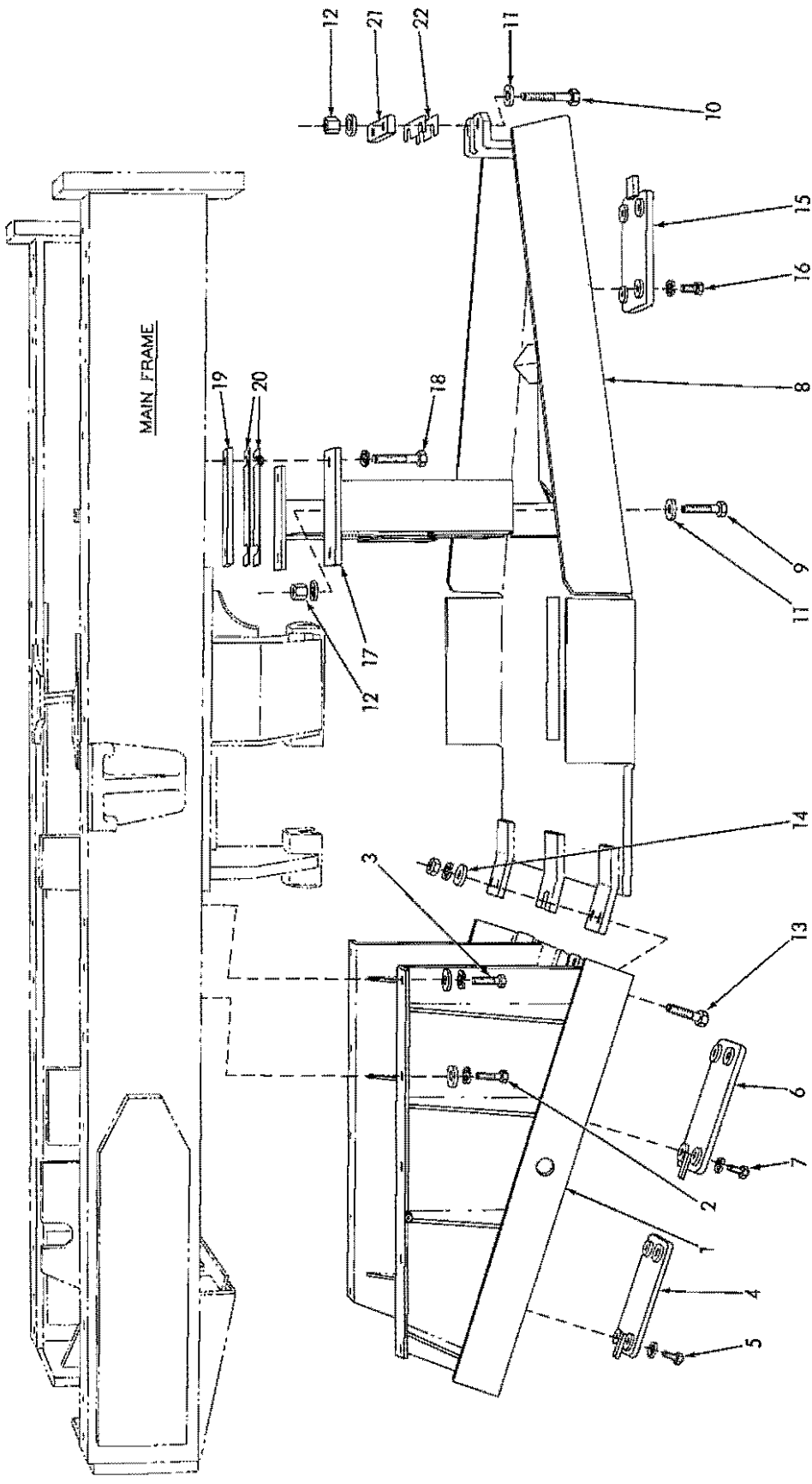
ITEM	PART NO.	QTY.		DESCRIPTION
		*	**	
41	052671	1	1	PIN, bracing yoke eye
	900806	1	1	PIN, cotter, 1/8" x 1"
42	638338	1	1	EYE, shaft bracing yoke
	911051	1	1	NUT, jam, 1"NF
43	633610	1	1	YOKE, shaft bracing
44	068389	1	1	YOKE, parking brake rod
45	632159	1	1	ROD, connecting, parking brake lever
46	052671	1	1	PIN, parking brake lever
	900806	1	1	PIN, cotter, 1/8" x 1"
47	632451	1	1	LEVER, parking brake
48	035278	1	1	CAPSCREW, 1/2"NF x 2-3/4"
	904208	1	1	LOCKWASHER, 1/2"
	911043	1	1	NUT, 1/2"NF
49	629515	2	2	SHIM, pedal shaft bracket, right (Use as required)
50	629616	1	1	PLATE, bracket spacing

MAIN FRAME



MAIN FRAME

ITEM	PART NO.	QTY.	DESCRIPTION
1	649155	1	FRAME ASSEMBLY, main (Includes items 3 thru 6)
2	070272	12	CAPSCREW, 1"NF x 3"
	910916	12	LOCKWASHER, 1"
3	638968	1	CAP, spring pivot, front
4	012586	2	CAPSCREW, 1"NF x 3-1/2"
	910916	2	LOCKWASHER, 1"
5	642767	1	CAP, spring pivot, rear
6	012586	6	CAPSCREW, 1"NF x 3-1/2"
	910916	6	LOCKWASHER, 1"
7	641427	1	BUMPER, front (36" long)(Standard)
	097964	1	BUMPER, front (67" long)(Special)
	085617	1	BUMPER, front (60" long)(For Model HD16D with optional light-duty Radiator Shell)
			} Not used with front-mounted allied equipment
8	073468	4	CAPSCREW, 1"NF x 2-1/2"(For BUMPERS 641427 and 085617)
	070272	4	CAPSCREW, 1"NF x 3" (For BUMPER 097964)
	910916	4	LOCKWASHER, 1"
	911047	4	NUT, 1"NF
9	084643	2	TRUNNION, radiator guard mounting (Not used on Model HD16D with optional light-duty Radiator Shell)
10	073424	8	CAPSCREW, 1"NF x 4"
11	600236	8	NUT, high, 1"NF
12	040503	1	HOOK, front pull (Special equipment)
13	012762	4	CAPSCREW, 7/8"NF x 3-1/4"
14	070400	4	NUT, high, 7/8"NF



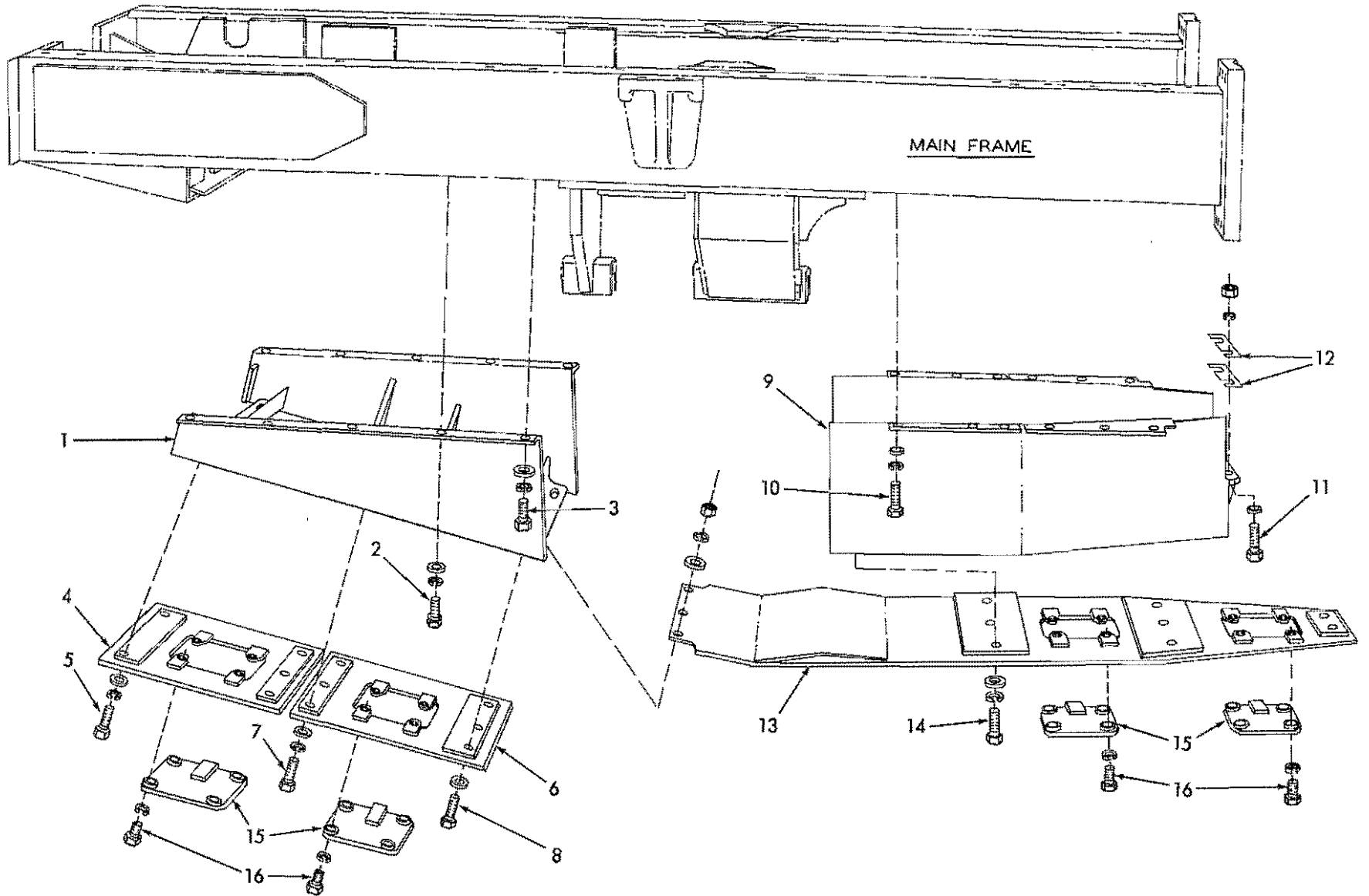
T-70516

BOTTOM GUARDS (First type)

BOTTOM GUARDS

USAGE: Special equipment. For tractors engaged in logging operations. Used prior to

ITEM	PART NO.	QTY.	DESCRIPTION
1	632208	1	GUARD ASSEMBLY, front section (Includes items 4 thru 7)
2	035229	8	CAPSCREW, 5/8"NF x 2"
3	013467	2	CAPSCREW, 5/8"NF x 3"
	064810	10	WASHER, plain
	904209	10	LOCKWASHER, 5/8"
4	091765	1	COVER, water drain hole (10-1/4" long)
5	035221	4	CAPSCREW, 1/2"NC x 1"
	904208	4	LOCKWASHER, 1/2"
6	091759	1	COVER, crankcase oil drain hole (12" long)
7	035221	4	CAPSCREW, 1/2"NC x 1"
	904208	4	LOCKWASHER, 1/2"
8	632201	1	GUARD ASSEMBLY, rear section (Includes items 15 and 16)
9	070285	2	CAPSCREW, 3/4"NF x 3"
10	035422	2	CAPSCREW, 3/4"NF x 4"
11	061689	8	WASHER, plain
12	012767	4	NUT, high, 3/4"NF
13	035248	5	CAPSCREW, 5/8"NF x 2-1/4"
14	064810	5	WASHER, plain
	904209	5	LOCKWASHER, 5/8"
	911044	5	NUT, 5/8"NF
15	091765	1	COVER, transmission oil drain
16	035221	4	CAPSCREW, 1/2"NC x 1"
	904208	4	LOCKWASHER, 1/2"
17	645534	1	CHANNEL, supporting, rear guard.
18	035541	4	CAPSCREW, 5/8"NF x 3-3/4"
	904209	4	LOCKWASHER, 5/8"
19	632209	2	PLATE, spacing, guard supporting channel (Used prior to April 1964)
20	{ 632190	4	SHIM, channel spacing (1/16" thick. Use as required)
	{ 632191	4	SHIM, channel spacing (1/8" thick. Use as required)
21	641481	1	PLATE, spacing, rear guard (Used prior to April 1964)
22	{ 631959	1	SHIM, rear guard (1/16" thick. Use as required)
	{ 631960	2	SHIM, rear guard (1/8" thick. Use as required)



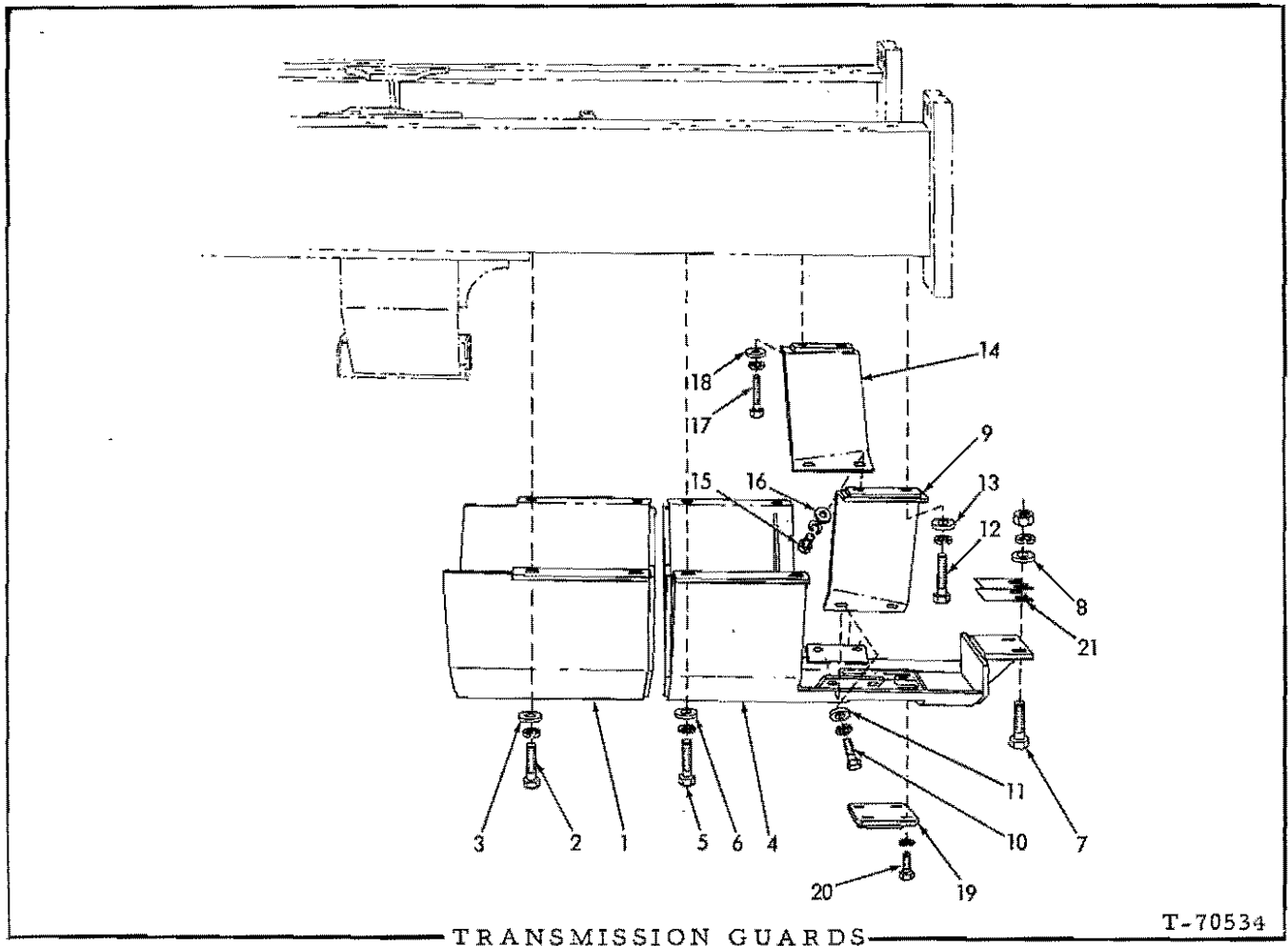
— BOTTOM GUARDS (Second type) —

T-73640

BOTTOM GUARDS

USAGE: Special equipment. For tractors engaged in logging operations. Effective

ITEM	PART NO.	QTY.	DESCRIPTION	
1	646192	1	FRAME, front	
2	035229	8	CAPSCREW, 5/8"NF x 2-1/2"	
3	013467	2	CAPSCREW, 5/8"NF x 3"	
	904209	10	LOCKWASHER, 5/8"	
	064810	10	WASHER, plain	
4	646162	1	PLATE ASSEMBLY, bottom, front section (Includes items 15 and 16)	
5	012742	6	CAPSCREW, 3/4"NF x 2-1/4"	
	904369	6	LOCKWASHER, 3/4"	
	900820	6	WASHER, plain, USS std., 3/4"	
6	646155	1	PLATE ASSEMBLY, bottom, center section (Includes items 15 and 16)	
7	012742	3	CAPSCREW, 3/4"NF x 2-1/4"	
	904369	3	LOCKWASHER, 3/4"	
	900820	3	WASHER, plain, USS std., 3/4"	
8	012526	3	CAPSCREW, 3/4"NF x 3-1/4"	
	061689	3	WASHER, plain (heavy)	
	900820	3	WASHER, plain, USS std., 3/4"	
	904369	3	LOCKWASHER, 3/4"	
	911045	3	NUT, 3/4"NF	
9	646157	1	FRAME, rear	
10	035306	12	CAPSCREW, 5/8"NF x 3-1/4"	
	904209	12	LOCKWASHER, 5/8"	
	064810	12	WASHER, plain	
11	070285	2	CAPSCREW, 3/4"NF x 3"	
	061689	2	WASHER, plain	
	904369	2	LOCKWASHER, 3/4"	
	911045	2	NUT, 3/4"NF	
12	{ 631959	3	SHIM, rear frame (1/16" thick)	} Use as req'd
	{ 631960	2	SHIM, rear frame (1/8" thick)	
13	646140	1	PLATE ASSEMBLY, bottom, rear section (Includes items 15 and 16)	
14	012742	8	CAPSCREW, 3/4"NF x 2-1/4"	
	904369	8	LOCKWASHER, 3/4"	
	900820	8	WASHER, plain, U.S. std., 3/4"	
15	646108	4	COVER, access holes	
16	035221	16	CAPSCREW, 1/2"NC x 1"	
	904208	16	LOCKWASHER, 1/2"	



TRANSMISSION GUARDS

T-70534

USAGE: Special equipment. For tractors prior to

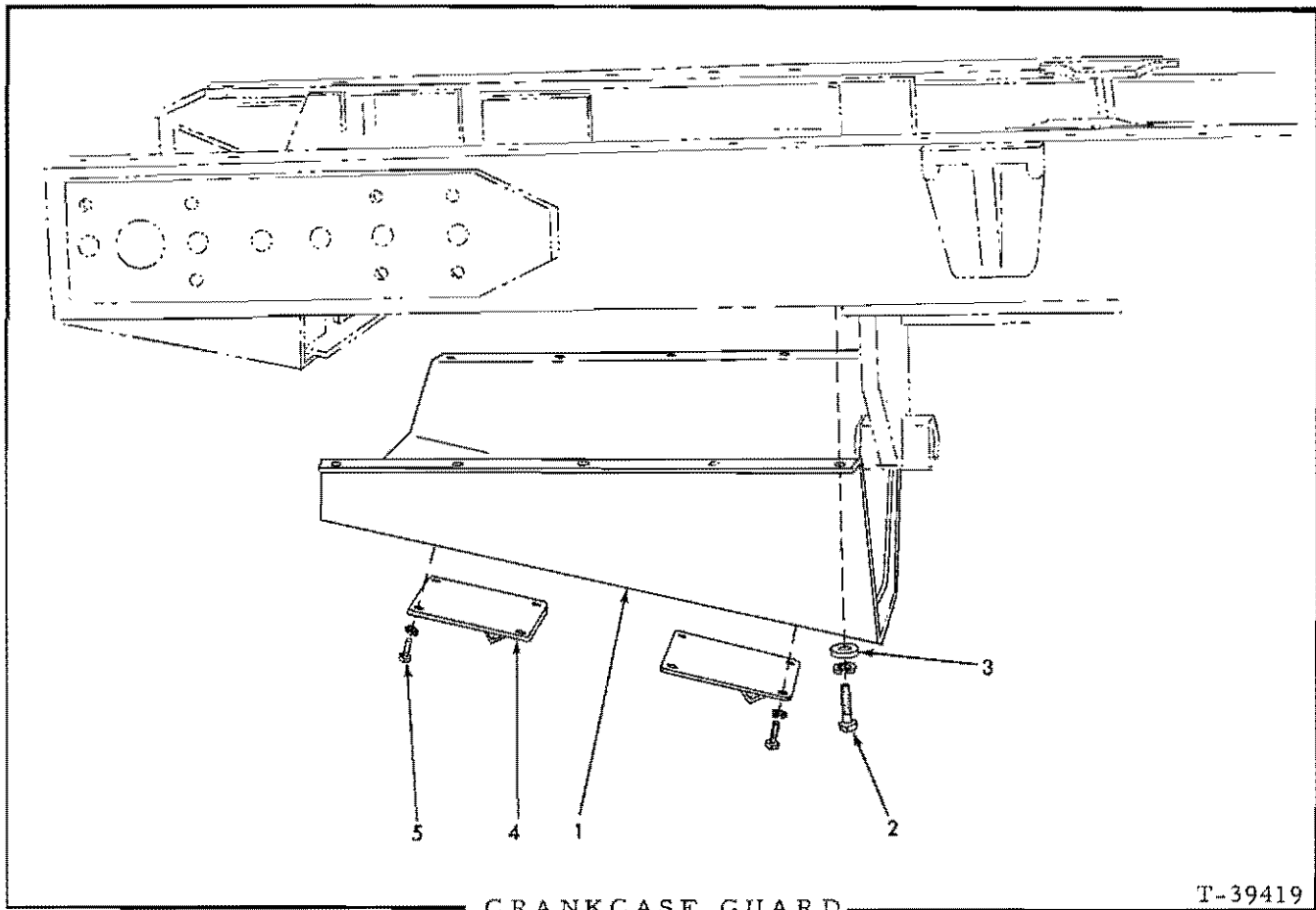
* Medium-duty. Used prior to May 1964
 ** Heavy-duty. Effective May 1964

ITEM	PART NO.	QTY.		DESCRIPTION
		*	**	
1	-----	1	-	GUARD, transmission, front section (Order GUARD 642709)
	642709	-	1	GUARD, transmission, front section
2	013467	4	-	CAPSCREW, 5/8"NF x 3"
	035306	-	4	CAPSCREW, 5/8"NF x 3-1/4"
	904209	4	4	LOCKWASHER, 5/8"
3	064810	4	4	WASHER, plain
4	-----	1	-	GUARD, transmission, rear section (Order 1 each GUARD 642705, GUARD 642719, GUARD 642720)
	642705	-	1	GUARD, transmission, rear section
5	034440	4	-	CAPSCREW, 5/8"NF x 3-1/2"
	035306	-	4	CAPSCREW, 5/8"NF x 3-1/4"
	904209	4	4	LOCKWASHER, 5/8"
6	064810	4	4	WASHER, plain
7	070285	2	-	CAPSCREW, 3/4"NF x 3"
	013465	-	2	CAPSCREW, 3/4"NF x 2-1/2"
8	061689	2	2	WASHER, plain
	904369	2	2	LOCKWASHER, 3/4"
	911045	2	2	NUT, 3/4"NF

(Continued)

TRANSMISSION GUARDS (Continued)

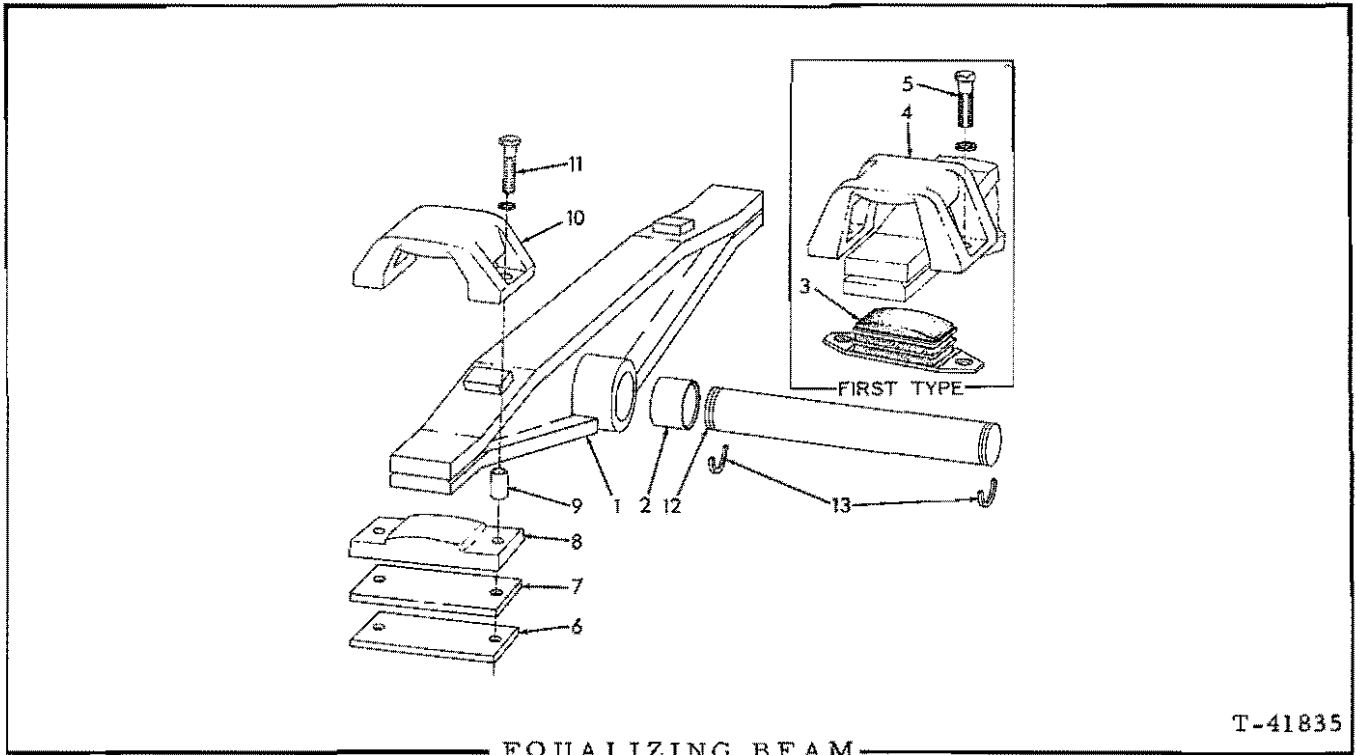
ITEM	PART NO.	QTY.		DESCRIPTION
		*	**	
9	642589	1	-	GUARD, transmission, left side
	642719	-	1	GUARD, transmission, left side
10	614478	2	2	CAPSCREW, 1/2"NF x 1-3/8"
11	064531	2	2	WASHER, plain
	904208	2	2	LOCKWASHER, 1/2"
12	034440	2	-	CAPSCREW, 5/8"NF x 3-1/2"
	035306	-	2	CAPSCREW, 5/8"NF x 3-1/4"
13	904209	2	2	LOCKWASHER, 5/8"
	064810	2	2	WASHER, plain
14	642590	1	-	GUARD, transmission, right side
	642720	-	1	GUARD, transmission, right side
15	614478	2	2	CAPSCREW, 1/2"NF x 1-3/8"
16	064531	2	2	WASHER, plain
	904208	2	2	LOCKWASHER, 1/2"
17	034440	2	-	CAPSCREW, 5/8"NF x 3-1/2"
	035306	-	2	CAPSCREW, 5/8"NF x 3-1/4"
18	904209	2	2	LOCKWASHER, 5/8"
	064810	2	2	WASHER, plain
19	633717	1	1	COVER, transmission oil drain
20	035061	4	4	CAPSCREW, 1/2"NC x 1-1/4"
	904208	4	4	LOCKWASHER, 1/2"
21	631959	2	1	SHIM, rear guard (1/16" thick. Use as required)
	631960	4	2	SHIM, rear guard (1/8" thick. Use as required)



USAGE: Special equipment. For tractors prior to

ITEM PART NO. QTY. DESCRIPTION

1	642713	1	GUARD ASSEMBLY, crankcase (Includes items 4 and 5)
2	035248	8	CAPSCREW, 5/8"NF x 2-1/4"
	035306	2	CAPSCREW, 5/8"NF x 3-1/4" (rear position)
3	064810	10	WASHER, plain
	904209	10	LOCKWASHER, 5/8"
4	091662	2	COVER, drain hole
5	070469	8	CAPSCREW, 1/2"NF x 1-1/4"
	904208	8	LOCKWASHER, 1/2"



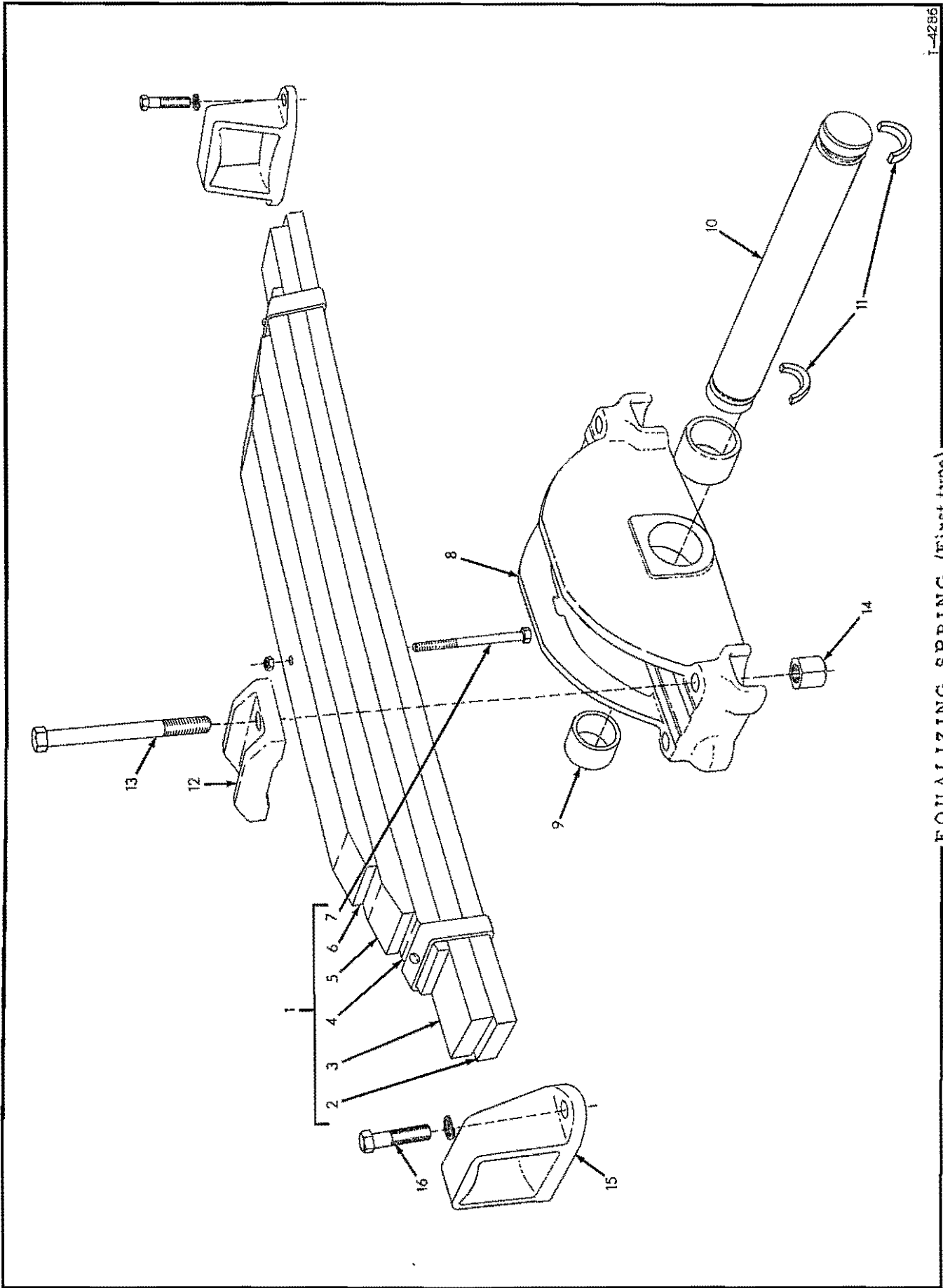
T-41835

EQUALIZING BEAM

USAGE: Tractors serial No. 6331 and up, including No. 6329

* Tractors prior to serial No. 7759
 ** Tractors serial No. 7759 and up

ITEM	PART NO.	QTY.		DESCRIPTION
		*	**	
1	642938	1	1	BEAM ASSEMBLY (Includes item 2)
2	056166	2	2	BUSHING, beam pivot
3	-----	2	-	PAD, shock (rubber sandwich)(Used prior to tractor #7437. Order items 6 thru 11)
	651342	2	-	PAD, shock (solid steel)(Effective with tractor #7437)
4	-----	2	-	BRACKET, shock pad (Order items 6 thru 11)
5	013006	4	-	CAPSCREW, 7/8"NF x 3-3/4"
	905347	4	-	LOCKWASHER, 7/8"
6	650754	-	2	PLATE, shock pad (steel)
7	650755	-	2	PAD, shock (rubber)
8	650758	-	2	PAD, beam seating
9	650756	-	4	BUSHING, bracket spacing
10	650757	-	2	BRACKET, shock pad
11	650759	-	4	CAPSCREW, 7/8"NF x 6"
	905347	-	4	LOCKWASHER, 7/8"
12	630502	1	1	PIN, beam pivot
13	630503	2	1	RING, retaining, pivot pin



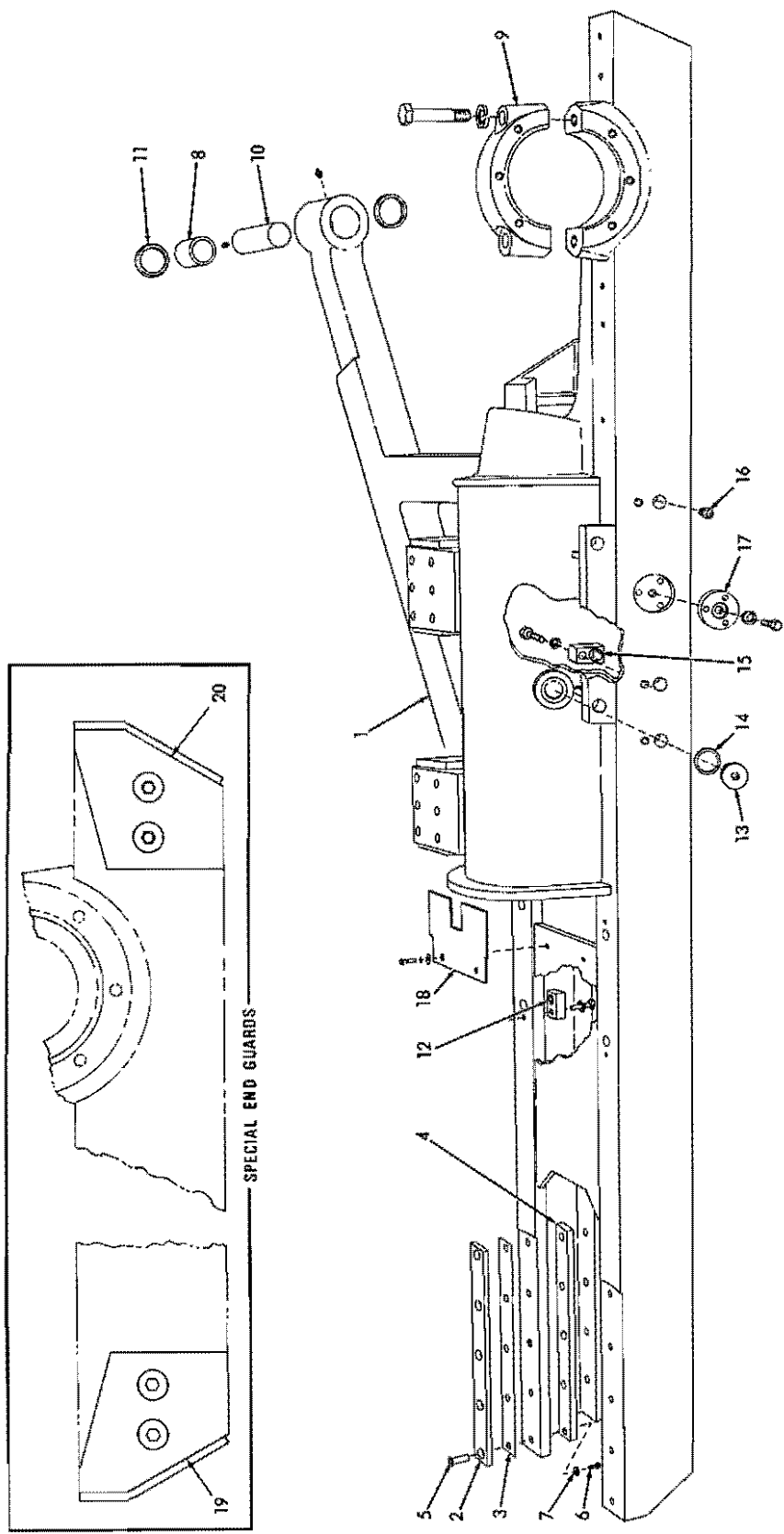
I-4285

EQUALIZING SPRING (First type)

EQUALIZING SPRING

USAGE: Tractors prior to serial No. 6331 excluding No. 6329

ITEM	PART NO.	QTY.	DESCRIPTION
1	099303	1	SPRING ASSEMBLY (Consists of items 2 thru 7)
2	099298	1	LEAF, main (65-1/2" long)
3	099299	1	LEAF, second (64-1/2" long)
4	099300	1	LEAF ASSEMBLY, third (55-1/2" long) (Includes riveted rebound bands. Serviced only as a unit)
5	099301	1	LEAF, fourth (45-1/2" long)
6	099302	1	LEAF, fifth (35-1/2" long)
7	052253 911044	1 1	BOLT, center (5/8"NF x 7-3/4". Includes NUT 911044) NUT, 5/8"NF
8	083408	1	SADDLE ASSEMBLY (Includes item 9)
9	056166	2	BUSHING, saddle
10	630502	1	PIN, spring pivot
11	630503	2	RING, retaining, pivot pin
12	059403	2	SADDLE, spring
13	065878	4	CAPSCREW, spring saddle (1-1/4"NF x 12")
14	083390	4	NUT, high, 1-1/4"NF
15	630546	2	SEAT, spring
16	012762 905347	4 4	CAPSCREW, 7/8"NF x 3-1/4" LOCKWASHER, 7/8"

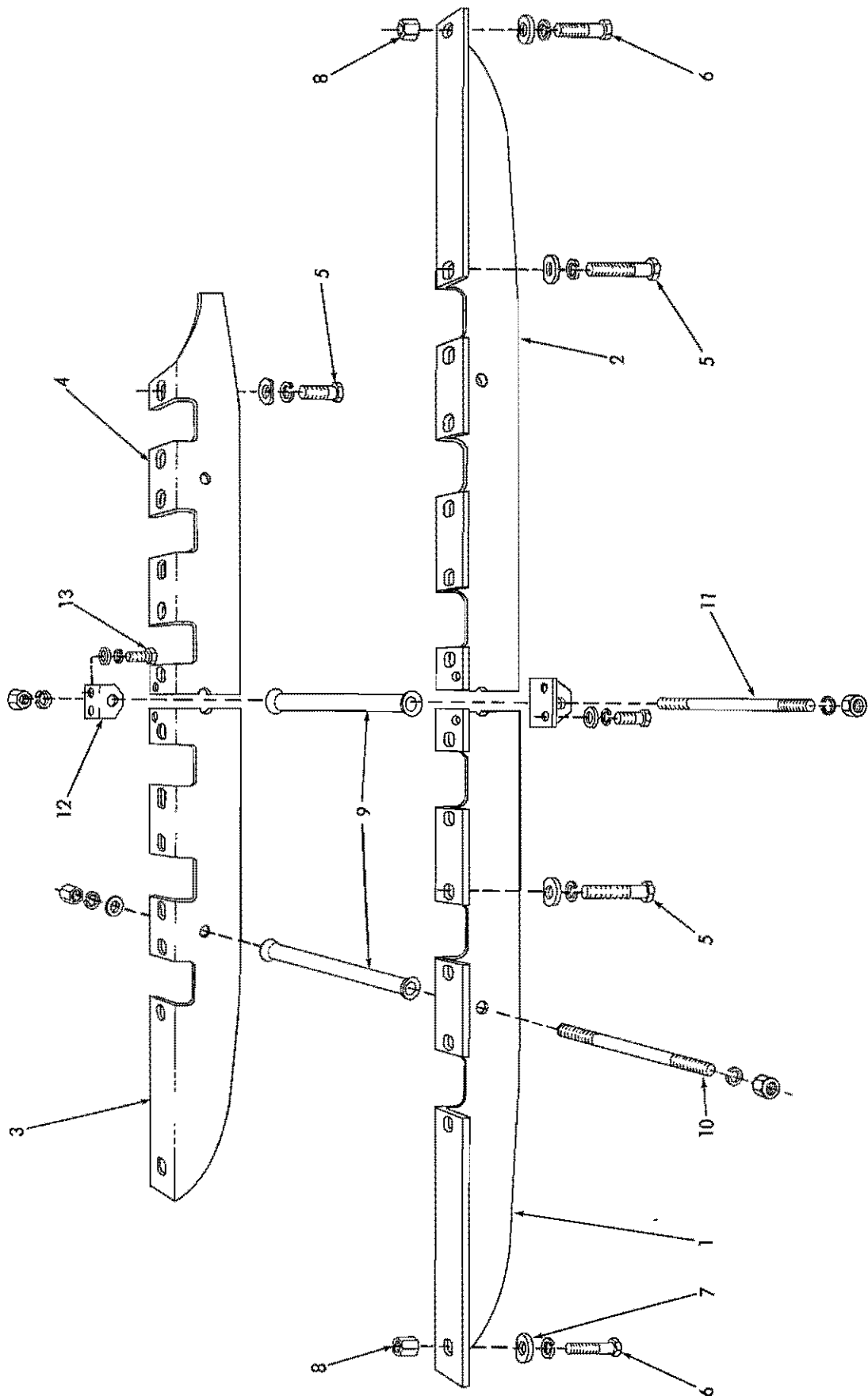


TRACK FRAME

* Tractors prior to serial No. 8917

** Tractors serial No. 8917 and up

ITEM	PART NO.	QTY.		DESCRIPTION	
		*	**		
1	658055	1	-	FRAME ASSY., left side	} Each includes items 8 and 9
	664627	-	1	FRAME ASSY., left side	
	914465	-	1	FITTING, lubricating, straight, 1/8"NPT	
	658056	1	-	FRAME ASSY., right side	
	664628	-	1	FRAME ASSY., right side	
	914465	-	1	FITTING, lubricating, straight, 1/8"NPT	
2	639021	4	4	BAR, slide, track idler, upper	
3	637701	4	4	SHIM, slide bar (.014" thick. Use as required)	
	632580	8	8	SHIM, slide bar (.028" thick. Use as required)	
4	631031	4	4	BAR, slide, track idler, lower	
5	631034	20	20	DOWEL, tapped, slide bar retaining	
6	646045	20	20	CAPSCREW, Nylok, 3/8"NF x 1"	
7	647080	20	20	WASHER, plain	
8	059699	2	-	BUSHING, pivot shaft (5" long)	
	664512	-	2	BUSHING, pivot shaft (5-3/8" long)	
9	059587	2	2	CAP, sprocket shaft bearing	
	012561	4	4	CAPSCREW, 1"NF x 5-1/4"	
	910916	4	4	LOCKWASHER, 1"	
10	059701	2	-	SHAFT, pivot	
	907070	2	-	PLUG, pipe, ctsk-hd., 1/4"NPT	
	664509	-	2	SHAFT, pivot	
11	623643	4	-	SEAL, oil, pivot shaft (1/2" wide)	
	664511	-	4	SEAL, grease, pivot shaft (1/4" wide)	
12	631033	4	4	BLOCK, equalizing beam seat (7/8" tapped hole)	
	035068	4	4	CAPSCREW, 1/2"NF x 2-1/4"	
	904208	4	4	LOCKWASHER, 1/2"	
13	035250	2	2	PLUG, filling hole	
14	667252	2	2	GASKET, filling hole plug	
15	066941	6	6	BLOCK, tapped (For mounting dozing equipment)	
	035073	6	6	CAPSCREW, 1/2"NF x 1-3/4"	
	904208	6	6	LOCKWASHER, 1/2"	
16	664850	6	6	CORK, thread protecting (1" diam.)(For protecting dozer mounting holes)	
	059705	2	2	COVER (Special. Not used when mounting dozing equipment)	
	903630	2	2	CAPSCREW, 3/8"NC x 1"	
18	904206	2	2	LOCKWASHER, 3/8"	
	097507	2	2	PLATE, closure	
	012992	4	4	CAPSCREW, 3/8"NF x 1-1/4"	
	904206	4	4	LOCKWASHER, 3/8"	
	044973	4	4	WASHER, plain	
NOTE: Items listed below are Special Equipment					
19	656749	3	3	GUARD, end, left hand	
	023465	6	6	CAPSCREW, 5/8"NF x 1-3/4"	
	904209	6	6	LOCKWASHER, 5/8"	
	911044	6	6	NUT, 5/8"NF	
20	656750	3	3	GUARD, end, right hand	
	023465	6	6	CAPSCREW, 5/8"NF x 1-3/4"	
	904209	6	6	LOCKWASHER, 5/8"	
	911044	6	6	NUT, 5/8"NF	



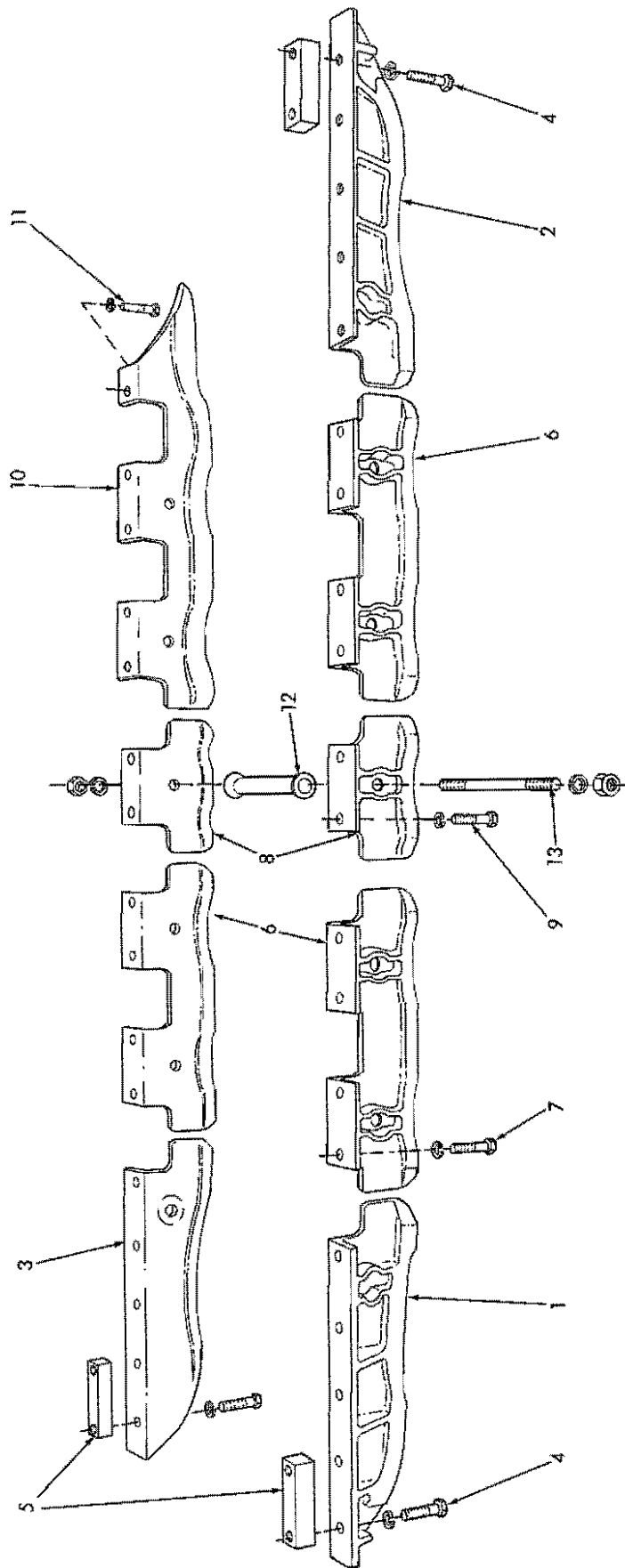
T-70505

TRACK ROLLER GUARDS (Medium-duty)

TRACK ROLLER GUARDS (Medium-duty)

USAGE: Special equipment

ITEM	PART NO.	QTY.	DESCRIPTION
1	642031	1	GUARD, outer, front section, left side
	642032	1	GUARD, outer, front section, right side
2	642032	1	GUARD, outer, rear section, left side
	642031	1	GUARD, outer, rear section, right side
3	642032	1	GUARD, inner, front section, left side
	642031	1	GUARD, inner, front section, right side
4	642033	1	GUARD, inner, rear section, left side
	642034	1	GUARD, inner, rear section, right side
5	052527	48	CAPSCREW, guard attaching (3/4"NF x 3-1/2")
	904369	48	LOCKWASHER, 3/4"
6	012984	6	CAPSCREW, guard attaching (3/4"NF x 2-3/4")
	904369	6	LOCKWASHER, 3/4"
7	641133	54	WASHER, guard attaching capscrew
8	012767	6	NUT, guard attaching capscrew (3/4"NF)
9	082915	6	SPACER, guard bracing
10	-----	4	CAPSCREW, guard bracing, end (7/8"NF x 13-1/2")(Used prior to September 1966. Order ROD 650848, LOCKWASHER 905347 and NUT 911046)
	900821	8	WASHER, plain, U.S. std., 7/8"
	905347	4	LOCKWASHER, 7/8"
	070400	4	NUT, high, 7/8"NF
	650848	4	ROD, guard bracing, end (7/8"NF x 14-1/4")(Effective September 1966)
	900821	8	WASHER, plain, U.S. std., 7/8"
	905347	8	LOCKWASHER, 7/8"
	911046	8	NUT, 7/8"NF
	-----	2	CAPSCREW, guard bracing, center (7/8"NF x 13-7/8")(Used prior to September 1966. Order ROD 650841, LOCKWASHER 905347 and NUT 911046)
	905347	2	LOCKWASHER, 7/8"
070400	2	NUT, high, 7/8"NF	
11	650841	2	ROD, guard bracing, center (7/8"NF x 14-3/4")(Effective Sept. 1966)
	905347	4	LOCKWASHER, 7/8"
	911046	4	NUT, 7/8"NF
	-----	2	CAPSCREW, guard bracing, center (7/8"NF x 13-7/8")(Used prior to September 1966. Order ROD 650841, LOCKWASHER 905347 and NUT 911046)
12	642035	4	BRACKET, guard bracing
	035018	8	CAPSCREW, 1/2"NF x 1-1/2 (Early units)
13	035190	8	CAPSCREW, 1/2"NC x 1-1/2" (Late units)
	904208	8	LOCKWASHER, 1/2"
	064531	8	WASHER, plain
	-----	8	WASHER, plain



T-39420

TRACK ROLLER GUARDS (Heavy-duty)

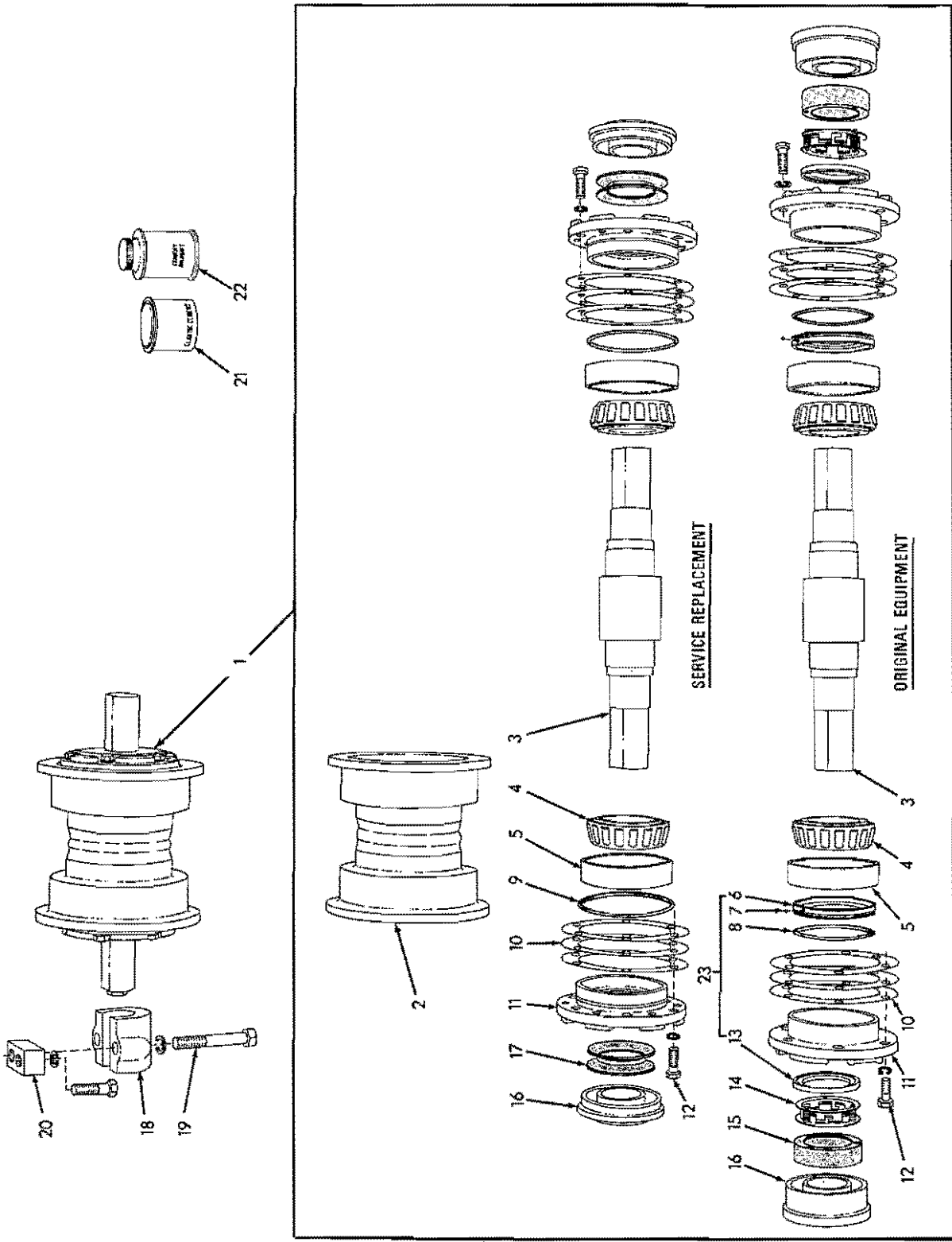
TRACK ROLLER GUARDS (Heavy-duty)

USAGE: Special equipment

* Partial guarding
 ** Full guarding

ITEM	PART NO.	QTY.		DESCRIPTION
		*	**	
1	{ 0649107-0	1	1	GUARD, outer, front section, left side
	{ 0649108-8	1	1	GUARD, outer, front section, right side
2	{ 0649108-8	1	1	GUARD, outer, rear section, left side
	{ 0649107-0	1	1	GUARD, outer, rear section, right side
3	{ 0649108-8	1	1	GUARD, inner, front section, left side
	{ 0649107-0	1	1	GUARD, inner, front section, right side
4	0915563-1	30	30	CAPSCREW, guard attaching (3/4"NF x 3-1/2")
	0904369-6	30	30	LOCKWASHER, 3/4"
	0061689-6	30	30	WASHER, plain
5	0632323-2	12	12	BLOCK, tapped, end guard attachment
6	0647900-0	-	6	GUARD, intermediate section
7	0915563-1	-	24	CAPSCREW, 3/4"NF x 3-1/2"
	0904369-6	-	24	LOCKWASHER, 3/4"
	0061689-6	-	24	WASHER, plain
8	0647899-4	4	4	GUARD, center section
9	0915563-1	8	8	CAPSCREW, 3/4"NF x 3-1/2"
	0904369-6	8	8	LOCKWASHER, 3/4"
	0061689-6	8	8	WASHER, plain
10	{ 0647893-7	-	1	GUARD, rear inner section, left side
	{ 0647894-5	-	1	GUARD, rear inner section, right side
11	0915563-1	-	10	CAPSCREW, 3/4"NF x 3-1/2"
	0904369-6	-	10	LOCKWASHER, 3/4"
	0061689-6	-	10	WASHER, plain
12	0082915-4	4	12	SPACER, guard bracing
13	{ -----	4	12	CAPSCREW, guard bracing (7/8"NF x 13-1/2")(Used prior to September 1966. Order ROD 0655193-1, LOCKWASHER 0905347-1 and NUT 0911046-1)
	{ 0905347-1	4	12	LOCKWASHER, 7/8"
	{ 0070400-7	4	12	NUT, high, 7/8"NF
	{ 0655193-1	4	12	ROD, guard bracing (7/8"NF x 14-3/8")(Effective September 1966)
	{ 0905347-1	8	24	LOCKWASHER, 7/8"
	{ 0911046-1	8	24	NUT, 7/8"NF

TRACK ROLLER



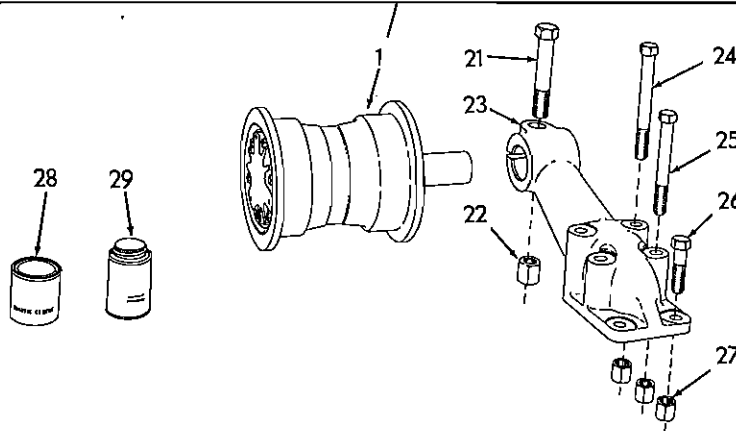
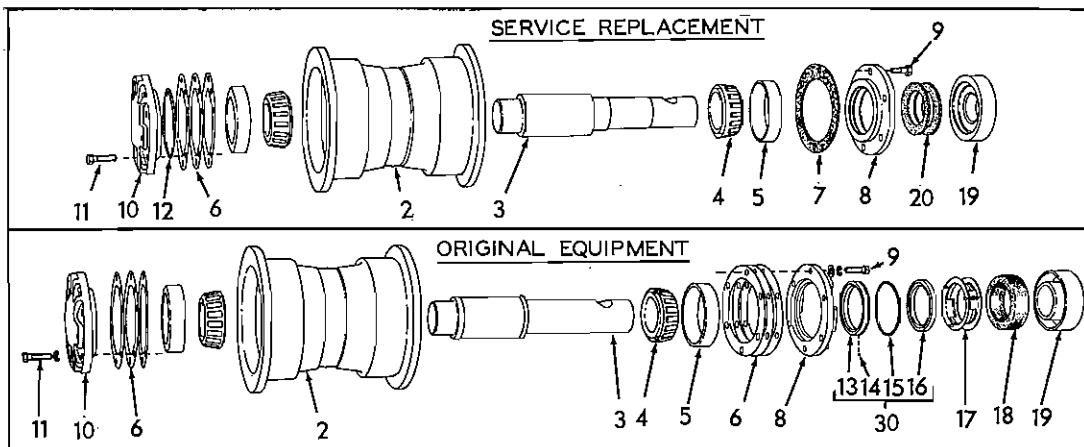
TRACK ROLLER

* Original equipment
 ** Service replacement

ITEM	PART NO.	QTY.	DESCRIPTION
		* **	
1	0632983-3	1 -	ROLLER ASSY., single flange (Consists of items 2 thru 8 and 10 thru 16)
	0675323-0	- 1	ROLLER ASSY., single flange (Consists of items 2 thru 5, 9 thru 12, 16 and 17)
2	0632982-5	1 -	ROLLER, single flange
	0675322-2	- 1	ROLLER, single flange
3	0622002-4	1 1	SHAFT
4	0087027-9	2 -	CONE ASSY., bearing
	0673415-6	- 2	CONE ASSY., bearing
5	0680631-9	2 2	CUP, bearing
6	0645976-2	2 -	<input type="checkbox"/> RING, seal, inner
7	0905357-0	2 -	<input type="checkbox"/> BALL, steel, 3/16" diam.
8	0923818-9	2 -	<input type="checkbox"/> O-RING, seal packing
9	0924772-7	- 2	O-RING, retainer (.210" wide)(First type)
	0923820-5	- 2	O-RING, retainer (.139" wide)(Second type)
10	0655464-6	4 4	SHIM, bearing adjustment (.003" thick)
	0077287-1	4 4	SHIM, bearing adjustment (.007" thick)
	0077286-3	4 4	SHIM, bearing adjustment (.010" thick)
	0077285-5	2 2	SHIM, bearing adjustment (.032" thick)
} Use as required			
11	0665815-7	2 -	RETAINER, bearing
	0670074-4	- 2	RETAINER, bearing (1/4" wide o-ring groove)(First type)
	0679613-0	- 2	RETAINER, bearing (3/16" wide o-ring groove)(Second type)
12	0922155-7	12 12	CAPSCREW, 1/2"NF x 1-1/4"
	0912441-3	12 12	LOCKWASHER, 1/2"
13	0051124-6	2 -	<input type="checkbox"/> RING, seal, outer
14	0051121-2	2 -	SPRING ASSY., seal (Serviced only as a unit)
15	0051112-1	2 -	BOOT, seal spring
16	0074487-0	2 -	RETAINER, seal
	0670073-6	- 2	RETAINER, seal
17	0670071-0	- 2	SEAL ASSY. (Consists of 2 seals. Serviced only as a unit)
18	0066692-5	2 2	BRACKET, attaching
19	0925947-4	4 4	CAPSCREW, 3/4"NF x 4-1/4"
	0914726-5	4 4	LOCKWASHER, 3/4"
20	0631290-4	4 4	BLOCK, attaching capscrews
	0916333-8	4 4	CAPSCREW, 3/4"NF x 2-3/4"
	0914726-5	4 4	LOCKWASHER, 3/4"
} Not used when Track Roller Guards are installed			
21	0033288-2	- -	CEMENT, neoprene, 1/2 pint can
22	0054890-9	- -	SOLVENT, neoprene cement, 1/2 pint can
} For cementing seal boots			
23	0083212-1	1 -	SEAL KIT (Includes parts for one (1) roller only; items 6, 7, 8 and 13)

Indicates component of item 23

NOTE: All quantities indicated above are for one (1) roller only. The number of rollers used is 12.



TRACK CARRIER ROLLER

T-4288

* Original equipment
 ** Service replacement

ITEM	PART NO.	QTY.	DESCRIPTION
		* **	
1	0633269-6	4 -	ROLLER ASSY., track carrier (Consists of items 2 thru 6, 8 thru 11 and 13 thru 19)
	0671163-4	- 4	ROLLER ASSY., track carrier (Consists of items 2 thru 12, 19 and 20)
2	0633268-8	4 4	ROLLER
3	0640070-9	4 -	SHAFT
	0671162-6	- 4	SHAFT
4	0043491-0	8 8	CONE ASSY., bearing
5	0074740-2	8 8	CUP, bearing
6	0655497-6	16 8	SHIM, bearing adjustment (.003" thick)
	0059618-9	24 12	SHIM, bearing adjustment (.007" thick)
	0059619-7	20 12	SHIM, bearing adjustment (.010" thick)
	0059617-1	8 4	SHIM, bearing adjustment (.032" thick)
			} Use as required

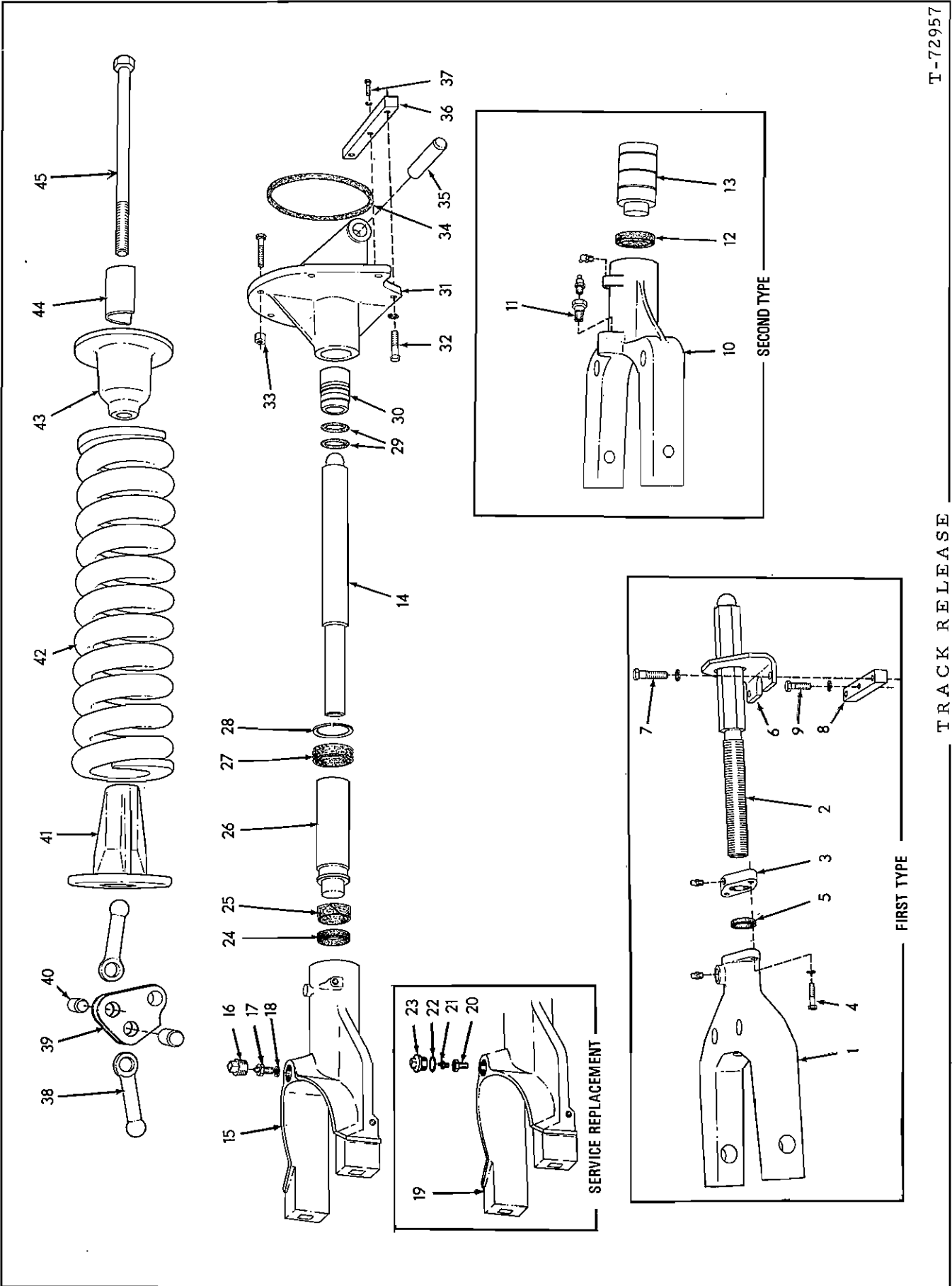
(Continued)

TRACK CARRIER ROLLER (Continued)

ITEM	PART NO.	QTY. * **	DESCRIPTION
7	0671157-6	- 4	GASKET, retainer
8	0622753-2	4 -	RETAINER, inner bearing
	0671161-8	- 4	RETAINER, inner bearing
9	0923193-7	24 24	CAPSCREW, 3/8"NF x 1-1/4"
	0904206-0	24 -	LOCKWASHER, 3/8"
10	0622195-6	4 -	RETAINER, outer bearing
	0677276-8	- 4	RETAINER, outer bearing (First type)
	0678716-2	- 4	RETAINER, outer bearing (Second type)
11	0923193-7	24 24	CAPSCREW, 3/8"NF x 1-1/4"
	0904206-0	24 -	LOCKWASHER, 3/8"
12	0923586-2	- 4	O-RING, retainer (3-3/4"O.D.)(First type)
	0923931-0	- 4	O-RING, retainer (3-7/8"O.D.)(Second type)
13	0067253-5	4 -	□RING, seal, inner
14	0905357-0	4 -	□BALL, steel, 3/16" diam.
15	0923585-4	4 -	□O-RING, seal ring
16	0067251-9	4 -	□RING, seal, outer
17	0048681-1	4 -	SPRING ASSY., seal (Serviced only as a unit)
18	0048679-5	4 -	BOOT, seal spring
19	0622751-6	4 -	RETAINER, seal
	0671160-0	- 4	RETAINER, seal
20	0671158-4	- 4	SEAL ASSY. (Serviced only as a unit)
21	0012561-7	4 4	CAPSCREW, bracket clamping (1"NF x 5-1/4")
22	0600236-4	4 4	NUT, high, 1"NF
23	0084593-3	4 4	BRACKET
24	0075567-8	8 8	CAPSCREW, 3/4"NF x 6-1/2"
25	0051634-4	8 8	CAPSCREW, 3/4"NF x 5-3/4"
26	0012984-1	8 8	CAPSCREW, 3/4"NF x 2-3/4"
27	0012767-0	24 24	NUT, high, 3/4"NF
28	0033288-2	- -	CEMENT, neoprene, 1/2 pint can
29	0054890-9	- -	SOLVENT, neoprene cement, 1/2 pint can
30	0073169-5	4 -	SEAL KIT (Includes parts for one (1) roller assembly only; items 13 thru 16)

} For cementing seal boots

□Indicates component of item 30



T-72957

TRACK RELEASE

TRACK RELEASE

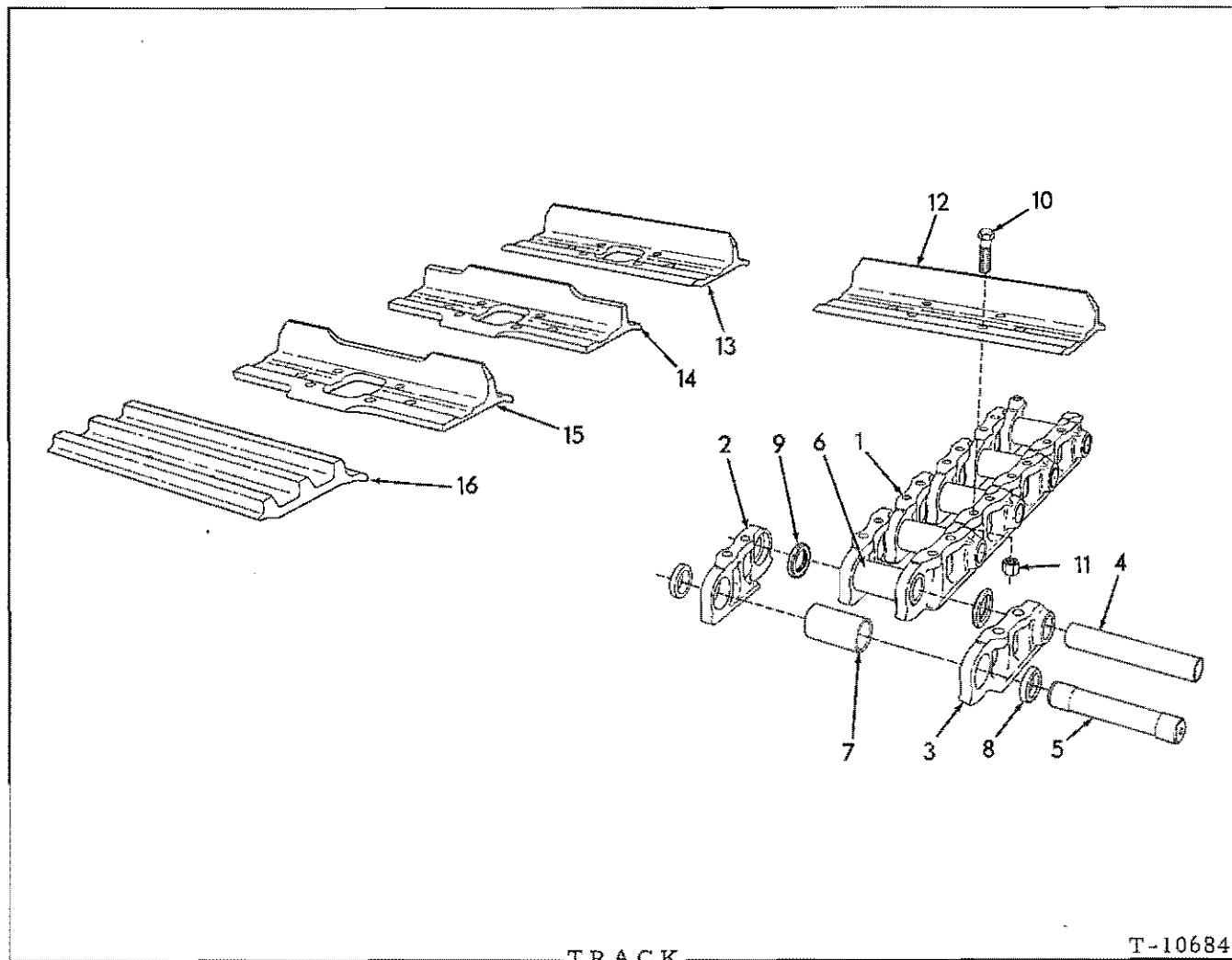
* Mechanical adjustment. Standard on tractors prior to serial No. 7983.
 ** Hydraulic adjustment. Standard on tractors serial No. 7983 thru 8664.
 Δ Hydraulic adjustment. Tractors serial No. 8665 and up.

ITEM	PART NO.	QUANTITY			DESCRIPTION
		*	**	Δ	
1	0059735-1	2	-	-	YOKE
	0914465-0	2	-	-	FITTING, lubricating, straight, 1/8"NPT
2	0079660-7	2	-	-	SCREW, adjustment
3	0056614-1	2	-	-	LOCK, adjustment screw
	0914465-0	2	-	-	FITTING, lubricating, straight, 1/8"NPT
4	0035067-8	4	-	-	CAPSCREW, 1/2"NF x 2"
	0904208-6	4	-	-	LOCKWASHER, 1/2"
5	0066068-8	2	-	-	SEAL, protecting, adjustment screw threads (rubber)
6	0096630-9	2	-	-	BRACKET, supporting, adjustment screw
7	0023618-2	4	-	-	CAPSCREW, 5/8"NF x 2-1/2"
	0904209-4	4	-	-	LOCKWASHER, 5/8"
8	0093431-5	2	-	-	BLOCK, mounting, adjustment screw bracket
9	0035229-4	2	-	-	CAPSCREW, 5/8"NF x 2"
	0904209-4	2	-	-	LOCKWASHER, 5/8"
10	-----	-	2	-	YOKE ASSY. (Includes items 11 thru 13 and FITTING indented below)(Original equipment. Order YOKE 0675246-3 and BAR 0677080-6)
	0915275-2	-	2	-	FITTING, lubricating, 65°, 1/8"NPT
11	0628915-1	-	2	-	VALVE ASSY., relief (Serviced only as a unit)
	0912808-3	-	2	-	FITTING, straight, 1/4" tapered thread (pressurizing)
12	0628937-5	-	2	-	SEAL, piston
13	0628936-7	-	2	-	PISTON, adjusting
14	0644382-4	-	2	-	} Original equipment
	0664626-9	-	-	2	
	0667080-6	-	2	2	
15	-----	-	-	2	YOKE ASSY. (Includes items 16 thru 18 and 24 thru 28) (Original equipment. Order YOKE 0675246-3 and BAR 0667080-6)
16	0665040-2	-	-	2	PLUG, yoke
17	0644330-3	-	-	2	VALVE ASSY., pressurizing valve
18	0908191-0	-	-	2	WASHER, pressurizing valve
19	0675246-3	-	2	2	YOKE ASSY. (Includes items 20 thru 28)(Service replacement)
20	0676455-9	-	2	2	CHECK BALL ASSY., pressurizing
21	0676456-7	-	2	2	FITTING, pressurizing valve
22	0623144-3	-	2	2	GASKET, plug sealing
23	0644255-2	-	2	2	PLUG, yoke

(Continued)

TRACK RELEASE (Continued)

ITEM	PART NO.	QUANTITY			DESCRIPTION
		*	**	△	
24	{ 0628937-5	-	-	2	SEAL, piston (Original equipment)
	{ 0670648-5	-	2	2	SEAL, piston (For use in 0675246-3)
25	0664171-6	-	-	2	RING, wear, adjusting piston
26	{ 0664169-0	-	-	2	PISTON, adjusting (8-3/4" bore-depth)(Original equipment)
	{ 0667104-4	-	2	2	PISTON, adjusting (4" bore-depth)(For use in YOKE 0675246-3)
27	0664170-8	-	-	2	RING, wear, release yoke
28	0065513-4	-	-	2	RING, snap
29	0923827-0	4	4	4	O-RING, crosshead
30	0621299-7	2	2	2	CROSSHEAD
31	{ -----	2	-	-	GUIDE, crosshead (Used prior to tractor #7336 including #7338. Order GUIDE 0649679-8 and BELLCRANK 0649678-0)
	{ 0649679-8	2	2	2	GUIDE, crosshead (Effective with tractor #7336 excluding #7338)
32	0023618-2	14	14	14	CAPSCREW, 5/8"NF x 2-1/2"
	0904209-4	4	4	4	LOCKWASHER, 5/8"
33	0072366-8	10	10	10	NUT, high, 5/8"NF
34	0059742-7	2	2	2	GASKET, crosshead guide
35	0059737-7	2	2	2	PIN, bellcrank pivot
36	0059599-1	2	2	2	BLOCK, mounting, crosshead guide
37	{ 0035073-6	2	2	2	CAPSCREW, 1/2"NF x 1-3/4"
	{ 0904208-6	2	2	2	LOCKWASHER, 1/2"
38	0059731-0	4	4	4	ROD, push
39	0649678-0	2	2	2	BELLCRANK
40	0051798-7	4	4	4	PIN, push rod
41	0059740-1	2	2	2	PLUNGER, spring
42	0664879-4	2	2	2	SPRING
43	{ -----	2	2	-	SEAT, spring (Tractors prior to #8615)(Order SEAT 0664813-3 and LOCK 0664843-0)
	{ 0664813-3	-	2	2	SEAT, spring (Tractors #8615 and up)
44	{ 0059738-5	2	2	-	LOCK, spring adjustment capscrew (4-5/8" long) (Tractors prior to #8615)
	{ 0664843-0	-	2	2	LOCK, spring adjustment capscrew (5-1/8" long) (Tractors #8615 and up)
45	0059739-3	2	2	2	CAPSCREW, spring adjustment



TRACK

T-10684

* Original equipment on tractors prior to serial No. 7172 (Unsealed)
 ** Original equipment on tractors serial No. 7172 and up; also
 tractors serial No. 24L09551 and up (Sealed type)
 *** Service option (Unsealed type)

ITEM	PART NO.	QUANTITY			DESCRIPTION
		*	**	***	
1	-----	2	-	-	CHAIN ASSY. (41 links)(Consists of items 2 thru 8)(For unsealed track order CHAIN ASSY. 0679815-1)
	0677560-5	-	2	-	CHAIN ASSY. (41 links)(Consists of items 2 thru 7 and 9)
	0679815-1	-	-	2	CHAIN ASSY. (41 links)(Consists of items 2 thru 8)
2	0632975-9	82	-	-	LINK, left
	0676871-7	-	80	80	LINK, left
	0664957-8	-	2	-	LINK, master, left
	0677491-3	-	-	2	LINK, master, left
3	0664956-0	82	80	-	LINK, right
	0676872-5	-	-	80	LINK, right
	0645934-1	-	2	-	LINK, master, right
	0677492-1	-	-	2	LINK, master, right

(Continued)

TRACK (Continued)

ITEM	PART NO.	QUANTITY			DESCRIPTION
		*	**	***	
4	0633365-2	80	80	80	PIN (10-1/4" long)
5	0665383-6	2	2	2	PIN, master(10-1/4" long)
6	0633364-5	80	-	80	BUSHING (7-3/4" long)
	0645920-0	-	80	-	BUSHING (6-15/16" long)
7	0645947-3	2	2	2	BUSHING, master (6-3/4" long)
8	0633266-2	4	-	-	SPACER, master bushing (1/2" thick)
	0679734-4	-	-	4	SPACER, master bushing (3/8" thick)
9	0645784-0	-	164	-	SEAL
10	0097324-8	328	328	328	BOLT, track shoe (3/4" x 2-1/2")
	0655820-9	-	328	328	BOLT, track shoe (3/4"NFx 2-5/8")(For severe-service shoes only)
11	0083617-1	328	328	328	NUT, high, 3/4"NF

TRACK SHOES

COMPLETE TRACK ASSEMBLIES WITH SHOES (2 Required)

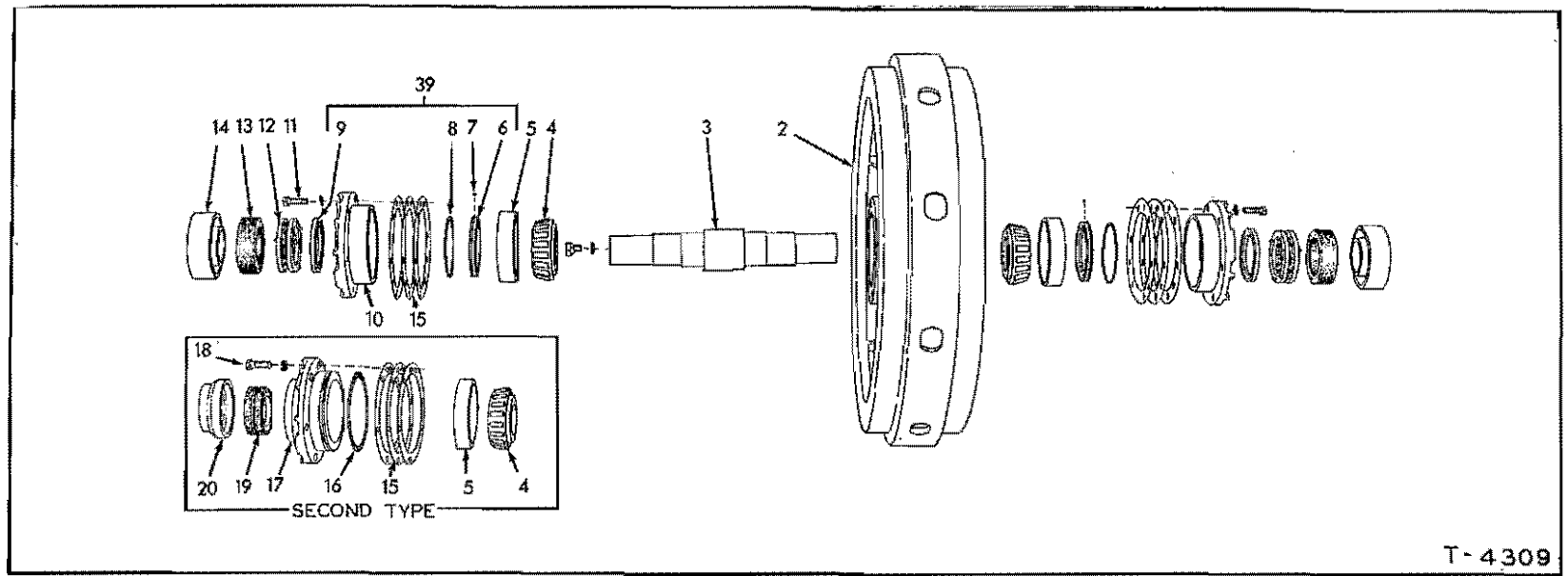
	PART NO.	QUANTITY			DESCRIPTION	*	**	***
		*	**	***				
12	0633380-1	82	82	82	SHOE, grouser, 18"	-----0677519-30682033-6
	0633270-4	82	82	82	SHOE, grouser, 20"0664963-60679816-9
	0655822-5	-	82	82	SHOE, grouser, 20" (Severe Service)0665007-10679817-7
	0633355-3	82	82	82	SHOE, grouser, 22"0647215-30682034-4
	0659763-7	-	82	82	SHOE, grouser, 22" (Severe Service)0677509-20682035-1
	0633390-0	82	82	82	SHOE, grouser, 24"0647209-60682036-9
	0669193-5	-	82	82	SHOE, grouser, 24" (Severe Service)0669175-20682037-7
	0650155-5	-	41	-	SHOE, grouser, left side, 26" (offset)0677523-3
	0650156-3	-	41	-	SHOE, grouser, right side, 26" (offset)0677524-1
	0633454-4	82	82	82	SHOE, grouser, 28"0679160-20682038-5

(Continued)

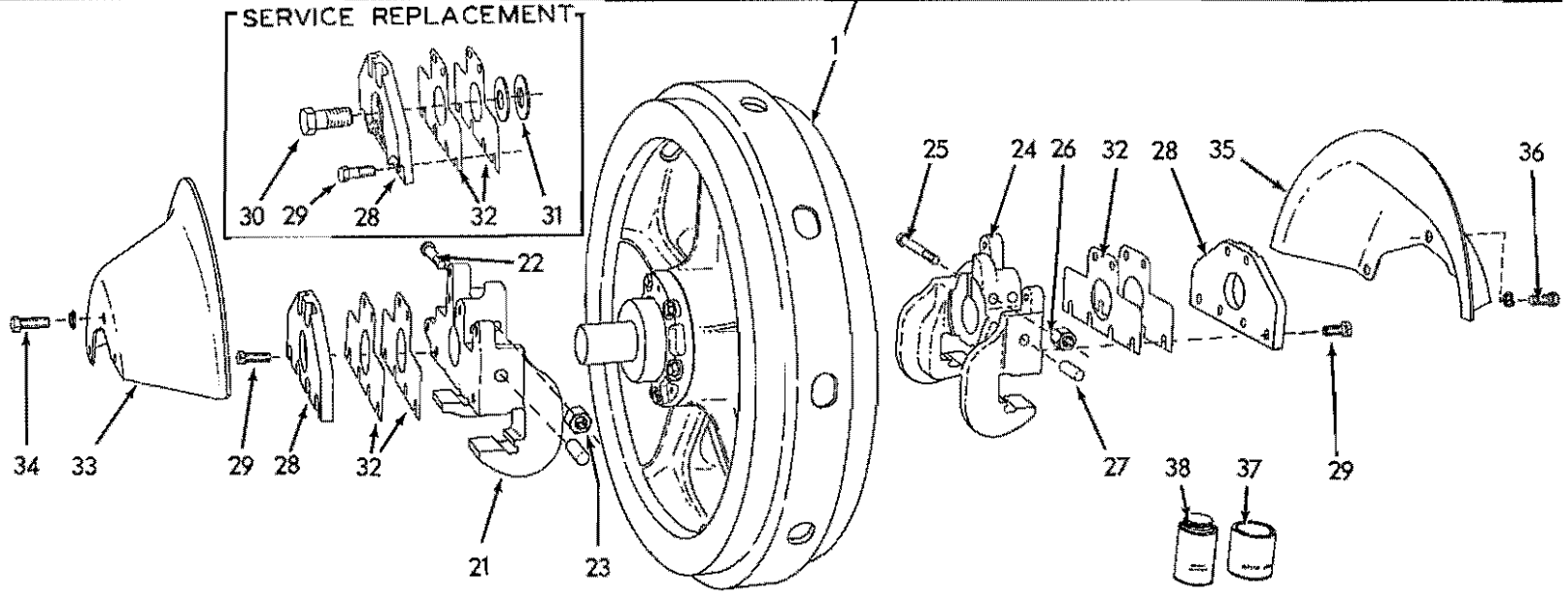
TRACK (Continued)

ITEM	PART NO.	QUANTITY		DESCRIPTION	COMPLETE TRACK ASSEMBLIES WITH SHOES (2 Required)		
		* ** ***	TRACK SHOES		*	**	***
13	0633337-1	82	82	- SHOE, grouser, open center, 18".....	0677510-0.....		
	0633356-1	82	82	- SHOE, grouser, open center, 22"			
	0633375-1	82	82	- SHOE, grouser, open center, 24"			
14	0633345-4	40	40	- SHOE, grouser, snow and ice, single calk, open center, 20"			
15	0633346-2	42	42	- SHOE, grouser, snow and ice, double calk, open center, 20"			
16	0650154-8	82	82	- SHOE, semi-grouser, 24".....	0677512-6.....		
	0633446-0	82	82	- SHOE, semi-grouser, open center, 22".....	0677517-5.....		

NOTE: Complete TRACK ASSEMBLIES with SHOES are furnished only in sizes and types as listed. Assemblies other than those listed, may be made up in the field by ordering the various components.



T-4309



TRACK IDLER

T-4291

TRACK IDLER

* Tractors prior to serial No. 8019 excluding Nos. 8003, 8008, 8011, 8017

** Tractors serial No. 8019 and up, including Nos. 8003, 8008, 8011, 8017

*** Service Replacement

ITEM	PART NO.	QUANTITY			DESCRIPTION
		*	**	***	
1	-----	2	2	-	IDLER ASSY., track (Spoke-type. Order 0665317-4 IDLER, 6 SHIMS 0669302-2, 6 SHIMS 0669303-0, 2 PLATES 0669298-2 and 2 CAPSCREWS 0926566-1 (Includes items 2 thru 15)
	0665317-4	-	-	2	IDLER ASSY., track (Solid-type)(Includes items 2 thru 20)
2	0655987-6	2	2	-	IDLER
	0669703-1	-	-	2	IDLER
3	0622001-6	2	2	-	SHAFT
	0676364-3	-	-	2	SHAFT
4	0042873-0	4	4	-	CONE ASSY., bearing (Tractors prior to unit #09644)
	0669786-6	-	4	4	CONE ASSY., bearing (Tractors unit #09644 and up)
5	0042898-7	4	4	-	CUP, bearing (Tractors prior to unit #09644)
	0669328-7	-	4	4	CUP, bearing (Tractors unit #09644 and up)
6	0067139-6	4	4	-	<input type="checkbox"/> RING, seal, inner (Tractors prior to unit #09644)
	0670623-8	-	4	4	<input type="checkbox"/> RING, seal, inner (Tractors unit #09644 and up)
7	0905357-0	4	4	4	<input type="checkbox"/> BALL, steel, 3/16" diam.
8	0067137-0	4	4	4	<input type="checkbox"/> O-RING, seal ring
9	0051623-7	4	4	4	<input type="checkbox"/> RING, seal, outer
10	0067141-2	4	4	4	RETAINER, bearing
11	0035018-1	24	24	24	CAPSCREW, 1/2"NF x 1-1/2"
	0904208-6	24	24	24	LOCKWASHER, 1/2"
12	0051959-5	4	4	4	SPRING ASSY., seal (Serviced only as a unit)
13	0051629-4	4	4	4	BOOT, seal
14	0099506-8	4	4	4	RETAINER, seal
15	0655528-2	8	8	4	SHIM, bearing adjustment (.003" thick)
	0059387-1	8	8	8	SHIM, bearing adjustment (.007" thick)
	0059386-3	12	12	12	SHIM, bearing adjustment (.010" thick)
	0059385-5	4	4	4	SHIM, bearing adjustment (.032" thick)

First type

Use as required

Indicates component of item 39

(Continued)

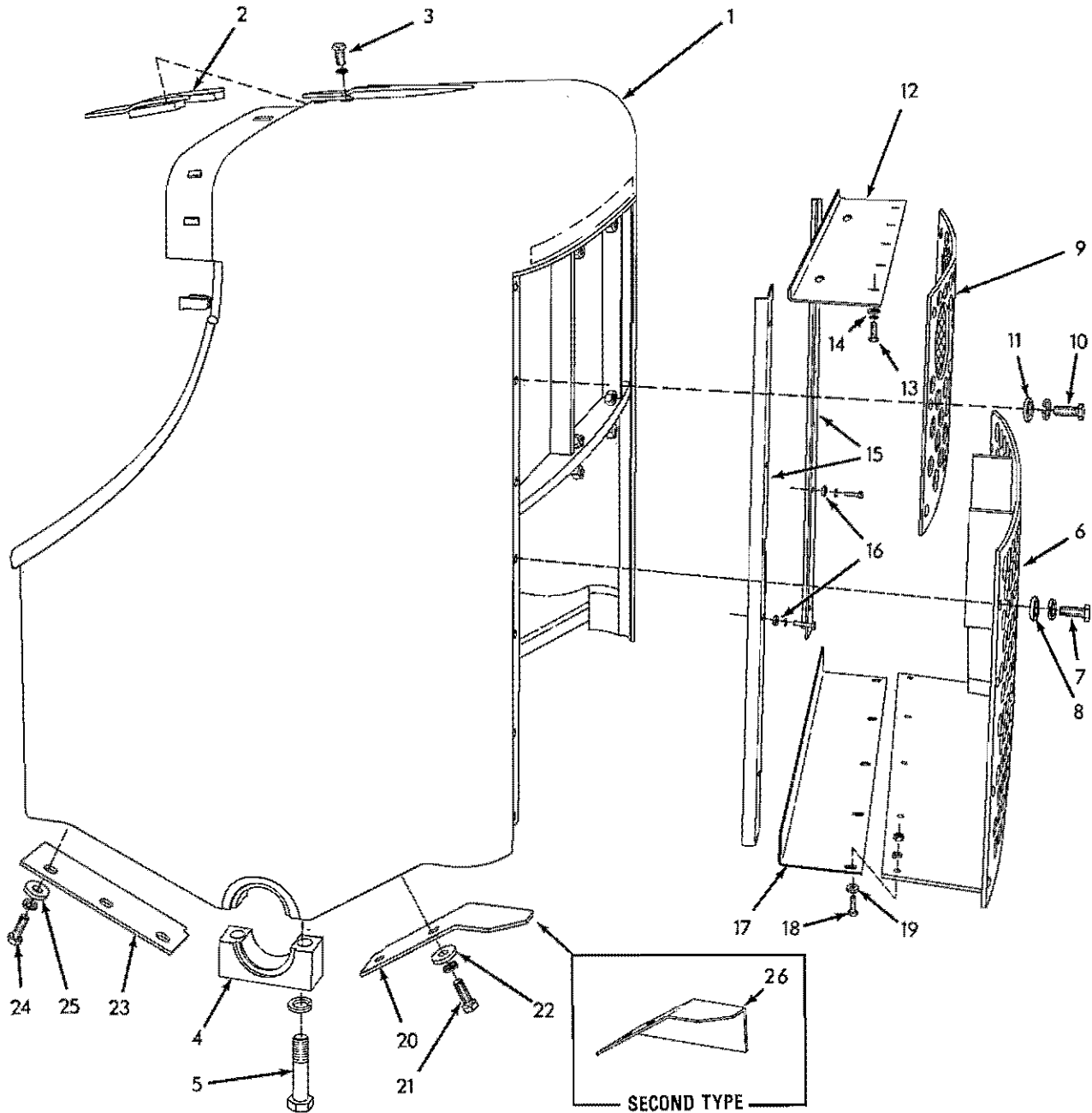
TRACK IDLER (Continued)

ITEM	PART NO.	QUANTITY			DESCRIPTION	
		*	**	***		
16	0924138-1	-	-	4	O-RING, retainer	} Second type
17	0677694-2	-	-	4	RETAINER, bearing	
18	0922726-5	-	-	24	CAPSCREW, 1/2"NF x 1-1/2"	
	0912441-3	-	-	24	LOCKWASHER, 1/2"	
19	0670071-0	-	-	4	SEAL ASSY. (Serviced only as a unit)	
20	0677696-7	-	-	4	RETAINER, seal	
21	{ 0639025-6	2	-	-	BRACKET ASSY., left (Includes item 27)	
	{ 0655993-4	-	2	2	BRACKET ASSY., left (Includes item 27)	
22	0638796-3	4	4	4	CAPSCREW, 5/8"NF x 5"	
23	0072366-8	4	4	4	NUT, high, 5/8"NF	
24	{ 0639026-4	2	-	-	BRACKET ASSY., right (Includes item 27)	
	{ 0655994-2	-	2	2	BRACKET ASSY., right (Includes item 27)	
25	0638796-3	4	4	4	CAPSCREW, 5/8"NF x 5"	
26	0072366-8	4	4	4	NUT, high, 5/8"NF	
27	0056585-3	4	4	4	PIN, dowel, idler bracket to release yoke	
28	{ 0638957-1	4	-	-	PLATE, guide	
	{ 0655995-9	-	4	-	PLATE, guide	
	{ 0669298-2	-	-	4	PLATE, guide	
29	0035014-0	24	24	24	CAPSCREW, 5/8"NF x 1-1/2"	
30	0926566-1	-	-	4	CAPSCREW, idler adjustment (1"NF x 2")	
31	{ 0669302-2	-	-	12	SHIM, idler adjustment (1/16" thick)	} Use as required
	{ 0669303-0	-	-	12	SHIM, idler adjustment (1/32" thick)	
32	{ 0639058-7	8	-	-	SHIM, guide plate (1/32" thick)	} Use as required
	{ 0655990-0	-	8	8	SHIM, guide plate (1/32" thick)	
	{ 0638956-3	4	-	-	SHIM, guide plate (1/16" thick)	
	{ 0655989-2	-	4	4	SHIM, guide plate (1/16" thick)	
33	{ 0638997-7	2	-	-	GUARD, left	} Special equipment
	{ 0081405-3	-	2	2	GUARD, left	
34	0916405-4	6	6	6	CAPSCREW, 5/8"NF x 1-1/2"	
	0904209-4	6	6	6	LOCKWASHER, 5/8"	
35	{ 0638998-5	2	-	-	GUARD, right	
	{ 0081406-1	-	2	2	GUARD, right	
36	0916405-4	6	6	6	CAPSCREW, 5/8"NF x 1-1/2"	
	0904209-4	6	6	6	LOCKWASHER, 5/8"	

(Continued)

TRACK IDLER (Continued)

ITEM	PART NO.	QUANTITY			DESCRIPTION
		*	**	***	
37	0033288-2	-	-	-	CEMENT, neoprene, 1/2 pint can } For cementing seal boots
38	0054890-9	-	-	-	
39	0083209-7	2	2	-	SEAL KIT (Includes parts for one (1) idler only; items 6 thru 9)



RADIATOR GUARD (Standard)

T-16267

Replaces page 248 in HD16D-DC Parts Catalog 0662680-8 (5-67)
 Printed in U. S. A.

(Revised March 1972)

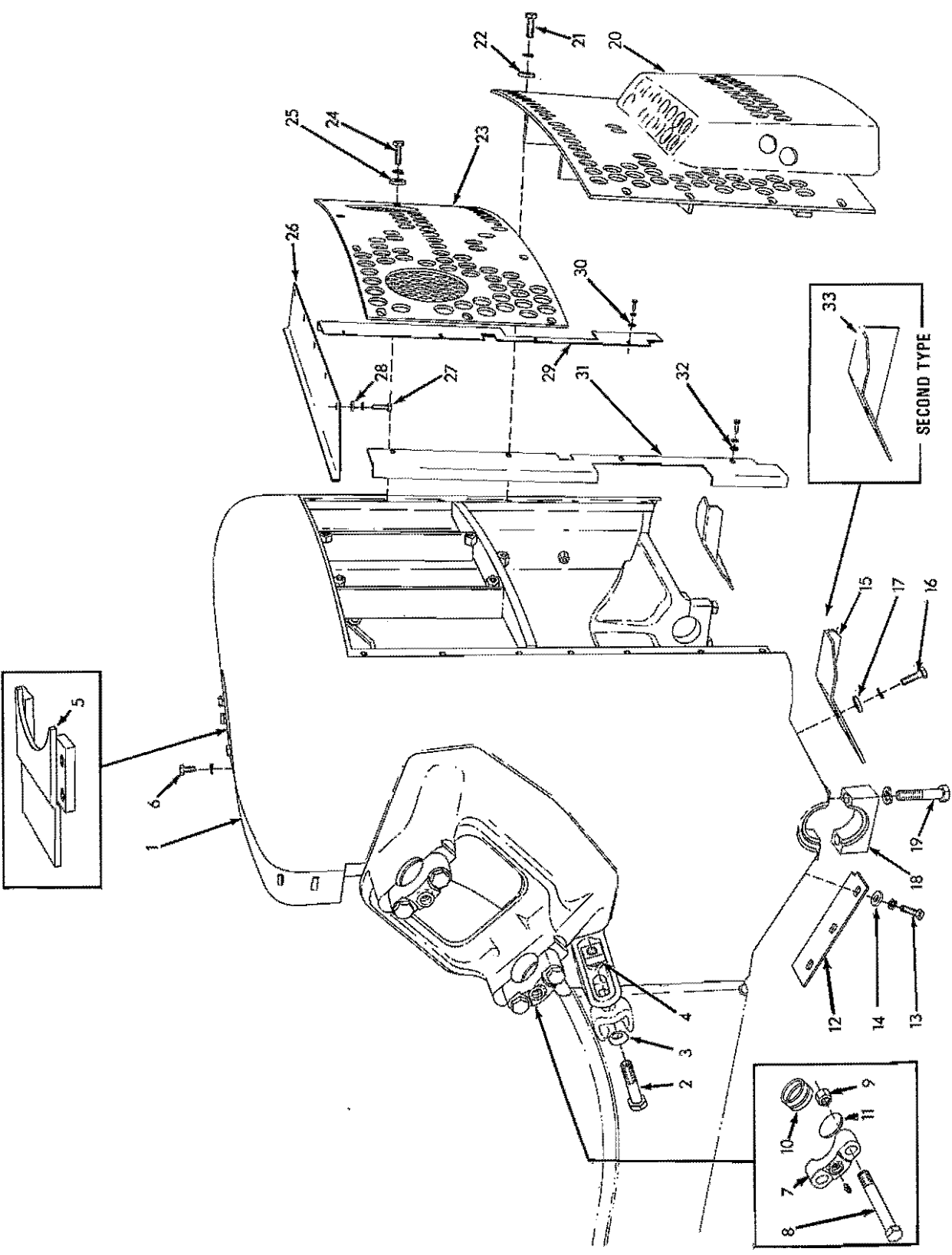
RADIATOR GUARD

USAGE: Standard equipment. See following pages for optional designs

ITEM	PART NO.	QTY.	DESCRIPTION	
1	093198	1	GUARD ASSEMBLY, radiator (Includes items 2 thru 5)	
2	084413	1	PLATE, top closure	
3	070590	4	CAPSCREW, 5/8"NF x 1-1/8"	
	904209	4	LOCKWASHER, 5/8"	
4	649455	2	CAP, guard pivot	
5	038203	4	CAPSCREW, 1"NF x 4-1/2"	
	910916	4	LOCKWASHER, 1"	
6	093178	1	PLATE, front closure, lower	
7	036707	10	CAPSCREW, 5/8"NC x 1-3/4"	
	904209	10	LOCKWASHER, 5/8"	
8	064810	10	WASHER, plain	
9	093183	1	PLATE, front closure, upper	
10	036707	10	CAPSCREW, 5/8"NC x 1-3/4"	
	904209	10	LOCKWASHER, 5/8"	
11	064810	10	WASHER, plain	
12	093224	1	BAFFLE, air, upper	
13	012992	5	CAPSCREW, 3/8"NF x 1-1/4"	
	904206	5	LOCKWASHER, 3/8"	
14	044973	5	WASHER, plain	
15	084655	2	BAFFLE, air, side (Attached to radiator)	
	911168	8	CAPSCREW, 5/16"NF x 7/8"	
	904205	8	LOCKWASHER, 5/16"	
16	092665	8	WASHER, plain	
17	088044	1	BAFFLE, air, lower	
18	012992	5	CAPSCREW, 3/8"NF x 1-1/4"	
19	044973	5	WASHER, plain	
	904206	5	LOCKWASHER, 3/8"	
	911041	5	NUT, 3/8"NF	
20	{ 098097	1	PLATE, bottom closure, left front	} Used prior to tractor #7801
	{ 098098	1	PLATE, bottom closure, right front	
21	035229	4	CAPSCREW, 5/8"NF x 2"	
	904209	4	LOCKWASHER, 5/8"	
22	064810	4	WASHER, plain	
23	084979	2	PLATE, bottom closure, rear	} Tractor #8775 and up
24	035229	6	CAPSCREW, 5/8"NF x 2"	
	904209	6	LOCKWASHER, 5/8"	
25	064810	6	WASHER, plain	
26	{ 665295	1	PLATE, bottom closure, left side	} Tractor #8775 and up
	{ 665296	1	PLATE, bottom closure, right side	
	916314	4	CAPSCREW, 1/2"NC x 2"	
	064531	8	WASHER, plain	
	904208	4	LOCKWASHER, 1/2"	
	911028	4	NUT, 1/2"NC	

NOTE: See PAINTING AND MARKING for transfer

RADIATOR GUARD (Hydraulic)



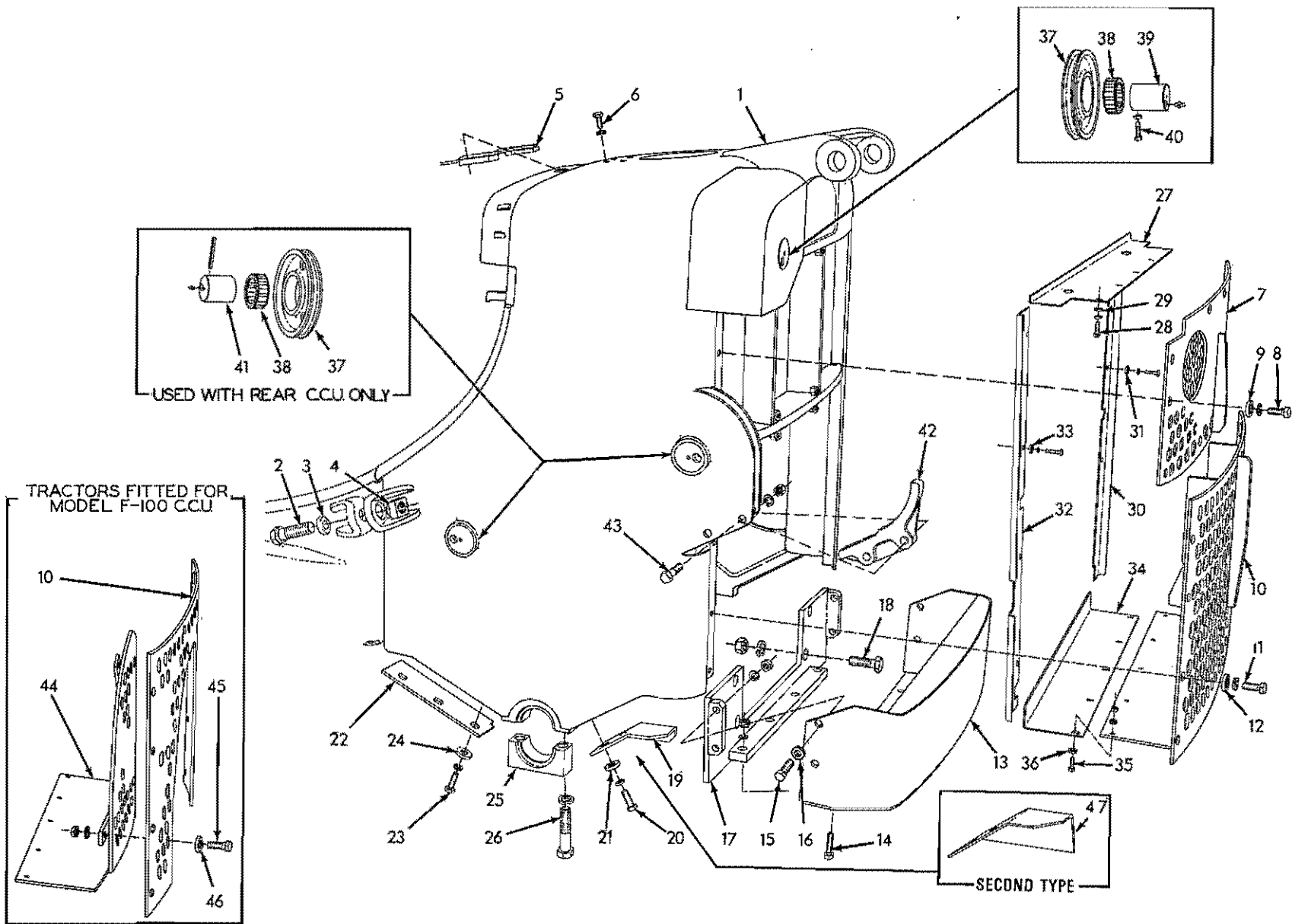
RADIATOR GUARD (Hydraulic)

USAGE: Tractors equipped with hydraulic dozer

ITEM	PART NO.	QTY.	DESCRIPTION
1	-----	1	GUARD ASSEMBLY, radiator (Includes items 5 thru 9, 18, 19, 21 and 24)(Used prior to June 15, 1965. For dozer cylinders with 37-1/2" stroke)(Order GUARD ASSEMBLY 650380)
	650380	1	GUARD ASSEMBLY, radiator (Includes 5 thru 9, 18 and 19)(Effective June 15, 1965. For dozer cylinders with 43" stroke)
2	089231	2	CAPSCREW, guard supporting
3	089229	2	WASHER, spherical
4	089230	2	NUT, spherical
5	084413	1	PLATE, top closure
6	070590	4	CAPSCREW, 5/8"NF x 1-1/8"
	904209	4	LOCKWASHER, 5/8"
7	085140	4	CAP, trunnion
8	914465	4	FITTING, lubricating, straight, 1/8"NPT
	070861	8	CAPSCREW, 1"NF x 10-1/2"
9	600236	8	NUT, high, 1"NF
10	084581	4	BUSHING, trunnion
11	084612	4	PLATE, retaining, trunnion bushing
12	084979	2	PLATE, bottom closure, rear
13	035229	6	CAPSCREW, 5/8"NF x 2"
	904209	6	LOCKWASHER, 5/8"
14	064810	6	WASHER, plain
15	098095	1	PLATE, bottom closure, left front
	098096	1	PLATE, bottom closure, right front
16	035229	4	CAPSCREW, 5/8"NF x 2"
	904209	4	LOCKWASHER, 5/8"
17	064810	4	WASHER, plain
18	649455	2	CAP, guard pivot
19	038203	4	CAPSCREW, 1"NF x 4-1/2"
	910916	4	LOCKWASHER, 1"
20	664758	1	PLATE, front closure, lower
	093178	1	PLATE, front closure, lower (Permits use of front bumper when hydraulic pump is not installed)
21	036707	9	CAPSCREW, 5/8"NC x 1-3/4"
	904209	9	LOCKWASHER, 5/8"
22	064810	9	WASHER, plain
23	093183	1	PLATE, front closure, upper
24	036707	10	CAPSCREW, 5/8"NC x 1-3/4"
	904209	10	LOCKWASHER, 5/8"
25	064810	10	WASHER, plain
26	093225	1	BAFFLE, air, upper
27	012992	5	CAPSCREW, 3/8"NF x 1-1/4"
	904206	5	LOCKWASHER, 3/8"
28	044973	5	WASHER, plain
29	093191	1	BAFFLE, air, left side
30	911168	4	CAPSCREW, 5/16"NF x 7/8"
	904205	4	LOCKWASHER, 5/16"
	092665	4	WASHER, plain

Used prior to September 1966

(Continued)



RADIATOR GUARD (Cable)

RADIATOR GUARD (Hydraulic)(Continued)

ITEM	PART NO.	QTY.	DESCRIPTION
31	093192	1	BAFFLE, air, right side
	626497	1	BAFFLE, air, right side (For tractors with Ripper)
	911168	4	CAPSCREW, 5/16"NF x 7/8"
	904205	4	LOCKWASHER, 5/16"
32	092665	4	WASHER, plain
<u>NOTE:</u> See PAINTING AND MARKING for transfer			
33	665295	1	PLATE, bottom closure, left side
	665296	1	PLATE, bottom closure, right side
	916314	4	CAPSCREW, 1/2"NC x 2"
	064531	8	WASHER, plain
	904208	4	LOCKWASHER, 1/2"
	911028	4	NUT, 1/2"NC

} Tractor #8775 and up

RADIATOR GUARD (Cable)

USAGE: Tractors equipped with cable dozer

* Used with rear-mounted cable control
 ** Used with front-mounted cable control

ITEM	PART NO.	* QTY.	** QTY.	DESCRIPTION
1	093273	1	1	GUARD ASSEMBLY, radiator (Includes items 5, 6, 25 and 26)
2	089231	2	2	CAPSCREW, guard supporting
3	089229	2	2	WASHER, spherical
4	089230	2	2	NUT, spherical
5	084413	1	1	PLATE, top closure
6	070590	4	4	CAPSCREW, 5/8"NF x 1-1/8"
	904209	4	4	LOCKWASHER, 5/8"
7	093260	1	1	PLATE, front closure, upper
8	036707	10	10	CAPSCREW, 5/8"NC x 1-3/4"
	904209	10	10	LOCKWASHER, 5/8"
9	064810	10	10	WASHER, plain
10	093098	1	-	PLATE, front closure, lower
	099803	-	1	PLATE, front closure, lower
11	036707	10	6	CAPSCREW, 5/8"NC x 1-3/4"
	904209	10	6	LOCKWASHER, 5/8"
12	064810	10	6	WASHER, plain
13	609674	1	-	GUARD, lower section
14	023755	4	-	CAPSCREW, 5/8"NC x 2-1/4"
15	037573	4	-	CAPSCREW, 5/8"NC x 2-3/4"
16	064810	4	-	WASHER, plain
	904209	8	-	LOCKWASHER, 5/8"
	911029	8	-	NUT, 5/8"NC
17	609470	1	-	BRACKET, lower section guard
18	070272	4	-	CAPSCREW, 1"NF x 3"
	910916	4	-	LOCKWASHER, 1"
	911047	4	-	NUT, 1"NF

(Continued)

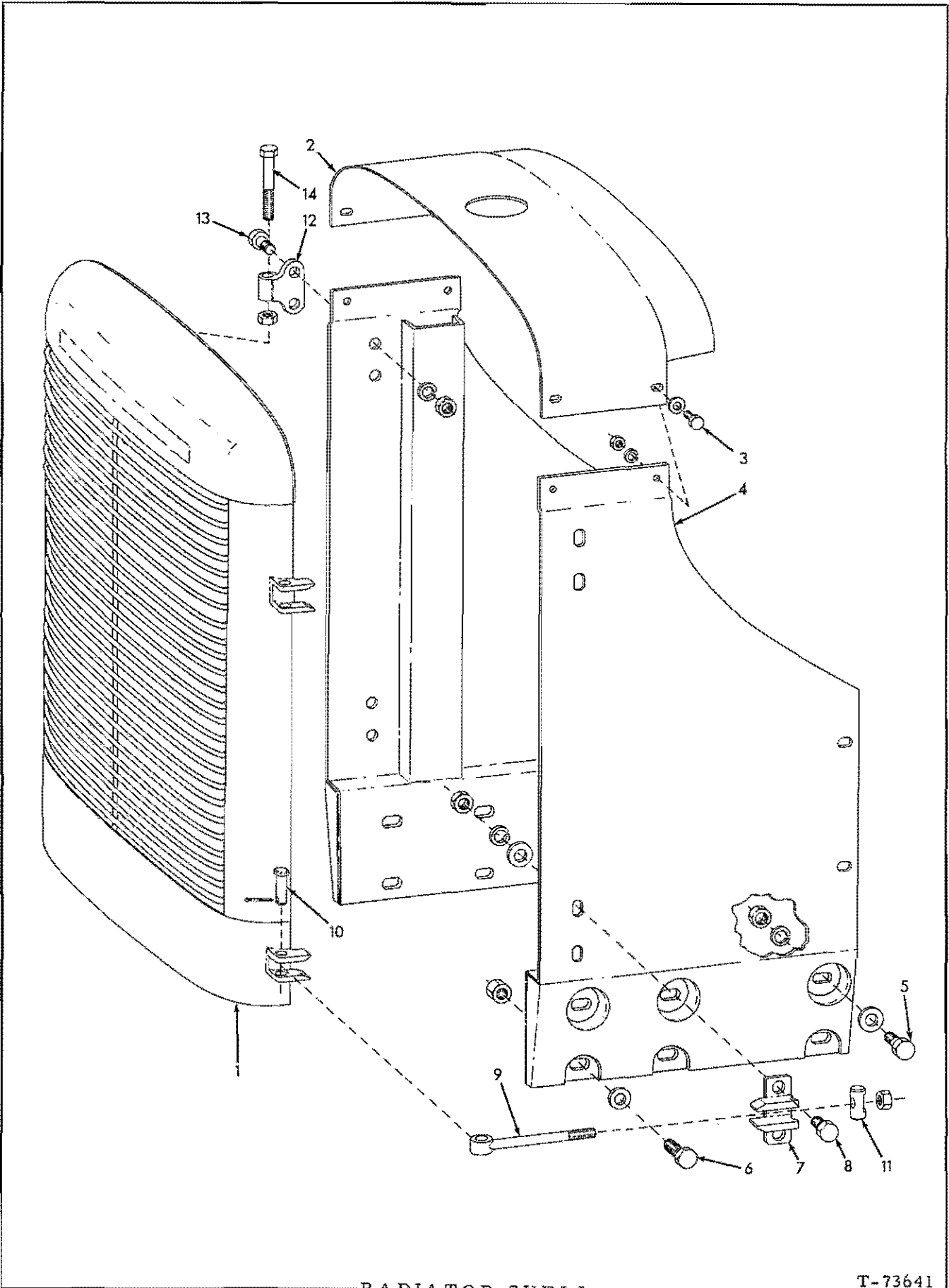
RADIATOR GUARD (Cable)(Continued)

ITEM	PART NO.	QTY.		DESCRIPTION	
		*	**		
19	098097	1	-	PLATE, bottom closure, left front	} Used prior to September 1966
	098098	1	-	PLATE, bottom closure, right front	
	098095	-	1	PLATE, bottom closure, left front	
	098096	-	1	PLATE, bottom closure, right front	
20	035229	4	4	CAPSCREW, 5/8"NF x 2"	
	904209	4	4	LOCKWASHER, 5/8"	
21	064810	4	4	WASHER, plain	
22	084979	2	2	PLATE, bottom closure, rear	
23	035229	6	6	CAPSCREW, 5/8"NF x 2"	
	904209	6	6	LOCKWASHER, 5/8"	
24	064810	6	6	WASHER, plain	
25	649455	2	2	CAP, guard pivot	
26	038203	4	4	CAPSCREW, 1"NF x 4-1/2"	
	910916	4	4	LOCKWASHER, 1"	
27	093241	1	1	BAFFLE, air, upper	
28	012992	5	5	CAPSCREW, 3/8"NF x 1-1/4"	
	904206	5	5	LOCKWASHER, 3/8"	
29	044973	5	5	WASHER, plain	
30	084655	1	1	BAFFLE, air, left side	
	911168	4	4	CAPSCREW, 5/16"NF x 7/8"	
	904205	4	4	LOCKWASHER, 5/16"	
31	092665	4	4	WASHER, plain	
32	085087	1	1	BAFFLE, air, right side	
	911168	4	4	CAPSCREW, 5/16"NF x 7/8"	
	904205	4	4	LOCKWASHER, 5/16"	
33	092665	4	4	WASHER, plain	
34	088044	1	-	BAFFLE, air, lower	
35	012992	5	-	CAPSCREW, 3/8"NF x 1-1/4"	
36	044973	5	-	WASHER, plain	
	904206	5	-	LOCKWASHER, 3/8"	
	911041	5	-	NUT, 3/8"NF	
37	084758	3	1	SHEAVE, control cable	
38	044875	3	1	BEARING, roller, cable sheave	
39	084757	1	1	SHAFT, front sheave	
	914465	1	1	FITTING, lubricating, straight, 1/8"NPT	
40	035188	1	1	SETSCREW, shaft retaining	
	911035	1	1	NUT, jam, 1/2"NC	
41	084384	2	-	SHAFT, side sheaves	
	914465	2	-	FITTING, lubricating, straight, 1/8"NPT	
	917936	2	-	PIN, spring, 3/8" x 3-1/2"	
	093043	-	2	CUP, hole closure	
	917936	-	2	PIN, spring, 3/8" x 3-1/2"	

(Continued)

RADIATOR GUARD (Cable)(Continued)

ITEM	PART NO.	QTY.		DESCRIPTION	
		*	**		
42	084694	1	-	GUIDE, cable	
	085058	-	1	GUIDE, false (Serves as sheave compartment dirt closure)	
43	035306	2	2	CAPSCREW, 5/8"NF x 3-1/4"	
	904209	2	2	LOCKWASHER, 5/8"	
	911044	2	-	NUT, 5/8"NF	
	094455	-	1	BLOCK, tapped	
44	620859	-	1	PLATE, closure (For use only when F-100 Cable Control Unit is re- moved)	
45	036707	-	4	CAPSCREW, 5/8"NC x 1-3/4"	
46	086961	-	4	WASHER, plain	
	904209	-	4	LOCKWASHER, 5/8"	
	911029	-	4	NUT, 5/8"NC	
47	665295	1	-	PLATE, bottom closure, left side	} Tractors #8775 and up
	665296	1	-	PLATE, bottom closure, right side	
	916314	4	-	CAPSCREW, 1/2"NC x 2"	
	064531	8	-	WASHER, plain	
	904208	4	-	LOCKWASHER, 1/2"	
	911028	4	-	NUT, 1/2"NC	



RADIATOR SHELL

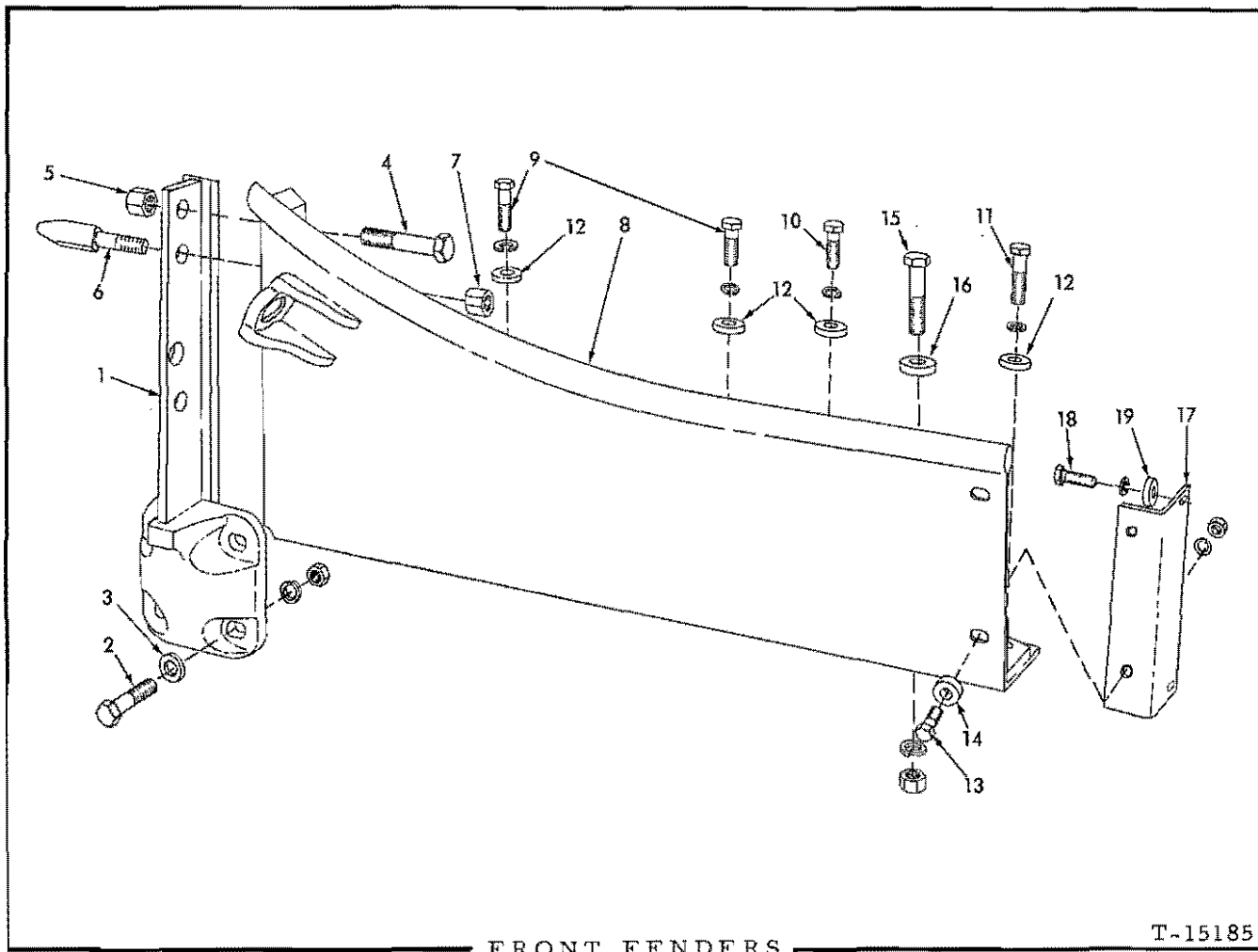
T-73641

RADIATOR SHELL

USAGE: Optional on Model HD16D for light-duty applications

ITEM	PART NO.	QTY.	DESCRIPTION
1	641800	1	GRILL, radiator protecting
2	641976	1	TOP, shell
3	035018	4	CAPSCREW, 1/2"NF x 1-1/2"
	064531	4	WASHER, plain
	904208	4	LOCKWASHER, 1/2"
	911043	4	NUT, 1/2"NF
4	642052	1	PLATE, shell side, left
	641994	1	PLATE, shell side, right
5	070285	4	CAPSCREW, 3/4"NF x 3"
	061689	4	WASHER, plain
	904369	4	LOCKWASHER, 3/4"
	911045	4	NUT, 3/4"NF
6	012586	8	CAPSCREW, 1"NF x 3-1/2"
	095951	8	WASHER, plain
	600236	8	NUT, high, 1"NF
7	641914	2	BRACKET, grill latching rod
8	012453	4	CAPSCREW, 3/4"NF x 2"
	061689	4	WASHER, plain
	904369	4	LOCKWASHER, 3/4"
	911045	4	NUT, 3/4"NF
9	642224	2	ROD, grill latching
	911045	2	NUT, 3/4"NF
10	642222	2	PIN, grill latching rod
	910302	2	PIN, cotter, 5/32" x 1-1/4"
11	642221	2	PIN, grill latching rod (plain hole)
12	641913	2	BRACKET, hinge, radiator grill
13	012453	4	CAPSCREW, 3/4"NF x 2"
	904369	4	LOCKWASHER, 3/4"
	911045	4	NUT, 3/4"NF
14	642392	2	CAPSCREW, 7/8"NF x 5"
	911046	2	NUT, 7/8"NF

NOTE: See PAINTING AND MARKING for transfer



FRONT FENDERS

T-15185

USAGE: Tractors equipped with Wrap-around Radiator Guards

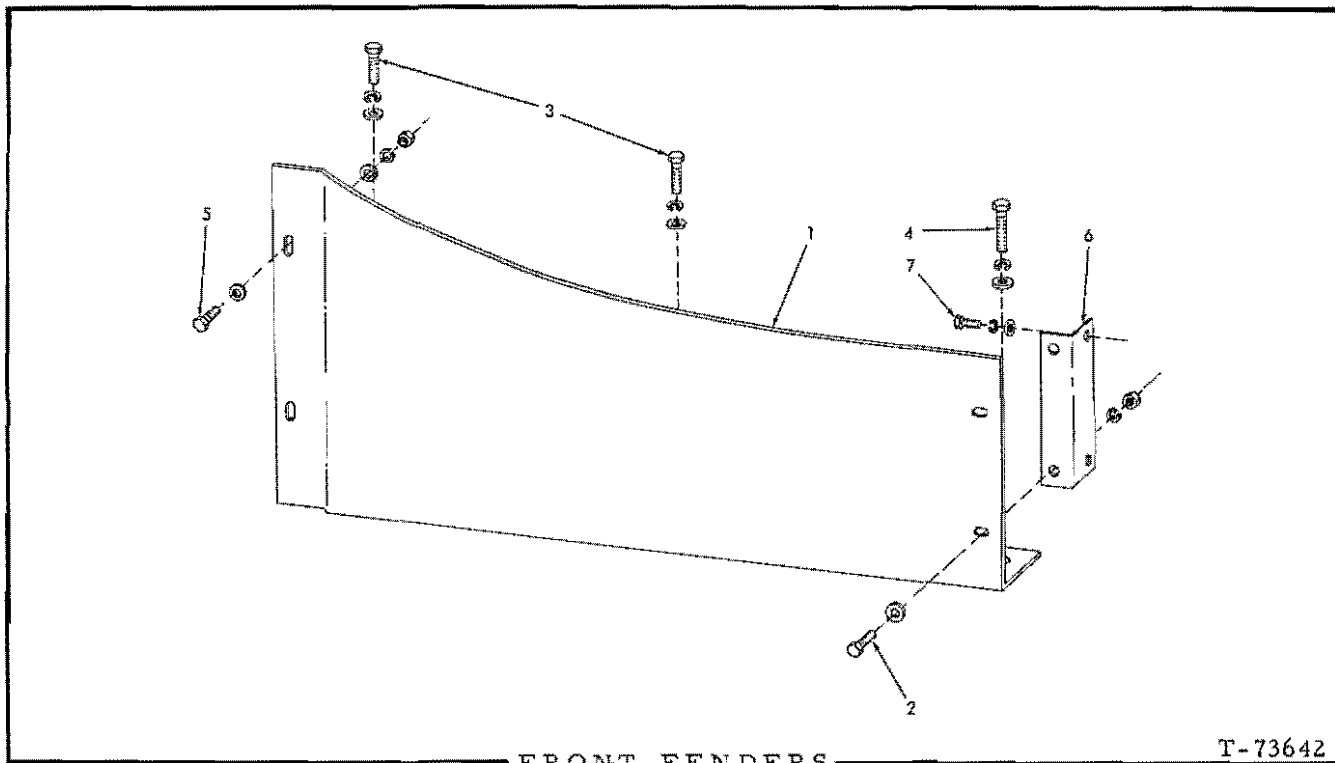
* Units with Standard Radiator Guard
 ** Units with Hydraulic or Cable Radiator Guards

ITEM	PART NO.	QTY.		DESCRIPTION
		*	**	
1	084773	2	2	BRACKET, fender attachment
2	052527	8	8	CAPSCREW, 3/4"NF x 3-1/2"
3	085957	8	8	WASHER, plain
	904369	8	8	LOCKWASHER, 3/4"
	911045	8	8	NUT, 3/4"NF
4	085026	4	4	CAPSCREW, fender attachment (7/8"NF x 4-1/2")
5	070400	4	4	NUT, high, 7/8"NF
6	-----	2	2	PIN, guide, radiator guard (Discontinued. Not needed)
7	012757	2	2	NUT, high, 3/4"NF

(Continued)

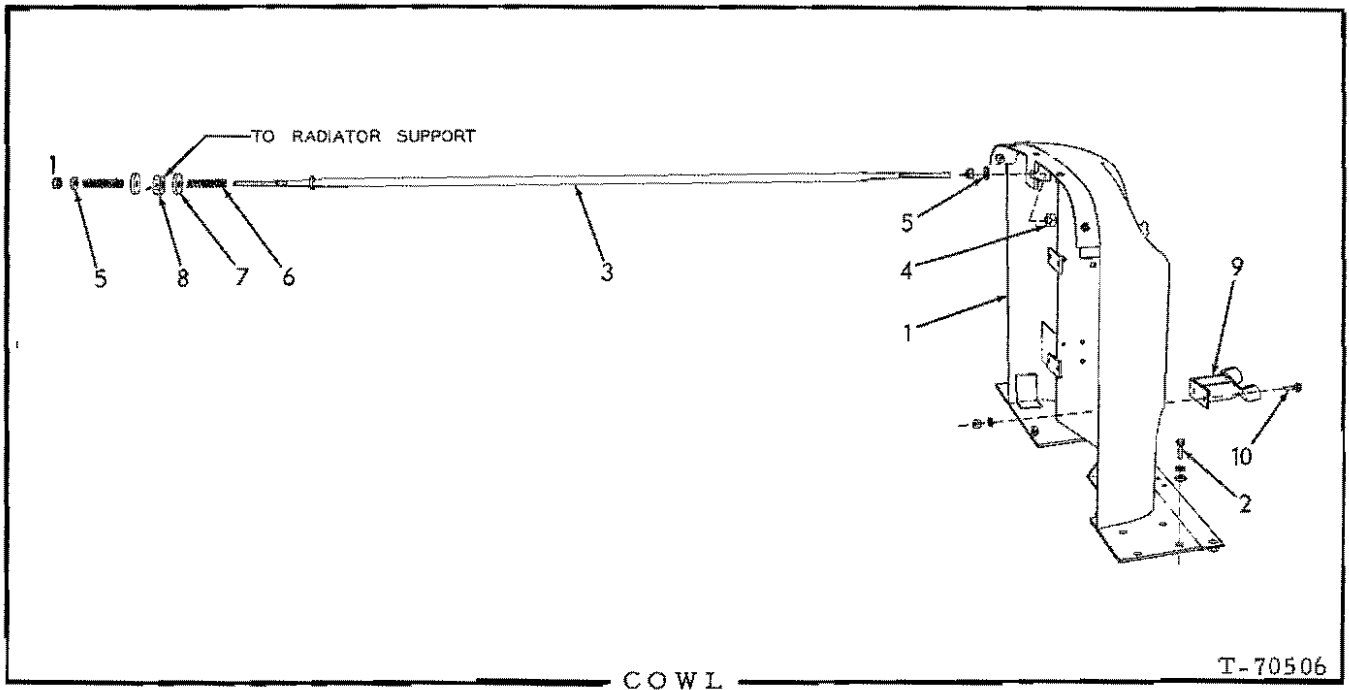
FRONT FENDERS (Continued)

ITEM	PART NO.	QTY.		DESCRIPTION
		*	**	
8	630115	1	-	FENDER, left side
	630116	1	-	FENDER, right side
	630117	-	1	FENDER, left side
	630118	-	1	FENDER, right side (For all tractors except those equipped with cable dozer using rear-mounted cable control unit)
	630119	-	1	FENDER, right side (For tractors equipped with cable dozer using rear-mounted cable control unit)
9	631795	6	6	CAPSCREW, Nylok, 5/8"NF x 1-3/4"
10	658574	2	2	CAPSCREW, Nylok, 5/8"NF x 2-3/4"
11	658573	2	2	CAPSCREW, Nylok, 5/8"NF x 3-1/2"
12	064810	10	10	WASHER, plain
	904209	10	10	LOCKWASHER, 5/8"
13	035073	4	4	CAPSCREW, 1/2"NF x 1-3/4"
14	064531	4	4	WASHER, plain
	904208	4	4	LOCKWASHER, 1/2"
	911043	4	4	NUT, 1/2"NF
15	658572	4	4	CAPSCREW, Nylok, 3/4"NF x 3-1/4"
16	061689	4	4	WASHER, plain
	904369	4	4	LOCKWASHER, 3/4"
	911045	4	4	NUT, 3/4"NF
17	632257	1	1	ANGLE, attachment, left fender
	632258	1	1	ANGLE, attachment, right fender
18	035067	4	4	CAPSCREW, 1/2"NF x 2" (Early units)
	921556	4	4	CAPSCREW, 1/2"NC x 2" (Late units)
	904208	4	4	LOCKWASHER, 1/2"
19	064531	4	4	WASHER, plain



USAGE: Model HD16D with optional Light-duty Radiator Shell

ITEM	PART NO.	QTY.	DESCRIPTION
1	641925	1	FENDER, left side
	641926	1	FENDER, right side
2	035073	4	CAPSCREW, 1/2"NF x 1-3/4"
	064531	4	WASHER, plain
	904208	4	LOCKWASHER, 1/2"
	911043	4	NUT, 1/2"NF
3	023465	4	CAPSCREW, 5/8"NF x 1-3/4"
4	070161	2	CAPSCREW, 5/8"NF x 2-3/4"
	904209	6	LOCKWASHER, 5/8"
	064810	6	WASHER, plain
5	012742	4	CAPSCREW, 3/4"NF x 2-1/4"
	061689	8	WASHER, plain
	904369	4	LOCKWASHER, 3/4"
	911045	4	NUT, 3/4"NF
6	648630	2	ANGLE, fender attachment
7	035067	4	CAPSCREW, 1/2"NF x 2"
	904208	4	LOCKWASHER, 1/2"
	064531	4	WASHER, plain

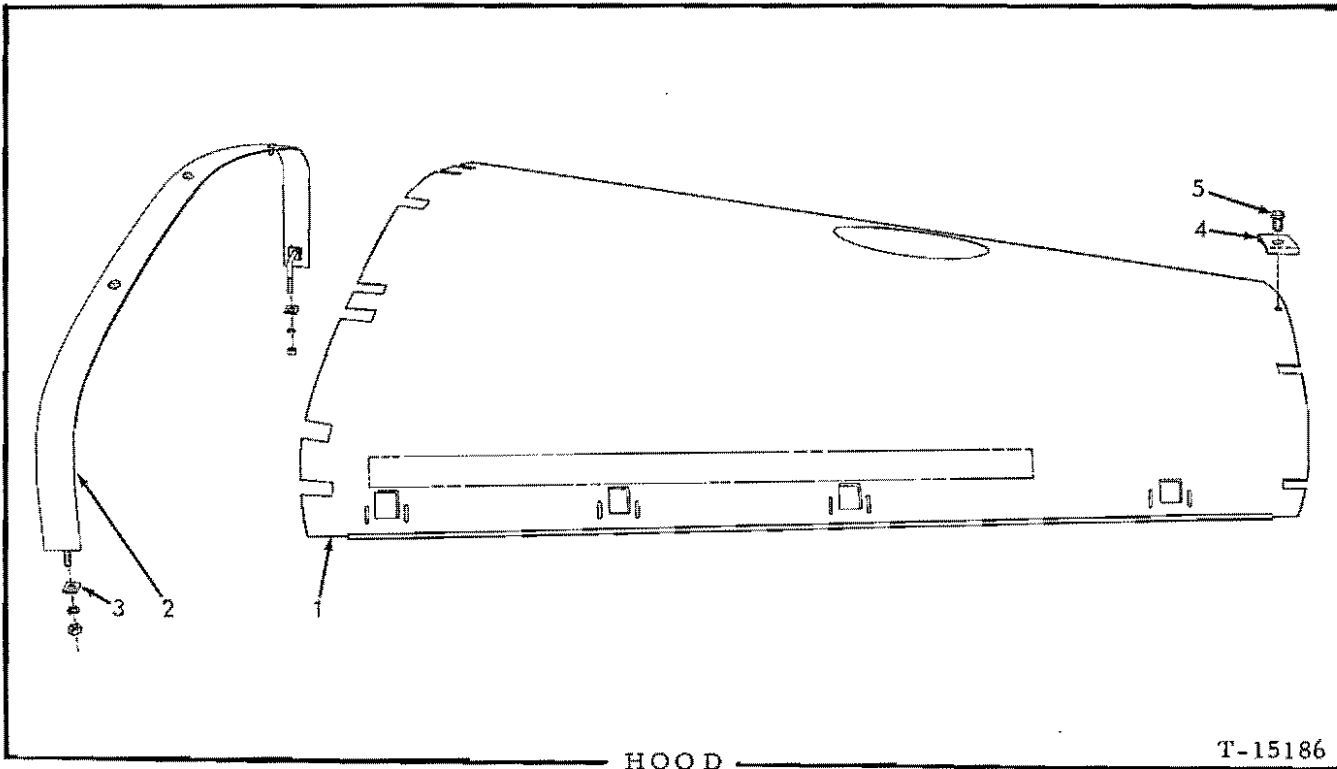


ITEM PART NO. QTY. DESCRIPTION

1	{	648970	1	COWL (Used prior to tractor #7437)
		650956	1	COWL (Effective with tractor #7437)
2	{	035018	8	CAPSCREW, 1/2"NF x 1-1/2" (Early units)
		035190	8	CAPSCREW, 1/2"NC x 1-1/2" (Late units)
		904208	8	LOCKWASHER, 1/2"
		064531	8	WASHER, plain
3		083838	1	ROD, cowl bracing
		911043	1	NUT, regular, 1/2"NF (rear end)
		910867	1	NUT, slotted, 1/2"NF (front end)
		900806	1	PIN, cotter, 1/8" x 1"
4		082884	1	NUT, shoulder, cowl bracing rod
5		064531	2	WASHER, cowl bracing rod (1-1/8"O. D.)
6		074960	2	SPRING, cowl bracing rod
7		092163	2	WASHER, cowl bracing rod (1-3/4"O. D.)
8		082885	1	NUT, cowl bracing rod
		915797	1	PIN, spring, 3/16" x 1-1/4"
9		633787	1	REST, right foot
10		070467	2	CAPSCREW, 1/2"NF x 1"
		904208	2	LOCKWASHER, 1/2"
		911043	2	NUT, 1/2"NF

Not used on Model HD16D with optional light-duty Radiator Shell

NOTE: See PAINTING AND MARKING for instruction plates and transfers

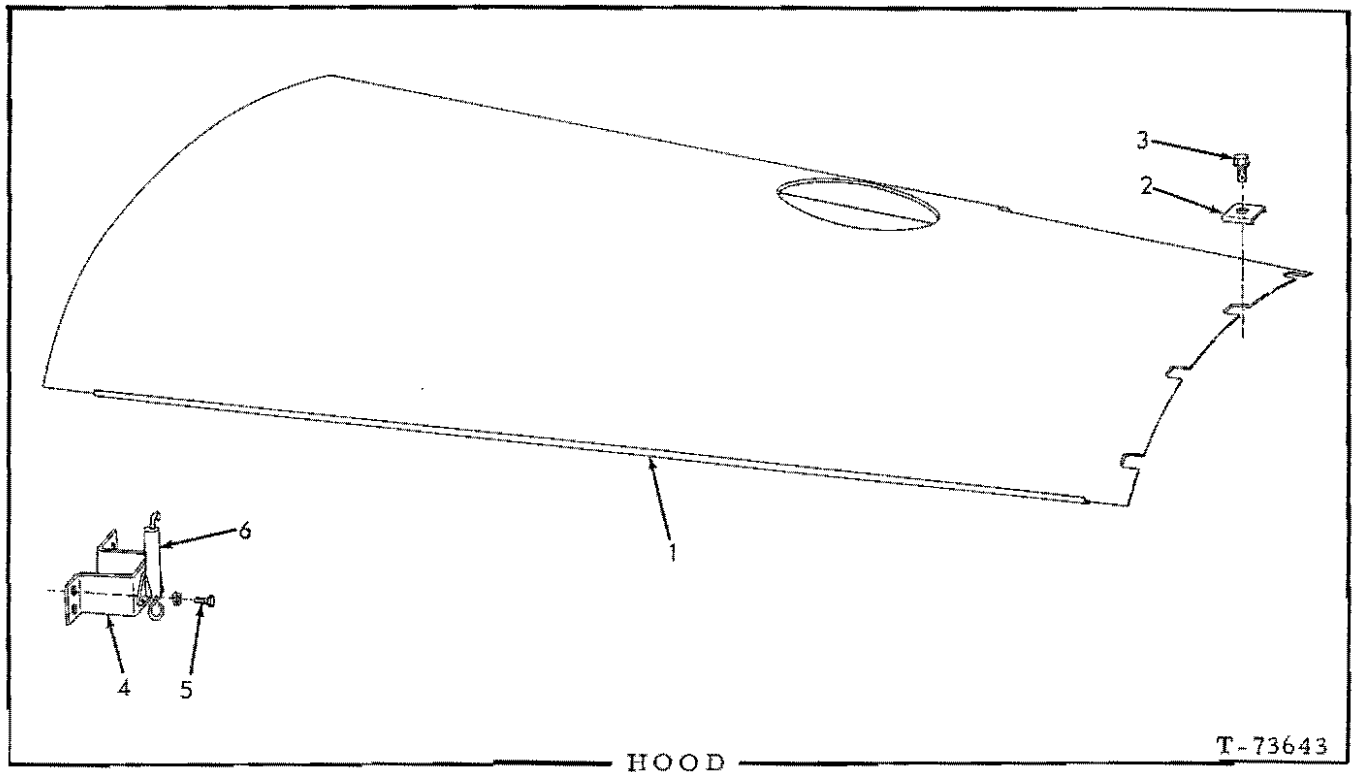


USAGE: Standard equipment. Not used with optional light-duty Radiator Shell

* Tractors prior to serial No. 7437
 ** Tractors serial No. 7437 and up

ITEM	PART NO.	QTY.		DESCRIPTION
		*	**	
1	630151	1	-	HOOD, engine
	650982	-	1	HOOD, engine (Standard)
	655189	-	1	HOOD, engine (Units with special air and exhaust extension stacks)
2	090870	1	1	STRAP, hold-down, front
	904206	2	2	LOCKWASHER, 3/8"
	911026	2	2	NUT, 3/8"NC
3	052505	2	2	BLOCK, front strap
4	624416	5	4	CLIP, hood retaining
5	623820	5	-	CAPSCREW, Nylok, 1/2"NF x 1" (Early units)
	648294	5	4	CAPSCREW, Nylok, 1/2"NC x 1" (Late units)

NOTE: See PAINTING AND MARKING for transfers

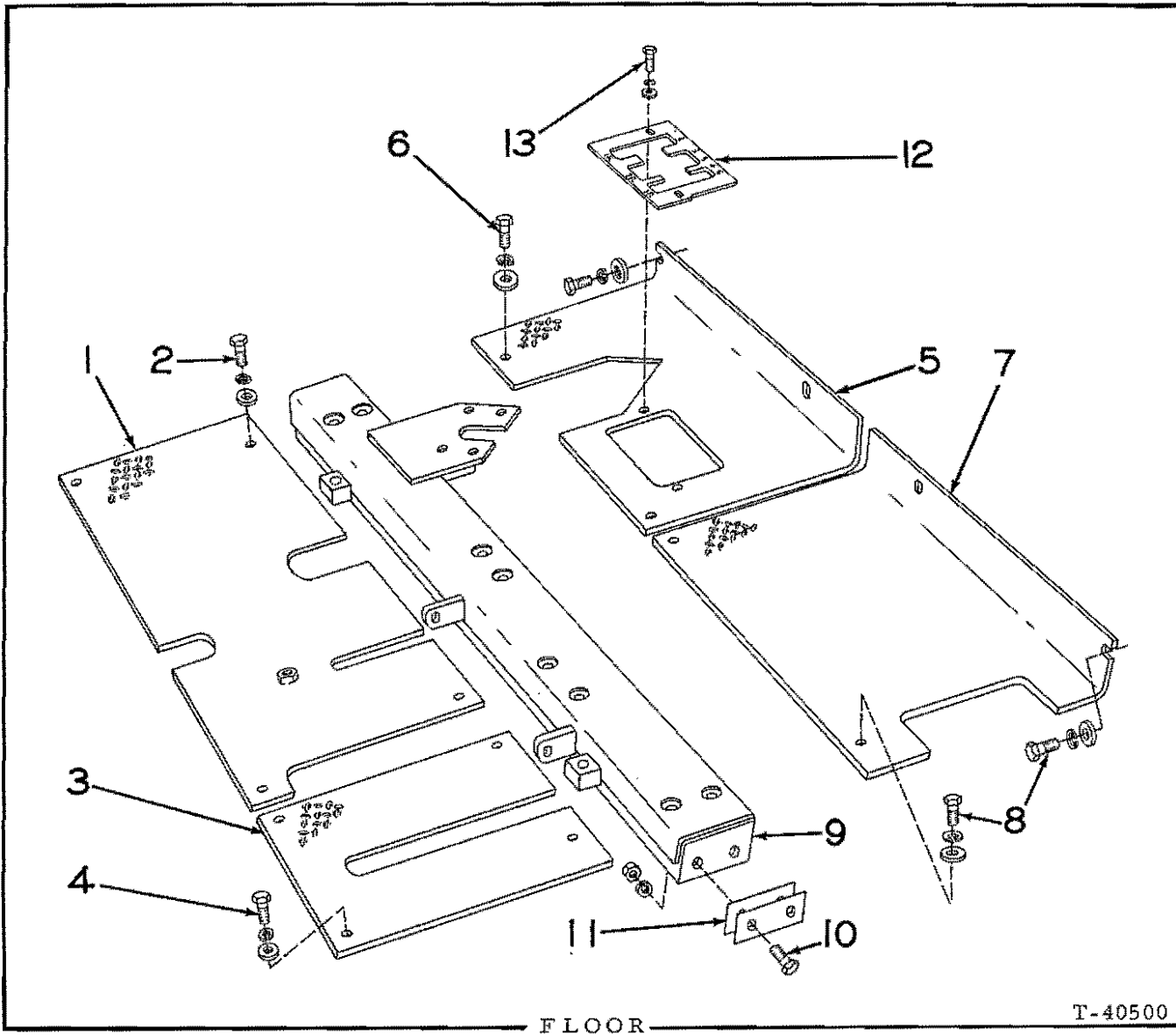


USAGE: Model HD16D with optional Light-duty Radiator Shell

* Tractors prior to serial No. 7437
 ** Tractors serial No. 7437 and up

ITEM	PART NO.	QTY.		DESCRIPTION
		*	**	
1	642159	1	-	HOOD, engine
	651079	-	1	HOOD, engine
2	624416	5	4	CLIP, hood retaining
3	623820	5	-	CAPSCREW, Nylok, 1/2"NF x 1" (Early units)
	648294	5	4	CAPSCREW, Nylok, 1/2"NC x 1" (Late units)
4	624426	2	2	FASTENER ASSEMBLY, hold-down (Includes item 6)
5	013058	8	8	CAPSCREW, 3/8"NC x 1-1/4"
	904206	8	8	LOCKWASHER, 3/8"
6	033060	2	2	FASTENER
	900764	6	6	RIVET, fl-hd., 3/16" x 1/2"

NOTE: See PAINTING AND MARKING for transfers



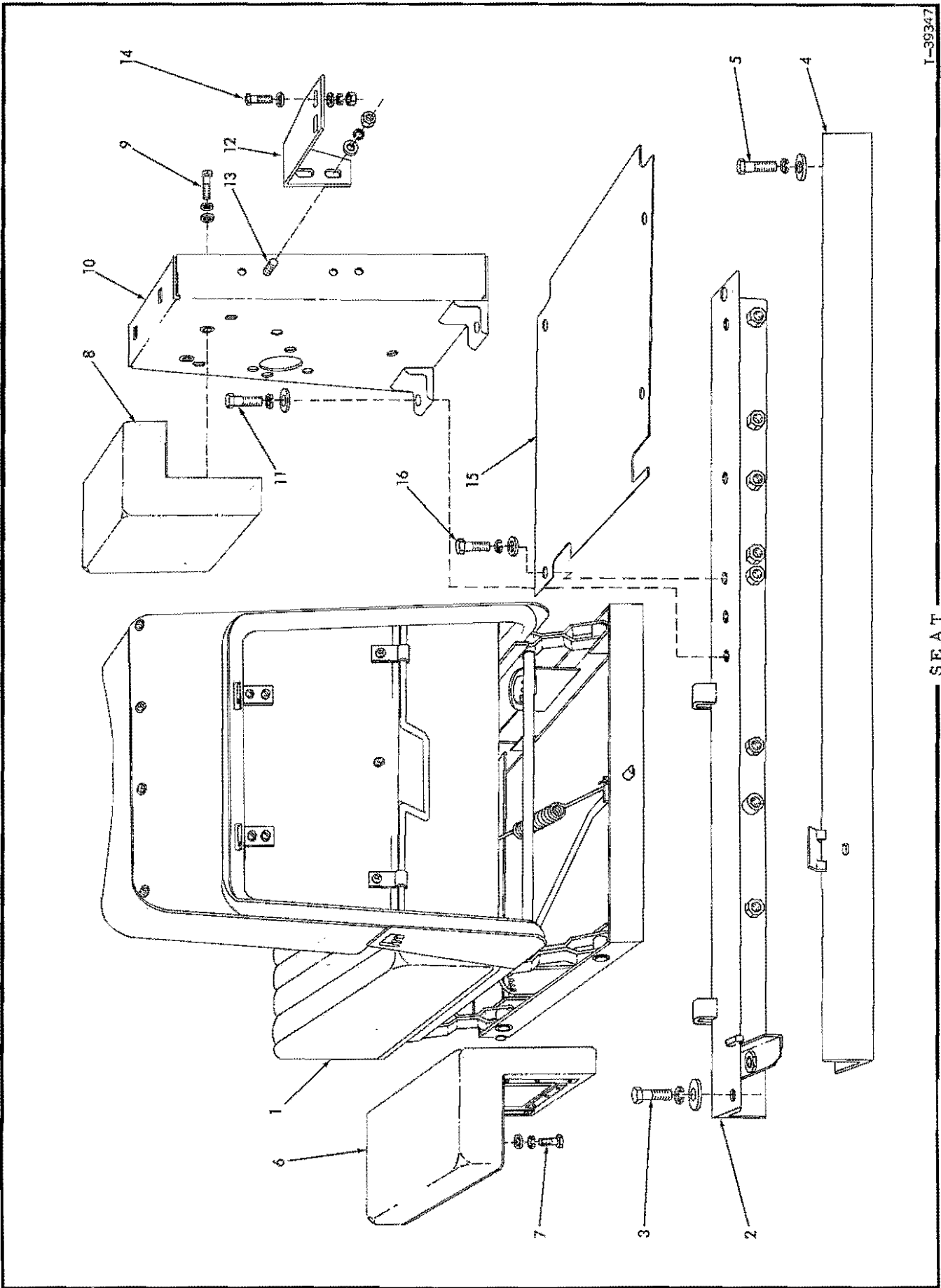
T-40500

ITEM	PART NO.	QTY.	DESCRIPTION
1	649131	1	PLATE, front section, right
2	035190	4	CAPSCREW, 1/2"NC x 1-1/2"
	904208	4	LOCKWASHER, 1/2"
	064531	4	WASHER, plain
3	630629	1	PLATE, front section, left
4	035190	4	CAPSCREW, 1/2"NC x 1-1/2"
	904208	4	LOCKWASHER, 1/2"
	064531	4	WASHER, plain
5	631142	1	PLATE, rear section, right (Model HD16D)
	631139	1	PLATE, rear section, right (Model HD16DC)
6	035190	4	CAPSCREW, 1/2"NC x 1-1/2"
	904208	4	LOCKWASHER, 1/2"
	092163	4	WASHER, plain

(Continued)

FLOOR (Continued)

ITEM	PART NO.	QTY.	DESCRIPTION
7	632502	1	PLATE, rear section, left
8	035190	4	CAPSCREW, 1/2"NC x 1-1/2"
	904208	4	LOCKWASHER, 1/2"
	092163	4	WASHER, plain
9	633262	1	CHANNEL, floor supporting (Not for tractors with Ripper)
	649226	1	CHANNEL, floor supporting (For tractors with TR16 Ripper)
	657639	1	CHANNEL, floor supporting (For tractors with 16R Ripper)
10	614478	4	CAPSCREW, 1/2"NF x 1-3/8"
	035190	4	CAPSCREW, 1/2"NC x 1-1/2" (Units with heavy-duty fenders)
	904208	4	LOCKWASHER, 1/2"
	911043	4	NUT, 1/2"NF (Not used with heavy-duty fenders)
11	087741	1	SHIM, channel spacing (1/32" thick. Use as req'd)
	087742	1	SHIM, channel spacing (1/8" thick. Use as req'd)
12	631147	1	PLATE, guide, gear shift lever (Model HD16D)
	632503	1	PLATE, guide, gear shift lever (Model HD16DC)
13	040382	2	CAPSCREW, 3/8"NC x 1-3/8"
	904206	2	LOCKWASHER, 3/8"
	044973	2	WASHER, plain

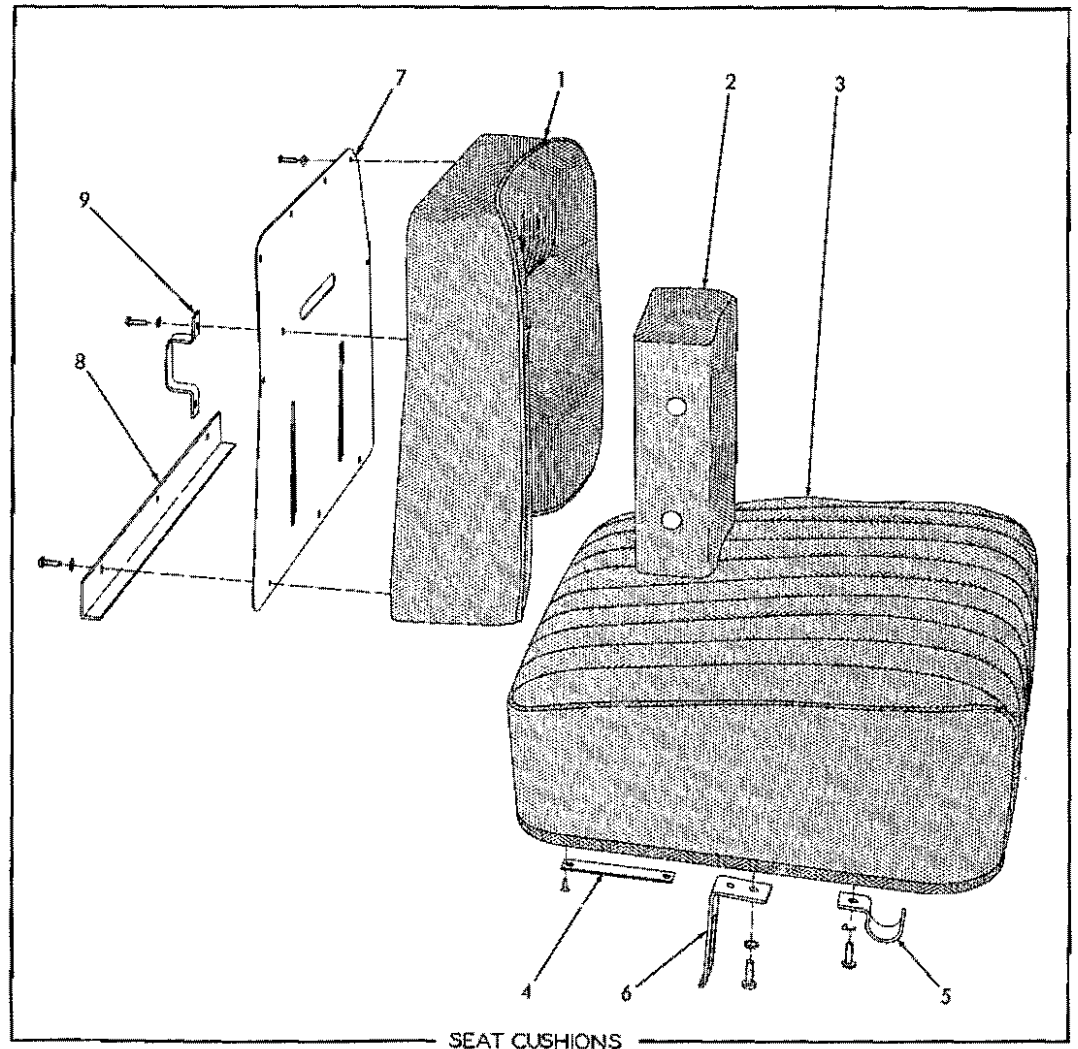
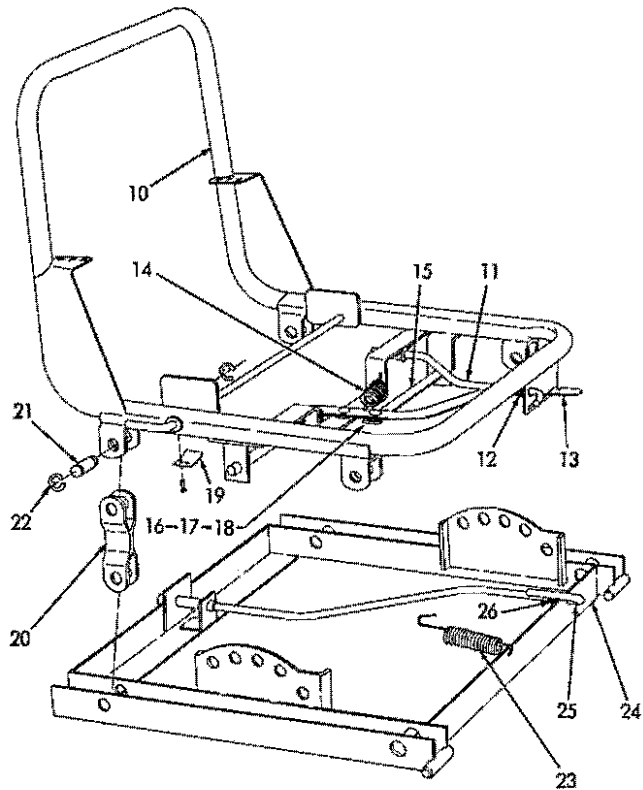


I-39347

SEAT

SEAT

ITEM	PART NO.	QTY.	DESCRIPTION
1	632053	1	SEAT ASSEMBLY (See page 269 for parts)(Used prior to September 1965. Order SEAT ASSEMBLY 649859)
	649859	1	SEAT ASSEMBLY (See page 271 for parts)(Effective September 1965)
2	649130	1	ANGLE, seat supporting, front
3	035073	2	CAPSCREW, 1/2"NF x 1-3/4"
	064531	2	WASHER, plain
	904208	2	LOCKWASHER, 1/2"
4	639818	1	ANGLE, seat supporting, rear
5	035073	2	CAPSCREW, 1/2"NF x 1-3/4"
	064531	2	WASHER, plain
	904208	2	LOCKWASHER, 1/2"
6	632179	1	CUSHION, arm rest, left side
7	919331	4	CAPSCREW, 3/8"NF x 1"
	916965	4	LOCKWASHER, 3/8"
	920743	4	WASHER, plain
			} Plated
8	632188	1	CUSHION, arm rest, right side
9	919331	4	CAPSCREW, 3/8"NF x 1"
	916965	4	LOCKWASHER, 3/8"
	920743	4	WASHER, plain
			} Plated
10	649115	1	SUPPORT, right arm rest cushion
11	035190	4	CAPSCREW, 1/2"NC x 1-1/2"
	904208	4	LOCKWASHER, 1/2"
	064531	4	WASHER, plain
12	632274	1	ANGLE, bracing, right arm rest support
13	036034	2	CAPSCREW, 3/8"NF x 1"
14	036039	2	CAPSCREW, 3/8"NF x 1-3/8"
	044973	6	WASHER, plain
	904206	4	LOCKWASHER, 3/8"
	911041	4	NUT, 3/8"NF
15	631404	1	PLATE, floor (Not used with special heavy-duty filters)
	633481	1	PLATE, floor (Used with special heavy-duty filters only)
16	035190	4	CAPSCREW, 1/2"NC x 1-1/2"
	904208	4	LOCKWASHER, 1/2"
	064531	4	WASHER, plain
17	657564	1	BELT, safety (Special equipment. Not illustrated)

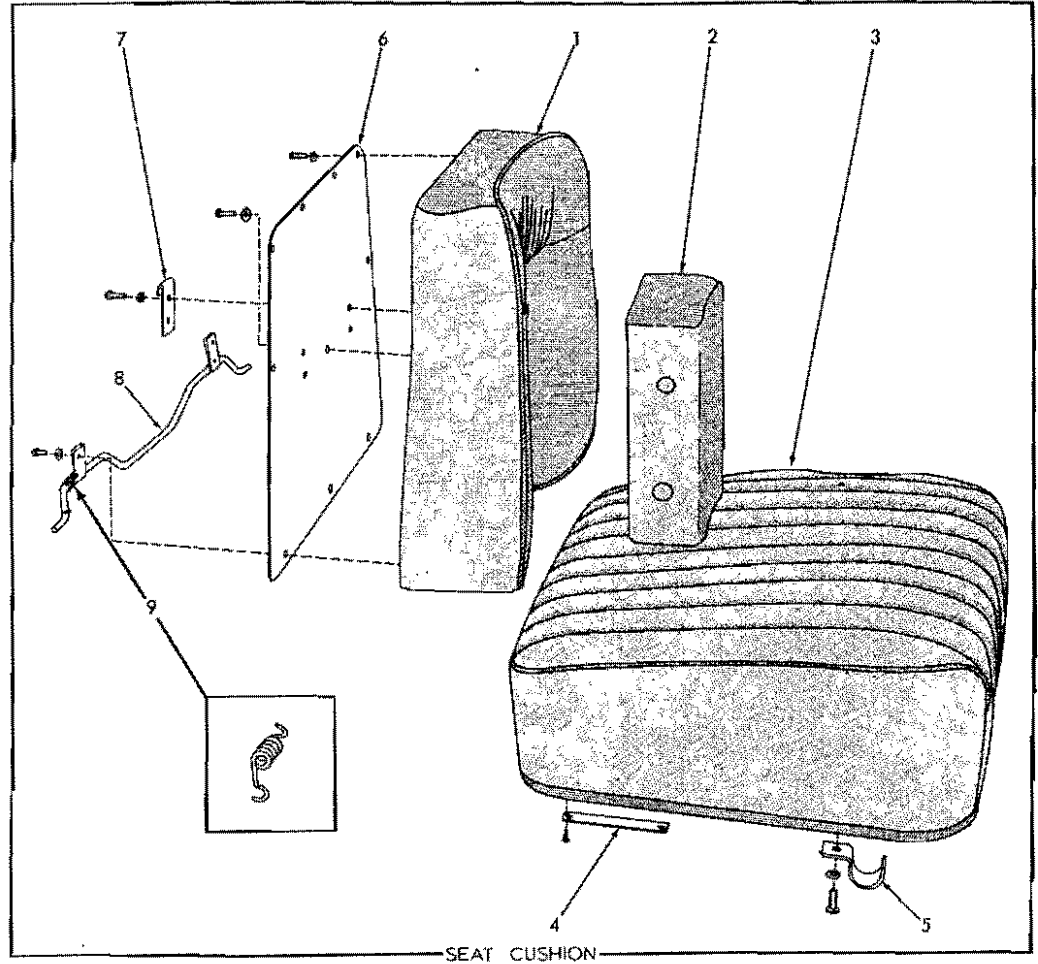
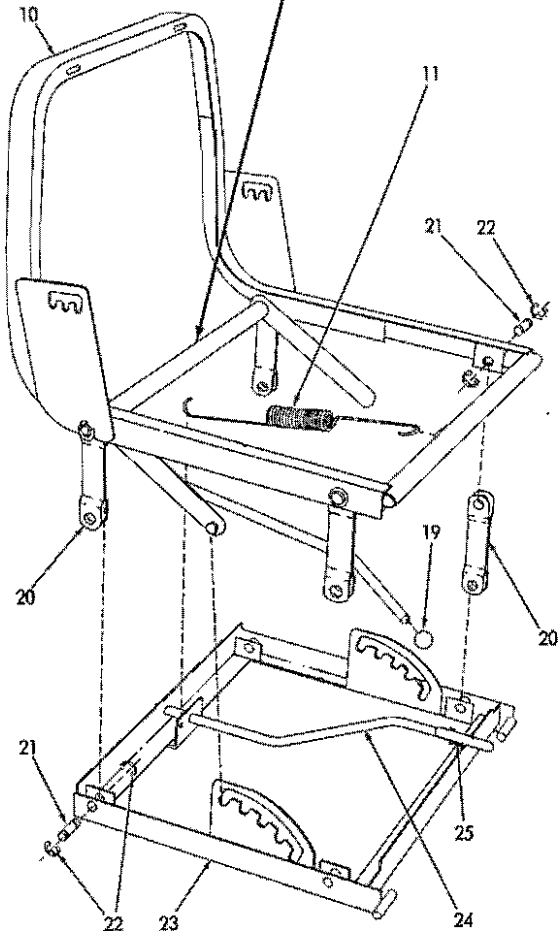
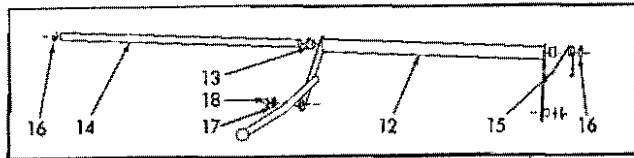


SEAT ASSEMBLY 632053

SEAT ASSEMBLY 632053

USAGE: See page 267

ITEM	PART NO.	QTY.	DESCRIPTION
1	638422	1	CUSHION, back (outside section)
	642499	1	COVER, slip, back cushion (Includes fastenings) (Not original equipment)
2	638421	1	CUSHION, back (center section)
	642498	1	COVER, slip, back cushion (Includes fastenings) (Not original equipment)
3	638420	1	CUSHION ASSEMBLY, seat (Includes item 4)
	642500	1	COVER, slip, seat cushion (Includes fastenings) (Not original equipment)
4	638431	2	PLATE, bearing, seat cushion
	-----	4	SCREW, wood, fl-hd., #8 x 1/2" (Procure locally)
5	638432	2	BRACKET, pivot, seat cushion
	916532	2	SCREW, machine, rd-hd., 1/4" NC x 3/4"
	914105	2	LOCKWASHER, ext-tooth, 1/4"
6	638369	1	STOP, seat cushion locking rod
	916532	2	SCREW, machine, rd-hd., 1/4" NC x 3/4"
	914105	2	LOCKWASHER, ext-tooth, 1/4"
7	638370	1	PLATE, reinforcing, back cushion
	916532	7	SCREW, machine, rd-hd., 1/4" NC x 3/4"
	914105	7	LOCKWASHER, ext-tooth, 1/4"
8	638427	1	SUPPORT, back cushion
	916532	3	SCREW, machine, rd-hd., 1/4" NC x 3/4"
	914105	3	LOCKWASHER, ext-tooth, 1/4"
9	638435	2	BRACKET, retaining, back cushion
	916532	4	SCREW, machine, rd-hd., 1/4" NC x 3/4"
	914105	4	LOCKWASHER, ext-tooth, 1/4"
10	638468	1	FRAME ASSEMBLY, seat (Includes items 11 thru 19)
11	638425	1	ROD, locking, seat cushion
	911115	2	WASHER, plain, SAE std., 3/8"
	900801	2	PIN, cotter, 3/32" x 3/4"
12	638429	1	SPRING, seat cushion locking rod
13	638363	1	STRAP, operating, seat position
14	638428	2	SPRING, seat position operating strap
15	638426	2	ROD, locking, seat position
16	638430	3	PIN, seat position locking rod
17	628001	3	WASHER, spacing, seat position rod
18	638354	3	WASHER, retaining, seat position rod pin
19	638433	1	SPRING, cushion height adjuster
	914197	2	SCREW, thd-cutting, rd-hd., #6 x 3/8"
20	638423	4	LINK, suspension, seat frame
21	638434	8	PIN, seat frame suspension link
22	638351	16	RING, locking, suspension link pin
23	638424	1	SPRING, retracting, seat frame
24	638371	1	FRAME ASSEMBLY, base (Includes items 25 and 26)
25	639975	1	ROD, seat release
	910335	1	WASHER, plain, SAE std., 5/16"
	900801	2	PIN, cotter, 3/32" x 3/4"
26	638429	1	SPRING, seat release rod

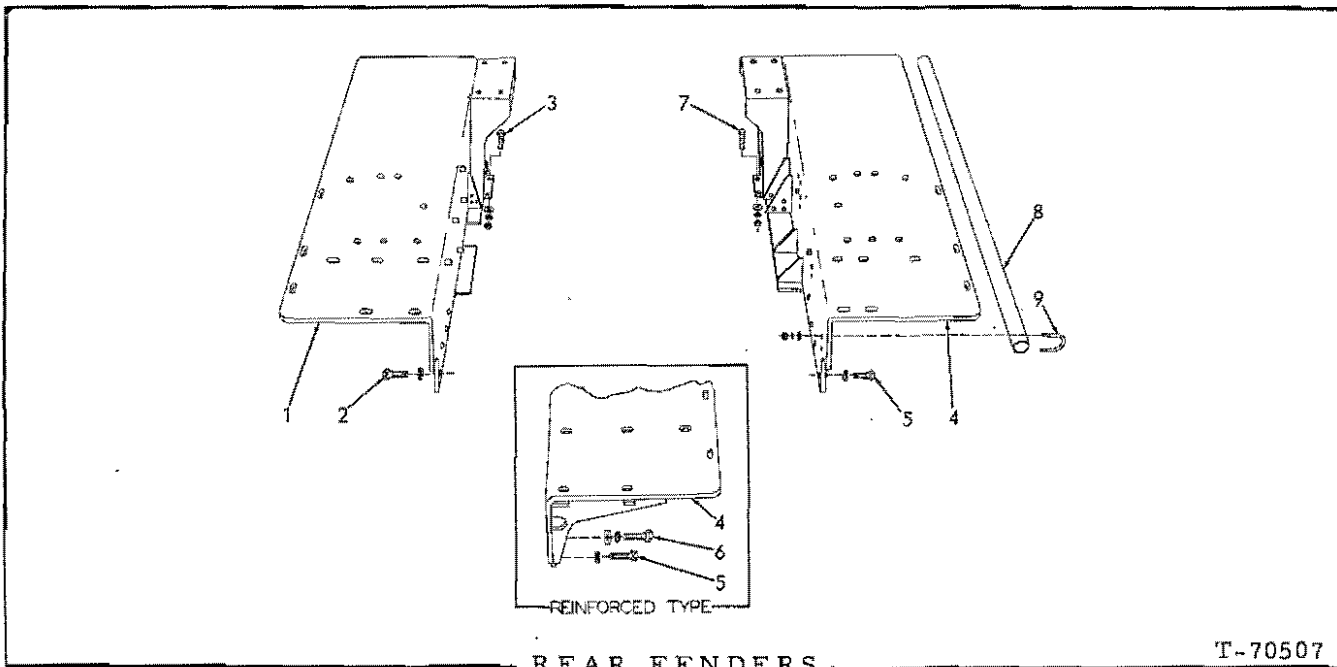


SEAT ASSEMBLY 649859

SEAT ASSEMBLY 649859

USAGE: See page 267

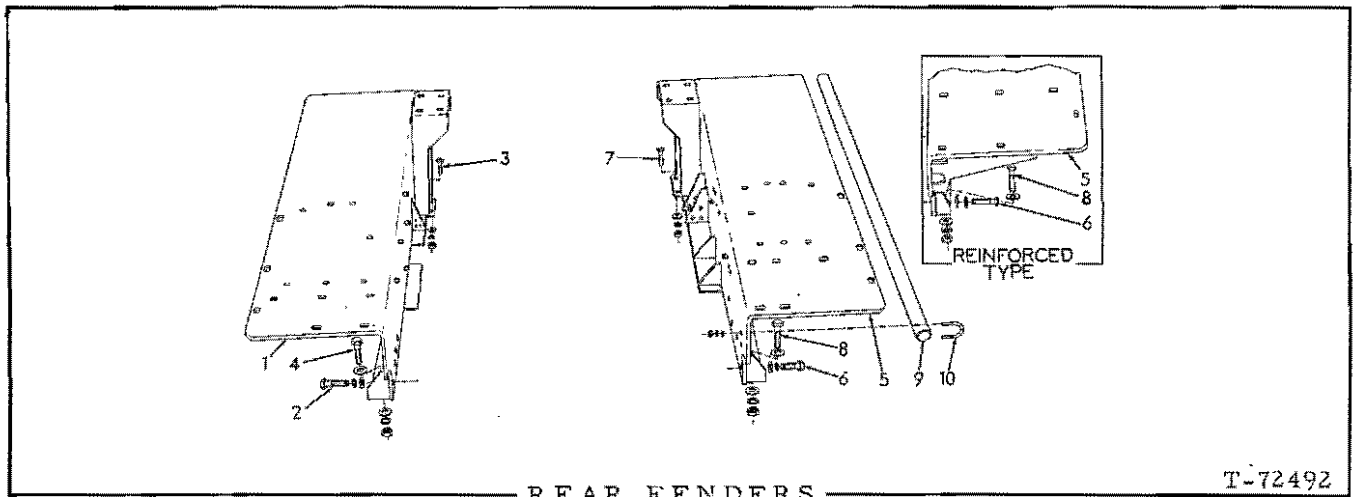
ITEM	PART NO.	QTY.	DESCRIPTION
1	638422	1	CUSHION, back (outside section)
	642499	1	COVER, slip, back cushion (Includes fastenings) (Not original equipment)
2	638421	1	CUSHION, back (center section)
	916532	2	SCREW, machine, rd-hd., 1/4"NC x 3/4"
	914105	2	LOCKWASHER, ext-tooth, 1/4"
	642498	1	COVER, slip, back cushion (Includes fastenings) (Not original equipment)
3	638420	1	CUSHION ASSEMBLY, seat (Includes item 4)
	642500	1	COVER, slip, seat cushion (Includes fastenings) (Not original equipment)
4	638431	2	PLATE, bearing, seat cushion
	-----	4	SCREW, wood, fl-hd., #8 x 1/2" (Procure locally)
5	638432	2	BRACKET, pivot, seat cushion
	916532	2	SCREW, machine, rd-hd., 1/4"NC x 3/4"
	914105	2	LOCKWASHER, ext-tooth, 1/4"
6	650143	1	PLATE, reinforcing, back cushion
	916532	8	SCREW, machine, rd-hd., 1/4"NC x 3/4"
	914105	8	LOCKWASHER, ext-tooth, 1/4"
7	650132	2	BRACKET, retaining, back cushion
	916532	4	SCREW, machine, rd-hd., 1/4"NC x 3/4"
	914105	4	LOCKWASHER, ext-tooth, 1/4"
8	650141	1	ROD ASSEMBLY, back cushion adjustment (Includes mounting clips)
	916532	2	SCREW, machine, rd-hd., 1/4"NC x 3/4"
	914105	2	LOCKWASHER, ext-tooth, 1/4"
9	650137	1	SPRING, back cushion adjustment rod
10	650144	1	FRAME, seat
11	650138	1	SPRING, retracting, seat frame
12	650142	1	LATCH, seat adjustment
13	650146	2	BEARING, seat adjustment latch
14	650136	1	SHAFT, seat adjustment latch
15	650135	1	SPRING, seat adjustment latch
16	638351	2	RING, snap, seat adjustment latch shaft
17	188436	2	WASHER, seat adjustment latch
18	650147	2	RING, snap, seat adjustment latch
19	650133	1	KNOB, seat adjustment latch
20	650139	4	LINK, suspension, seat frame
21	650131	6	PIN, seat frame suspension link
22	638351	12	RING, snap, suspension link pin
23	650145	1	FRAME ASSEMBLY, base (Includes items 24 and 25)
24	650140	1	ROD, seat release
	188436	1	WASHER, plain
	924169	2	PIN, groove, 1/8" x 1"
25	650134	1	SPRING, seat release rod



USAGE: Tractors prior to serial No. 7753

* Standard equipment
 ** Special equipment. Reinforced type for logging tractors

ITEM	PART NO.	QTY.		DESCRIPTION
		*	**	
1	629531	1	-	FENDER, left
	632391	-	1	FENDER, left
2	648716	4	2	CAPSCREW, Nylok, 3/4"NF x 1-3/4"
	012742	-	2	CAPSCREW, 3/4"NF x 2-1/4"
	904369	4	4	LOCKWASHER, 3/4"
	064810	-	2	WASHER, plain
3	042430	2	2	CAPSCREW, 1/2"NF x 3-1/2"
	064531	2	2	WASHER, plain
	904208	2	2	LOCKWASHER, 1/2"
	911043	2	2	NUT, 1/2"NF
4	649120	1	-	FENDER, right
	632414	-	1	FENDER, right
5	648716	4	2	CAPSCREW, Nylok, 3/4"NF x 1-3/4"
6	012742	-	2	CAPSCREW, 3/4"NF x 2-1/4"
	904369	4	4	LOCKWASHER, 3/4"
	064810	-	2	WASHER, plain
	042430	2	2	CAPSCREW, 1/2"NF x 3-1/2"
7	064531	2	2	WASHER, plain
	904208	2	2	LOCKWASHER, 1/2"
	911043	2	2	NUT, 1/2"NF
	638981	1	-	PIPE, cable conducting (For tractors equipped with cable dozer using rear-mounted control unit)
9	641474	4	-	U-BOLT, supporting, cable conducting pipe
	911041	8	-	NUT, 3/8"NF
	904206	8	-	LOCKWASHER, 3/8"
	911115	8	-	WASHER, plain, SAE std., 3/8"



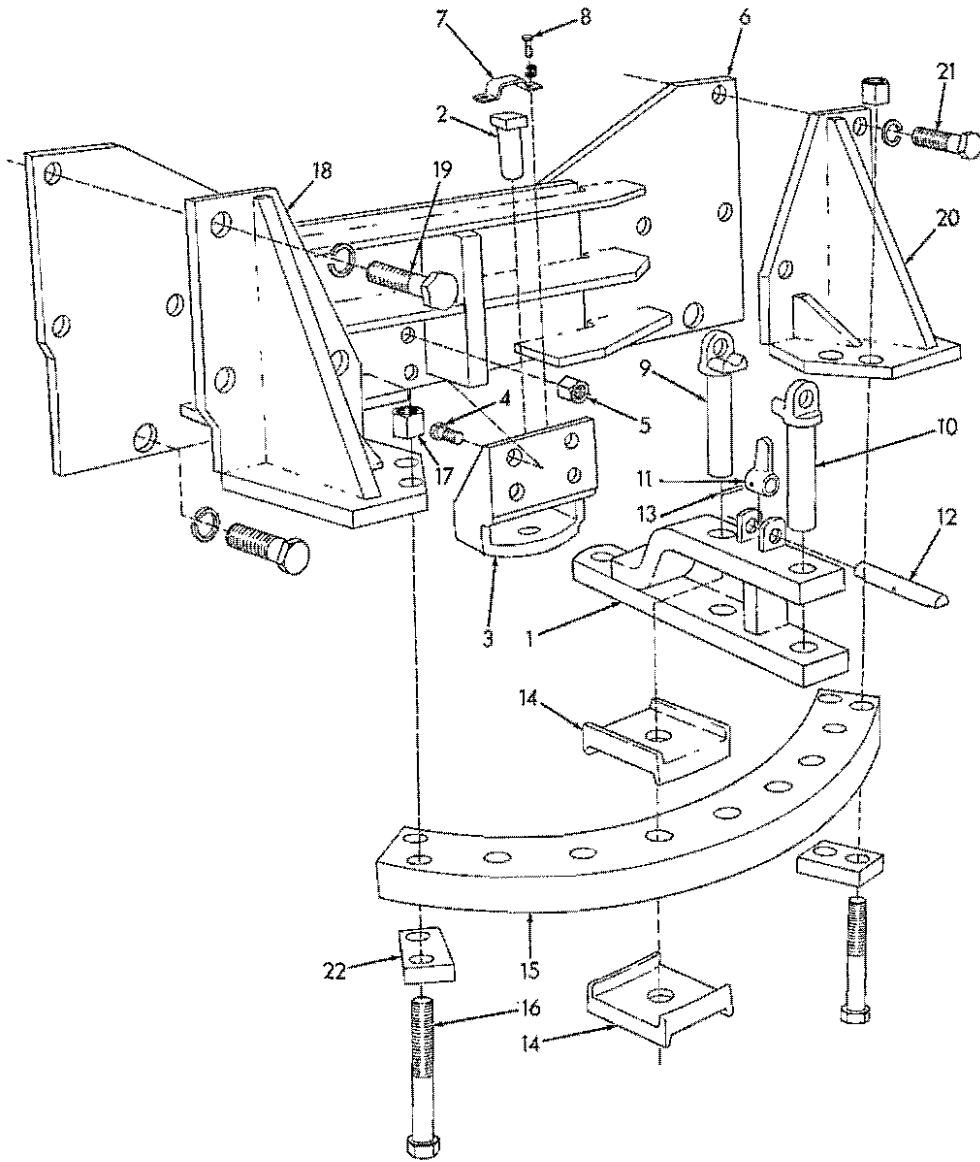
REAR FENDERS

T-72492

USAGE: Tractors serial No. 7753 and up

* Standard equipment
 ** Special equipment. Reinforced type for logging tractors.

ITEM	PART NO.	QTY.	DESCRIPTION
1	654479	1 -	FENDER, left
	654483	- 1	FENDER, left
2	648717	2 2	CAPSCREW, Nylok, 3/4"NF x 2-1/4"
	904369	2 2	LOCKWASHER, 3/4"
	061689	2 2	WASHER, plain
3	042430	2 2	CAPSCREW, 1/2"NF x 3-1/2"
	064531	2 2	WASHER, plain
	904208	2 2	LOCKWASHER, 1/2"
	911043	2 2	NUT, 1/2"NF
4	023618	3 3	CAPSCREW, 5/8"NF x 2-1/2"
	064810	6 6	WASHER, plain
	904209	3 3	LOCKWASHER, 5/8"
	911044	3 3	NUT, 5/8"NF
5	654480	1 -	FENDER, right (Tractors prior to #8145)
	657636	1 -	FENDER, right (Tractors #8145 and up. Required to install Model 16R Ripper)
	654484	- 1	FENDER, right
6	648717	2 2	CAPSCREW, Nylok, 3/4"NF x 2-1/4"
	904369	2 2	LOCKWASHER, 3/4"
	061689	2 2	WASHER, plain
7	042430	2 2	CAPSCREW, 1/2"NF x 3-1/2"
	064531	2 2	WASHER, plain
	904208	2 2	LOCKWASHER, 1/2"
	911043	2 2	NUT, 1/2"NF
8	023618	3 3	CAPSCREW, 5/8"NF x 2-1/2"
	064810	6 6	WASHER, plain
	904209	3 3	LOCKWASHER, 5/8"
	911044	3 3	NUT, 5/8"NF
9	638981	1 -	PIPE, cable conducting (For tractors equipped with cable dozer using rear-mounted control unit)
10	641474	4 -	U-BOLT, supporting, cable conducting pipe
	911041	8 -	NUT, 3/8"NF
	904206	8 -	LOCKWASHER, 3/8"
	911115	8 -	WASHER, plain, SAE std., 3/8"



DRAWBAR (Swing-type)

T-70514

USAGE: Special equipment

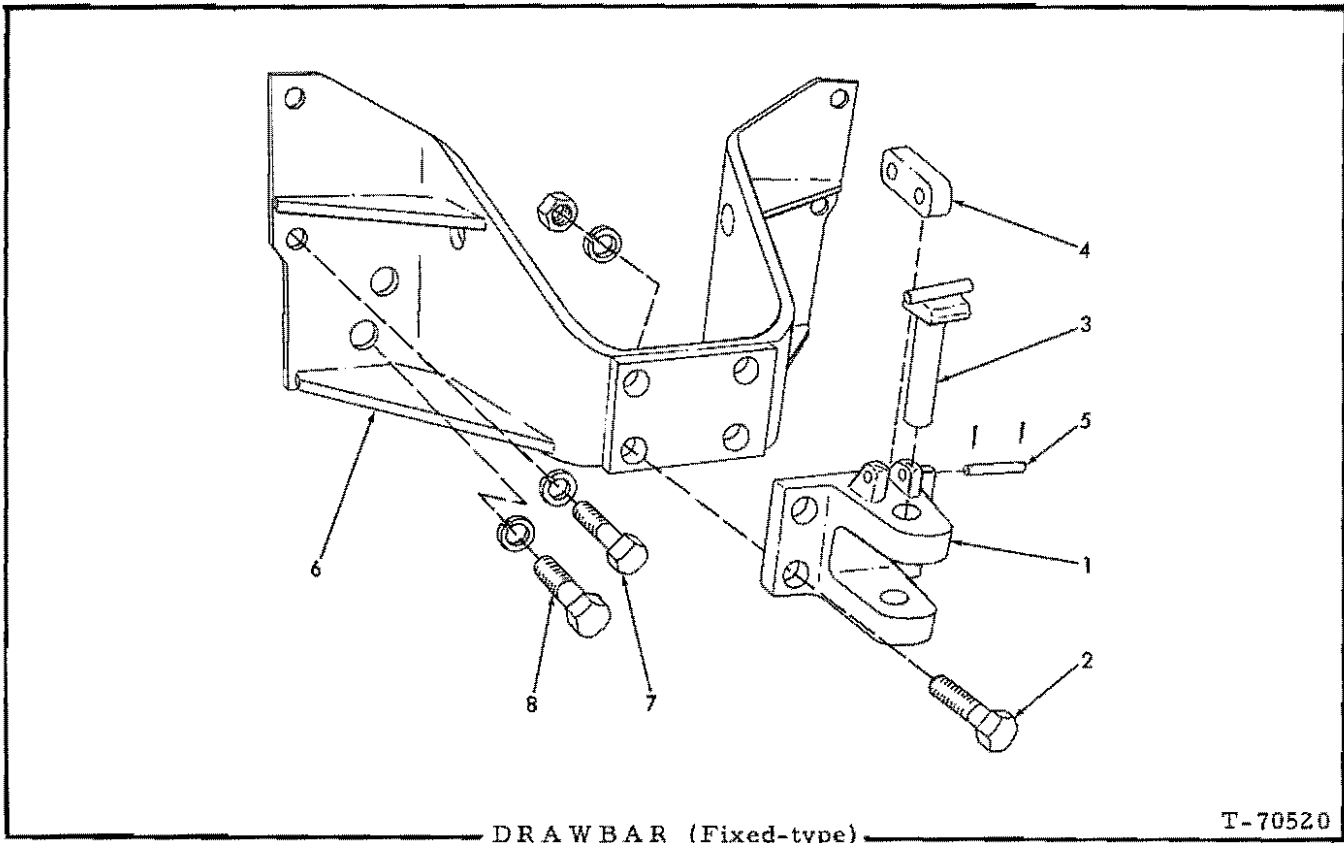
* Used prior to June 15, 1965
 ** Effective June 15, 1965

ITEM	PART NO.	QTY.		DESCRIPTION
		*	**	
1	643844	1	1	DRAWBAR
2	080669	1	1	PIN, hinge
3	059017	1	1	BRACKET, hinge pin (Requires welding to install on later units)
4	012586	4	-	CAPSCREW, 1"NF x 3-1/2"
5	600236	4	-	NUT, high, 1"NF

(Continued)

DRAWBAR (Swing-type)(Continued)

ITEM	PART NO.	QTY.		DESCRIPTION
		*	**	
6	643868	1	1	BRACKET, rear (Includes item 3)
	625383	2	2	CAPSCREW, 1-1/2"NF x 4"
	913077	2	2	LOCKWASHER, 1-1/2"
7	050447	1	1	PLATE, hinge pin retaining
8	070469	2	2	CAPSCREW, 1/2"NF x 1-1/4"
	904208	2	2	LOCKWASHER, 1/2"
	910244	2	2	WASHER, plain, SAE std., 1/2"
9	059010	1	1	PIN, drawbar locking
10	059007	1	1	PIN, drawbar coupling
11	051352	1	1	ARM, locking, drawbar pins
12	078866	1	1	SHAFT, drawbar pin locking arm
13	915504	1	1	PIN, spring, 5/16" x 1-3/4"
14	643832	2	2	SHOE, wear
15	643882	1	-	PLATE, supporting
	648996	-	1	PLATE, supporting
16	625970	4	-	CAPSCREW, 1"NF x 6"
	648954	-	4	CAPSCREW, 1-1/4"NF x 7-1/2"
17	600236	4	-	NUT, high, 1"NF
	028847	-	4	NUT, high, 1-1/4"NF
18	644415	1	-	BRACKET, supporting plate, left
	648997	-	1	BRACKET, supporting plate, left
19	053251	3	3	CAPSCREW, 1-1/4"NF x 4-1/2"
	904210	3	3	LOCKWASHER, 1-1/4"
20	644416	1	-	BRACKET, supporting plate, right
	648998	-	1	BRACKET, supporting plate, right
21	053251	3	3	CAPSCREW, 1-1/4"NF x 4-1/2"
	904210	3	3	LOCKWASHER, 1-1/4"
22	648943	-	2	BLOCK, drawbar stop



USAGE: Standard equipment

ITEM PART NO. QTY. DESCRIPTION

NOTE: Cannot be used with special Rear Pusher or Ripper

1	633729	1	BRACKET, coupling
2	633733	4	CAPSCREW, 1-1/2"NF x 5-1/2" (Tractors prior to #7135)
	098970	4	CAPSCREW, 1-1/2"NF x 6" (Tractors #7135 and up)
	913077	4	LOCKWASHER, 1-1/2"
	916555	4	NUT, 1-1/2"NF
3	633730	1	PIN, drawbar
4	629697	1	BLOCK, retaining, drawbar pin
5	629698	1	PIN, retaining block
	900806	2	PIN, cotter, 1/8" x 1"
6	633720	1	BRACKET, supporting
7	648338	4	CAPSCREW, 1-1/4"NF x 3-1/2"
	904210	4	LOCKWASHER, 1-1/4"
8	625383	4	CAPSCREW, 1-1/2"NF x 4"
	913077	4	LOCKWASHER, 1-1/2"

MEMO

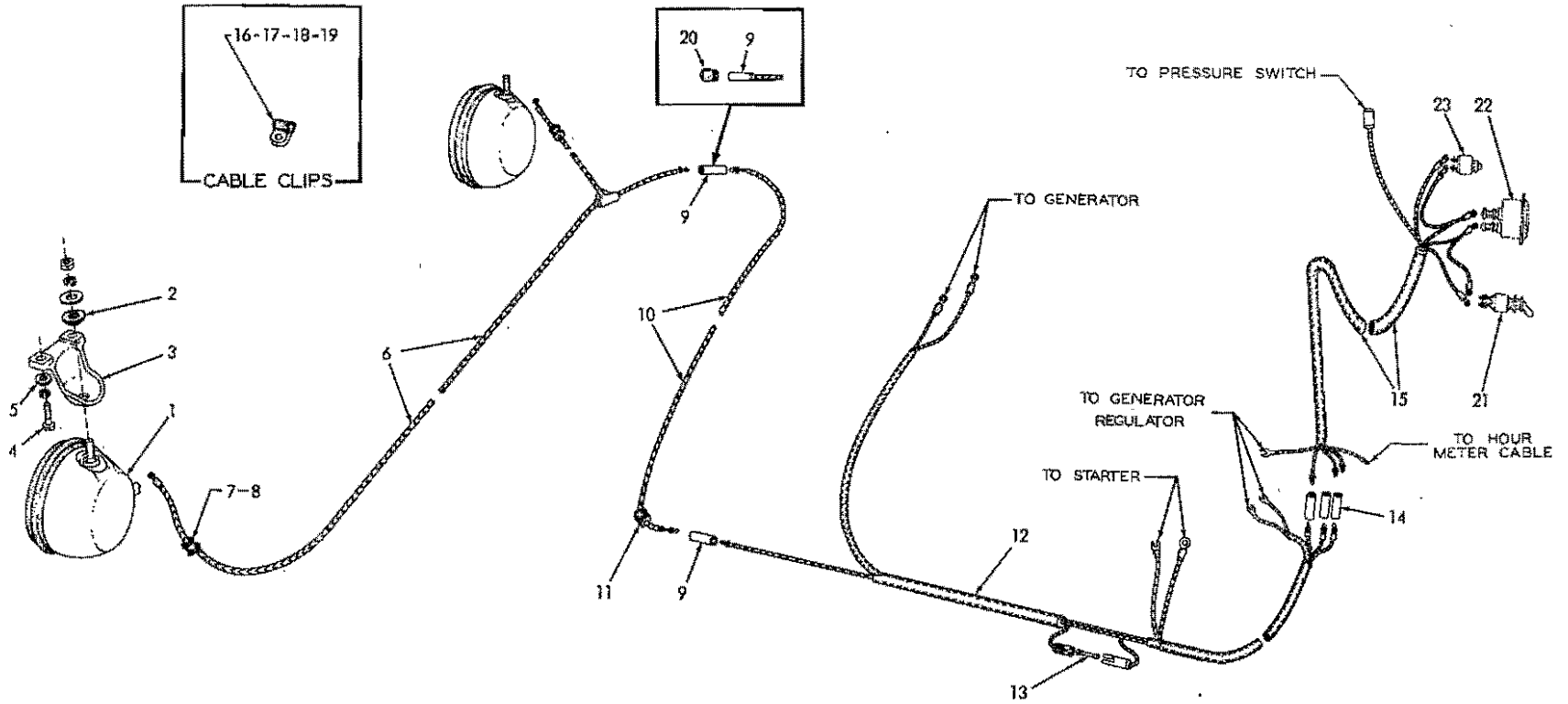
PAINTING AND MARKING
(Not Illustrated)

ITEM	PART NO.	QTY.	DESCRIPTION
			<u>NOTE:</u> Approximately 5-1/2 gallons paint required for spraying
1	0925109-1	-	ENAMEL, A-C yellow, quart can
2	0925110-9	-	ENAMEL, A-C yellow, gallon can
3	0925108-3	-	ENAMEL, A-C yellow, 12 oz. pressurized spray-type can
			<u>NOTE:</u> All plates and transfers listed below are English language printings unless otherwise indicated.
4	0633992-3	1	PLATE, lubrication and service guide (7" x 10", attached to front of right battery box)(Model HD16D only)(Tractors prior to #8917)
	0673819-9	1	PLATE, lubrication and service guide (7" x 10", attached to front of right battery box)(Model HD16D only)(Tractors #8917 and up)
	0634023-6	1	PLATE, lubrication and service guide (multi-language, 7" x 12-7/8". Attached to front of right battery box)(Model HD16D only)(Tractors prior to #8917)
	0674050-0	1	PLATE, lubrication and service guide(multi-language, 7" x 12-7/8". Attached to front of right battery box)(Model HD16D only)(Tractors #8917 and up)
	0633747-1	1	PLATE, lubrication and service guide (7" x 10". Attached to front of right battery box)(Model HD16DC only)
	0634022-8	1	PLATE, lubrication and service guide (multi-language, 7" x 12-7/8". Attached to front of right battery box)(Model HD16DC only)
	0034076-0	4	SCREW, thd.-cutting, cross-recessed-hd., #8 x 1/2" (2 additional required for multi-language plates)
5	0621357-3	1	TRANSFER, lubrication certification (3-7/8" x 6-3/4")(Applied to left battery box)
6	0059698-1	1	PLATE, gear shift position (2-5/8" x 3-1/2". Attached to dash)(Model HD16D only)
	0077888-6	1	PLATE, gear shift position (2-5/8" x 3-1/2". Attached to dash)(Model HD16DC only)
	0034076-0	4	SCREW, thd-cutting, cross-recessed-hd., #8 x 1/2"
7	0669933-4	1	TRANSFER, instruction, coolant filter (2-3/8" x 3-1/2")(Applied to filter)
8	0666497-3	1	TRANSFER, instruction, engine operation (2-1/4" x 4-1/2") (Applied to dash)
9	0629205-6	1	TRANSFER, warning, power steering and brakes (1-3/4" x 3-1/2") (Applied to dash)
10	0645660-4	1	TRANSFER, instruction, engine clutch adjustment (2-3/4" x 4". Applied to clutch inspection cover)(Model HD16D only)
	0639967-9	1	TRANSFER, instruction, engine clutch adjustment (2-3/4" x 4". Applied to dash)(Model HD16DC only)
11	0644616-5	1	TRANSFER, instruction, 1st stage fuel filter (1-3/4" x 2-1/4") (Applied to filter)
12	0644619-9	1	TRANSFER, instruction, 2nd stage fuel filter (1-3/4" x 2-1/4") (Applied to filter)
13	0621343-3	2	TRANSFER, instruction, oil filter (2-5/16" x 3-1/4")(Applied to engine oil filter)

(Continued)

PAINTING AND MARKING (Continued)

ITEM	PART NO.	QTY.	DESCRIPTION	
14	621399	1	TRANSFER, warning, special heavy-duty oil filter (Includes Portuguese translation, 2" x 10")(Applied to filter)	
	621400	1	TRANSFER, warning, special heavy-duty oil filter (French and Spanish translations, 2" x 10")(Applied to filter)	
15	632226	2	TRANSFER, instruction, steering pressure line oil filter(1-3/4" x 2-1/4")(Applied to filters)	
16	621342	1	TRANSFER, instruction, engine primer (1-3/4" x 6")(Applied to dash)	
17	633384	1	TRANSFER, instruction, air heater operation (2" x 6")(Applied to dash)	
18	641128	1	TRANSFER, instruction, air cleaner (4" x 4")(Applied to dash)	
19	651894	1	TRANSFER, instruction, air cleaner cartridge replacement (1-5/16" x 2-7/16")(Applied to air restriction indicator)	
20	924550	2	TRANSFER, "ALLIS-CHALMERS" (1-7/8" x 30")(Applied to sides of hood)	
21	924548	2	TRANSFER, "ALLIS-CHALMERS" (1-1/4" x 20")(Applied to sides of battery boxes)	
22	924551	1	TRANSFER, "ALLIS-CHALMERS" (2-3/16" x 36")(Applied to front of radiator guards)	
23	924554	1	TRANSFER, "ALLIS-CHALMERS" (3-1/16" x 50")(Applied to rear of fuel tank)	
24	924320	1	TRANSFER, trademark (6-3/4", black and orange)	} Applied to rear of fuel tank
	924541	1	TRANSFER, trademark (6-3/4", white)(Optional)	
25	924306	2	TRANSFER, trademark (7-3/4", black and orange)	} Applied to sides of radiator guards
	924463	2	TRANSFER, trademark (7-3/4", white)(Optional)	
26	623501	3	TRANSFER, "HD16" (elliptical)(Applied to sides of battery boxes and rear of fuel tank)	
27	651923	1	TRANSFER KIT (Includes one each TRANSFERS 924320, 924551, 924554, 621342, 621357, 629205, 631293, 633384, 639967 (DC only), 641128, 644616, 644619, 645660 (D only); 2 each TRANSFERS 924306, 924548, 924550, 621343, 632226 and 3 TRANSFERS 623501)	

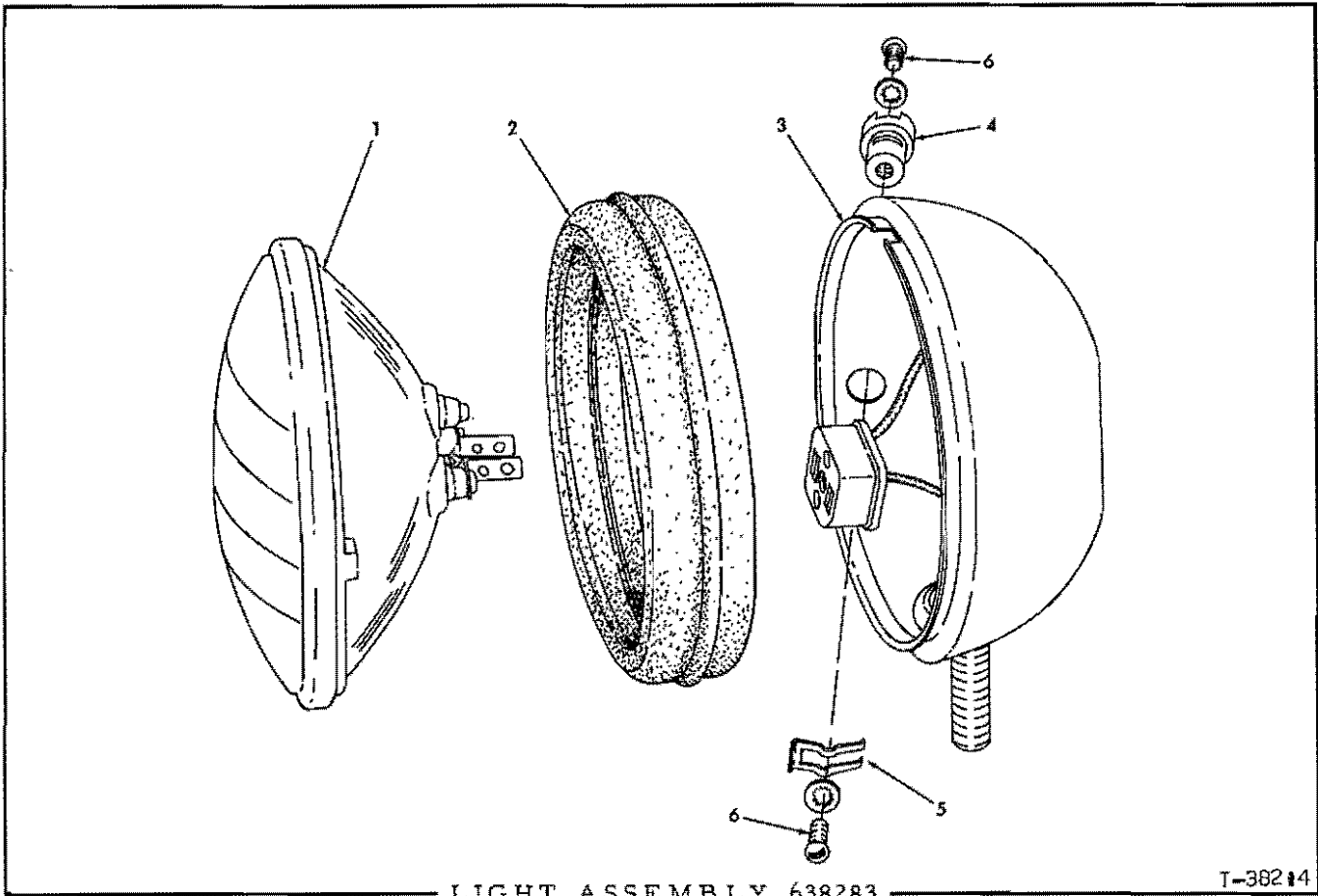


LIGHTS AND WIRING

LIGHTS AND WIRING

ITEM	PART NO.	QTY.	DESCRIPTION
1	638283	2	*LIGHT ASSEMBLY, head (See page 282 for parts)
	900818	2	*WASHER, plain, U.S. std., 1/2"
	904208	2	*LOCKWASHER, 1/2"
	911043	2	*NUT, 1/2"NF
2	075535	2	*WASHER, head light mounting
3	093195	2	*BRACKET, head light mounting
4	035336	4	*CAPSCREW, 3/8"NF x 1-3/4"
	904206	4	*LOCKWASHER, 3/8"
5	044973	4	*WASHER, plain
6	093196	1	*CABLE, head light, upper section
7	083683	2	*GROMMET, head light cables (1/2" hole)
8	044810	2	*GROMMET, head light cable (3/8" hole)
			<u>NOTE:</u> Items 7 and 8 are required only when headlights are optionally mounted on top of the radiator guard
9	048142	2	CONNECTOR, head light cables
10	639067	1	CABLE, head light, lower section
11	044810	1	GROMMET, head light cable (Early units only)
12	097744	1	HARNESS, wiring, front section
13	208960	1	FUSE, cartridge type, 1/4" x 1-1/4", 20 amperes
14	048142	3	CONNECTOR, wiring harness (1-line)
15	640710	1	HARNESS, wiring, rear section
16	640677	6	CLIP, head light cables (1/4" diam., 13/32" bolt-hole)(4 additional used with headlights)
	903628	2	CAPSCREW, 3/8"NC x 5/8"
	904206	2	LOCKWASHER, 3/8"
17	640675	2	CLIP, front wiring harness (3/8" diam., 17/32" bolt-hole)
	035221	2	CAPSCREW, 1/2"NC x 1"
	904208	2	LOCKWASHER, 1/2"
18	640676	1	CLIP, wiring harness (5/16" diam., 13/32" bolt-hole)
19	639314	4	CLIP, front wiring harness (3/8" diam., 13/32" bolt-hole)
	035167	1	CAPSCREW, 3/8"NF x 7/8"
	903775	1	CAPSCREW, 3/8"NC x 7/8"
	904206	2	LOCKWASHER, 3/8"
	911041	1	NUT, 3/8"NF
20	638243	1	TIP, cable socket (rubber)(Used only on units without headlights)
21	-----	-	SWITCH, lights (See INSTRUMENTS)
22	-----	-	AMMETER (See INSTRUMENTS)
23	-----	-	SWITCH, starter (See INSTRUMENTS)

* Special equipment



LIGHT ASSEMBLY 638283

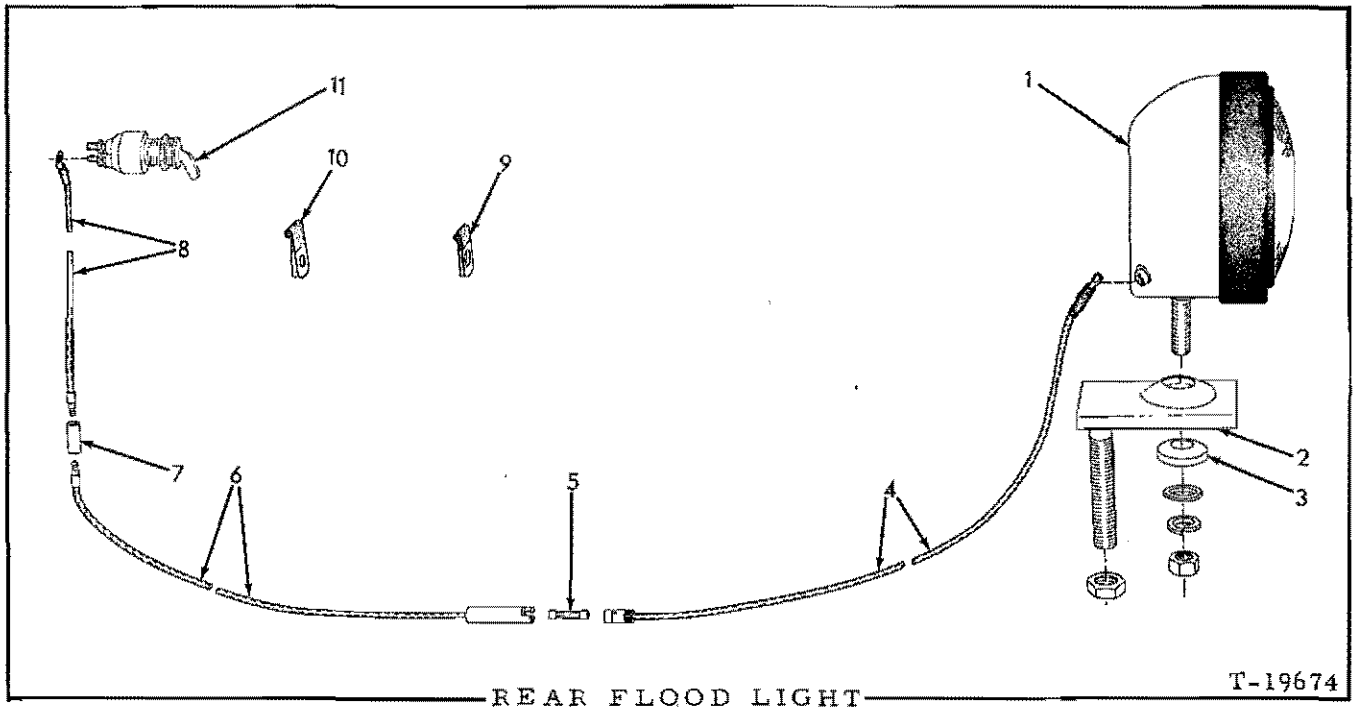
T-38214

USAGE: See pages 281 and 283

ITEM PART NO. QTY. DESCRIPTION

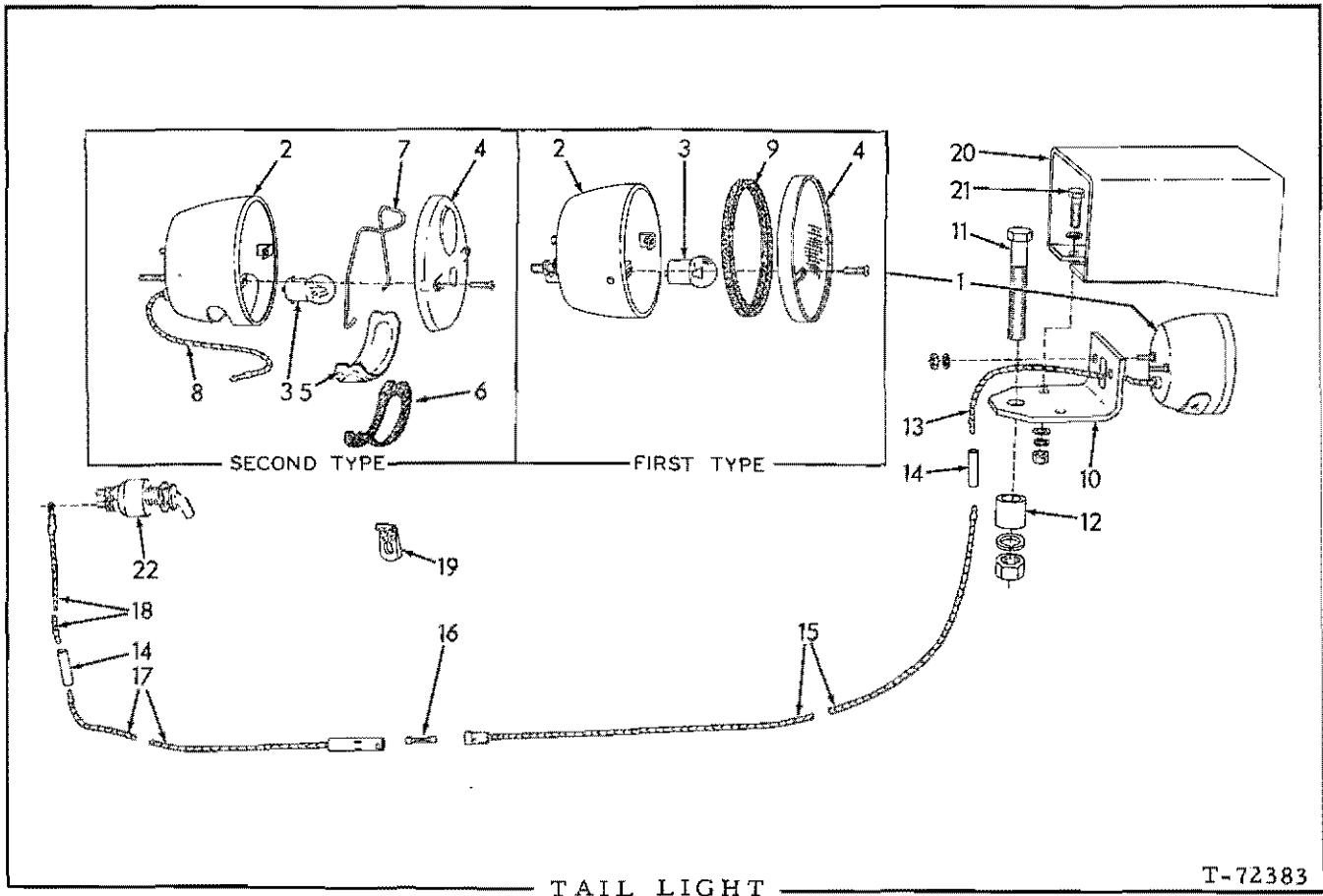
NOTE: Quantities indicated below are for one (1) light only

1	182763	1	SEALED BEAM (24 volt)
2	638282	1	RING, retaining (rubber)
3	-----	1	BODY ASSEMBLY (Includes wiring. Not serviced separately)
4	055589	1	TERMINAL KIT (Includes items 5 and 6)
5	048922	1	SPRING, retaining, terminal bushing
6	912731	2	SCREW, terminal (#8-32 NC x 5/16")
	912739	2	LOCKWASHER, internal teeth, #8



USAGE: Special equipment.

ITEM	PART NO.	QTY.	DESCRIPTION
1	638283	1	LIGHT ASSEMBLY (See page 282 for parts)
	900818	1	WASHER, plain, U.S. std., 1/2"
	904208	1	LOCKWASHER, 1/2"
	911043	1	NUT, 1/2"NF
2	094630	1	BRACKET, mounting
	911044	1	NUT, 5/8"NF
3	075535	1	WASHER, mounting
4	084238	1	CABLE, rear section (57" long)
5	208960	1	FUSE, cartridge type (1/4" x 1-1/4", 20 amperes)
6	640703	1	CABLE, intermediate section (62" long)
7	048142	1	CONNECTOR, cable
8	640702	1	CABLE, front section (44" long)
9	640704	3	CLIP, cable (1/8" diam., 17/32" bolt-hole)
10	639388	3	CLIP, cable (1/8" diam., 13/32" bolt-hole)
	903628	4	CAPSCREW, 3/8"NC x 5/8"
	904206	4	LOCKWASHER, 3/8"
11	-----	1	SWITCH, lights (See INSTRUMENTS)



TAIL LIGHT

T-72383

USAGE: Special equipment

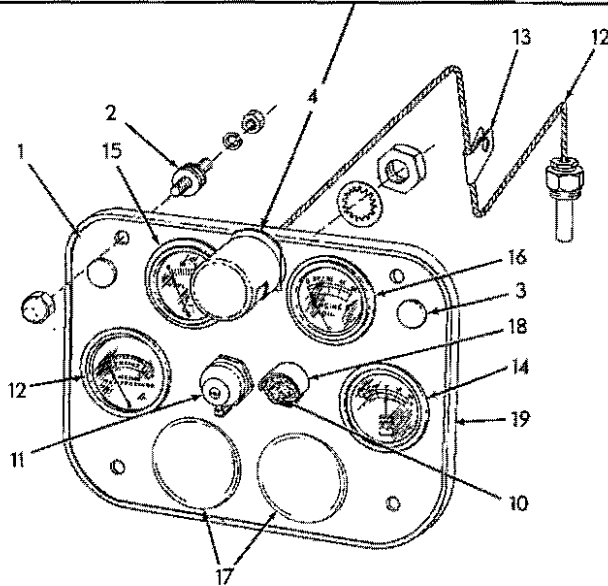
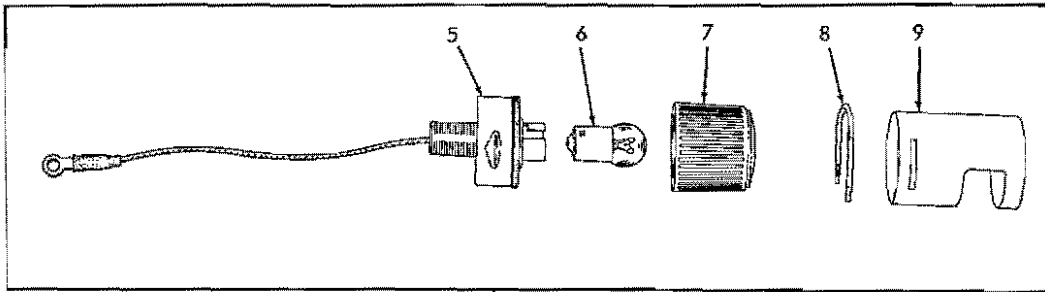
* Used prior to January 1967
 ** Effective January 1967

ITEM	PART NO.	QTY.		DESCRIPTION
		*	**	
1	-----	1	-	LIGHT ASSEMBLY, tail (Order LIGHT ASSEMBLY 654652)
	654652	-	1	LIGHT ASSEMBLY, tail (Consists of items 2 thru 8)
	904204	2	2	LOCKWASHER, 1/4"
	911024	2	2	NUT, 1/4"NC
2	-----	1	1	BODY ASSEMBLY (Not serviced separately)
3	074452	1	1	BULB, incandescent, single contact, 6 c. p., 24 volt
4	629188	1	-	LENS, tail light
	917883	2	-	SCREW, thread-cutting, rd-hd., #8 x 5/8"
	654991	-	1	LENS, tail light (red)
	654990	-	2	SCREW, retaining
5	654988	-	1	LENS-SEGMENT, tail light (clear)
6	654989	-	1	GASKET, lens-segment
7	654987	-	1	CLIP, lens-segment retaining

(Continued)

TAIL LIGHT (Continued)

ITEM	PART NO.	QTY.		DESCRIPTION
		*	**	
8	654986	-	1	WIRE ASSEMBLY, tail light (Includes insulating bushing)
9	629189	1	-	GASKET, tail light lens
10	067110	1	1	BRACKET, tail light mounting
11	066862	1	1	CAPSCREW, 5/8"NF x 4"
	904209	1	1	LOCKWASHER, 5/8"
	911044	1	1	NUT, 5/8"NF
12	067112	1	1	BLOCK, spacing, mounting bracket
13	630148	1	-	CABLE ASSEMBLY, rear section (Includes plug)
14	048142	2	2	CONNECTOR, cable
15	089292	1	1	CABLE, rear intermediate section (50" long)
16	208960	1	1	FUSE, cartridge type (1/4" x 1-1/4", 20 amperes)
17	640703	1	1	CABLE, front intermediate section (62" long)
18	640702	1	1	CABLE, front section (44" long)
	640704	3	3	CLIP, cable (1/8" diam., 17/32" bolt-hole)
19	639388	4	4	CLIP, cable (1/8" diam., 13/32" bolt-hole)
	916268	4	4	CAPSCREW, 3/8"NC x 5/8"
	904206	4	4	LOCKWASHER, 3/8"
20	647139	1	1	GUARD, tail light
21	012992	2	2	CAPSCREW, 3/8"NF x 1-1/4"
	044973	4	4	WASHER, plain
	904206	2	2	LOCKWASHER, 3/8"
	911041	2	2	NUT, 3/8"NF
22	-----	1	1	SWITCH, lights (See INSTRUMENTS)



INSTRUMENTS

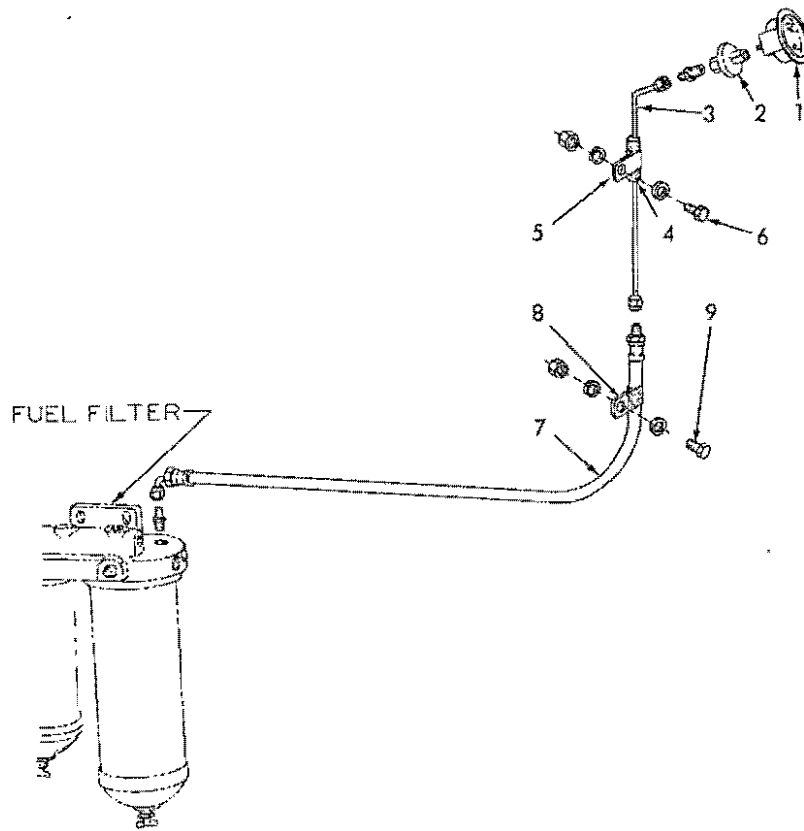
T-39351

ITEM	PART NO.	QTY.	DESCRIPTION
1	630207	1	PLATE, instrument mounting
2	036032	4	CAPSCREW, 3/8"NF x 3/4" (Used prior to tractor #7539) CUSHION, resilient } Effective with tractor #7539 NUT, cap, 3/8"NF LOCKWASHER, 3/8" NUT, 3/8"NF
	642746	4	
	924950	4	
	904206	4	
	911041	4	
3	921113	2	PLUG, instrument plate (11/16" switch holes)
4	659003	1	LIGHT ASSEMBLY, instrument panel (Consists of items 5 thru 9) NUT, jam, 5/8"NF LOCKWASHER, int-tooth, 5/8" WASHER, spacing
	911049	1	
	910334	1	
	924959	1	
5	-----	1	BASE ASSEMBLY (Not serviced separately)
6	074452	1	BULB, instrument light (single contact, 6 c. p., 24 volts)
7	095267	1	LENS, instrument light
8	095265	1	SPRING, retaining, instrument light cover
9	659002	1	COVER, instrument light

(Continued)

INSTRUMENTS (Continued)

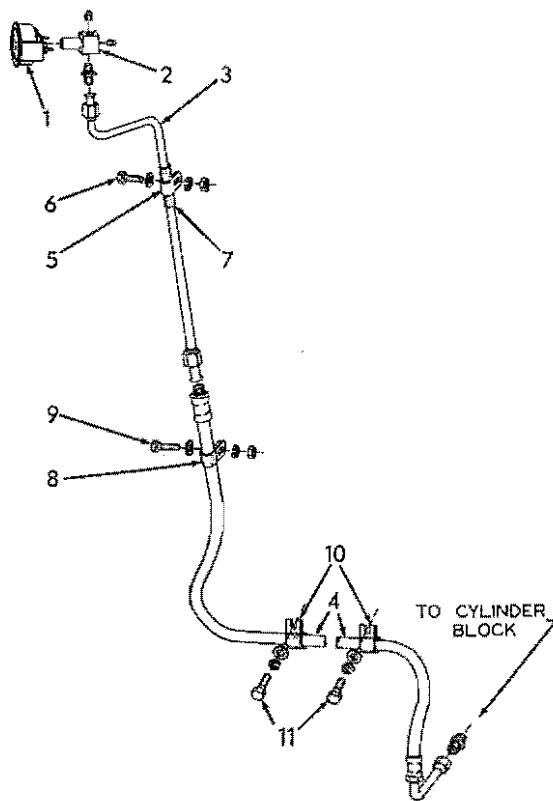
ITEM	PART NO.	QTY.	DESCRIPTION
10	240962	1	SWITCH ASSEMBLY, starter (Includes mounting nut)
11	651630	1	SWITCH ASSEMBLY, lights (Includes mounting nuts)
12	658423	1	GAUGE, engine temperature (Includes mounting clamp)
13	073809	1	CLIP, temperature gauge tube (3/16" diam., 13/32" bolt-hole)
14	658348	1	AMMETER (Includes mounting clamp)
15	-----	1	GAUGE, fuel pressure (See page 288)
16	-----	1	GAUGE, engine oil pressure (See page 289)
17	921193	2	PLUG, instrument holes, 2-3/32" hole-diam.
18	634677	1	GUARD, starter switch
19	642972	1	SEAL, weather, instrument panel (Effective with tractor #7539)



FUEL PRESSURE GAUGE

T-40502

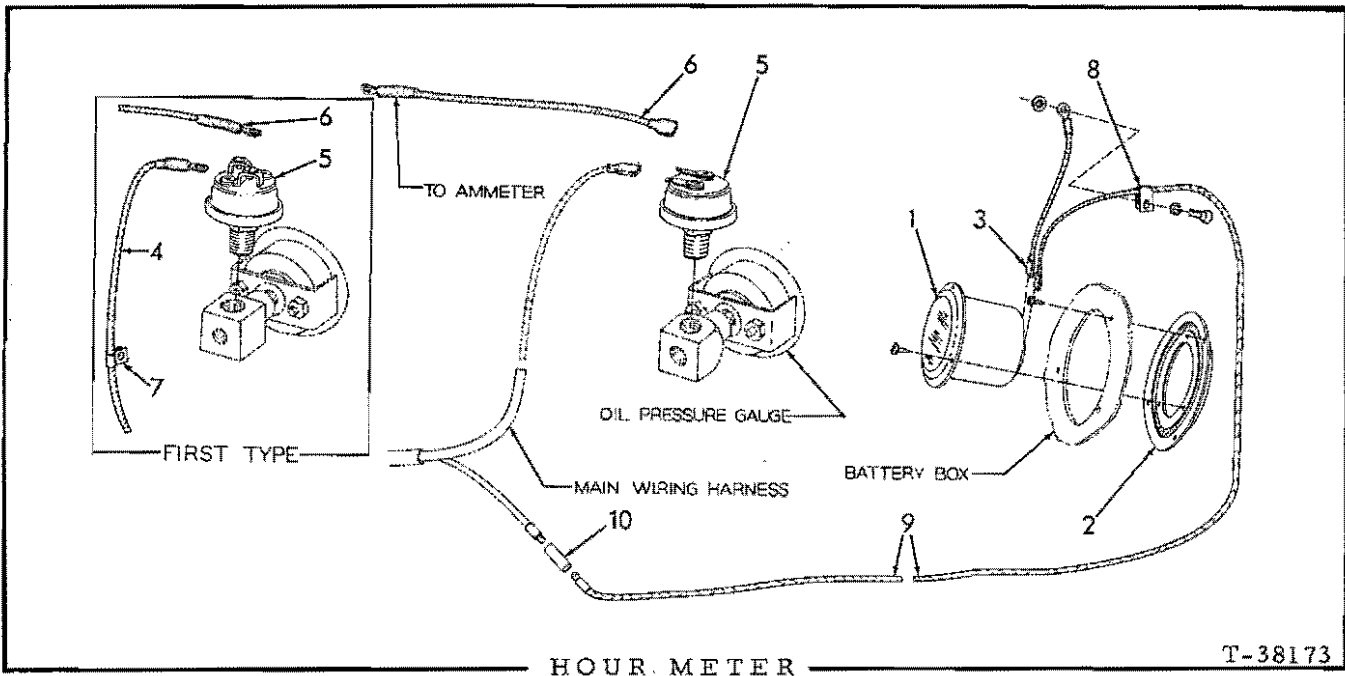
ITEM	PART NO.	QTY.	DESCRIPTION
1	658349	1	GAUGE (Includes mounting clamp)
2	069674	1	RESTRICTOR
3	630453	1	TUBE ASSEMBLY (Includes nuts)
	919140	1	CONNECTOR, flare type, 1/4" tube, 1/4"NPT male
4	093972	1	BOOT, tube protecting (rubber)
5	047381	1	CLIP, tube supporting
6	036034	1	CAPSCREW, 3/8"NF x 1"
	911115	1	WASHER, plain, SAE std., 3/8"
	904206	1	LOCKWASHER, 3/8"
	911041	1	NUT, 3/8"NF
7	632950	1	HOSE ASSEMBLY (See HOSE PARTS)
	919171	1	CONNECTOR, flare type, 1/4" tube, 1/8"NPT male
8	094527	1	CLIP, hose supporting (1/2" diam.)(Used prior to tractor #6965)
	644006	1	CLIP, hose supporting (9/16" diam.)(Effective with tractor #6965)
9	036034	1	CAPSCREW, 3/8"NF x 1"
	911115	1	WASHER, plain, SAE std., 3/8"
	904206	1	LOCKWASHER, 3/8"
	911041	1	NUT, 3/8"NF



T-40503

ENGINE OIL PRESSURE GAUGE

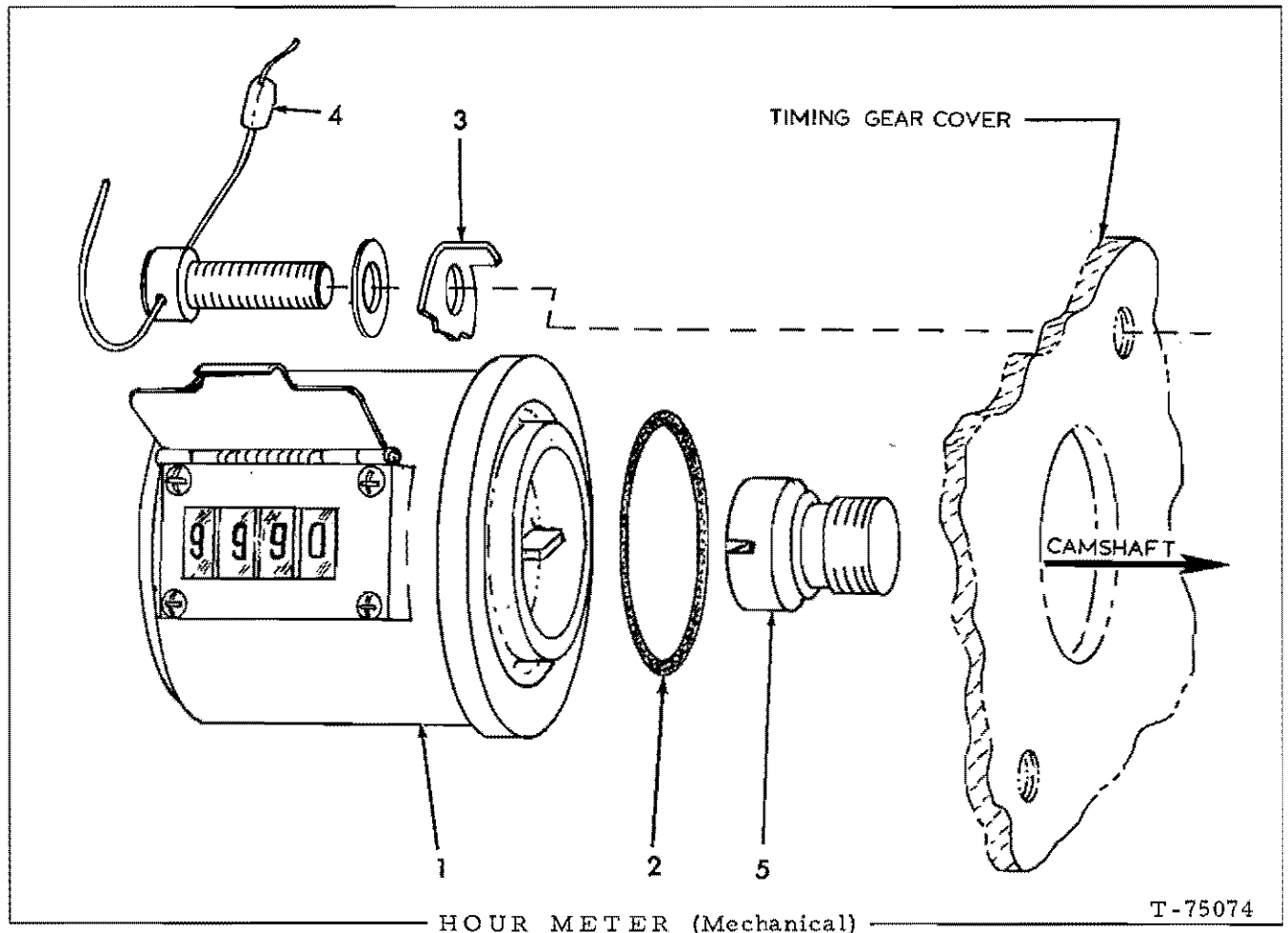
ITEM	PART NO.	QTY.	DESCRIPTION
1	658293	1	GAUGE, oil pressure (Includes mounting clamp)
2	094450	1	TEE, gauge connection
	901651	1	PLUG, pipe, 1/8"NPT
	901652	1	PLUG, pipe, 1/4"NPT (Not used when Hour Meter is installed)
3	630452	1	TUBE ASSEMBLY (Includes nuts)
	919171	1	CONNECTOR, flare type, 1/4" tube, 1/8"NPT male
4	646230	1	HOSE (See HOSE PARTS)
	919140	1	CONNECTOR, flare type, 1/4" tube, 1/4"NPT male
5	047381	1	CLIP, tube supporting, (5/8" diam., 13/32" bolt-hole)
6	036034	1	CAPSCREW, 3/8"NF x 1"
	911115	1	WASHER, plain, SAE std., 3/8"
	904206	1	LOCKWASHER, 3/8"
	911041	1	NUT, 3/8"NF
7	093972	1	BOOT, tube protecting (rubber)
8	094527	1	CLIP, hose supporting (1/2" diam., 13/32" bolt-hole)(Used prior to tractor #6965)
	644006	1	CLIP, hose supporting (9/16" diam., 17/32" bolt-hole)(Effective with tractor #6965)
9	036034	1	CAPSCREW, 3/8"NF x 1"
	911115	1	WASHER, plain, SAE std., 3/8"
	904206	1	LOCKWASHER, 3/8"
	911041	1	NUT, 3/8"NF
10	620035	2	CLIP, hose supporting (1/2" diam., 13/32" bolt-slot)
11	035244	2	CAPSCREW, 3/8"NC x 3/4"
	911115	2	WASHER, plain, SAE std., 3/8"
	904206	2	LOCKWASHER, 3/8"



USAGE: Special equipment

* Tractors prior to serial No. 6184
 ** Tractors serial No. 6184 and up

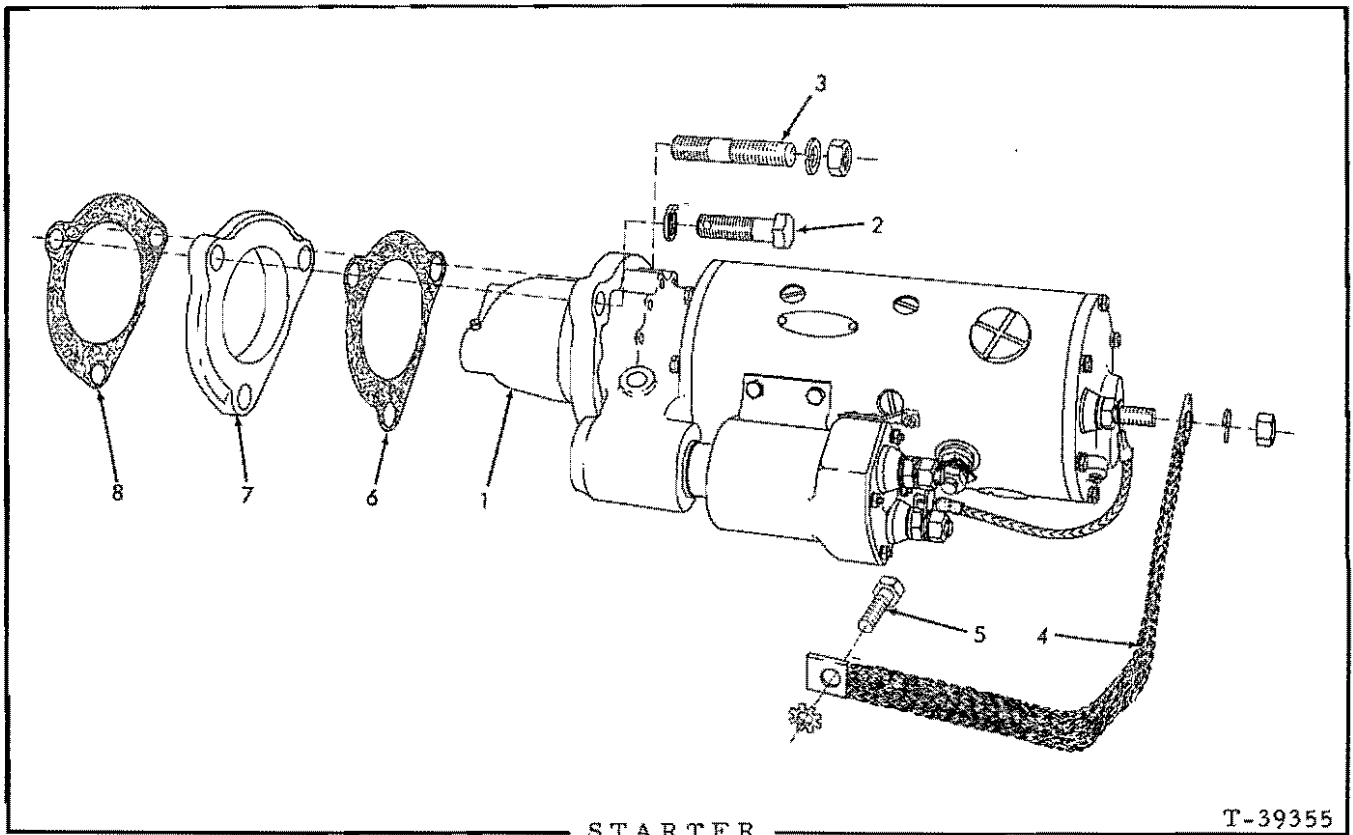
ITEM	PART NO.	QTY.		DESCRIPTION
		*	**	
1	650299	1	1	METER, hour (24 volt)
	918210	3	3	SCREW, thread-cutting, #6 x 1/2" (Includes lockwasher)
NOTE: Meter carries manufacturer's warranty and in case of failure should not be returned to Allis-Chalmers. Return "Hobbs" meter to nearest "Stewart-Warner" agency. Return "Hamilton" meter to Hamilton Watch Company, Industrial Products Division, Lancaster, Penna.				
2	066467	1	1	DAMPER, vibration
	918210	3	3	SCREW, thread-cutting, #6 x 1/2" (Includes lockwasher)
3	630917	1	1	CABLE, meter to ground (8" long)
4	633629	1	-	CABLE, meter to pressure switch (160" long)
5	050288	1	-	SWITCH, pressure (screw terminals)
	640727	-	1	SWITCH, pressure (spade terminals)
6	605808	1	-	CABLE, pressure switch to ammeter (10" long, screw terminal)
	630917	-	1	CABLE, pressure switch to ammeter (8" long, spade terminal)
7	639388	4	1	CLIP, cable supporting (13/32" bolt-hole)
	036034	-	1	CAPSCREW, 3/8"NF x 1"
	904206	-	1	LOCKWASHER, 3/8"
	911041	-	1	NUT, 3/8"NF
8	640707	2	2	CLIP, cable supporting (9/32" bolt-hole)
	905655	2	2	CAPSCREW, 1/4"NC x 2"
	904204	2	2	LOCKWASHER, regular, 1/4"
	909367	1	1	LOCKWASHER, internal teeth, 1/4" (grounding)
9	640706	-	1	CABLE, meter to main harness (115" long)
10	048142	-	1	CONNECTOR, cable



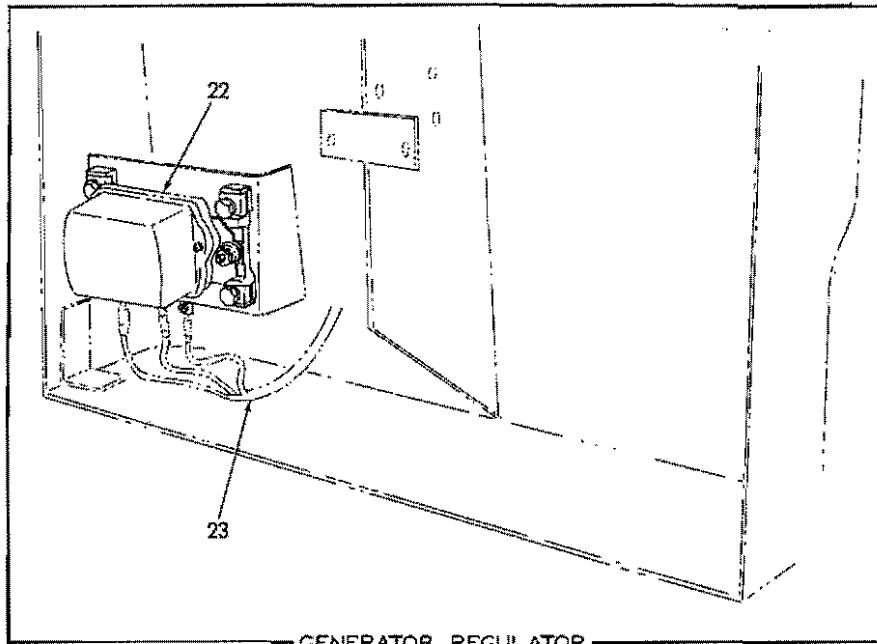
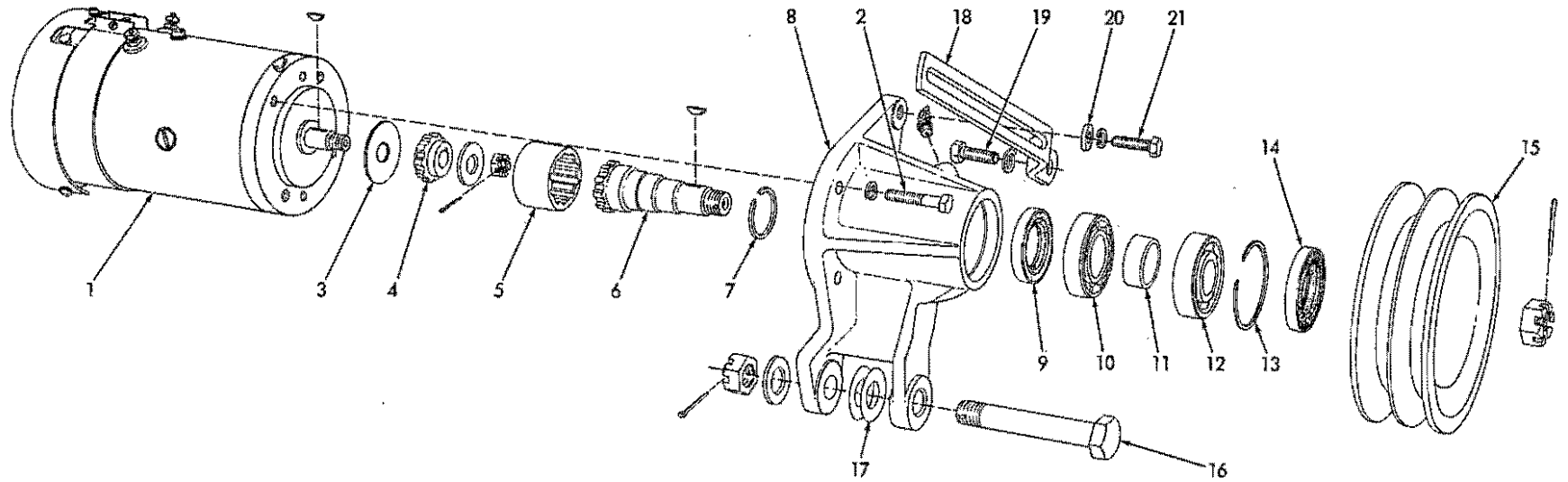
USAGE: Standard equipment, effective with engine serial No. 16-07832

ITEM	PART NO.	QTY.	DESCRIPTION
1	4392558-5	1	METER ASSY. (Serviced only as a unit)
2	0924137-3	1	O-RING, meter mounting
3	4359293-0	2	CLAMP, meter attachment
	4391914-1	2	SCREW, hex-socket-hd., 1/4"NF x 3/4"
	0904204-5	2	LOCKWASHER, 1/4"
4	4355843-6	1	SEAL, anti-tampering
5	4391912-5	1	PLUG, camshaft (meter driving)





ITEM	PART NO.	QTY.	DESCRIPTION
1	620350	1	MOTOR, starting ("Delco-Remy" #1109986. Order parts from local "United Motors" Service agency)
2	631571	2	CAPSCREW, Nylok, 5/8"NC x 2-1/4"
3	648262	1	STUD, Nylok, 5/8"NF x 3-1/8"
	911044	1	NUT, 5/8"NF
	904209	3	LOCKWASHER, 5/8"
4	630199	1	STRAP, starter to ground
5	013058	1	CAPSCREW, 3/8"NC x 1-1/4"
	912301	1	LOCKWASHER, ext-tooth, 3/8"
6	631573	1	GASKET, starting motor
7	631574	1	ADAPTER, starting motor
8	631572	1	GASKET, starting motor adapter

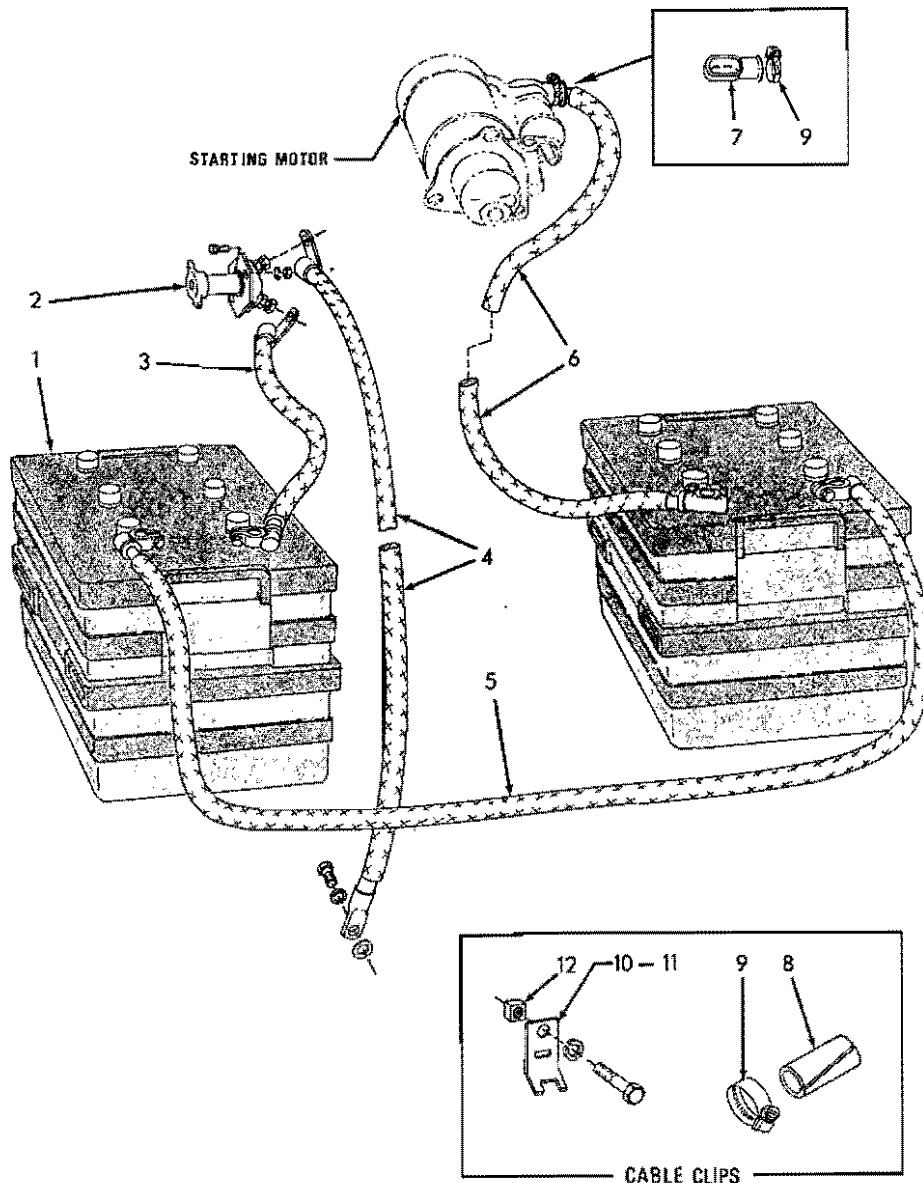


GENERATOR REGULATOR

GENERATOR

GENERATOR

ITEM	PART NO.	QTY.	DESCRIPTION
			<u>NOTE:</u> See FAN for driving belts
1	094625	1	GENERATOR (Includes KEY 905121)("Delco-Remy" #1105997. Order parts from local "United Motors" Service agency)
	905121	1	KEY, #5 woodruff, 1/8" x 5/8"
2	013058	4	CAPSCREW, 3/8"NC x 1-1/4"
	904206	4	LOCKWASHER, 3/8"
3	067924	1	WASHER, generator shaft
4	067923	1	PINION, generator shaft
	910244	1	WASHER, plain, SAE std., 1/2"
	913471	1	NUT, jam, slotted, 1/2"NF
	900801	1	PIN, cotter, 3/32" x 3/4"
5	096056	1	SLEEVE, coupling
6	096092	1	SHAFT, generator drive
	913472	1	NUT, jam, slotted, 3/4"NF
	900807	1	PIN, cotter, 1/8" x 1-1/4"
	905121	1	KEY, #5 woodruff, 1/8" x 5/8"
7	052225	1	RING, snap, generator drive shaft
8	096071	1	HOUSING, generator drive
	915274	1	FITTING, lubricating, 45°, 1/8"NPT
9	067914	1	SEAL, grease, rear
10	4253863	1	BEARING, ball, rear
11	096046	1	SLEEVE, bearing spacing
12	067916	1	BEARING, ball, front
13	050291	1	RING, snap, bearing retaining
14	067913	1	SEAL, grease, front
15	096093	1	PULLEY
16	076522	1	CAPSCREW, generator drive housing
	912331	1	NUT, slotted, 3/4"NF
	900808	1	PIN, cotter, 1/8" x 1-1/2"
	910255	1	WASHER, plain, SAE std., 3/4"
17	083710	4	SHIM, housing mounting (Use as req'd)
18	083399	1	STRAP, generator adjustment
19	041250	1	CAPSCREW, generator strap (7/16"NC x 1-1/4")
	904207	1	LOCKWASHER, 7/16"
20	044973	1	WASHER, plain, generator strap
21	013058	1	CAPSCREW, generator strap (3/8"NC x 1-1/4")
	904206	1	LOCKWASHER, 3/8"
22	185984	1	REGULATOR, voltage and current (Order parts from local "United Motors" Service agency)
	041981	4	CAPSCREW, 5/16"NF x 1-1/2" } Used prior to tractor #6166
	904205	4	LOCKWASHER, 5/16" } Effective with tractor #6166
	912178	4	CAPSCREW, 1/4"NF x 1-1/2" }
	904204	4	LOCKWASHER, 1/4" }
	911040	4	NUT, 1/4"NF }
23	-----	-	HARNES, wiring (See LIGHTS AND WIRING)



BATTERIES AND CABLES

T-75415

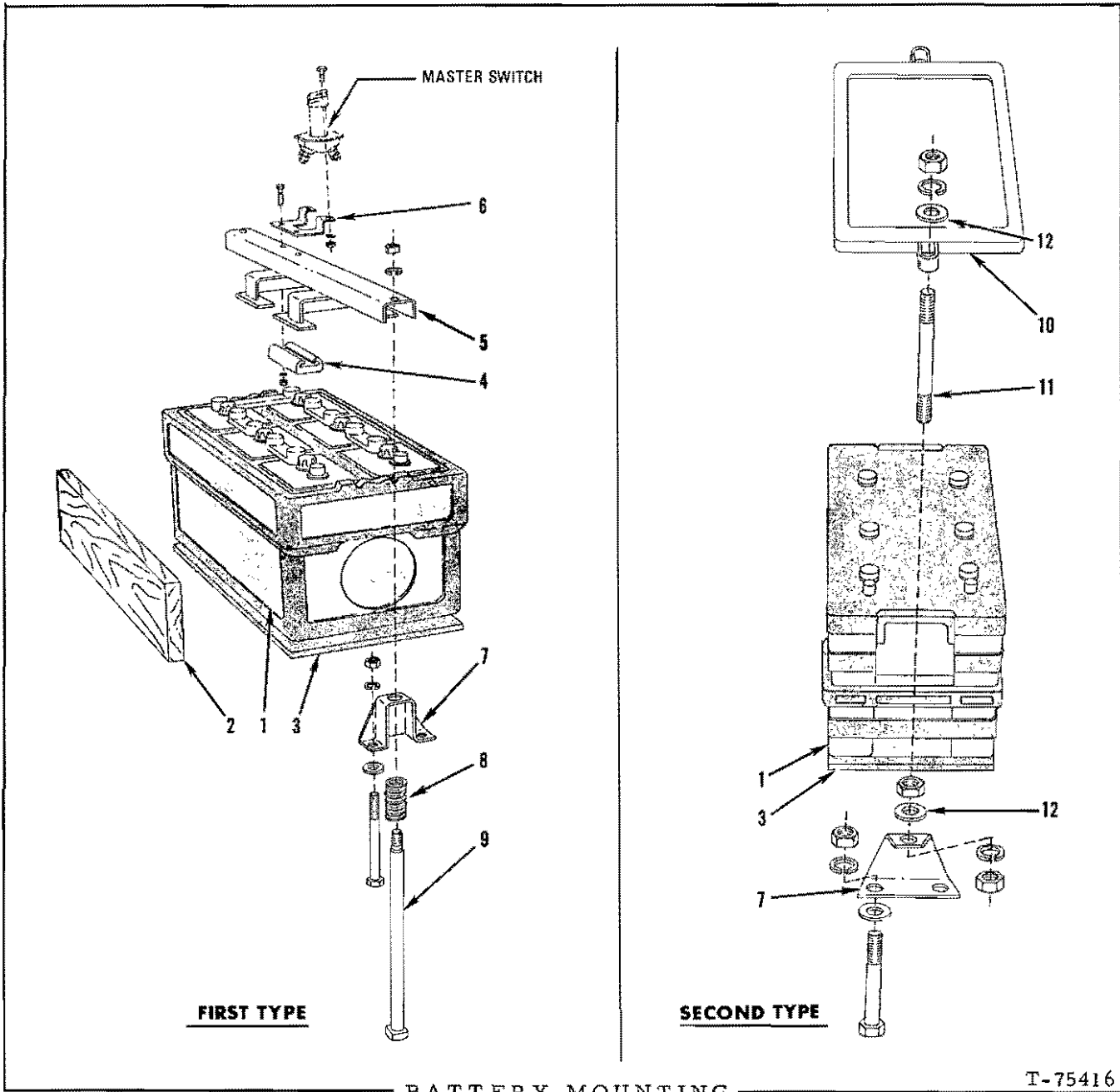
ITEM	PART NO.	QTY.	DESCRIPTION
1	-----	2	BATTERY, storage, 12 volts, 25 plates ("Prestolite" type D-6. Order from local dealer) (Tractors prior to serial No. 8775)
	248922	2	BATTERY, storage, 12 volts, dry-charged (Each requires 14 qts. electrolyte)(Tractors serial No. 8775 and up)
1A	243526	1	ELECTROLYTE ("Z" pack - 6.1 quarts)
	243527	1	ELECTROLYTE ("F" pack-5 gallons)
1B	243528	1	HOSE, electrolyte dispensing (For use with 5-gallon pack)

Not illustrated

(Continued)

BATTERIES AND CABLES (Continued)

ITEM	PART NO.	QTY.	DESCRIPTION
2	096908	1	SWITCH ASSY., master (Serviced only as a unit)
	915406	2	CAPSCREW, 1/4"NC x 3/4"
	904204	2	LOCKWASHER, 1/4"
	911024	2	NUT, 1/4"NC
3	096918	1	CABLE, battery to master switch (15-1/2" long)
4	627428	1	CABLE, master switch to ground (58" long)
	035167	1	CAPSCREW, 3/8"NF x 7/8"
	904206	1	LOCKWASHER, 3/8"
	906960	1	LOCKWASHER, internal teeth, 3/8"
5	632971	1	CABLE, battery connecting (72" long)
6	623880	1	CABLE, battery to starter (102" long)
7	076572	1	BOOT, protecting, starter terminal
8	076469	11	BOOT, cable protecting
9	921912	12	CLAMP, cable boot (1-1/16" to 2" diam.)
10	633653	4	CLIP, cable supporting (7/16" bolt-hole)
	035167	1	CAPSCREW, 3/8"NF x 7/8"
	903775	3	CAPSCREW, 3/8"NC x 7/8"
	904206	4	LOCKWASHER, 3/8"
11	084895	3	CLIP, cable supporting (9/16" bolt-hole)
	035221	2	CAPSCREW, 1/2"NC x 1"
	904208	2	LOCKWASHER, 1/2"
12	055235	1	BLOCK, cable supporting clip (Early units only)



BATTERY MOUNTING

T-75416

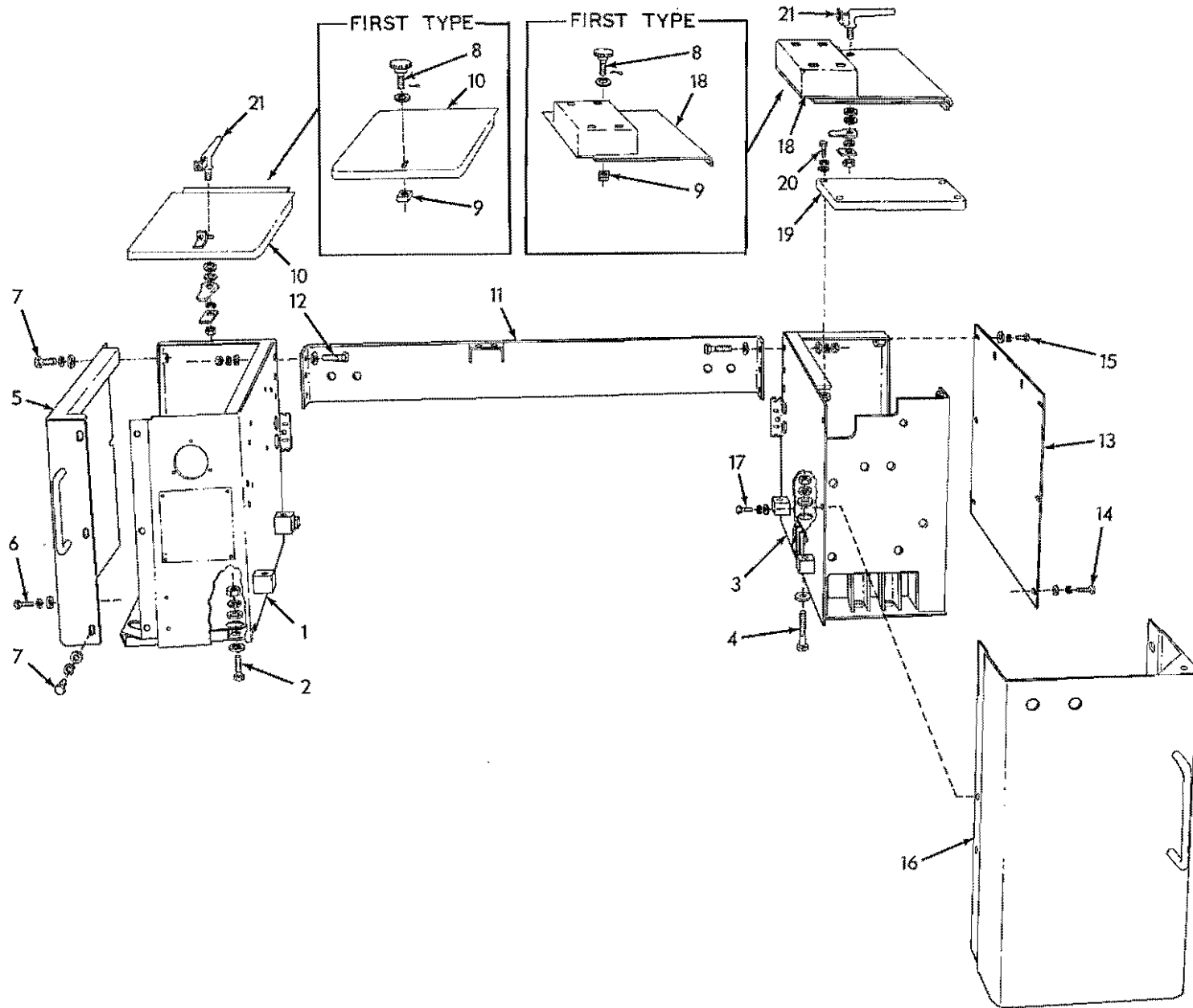
* Tractors prior to serial No. 8775
 ** Tractors serial No. 8775 and up

ITEM	PART NO.	QTY.		DESCRIPTION
		*	**	
1	-----	2	2	BATTERY (See BATTERIES AND CABLES)
2	-----	1	-	BOARD, battery spacing (Procure locally as req'd)
3	085680	2	2	PAD, battery bottom
4	052791	8	-	BLOCK, hold-down (rubber)
5	052782	2	-	HOLD-DOWN, battery

(Continued)

BATTERY MOUNTING (Continued)

ITEM	PART NO.	QTY.		DESCRIPTION
		*	**	
6	637580	1	-	BRACKET, master switch
	912789	2	-	CAPSCREW, 1/4"NF x 3/4"
	904204	2	-	LOCKWASHER, 1/4"
	911040	2	-	NUT, 1/4"NF
7	081867	4	-	BRACKET, hold-down bolt
		-	4	BRACKET, hold-down rod
	916323	4	4	CAPSCREW, 1/2"NC x 5-1/2" (Left side)
	915969	4	4	CAPSCREW, 1/2"NC x 3" (Right side)
	064531	8	8	WASHER, plain
	904208	8	8	LOCKWASHER, 1/2"
	911028	8	8	NUT, 1/2"NC
8	081404	4	-	SPRING, hold-down bolt
9	087313	4	-	BOLT, hold-down
	904208	4	-	LOCKWASHER, 1/2"
	911043	4	-	NUT, 1/2"NF
10	662760	-	2	HOLD-DOWN, battery
11	619814	-	4	ROD, hold-down
	904208	-	8	LOCKWASHER, 1/2"
	911043	-	12	NUT, 1/2"NF
12	064531	-	8	WASHER, battery hold-down rod



BATTERY BOXES

BATTERY BOXES

* Tractors prior to serial No. 7906 excluding 7892
 ** Tractors serial No. 7906 and up including 7892

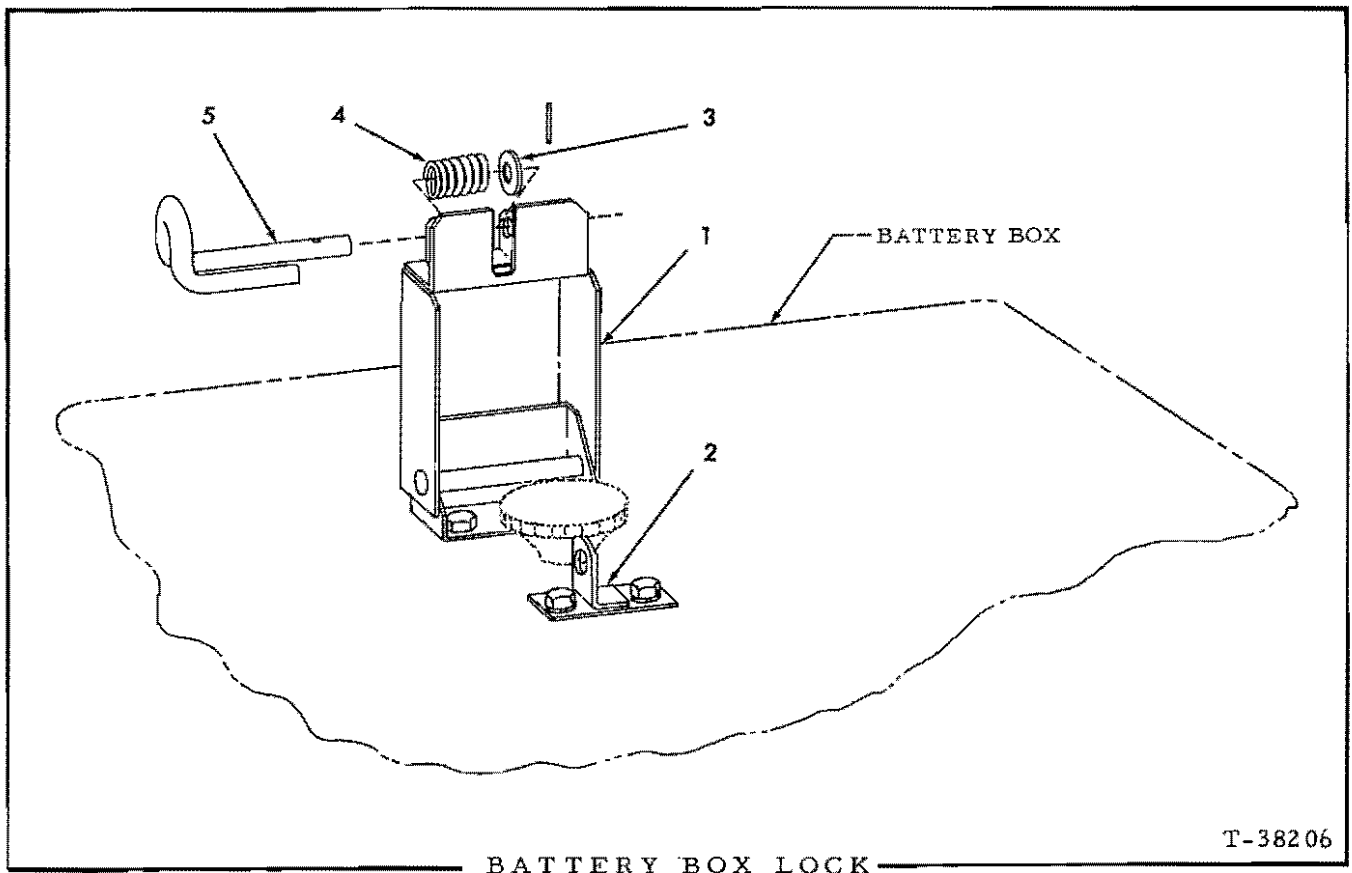
ITEM	PART NO.	QTY.	DESCRIPTION
		* **	
1	649125	1 -	BOX, right battery
	650916	- 1	BOX, right battery
2	035067	3 -	CAPSCREW, 1/2"NF x 2" (Early units)
	921556	3 3	CAPSCREW, 1/2"NC x 2" (Late units)
	064531	6 6	WASHER, plain
	904208	3 3	LOCKWASHER, 1/2"
	911043	3 -	NUT, 1/2"NF (Early units)
	911028	3 3	NUT, 1/2"NC (Late units) } Not used with heavy-duty fenders
3	649126	1 -	BOX, left battery
	650914	- 1	BOX, left battery
4	031671	2 -	CAPSCREW, 1/2"NF x 4-1/2" (Early units)
	045252	2 2	CAPSCREW, 1/2"NC x 4-1/2" (Late units)
	064531	4 4	WASHER, plain
	904208	2 2	LOCKWASHER, 1/2"
	911043	2 -	NUT, 1/2"NF (Early units)
	911028	2 2	NUT, 1/2"NC (Late units) } Not used with heavy-duty fenders
5	639905	1 1	COVER, side, right battery box
6	614478	2 2	CAPSCREW, 1/2"NF x 1-3/8"
7	614478	6 -	CAPSCREW, 1/2"NF x 1-3/8" (Early units)
	035733	6 6	CAPSCREW, 1/2"NC x 1-3/8" (Late units)
	904208	8 8	LOCKWASHER, 1/2"
	064531	8 8	WASHER, plain
8	091976	2 -	KNOB, retaining, battery box cover
	910244	2 -	WASHER, plain, SAE std., 1/2"
	900802	2 -	PIN, cotter, 3/32" x 1"
9	624488	2 -	BLOCK, tapped
10	641499	1 -	COVER, top, right battery box
	650918	- 1	COVER, top, right battery box
11	639828	1 1	SUPPORT, battery box
12	035073	6 6	CAPSCREW, 1/2"NF x 1-3/4"
	047063	12 12	WASHER, plain
	904208	6 6	LOCKWASHER, 1/2"
	911043	6 6	NUT, 1/2"NF
13	637532	1 1	COVER, side, left battery box
14	070467	1 -	CAPSCREW, 1/2"NF x 1" (Early units)
	035221	1 1	CAPSCREW, 1/2"NC x 1" (Late units)
15	614478	7 -	CAPSCREW, 1/2"NF x 1-3/8" (Early units)
	035733	7 7	CAPSCREW, 1/2"NC x 1-3/8" (Late units)
	904208	8 8	LOCKWASHER, 1/2"
	064531	8 8	WASHER, plain

(Continued)

BATTERY BOXES (Continued)

ITEM	PART NO.	QTY.		DESCRIPTION
		*	**	
16	649123	1	1	COVER, end, left battery box
17	035525	2	-	CAPSCREW, 1/2"NF x 1-1/8" (Early units)
	035220	2	2	CAPSCREW, 1/2"NC x 1-1/8" (Late units)
	904208	2	2	LOCKWASHER, 1/2"
	064531	2	2	WASHER, plain
18	639862	1	-	COVER, top, left battery box, rear section
	654930	-	1	COVER, top, left battery box, rear section
19	639859	1	-	COVER, top, left battery box, front section
	639858	-	1	COVER, top, left battery box, front section
20	036034	3	-	CAPSCREW, 3/8"NF x 1" (Early units)
	035439	3	3	CAPSCREW, 3/8"NC x 1" (Late units)
	904206	3	3	LOCKWASHER, 3/8"
	044973	3	3	WASHER, plain
21	650901	-	2	LOCK ASSEMBLY, battery box cover (Serviced only as a unit)
	911115	-	4	WASHER, plain, SAE std., 3/8"

NOTE: See PAINTING AND MARKING for instruction plates and transfers

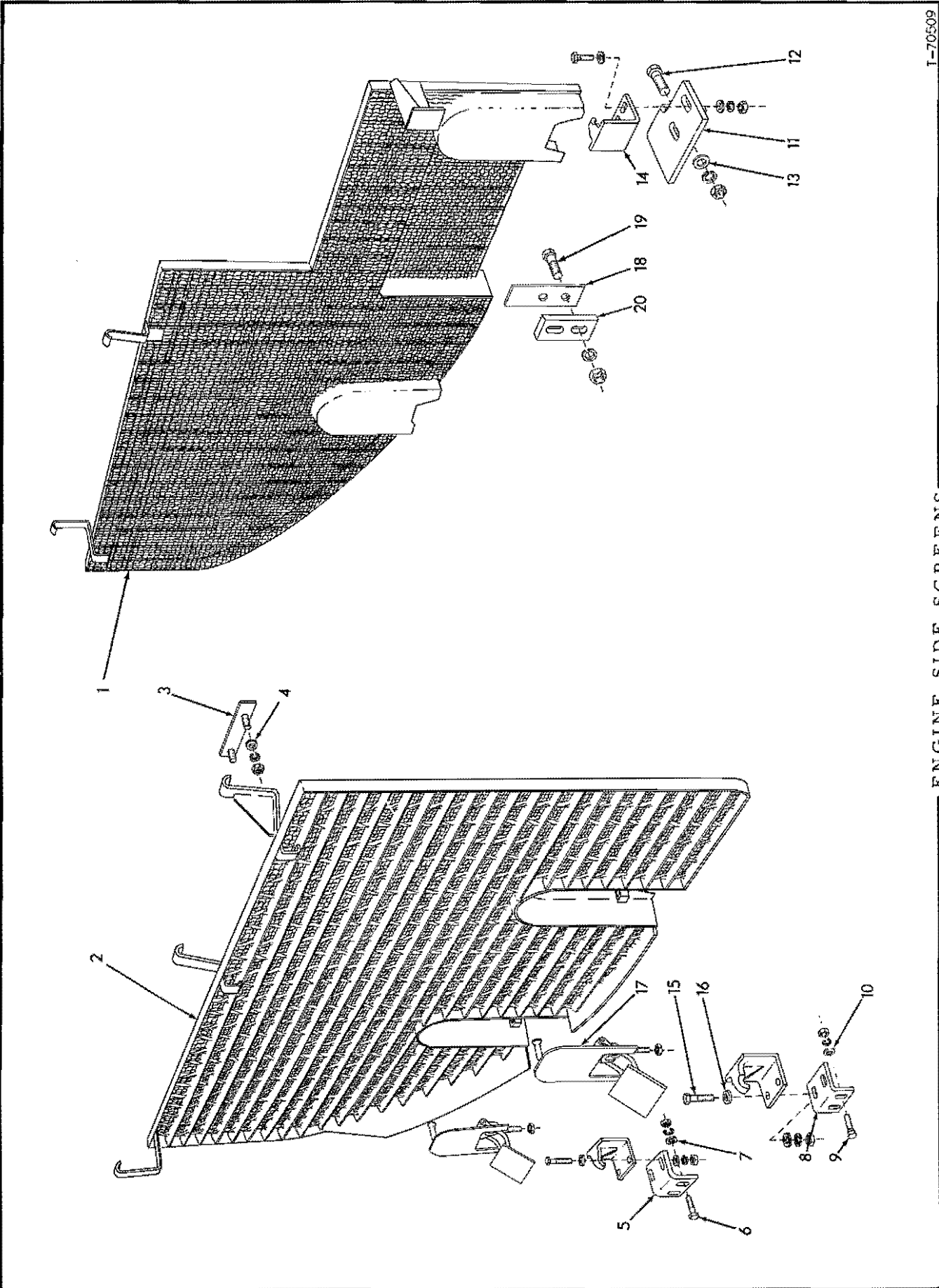


T-38206

BATTERY BOX LOCK

USAGE: Special equipment for tractors prior to serial No. 7906 excluding No. 7892. Padlock is required to complete the installation

ITEM	PART NO.	QTY.	DESCRIPTION
1	620474	1	COVER, retaining knob
	914330	2	CAPSCREW, 1/4"NF x 5/8"
	904204	2	LOCKWASHER, 1/4"
	911040	2	NUT, 1/4"NF
2	620472	1	PLATE, latching, retaining knob cover
	914330	2	CAPSCREW, 1/4"NF x 5/8"
	904204	2	LOCKWASHER, 1/4"
	911040	2	NUT, 1/4"NF
3	607414	1	WASHER, latching spring
4	035916	1	SPRING, latching rod
5	621201	1	ROD, latching
	916146	1	PIN, spring, 3/32" x 1/2"



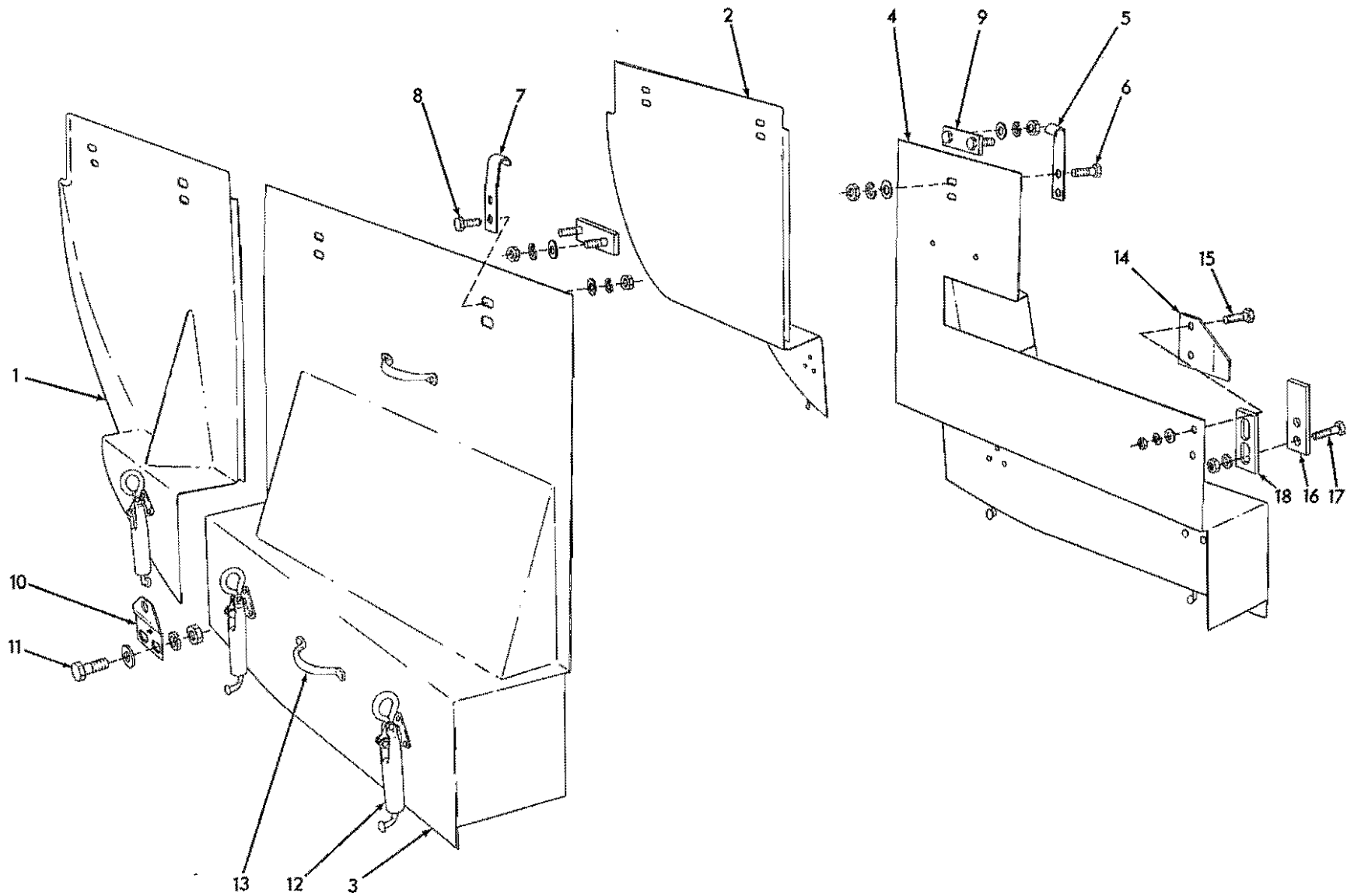
I-70509

ENGINE SIDE SCREENS

ENGINE SIDE SCREENS

USAGE: Special equipment

ITEM	PART NO.	QTY.	DESCRIPTION
1	-----	1	SCREEN, right side (Used prior to tractor #5937. Order SCREEN 642234 and ANGLE 642240)
	642234	1	SCREEN, right side (Effective with tractor #5937)
	644023	1	SCREEN, right side (Includes fine-mesh screen)
2	634905	1	SCREEN, left side
	644022	1	SCREEN, left side (Includes fine-mesh screen)
3	631426	5	PLATE, suspension
4	044973	10	WASHER, plain
	904206	10	LOCKWASHER, 3/8"
	911041	10	NUT, 3/8"NF
5	634928	2	ANGLE, front latch supporting
6	035073	4	CAPSCREW, 1/2"NF x 1-3/4"
7	064531	4	WASHER, plain
	904208	4	LOCKWASHER, 1/2"
	911043	4	NUT, 1/2"NF
8	634929	1	ANGLE, rear latch supporting, left side
9	035073	2	CAPSCREW, 1/2"NF x 1-3/4"
10	064531	2	WASHER, plain
	904208	2	LOCKWASHER, 1/2"
	911043	2	NUT, 1/2"NF
11	634929	1	ANGLE, rear latch supporting, right side (Used prior to tractor #5937)
	642240	1	ANGLE, rear latch supporting, right side (Effective with tractor #5937)
12	035073	2	CAPSCREW, 1/2"NF x 1-3/4"
13	064531	2	WASHER, plain
	904208	2	LOCKWASHER, 1/2"
	911043	2	NUT, 1/2"NF
14	091063	4	BRACKET, latching
15	203188	8	CAPSCREW, 3/8"NF x 1-1/2"
16	044973	16	WASHER, plain
	904206	8	LOCKWASHER, 3/8"
	911041	8	NUT, 3/8"NF
17	093401	4	LATCH ASSEMBLY (Serviced only as a unit)
	911041	8	NUT, 3/8"NF
18	634256	1	PLATE, retaining (right side only)
19	012992	2	CAPSCREW, 3/8"NF x 1-1/4"
	904206	2	LOCKWASHER, 3/8"
	911041	2	NUT, 3/8"NF
20	634257	1	PLATE, spacing (right side only)

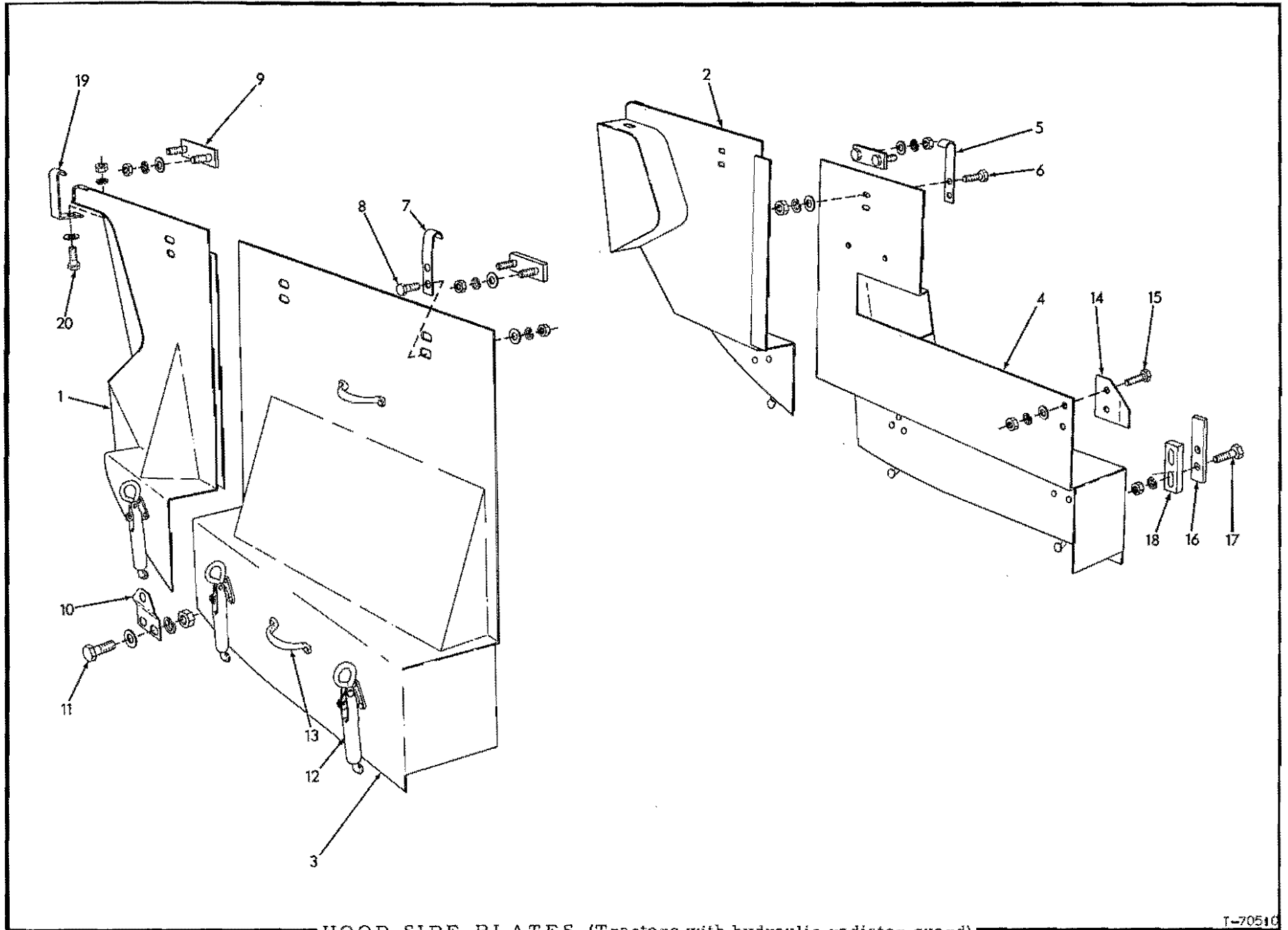


HOOD SIDE PLATES (Tractors with standard or cable radiator guard)

HOOD SIDE PLATES

USAGE: Special equipment. For tractors with standard or cable radiator guards.

ITEM	PART NO.	QTY.	DESCRIPTION
1	633013	1	PLATE ASSEMBLY, front, left side (Includes item 12)
2	633014	1	PLATE ASSEMBLY, front, right side (Includes item 12)
3	634262	1	PLATE ASSEMBLY, rear, left side (Includes items 12 and 13)
4	642289	1	PLATE ASSEMBLY, rear, right side (Includes items 12 and 13)
5	631514	6	STRAP, suspension
6	035167	12	CAPSCREW, 3/8"NF x 7/8"
	044973	12	WASHER, plain
	904206	12	LOCKWASHER, 3/8"
	911041	12	NUT, 3/8"NF
7	631513	1	STRAP, suspension, left rear
8	035167	2	CAPSCREW, 3/8"NF x 7/8"
	044973	2	WASHER, plain
	904206	2	LOCKWASHER, 3/8"
	911041	2	NUT, 3/8"NF
9	631426	7	PLATE, suspension strap
	044973	14	WASHER, plain
	904206	14	LOCKWASHER, 3/8"
	911041	14	NUT, 3/8"NF
10	091805	6	BRACKET, latching
11	614478	12	CAPSCREW, 1/2"NF x 1-3/8"
	064531	12	WASHER, plain
	904208	12	LOCKWASHER, 1/2"
	911043	12	NUT, 1/2"NF
12	033060	6	FASTENER
	900764	18	RIVET, fl-hd., 3/16" x 1/2"
13	032834	4	HANDLE, lifting
	900764	8	RIVET, fl-hd., 3/16" x 1/2"
14	634255	1	PLATE, latching
15	035167	2	CAPSCREW, 3/8"NF x 7/8"
	044973	2	WASHER, plain
	904206	2	LOCKWASHER, 3/8"
	911041	2	NUT, 3/8"NF
16	634256	1	PLATE, retaining
17	012992	2	CAPSCREW, 3/8"NF x 1-1/4"
	904206	2	LOCKWASHER, 3/8"
	911041	2	NUT, 3/8"NF
18	634257	1	PLATE, spacing

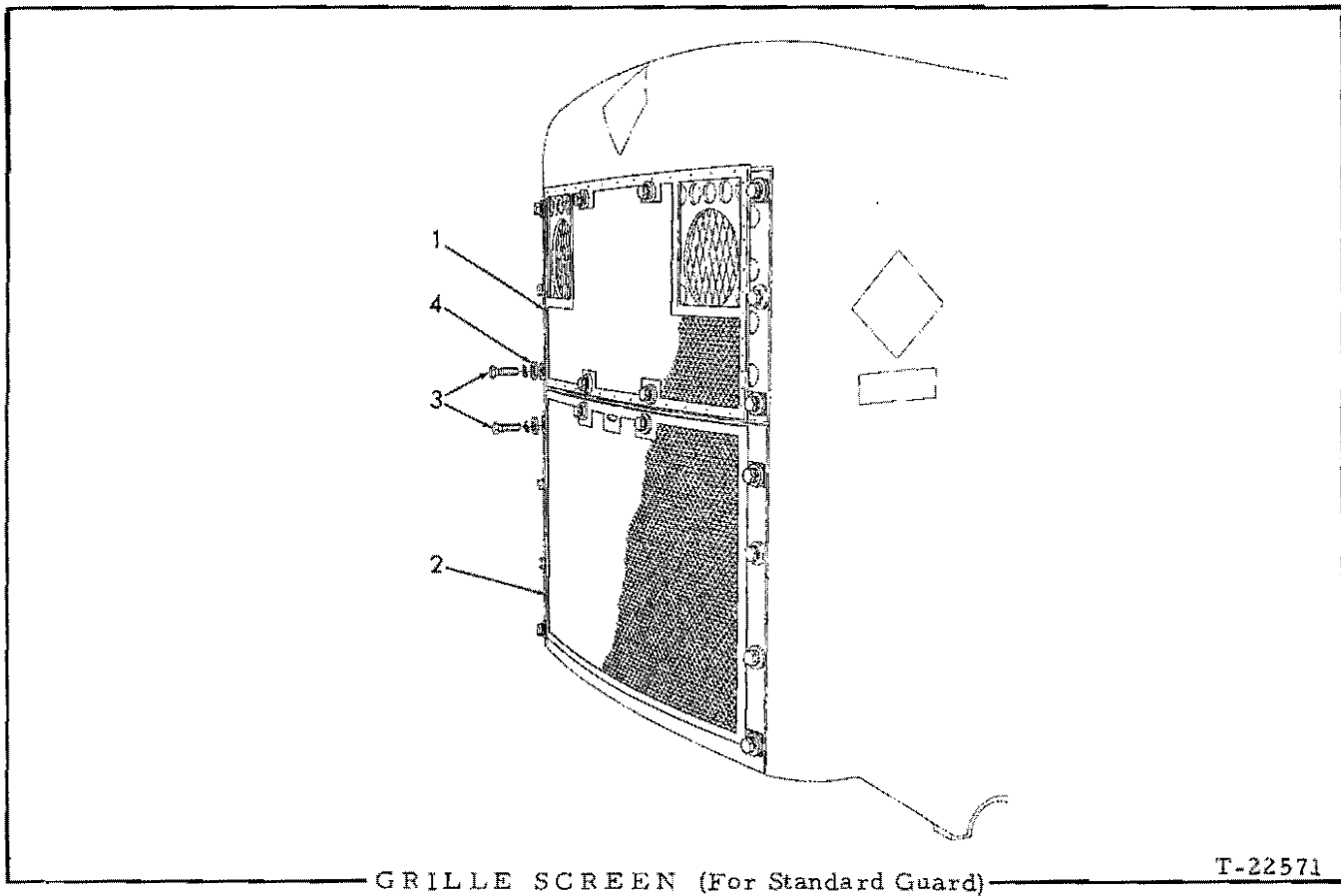


HOOD SIDE PLATES (Tractors with hydraulic radiator guard)

HOOD SIDE PLATES

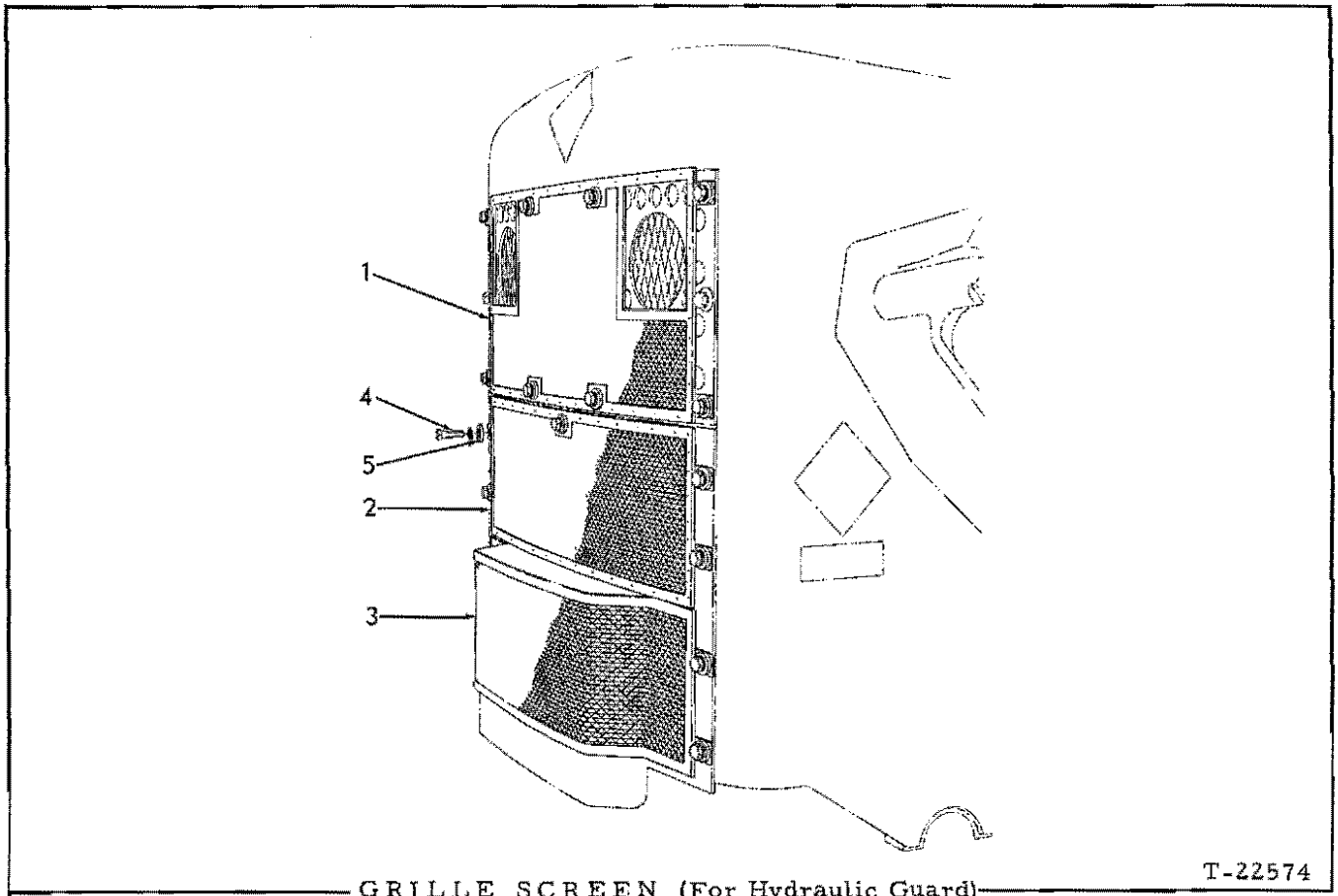
USAGE: Special equipment. For tractors with hydraulic radiator guard

ITEM	PART NO.	QTY.	DESCRIPTION
1	633023	1	PLATE ASSEMBLY, front, left side (Includes item 12)
2	633024	1	PLATE ASSEMBLY, front, right side (Includes item 12)
3	634262	1	PLATE ASSEMBLY, rear, left side (Includes items 12 and 13)
4	642289	1	PLATE ASSEMBLY, rear, right side (Includes items 12 and 13)
5	631514	4	STRAP, suspension, intermediate
6	035167	8	CAPSCREW, 3/8"NF x 7/8"
	044973	8	WASHER, plain
	904206	8	LOCKWASHER, 3/8"
	911041	8	NUT, 3/8"NF
7	631513	1	STRAP, suspension, left rear
8	035167	2	CAPSCREW, 3/8"NF x 7/8"
	044973	2	WASHER, plain
	904206	2	LOCKWASHER, 3/8"
	911041	2	NUT, 3/8"NF
9	631426	7	PLATE, suspension strap
	044973	14	WASHER, plain
	904206	14	LOCKWASHER, 3/8"
	911041	14	NUT, 3/8"NF
10	091805	6	BRACKET, latching
11	614478	12	CAPSCREW, 1/2"NF x 1-3/8"
	064531	12	WASHER, plain
	904208	12	LOCKWASHER, 1/2"
	911043	12	NUT, 1/2"NF
12	033060	6	FASTENER
	900764	18	RIVET, fl-hd., 3/16" x 1/2"
13	032834	4	HANDLE, lifting
	900764	8	RIVET, fl-hd., 3/16" x 1/2"
14	634255	1	PLATE, latching, right rear
15	035167	2	CAPSCREW, 3/8"NF x 7/8"
	044973	2	WASHER, plain
	904206	2	LOCKWASHER, 3/8"
	911041	2	NUT, 3/8"NF
16	634256	1	PLATE, retaining
17	012992	2	CAPSCREW, 3/8"NF x 1-1/4"
	904206	2	LOCKWASHER, 3/8"
	911041	2	NUT, 3/8"NF
18	634257	1	PLATE, spacing, right rear latching plate
19	633025	2	STRAP, suspension, front
20	035167	2	CAPSCREW, 3/8"NF x 7/8"
	044973	2	WASHER, plain
	904206	2	LOCKWASHER, 3/8"
	911041	2	NUT, 3/8"NF



USAGE: Special equipment. Applicable to tractors equipped with Standard Wrap-around Radiator Guard. See pages 307 and 308 for other units.

ITEM	PART NO.	QTY.	DESCRIPTION
1	093414	1	SCREEN, upper section
2	087897	1	SCREEN, lower section
3	071113	14	CAPSCREW, screen attaching (5/8"NC x 2")
	904209	14	LOCKWASHER, 5/8"
4	064810	14	WASHER, plain

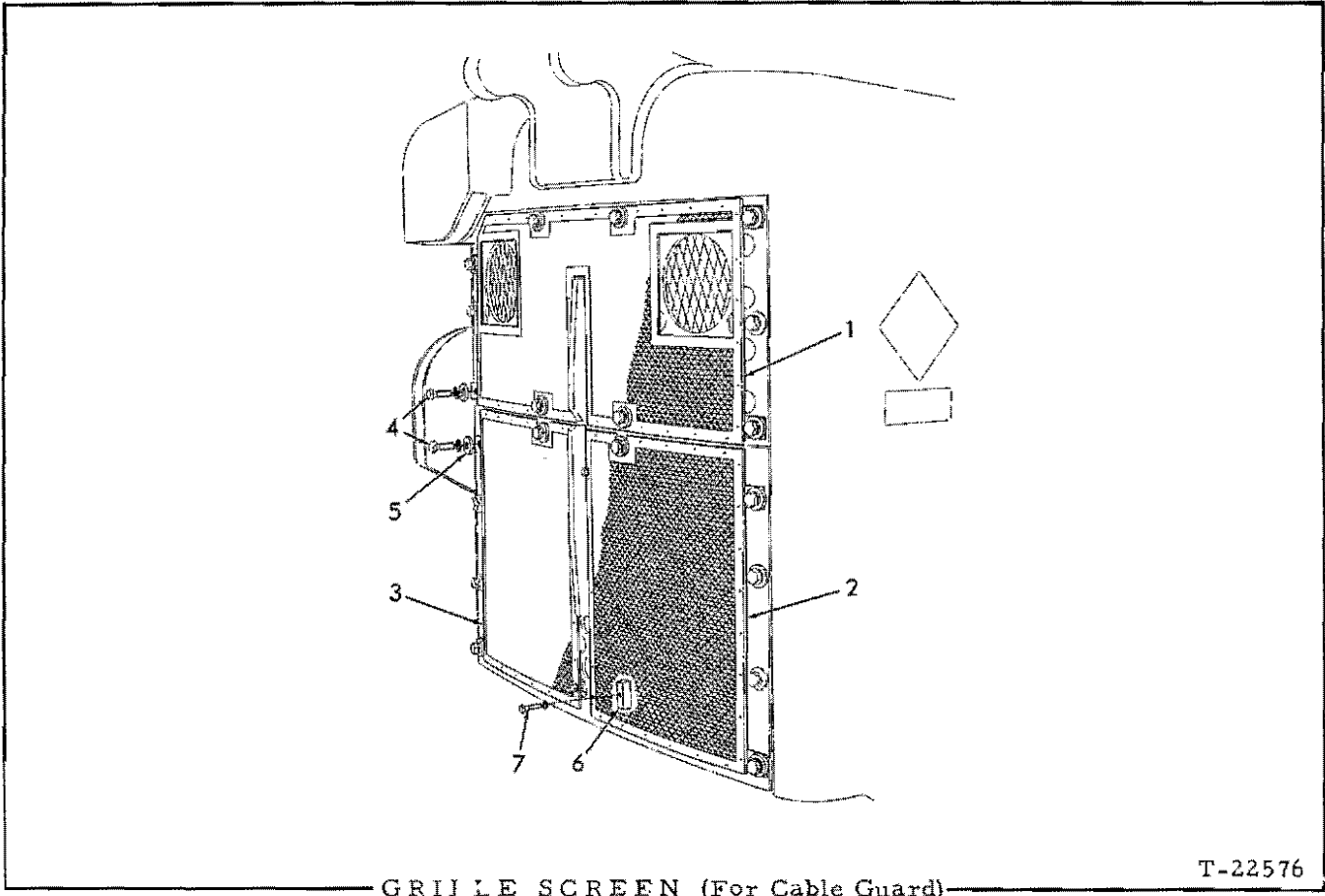


GRILLE SCREEN (For Hydraulic Guard)

T-22574

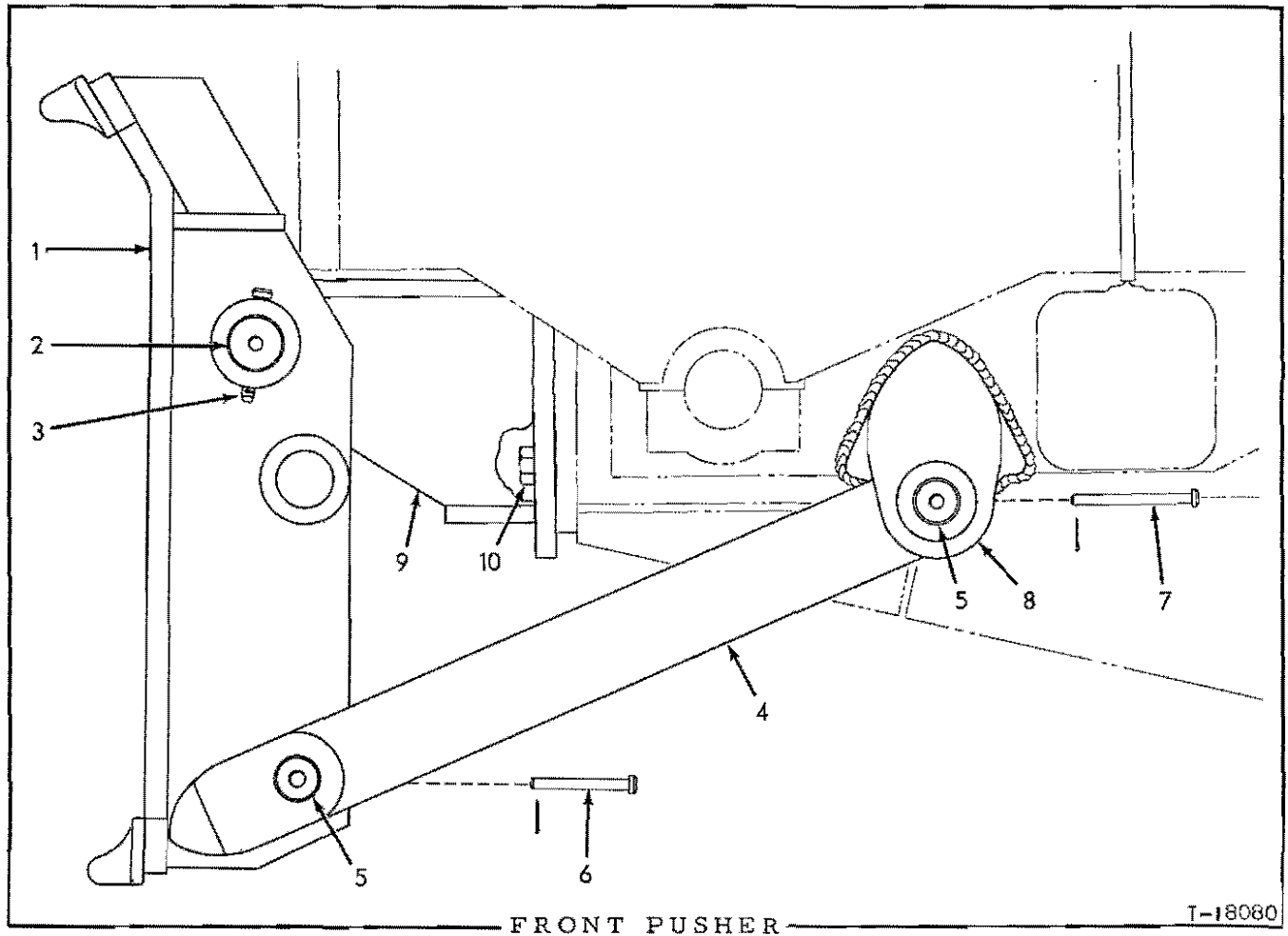
USAGE: Special equipment. Applicable to tractors equipped with Hydraulic Wrap-around Radiator Guard. Production discontinued. See pages 306 and 308 for other units.

ITEM	PART NO.	QTY.	DESCRIPTION
1	093414	1	SCREEN, upper section
2	095105	1	SCREEN, lower section, upper half
3	095100	1	SCREEN, lower section, lower half
4	071113	17	CAPSCREW, screen attaching (5/8"NC x 2")
	904209	17	LOCKWASHER, 5/8"
5	064810	17	WASHER, plain



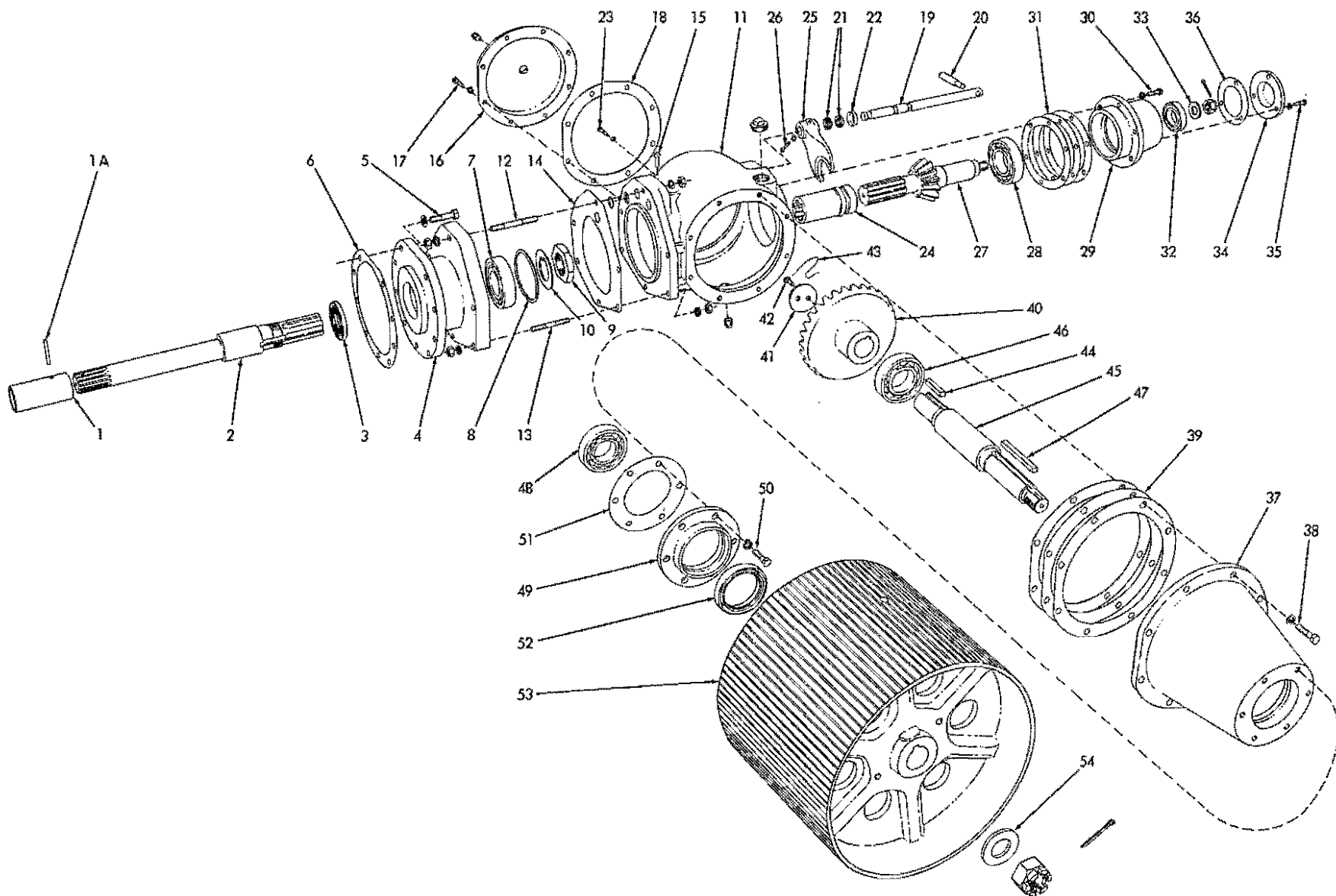
USAGE: Special equipment. Applicable to tractors equipped with Cable Wrap-around Radiator Guard and Rear-mounted Cable Control Unit. See pages 306 and 307 for other units.

ITEM	PART NO.	QTY.	DESCRIPTION
1	093616	1	SCREEN, upper section
2	088115	1	SCREEN, lower section, left
3	088116	1	SCREEN, lower section, right
4	071113	14	CAPSCREW, screen attaching (5/8"NC x 2")
	904209	14	LOCKWASHER, 5/8"
5	064810	14	WASHER, plain
6	087849	4	BLOCK, screen attaching capscREW (3/8"NF thread)
7	203188	4	CAPSCREW, screen attaching (3/8"NF x 1-1/2")
	904206	4	LOCKWASHER, 3/8"



USAGE: Special Equipment.

ITEM	PART NO.	QTY.	DESCRIPTION
1	080052	1	PUSHER
2	078497	2	PIN, pusher mounting
3	078508	2	PIN, retaining, pusher mounting pin
	900806	2	PIN, cotter, 1/8" x 1"
4	085658	2	STRUT, pusher bracing
5	080043	4	PIN, bracing strut
6	080952	2	PIN, retaining, bracing strut pin, front
	900806	2	PIN, cotter, 1/8" x 1"
7	085657	2	PIN, retaining, bracing strut pin, rear
	900806	2	PIN, cotter, 1/8" x 1"
8	085659	2	LUG, strut attachment (Requires welding to main frame)
9	084142	1	BRACKET, mounting
10	031055	6	CAPSCREW, 1"NF x 3-3/4"
	910916	6	LOCKWASHER, 1"
	911047	6	NUT, 1"NF



POWER PULLEY

POWER PULLEY

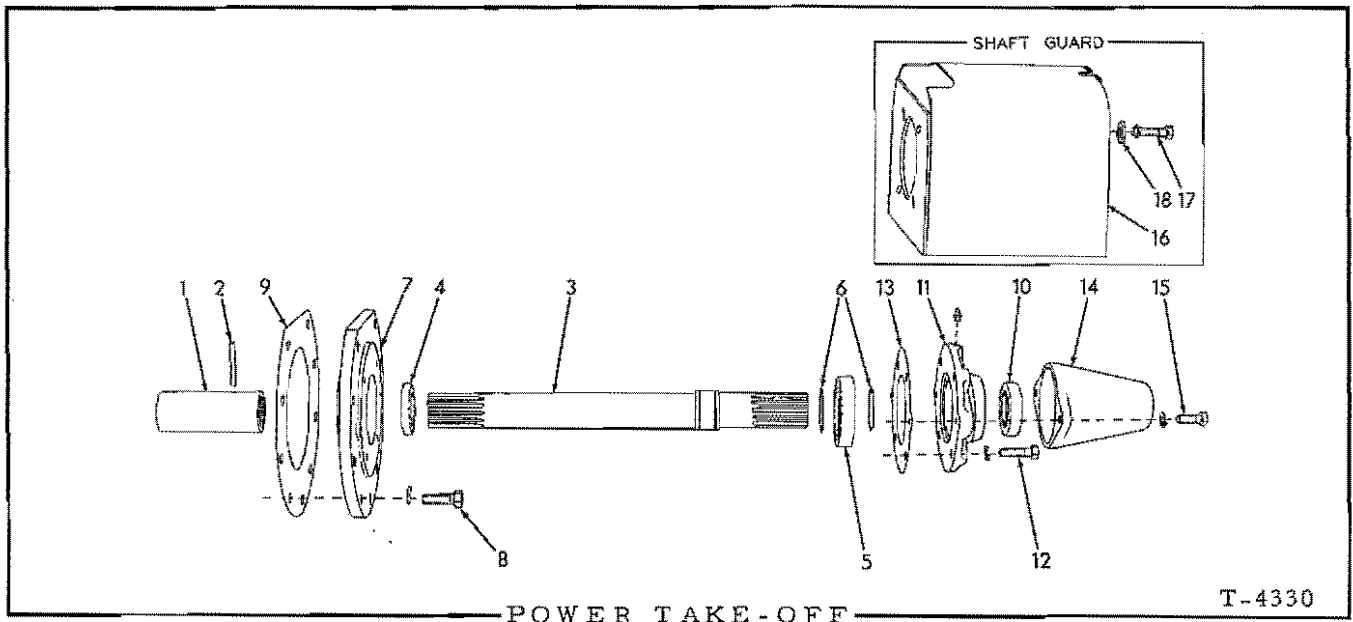
USAGE: Special equipment

ITEM	PART NO.	QTY.	DESCRIPTION
1	068388	1	COUPLING, front
1A	621171	1	PIN, rivet, coupling retaining
2	075865	1	SHAFT, input
3	053670	1	SEAL, oil, input shaft
4	058058	1	SPACER
5	023755	9	CAPSCREW, 5/8"NC x 2-1/4"
	904209	9	LOCKWASHER, 5/8"
6	052976	1	GASKET, spacer to transmission case
7	3021048	1	BEARING, ball, input shaft
8	048704	1	RING, snap, input shaft bearing
9	070176	1	NUT, bearing retaining
10	070114	1	WASHER, locking, bearing retaining nut
11	071229	1	CASE, gear
	910006	1	PLUG, expansion, 1-1/4"
	912726	1	PLUG, pipe, sq-hd., 3/4"NPT
	912770	1	PLUG, pipe, sq-hd., 1-1/2"NPT
12	058052	1	STUD, 5/8"NF x 5-1/8"
13	058053	5	STUD, 5/8"NF x 4-1/8"
	904209	12	LOCKWASHER, 5/8"
	911044	12	NUT, 5/8"NF
14	058054	1	GASKET, case to spacer
15	051447	1	BREATHER ASSEMBLY, gear case (Serviced only as a unit)
16	071218	1	COVER, gear case, side
17	035236	8	CAPSCREW, 1/2"NC x 1-3/4"
	904208	8	LOCKWASHER, 1/2"
	912726	1	PLUG, pipe, sq-hd., 3/4"NPT
18	071219	1	GASKET, gear case side cover
19	071213	1	SHAFT, shifting fork
20	021711	1	HANDLE, shifting fork shaft
21	034674	2	PACKING, shifting fork shaft
22	035405	1	RETAINER, shaft packing
23	013059	1	CAPSCREW, retaining, shifting fork shaft (3/8"NC x 2")
	904206	1	LOCKWASHER, 3/8"
24	041882	1	SLEEVE, coupling
25	071217	1	FORK, sleeve shifting
26	013059	1	CAPSCREW, 3/8"NC x 2"
	904206	1	LOCKWASHER, 3/8"

(Continued)

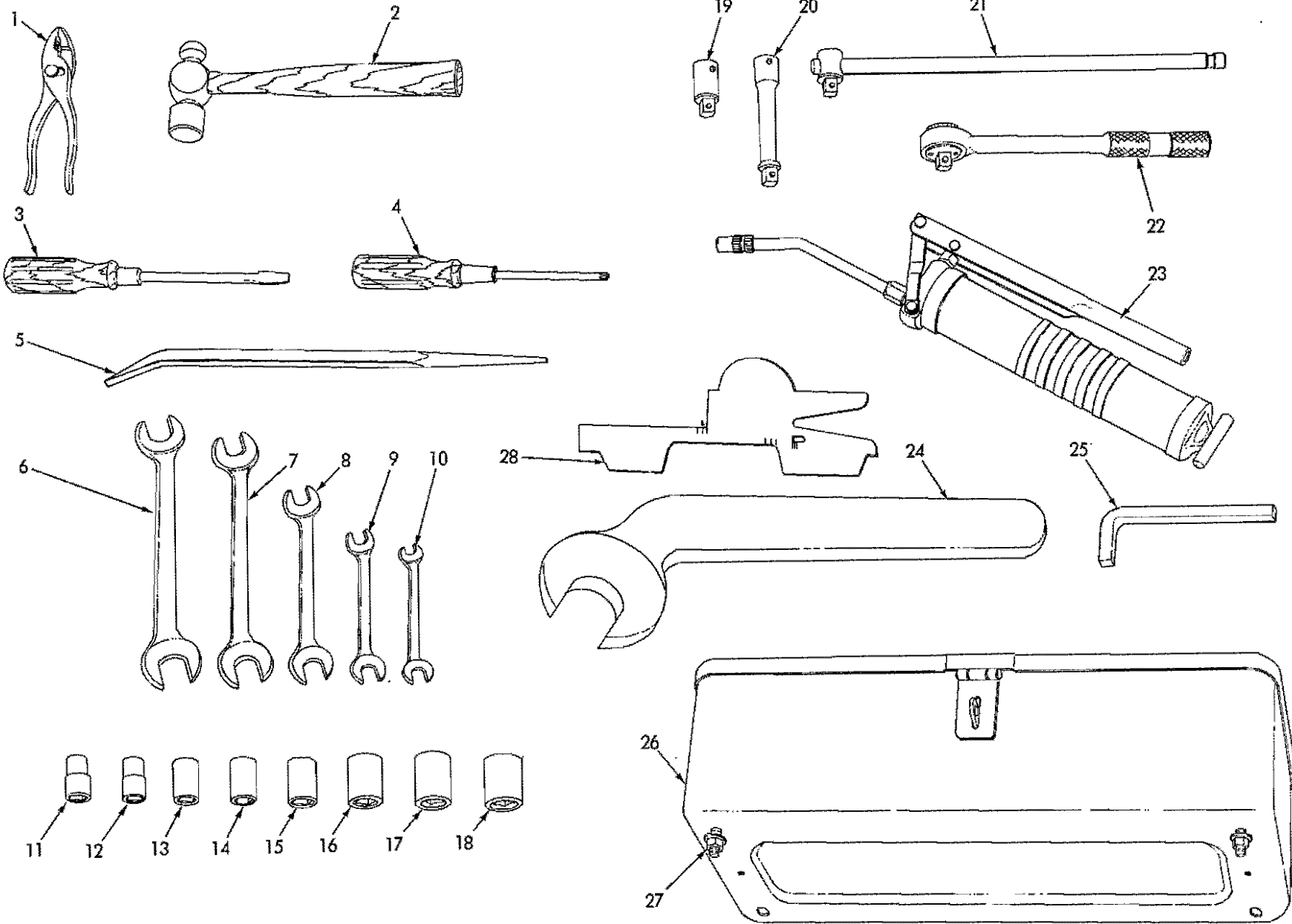
POWER PULLEY (Continued)

ITEM	PART NO.	QTY.	DESCRIPTION
27	041881	1	PINION AND SHAFT
28	042890	1	BEARING, ball, pinion shaft, front
29	-----	1	HOUSING, pinion shaft bearings (Discontinued)
30	035236	6	CAPSCREW, 1/2"NC x 1-3/4"
	904208	6	LOCKWASHER, 1/2"
31	071452	3	SHIM, pinion mesh adjustment (.005" thick. Use as req'd)
32	042847	1	BEARING, ball, pinion shaft, rear
33	071210	1	WASHER, retaining, pinion shaft rear bearing
	911057	1	NUT, castle, 1"NF
	904002	1	PIN, cotter, 1/8" x 2"
34	071205	1	CAP, pinion shaft bearing housing
35	035061	3	CAPSCREW, 1/2"NC x 1-1/4"
	904208	3	LOCKWASHER, 1/2"
36	071206	1	GASKET, bearing housing cap
37	-----	1	HOUSING, pulley shaft bearings (Discontinued)
38	035236	8	CAPSCREW, 1/2"NC x 1-3/4"
	904208	8	LOCKWASHER, 1/2"
39	071225	3	SHIM, gear mesh adjustment (.005" thick. Use as req'd)
	071226	3	SHIM, gear mesh adjustment (.010" thick. Use as req'd)
	071227	4	SHIM, gear mesh adjustment (.020" thick. Use as req'd)
40	041883	1	GEAR, bevel, pulley shaft (30 teeth)
41	071212	1	WASHER, bevel gear retaining
42	011259	2	CAPSCREW, drilled-hd., 1/2"NC x 1"
43	023633	1	WIRE, locking, 1/16" x 12"
44	071211	1	KEY, pulley shaft bevel gear
45	071221	1	SHAFT, pulley
46	638620	1	BEARING, ball, pulley shaft, inner
47	071215	1	KEY, belt pulley
48	204751	1	BEARING, ball, pulley shaft, outer
49	034696	1	RETAINER, pulley shaft outer bearing
50	035061	6	CAPSCREW, 1/2"NC x 1-1/4"
	904208	6	LOCKWASHER, 1/2"
51	071207	1	GASKET, pulley shaft bearing retainer
52	029563	1	SEAL, oil, pulley shaft
53	077174	1	PULLEY, belt (18" diam.)
54	071209	1	WASHER, belt pulley retaining
	911058	1	NUT, castle, 1-1/2"NF
	904006	1	PIN, cotter, 3/16" x 2-3/4"



USAGE: Special equipment. Runs at engine speed.

ITEM	PART NO.	QTY.	DESCRIPTION
1	068388	1	COUPLING, front
2	621171	1	PIN, rivet, coupling retaining
3	068480	1	SHAFT, coupling
4	037676	1	SEAL, oil, inner
5	067566	1	BEARING, ball
6	058274	2	RING, snap
7	068488	1	CAGE, coupling shaft bearing
8	036707	9	CAPSCREW, 5/8"NC x 1-3/4"
	904209	9	LOCKWASHER, 5/8"
9	068487	1	GASKET, coupling shaft bearing cage
10	068491	1	SEAL, oil, outer
11	068490	1	RETAINER, oil seal
	914465	1	FITTING, lubricating, straight, 1/8"NPT
12	035236	4	CAPSCREW, 1/2"NC x 1-3/4" (Replaced by 921556 CAPSCREW when coupling shaft guard is used. See item 16)
	904208	4	LOCKWASHER, 1/2"
13	068489	1	GASKET, oil seal retainer
14	055529	1	COVER, shaft protecting
15	035061	2	CAPSCREW, 1/2"NC x 1-1/4"
	904208	2	LOCKWASHER, 1/2"
16	078482	1	GUARD, coupling shaft (When installed, item 14 is discarded)
17	921556	4	CAPSCREW, 1/2"NC x 2"
	904208	4	LOCKWASHER, 1/2"
18	064531	4	WASHER, plain

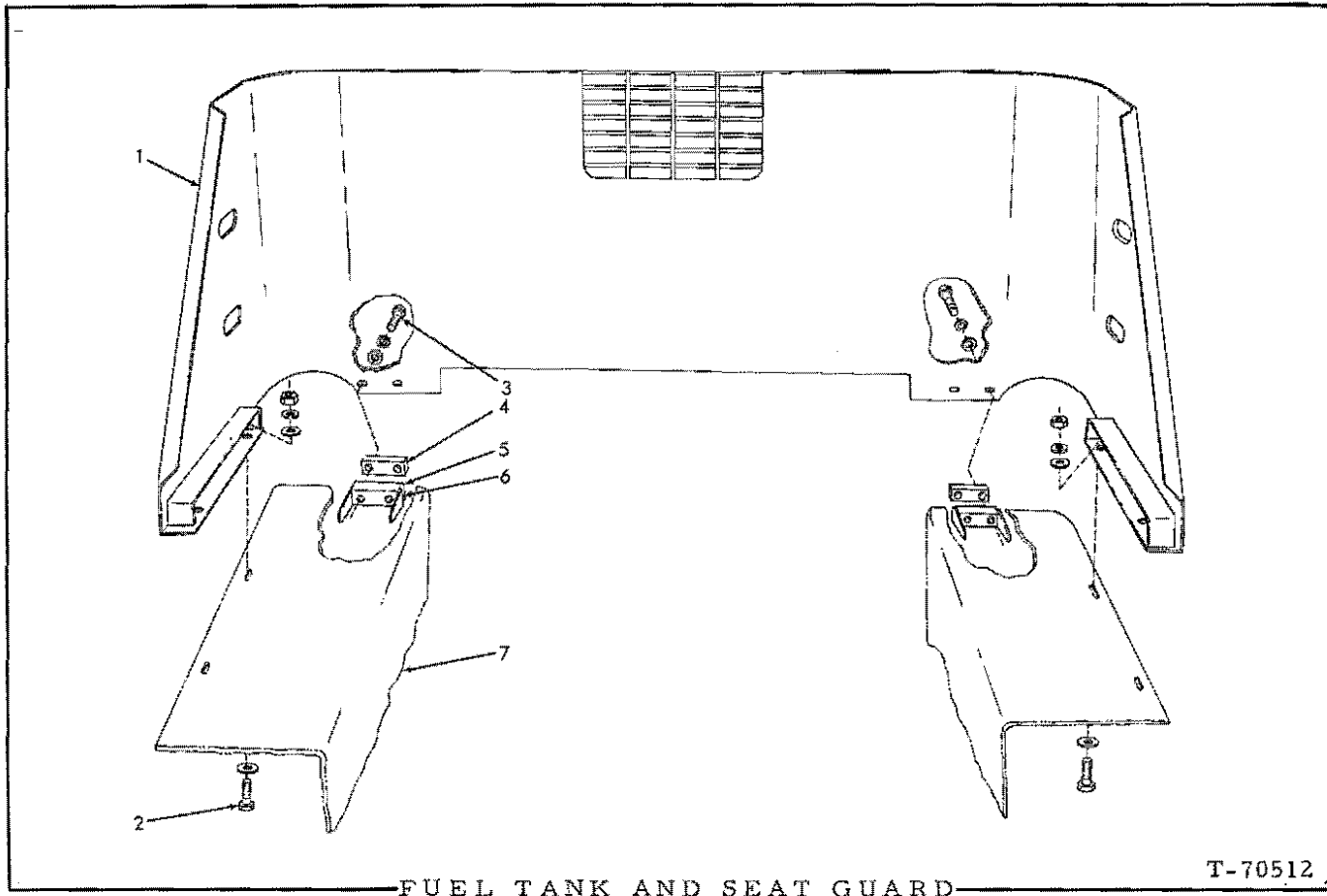


TOOLS

ITEM PART NO. QTY. DESCRIPTION

NOTE: For other recommended service tools, see Service Tool Manual Form 650850

1	012389	1	PLIERS, slip joint, 6"
2	012387	1	HAMMER, ball peen, 1 lb.
3	036268	1	SCREWDRIVER, 9-3/4" long
4	914732	1	SCREWDRIVER, Phillips #2
5	052371	1	BAR, pinch, 16" long
6	050611	1	WRENCH, open end, double head, 15 ^o , 15/16" and 1-1/16"
7	050610	1	WRENCH, open end, double head, 15 ^o , 3/4" and 7/8"
8	050609	1	WRENCH, open end, double head, 15 ^o , 5/8" and 3/4"
9	050608	1	WRENCH, open end, double head, 15 ^o , 1/2" and 9/16"
10	050607	1	WRENCH, open end, double head, 15 ^o , 3/8" and 1/2"
11	914709	1	SOCKET, 1/2" square drive, 1/2" hex
12	914710	1	SOCKET, 1/2" square drive, 9/16" hex
13	914711	1	SOCKET, 1/2" square drive, 5/8" hex
14	914712	1	SOCKET, 1/2" square drive, 11/16" hex
15	914713	1	SOCKET, 1/2" square drive, 3/4" hex
16	914714	1	SOCKET, 1/2" square drive, 7/8" hex
17	914715	1	SOCKET, 1/2" square drive, 15/16" hex
18	914716	1	SOCKET, 1/2" square drive, 1" hex
19	914717	1	BAR, extension, socket, 1/2" drive, 2" long
20	914718	1	BAR, extension, socket, 1/2" drive, 5" long
21	050612	1	HANDLE, socket, sliding T, 1/2" square drive, 15" long
22	914719	1	HANDLE, socket, ratchet, 1/2" square drive
23	073735	1	GUN, grease (Serviced only as a unit)
24	095120	1	WRENCH, track release adjustment (2-1/8" opening)
25	043769	1	WRENCH, drain and filling plugs (90 ^o , 1/2" square)
26	604943	1	BOX, tool
27	012992	4	CAPSCREW, 3/8"NF x 1-1/4"
	630753	4	WASHER, plain (heavy)
	911115	4	WASHER, plain SAE std., 3/8"
	904206	4	LOCKWASHER, 3/8"
	911041	4	NUT, 3/8"NF
28	644381	1	GAUGE, wear (Provides maximum wear tolerances for track, grouser shoes, sprockets, idlers and track rollers)

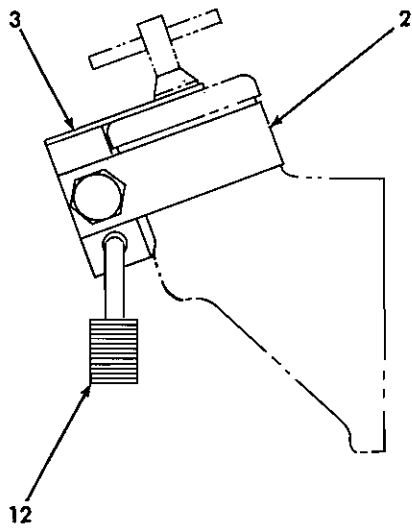


USAGE: Special equipment.

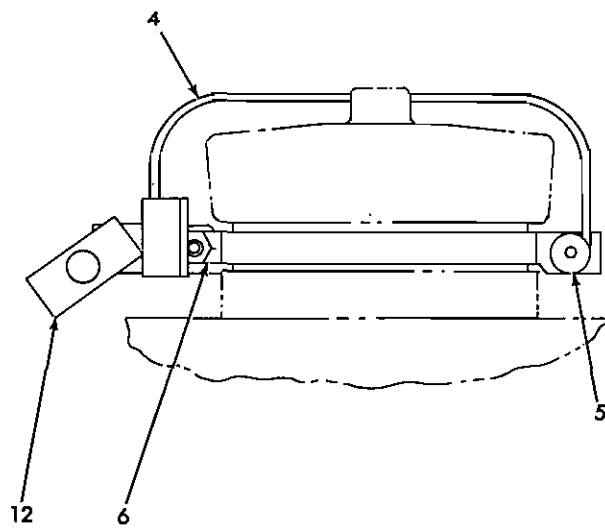
* Use prior to tractor serial No. 6310 excluding #6298
 ** Effective with tractor serial No. 6310 including #6298

ITEM	PART NO.	QTY.		DESCRIPTION
		*	**	
1	632412	1	-	GUARD
	643586	-	1	GUARD
2	035248	6	4	CAPSCREW, 5/8"NF x 2-1/4"
3	023465	-	4	CAPSCREW, 5/8"
	064810	12	12	WASHER, plain
	904209	6	8	LOCKWASHER, 5/8"
	911044	6	4	NUT, 5/8"NF
4	651185	-	2	SPACER
5	651184	-	2	BLOCK, tapped (Requires welding to fender)
6	085315	-	4	GUSSET, bracing, tapped block (Requires welding to tapped block) (Not required on units equipped with special Heavy-duty Fenders)
7	-----	-	-	FENDER (See REAR FENDERS)

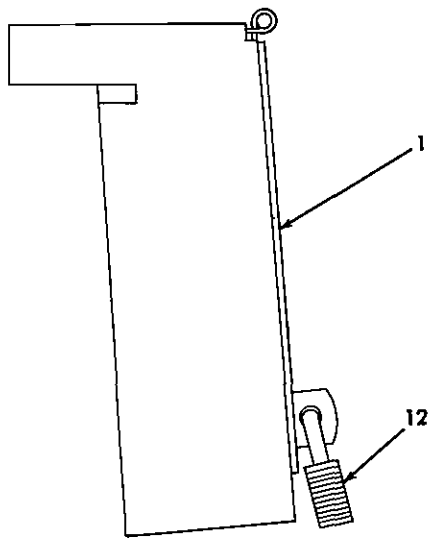




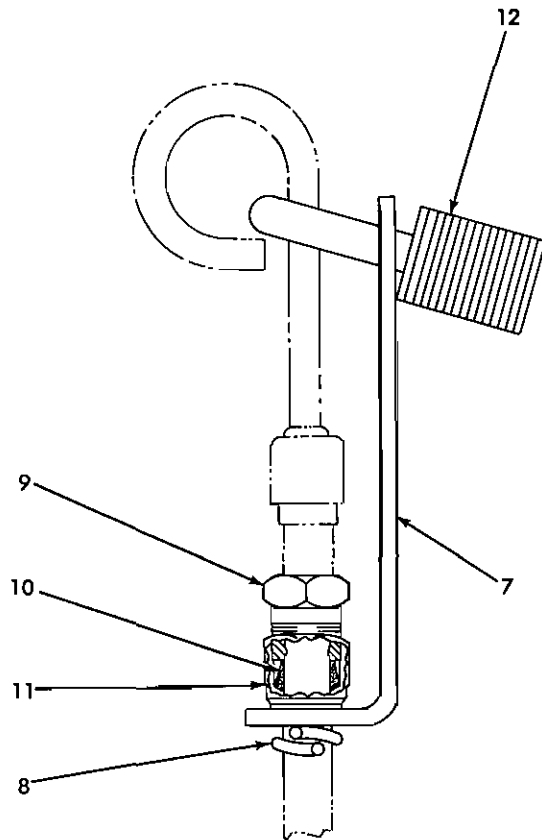
ENGINE OIL FILLER TUBE



FUEL TANK



INSTRUMENT PANEL



ENGINE OIL DIPSTICK

VANDALISM PREVENTION PARTS

T-76967

VANDALISM PREVENTION PARTS

USAGE: Special equipment

ITEM	PART NO.	QTY.	DESCRIPTION	
1	0657694-6	1	GUARD, instrument panel (Units equipped with "Farr" air cleaner)	} Requires welding to cowl
	0673778-7	1	GUARD, instrument panel (Units equipped with "Donaldson" air cleaner)	
2	0660070-4	1	COLLAR, engine oil filler elbow	
	0921565-8	1	CAPSCREW, 3/8"NC x 1-1/8"	
	0910287-2	1	LOCKWASHER, 3/8"	
	0044973-6	1	WASHER, plain	
3	0659112-7	1	BRACKET, engine oil filler closure	
4	0657358-8	1	COVER, fuel tank cap (Tractors prior to #8528)	
	0657553-4	1	COVER, fuel tank cap (Tractors #8528 and up)	
5	0924838-6	1	RIVET, fuel tank cap cover	
6	0659259-5	1	CLAMP, fuel tank filler neck (Tractors prior to #8528)	
	0657556-7	1	CLAMP, fuel tank filler neck (Tractors #8528 and up)	
	0927401-0	1	CAPSCREW, 1/4"NC x 1"	
	0910285-6	1	LOCKWASHER, 1/4"	
	0911024-8	1	NUT, 1/4"NC	
7	0659175-4	1	ANGLE, locking, engine oil level gauge	
8	4254980-8	1	CLAMP, supporting, locking angle	
9	0650178-7	1	NUT, locking, engine oil level gauge (upper)	
10	0925164-6	1	FERRULE, locking nut	
11	0925162-0	1	NUT, locking, engine oil level gauge (lower)	
12	0928052-0	4	PADLOCK	



NUMERICAL INDEX

Part No.	Page	Part No.	Page	Part No.	Page	Part No.	Page
011259...	312	036203...	75, 77	050610...	315	056585...	245
012387...	315	036268...	315	050611...	315	056614...	241
012389...	315	036707...	249 thru 313	050612...	315	056863...	75, 79
012453...	257	036997...	125, 127	050748...	117, 137, 174	057281...	150
012526...	107, 223, 235	037000...	175	050972...	129	057407...	160
012561...	231, 239	037450...	107, 120, 129	051006...	83	058052...	311
012586...	219, 257, 274	037573...	253	051112...	237	058053...	311
012742...	109 thru 272	037676...	313	051121...	237	058054...	311
012757...	258	038203...	249, 251, 254	051124...	237	058058...	311
012762...	173, 219, 229	038234...	73, 81	051352...	275	058135...	151
012767...	221, 233, 239	040011...	137	051447...	311	058274...	313
012984...	233, 239	040013...	117	051473...	199	058313...	125
012992...	109 thru 315	040382...	265	051496...	173	058572...	179
013006...	227	040475...	177	051513...	125, 127, 130	058614...	216
013058...	97 thru 293	040503...	219	051623...	245	058694...	117
013059...	97, 311	040831...	151	051629...	245	058707...	183
013465...	224	041017...	152	051634...	239	058730...	113
013467...	221, 223, 224	041250...	105 thru 293	051715...	99	058739...	146, 147
021527...	175	041809...	119	051798...	241	058741...	146, 147
021711...	311	041877...	295	051959...	245	058793...	97, 123
023465...	181 thru 316	041881...	312	051998...	181	058825...	179
023618...	241, 273	041882...	311	052021...	107	058841...	183
023633...	15 thru 312	041883...	312	052049...	153	058842...	183
023755...	57, 253, 311	041917...	99	052070...	179	058843...	183
023756...	117, 146, 177	041981...	69, 159, 293	052071...	179	058875...	183
028847...	275	042121...	150	052106...	97	058916...	178
028979...	150	042121...	152	052119...	177	058936...	195
029563...	312	042430...	215, 272, 273	052161...	181	059007...	275
031055...	309	042847...	312	052168...	141	059010...	275
031671...	297	042852...	152	052191...	117, 295	059017...	274
032834...	303, 305	042873...	245	052225...	69, 153, 293	059024...	178
033060...	263, 303, 305	042890...	312	052253...	229	059025...	178
033288...	182 thru 247	042898...	245	052371...	315	059026...	178
034076...	278	042975...	119	052374...	153	059035...	177
034265...	134, 144, 174	043397...	120	052408...	181	059048...	177
034268...	174	043491...	239	052426...	181	059064...	178
034269...	134, 144, 174	043769...	315	052444...	179, 181	059242...	113
034440...	224, 225	043881...	70	052505...	262	059243...	113
034674...	311	043886...	105, 109	052527...	233, 258	059244...	113
034696...	312	044249...	129 thru 197	052543...	185	059245...	113
035014...	56, 247	044810...	281	052545...	185	059314...	174
035018...	75 thru 261	044875...	254	052611...	181	059315...	174
035061...	25 thru 313	044973...	72 thru 305	052612...	181	059328...	155, 157
035067...	212 thru 297	045174...	187	052639...	215	059385...	245
035068...	57 thru 231	045252...	297	052642...	215	059386...	245
035073...	109 thru 301	045253...	163, 167	052643...	165	059387...	245
035159...	160	046321...	110	052662...	160, 165	059403...	229
035167...	59 thru 305	046419...	84 thru 188	052669...	129, 216	059487...	231
035188...	254	047063...	297	052671...	216, 217	059589...	155, 157
035190...	133 thru 267	047381...	288, 289	052747...	127	059599...	241
035220...	298	047478...	79, 81	052782...	295	059617...	239
035221...	49 thru 297	048142...	281 thru 290	052791...	295	059618...	239
035229...	179 thru 254	048209...	177	052976...	173, 311	059619...	239
035236...	73 thru 313	048603...	83	052977...	173	059698...	278
035244...	59, 289	048606...	83	052979...	173	059699...	231
035248...	53 thru 316	048608...	83	053096...	144	059701...	231
035249...	37 thru 231	048679...	239	053100...	57	059705...	231
035250...	37 thru 231	048681...	239	053243...	215	059713...	241
035278...	127 thru 215	048698...	155, 157	053244...	215	059731...	241
035306...	223 thru 226	048704...	311	053251...	275	059735...	241
035336...	195, 206, 281	048922...	282	053421...	231	059737...	241
035405...	311	049487...	181	053616...	97, 160	059738...	241
035422...	221	049918...	160, 181	053619...	72	059739...	241
035423...	237	049936...	179	053670...	311	059740...	241
035439...	49 thru 298	049988...	125, 127	053926...	125, 127, 130	059741...	241
035440...	181, 185	049993...	125, 127, 129	054220...	117	059742...	241
035525...	134 thru 298	050276...	160 thru 178	054305...	199	059776...	198
035541...	221	050288...	290	054459...	123	059778...	198
035712...	99, 153, 191	050291...	293	054890...	182 thru 247	059782...	198
035733...	134 thru 297	050357...	173	055234...	59	059783...	173
035793...	177, 183	050433...	215	055235...	295	059813...	146, 147
035892...	49 thru 216	050447...	275	055416...	129	059971...	129
035916...	299	050594...	57	055529...	313	059973...	129
035979...	159, 174	050595...	57	055589...	282	059981...	129
036032...	187, 286	050607...	315	055604...	105	060689...	107, 110
036034...	49 thru 298	050608...	315	056166...	227, 229	061554...	187
036039...	129, 267	050609...	315	056498...	117	061656...	107

NUMERICAL INDEX

Part No.	Page	Part No.	Page	Part No.	Page	Part No.	Page
061671...107		069374...155		074245...119		081214...75, 79	
061689...107 thru 273		069377...155		074452...284, 286		081343...167	
062098...185		069378...152		074487...237		081404...295	
063222...70		069386...155, 157		074489...237		081405...247	
063889...51		069390...152		074679...113		081406...247	
063890...51		069423...152		074740...239		081614...105	
063891...51		069425...155		074814...153		081867...295	
064531...73 thru 305		069427...155, 157		074815...153		082013...193, 196	
064810...53 thru 316		069428...150		074817...153		082014...107	
065468...109		069434...150		074818...151		082067...163	
065512...117, 151		069435...150		074822...151		082189...59	
065613...57		069436...150		074838...151		082240...160	
065878...229		069441...181, 183		074841...153		082441...52	
066068...241		069442...150, 152		074842...151		082442...49	
066253...86		069443...150 thru 153		074960...261		082443...51	
066255...87		069444...151		075391...149		082444...51	
066261...86		069445...155, 157		075535...281, 283		082449...50	
066467...290		069446...155, 157		075567...239		082487...50	
066517...86		069447...155, 157		075756...127		082488...50	
066692...237		069448...155, 157		075769...87		082489...50	
066862...285		069449...152		075770...87		082490...50	
066872...85		069451...150		075771...86		082491...50	
066873...85		069452...150		075824...157		082492...50	
066874...85		069468...160		075865...311		082493...50	
066875...85		069579...178		075905...147		082505...50	
066876...85		069657...90		075950...146, 147		082608...105	
066941...231		069661...155		076469...295		082811...193	
067110...285		069674...288		076522...293		082829...97	
067112...285		069679...148		076572...295		082875...160	
067137...245		070114...311		076668...51		082884...261	
067139...245		070161...260		076684...107		082885...261	
067141...245		070176...311		076685...107		082905...193	
067177...84		070272...219, 253		076726...173		082915...233, 235	
067251...239		070285...107 thru 257		077174...312		082937...193	
067253...239		070400...219 thru 258		077241...135		083209...247	
067348...181		070403...212, 215		077285...237		083212...237	
067480...174		070467...53 thru 297		077286...237		083380...105	
067518...181		070469...52 thru 275		077287...237		083390...229	
067519...181		070590...249, 251, 253		077888...278		083399...293	
067520...181		070861...251		078206...145		083408...229	
067534...181		070960...129 thru 169		078314...146, 147		083476...152	
067535...179		071113...306, 307, 308		078402...164, 168		083477...152	
067543...148, 149, 173		071205...312		078482...313		083478...152	
067566...313		071206...312		078497...309		083479...152	
067578...178		071207...312		078508...309		083501...185	
067680...178		071209...312		078620...125, 127		083503...185	
067884...105		071210...312		078742...163, 167		083505...185	
067902...73, 81		071211...312		078810...69 thru 188		083507...182	
067913...293		071212...312		078861...152		083509...181	
067914...293		071213...311		078862...151, 155, 157		083511...185	
067916...293		071215...312		078864...150		083515...185	
067923...293		071217...311		078866...275		083516...185	
067924...293		071218...311		079234...153		083517...185	
067962...99		071219...311		079256...153		083518...181	
068388...311, 313		071221...312		079489...113		083524...97	
068389...125, 127, 217		071225...312		079660...241		083538...105	
068480...313		071226...312		079678...113		083539...105	
068487...313		071227...312		079762...113		083540...105	
068488...313		071229...311		079763...113		083542...105	
068489...313		071452...312		080043...308		083615...167	
068490...313		072366...241, 245		080052...309		083616...147	
068491...313		072438...67, 188		080166...160		083617...243	
068875...87		073106...84		080459...52		083658...97	
068876...87		073169...239		080487...185		083665...107	
068878...87		073424...219		080488...181		083676...97	
068879...87		073468...219		080669...274		083683...281	
068881...87		073539...105, 109		080758...51		083708...97	
068911...209		073733...151, 153		080867...164, 168		083710...293	
069010...140		073735...315		080882...164, 168		083778...14	
069072...185		073738...153		080939...168		083792...183	
069327...179		073764...182		080943...160		083838...261	
069328...181, 183		073765...185		080952...309		083915...57	
069357...152		073771...150		081094...69		083917...56	
069358...152		073777...155		081132...69		083955...57	
069359...150		073808...151, 153		081200...157		084042...109	
069369...150		073809...287		081201...157		084142...309	
069370...150, 152		073927...120		081202...157		084177...111	

NUMERICAL INDEX

Part No.	Page	Part No.	Page	Part No.	Page	Part No.	Page
084177...111		091862...163,167		097026...83		614478...69 thru 305	
084222...97		091976...297		097088...117		617932...129,169	
084238...283		092013...189		097324...243		619260...129	
084351...146,147		092160...84,86		097486...75,79		619801...143	
084384...254		092163...57 thru 265		097494...67		620035...289	
084413...249,251,253		092665...105 thru 254		097507...231		620238...168	
084432...181,185		092727...59		097512...83		620240...168	
084581...251		092793...84		097534...59		620242...168	
084593...239		092908...251		097744...281		620253...191,206	
084612...251		093043...254		097964...219		620274...163	
084643...219		093098...253		098095...251,254		620284...163	
084655...249,254		093178...249,251		098096...251,254		620313...163,167	
084694...255		093183...249,251		098097...249,254		620350...291	
084757...254		093191...251		098098...249,254		620472...299	
084758...254		093192...253		098922...150		620474...299	
084773...258		093195...281		098955...157		620859...255	
084888...109		093196...281		098956...157		620957...164	
084895...295		093198...249		098957...155,157		620959...164	
084897...51		093224...249		098958...153		620961...164	
084899...51		093225...251		098961...157		620964...164,168	
084979...249,251,254		093241...254		098970...276		620974...163,167	
085015...113		093260...253		098996...155,157		620975...160	
085026...258		093273...253		098997...155,157		620980...163,167	
085058...255		093414...306,307		099060...155		620981...163,167	
085065...113		093431...241		099061...14		620982...163,168	
085086...113		093616...308		099062...15		621039...133,143	
085087...254		093713...151		099066...152		621171...311,313	
085140...251		093751...59		099073...155		621186...117,137	
085275...111		093752...59		099074...155		621201...299	
085315...316		093972...288,289		099137...107		621262...163,167	
085453...73,80,81		094115...179		099299...229		621299...241	
085616...113		094116...179		099300...229		621304...49,53,137	
085617...219		094117...179		099301...229		621330...150,163,167	
085657...309		094118...179		099302...229		621332...152	
085658...309		094167...51		099303...229		621333...152	
085659...309		094317...129		099435...15		621334...155,157	
085680...295		094422...49,137		099506...245		621335...155,157	
085877...163,167		094450...289		099575...213		621342...279	
085878...163,167		094455...255		099803...253		621343...278	
085957...258		094467...53		099898...155,157		621357...278	
086961...255		094483...123		099899...152,157		621400...279	
086979...99		094527...288,289		099910...198		621445...155,157	
087026...237		094625...293		099911...198		621446...152	
087027...237		094630...283		099912...198		621451...134 thru 189	
087313...295		094642...83		099913...198		621501...174	
087528...115		094665...83		099914...198		621502...174	
087741...265		094890...83		099915...193		621680...150	
087742...265		095100...307		099916...198		621683...151	
087849...308		095105...307		099917...198		621775...57	
087897...306		095120...315		099963...117,175		622001...245	
088038...83		095265...286		182763...282		622002...237	
088044...249,254		095267...286		185502...75,79		622080...163,167	
088115...308		095421...67		185984...293		622136...181	
088116...308		095543...178		188436...271		622195...239	
088526...97		095575...107		196662...75,79		622207...212	
088561...99		095779...189		196663...75,79		622751...239	
088736...198		095869...134,144		200479...83		622753...239	
089019...97		095951...257		203188...301,308		622781...193	
089107...90		095980...59		204751...312		622789...198	
089229...251,253		096046...293		208253...199		622790...198	
089230...251,253		096056...293		208960...281,283,285		622806...178	
089231...251,253		096071...293		223502...83		622807...181	
089292...285		096092...293		223585...119		622901...173	
089814...134,144		096093...293		240962...287		622902...173	
089829...167		096208...90		600236...219 thru 275		622916...134,170,171	
089894...90		096211...173		603010...125		623003...177	
090020...69,159,187		096212...173		604398...179		623004...177	
090645...153		096310...59		604435...127		623007...177	
090655...198		096328...59		604925...125		623008...177	
090870...262		096409...69		604943...315		623130...211	
091063...301		096630...241		605782...90		623131...211	
091540...50		096815...51		605808...290		623132...211	
091572...181		096816...51		606009...160		623133...211	
091662...226		096908...295		607414...299		623136...212	
091759...221		096918...295		609264...134,144		623137...212	
091765...221		096922...160,163,167		609470...253		623138...212	
091805...303,305		096935...49		609674...253		623139...212,216	

NUMERICAL INDEX

Part No.	Page	Part No.	Page	Part No.	Page	Part No.	Page
623140...	212	623836...	135	629542...	215	630938...	149
623144...	211	623837...	135	629543...	216	630939...	148
623151...	215	623838...	135	629544...	216	630947...	174
623153...	211	623876...	177	629545...	216	630951...	174
623157...	211	623877...	177	629548...	215	631031...	231
623158...	211	623878...	177	629616...	217	631033...	231
623164...	212, 215, 216	623879...	177	629664...	174	631034...	231
623168...	211	623880...	295	629697...	276	631046...	147
623179...	211	623902...	163, 167	629698...	276	631047...	147
623180...	211	623903...	163, 167	629716...	187	631056...	169
623181...	211	623904...	164, 168	629717...	187	631058...	169
623188...	170, 171	623905...	164, 168	629721...	137	631060...	169
623194...	208	623927...	177	629734...	152	631064...	168
623195...	208	623928...	183	629755...	72	631065...	169
623196...	209	623929...	177	629849...	167	631066...	169
623197...	208	623930...	178	629943...	146	631139...	264
623198...	208	623932...	177	630052...	177, 183	631142...	264
623201...	208	623933...	178	630045...	177, 183	631147...	265
623202...	208	623983...	237	630102...	174	631155...	143
623203...	208	624076...	211	630115...	259	631198...	83
623204...	208	624193...	211	630116...	259	631199...	83
623205...	209	624207...	241	630117...	259	631224...	83
623206...	208	624416...	262, 263	630118...	259	631225...	83
623207...	209	624426...	263	630119...	259	631226...	83
623210...	209	624488...	297	630148...	285	631264...	133
623211...	209	624584...	69 thru 188	630151...	262	631267...	133, 143
623234...	189, 193, 197	624585...	67, 70	630154...	75, 79	631268...	143
623235...	189	624669...	120	630157...	75, 79	631270...	169
623268...	195	624670...	120	630158...	72	631271...	133, 143
623281...	191	624815...	140	630159...	72	631274...	137
623335...	152	624816...	140	630160...	75	631275...	127
623337...	155	625383...	275, 276	630169...	129	631277...	144
623337...	155	625970...	275	630175...	141	631277...	144
623338...	157	626497...	253	630207...	286	631278...	144
623334...	155, 157	627377...	205	630280...	189	631280...	134, 144
623420...	204	627378...	205	630290...	148, 149	631283...	133, 143
623427...	205	627380...	205	630298...	191	631284...	137
623428...	205	627399...	279	630311...	67	631285...	134, 144
623429...	205	627428...	295	630363...	107, 110	631286...	134, 144
623430...	204	627451...	164, 158, 188	630364...	107, 110	631287...	133, 143
623431...	204	627817...	213	630437...	130	631288...	137
623452...	120	628001...	269	630452...	289	631289...	137
623466...	119	628019...	209	630453...	288	631290...	237
623489...	208	628157...	169, 187	630486...	165	631293...	278
623501...	279	628161...	199	630493...	129	631347...	127
623516...	177	628224...	123	630498...	129	631375...	143
623547...	173	628225...	123	630502...	227, 229	631404...	267
623548...	173	628226...	123	630503...	227, 229	631418...	149
623560...	211	628227...	123	630510...	129	631419...	148
623612...	189	628228...	123	630528...	204	631421...	187
623616...	189	628229...	123	630540...	50	631425...	67
623617...	189	628230...	123	630546...	229	631426...	301, 303, 305
623618...	148, 149	628233...	123	630629...	264	631476...	67, 70
623636...	173	628458...	207	630632...	107	631477...	67
623637...	212	628535...	216	630713...	83	631492...	67
623643...	231	628536...	216	630753...	315	631494...	69
623662...	177	628571...	140, 141	630787...	83	631496...	69
623667...	152, 157	628572...	140	630795...	159, 187	631498...	70
623703...	152	628736...	70, 159, 188	630796...	137	631513...	303, 305
623704...	155, 157	628737...	70	630797...	123	631514...	303, 305
623705...	171	628738...	67, 70	630811...	187	631524...	143
623706...	170	628748...	165	630812...	187	631530...	148
623707...	170	628915...	241	630827...	83	631555...	67
623729...	153	628936...	241	630828...	83	631564...	77, 79
623758...	216	628937...	241	630830...	83	631566...	83
623774...	212	628951...	174	630833...	188	631570...	15
623781...	183	629040...	150, 151	630836...	188	631571...	291
623782...	183	629041...	151	630837...	188	631572...	291
623783...	177, 183	629188...	284	630838...	187	631573...	291
623784...	183	629189...	285	630841...	187	631574...	291
623786...	183	629205...	278	630849...	187	631643...	70
623787...	174	629253...	215	630850...	188	631646...	70
623820...	262, 263	629262...	187	630851...	187	631649...	70
623830...	171	629454...	188	630852...	188	631652...	70
623831...	171	629510...	215	630856...	188	631664...	251
623832...	170	629515...	217	630862...	147	631682...	69
623835...	135	629531...	272	630917...	290	631683...	69

NUMERICAL INDEX

Part No.	Page	Part No.	Page	Part No.	Page	Part No.	Page
631773...15		632609...140		633700...149		634650...67, 70	
631774...15		632610...139		633717...225		634661...134	
631795...259		632611...140		633720...276		634673...134	
631828...194		632615...140		633729...276		634677...287	
631869...194		632617...127		633730...276		634703...117	
631870...194		632618...140		633733...276		634758...159	
631872...194		632619...140		633747...278		634905...301	
631882...216		632620...140		633787...261		634928...301	
631883...215		632621...140		633797...194, 197		634929...301	
631935...204		632622...139		633830...160		634980...159	
631959...221, 223, 225		632623...140		633866...117		635082...164, 168	
631960...221, 223, 225		632624...140		633887...159		635084...168	
631975...69		632625...139		633888...159		637532...297	
631981...216		632628...127		633889...159		637580...295	
631987...69		632632...140		633893...160		637701...231	
632053...267		632634...139		633910...134		637709...135	
632055...231		632635...140		633917...129		637729...212, 216	
632056...231		632638...141		633952...134		637730...212, 216	
632059...69		632652...139		633953...125		637801...213	
632060...194		632673...75, 79		633955...130		637802...213	
632061...194		632710...69		633956...117		637803...213	
632062...194		632716...69		633958...129		637804...213	
632063...194		632747...69		633964...117		637805...213	
632097...57		632752...69		633965...117		637806...213	
632099...57		632756...69		633970...164		637808...213	
632112...198		632765...165		633971...161		637809...213	
632122...53		632766...69		633978...133		637810...213	
632159...217		632774...164		633979...164		637811...213	
632175...159		632927...59		633980...133		637818...213	
632179...267		632950...288		633986...133		637819...213	
632188...267		632971...295		633991...133		637820...213	
632190...221		632975...243		633992...278		638026...211	
632191...221		632976...243		633995...194		638027...211	
632201...221		632982...237		633996...117		638028...211	
632208...221		632986...189		634002...130		638243...281	
632209...221		633010...49		634013...125		638278...117	
632226...279		633013...303		634015...125		638279...117	
632257...259		633014...303		634016...125		638282...282	
632258...259		633023...305		634017...130		638283...281, 283	
632274...267		633024...305		634018...125		638320...135	
632282...159		633025...305		634022...278		638321...135	
632323...235		633207...160		634023...278		638338...217	
632391...272		633216...159		634071...129		638351...269, 271	
632412...316		633236...243		634074...69		638352...141	
632414...272		633262...265		634080...159		638354...269	
632451...217		633266...243		634133...133, 143		638363...269	
632452...125, 127		633268...239		634255...303, 305		638369...269	
632478...113		633269...239		634256...301, 303, 305		638370...269	
632482...235		633270...243		634257...301, 303, 305		638371...269	
632489...189		633310...194		634262...303, 305		638420...269, 271	
632502...265		633323...181		634276...146		638421...269, 271	
632503...265		633337...244		634277...146		638422...269, 271	
632516...117		633345...244		634287...146		638423...269	
632517...163		633346...244		634339...123		638424...269	
632547...134, 144		633355...243		634340...123		638425...269	
632556...146		633356...244		634342...123, 139		638426...269	
632559...146		633365...243		634343...123		638427...269	
632580...231		633375...244		634344...123		638428...269	
632581...139		633380...243		634346...123		638429...269	
632582...139		633384...279		634347...123		638430...269	
632583...139		633385...194		634348...123		638431...269, 271	
632584...139		633390...243		634349...123		638432...269, 271	
632585...139		633446...244		634350...123		638433...269	
632586...139		633453...49		634351...123		638434...269	
632587...140		633454...243		634352...123		638435...269	
632588...139		633458...52		634354...123		638468...269	
632589...140		633473...52		634355...123		638561...209	
632590...139		633481...267		634356...123		638562...209	
632591...139		633486...181		634421...145		638563...209	
632592...140		633487...181		634424...145		638600...212	
632595...140		633509...105		634425...145		638622...119	
632600...139		633519...57		634426...145		638623...120	
632601...139		633610...217		634442...75, 79		638648...119	
632605...140		633625...99		634443...75		638649...119	
632606...139		633626...105, 109		634446...75, 79		638650...119	
632607...140		633629...290		634449...134		638727...75	
632608...127		633653...295		634646...145		638791...115	

NUMERICAL INDEX

Part No.	Page	Part No.	Page	Part No.	Page	Part No.	Page
638792...	115	640722...	139	642713...	226	644354...	199
638796...	194, 245	640727...	290	642719...	225	644381...	315
638818...	212	641045...	125	642720...	225	644382...	241
638848...	140	641046...	125	642744...	57	644403...	139
638849...	139	641048...	125	642746...	286	644415...	275
638868...	145	641128...	279	642749...	57	644416...	275
638878...	123	641133...	233	642767...	219	644463...	216
638887...	123	641148...	209	642880...	212	644530...	59
638911...	193	641356...	160, 163, 167	642881...	113	644603...	206
638953...	164, 168	641427...	219	642921...	107	644604...	206
638956...	247	641474...	272, 273	642938...	227	644611...	191
638957...	247	641481...	221	642972...	287	644612...	134, 170, 171
638958...	215	641485...	133, 143	643007...	216	644616...	278
638968...	219	641499...	297	643019...	215	644619...	278
638981...	272, 273	641547...	113	643024...	216	644633...	70
638997...	247	641548...	113	643032...	215	644652...	119
638998...	247	641557...	119	643040...	160	644713...	53
639017...	245	641567...	145	643042...	160	644816...	195
639018...	245	641625...	193	643045...	160	644827...	195
639021...	231	641631...	25	643046...	160	644828...	195
639025...	245	641631...	25	643053...	215	644897...	199
639026...	245	641643...	123	643059...	150	644898...	199
639027...	185	641669...	189	643070...	175	644913...	199
639037...	159	641689...	194	643138...	212	645028...	77, 80
639058...	247	641700...	195	643225...	107	645033...	77
639061...	188	641722...	193	643244...	56	645045...	69
639062...	188	641733...	69	643257...	187	645075...	75, 79
639067...	281	641754...	189	643274...	216	645082...	189
639087...	175	641758...	195	643275...	183	645093...	137
639088...	175	641760...	194	643276...	183	645101...	194, 197
639138...	159	641771...	193	643302...	187	645109j...	198, 199, 201
639152...	107	641776...	189	643349...	59	645236...	177
639216...	105	641800...	257	643350...	59	645237...	207
639237...	99	641877...	193	643397...	105	645239...	189
639238...	97	641913...	257	643404...	113	645240...	137
639314...	281	641914...	257	643421...	105	645320...	178
639388...	283, 285, 290	641925...	260	643438...	199	645482...	109
639459...	216	641926...	260	643449...	199	645534...	221
639640...	119	641951...	109	643473...	105	645539...	105
639699...	57	641976...	257	643491...	199	645541...	113
639750...	120	641994...	257	643492...	199	645660...	278
639751...	120	642031...	233	643494...	199	645784...	243
639752...	120	642032...	233	643496...	199	645825...	97
639818...	267	642033...	233	643534...	199	645829...	90
639828...	297	642034...	233	643544...	199	645913...	110
639850...	193	642035...	233	643545...	199	645920...	243
639858...	289	642052...	257	643550...	206	645933...	243
639859...	298	642057...	109	643551...	199	645934...	243
639862...	298	642159...	263	643552...	199	645942...	243
639905...	297	642165...	70	643553...	199	645947...	243
639914...	119	642204...	191	643558...	105	645948...	115
639925...	119	642221...	257	643570...	193	645949...	115
639926...	119	642222...	257	643573...	193, 197	645950...	115
639934...	119	642224...	257	643586...	316	645951...	115
639936...	120	642240...	301	643595...	134	645952...	115
639941...	119	642289...	303, 305	643606...	193, 197	645976...	237
639945...	119	642296...	99	643723...	84	645984...	243
639967...	278	642298...	109	643740...	173, 212	646045...	231
639974...	129	642301...	97	643744...	90	646091...	174
639975...	269	642305...	175	643832...	275	646092...	174
639996...	120	642339...	109	643844...	274	646093...	175
639997...	119	642352...	109	643868...	275	646094...	175
639998...	119	642392...	257	643882...	275	646108...	223
640070...	239	642441...	57	644006...	84, 288, 289	646127...	191
640083...	175	642448...	177	644022...	301	646140...	223
640096...	139	642498...	269, 271	644023...	301	646155...	223
640493...	129	642499...	269, 271	644133...	83	646157...	223
640636...	25, 134, 144	642500...	269, 271	644136...	212	646162...	223
640675...	281	642586...	173	644258...	117	646192...	223
640676...	281	642589...	225	644275...	117	646230...	289
640677...	281	642590...	225	644292...	119	646256...	160
640702...	283, 285	642680...	144	644296...	119	646299...	59
640703...	283, 285	642685...	134, 144	644297...	119	646300...	59
640704...	283, 285	642686...	133, 143	644298...	119	646303...	49
640706...	290	642687...	143	644299...	117	646311...	170, 171
640707...	290	642705...	224	644300...	117	646322...	49
640710...	281	642709...	224	644324...	164	646328...	137

NUMERICAL INDEX

Part No.	Page	Part No.	Page	Part No.	Page	Part No.	Page
646328...	137	650144...	271	651570...	203	657564...	267
646329...	137	650145...	271	651571...	203	657636...	273
646330...	133, 143	650146...	271	651572...	203	657639...	265
646331...	143	650147...	271	651573...	203	658055...	231
646345...	191	650154...	244	651574...	203	658056...	231
646352...	59	650155...	243	651575...	203	658293...	289
646353...	59	650156...	243	651576...	203	658348...	287
646825...	120	650170...	244	651577...	203	658349...	288
646851...	145	650171...	243	651580...	164, 168	658423...	287
646892...	109	650172...	243	651630...	287	658572...	259
646940...	123	650189...	201, 202	651725...	164, 168	658573...	259
646941...	123	650193...	201, 202	651725...	164, 168	658574...	259
647080...	231	650228...	56	651894...	279	658737...	216
647139...	285	650273...	211	651923...	279	659002...	286
647203...	244	650274...	211	653763...	109	659003...	286
647206...	243	650275...	211	653764...	109	659075...	67
647209...	243	650276...	211	653773...	211	659195...	75, 796
647212...	243	650299...	290	653929...	201, 202	659465...	134, 144
647215...	243	650301...	75, 79	653930...	201, 202	659763...	243
647321...	152, 157	650302...	75, 79	653931...	201, 202	659770...	243
647332...	173	650380...	251	653932...	201, 202	661676...	203
647414...	194, 197	650394...	67	*653934...	201, 202	661676...	203
647893...	235	650399...	140	653936...	201, 202	*827650...	201, 202
647894...	235	650622...	177	653937...	201, 202	900576...	51
647899...	235	650672...	201, 202	654074...	201	900585...	204
647900...	235	650673...	201, 202	654089...	201	900764...	263, 303, 305
647908...	160, 168	650674...	201, 202	654180...	193, 201	900801...	188, 269, 293
648231...	59	650675...	201, 202	654435...	173	900802...	129, 165, 297
648262...	291	650676...	201, 202	654479...	273	900805...	125, 127, 129
648294...	262, 263	650677...	201, 202	654480...	273	900806...	14 thru 309
648338...	276	650678...	201, 202	654483...	273	900807...	159, 293
648406...	213	650679...	201, 202	654484...	273	900808...	15 thru 293
648630...	260	650741...	168	654544...	8	900817...	75, 80
648716...	272	650742...	164, 168	654652...	284	900818...	103 thru 283
648717...	273	650743...	164, 168	654656...	187	900819...	57
648741...	97	650744...	164, 168	654930...	298	900820...	223
648754...	97	650745...	155, 157	654940...	175	900821...	233
648943...	275	650754...	227	654986...	285	900938...	123
648954...	275	650755...	227	654987...	284	900942...	67 thru 169
648956...	187	650756...	227	654988...	284	900970...	67, 70, 194
648970...	261	650757...	227	654989...	284	901165...	103
648996...	275	650758...	227	654990...	284	901171...	64
648997...	275	650759...	227	654991...	284	901226...	119
648998...	275	650811...	183	655044...	81	901310...	64, 86
648998...	275	650813...	177	655045...	81	901489...	174
649038...	215	650841...	233	655064...	80	901651...	167 thru 289
649107...	235	650848...	233	655096...	81	901652...	289
649115...	267	650886...	77, 79	655102...	73	901661...	194
649120...	272	650892...	79	655108...	73	901668...	74
649123...	298	650901...	298	655139...	81	901765...	174
649125...	297	650911...	79	655140...	77	901781...	87
649126...	297	650914...	297	655189...	262	903574...	90
649130...	267	650916...	297	655193...	235	903584...	113
649131...	264	650918...	297	655253...	81	903625...	198
649155...	219	650956...	261	655258...	80	903628...	281, 283
649226...	265	650959...	75	655464...	237	903629...	43
649412...	127	650982...	262	655497...	239	903630...	231
649455...	249, 251, 254	651042...	77	655510...	14	903772...	113, 115
649660...	155	651079...	263	655528...	245	903773...	113, 115
649678...	241	651155...	111	655564...	201	903775...	59 thru 295
649679...	241	651158...	111	655743...	205	904002...	312
649807...	109	651184...	316	655782...	196	904003...	212, 216
649859...	267	651185...	316	655820...	243	904006...	312
649904...	97	651342...	227	655822...	243	904024...	64
650131...	271	651370...	243	655826...	243	904203...	64, 86
650132...	271	651409...	173	655987...	245	904204...	24 thru 299
650133...	271	651431...	187	655988...	245	904205...	25 thru 293
650134...	271	651432...	206	655989...	247	904206...	20 thru 315
650135...	271	651451...	208	655990...	247	904207...	41 thru 293
650136...	271	651464...	208	655993...	245	904208...	18 thru 313
650137...	271	651467...	212	655994...	245	904209...	53 thru 316
650138...	271	651538...	244	655995...	247	904210...	275, 276
650139...	271	651564...	203	655998...	197	904224...	16, 93, 95
650140...	271	651565...	203	655999...	196, 201	904260...	117
650141...	271	651566...	203	656151...	188	904271...	103
650142...	271	651567...	203	656333...	107	904273...	75, 79
650143...	271	651569...	203	656679...	202, 211	904369...	107 thru 273
				*653933...	202	*663123...	203
						663124...	203

NUMERICAL INDEX

Part No.	Page	Part No.	Page	Part No.	Page	Part No.	Page
904516...	18	912267...	201	915923...	83	919079...	7
904564...	204	912298...	129	915943...	97	919080...	6, 7
904706...	109	912301...	291	915969...	45	919081...	7
905121...	129, 293	912331...	293	915987...	37 thru 96	919082...	7
905122...	97	912333...	47, 93, 95	915989...	38 thru 187	919127...	49
905123...	159, 187, 188	912415...	16, 55, 101	915990...	101	919128...	52, 177, 206
905129...	22	912476...	37	916001...	42	919134...	16 thru 203
905347...	173 thru 235	912726...	311	916009...	14 thru 96	919136...	104
905357...	237, 239, 245	912731...	282	916146...	164, 168, 299	919140...	288, 289
905362...	123	912739...	282	916202...	123	919143...	6, 7
905655...	290	912770...	311	916222...	201, 202	919144...	6, 7
905845...	61	912789...	77, 295	916225...	89	919155...	7
906960...	295	912808...	241	916227...	185	919156...	6, 7
907013...	36	912900...	211	916268...	104, 285	919158...	6
907070...	27, 231	912915...	105	916271...	101	919171...	84, 288, 289
907154...	83	913077...	275, 276	916272...	28	919172...	55
907620...	129, 135	913168...	42	916274...	101	919174...	75, 79
907859...	22	913280...	14, 15	916284...	24, 77	919175...	7
908944...	204, 208, 212	913471...	293	916286...	55	919180...	119, 123
909091...	140	913472...	293	916310...	61	919194...	6, 7
909367...	290	913475...	36	916311...	20 thru 95	919196...	6, 7
910005...	198	913533...	213	916314...	37, 89	919204...	83
910006...	311	913544...	28	916316...	18	919205...	55, 170, 171
910123...	33, 89	913636...	52 thru 159	916317...	18 thru 95	919206...	52
910141...	36	913706...	86	916319...	70	919207...	7
910195...	74, 96	913789...	295	916320...	89, 93, 95	919223...	201, 202
910230...	97	913798...	97	916321...	20	919224...	20 thru 103
910243...	119	913830...	70, 125	916322...	93, 96	919218...	7
910244...	29 thru 297	914105...	269, 271	916323...	47	919219...	213
910255...	159 thru 293	914197...	269	916326...	37	919226...	100
910257...	163, 167	914339...	195	916424...	70	919228...	61
910267...	70	914378...	59	916532...	269, 271	919229...	17, 20
910302...	164 thru 257	914392...	103	916555...	276	919230...	18
910320...	216	914399...	93, 95	916591...	69	919231...	93, 95
910323...	33	914465...	140 thru 313	916897...	160, 164, 168	919244...	83
910324...	93 thru 104	914588...	101	916965...	267	919253...	7
910325...	31	914593...	119	916995...	163, 167	919277...	7
910334...	286	914659...	63	917014...	33, 35	919278...	6, 7
910335...	42, 269	914686...	54	917023...	35	919281...	6, 7
910510...	89	914687...	146, 147	917125...	169	919282...	7
910819...	89	914709...	315	917151...	206	919288...	54
910847...	17, 212, 216	914710...	315	917157...	237	919303...	63
910867...	261	914711...	315	917260...	72	919331...	267
910879...	15	914712...	315	917409...	33, 35	919342...	134 thru 197
910880...	64	914713...	315	917425...	71	919464...	174
910916...	219 thru 309	914714...	315	917463...	189	919615...	134 thru 207
911021...	22	914715...	315	917466...	119	919763...	67
911024...	51, 129, 284	914716...	315	917554...	17	919766...	61
911025...	110 thru 133	914717...	315	917555...	38, 39	919778...	61
911026...	262	914718...	315	917626...	89	919797...	63
911028...	73 thru 297	914719...	315	917666...	81	919800...	63
911029...	57, 253, 255	914732...	315	917673...	16 thru 35	919801...	43
911034...	67	914782...	113	917735...	123	919820...	7
911035...	70 thru 254	914847...	28 thru 95	917806...	63, 64	919821...	7
911040...	77 thru 299	914879...	129	917809...	63, 64	919840...	16 thru 204
911041...	49 thru 315	915274...	293	917841...	36	919840...	16 thru 204
911043...	52 thru 305	915275...	90, 241	917883...	284	920131...	103
911044...	53 thru 316	915343...	37, 89	917936...	254	920132...	24
911045...	109 thru 260	915399...	84	918111...	70	920221...	6, 7
911046...	107 thru 257	915406...	31	918210...	290	920222...	7
911047...	219, 253, 309	915408...	64, 90, 101	918390...	123	920242...	63
911048...	67 thru 209	915432...	87	918395...	101	920301...	7
911049...	51, 286	915486...	86	918683...	103	920302...	7
911051...	217	915488...	86	918697...	47	920303...	6, 7
911057...	312	915500...	163, 167	918740...	101	920333...	16 thru 204
911058...	312	915504...	275	918794...	64	920333...	16 thru 204
911100...	185	915556...	86	918801...	61	920335...	211
911114...	24 thru 119	915557...	86	918850...	16, 61	920344...	6, 7
911115...	37 thru 315	915625...	99	918851...	16, 27, 45	920388...	6
911168...	49 thru 254	915692...	97	918887...	31 thru 89	920412...	6
911171...	174	915739...	117, 133	918888...	47	920416...	16, 100, 101
911233...	164, 168	915797...	261	918951...	45, 47	920509...	6
911982...	209	915807...	31	919062...	49 thru 137	920512...	6
912069...	35	915813...	25	919063...	55 thru 143	920513...	7
912178...	293	915888...	113	919073...	7	920514...	6
912192...	73	915903...	201, 202	919075...	7	920525...	101
912226...	83	915922...	83	919076...	6, 7	920541...	74, 133

Part No.	Page	Part No.	Page	Part No.	Page	Part No.	Page
920541...	74, 133	923268...	117	4051485...	55	4331522...	18
920569...	7	923280...	33	4052167...	91	4335022...	18
920613...	80	923376...	204	4052173...	55	4335352...	45
920690...	59, 104	923379...	143, 145	4052174...	55	4335600...	42
920721...	6	923408...	38, 39	4053409...	47	4335610...	41, 42
920722...	104	923548...	204, 213	4053410...	47	4335666...	45, 47
920732...	7	923560...	85, 164, 168	4054566...	103	4335669...	36
920736...	6	923574...	33, 145, 205	4054568...	103	4336491...	15, 20
920743...	267	923575...	206, 212	4054569...	103	4336646...	32
920836...	7	923576...	93, 95	4055031...	103	4336897...	25
920847...	7	923585...	140, 239	4055032...	103	4337015...	61
920849...	7	923586...	25	4055033...	103	4337019...	61
920850...	6, 7	923587...	145	4055034...	103	4337022...	61
920852...	6, 7	923605...	95	4055565...	55	4337023...	61
920855...	6, 7	923645...	63, 203	4055913...	55	4337729...	99
920857...	7	923664...	137	4055971...	47	4339021...	47
920858...	6, 7	923738...	31	4056632...	55	4339378...	72
920862...	6, 7	923813...	57	4058830...	103	4346208...	71
920864...	7	923814...	140	4058831...	103	4347751...	89
920865...	7	923818...	237	4059373...	50	4347752...	89
920867...	7	923821...	117, 181	4113897...	17	4347897...	22
920868...	7	923824...	195	4115287...	63	4348268...	45
920869...	7	923827...	241	4119937...	17, 20	4348269...	45
920872...	6	923935...	89	4142263...	103	4348270...	45
920874...	7	923936...	25	4250898...	23	4348440...	31, 32
920877...	7	923947...	206	4251601...	35	4348502...	97
920879...	7	924169...	271	4251974...	24	4348502...	97
920882...	6, 7	924226...	201, 202	4251984...	43	4348682...	42
921042...	7	924227...	201, 202	4252682...	20	4348683...	42
921073...	89	924306...	279	4253106...	47	4348684...	42
921113...	286	924320...	279	4253190...	32	4348691...	36, 42
921117...	137	924416...	203	4253195...	45	4349984...	43
921160...	199	924463...	279	4253270...	71	4349984...	43
921193...	287	924541...	279	4253286...	61	4354449...	18
921279...	170, 171	924548...	279	4253317...	117	4354537...	101
921303...	205	924550...	279	4253318...	91	4354568...	42
921330...	211	924551...	279	4253464...	93, 95	4354573...	42
921401...	139, 140	924554...	279	4253749...	19	4355843...	61
921402...	177	924694...	14	4253751...	45	4361551...	75, 79
921409...	206	924822...	17	4253862...	99	4361740...	89
921469...	211	924950...	286	4253863...	99, 293	4361829...	36
921510...	137	924956...	279	4253871...	91	4362310...	22
921520...	33	924959...	286	4254100...	89, 91	4362458...	101
921556...	259, 297, 313	924989...	203	4254295...	31	4362726...	33, 35
921573...	177	925104...	278	4254580...	104	4364166...	35
921731...	173	925105...	278	4254654...	199	4364404...	33
921865...	29	925106...	278	4254670...	89	4364556...	41
921884...	140	925107...	278	4254742...	35	4365129...	37
921911...	103, 137	3001737...	204	4254806...	93, 95	4365627...	35
921912...	134 thru 295	3002757...	205	4254873...	28, 117	4366243...	71
921913...	109 thru 208	3014007...	204	4254891...	20	4366244...	72
921914...	134, 144, 212	3015654...	145	4254948...	91	4366461...	18
921915...	105, 109	3015656...	145	4254951...	104	4367090...	33
921916...	75, 79	3015658...	145	4255010...	104	4367187...	74, 96
922042...	7	3015657...	145	4255011...	29, 101	4368154...	33, 35
922044...	7	3015666...	145	4255017...	61	4368204...	18
922065...	37	3015667...	145	4255020...	61	4368205...	18
922141...	7	3018397...	145	4255031...	89, 199	4368206...	18
922143...	7	3021048...	311	4255170...	103	4368323...	35
922151...	7	3039053...	199	4255171...	103	4369002...	18
922194...	90	4001318...	31	4255179...	63	4369712...	35
922207...	6	4020145...	63	4255286...	103, 104	4369746...	35
922208...	7	4021227...	65	4255287...	103, 104	4369751...	35
922221...	7	4026447...	20	4255334...	24	4371021...	45, 47
922290...	93, 95	4040013...	55	4255335...	24, 134, 144	4371027...	90
922364...	7	4040383...	99	4255338...	91	4371036...	45
922365...	6	4040384...	99	4255351...	29	4371107...	71
922366...	7	4040385...	97	4255361...	29	4371118...	33
922372...	7	4040386...	97	4255363...	93, 95	4371119...	35
922406...	6	4041092...	91	4255511...	43, 45	4371160...	93, 96
922510...	20	4041097...	91	4255631...	43	4371253...	41
922741...	35	4041103...	45	4255665...	61	4371255...	37
922884...	24	4042081...	99	4303038...	31	4371270...	38, 39
922935...	189, 207	4047783...	135	4303694...	25	4371289...	37
922963...	6	4048000...	135	4310257...	18, 105, 109	4371300...	38, 39
922981...	197	4051483...	54	4313015...	101	4371345...	41
923178...	59	4051484...	54	4317554...	101	4371359...	18
*922142...	7						

NUMERICAL INDEX

Part No.	Page	Part No.	Page	Part No.	Page	Part No.	Page
4371444...	20	4377267...	63	4386457...	23	4387196...	55
4371445...	20	4377276...	35	4386458...	23	4387259...	95
4371503...	22	4377278...	35	4386473...	23	4387294...	89
4371707...	97	4377455...	93, 95	4386474...	23	4387301...	63
4371714...	61	4377541...	31	4386475...	23	4387385...	63
4371715...	61	4377645...	93	4386476...	23	4387469...	31
4371716...	61	4378020...	65	4386480...	23	4387474...	103
4371717...	61	4378027...	63	4386481...	23	4387509...	25
4371718...	61	4378031...	65	4386482...	23	4387560...	29
4371719...	61	4378032...	65	4386483...	23	4387605...	91
4371720...	61	4378033...	65	4386495...	93, 95	4387606...	91
4371721...	61	4378112...	101	4386509...	17	4387607...	89
4371740...	33	4378307...	45	4386511...	16	4387609...	91
4371742...	193, 196	4378558...	41, 42	4386512...	16	4387647...	63
4372325...	45, 47	4378843...	93, 95	4386513...	17	4387675...	29
4372421...	91	4379038...	61	4386516...	17	4387697...	74
4373610...	45	4379070...	37	4386546...	63	4387723...	20
4373612...	45	4379076...	61	4386547...	63	4387807...	104
4373613...	45, 47	4379141...	18	4386549...	63	4387943...	25
4373614...	45	4379178...	18	4386550...	63	4387976...	28
4373619...	17	4379198...	18, 24	4386551...	63	4387993...	90
4373716...	24	4379268...	47	4386597...	28	4388109...	55
4374018...	31	4379269...	47	4386598...	28	4388133...	41
4374127...	41	4379415...	38	4386601...	63	4388154...	33
4374129...	41, 42	4379610...	39	4386602...	63	4388142...	19
4374547...	41	4379737...	64	4386617...	64	4388146...	19
4374735...	45	4379813...	61	4386624...	27	4388147...	93
4375682...	91	4380198...	65	4386625...	27	4388148...	64
4375686...	91	4380652...	65	4386628...	27	4388217...	22
4375691...	91	4385301...	27	4386642...	43	4388240...	89
4375694...	91	4385469...	71	4386650...	25	4388244...	22
4375865...	71	4385485...	18	4386651...	24	4388253...	89
4376277...	31	4385536...	41	4386653...	27	4388254...	22
4376278...	31	4385537...	41	4386654...	27	4388259...	33
4376294...	41	4385543...	45	4386711...	35	4388265...	8
4376398...	89	4385715...	41	4386770...	61	4388324...	22
4376483...	101	4385778...	37	4386771...	55	4388326...	90
4376484...	27	4385781...	37	4386772...	55	4388339...	89
4376497...	27	4385796...	37	4386773...	61	4388359...	19
4376520...	101	4385955...	41	4386774...	55	4388375...	19
4376527...	100	4385961...	42	4386776...	31	4388428...	32
4376529...	61	4385976...	42	4386779...	101	4388434...	90
4376538...	31	4386041...	74	4386787...	31	4388448...	18
4376590...	35	4386137...	101	4386788...	31	4388454...	18
4376591...	35	4386149...	24	4386790...	27	4388463...	93
4376596...	33	4386196...	96	4386791...	27	4388464...	95
4376598...	33	4386198...	103	4386824...	89	4388485...	41
4376599...	35	4386199...	103	4386826...	33, 143	4388486...	39
4376602...	35	4386200...	103	4386827...	100	4388488...	41
4376603...	33	4386223...	95	4386837...	65	4388501...	93, 95
4376604...	35	4386319...	14	4386855...	89	4388520...	27
4376605...	33, 133	4386320...	14	4386856...	96	4388521...	27
4376609...	20	4386359...	23	4386862...	91	4388551...	24
4376627...	36	4386360...	23	4386864...	43	4388563...	101
4376667...	35	4386372...	19	4386874...	23	4388774...	45
4376671...	33	4386373...	19	4386875...	23	4388809...	47
4376702...	35	4386374...	19	4386876...	23	4388810...	47
4376749...	18, 47	4386375...	19	4386877...	23	4388836...	47
4376792...	19	4386376...	19	4386878...	23	4388848...	47
4376804...	19	4386392...	32	4386879...	35	4388889...	33
4376813...	43	4386395...	32	4386881...	101	4388940...	47
4376891...	71	4386398...	32	4386891...	101	4388975...	45
4376892...	71	4386401...	32	4386894...	101	4389036...	101
4376991...	43	4386405...	31	4386901...	28	4389040...	18
4376986...	19	4386406...	31	4386924...	91	4389045...	96
4377037...	38	4386413...	27	4386927...	91	4389051...	55
4377038...	38	4386414...	31	4386941...	28	4389052...	22
4377039...	38, 39	4386419...	19	4386948...	74	4389054...	38
4377050...	39	4386421...	28	4386957...	93, 95	4389055...	33
4377054...	39	4386433...	63	4387026...	25	4389058...	17
4377120...	18	4386434...	63	4387031...	23	4389108...	33
4377121...	133, 143	4386435...	63	4387032...	23	4389113...	54
4377122...	33	4386436...	63	4387050...	91	4389129...	43
4377201...	41	4386453...	23	4387051...	91	4389141...	35
4377248...	93, 95	4386454...	23	4387129...	55	4389172...	55
4377253...	55	4386455...	23	4387180...	25	4389201...	25
4377266...	64	4386456...	23	4387181...	25	4389231...	17

NUMERICAL INDEX

Part No.	Page	Part No.	Page	Part No.	Page	Part No.	Page
4389232...	16	4389821...	27	4390117...	31	4391186...	22
4389233...	17	4389839...	43	4390170...	27	4500230...	17
4389234...	17	4389840...	43	4390175...	19	4506607...	18, 174
4389235...	16	4389841...	43	4390195...	41	4507359...	64
4389289...	93, 95	4389849...	37	4390217...	31	4507415...	64
4389291...	93, 95	4389910...	17, 25	4390254...	31	4509035...	41, 42
4389292...	17	4389911...	17	4390270...	31	4511213...	65
4389293...	27	4389923...	17	4390276...	8	4511243...	65
4389294...	27	4389924...	17	4390462...	18	4513411...	133, 143
4389317...	31	4389943...	17	4390503...	20	4513810...	89
4389359...	91	4389943...	17	4390598...	9	4513810...	89
4389393...	36	4389960...	28	4390599...	19	4640973...	97
4389397...	27	4389961...	28	4390619...	65	4640975...	99
4389467...	61	4389965...	28	4390625...	63	4640976...	99
4389485...	61	4389986...	33	4390661...	31	4640978...	99
4389547...	18	4389992...	16	4390675...	27	4660358...	17
4389599...	35	4390011...	19	4390677...	27	4660389...	17
4389645...	31	4390043...	27	4390678...	27	4660423...	41
4389685...	27	4390068...	19	4390679...	27	4660440...	17
4389732...	41	4390075...	38	4390734...	27	4660492...	20
4389784...	20	4390076...	41	4390887...	90	4660677...	91
4389809...	18	4390078...	38	4391160...	28	4751643...	89
4389810...	18	4390115...	8	4391161...	28	4752075...	22



5

1



3

4





e

r



v

c



