

**Parts
Catalog**

**12G
CRAWLER
LOADER**

Weights - 48 200 #

(S/N 101-UP)

(S/N 43C01001-UP)

With - Steel mill + counter weight - 52,000 #

(Includes 11R RIPPER)



ALLIS-CHALMERS

NOTICE

Allis-Chalmers Corporation and FIAT S.p.A. entered into a joint venture agreement to combine their manufacture, sale and service of construction machinery, products throughout the world after January 1, 1974.

In view of the new enterprise, wherever in this publication reference is made to Allis-Chalmers of your Allis-Chalmers dealer, such reference is intended to identify FIAT-ALLIS Construction Machinery Inc. or your FIAT-ALLIS dealer.

**CONSTRUCTION MACHINERY DIVISION
SPRINGFIELD, ILLINOIS 62708 U. S. A.**

**FORM 0683934-4
REPLACES 0667913-8**

AVOID ACCIDENTS

Most accidents, whether they occur in industry, on the farm, at home or on the highway, are caused by the failure of some individual to follow simple and fundamental safety rules or precautions. For this reason **MOST ACCIDENTS CAN BE PREVENTED** by recognizing the real cause and doing something about it before the accident occurs.

Regardless of the care used in the design and construction of any type of equipment there are many conditions that cannot be completely safeguarded against without interfering with reasonable accessibility and efficient operation.

A careful operator is the best insurance against an accident. The complete observance of one simple rule would prevent many thousand serious injuries each year. That rule is:

Never attempt to clean, oil or adjust a machine while it is in motion.

NATIONAL SAFETY COUNCIL

WARNING

On machines having hydraulically, mechanically, and/or cable controlled equipment (such as shovels, loaders, dozers, scrapers, etc.) be certain the equipment is lowered to the ground before servicing, adjusting and/or repairing. If it is necessary to have the hydraulically, mechanically, and/or cable controlled equipment partially or fully raised to gain access to certain items, be sure the equipment is suitably supported by means other than the hydraulic lift cylinders, cable and/or mechanical devices used for controlling the equipment.

PUBLICATIONS AVAILABLE
FOR
MODEL 12G CRAWLER LOADER

<u>DESCRIPTION</u>	<u>SERIAL NO.</u>	<u>FORM NO.</u>			
		ENGLISH	ESPAÑOL (Spanish)	PORTUGUÊS (Portuguese)	FRANÇAIS (French)
<u>Parts Catalogs</u>					
Crawler Loader All	0683934-4				
Injection Pump (Roosa Master). All	0645323-7				
<u>Operator Manuals</u>					
12G (Loaders prior to s/n 1000)	0656801-8	0665289-5			
12G (Loader s/n 43C01001 and up)	0671726-8				
<u>Service Manuals</u>					
Engine (10000 & 11000) . . . All	0645121-5	0650410-4	0650411-2	0650412-0	
Turbocharger All	0677064-8	0678570-3	0679482-0	0678727-9	
Fuel Injection Pump (Roosa Master). All	0656820-8				
Fuel Injection Nozzles . . . All	0682797-6				
Engine Clutch, Torque Con- verter, Transmission, Bevel Gear and Drive Shaft U-Joint. All	0656803-4				
Steering Clutches and Brakes All	0659189-5				
Final Drives. All	0659393-3				
Undercarriage. All	0659188-7				
Loader Linkage and Hydrau- lic System All	0671114-7				
Electrical System. All	0680006-4				

NOTICE

CONSULT ALLIS-CHALMERS CONSTRUCTION MACHINERY
DEALER FOR PUBLICATIONS.

SEE CONSTRUCTION MACHINERY TECHNICAL PUBLICATIONS
INDEX (FORM 0658800-8) FOR ALL AVAILABLE PUBLICATIONS.

PUBLICATIONS INDEX (FORM 0658800-8) IS AVAILABLE FREE
FROM YOUR DEALER.

IMPORTANT

All parts listed herein, which have no specific usage indicated, are applicable to all models. Those parts which are used only on specific models are so indicated.

Attaching parts such as bolts, nuts, rivets, screws, washers, etc., are indented immediately following the parts which they attach.

Parts indicated with a square (□) are also available in packaged sets. Refer to section titled "PACKAGED PARTS".

The terms "right" and "left" used throughout this parts catalog are determined by facing the direction of forward travel.

INSTRUCTIONS FOR ORDERING PARTS

Order parts from the dealer covering the local territory.

ALWAYS GIVE THE MODEL AND SERIAL NUMBER OF MACHINE. IF PARTS ARE FOR AN ASSEMBLY WHICH HAS A MODEL AND/OR SERIAL NUMBER (SUCH AS ENGINE ASSEMBLY, PUMP ASSEMBLY), ALSO INCLUDE THIS INFORMATION.

To obtain parts promptly, give part name and part number.

Give post office address, town, county and state where parts are to be shipped. Also specify whether material is to be shipped by freight, express or parcel post.

Confirm all telephone or telegraph orders in writing.

Parts for standard motor accessories such as generators and starting motors should be ordered from authorized Service Stations maintained by manufacturers of these units throughout the country.

No credit will be allowed on parts unless they are returned to the dealer from whom they were purchased; from there they will be returned, at the customer's expense, to the factory for inspection.

Unless claims for shortages or errors are made immediately upon receipt of goods, they will not be considered.

When broken goods are received, a full description of the damage should be made by the carrier agent on the freight bill. If this description is insisted upon, full damage can always be collected from the transportation company.

No responsibility is assumed for delay or damage to merchandise while in transit. Our responsibility ceases upon delivery of shipment to the transportation company from whom a receipt is received showing that shipment was in good condition when delivered to them; therefore, claims (if any) should be filed with the transportation company and not with Allis-Chalmers.

The right is reserved to change the construction or material of any parts where it seems desirable to do so without incurring the obligation of installing such changes on units already delivered.

The information contained herein is general in nature and is not intended for specific application purposes. Allis-Chalmers reserves the right to make changes in specifications shown herein or add improvements at any time without notice or obligation.

MODEL IDENTIFICATION

MODEL SYMBOL
12G

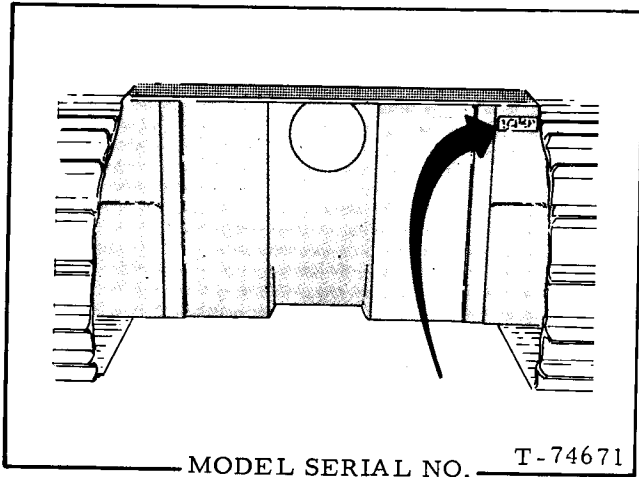
ENGINE MODEL
11000

DESCRIPTION

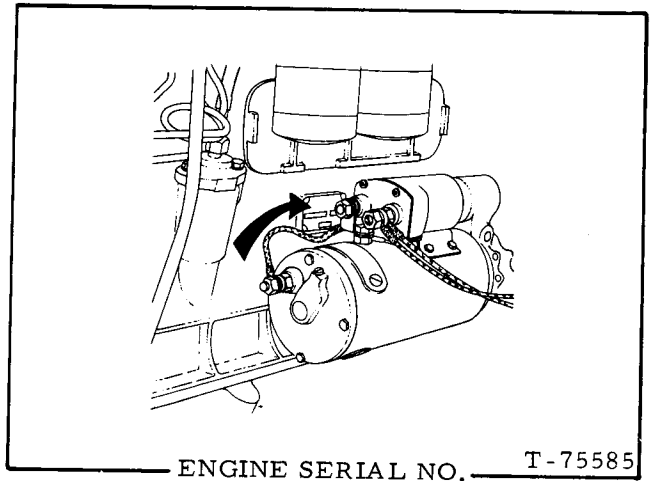
Diesel engine driven crawler loader with power-shift transmission, 42 link track

RECORD YOUR SERIAL NUMBERS BELOW

MODEL SERIAL NUMBER _____ ENGINE SERIAL NUMBER _____



Also stamped vertically along rear edge on right side of main housing and on small plate attached to front of filter box.



Also stamped on small plate attached to front of filter box.

MODEL SERIAL NUMBER

NOTE: Effective in 1969, the model serial numbering system was changed. Under the prior system, models were numbered consecutively in numerals only. Thereafter, models are identified by an 8-character combination of letters and numerals.

***SERIAL NUMBER,** consisting of all 8 characters must always be submitted for positive identification of your machine. This point cannot be overemphasized.

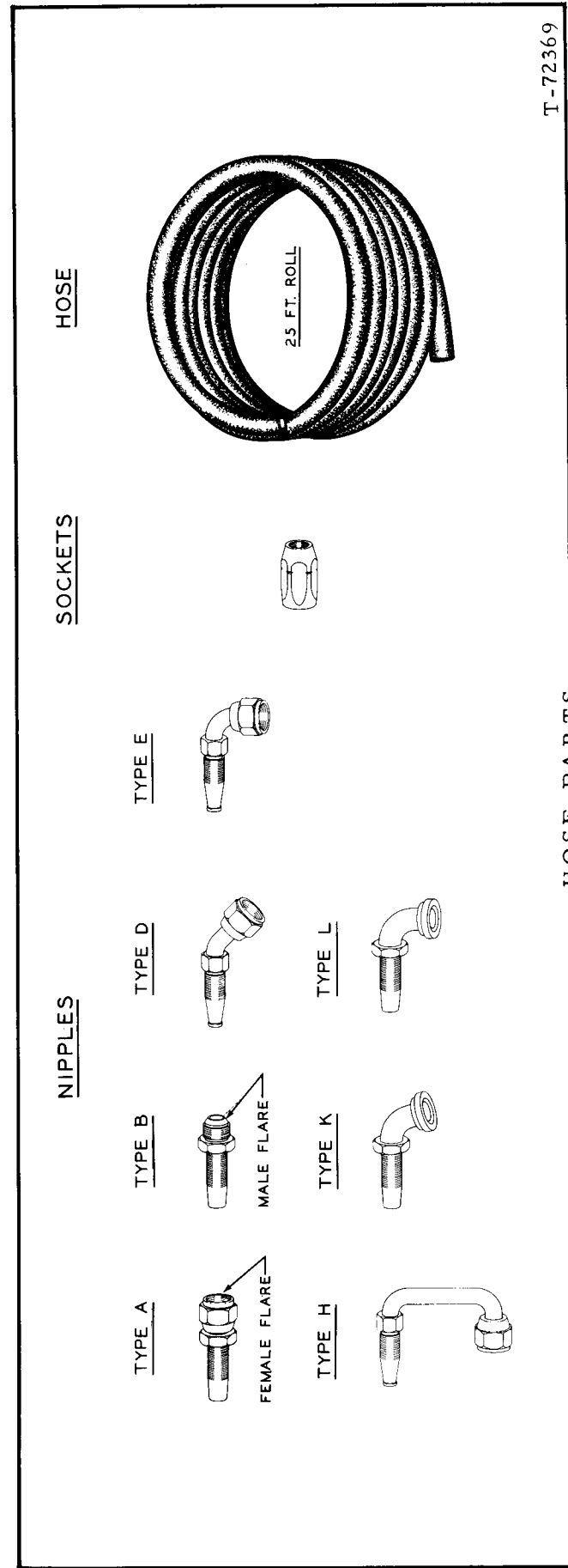
CRAWLER MODEL	*SERIAL NO.	
	PRODUCT CODE	UNIT NO.
12G	43C	01001

ALPHABETICAL INDEX

Air Cleaner Mounting	58	Engine Primer	67
Air Restriction Indicator	58	Exhaust Pipe	66, 201
Automatic Bucket Controls	283	Fan	82
Batteries and Cables	208	Fan Belt	82
Belt, Drive	82, 218	Fan Drive	81
Bevel Gear and Shaft	137	Filter Box	199
Boom Piping	289	Filters	
Brake Control	159	Coolant	71
Brake Drum	140	Engine Oil	37, 39
Brakes	157	Fuel	43
Bucket	233, 237	Steering	154
Bucket Control Valve	245	Transmission	125
Bucket Controls	282, 283	Final Drive	
Bucket Hydraulic Pump Lines	241	Housing	135
Bucket Hydraulics	290, 292	Intermediate Shaft	142
Bucket Level Indicator	287	Pinion Shaft	140
Bucket Linkage	239	Outboard Bearing and Seal	143
Bucket Position Indicator	293	Sprocket, Shaft and Gear	145
Camshaft	29	Floor	192
Camshaft Bearings	15	Flywheel	20
Connecting Rod	17	Flywheel Housing	20
Counterweight	232	Fuel Lines	40
Crankcase Guard	163	Fuel Tank	40
Crankshaft	22	Fuel Tank Guard	42
Cylinder Block	15	Gauges	
Cylinder Head	25	Air Restriction Indicator	58
Cylinder Sleeve	15	Ammeter	210
Cylinders		Bevel Gear Compartment Oil Level	135
Clam	294	Engine Oil Level	30
Dump	262, 264, 266, 268	Engine Oil Pressure	214
Lift	276, 278, 280	Engine Temperature	210
Ripper	302	Fuel Level	40
Drawbar	204, 205	Hour Meter	215, 216
Dump Cylinder Piping	254, 257, 261	Hydraulic Tank Oil Level	245
Elements		Transmission Oil Level	135
Air Cleaner	57	Transmission Pressure	212
Bucket Hydraulic Tank	245	Generator	218
Coolant Filter	71	Head Lights	220, 221
Engine Oil Filter	37, 39	Heat Exchangers	84
Fuel Filter	43	Hood	201, 203
Steering Oil Filter	154	Hood Side Plates	201, 203
Steering Oil Strainer	155	Hose Parts	6
Transmission Breather	109	Hour Meter	215, 216
Transmission Filter	125	Hydraulic Tank	245
Engine Breather	27	Hydraulic Track Adjuster	187, 190
Engine Clutch	102	Injection Fuel Return Lines	49
Engine Clutch Control	91	Injection Nozzles and Lines	47
Engine Hood	201	Injection Pump	44
Engine and Mounting	13	Instruments	210
		Lift Cylinder Piping	271, 273, 274

ALPHABETICAL INDEX

Lights		Steering Clutches	139
Dash	210	Steering Control	159
Head	220, 221	Steering Pump and Filter Lines	151
Rear Flood	222, 223	Steering Valve Lines	147
Tail	226	Switch	
Main Bearings	22	Light	210
Main Frame	163	Master	208
Main Housing	135	Safety	127
Main Wiring	127, 219	Starter	210
Mainfolds		Tail Light	226
Exhaust	61	Thermostat	88
Intake	60	Throttle Control	51, 55
Radiator Inlet and Outlet	75	Timing Gear Housing	19
Water Outlet	88	Timing Gears	22, 29, 44
Master Switch	208	Tool Bar and Linkage	297
Numerical Index	303	Torque Converter Lines	95
Oil Cooler	84	Track	166
Oil Filler Tube	31	Track Carrier Roller	182, 184
Oil Pan	30	Track Frame	171
Oil Pump	33	Track Frame Guards	169
Packaged Parts	8	Track Idler	177, 179, 181
Painting and Marking	206	Track Release	187, 190
Piston	17	Track Rollers	172, 175
Primer	69	Transmission	
Pull Hook	239	Assembly	107
Pumps		Case and Covers	109
Buckets	243	Clutch Shafts	113
Engine Oil	33	Input Shaft	112
Fuel Injection	44	Pinion	118
Primer	69	Transmission Guards	163
Steering	153	Transmission Oil Pump & Filter Lines	120
Transmission	123	Turbocharger	63
Water	86	Universal Joint	106
Radiator Mounting	72	Valve Operating Mechanism	29
Radiator Expansion Tank	76	Valves	
Radiator Guard	78	Bucket Control	245
Radiator Screen	78	Bucket Relief	245
Radiator Piping	75	Clutch Modulating	131
Raincap	201, 203	Decelerator	93
Rear Fenders	199	Engine Clutch Control	91
Rear Flood Light	222, 223	Engine Oil Pressure Regulating	15
Rear Guard	230, 231	Engine Oil Pump Relief	33
Regulator	219	Exhaust	25
Rigid Beam	164	Front-Mounted Equipment Control	289
Ripper Cylinder Piping	300	Intake	25
Ripper Mounting Frame	295	Ripper Control	298
Ripper Valve Controls	298	Speed Control	130
Seat	193, 195	Steering Control	149
Speed Control Linkage	127	Transmission Pressure Relief	124
Speed Control Piping	133	Vandalism Prevention Parts	229
Speed Control Valves	129	Water Outlet Manifold	88
Starter	217	Water Pump	86
Steering Clutch & Final Drive Housing	135		



HOSE PARTS

NOTE: Refer to right hand column for identity of interchangeable crimped-type hose (fittings not re-usable). Assembly number shown in left hand column indicates available replacement hose assembly with re-usable components; where no assembly number is listed, hose assembly is not available from factory but may be constructed in the field from data indicated.

HOSE ASSEMBLY NO. (See NOTE)	BULK HOSE (25' roll)	HOSE LENGTH (inches)	NIPPLE (#1 end)		NIPPLE (#2 end)		SOCKET (both ends)	NIPPLE FLANGE		CRIMPED-TYPE HOSE (See NOTE)
			Including SOCKET	NIPPLE only	Type	Including SOCKET		NIPPLE only	Type	
4357430-0	0920388-6	12-3/4		0920806-7	A	0920806-7	A			
	0919218-8	6-3/4	0920850-5	0920303-5	A	0920880-2	0919254-3	D	0919076-0	0641125-0
	0919217-0	63-1/4	0920849-7	0920302-7	A	0920864-6	0919082-8	E	0919075-2	0642485-7
	0919196-6	56-3/4	0920847-1	0920301-9	A	0920847-1	0920301-9	A	0919143-8	0646198-2
	0919155-2	52-3/4	0920849-7	0920302-7	A	0920864-6	0919082-8	E	0919075-2	0650862-6
	0920794-5	21-1/4	0921020-4	0922830-5	A	0921020-4	0922830-5	A	0920972-7	0654778-0
	0920794-5	7	0921020-4	0922830-5	A		0923279-4	E	0920972-7	0654779-8
	0919156-0	7	0920858-8	0919080-2	B	0920865-3	0919081-0	E	0919076-0	0655072-7
	0920794-5	28		0923279-4	E		0923279-4	E	0920972-7	0655316-9

PACKAGED PARTS

PACKAGE
NUMBER

DESCRIPTION

-----	CONVERSION KIT, dump and lift cylinders (See pages 263 and 277)
0676107-6	CONVERTER KIT, torque (For updating torque converter on loaders #101 thru #509)
1	0655619-5 SEAL, oil, fan drive
2	0656701-0 PLATE, thrust, guide wheel
3	0656717-6 GASKET, pump adapting plate
1	0656726-7 GASKET, bearing retainer
1	0657964-3 EXPANDER, piston outer ring
1	0657965-0 EXPANDER, piston inner ring
1	0657973-4 RING, piston, outer (teflon, split)
1	0657974-2 RING, piston, inner (teflon)
1	0658953-5 PIN, spacing plate
1	0663526-2 RING, piston, outer (teflon, not split)
2	0668279-3 WASHER, carrier retaining
1	0668281-9 CARRIER, sealing ring
1	0668282-7 HUB, turbine wheel
1	0668283-5 RACE, thrust bearing
1	0669677-7 VALVE ASSY., check
1	0669678-5 SEAL, oil, transmission pump drive
4	0669705-6 RING, back-up
1	0670385-4 HUB ASSY.
2	0670386-2 WASHER, hub
1	0670410-0 PLATE, spacing, accessory drive gear
2	0670411-8 BEARING, roller, idler gear
1	0672955-2 BEARING, thrust
2	0675282-8 CAP ASSY.
1	0681083-2 FLANGE ASSY., driving
3	0681070-9 RING, sealing
3	0924140-7 O-RING
2	0926059-7 O-RING
2	0926860-8 O-RING
1	3034958-3 SEAL
2	3037629-7 RING
1	----- PRINT of X-217937-B ("Twin-Disc")
0676108-4	CONVERTER KIT, torque (For updating torque converter on loaders #510 thru #659)
1	0655619-5 SEAL, oil, fan drive
2	0656701-0 PLATE, thrust, guide wheel
1	0656726-7 GASKET, bearing retainer
1	0657964-3 EXPANDER, piston outer ring
1	0657965-0 EXPANDER, piston inner ring
1	0657973-4 RING, piston, outer (teflon, split)
1	0657974-2 RING, piston, inner (teflon)
1	0658953-5 PIN, spacing plate
1	0663526-2 RING, piston, outer (teflon, not split)
2	0668279-3 WASHER, carrier retaining
1	0668281-9 CARRIER, sealing ring
1	0668282-7 HUB, turbine wheel
1	0668283-5 RACE, thrust bearing
1	0669677-7 VALVE ASSY., check
1	0669678-5 SEAL, oil, transmission pump drive
4	0669705-6 RING, back-up
1	0670385-4 HUB ASSY.
2	0670386-2 WASHER, hub
1	0670410-0 PLATE, spacing, accessory drive gear
2	0670411-8 BEARING, roller, idler gear
1	0672955-2 BEARING, thrust
2	0675282-8 CAP ASSY.

(Continued)

PACKAGED PARTS (Continued)

PACKAGE NUMBER	DESCRIPTION
0676108-8	CONVERTER KIT, torque (For updating torque converter on loaders #510 thru #659) (Continued)
	3 0681070-9 RING, sealing
	3 0924140-7 O-RING
	2 0926059-7 O-RING
	2 0926860-8 O-RING
	1 3034958-3 SEAL
	2 3037629-7 RING
	1 ----- PRINT of X-217937-B ("Twin-Disc")
4354291-9	GASKET KIT, cylinder head
	4 0923813-0 O-RING, water manifold tube
	4 4254294-2 O-RING, water by-pass tube (Discard. Not used)
	1 4300145-2 GASKET, water outlet elbow
	2 4336148-4 GASKET, rocker cover
	4 4336182-3 GASKET, water manifold
	1 4336263-1 GASKET, thermostat housing
	1 4336266-4 GASKET, water elbow (Discard. Not used)
	2 4337764-7 GASKET, valve lifter cover
	2 4348133-4 GASKET, breather tube
	1 4354294-1 GASKET ASSY., front cylinder head
	1 4354295-0 GASKET ASSY., rear cylinder head
	6 4359571-9 GASKET, intake and exhaust manifold
	6 4378031-1 GASKET, injection nozzle
4358696-5	GASKET KIT, intermediate, cylinder block
	2 0923376-8 O-RING, flywheel housing dowel
	4 0923574-8 O-RING, heat exchanger tubes
	2 0923813-0 O-RING, heat exchanger elbows
	1 0923816-3 O-RING, flywheel to crankshaft
	1 0923820-5 O-RING, injection pump drive cover
	1 0924139-9 O-RING, injection pump mounting cover
	1 4335056-0 GASKET, water pump volute
	1 4336676-4 GASKET, timing hole cover
	1 4336897-6 RING, sealing, flywheel housing to crankcase
	1 4339118-4 GASKET, oil filter outlet flange
	1 4339123-4 GASKET, filter interconnection
	1 4339128-3 GASKET, filter head
	1 4339150-7 GASKET, filter head to block
	1 4339151-5 GASKET, oil line elbow
	1 4346169-8 GASKET, oil pipe
	1 4346456-9 GASKET, water inlet pipe
	1 4346744-8 GASKET, water pump
	1 4347031-9 GASKET, water by-pass flange
	1 4348136-5 GASKET, timing gear housing
	1 4348184-5 GASKET, filter head to block
	1 4348185-2 GASKET, heat exchanger front cover
	1 4348218-1 GASKET, oil pipe
	1 4354163-0 GASKET, timing gear cover
-----	GASKET KIT, turbocharger mounting (See TURBOCHARGER)
4358753-4	PISTON AND SLEEVE KIT (Used prior to engine #11-18404)
	2 4255465-9 RETAINER, piston pin
	2 4337972-6 O-RING, cylinder sleeve
	1 4354720-7 SLEEVE, cylinder
	1 4354778-5 PIN, piston
	1 4357677-6 RING SET, piston
	1 4358745-0 PISTON

PACKAGED PARTS (Continued)

PACKAGE
NUMBER

DESCRIPTION

4359603-0

PISTON AND SLEEVE KIT (Engine #11-18404 and up)
 2 4255465-9 RETAINER, piston pin
 2 4337972-6 O-RING, cylinder sleeve (1st and 2nd groove)
 1 4354778-5 PIN, piston
 1 4357677-6 RING SET, piston
 1 4358745-0 PISTON
 1 4359583-6 SLEEVE, cylinder
 1 4359586-7 O-RING, cylinder sleeve (3rd groove)

----- REPAIR KITS, dump and lift cylinders (See pages 265, 267, 269, 279, 281)

----- RING KIT, transmission (See page 116)

----- RING SET, piston (See PISTON AND CONNECTING ROD)

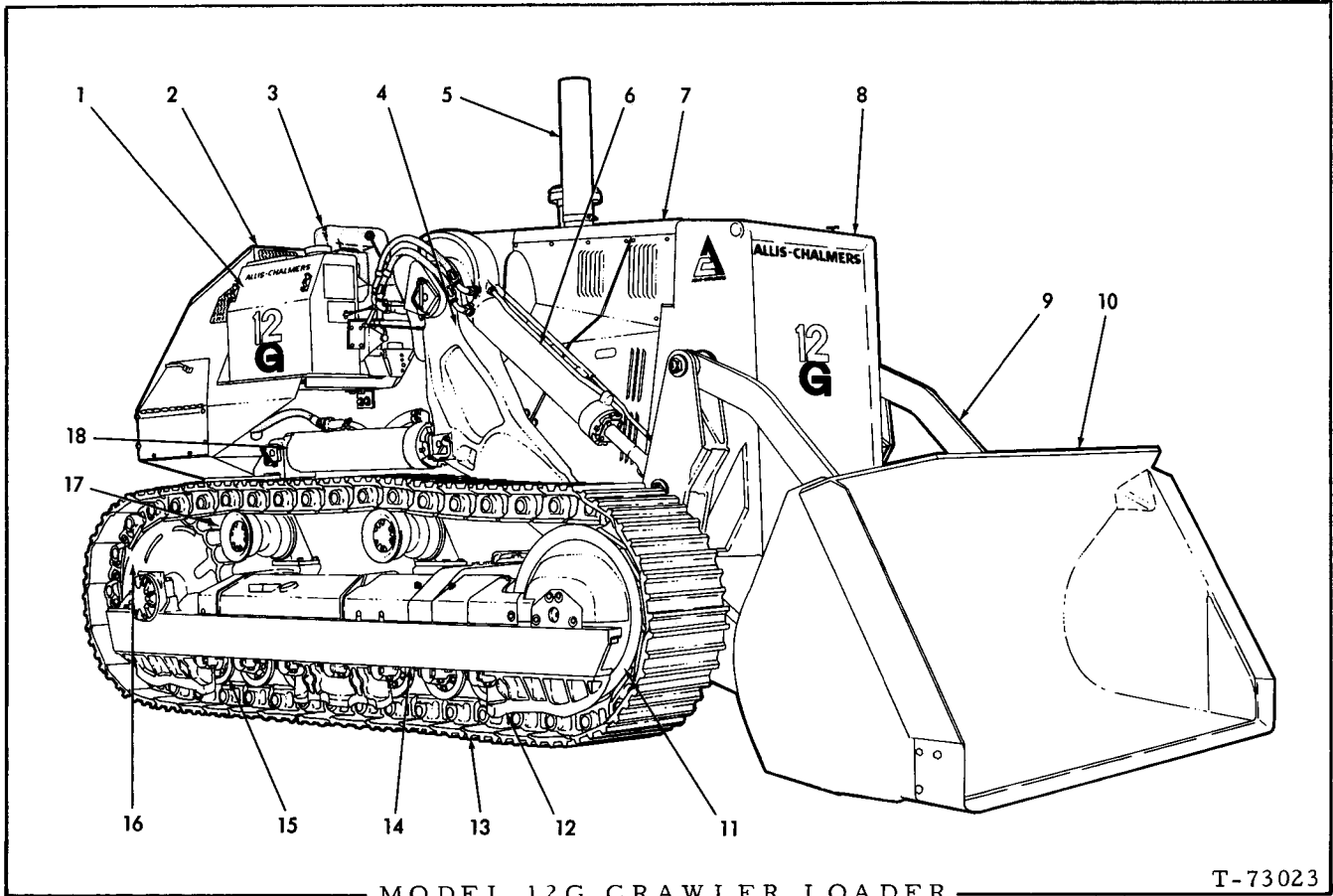
----- SEAL KITS, final drive (See pages 143 and 145)

----- SEAL KIT, track roller (See page 173)

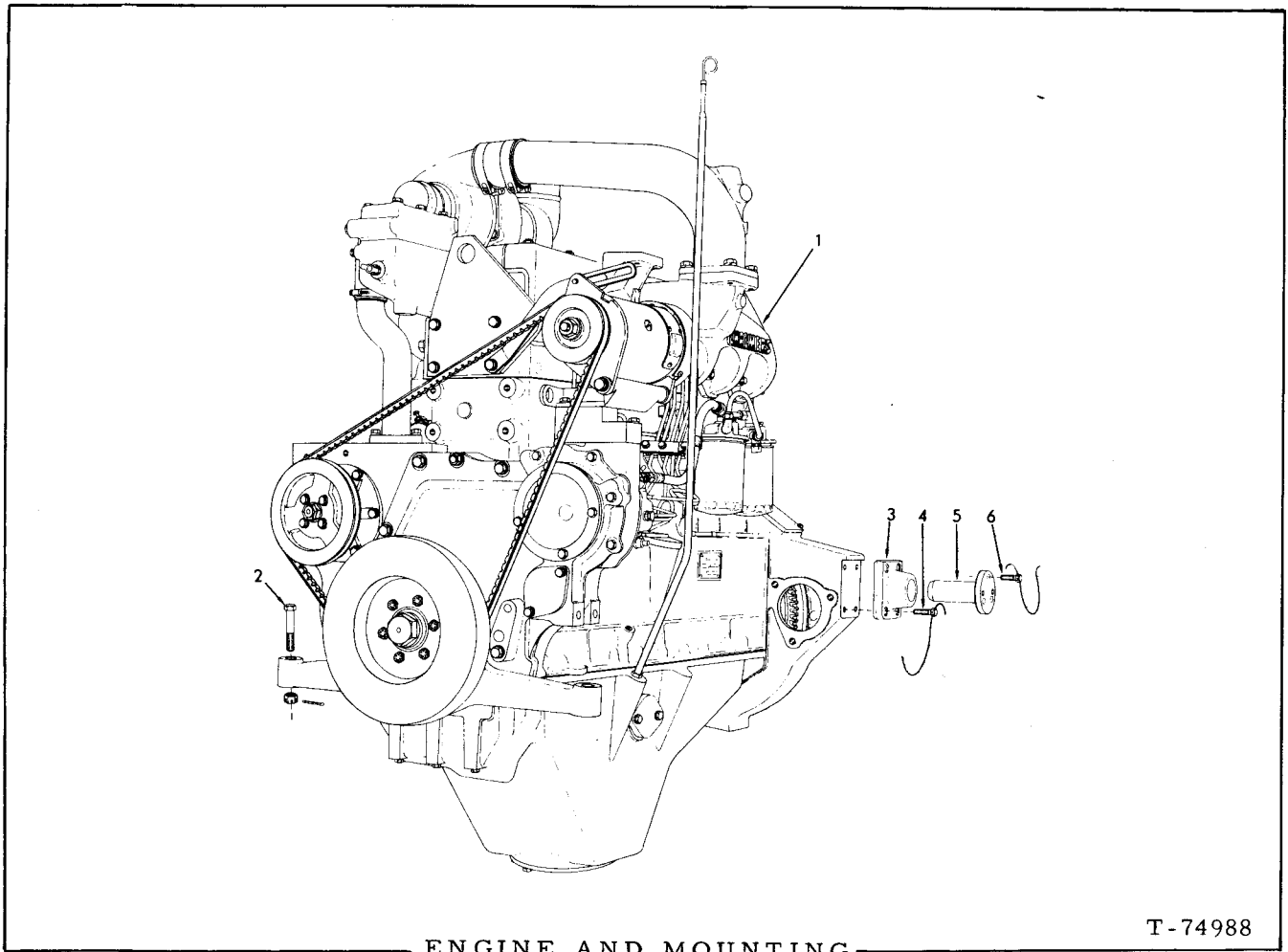
----- SEAL KIT, track idler (See pages 177 and 179)

----- SEAL KIT, track carrier roller (See page 183)

MEMO



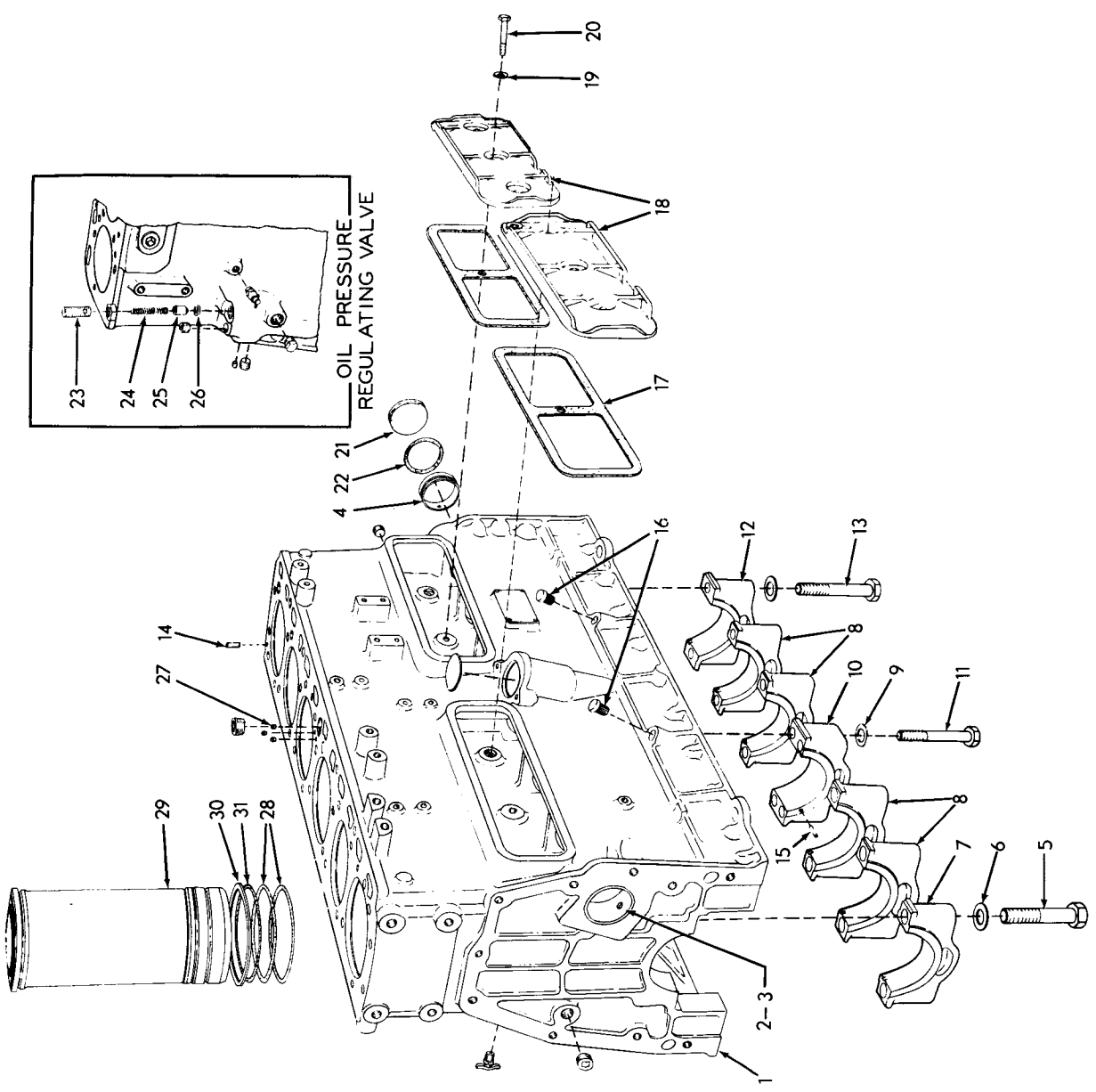
- | | |
|--------------------|--------------------------|
| 1. Hydraulic Tank | 10. Bucket |
| 2. Radiator Guard | 11. Track Idler |
| 3. Seat | 12. Track Roller Guards |
| 4. Bucket Boom | 13. Track |
| 5. Exhaust Pipe | 14. Track Frame |
| 6. Dump Cylinder | 15. Track Rollers |
| 7. Engine Hood | 16. Track Sprocket |
| 8. Fuel Tank Guard | 17. Track Carrier Roller |
| 9. Bucket Linkage | 18. Lift Cylinder |



ENGINE AND MOUNTING

T-74988

ITEM	PART NO.	QTY.	DESCRIPTION
1	4354538	1	ENGINE ASSY. (Engines prior to serial No. 11-17330 on loaders prior to #43C01001)
	4359570	1	ENGINE ASSY. (Engines serial No. 11-17330 and up, effective with loader #43C01001)
NOTE: Engines include generator, oil and fuel filters, turbo-charger, but do not include air cleaner or starter.			
2	642563	2	CAPSCREW, front mounting (5/8"NF x 3-1/2")
	913280	2	NUT, high, slotted, 5/8"NF
	900806	2	PIN, cotter, 1/8" x 1"
3	656193	2	TRUNNION, rear mounting
4	927475	8	CAPSCREW, drilled-hd., 1/2"NC x 1-1/2"
	023633	4	WIRE, locking, 1/16" x 12"
5	655552	2	PIN, rear trunnion
6	604963	6	CAPSCREW, drilled-hd., 1/2"NC x 1-3/8"
	023633	2	WIRE, locking, 1/16" x 12"



CYLINDER BLOCK

ITEM	PART NO.	QTY.	DESCRIPTION
1	4358582	1	BLOCK ASSEMBLY (Includes items 2 thru 13, 26 and 27)
	910017	1	PLUG, expansion, 2-3/8" diam. (Early units)
	919134	4	PLUG, pipe, hex-hd., 1/8"NPT
	920333	1	PLUG, pipe, hex-hd., 3/8"NPT
	918887	1	PLUG, pipe, hex-socket, 3/8"NPT
	917970	2	PLUG, pipe, hex-socket, 1/2"NPT
	920416	1	PLUG, pipe, hex-hd., 1/2"NPT
	918851	1	PLUG, pipe, hex-socket, 3/4"NPT
	918888	1	PLUG, pipe, hex-socket, 1"NPT
	912415	2	COCK, drain, 1/4"NPT
2	{ 4346100	1	BEARING, camshaft, front (standard size)
	{ 4347416	1	BEARING, camshaft, front (.010" undersize)
3	{ 4346099	2	BEARING, camshaft, intermediate (standard size)
	{ 4347419	2	BEARING, camshaft, intermediate (.010" undersize)
4	{ 4346108	1	BEARING, camshaft, rear (standard size)
	{ 4347413	1	BEARING, camshaft, rear (.010" undersize)
5	4339037	2	CAPSCREW, front main bearing cap (3/4"NC x 3-15/16")
6	4354175	12	WASHER, main bearing capscrew
7	4349630	1	*CAP, front main bearing
8	4349632	4	*CAP, intermediate main bearing
9	4391160	4	WASHER, center main bearing capscrew
10	4349629	1	*CAP, center main bearing
11	4339038	4	CAPSCREW, center main bearing cap (5/8"NC x 3-13/16")
12	4349631	1	*CAP, rear main bearing
13	4339036	10	CAPSCREW, rear and intermediate main bearing cap (3/4"NC x 4-5/16")
14	4336432	4	PIN, dowel, cylinder head
15	-----	4	PIN, dowel, crankshaft thrust flange (See CRANKSHAFT)
16	4362338	2	PLUG, crankcase
17	4337764	2	□GASKET, valve lifter cover
18	4354635	2	COVER, valve lifter
19	4335456	6	WASHER, valve lifter cover bolt
20	4335455	6	BOLT, valve lifter cover
21	4335534	1	PLUG, camshaft hole
22	923815	1	O-RING, camshaft hole plug
23	4389058	1	SCREW, oil pressure regulating valve
	910847	1	NUT, jam, 3/4"NF

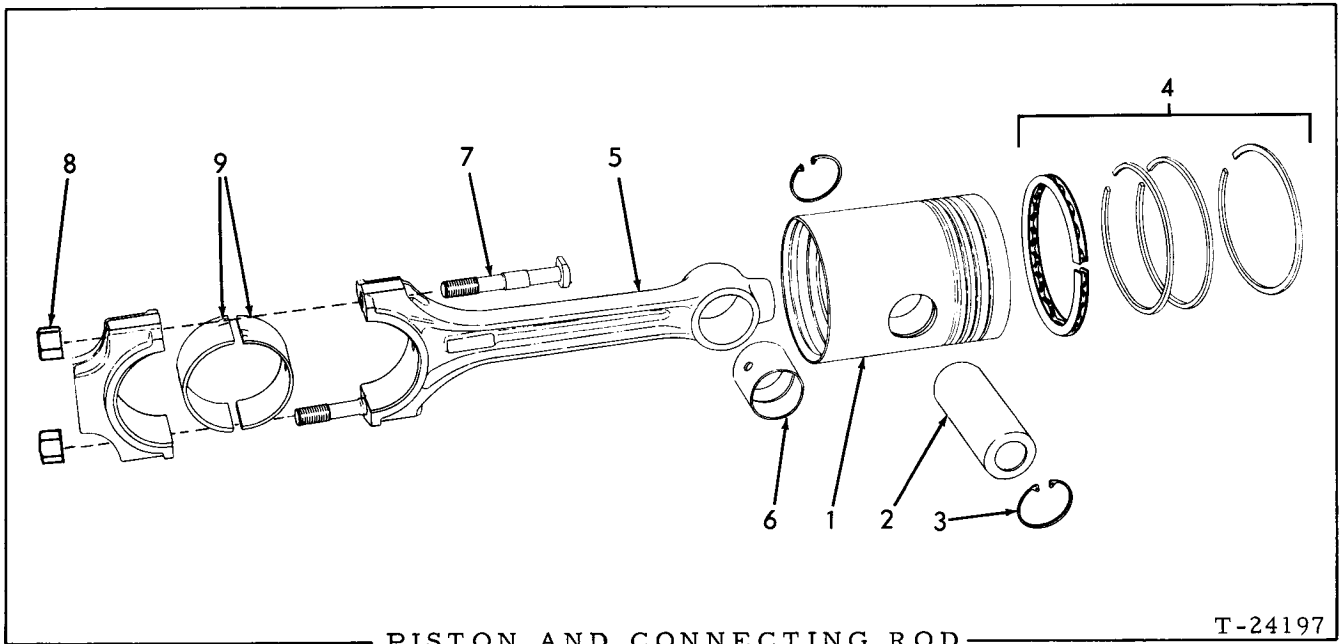
*Replacement bearing caps are semi-finished and must be line-bored after installing

(Continued)

CYLINDER BLOCK (Continued)

ITEM	PART NO.	QTY.	DESCRIPTION
24	4660358-5	1	SPRING, oil pressure regulating valve
25	4500230-0	1	PISTON, oil pressure regulating valve
26	4347465-9	1	INSERT, oil pressure regulating valve seat
27	4347061-6	1	RESTRICTOR, oil passage
28	4337972-6	12	<input type="checkbox"/> O-RING, cylinder sleeve (1 and 2 groove)
29	-----	6	<input type="checkbox"/> SLEEVE, cylinder (Used prior to engine #11-16980. Order SLEEVE 4359583-4 and O-RING 4359586-7)
	4359583-4	6	<input type="checkbox"/> SLEEVE, cylinder (Effective engine #11-16980 and up)
30	4348857-6	-	SHIM, cylinder sleeve (.005" thick)
	4348856-8	-	SHIM, cylinder sleeve (.008" thick)
	4348859-2	-	SHIM, cylinder sleeve (.010" thick)
	4348858-4	-	SHIM, cylinder sleeve (.015" thick)
	4348900-4	-	SHIM, cylinder sleeve (.020" thick)
31	4359586-7	6	O-RING, cylinder sleeve (3rd groove)(Effective engine #11-16980 and up)

Use as required when re-machining cylinder blocks

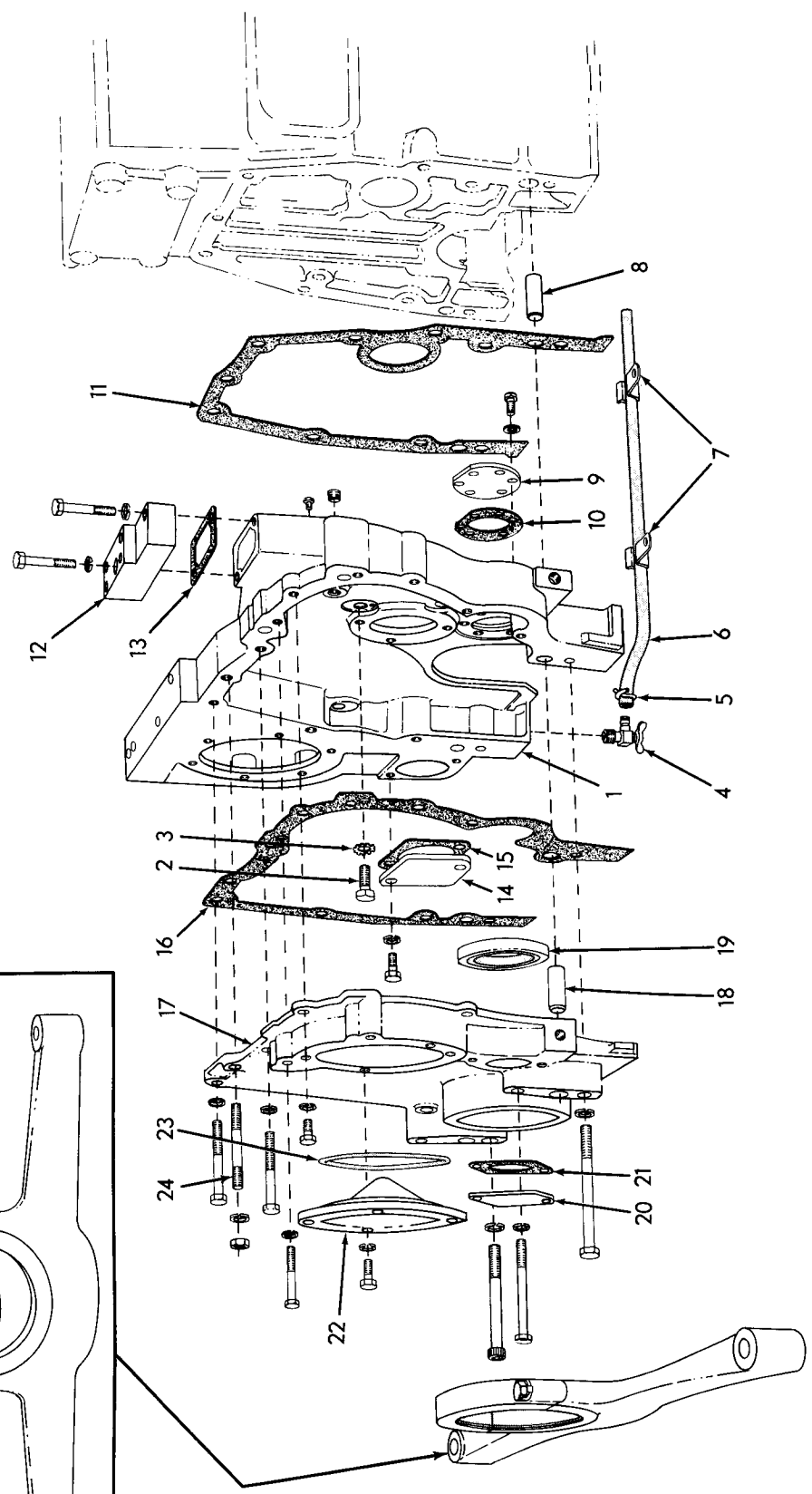
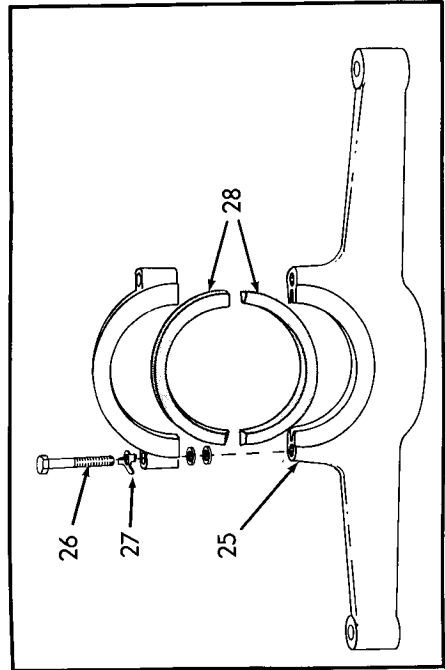


PISTON AND CONNECTING ROD

T-24197

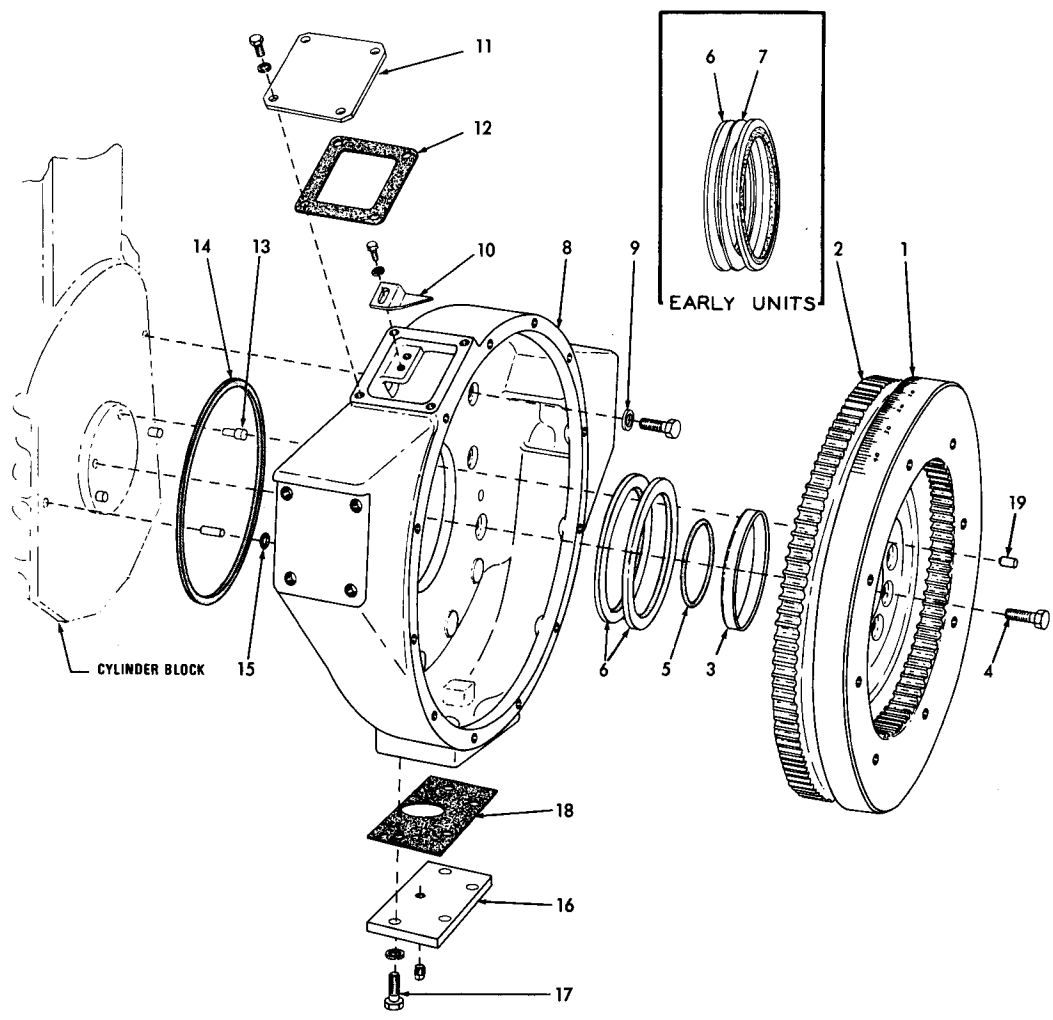
ITEM	PART NO.	QTY.	DESCRIPTION
1	4358745-0	6	□ PISTON (Engines prior to #11-18404)
	4359360-7	6	□ PISTON (Engine #11-18404 and up)
2	4354778-5	6	□ PIN, piston
3	4255465-9	12	□ RETAINER, piston pin
4	4359758-2	6	□ RING SET (Engines prior to #11-18404)
	4359757-4	6	□ RING SET (Engine #11-18404 and up)
5	4354788-4	6	ROD ASSY., connecting (Includes items 6 thru 8)
6	4339017-8	6	BUSHING, connecting rod
7	4354787-6	12	BOLT, connecting rod
8	4354748-8	12	NUT, connecting rod bolt
9	4337701-9	12	BEARING, connecting rod (standard size)
	4337702-7	12	BEARING, connecting rod (.010" undersize)
	4337703-5	12	BEARING, connecting rod (.020" undersize)
	4337704-3	12	BEARING, connecting rod (.030" undersize)
	4337705-0	12	BEARING, connecting rod (.040" undersize)

TIMING GEAR HOUSING



TIMING GEAR HOUSING

ITEM	PART NO.	QTY.	DESCRIPTION
1	4357328	1	HOUSING, timing gear
	919134	1	PLUG, pipe, hex-hd., 1/8"NPT
	917970	1	PLUG, pipe, hex-socket, 1/2"NPT
2	4004054	3	CAPSCREW, 1/2"NC x 1-1/16"
3	4253490	3	LOCKWASHER
4	089894	1	COCK, drain
5	089107	1	CLAMP, drain hose
6	092652	1	HOSE, water drain
7	092758	2	CLIP, supporting, water drain hose
8	4346246	2	PIN, dowel, timing gear housing
9	4354414	1	COVER, timing gear housing
	916277	6	CAPSCREW, 5/16"NC x 5/8"
	917330	6	WASHER, copper
10	4354415	1	GASKET, timing gear housing cover
11	4348136	1	□GASKET, timing gear housing
12	4357792	1	BLOCK, generator mounting
	919287	2	CAPSCREW, 3/8"NC x 1-7/8"
	904206	2	LOCKWASHER, 3/8"
13	4354304	1	GASKET, generator mounting block
14	4339954	1	PLATE, cover, gear housing water hole
	916269	2	CAPSCREW, 3/8"NC x 7/8"
	904206	2	LOCKWASHER, 3/8"
15	4346456	1	GASKET, water hole cover plate
16	4354163	1	□GASKET, timing gear housing cover
17	4357409	1	COVER ASSEMBLY, timing gear housing (Includes item 18)
	915969	3	CAPSCREW, 1/2"NC x 3"
	916319	1	CAPSCREW, 1/2"NC x 3-1/2"
	921299	1	CAPSCREW, hex-socket-hd., 1/2"NC x 4"
	919232	1	CAPSCREW, 1/2"NC x 4-3/4"
	916274	2	CAPSCREW, 3/8"NC x 2-1/4"
	919287	2	CAPSCREW, 3/8"NC x 1-7/8"
	904208	6	LOCKWASHER, 1/2"
	904206	6	LOCKWASHER, 3/8"
	916271	2	CAPSCREW, 3/8"NC x 1"
18	4348107	2	PIN, dowel, timing gear cover
19	4027416	1	SEAL, oil, crankshaft
20	4335711	1	PLATE, timing gear cover
21	4335712	1	GASKET, cover plate
22	4354306	1	PLATE, cover, injection pump driving gear
	916271	4	CAPSCREW, 3/8"NC x 1"
	904206	4	LOCKWASHER, 3/8"
23	923820	1	□O-RING, cover plate
24	4335371	1	STUD, timing gear housing
	904208	1	LOCKWASHER, 1/2"
	910195	1	NUT, 1/2"NF
25	4359425	1	BRACKET, engine mounting (Includes cap)
26	4254891	2	CAPSCREW, 1/2"NC x 2-1/2"
	916009	10	WASHER, plain (1/32" thick. Use as required)
27	4335550	2	LOCKWASHER
28	4336491	2	LINER, engine mounting bracket



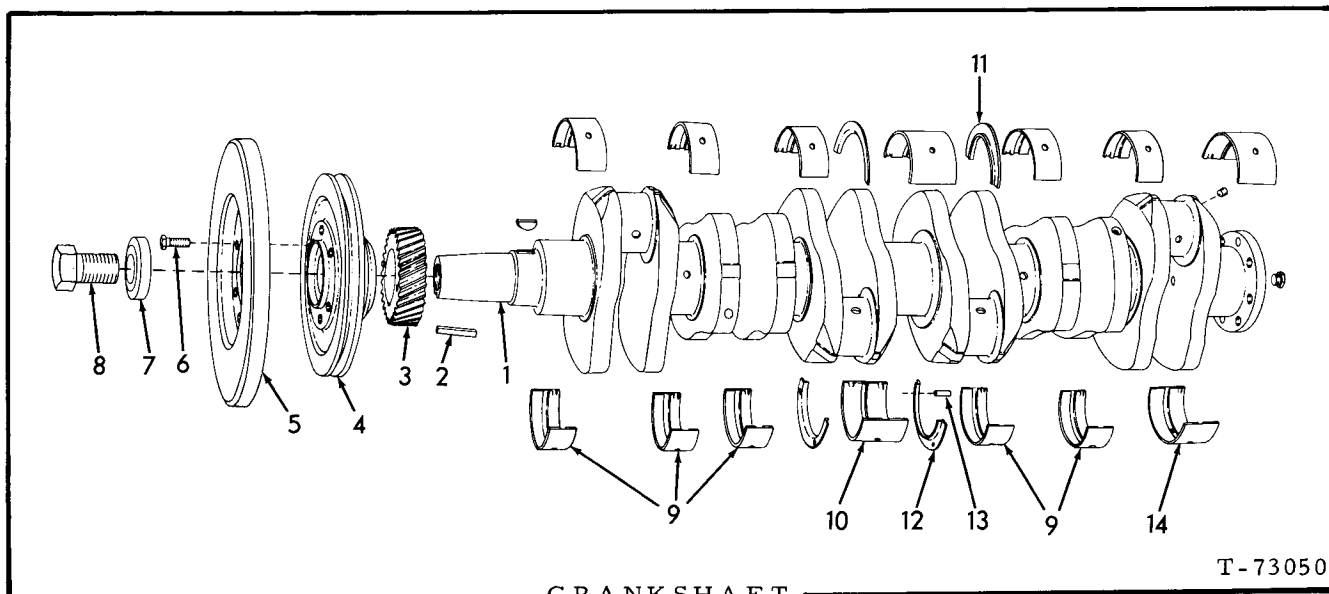
FLYWHEEL AND HOUSING T-73049

ITEM	PART NO.	QTY.	DESCRIPTION
1	4359097-5	1	FLYWHEEL ASSY. (Includes item 2)
2	4304907-1	1	GEAR, ring
3	-----	1	SLEEVE, wear (Used on engines #11-14388 thru #11-15367 only) (Order SLEEVE 4028261-8 and 2 SEAL 4359650-1)
	4028261-8	1	SLEEVE, wear (Effective with engine #11-18384 and up)
4	4255336-2	6	BOLT, flywheel
5	0923816-3	1	<input type="checkbox"/> O-RING, flywheel to crankshaft

(Continued)

FLYWHEEL AND HOUSING (Continued)

ITEM	PART NO.	QTY.	DESCRIPTION	
6	-----	1	SEAL, oil, crankshaft rear end (double-lip, 5-3/8" I.D.) (Used prior to engine #11-14388; also engines #11-15368 thru 11-18383)	} Order 2 SEAL 4359650-1 and 1 SLEEVE 4028261-8
	-----	2	SEAL, oil, crankshaft rear end (single-lip, 5-1/2" I.D.) (Used on engine #11-14388 thru #11-15367 only)	
	4359650-1	2	SEAL, oil crankshaft rear end (Effective with engine #11-18384 and up)	
7	4027439-1	1	SPACER, oil seal (Used on engine #11-14388 thru #11-15367 only)	
8	4358790-6	1	HOUSING, flywheel	
	0917021-8	2	PIN, dowel, 1/2" x 1"	
	4752075-4	9	BOLT, self-locking, 1/2" NC x 1-3/8"	
9	4376749-0	9	WASHER, sealing (Used prior to engine #11-14324)	
10	4336609-5	1	POINTER, timing	
	0916284-3	2	CAPSCREW, 1/4" NC x 1/2"	
	0904204-5	2	LOCKWASHER, 1/4"	
11	4358840-9	1	COVER, timing hole	
	0916282-7	4	CAPSCREW, 1/4" NC x 7/8"	
	0904204-5	4	LOCKWASHER, 1/4"	
12	4336676-4	1	<input type="checkbox"/> GASKET, timing hole cover	
13	4500300-1	2	DOWEL, flywheel to crankshaft	
14	4336897-6	1	<input type="checkbox"/> RING, sealing, flywheel housing to crankcase	
15	0923376-8	2	<input type="checkbox"/> O-RING, flywheel housing dowel pin hole	
16	0628512-6	1	COVER, bottom, flywheel housing	
	0901652-8	1	PLUG, pipe, 1/4" NPT	
17	0920582-4	4	CAPSCREW, 1/2" NC x 1-1/4"	
	0912441-3	4	LOCKWASHER, 1/2"	
18	0629141-3	1	GASKET, bottom cover	
19	4359168-4	1	SLUG KIT, dowel sealing (Consists of two lead slugs)	



CRANKSHAFT

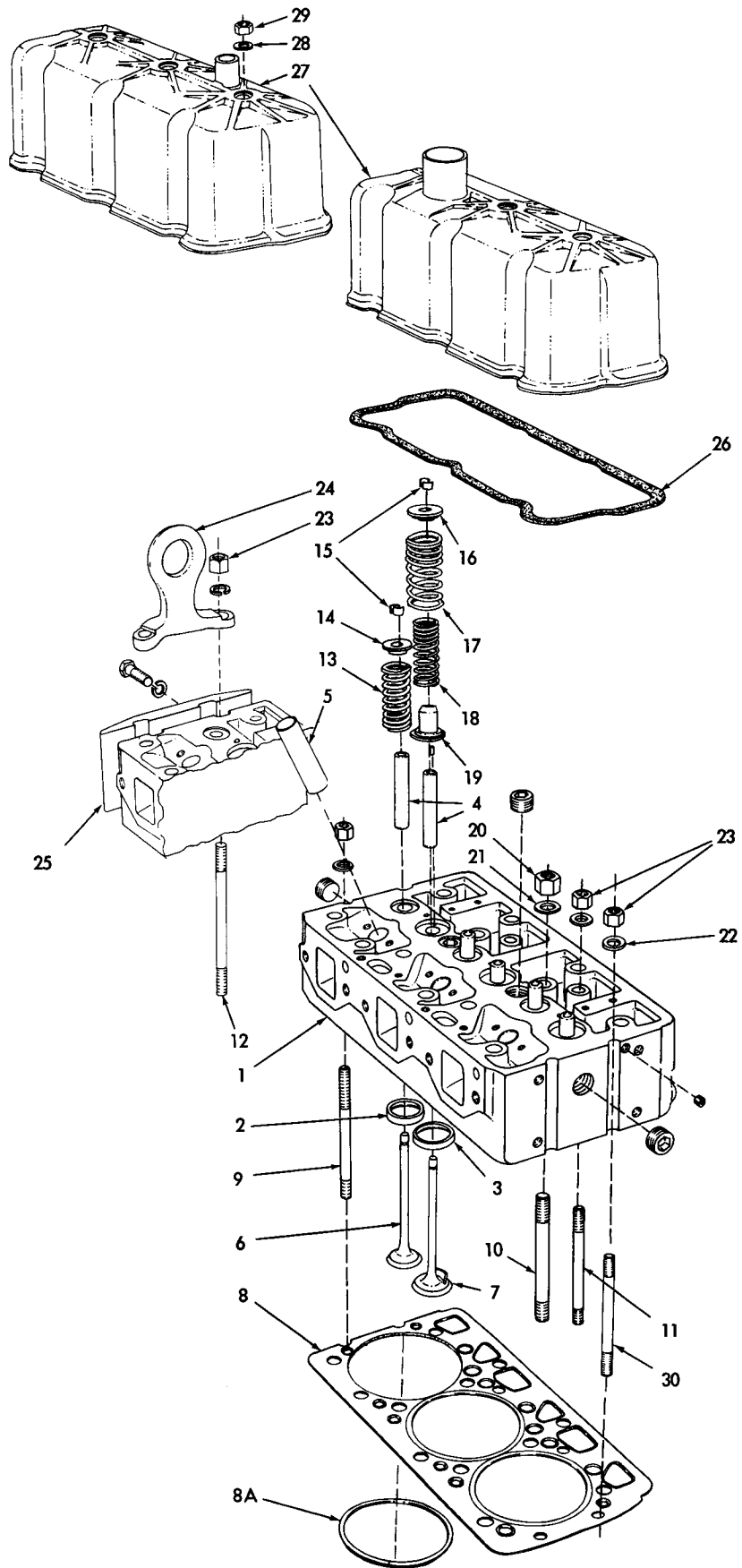
T-73050

ITEM	PART NO.	QTY.	DESCRIPTION
1	4357323	1	CRANKSHAFT ASSEMBLY (Includes PLUGS indented below)
	917673	6	PLUG, pipe, hex-socket, 1/8"NPT (Early units only)
	919840	1	PLUG, pipe, hex-head, 1/4"NPT
2	4003490	1	KEY, crankshaft damper
3	4359278	1	GEAR, crankshaft
	905127	1	KEY, "B" woodruff, 5/16" x 1"
4	4354553	1	PULLEY, drive, water pump and generator
5	4354261	1	DAMPER, vibration
6	4255585	6	BOLT, attaching
7	4371503	1	WASHER, crankshaft damper
8	4390838	1	CAPSCREW, crankshaft damper
9	4337710	10	BEARING, front and intermediate main (standard size)
	4337711	10	BEARING, front and intermediate main (.010" undersize)
	4337712	10	BEARING, front and intermediate main (.020" undersize)
	4337713	10	BEARING, front and intermediate main (.030" undersize)
	4337714	10	BEARING, front and intermediate main (.040" undersize)
10	4348991	2	BEARING, center main (standard size)
	4348992	2	BEARING, center main (.010" undersize)
	4348993	2	BEARING, center main (.020" undersize)
	4348994	2	BEARING, center main (.030" undersize)
	4348995	2	BEARING, center main (.040" undersize)

(Continued)

CRANKSHAFT (Continued)

ITEM	PART NO.	QTY.	DESCRIPTION
11	4337683	2	FLANGE, thrust, center main, upper (standard size)
	4337684	2	FLANGE, thrust, center main, upper (.005" oversize)
	4337685	2	FLANGE, thrust, center main, upper (.010" oversize)
	4337686	2	FLANGE, thrust, center main, upper (.015" oversize)
12	4337687	2	FLANGE, thrust, center main, lower (standard size)
	4337688	2	FLANGE, thrust, center main, lower (.005" oversize)
	4337689	2	FLANGE, thrust, center main, lower (.010" oversize)
	4337690	2	FLANGE, thrust, center main, lower (.015" oversize)
13	4250898	4	PIN, dowel, thrust flange
14	4337698	2	BEARING, rear main (standard size)
	4337699	2	BEARING, rear main (.010" undersize)
	4337700	2	BEARING, rear main (.020" undersize)
	4337715	2	BEARING, rear main (.030" undersize)
	4337716	2	BEARING, rear main (.040" undersize)



CYLINDER HEAD

T-24202

CYLINDER HEAD

*Engines prior to serial No. 11-13980, excluding Nos. 11-13918 and 11-13919

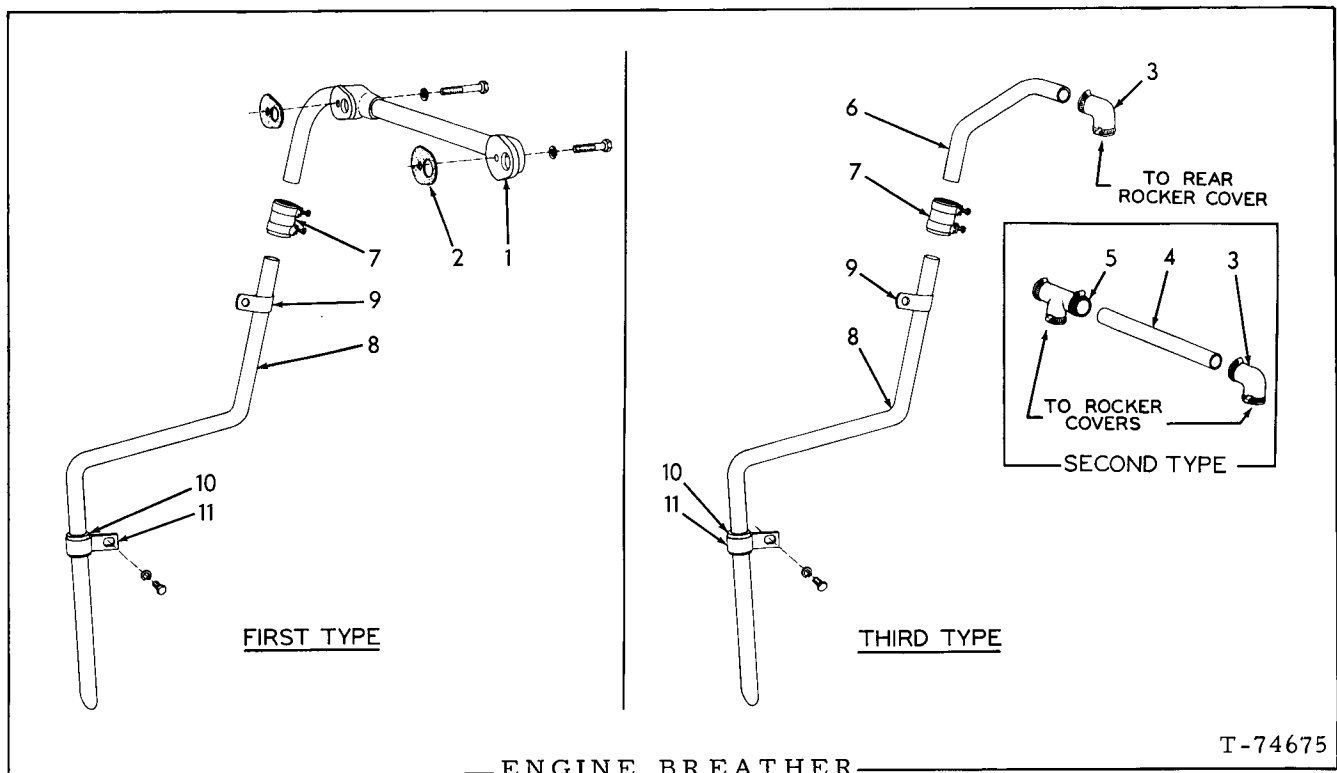
**Engines serial No. 11-13980 and up, including Nos. 11-13918 and 11-13919

ITEM	PART NO.	QTY.		DESCRIPTION	
		*	**		
1	-----	2	-	HEAD ASSY. (Order 4359072, 3 VALVES 4359116 and 3 VALVES 4359117)	
	4359072	-	2	HEAD ASSY. (Includes items 2 thru 5 and hardware indented below)	
	917673	4	4	PLUG, pipe, hex-socket, 1/8"NPT	
	920340	8	8	PLUG, pipe, hex-socket, 3/4"NPT	
	917560	6	6	PIN, dowel, 3/16" x 3/8" (intake valve locator)	
2	4339547	6	-	INSERT, exhaust valve seat (45° - standard size)	
	4359114	-	6	INSERT, exhaust valve seat (30° - standard size)	
	4339625	6	-	INSERT, exhaust valve seat (45° - .005" oversize)	
	4359115	-	6	INSERT, exhaust valve seat (30° - .005" oversize)	
3	4339546	6	-	INSERT, intake valve seat (45° - standard size)	
	4359112	-	6	INSERT, intake valve seat (30° - standard size)	
	4339624	6	-	INSERT, intake valve seat (45° - .005" oversize)	
	4359113	-	6	INSERT, intake valve seat (30° - .005" oversize)	
4	4359192	6	6	GUIDE, valve stem, exhaust	
	4359193	6	6	GUIDE, valve stem, intake	
5	4336157	6	6	SLEEVE, injection nozzle	
6	4336128	6	-	VALVE, exhaust (45°)	
	4359117	-	6	VALVE, exhaust (30°)	
7	4336127	6	-	VALVE, intake (45°)	
	4359116	-	6	VALVE, intake (30°)	
8	4354294	1	1	GASKET, cylinder head, front (Includes item 8A)	} Used prior to engine #11-16431
	4354295	1	1	GASKET, cylinder head, rear (Includes item 8A)	
	4359029	-	1	<input type="checkbox"/> GASKET, cylinder head, front (Includes item 8A)	} Effective with engine #11-16431
	4359030	-	1	<input type="checkbox"/> GASKET, cylinder head, rear (Includes item 8A)	
8A	4339848	6	6	GASKET, fire ring, cylinder sealing (Used prior to engine #11-6431)	
	4358984	-	6	GASKET, fire ring, cylinder sealing (Effective with engine #11-16431)	

(Continued)

CYLINDER HEAD (Continued)

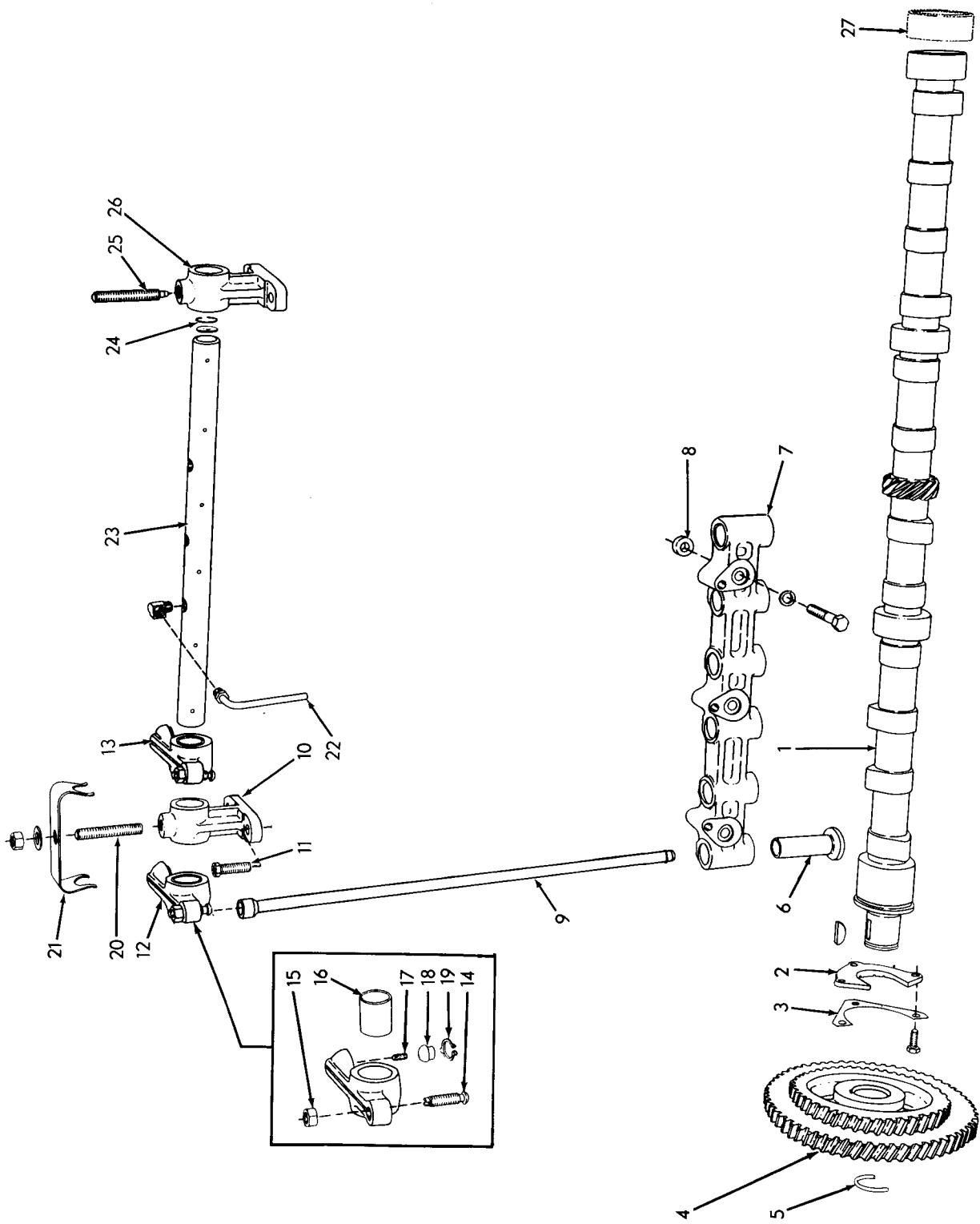
ITEM	PART NO.	QTY.		DESCRIPTION
		*	**	
9	4339434	2	2	STUD, cylinder head (1/2" x 8-5/8")
10	4339505	24	24	STUD, cylinder head (5/8" x 6-1/2")
11	4339498	6	6	STUD, cylinder head (1/2" x 6-1/8")
12	4339499	2	2	STUD, cylinder head (1/2" x 7-1/4")
13	4336131	6	6	SPRING, exhaust valve
14	4343799	6	6	RETAINER, exhaust valve spring
15	4376497	24	24	LOCK, valve spring retainer (half only)
16	4336153	6	6	RETAINER, intake valve spring
17	4336129	6	6	SPRING, intake valve, outer
18	4336130	6	6	SPRING, intake valve, inner
19	4336758	6	6	LOCATOR, intake valve
20	4388202	20	20	NUT, cylinder head stud (5/8"NF)
	4354407	4	4	NUT, cylinder head stud (5/8"NF, Nylok)(For end studs only)
21	4354490	24	24	WASHER, cylinder head nut (For 5/8" stud)
22	4372864	12	12	WASHER, cylinder head nut (For 1/2" stud)
23	4388205	12	12	NUT, cylinder head stud (1/2"NF)
24	4347619	1	1	EYE, engine lifting (rear end)
25	4336178	2	2	PLATE, end
	916191	4	4	CAPSCREW, 7/16"NC x 1-1/2"
	904207	4	4	LOCKWASHER, 7/16"
				} Rear end only
26	4336148	2	2	□GASKET, rocker cover
27	4336146	2	2	COVER, rocker (Engines prior #11-14271)
	4357732	-	1	COVER, rocker, rear (Effective with engine #11-14271)
	4357732	-	1	COVER, rocker, front (Engines #11-14271 thru #11-17329)
	4359584	-	1	COVER, rocker, front (Effective with engine #11-17330)
28	4376749	6	6	WASHER, sealing, rocker cover nut
29	4375937	6	6	NUT, rocker cover



T-74675

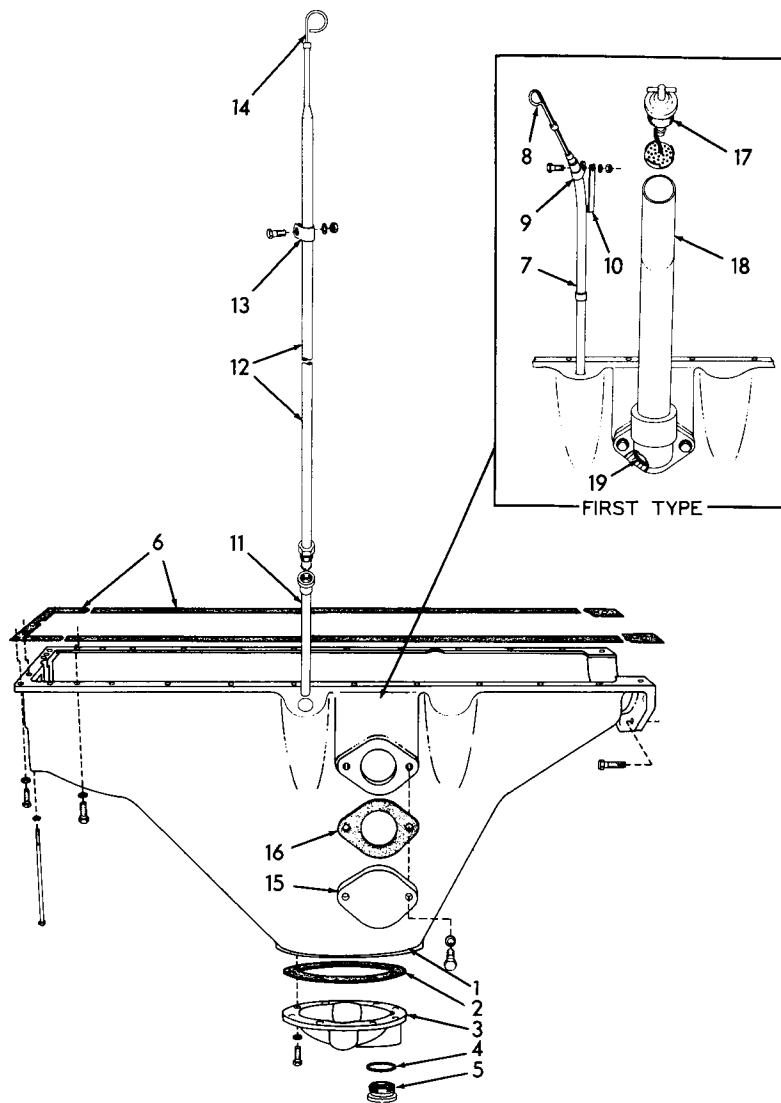
* Engines prior to serial No. 11-14271
 ** Engines serial No. 11-14271 thru 11-17329
 △ Effective with engine serial No. 11-17330

ITEM	PART NO.	QUANTITY			DESCRIPTION
		*	**	△	
1	4349305	1	-	-	TUBE, upper
	916273	1	-	-	CAPSCREW, 3/8"NC x 1-3/4"
	912069	1	-	-	CAPSCREW, 3/8"NC x 2-1/2"
	904206	2	-	-	LOCKWASHER, 3/8"
2	4348133	2	-	-	□ GASKET, upper tube
3	4357735	-	1	1	ELBOW, (rubber)
	921912	-	2	2	CLAMP, hose, 1-1/16" to 2" diam.
4	4357775	-	1	-	TUBE, upper
5	4357736	-	1	-	TEE (rubber)
	921912	-	3	-	CLAMP, hose, 1-1/16" to 2" diam.
6	4357733	-	1	1	TUBE, intermediate
7	4347924	1	1	1	HOSE, tube connecting
	4253453	2	2	2	CLAMP, hose
8	4338310	1	1	1	TUBE, lower
9	4254173	1	1	1	CLIP, tube supporting, upper
10	4371324	1	1	1	INSULATOR, lower tube (rubber)
11	4371323	1	1	1	CLIP, tube supporting, lower
	915408	1	1	1	CAPSCREW, 3/8"NC x 3/4"
	904206	1	1	1	LOCKWASHER, 3/8"



VALVE OPERATING MECHANISM

ITEM	PART NO.	QTY.	DESCRIPTION
1	4337723	1	CAMSHAFT
	905126	1	KEY, #5 woodruff, 1/4" x 1"
2	4349257	1	COLLAR, camshaft thrust
	916277	3	CAPSCREW, 5/16"NC x 5/8"
3	4025391	1	PLATE, capscrew locking
4	4339659	1	GEAR, camshaft
5	4346307	1	RING, snap, gear retaining
6	4338299	12	LIFTER, valve
7	4347511	2	BRACKET, valve lifter
	919287	6	CAPSCREW, 3/8"NC x 1-7/8"
	904206	6	LOCKWASHER, 3/8"
8	4347832	4	DOWEL, hollow, valve lifter bracket
9	4336234	12	ROD, push
10	4336143	4	BRACKET, rocker shaft, end
11	4506946	12	STUD, rocker shaft bracket (Used prior to engine #11-15290)
	904206	12	
	4348440	12	
	4255723	12	
12	4337478	6	ARM ASSY., rocker, intake valve (Includes items 14 thru 19) (Used prior to engine serial no. 11-13409)
	4339219	6	
	4358989	6	
13	4337479	6	ARM ASSY., rocker, exhaust valve (Includes items 14 thru 19) (Used prior to engine serial No. 11-13409)
	4339220	6	
	4358988	6	
14	4336646	12	SCREW, valve lash adjustment
15	4348440	12	NUT, valve lash adjustment screw
16	4660369	12	BUSHING, rocker arm } WICK, oiling, rocker ball } BALL, rocker arm } RING, snap, rocker arm ball } Used prior to engine No. 11-13409
17	4364422	12	
18	4379305	12	
19	4385480	12	
20	4348129	4	STUD, rocker cover (2-5/8" long)
21	4338143	6	CLIP, spring, rocker arm retaining WASHER, plain, SAE std., 7/16" NUT, 7/16"NF
	912298	6	
	910986	6	
22	4349157	2	TUBE ASSY., rocker shaft overflow (Includes nut) ELBOW, inverted flare, 90°, 1/4" tube, 1/8"NPT male
	913039	2	
23	4336145	2	SHAFT ASSY., rocker arm (Includes PLUGS indented below and item 24) PLUG, expansion, 3/4" diam.
	910002	4	
24	4254363	4	RING, snap, rocker shaft
25	4348130	2	SCREW, rocker shaft retaining (3" long, dog-pt.)
26	4336142	2	BRACKET, rocker shaft, center
27	-----	-	BEARING, camshaft (See CYLINDER BLOCK)



T-73052

OIL PAN

*Used prior to engine serial No. 11-17330
 **Effective with engine serial No. 11-17330

ITEM	PART NO.	QTY.		DESCRIPTION
		*	**	
1	4354681	1	1	PAN, oil
	919224	24	24	CAPSCREW, 3/8"NC x 1-1/8"
	4255916	5	5	CAPSCREW, nylon strip, 3/8"NC x 1"
	914392	2	2	CAPSCREW, 5/16"NC x 1"
	919787	3	3	CAPSCREW, 5/16"NC x 6-1/2"
	904206	24	24	LOCKWASHER, 3/8"
	904205	5	5	LOCKWASHER, 5/16"
2	4373069	1	1	GASKET, clean-out cover
3	4373770	1	1	COVER, clean-out
	916271	8	8	CAPSCREW, 3/8"NC x 1"
	904206	8	8	LOCKWASHER, 3/8"
4	667252	1	1	GASKET, oil drain plug

(Continued)

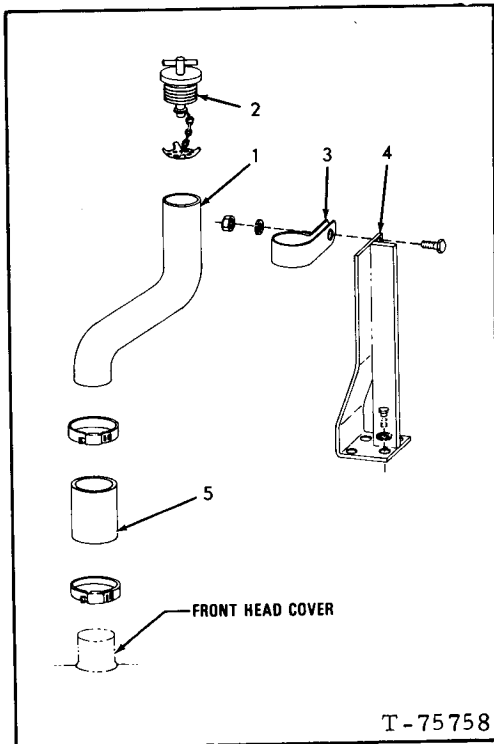
OIL PAN (Continued)

ITEM	PART NO.	QTY.		DESCRIPTION
		*	**	
5	035250	1	1	PLUG, oil drain
6	4347543	1	1	GASKET SET, oil pan (5 pieces)
7	4357837	1	-	ADAPTER, oil level gauge
8	4357805	1	-	GAUGE, oil level
9	4254154	1	-	CLAMP, oil level gauge adapter
	916310	1	-	CAPSCREW, 1/2"NC x 1"
	904208	1	-	LOCKWASHER, 1/2"
	910325	1	-	NUT, 1/2"NC
10	4357855	1	-	BRACE, oil level gauge adapter
11	4359565	-	1	ADAPTER ASSY., oil level gauge
12	4359625	-	1	TUBE ASSY., oil level gauge, upper (Includes NUT)
	915361	-	1	NUT, inverted flared, 1/2" tube, 3/4" straight thread
13	4251849	-	1	CLAMP, oil level gauge tube
	915408	-	1	CAPSCREW, 3/8"NC x 3/4"
	904206	-	1	LOCKWASHER, 3/8"
	910324	-	1	NUT, 3/8"NC
14	4359568	-	1	GAUGE, oil level
15	4339954	-	1	COVER
	916269	-	2	CAPSCREW, 3/8"NC x 7/8"
	904206	-	2	LOCKWASHER, 3/8"
16	4346456	-	1	GASKET, cover
17	4354449	1	-	CLOSURE ASSY., oil filler (Serviced only as a unit)
18	4357810	1	-	TUBE, oil filler
	919224	2	-	CAPSCREW, 3/8"NC x 1-1/8"
	904206	2	-	LOCKWASHER, 3/8"
19	923815	1	-	O-RING, oil filler

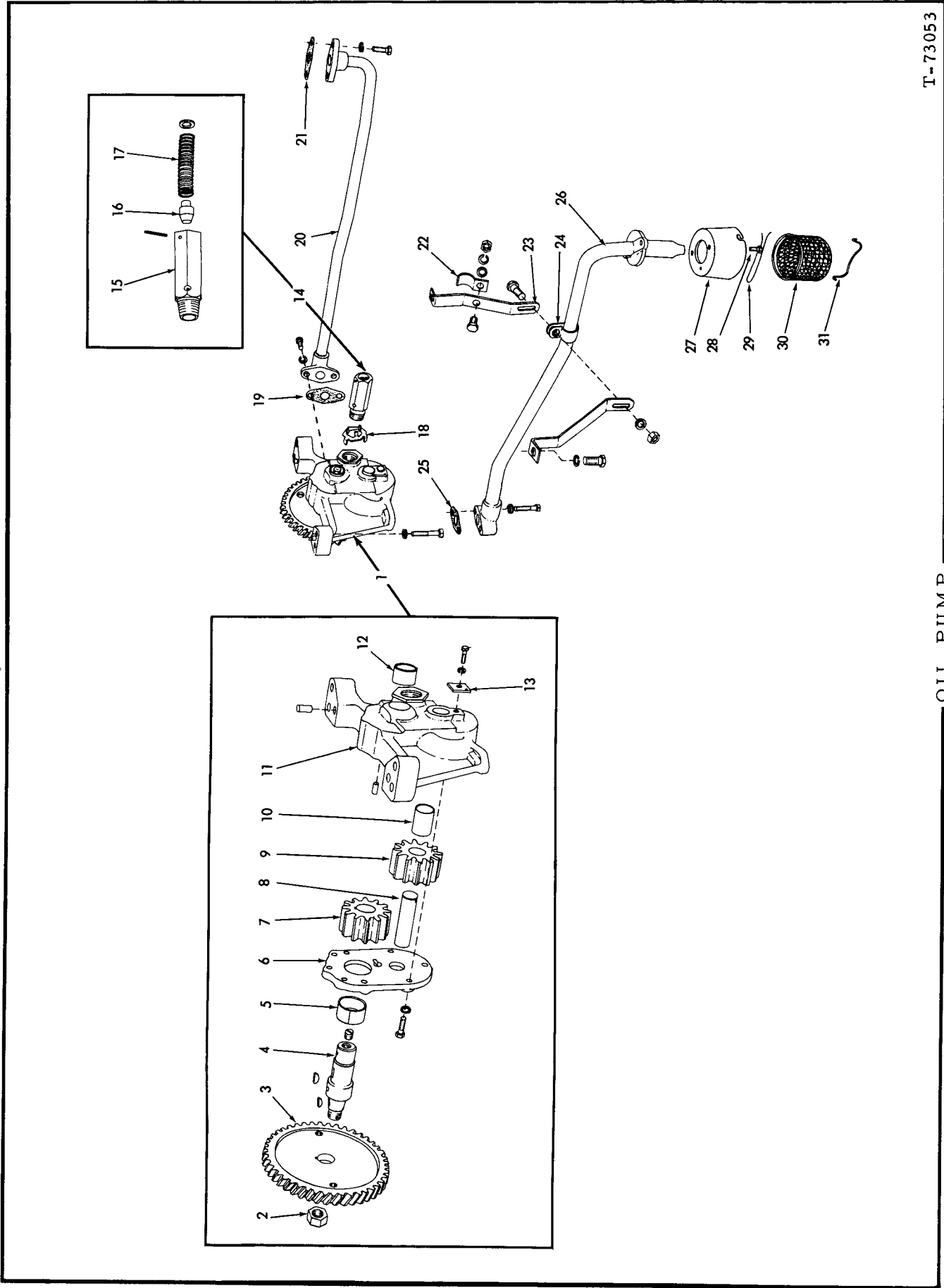
} For succeeding design, see below

OIL FILLER TUBE (Second Type)

USAGE: Effective with engine serial No. 11-17330 (For prior design, see opposite page)



ITEM	PART NO.	QTY.	DESCRIPTION
1	670458	1	TUBE, oil filler
2	681969	1	CLOSURE
3	927514	1	CLIP, filler tube
	921175	1	CAPSCREW, 1/2"NC x 1"
	912441	1	LOCKWASHER, 1/2"
	911028	1	NUT, 1/2"NC
4	670448	1	BRACKET, support, filler tube
	-----	4	CAPSCREW
	-----	4	LOCKWASHER
			} See page 52
5	670459	1	HOSE, filler tube connecting
	925758	2	CLAMP, hose, 2" to 3" diam.



T-73053

OIL PUMP

OIL PUMP

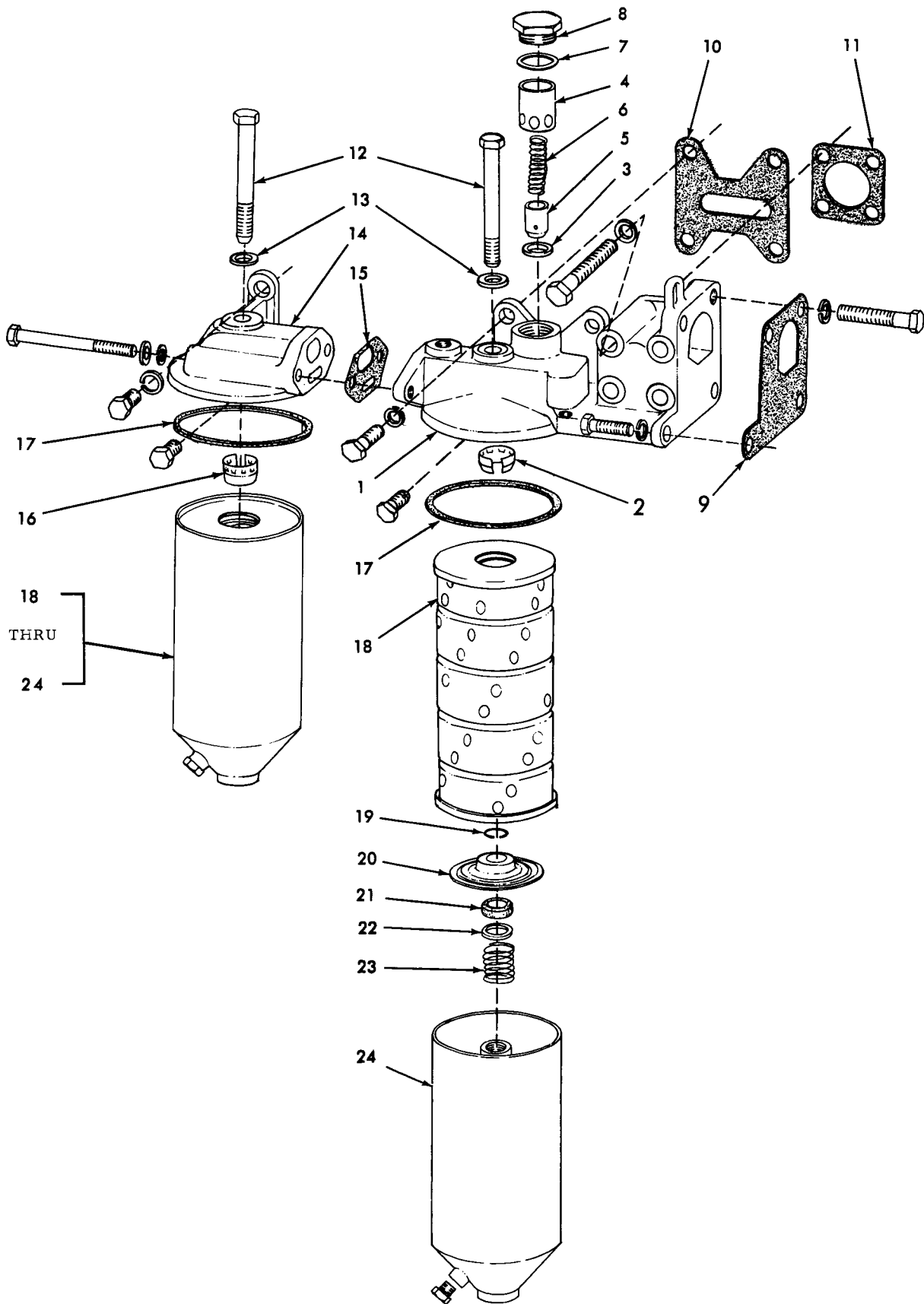
ITEM	PART NO.	QTY.	DESCRIPTION
1	4359056	1	PUMP ASSEMBLY (Consists of items 2 thru 13)
	919226	4	CAPSCREW, 3/8"NC x 1-5/8"
	904206	4	LOCKWASHER, 3/8"
2	4254977	1	NUT, gear retaining
3	4337047	1	GEAR, driving
4	4348894	1	SHAFT, upper
	917673	1	PLUG, pipe, hex-socket, 1/8"NPT
	910224	2	KEY, #6 woodruff, 5/32" x 5/8"
5	4347659	1	BUSHING, pump cover
6	4348044	1	COVER ASSEMBLY (Includes item 5)
	916282	6	CAPSCREW, 1/4"NC x 7/8"
	904204	6	LOCKWASHER, 1/4"
7	4348883	1	GEAR, upper (10 teeth)
8	4348038	1	SHAFT, lower
9	4348891	1	GEAR ASSEMBLY, lower (10 teeth. Includes item 10)
10	4348083	1	BUSHING, lower gear
11	4348885	1	HOUSING ASSEMBLY (Includes item 12 and dowel PINS indented below)
	917554	1	PIN, dowel, 1/4" x 1/2"
	917546	2	PIN, dowel, 3/8" x 5/8"
12	4348303	1	BUSHING, pump housing
13	4348020	1	RETAINER, lower shaft
	916284	1	CAPSCREW, 1/4"NC x 1/2"
	904204	1	LOCKWASHER, 1/4"
14	4354573	1	VALVE ASSEMBLY, oil pressure relief (Consists of items 15 thru 17)
15	-----	1	BODY, pressure relief valve (Not serviced separately)
16	-----	1	PISTON, pressure relief valve (Not serviced separately)
17	4354568	1	SPRING, pressure relief valve
	4359310	1	WASHER, plain
	916001	1	PIN, spring, 3/16" x 1"
18	4347938	1	LOCK, oil pressure relief valve
19	4348215	1	GASKET, discharge pipe to pump
20	4335382	1	PIPE, pump discharge
	915813	2	CAPSCREW, 5/16"NC x 7/8"
	904205	2	LOCKWASHER, 5/16"
	916272	2	CAPSCREW, 3/8"NC x 1-1/4"
	904206	2	LOCKWASHER, 3/8"

(Continued)

OIL PUMP (Continued)

ITEM	PART NO.	QTY.	DESCRIPTION
21	4346169	1	OGASKET, discharge pipe to crankcase
22	4347572	1	CLAMP, supporting, discharge pipe
	916271	1	CAPSCREW, 3/8"NC x 1"
	912597	1	WASHER, plain
	904206	1	LOCKWASHER, 3/8"
	910324	1	NUT, 3/8"NC
23	4354687	2	BRACKET, pipe supporting
	916310	2	CAPSCREW, 1/2"NC x 1"
	904208	2	LOCKWASHER, 1/2"
24	4354750	1	CLIP, supporting, suction tube
	916311	1	CAPSCREW, 1/2"NC x 1-1/4"
	904208	1	LOCKWASHER, 1/2"
	910325	1	NUT, 1/2"NC
25	4348218	1	OGASKET, suction pipe to pressure pump
26	4354684	1	TUBE ASSEMBLY (Includes item 24)
	919290	2	CAPSCREW, 5/16"NC x 1-5/8"
	904205	2	LOCKWASHER, 5/16"
27	4389732	1	COVER, oil screen
28	4335608	2	CAPSCREW, drilled-hd., 5/16"NC x 3/4"
29	4509035	1	WIRE, locking, #18 x 10"
30	4374127	1	SCREEN, oil
31	4376294	1	RETAINER, oil screen

MEMO

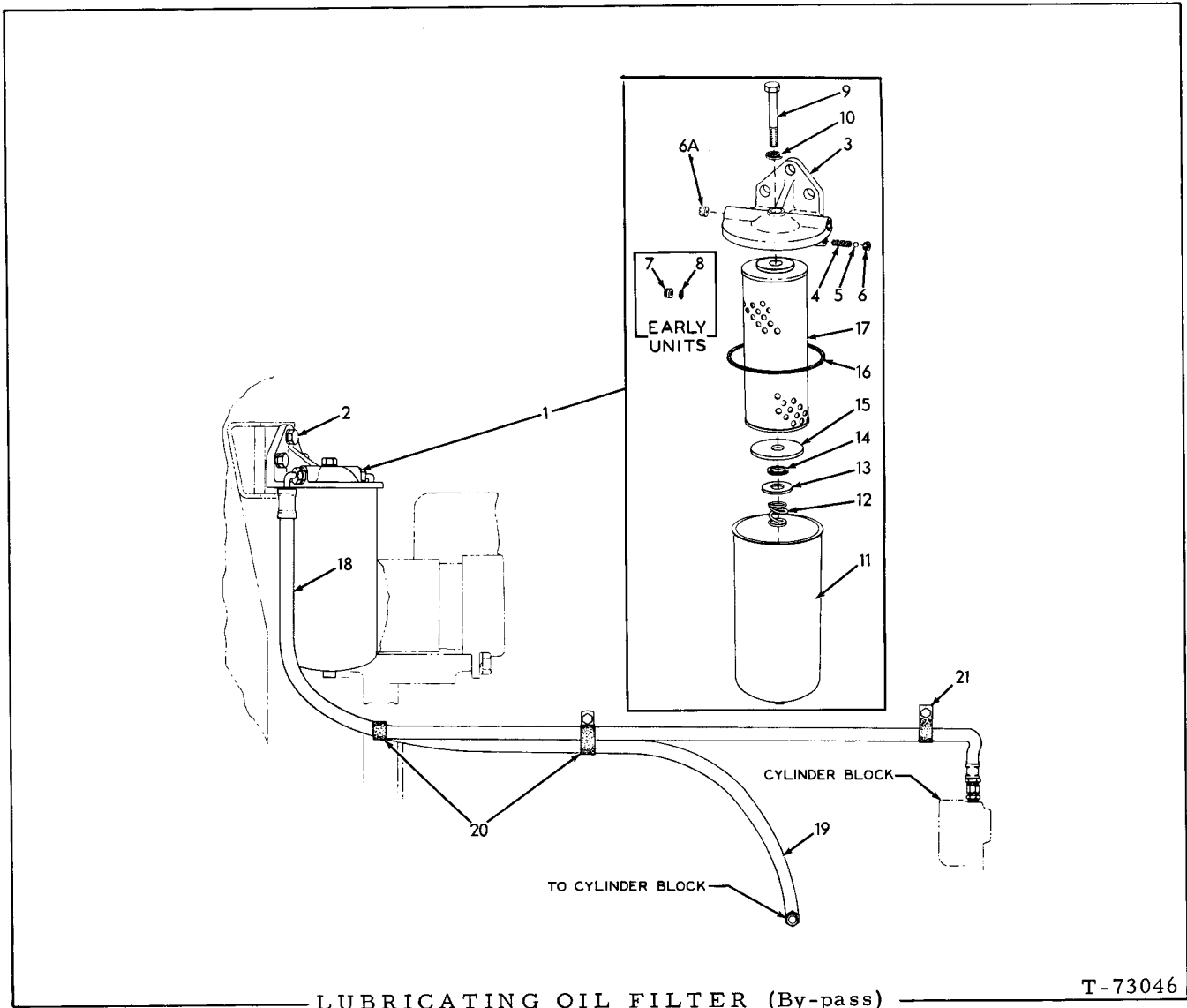


LUBRICATING OIL FILTER (Full-flow)

T-72320

LUBRICATING OIL FILTER
(Full-flow)

ITEM	PART NO.	QTY.	DESCRIPTION
1	4339198	1	HEAD ASSEMBLY (Includes items 2 thru 8)
	920541	3	CAPSCREW, Nylok, 1/2"NC x 1-1/2"
	920540	1	CAPSCREW, Nylok, 1/2"NC x 1-1/4"
	920574	3	CAPSCREW, 1/2"NC x 1-3/8"
	915969	1	CAPSCREW, 1/2"NC x 3"
	904208	6	LOCKWASHER, 1/2"
	919293	4	CAPSCREW, 3/8"NC x 5"
	904206	4	LOCKWASHER, 3/8"
2	4379263	1	ADAPTOR, cartridge centering, upper
3	4373614	1	SEAT, by-pass valve
4	4373612	1	SLEEVE, by-pass valve piston
5	4373613	1	PISTON, by-pass valve
6	4335666	1	SPRING, by-pass valve
7	4253751	1	GASKET, by-pass valve cap
8	4373610	1	CAP, by-pass valve
9	4339128	1	□GASKET, filter head
10	4339150	1	□GASKET, filter head to block, rear
11	4348184	1	□GASKET, filter head to block, front
12	4339022	2	CAPSCREW, oil filter body
13	4376749	2	WASHER, sealing, filter body capscREW
14	4339454	1	HEAD ASSEMBLY, rear filter (Includes item 16)
	920682	2	CAPSCREW, 3/8"NC x 5-1/2"
	904206	2	LOCKWASHER, 3/8"
	922465	2	WASHER, plain
	916311	1	CAPSCREW, 1/2"NC x 1-1/4"
	904208	1	LOCKWASHER, 1/2"
	921865	1	CAPSCREW, Nylok, 1/2"NC x 1"
15	4339123	1	□GASKET, filter interconnection
16	4379263	1	ADAPTOR, cartridge centering, upper
17	4372325	2	GASKET, oil filter body
18	4371021	2	CARTRIDGE ASSEMBLY, oil filter (Includes item 17)
19	4379269	2	RING, snap, adaptor retaining
20	4055971	2	ADAPTOR, cartridge centering, lower
21	4053409	2	SEAL, cartridge adaptor
22	4053410	2	WASHER, cartridge adaptor seal
23	4379268	2	SPRING, cartridge retaining
24	4339021	2	BODY, oil filter
	918951	2	PLUG, pipe, hex-hd., 3/8"NPT



LUBRICATING OIL FILTER (By-pass)

T-73046

ITEM	PART NO.	QTY.	DESCRIPTION
1	0655834-0	1	FILTER ASSY. (Consists of items 3 thru 17)
2	0035018-1	3	CAPSCREW, 1/2"NF x 1-1/2"
	0904208-6	3	LOCKWASHER, 1/2"
3	0669210-7	1	HEAD ASSY. (Includes items 4 thru 6A)
4	0656579-0	1	SPRING, oil by-pass
5	0905358-8	1	BALL, oil by-pass (1/4" diam.)
6	0656578-2	1	BUSHING, oil by-pass
6A	0669209-9	1	BUSHING, orifice (threaded)(Late units)
7	0661548-8	1	SLEEVE, orifice
8	0923663-9	1	O-RING, orifice sleeve
9	0061631-8	1	CAPSCREW, tank retaining

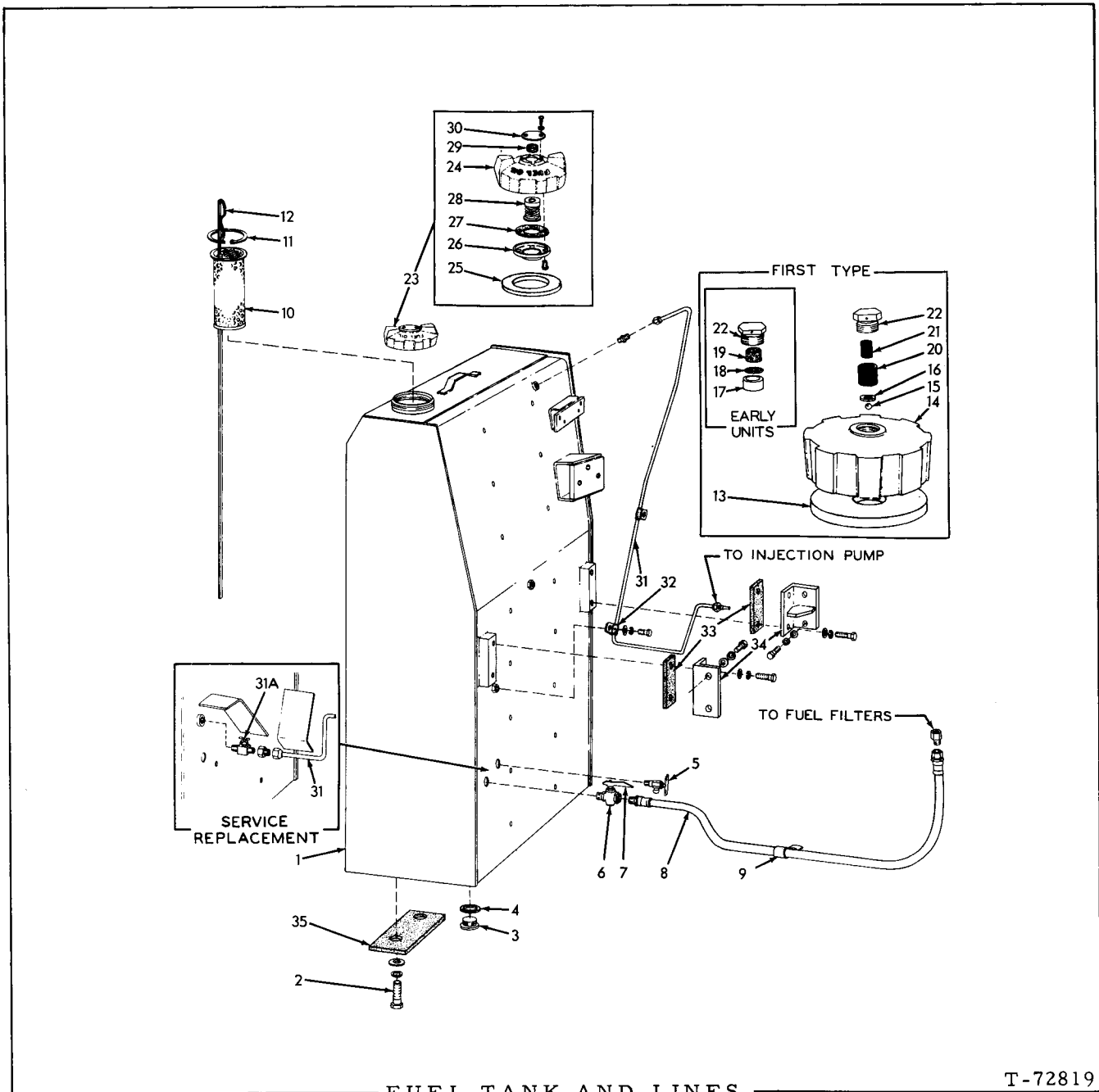
} Early units

(Continued)

LUBRICATING OIL FILTER (By-pass)(Continued)

ITEM	PART NO.	QTY.	DESCRIPTION
10	656431	1	WASHER, sealing, tank retaining capscrew
11	656575	1	TANK (Has 3/4" diam. stud)(Early units)
	669215	1	TANK (Has 1" diam. stud)(Late units)
12	656572	1	SPRING, element
13	656573	1	WASHER, spring seating (3/4" hole)(Early units)
	669484	1	WASHER, spring seating (1" hole)(Late units)
14	641029	1	WASHER, sealing (3/4" hole)(Early units)
	669485	1	WASHER, sealing (1" hole)(Late units)
15	656574	1	PLATE, element seating (3/4" hole)(Early units)
	669483	1	PLATE, element seating (1" hole)(Late units)
16	647448	1	GASKET, filter tank
17	667422	1	ELEMENT KIT (Includes items 10 and 16)
18	642485	1	HOSE, filter inlet (See HOSE PARTS)
	919172	2	CONNECTOR, flare type, 3/8" tube, 3/8"NPT male
19	650862	1	HOSE, filter outlet (See HOSE PARTS)
	919172	2	CONNECTOR, flare type, 3/8" tube, 3/8"NPT male
20	643941	2	CLIP, hose supporting (For two 3/4" diam. lines)
	035221	1	CAPSCREW, 1/2"NC x 1"
	904208	1	LOCKWASHER, 1/2"
	910244	1	WASHER, plain, SAE std., 1/2"
21	643932	1	CLIP, hose supporting (13/16" diam.)
	070467	1	CAPSCREW, 1/2"NF x 1"
	904208	1	LOCKWASHER, 1/2"
	911043	1	NUT, 1/2"NF

NOTE: See PAINTING AND MARKING for instruction transfer applied to filter



FUEL TANK AND LINES

T-72819

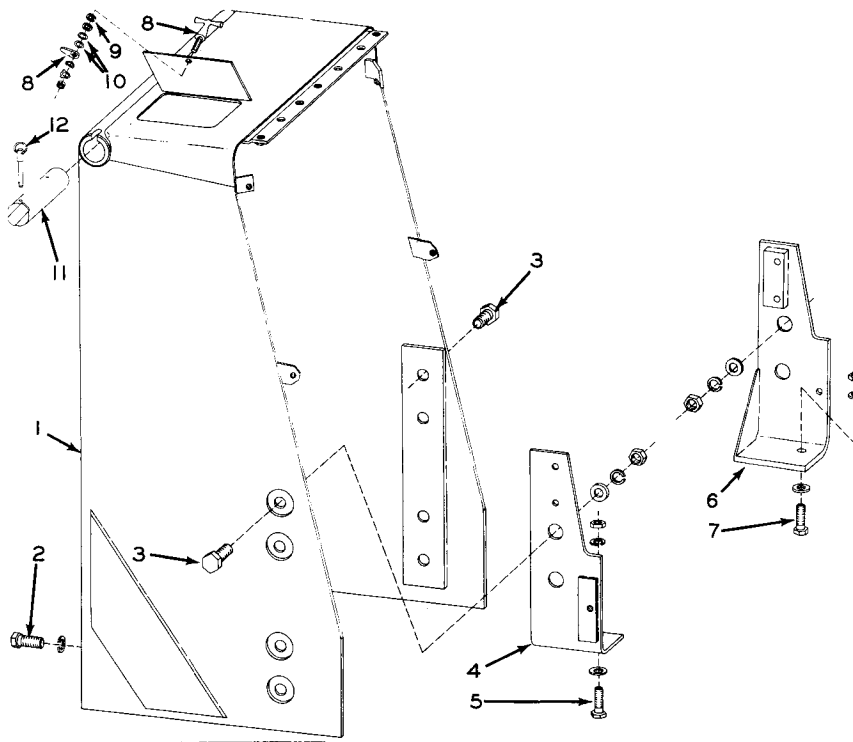
* Loaders prior to serial No. 565
 ** Loaders serial No. 565 and up

ITEM	PART NO.	QTY.	DESCRIPTION
		* **	
1	-----	1	1 TANK, fuel (Original equipment. Order 1 TANK 0671239-2, 1 VALVE ASSY. 0914378-5, 1 CONNECTOR 0924902-0 and 1 TUBE ASSY. 0683209-9)
	0671239-2	1	1 TANK, fuel (Service replacement)
2	0927199-0	8	8 CAPSCREW, 3/4"NC x 2-1/4"
	0914726-5	8	8 LOCKWASHER, 3/4"
	0061689-6	8	8 WASHER, plain

(Continued)

FUEL TANK AND LINES (Continued)

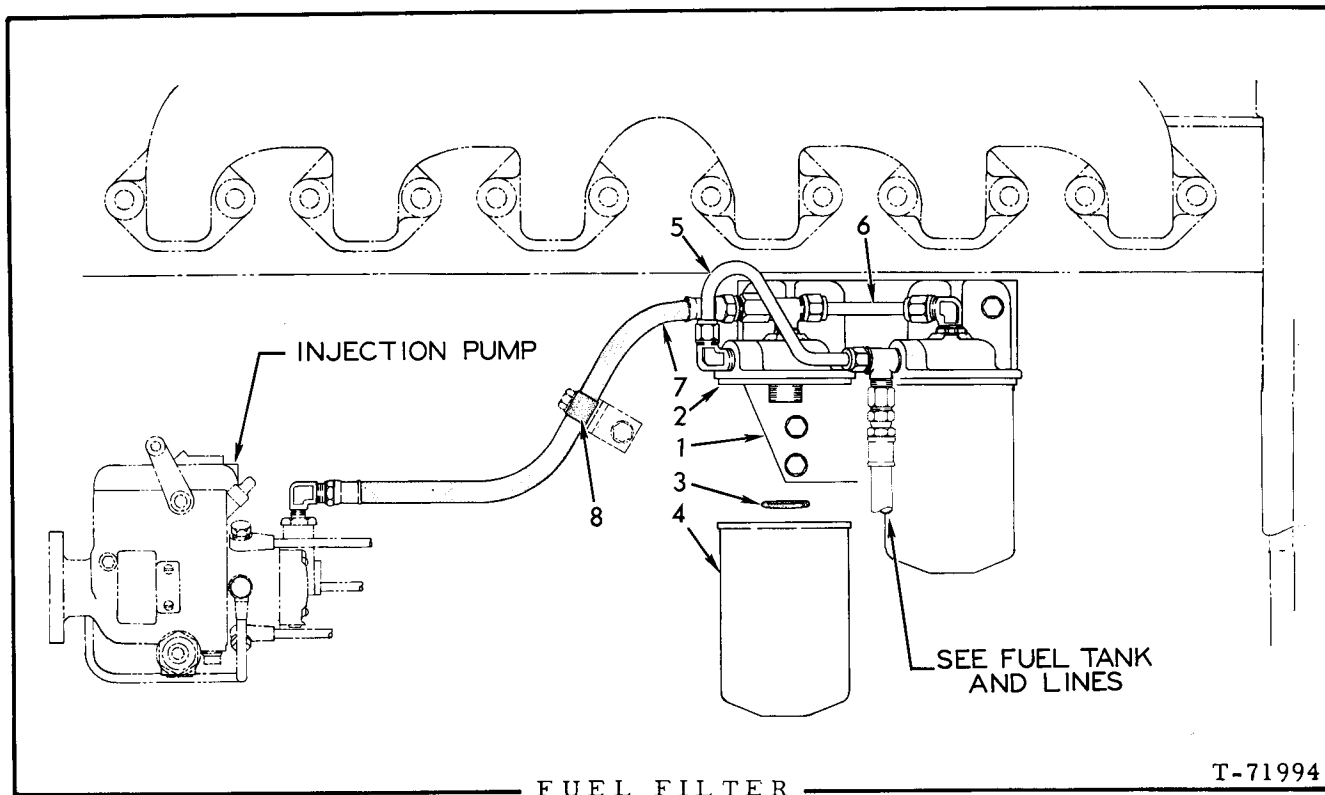
ITEM	PART NO.	QTY.	DESCRIPTION
		* **	
3	0035250-0	1 1	PLUG, drain
4	0667252-1	1 1	GASKET, drain plug
5	0089894-0	1 1	COCK, drain (3/8"NPT)
6	0092727-7	1 1	COCK, fuel shut-off (Includes item 7)
7	0082189-2	1 1	HANDLE, fuel shut-off cock
8	0655843-1	1 1	HOSE, fuel supply
	0923979-9	1 1	CONNECTOR, flare type, 3/8" tube, 3/8"NPT female
9	0621304-5	1 1	CLIP, fuel hose
10	0650509-3	1 1	STRAINER, fuel filler
11	0654840-8	1 1	RING, snap, fuel strainer
12	0655842-3	1 1	GAUGE, fuel level
13	0655416-6	1 -	GASKET, tank cap
14	0652567-9	1 -	CAP ASSY., fuel tank (Includes items 15 thru 22)
15	0652586-9	1 -	BALL, check
16	0652587-7	1 -	WASHER, check ball
17	-----	1 -	SPACER, breather
18	-----	1 -	SCREEN, breather
19	-----	1 -	FILTER, breather
			} FIRST TYPE FILTER. Used prior to loader #446. Order items 20 and 21
20	0664867-9	1 -	ELEMENT, breather (lower)
21	0664868-7	1 -	ELEMENT, breather (upper)
			} SECOND TYPE FILTER. Effective with loader #446.
22	{ 0652590-1	1 -	BREATHER, fuel tank (Used prior to loader #446)
	{ 0664866-1	1 -	BREATHER, fuel tank (Effective with loader #446)
23	0668252-0	- 1	CAP ASSY., fuel tank (Consists of items 24 thru 30)
24	-----	- 1	CAP only (Not serviced separately)
25	0668263-7	- 1	GASKET, cap
26	0668806-3	- 1	SEAT, relief valve
	0926699-0	- 4	SCREW, fil-hd., brass, #10-24NC x 3/8"
27	0668804-8	- 1	GASKET, valve seat
28	0668805-5	- 1	VALVE ASSY., relief (Serviced only as a unit)
29	0664867-9	- 1	ELEMENT, air filter
30	0668262-9	- 1	COVER, tank cap
	0921181-4	- 2	SCREW ASSY., #10-24NC x 1/2" (Includes lockwasher)
31	{ 0655851-4	1 1	TUBE ASSY., fuel return (Includes metal sleeve)(Original equipment)
	{ 0919140-4	1 1	CONNECTOR, flare type, 1/4" tube, 1/4"NPT male
	{ 0683209-1	1 1	TUBE ASSY., fuel return (Includes metal sleeve)(Not original equipment. Used with service replacement tank only)
	{ 0924902-0	1 1	CONNECTOR, flare type, 1/4" tube, 1/4"NPT female
	0919141-2	1 1	NUT, flare type, 1/4" tube
	0917809-6	1 1	NUT, Imperial, 1/4" tube
	0917806-2	1 1	SLEEVE, Imperial, 1/4" tube (rubber)
31A	0914378-5	1 1	VALVE ASSY., fuel return shut-off (Not original equipment. Use with service replacement tank only)
32	0640677-1	2 2	CLIP, fuel return tube
	0035244-3	2 2	CAPSCREW, 3/8"NC x 3/4"
	0904206-0	2 2	LOCKWASHER, 3/8"
	0911115-4	2 2	WASHER, plain, SAE std., 3/8"
33	0655844-9	2 2	PAD, supporting bracket (fabric)
34	0655845-6	2 2	BRACKET, tank supporting
	0035236-9	8 8	CAPSCREW, 1/2"NC x 1-3/4"
	0904208-6	8 8	LOCKWASHER, 1/2"
	0064531-7	8 8	WASHER, plain
35	0655949-6	4 4	PAD, tank mounting (fabric)



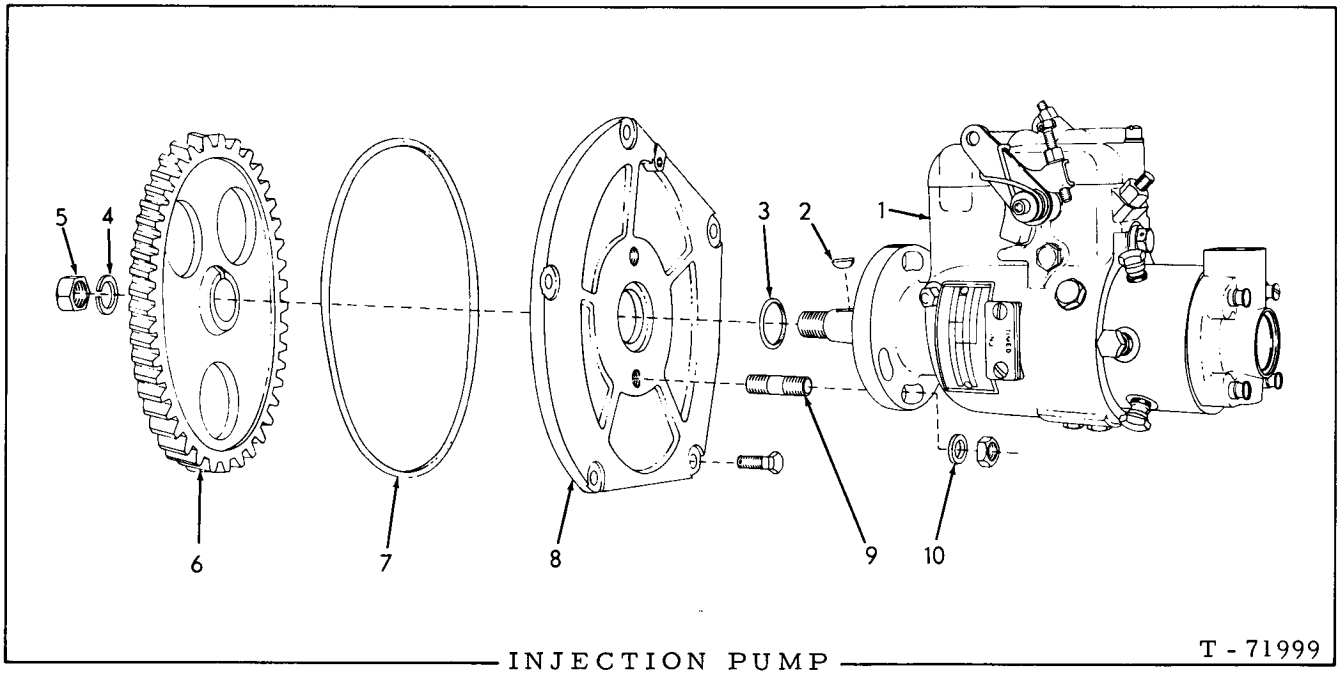
FUEL TANK GUARD

T-72818

ITEM	PART NO.	QTY.	DESCRIPTION
1	655850	1	GUARD (Loaders prior to #1000)
	669974	1	GUARD (Loader unit #01001 and up)
2	603426	5	CAPSCREW, 1"NC x 2-1/2"
	910916	5	LOCKWASHER, 1"
3	603426	8	CAPSCREW, 1"NC x 2-1/2"
	910916	8	LOCKWASHER, 1"
	911032	8	NUT, 1"NC
	095951	8	WASHER, plain
4	655855	1	BRACKET, guard attaching, left side
5	921068	2	CAPSCREW, 3/4"NC x 2-1/4"
	061689	2	WASHER, plain
	904369	2	LOCKWASHER, 3/4"
	911030	2	NUT, 3/4"NC
	6	655856	1
7	921068	2	CAPSCREW, 3/4"NC x 2-1/4"
	061689	2	WASHER, plain
	904369	2	LOCKWASHER, 3/4"
	911030	2	NUT, 3/4"NC
	8	653814	1
9	044973	2	WASHER, spacing, lid lock
10	659035	4	SHIM, lid lock (Use as required)
11	655846	2	PIN, boom safety rest
12	655847	2	PIN, retaining, boom safety pin



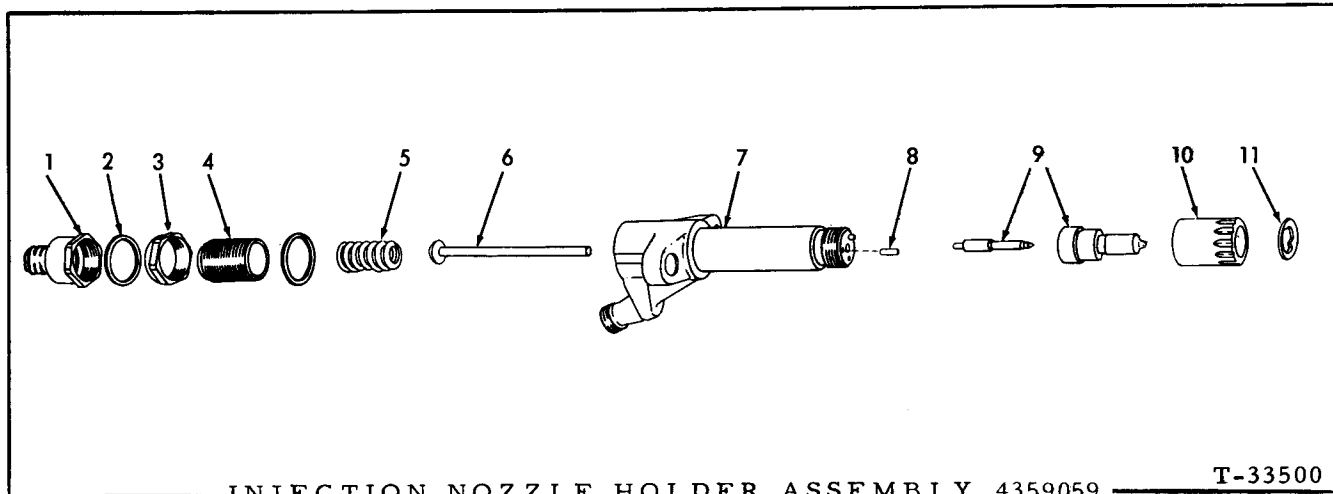
ITEM	PART NO.	QTY.	DESCRIPTION
1	4357429	1	BRACKET, filter mounting
	914392	4	CAPSCREW, 5/16"NC x 1"
	904205	4	LOCKWASHER, 5/16"
2	4025229	2	BASE ASSEMBLY, fuel filter (Includes insert which is not serviced separately)
	919134	2	PLUG, pipe, hex-hd., 1/8"NPT
	916197	4	CAPSCREW, 7/16"NC x 1-1/4"
	904207	4	LOCKWASHER, 7/16"
	912201	4	NUT, 7/16"NC
3	923934	2	O-RING, filter element
4	4025230	2	ELEMENT, fuel filter (Includes item 3)
5	4354393	1	TUBE ASSEMBLY, fuel inlet (Includes NUTS and SLEEVES indented below)
	917810	2	NUT, Imperial, 3/8" tube
	917807	2	SLEEVE, Imperial, 3/8" tube
	919005	1	ELBOW, Imperial, 3/8" tube, 3/8"NPT male
	4354394	1	TEE, Imperial, 3/8" tube, 3/8"NPT male end and side
6	4354391	1	TUBE ASSEMBLY, fuel outlet (Includes NUTS and SLEEVES indented below)
	917810	2	NUT, Imperial, 3/8" tube
	917807	2	SLEEVE, Imperial, 3/8" tube
	919005	1	ELBOW, Imperial, 3/8" tube, 3/8"NPT male
	4354394	1	TEE, Imperial, 3/8" tube, 3/8"NPT male end and side
7	4357430	1	HOSE, filter to pump (See HOSE PARTS)
	923979	1	CONNECTOR, flare type, 3/8" tube, 3/8"NPT female
	919135	1	ELBOW, flare type, 3/8" tube, 1/4"NPT male
8	4255010	1	CLAMP, hose supporting



INJECTION PUMP

T - 71999

ITEM	PART NO.	QTY.	DESCRIPTION
1	4354963	1	PUMP ASSY., injection (Includes items 2 thru 5. See your Allis-Chalmers dealer for pump service)(Used prior to engine #11-17330)
	4359639	1	PUMP ASSY., injection (Includes items 2 thru 5)(See your Allis-Chalmers dealer for pump service)(Effective with engine #11-17330)
2	910224	1	KEY, #6 woodruff, 5/32" x 5/8"
3	4048596	1	SEAL, pump mounting
4	4048598	1	LOCKWASHER, gear retaining
5	4048597	1	NUT, gear retaining
6	4339851	1	GEAR, pump drive
7	924139	1	□O-RING, pump mounting cover
8	4354954	1	COVER, pump mounting
	920473	5	CAPSCREW, Nylok, 3/8"NC x 3/4"
9	4344938	2	STUD, pump attaching
	910123	2	NUT, 3/8"NF
10	4371718	2	WASHER, serrated



INJECTION NOZZLE HOLDER ASSEMBLY 4359059

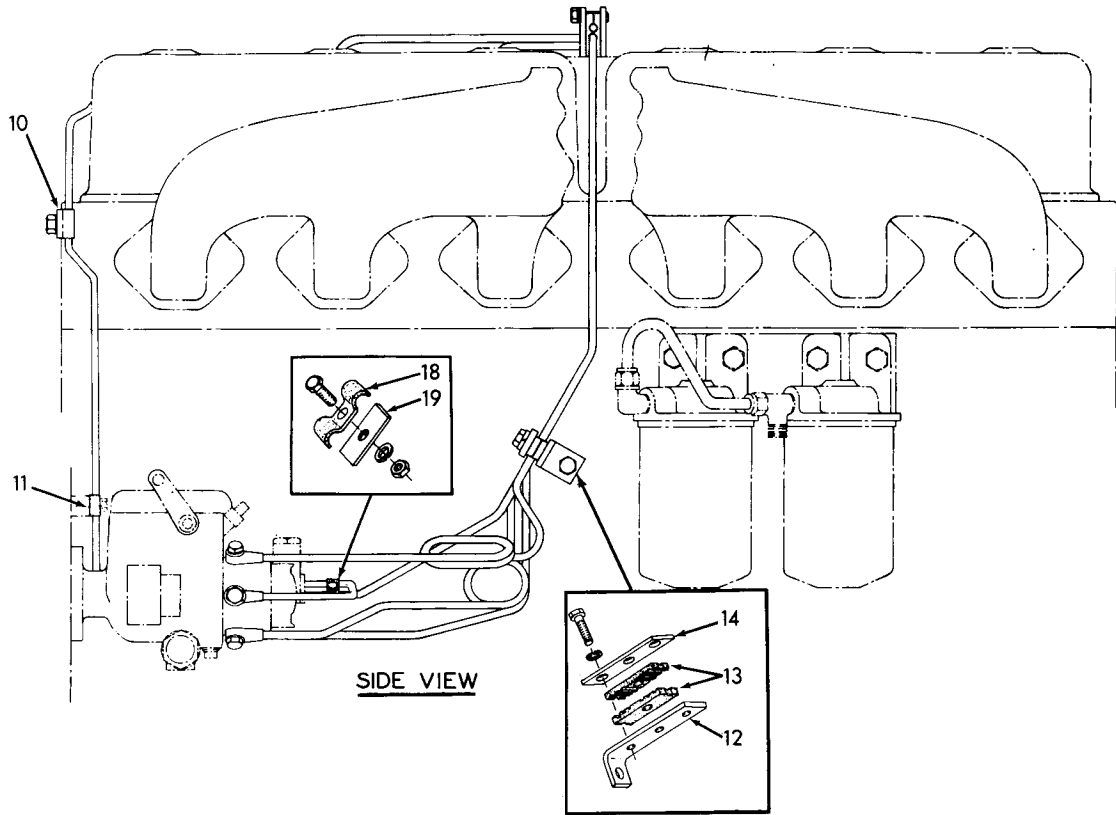
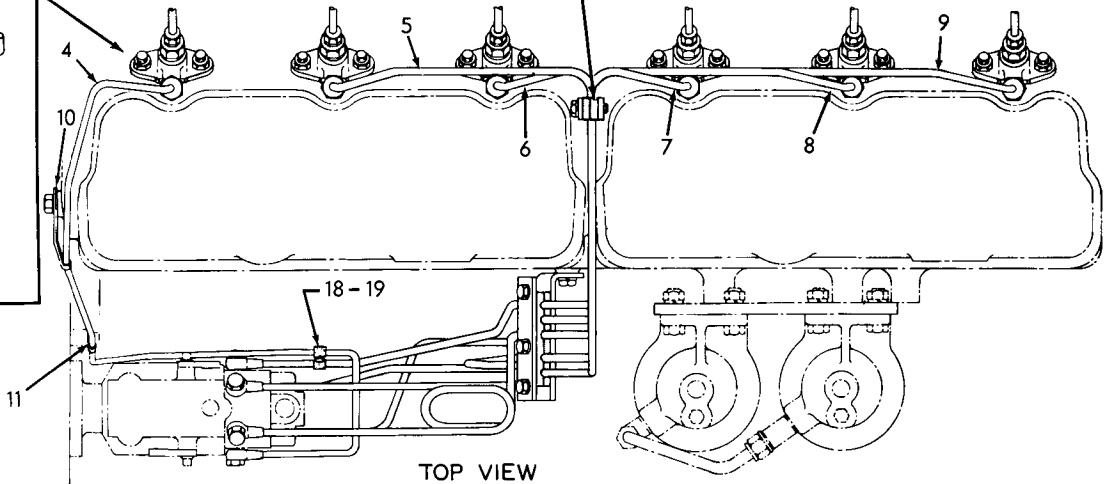
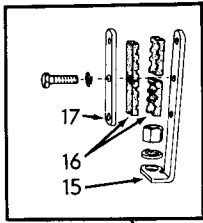
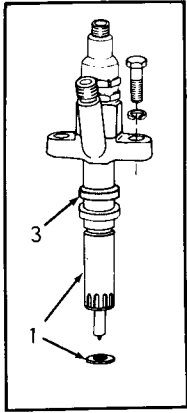
T-33500

USAGE: See page 47

ITEM PART NO. QTY. DESCRIPTION

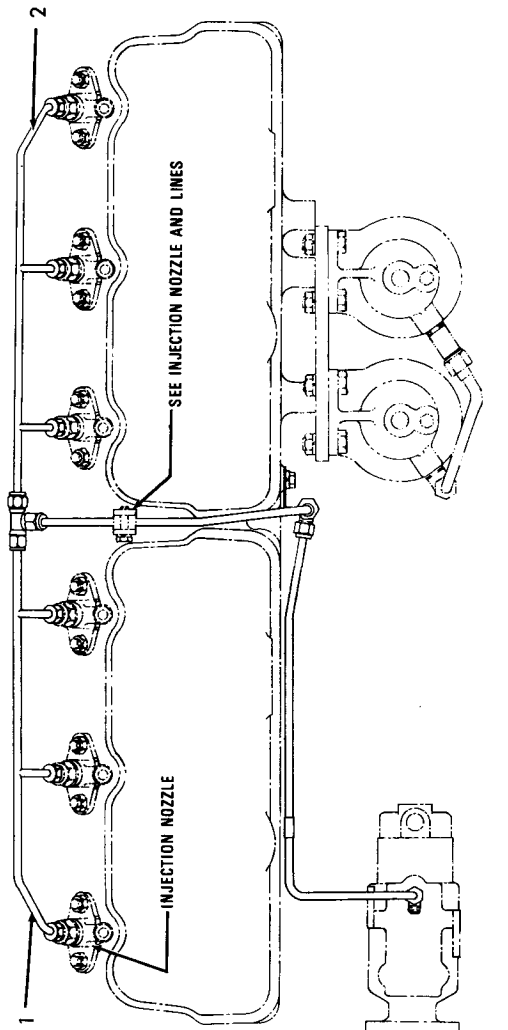
NOTE: Quantities indicated are for one (1) Holder Assembly only

1	4021227	1	CAP
2	4511243	2	GASKET, cap nut
3	4511213	1	NUT, locking
4	4378033	1	SCREW, adjusting
5	4380652	1	SPRING
6	4380656	1	SPINDLE
7	-----	1	BODY (Not serviced separately)
8	922943	2	PIN, nozzle locating
9	4338803	1	NOZZLE ASSEMBLY (Includes item 11)
10	4380662	1	NUT, nozzle retaining
11	4378031	1	□GASKET, nozzle holder

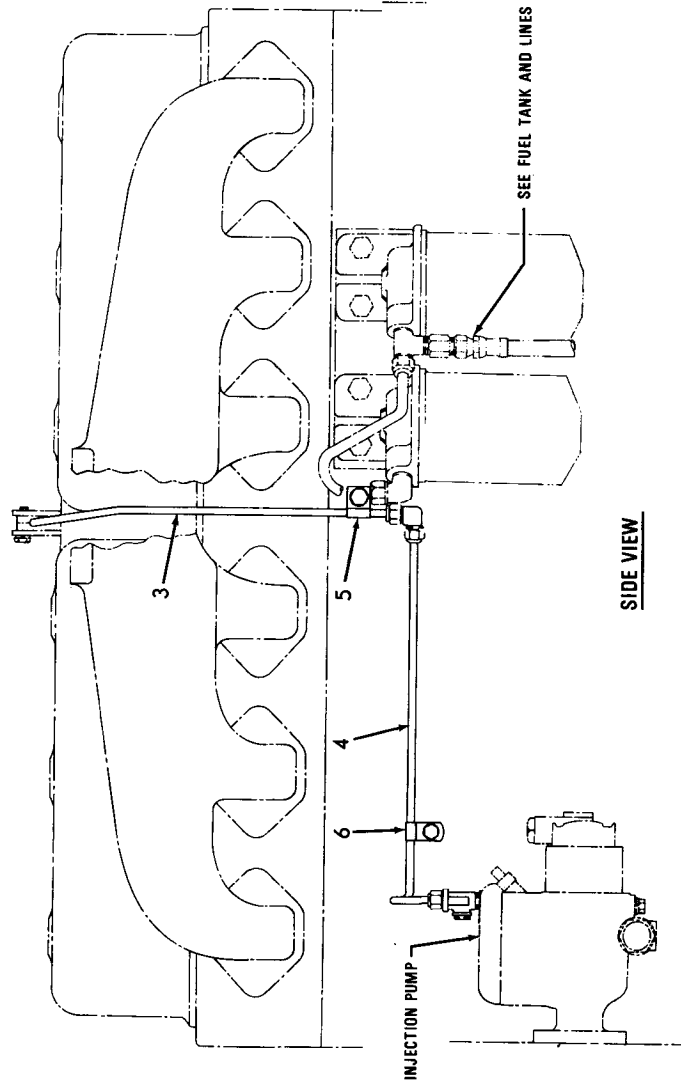


INJECTION NOZZLES AND LINES

ITEM	PART NO.	QTY.	DESCRIPTION
1	4359059	6	HOLDER ASSEMBLY, injection nozzle (See page 45 for parts)
	903632	12	CAPSCREW, 3/8"NC x 1-1/2"
	904206	12	LOCKWASHER, 3/8"
3	4025385	12	SHIELD, dirt
4	4357434	1	TUBE, fuel injection (#1 cylinder)(Used prior to engine #11-17330)
	4359567	1	TUBE, fuel injection (#1 cylinder)(Effective with engine #11-17330)
5	4339559-4509	1	TUBE, fuel injection (#2 cylinder)
6	4339560	1	TUBE, fuel injection (#3 cylinder)
7	4339561	1	TUBE, fuel injection (#4 cylinder)
8	4339562	1	TUBE, fuel injection (#5 cylinder)
9	4339563	1	TUBE, fuel injection (#6 cylinder)
10	4255757	1	CLIP, injection tube, upper (#1 cylinder)
	919228	1	CAPSCREW, 7/16"NC x 1-1/8"
	904207	1	LOCKWASHER, 7/16"
	912201	1	NUT, 7/16"NC
11	4354831	1	CLIP, injection tube, lower (#1 cylinder)
	916284	1	CAPSCREW, 1/4"NC x 1/2"
	904204	1	LOCKWASHER, 1/4"
12	4339712	1	BRACKET, tube supporting, lower
	915809	1	CAPSCREW, 5/16"NC x 3/4"
	904205	1	LOCKWASHER, 5/16"
13	4336532	2	SPACER, injection tubes, lower
14	4336531	1	PLATE, clamping, injection tubes, lower
	914670	3	CAPSCREW, 5/16"NC x 1-1/8"
	904205	3	LOCKWASHER, 5/16"
15	4336249	1	BRACKET, tube supporting, upper
	910195	1	NUT, 1/2"NF
	904208	1	LOCKWASHER, 1/2"
16	4507359	4	SPACER, injection tubes, upper
17	4336250	1	CLAMP, injection tubes, upper
	914670	3	CAPSCREW, 5/16"NC x 1-1/8"
	904205	3	LOCKWASHER, 5/16"
18	4513552	1	CLAMP, injection tubes
	916278	1	CAPSCREW, 5/16"NC x 1/2"
	904205	1	LOCKWASHER, 5/16"
	910323	1	NUT, 5/16"NC
19	4359106	1	PLATE, injection tube clamp



TOP VIEW



SIDE VIEW

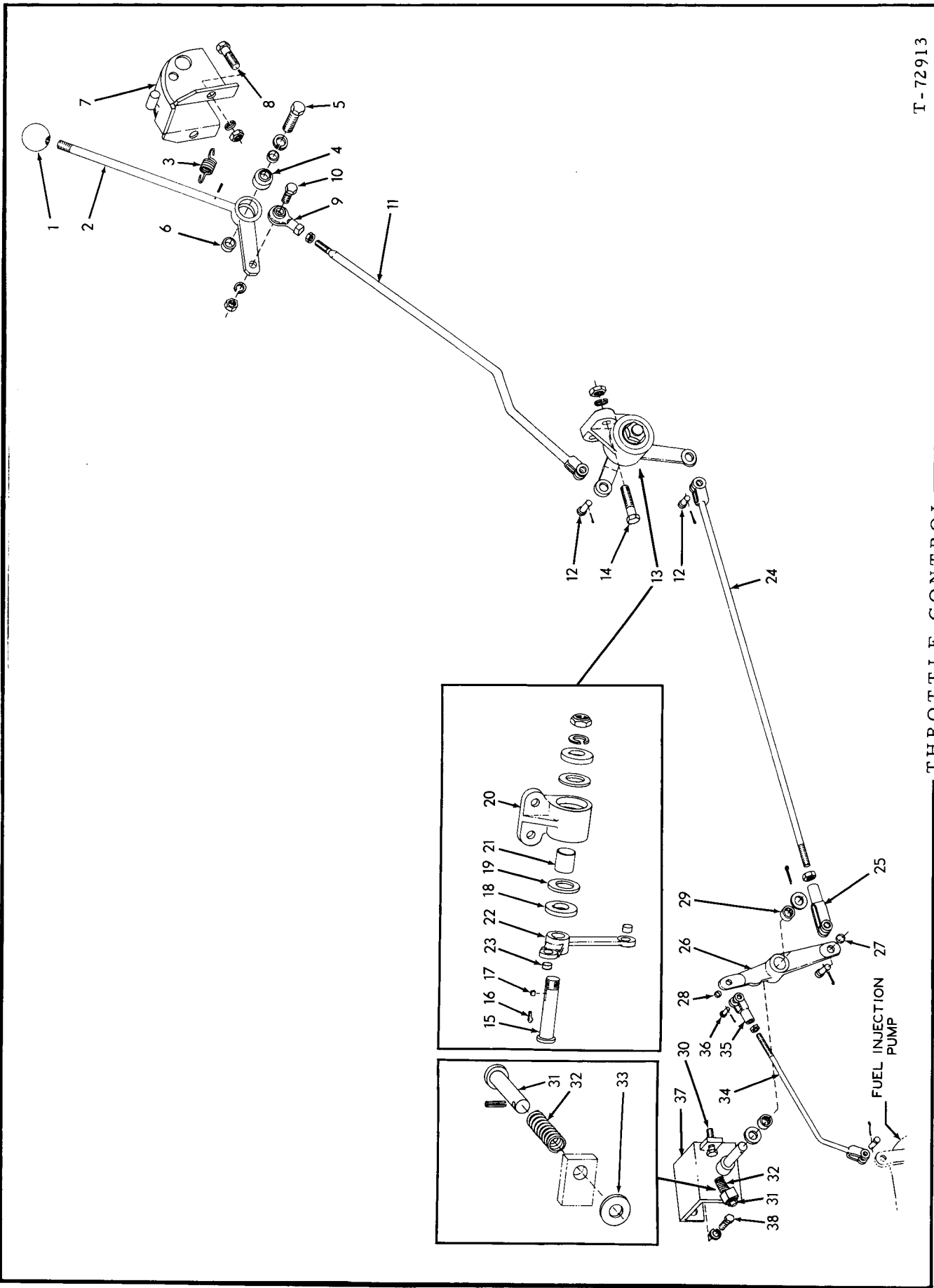
T-71997

INJECTION FUEL RETURN LINES

INJECTION FUEL RETURN LINES

ITEM	PART NO.	QTY.	DESCRIPTION
1	4336546-9	1	MANIFOLD ASSY., front (Includes NUTS and SLEEVES indented below)
	0917809-6	4	NUT, Imperial, 1/4" tube
	0917806-2	4	SLEEVE, Imperial, 1/4" tube
2	4336681-4	1	MANIFOLD, rear
	0917809-6	4	NUT, Imperial, 1/4" tube
	0917806-2	4	SLEEVE, Imperial, 1/4" tube
3	4339691-0	1	TUBE ASSY., manifold return (Includes NUTS and SLEEVES indented below)
	0917809-6	2	NUT, Imperial, 1/4" tube
	0917806-2	2	SLEEVE, Imperial, 1/4" tube
	0919797-1	1	TEE, union, Imperial, 1/4" tube
	0924189-4	1	ELBOW, Imperial, 1/4" tube
4	4358724-5	1	TUBE, pump return
	0917809-6	2	NUT, Imperial, 1/4" tube
	0917806-2	2	SLEEVE, Imperial, 1/4" tube
	0920411-6	1	TEE, service, Imperial, 1/4" tube, 1/8"NPT male
5	4339949-2	1	CLAMP, manifold return tube
	0916277-7	1	CAPSCREW, 5/16"NC x 5/8"
	0904205-2	1	LOCKWASHER, 5/16"
6	4253435-4	1	CLIP, pump return tube
	0916277-7	1	CAPSCREW, 5/16"NC x 5/8"
	0904205-2	1	LOCKWASHER, 5/16"

THROTTLE CONTROL



THROTTLE CONTROL

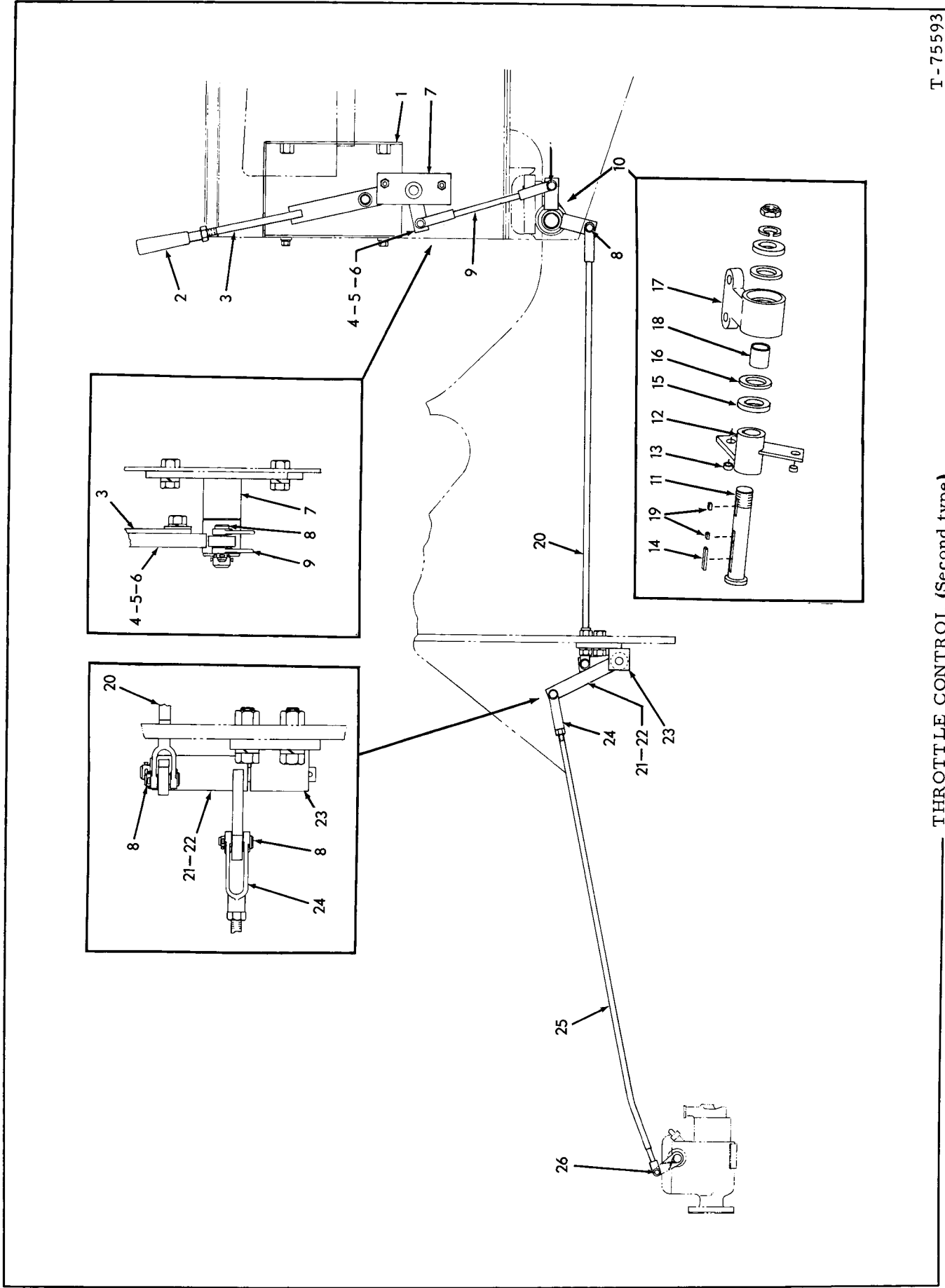
USAGE: Loaders prior to serial No. 1000

ITEM	PART NO.	QTY.	DESCRIPTION
1	659076	1	KNOB, operating lever
2	655540	1	LEVER, operating
	918111	1	PIN, spring, 1/8" x 1"
3	641008	1	SPRING, operating lever
4	655546	1	BEARING, swivel, operating lever
5	035236	1	CAPSCREW, 1/2"NC x 1-3/4"
	904208	1	LOCKWASHER, 1/2"
6	657559	2	SPACER, bearing
7	655545	1	BRACKET, guide, operating lever
8	035190	2	CAPSCREW, 1/2"NC x 1-1/2"
	904208	2	LOCKWASHER, 1/2"
	911028	2	NUT, 1/2"NC
9	617932	1	END, rod
10	040382	1	CAPSCREW, 3/8"NC x 1-3/8"
	904206	1	LOCKWASHER, 3/8"
	911026	1	NUT, 3/8"NC
11	659366	1	ROD, rear
	911048	1	NUT, 3/8"NF
12	078810	3	PIN, control rod yoke
	900942	3	PIN, cotter, 3/32" x 5/8"
13	655536	1	FRICITION ASSEMBLY (Consists of items 15 thru 23)
14	035236	2	CAPSCREW, 1/2"NC x 1-3/4"
	904208	2	LOCKWASHER, 1/2"
	911028	2	NUT, 1/2"NC
15	655535	1	SHAFT, friction
	904369	1	LOCKWASHER, 3/4"
	914452	1	NUT, elastic stop, 3/4"NF
16	923280	1	KEY, friction shaft lever
17	632716	1	KEY, friction washer
18	632710	2	WASHER, friction
19	632747	2	DISC, friction
20	632766	1	HOUSING ASSEMBLY, friction (Includes item 21)
21	632752	1	BUSHING, friction housing
22	655534	1	LEVER ASSEMBLY, friction shaft (Includes item 23)
23	624584	2	BUSHING, friction shaft lever
24	655532	1	ROD, intermediate
	911048	1	NUT, 3/8"NF
25	628736	1	YOKE, intermediate rod
26	650740	1	LEVER ASSEMBLY, front rod (Includes items 27 and 28)
27	624584	1	BUSHING, lower rod lever (large)

(Continued)

THROTTLE CONTROL (Continued)

ITEM	PART NO.	QTY.	DESCRIPTION
28	624585	1	BUSHING, lower rod lever (small)
29	655215	2	BEARING, needle, lower rod lever
30	634650	1	CAPSCREW, lever stop (3/8"NC x 1-1/2")
	911034	1	NUT, jam, 3/8"NC
31	651001	1	PIN, lever stop
	916202	1	PIN, spring, 1/8" x 7/8"
32	650999	1	SPRING, lever stop pin
33	630753	1	WASHER, lever stop pin
34	650686	1	ROD, lower
	910267	1	NUT, jam, 1/4"NF
35	628737	1	YOKE, lower rod
36	628738	2	PIN, lower rod
	900970	2	PIN, cotter, 1/16" x 1/2"
37	651005	1	BRACKET, supporting, control linkage
38	035439	2	CAPSCREW, 3/8"NC x 1"
	904206	2	LOCKWASHER, 3/8"
	910244	2	WASHER, plain, SAE std., 1/2"
	900806	1	PIN, cotter, 1/8" x 1"



T-75593

THROTTLE CONTROL (Second type)

THROTTLE CONTROL (Second type)

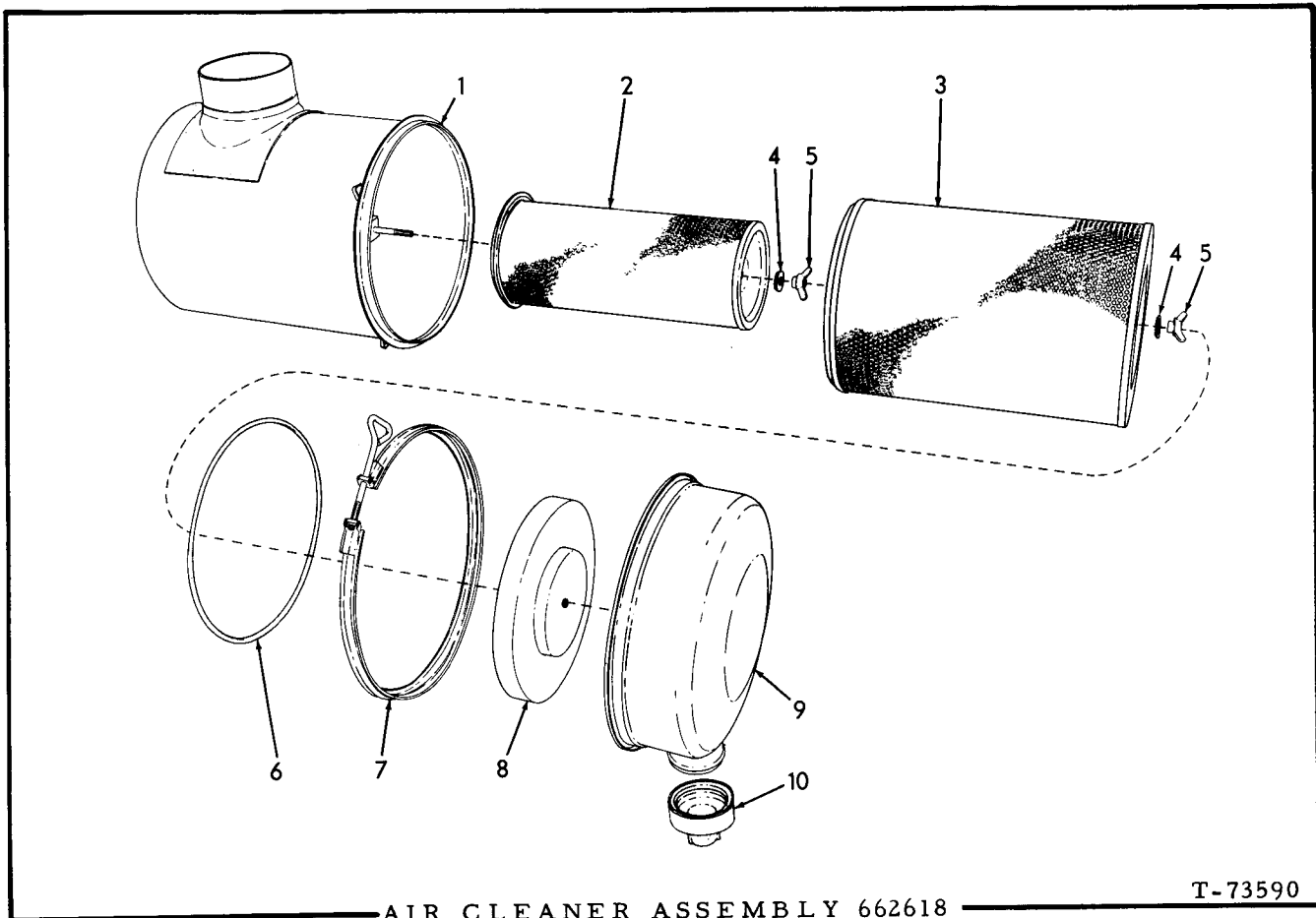
USAGE: Loader Serial No. 43C01001 and up

ITEM	PART NO.	QTY.	DESCRIPTION
1	668733	1	GUIDE, operating lever
	921076	4	CAPSCREW, 3/8"NC x 1-1/4"
	910287	4	LOCKWASHER, 3/8"
	044973	4	WASHER, plain
2	078620	1	GRIP, operating lever
3	668735	1	LEVER, operating
	922262	2	CAPSCREW, 3/8"NC x 7/8"
	910287	2	LOCKWASHER, 3/8"
	900817	2	WASHER, plain U.S. std., 3/8"
4	670132	1	LEVER ASSY., rear (Includes items 5 and 6)
5	097273	1	BUSHING, rear lever (large)
6	624584	1	BUSHING, rear lever (small)
7	668745	1	BRACKET, rear lever supporting
	922763	2	CAPSCREW, 3/8"NC x 1"
	910287	2	LOCKWASHER, 3/8"
	911026	2	NUT, 3/8"NC
	911100	1	WASHER, plain, SAE std., 5/8"
	900806	1	PIN, cotter, 1/8" x 1"
8	078810	5	PIN, control rod yoke
	900942	5	PIN, cotter, 3/32" x 5/8"
9	668752	1	ROD, rear
10	670138	1	FRICITION ASSY. (Consists of items 11 thru 19)
	920583	2	CAPSCREW, 1/2"NC x 1-1/2"
	912441	2	LOCKWASHER, 1/2"
11	670450	1	SHAFT, friction
	904369	1	LOCKWASHER, 3/4"
	914452	1	NUT, elastic stop, 3/4"NF
12	670133	1	LEVER ASSY., friction shaft (Includes item 13)
13	624584	2	BUSHING, friction shaft lever
14	915569	1	KEY, friction shaft lever
15	632710	2	WASHER, friction
16	632747	2	DISC, friction
17	632766	1	HOUSING, friction (Includes item 18)
18	632752	1	BUSHING, friction housing
19	632716	2	KEY, friction washer
20	670463	1	ROD, intermediate
21	670134	1	LEVER ASSY., front (Includes item 22)
22	063222	2	BUSHING, front lever

(Continued)

THROTTLE CONTROL (Second type)(Continued)

ITEM	PART NO.	QTY.	DESCRIPTION
23	676806	1	BRACKET, front lever supporting
	920583	2	CAPSCREW, 1/2"NC x 1-1/2"
	912441	2	LOCKWASHER, 1/2"
	911028	2	NUT, 1/2"NC
	910244	1	WASHER, plain, SAE std., 1/2"
	900806	1	PIN, cotter, 1/8" x 1"
24	628736	1	YOKE, front rod
25	676808	1	ROD, front
	911048	1	NUT, jam, 3/8"NF
26	628738	1	PIN, front rod
	900970	1	PIN, cotter, 1/16" x 1/2"

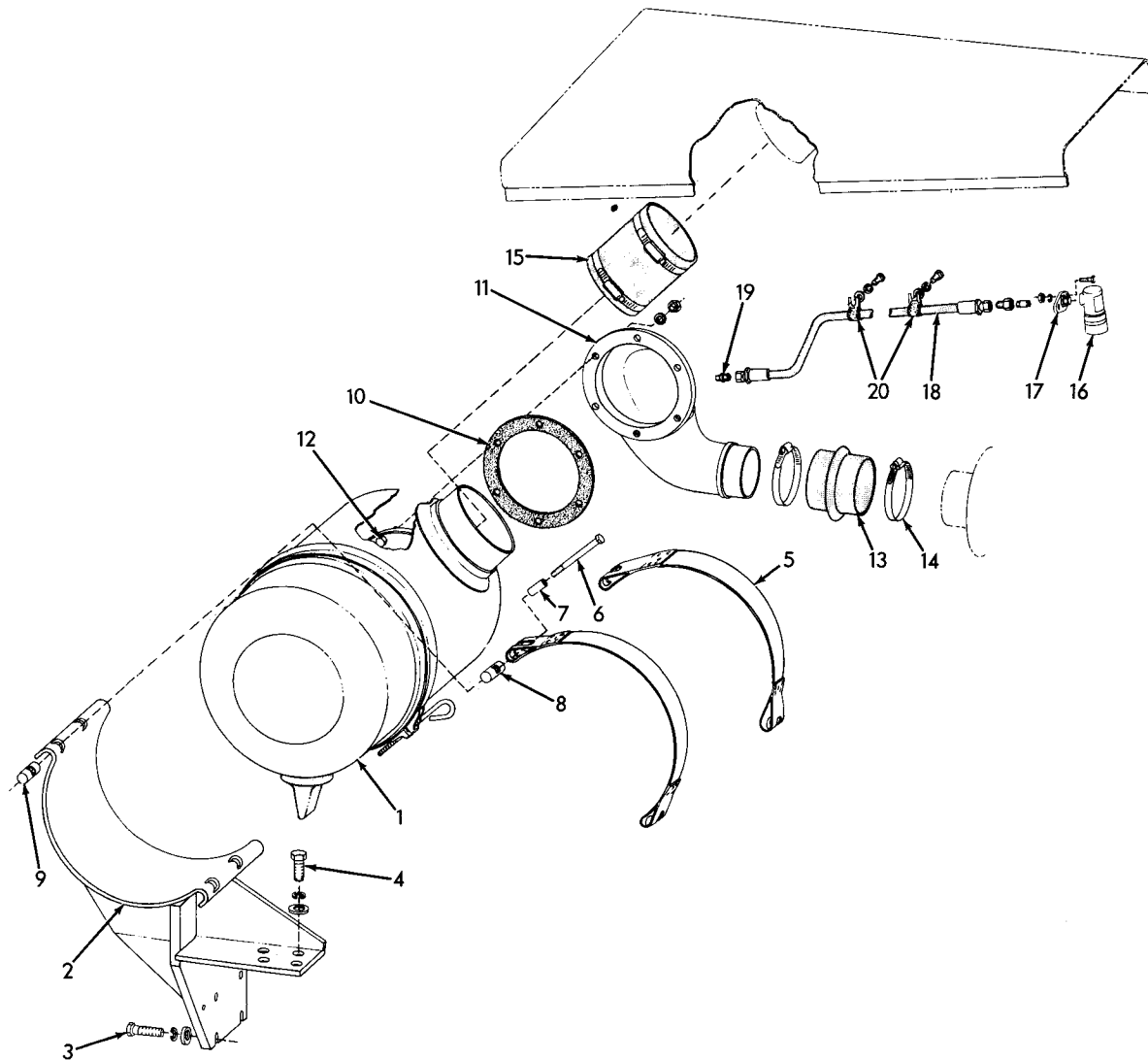


AIR CLEANER ASSEMBLY 662618

T-73590

USAGE: See page 58

ITEM	PART NO.	QTY.	DESCRIPTION
1	-----	1	BODY (Not serviced separately)
2	662477	1	ELEMENT ASSEMBLY, safety (inner)
3	659533	1	ELEMENT ASSEMBLY, filtering (outer)
4	-----	2	GASKET, element retaining nut
5	239517	2	NUT ASSEMBLY, element retaining (Includes item 4)
6	620721	1	O-RING, cup sealing
7	621530	1	CLAMP ASSEMBLY (Includes tightening screw)
8	661162	1	BAFFLE ASSEMBLY (Includes wing nut)
9	661163	1	CUP, sediment
10	3042943	1	VALVE, unloading



AIR CLEANER

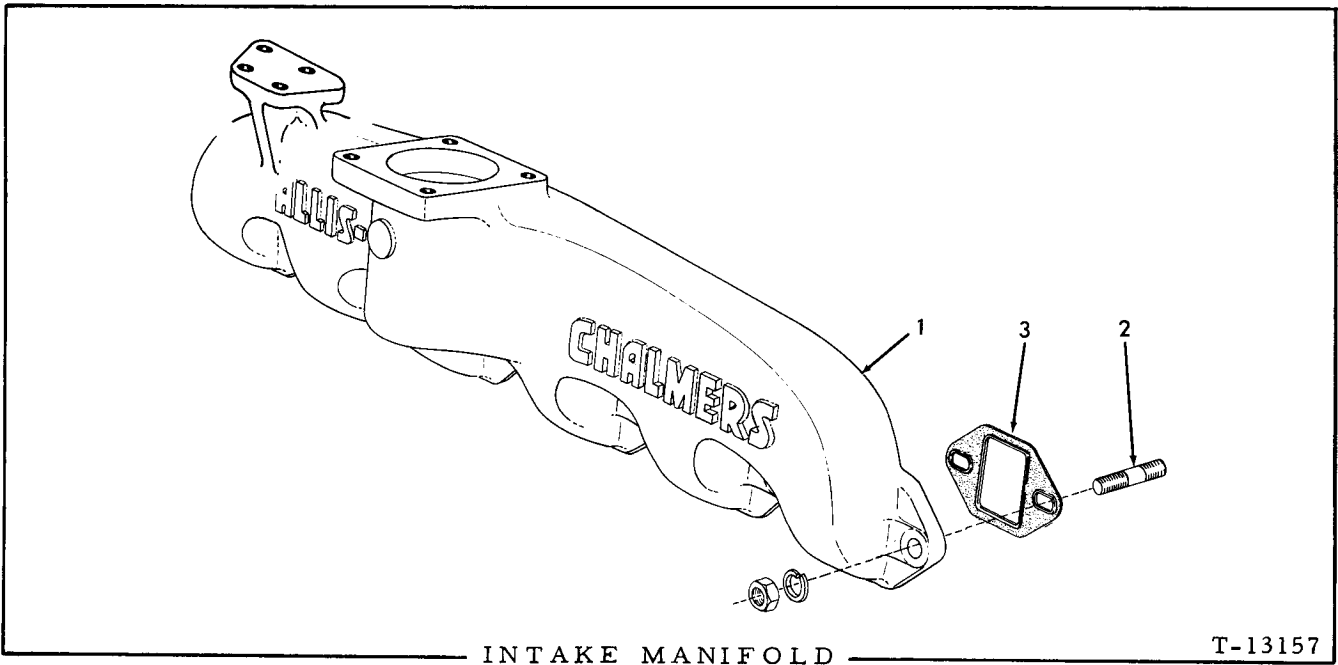
T-73021

ITEM	PART NO.	QTY.	DESCRIPTION
1	662618	1	CLEANER ASSEMBLY, air (See page 57 for parts)
2	664339	1	BRACKET, mounting, air cleaner
3	047558	4	CAPSCREW, 7/16"NC x 2-1/4"
	904207	4	LOCKWASHER, 7/16"
	074790	3	WASHER, plain
4	035190	4	CAPSCREW, 1/2"NC x 1-1/2"
	904208	4	LOCKWASHER, 1/2"
5	658774	2	BAND, mounting
6	082937	4	CAPSCREW, mounting band

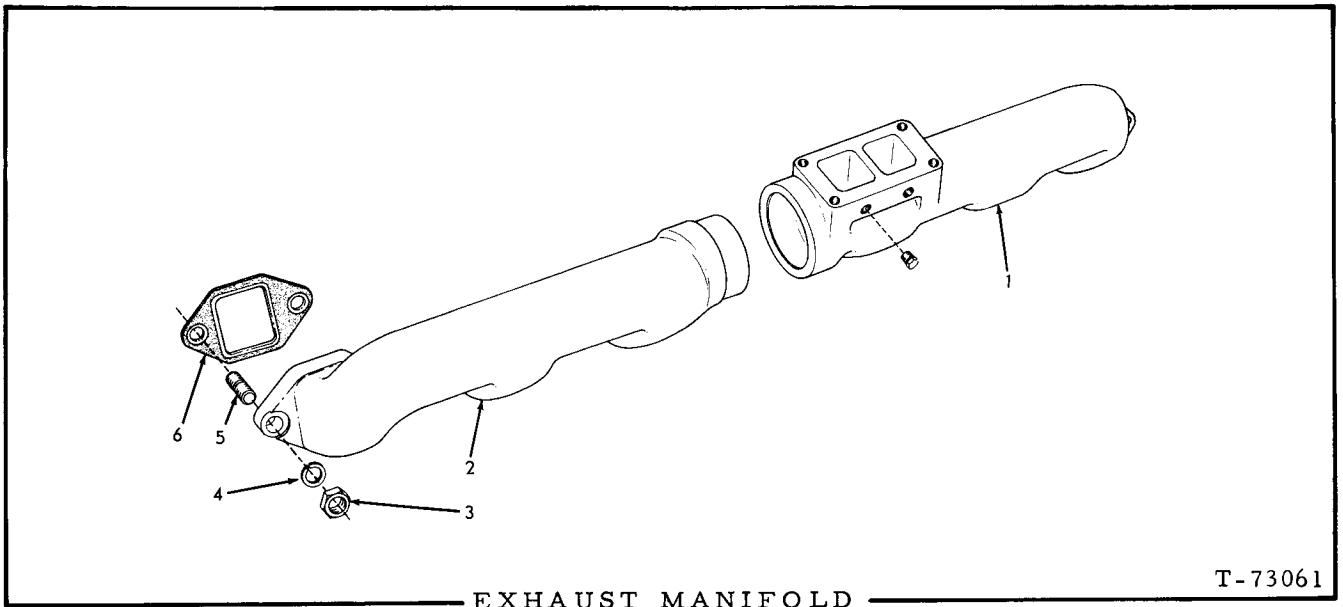
(Continued)

AIR CLEANER (Continued)

ITEM	PART NO.	QTY.	DESCRIPTION
7	0053667-2	4	SPACER, mounting band capscrew
8	0056099-5	4	PIN, mounting band, upper
9	0056100-1	4	PIN, mounting band, lower
10	0658759-6	1	GASKET, air intake elbow
11	0657243-2	1	ELBOW, air intake
12	0044249-1	6	CAPSCREW, 3/8"NC x 1-1/8"
	0904206-0	6	LOCKWASHER, 3/8"
	0911026-3	4	NUT, 3/8"NC
13	0659034-3	1	HOSE, air intake elbow
14	0658781-0	2	CLAMP, air intake elbow hose
15	0658841-2	1	HOSE, air cleaner to hood
	0921919-7	2	CLAMP, hose, 4-5/8" to 7-1/4" diam.
16	{ ----- 4388648-0	1	INDICATOR, air restriction (Serviced only as a unit)(Used prior to loader #566. Order INDICATOR 4388648-0 and item #17)
		1	INDICATOR, air restriction (Serviced only as a unit)(Effective on loader #566 and up)
17	3045531-5	1	FLANGE, mounting, air restriction indicator
	0924957-4	2	CAPSCREW, cd-pltd., 1/4"NF x 7/8"
	0904204-5	2	LOCKWASHER, 1/4"
	0911040-4	2	NUT, 1/4"NF
18	0646198-2	1	HOSE, restriction indicator (See HOSE PARTS)
	0919174-3	1	CONNECTOR, flare type, 1/4" tube, 1/8"NPT female
	0904273-0	1	NIPPLE, pipe, 1/8"NPT x 1"
19	0631769-7	1	FITTING, safety, restriction indicator line
20	0620035-6	2	CLIP, supporting, indicator hose
	0035439-9	2	CAPSCREW, 3/8"NC x 1"
	0904206-0	2	LOCKWASHER 3/8"
	0911115-4	2	WASHER, plain, SAE std., 3/8"



ITEM	PART NO.	QTY.	DESCRIPTION
1	4338684	1	MANIFOLD, intake
2	4339378	2	STUD, intake manifold (2-1/2" long)
	4346208	10	STUD, intake manifold (2-1/8" long)
	904208	12	LOCKWASHER, 1/2"
	910325	12	NUT, 1/2"NC
3	4359741	6	GASKET, intake manifold

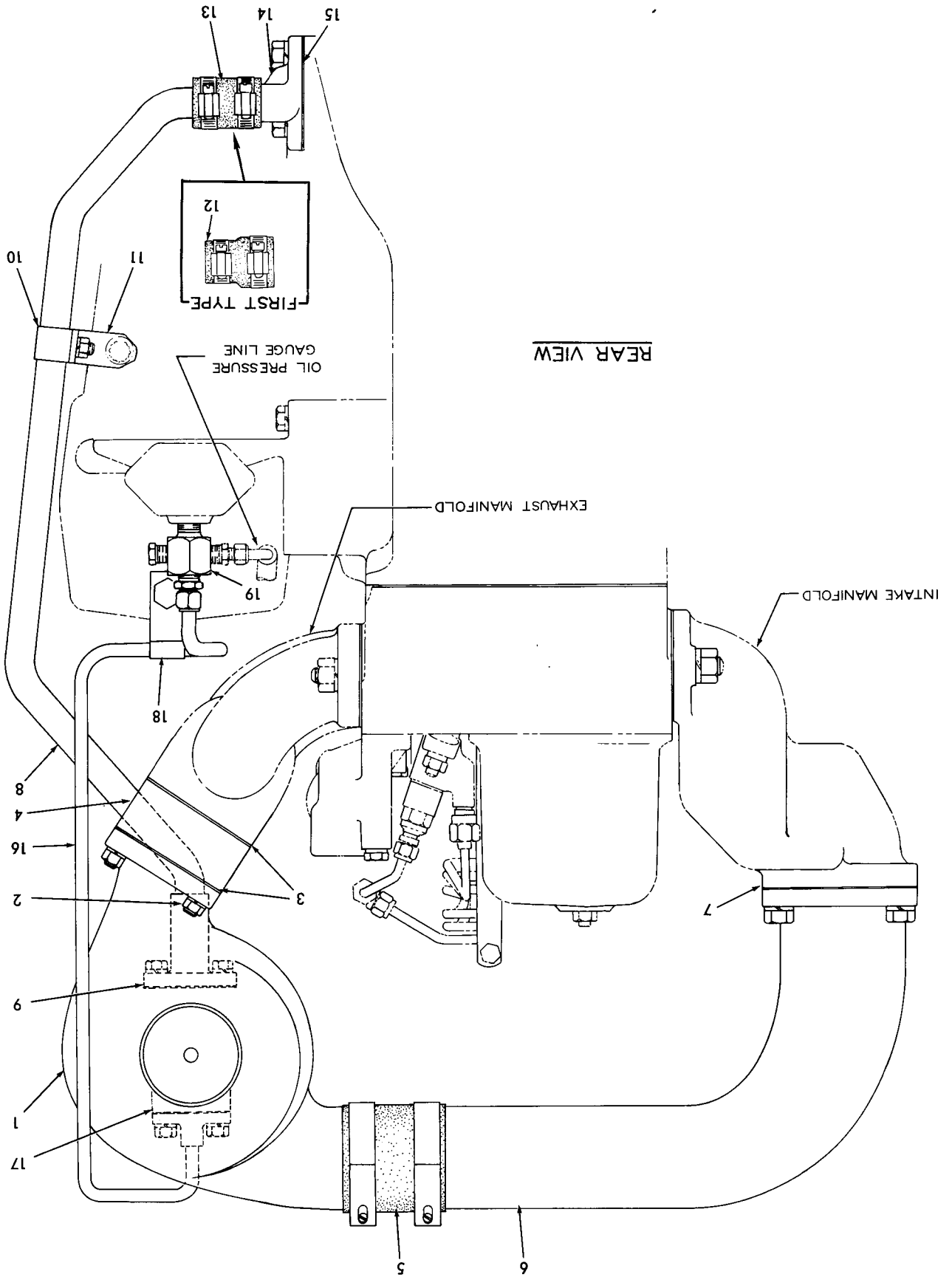


EXHAUST MANIFOLD

T-73061

ITEM	PART NO.	QTY.	DESCRIPTION
1	4357644	1	MANIFOLD, front
	919840	2	PLUG, pipe, hex-hd., 1/4"NPT
2	4357643	1	MANIFOLD, rear
3	4253270	12	NUT, manifold stud
4	904208	12	LOCKWASHER,
5	4346208	12	STUD, exhaust manifold
6	4359741	6	□GASKET, exhaust manifold

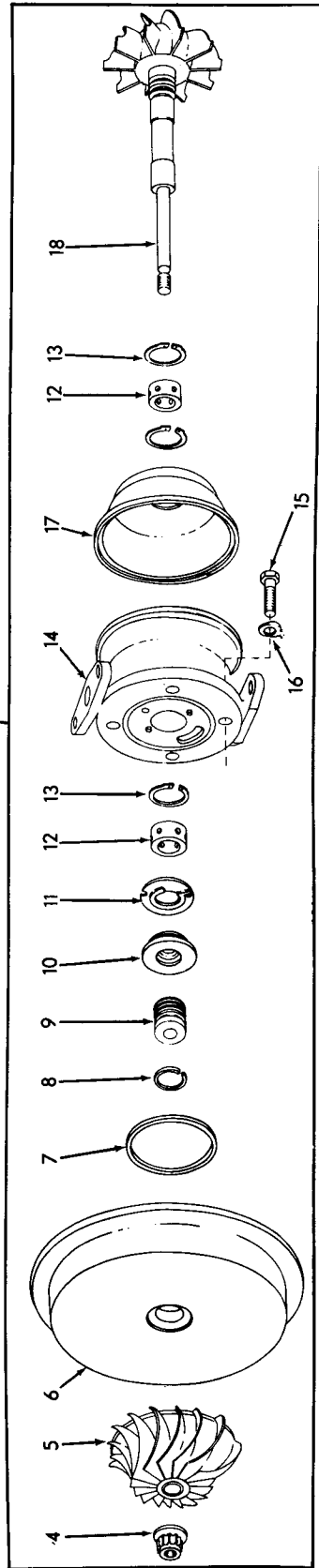
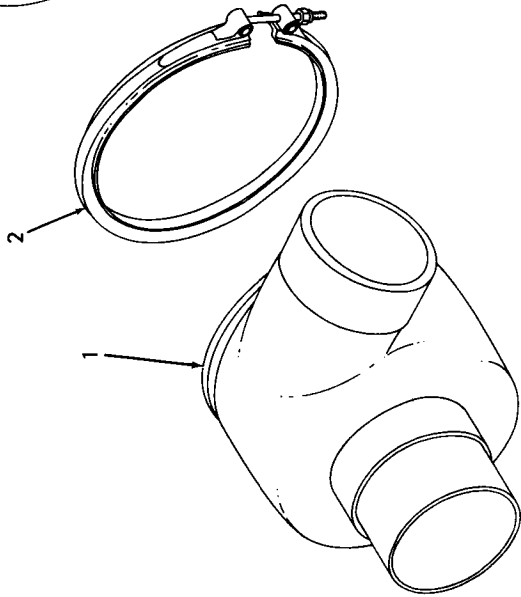
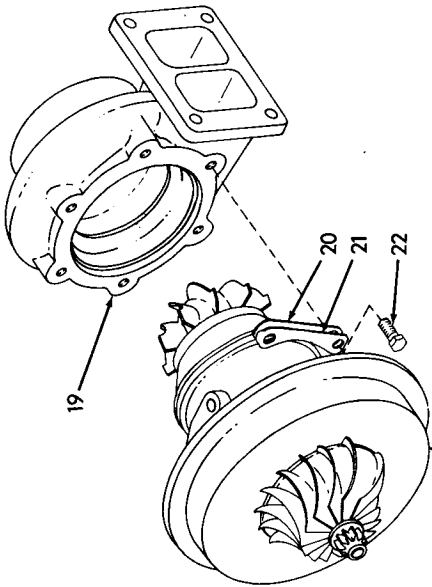
REAR VIEW



TURBOCHARGER

ITEM	PART NO.	QTY.	DESCRIPTION
1	4357655	1	TURBOCHARGER ASSEMBLY (See page 65 for parts)
2	4337455	4	STUD, turbocharger mounting
	4255977	4	NUT, stainless, 3/8"NC
	913544	4	WASHER, plain
3	4336558	2	□GASKET, turbocharger mounting
4	4357645	1	ADAPTER, turbocharger mounting
5	4388349	1	HOSE, air discharge elbow
	4255644	2	CLAMP, hose
6	4357647	1	ELBOW, air discharge
	919840	1	PLUG, pipe, hex-hd., 1/4"NPT (Not used when engine primer is installed)
	919230	2	CAPSCREW, 1/2"NC x 1-3/8"(two additional used prior to engine #11-17330)
	916313	2	CAPSCREW, 1/2"NC x 1-3/4" } Effective with engine #11-17330
	912476	2	WASHER, plain, 1/2" }
	904208	4	LOCKWASHER, 1/2" }
7	4349193	1	□GASKET, air discharge elbow
8	4358934	1	TUBE, oil drain (When required for engines prior to #11-13697 also order item 13)
	916269	2	CAPSCREW, 3/8"NC x 7/8"
	904206	2	LOCKWASHER, 3/8"
9	4339532	1	□GASKET, oil drain line
10	4255606	1	CLAMP, supporting, oil drain line
	915809	1	CAPSCREW, 5/16"NC x 3/4"
	904205	1	LOCKWASHER, 5/16"
	910323	1	NUT, 5/16"NC
11	4358911	1	BRACKET, supporting, oil drain line
12	4379723	1	ADAPTOR, oil drain line (rubber)(Used prior to engine #11-13697)
	921912	1	CLAMP, hose, 1-1/16" to 2" diam.
13	4358728	1	HOSE, oil drainline (Effective with engine #11-13697)
	921912	2	CLAMP, hose, 1-1/16" to 2" diam.
14	4339496	1	FLANGE, oil drain line
	916311	2	CAPSCREW, 1/2"NC x 1-1/4"
	904208	2	LOCKWASHER, 1/2"
15	4336436	1	GASKET, oil drain line flange
16	4357656	1	TUBE ASSEMBLY, oil feed (Includes SLEEVE and NUT indented below)
	917807	1	SLEEVE, Imperial, 3/8" tube
	917810	1	NUT, Imperial, 3/8" tube
	920700	1	CONNECTOR, Imperial, 3/8" tube, 3/8"NPT male
	916269	2	CAPSCREW, 3/8"NC x 7/8"
	904206	2	LOCKWASHER, 3/8"
17	4339533	1	□GASKET, oil feed tube
18	4375953	1	CLAMP, supporting, oil feed tube
19	4339606	1	ADAPTER, oil line
	919840	1	PLUG, pipe, hex-hd., 1/4"NPT (Not used if Hour Meter is installed)
20	4339827	-	GASKET KIT (Consists of items 3, 7, 9 and 17)(Not illustrated)

□Indicates components of item 20



T-70408

TURBOCHARGER ASSEMBLY 4357655

TURBOCHARGER ASSEMBLY 4357655

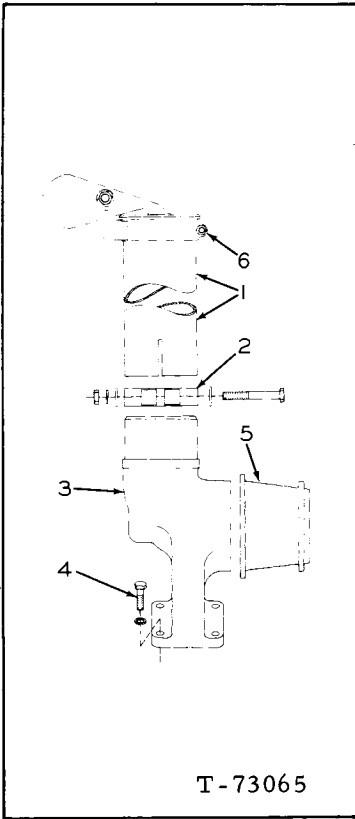
USAGE: See page 63

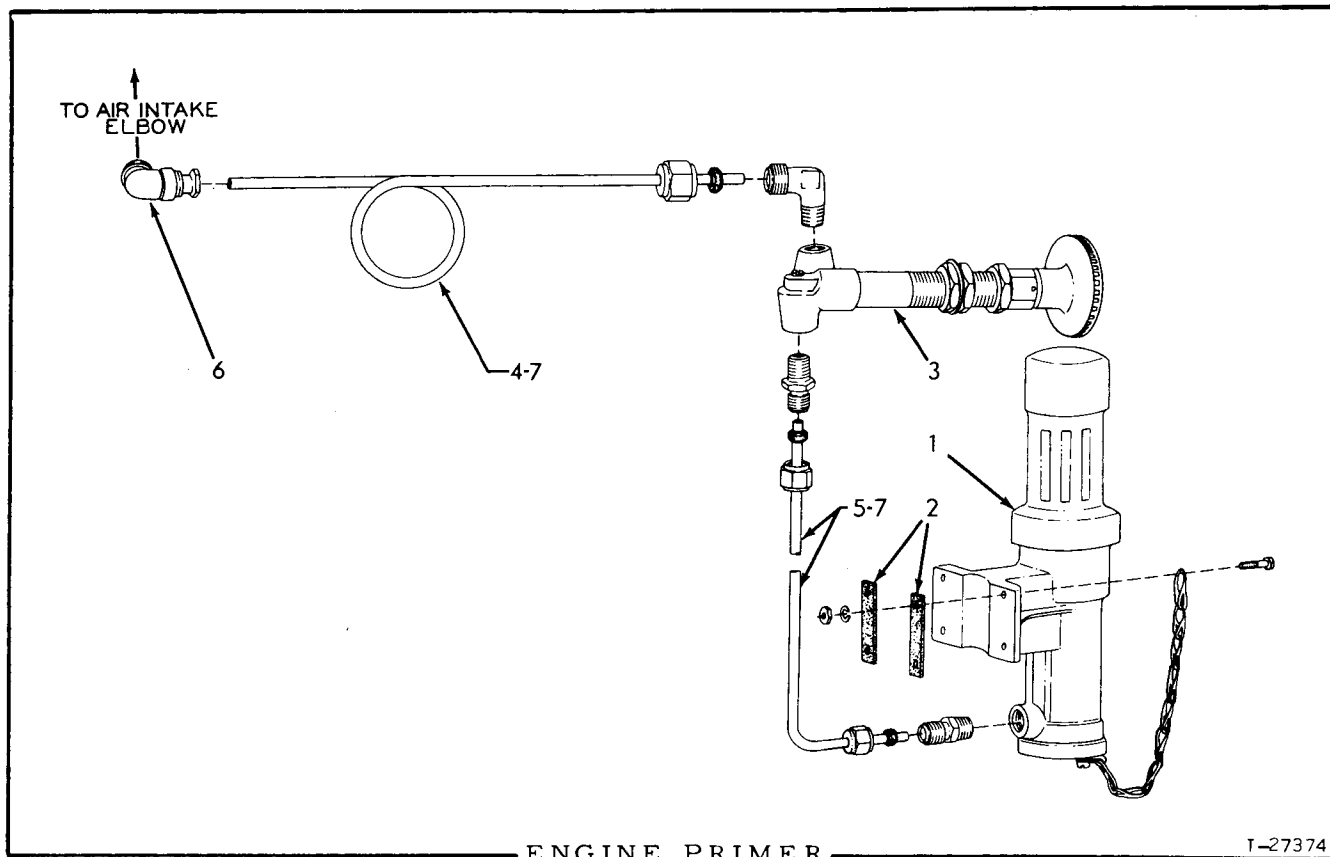
ITEM	PART NO.	QTY.	DESCRIPTION
1	4056303	1	HOUSING ASSEMBLY, compressor (Includes impeller shroud and locating pin)
2	4056302	1	COUPLING, compressor housing
3	4059050	1	HOUSING ASSEMBLY, center (Consists of items 4 thru 19)
4	4056291	1	LOCKNUT, impeller retaining
5	4056290	1	IMPELLER, compressor
6	4059030	1	BACKPLATE ASSEMBLY (Includes thrust washer and orifice pin)
7	4056300	1	RING, end plate sealing
8	4055195	1	RING, sealing, turbine wheel shaft, compressor end
9	4056289	1	SPACER, thrust
10	4059029	1	COLLAR, thrust
11	4056294	1	BEARING, thrust
12	4056295	2	BEARING, turbine wheel
13	4056296	3	RING, snap, bearing retaining
14	4059024	1	HOUSING ASSEMBLY, center (Includes dowels)
15	4181061	4	BOLT, backplate attaching
16	4056298	4	LOCKPLATE, back plate attaching bolt
17	4056293	1	SHROUD, heat, turbine end
18	4059049	1	WHEEL, turbine
19	4059051	1	HOUSING, turbine
20	4056306	3	PLATE, clamp, center housing
21	4056305	3	LOCKPLATE, clamp plate bolt
22	4056314	3	BOLT, clamp plate (3/8"NC x 5/8")

EXHAUST PIPE

ITEM	PART NO.	QTY.	DESCRIPTION
1	655326	1	PIPE, exhaust (18" long)(Loaders prior to #527)
	666679	1	PIPE, exhaust (44-1/2" long)(Loaders #527 and up)
2	634091	1	CLAMP, exhaust
	922848	1	CAPSCREW, 3/8"NC x 3-1/4"
	677006	2	WASHER, plain
	911026	1	NUT, 3/8"NC
3	4357646	1	ELBOW, exhaust
4	4255003	4	CAPSCREW, stainless, 3/8"NC x 1-1/4"
	904206	4	LOCKWASHER, 3/8"
5	4354714	1	DIFFUSER, exhaust
6	068623	1	CAP, weather (Loaders #527 and up)

NOTE: See HOOD for exhaust extension pipe and weather cap



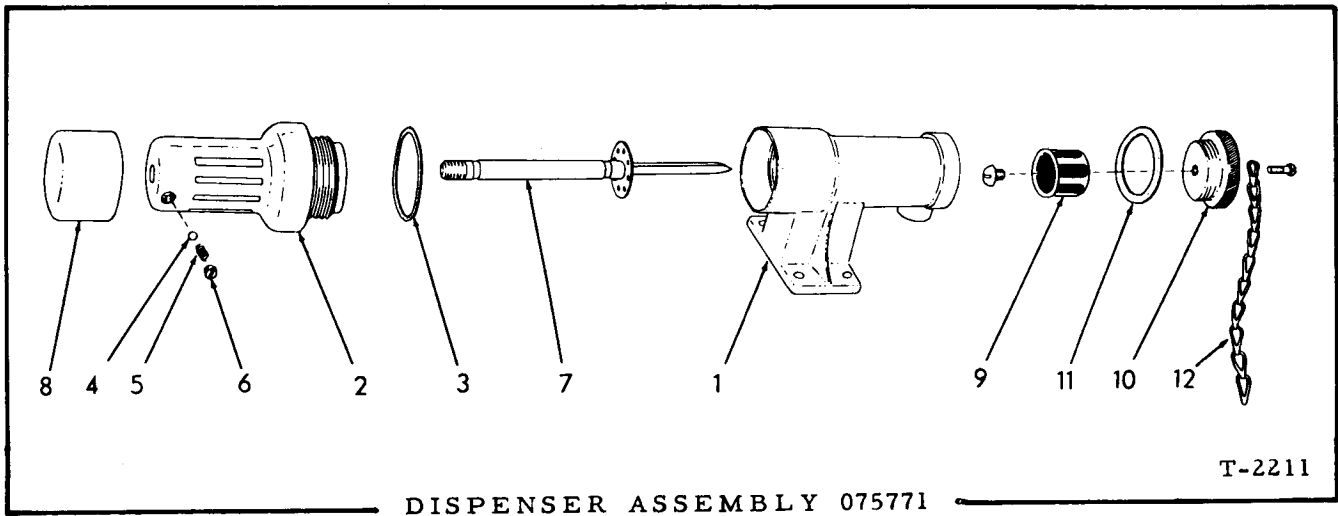


ENGINE PRIMER

I-27374

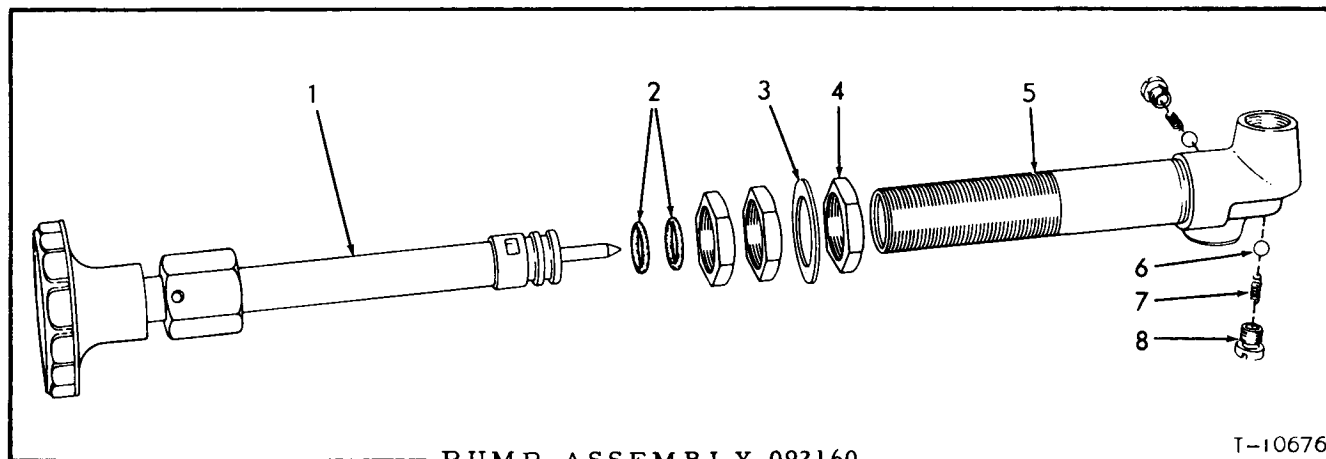
USAGE: Special equipment. For all units except those equipped with Air Heater.

ITEM	PART NO.	QTY.	DESCRIPTION
1	075771	1	DISPENSER ASSEMBLY, priming fuel (See page 68 for parts)
	913706	4	CAPSCREW, #10-24NC x 1"
	904203	4	LOCKWASHER, #10
	901310	4	NUT, #10-24NC
2	066261	6	GASKET, dispenser mounting
3	092160	1	PUMP ASSEMBLY (See page 69 for parts)
4	-----	1	TUBE (Order item 7)
	915488	1	NUT, Sealastic, 1/8" tube
	915486	1	RING, Sealastic, 1/8" tube (Includes ferrule)
	915557	1	ELBOW, Sealastic, 1/8" tube, 1/8"NPT male
5	-----	1	TUBE (Order item 7)
	915488	2	NUT, Sealastic, 1/8" tube
	915486	2	RING, Sealastic, 1/8" tube (Includes ferrule)
	915556	2	CONNECTOR, Sealastic, 1/8" tube, 1/8"NPT male
6	066517	1	ELBOW ASSEMBLY, fuel spray (Includes nozzle, nut and sleeve. Serviced only as a unit)
7	066253	-	TUBING, copper, 1/8"O.D., 10 ft. roll (Use as required)



USAGE: See page 67

ITEM	PART NO.	QTY.	DESCRIPTION
1	068878	1	BODY, fuel dispenser
2	068879	1	CHAMBER, fuel dispenser
3	069164	1	GASKET, fuel dispenser chamber
4	905357	1	BALL, steel, 3/16" diam.
5	066251	1	SPRING, plunger locking ball
6	066252	1	PLUG, retaining, locking ball spring
7	066255	1	PLUNGER, fuel dispenser
8	068881	1	KNOB, fuel dispenser plunger
9	068875	1	STRAINER, fuel dispenser
	915432	1	SCREW, machine, 1/4"NC x 5/16"
10	075770	1	PLUG, fuel dispenser strainer
11	068876	1	GASKET, fuel dispenser strainer plug
12	075769	1	CHAIN, strainer plug retaining
	901781	1	SCREW, machine, fil-hd., #10-32NF x 1/2"

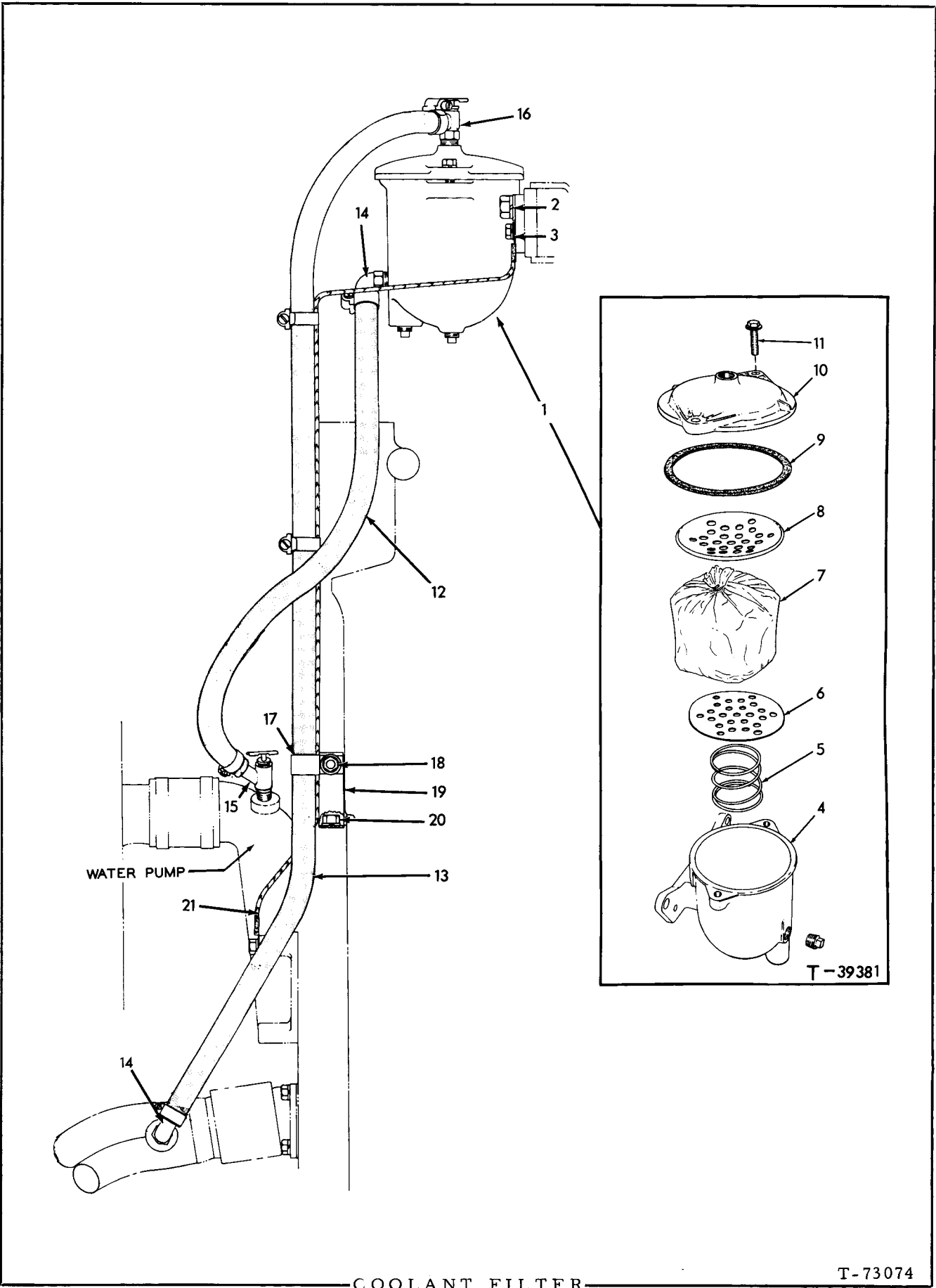


PUMP ASSEMBLY 092160

T-10676

USAGE: See Page 67

ITEM	PART NO.	QTY.	DESCRIPTION
1	-----	1	PISTON ASSEMBLY (Not serviced separately)
2	923560	2	RING, plunger packing (rubber)
3	066873	1	WASHER, mounting
4	066872	3	NUT, mounting
5	-----	1	BARREL ASSEMBLY (Not serviced separately)
6	066876	2	BALL, check valve (5/32" diam.)
7	066875	2	SPRING, check valve
8	066874	2	RETAINER, check valve

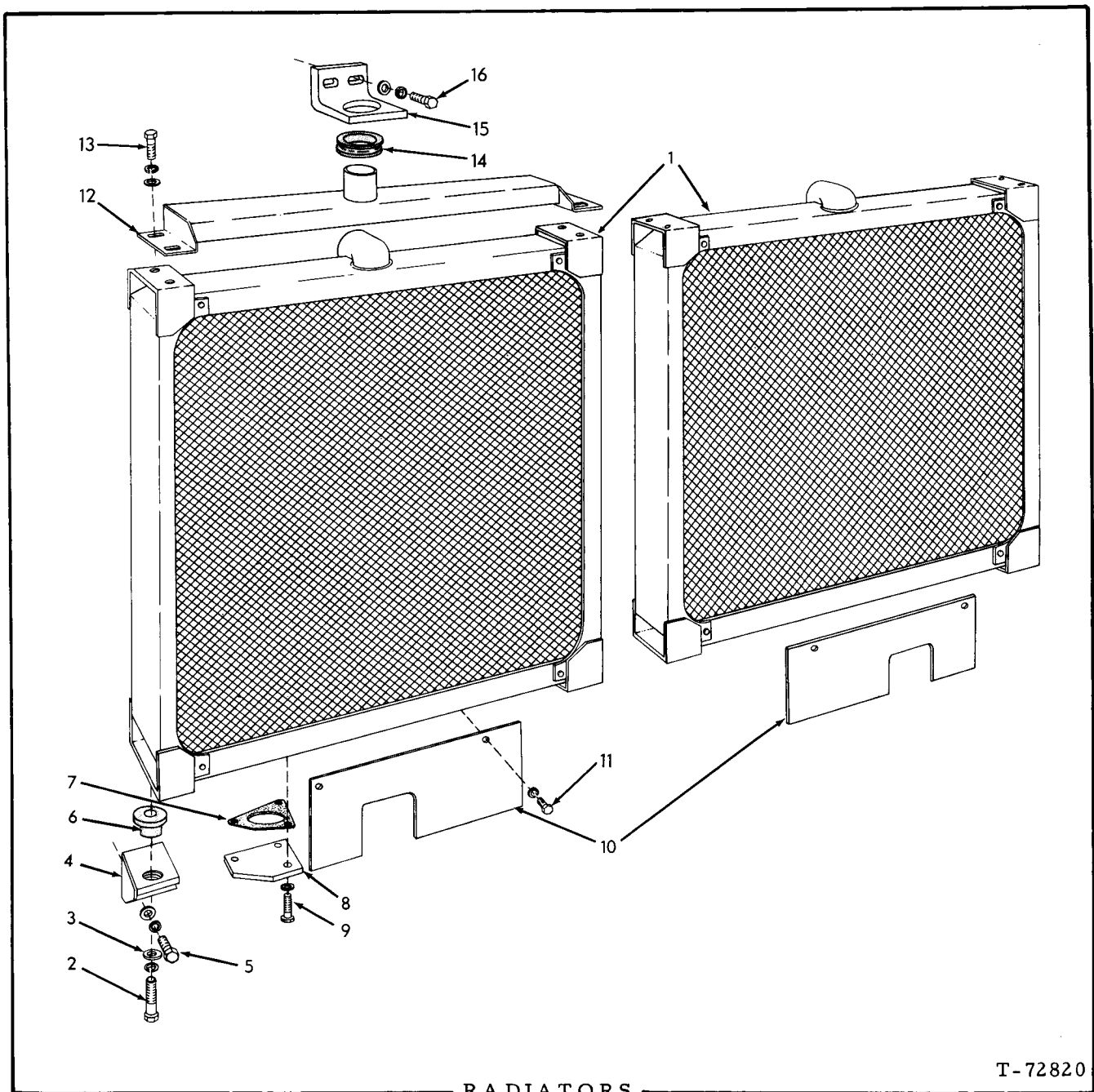


COOLANT FILTER

T-73074

COOLANT FILTER

ITEM	PART NO.	QTY.	DESCRIPTION
1	4359248	1	FILTER ASSY., water (Consists of items 4 thru 11. Has all-purpose element)
2	920582	2	CAPSCREW, 1/2"NC x 1-1/4"
	910244	2	WASHER, plain, SAE std., 1/2"
	912441	2	LOCKWASHER, 1/2"
3	922843	2	CAPSCREW, 5/16"NC x 1-1/4"
	910335	2	WASHER, plain, SAE std., 5/16"
	910286	2	LOCKWASHER, 5/16"
4	4055031	1	BODY, filter
	920131	2	PLUG, pipe, 3/8"NPT
5	4054569	1	SPRING, filter element
6	4054568	1	PLATE, filter element, lower
7	4059380	1	ELEMENT KIT, filter (Includes items 6, 8 and 9)(Chromate type, for use with "Dowtherm" 209)
	4059979	1	ELEMENT KIT, filter (Includes items 6, 8 and 9)(Original equipment, All-purpose, recommended for use with plain water as well as most type of permanent and non-permanent anti-freeze except "Dowtherm" 209)
8	4055034	1	PLATE, filter element, upper
9	4054566	1	GASKET, filter cover
10	4055032	1	COVER, filter
11	4055033	2	BOLT ASSY., filter cover (Includes washer)
12	----- 921911	1	HOSE, water pump to filter (28" long. Order item 22)
		2	CLAMP, hose 11/16" to 1-1/4" diam.
13	----- 921911	1	HOSE, filter to water pump (48" long. Order item 22)
		2	CLAMP, hose, 11/16" to 1-1/4" diam.
14	4255286	2	ELBOW, water hose (90°, 5/8" nipple, 3/8"NPT)
15	4255287	1	VALVE, water shut-off (45°, 5/8" nipple, 3/8"NPT)
16	089894	1	VALVE, water shut-off (90°, 5/8" nipple, 3/8"NPT)
17	4254951	1	CLAMP, hose supporting
18	922262	1	CAPSCREW, 3/8"NC x 7/8"
	911115	1	WASHER, plain, SAE std., 3/8"
	910287	1	LOCKWASHER, 3/8"
	911026	1	NUT, 3/8"NC
19	667312	1	ANGLE, hose supporting
20	927219	1	CAPSCREW, 1/2"NC x 3/4"
	912441	1	LOCKWASHER, 1/2"
21	661101	1	CABLE, ground
	921911	2	CLAMP, hose, 11/16" to 1-1/4" diam.
22	920722	-	HOSE, rubber, 5/8" I.D., 25 ft. roll (Use as required)



T-72820

RADIATORS

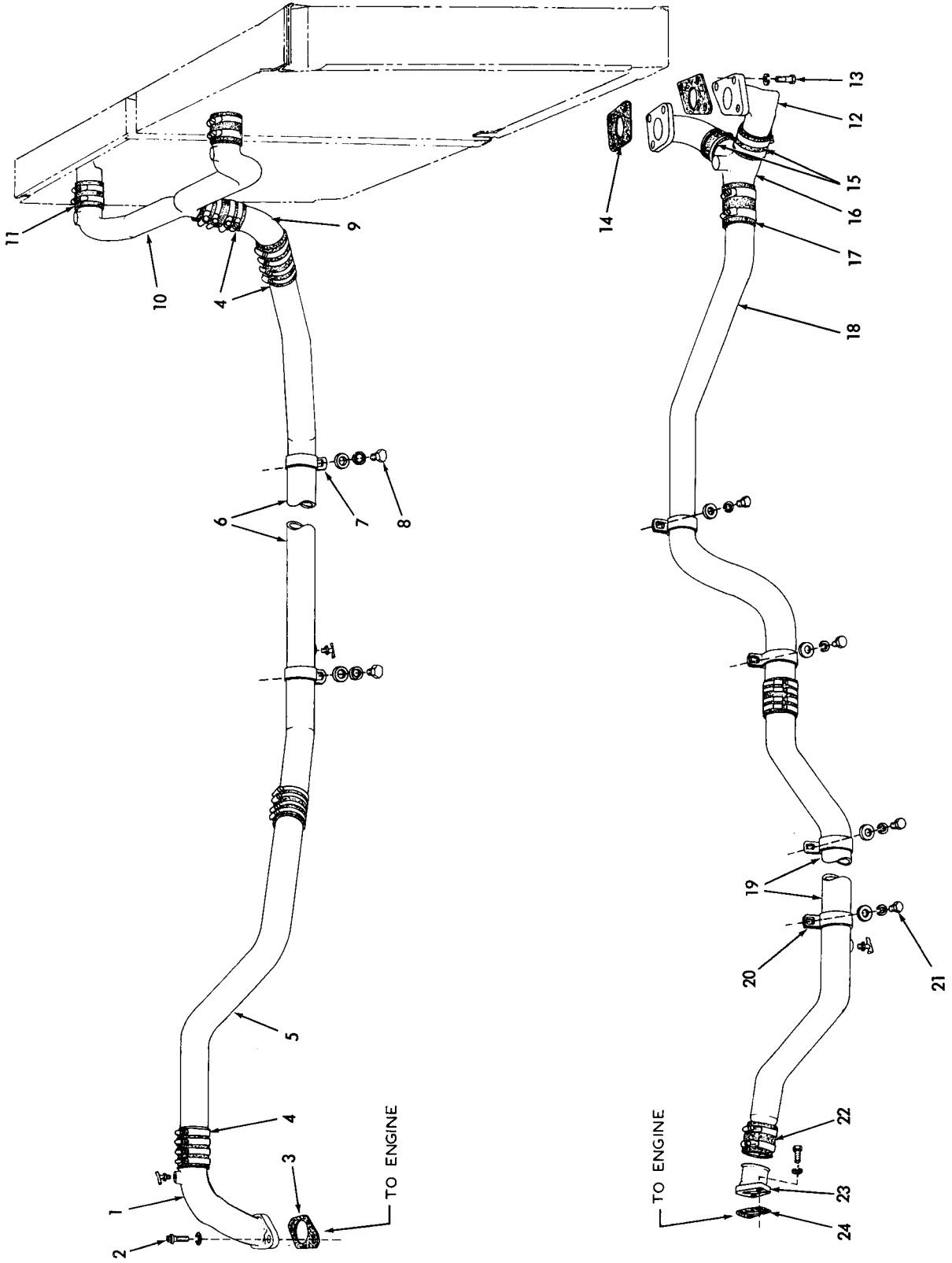
ITEM	PART NO.	QTY.	DESCRIPTION
1	654587	2	RADIATOR
2	915779	4	CAPSCREW, 1/2"NF x 2"
	912441	4	LOCKWASHER, 1/2"
3	092163	4	WASHER, plain
4	654657	1	ANGLE, supporting, left radiator
	654658	1	ANGLE, supporting, right radiator
5	920584	4	CAPSCREW, 1/2"NC x 1-5/8"
	677008	4	WASHER, plain

(Continued)

RADIATORS (Continued)

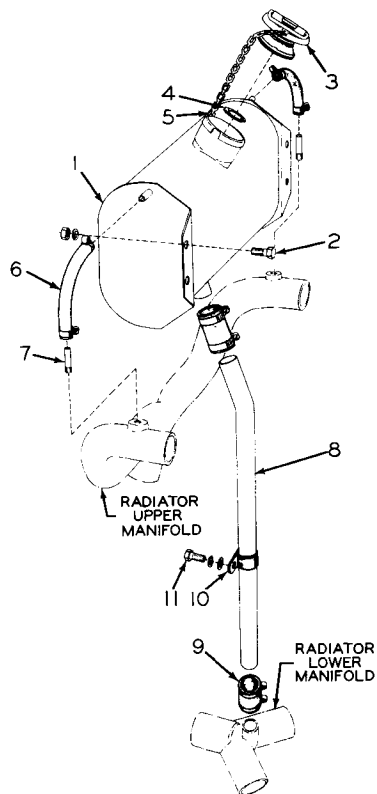
ITEM	PART NO.	QTY.	DESCRIPTION
6	642441	4	SNUBBER, radiator mounting
7	654566	2	GASKET, cover plate
8	654563	2	PLATE, cover
9	013058	8	CAPSCREW, 3/8"NC x 1-1/4"
	904206	8	LOCKWASHER, 3/8"
10	679918	2	PLATE, air baffle
11	922763	4	CAPSCREW, 3/8"NC x 1"
	910287	4	LOCKWASHER, 3/8"
12	654581	2	ANGLE, radiator supporting
13	036034	8	CAPSCREW, 3/8"NF x 1"
	904206	8	LOCKWASHER, 3/8"
	044973	8	WASHER, plain
14	654564	2	RING, radiator snubbing
15	654923	2	ANGLE, radiator snubbing
16	920584	4	CAPSCREW, 1/2"NC x 1-5/8"
	677008	4	WASHER, plain

RADIATOR PIPING



RADIATOR PIPING

ITEM	PART NO.	QTY.	DESCRIPTION
1	657335	1	ELBOW, engine outlet
	912415	1	COCK, T-handle, 1/4"NPT (air vent)
2	923016	2	SCREW, 12-point hd., 7/16"NC x 1-1/4"
	914678	2	LOCKWASHER, 7/16"
3	4300145	1	OGASKET, outlet elbow
4	654565	4	HOSE, water inlet tubes
	921914	16	CLAMP, hose, 2-1/4" to 3-1/4" diam.
5	654633	1	TUBE, water inlet, front section
6	654575	1	TUBE, water inlet, intermediate section
	912415	1	COCK, drain, 1/4"NPT
7	638826	2	CLIP, intermediate tube
8	921175	2	CAPSCREW, 1/2"NC x 1"
	912441	2	LOCKWASHER, 1/2"
	910244	2	WASHER, plain, SAE std., 1/2"
9	654569	1	TUBE, water inlet, rear section
10	654585	1	MANIFOLD, radiator inlet
11	669864	2	HOSE, radiator inlet
	921914	4	CLAMP, hose, 2-1/4" to 3-1/4" diam.
12	654567	2	ELBOW, radiator outlet
13	013058	4	CAPSCREW, 3/8"NC x 1-1/4"
	904206	4	LOCKWASHER, 3/8"
14	654566	2	GASKET, outlet elbow
15	670084	2	HOSE, radiator outlet
	921914	4	CLAMP, hose, 2-1/4" to 3-1/4" diam.
16	654579	1	MANIFOLD, radiator outlet
17	067884	2	HOSE, water outlet tubes
	921915	8	CLAMP, hose, 2-13/16" to 3-3/4" diam.
18	654582	1	TUBE, water outlet, rear section
19	654568	1	TUBE, water outlet, front section
	912415	1	COCK, drain, 1/4"NPT
20	654578	4	CLIP, water outlet tubes
21	921175	4	CAPSCREW, 1/2"NC x 1"
	912441	4	LOCKWASHER, 1/2"
	910244	4	WASHER, plain, SAE std., 1/2"
22	670084	1	HOSE, engine water inlet pipe
	921214	2	CLAMP, hose, 2-1/4" to 3-1/4" diam.
23	4347872	1	PIPE, engine water inlet
	922763	2	CAPSCREW, 3/8"NC x 1"
	910287	2	LOCKWASHER, 3/8"
24	4346456	1	OGASKET, water inlet pipe

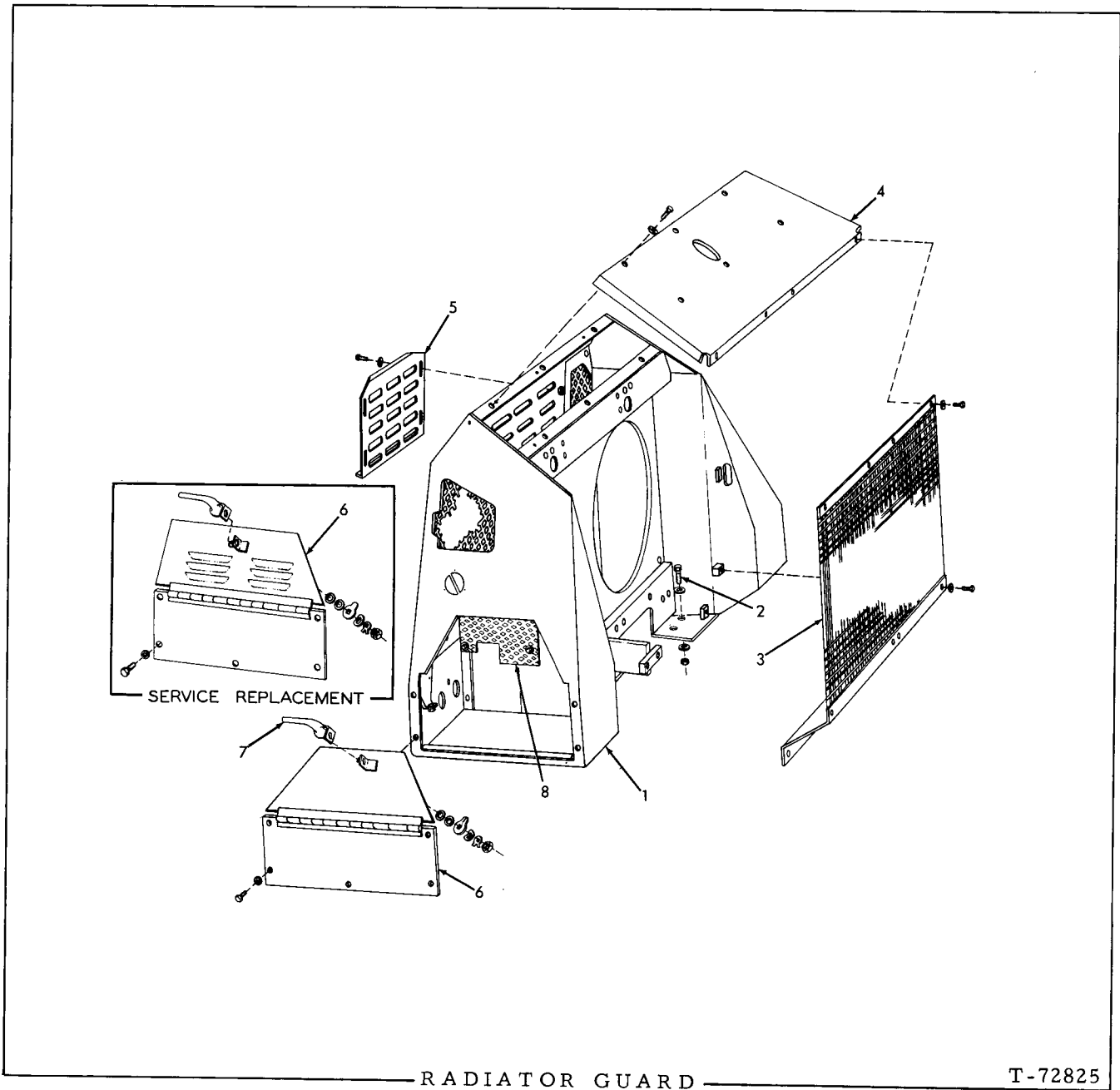


RADIATOR EXPANSION TANK

T-72822

ITEM	PART NO.	QTY.	DESCRIPTION
1	0654588-3	1	TANK ASSY. (Includes items 3 and 5)
2	0070467-6	4	CAPSCREW, 1/2"NF x 1"
	0904208-6	4	LOCKWASHER, 1/2"
	0911043-8	4	NUT, 1/2"NF
3	0654096-7	1	CAP ASSY., filler (Includes item 4)
4	0682843-8	1	GASKET, filler cap
5	0654098-3	1	CHAIN, filler cap
6	0654560-2	2	HOSE, tank to upper manifold
	0921911-4	4	CLAMP, hose, 11/16" to 1-1/4" diam.
7	0915882-5	2	NIPPLE, upper hose
8	0654571-9	1	TUBE, tank to lower manifold
9	0654558-6	2	HOSE, tube connecting
	0921912-2	4	CLAMP, hose, 1-1/16" to 2" diam.
10	0095869-4	1	CLIP, tube supporting
11	0035221-1	1	CAPSCREW, 1/2"NC x 1"
	0904208-6	1	LOCKWASHER, 1/2"
	0910244-3	1	WASHER, plain, SAE std., 1/2"

MEMO

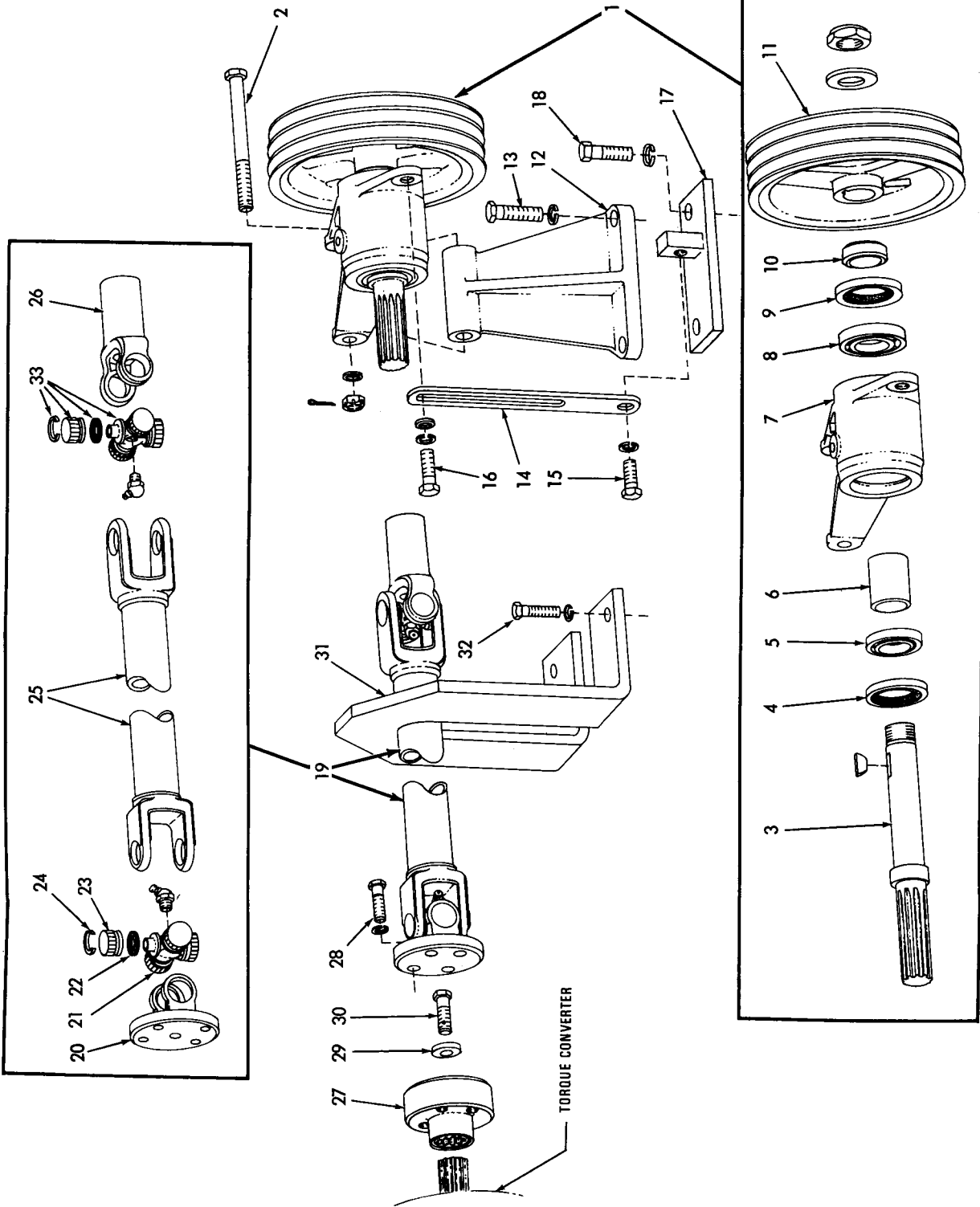


ITEM	PART NO.	QTY.	DESCRIPTION
1	-----	1	GUARD, radiator (Loaders prior to #493)
	-----	1	GUARD, radiator (Loaders #493 and up)
	0672569-1	1	GUARD, radiator (If for first replacement also order 1 COVER, left side 0677855-9 and 1 COVER, right side 0679707-0)(If for units prior to #493 also order 2 HOLD-DOWN 0664334-0, 4 ROD 0664289-6, 4 PIN 0632260-6, 4 PIN, cotter 0900806-1, 4 NUT 0911028-9 and 4 WASHER 0677008-5)
2	0922526-9	12	CAPSCREW, 1/2"NC x 2-1/2"
	0677008-5	24	WASHER, plain
	0911028-9	12	NUT, 1/2"NC

(Continued)

RADIATOR GUARD (Continued)

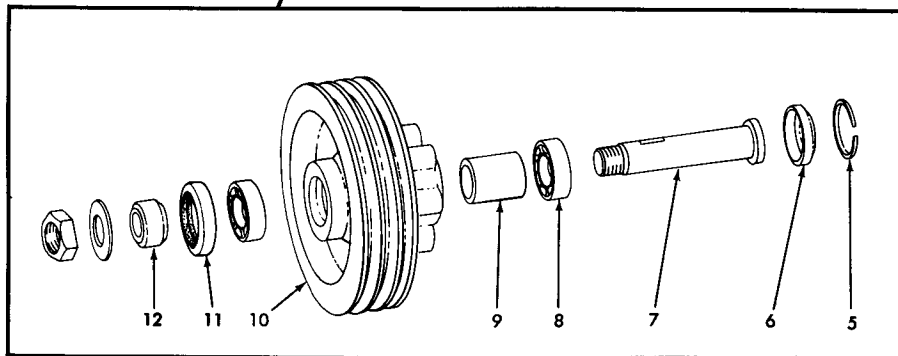
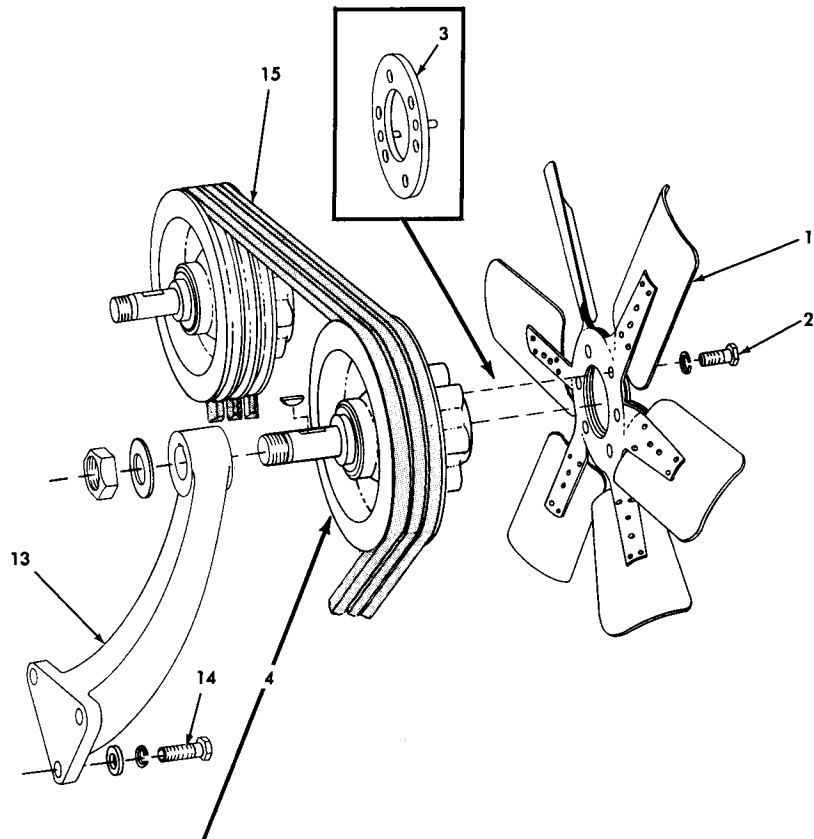
ITEM	PART NO.	QTY.	DESCRIPTION
3	0656123-7	1	GRILL, radiator
	0921076-6	10	CAPSCREW, 3/8"NC x 1-1/4"
	0677006-9	10	WASHER, plain
4	0656131-0	1	COVER, top
	0921076-6	6	CAPSCREW, 3/8"NC x 1-1/4"
	0677006-9	6	WASHER, plain
5	0656134-4	1	BAFFLE, air flow control
	0922763-8	4	CAPSCREW, 3/8"NC x 1"
	0677006-9	4	WASHER, plain
6	0656129-4	2	COVER, side (original equipment)
	0677855-9	1	COVER, left side
	0679707-0	1	COVER, right side
			} Service replacement
	0921076-6	10	CAPSCREW, 3/8"NC x 1-1/4"
	0677006-9	10	WASHER, plain
7	0650901-2	2	LOCK ASSY., side cover (Serviced only as a unit)
	0911115-4	4	WASHER, plain, SAE std., 3/8"
8	0664185-6	1	SCREEN, fan guarding, left side
	0664186-4	1	SCREEN, fan guarding, right side
	0922763-8	8	CAPSCREW, 3/8"NC x 1"
	0677006-9	8	WASHER, plain



FAN DRIVE

ITEM	PART NO.	QTY.	DESCRIPTION
1	654584	1	DRIVE ASSY. (Consists of items 3 thru 11)
2	654562	1	CAPSCREW
	910244	1	WASHER, plain, SAE std., 1/2"
	910867	1	NUT, slotted, 1/2"NF
	900802	1	PIN, cotter, 3/32" x 1"
3	654678	1	SHAFT
	905125	1	KEY, #13 woodruff, 3/16" x 1"
	919108	1	NUT, self-locking, 7/8"NF
	911116	1	WASHER, plain, SAE std., 7/8"
4	654680	1	SEAL, oil, front end
5	4253862	1	BEARING, ball, front end
6	654681	1	SPACER, bearing
7	654679	1	HOUSING
8	067916	1	BEARING, ball, rear end
9	654682	1	SEAL, oil, rear end
10	654684	1	SPACER, pulley
11	654683	1	PULLEY
12	654580	1	BRACKET, drive mounting
13	927522	4	CAPSCREW, 1/2"NF x 1-3/4"
	912441	4	LOCKWASHER, 1/2"
14	654559	1	STRAP, adjustment
15	921175	1	CAPSCREW, 1/2"NC x 1" (lower)
	912441	1	LOCKWASHER, 1/2"
16	927172	1	CAPSCREW, 1/2"NC x 1-1/4" (upper)
	677008	1	WASHER, plain
17	654570	1	PLATE, adjustment strap
18	927574	2	CAPSCREW, 1/2"NF x 1-3/8"
	912441	2	LOCKWASHER, 1/2"
19	666824	1	SHAFT ASSY., fan drive (Consists of items 20 thru 26)
20	653812	1	YOKE, drive shaft, front end
21	-----	2	□ SPIDER, drive shaft
	915275	2	FITTING, lubricating, 65°, 1/8"NPT (Loaders prior to #565)
	918186	2	□ FITTING, lubricating, 45°, 1/4"NF tapered thd. (Loaders #565 and up)
22	{ 662053	8	WASHER, sealing, drive shaft spider (cork)(Loaders prior to #565)
	666877	8	□ SEAL, drive shaft spider (rubber)(Loaders #565 and up)
23	-----	8	□ BEARING, needle, drive shaft spider
24	{ 662054	8	RING, snap, drive shaft (.080"width)(Loaders prior to #565)
	666876	8	□ RING, snap, drive shaft (.055"width)(Loaders #525 and up)
25	-----	1	TUBE, drive shaft (Not serviced separately)
26	653808	1	YOKE, drive shaft, rear end (splined)
27	653809	1	FLANGE, coupling, drive shaft
28	012992	4	CAPSCREW, 3/8"NF x 1-1/4"
	904206	4	LOCKWASHER, 3/8"
29	653741	1	WASHER, flange retaining
30	922211	1	CAPSCREW, flange retaining (3/8"NC x 1-1/4", Nylok)
31	-----	1	ANGLE, restricting
32	035018	2	CAPSCREW, 1/2"NF x 1-1/2" } Used prior to
	904208	2	LOCKWASHER, 1/2" } Loader unit #01016
33	666878	2	SPIDER KIT, drive shaft (Consists of items 21 thru 24)

Indicates components of item 33



T-72824

FANS

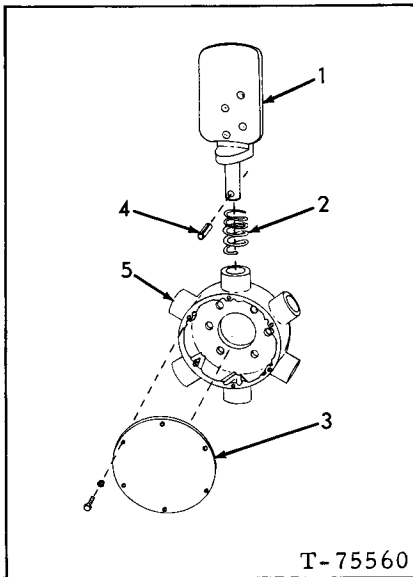
ITEM	PART NO.	QTY.	DESCRIPTION
1	0654586-7	2	FAN (Standard)
	0659473-3	2	FAN ASSY., reversible (Special equipment)(Early units)
	0666519-4	2	FAN ASSY., reversible (Special equipment)(Late units)(See page 83 for parts)
2	0922763-8	12	CAPSCREW, 3/8"NC x 1" (For FAN 0654586-7 and 0666519-4) CAPSCREW, 3/8"NC x 1-3/8" (For FAN 0659473-3) LOCKWASHER, 3/8"
	0040382-4	12	
	0910287-2	12	
3	0649983-4	2	SPACER ASSY., fan (Includes dowels)(For FAN 0659473-3 only)
4	0658609-3	2	PULLEY ASSY. (Consists of items 5 thru 12) KEY, #13 woodruff, 3/16" x 1"
	0905125-1	2	

(Continued)

FANS (Continued)

ITEM	PART NO.	QTY.	DESCRIPTION
5	4042081-2	2	RING, snap, cap retaining
6	0088561-6	2	CAP, pulley
7	0654692-3	2	SHAFT
	0919108-1	2	NUT, self-locking, 7/8"NF
	0911116-2	2	WASHER, plain, SAE std., 7/8"
8	4253862-9	4	BEARING, ball
9	0654681-6	2	SPACER, bearing
10	0654693-1	2	PULLEY
11	0654682-4	2	SEAL, oil
12	0654684-0	2	SPACER, mounting
13	0665392-7	2	BRACKET, mounting
14	0920583-2	4	CAPSCREW, 1/2"NC x 1-1/2"
	0920585-7	2	CAPSCREW, 1/2"NC x 1-3/4"
	0064531-7	2	WASHER, plain
	0912441-3	6	LOCKWASHER, 1/2"
15	0675161-4	1	BELT SET, fan drive (Consists of 3 matched belts)

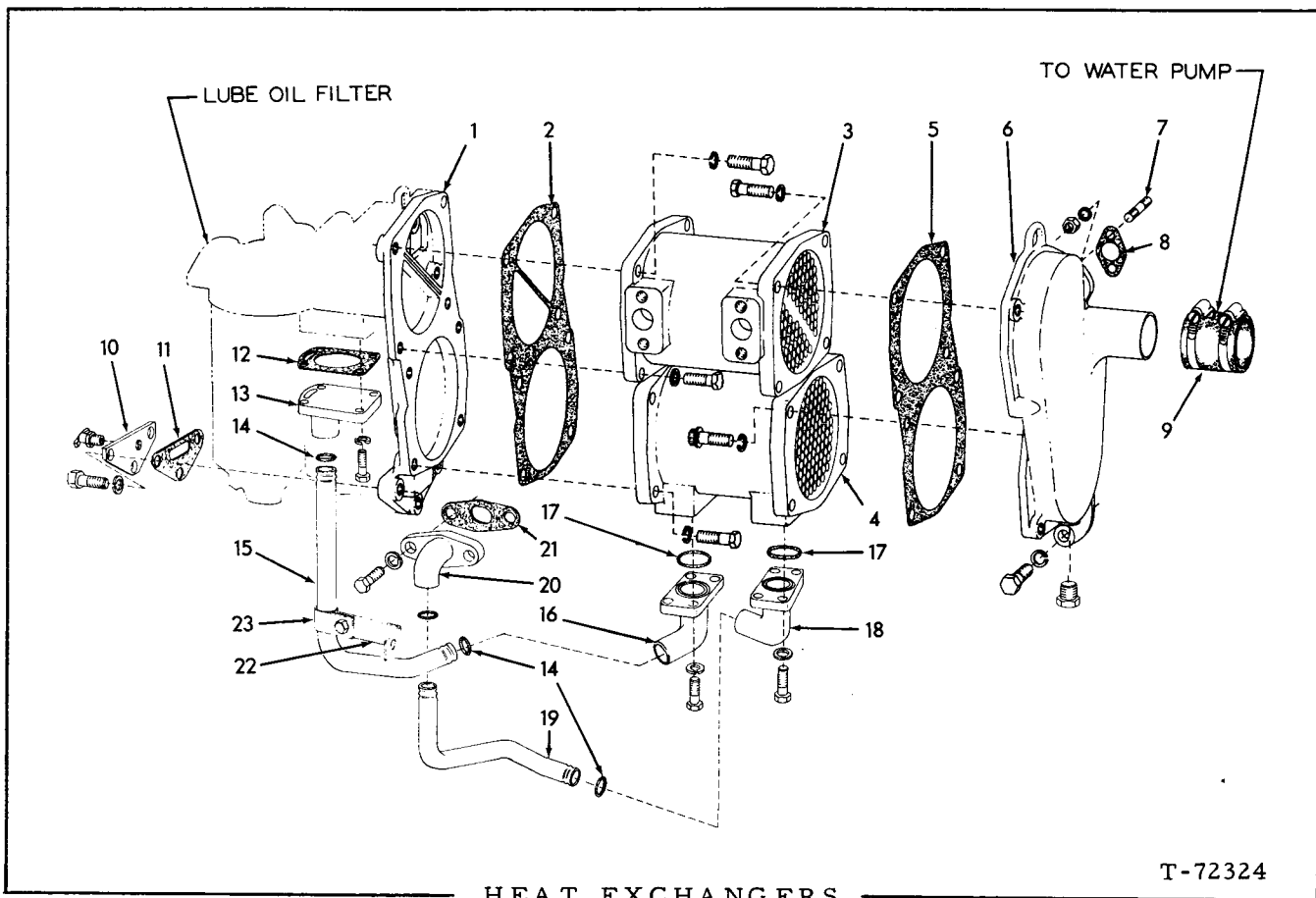
REVERSIBLE FAN PARTS
(Huber)



USAGE: See page 82

ITEM	PART NO.	QTY.	DESCRIPTION
1	-----	6	BLADE (See NOTE below)
2	0668596-0	6	SPRING
3	0668591-1	1	COVER, dust
	0926339-3	6	CAPSCREW, #10-24 x 5/16" (Includes lockwasher)
4	0921839-7	6	PIN, blade retaining
5	-----	1	HUB (See NOTE below)

NOTE: Blade and Hub replacements require precision balancing. Return complete fan to HUBER REVERSIBLE FAN CO., 2103 Hershey Rd., Erie, Pa. 16509

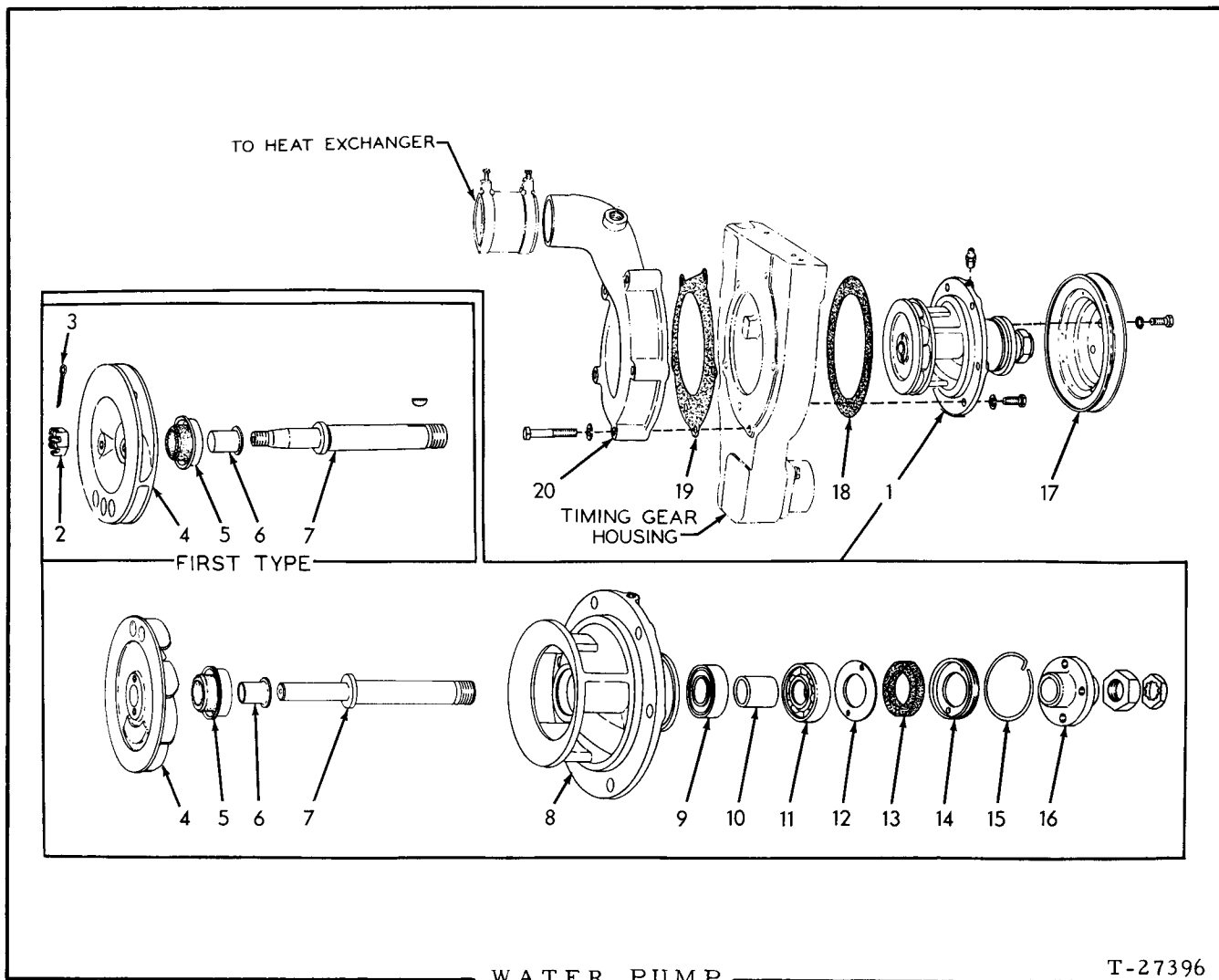


ITEM	PART NO.	QTY.	DESCRIPTION
1	4339116-8	1	COVER, rear
2	4339697-7	1	GASKET, rear cover
3	4357554-7	1	COOLER, heat, transmission oil
	0916313-0	4	CAPSCREW, 1/2" NC x 1-3/4"
	0904208-6	4	LOCKWASHER, 1/2"
	0916255-3	1	CAPSCREW, 7/16" NC x 1-3/4"
	0904207-8	1	LOCKWASHER, 7/16"
	0922066-6	2	SCREW, 12-point, 1/2" NC x 1-3/4"
4	4339119-2	1	EXCHANGER, heat, engine oil
	0916313-0	6	CAPSCREW, 1/2" NC x 1-3/4"
	0904208-6	6	LOCKWASHER, 1/2"
	0922066-6	2	SCREW, 12-point, 1/2" NC x 1-3/4"
5	4339698-5	1	GASKET, front cover
6	4358587-6	1	COVER, front
	0920333-2	1	PLUG, pipe, hex-hd., 3/8" NPT
	0921556-7	1	CAPSCREW, 1/2" NC x 2"
	0904208-6	1	LOCKWASHER, 1/2"

(Continued)

HEAT EXCHANGERS (Continued)

ITEM	PART NO.	QTY.	DESCRIPTION
7	4514091-0	2	STUD, attaching, front cover
	4115287-7	2	NUT
	0904206-0	2	LOCKWASHER, 3/8"
8	4348185-2	1	□ GASKET, front cover to block
9	4506737-8	1	HOSE, water pump to cooler
	0925758-5	2	CLAMP, hose
10	4357701-4	1	COVER, flange
	0912415-7	1	COCK, drain, 1/4" NPT
	0916311-4	3	CAPSCREW, 1/2" NC x 1-1/4"
	0904208-6	3	LOCKWASHER, 1/2"
11	4339127-5	1	GASKET, flange cover
12	4339118-4	1	□ GASKET, filter outlet flange
13	4357689-1	1	FLANGE, filter outlet
	0916272-8	4	CAPSCREW, 3/8" NC x 1-1/4"
	0904206-0	4	LOCKWASHER, 3/8"
14	0923574-8	4	□ O-RING, oil tubes
15	4357706-3	1	TUBE, oil filter to heat exchanger
16	4357691-7	1	ELBOW, oil inlet
	0916197-7	4	CAPSCREW, 7/16" NC x 1-1/4"
	0904207-8	4	LOCKWASHER, 7/16"
17	0923813-0	2	□ O-RING, heat exchanger elbows
18	4357692-5	1	ELBOW, oil outlet
	0916197-7	4	CAPSCREW, 7/16" NC x 1-1/4"
	0904207-8	4	LOCKWASHER, 7/16"
19	4357705-5	1	TUBE, heat exchanger to cylinder block
20	4357690-9	1	ELBOW, cylinder block
	0921076-6	2	CAPSCREW, 3/8" NC x 1-1/4"
	0904206-0	2	LOCKWASHER, 3/8"
21	4339151-5	1	□ GASKET, cylinder block elbow
22	4358763-3	1	BRACKET, tube supporting
23	4253771-2	1	CLAMP, tube attaching
	0916268-6	1	CAPSCREW, 3/8" NC x 5/8"
	0904206-0	1	LOCKWASHER, 3/8"
	0910324-3	1	NUT, 3/8" NC



* Engines prior to serial No. 11-14220

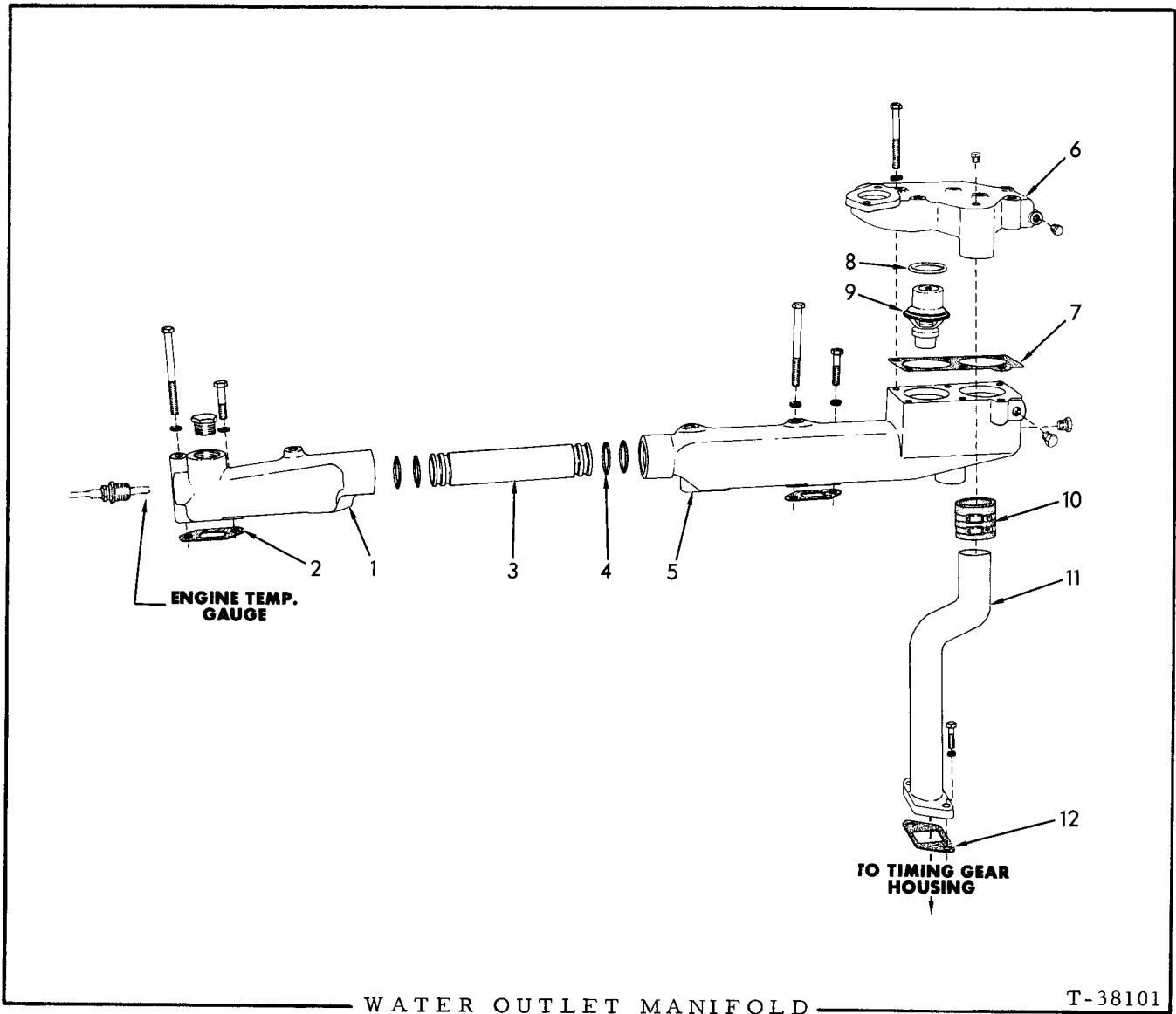
** Engines serial No. 11-14220 and up

ITEM	PART NO.	QTY.		DESCRIPTION
		*	**	
1	-----	1	-	PUMP ASSEMBLY (Consists of items 2 thru 16)(Order PUMP ASSY. 4359281)
	4359281	-	1	PUMP ASSEMBLY (Consists of items 4 thru 16)
	916271	6	6	CAPSCREW, 3/8"NC x 1"
	904206	6	6	LOCKWASHER, 3/8"
	914465	1	1	FITTING, lubricating, straight, 1/8"NPT
2	4375686	1	-	NUT, impeller retaining
3	4041097	1	-	PIN, cotter, impeller nut
4	4339103	1	-	IMPELLER ASSEMBLY (Includes ceramic insert)
	4358786	-	1	IMPELLER ASSEMBLY (Includes ceramic insert)
5	4507091	1	1	SEAL ASSEMBLY (Serviced only as a unit)

(Continued)

WATER PUMP (Continued)

ITEM	PART NO.	QTY.		DESCRIPTION
		*	**	
6	4507084	1	1	FLINGER, water
7	4348757	1	-	SHAFT ASSEMBLY (Includes item 6)
	905121	1	-	KEY, #5 woodruff, 1/8" x 5/8"
	4358787	-	1	SHAFT ASSEMBLY (Includes item 6)
8	4338663	1	1	BODY, water pump
9	4044212	1	1	BEARING, ball, rear
10	4044211	1	1	SPACER, bearing
11	4044210	1	1	BEARING, ball, front
12	4044209	1	1	WASHER, retaining
13	4348825	1	1	WASHER, sealing
14	4335320	1	1	RETAINER, sealing washer
15	4053968	1	1	RING, snap sealing washer retainer
16	4335808	1	-	FLANGE, driving pulley
	4359280	-	1	FLANGE, driving pulley
	910847	1	1	NUT, 3/4"NF
	917680	1	1	NUT, Pal locking, 3/4"
17	4339503	1	1	PULLEY
	916206	4	-	CAPSCREW, 5/16"NF x 7/8" (Early units)
	911169	4	4	CAPSCREW, 5/16"NF x 5/8" (Late units)
	904205	4	4	LOCKWASHER, 5/16"
18	4346744	1	1	□GASKET, water pump
19	4335056	1	1	□GASKET, water pump volute
20	4349953	1	1	VOLUTE
	916274	5	5	CAPSCREW, 3/8"NC x 2-1/4"
	904206	5	5	LOCKWASHER, 3/8"



WATER OUTLET MANIFOLD

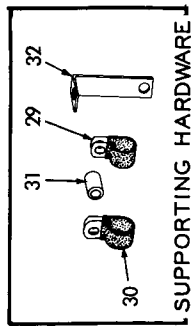
T-38101

ITEM	PART NO.	QTY.	DESCRIPTION
1	4336506	1	MANIFOLD, water outlet, rear
	920525	1	PLUG, pipe, hex-hd., 3/4"NPT (Not original equipment)
	914847	2	CAPSCREW, 3/8"NC x 1-1/2"
	916275	2	CAPSCREW, 3/8"NC x 3-3/4"
	904206	4	LOCKWASHER, 3/8"
2	4336182	4	□GASKET, water manifold
3	4336156	1	TUBE, water manifold connecting
4	923813	4	□O-RING, water manifold connecting tube
5	4338243	1	MANIFOLD water outlet, front
	919840	1	PLUG, pipe, hex-hd., 1/4"NPT
	914847	2	CAPSCREW, 3/8"NC x 1-1/2"
	916275	2	CAPSCREW, 3/8"NC x 3-3/4"
	904206	4	LOCKWASHER, 3/8"
	916873	1	COCK, T-handle, 3/8"NPT
	920333	1	PLUG, pipe, hex-hd., 3/8"NPT

(Continued)

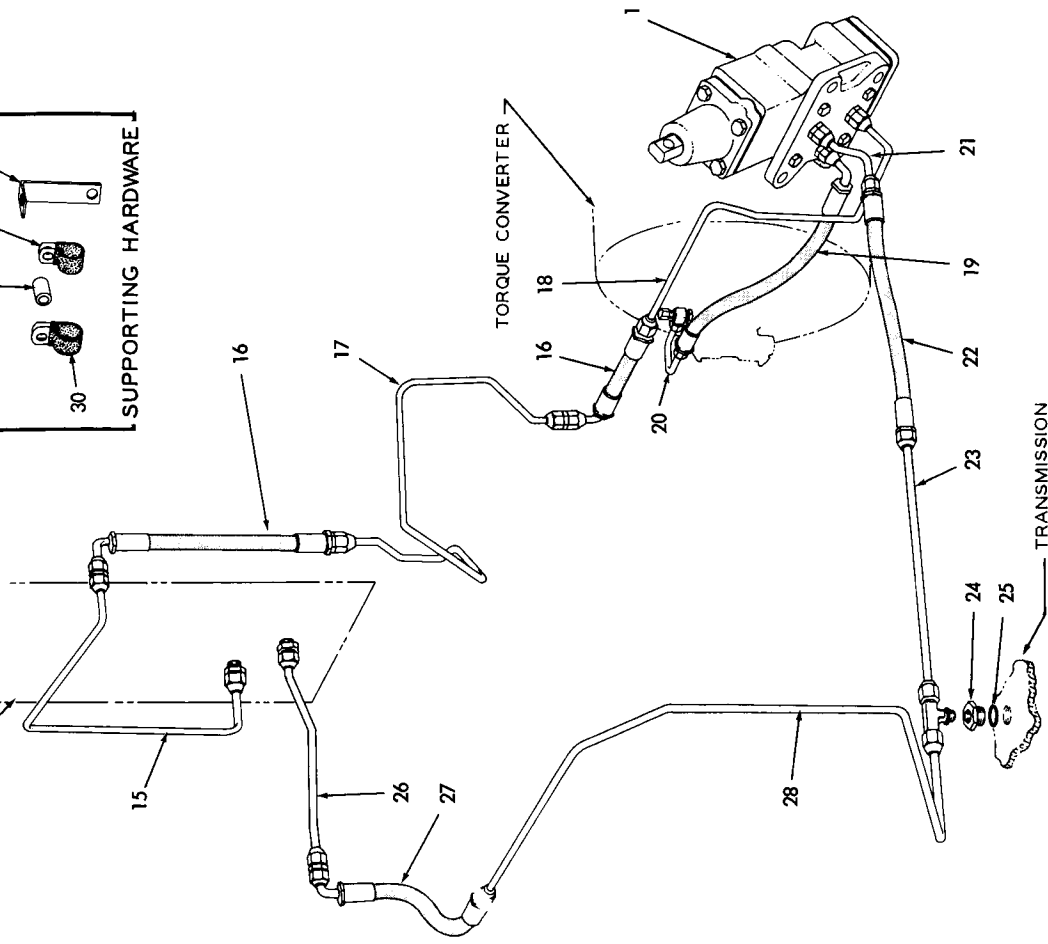
WATER OUTLET MANIFOLD (Continued)

ITEM	PART NO.	QTY.	DESCRIPTION
6	4358754	1	HOUSING ASSEMBLY, thermostat (Includes item 8)
	919840	2	PLUG, pipe, hex-hd., 1/4"NPT (air vent and drain)
	919227	6	CAPSCREW, 3/8"NC x 3-1/4"
	904206	6	LOCKWASHER, 3/8"
7	4336263	1	□GASKET, thermostat housing
8	4317554	2	SEAL, thermostat
9	4354537	2	THERMOSTAT
10	4337602	1	HOSE, water by-pass pipe
	922918	2	CLAMP, hose
11	4338242	1	PIPE, water by-pass
	916272	2	CAPSCREW, 3/8"NC 1-1/4"
	904206	2	LOCKWASHER, 3/8"
12	4347031	1	□GASKET, water by-pass pipe

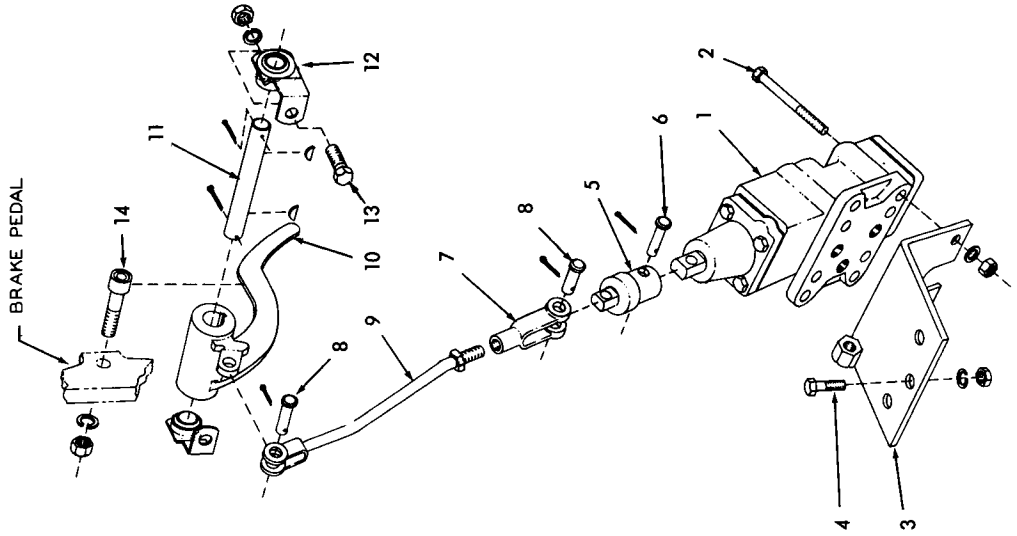


SUPPORTING HARDWARE

SEE SPEED CONTROL VALVES



CONTROL PIPING



CONTROL LINKAGE

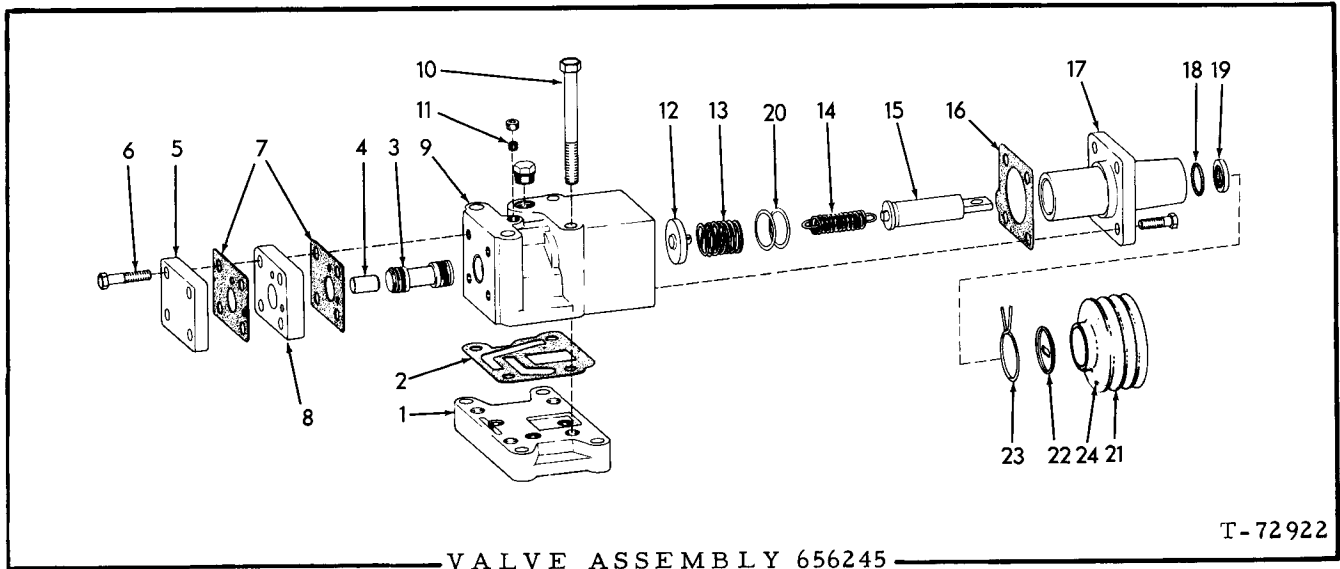
ENGINE CLUTCH CONTROL

ITEM	PART NO.	QTY.	DESCRIPTION
1	656245	1	VALVE ASSEMBLY (See page 93 for parts)
2	070960	4	CAPSCREW, 3/8"NC x 1-1/2"
	904206	4	LOCKWASHER, 3/8"
	911026	4	NUT, 3/8"NC
3	656563	1	BRACKET, valve mounting
4	035061	3	CAPSCREW, 1/2"NC x 1-1/4"
	904208	3	LOCKWASHER, 1/2"
	911028	3	NUT, 1/2"NC
5	648143	1	OVERTRAVEL ASSEMBLY (Serviced only as a unit)
6	085038	1	PIN, overtravel
	900801	1	PIN, cotter, 3/32" x 3/4"
7	917663	1	YOKE, control rod
8	627451	2	PIN, control rod yoke
	900801	2	PIN, cotter, 3/32" x 3/4"
9	656251	1	ROD, control
	910980	1	NUT, jam, 5/16"NF
10	656243	1	LEVER, valve operating
11	656249	1	SHAFT, valve operating lever
	905119	2	KEY, #3 woodruff, 1/8" x 1/2"
	900801	2	PIN, cotter, 3/32" x 3/4"
12	654402	2	BEARING ASSEMBLY (Serviced only as a unit)
13	035220	2	CAPSCREW, 1/2"NC x 1-1/8"
	904208	2	LOCKWASHER, 1/2"
	911028	2	NUT, 1/2"NC
14	656546	1	ROLLER ASSEMBLY, brake pedal (Serviced only as a unit)
	911041	1	NUT, 3/8"NF
	904206	1	LOCKWASHER, 3/8"
15	656256	1	TUBE ASSEMBLY, pressure line rear section (Includes nuts)
	921409	1	CONNECTOR, flare type, 1/2" tube, 3/4"NF male end (Includes O-RING 921349)
16	655072	2	HOSE, pressure line (See HOSE PARTS)
	919066	2	UNION, flare type, 1/2" tube
17	656250	1	TUBE ASSEMBLY, pressure line, intermediate section (Includes nuts)
18	656539	1	TUBE ASSEMBLY, pressure line, front section (Includes nuts)
	921409	1	CONNECTOR, flare type, 1/2" tube, 3/4"NF male end (Includes O-RING 921349)
19	655072	1	HOSE, pressure line, valve to torque converter (See HOSE PARTS)
	921409	1	CONNECTOR, flare type, 1/2" tube, 3/4"NF male end (Includes O-RING 921349)
20	656541	1	TUBE ASSEMBLY, pressure line, valve to torque converter (Includes nuts)
	922792	1	TEE, adjustable, flare type, 1/2" tube, 3/4"NF male end (Includes nut, washer and O-RING 921349)
	923737	1	CAP, flare fitting, 1/2" tube

(Continued)

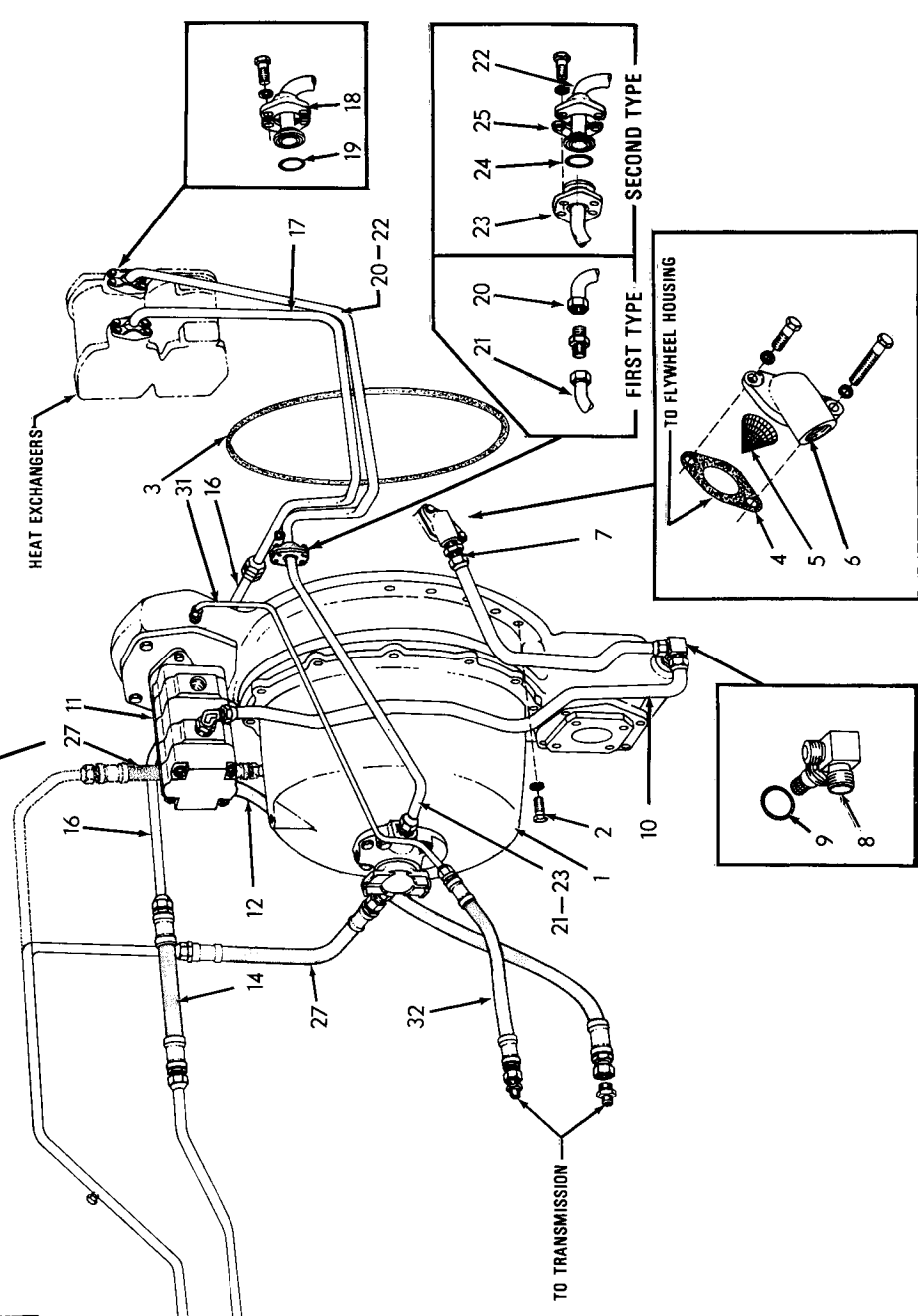
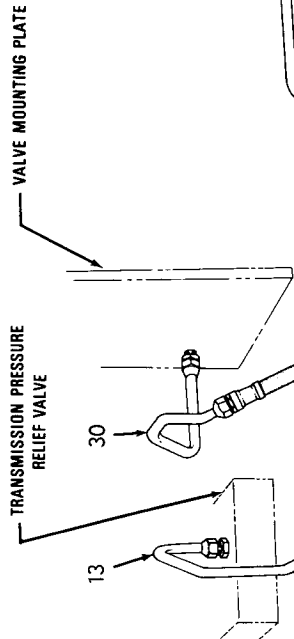
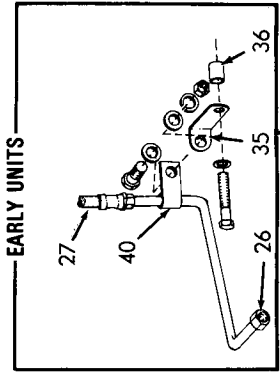
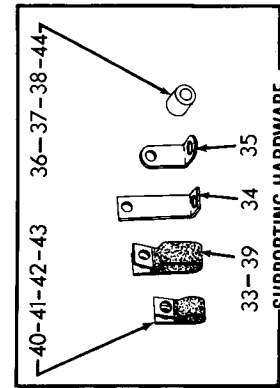
ENGINE CLUTCH CONTROL (Continued)

ITEM	PART NO.	QTY.	DESCRIPTION
21	656538	1	TUBE ASSEMBLY, return line, valve to transmission, front section (Includes nuts)
	922522	1	CONNECTOR, flare type, 3/8" tube, 9/16"NF male end (Includes O-RING 921885)
22	656542	1	HOSE, return line, valve to transmission (See HOSE PARTS)
23	656540	1	TUBE ASSEMBLY, return line, valve to transmission, rear section (Includes nuts)
	923894	1	TEE, flare type, adjustable, 3/8" tube, 9/16"NF male end (Includes O-RING 921885)
24	659077	1	ADAPTER, return line (Includes item 25)
25	921214	1	O-RING, return line adapter
26	659115	1	TUBE ASSEMBLY, return line, modulating valve to transmission, upper section
	922457	1	CONNECTOR, flare type, 3/8" tube, 3/4"NF male end (Includes O-RING 921349)
27	656239	1	HOSE, return line, modulating valve to transmission (See HOSE PARTS)
	919065	1	UNION, flare type, 3/8" tube
28	656255	1	TUBE ASSEMBLY, return line, modulating valve to transmission, lower section
29	640675	3	CLIP, return line tubes (3/8" diam., 17/32" bolt-hole)
	035979	1	CAPSCREW, 3/8"NC x 5/8"
	013058	1	CAPSCREW, 3/8"NC x 1-1/4"
	904206	2	LOCKWASHER, 3/8"
	911115	2	WASHER, plain, SAE std., 3/8"
	035221	1	CAPSCREW, 1/2"NC x 1"
	910244	1	WASHER, plain, SAE std., 1/2"
	904208	1	LOCKWASHER, 1/2"
	911028	1	NUT, 3/8"NC
30	620063	5	CLIP, pressure line tubes (1/2" diam., 17/32" bolt-hole)
	903775	1	CAPSCREW, 3/8"NC x 7/8"
	904206	1	LOCKWASHER, 3/8"
	911115	1	WASHER, plain, SAE std., 3/8"
	035220	2	CAPSCREW, 1/2"NC x 1-1/8"
	035712	1	CAPSCREW, 1/2"NC x 2-1/4"
	904208	3	LOCKWASHER, 1/2"
	910244	3	WASHER, plain, SAE std., 1/2"
31	065785	1	BLOCK, clip spacing
32	642533	1	ANGLE, tube supporting



USAGE: See page 91

ITEM	PART NO.	QTY.	DESCRIPTION
1	656733	1	PLATE, adapting
2	658008	1	GASKET, adapting plate
3	658013	1	SPOOL, valve (large)
4	659137	1	SPOOL, valve (small)
5	659129	1	CAP, lower
6	046321	4	CAPSCREW, 5/16"NC x 1-1/2"
7	658010	2	GASKET, plate
8	659130	1	PLATE
9	658004	1	BODY, valve
	921573	1	PLUG, hex-hd., 3/4"NF (Includes O-RING 921349)
	910231	1	PLUG, pipe, socket-hd., 1/8"NPT
10	086238	4	CAPSCREW, 3/8"NC x 3-3/4"
11	188168	1	PLUG, orifice, valve body
12	659136	1	SEAT, spool spring
13	659135	1	SPRING, valve spool
14	656735	1	SPRING, connecting
15	659132	1	STEM, valve operating
16	659133	1	GASKET, upper cover
17	659131	1	COVER, upper
	045295	4	CAPSCREW, 5/16"NC x 1"
18	923719	1	O-RING, stem sealing
19	186392	1	SEAL, wiper
20	661236	2	WASHER, valve spool spring
21	668353	1	BOOT, valve stem
22	668352	1	WASHER, valve stem boot
23	668351	1	CLAMP, valve stem boot



T-73073

TORQUE CONVERTER AND LINES

TORQUE CONVERTER AND LINES

ITEM	PART NO.	QTY.	DESCRIPTION
1	656241	1	CONVERTER ASSEMBLY, torque (See page 99 for parts)
2	044249	14	CAPSCREW, 3/8"NC x 1-1/8"
	904206	14	LOCKWASHER, 3/8"
3	926059	1	O-RING, torque converter to flywheel housing
4	630030	1	GASKET, scavenging line elbow
5	656819	1	SCREEN, scavenging line elbow
6	653967	1	ELBOW, scavenging line
	058793	1	CAPSCREW, 3/8"NC x 2-1/4"
	035439	1	CAPSCREW, 3/8"NC x 1"
	904206	2	LOCKWASHER, 3/8"
7	654011	1	TUBE ASSEMBLY, scavenging line, flywheel housing to torque converter (Includes nuts)
	921228	1	CONNECTOR, flare type, 1" tube, 1-5/16" straight thd. male end (Includes O-RING 921214)
8	656545	1	TEE, scavenging line (Includes nut, washer and item 9)
9	921214	1	O-RING, scavenging line tee
10	654005	1	TUBE ASSEMBLY, scavenging line, torque converter to pump (Includes nuts)(Used prior to loader #285)(Order TUBE ASSY.664267)
	-----	1	HOSE, scavenging line, torque converter to pump (Loaders #285 thru #343 only. Order TUBE ASSEMBLY 664267)
	664267	1	TUBE ASSEMBLY, scavenging line, torque converter to pump (Includes nuts)(Effective with loader #344)
	921227	1	ELBOW, adjustable, 90°, flare type, 1" tube, 1-5/16" straight thd. male end (Includes washer, nut and O-RING 921214)
11	-----	1	PUMP, scavenging (See TRANSMISSION OIL PUMP AND FILTER)
12	662986	1	HOSE, scavenging pump to transmission (Loaders prior to #538 excluding Nos. 515, 516, 517, 528, 535 but including 555, 557)
	669708	1	HOSE, scavenging pump to transmission (Loaders #538 and up, excluding Nos. 555, 557 but including 515, 516, 517, 528, 535)
	923174	1	CONNECTOR, flare type, 1" tube, 1-1/16"NF male end (Incl. O-RING 921206)(Loader units #01001 and up)
	921728	1	ELBOW, flare type, adjustable, 45°, 3/4" tube, 1-1/16" straight-thd., male end (Incl. nut, washer and O-Ring 921206)
13	656254	1	TUBE ASSY., regulator valve to oil cooler, rear section (incl nuts)
	921228	1	CONNECTOR, flare type, 1" tube, 1-5/16" straight thd. male end (Includes O-RING 921214)
14	656246	2	HOSE, regulator valve to oil cooler line (See HOSE PARTS)
15	656252	1	TUBE ASSY., regulator valve to oil cooler, intermediate rear section (Includes nuts)
16	656242	1	TUBE ASSY., regulator valve to oil cooler, intermediate front section (Includes nuts)
17	656235	1	TUBE ASSY., regulator valve to oil cooler, front section (Includes nuts)
	919268	1	UNION, flare type, 1" tube

(Continued)

TORQUE CONVERTER AND LINES (Continued)

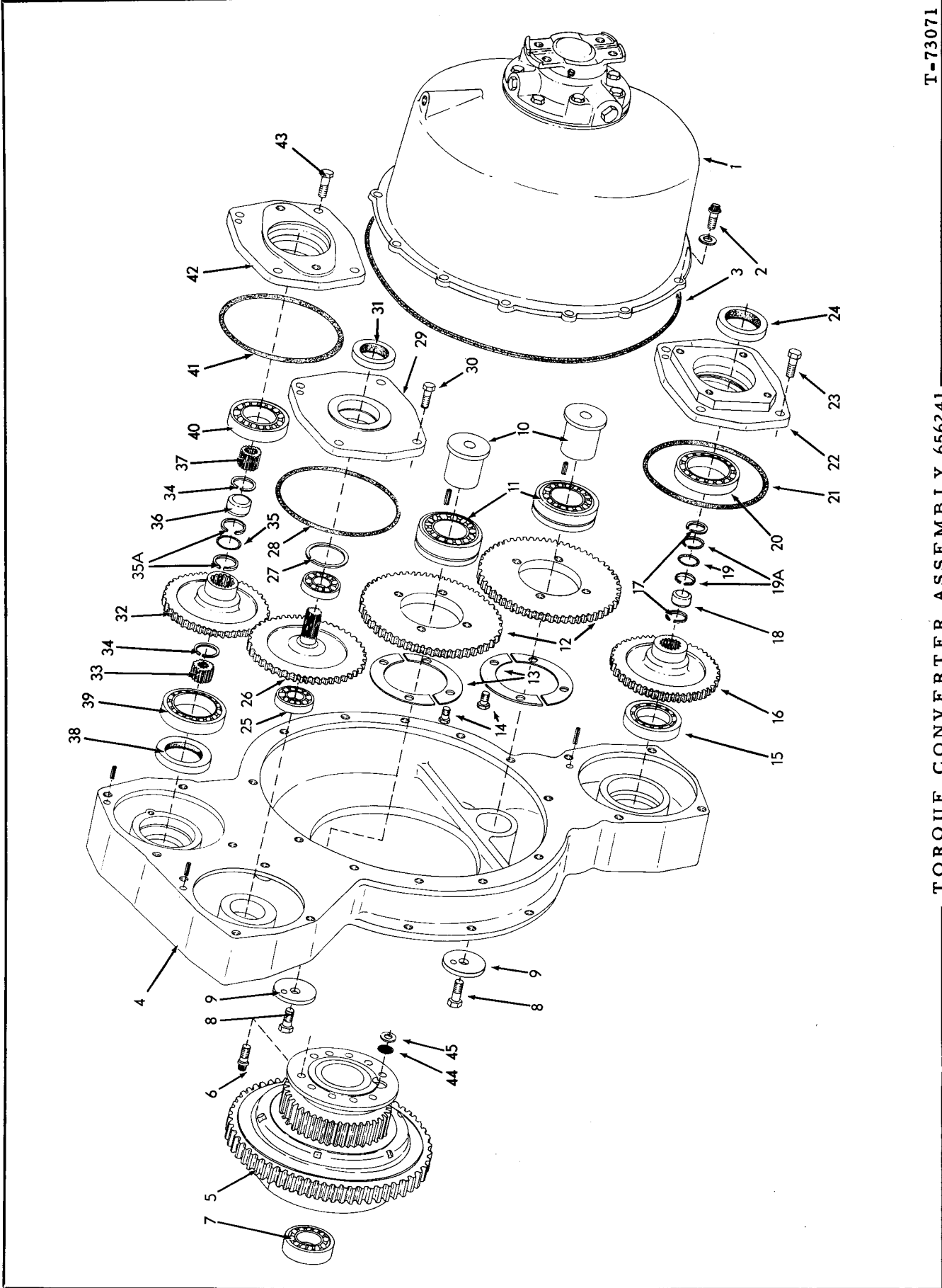
ITEM	PART NO.	QTY.	DESCRIPTION
18	921117	4	FLANGE, tube attaching (half only)
	041250	8	CAPSCREW, 7/16"NC x 1-1/4"
	904207	8	LOCKWASHER, 7/16"
19	923664	2	O-RING, tube to oil cooler
20	-----	1	TUBE ASSEMBLY, oil cooler to converter, front section (Includes nut)(Loaders prior to #391) (Order items 22 thru 25)
	919268	1	UNION, flare type, 1" tube
21	653915	1	TUBE ASSEMBLY, oil cooler to converter, rear section (Includes nuts)(Loaders prior to #391)
	921228	1	CONNECTOR, flare type, 1" tube, 1-5/16" straight thd. male end (Includes O-RING 921214)
22	660918	1	TUBE, oil cooler to converter, front section
	921467	1	CAP, flare fitting, 1/4" tube
23	660919	1	TUBE ASSEMBLY, oil cooler to converter, rear section (Includes nut)
	921228	1	CONNECTOR, flare type, 1" tube, 1-5/16" straight thd. male end (Includes O-RING 921214)
24	923664	1	O-RING, oil tube connection
25	921117	2	FLANGE, tube attaching (half only)
	041250	4	CAPSCREW, 7/16"NC x 1-1/4"
	904207	4	LOCKWASHER, 7/16"
26	-----	1	TUBE ASSEMBLY, converter to control valve, front section (Includes nuts)(Loaders prior to #426. Order TUBE ASSY. 665231, TUBE ASSY. 665232 and HOSE 665233)
	921217	1	CONNECTOR, flare type, 3/4" tube, 1-1/16" straight thd. male end (Includes O-RING 921206)
27	656237	1	HOSE, converter to control valve line, front (10-3/4" long. See HOSE PARTS)(Loaders prior to #426)
	665233	1	HOSE, converter to control valve line, front (22" long)(Effective with loader #426)
	921217	1	CONNECTOR, flare type, 3/4" tube, 1-1/16" straight thd. male end (Includes O-RING 921206)
28	-----	1	TUBE ASSEMBLY, converter to control valve, intermediate section (Includes nuts)(Loaders prior to #426. Order TUBE ASSY. 665231, TUBE ASSY. 665232 and HOSE 665233)
	665231	1	TUBE ASSEMBLY, converter to control valve, intermediate section (Includes nuts)(Effective with loader #426)
	921467	1	CAP, flare fitting, 1/4" tube
29	656237	1	HOSE, converter to control valve line, rear (See HOSE PARTS)
30	656253	1	TUBE ASSEMBLY, converter to control valve, rear section (Includes nuts)
	921217	1	CONNECTOR, flare type, 3/4" tube, 1-1/16"straight thd. male end(Includes O-RING 921206)
31	656238	1	TUBE ASSEMBLY, breather line (Includes nuts)
	919063	1	CONNECTOR, flare type, 1/2" tube, 3/8"NPT male
32	655778	1	HOSE, breather line (See HOSE PARTS)
	919205	1	CONNECTOR, flare type, 1/2" tube, 1/4"NPT male

Loaders #391 and up

(Continued)

TORQUE CONVERTER AND LINES (Continued)

ITEM	PART NO.	QTY.	DESCRIPTION	
33	641555	1	CLIP, breather line (For two 1/2" diam. lines, 13/32" bolt-hole)	
	915408	1	CAPSCREW, 3/8"NC x 3/4"	
	911115	2	WASHER, plain, SAE std., 3/8"	
	904206	1	LOCKWASHER, 3/8"	
	911026	1	NUT, 3/8"NC	
34	642535	2	ANGLE, oil line supporting	} Loaders prior to #426
	041917	2	CAPSCREW, 1/2"NC x 3-1/4"	
	904208	2	LOCKWASHER, 1/2"	
35	628821	1	SUPPORT, oil tubes	
	058793	1	CAPSCREW, 3/8"NC x 2-1/4"	
	904206	1	LOCKWASHER, 3/8"	
36	085452	1	BLOCK, spacing, oil tube support (13/16" long)	
37	610563	2	SPACER, tube supporting angle (1" long)	
38	614516	1	BLOCK, clip spacing (1-3/16" long)	
39	642536	2	CLIP, tube supporting (For two 1" diam. lines, 17/32" bolt-hole)	
	035220	1	CAPSCREW, 1/2"NC x 1-1/8"	
	922055	1	CAPSCREW, Nylok, 1/2"NC x 2-1/4"	
	904208	2	LOCKWASHER, 1/2"	
	910244	2	WASHER, plain, SAE std., 1/2"	
40	621304	1	CLIP, tube supporting (3/4" diam., 17/32" bolt-hole)	
41	638780	1	CLIP, tube supporting, (1" diam., 17/32" bolt-hole)	
	911115	1	WASHER, plain, SAE std., 3/8"	
	035018	1	CAPSCREW, 1/2"NF x 1-1/2"	
	904208	1	LOCKWASHER, 1/2"	
	910244	1	WASHER, plain, SAE std., 1/2"	
42	095869	2	CLIP, hose supporting, (1-1/4" diam., 17/32 bolt-hole)	
	916311	1	CAPSCREW, 1/2"NC x 1-1/4"	
	910244	2	WASHER, plain, SAE std., 1/2"	
	904208	1	LOCKWASHER, 1/2"	
	911028	1	NUT, 1/2"NC	
43	632547	1	CLIP, hose supporting, scavenging line (1-1/2" diam., 17/32" bolt-hole)	
44	068017	1	BLOCK, spacing	



T-73071

TORQUE CONVERTER ASSEMBLY 656241

TORQUE CONVERTER ASSEMBLY 656241

USAGE: See page 95

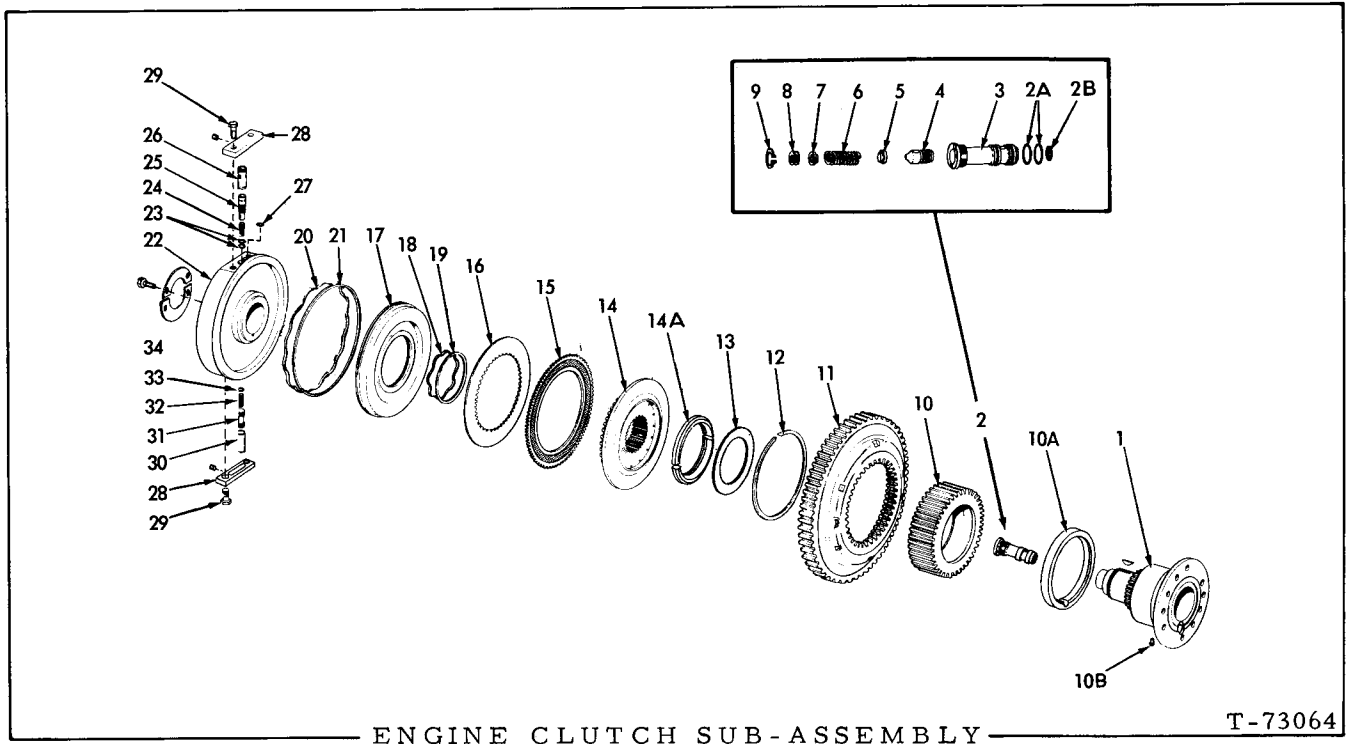
ITEM	PART NO.	QTY.	DESCRIPTION
1	-----	1	TORQUE CONVERTER SUB-ASSEMBLY (See page 104 for parts)
2	3039124	12	CAPSCREW, 12-point, 3/8"NC x 1-1/4"
	3035025	12	WASHER, copper
3	926059	1	O-RING, converter housing
4	656709	1	HOUSING, gear train
	921292	3	PIN, spring, 1/4" x 1/2"
5	-----	1	ENGINE CLUTCH SUB-ASSEMBLY (See page 102 for parts)
6	666441	10	SCREW, 12-point, 1/2"NC x 1-3/8"
7	058974	1	BEARING, ball, clutch pilot
8	035073	2	CAPSCREW, retaining, idler gear shaft
9	656720	2	WASHER, retaining, idler gear shaft
10	656721	2	SHAFT, intermediate gear
	915513	2	PIN, spring, 1/4" x 3/4"
11	670411	2	BEARING, roller, idler gear
12	656715	2	GEAR, idler
13	638610	4	WASHER, retaining, idler gear bearing (half only)
14	639534	8	CAPSCREW, self-locking, 3/8"NF x 5/8"
15	054073	1	BEARING, ball, loader pump drive, front
16	656714	1	GEAR, loader pump drive
17	3037989	2	RING, snap, loader pump drive gear
18	656706	1	PLUG, loader pump drive gear
19	926860	1	O-RING, loader pump drive gear
19A	669705	2	RING, back-up, drive gear O-ring
20	073647	1	BEARING, ball, loader pump drive, rear
21	{ 656717	1	GASKET, loader pump adapting plate (Converters prior to #228078)
	{ 924140	1	O-RING, loader pump adapting plate (Converters #228078 and up)
22	{ 656718	1	PLATE, adapting, loader pump (Converters prior to #228078)
	{ 669704	1	PLATE, adapting, loader pump (Converters #228078 and up)
23	035439	4	CAPSCREW, 3/8"NC x 1"
24	669678	1	SEAL, oil, loader pump drive
25	656774	2	BEARING, ball, fan drive gear
26	656716	1	GEAR, fan drive
27	056362	1	RING, snap, fan drive gear

(Continued)

TORQUE CONVERTER ASSEMBLY 656241 (Continued)

ITEM	PART NO.	QTY.	DESCRIPTION
28	656717	1	GASKET, bearing carrier (Converters prior to #228078)
	924140	1	O-RING, bearing carrier (Converters #228078 and up)
29	656712	1	CARRIER, fan drive gear bearing (Converters prior to #228078)
	665837	1	CARRIER, fan drive gear bearing (Converters #228078 and up)
30	035439	4	CAPSCREW, 3/8"NC x 1"
31	655619	1	SEAL, oil, fan drive
32	656714	1	GEAR, transmission pump drive
33	656711	1	ADAPTER, splined, steering pump
34	3037989	2	RING, snap, transmission pump drive gear
35	926860	1	O-RING, transmission pump drive gear
35A	669705	2	RING, back-up, drive gear O-ring
36	656706	1	PLUG, transmission pump drive gear
37	656710	1	ADAPTER, splined, transmission pump
38	669678	1	SEAL, oil, transmission pump drive
39	073647	1	BEARING, ball, transmission pump drive, front
40	054073	1	BEARING, ball, transmission pump drive, rear
41	656717	1	GASKET, pump adapting plate (Converters prior to #228078)
	924140	1	O-RING, pump adapting plate (Converters #228078 and up)
42	656719	1	PLATE, adapting, transmission pump (Converters prior to #228078)
	665835	1	PLATE, adapting, transmission pump (Converters #228078 and up)
43	035439	4	CAPSCREW, 3/8"NC x 1"
44	188182	1	SCREEN, oil filtering
45	662994	1	WASHER, screen retaining
			} Converters prior to #234223

MEMO



ENGINE CLUTCH SUB-ASSEMBLY

T-73064

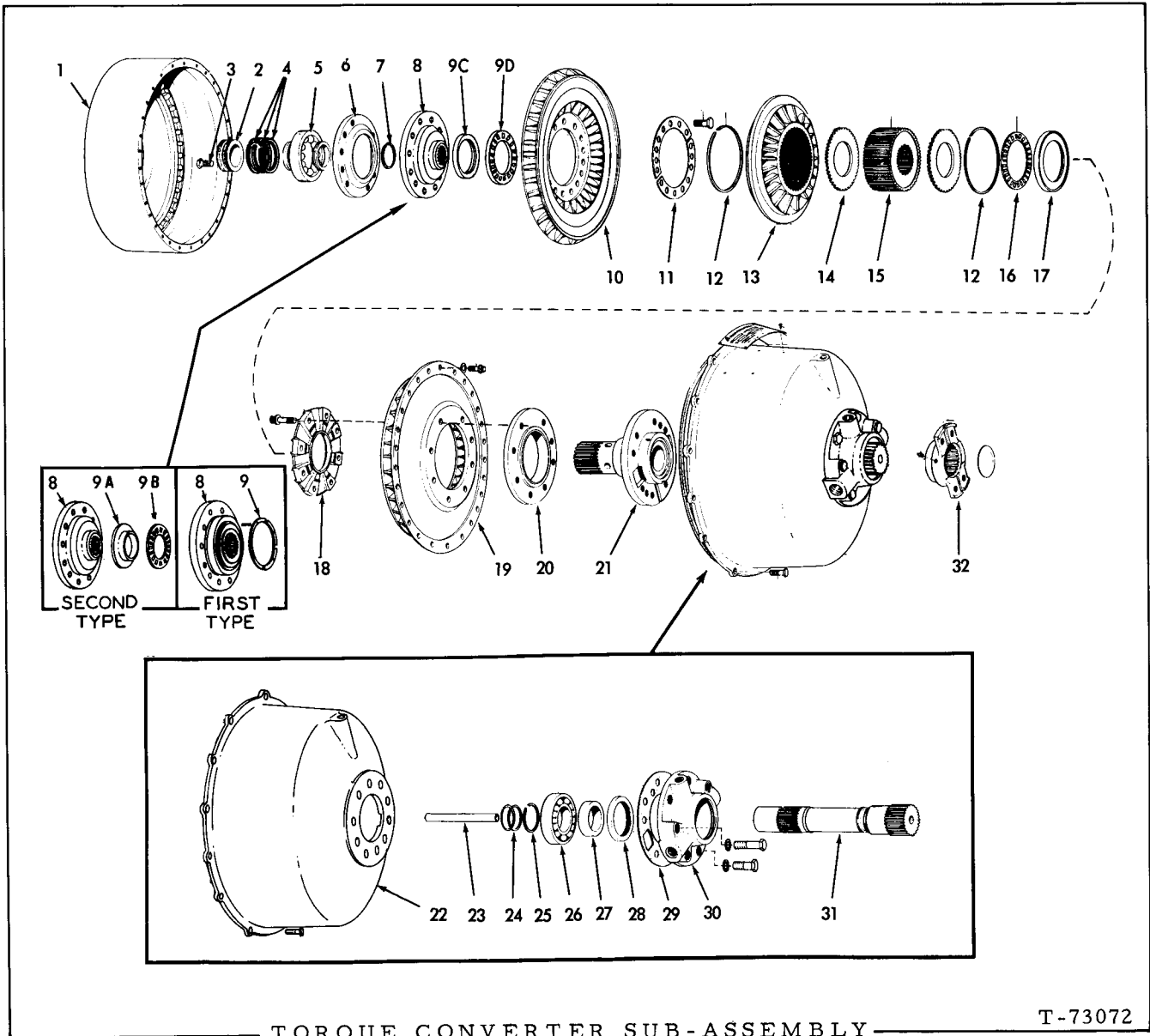
USAGE: See page 99

ITEM	PART NO.	QTY.	DESCRIPTION
1	0670416-7	1	FLANGE, driving (If for Converters prior to #255500 also order PLATE 0670410-0, WASHER 0670386-2; if for Converter prior to #234223 also order VALVE 0669677-7)
	0911201-2	1	KEY, woodruff, #E, 3/8" x 1-1/4"
2	0662883-8	1	VALVE ASSY., check (Items 3 thru 9)(Converters prior to #234223)
	0669677-7	1	VALVE ASSY., check (Includes items 2A thru 9)(Converters #234223 and up)
2A	0669183-6	2	RING, sealing, check valve sleeve (teflon)(Converters #234223 thru #234295)
	0186451-1	2	O-RING, check valve sleeve (Converters #234296 and up)
2B	0639939-8	1	SCREEN, check valve (Converters #234223 and up)
3	-----	1	SLEEVE, check valve
4	0662916-6	1	PISTON, check valve
5	0662917-4	1	SEAT, check valve
6	0662884-6	1	SPRING, check valve
7	0662918-2	1	GUIDE, check valve spring
8	0656704-4	-	WASHER, check valve (.020" thick)
	0662920-8	-	WASHER, check valve (.010" thick)
	0925966-4	-	WASHER, check valve (.049" thick)
			} Use as required
9	0662919-0	1	RING, snap, check valve

(Continued)

ENGINE CLUTCH SUB-ASSEMBLY (Continued)

ITEM	PART NO.	QTY.	DESCRIPTION	
10	0656697-0	1	GEAR ASSY., accessory drive (Includes bushing, not serviced separately)	
10A	0670410-0	1	PLATE, spacing, accessory drive gear } Effective with Torque Converter #235500	
10B	0658953-5	1		PIN, spacing plate
11	0656700-2	1	SPIDER	
12	0656692-1	1	RING, snap, gear retaining	
13	0656703-6	1	PLATE, oil baffle	
14	0670385-4	1	HUB ASSY. (Includes item 13)(If for first replacement on Converters prior to #235500 also order 2 WASHER 0670386-2)	
14A	0670386-2	2	WASHER, hub (Effective with Torque Converter #235500)	
15	0657969-2	3	PLATE, outer	
16	0657968-4	3	PLATE, inner	
17	0656699-6	1	PISTON	
18	0657965-0	1	EXPANDER, piston inner ring	
19	0657974-2	1	RING, piston, inner (teflon)	
20	0657964-3	1	EXPANDER, piston outer ring	
21	0657973-4	1	RING, piston, outer (teflon, split)	
	0663526-2	1	RING, piston, outer (teflon, not split)	
22	0665850-4	1	CARRIER ASSY., clutch piston (Includes items 23 thru 33)	
23	0656704-4	-	WASHER,shimming,relief valve spring (.020" thick) } Use as required	
	0925466-5	-		WASHER,shimming, relief valve spring (.049"thick)
24	0665851-2	1	SPRING, pressure relief valve	
25	0667055-8	1	PISTON, pressure relief valve	
26	0657959-3	1	SLEEVE, pressure relief valve (Used prior to Converter #229430)	
27	0639939-8	1	FILTER, pressure relief valve	
28	0675282-8	2	CAP ASSY., relief and overspeed valve (Includes PLUG)	
	0927473-9	2		PLUG, hex-socket, 1/16"NPT
29	0035439-9	4		CAPSCREW, 3/8"NC x 1"
30	0661584-3	1	SLEEVE, overspeed valve	
31	0661583-5	1	PISTON, overspeed valve	
32	0665852-0	1	SPRING, overspeed valve	
33	0656704-4	1	WASHER, overspeed valve	
34	0668279-3	2	WASHER, carrier retaining (half only)	
	0662973-7	4		BOLT, self-locking, 5/16"NC x 3/4"



TORQUE CONVERTER SUB-ASSEMBLY

T-73072

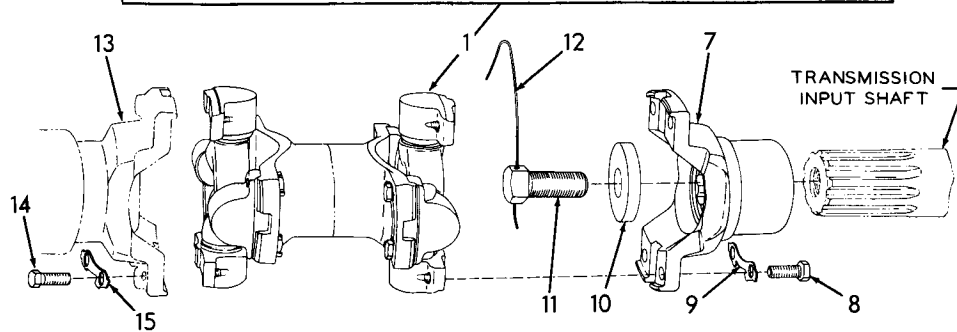
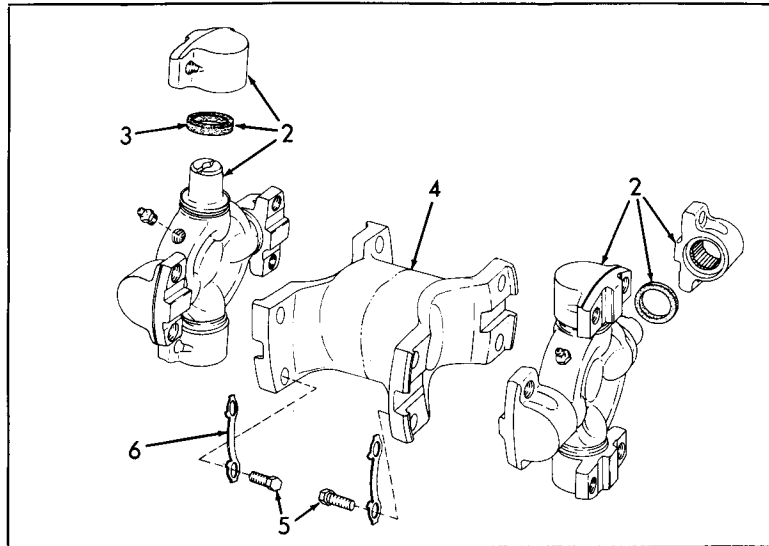
USAGE: See page 99

ITEM	PART NO.	QTY.	DESCRIPTION
1	0656687-1	1	HOUSING, rotating
2	-----	1	CARRIER, sealing ring (Converters prior to #237510)(Order item 33)
	0668281-9	1	CARRIER, sealing ring (Effective with Converter #237510)
3	0045295-3	4	CAPSCREW, 5/16"NC x 1"
4	0681070-9	3	RING, sealing (1 less used prior to Converter #237510)
5	0186563-3	1	BEARING, ball, drive shaft, front
6	0656695-4	1	CARRIER, front bearing
7	0186531-0	1	RING, snap

(Continued)

TORQUE CONVERTER SUB-ASSEMBLY (Continued)

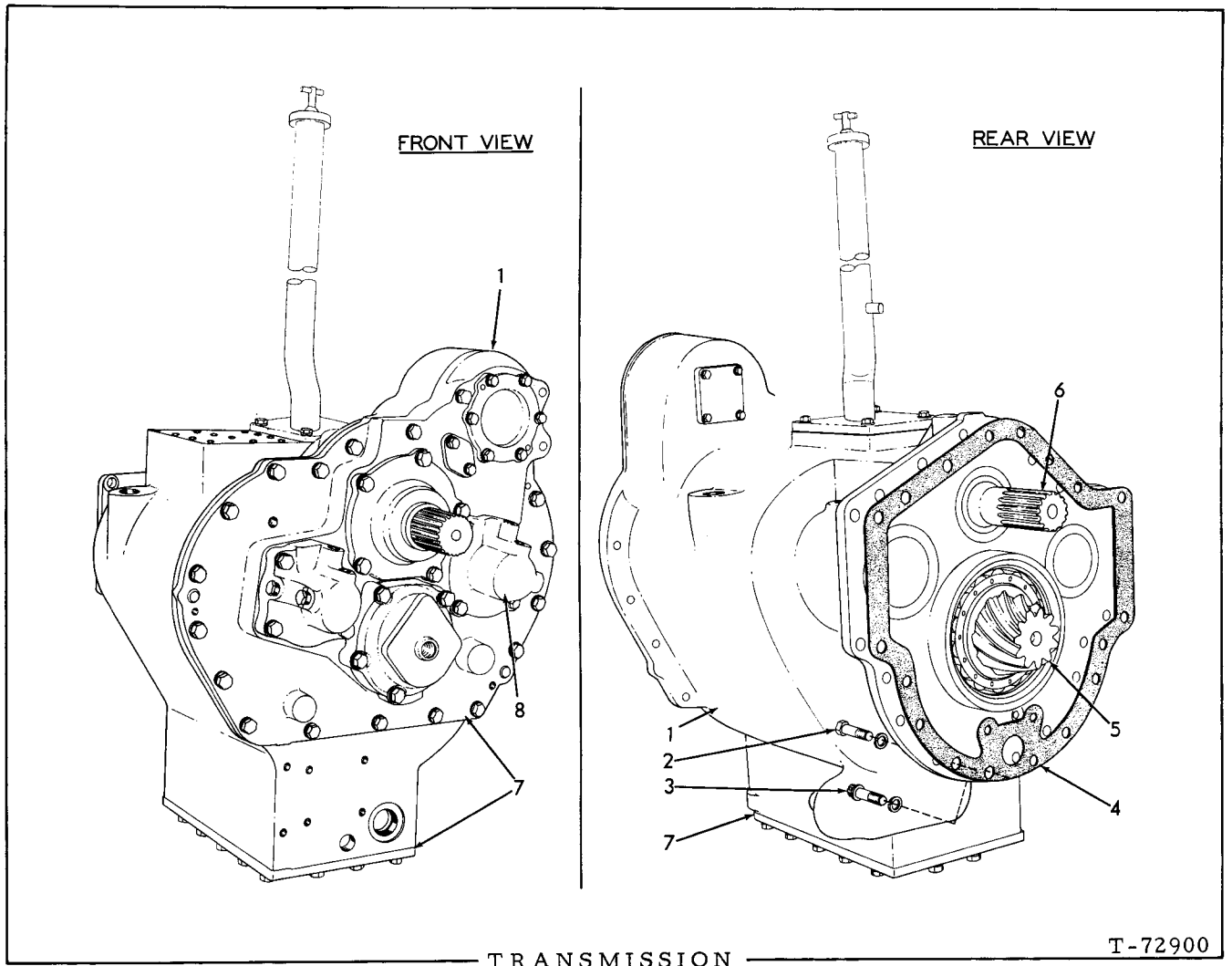
ITEM	PART NO.	QTY.	DESCRIPTION	
8	-----	1	HUB, turbine wheel (Converters prior to #231331)	} Order item 33
	-----	1	HUB, turbine wheel (Converters #231331 thru #237509)	
	0668282-7	1	HUB, turbine wheel (Effective with Converter#237510)	
9	-----	1	WASHER, thrust (Converters prior to #231331)(Order item #33)	
	0921717-5	4	PIN, spring, 3/32" x 7/16"	
9A	-----	1	RACE, thrust bearing	} Converters #231331 thru #237509 Order item 33
9B	-----	1	BEARING, thrust	
9C	0668283-5	1	RACE, thrust bearing	} Effective with Converter #237510
9D	0672955-2	1	BEARING, thrust	
10	0656684-8	1	WHEEL, turbine	
	0916310-6	16	CAPSCREW, 1/2"NC x 1"	
11	0656693-9	2	WASHER, locking	
12	0639572-7	2	RING, snap, guide wheel	
13	0656683-0	1	WHEEL, guide	
14	-----	2	PLATE, thrust, guide wheel (Converters prior to #237510) (Order item 33)	}
	0656701-0	2	PLATE, thrust, guide wheel (Effective with Converter #237510)	
15	0656685-5	1	ADAPTER, guide wheel	
16	0656776-2	1	BEARING, thrust	
17	0656691-3	1	RACE, thrust bearing	
18	0656689-7	1	HUB, impeller wheel	
	0922065-8	8	SCREW, 12-point, 1/2"NC x 1-1/4"	
19	0656682-2	1	WHEEL, impeller	
	0914670-5	24	CAPSCREW, 5/16"NC x 1-1/4"	
	3046938-1	24	WASHER, locking	
20	0656686-3	1	CARRIER ASSY., impeller wheel (Includes bushing which is not serviced separately)	
21	0656713-5	1	CARRIER, impeller and guide wheels	
22	0656725-9	1	HOUSING, stationary	
23	0657999-9	1	TUBE, oil	
24	3037629-7	2	RING, sealing, drive shaft	
25	0628519-1	1	RING, snap, drive shaft	
26	0067566-0	1	BEARING, ball, drive shaft, rear	
27	0656723-4	1	SPACER, drive shaft bearing	
28	3034958-3	1	SEAL, oil	
29	0656726-7	1	GASKET, bearing retainer	
30	0656727-5	1	RETAINER, rear bearing	
	0916315-5	4	CAPSCREW, 1/2"NC x 2-1/4"	
	0041917-6	4	CAPSCREW, 1/2"NC x 3-1/4"	
	3037944-0	8	WASHER, copper	
31	0656724-2	1	SHAFT, drive	
32	0629439-1	1	YOKE ASSY., drive shaft (Includes PLUG and FITTING indented below)	
	0910011-6	1	PLUG, expansion, 2-1/2" diam.	
	0914465-0	1	FITTING, lubricating, straight, 1/8"NPT	
33	0676107-6	1	UPDATE KIT, converter (Loaders #101 thru #509)	} See PACKAGED PARTS for components.
	0676108-4	1	UPDATE KIT, converter (Loaders #510 thru #659)	



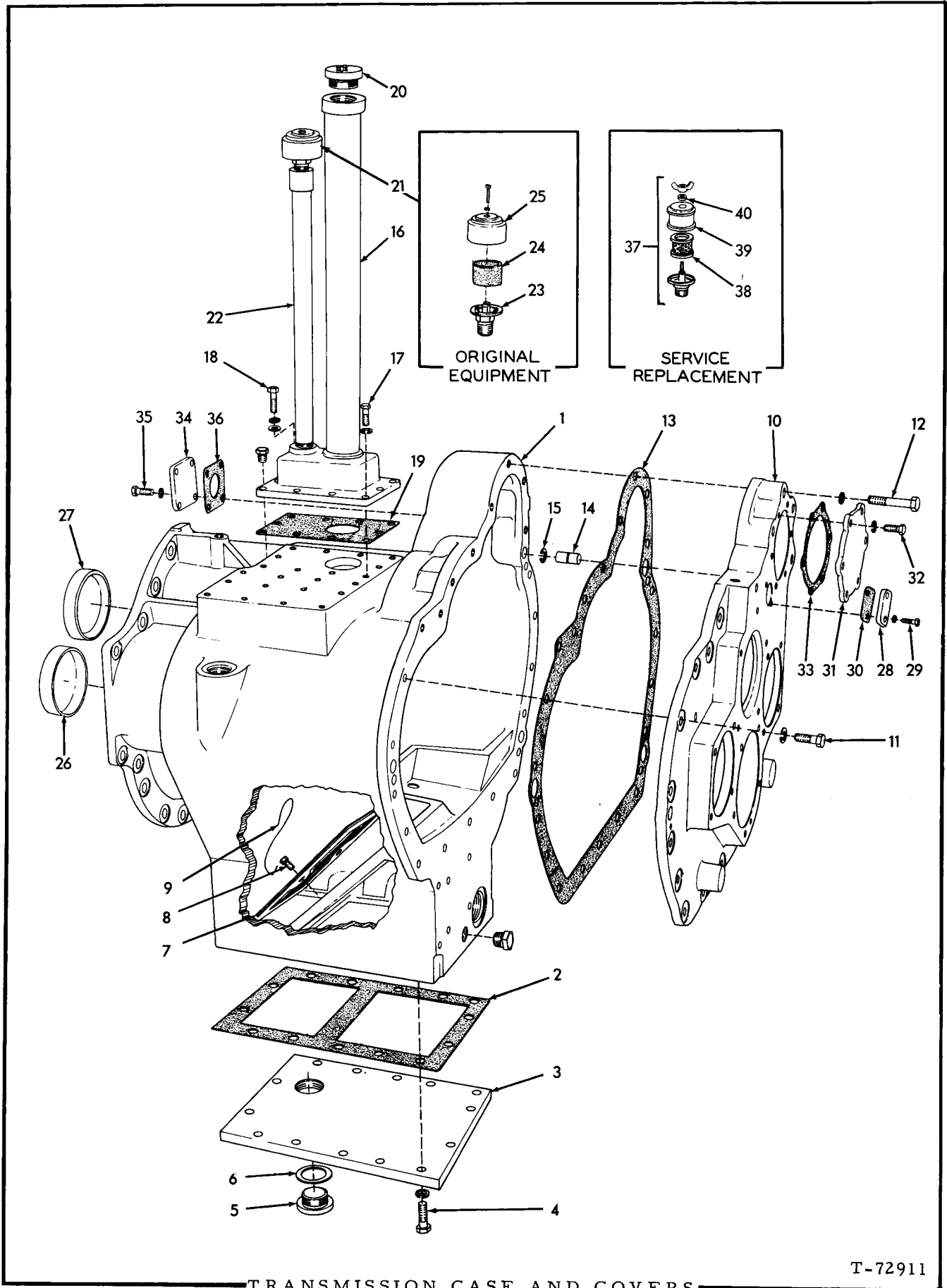
UNIVERSAL JOINT

T-72912

ITEM	PART NO.	QTY.	DESCRIPTION
1	0656063-5	1	JOINT ASSY., universal (Consists of items 2 thru 6)
2	0085918-1	2	SPIDER ASSY., front (Includes four bearing, item 3, and FITTING indented below. Serviced only as a unit)
	0914687-9	2	FITTING, lubricating, straight, 1/4"NF
3	0076461-3	8	WASHER, sealing, spider bearing
4	0656062-7	1	YOKE, center
5	0035167-6	8	CAPSCREW, 3/8"NF x 7/8"
6	0059876-3	4	LOCK, capscrew
7	0623958-6	1	YOKE, rear
8	0035167-6	4	CAPSCREW, 3/8"NF x 7/8"
9	0059876-3	2	LOCK, capscrew
10	0078314-2	1	WASHER, rear yoke retaining
11	0075950-6	1	CAPSCREW, rear yoke retaining
12	0023633-1	1	WIRE, locking, 1/16" x 12"
13	-----	1	YOKE, front (See TORQUE CONVERTER)
14	0035167-6	4	CAPSCREW, 3/8"NF x 7/8"
15	0059876-3	2	LOCK, capscrew



ITEM	PART NO.	QTY.	DESCRIPTION
1	0656429-8	1	TRANSMISSION ASSY. (Includes items 5 thru 8)
2	0922726-5	16	CAPSCREW, hex-hd., 1/2"NF x 1-1/2"
3	0647563-6	2	CAPSCREW, 12-point hd., 1/2"NF x 1-1/2"
	0904208-6	18	LOCKWASHER, 1/2"
4	0654294-8	1	GASKET, case to steering clutch housing
5	-----	-	See TRANSMISSION BEVEL PINION SHAFT
6	-----	-	See TRANSMISSION INPUT SHAFT
7	-----	-	See TRANSMISSION CASE AND COVERS
8	-----	-	See TRANSMISSION CLUTCH SHAFTS



TRANSMISSION CASE AND COVERS

T-72911

TRANSMISSION CASE AND COVERS

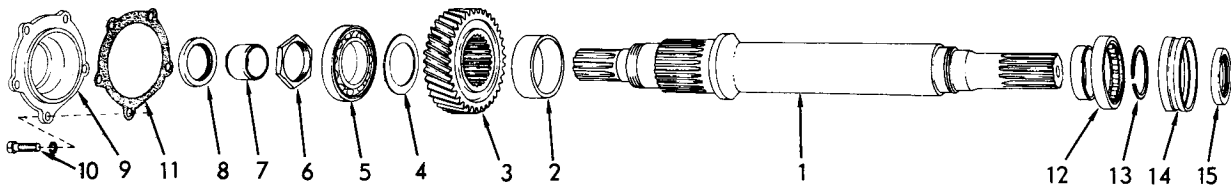
ITEM	PART NO.	QTY.	DESCRIPTION
1	0654310-2	1	CASE, transmission (Loaders prior to #492)
	0662964-6	1	CASE, transmission (Loaders #492 and up)
	0920525-3	1	PLUG, pipe, hex-hd., 3/4"NPT
	0919840-9	1	PLUG, pipe, hex-hd., 1/4"NPT
2	0642788-4	1	GASKET, bottom cover
3	0642787-6	1	COVER, bottom
4	0915987-2	14	CAPSCREW, 1/2"NC x 1-1/2"
	0904208-6	14	LOCKWASHER, 1/2"
5	0035250-0	1	PLUG, drain
6	0667252-1	1	GASKET, drain plug
7	0632067-5	1	SCREEN, oil
8	0606858-9	2	CAPSCREW, drilled-hd., 3/8"NC x 3/4"
9	0023633-1	1	WIRE, locking, 1/16" x 12"
10	0643799-0	1	COVER, front (Loaders prior to #492)
	0663191-5	1	COVER, front (Loaders #492 and up)
11	0915987-2	14	CAPSCREW, 1/2"NC x 1-1/2" (2 additional used on early units)
12	0915969-0	5	CAPSCREW, 1/2"NC x 3"
	0904208-6	19	LOCKWASHER, 1/2" (2 additional used on early units)
13	0654798-8	1	GASKET, front cover
14	0624695-3	3	PIN, dowel, front cover
15	0623804-2	3	RING, snap, dowel pin
16	0656466-0	1	FILLER, oil
17	0044249-1	9	CAPSCREW, 3/8"NC x 1-1/8"
18	0013058-9	1	CAPSCREW, 3/8"NC x 1-1/4"
	0911115-4	1	WASHER, plain, SAE std., 3/8"
	0904206-0	10	LOCKWASHER, 3/8"
			} Also attaches tube clip
19	0627346-0	1	GASKET, oil filler
20	0035250-0	1	PLUG, oil filler
21	-----	1	BREATHER ASSY. (Consists of items 23 thru 25)(Original equipment. Order item #37)
	0901767-4	1	COUPLING, pipe, 3/4"NPT
22	0656506-3	1	PIPE, breather extension
23	3002767-6	1	BASE, breather
24	3002769-2	1	ELEMENT, breather
25	3002768-4	1	CAP, breather
	0914172-2	1	SCREW, machine, #10-24NF x 1-1/4"
	0904203-7	1	LOCKWASHER, #10

(Continued)

TRANSMISSION CASE AND COVERS (Continued)

ITEM	PART NO.	QTY.	DESCRIPTION
26	0632793-6	1	PLUG, cup (4" diam.)(Loaders prior to #492)
	0632794-4	1	PLUG, cup (4-3/4" diam.)(Loaders #492 and up)
27	0632794-4	1	PLUG, cup (4-3/4" diam.)
28	0631885-1	1	COVER, hole (front, small)
29	0035439-9	2	CAPSCREW, 3/8"NC x 1"
	0904206-0	2	LOCKWASHER, 3/8"
30	0643810-5	1	GASKET, cover, small hole
31	0643081-3	1	COVER, hole (front, large)
32	0035439-9	6	CAPSCREW, 3/8"NC x 1"
	0904206-0	6	LOCKWASHER, 3/8"
33	0643080-5	1	GASKET, cover, large hole
34	0630584-1	1	COVER, hole (rear)
35	0914392-6	4	CAPSCREW, 5/16"NC x 1"
	0904205-2	4	LOCKWASHER, 5/16"
36	0624706-8	1	GASKET, rear cover
37	0679375-6	1	BREATHER ASSY. (Includes item 38 thru 40)(Service replacement)
	0901767-4	1	COUPLING, pipe, 3/4"NPT
38	0679115-6	1	ELEMENT
39	0679118-0	1	COVER
	0918470-6	1	NUT, wing
40	0678591-9	1	GASKET

MEMO

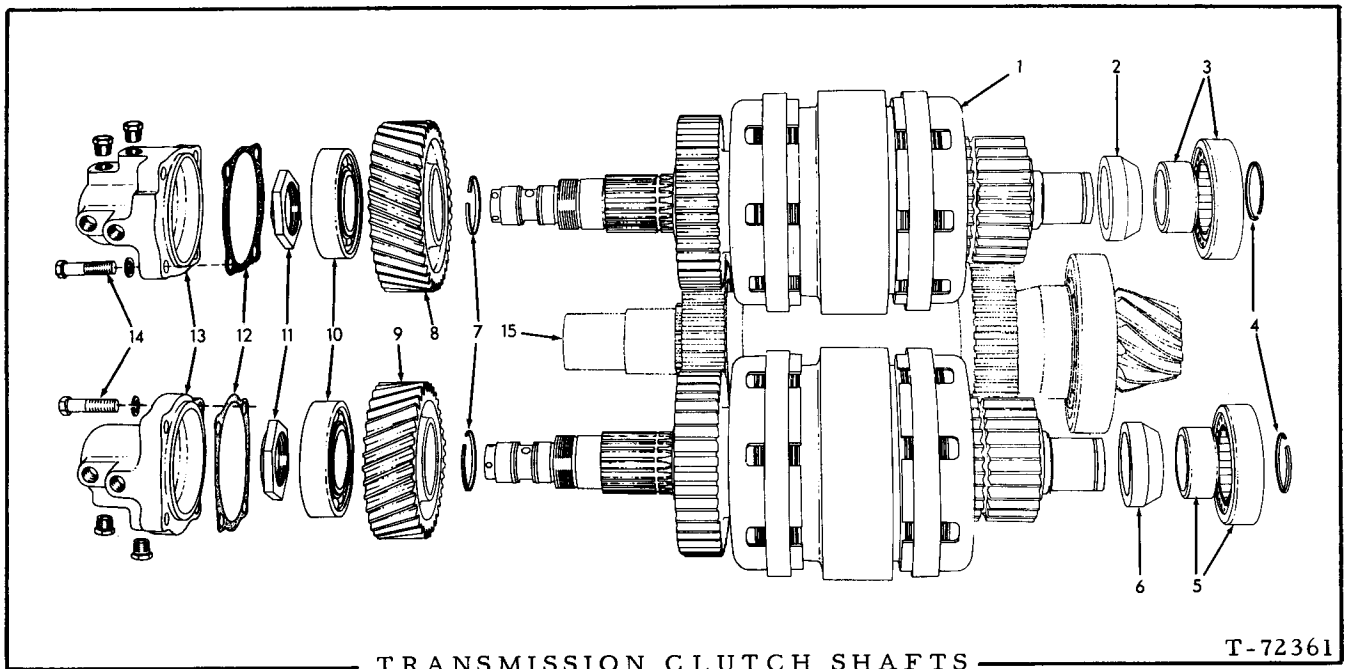


TRANSMISSION INPUT SHAFT

T-72367

* Loaders prior to serial No. 492
 ** Loaders serial No. 492 and up

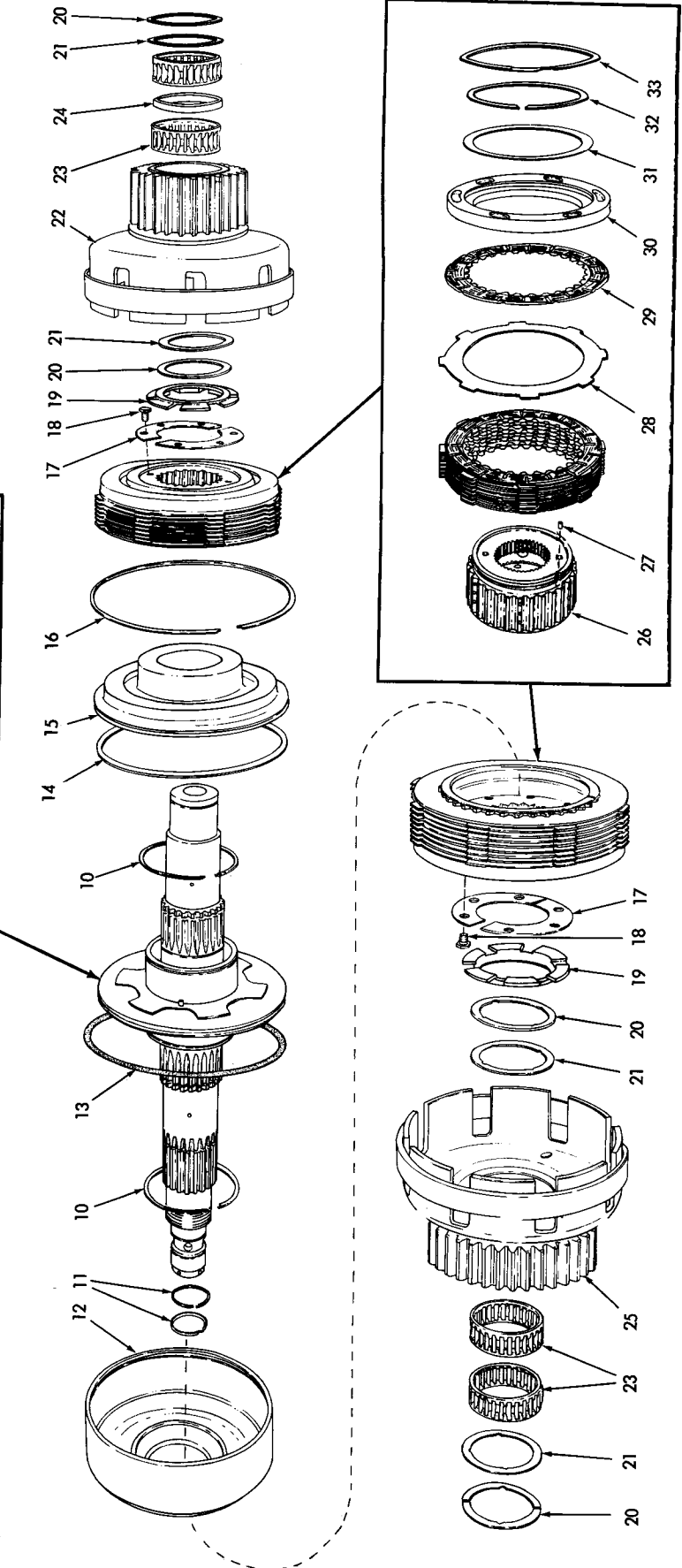
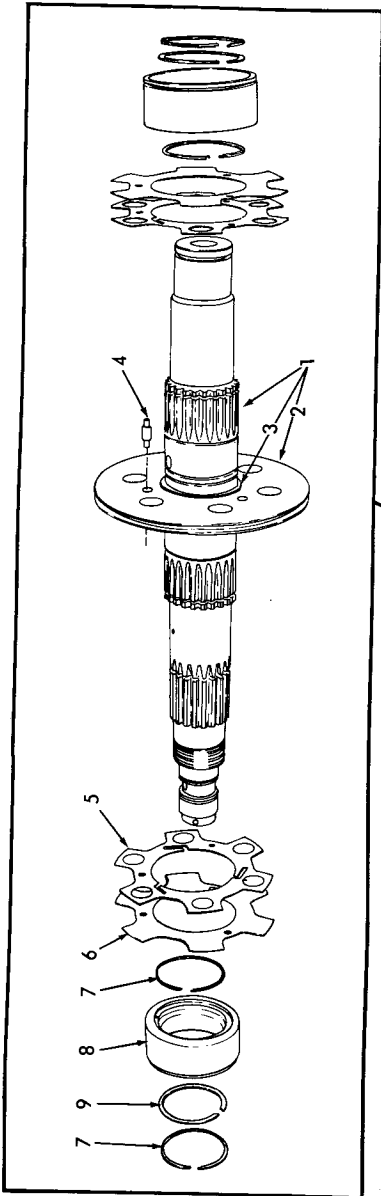
ITEM	PART NO.	QTY.		DESCRIPTION
		*	**	
1	623975	1	1	SHAFT
2	623976	1	1	SPACER, drive gear (wide)
3	623977	1	1	GEAR, drive (36 teeth)
4	623978	1	-	SPACER, drive gear (1/2" thick)
	662881	-	1	SPACER, drive gear (1/8" thick)
5	623979	1	-	BEARING, ball (3-1/2" O. D.)
	662954	-	1	BEARING, ball (3-15/16" O. D.)
6	641633	1	1	NUT, bearing retaining
7	623984	1	1	SLEEVE, wear, oil seal
8	628941	1	1	SEAL, oil, front end
9	623981	1	-	RETAINER, front oil seal
	662938	-	1	RETAINER, front oil seal
10	915987	5	5	CAPSCREW, 1/2"NC x 1-1/2"
	904208	5	5	LOCKWASHER, 1/2"
11	629287	1	-	GASKET, oil seal retainer
	662882	-	1	GASKET, oil seal retainer
12	623974	1	1	BEARING, roller
13	624783	1	1	RING, snap, shaft
14	638334	1	1	RETAINER, rear oil seal
15	638336	1	1	SEAL, oil, rear end



TRANSMISSION CLUTCH SHAFTS

T-72361

ITEM	PART NO.	QTY.	DESCRIPTION
1	-----	2	CLUTCH AND SHAFT ASSEMBLY (See page 115 for parts)
2	656432	1	SPACER, rear bearing, right clutch (1-1/8" long)(Loaders prior to # 492)
	656433	1	SPACER, rear bearing, right clutch (13/16" long)(Loaders # 492 and up)
3	091375	1	BEARING, roller, right clutch, rear (3-15/16" O. D.)(Loaders prior to # 492)
	623963	1	BEARING, roller, right clutch, rear (4-3/4" O. D.)(Loaders # 492 and up)
4	050292	2	RING, snap, clutch bearings, rear
5	623963	1	BEARING, roller, left clutch, rear
6	656433	1	SPACER, rear bearing, left clutch
7	623969	2	RING, snap, clutch shaft
8	623992	1	GEAR, driving, right clutch (38 teeth)
9	623965	1	GEAR, driving, left clutch(33 teeth)
10	647972	2	BEARING, ball, front end
11	639761	2	NUT, clutch shaft
12	629223	2	GASKET, oil collector
13	623967	2	COLLECTOR, oil
	920333	4	PLUG, pipe, hex-hd., 3/8"NPT
14	916313	8	CAPSCREW, 1/2"NC x 1-3/4"
	904208	8	LOCKWASHER, 1/2"
15	-----	-	See TRANSMISSION BEVEL PINION SHAFT



T-72362

CLUTCH AND SHAFT ASSEMBLY

CLUTCH AND SHAFT ASSEMBLY

USAGE: See page 113

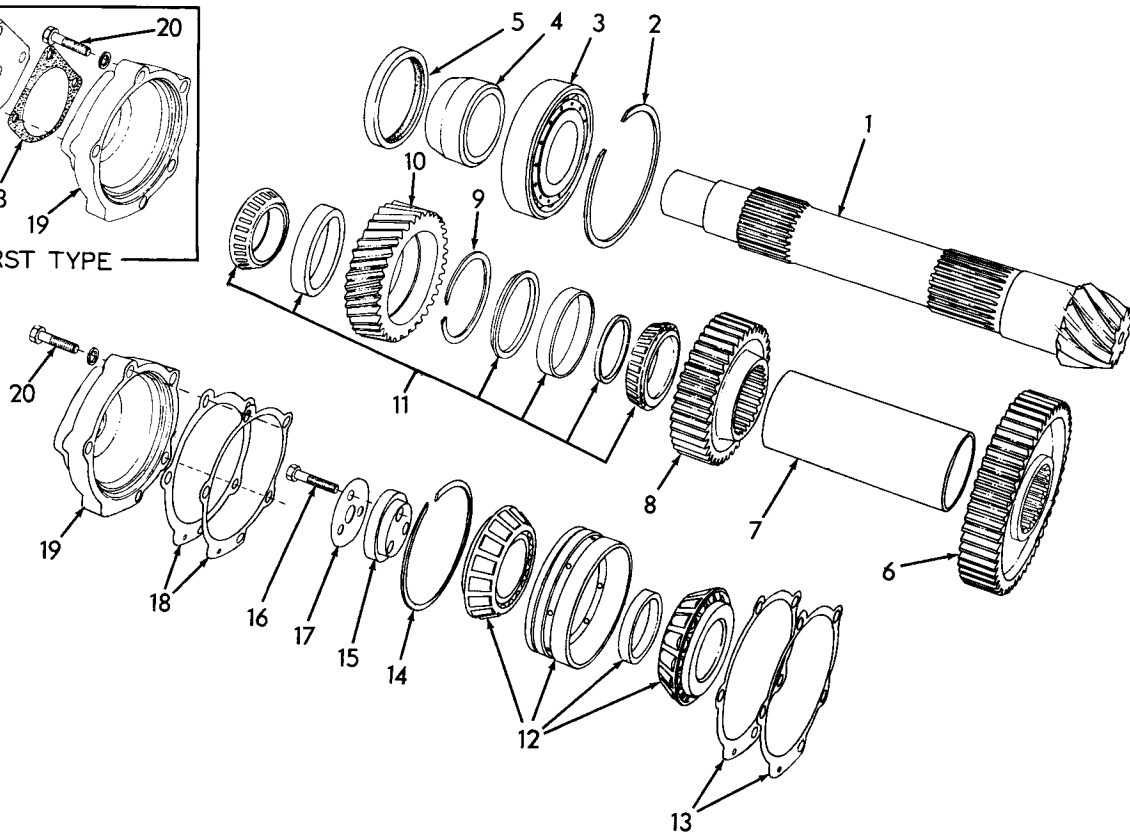
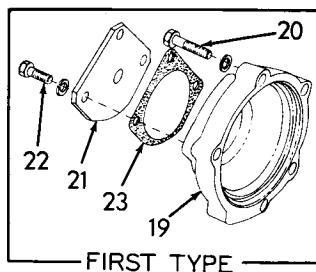
ITEM	PART NO.	QTY.	DESCRIPTION
			NOTE: All quantities indicated are for one (1) assembly only
-	0675511-0	2	CLUTCH AND SHAFT ASSY. (Includes items 1 thru 33)(Loaders prior to unit #1050)
	0675678-7	2	CLUTCH AND SHAFT ASSY. (Includes items 1 thru 33)(Loaders unit #1050 and up)
1	0651648-8	1	SHAFT ASSY. (Includes items 2 and 3)
2	0651644-7	1	PLATE
3	0629860-8	2	RING, snap, plate retaining
4	0651639-7	3	PIN, valve actuating (step type)
5	0651642-1	2	DISC, backing
6	0629853-3	2	DISC, valve
7	0647998-4	4	<input type="checkbox"/> RING, shaft sealing
8	0629859-0	2	PISTON, accelerating
9	0629860-8	2	RING, snap, piston retaining
10	0629861-6	2	<input type="checkbox"/> RING, sealing, accelerating piston
11	0643958-2	2	RING, sealing, shaft (small)
12	0629858-2	1	HOUSING, piston
13	0629856-6	1	<input type="checkbox"/> O-RING, shaft separator plate
14	0629855-8	1	<input type="checkbox"/> RING, sealing, actuating piston
15	0629852-5	1	PISTON, clutch actuating
16	0629854-1	1	RING, snap, actuating piston housing
17	0644797-3	4	RETAINER, clutch hub
18	0624251-5	4	BOLT (8 additional used on early units)
19	0669152-1	2	SPACER, clutch hub
20	0629873-1	4	WASHER, thrust
21	0629872-3	4	SPACER, thrust washer
22	0656464-5	1	GEAR AND DRUM ASSY., low speed (25 teeth)
23	3037615-6	4	BEARING, roller, clutch gear
24	0658627-5	1	SPACER, bearing
25	0656462-9	1	GEAR AND DRUM ASSY., high speed (37 teeth)

(Continued)

CLUTCH AND SHAFT ASSEMBLY (Continued)

ITEM	PART NO.	QTY.	DESCRIPTION
26	0629862-4	2	HUB ASSY., clutch (Serviced only as a unit)(Loaders prior to #507, excluding 460, 493, 496, 502. Order 0669576-1)
	0669576-1	2	HUB ASSY., clutch (Includes items 27, 30 thru 33)(Loaders #507 thru unit #1049, including 460, 493, 496, 502)
	0675674-6	2	HUB, clutch (Loader unit #1050 and up)
27	0624249-9	6	PIN, locking, back plate
28	0629864-0	16	PLATE, friction (steel)
29	0675510-2	18	PLATE, friction (bronze)
30	0629865-7	2	PLATE, back, clutch hub (Loaders prior to #507, excluding 460, 493, 496, 502. Order item 26)
	-----	2	PLATE, back, clutch hub (Loaders #507 thru unit #1049, including 460, 493, 496, 502. Order item 26)
	0675675-3	2	PLATE, back, clutch hub (Loader unit #1050 and up)
31	0669614-0	2	RETAINER, locking pin (Loaders prior to unit #1050)
32	0629867-3	2	RING, snap, clutch hub (Loaders prior to unit #1050)
	0927509-0	2	RING, snap, clutch hub (Loaders unit #1050 and up)
33	0629868-1	2	RING, snap, back plate (Loaders prior to unit #1050)
	0927508-2	2	RING, snap, back plate (Loaders unit #1050 and up)
34	0648027-1	-	RING KIT (Includes full set for one (1) shaft; items 7, 10, 13 and 14)

Components of item 34



TRANSMISSION BEVEL PINION SHAFT

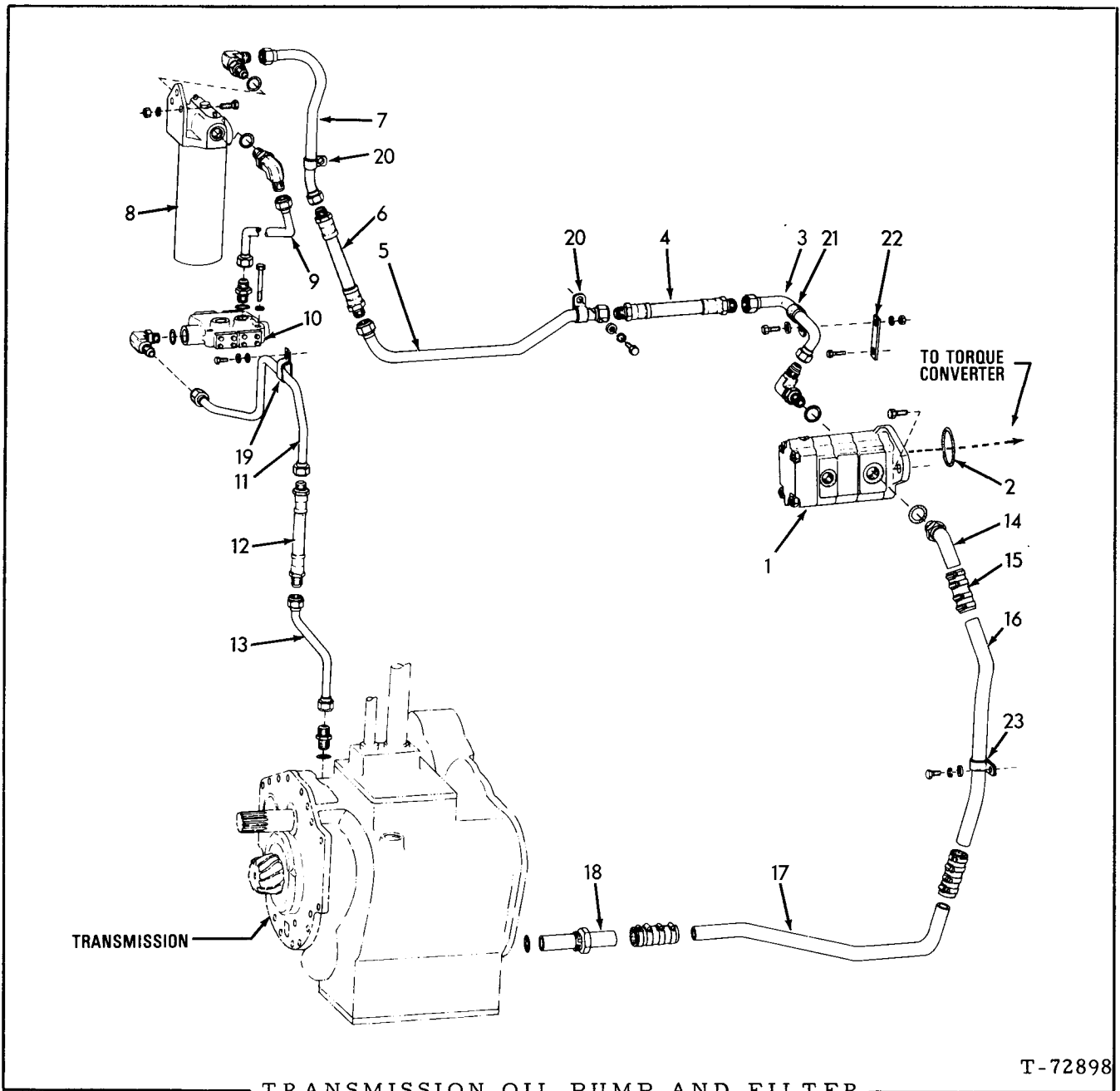
T-72363

ITEM	PART NO.	QTY.	DESCRIPTION
1	659391	1	PINION, bevel (9 teeth)
2	638335	1	RING, snap, bearing retaining
3	623991	1	BEARING, roller, rear end
4	623947	1	SLEEVE, spacing, low speed gear
5	623971	1	SEAL, oil
6	656436	1	GEAR, low speed (55 teeth)
7	623945	1	SLEEVE, gear spacing
8	656434	1	GEAR, high speed (43 teeth)
9	634670	1	RING, snap, idling gear
10	623968	1	GEAR, idling (36 teeth)
11	650724	1	BEARING ASSEMBLY, roller, idling gear (Consists of 2 roller assemblies, 2 cups and 2 spacers. Serviced only as a unit)

(Continued)

TRANSMISSION BEVEL PINION SHAFT (Continued)

ITEM	PART NO.	QTY.	DESCRIPTION	
12	082343	1	BEARING, roller, front end (Consists of 2 roller assemblies, 1 cup and 1 spacer. Serviced only as a unit)	
13	623953	3	SHIM, pinion adjustment (.005" thick)	} Use as required
	623954	7	SHIM, pinion adjustment (.007" thick)	
	623955	10	SHIM, pinion adjustment (.010" thick)	
14	048705	1	RING, snap, front bearing	
15	643028	1	WASHER, end	
16	035073	3	CAPSCREW, 1/2"NF x 1-3/4"	
17	632166	1	PLATE, capscrew locking	
18	623956	4	SHIM, bearing retainer (.005" thick)	} Use as req'd
	623957	3	SHIM, bearing retainer (.007" thick)	
19	623959	1	RETAINER, front bearing (Loaders prior to #1001)	
	623959	1	RETAINER, front bearing (Loaders prior to #1001)	
	667386	1	RETAINER, front bearing (Loader units #01001 and up)	
20	035712	5	CAPSCREW, 1/2"NC x 2-1/4"	
	904208	5	LOCKWASHER, 1/2"	
21	660767	1	COVER, front bearing retainer	} Loaders prior to #1001)
22	035439	3	CAPSCREW, 3/8"NC x 1"	
	904206	3	LOCKWASHER, 3/8"	
23	632065	1	GASKET, cover	



TRANSMISSION OIL PUMP AND FILTER

T-72898

ITEM	PART NO.	QTY.	DESCRIPTION
1	-----	1	PUMP ASSEMBLY, oil (See page 123 for parts)
	920582	2	CAPSCREW, 1/2"NC x 1-1/4"
2	923587	1	O-RING, pump mounting
3	656473	1	TUBE ASSEMBLY, pump to filter, front (Includes nuts)
	923713	1	ELBOW, adjustable, 90°, flare type, 1" tube, 1-5/8" straight thd. (Includes washer, nut and O-RING 923879)
4	662982	1	HOSE, pump to filter line, front
5	656472	1	TUBE ASSEMBLY, pump to filter, center (Includes nuts)
6	656246	1	HOSE, pump to filter line, rear (See HOSE PARTS)

(Continued)

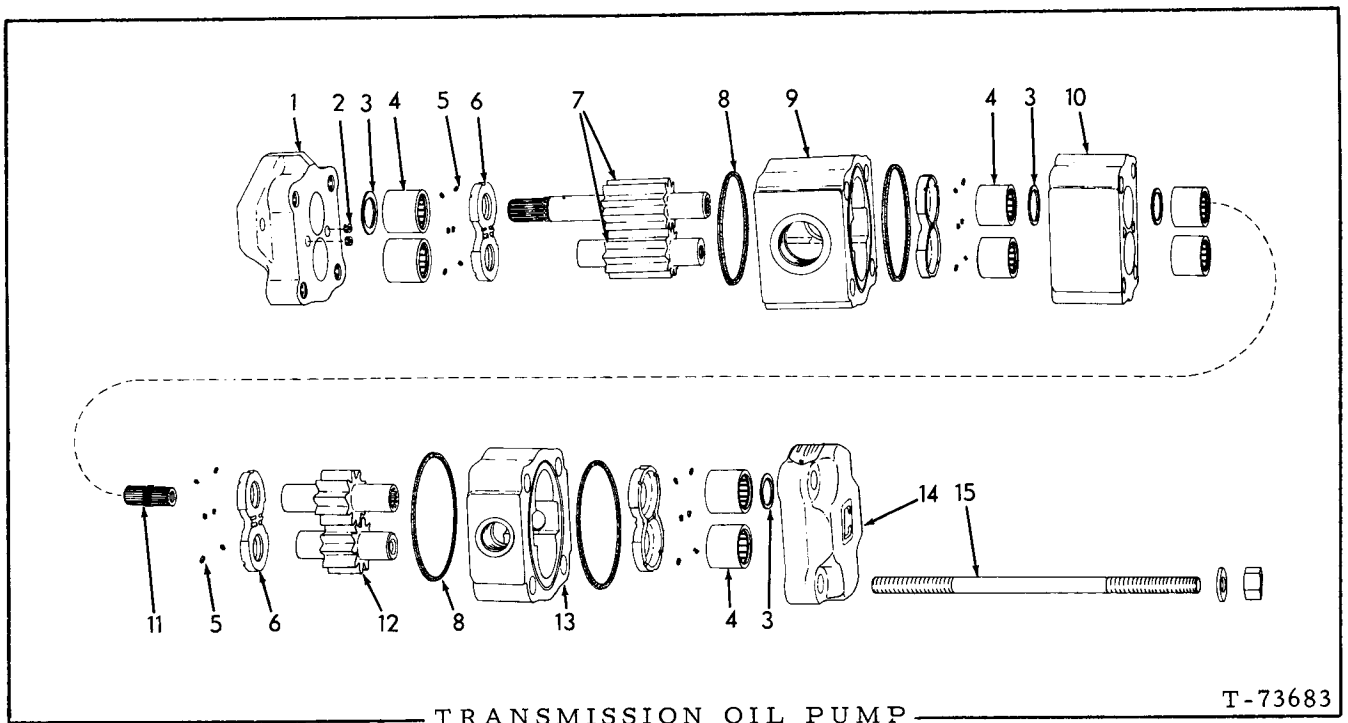
TRANSMISSION OIL PUMP AND FILTER (Continued)

ITEM	PART NO.	QTY.	DESCRIPTION
7	0656470-2	1	TUBE ASSY., pump to filter, rear (Includes nuts)
	0921227-5	1	ELBOW, adjustable, 90°, flare type, 1" tube, 1-5/16"NF (Includes washer, nut and O-RING 0921214-3)
8	0650397-3	1	FILTER ASSY., oil (See page 125 for parts)(Used prior to loader #305. Order FILTER ASSY. 0659519-3)
	0659519-3	1	FILTER ASSY., oil (See page 125 for parts)(Effective with loader #305)
	0035061-1	3	CAPSCREW, 1/2"NC x 1-1/4"
	0904208-6	3	LOCKWASHER, 1/2"
	0911028-9	3	NUT, 1/2"NC
9	0656469-4	1	TUBE ASSY., filter to valve (Includes nuts)
	0921227-5	1	ELBOW, adjustable, 90°, flare type, 1" tube, 1-5/16"NF (Includes washer, nut and O-RING 0921214-3)
	0921228-3	1	CONNECTOR, flare type, 1" tube, 1-5/16"NF (Includes O-RING 0921214-3)
10	-----	1	VALVE ASSY., pressure relief (See page 124 for parts)
	-----	1	VALVE ASSY., pressure relief (See page 124 for parts)
	0922848-7	3	CAPSCREW, 3/8"NC x 3-1/4"
	0910287-2	3	LOCKWASHER, 3/8"
11	0656471-0	1	TUBE ASSY., valve to transmission, upper (Includes nuts)
	0921203-6	1	ELBOW, adjustable, 90°, flare type, 3/4" tube, 1-1/16"NF (Includes washer, nut and O-RING 0921206-9)
12	0656237-5	1	HOSE, valve to transmission line (See HOSE PARTS)
13	0656475-1	1	TUBE ASSY., valve to transmission, lower (Includes nuts)
	0922997-2	1	CONNECTOR, flare type, 3/4" tube, 1-5/16"NF (Includes O-RING 0921214-3)
14	0662983-6	1	ELBOW, suction line, upper (Includes O-RING 0921887-6)
	0921887-6	1	O-RING, elbow sealing
15	0631788-7	3	HOSE, suction line
	0921912-2	12	CLAMP, hose, 1-1/16" to 2" diam.
16	0654307-8	1	TUBE, suction line, upper
17	0654306-0	1	TUBE, suction line, lower
18	0641849-5	1	ADAPTER, suction line, lower (Includes O-RING 0921887-6)
	0921887-6	1	O-RING, adapter sealing
19	0643941-8	1	CLIP, tube supporting (For two 3/4" diam. tubes)
	0922262-1	1	CAPSCREW, 3/8"NC x 7/8"
	0910287-2	1	LOCKWASHER, 3/8"
	0911115-4	1	WASHER, plain, SAE std., 3/8"
20	0638780-7	2	CLIP, tube supporting (1" diam.)
	0922262-1	1	CAPSCREW, 3/8"NC x 7/8"
	0910287-2	1	LOCKWASHER, 3/8"
	0911115-4	1	WASHER, plain, SAE std., 3/8"

(Continued)

TRANSMISSION OIL PUMP AND FILTER (Continued)

ITEM	PART NO.	QTY.	DESCRIPTION
21	0095869-4	1	CLIP, tube supporting (1-1/4" diam.)
	0035221-1	1	CAPSCREW, 1/2"NC x 1"
	0910244-3	1	WASHER, plain, SAE std., 1/2"
	0904208-6	1	LOCKWASHER, 1/2"
	0911028-9	1	NUT, 1/2"NC
22	0662995-0	1	STRAP, tube supporting
	0070960-0	1	CAPSCREW, 3/8"NC x 1-1/2"
	0904206-0	1	LOCKWASHER, 3/8"
	0044973-6	1	WASHER, plain
23	0645638-8	1	CLIP, tube supporting (1-9/16" diam.)
	0921175-6	1	CAPSCREW, 1/2"NC x 1"
	0912441-3	1	LOCKWASHER, 1/2"
	0910244-3	1	WASHER, plain, SAE std., 1/2"

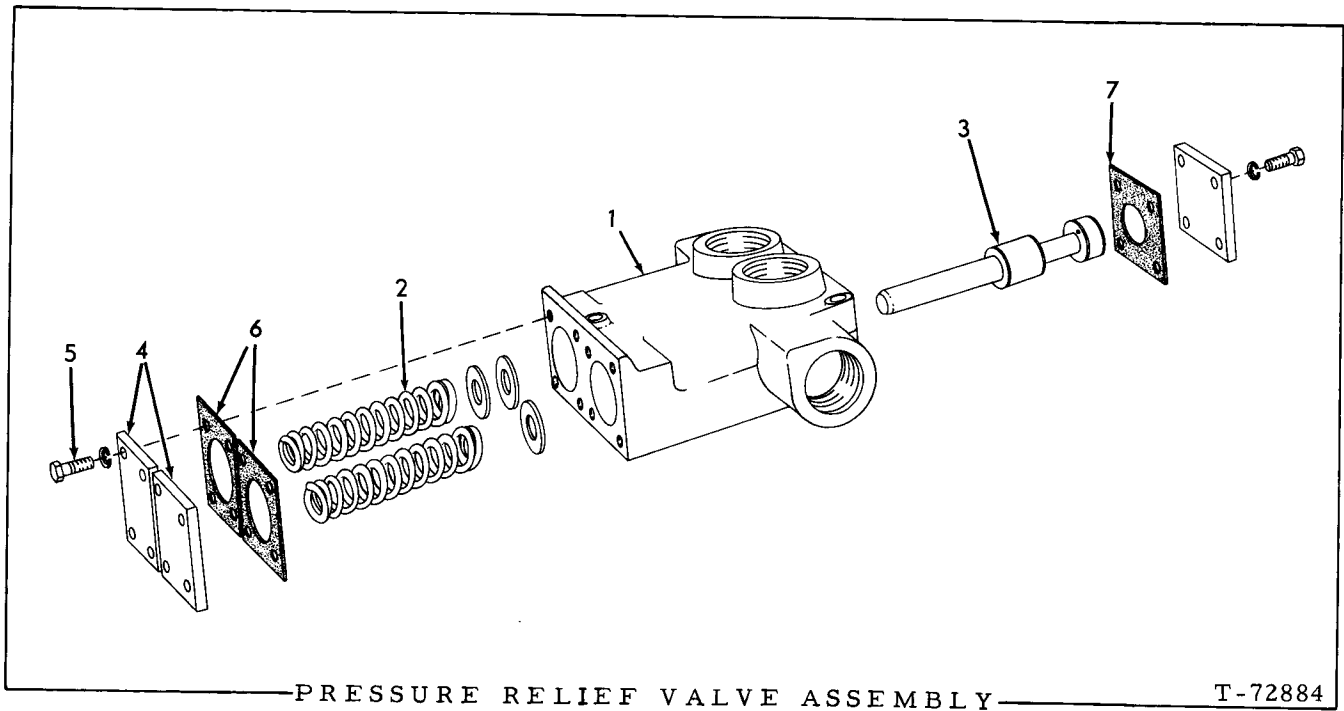


TRANSMISSION OIL PUMP

T-73683

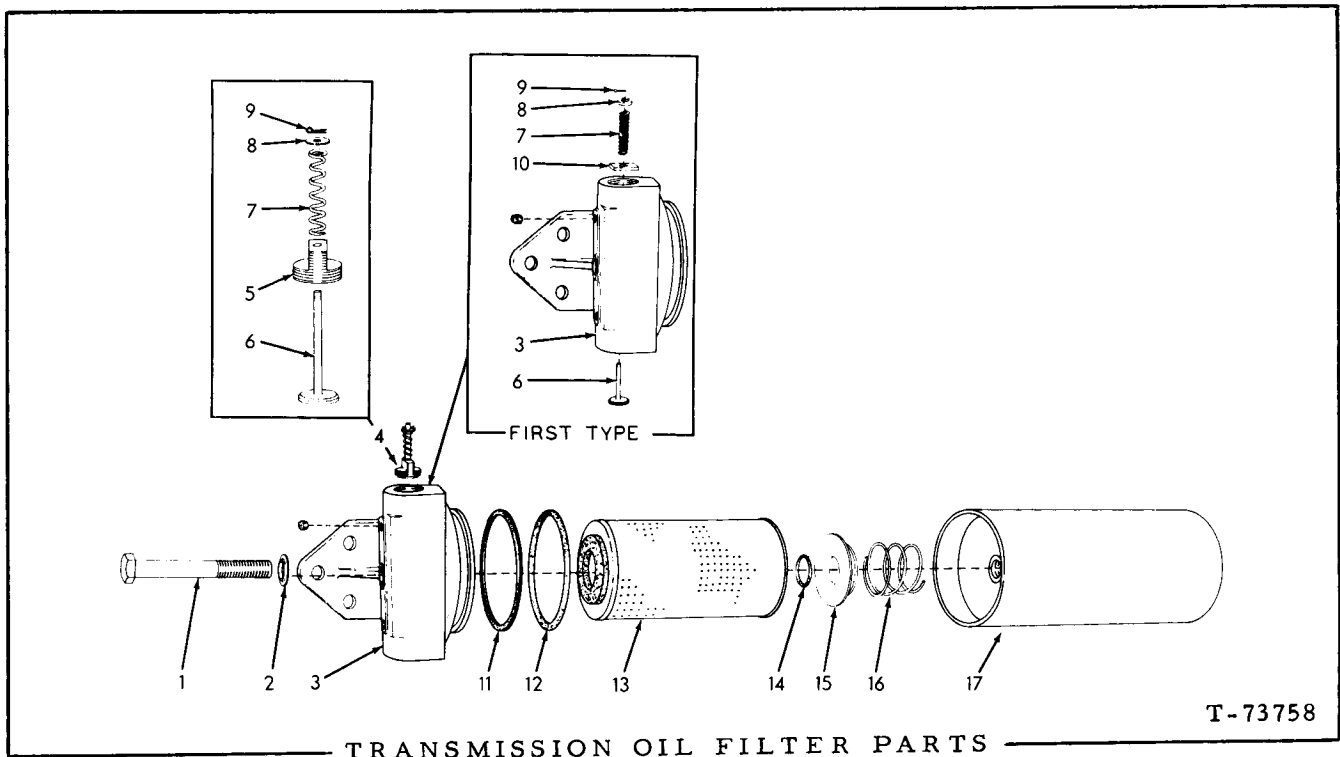
USAGE: See page 120

ITEM	PART NO.	QTY.	DESCRIPTION
-	0662814-3	1	PUMP ASSY. (Includes items 1 thru 15)
1	0664027-0	1	COVER, drive end
2	0194324-0	2	SETSCREW, end cover
3	3053766-6	1	KIT, seal (Consists of 4 seal)
4	3045977-0	8	BEARING, roller
5	3046521-5	24	SEAL, thrust plate
6	3045963-0	4	PLATE, thrust
7	0664025-4	1	GEAR SET, front pump (Consists of 2 matched gears. Includes shafts)
8	0926813-7	4	SEAL, gear housing
9	0664026-2	1	HOUSING, front pump
10	0664024-7	1	CARRIER, center bearings
11	0664020-5	1	SHAFT, coupling
12	0664021-3	1	GEAR SET, rear pump (Consists of 2 matched gears. Includes shafts)
13	0664023-9	1	HOUSING, rear pump
14	0194321-6	1	COVER, rear end
15	0664019-7	4	STUD
	0668231-4	4	NUT, 5/8"NC
	0659494-9	4	WASHER, plain



USAGE: See page 120

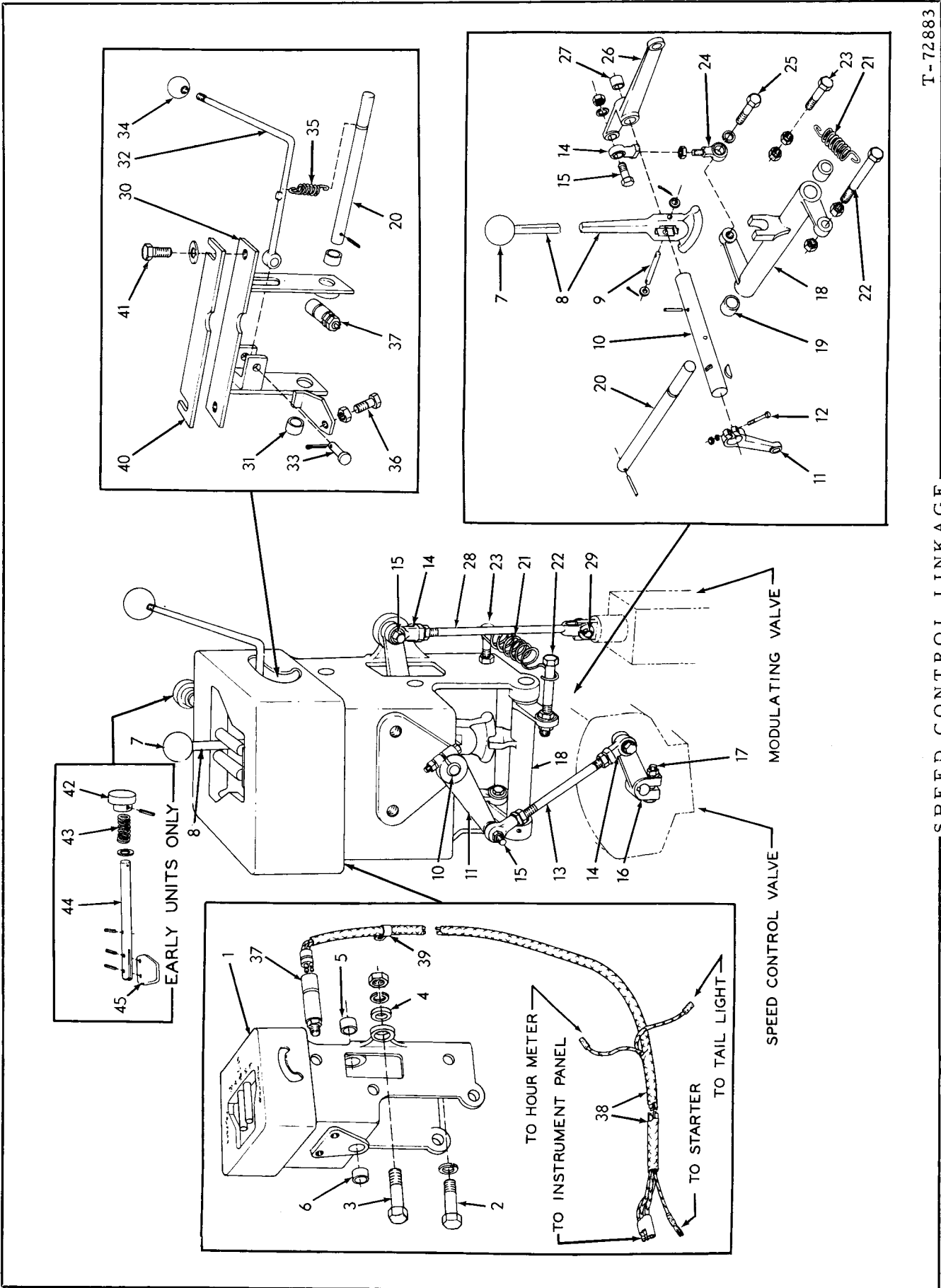
ITEM	PART NO.	QTY.	DESCRIPTION
-	0656468-6	1	VALVE ASSY. (Includes items 1 thru 7)(Loaders prior to unit #1001)
	0676215-7	1	VALVE ASSY. (Includes items 1 thru 7)(Loaders unit #1001 and up)
1	0656467-8	1	HOUSING, valve (Loaders prior to unit #1001)
	0676214-0	1	HOUSING, valve (Loader unit #1001 and up)
2	0656808-3	2	SPRING, spool
	0910819-2	8	WASHER, plain (Use as required)
3	0647000-9	2	SPOOL, valve
4	0629408-6	4	COVER, valve
5	0045312-6	16	CAPSCREW, 5/16"NC x 3/4"
	0904205-2	16	LOCKWASHER, 5/16"
6	0629409-4	2	GASKET, spring cover
7	0629414-4	2	GASKET, spool cover



T-73758

* 650397 FILTER ASSY. (First type)
 ** 659519 FILTER ASSY. (Second type) } See page 120

ITEM	PART NO.	* QTY.	**	DESCRIPTION
1	923438	1	1	CAPSCREW, tank retaining (3/4" NF x 5-1/2")
2	641029	1	1	WASHER, tank retaining capscREW
3	650427	1	-	HEAD ASSEMBLY (Includes items 6 thru 10 and PLUGS indented below)(Order HEAD ASSY. 659514 and item 4)
	659514	-	1	HEAD
	901652	2	2	PLUG, pipe, 1/4" NPT
4	661534	-	1	VALVE ASSEMBLY, by-pass (Consists of items 5 thru 9)
5	-----	-	1	HOUSING, by-pass valve (Not serviced separately)
6	650853	1	-	VALVE, by-pass
	-----	-	1	VALVE, by-pass (Not serviced separately)
7	650430	1	-	SPRING, by-pass valve
	661268	-	1	SPRING, by-pass valve
8	632060	1	1	WASHER, by-pass valve spring
9	900970	1	1	PIN, cotter, 1/16" x 1/2"
10	650431	1	-	SPANNER, by-pass valve spring
11	646532	1	1	RING, back-up
12	923836	1	1	O-RING, filter head
13	640780	1	1	ELEMENT KIT (Includes items 2, 11 and 12)
14	923649	1	1	O-RING, element seating plate
15	641031	1	1	PLATE, element seating
16	641027	1	1	SPRING, element seating plate
17	650428	1	1	TANK



T-72883

SPEED CONTROL LINKAGE

SPEED CONTROL LINKAGE

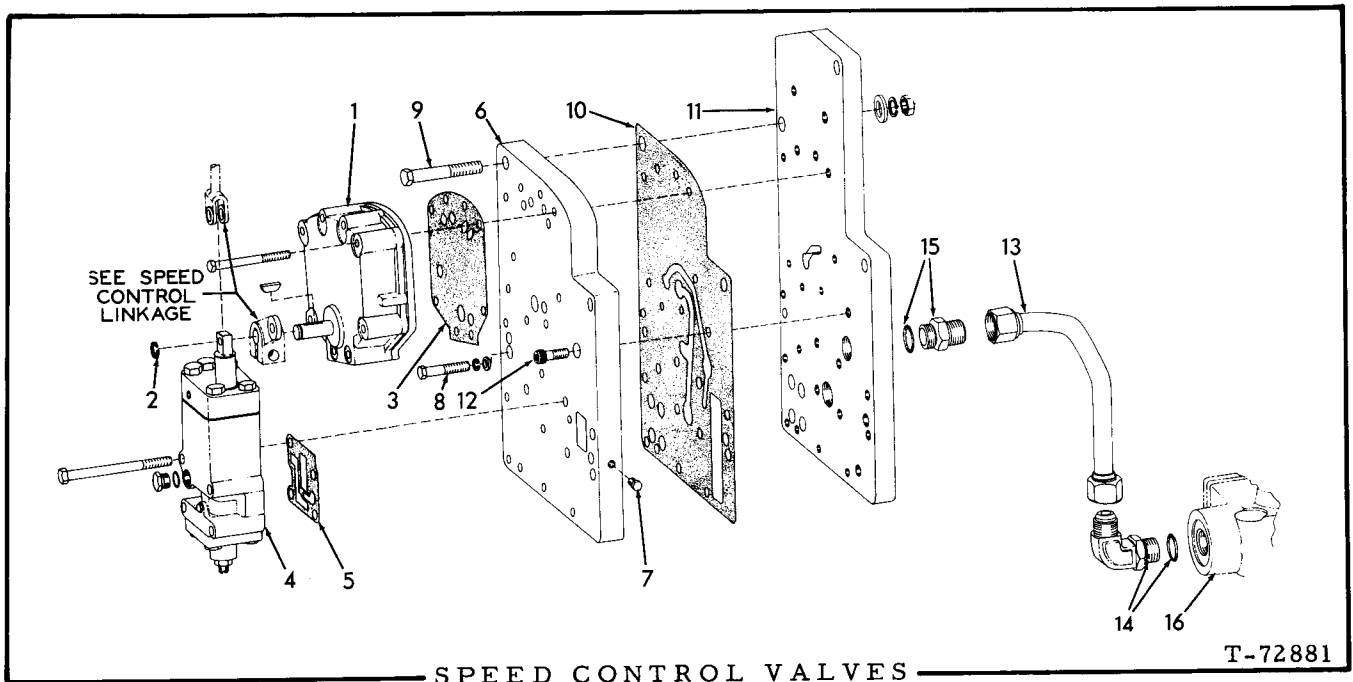
ITEM	PART NO.	QTY.	DESCRIPTION
1	0655777-1	1	GUIDE ASSY., control (Includes items 5 and 6)
2	0035061-1	2	CAPSCREW, 1/2"NC x 1-1/4"
3	0035068-6	1	CAPSCREW, 1/2"NF x 2-1/4"
4	0064531-7	1	WASHER, plain
	0904208-6	3	LOCKWASHER, 1/2"
	0911043-8	1	NUT, 1/2"NF
5	0639785-5	1	BUSHING, control guide, front
6	0628157-0	1	BUSHING, control guide, rear
7	0629709-7	1	KNOB, speed shift lever
8	0639766-5	1	LEVER, speed shift
9	0656155-9	1	PIN, lever pivot
	0911115-4	2	WASHER, plain, SAE std., 3/8"
	0900806-1	2	PIN, cotter, 1/8" x 1"
10	0656159-1	1	SHAFT, speed shift lever
	0915989-8	1	PIN, spring, 3/16" x 1-3/8"
11	0639775-6	1	LEVER, control valve, upper
	0905123-6	1	KEY, #9 woodruff, 3/16" x 3/4"
12	0046419-8	1	CAPSCREW, 3/8"NF x 2"
	0904206-0	1	LOCKWASHER, 3/8"
	0911041-2	1	NUT, 3/8"NF
13	0639778-0	1	ROD, control valve
	0911048-7	2	NUT, 3/8"NF
14	0617932-9	4	END, rod (female)
15	0036039-6	4	CAPSCREW, 3/8"NF x 1-3/8"
	0904206-0	4	LOCKWASHER, 3/8"
	0911041-2	4	NUT, 3/8"NF
16	0639753-3	1	LEVER, control valve, lower
17	0203188-8	1	CAPSCREW, 3/8"NF x 1-1/2"
	0904206-0	1	LOCKWASHER, 3/8"
	0911041-2	1	NUT, 3/8"NF
18	0644064-8	1	BELLCRANK ASSY., speed shift lever (Includes item 19)
19	0637286-6	2	BUSHING, bellcrank
20	0639790-5	2	SHAFT, pivot
	0919761-7	2	PIN, spring, 1/8" x 1-1/4"
21	0640637-5	1	SPRING, bellcrank
22	0099575-3	1	CAPSCREW, bellcrank spring (3/8"NF x 2-1/4")
	0911048-7	2	NUT, jam, 3/8"NF
23	0012992-4	1	CAPSCREW, bellcrank spring (3/8"NF x 1-1/4")
	0911048-7	2	NUT, jam, 3/8"NF
24	0639916-6	1	END, rod (male)
	0911048-7	1	NUT, jam, 3/8"NF
25	0012992-4	1	CAPSCREW, 3/8"NF x 1-1/4"
	0904206-0	1	LOCKWASHER, 3/8"

(Continued)

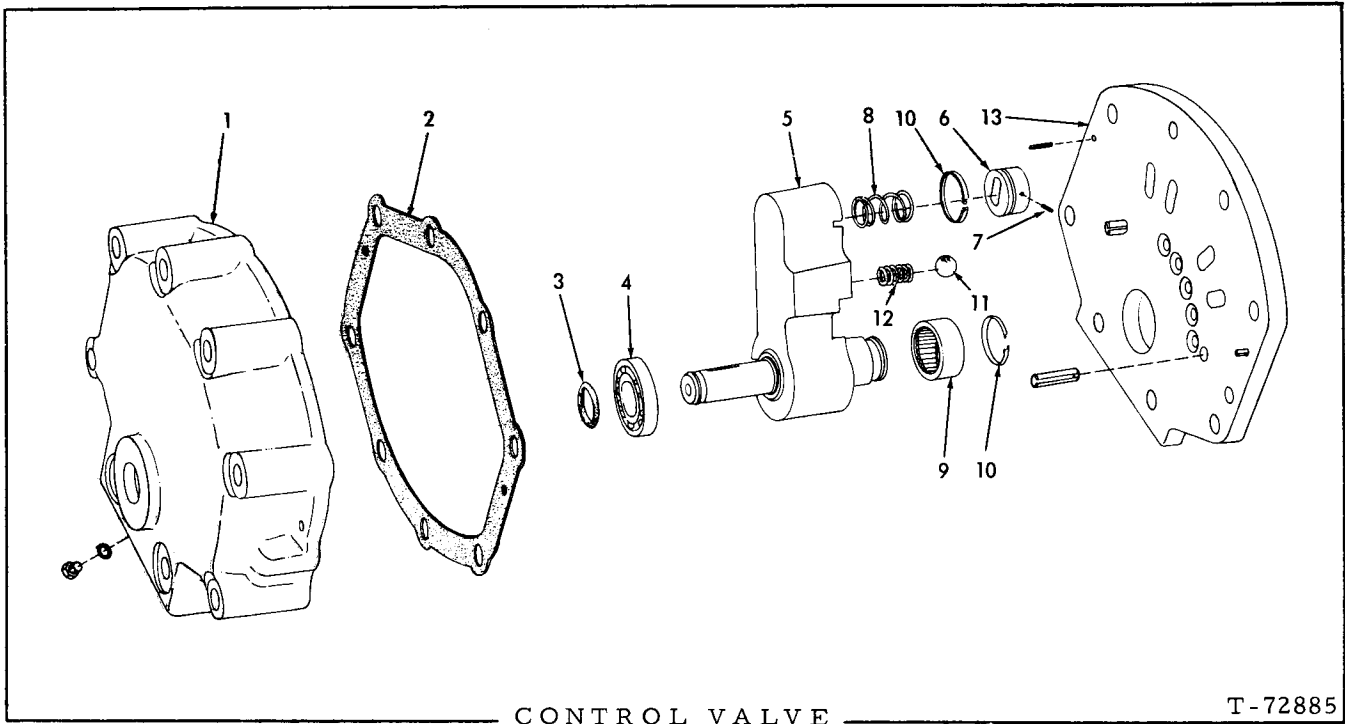
SPEED CONTROL LINKAGE (Continued)

ITEM	PART NO.	QTY.	DESCRIPTION
26	639784	1	BELLCRANK ASSEMBLY, modulating valve rod (Includes item 27)
27	628157	1	BUSHING, bellcrank
28	655662	1	ROD, modulating valve
	911048	1	NUT, jam, 3/8"NF
29	078810	1	PIN, yoke, 3/8" diam.
	900801	1	PIN, cotter, 3/32" x 3/4"
30	644065	1	BRACKET ASSEMBLY, neutral lock (Includes item 31)
31	637286	2	BUSHING, neutral lock bracket
32	639839	1	LEVER, neutral lock
33	078810	1	PIN, yoke, 3/8" diam.
	900801	1	PIN, cotter, 3/32" x 3/4"
34	632038	1	KNOB, neutral lock lever
35	641008	1	SPRING, neutral lock lever
36	036034	1	CAPSCREW, neutral lock bracket (3/8"NF x 1")
	911048	1	NUT, jam, 3/8"NF
37	631844	1	SWITCH, safety (Includes mounting nuts)
38	656508	1	HARNESS, wiring, safety switch
39	640676	3	CLIP, safety switch wiring harness (5/16" diam., 13/32" bolt-hole)
	035244	1	CAPSCREW, 3/8"NC x 3/4"
	904206	1	LOCKWASHER, 3/8"
	911115	1	WASHER, plain, SAE std., 3/8"
40	641979	1	BAR, adjustment, neutral lock bracket
41	036032	2	CAPSCREW, 3/8"NF x 3/4"
	911115	2	WASHER, plain, SAE std., 3/8"
42	655666	1	KNOB, PTO lockout rod
	918111	1	PIN, spring, 1/8" x 1"
43	653701	1	SPRING, PTO lockout rod
44	655779	1	ROD, PTO lockout
	916168	1	PIN, spring, 1/8" x 3/4"
	910244	1	WASHER, plain, SAE std., 1/2"
45	655663	1	PLATE, PTO lockout
	918547	2	PIN, spring, 1/8" x 1/2"

} Used prior to loader #367 only



ITEM	PART NO.	QTY.	DESCRIPTION
1	-----	1	VALVE ASSEMBLY, speed control (See page 130 for parts)
	905123	1	KEY, #9 woodruff, 3/16" x 3/4"
	917605	8	CAPSCREW, 5/16"NC x 3-1/4"
2	639946	1	RING, snap, speed control valve
3	639882	1	GASKET, speed control valve
4	658000	1	VALVE ASSEMBLY, clutch modulating (See page 131 for parts)
	921573	1	PLUG, 3/4" straight thread (Includes O-RING 921349)
	918778	4	CAPSCREW, 3/8"NC x 4-3/4"
5	658008	1	GASKET, modulating valve
6	656427	1	PLATE, manifold
7	651036	1	PLUG, pipe, hex-hd., 1/4"NPT
8	053616	9	CAPSCREW, 3/8"NC x 1-3/4"
	911115	9	WASHER, plain, SAE std., 3/8"
9	035278	3	CAPSCREW, 1/2"NF x 2-3/4"
	064531	3	WASHER, plain
	904208	3	LOCKWASHER, 1/2"
	911043	3	NUT, 1/2"NF
10	656422	1	GASKET, manifold plate
11	656428	1	PLATE, mounting
12	653706	1	CAPSCREW, hex-socket-hd., 3/8"NC x 1-1/8"
13	655672	1	TUBE ASSEMBLY, oil supply (Includes nuts)
14	921203	1	ELBOW, adjustable, 90°, flare type, 3/4" tube, 1-1/16" straight male thread (Includes washer, nut and O-RING 921206)
15	921217	1	CONNECTOR, flare type, 3/4" tube, 1-1/16" straight male thread (Includes O-RING 921206)
16	-----	-	TRANSMISSION PRESSURE RELIEF VALVE



CONTROL VALVE

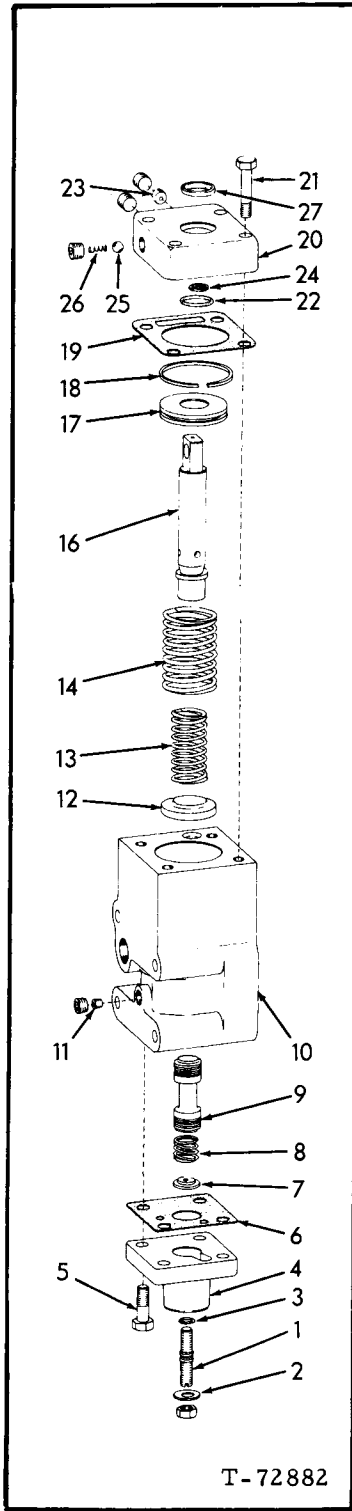
T-72885

USAGE: See page 129

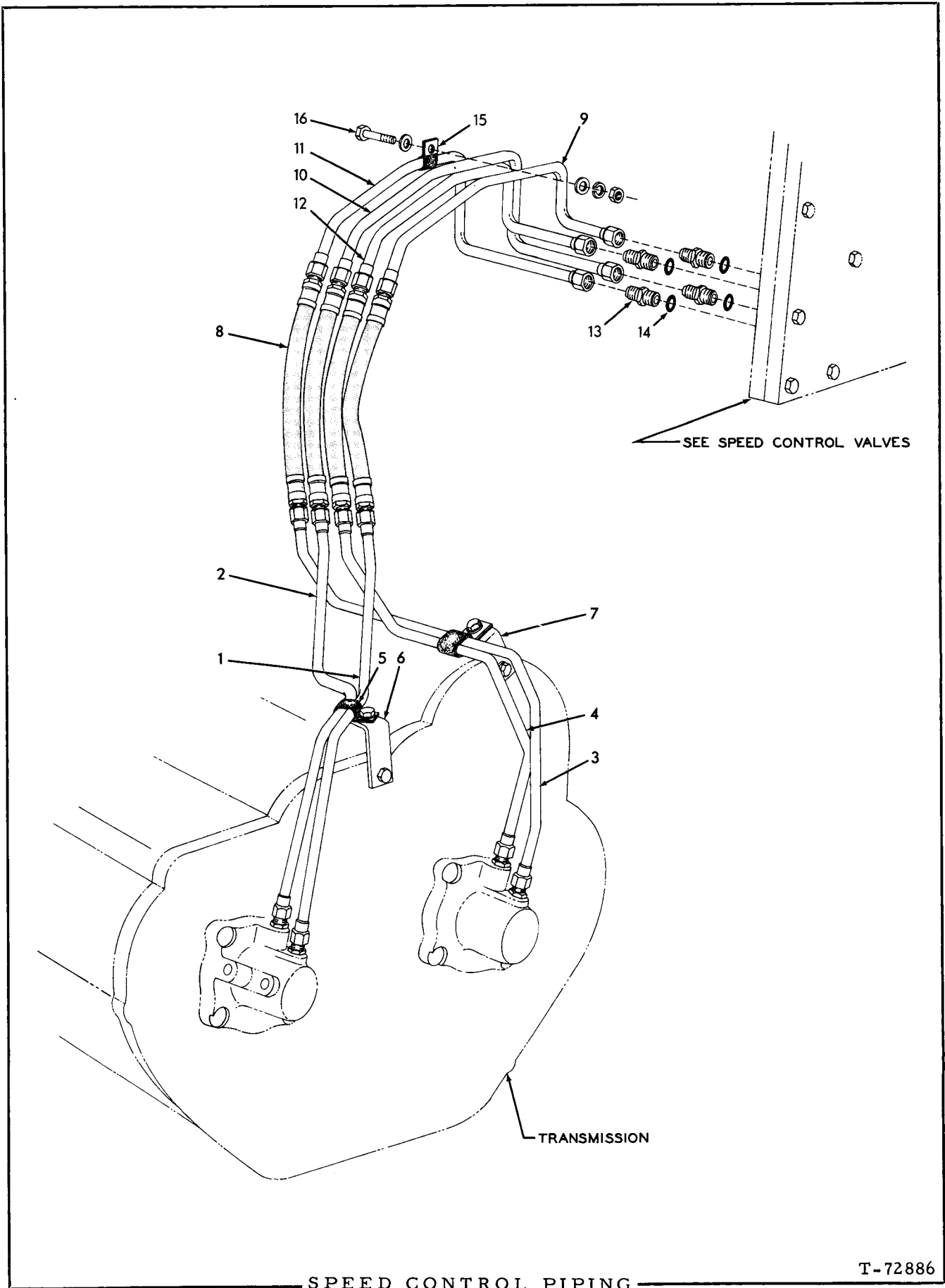
ITEM	PART NO.	QTY.	DESCRIPTION
-	0656420-7	1	VALVE ASSY. (Includes items 1 thru 13)
1	0656702-8	1	COVER
	0923166-3	1	PLUG, hex-hd., 7/16"NF (Includes O-RING)
	0921883-5	1	O-RING, plug
2	0644276-8	1	GASKET, cover
3	0186266-3	1	O-RING, valve shaft
4	0186668-0	1	BEARING, ball, valve cover
5	0639846-5	1	SHAFT ASSY. (Includes arm and pin)
6	0639919-0	1	WIPER
7	0639976-0	1	PIN, spring, wiper (1/16" x 1/4")
8	0639969-5	1	SPRING, wiper
9	0050442-3	1	BEARING, roller, adapter
10	0637623-0	2	RING, sealing, valve shaft and wiper
11	0915905-4	1	BALL, steel (3/8" diam.)
12	0642849-4	1	SPRING, detent ball
13	0656367-0	1	ADAPTER
	0918547-1	2	PIN, spring, 1/8" x 1/2" (dowel)
	0919347-5	2	PIN, spring, 1/4" x 5/8" (stop)

MODULATING VALVE ASSEMBLY 658000

USAGE: See page 129

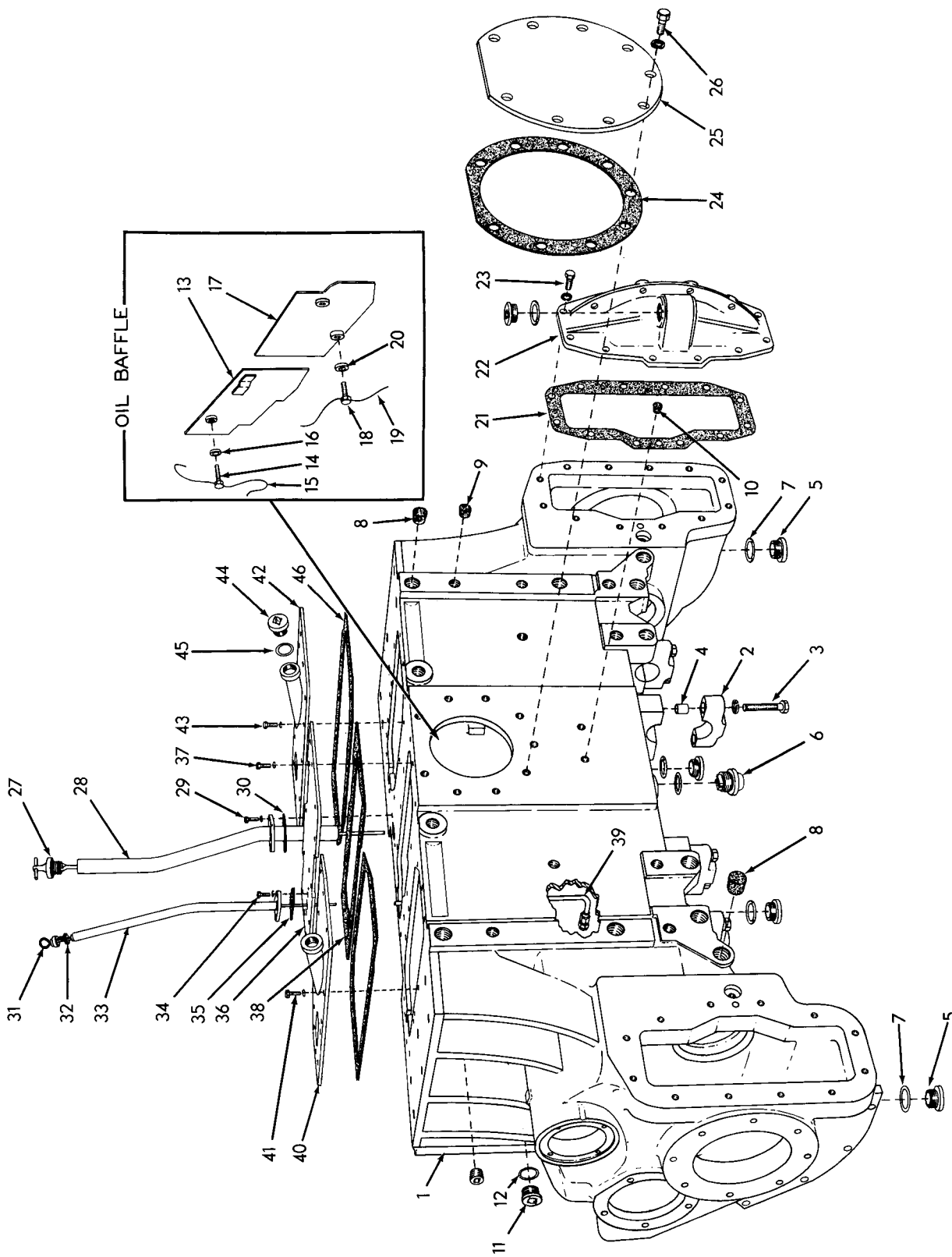


ITEM	PART NO.	QTY.	DESCRIPTION
1	658012	1	SCREW, valve adjusting
	914321	1	NUT, jam, 5/16"NC
2	3046938	1	WASHER
3	3037741	1	O-RING, adjusting screw sealing
4	658006	1	COVER, lower
5	045295	4	CAPSCREW, 5/16"NC x 1"
6	658010	1	GASKET, lower cover
7	658014	1	SEAT, spool spring
8	658016	1	SPRING, valve spool
9	682371	1	SPOOL, valve
10	658004	1	BODY
	910231	1	PLUG, hex-socket, 1/8"NPT
11	188168	1	PLUG, orifice body
12	658019	1	SEAT, spring
13	659135	1	SPRING, inner
14	658017	1	SPRING, outer
16	658015	1	STEM, valve operating
17	658011	1	PISTON
18	3034905	1	RING, piston
19	658009	1	GASKET, upper cover
20	658007	1	COVER, upper
	910231	3	PLUG, pipe, hex-socket, 1/8"NPT
21	046321	4	CAPSCREW, 5/16"NC x 1-1/2"
22	923719	1	O-RING, stem sealing
23	661237	1	PLUG, orifice, upper cover
24	639939	1	FILTER, oil
25	915904	1	BALL
26	658005	1	SPRING
27	186392	1	SEAL, wiper



SPEED CONTROL PIPING

ITEM	PART NO.	QTY.	DESCRIPTION
1	0655675-7	1	TUBE ASSY., 1st forward, lower (Includes nuts)
	0919063-8	1	CONNECTOR, flare type, 1/2" tube, 3/8" NPT male
2	0655670-8	1	TUBE ASSY., 2nd forward, lower (Includes nuts)
	0919063-8	1	CONNECTOR, flare type, 1/2" tube, 3/8" NPT male
3	0655671-6	1	TUBE ASSY., 1st reverse, lower (Includes nuts)
	0919063-8	1	CONNECTOR, flare type, 1/2" tube, 3/8" NPT male
4	0655673-2	1	TUBE ASSY., 2nd reverse, lower (Includes nuts)
	0919063-8	1	CONNECTOR, flare type, 1/2" tube, 3/8" NPT male
5	0641555-8	2	CLIP, lower tubes (For two 1/2" diam., lines)
	0916268-6	2	CAPSCREW, 3/8" NC x 5/8"
	0911115-4	2	WASHER, plain, SAE std., 3/8"
	0904206-0	2	LOCKWASHER, 3/8"
	0911026-3	2	NUT, 3/8" NC
6	0657548-4	1	ANGLE, tube supporting
7	0657549-2	1	ANGLE, tube supporting
8	0656403-3	4	HOSE, speed control (See HOSE PARTS)
9	0655667-4	1	TUBE ASSY., 1st forward, upper (Includes nuts)
10	0655668-2	1	TUBE ASSY., 2nd forward, upper (Includes nuts)
11	0655669-0	1	TUBE ASSY., 1st reverse, upper (Includes nuts)
12	0655674-0	1	TUBE ASSY., 2nd reverse, upper (Includes nuts)
13	0921409-9	4	CONNECTOR, upper tubes (Includes item 14)
14	0921349-7	4	O-RING, upper tube connector
15	0094527-9	4	CLIP, upper tubes (1/2" diam., 13/32" bolt-hole)
16	0053616-9	2	CAPSCREW, 3/8" NC x 1-3/4"
	0911115-4	4	WASHER, plain, SAE std., 3/8"
	0904206-0	2	LOCKWASHER, 3/8"
	0911026-3	2	NUT, 3/8" NC



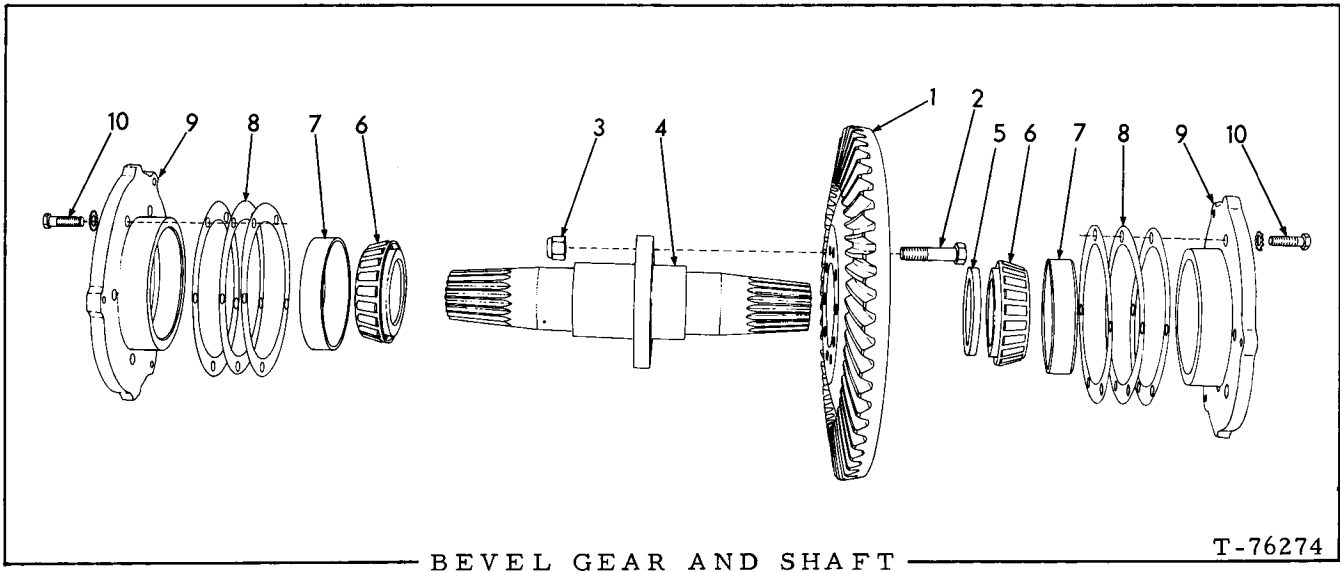
MAIN HOUSING

ITEM	PART NO.	QTY.	DESCRIPTION
1	-----	1	HOUSING ASSY. (Includes items 2 thru 4)(Original equipment. Order HOUSING ASSY. 0670216-1, 1 TUBE 0670281-5, 1 TUBE 0670282-3, 4 CLIP 0640677-1, 4 CAPSCREW 0922300-9, 4 LOCKWASHER 0910287-2, 8 WASHER 0911115-4, and 2 CONNECTOR 0919171-0)
	0670216-1	1	HOUSING ASSY. (Includes item #2)(Service replacement)
	0901667-0	2	PLUG, pipe, ctsk-hd., 1-1/4"NPT (Early units)
2	0060552-7	4	CAP, track frame connecting shaft
3	0926380-7	8	CAPSCREW, 3/4"NF x 3-1/2"
	0914726-5	8	LOCKWASHER, 3/4"
4	0075053-9	8	DOWEL, hollow, connecting shaft (Used prior to unit #1047)
5	0035250-0	6	PLUG, final drive compartment
6	0638256-8	1	PLUG, drain, bevel gear compartment (magnetic)
7	0667252-1	7	GASKET, plug
8	0664852-1	10	CORK, thread protecting (1-1/4" diam.)
9	0664850-5	4	CORK, thread protecting (1" diam.)
10	0664851-3	2	CORK, thread protecting (5/8" diam.)
11	0050594-1	2	PLUG, brake pin access hole
12	0050595-8	2	GASKET, access hole plug
13	0642048-3	1	PLATE, oil baffle, front section
14	0021527-7	1	CAPSCREW, drilled-hd., 3/8"NC x 1-5/8"
15	0023633-1	1	WIRE, locking, 1/16" x 12"
16	0044973-6	1	WASHER, plain
17	0642435-2	1	PLATE, oil baffle, rear section
18	0099963-1	2	CAPSCREW, drilled-hd., 3/8"NC x 2"
19	0037000-7	1	WIRE, locking, 1/16" x 16"
20	0044973-6	2	WASHER, plain
21	0064377-5	2	GASKET, final drive compartment cover
22	0656989-1	1	COVER, left final drive compartment
	0656990-9	1	COVER, right final drive compartment
23	0035018-1	26	CAPSCREW, 1/2"NF x 1-1/2"
	0904208-6	26	LOCKWASHER, 1/2"
24	0052976-8	1	GASKET, bevel gear compartment rear cover
25	0052977-6	1	COVER, bevel gear compartment, rear (Removed when Power Take-off is installed)
26	0921731-6	9	CAPSCREW, Nyllok, 5/8"NC x 1-1/4"
	0904209-4	9	LOCKWASHER, 5/8"
27	0655883-7	1	GAUGE, oil level, bevel gear compartment

(Continued)

MAIN HOUSING (Continued)

ITEM	PART NO.	QTY.	DESCRIPTION
28	0655878-7	1	TUBE, oil filler, bevel gear compartment
29	0044249-1	2	CAPSCREW, 3/8"NC x 1-1/8"
	0904206-0	2	LOCKWASHER, 3/8"
30	0655875-3	1	GASKET, oil filler tube
31	0655880-3	1	GAUGE ASSY., transmission oil level (Includes item 32)
32	4506607-3	1	SEAL, transmission oil level gauge
33	0655882-9	1	GUIDE, transmission oil level gauge (Loaders prior to #1001)
	0670378-9	1	GUIDE, transmission oil level gauge (Loader units #1001 and up)
34	0044249-1	2	CAPSCREW, 3/8"NC x 1-1/8"
	0904206-0	2	LOCKWASHER, 3/8"
35	0628951-6	1	GASKET, oil level gauge guide
36	0655967-8	1	COVER, bevel gear compartment, top
37	0035525-5	10	CAPSCREW, 1/2"NF x 1-1/8" } 1 less used on loaders
	0904208-6	10	LOCKWASHER, 1/2" } prior to unit #1016
38	0655964-5	1	GASKET, bevel gear compartment top cover
39	0655963-7	1	TUBE ASSY., transmission oil level gauge (Includes nut)
	0919063-8	1	CONNECTOR, flare type, 1/2" tube, 3/8"NPT male
40	0650061-5	1	PLATE, cover, left steering clutch compartment
41	0070467-6	8	CAPSCREW, 1/2"NF x 1"
	0904208-6	8	LOCKWASHER, 1/2"
42	0650062-3	1	PLATE, cover, right steering clutch compartment
43	0070467-6	11	CAPSCREW, 1/2"NF x 1"
	0904208-6	11	LOCKWASHER, 1/2"
44	0651978-9	2	PLUG, brake adjustment access hole
45	0623144-3	2	GASKET, access hole plug
46	0650264-5	2	GASKET, steering clutch compartment cover

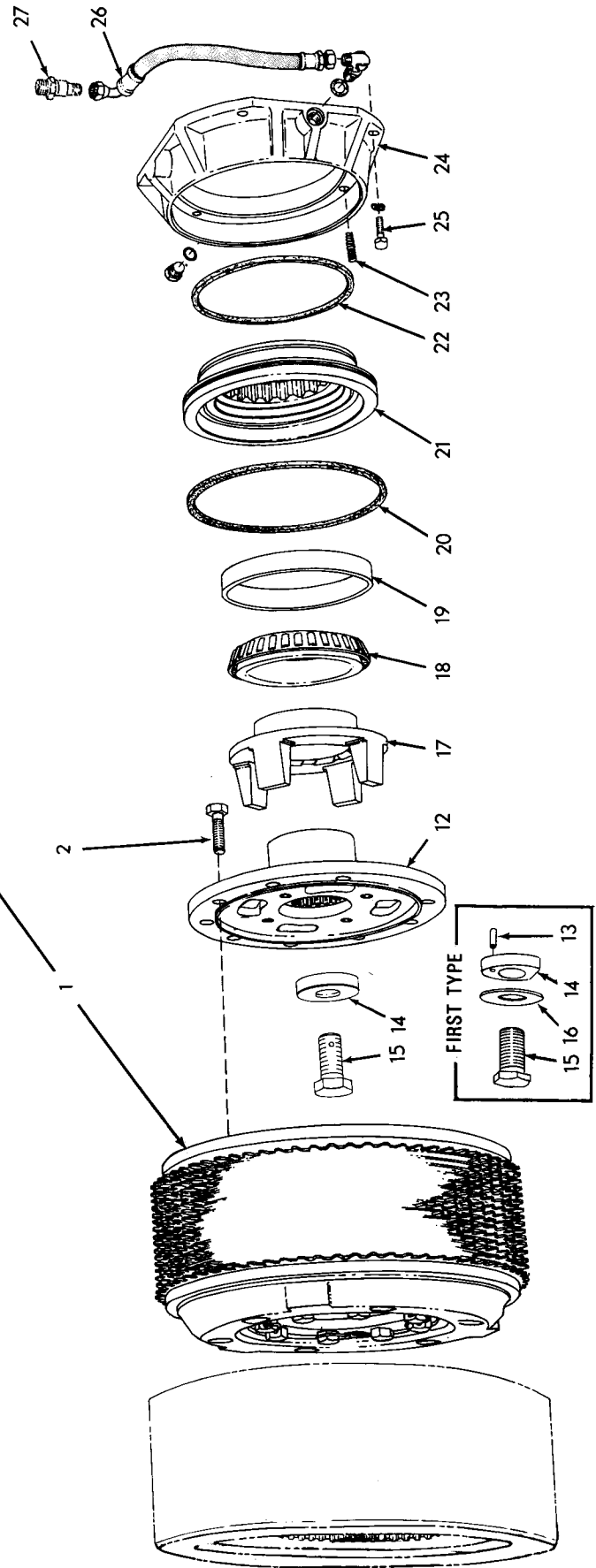
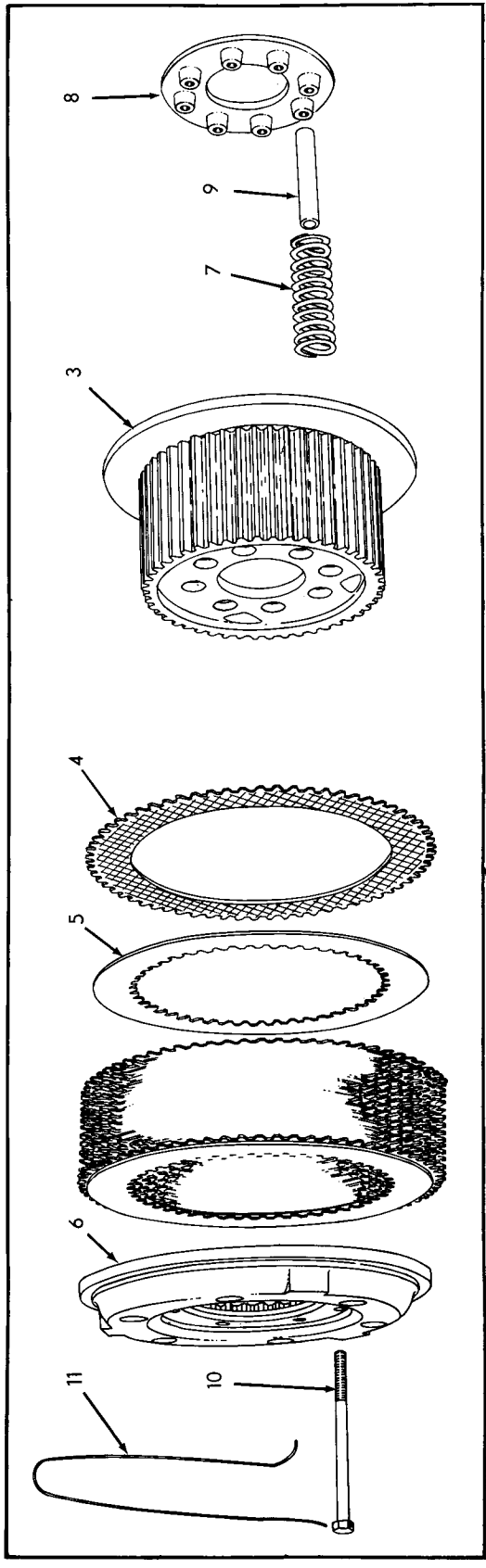


BEVEL GEAR AND SHAFT

T-76274

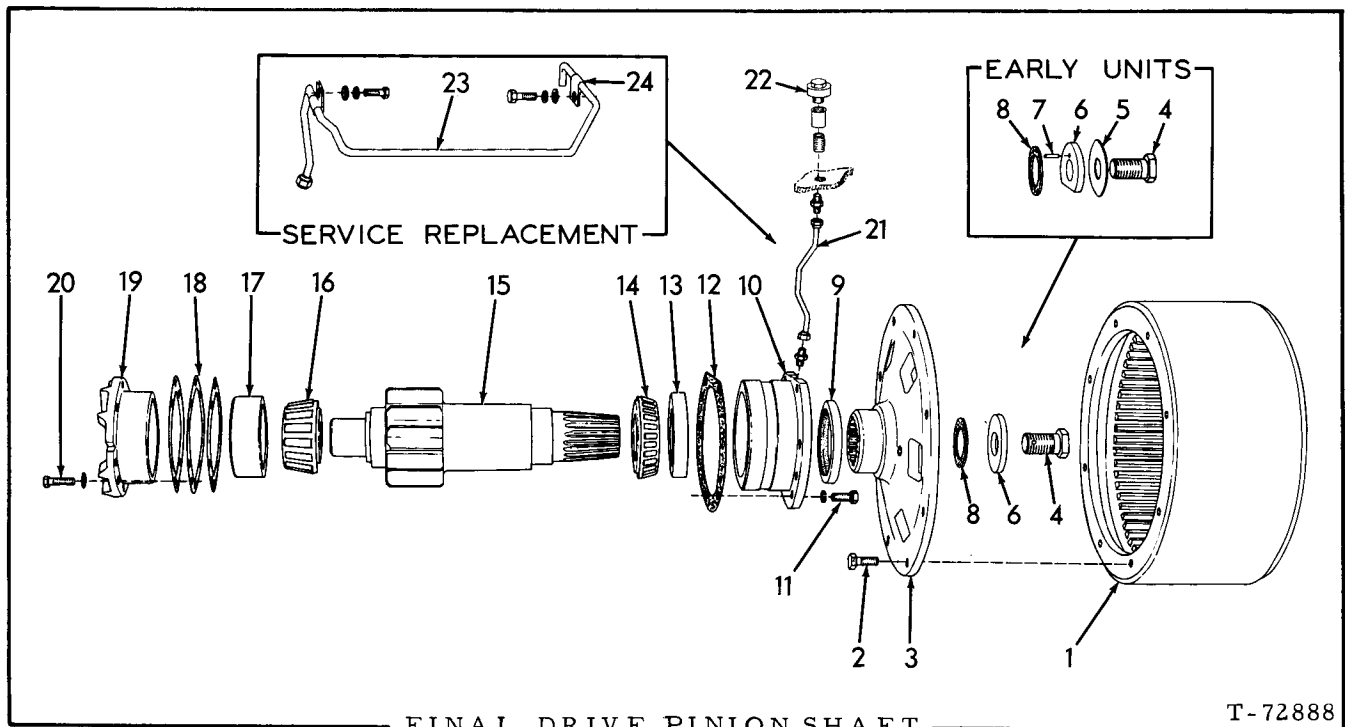
ITEM	PART NO.	QTY.	DESCRIPTION
1	0659392-5	1	GEAR, bevel (41 teeth)
2	0067680-9	10	BOLT, 5/8"NF x 2-3/4"
3	0645320-3	10	NUT, elastic stop, 5/8"NF
4	0659446-9	1	SHAFT, bevel gear (Loaders prior to #643)
	0666494-0	1	SHAFT, bevel gear (Loaders #643 thru #1000)
	0672828-1	1	SHAFT, bevel gear (Loaders unit #1001 and up)
5	0627279-3	1	RING, bolt locking
6	0631588-1	2	CONE ASSY., shaft bearing
7	0631587-3	2	CUP, shaft bearing
8	0634134-1	12	SHIM, bearing adjustment (.005" thick)
	0634135-8	12	SHIM, bearing adjustment (.007" thick)
	0634136-6	12	SHIM, bearing adjustment (.010" thick)
			} Use as required
9	0659493-1	2	CAGE, bearing
10	0916028-4	10	CAPSCREW, 1/2"NC x 1-3/4"
	0910210-4	10	LOCKWASHER, external teeth, 1/2"

STEERING CLUTCHES



STEERING CLUTCHES

ITEM	PART NO.	QTY.	DESCRIPTION	
1	661595	2	CLUTCH ASSEMBLY (Consists of items 3 thru 11)	
2	650828	20	BOLT, self-locking, 1/2"NC x 1-3/8"	
3	650657	2	HUB, steering clutch	
4	624561	32	DISC, friction (bi-metallic)	
5	624562	32	DISC, friction (steel)(Use as required)	
6	056793	2	PLATE, pressure	
7	661594	16	SPRING, pressure	
8	050214	2	PLATE, throwout	
9	631305	16	SPACER, throwout plate	
10	631300	16	CAPSCREW, plate (drilled-hd., 1/2"NC x 5-3/4")	
11	023756	4	WIRE, locking, 1/16" x 26"	
12	659686	2	HUB, driving	
13	035793	2	PIN, hub retaining washer (Early units only)	
14	{	637932	2	WASHER ASSY., hub retaining (Includes item 13)(Used prior to loader #462)
		664337	2	WASHER ASSY., hub retaining (Includes item 13)(Effective with loader #462 thru #528)
		666366	2	WASHER, hub retaining (Loader #529 and up)
15	{	630045	2	CAPSCREW, hub retaining (Used prior to loader #462)
		663117	2	CAPSCREW, hub retaining (self-locking)(Effective with loader #462)
16	651745	2	WASHER, capscrew locking (Used prior to loader #462)	
17	659687	2	SLEEVE, throwout	
18	624642	2	CONE ASSEMBLY, clutch throwout bearing	
19	624641	2	CUP, clutch throwout bearing	
20	624673	2	RING, sealing, actuating piston, outer	
21	631510	2	PISTON, actuating	
22	624674	2	RING, sealing, actuating piston, inner	
23	040475	6	SPRING, throwout bearing ring	
24	631575	2	RING, collector	
	921573	2	PLUG, hex-hd., 3/4"NF (Includes O-RING 921349)	
25	916272	6	CAPSCREW, 3/8"NC x 1-1/4"	
	904206	6	LOCKWASHER, 3/8"	
26	641125	2	HOSE, oil pressure (See HOSE PARTS)	
	921402	2	ELBOW, adjustable, 90°, flare type, 1/2" tube, 3/4"NF (Includes washer, nut and O-RING 921349)	
27	-----	2	UNION (See STEERING VALVE AND LINES)	

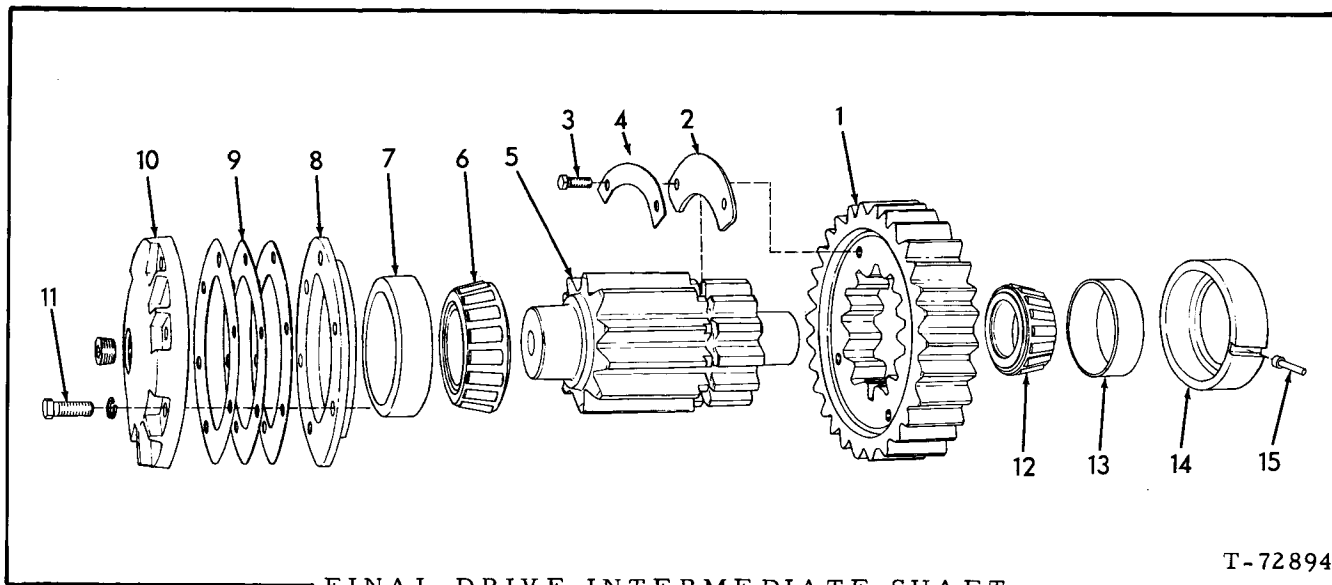


ITEM	PART NO.	QTY.	DESCRIPTION
1	631316	2	DRUM, brake
2	650835	16	BOLT, self-locking, 1/2"NC x 1"
3	624559	2	HUB, brake drum
4	630045	2	CAPSCREW, hub retaining (Used prior to loader #462)
	663117	2	CAPSCREW, hub retaining (self-locking)(Effective with loader #462)
5	630052	2	LOCK, hub retaining capscREW (Used prior to loader #462)
6	631584	2	WASHER ASSY., hub retaining (Includes item 7)(Used prior to loader #462)
	664330	2	WASHER ASSY., hub retaining (Includes item 7)(Used on loaders #462 thru #572)
	666324	2	WASHER, hub retaining (Loaders #573 and up)
7	035793	2	PIN, hub retaining washer (Early units only)
8	056513	2	WASHER, sealing, brake drum hub
9	628320	2	SEAL, oil
10	631577	2	CAGE, inner bearing
11	070469	12	CAPSCREW, 1/2"NF x 1-1/4"
	904208	12	LOCKWASHER, 1/2"
12	633904	2	GASKET, inner bearing cage
13	057005	2	CUP, inner bearing
14	057006	2	CONE ASSEMBLY, inner bearing

(Continued)

FINAL DRIVE PINION SHAFT (Continued)

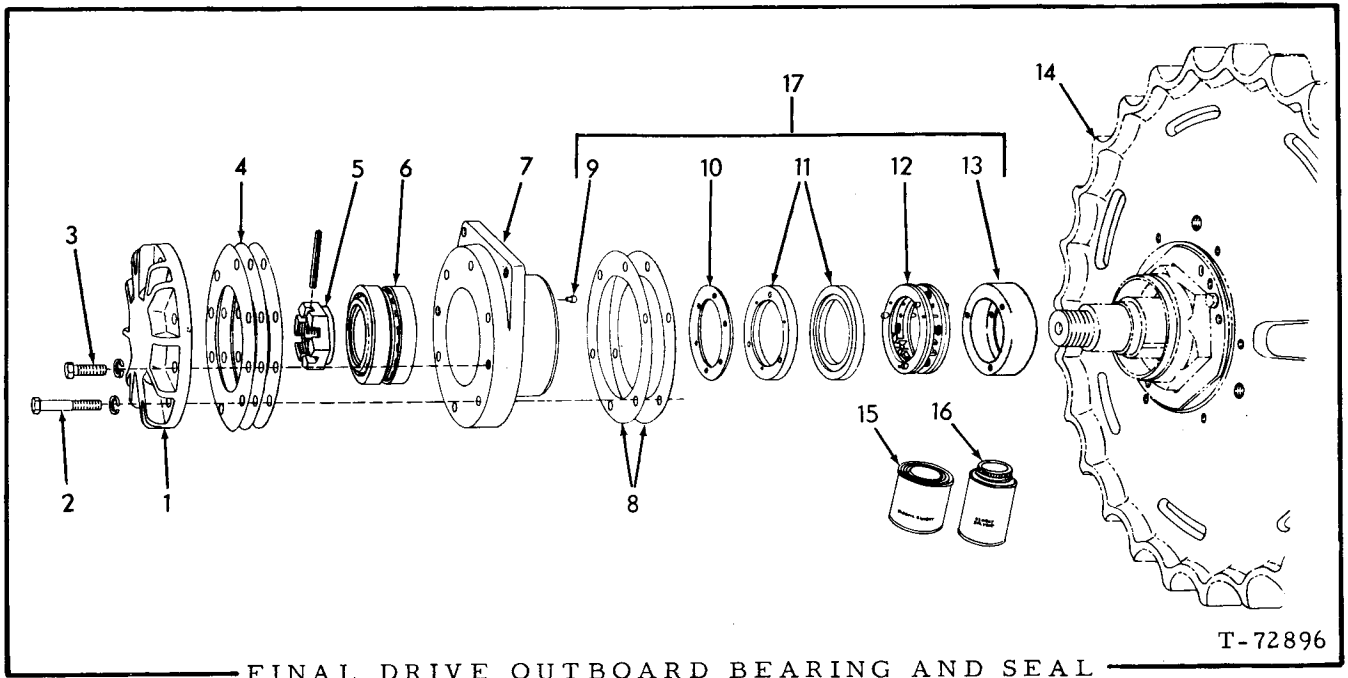
ITEM	PART NO.	QTY.	DESCRIPTION	
15	0655628-6	2	PINION (12 teeth) <i>to 666499</i>	<i>70663245 Washer</i> <i>70684479 CAPSCREW</i> <i>70684480 Lock</i> <i>70685733 Pinion</i>
16	0057004-4	2	CONE ASSY., outer bearing	
17	0057003-6	2	CUP, outer bearing	
18	0084905-9	4	SHIM, bearing adjustment (.005" thick)	
	0084904-2	4	SHIM, bearing adjustment (.007" thick)	
	0084903-4	14	SHIM, bearing adjustment (.010" thick)	
				Use as required
19	0084319-3	2	CAGE, outer bearing	
20	0012992-4	8	CAPSCREW, 3/8"NF x 1-1/4"	
	0904206-0	8	LOCKWASHER, 3/8"	
21	0650128-2	2	TUBE ASSY., vent (Includes nuts)	} Original equipment
	0919171-9	4	CONNECTOR, flare type, 1/4" tube, 1/8"NPT male	
22	0050748-3	2	BREATHER	
	0901489-5	2	NIPPLE, pipe, 3/8"NPT x 1"	
	0901765-8	2	COUPLING, pipe, 3/8"NPT	
23	0670281-5	1	TUBE ASSY., final drive breather, left (Includes nuts)	} For use with service replacement HOUSING
	0670282-3	1	TUBE ASSY., final drive breather, right (Includes nuts)	
	0919171-9	2	CONNECTOR, flare type, 1/2" tube (1/8"NPT male)	
24	0640677-1	4	CLIP, tube supporting	
	0922300-9	4	CAPSCREW, 3/8"NC x 3/4"	
	0910287-2	4	LOCKWASHER, 3/8"	
	0911115-4	8	WASHER, plain, SAE std., 3/8"	



FINAL DRIVE INTERMEDIATE SHAFT

T-72894

ITEM	PART NO.	QTY.	DESCRIPTION
1	671413	2	GEAR (30 teeth)
2	655631	4	LOCK, gear retaining
3	035439	8	CAPSCREW, 3/8"NC x 1"
4	655632	4	LOCK, capscrew
5	655630	2	PINION (12 teeth)
6	069441	2	CONE ASSEMBLY, outer bearing
7	069328	2	CUP, outer bearing
8	658834	2	CAGE, outer bearing cup
9	658838	4	SHIM, bearing adjustment (.005" thick)
	658839	4	SHIM, bearing adjustment (.007" thick)
	658840	14	SHIM, bearing adjustment (.010" thick)
			} Use as required
10	658837	2	RETAINER, outer bearing
	901666	2	PLUG, pipe, ctsk-hd., 1"NPT
11	023465	12	CAPSCREW, 5/8"NF x 1-3/4"
	904209	12	LOCKWASHER, 5/8"
12	211582	2	CONE ASSEMBLY, inner bearing
13	211581	2	CUP, inner bearing
14	084297	2	CAGE, inner bearing cup
15	089320	2	PIN, locking, inner bearing cage

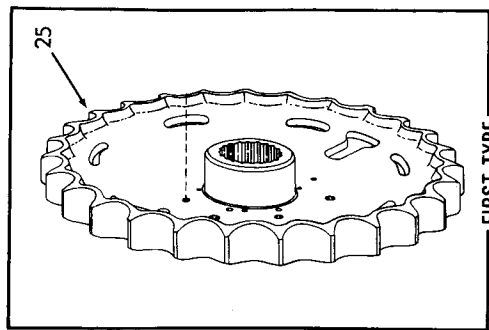
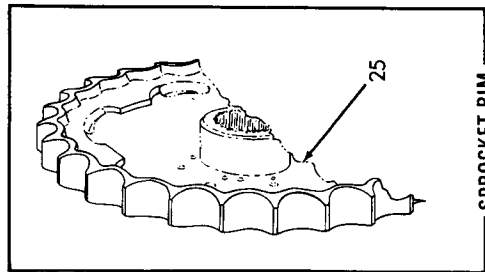
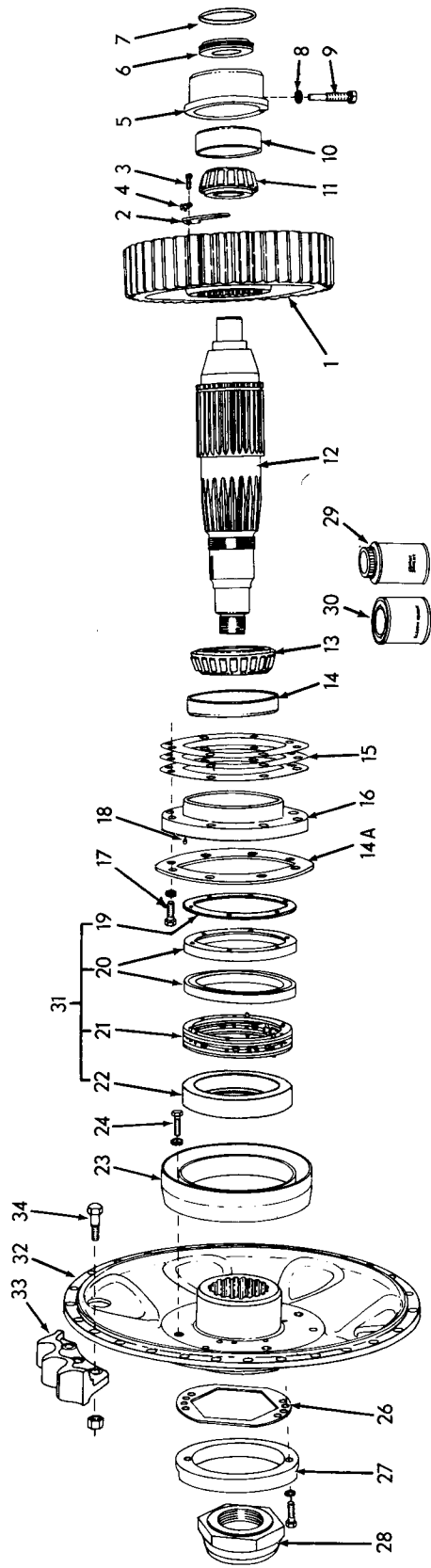


FINAL DRIVE OUTBOARD BEARING AND SEAL

T-72896

ITEM PART NO. QTY. DESCRIPTION

ITEM	PART NO.	QTY.	DESCRIPTION
1	084303	2	COVER, outboard bearing
2	070403	12	CAPSCREW, 1/2"NF x 3" (Loaders prior to #505)
	915969	12	CAPSCREW, 1/2"NC x 3" (Loaders # 505 and up)
	904208	16	LOCKWASHER, 1/2"
3	035018	4	CAPSCREW, 1/2"NF x 1-1/2"
4	084313	4	SHIM, outer bearing cap (.005" thick)
	084312	4	SHIM, outer bearing cap (.007" thick)
	084311	14	SHIM, outer bearing cap (.010" thick)
			} Use as req'd
5	058925	2	NUT, retaining, outer bearing
	917904	2	PIN, spring, 5/16" x 3"
6	058702	2	BEARING, roller, outboard (Each consists of 1 roller assembly and 2 cups. Serviced only as a unit)
7	084271	2	CAGE, outboard bearing
8	069080	12	SHIM, outboard bearing cage (.015" thick. Use as req'd)
9	084432	6	□PIN, outer seal ring
10	069106	2	□GASKET, seal ring
11	081787	4	□RING, outer seal
12	084337	2	□FOLLOWER ASSEMBLY, outer seal (Serviced only as a unit)
13	058814	2	□BOOT, outer seal
14	-----	-	SPROCKET (See page 145)
15	033288	-	CEMENT, neoprene, 1/2 pint can
			} For cementing boots and gaskets
17	091972	2	SEAL KIT (Items 9 thru 13; includes parts for one (1) side only)
			□Components of item 17



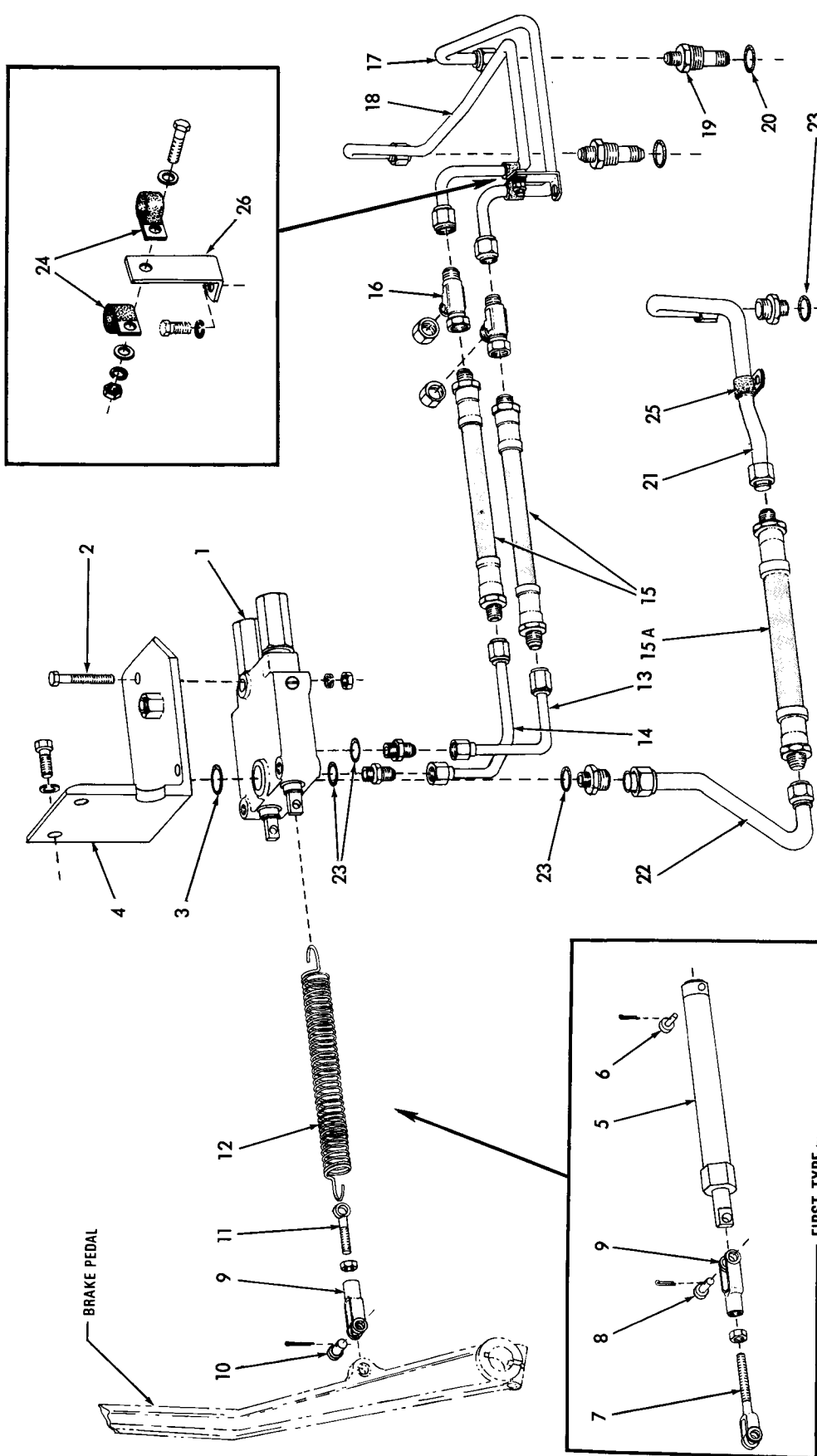
T-72895

FINAL DRIVE SPROCKET, SHAFT AND GEAR

FINAL DRIVE SPROCKET, SHAFT AND GEAR

ITEM	PART NO.	QTY.	DESCRIPTION
1	655633	2	GEAR, driving -70694205
2	058826	4	LOCK, gear retaining
3	035439	8	CAPSCREW, 3/8"NC x 1"
4	052444	8	LOCK, capscrew
5	084289	2	CAGE, inner bearing cup
6	091571	2	COVER, inner bearing
7	923817	2	O-RING, inner bearing cover
8	049918	2	WASHER, bearing cage setscrew (copper)
9	084278	2	SETSCREW, bearing cage
10	052070	2	CUP, inner bearing
11	084277	2	CONE ASSY., inner bearing
12	622135	2	SHAFT, sprocket
13	069615	2	CONE ASSY., intermediate bearing
14	069614	2	CUP, intermediate bearing
14A	668549	2	GUARD, seal
15	056971	8	SHIM, bearing adjustment (.005" thick) } Use as required
	056970	6	
	056969	24	
16	666814	2	CAGE ASSY., intermediate bearing (Includes item 18)
17	916421	16	CAPSCREW, 1/2"NF x 2-1/2"
	904208	16	LOCKWASHER, 1/2"
18	084432	6	PIN, locating, seal ring
19	058807	2	<input type="checkbox"/> GASKET, seal ring
20	651996	4	<input type="checkbox"/> RING, inner seal
21	058796	2	<input type="checkbox"/> FOLLOWER ASSY., inner seal (Serviced only as a unit)
22	058806	2	<input type="checkbox"/> BOOT, inner seal
23	668553	2	GUARD, seal
24	035061	8	CAPSCREW, 1/2"NC x 1-1/4"
	904208	8	LOCKWASHER, 1/2"
25	666799	2	SPROCKET, track } Loaders prior to #1000
	633487	2	
26	084299	2	LOCK, sprocket retaining nut
	035221	4	CAPSCREW, 1/2"NC x .1" } Loaders prior to #504
	904208	4	LOCKWASHER 1/2"
27	666820	2	RING, screw protecting (Effective with loader # 504)
	035190	4	CAPSCREW, 1/2"NC x 1-1/2"
	904208	4	LOCKWASHER, 1/2"
28	084236	2	NUT, sprocket retaining
29	054890	-	SOLVENT, neoprene cement, 1/2 pint can } For cementing boots and gaskets
30	033288	-	CEMENT, neoprene, 1/2 pint can
31	656664	2	SEAL KIT (Includes parts for one (1) side only; items 19 thru 22)
32	669567	2	HUB, sprocket segment
33	669330	18	SEGMENT, sprocket
34	097324	54	BOLT, sprocket segment } Loader unit No. 1001 and up
	012767	54	

Components of item 31



T-74995

STEERING VALVE AND LINES

STEERING VALVE AND LINES

* Loaders prior to serial No. 577 excluding 548, 554, 564, 565, 567 thru 575
 ** Loaders serial No. 577 thru 1000; also 43C01001 and up including 548, 554, 564, 565, 567 thru 575

ITEM	PART NO.	QTY.	DESCRIPTION
		* **	
1	651739	1 1	VALVE ASSY. (See page 149 for parts)
2	620253	3 3	CAPSCREW, 3/8"NF x 2-3/4"
	904206	3 3	LOCKWASHER, 3/8"
	911041	3 3	NUT, 3/8"NF
3	923947	1 1	O-RING, valve to mounting bracket
4	657708	1 1	ANGLE, valve mounting
	035220	2 2	CAPSCREW, 1/2"NC x 1-1/8"
	904208	2 2	LOCKWASHER, 1/2"
5	656262	2 -	OVER-TRAVEL ASSY.
6	630833	2 -	PIN, over-travel connecting
	900801	2 -	PIN, cotter, 3/32" x 3/4"
7	659575	2 -	ROD, control
	911048	2 -	NUT, jam, 3/8"NF
8	078810	2 -	PIN, control rod
	900801	2 -	PIN, cotter, 3/32" x 3/4"
9	628736	2 2	YOKE, control rod
10	078810	2 2	PIN, control rod yoke
	900801	2 2	PIN, cotter, 3/32" x 3/4"
11	666926	- 2	EYE-BOLT, pull spring
	911048	- 2	NUT, jam, 3/8"NF
12	668869	- 2	SPRING, pull
13	654777	1 1	TUBE ASSY., valve to left clutch, front section (Includes nuts)
	921409	1 1	CONNECTOR, flare type, 1/2" tube, 3/4"NF male end (Includes item 23)
14	654789	1 1	TUBE ASSY., valve to right clutch, front section (Includes nuts)
	921409	1 1	CONNECTOR, flare type, 1/2" tube, 3/4"NF male end (Includes item 23)
15	656403	2 2	HOSE (See HOSE PARTS)
15A	656403	1 -	HOSE, oil return (See HOSE PARTS)
	671377	- 1	HOSE, oil return (See HOSE PARTS)
16	921298	2 2	TEE, pressure check
	923737	2 2	CAP, flare fitting, 1/2" tube
17	656275	1 1	TUBE ASSY., valve to left clutch rear section (Includes nuts)
18	656276	1 1	TUBE ASSY., valve to right clutch, rear section (Includes nuts)
19	651893	2 2	UNION, bulkhead
20	921206	2 2	O-RING, bulkhead union

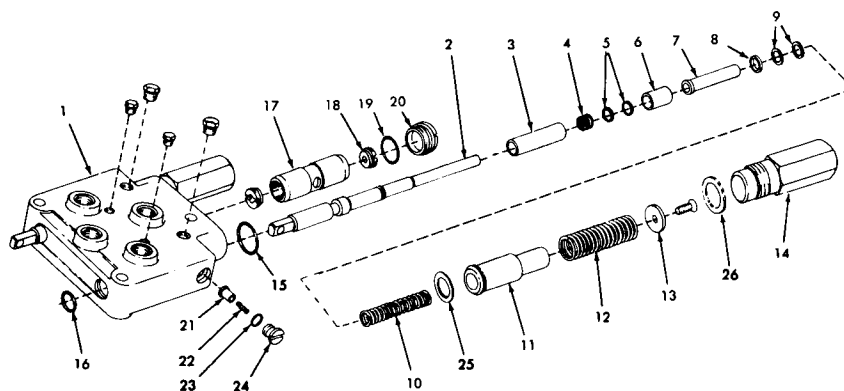
Loaders prior to #510

Loaders #510 and up

(Continued)

STEERING VALVE AND LINES (Continued)

ITEM	PART NO.	QTY.		DESCRIPTION
		*	**	
21	656272	1	-	TUBE ASSY., oil return, rear section (Includes nuts)
	921409	1	-	CONNECTOR, flare type, 1/2" tube, 3/4"NF male end (Includes item 23)
	671378	-	1	TUBE ASSY., oil return, rear section (Includes nuts)
	671428	-	1	CONNECTOR, flare type, 3/4" tube, 3/4"NF male end (Includes item 23)
22	654748	1	-	TUBE ASSY., oil return, front section (Includes nuts)
	921409	1	-	CONNECTOR, flare type, 1/2" tube, 3/4"NF male end (Includes item 23)
	671376	-	1	TUBE ASSY., oil return, front section (Includes nuts)
	671428	-	1	CONNECTOR, flare type, 3/4" tube, 3/4"NF male end (Includes item 23)
23	921349	4	4	O-RING, connector (3/4"O.D.)
24	094527	2	2	CLIP, tube supporting
	035439	1	1	CAPSCREW, 3/8"NC x 1"
	911115	2	2	WASHER, plain, SAE std., 3/8"
	904206	1	1	LOCKWASHER, 3/8"
	911026	1	1	NUT, 3/8"NC
25	094527	1	-	CLIP, tube supporting (1/2" diam.)
	094467	-	1	CLIP, tube supporting (3/4" diam.)
26	628821	1	1	SUPPORT, oil tubes

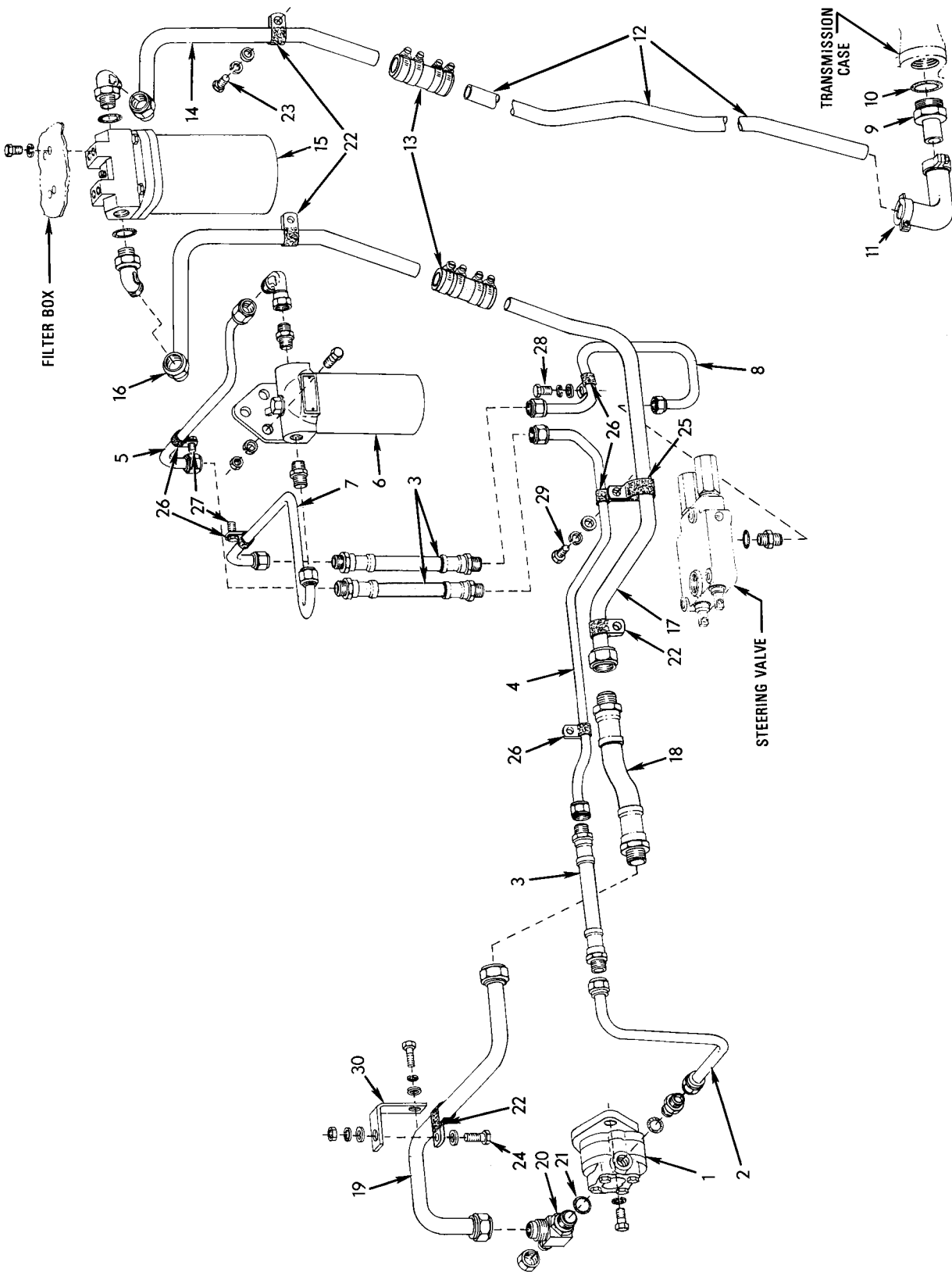


CONTROL VALVE ASSEMBLY 651739

T-72413

USAGE: See page 147

ITEM	PART NO.	QTY.	DESCRIPTION	
1	-----	1	BODY (Not serviced separately)	
	919134	2	PLUG, pipe, hex-head, 1/8"NPT	
	919840	2	PLUG, pipe, hex-head, 1/4"NPT	
2	-----	2	PLUNGER (Not serviced separately)	
3	651564	2	PISTON, pressure regulating	
4	671178	2	SPRING, pressure regulating (short)	
5	{ 651576	-	SHIM, pressure adjustment (.015" thick)	} Use as required
	{ 651577	-	SHIM, pressure adjustment (.005" thick)	
6	651571	2	SLEEVE, valve plunger (outer)	
7	651572	2	SLEEVE, valve plunger (inner)	
8	651573	2	WASHER, valve plunger	
9	{ 651574	-	SHIM, pressure adjustment (.015" thick)	} Use as required
	{ 651575	-	SHIM, pressure adjustment (.005" thick)	
10	661676	2	SPRING, pressure regulating (long)	
11	651565	2	SLEEVE, plunger return spring	
12	651570	2	SPRING, plunger return	
13	651567	2	WASHER, end, valve plunger	
	924989	2	SCREW, machine, flat-hd., 1/4"NF x 7/8"	
14	651566	2	CAP, valve plunger	
15	924416	2	O-RING, valve body (large)	
16	923645	2	O-RING, valve body (small)	
17	-----	1	PLUNGER, flow divider (Not serviced separately)	
18	660057	2	PLUG, orifice, flow divider plunger	
19	923988	1	O-RING, flow divider plug	
20	654523	1	PLUG ASSEMBLY, flow divider (Includes item 19)	
21	656190	2	PLUNGER, relief valve	
22	656192	2	SPRING, relief valve	
23	923663	2	O-RING, relief valve plug	
24	656191	2	PLUG ASSEMBLY, relief valve (Includes item 23)	
25	663123	2	SHIM, plunger clearance (Late units)	} Use as required
26	663124	2	SHIM, plunger clearance (Early units)	



T-74996

STEERING PUMP AND FILTERS

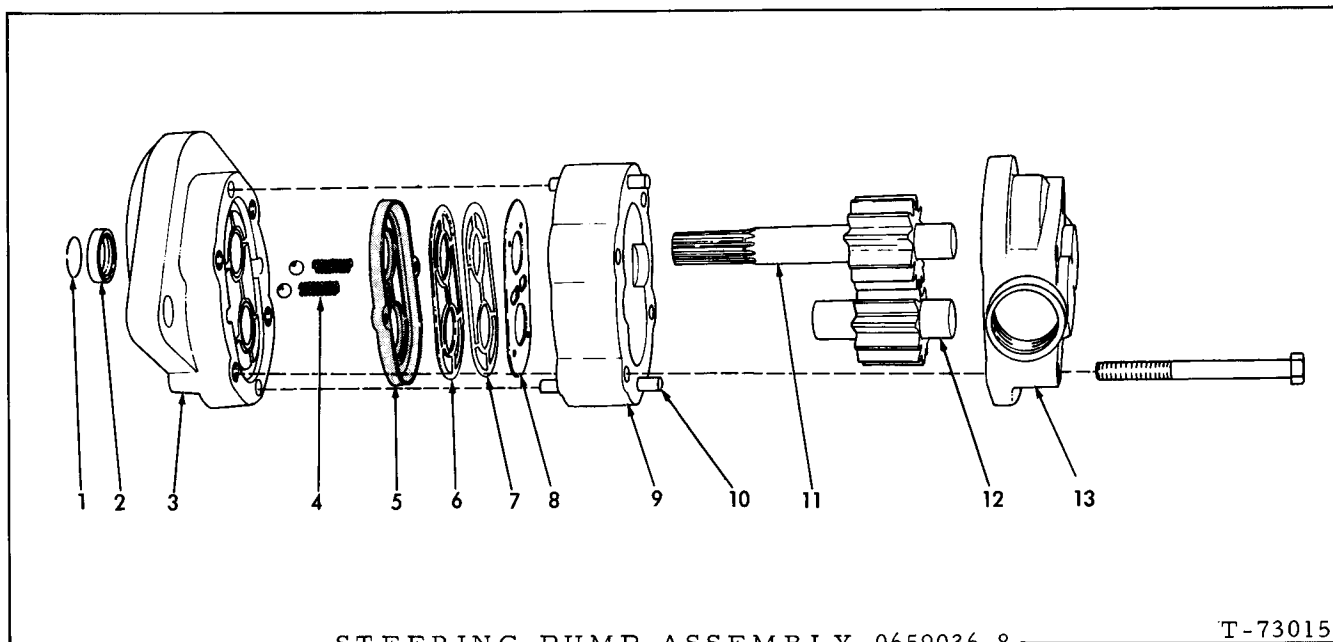
STEERING PUMP AND FILTERS

ITEM	PART NO.	QTY.	DESCRIPTION
1	659036	1	PUMP ASSEMBLY, oil (See page 153 for parts)
	013058	2	CAPSCREW, 3/8"NC x 1-1/4"
	904206	2	LOCKWASHER, 3/8"
2	659051	1	TUBE ASSEMBLY, pump to filter, front section (Includes nuts)
	923080	1	CONNECTOR, flare type, 5/8" tube, 3/4"NF male end (Includes O-RING 921349)
3	656283	3	HOSE, pressure line (See HOSE PARTS)
4	656274	1	TUBE ASSEMBLY, pump to filter, intermediate section (Includes nuts)
5	656273	1	TUBE ASSEMBLY, pump to filter, rear section (Includes nuts)
	921325	1	ELBOW, swivel, 90°, flare type, 5/8" tube
	921030	1	CONNECTOR, flare type, 5/8" tube, 3/4"NPT male
6	-----	1	FILTER ASSEMBLY, oil (See page 154 for parts)
	070469	3	CAPSCREW, 1/2"NF x 1-1/4"
	904208	3	LOCKWASHER, 1/2"
	911043	3	NUT, 1/2"NF
7	656279	1	TUBE ASSEMBLY, filter to valve, upper section (Includes nuts)
	921030	1	CONNECTOR, flare type, 5/8" tube, 3/4"NPT male
8	654810	1	TUBE ASSEMBLY, filter to valve, lower section (Includes nuts)
	923080	1	CONNECTOR, flare type, 5/8" tube, 3/4"NF male end (Includes O-RING 921349)
9	656284	1	ADAPTER ASSEMBLY, suction line (Includes item 10)
10	921887	1	O-RING, suction line adapter
11	656259	1	ELBOW ASSEMBLY, suction line (Includes nuts, washers and rubber sleeves)
12	656271	1	TUBE, suction line, lower section
13	656261	2	HOSE, suction line
	921912	8	CLAMP, hose, 1-1/16" to 2" diam.
14	656278	1	TUBE ASSEMBLY, suction line, upper section (Includes nut)
	921227	1	ELBOW, adjustable, 90°, flare type, 1" tube, 1-5/16" straight thread (Includes washer, nut and O-RING 921214)
15	660800	1	STRAINER ASSEMBLY, oil (See page 155 for parts)
	035718	4	CAPSCREW, 1/2"NC x 3/4"
	904208	4	LOCKWASHER, 1/2"
16	656277	1	TUBE ASSEMBLY, strainer to pump, rear section (Includes nut)
	921227	1	ELBOW, adjustable, 90°, flare type, 1" tube, 1-5/16" straight thread (Includes washer, nut and O-RING 921214)
17	656270	1	TUBE ASSEMBLY, strainer to pump intermediate section (Includes nut)
18	656246	1	HOSE, strainer to pump line (See HOSE PARTS)
19	665232	1	TUBE ASSEMBLY, strainer to pump, front section (Includes nuts)
20	659042	1	TEE, pump suction line (Includes nut, washer and item 21)
	919552	1	CAP, flare fitting, 3/8" tube

(Continued)

STEERING PUMP AND FILTERS (Continued)

ITEM	PART NO.	QTY.	DESCRIPTION
21	921205	1	O-RING, pump tee
22	638780	4	CLIP, suction tubes (1" diam., 17/32" bolt-hole)
23	903775	1	CAPSCREW, 3/8"NC x 7/8"
	904206	1	LOCKWASHER, 3/8"
24	911115	1	WASHER, plain, SAE std., 3/8"
	916311	1	CAPSCREW, 1/2"NC x 1-1/4"
	910244	1	WASHER, plain, SAE std., 1/2"
	064531	1	WASHER, plain (heavy)
	904208	1	LOCKWASHER, 1/2"
	911028	1	NUT, 1/2"NC
25	656281	1	CLIP, intermediate suction tube (For one 1" diam. line and one 5/8" diam. line, 9/16" bolt-hole)
26	637741	5	CLIP, pressure line tubes
27	903775	2	CAPSCREW, 3/8"NC x 7/8"
	904206	2	LOCKWASHER, 3/8"
28	911115	2	WASHER, plain, SAE std., 3/8"
	035718	1	CAPSCREW, 1/2"NC x 3/4"
29	035061	1	CAPSCREW, 1/2"NC x 1-1/4"
	904208	2	LOCKWASHER, 1/2"
	910244	2	WASHER, plain, SAE std., 1/2"
30	665335	1	ANGLE, tube supporting
	919225	1	CAPSCREW, 3/8"NC x 1-3/8"
	904206	1	LOCKWASHER, 3/8"
	044973	1	WASHER, plain

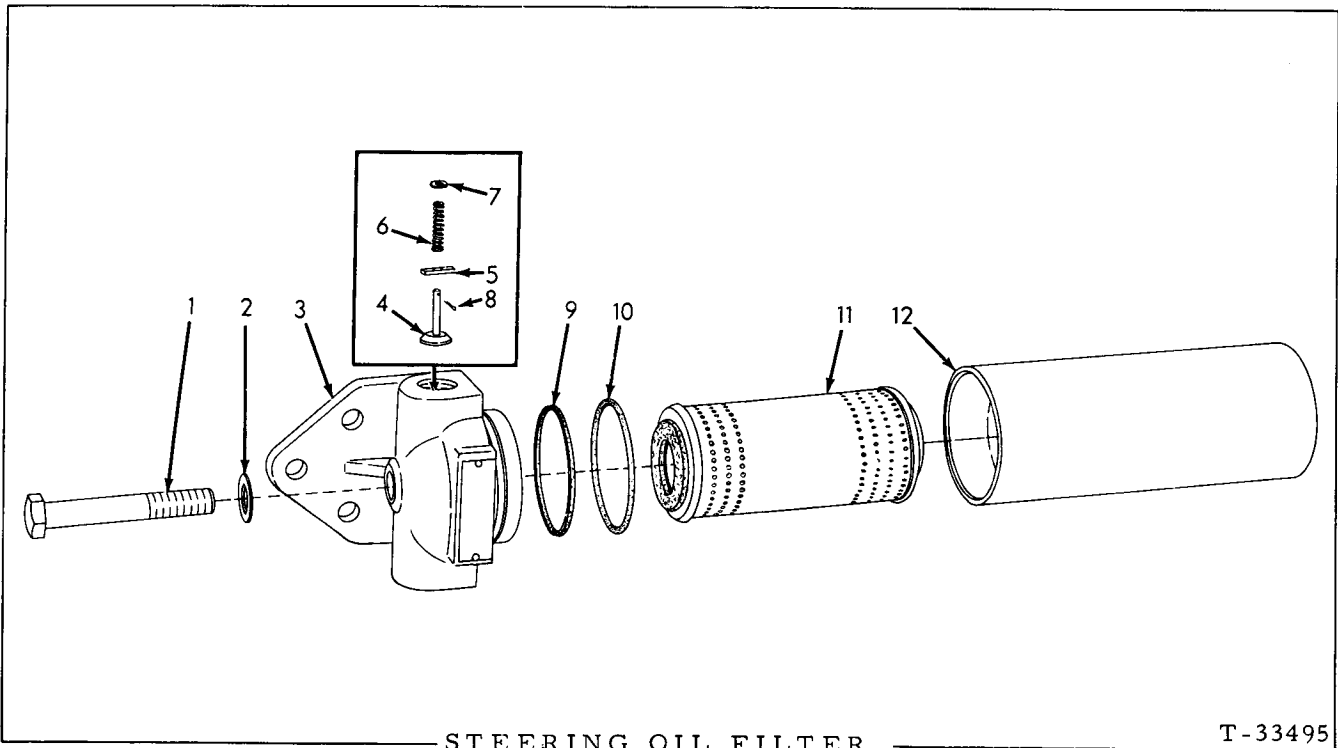


STEERING PUMP ASSEMBLY 0659036-8

T-73015

USAGE: See page 151

ITEM	PART NO.	QTY.	DESCRIPTION
1	0656775-4	1	RING, snap, drive gear
2	1131019-0	1	SEAL, oil
3	0655442-2	1	PLATE ASSY., front (Includes bushings)
4	0650679-4	2	SPRING, check valve
	0915903-9	2	BALL, steel, 7/32" diam.
5	0661605-6	1	SEAL, diaphragm (Early units)
	0677066-3	1	SEAL, diaphragm (Late units)
6	0661604-9	1	GASKET, diaphragm (Early units)
	0677067-1	1	GASKET, diaphragm (Late units)
7	0677068-9	1	GASKET, diaphragm (Late units)
8	0661603-1	1	DIAPHRAGM, sealing
9	0650245-4	1	BODY, center
10	0650180-3	2	PIN, dowel
11	0650181-1	1	GEAR ASSY., drive (Includes shaft)
12	0237769-5	1	GEAR ASSY., idler (Includes shaft)
13	0650179-5	1	PLATE ASSY., back (Includes bushings)
	0033751-9	4	CAPSCREW, 5/16"NC x 2-1/2"

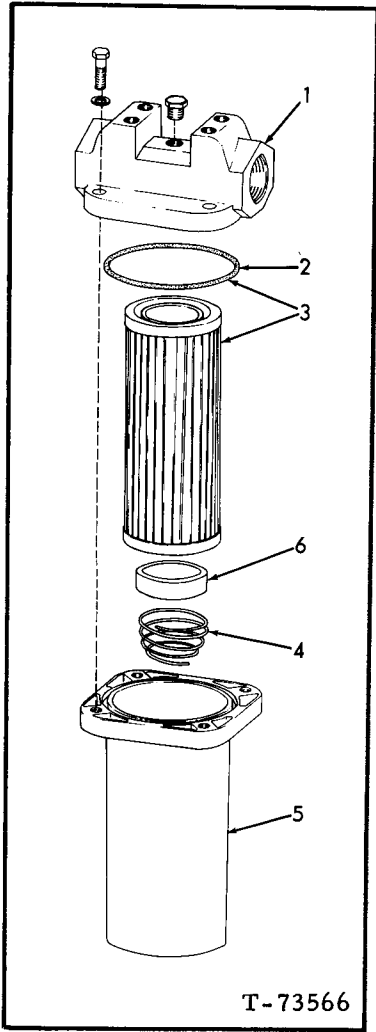


USAGE: See page 151

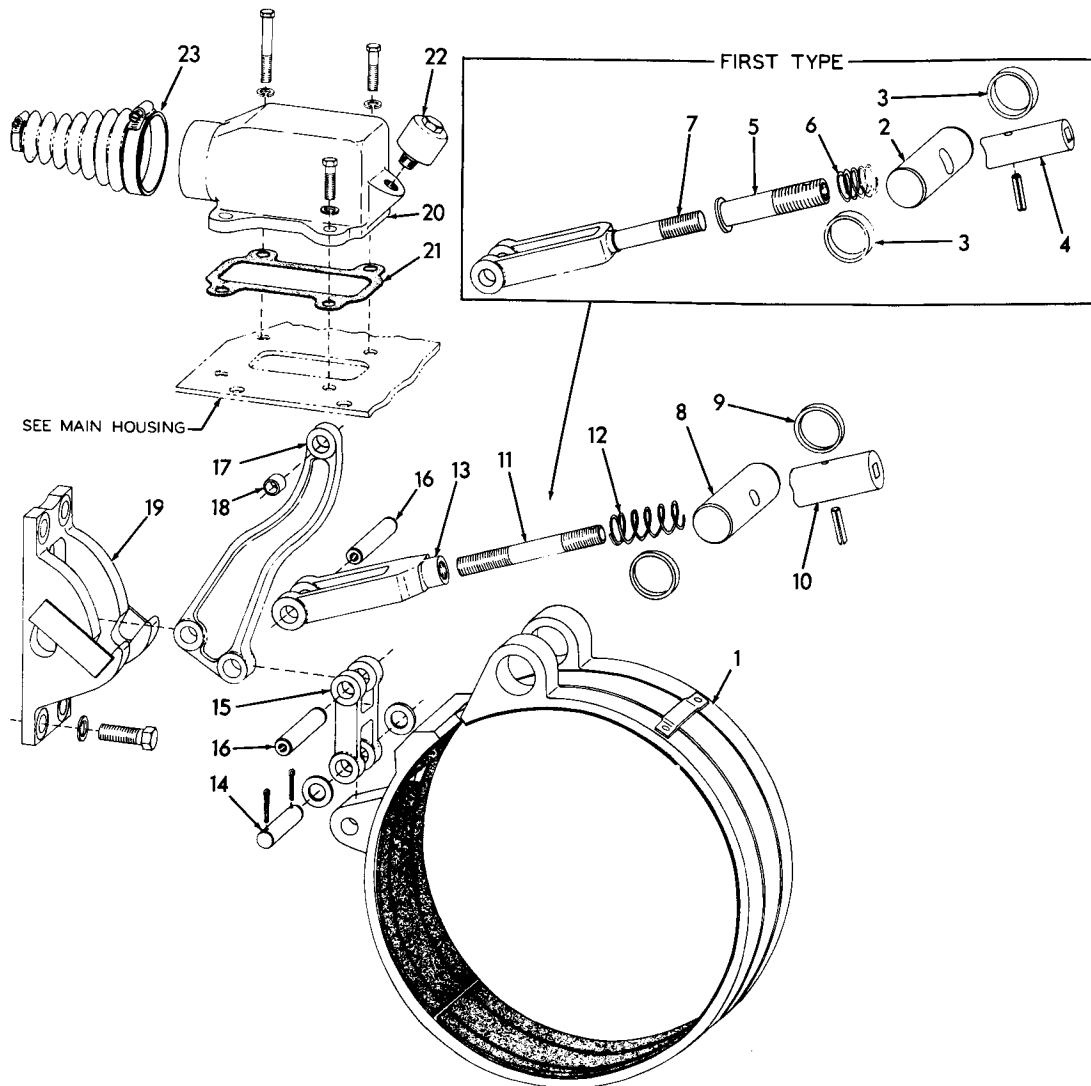
ITEM	PART NO.	QTY.	DESCRIPTION
-	0631542-8	1	FILTER ASSY., oil (Includes items 1 thru 12)
1	0070299-3	1	CAPSCREW, head retaining (5/8"NF x 4")
2	0631869-5	1	WASHER, head retaining capscrew
3	0631846-3	1	HEAD
4	0646302-0	1	VALVE, by-pass
5	0631868-7	1	SPANNER, by-pass valve
6	0631870-3	1	SPRING, by-pass valve
7	0632060-0	1	WASHER, by-pass valve spring
8	0900970-5	1	PIN, cotter, 1/16" x 1/2"
9	0632062-6	1	RING, sealing, filter head
10	0632063-4	1	O-RING, filter head
11	0631828-1	1	ELEMENT KIT (Includes items 2, 9 and 10)
12	0631872-9	1	TANK

OIL STRAINER ASSEMBLY 660800

USAGE: See page 151



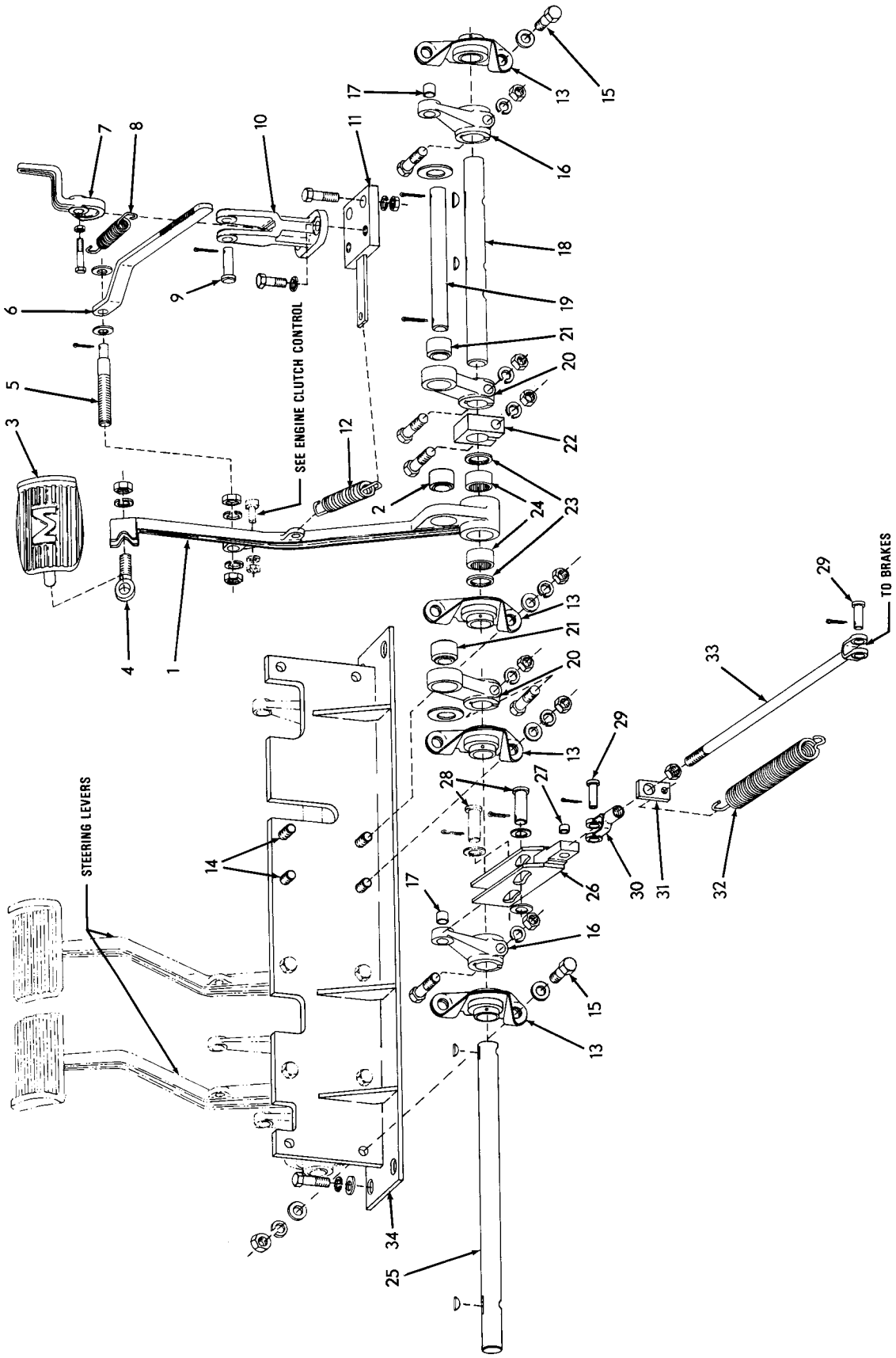
ITEM	PART NO.	QTY.	DESCRIPTION
1	661526	1	HEAD ASSEMBLY (Includes PLUG in- dented below)
	919134	1	PLUG, pipe, hex-hd., 1/8"NPT
	905662	4	CAPSCREW, 5/16"NC x 1-1/8"
	906959	4	LOCKWASHER, internal-teeth, 5/16"
2	923589	1	O-RING, body
3	661529	1	ELEMENT KIT (Includes item 2)
4	661528	1	SPRING, element
5	661527	1	BODY, oil strainer
6	662037	1	MAGNET



BRAKES

* Loaders prior to serial No. 583
 ** Loaders serial No. 583 thru 1000; also serial No. 43C01001 and up

ITEM	PART NO.	QTY.		DESCRIPTION
		*	**	
1	650328	2	2	BAND, brake
2	-----	2	-	PIN, brake band (Order items 8 thru 13)
3	650253	4	-	SPACER, brake band pin
4	646994	2	-	BLOCK, band adjusting
	915797	2	-	PIN, spring, 3/16" x 1-1/4"
5	646912	2	-	SCREW, band adjusting
6	077309	2	-	SPRING, band adjusting
7	-----	2	-	FORK, brake band (Order items 8 thru 13)
8	668292	-	2	PIN, brake band
9	668291	-	4	SPACER, brake band pin
10	668293	-	2	BLOCK, band adjusting
	915751	-	2	PIN, spring, 3/16" x 1-1/2"
11	668290	-	2	ROD, band adjusting
12	651245	-	2	SPRING, band adjusting
13	668295	-	2	FORK, brake band
14	650254	2	2	PIN, brake band yoke
	900806	4	4	PIN, cotter, 1/8" x 1"
	911100	4	4	WASHER, plain, SAE std., 5/8"
15	650269	2	2	YOKE, brake band
16	{ 648138	4	-	PIN, brake lever
	{ 668329	-	4	PIN, brake lever
17	650282	2	2	LEVER ASSY., brake band (Includes item 18)
18	049988	2	2	BUSHING, brake band lever
19	650280	2	2	BRACKET, brake band lever
	631795	8	8	CAPSCREW, Nylok, 5/8"NF x 1-3/4"
	904209	8	8	LOCKWASHER, 5/8"
20	648795	2	2	COVER, band linkage
	040382	6	6	CAPSCREW, 3/8"NC x 1-3/8"
	914847	1	1	CAPSCREW, 3/8"NC x 1-1/2"
	056721	1	1	CAPSCREW, 3/8"NC x 2-1/2"
	904206	8	8	LOCKWASHER, 3/8" } Left Cover only
21	649205	2	2	GASKET, band linkage cover
22	{ 050748	1	1	BREATHER, brake compartment (left side)
	{ 907856	1	1	PLUG, pipe, hex-socket, 3/8"NPT (right side)
23	648167	2	2	BOOT, brake rod
	921914	2	2	CLAMP, hose, 2-5/16" to 3-1/4" diam.
	921911	2	2	CLAMP, hose, 11/16" to 1-1/4"



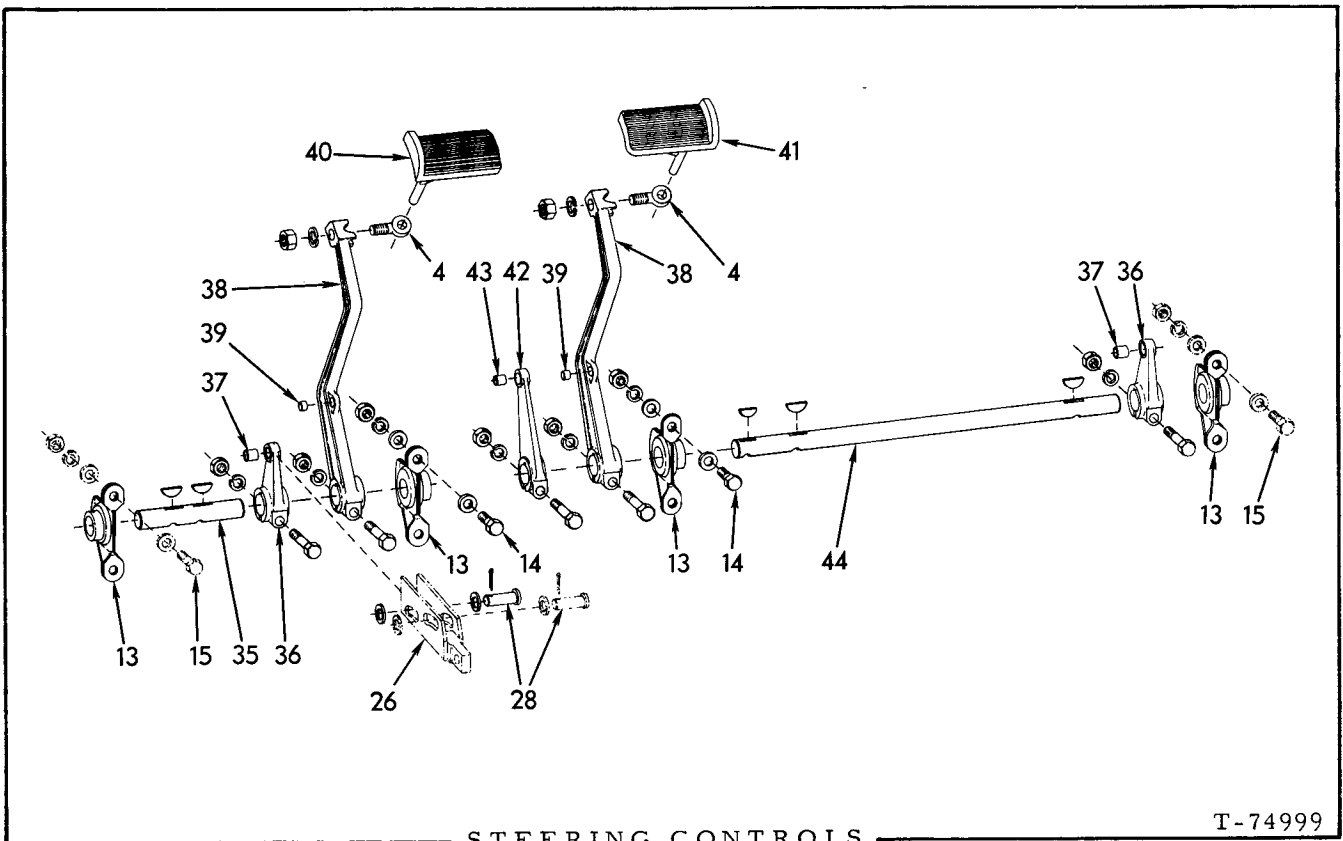
T-74994

BRAKE CONTROL (Master)

STEERING AND BRAKE CONTROLS

ITEM	PART NO.	QTY.	DESCRIPTION
1	654818	1	LEVER ASSEMBLY, pedal, master control (Includes item 2)
2	654453	1	BUSHING, brake master control pedal lever (spherical)
3	659487	1	PAD, brake master control pedal lever
4	050433	3	BOLT, eye, pedal pad
	904209	3	LOCKWASHER, 5/8"
	911044	3	NUT, 5/8"NF
5	656359	1	ROD, parking brake lock
	904209	2	LOCKWASHER, 5/8"
	911044	2	NUT, 5/8"NF
	910244	2	WASHER, plain, SAE std., 1/2"
	900805	1	PIN, cotter, 1/8" x 3/4"
6	656361	1	BAR, parking brake
7	656363	1	LOCK, parking brake
	903774	1	CAPSCREW, 5/16"NC x 2"
	906652	1	NUT, jam, 5/16"NC
8	049108	1	SPRING, parking brake lock
9	033074	1	PIN, parking brake lock
	910967	1	PIN, cotter, 1/8" x 7/8"
10	057196	1	BRACKET, parking brake lock
	614478	2	CAPSCREW, 1/2"NF x 1-3/8"
	904208	2	LOCKWASHER, 1/2"

(Continued)



STEERING CONTROLS

T-74999

STEERING AND BRAKE CONTROLS (Continued)

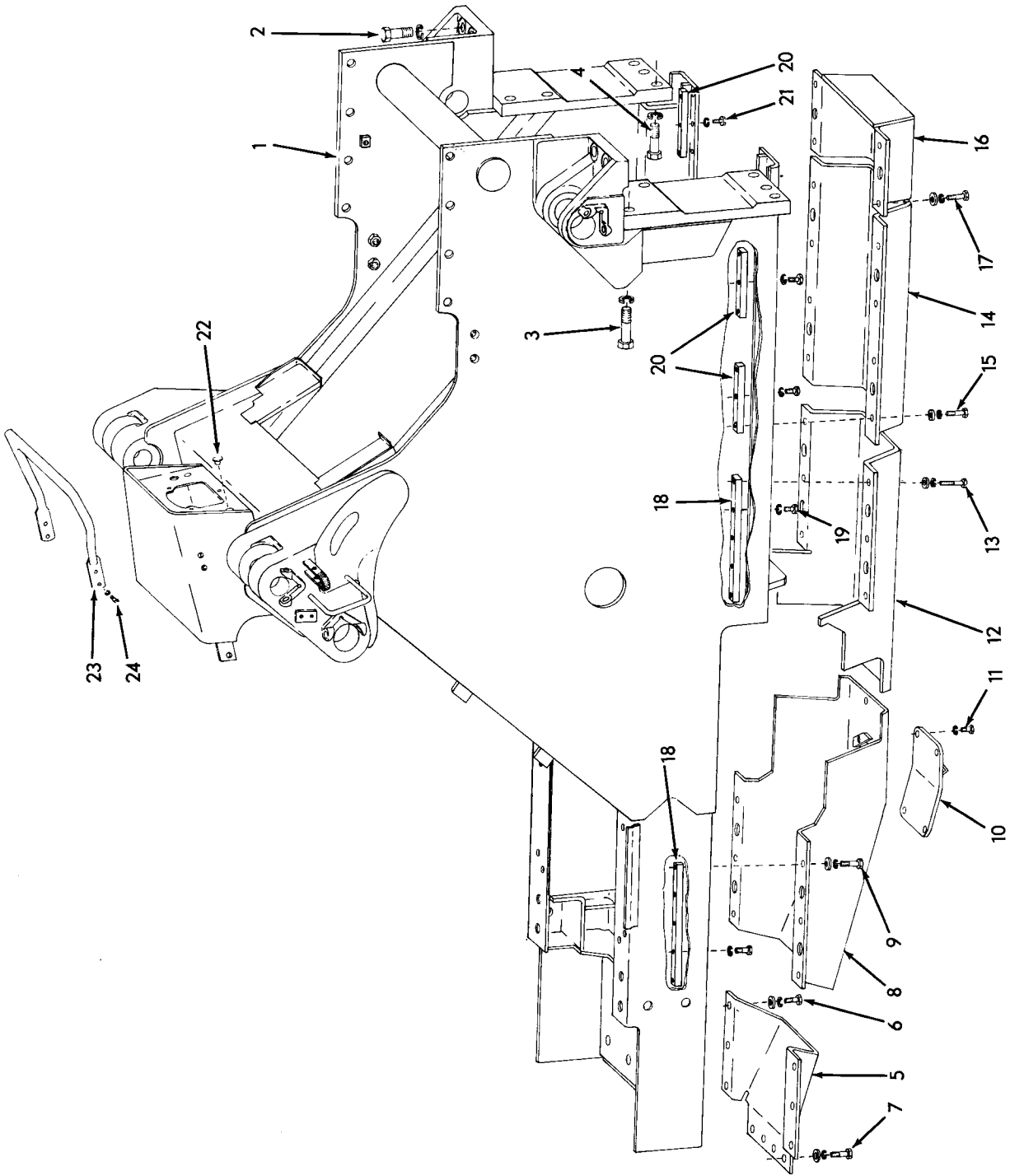
ITEM	PART NO.	QTY.	DESCRIPTION
11	656366	1	PLATE, mounting, parking brake bracket
	916313	2	CAPSCREW, 1/2"NC x 1-3/4"
	904208	2	LOCKWASHER, 1/2"
	911028	2	NUT, 1/2"NC
12	043881	1	SPRING, retracting, brake master control pedal lever
13	650026	8	BEARING, ball, pedal shaft
14	035073	8	CAPSCREW, 1/2"NF x 1-3/4"
15	035068	4	CAPSCREW, 1/2"NF x 2-1/4"
	064531	16	WASHER, plain
	904208	12	LOCKWASHER, 1/2"
	911043	12	NUT, 1/2"NF
16	654782	2	LEVER ASSEMBLY, brake master control shafts, outer (Includes item 17)
	035278	2	CAPSCREW, 1/2"NF x 2-3/4"
	904208	2	LOCKWASHER, 1/2"
	911043	2	NUT, 1/2"NF
17	052669	2	BUSHING, brake master control lever
18	654716	1	SHAFT, brake master control pedal lever
	631883	1	KEY, woodruff, #21, 1/4" x 1-1/4" (hardened)
	905126	1	KEY, woodruff, #15, 1/4" x 1"
19	655527	1	SHAFT, connecting, brake master control pedal lever
	911159	2	WASHER, plain, SAE std., 1"
	900807	2	PIN, cotter, 1/4" x 1-1/4"
20	656357	2	LEVER ASSEMBLY, brake master control shafts, inner (Includes item 21)
	035278	2	CAPSCREW, 1/2"NF x 2-3/4"
	904208	2	LOCKWASHER, 1/2"
	911043	2	NUT, 1/2"NF
21	654453	2	BUSHING, brake master control shaft lever (spherical)
22	052639	1	COLLAR, pedal lever retaining
	035278	1	CAPSCREW, 1/2"NF x 2-3/4"
	904208	1	LOCKWASHER, 1/2"
	911043	1	NUT, 1/2"NF
23	053243	2	SEAL, dust, brake master control pedal lever
24	052642	2	BEARING, needle, brake master control pedal lever
25	654715	1	SHAFT, brake master control, left side
	631883	1	KEY, woodruff #21, 1/4" x 1-1/4" (hardened)
	905126	1	KEY, woodruff #15, 1/4" x 1"
26	659725	2	YOKE ASSEMBLY, slip (Includes item 27)
27	049988	2	BUSHING, slip yoke
28	656807	4	PIN, slip yoke
	911100	8	WASHER, plain, SAE std., 5/8"
	900806	4	PIN, cotter, 1/8" x 1"
29	049993	4	PIN, brake rod yoke
	900806	4	PIN, cotter, 1/8" x 1"
30	068389	2	YOKE, control rod

(Continued)

STEERING AND BRAKE CONTROLS (Continued)

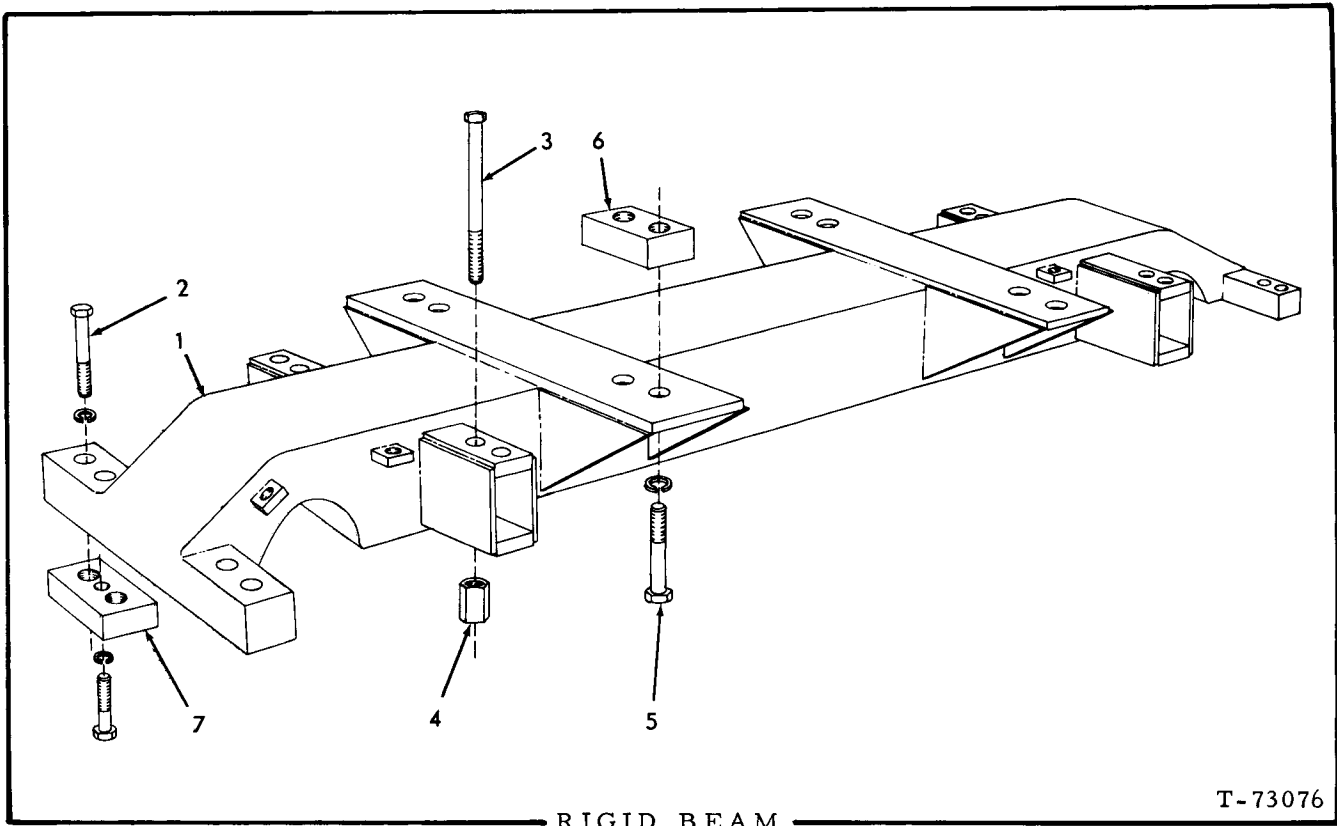
ITEM	PART NO.	QTY.	DESCRIPTION
31	650039	2	PLATE, control rod spring
32	035942	2	SPRING, control rod retraction
33	656362	2	ROD, brake control
	913830	2	NUT, jam, 1/2"NF
34	654687	1	PLATE, mounting
	035236	4	CAPSCREW, 1/2"NC x 1-3/4"
	904208	4	LOCKWASHER, 1/2"
	064531	4	WASHER, plain
35	654592	1	SHAFT, left brake pedal lever
	631883	2	KEY, woodruff #21, 1/4" x 1-1/4"(hardened)
36	654767	2	LEVER ASSEMBLY, pedal front shaft (Includes item 37)
	035278	2	CAPSCREW, 1/2"NF x 2-3/4"
	904208	2	LOCKWASHER, 1/2"
	911043	2	NUT, 1/2"NF
37	052669	2	BUSHING, pedal shaft lever
38	654454	2	LEVER ASSEMBLY, brake pedal (Includes item 39)
	035278	2	CAPSCREW, 1/2"NF x 2-3/4"
	904208	2	LOCKWASHER, 1/2"
	911043	2	NUT, 1/2"NF
39	624584	2	BUSHING, pedal lever
40	623151	1	PAD, left brake pedal lever
41	641820	1	PAD, right brake pedal lever
42	650497	1	LEVER ASSEMBLY, steering valve actuating (Includes item 43)
	035278	1	CAPSCREW, 1/2"NF x 2-3/4"
	904208	1	LOCKWASHER, 1/2"
	911043	1	NUT, 1/2"NF
43	624584	1	BUSHING, steering valve lever
44	654722	1	SHAFT, right brake pedal lever
	631883	2	KEY, woodruff #21, 1/4" x 1-1/4" (hardened)
	905126	1	KEY, woodruff #15, 1/4" x 1"

MAIN FRAME



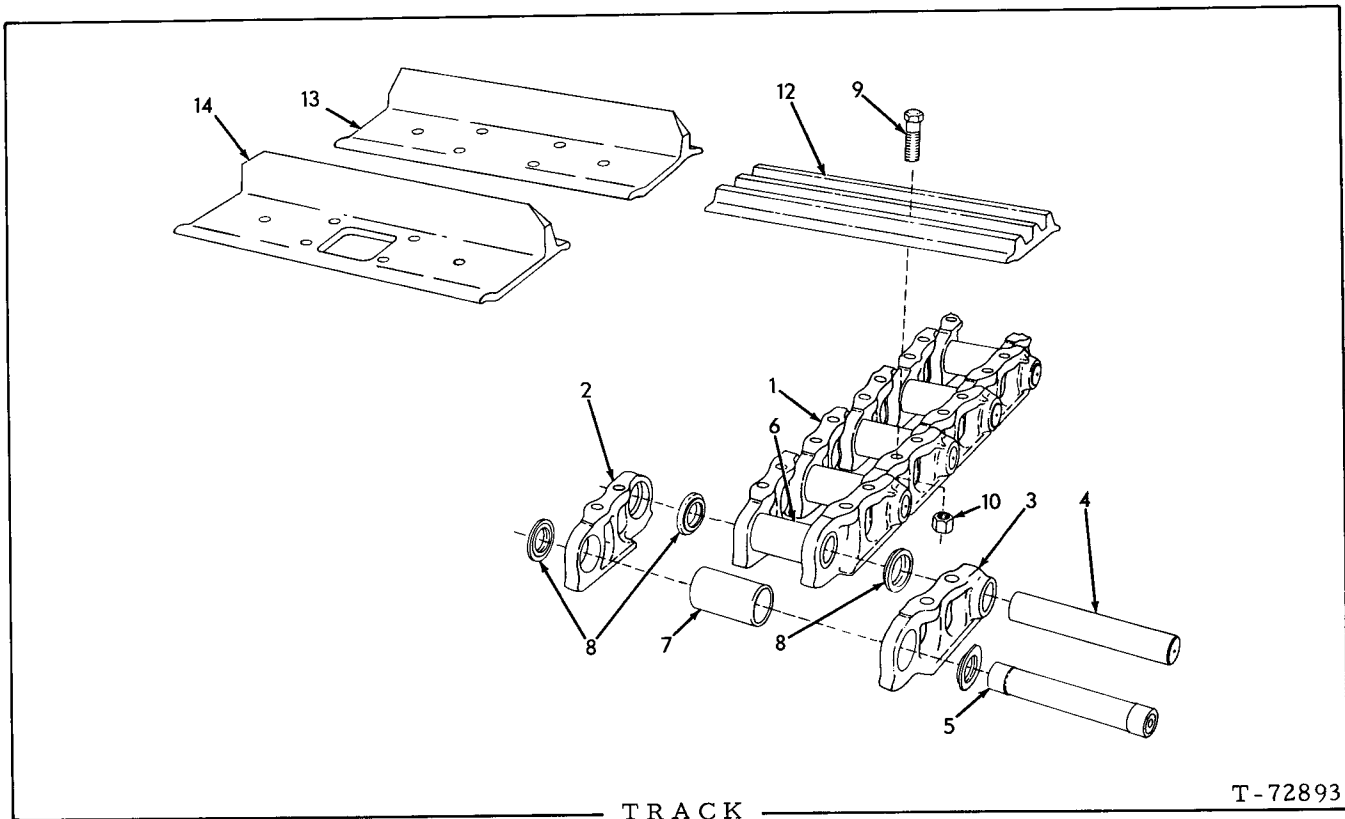
MAIN FRAME

ITEM	PART NO.	QTY.	DESCRIPTION
1	0655937-1	1	FRAME, main (Loaders prior to #1001)
	0666942-8	1	FRAME, main (Loader units #1001 and up)
2	0655948-8	4	CAPSCREW, 1"NF x 2-3/4"
3	0927637-9	4	CAPSCREW, 1"NF x 4-3/4"
4	0928235-1	10	CAPSCREW, Nylok, 1"NF x 3-3/4"
	0914728-1	18	LOCKWASHER, 1"
5	0655938-9	1	SUPPORT, fuel tank (Loaders prior to #1001)
	0666923-8	1	SUPPORT, fuel tank (Loader units #1001 and up)
6	0922726-5	6	CAPSCREW, 1/2"NF x 1-1/2"
7	0921556-7	4	CAPSCREW, 1/2"NC x 2"
	0912441-3	10	LOCKWASHER, 1/2"
	0064531-7	10	WASHER, plain
8	0655940-5	1	GUARD ASSY., crankcase (Includes items 10 and 11)
9	0927236-0	6	CAPSCREW, 1/2"NF x 2"
	0912441-3	6	LOCKWASHER, 1/2"
	0064531-7	6	WASHER, plain
10	0656337-3	1	COVER, oil drain hole
11	0070467-6	4	CAPSCREW, 1/2"NF x 1"
	0904208-6	4	LOCKWASHER, 1/2"
12	0655942-1	1	GUARD, torque converter (Loaders prior to #1001)
	0666920-4	1	GUARD, torque converter (Loader units #1001 and up)
13	0916420-3	6	CAPSCREW, 1/2"NF x 2-1/4"
	0912441-3	6	LOCKWASHER, 1/2"
	0064531-7	6	WASHER, plain
14	0655943-9	1	GUARD, transmission, front section
15	0916420-3	8	CAPSCREW, 1/2"NF x 2-1/4"
	0912441-3	8	LOCKWASHER, 1/2"
	0064531-7	8	WASHER, plain
16	0655947-0	1	GUARD, transmission, rear section (Loaders prior to #1001)
	0666922-0	1	GUARD, transmission, rear section (Loader units #1001 and up)
17	0916420-3	4	CAPSCREW, 1/2"NF x 2-1/4"
	0912441-3	4	LOCKWASHER, 1/2"
	0064531-7	4	WASHER, plain
18	0655941-3	4	BAR, tapped, guard attachment (long)
19	0927574-4	8	CAPSCREW, 1/2"NF x 1-3/8"
	0912441-3	8	LOCKWASHER, 1/2"
20	0655944-7	6	BAR, tapped, guard attachment (short)
21	0927574-4	6	CAPSCREW, 1/2"NF x 1-3/8"
	0912441-3	6	LOCKWASHER, 1/2"
22	0658770-3	1	PLUG, plastic (Removed when Primer is installed)
23	0660603-2	1	BAR, grab
24	0921565-8	4	CAPSCREW, 3/8"NC x 1-1/2"
	0910287-2	4	LOCKWASHER, 3/8"



ITEM	PART NO.	QTY.	DESCRIPTION
1	669249	1	BEAM, rigid
2	926283	8	CAPSCREW, beam to track frame (1"NF x 5-3/4")
	910916	8	LOCKWASHER, 1"
3	654556	8	CAPSCREW, beam to track frame (1"NF x 11-1/4")
4	600236	8	NUT, high, 1"NF
5	052077	8	CAPSCREW, beam to main frame (1-1/4"NF x 6")
	904210	8	LOCKWASHER, 1-1/4"
6	654557	4	BLOCK, tapped (main frame)
7	655756	2	BLOCK, tapped (track frame)
	915659	2	CAPSCREW, 1/2"NF x 2-1/4" (Early units)
	916315	2	CAPSCREW, 1/2"NC x 2-1/4" (Late units)
	904208	2	LOCKWASHER, 1/2"

MEMO



TRACK

T-72893

* Standard equipment (Sealed type)
 ** Special equipment (Unsealed type)(Loaders prior to unit #43C01044)
 *** Special equipment (Unsealed type)(Loaders unit #43C01044 and up)

ITEM	PART NO.	QUANTITY			DESCRIPTION
		*	**	***	
1	0668950-9	2	-	-	CHAIN ASSY. (42 links)(Consists of items 2 thru 8)
	0668994-7	-	2	-	CHAIN ASSY. (42 links)(Consists of items 2 thru 8)
	0677623-1	-	-	2	CHAIN ASSY. (42 links)(Consists of items 2 thru 8)
2	0632975-9	82	84	-	LINK, left
	0676871-7	-	-	82	LINK, left
	0664957-8	2	-	2	LINK, master, left
3	0664956-0	82	84	-	LINK, right
	0676872-5	-	-	82	LINK, right
	0645934-1	2	-	2	LINK, master, right
4	0633365-2	82	82	82	PIN
5	0665383-6	2	2	2	PIN, master
6	0645920-0	82	-	-	BUSHING (6-15/16" long)
	0633364-5	-	82	82	BUSHING (7-3/4" long)
7	0645947-3	2	2	2	BUSHING, master (6-3/4" long)

(Continued)

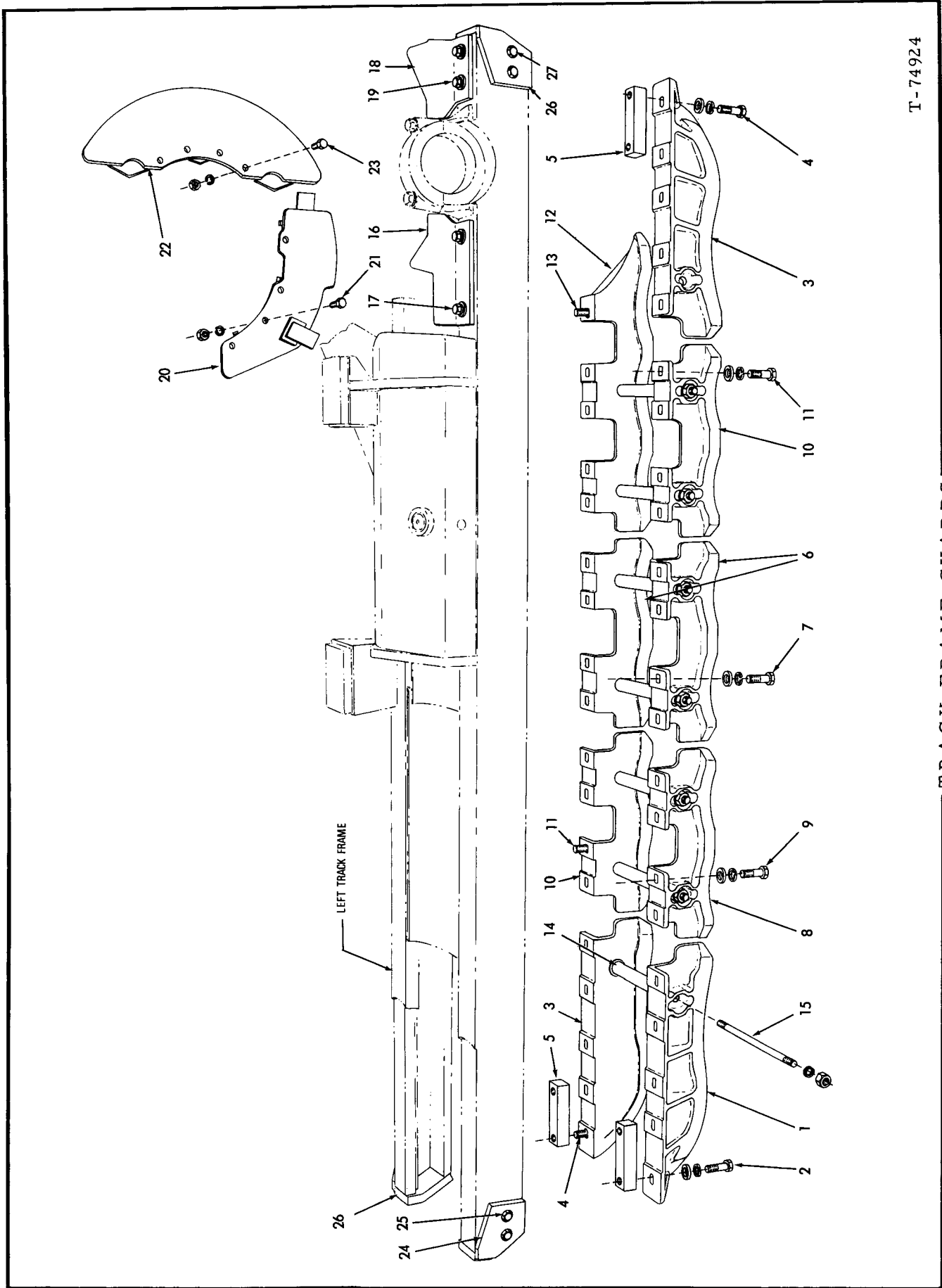
TRACK (Continued)

ITEM	PART NO.	QUANTITY			DESCRIPTION
		*	**	***	
8	0645784-0	168	-	-	SEAL
	0633266-2	-	4	-	SPACER, master bushing (1/2" thick)
	0679734-4	-	-	4	SPACER, master bushing (3/8" thick)
9	0097324-8	336	336	336	BOLT, track shoe (3/4"NF x 2-1/2")
10	0083617-1	336	336	336	NUT, high, 3/4"NF
11	0644381-6	1	1	1	GAUGE, track wear (Not illustrated)

TRACK SHOES

COMPLETE TRACK ASSEMBLIES
WITH SHOES (2 Required)

	PART NO.	QUANTITY			DESCRIPTION	COMPLETE TRACK ASSEMBLIES WITH SHOES (2 Required)		
		*	**	***		* (42 links)	** (42 links)	*** (42 links)
12	0663970-2	84	84	84	SHOE, semi-grouser, open-center, 18" . . .0668952-5	-----	0666772-9	-----
13	0633380-1	84	-	-	SHOE, grouser 18" . . .0677577-9	-----	-----	-----
14	0633337-1	84	-	-	SHOE, grouser, open-center, 18" . . .0668959-0	-----	-----	-----



T-74924

TRACK FRAME GUARDS

TRACK FRAME GUARDS

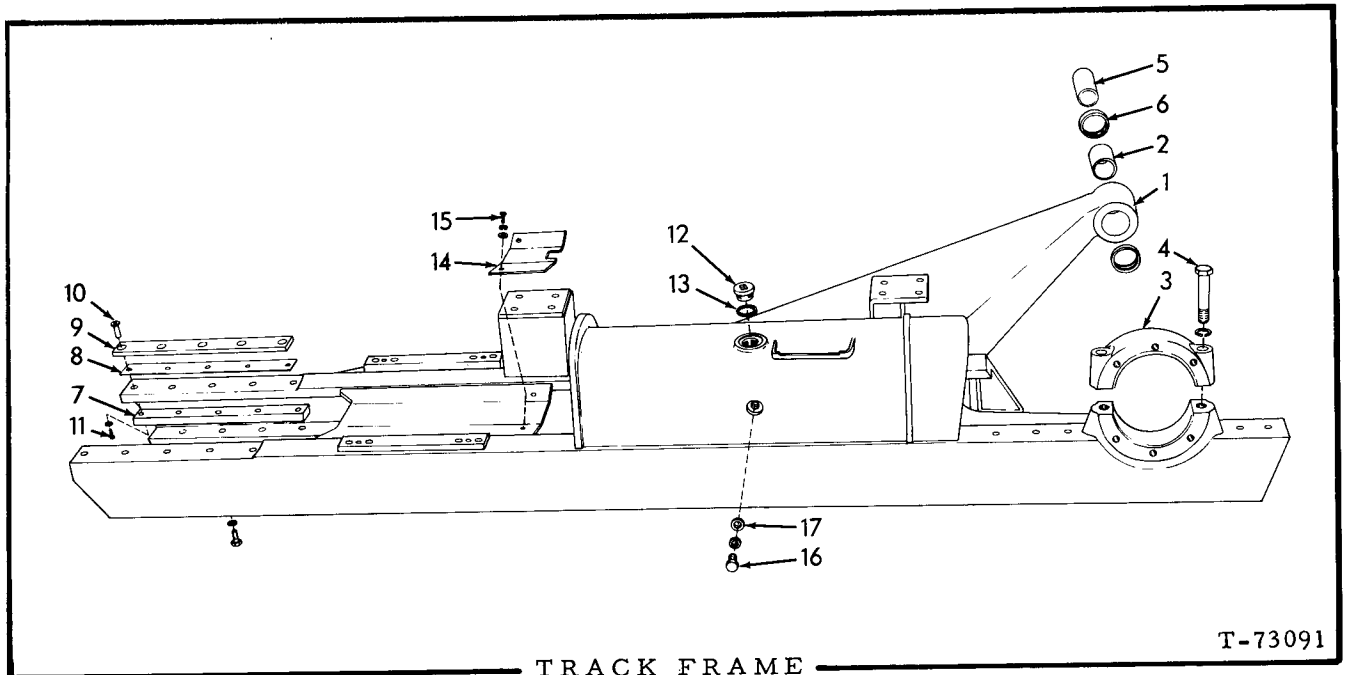
* Partial guarding. Standard equipment
 ** Full guarding. Special equipment

ITEM	PART NO.	QTY.		DESCRIPTION
		*	**	
1	655749	3	3	GUARD, end section, left hand
2	928146	15	15	CAPSCREW, 3/4"NF x 3-1/4"
	904369	15	15	LOCKWASHER, 3/4"
	677012	15	15	WASHER, plain
3	655750	3	3	GUARD, end section, right hand
4	928146	15	15	CAPSCREW, 3/4"NF x 3-1/4"
	904369	15	15	LOCKWASHER, 3/4"
	677012	15	15	WASHER, plain
5	632323	12	12	BLOCK, tapped, guard attachment
6	655766	-	4	GUARD, center section
7	916335	-	16	CAPSCREW, 3/4"NF x 3-1/4"
	904369	-	16	LOCKWASHER, 3/4"
	061689	-	16	WASHER, plain
8	656405	-	3	GUARD, intermediate section, left hand
9	916335	-	12	CAPSCREW, 3/4"NF x 3-1/4"
	904369	-	12	LOCKWASHER, 3/4"
	061689	-	12	WASHER, plain
10	656406	-	3	GUARD, intermediate section, right hand
11	916335	-	12	CAPSCREW, 3/4"NF x 3-1/4"
	904369	-	12	LOCKWASHER, 3/4"
	061689	-	12	WASHER, plain
12	{ 655747	-	1	GUARD, rear inner section, left side
	{ 655748	-	1	GUARD, rear inner section, right side
13	916335	-	10	CAPSCREW, 3/4"NF x 3-1/4"
	904369	-	10	LOCKWASHER, 3/4"
	061689	-	10	WASHER, plain
14	082915	2	14	SPACER, guard bracing
	911116	4	4	WASHER, plain, SAE std., 7/8"
15	655193	2	14	ROD, guard bracing
	914727	4	28	LOCKWASHER, 7/8"
	911046	4	28	NUT, 7/8"NF
16	{ 655739	1	1	PLATE, front closure, left side
	{ 655740	1	1	PLATE, front closure, right side
	{ 669595	1	1	PLATE, front closure, left side
	{ 669596	1	1	PLATE, front closure, right side
17	{ 035073	4	4	CAPSCREW, 1/2"NF x 1-3/4" (Early units)
	{ 920585	4	4	CAPSCREW, 1/2"NC x 1-3/4" (Late units)
	{ 912441	4	4	LOCKWASHER, 1/2"
	{ 677008	4	4	WASHER, plain
18	{ 655741	1	1	PLATE, rear closure, left side
	{ 655742	1	1	PLATE, rear closure, right side
	{ 669593	1	1	PLATE, rear closure, left side
	{ 669594	1	1	PLATE, rear closure, right side
19	{ 035073	4	4	CAPSCREW, 1/2"NF x 1-3/4" (Early units)
	{ 920585	4	4	CAPSCREW, 1/2"NC x 1-3/4" (Late units)
	{ 912441	4	4	LOCKWASHER, 1/2"
	{ 677008	4	4	WASHER, plain

(Continued)

TRACK FRAME GUARDS (Continued)

ITEM	PART NO.	*	**	DESCRIPTION	
20	656391	-	1	GUARD, track sprocket, lower left	} Loaders prior to #1000
	656392	-	1	GUARD, track sprocket, lower right	
	669937	-	1	GUARD, track sprocket, lower left	} Loader units #01001 and up
	669938	-	1	GUARD, track sprocket, lower right	
21	916314	-	8	CAPSCREW, 1/2"NC x 1-3/4"	
	904208	-	8	LOCKWASHER, 1/2"	
	911028	-	8	NUT, 1/2"NC	
22	656393	-	2	GUARD, track sprocket, upper (Loaders prior to #1000)	
	669924	-	2	GUARD, track sprocket, upper (Loader units #01001 and up)	
23	916314	-	8	CAPSCREW, 1/2"NC x 1-3/4"	
	904208	-	8	LOCKWASHER, 1/2"	
	911028	-	8	NUT, 1/2"NC	
24	656749	-	3	GUARD, end, left hand	
25	023465	-	6	CAPSCREW, 5/8"NF x 1-3/4"	
	904209	-	6	LOCKWASHER, 5/8"	
	911044	-	6	NUT, 5/8"NF	
26	656750	-	3	GUARD, end, right hand	
27	023465	-	6	CAPSCREW, 5/8"NF x 1-3/4"	
	904209	-	6	LOCKWASHER, 5/8"	
	911044	-	6	NUT, 5/8"NF	

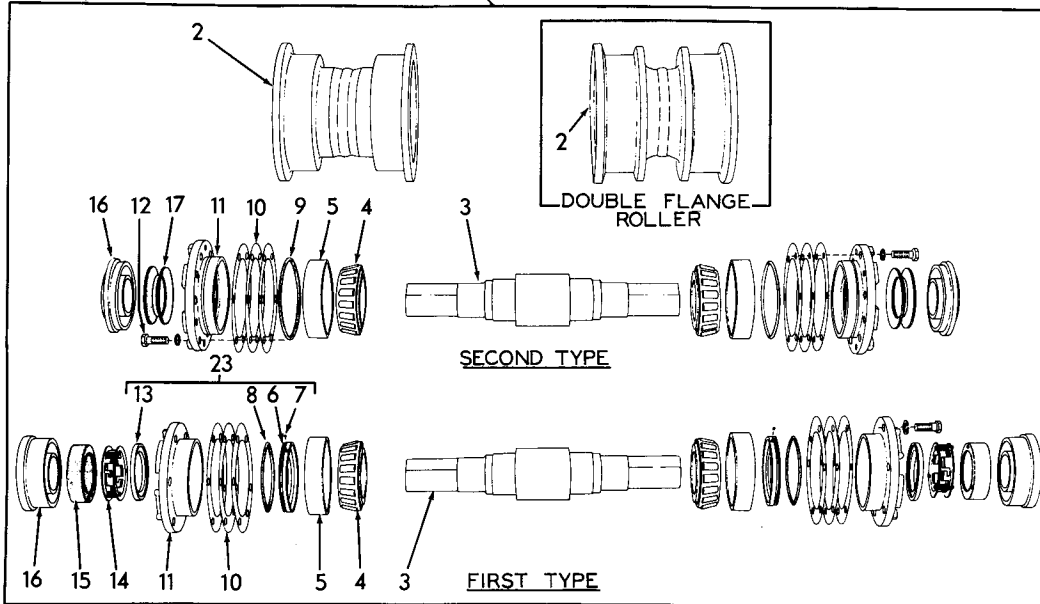
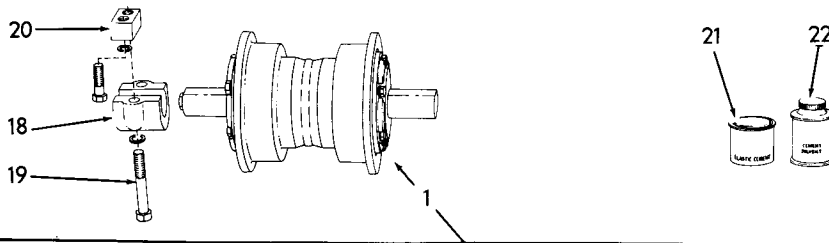


T-73091

TRACK FRAME

ITEM	PART NO.	QTY.	DESCRIPTION
1	-----	1	FRAME ASSY., left (Includes items 2 thru 4)(Original equipment. Order FRAME ASSY. 0678385-6 and SERVICE KIT 0680081-7. See page 190)
	0678385-6	1	FRAME ASSY., left (Includes item 2 thru 4)(Service replacement)
	-----	1	FRAME ASSY., right (Includes items 2 thru 4)(Original equipment. Order FRAME ASSY. 0678386-4 and SERVICE KIT 0680082-5. See page 190)
	0678386-4	1	FRAME ASSY., right (Includes items 2 thru 4)(Service replacement)
2	0056261-1	2	BUSHING, connecting shaft
3	0056895-6	2	CAP, sprocket shaft bearing
4	0925954-0	4	CAPSCREW, 3/4"NF x 4-1/2"
	0914726-5	4	LOCKWASHER, 3/4"
5	0655765-6	2	SHAFT, connecting
6	0629733-7	4	SEAL, connecting shaft
7	0631031-2	4	BAR, slide, track idler, lower
8	0637701-4	4	SHIM, slide bar (.014" thick. Use as required)
	0632580-7	8	SHIM, slide bar (.028" thick. Use as required)
9	0639021-5	4	BAR, slide, track idler, upper
10	0631034-6	20	DOWEL, tapped, track idler slide bar
11	0646045-5	20	CAPSCREW, Nylok, 3/8"NF x 1"
	0647080-1	20	WASHER, plain
12	0035250-0	2	PLUG, oil filler, release spring compartment
13	0667252-1	2	GASKET, oil filler plug
14	0655752-4	2	PLATE, dirt closure (Original equipment)
	0678848-3	2	PLATE, dirt closure (Use with service replacement Frame)
15	0923193-7	4	CAPSCREW, 3/8"NF x 1-1/4"
	0677006-9	4	WASHER, plain
16	0916270-2	2	CAPSCREW, oil level check (3/8"NC x 1/2")
	0922464-3	2	WASHER, plain
17	0663967-8	2	WASHER, sealing, oil level capscREW

Effective with loader #415



TRACK ROLLER

T-76885

USAGE: Standard equipment.

* Loader prior to serial No. 1000; also on Loader unit No. 43C01001 thru 43C01033.

** Loader unit No. 43C01034 and up.

ITEM	PART NO.	QTY.	DESCRIPTION
		* **	
1	0632983-3	1 -	ROLLER ASSY., single flange (Consists of items 2 thru 8 and 10 thru 16)
	0669682-7	1 -	ROLLER ASSY., double flange (Consists of items 2 thru 8 and 10 thru 16)
	0675323-0	- 1	ROLLER ASSY., single flange (Consists of items 2 thru 5, 9 thru 12, 16 and 17)
	0675327-1	- 1	ROLLER ASSY., double flange (Consists of items 2 thru 5, 9 thru 12, 16 and 17)
2	0632982-5	1 -	ROLLER, single flange
	0669683-5	1 -	ROLLER, double flange
	0675322-2	- 1	ROLLER, single flange
	0675326-3	- 1	ROLLER, double flange
3	0622002-4	1 1	SHAFT

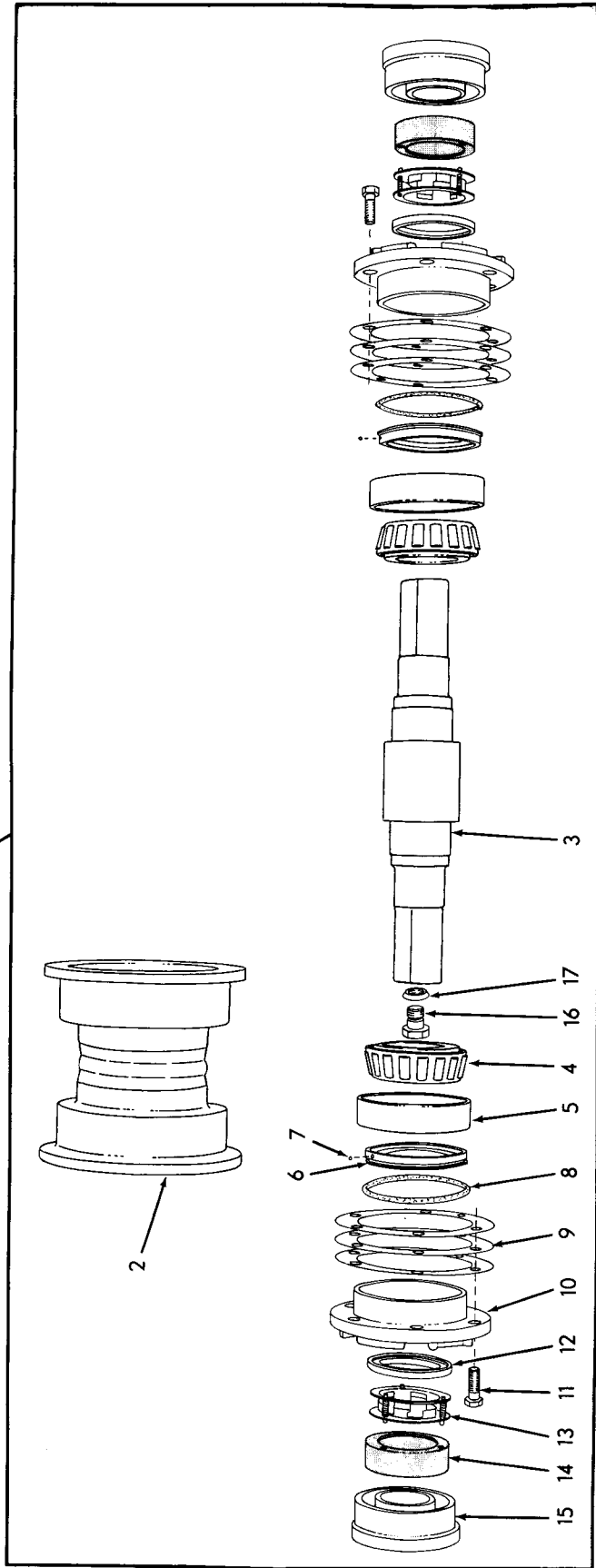
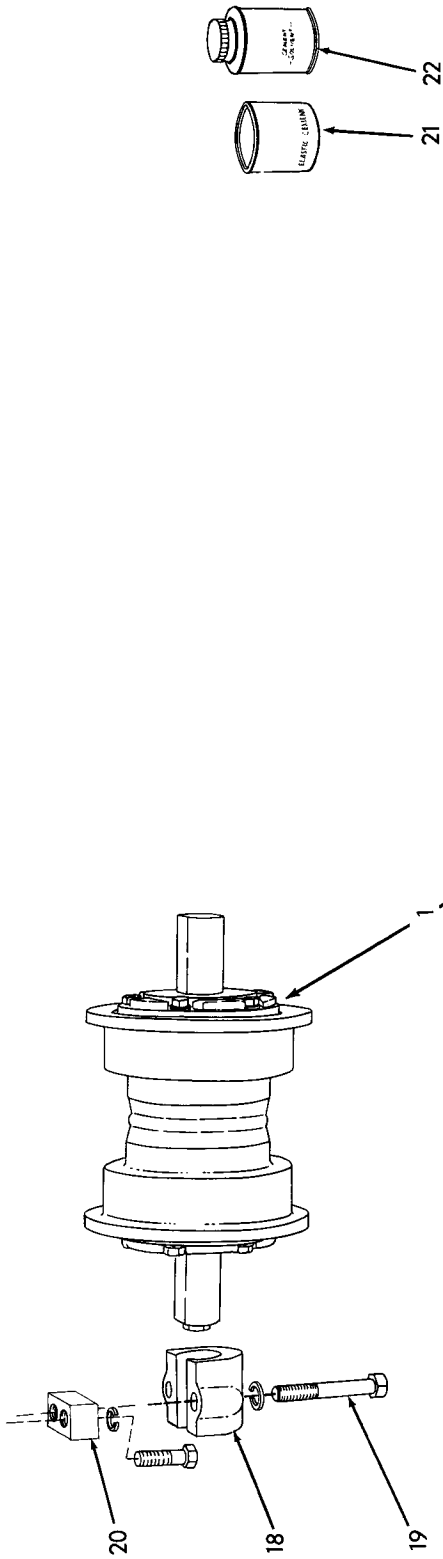
(Continued)

TRACK ROLLER (Continued)

ITEM	PART NO.	QTY.	DESCRIPTION
		* **	
4	0087027-9	2 -	CONE ASSY., bearing
	0673415-6	- 2	CONE ASSY., bearing
5	0680631-9	2 2	CUP, bearing
6	0645976-2	2 -	□RING, seal, inner
7	0905357-0	2 -	□BALL, steel, 3/16" diam.
8	0923588-8	2 -	□O-RING, seal packing
9	0924772-7	- 2	O-RING, retainer (Used on unit #1034 thru #1047)
	0923820-5	- 2	O-RING, retainer (Unit #1048 and up)
10	0655464-6	4 4	SHIM, bearing adjustment (.003" thick) } Use as req'd.
	0077287-1	4 4	
	0077286-3	4 4	
	0077285-5	2 2	
11	0665815-7	2 -	RETAINER, bearing
	0670074-4	- 2	RETAINER, bearing (used on unit # 1034 thru # 1047)
	0679613-0	- 2	RETAINER, bearing (Unit #1048 and up)
12	0922155-7	12 12	CAPSCREW, 1/2" NF x 1-1/4"
	0912441-3	12 12	LOCKWASHER, 1/2"
13	0051124-6	2 -	□RING, seal, outer
14	0051121-2	2 -	SPRING ASSEMBLY, seal (Serviced only as a unit)
15	0051112-1	2 -	BOOT, seal spring
16	0074487-0	2 -	RETAINER, seal
	0670073-6	- 2	RETAINER, seal
17	0670071-0	- 2	SEAL ASSY., (Consists of 2 seals. Serviced only as a unit)
18	0066692-5	2 2	BRACKET, attaching
19	0925947-4	4 4	CAPSCREW, 3/4"NF x 4-1/4"
	0914726-5	4 4	LOCKWASHER, 3/4"
20	0631290-4	4 4	BLOCK, attaching capscrows } Not used when Track Frame Guards are installed
	0921171-5	4 4	
	0914726-5	4 4	
21	0033288-2	- -	CEMENT, neoprene, 1/2 pint can
22	0054890-9	- -	SOLVENT, neoprene cement, 1/2pint can
23	0083212-1	1 -	SEAL KIT (Includes items 6, 7, 8 and 13)

NOTE: All quantities indicated above are for one (1) roller only.
The number of rollers used is 14, 6 single flange and 8 double flange.

□Components of item 23



T-5149

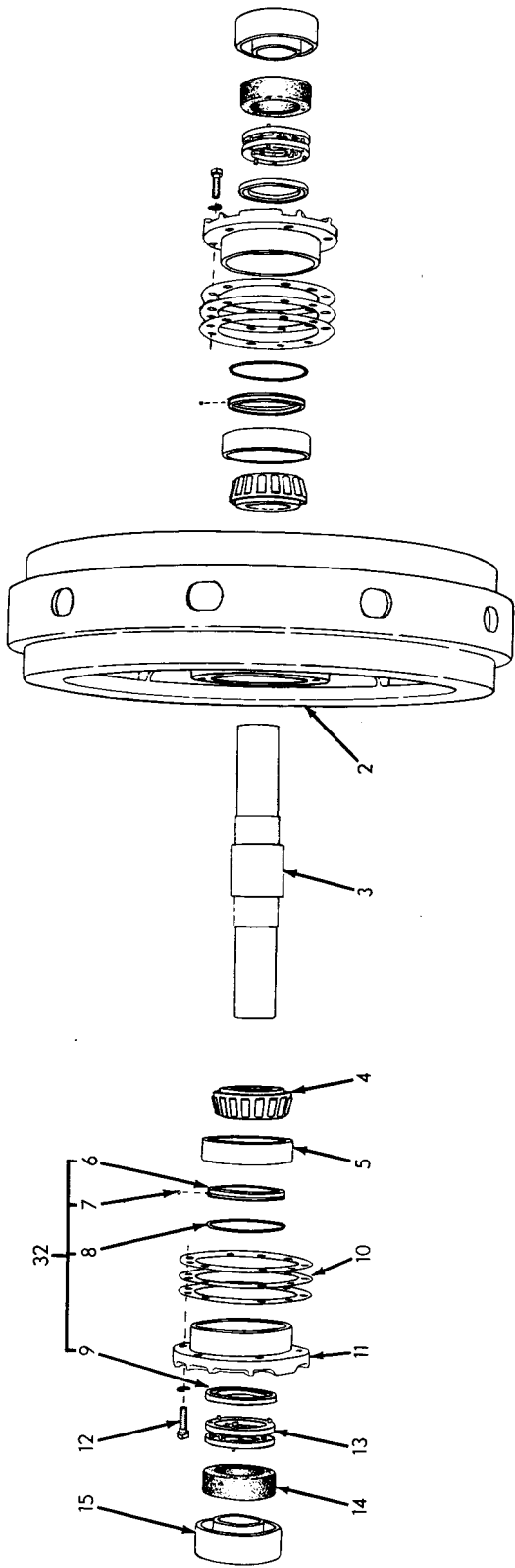
TRACK ROLLERS (Special)

TRACK ROLLERS

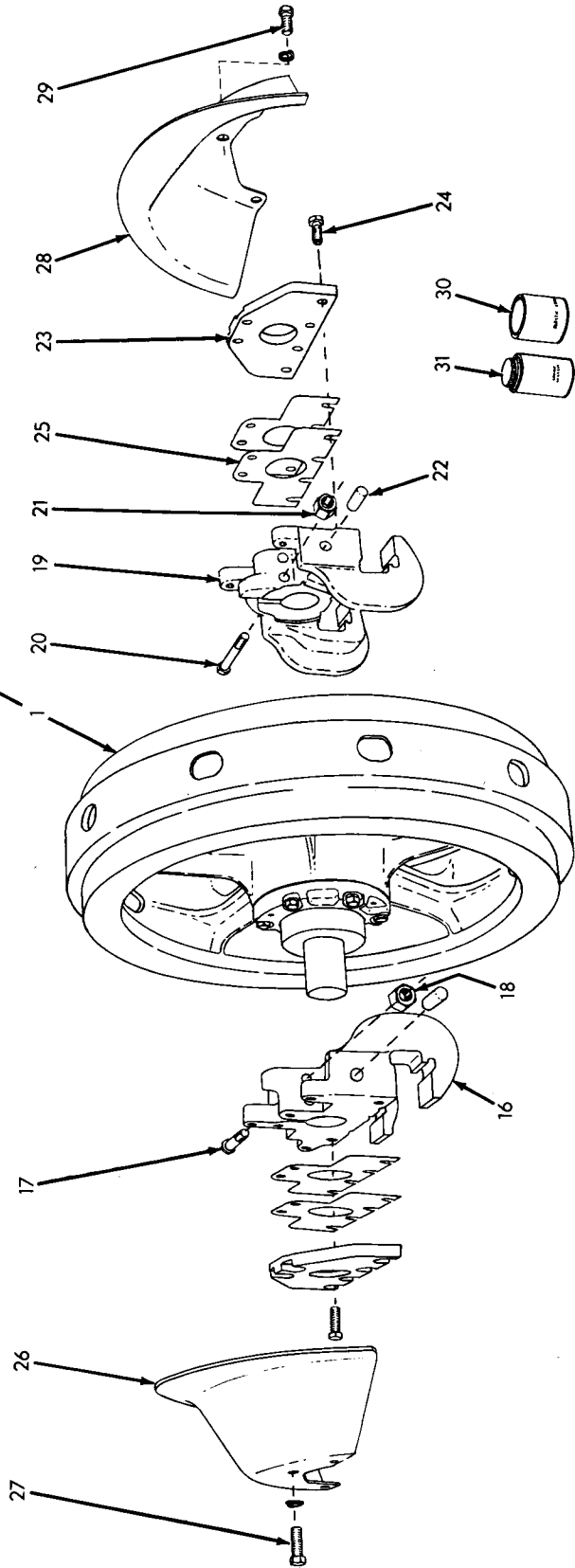
USAGE: Special. Units for Steel Mill slag removal

ITEM	PART NO.	QTY.	DESCRIPTION	
1	0666593-9	1	ROLLER ASSEMBLY, single flange (Consists of items 2 thru 17)	
2	0632982-5	1	ROLLER, single flange	
3	0666591-3	1	SHAFT	
4	0087027-9	2	CONE ASSEMBLY, bearing	
5	0087026-1	2	CUP, bearing	
6	0645976-2	2	RING, seal, inner	
7	0905357-0	2	BALL, steel, 3/16" diam.	
8	0926078-7	2	O-RING, seal packing	
9	0655464-6	4	SHIM, bearing adjustment (.003" thick)	} Use as req'd
	0077287-1	4	SHIM, bearing adjustment (.007" thick)	
	0077286-3	4	SHIM, bearing adjustment (.010" thick)	
	0077285-5	2	SHIM, bearing adjustment (.032" thick)	
10	0666615-0	2	RETAINER, bearing	
11	0922155-7	12	CAPSCREW, 1/2"NF x 1-1/4"	
12	0051124-6	2	RING, seal, outer	
13	0051121-2	2	SPRING ASSEMBLY, seal (Serviced only as a unit)	
14	0666592-1	2	BOOT, seal spring	
15	0074487-0	2	RETAINER, seal	
16	0034042-2	1	PLUG, shaft lubricating hole	
17	0034043-0	1	GASKET, lubricating hole plug	
18	0066692-5	2	BRACKET, attaching	
19	0035423-3	4	CAPSCREW, 3/4"NF x 4-1/4"	
	0904369-6	4	LOCKWASHER, 3/4"	
20	0631290-4	4	BLOCK, attaching capscrews	} Not used when Track Frame Guards are installed
	0917157-0	4	CAPSCREW, 3/4"NF x 2-3/4"	
	0904369-6	4	LOCKWASHER, 3/4"	
21	0033288-2	-	CEMENT, neoprene, 1/2" pint can	} For cementing seal boots
22	0054890-9	-	SOLVENT, neoprene cement, 1/2 pint can	

NOTE: All quantities indicated above are for one (1) roller only.
The number of rollers used is 14.



T-4309



TRACK IDLER (First type)

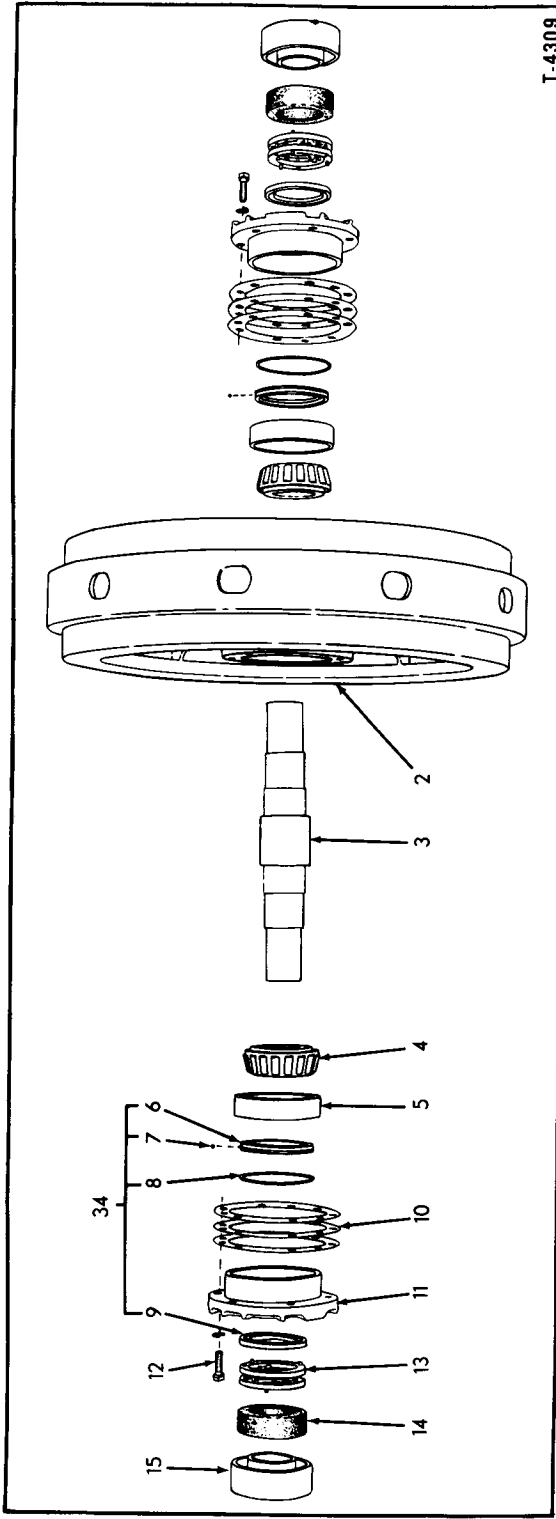
T-4291

TRACK IDLER

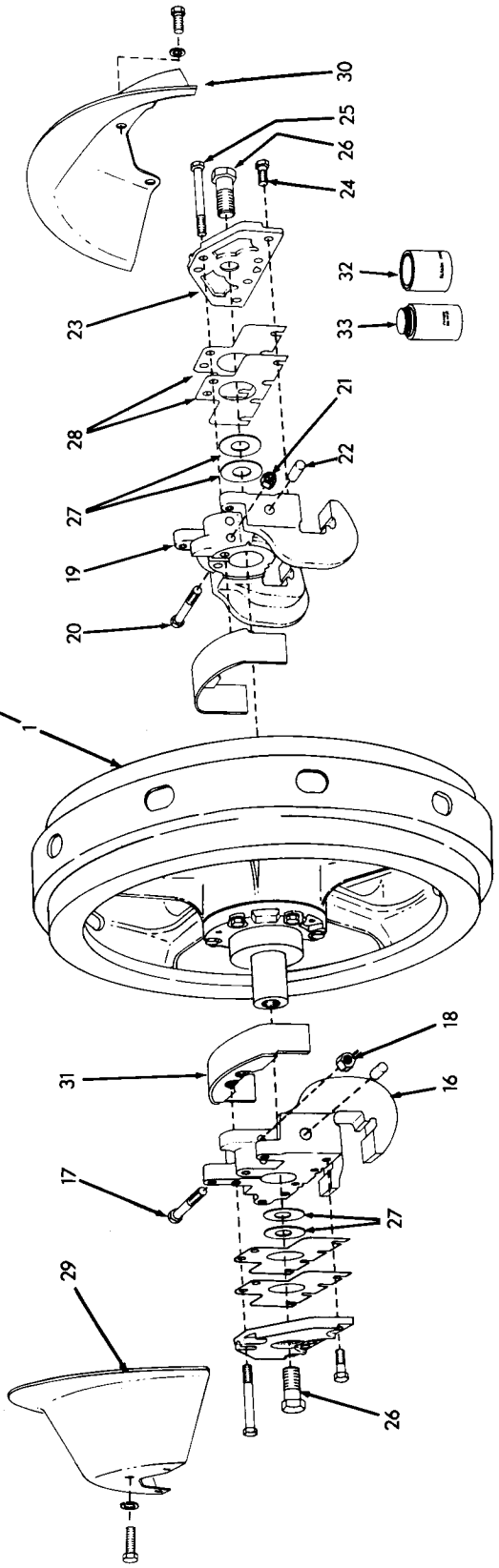
USAGE: Standard equipment. Loaders prior to #1000

ITEM	PART NO.	QTY.	DESCRIPTION	
1	655988	2	IDLER ASSEMBLY, track (Consists of items 2 thru 15)	
2	655987	2	IDLER	
3	622001	2	SHAFT	
4	042873	4	CONE ASSEMBLY, bearing	
5	042898	4	CUP, bearing	
6	670623	4	ORING, seal, inner	
7	905357	4	OBALL, steel, 3/16" diam.	
8	067137	4	OO-RING, seal ring	
9	051623	4	ORING, seal, outer	
10	{ 655528	8	SHIM, bearing adjustment (.003" thick)	} Use as req'd
		8	SHIM, bearing adjustment (.007" thick)	
		12	SHIM, bearing adjustment (.010" thick)	
		4	SHIM, bearing adjustment (.032" thick)	
11	067141	4	RETAINER, bearing	
12	035018	24	CAPSCREW, 1/2"NF x 1-1/2"	
		24	LOCKWASHER, 1/2"	
13	051959	4	SPRING ASSEMBLY, seal (serviced only as a unit)	
14	051629	4	BOOT, seal	
15	099506	4	RETAINER, seal	
16	655993	2	BRACKET ASSEMBLY, left (Includes item 22)	
17	638796	4	CAPSCREW, 5/8"NF x 5"	
18	072366	4	NUT, high, 5/8"NF	
19	655994	2	BRACKET ASSEMBLY, right (Includes item 22)	
20	638796	4	CAPSCREW, 5/8"NF x 5"	
21	072366	4	NUT, high, 5/8"NF	
22	056585	4	PIN, dowel, idler bracket to release yoke	
23	655995	4	PLATE, guide	
24	035014	24	CAPSCREW, 5/8"NF x 1-1/2"	
25	{ 655990	8	SHIM, guide plate (1/32" thick. Use as req'd)	}
		4	SHIM, guide plate (1/16" thick. Use as req'd)	
26	081405	2	GUARD, left	
27	035014	6	CAPSCREW, 5/8"NF x 1-1/2"	
		6	LOCKWASHER, 5/8"	
28	081406	2	GUARD, right	
29	035014	6	CAPSCREW, 5/8"NF x 1-1/2"	
		6	LOCKWASHER, 5/8"	
30	033288	-	CEMENT, neoprene, 1/2 pint can	} For cementing seal boots
31	054890	-	SOLVENT, neoprene cement, 1/2 pint can	
32	083209	2	SEAL KIT (Includes parts for one (1) idler only; items 6 thru 9)	

OR Components of item 32



T-4309



T-75594

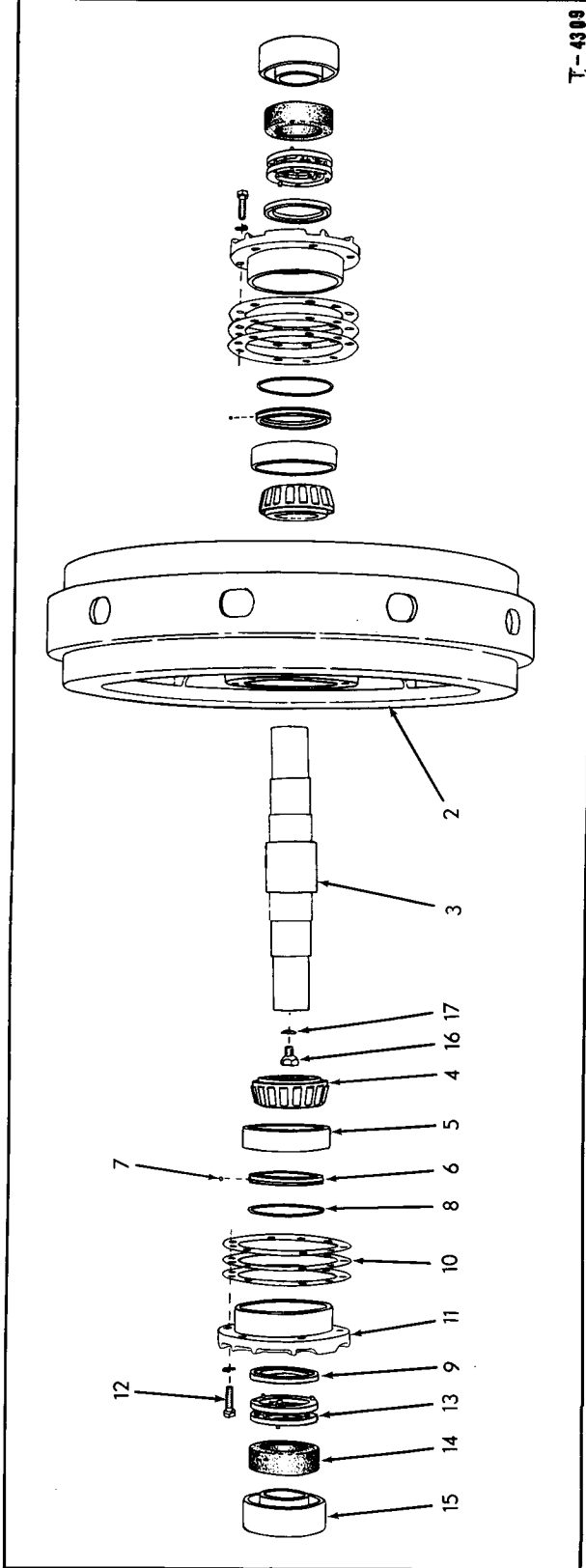
TRACK IDLER (Second type)

TRACK IDLER (Second-type)

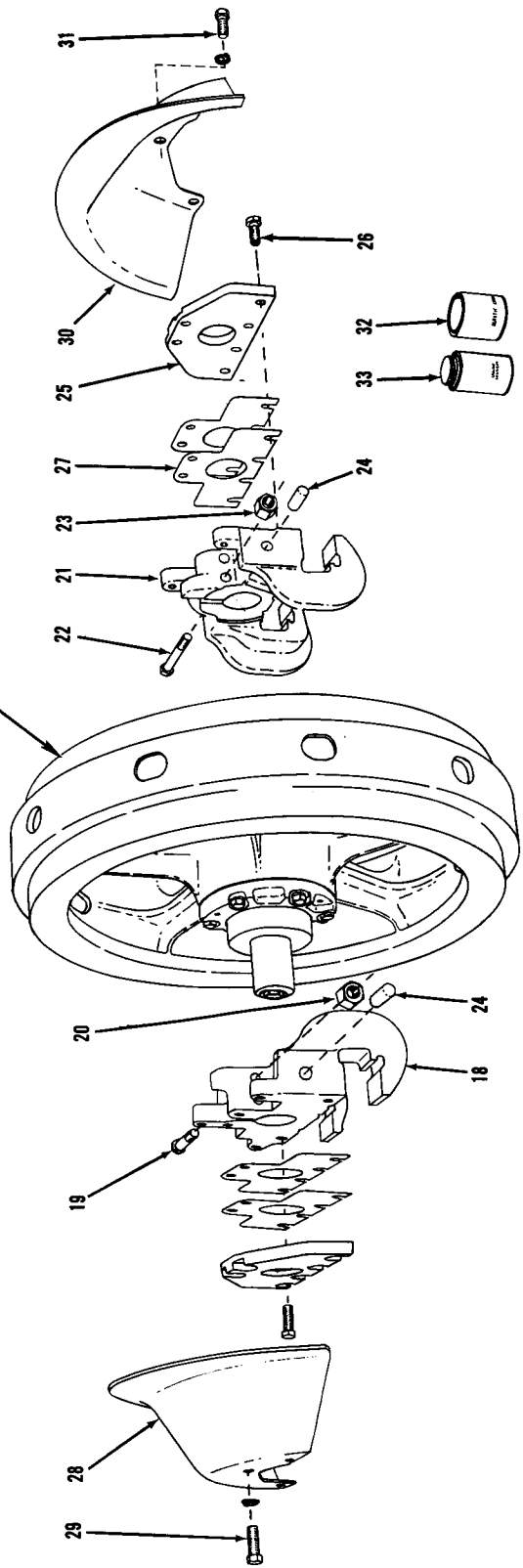
USAGE: Standard equipment. Loaders serial No. 43C01001 and up

ITEM	PART NO.	QTY.	DESCRIPTION	
1	{ 0676405-4	2	IDLER ASSY., track (Spoke-type. Standard)	} Consists of items 2 thru 15 <i>665317-</i> <i>02696168</i>
	{ 0677995-3	2	IDLER ASSY., track (Solid-type. Special)	
2	{ 0655987-6	2	IDLER (Spoke-type. Standard)	
	{ 0669703-1	2	IDLER (Solid-type, Special)	
3	0676364-3	2	SHAFT	
4	0669786-6	4	CONE ASSY., bearing	
5	0069328-3	4	CUP, bearing	
6	0670623-8	4	□ RING, seal, inner	
7	0905357-0	4	□ BALL, steel, 3/16" diam.	
8	0067137-0	4	□ O-RING, seal ring	
9	0051623-7	4	□ RING, seal, outer	
10	{ 0655528-8	8	SHIM, bearing adjustment (.003" thick)	} Use as required
	{ 0059387-1	8	SHIM, bearing adjustment (.007" thick)	
	{ 0059386-3	12	SHIM, bearing adjustment (.010" thick)	
	{ 0059385-5	4	SHIM, bearing adjustment (.032" thick)	
11	0067141-2	4	RETAINER, bearing	
12	0913105-3	24	CAPSCREW, 1/2"NF x 1-1/2"	
	0904208-6	24	LOCKWASHER, 1/2"	
13	0051959-5	4	SPRING ASSY., seal (Serviced only as a unit)	
14	0051629-4	4	BOOT, seal	
15	0099506-8	4	RETAINER, seal	
16	0657777-9	2	BRACKET ASSY., left (Includes item 22)	
17	0922319-9	4	CAPSCREW, 5/8"NF x 5"	
18	0072366-8	4	NUT, high, 5/8"NF	
19	0657778-7	2	BRACKET ASSY., right (Includes item 22)	
20	0922319-9	4	CAPSCREW, 5/8"NF x 5"	
21	0072366-8	4	NUT, high, 5/8"NF	
22	0056585-3	4	PIN, dowel, idler bracket to release yoke	
23	0669298-2	4	PLATE, guide	
24	0923884-1	16	CAPSCREW, 5/8"NF x 1-1/2"	
25	0921404-0	8	CAPSCREW, 5/8"NC x 4"	
	0910308-6	8	NUT, 5/8"NC (Not used with special idler guard)	
26	0926566-1	4	CAPSCREW, idler adjustment (1"NF x 2")	
27	{ 0669302-2	12	SHIM, idler adjustment (1/16" thick)	} Use as required
	{ 0669303-0	12	SHIM, idler adjustment (1/32" thick)	
28	{ 0655990-0	8	SHIM, guide plate (1/32" thick)	} Use as required
	{ 0655989-2	4	SHIM, guide plate (1/16" thick)	
29	0081405-3	2	GUARD, left	
	0923884-1	6	CAPSCREW, 5/8"NF x 1-1/2"	
	0912942-0	6	LOCKWASHER, 5/8"	
30	0081406-1	2	GUARD, right	
	0923884-1	6	CAPSCREW, 5/8"NF x 1-1/2"	
	0912942-0	6	LOCKWASHER, 5/8"	
31	0669791-6	4	GUARD (Special. For use with sold-type idler only)	
32	0033288-2	-	CEMENT, neoprene, 1/2 pint can	} For cementing seal boots
33	0054890-9	-	SOLVENT, neoprene cement, 1/2 pint can	
34	0083209-7	2	SEAL KIT (Includes parts for one (1) idler only; items 6 thru 9)	

□ Components of item 34



T-4309



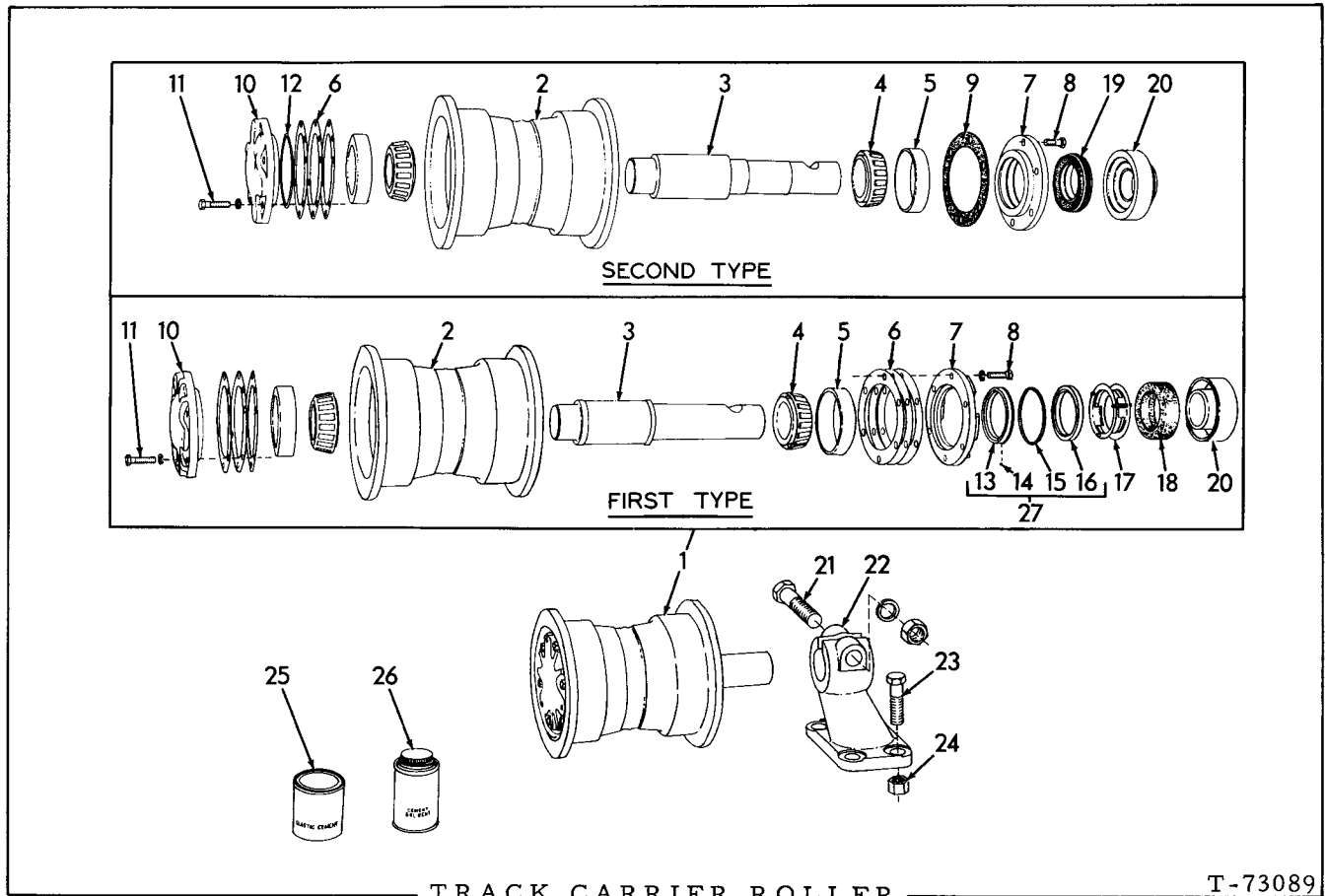
T-4291

TRACK IDLER (Special)

TRACK IDLER

USAGE: Special. Units for Steel Mill slag removal

ITEM	PART NO.	QTY.	DESCRIPTION	
1	0666585-5	2	IDLER ASSEMBLY, track (Consists of items 2 thru 17)	
2	0655987-6	2	IDLER	
3	0666586-3	2	SHAFT	
4	0042873-0	4	CONE ASSEMBLY, bearing	
5	0042898-7	4	CUP, bearing	
6	0670623-8	4	RING, seal, inner	
7	0905357-0	4	BALL, steel, 3/16" diam	
8	0926079-5	4	O-RING, seal ring	
9	0051623-7	4	RING, seal, outer	
10	0655528-8	8	SHIM, bearing adjustment (.003" thick) } SHIM, bearing adjustment (.007" thick) } SHIM, bearing adjustment (.010" thick) } SHIM, bearing adjustment (.032" thick) }	Use as req'd
	0059387-1	8		
	0059386-3	12		
	0059385-5	4		
11	0067141-2	4	RETAINER, bearing	
12	0922726-5	24	CAPSCREW, 1/2"NF x 1-1/2"	
	0912441-3	24	LOCKWASHER, 1/2"	
13	0051959-5	4	SPRING ASSEMBLY, seal (serviced only as a unit)	
14	0666587-1	4	BOOT, seal	
15	0099506-8	4	RETAINER, seal	
16	0034042-2	2	PLUG, shaft lubricating hole	
17	0034043-0	2	GASKET, lubricating hole plug	
18	0655993-3	2	BRACKET ASSEMBLY, left (Includes item 24)	
19	0638796-3	4	CAPSCREW, 5/8"NF x 5"	
20	0072366-8	4	NUT, high, 5/8"NF	
21	0655994-2	2	BRACKET ASSEMBLY, right (Includes item 24)	
22	0638796-3	4	CAPSCREW, 5/8"NF x 5"	
23	0072366-8	4	NUT, high, 5/8"NF	
24	0056585-3	4	PIN, dowel, idler bracket to release yoke	
25	0655995-9	4	PLATE, guide	
26	0035014-0	24	CAPSCREW, 5/8"NF x 1-1/2"	
27	0655990-0	8	SHIM, guide plate (1/32" thick. Use as req'd) SHIM, guide plate (1/16" thick. Use as req'd)	
	0655989-2	4		
28	0081405-3	2	GUARD, left	
29	0035014-0	6	CAPSCREW, 5/8"NF x 1-1/2"	
	0904209-4	6	LOCKWASHER, 5/8"	
30	0081406-1	2	GUARD, right	
31	0035014-0	6	CAPSCREW, 5/8"NF x 1-1/2"	
	0904209-4	6	LOCKWASHER, 5/8"	
32	0033288-2	-	CEMENT, neoprene, 1/2 pint can	} For cementing seal boots
33	0054890-9	-	SOLVENT, neoprene cement, 1/2 pint can	



USAGE: Standard equipment

* Loaders prior to Serial No. 1000; also on Loaders unit #43C01001 thru 43C01015

** Loader units #43C01016 and up

ITEM	PART NO.	QTY.	DESCRIPTION
		* **	
1	0633269-6	4 -	ROLLER ASSY. (Consists of items 2 thru 8, 10, 11, 13 thru 18 and 20)
	0671163-4	- 4	ROLLER ASSY. (Consists of items 2 thru 12 and 18 thru 20)
2	0633268-8	4 4	ROLLER
3	0640070-9	4 -	SHAFT
	0671162-6	- 4	SHAFT
4	0043491-0	8 8	CONE ASSY., bearing
5	0074740-2	8 8	CUP, bearing
6	0655497-6	16 8	SHIM, bearing adjustment (.003" thick)
	0059618-9	24 12	SHIM, bearing adjustment (.007" thick)
	0059619-7	20 12	SHIM, bearing adjustment (.010" thick)
	0059617-1	8 4	SHIM, bearing adjustment (.032" thick)

} Use as required

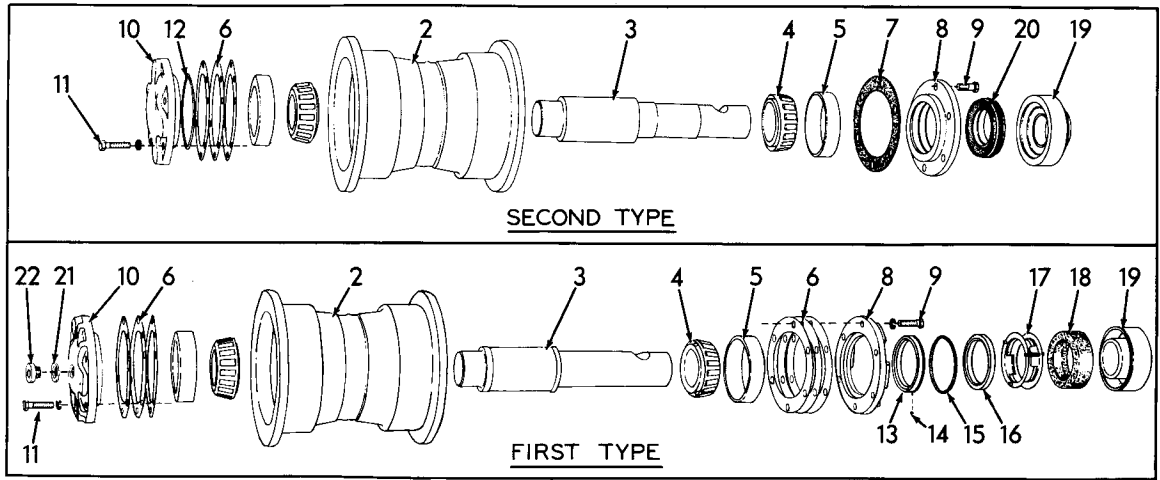
(Continued)

TRACK CARRIER ROLLER (Continued)

ITEM	PART NO.	QTY.	DESCRIPTION
		* **	
7	0622753-2	4 -	RETAINER, inner bearing
	0671161-8	- 4	RETAINER, inner bearing
8	0923193-7	24 24	CAPSCREW, 3/8"NF x 1-1/4"
	0904206-0	24 -	LOCKWASHER, 3/8"
9	0671157-6	- 1	GASKET, retainer, inner bearing
10	0622195-6	4 -	RETAINER, outer bearing
	0677276-8	- 4	RETAINER, outer bearing (Prior to unit #1032)
	0678716-2	- 4	RETAINER, outer bearing (Unit #1032 and up)
11	0923193-7	24 24	CAPSCREW, 3/8"NF x 1-1/4"
	0904206-0	24 24	LOCKWASHER, 3/8"
12	0923586-2	- 4	O-RING, retainer, outer bearing (Prior to unit #1032)
	0923931-0	- 4	O-RING, retainer, outer bearing (Unit #1032 and up)
13	0067253-5	4 -	□RING, seal, inner
14	0905357-0	4 -	□BALL, steel, 3/16" diam.
15	0923585-4	4 -	□O-RING, seal ring
16	0067251-9	4 -	□RING, seal, outer
17	0048681-1	4 -	SPRING ASSY., seal (Serviced only as a unit)
18	0048679-5	4 -	BOOT, seal spring
19	0671158-4	- 4	SEAL ASSY. (Consists of 2 seals. Serviced only as a unit)
20	0622751-6	4 -	RETAINER, seal
	0671160-0	- 4	RETAINER, seal
21	0012561-7	4 4	CAPSCREW, bracket clamping (1"NF x 5-1/4")
	0910916-6	4 4	LOCKWASHER, 1"
	0911047-9	4 4	NUT, 1"NF
22	0656323-3	4 4	BRACKET
23	0070285-2	16 16	CAPSCREW, 3/4"NF x 3"
24	0012767-0	16 16	NUT, high, 3/4"NF
25	0033288-2	- -	CEMENT, neoprene, 1/2 pint can
26	0054890-9	- -	SOLVENT, neoprene cement, 1/2 pint can
27	0073169-5	4 -	SEAL KIT (Includes parts for one (1) roller assembly only; items 13 thru 16)

} For cementing boots

□Components of item 27



TRACK CARRIER ROLLER

T-73089

USAGE: Special units for Steel Mill slag removal

* First type
** Second type

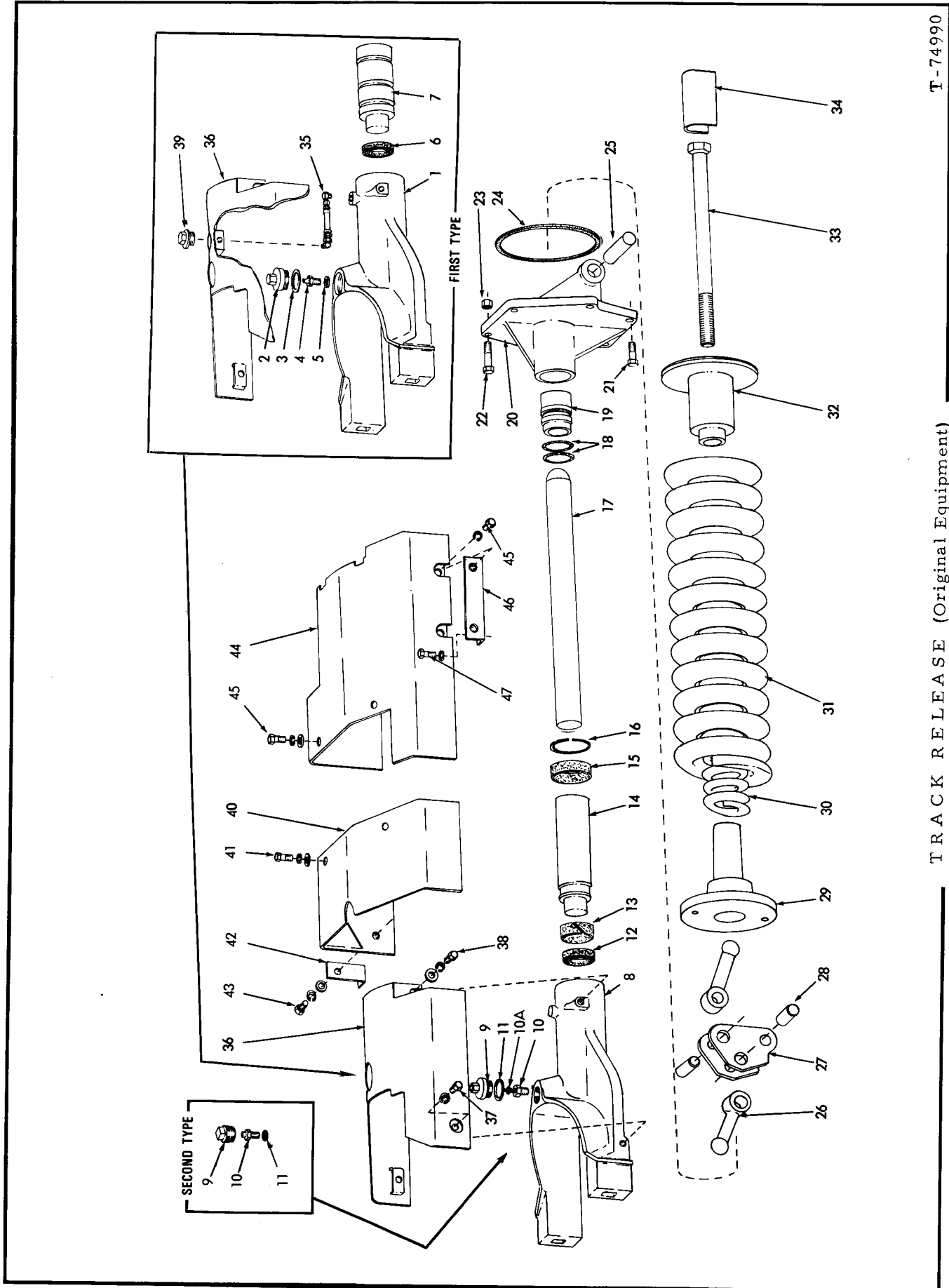
ITEM	PART NO.	QTY.		DESCRIPTION	
		*	**		
1	0666604-4	4	4	ROLLER ASSY. (Consists of items 2 thru 22)	
2	0633268-8	4	4	ROLLER	
3	0666734-9	4	-	SHAFT	
	0671162-6	-	4	SHAFT	
4	0043491-0	8	8	CONE ASSY., bearing	
5	0074740-2	8	8	CUP, bearing	
6	0655497-6	16	8	SHIM, bearing adjustment (.003" thick)	} Use as required
	0059618-9	24	12	SHIM, bearing adjustment (.007" thick)	
	0059619-7	20	12	SHIM, bearing adjustment (.010" thick)	
	0059617-1	8	4	SHIM, bearing adjustment (.032" thick)	
7	0671157-6	-	1	GASKET, retainer	
8	0666616-8	4	-	RETAINER, inner bearing	
	0671161-8	-	4	RETAINER, inner bearing	
9	0923193-7	24	24	CAPSCREW, 3/8"NF x 1-1/4"	
	0904206-0	24	-	LOCKWASHER, 3/8"	

(Continued)

TRACK CARRIER ROLLER (Continued)

ITEM	PART NO.	QTY.		DESCRIPTION
		*	**	
10	0666724-0	4	-	RETAINER, outer bearing
	0677276-8	-	4	RETAINER, outer bearing
11	0923193-7	24	24	CAPSCREW, 3/8"NF x 1-1/4"
	0904206-0	24	-	LOCKWASHER, 3/8" (First type)
12	0927972-0	-	4	O-RING, retainer
13	0067253-5	4	-	RING, seal, inner
14	0905357-0	4	-	BALL, steel, 3/16" diam.
15	0926077-9	4	-	O-RING, seal ring
16	0067251-9	4	-	RING, seal, outer
17	0048681-1	4	-	SPRING ASSY., seal (Serviced only as a unit)
18	0666645-7	4	-	BOOT, seal spring
19	0622751-6	4	-	RETAINER, seal
	0671160-0	-	4	RETAINER, seal
20	0675536-7	-	4	SEAL ASSY. (Each consists of 2 seals. Serviced only as a unit)
21	0667252-1	4	-	GASKET, lubricating hole plug
22	0035250-0	4	-	PLUG, lubricating hole
23	0012561-7	4	4	CAPSCREW, bracket clamping (1"NF x 5-1/4")
	0910916-6	4	4	LOCKWASHER, 1"
	0911047-9	4	4	NUT, 1"NF
24	0656323-3	4	4	BRACKET
25	0070285-2	16	16	CAPSCREW, 3/4"NF x 3"
26	0012767-0	16	16	NUT, high, 3/4"NF
27	0033288-2	-	-	CEMENT, neoprene, 1/2" pint can
28	0054890-9	-	-	SOLVENT, neoprene, 1/2 pint can

} For cementing seal boots



TRACK RELEASE

USAGE: Original equipment

* Loaders prior to serial No. 345
 ** Loaders serial No. 345 thru No. 489
 *** Loaders serial No. 490 and up

ITEM	PART NO.	QUANTITY			DESCRIPTION
		*	**	***	
1	-----	2	2	-	YOKE ASSY. (Includes items 2 thru 7)(Order 1 each YOKE ASSY. 0675246-3 and BAR 0667081-4)
2	0644255-2	2	2	-	PLUG, yoke ⁷⁰⁶⁷⁵²⁰²
3	0623144-3	2	2	-	GASKET, yoke plug
4	0644330-3	2	2	-	VALVE ASSY., pressurizing
5	0908191-0	2	2	-	WASHER, pressurizing valve
6	0628937-5	2	2	-	SEAL, piston
7	0656556-8	2	2	-	PISTON, adjusting
8	0664173-2	-	-	2	YOKE ASSY. (Includes items 9 thru 16)(Loaders prior to #1000)
	0670649-3	-	-	2	YOKE ASSY. (Includes items 9 thru 16)(Loaders unit #01001 thru #01015)
	0675246-3	-	-	2	YOKE ASSY.(Includes items 9 thru 16)(Loaders unit #01016 and up)
9	0665040-2	-	-	2	PLUG, yoke (For YOKE ASSEMBLIES 0664173-2 and 0670649-3)
	0644255-2	-	-	2	PLUG, yoke (For YOKE ASSY. 0675246-3)
10	0644330-3	-	-	2	VALVE ASSY., pressurizing (For YOKE ASSEMBLIES 0664173-2 and 0670649-3)
	0676455-9	-	-	2	CHECK BALL ASSY., pressurizing (Includes ball)(For YOKE ASSY. 0675246-3)
10A	0676456-7	-	-	2	FITTING, check ball assy. (For Yoke Assy. 0675246-3)
11	0908191-0	-	-	2	WASHER, pressurizing valve (For YOKE ASSEMBLIES 0664173-2 and 0670649-3)
	0623144-3	-	-	2	GASKET, yoke plug (For YOKE ASSY. 0675246-3)
12	0670648-5	-	-	2	SEAL, piston
13	0664171-6	-	-	2	RING, wear, adjusting piston
14	0664169-0	-	-	2	PISTON, adjusting (8-3/4" bore depth)(Loaders prior to #1000)
	0667104-4	-	-	2	PISTON, adjusting (4" bore depth)(Loader units #01001 and up)
15	0664170-8	-	-	2	RING, wear, release yoke
16	0065513-4	-	-	2	RING, snap
17	0665069-1	2	2	2	BAR, push (25-1/2" long)(Loaders prior to #1000)
	0667081-4	-	-	2	BAR, push (20-3/4" long)(Loader units #01001 and up)
18	0923827-0	4	4	4	O-RING, crosshead
19	0621299-7	2	2	2	CROSSHEAD
20	-----	2	-	-	GUIDE, crosshead (Order 1 each GUIDE 0664875-2, BELL-CRANK 0664847-1, LOCK 0664843-0, SEAT 0664813-0 and INSTRUCTION SHEET S-5198)
	0664875-2	-	2	2	GUIDE, crosshead
21	0631795-2	8	8	8	CAPSCREW, Nylok, 5/8"NF x 1-3/4"
22	0023618-2	4	4	4	CAPSCREW, 5/8"NF x 2-1/2"
23	0072366-8	4	4	4	NUT, high, 5/8"NF
24	0059742-7	2	2	2	GASKET, crosshead guide
25	0656208-6	2	2	2	PIN, bellcrank pivot

(Continued)

70664167 on yoke

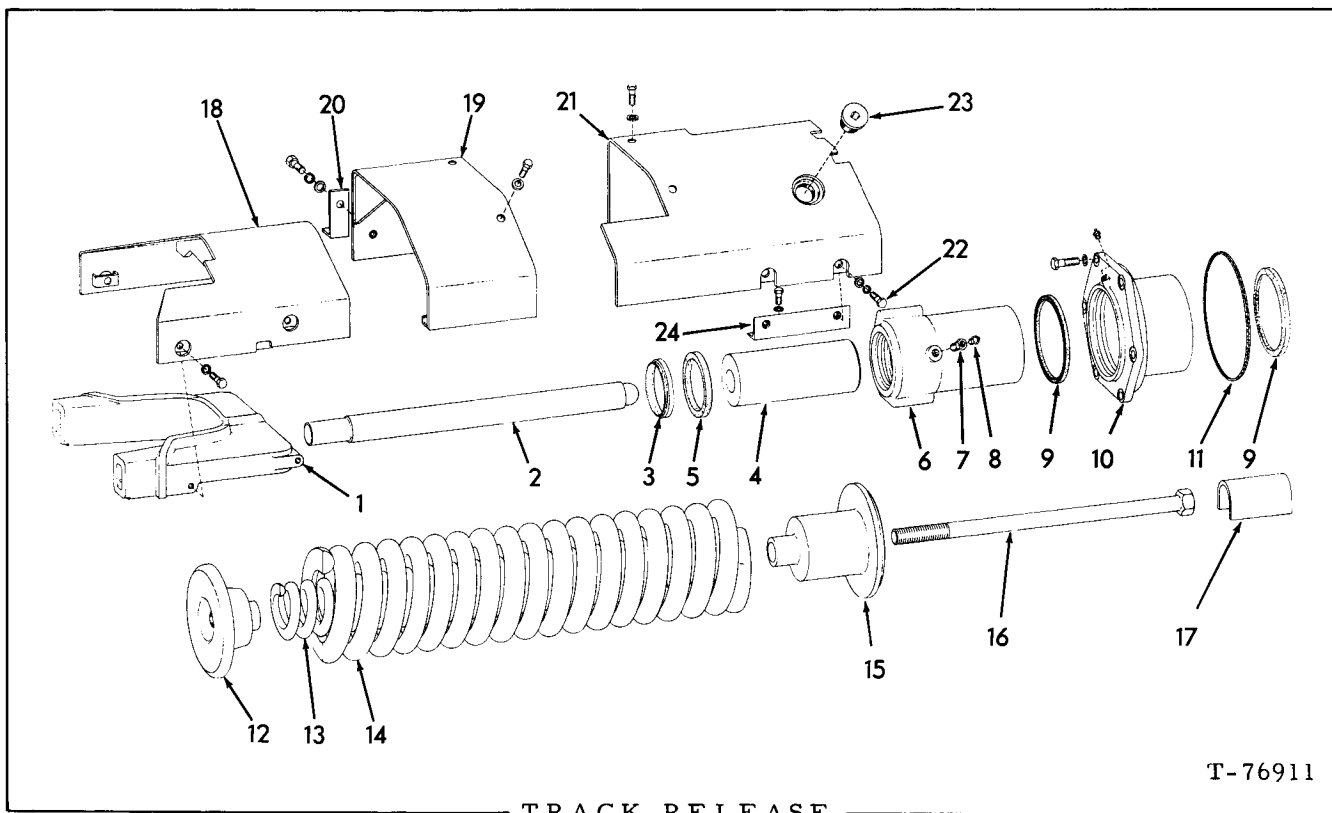
TRACK RELEASE (Continued)

ITEM	PART NO.	QUANTITY			DESCRIPTION
		*	**	***	
26	656206	4	-	-	ROD, push
	664844	-	4	4	ROD, push
27	-----	2	-	-	BELLCRANK (Order 1 each BELLCRANK 664847, GUIDE 664875, LOCK 664843, SEAT 664813 and INSTRUCTION SHEET S-5198)
	664847	-	2	2	BELLCRANK
28	051798	4	4	4	PIN, push rod
29	059740	2	-	-	PLUNGER, spring
	664815	-	2	2	PLUNGER, spring
30	664877	-	2	2	SPRING, inner
31	664879	2	2	2	SPRING, outer
32	059741	2	-	-	SEAT, spring
	664813	-	2	2	SEAT, spring
33	059739	2	2	2	CAPSCREW, spring adjustment
34	059738	2	-	-	LOCK, spring adjustment capscrew (4-5/8" long)
	664843	-	2	2	LOCK, spring adjustment capscrew (5-1/8" long)
35	656201	2	2	-	TUBE ASSEMBLY, yoke lubricating (Serviced only as a unit)
36	656216	2	2	-	GUARD front section
	664174	-	-	2	GUARD, front section
	914465	2	2	-	FITTING, lubricating, straight, 1/8"NPT
37	035061	4	4	4	CAPSCREW, 1/2"NC x 1-1/4"
38	035190	4	4	4	CAPSCREW, 1/2"NC x 1-1/2"
	904208	8	8	8	LOCKWASHER, 1/2"
	064531	4	4	4	WASHER, plain
39	656202	2	2	-	PLUG, front guard
40	656669	1	1	1	GUARD, intermediate section, left side
	656670	1	1	1	GUARD, intermediate section, right side
41	035061	4	4	4	CAPSCREW, 1/2"NC x 1-1/4"
	904208	4	4	4	LOCKWASHER, 1/2"
	064531	4	4	4	WASHER, plain
42	656834	2	2	2	ANGLE, guard attachment
43	916311	4	4	4	CAPSCREW, 1/2"NC x 1-1/4"
	904208	4	4	4	LOCKWASHER, 1/2"
	064531	4	4	4	WASHER, plain

(Continued)

TRACK RELEASE (Continued)

ITEM	PART NO.	QUANTITY			DESCRIPTION
		*	**	***	
44	656213	1	1	1	GUARD, rear section, left side
	656214	1	1	1	GUARD, rear section, right side
45	035061	8	8	8	CAPSCREW, 1/2"NC x 1-1/4"
	904208	8	8	8	LOCKWASHER, 1/2"
	064531	4	4	4	WASHER, plain
46	656203	2	2	2	BRACKET, rear guard
47	035018	4	4	4	CAPSCREW, 1/2"NF x 1-1/2" (Early units)
	915987	-	-	4	CAPSCREW, 1/2"NC x 1-1/2" (Late units)
	904208	4	4	4	LOCKWASHER, 1/2"



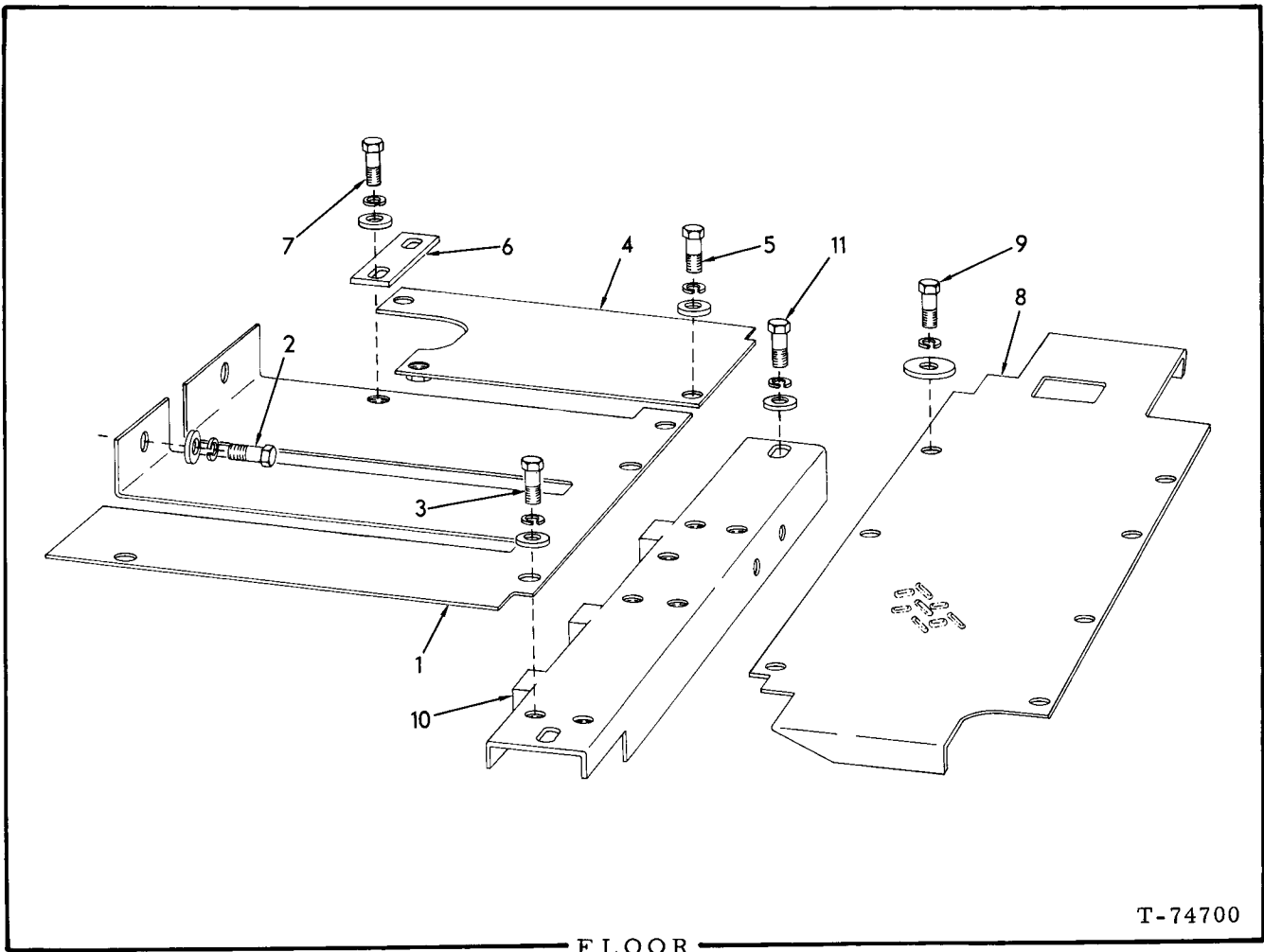
USAGE: Service replacement; use with service replacement Track Frame only.

ITEM	PART NO.	QTY.	DESCRIPTION
1	0678420-1	2	YOKE
2	0678434-2	2	BAR, push
3	0678438-3	2	SEAL, piston, small
4	0678436-7	2	PISTON, adjusting
5	0096803-2	2	SEAL, piston, large
6	0677810-4	2	CYLINDER
7	0676455-9	2	CHECK BALL ASSY., pressurizing (Includes ball)
8	0676456-7	2	FITTING, check ball assy.
9	0678437-5	4	SEAL, cylinder
10	0678374-0	2	HOUSING, cylinder
	0914465-0	2	FITTING, lubricating, 1/8"NPT
	0928130-4	12	CAPSCREW, 5/8"NF x 1-7/8"
	0912942-0	12	LOCKWASHER, 5/8"
11	0670962-0	2	GASKET, cylinder housing
12	0678846-7	2	PLUNGER, spring
13	0679637-9	2	SPRING, inner
14	0673350-5	2	SPRING, outer

(Continued)

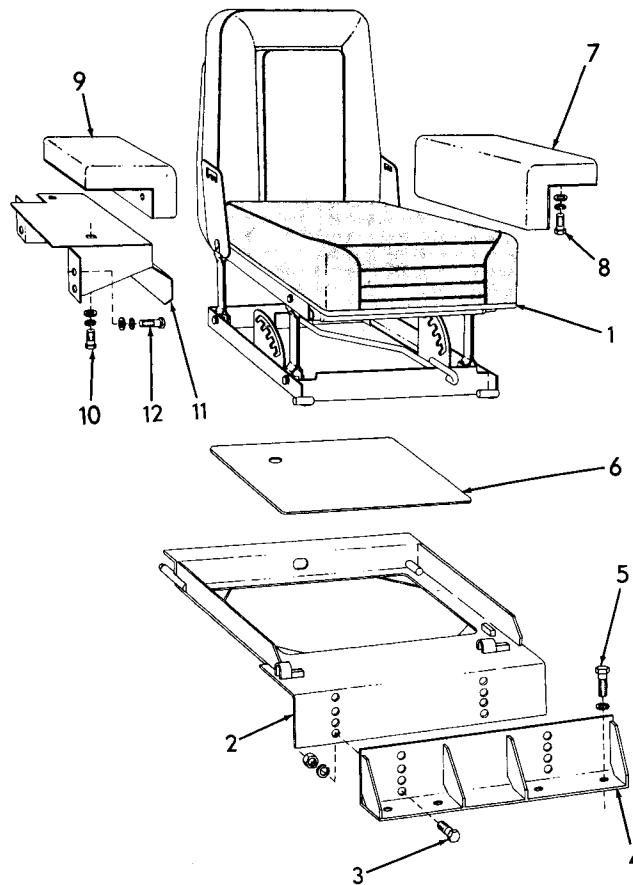
TRACK RELEASE (Continued)

ITEM	PART NO.	QTY.	DESCRIPTION
15	0664813-3	2	SEAT, spring
16	0678428-4	2	CAPSCREW, spring adjustment
17	0664843-0	2	LOCK, spring adjustment capscrew
18	0678835-0	1	GUARD, front section, left side
	0678836-8	1	GUARD, front section, right side
	0920582-4	8	CAPSCREW, 1/2"NC x 1-1/4"
	0912441-3	8	LOCKWASHER, 1/2"
19	0678839-2	1	GUARD, intermediate section, left side
	0678840-0	1	GUARD, intermediate section, right side
	0920582-4	4	CAPSCREW, 1/2"NC x 1-1/4"
	0677008-5	4	WASHER, plain
20	0656834-9	2	ANGLE, guard attachment
	0920582-4	4	CAPSCREW, 1/2"NC x 1-1/4"
	0677008-5	4	WASHER, plain
21	0678843-4	1	GUARD, rear section, left side
	0678844-2	1	GUARD, rear section, right side
22	0920582-4	8	CAPSCREW, 1/2"NC x 1-1/4"
	0677008-5	4	WASHER, plain
	0912441-3	4	LOCKWASHER, 1/2"
23	0656203-7	2	BRACKET, guard mounting
	0920583-2	4	CAPSCREW, 1/2"NC x 1-1/2"
	0912441-3	4	LOCKWASHER, 1/2"
24	0035250-0	2	PLUG, check ball assy., access
-	0680081-7	1	SERVICE KIT, left (Includes items 1 thru 23)
	0680082-5	1	SERVICE KIT, right (Includes items 1 thru 23)



T-74700

ITEM	PART NO.	QTY.	DESCRIPTION
1	655804	1	PLATE, left front
2	035439	2	CAPSCREW, 3/8"NC x 1"
	904206	2	LOCKWASHER, 3/8"
	044973	2	WASHER, plain
3	035733	4	CAPSCREW, 1/2"NC x 1-3/8"
	904208	4	LOCKWASHER, 1/2"
	064531	4	WASHER, plain
4	655806	1	PLATE, right front
5	035733	2	CAPSCREW, 1/2"NC x 1-3/8"
	904208	2	LOCKWASHER, 1/2"
	064531	2	WASHER, plain
6	655807	1	BLOCK, tie, front plates
7	035733	2	CAPSCREW, 1/2"NC x 1-3/8"
	904208	2	LOCKWASHER, 1/2"
	064531	2	WASHER, plain
8	655808	1	PLATE, rear
9	035733	7	CAPSCREW, 1/2"NC x 1-3/8"
	904208	7	LOCKWASHER, 1/2"
	092163	7	WASHER, plain
10	655802	1	CHANNEL, supporting
11	035733	2	CAPSCREW, 1/2"NC x 1-3/8"
	904208	2	LOCKWASHER, 1/2"
	064531	2	WASHER, plain



SEAT

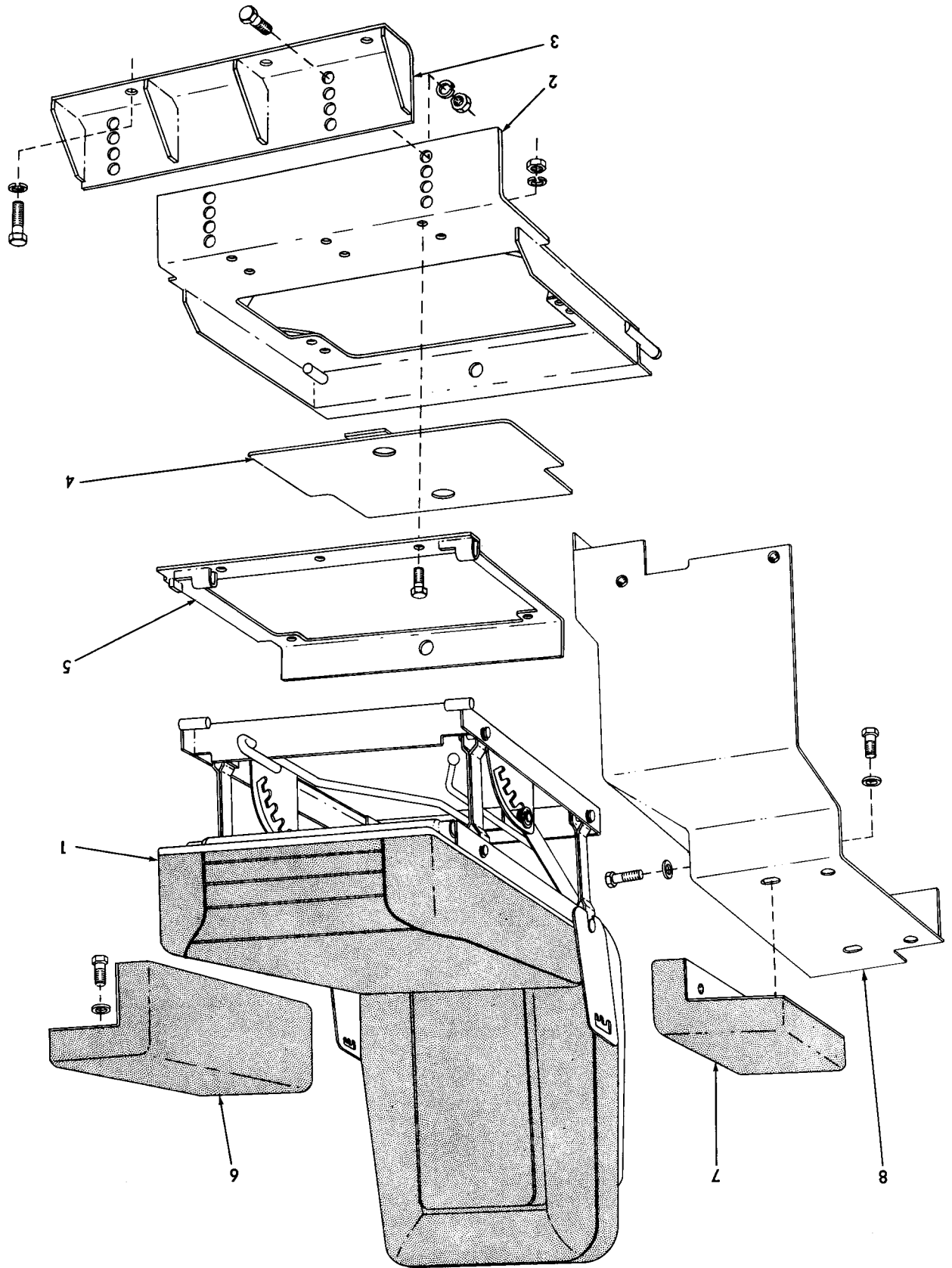
T-73090

USAGE: Loaders prior to Serial No. 1000

ITEM	PART NO.	QTY.	DESCRIPTION
1	-----	1	SEAT ASSEMBLY (See page 197 for parts)
2	0654637-8	1	SUPPORT, seat
3	0916310-6	4	CAPSCREW, 1/2"NC x 1"
	0904208-6	4	LOCKWASHER, 1/2"
	0911028-9	4	NUT, 1/2"NC
4	0654542-0	1	ANGLE, seat support
5	0919230-3	4	CAPSCREW, 1/2"NC x 1-3/8"
	0904208-6	4	LOCKWASHER, 1/2"
6	0654654-3	1	PLATE, closure
7	0666880-0	1	CUSHION, arm rest, left (Special, fire resistant)
	0632179-8	1	CUSHION, arm rest, left (std.)
8	0919331-9	4	CAPSCREW, cd-pltd., 3/8"NF x 1"
	0916965-7	4	LOCKWASHER, cd-pltd., 3/8"
	0920743-2	4	WASHER, plain
9	0666879-2	1	CUSHION, arm rest, right (Special, fire resistant)
	0633798-4	1	CUSHION, arm rest, right (std.)
10	0919331-9	4	CAPSCREW, cd-pltd., 3/8"NF x 1"
	0916965-7	4	LOCKWASHER, cd-pltd., 3/8"
	0920743-2	4	WASHER, plain
11	0654646-9	1	SUPPORT, right arm rest cushion
12	0916272-8	3	CAPSCREW, 3/8"NC x 1-1/4"
	0904206-0	3	LOCKWASHER, 3/8"
	0044973-6	3	WASHER, plain
13	0657564-1	1	BELT, safety (Special equipment)(Not illustrated)

SEAT (Second type)

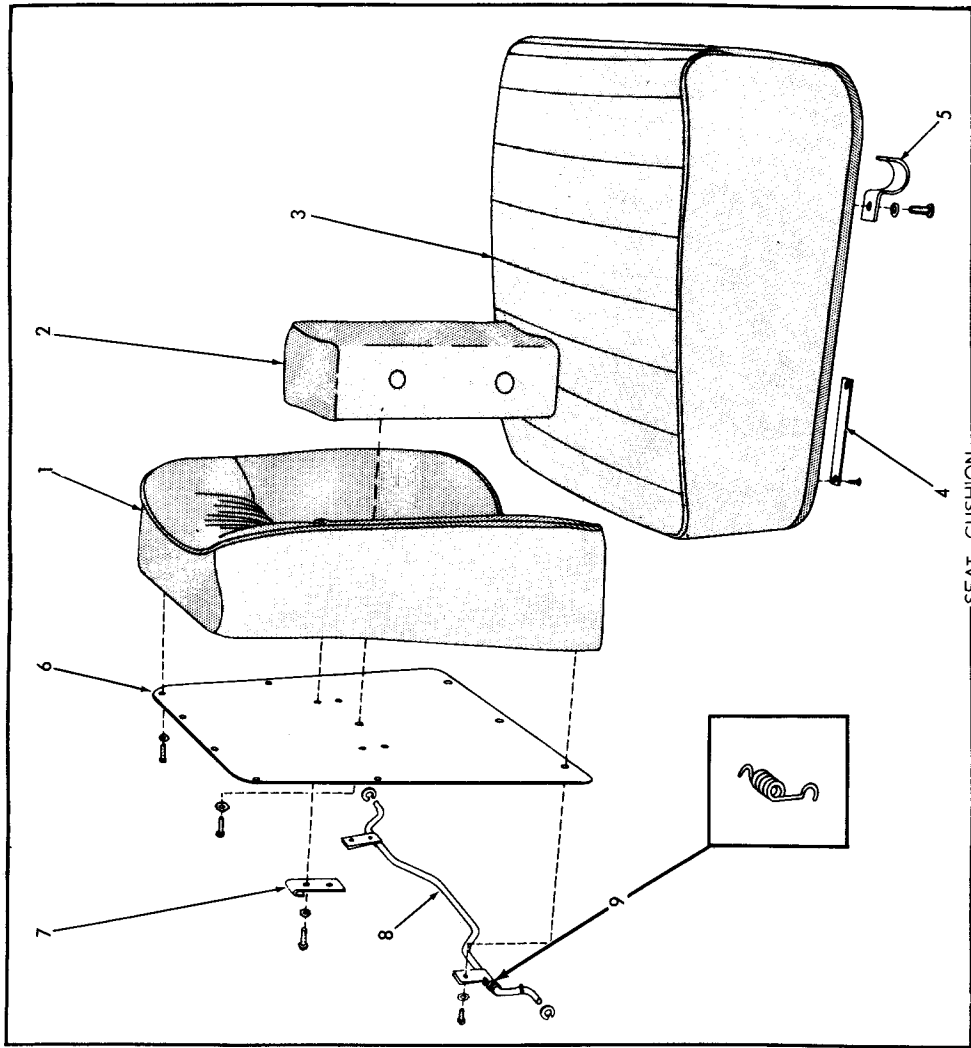
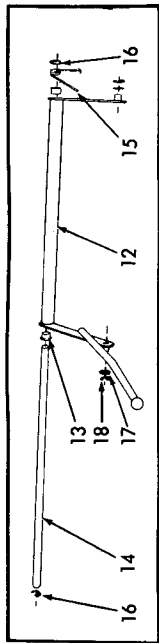
T-75591



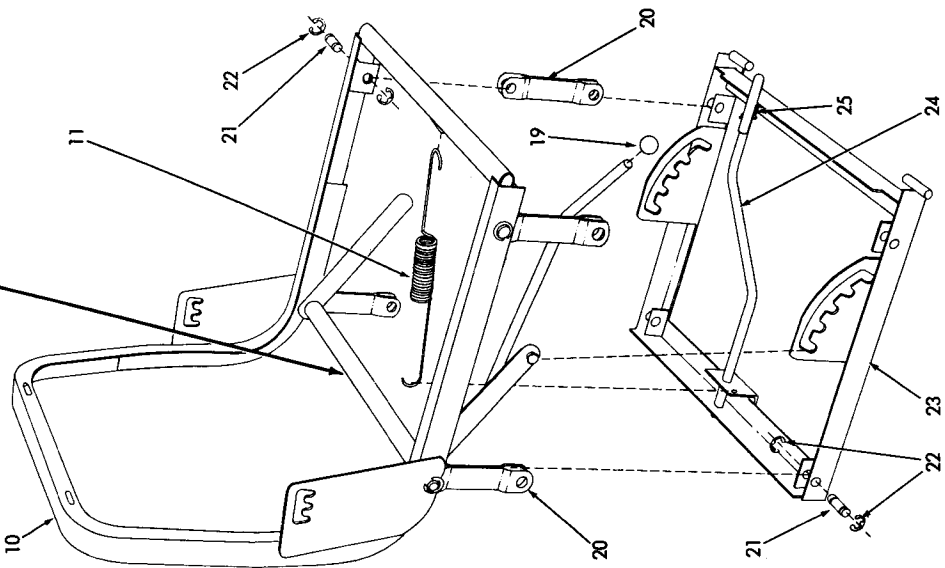
SEAT

USAGE: Loader Serial No. 43C01001 and up

ITEM	PART NO.	QTY.	DESCRIPTION
1	-----	1	SEAT ASSY., (See page 197 for parts)
2	0669912-8	1	SUPPORT, seat
	0916310-6	4	CAPSCREW, 1/2"NC x 1"
	0904208-6	4	LOCKWASHER, 1/2"
	0911028-9	4	NUT, 1/2"NC
3	0677781-7	1	ANGLE, seat supporting
	0920574-1	4	CAPSCREW, 1/2"NC x 1-3/8"
	0912441-3	4	LOCKWASHER, 1/2"
4	0675564-9	1	PLATE, closure
5	0669942-5	1	ANGLE, seat support
	0916269-4	5	CAPSCREW, 3/8"NC x 7/8"
	0904206-0	5	LOCKWASHER, 3/8"
	0911026-3	5	NUT, 3/8"NC
6	{ 0632179-8	1	CUSHION, arm rest, left (Standard)
		1	CUSHION, arm rest, left (Special. Fire resistant)
	0919331-9	4	CAPSCREW, cd-pltd., 3/8"NF x 1"
	0916965-7	4	LOCKWASHER, cd-pltd., 3/8"
	0920743-2	4	WASHER, plain
7	{ 0633798-4	1	CUSHION, arm, right (Standard)
		1	CUSHION, arm, right (Special. Fire resistant)
	0919331-9	4	CAPSCREW, cd-pltd., 3/8"NF x 1"
	0916965-7	4	LOCKWASHER, cd-pltd., 3/8"
	0920743-2	4	WASHER, plain
8	0654646-9	1	SUPPORT, right arm rest cushion
	0916272-8	3	CAPSCREW, 3/8"NC x 1-1/4"
	0904206-0	3	LOCKWASHER, 3/8"
	0044973-6	3	WASHER, plain
9	0657564-1	1	BELT, safety (Special equipment)(Not illustrated)



SEAT CUSHION



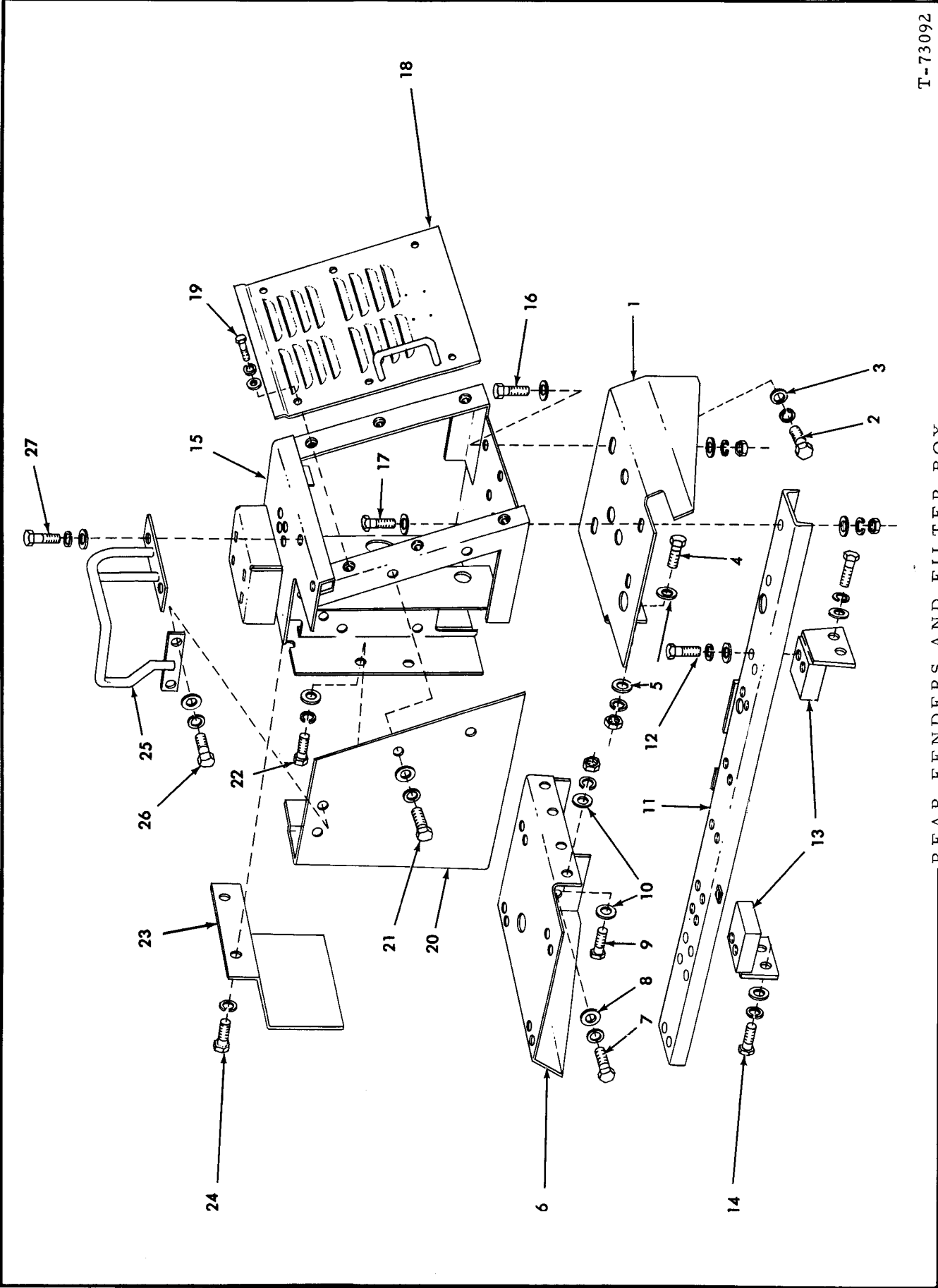
T-71877

SEAT ASSEMBLY

SEAT ASSEMBLY

USAGE: See pages 193 and 195

ITEM	PART NO.	QTY.	DESCRIPTION	
-	{ 0659093-9	1	SEAT ASSY. (Std.)	} Each includes items 1 thru 25
	{ 0650199-3	1	SEAT ASSY. (Special. Fire resistant)	
1	{ 0638422-6	1	CUSHION, back (outside section) (Std.)	
	{ 0641249-8	1	CUSHION, back (outside section) (Special. Fire resistant)	
	{ 0642499-8	1	COVER, slip, back cushion (Includes fastenings)(Not original equipment)	
2	{ 0638421-8	1	CUSHION, back (center section) (Std.)	
	{ 0641250-6	1	CUSHION, back (center section) (Special. Fire resistant)	
	{ 0916532-5	2	SCREW, machine, rd-hd., 1/4" NC x 3/4"	
	{ 0914105-2	2	LOCKWASHER, ext-tooth, 1/4"	
	{ 0642498-0	1	COVER, slip, back cushion (Includes fastening)(Not original equipment)	
3	{ 0659102-8	1	CUSHION ASSY., seat (Includes item 4) (Std.)	
	{ 0641248-0	1	CUSHION ASSY., seat (Includes item 4) (Special. Fire resistant)	
	{ 0642500-3	1	COVER, slip, seat cushion (Includes fastenings)(Not original equipment)	
4	0638431-7	2	PLATE, bearing, seat cushion	
	-----	4	SCREW, wood, fl-hd., #8 x 1/2" (Procure locally)	
5	0638432-5	2	BRACKET, pivot, seat cushion	
	0916532-5	2	SCREW, machine, rd-hd., 1/4" NC x 3/4"	
	0914105-2	2	LOCKWASHER, ext-tooth, 1/4"	
6	0650143-1	1	PLATE, reinforcing, back cushion	
	0916532-5	8	SCREW, machine, rd-hd., 1/4" NC x 3/4"	
	0914105-2	8	LOCKWASHER, ext-tooth, 1/4"	
7	0650132-4	2	BRACKET, retaining, back cushion	
	0916532-5	4	SCREW, machine, rd-hd., 1/4" NC x 3/4"	
	0914105-2	4	LOCKWASHER, ext-tooth, 1/4"	
8	0650141-5	1	ROD ASSY., back cushion adjustment (Includes mounting clips)	
	0916532-5	2	SCREW, machine, rd-hd., 1/4" NC x 3/4"	
	0914105-2	2	LOCKWASHER, ext-tooth, 1/4"	
	0928197-3	2	RING, retaining	
9	0650137-3	1	SPRING, back cushion adjustment rod	
10	0650144-9	1	FRAME, seat	
11	0650138-1	1	SPRING, retracting, seat frame	
12	0650142-3	1	LATCH, seat adjustment	
13	0650146-4	2	BEARING, seat adjustment latch	
14	0650136-5	1	SHAFT, seat adjustment latch	
15	0650135-7	1	SPRING, seat adjustment latch	
16	0638351-7	2	RING, snap, seat adjustment latch shaft	
17	0188436-0	2	WASHER, seat adjustment latch	
18	0650147-2	2	RING, snap, seat adjustment latch	
19	0650133-2	1	KNOB, seat adjustment latch	
20	0650139-9	4	LINK, suspension, seat frame	
21	0650131-6	6	PIN, seat frame suspension link	
22	0638351-7	12	RING, snap, suspension link pin	
23	0650145-6	1	FRAME ASSY., base (Includes items 24 and 25)	
24	0650140-7	1	ROD, seat release	
	0188436-0	1	WASHER, plain	
	0924169-6	2	PIN, groove, 1/8" x 1"	
25	0650134-0	1	SPRING, seat release rod	

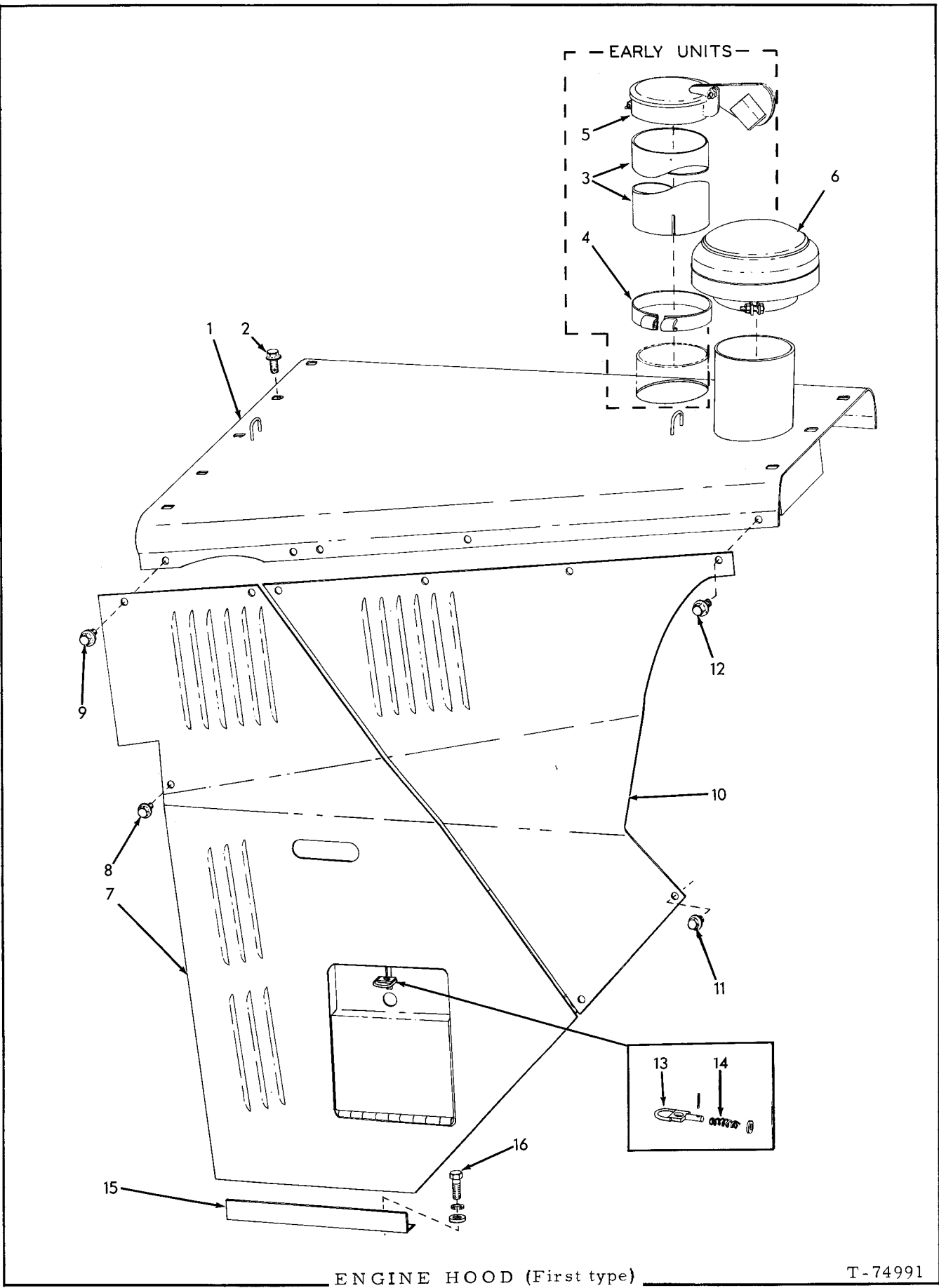


T-73092

REAR FENDERS AND FILTER BOX

REAR FENDERS AND FILTER BOX

ITEM	PART NO.	QTY.	DESCRIPTION
1	0654551-1	1	FENDER, left side (Standard)(Original equipment. Order FENDER 0676389-0 and COVER 0676387-4)
	0676389-0	1	FENDER, left side (Standard)(Service replacement)
	0660147-0	1	FENDER, left side (Units with special REAR GUARD)
2	0920574-1	4	CAPSCREW, 1/2"NC x 1-3/8"
3	0677008-5	4	WASHER, plain
4	0921068-3	4	CAPSCREW, 3/4"NC x 2-1/4"
5	0677012-7	8	WASHER, plain
	0911030-5	4	NUT, 3/4"NC
6	0673159-0	1	FENDER, right side (Standard units)
	0660148-8	1	FENDER, right side (Units with special REAR GUARD)
7	0920574-1	4	CAPSCREW, 1/2"NC x 1-3/8"
8	0677008-5	4	WASHER, plain
9	0921068-3	4	CAPSCREW, 3/4"NC x 2-1/4"
10	0677012-7	8	WASHER, plain
	0911030-5	4	NUT, 3/4"NC
11	0666882-6	1	CHANNEL, fender supporting (Standard units)
	0660998-6	1	CHANNEL, fender supporting (Units with special REAR GUARD)
12	0921556-7	2	CAPSCREW, 1/2"NC x 2"
	0677008-5	2	WASHER, plain
13	0656342-3	2	ANGLE, channel attachment
14	0915963-3	4	CAPSCREW, 5/8"NC x 2-1/4"
	0904209-4	4	LOCKWASHER, 5/8"
	0064810-5	4	WASHER, plain
		4	WASHER, plain
15	0654594-1	1	BOX, transmission filters and control valve (Loaders prior to #1000)
	0670091-8	1	BOX, transmission filters and control valve (Loader units #01001 and up)
16	0916313-0	2	CAPSCREW, 1/2"NC x 1-3/4"
17	0921556-7	2	CAPSCREW, 1/2"NC x 2"
	0677008-5	8	WASHER, plain
	0904208-6	4	LOCKWASHER, 1/2"
	0911028-9	4	NUT, 1/2"NC
		4	NUT, 1/2"NC
18	0676387-4	1	COVER, filter box, side
19	0922763-8	6	CAPSCREW, 3/8"NC x 1"
	0677006-9	6	WASHER, plain
20	0654537-0	1	COVER, filter box, front (Loaders prior to #1000)
	0670093-4	1	COVER, filter box, front (Loader units #01001 and up)
21	0919224-6	2	CAPSCREW, 3/8"NC x 1-1/8"
22	0916271-0	3	CAPSCREW, 3/8"NC x 1"
	0904206-0	5	LOCKWASHER, 3/8"
	0044973-6	3	WASHER, plain (1 additional used prior to unit #1001)
23	0656060-1	1	GUARD, piping
24	0922262-1	2	CAPSCREW, 3/8"NC x 7/8"
	0677006-9	2	WASHER, plain
25	0639870-5	1	GUARD, speed shift lever
26	0921076-6	2	CAPSCREW, 3/8"NC x 1-1/4"
	0922262-1	2	CAPSCREW, 3/8"NC x 7/8"
	0904206-0	4	LOCKWASHER, 3/8"
	0677006-9	4	WASHER, plain



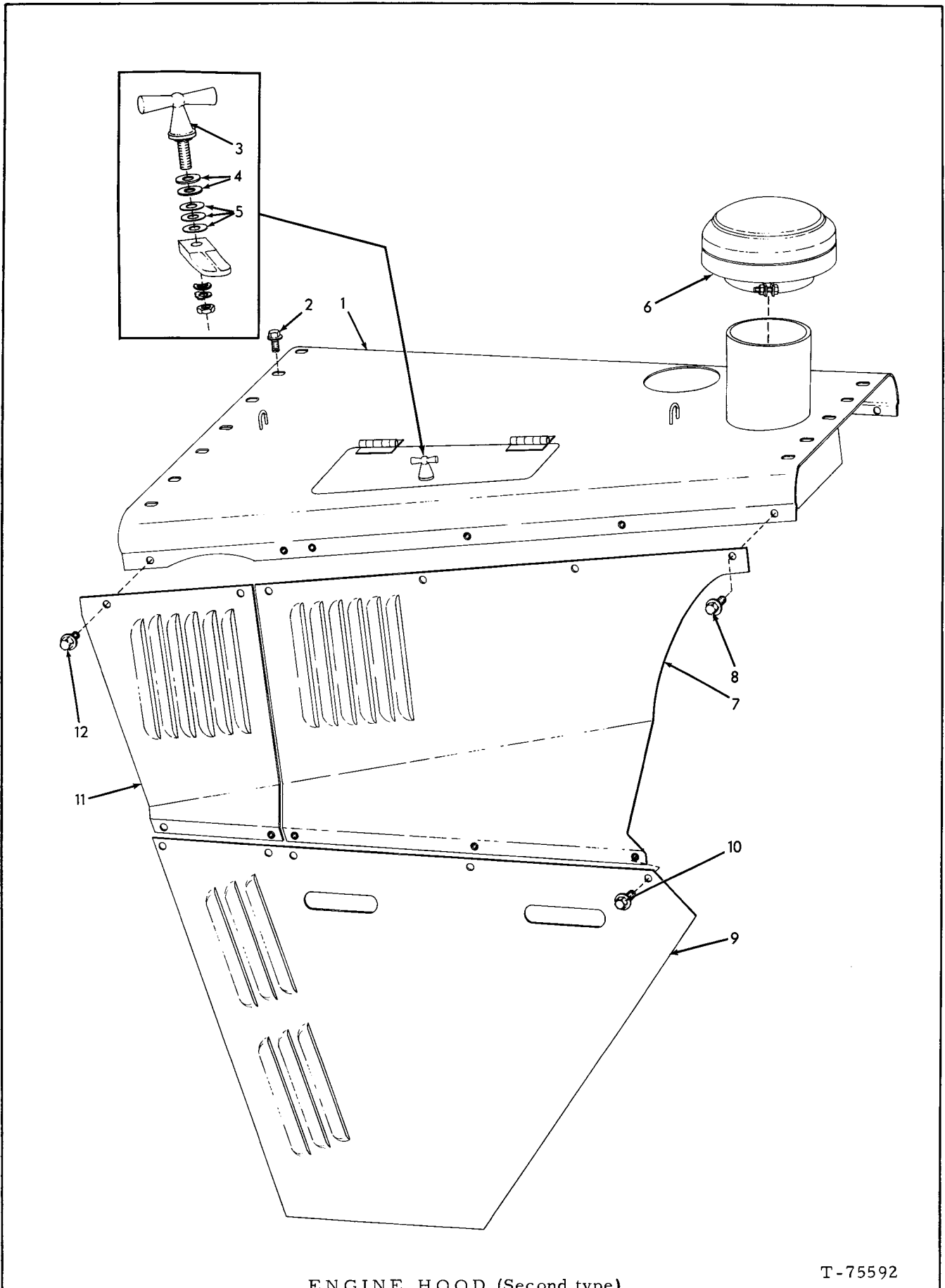
ENGINE HOOD (First type)

T-74991

ENGINE HOOD

USAGE: Loaders prior to Serial No. 1000

ITEM	PART NO.	QTY.	DESCRIPTION	
1	659063	1	HOOD, engine (Loaders prior to #527)	
	666996	1	HOOD, engine (Loaders #527 and up)	
2	648294	8	CAPSCREW, Nylok, 1/2"NC x 1"	
3	659613	1	PIPE, exhaust	} Loaders prior to #527
4	659006	1	CLAMP, exhaust pipe	
	916389	1	CAPSCREW, 3/8"NF x 3-1/4"	
	044973	2	WASHER, plain	
	904206	1	LOCKWASHER, 3/8"	
	911041	1	NUT, 3/8"NF	
5	665498	1	CAP, weather (Serviced only as a unit)	
6	645028	1	RAINCAP, air stack (Includes mounting clamp)	
7	659887	1	PLATE, left side, front section	
	659888	1	PLATE, right side, front section	
8	648238	4	CAPSCREW, Nylok, 1/2"NC x 3/4"	
9	648294	2	CAPSCREW, Nylok, 1/2"NC x 1"	
10	659883	1	PLATE, left side, rear section	
	659884	1	PLATE, right side, rear section	
11	648238	10	CAPSCREW, Nylok, 1/2"NC x 3/4"	
12	648294	2	CAPSCREW, Nylok, 1/2"NC x 1"	
13	659876	1	LOCK, oil filler door	
	911114	1	WASHER, plain, SAE std., 1/4"	
	916018	1	PIN, spring, 3/32" x 5/8"	
14	659005	1	SPRING, door lock	
15	659759	1	ANGLE, side plate retention, left side	
	659760	1	ANGLE, side plate retention, right side	
16	035190	4	CAPSCREW, 1/2"NC x 1-1/2"	
	904208	4	LOCKWASHER, 1/2"	
	064531	4	WASHER, plain	



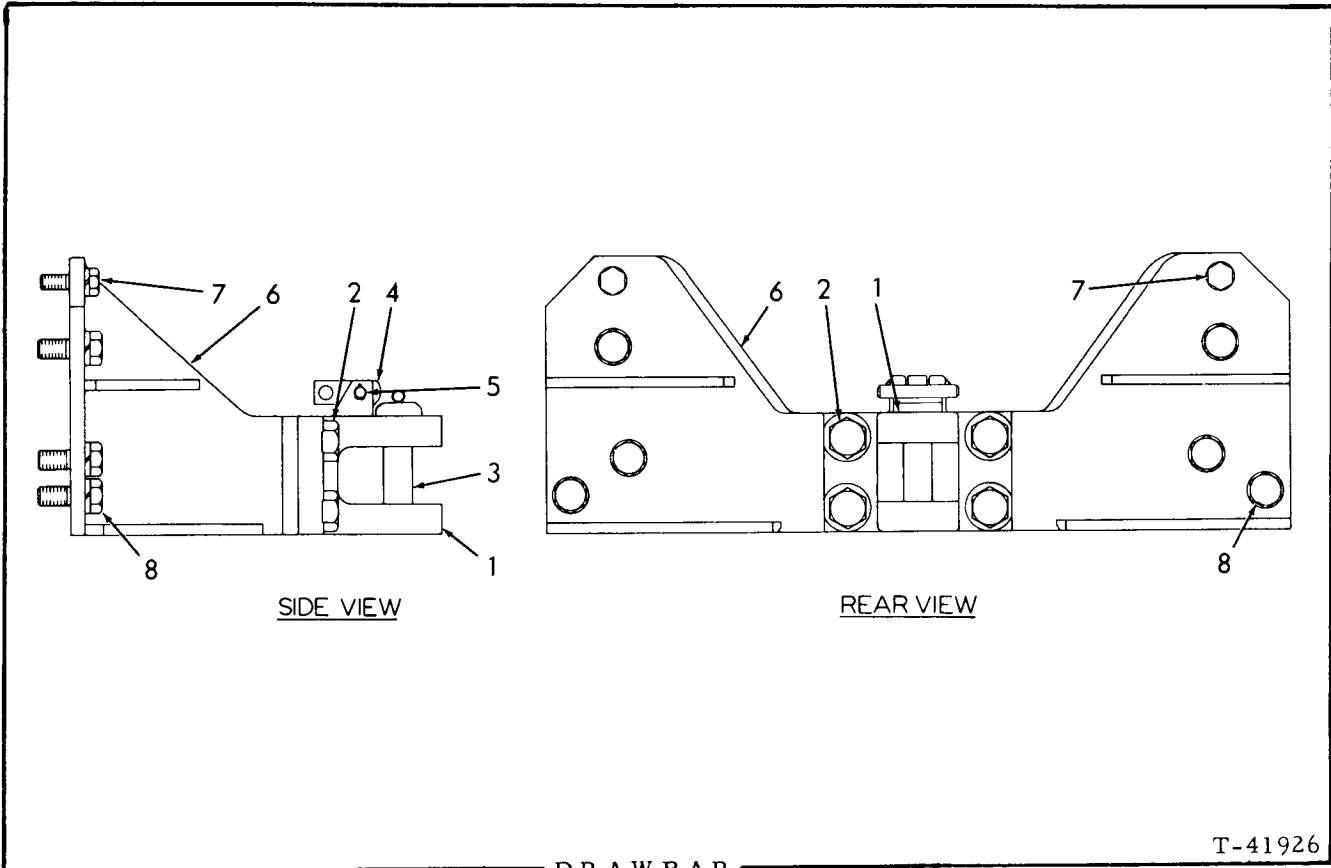
ENGINE HOOD (Second type)

T-75592

ENGINE HOOD

USAGE: Loaders Serial No. 43C01001 and up

ITEM	PART NO.	QTY.	DESCRIPTION
1	669852	1	HOOD, engine
2	648294	12	CAPSCREW, Nylok, 1/2"NC x 1"
3	653814	1	LOCK ASSY., access lid (Serviced only as a unit)
4	913274	2	WASHER, spacing, lid lock
5	659035	3	SHIM, lid lock (Use as required)
6	645028	1	RAINCAP, air stack (Includes mounting clamp)
7	669875	1	PLATE, left side, rear section
	669876	1	PLATE, right side, rear section
8	648294	8	CAPSCREW, Nylok, 1/2"NC x 1"
9	669873	1	PLATE, left side, lower section
	669874	1	PLATE, right side, lower section
10	648294	10	CAPSCREW, Nylok, 1/2"NC x 1"
11	669871	1	PLATE, left side, front section
	669872	1	PLATE, right side, front section
12	648294	4	CAPSCREW, Nylok, 1/2"NC x 1"

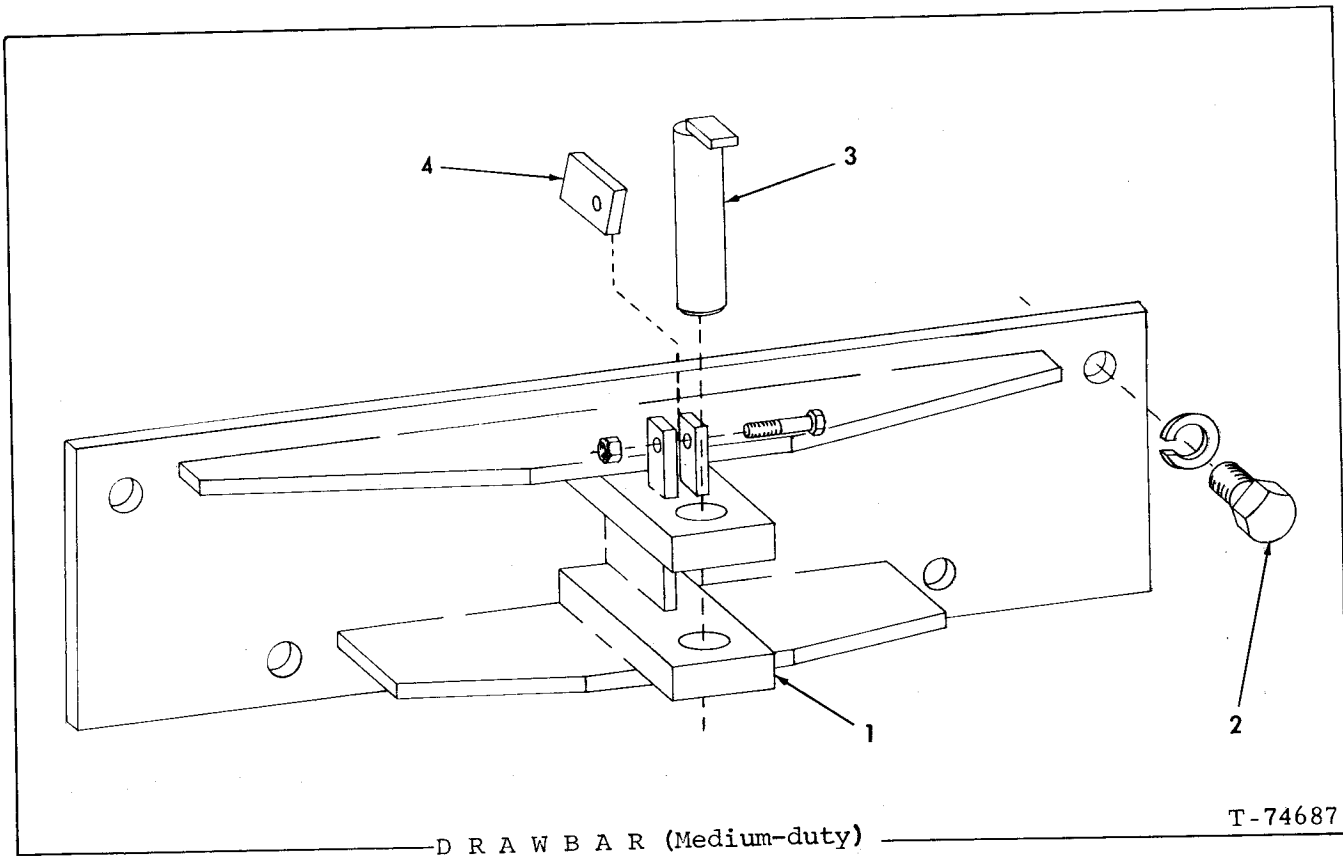


DRAWBAR
(Heavy-duty)

T-41926

USAGE: Standard on Loaders prior to serial No. 344. Optional on late units

ITEM	PART NO.	QTY.	DESCRIPTION
1	633729	1	BRACKET, coupling
2	633733	4	CAPSCREW, 1-1/2"NF x 5-1/2"
	913077	4	LOCKWASHER, 1-1/2"
	916555	4	NUT, 1-1/2"NF
3	633730	1	PIN, drawbar
4	629697	1	BLOCK, retaining, drawbar pin
5	629698	1	PIN, retaining block
	900806	2	PIN, cotter, 1/8" x 1"
6	633863	1	BRACKET, supporting
7	070272	2	CAPSCREW, 1"NF x 3"
	910916	2	LOCKWASHER, 1"
8	066794	6	CAPSCREW, 1-1/4"NF x 3-1/4"
	904210	6	LOCKWASHER, 1-1/4"



USAGE: Standard equipment. Loader serial No. 344 thru 1000; also Loader serial No. 43C1001 and up

ITEM	PART NO.	QTY.	DESCRIPTION
1	0663991-8	1	DRAWBAR
2	0927608-0	4	CAPSCREW, 1-1/4"NF x 3-1/4"
	0914730-7	4	LOCKWASHER, 1-1/4"
3	0664015-5	1	PIN, coupling
4	0664052-8	1	PLATE, pin retaining
	0922526-9	1	CAPSCREW, 1/2"NC x 2-1/2"
	0915972-4	1	NUT, elastic stop, 1/2"NC

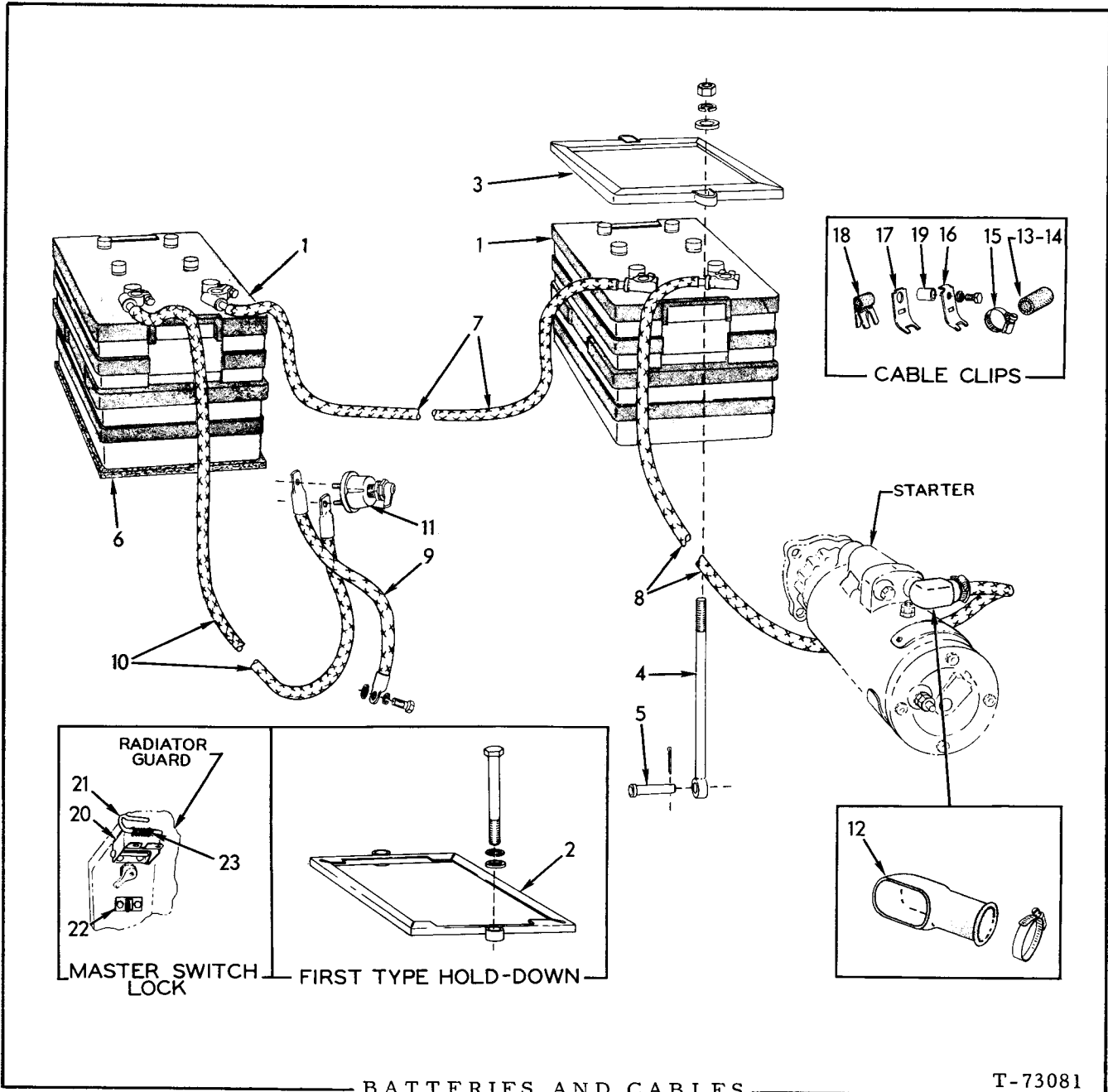
PAINTING AND MARKING
(Not illustrated)

ITEM	PART NO.	QTY.	DESCRIPTION
			<u>NOTE</u> : Approximately 6 gallons paint required for spraying one coat
1	0925109-1	-	ENAMEL, A-C yellow, quart can
2	0925110-9	-	ENAMEL, A-C yellow, gallon can
3	0925108-3	-	ENAMEL, A-C yellow, 12 oz. pressurized spray-type can
			<u>NOTE</u> : All plates and transfers listed below are English language printings unless otherwise indicated.
4	0657300-0	1	PLATE, lubrication and service guide (8-3/4" x 12". Attached to front of filter box)
	0657301-8	1	
	0034076-0	6	SCREW, thread-cutting, cross-recessed-hd, #8 x 1/2"
5	0621357-3	1	TRANSFER, lubrication certification(3-7/8" x 6-3/4")(Applied to hydraulic tank)(Not used on units for steel mill slag removal)
	0666588-9	1	
6	0924552-3	1	TRANSFER, "ALLIS-CHALMERS" (2-1/2" x 39")(Applied to rear of radiator guard)
7	0924549-9	1	TRANSFER, "ALLIS-CHALMERS" (1-5/8" x 27")(Applied to front of loader)
8	0668230-6	3	TRANSFER, "12G"(5"x15 - 1/8")(Applied to sides and front of loader)
9	0666821-4	2	TRANSFER, "SANITATION SPECIAL" (4" x 12")(Applied to sides hydraulic tank and filter box on Land Fill units only)
10	0924306-4	2	TRANSFER, trademark (7-3/4", black and orange) } Applied to sides of fuel tank guard
	0924463-3	2	
11	0621343-3	2	TRANSFER, instruction, oil filter (2-5/16" x 3-1/4") } Applied to engine full-flow oil filters
	0633627-5	2	
12	0661556-1	1	TRANSFER, instruction, oil filter (1-1/2" x 3-1/4") } Applied to engine by-pass oil filter
	0661557-9	1	
13	0661558-7	1	TRANSFER, instruction, oil filter (1-3/4" x 2-1/4")(Applied to FILTER ASSEMBLY 631542)
14	0658069-0	1	TRANSFER, instruction, hydraulic oil filter (6-1/2" x 7-1/2") (Applied to hydraulic tank)
15	0659534-2	1	TRANSFER, instruction, air cleaner (2-1/2" x 5") Applied to hydraulic tank)

(Continued)

PAINTING AND MARKING (Continued)

ITEM	PART NO.	QTY.	DESCRIPTION
16	0651894-8	1	TRANSFER, instruction, air cleaner cartridge replacement (1-5/16" x 2-7/16")(Applied to air restriction indicator on early units only)
17	0621342-5	1	TRANSFER, instruction, engine primer (1-3/4" x 6")(Applied to dash)
18	0669933-4	1	TRANSFER, instruction, coolant filter (2-3/8" x 3-1/2")(Applied to filter)
19	0660345-0	1	TRANSFER, "COOLANT ONLY" (1/2" x 7-3/8")(Applied to radiator guard)
20	0650587-9	1	TRANSFER, turbocharger, altitude warning (1-3/4" x 3-1/2") (Applied to dash)
21	0666497-3	1	TRANSFER, instruction, engine operation (2-1/4" x 4-1/2") (Applied to dash)
22	3029538-0	1	STICKER, caution, phosphate-ester hydraulic fluid (2-1/8" x 3") (Applied to top of hydraulic tank equipped to use phosphate-ester fire-resistant hydraulic fluid)



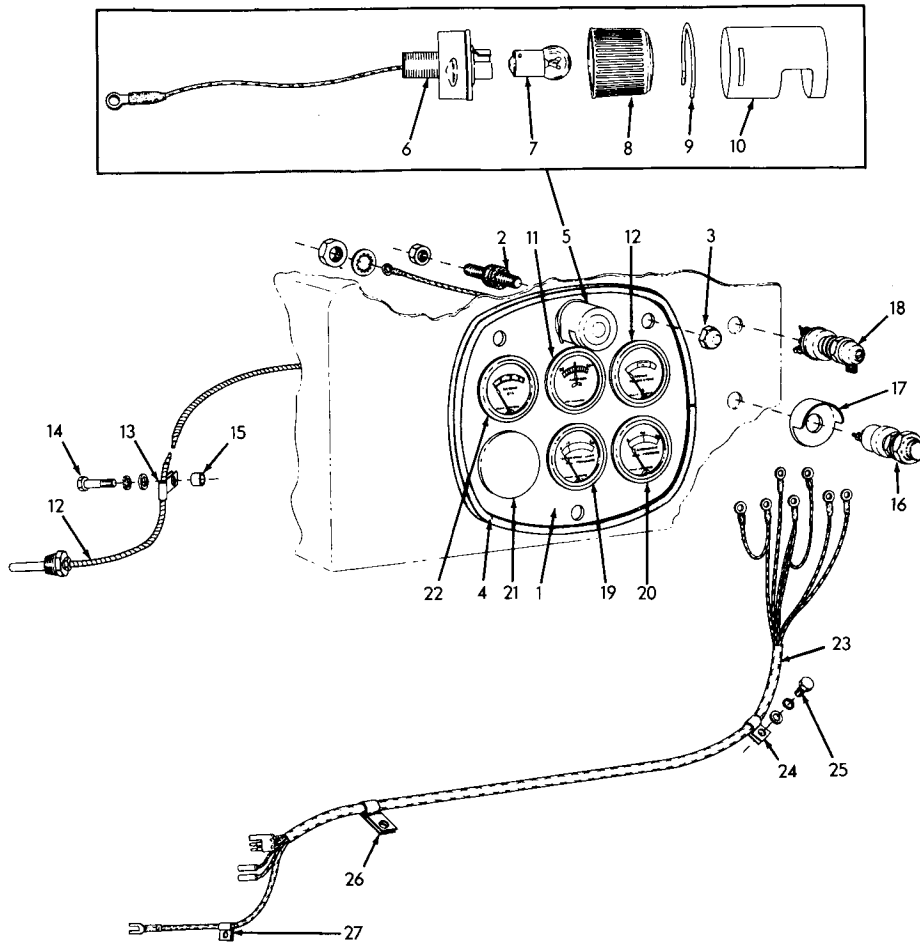
ITEM	PART NO.	QTY.	DESCRIPTION
1	-----	2	BATTERY, storage, 12 volts, 21 plates ("Prestolite" #6DA-172. Order from local dealer)(Loaders prior to # 493)
	248922	2	BATTERY, storage, 12 volts, dry-charged (Each requires 14 qts. electrolyte)(Loaders # 493 and up)
1A	243526	1	ELECTROLYTE ("Z" pack - 6.1 quarts) } Not illustrated
	243527	1	

(Continued)

BATTERIES AND CABLES (Continued)

ITEM	PART NO.	QTY.	DESCRIPTION
1B	243528	1	HOSE, electrolyte dispensing (For use with 5 gal. pack)(Not illustrated)
2	656078	2	HOLD-DOWN, battery (Loaders prior to # 493)
	052191	4	CAPSCREW, 1/2"NC x 5-1/2"
	904208	4	LOCKWASHER, 1/2"
	064531	4	WASHER, plain
3	664334	2	HOLD-DOWN, battery
4	664289	4	ROD, battery hold-down
	911028	4	NUT, 1/2"NC
	904208	4	LOCKWASHER, 1/2"
	064531	4	WASHER, plain
5	632260	4	PIN, hold-down rod
	900806	4	PIN, cotter, 1/8" x 1"
6	085680	2	PAD, battery bottom
7	656521	1	CABLE, battery connecting (94" long)
8	656518	1	CABLE, battery to starter (134" long)
9	066604	1	CABLE, master switch to ground (22" long)
	035244	1	CAPSCREW, 3/8"NC x 3/4"
	904206	1	LOCKWASHER, regular, 3/8"
	906960	1	LOCKWASHER, int-tooth, 3/8"
10	656519	1	CABLE, battery to master switch (56" long)
11	643726	1	SWITCH ASSEMBLY, master (Serviced only as a unit)
12	076572	1	BOOT, protecting, starter terminal
13	097611	6	BOOT, cable protecting (5/8" I. D.)
14	076469	5	BOOT, cable protecting (3/4" I. D.)
15	921912	12	CLAMP, cable boot
16	633653	9	CLIP, cable supporting
	035244	6	CAPSCREW, 3/8"NC x 3/4"
	916225	2	CAPSCREW, 3/8"NF x 1"
	904206	8	LOCKWASHER, 3/8"
17	084895	2	CLIP, cable supporting
18	644666	3	CLIP, cable supporting (9/16" diam., 17/32" bolt-slot)
	035244	3	CAPSCREW, 3/8"NC x 3/4"
	904206	3	LOCKWASHER, 3/8"
	911115	3	WASHER, plain, SAE std., 3/8"
19	043024	1	BLOCK, clip spacing
<u>NOTE:</u> Items listed below are special equipment			
20	620474	1	COVER, master switch
	914330	2	CAPSCREW, 1/4"NF x 5/8"
	904204	2	LOCKWASHER, 1/4"
	911040	2	NUT, 1/4"NF
21	621201	1	ROD, latching, master switch cover
	916146	1	PIN, spring, 3/32" x 1/2"
22	620472	1	PLATE, latching, master switch cover
	914330	2	CAPSCREW, 1/4"NF x 5/8"
	904204	2	LOCKWASHER, 1/4"
	911040	2	NUT, 1/4"NF
23	035916	1	SPRING, master switch cover

Loaders # 493 and up



INSTRUMENTS

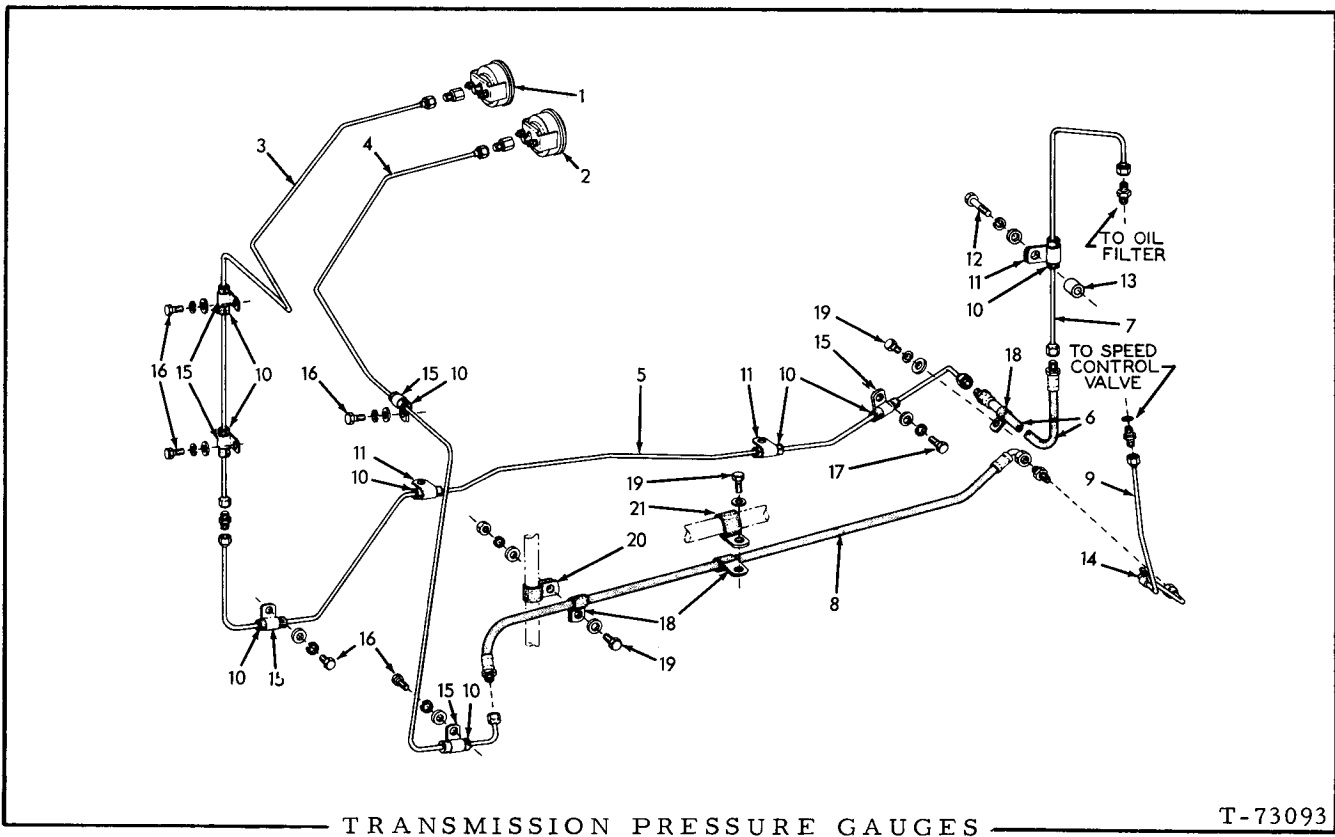
T-73079

ITEM	PART NO.	QTY.	DESCRIPTION
1	656905	1	PLATE, instrument mounting
2	642746	3	CUSHION, instrument mounting plate
	911048	3	NUT, jam, 3/8"NF
3	924950	3	NUT, instrument mounting plate
4	656923	1	SEAL, weather, instrument mounting plate
5	659003	1	LIGHT ASSEMBLY, instrument panel (Consists of items 6 thru 10)
	911049	1	NUT, jam, 5/8"NF
	910334	1	LOCKWASHER, int-tooth, 5/8"
6	-----	1	BASE ASSEMBLY (Not serviced separately)
7	074452	1	BULB, instrument light (single contact, 6 C. P., 24 volts)
8	095267	1	LENS, instrument light
9	095265	1	SPRING, retaining, instrument light cover
10	659002	1	COVER, instrument light

(Continued)

INSTRUMENTS (Continued)

ITEM	PART NO.	QTY.	DESCRIPTION
11	658348	1	AMMETER (Includes mounting clamp)
12	658397	1	GAUGE, engine temperature (Includes mounting clamp)
13	639313	3	CLIP, temperature gauge tube
14	053616	1	CAPSCREW, 3/8"NC x 1-3/4"
	904206	1	LOCKWASHER, 3/8"
	911115	1	WASHER, plain, SAE std., 3/8"
15	085452	1	BLOCK, clip spacing
16	240962	1	SWITCH ASSEMBLY, starter (Includes mounting nut)
17	634677	1	GUARD, starter switch
18	661345	1	SWITCH ASSEMBLY, lights (Includes mounting nut)
19	-----	1	GAUGE, transmission lubricating oil pressure (See page 212)
20	-----	1	GAUGE, transmission hydraulic pressure (See page 212)
21	921193	1	PLUG, button, cd-pltd., 2-3/32" diam.
22	-----	1	GAUGE, engine oil pressure (See page 214)
23	659197	1	HARNESS, instrument panel wiring
24	620063	1	CLIP, wiring harness (short)
25	035244	1	CAPSCREW, 3/8"NC x 3/4"
	911115	1	WASHER, plain, SAE std., 3/8"
	904206	1	LOCKWASHER, 3/8"
26	641504	1	CLIP, wiring harness (long)
27	644758	1	CLIP, harness supporting (3/16" diam., 9/32" bolt-hole)



TRANSMISSION PRESSURE GAUGES

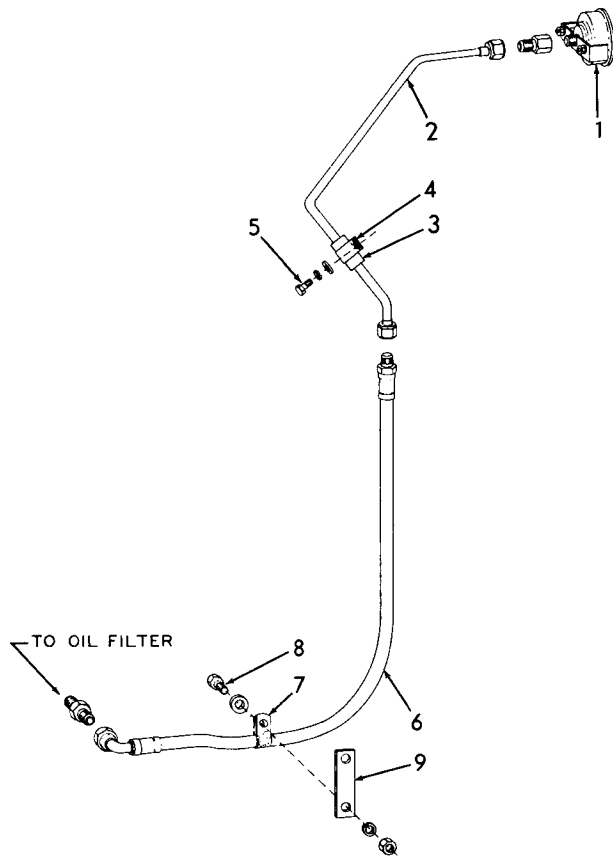
T-73093

ITEM	PART NO.	QTY.	DESCRIPTION
1	666185	1	GAUGE, hydraulic pressure (Includes mounting clamp)
2	658313	1	GAUGE, lubricating oil pressure (Includes mounting clamp)
3	655398	1	TUBE ASSEMBLY, hydraulic pressure gauge, front section (Includes nuts)
	919174	1	CONNECTOR, flare type, 1/4" tube, 1/8"NPT female
4	655399	1	TUBE ASSEMBLY, lube oil pressure gauge, front section (Includes nuts)
	919174	1	CONNECTOR, flare type, 1/4" tube, 1/8"NPT female
5	655393	1	TUBE ASSEMBLY, hydraulic pressure gauge, intermediate section (Includes nuts)
	919214	1	UNION, flare type, 1/4" tube
6	655395	1	HOSE, hydraulic pressure gauge (See HOSE PARTS)
7	655397	1	TUBE ASSEMBLY, hydraulic pressure gauge, rear section (Includes nuts)
	919140	1	CONNECTOR, flare type, 1/4" tube, 1/4"NPT male
8	655404	1	HOSE, lube oil pressure gauge (See HOSE PARTS)
	919214	1	UNION, flare type, 1/4" tube
9	656626	1	TUBE ASSEMBLY, lube oil pressure gauge, rear section (Includes nuts)
	923163	1	CONNECTOR, flare type, 1/4" tube, 7/16"NF straight male thread (Includes O-RING 921883)
10	093972	9	BOOT, tube protecting (rubber)

(Continued)

TRANSMISSION PRESSURE GAUGES (Continued)

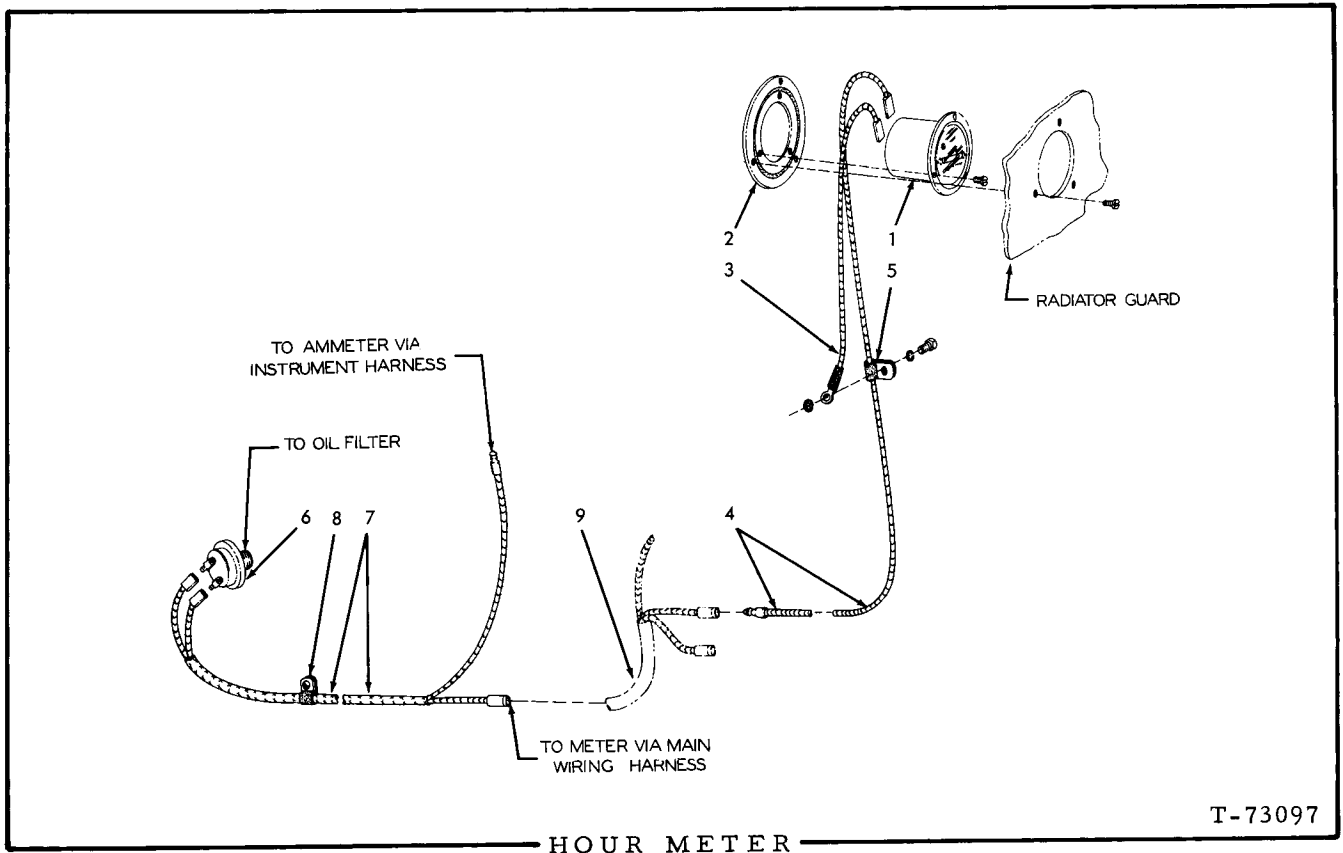
ITEM	PART NO.	QTY.	DESCRIPTION
11	051311	3	CLIP, tube supporting (5/8" diam., 17/32" bolt-hole)
12	058793	1	CAPSCREW, 3/8"NC x 2-1/4"
	904206	1	LOCKWASHER, 3/8"
	911115	1	WASHER, plain, SAE std., 3/8"
13	675569	1	BLOCK, clip spacing
14	640677	1	CLIP, tube supporting (1/4" diam., 13/32" bolt-hole)
15	047381	6	CLIP, tube supporting (5/8" diam., 13/32" bolt-hole)
16	035244	5	CAPSCREW, 3/8"NC x 3/4"
17	013058	1	CAPSCREW, 3/8"NC x 1-1/4"
	904206	6	LOCKWASHER, 3/8"
	911115	6	WASHER, plain, SAE std., 3/8"
18	644006	4	CLIP, hose supporting (9/16" diam., 17/32" bolt-hole)
19	035244	4	CAPSCREW, 3/8"NC x 3/4"
	904206	4	LOCKWASHER, 3/8"
	911115	6	WASHER, plain, SAE std., 3/8"
	911026	2	NUT, 3/8"NC
20	094467	1	CLIP, hose supporting (3/4" diam., 13/32" bolt-hole)
21	632547	1	CLIP, hose supporting (1-1/2" diam., 17/32" bolt-hole)



ENGINE OIL PRESSURE GAUGE

T-73564

ITEM	PART NO.	QTY.	DESCRIPTION
1	0658293-6	1	GAUGE, oil pressure (Includes mounting clamp)
2	0655400-0	1	TUBE ASSY., oil pressure gauge (Includes nuts)
	0919174-3	1	CONNECTOR, flare type, 1/4" tube, 1/8"NPT female
3	0093972-8	1	BOOT, tube protecting (rubber)
4	0047381-9	1	CLIP, tube supporting (5/8" diam., 13/32" bolt-hole)
5	0922763-8	1	CAPSCREW, 3/8"NC x 3/4"
	0044973-6	1	WASHER, plain, SAE std., 3/8"
6	0655390-3	1	HOSE, oil pressure line (See HOSE PARTS)
	0919140-4	1	CONNECTOR, flare type, 1/4" tube, 1/4"NPT male
7	0094527-9	2	CLIP, hose supporting (1/2" diam., 13/32" bolt-hole)
8	0035244-3	1	CAPSCREW, 3/8"NC x 3/4"
	0911115-4	1	WASHER, plain, SAE std., 3/8"
	0904206-0	1	LOCKWASHER, 3/8"
	0911026-3	1	NUT, 3/8"NC
9	0644162-0	1	STRAP, hose supporting



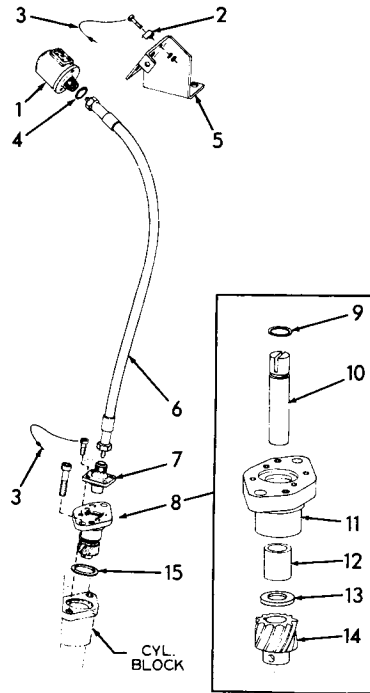
USAGE: Special equipment, supplements Mechanical Hour Meter

ITEM PART NO. QTY. DESCRIPTION

1	650299	1	METER, hour (24 volt)
	918210	3	SCREW ASSEMBLY, #6 x 1/2" (Includes lockwasher)

NOTE: Meter carries manufacturer's warranty and in case of failure should not be returned to Allis-Chalmers. Return "Hobbs" meter to nearest "Stewart-Warner" agency. Return "Hamilton" meter to Hamilton Watch Company, Industrial Products Division, Lancaster, Pa.

2	066467	1	DAMPER, vibration
	918210	3	SCREW ASSEMBLY, #6 x 1/2" (Includes lockwasher)
3	630917	1	CABLE, meter to ground (8" long)
	909367	1	LOCKWASHER, int-tooth, 1/4"
4	655862	1	CABLE, meter to wiring harness (25" long)
5	640707	1	CLIP, hour meter cable (1/8" diam., 9/32" bolt-hole)
	905656	1	CAPSCREW, 1/4"NC x 5/8"
	904204	1	LOCKWASHER, 1/4"
6	640727	1	SWITCH, pressure
7	659198	1	HARNESS, wiring, pressure switch
8	639314	1	CLIP, wiring harness
9	-----	1	HARNESS, safety switch (See SPEED CONTROL LINKAGE)

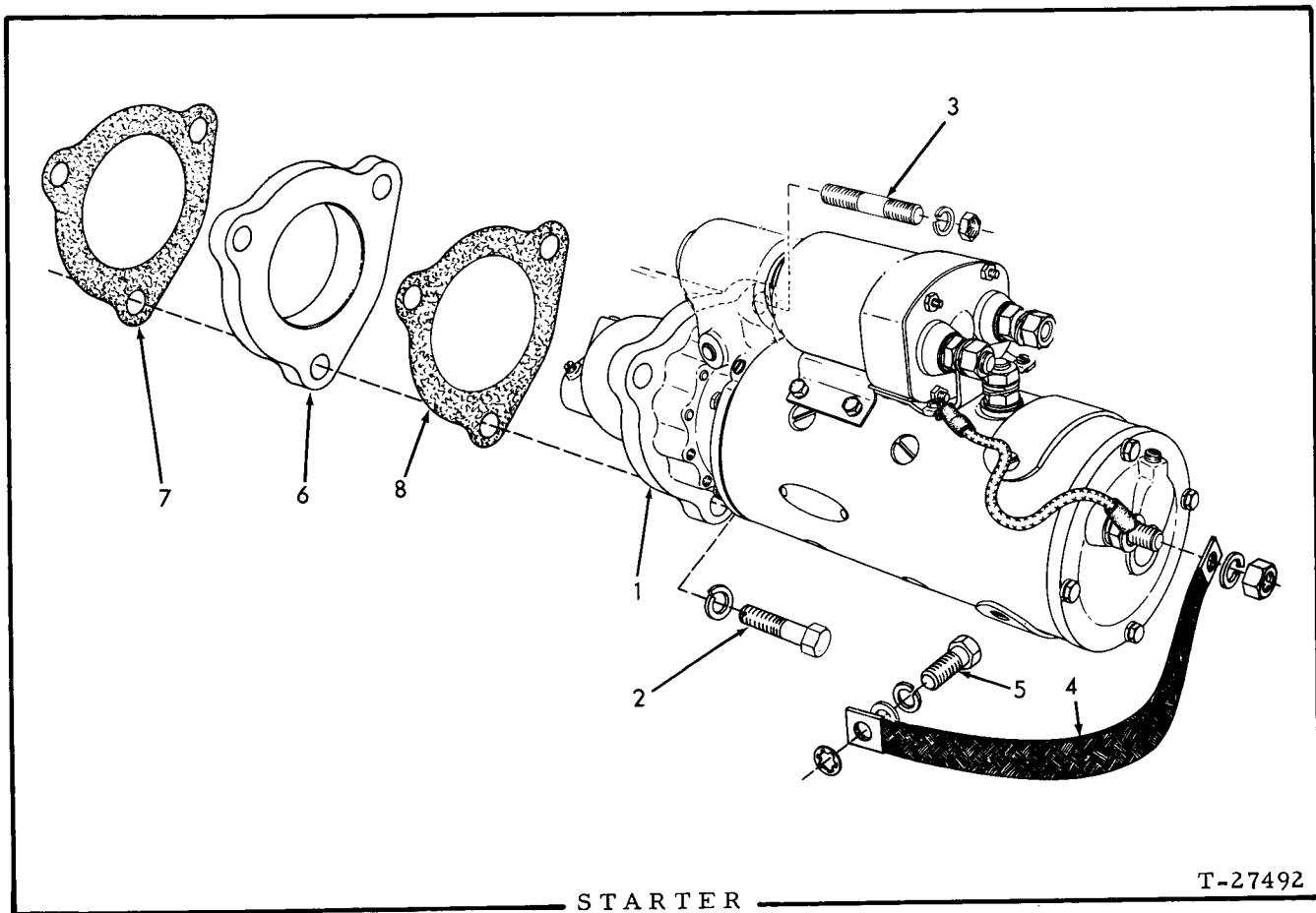


T-75759

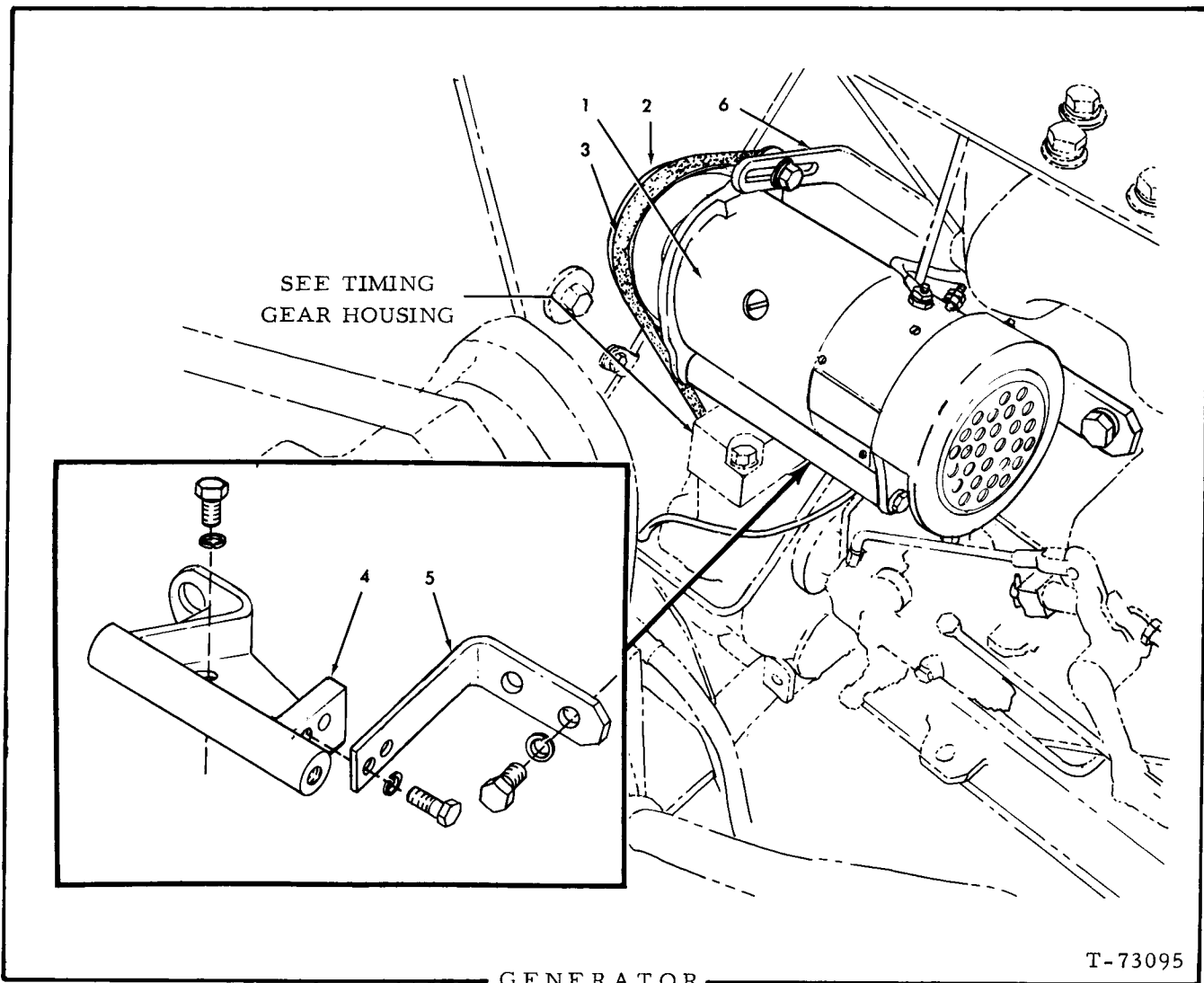
HRM METER (Mechanical)

USAGE: Effective with engine serial No. 11-17330

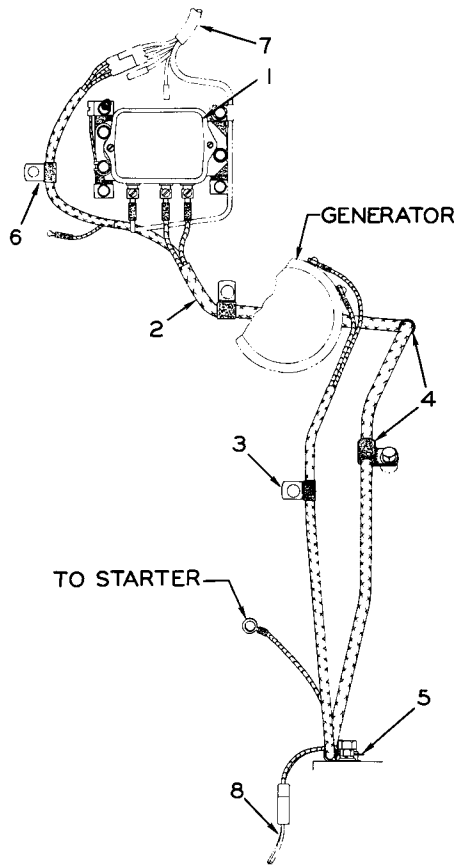
ITEM	PART NO.	QTY.	DESCRIPTION
1	4359569-3	1	METER, hour (Serviced only as a unit)
2	4359293-0	2	CLAMP, meter retaining
	4027687-5	2	SCREW, hex-socket hd., 1/4" NF x 7/8"
	0904204-5	2	LOCKWASHER, 1/4"
	0910337-5	2	NUT, 1/4" NF
3	4355843-6	3	SEAL, anti-tampering
4	0923934-4	1	O-RING, meter mounting
5	4359564-4	1	BRACKET, meter mounting
6	4359588-3	1	SHAFT ASSY., meter driving
7	4027565-3	1	DRIVE ASSY., hour meter (Serviced only as a unit)
	4027595-0	4	SCREW, hex-socket hd., #10 x 5/8"
8	4359237-7	1	ADAPTER ASSY. (Consists of items 9 thru 14)
	4359231-0	2	SCREW, hex-socket hd., 3/8" NC x 2-1/4"
9	4255961-7	1	RING, shaft retaining
10	4359271-6	1	SHAFT, drive
11	-----	1	HOUSING, adapter (Not serviced separately, order item 8)
12	4255962-5	1	BUSHING, adapter housing
13	4359308-6	1	BEARING, thrust (washer)
14	4660408-8	1	GEAR, drive shaft
15	4253773-8	1	GASKET, adapter



ITEM	PART NO.	QTY.	DESCRIPTION
1	-----	1	MOTOR, starting ("Delco-Remy" No. 1113900)(Original equipment. Order MOTOR 4387529)
	4387529	1	MOTOR, starting ("Delco-Remy" No. 1113898)(Service replacement)
2	621456	2	CAPSCREW, Nylok, 5/8"NC x 2-1/2"
3	648262	1	STUD, Nylok, 5/8"NF x 3-1/8"
	911044	1	NUT, 5/8"NF
	904209	3	LOCKWASHER, 5/8"
NOTE: Order starting motor parts from local United Motors Service agency			
4	623545	1	STRAP, grounding
5	035236	1	CAPSCREW, 1/2"NC x 1-3/4"
	904208	1	LOCKWASHER, regular, 1/2"
	910244	1	WASHER, plain, SAE std., 1/2"
	906961	1	LOCKWASHER, int-tooth, 1/2"
6	621278	1	ADAPTER, starting motor
7	620420	1	GASKET, starting motor adapter
8	620366	1	GASKET, starting motor



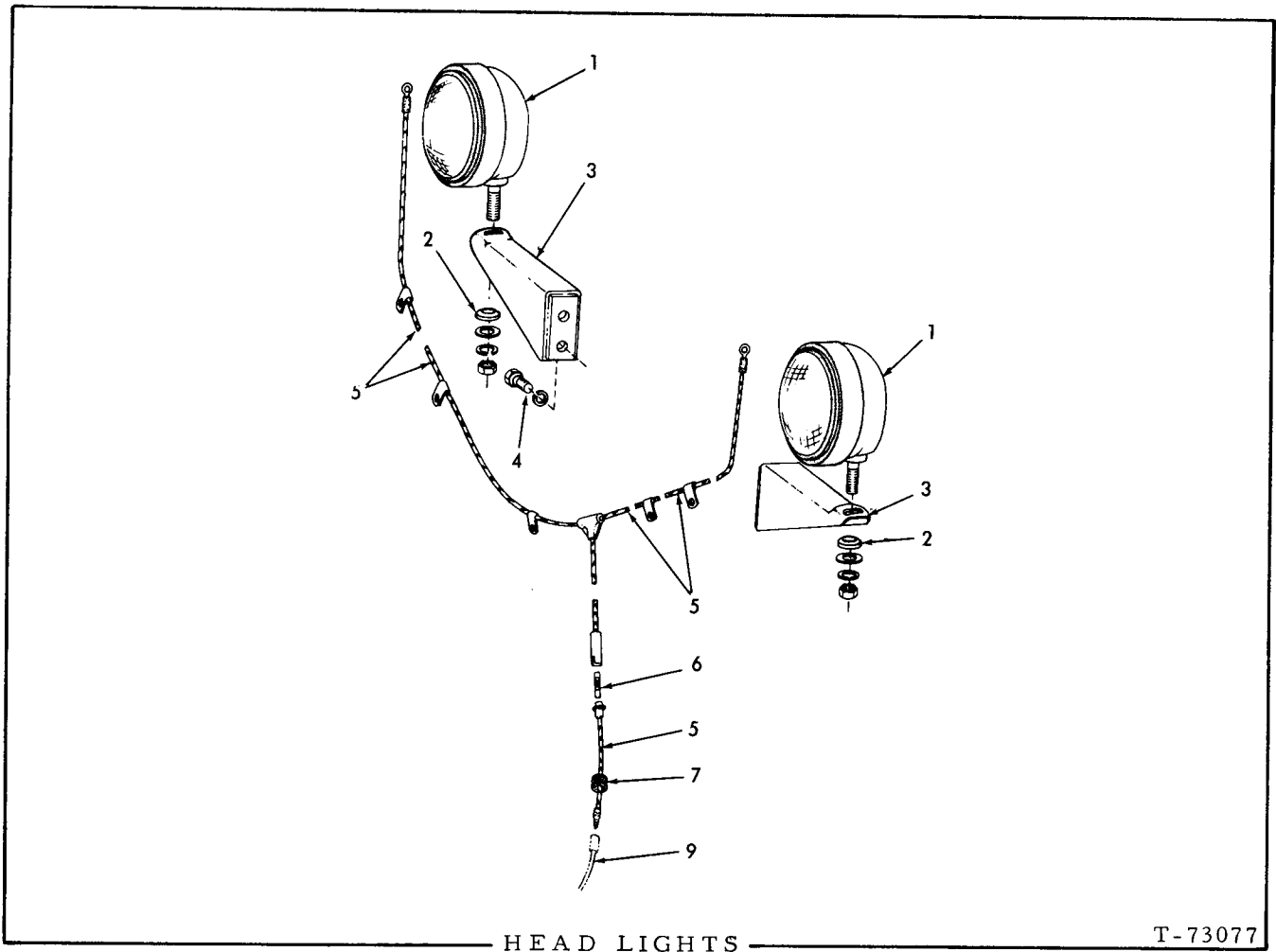
ITEM	PART NO.	QTY.	DESCRIPTION
1	4357744	1	GENERATOR ASSEMBLY (Includes key, nut and washer for pulley) ("Delco-Remy" #1105237. Order parts from United Motors Service agency)
	915987	2	CAPSCREW, 1/2"NC x 1-1/2"
	904208	2	LOCKWASHER, 1/2"
2	4357745	1	PULLEY
3	4359587	1	BELT, generator and water pump
4	4357696	1	BRACKET, mounting
	916269	2	CAPSCREW, 3/8"NC x 7/8"
	904206	2	LOCKWASHER, 3/8"
5	-----	1	SUPPORT, mounting bracket (Used on early units only. Deemed unnecessary)
	916272	2	CAPSCREW, 3/8"NC x 1-1/4"
	904206	2	LOCKWASHER, 3/8"
	918683	2	CAPSCREW, 1/2"NC x 1-1/8"
	904208	2	LOCKWASHER, 1/2"
6	4357828	1	BRACE, belt adjustment
	916271	1	CAPSCREW, 3/8"NC x 1"
	904206	1	LOCKWASHER, 3/8"
	911993	1	WASHER, plain, 3/8"



GENERATOR REGULATOR

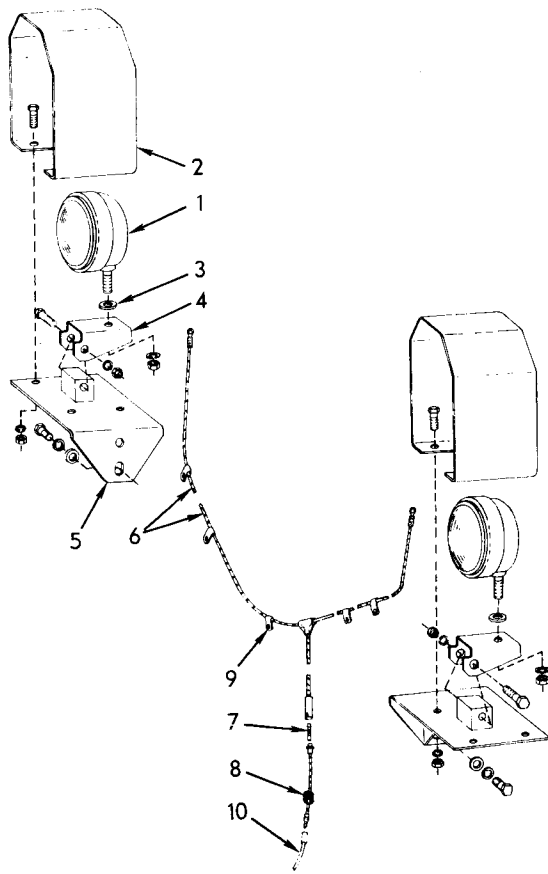
T-73096

ITEM	PART NO.	QTY.	DESCRIPTION
1	649520	1	REGULATOR, voltage and current (Order parts from local United Motors Service Agency)
	912182	4	CAPSCREW, 1/4"NC x 1-3/4"
	904204	4	LOCKWASHER, regular, 1/4"
	909367	1	LOCKWASHER, int-tooth, 1/4" (ground cable)
	911114	2	WASHER, plain, SAE std., 1/4"
2	659196	1	HARNESS, wiring, generator to regulator
3	640677	2	CLIP, harness supporting, (1/4" diam., 13/32" bolt-hole)
	044249	1	CAPSCREW, 3/8"NC x 1-1/8"
	904206	1	LOCKWASHER, 3/8"
	911115	1	WASHER, plain, SAE std., 3/8"
4	094527	3	CLIP, harness supporting (1/2" diam., 13/32" bolt-hole)
	035244	2	CAPSCREW, 3/8"NC x 3/4"
	904206	2	LOCKWASHER, 3/8"
	911115	2	WASHER, plain, SAE std., 3/8"
5	641563	1	CLIP, harness supporting (5/16" diam., 9/16" bolt-slot)
6	639314	1	CLIP, harness supporting (3/8" diam., 13/32" bolt-hole)
7	-----	1	HARNESS, instrument panel wiring (See INSTRUMENTS)
8	-----	1	HARNESS, safety switch wiring (See SPEED CONTROL LINKAGE)



USAGE: Special equipment. Loaders prior to Serial No. 1000

ITEM	PART NO.	QTY.	DESCRIPTION
1	638283	2	LIGHT ASSEMBLY (See page 224 for parts)(Early units)
	621429	2	LIGHT ASSEMBLY (See page 225 for parts)(Late units)
	900818	2	WASHER, plain, U. S. std., 1/2"
	904208	2	LOCKWASHER, 1/2"
	911043	2	NUT, 1/2"NF
2	075535	2	WASHER, light mounting
3	655786	2	BRACKET, light mounting
4	916311	4	CAPSCREW, 1/2"NC x 1-1/4"
	904208	4	LOCKWASHER, 1/2"
5	655784	1	CABLE ASSEMBLY (Includes item 6)
6	208960	1	FUSE, cartridge type, 1/4" x 1-1/4", 20 amperes
7	040981	1	GROMMET, rubber
8	654365	5	CLIP, cable supporting
9	-----	1	HARNESS (See INSTRUMENTS)

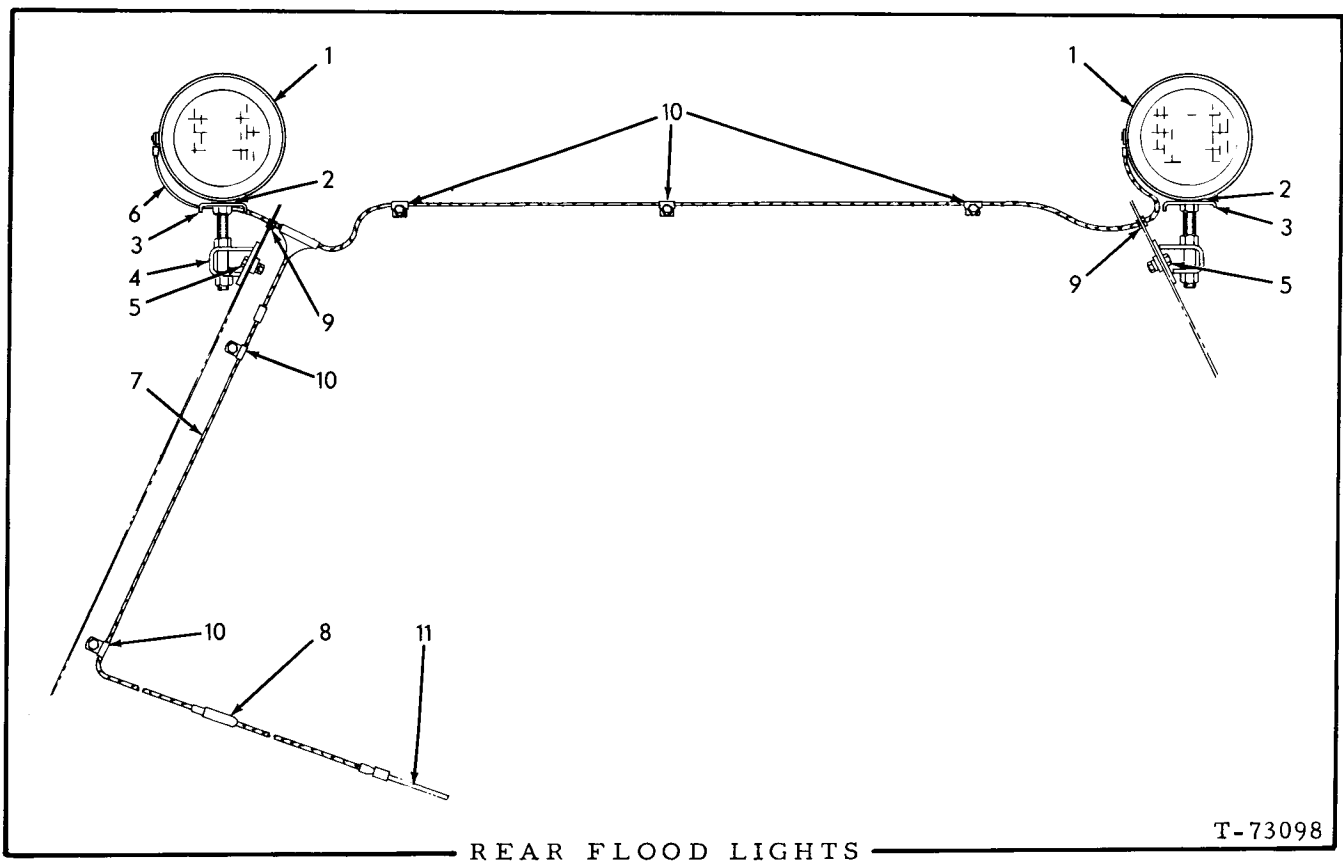


HEADLIGHTS

T-75559

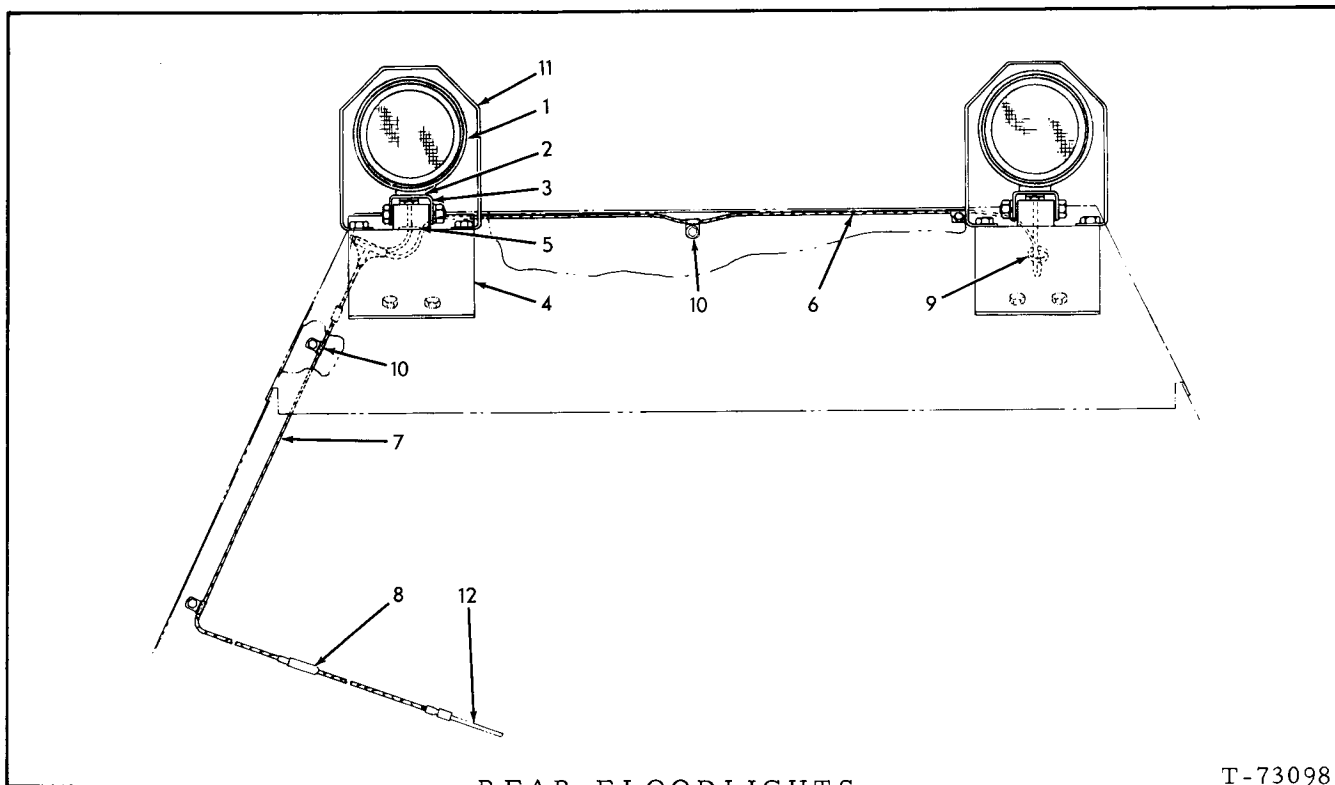
USAGE: Special equipment. Loader serial No. 43C01001 and up

ITEM	PART NO.	QTY.	DESCRIPTION
1	-----	2	LIGHT ASSY. (See page 225)
	0904208-6	2	LOCKWASHER, 1/2"
	0911043-8	2	NUT, jam, 1/2"NF
2	0670774-9	2	GUARD, light protecting
	0916311-4	8	CAPSCREW, 1/2"NC x 1-1/4"
	0904208-6	8	LOCKWASHER, 1/2"
	0911028-9	8	NUT, 1/2"NC
3	0061528-6	2	BOSS, light spacing
4	0076140-3	2	BRACKET, light mounting
	0916903-8	2	CAPSCREW, 5/8"NC x 3-1/2"
	0904209-4	2	LOCKWASHER, 5/8"
	0911029-7	2	NUT, 5/8"NC
5	0670762-4	2	BRACKET, mounting
	0915987-2	4	CAPSCREW, 1/2"NC x 1-1/4"
	0904208-6	4	LOCKWASHER, 1/2"
	0064531-7	4	WASHER, plain
6	0655784-7	1	CABLE ASSY. (Includes item 7)
7	0208960-5	1	FUSE, cartridge type, 1/4" x 1-1/4", 20 amperes
8	0040981-3	1	GROMMET, rubber
9	0654365-6	5	CLIP, cable supporting
10	-----	1	HARNESS (See INSTRUMENTS)



USAGE: Special equipment, Loaders prior to Serial No. 1000

ITEM	PART NO.	QTY.	DESCRIPTION
1	638283	2	LIGHT ASSEMBLY (See page 224 for parts)(Early units)
	-----	2	LIGHT ASSEMBLY (See page 225 for parts)(Late units)
	900818	2	WASHER, plain, U.S. std., 1/2"
	904208	2	LOCKWASHER, 1/2"
	911043	2	NUT, 1/2"NF
2	075535	2	WASHER, light mounting
3	094630	2	BRACKET, light mounting
	911044	2	NUT, 5/8"NF
4	655791	2	BRACKET, mounting
5	919224	4	CAPSCREW, 3/8"NC x 1-1/8"
	044973	4	WASHER, plain
	904206	4	LOCKWASHER, 3/8"
	911026	4	NUT, 3/8"NC
6	655959	1	CABLE, rear section
7	655785	1	CABLE ASSEMBLY, front section (38" long. Includes item 8)
8	208960	1	FUSE, cartridge type, 1/4" x 1-1/4", 20 amperes
9	083987	2	GROMMET, rubber
10	640707	5	CLIP, cable supporting
	905655	5	CAPSCREW, 1/4"NC x 1/2"
	904204	5	LOCKWASHER, 1/4"
	911114	5	WASHER, plain, SAE std., 1/4"
11	-----	1	HARNESS (See INSTRUMENTS)

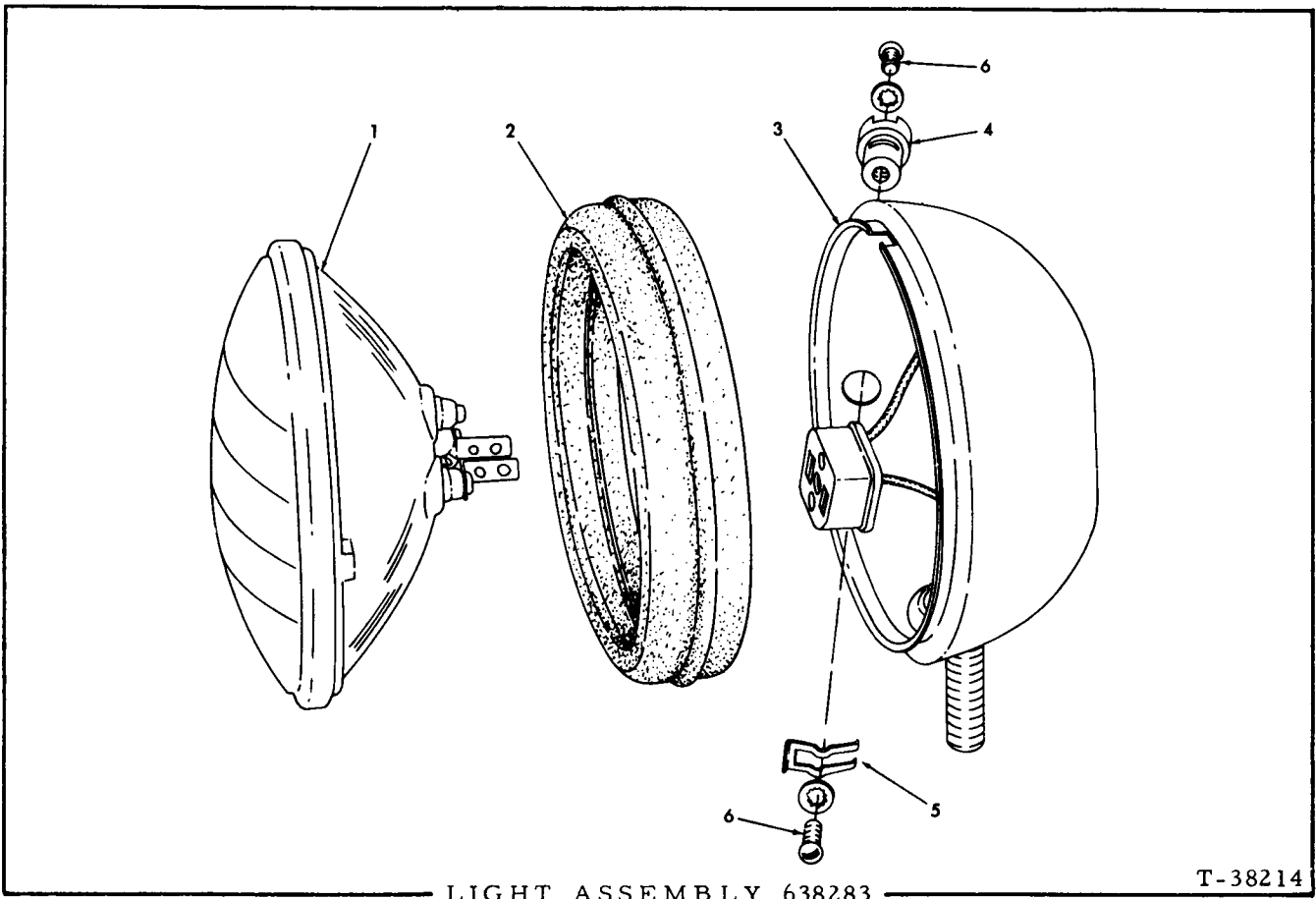


REAR FLOODLIGHTS

T-73098

USAGE: Special equipment. Loader serial No. 43C01001 and up

ITEM	PART NO.	QTY.	DESCRIPTION
1	-----	2	LIGHT ASSY. (See page 225)
	0904208-6	2	LOCKWASHER, 1/2"
	0911043-8	2	NUT, 1/2"NF
2	0061528-6	2	BOSS, light spacing
3	0076140-3	2	BRACKET, light mounting
	0916903-8	2	CAPSCREW, 5/8"NC x 3-1/2"
	0904209-4	2	LOCKWASHER, 5/8"
	0911029-7	2	NUT, 5/8"NC
4	0675568-0	2	BRACKET, mounting
5	0023176-1	2	GROMMET, rubber
6	0671205-3	1	CABLE, rear section
7	0655785-4	1	CABLE ASSY., front section (38" long. Includes item 8)
8	0208960-5	1	FUSE, cartridge type, 1/4" x 1-1/4", 20 amperes
9	0083987-8	2	GROMMET, rubber
10	0640707-6	5	CLIP, cable supporting
	0905655-7	5	CAPSCREW, 1/4"NC x 1/2"
	0904204-5	5	LOCKWASHER, 1/4"
	0911114-7	5	WASHER, plain, SAE std., 1/4"
11	0670774-9	2	GUARD, light protecting
	0916311-4	8	CAPSCREW, 1/2"NC x 1-1/4"
	0904208-6	8	LOCKWASHER, 1/2"
	0911028-9	8	NUT, 1/2"NC
12	-----	1	HARNESS (See INSTRUMENTS)

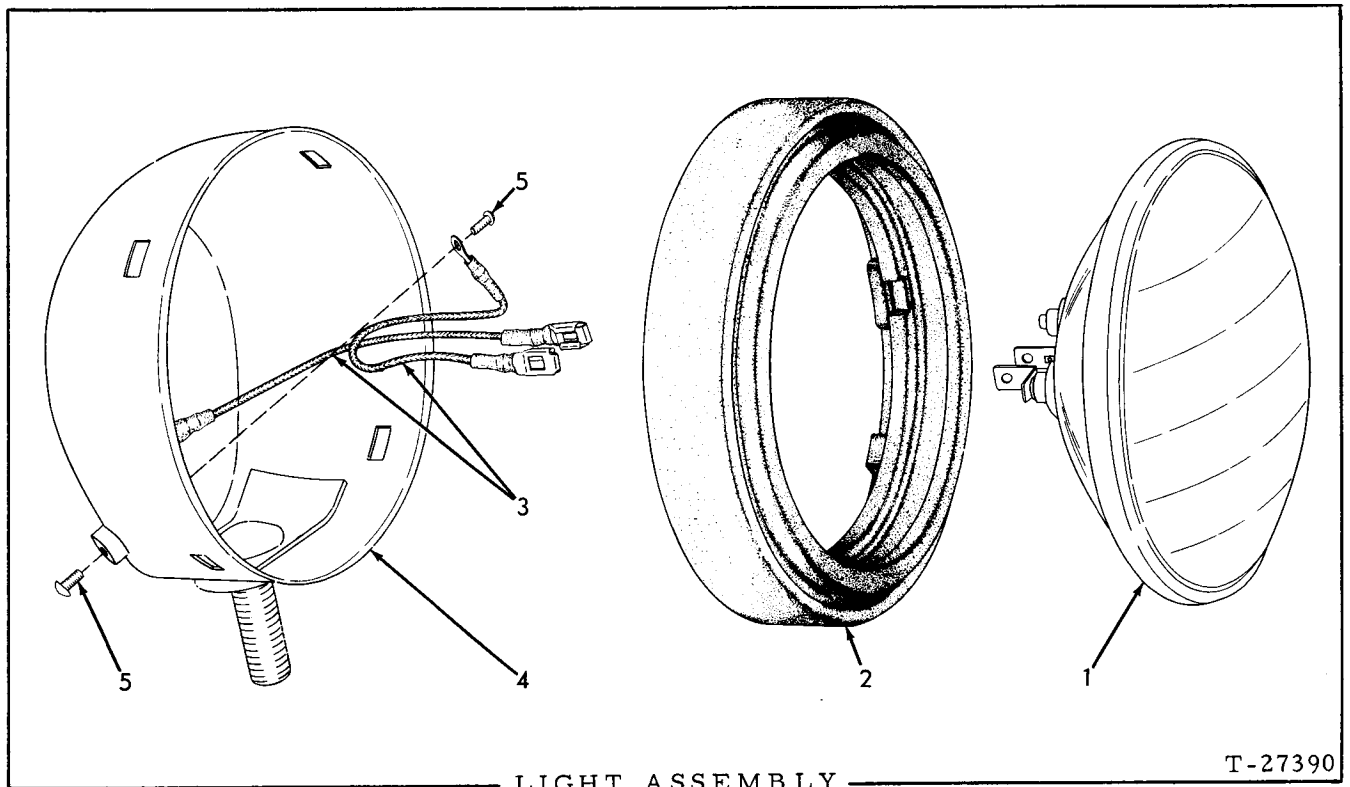


USAGE: See pages 220 and 222

ITEM PART NO. QTY. DESCRIPTION

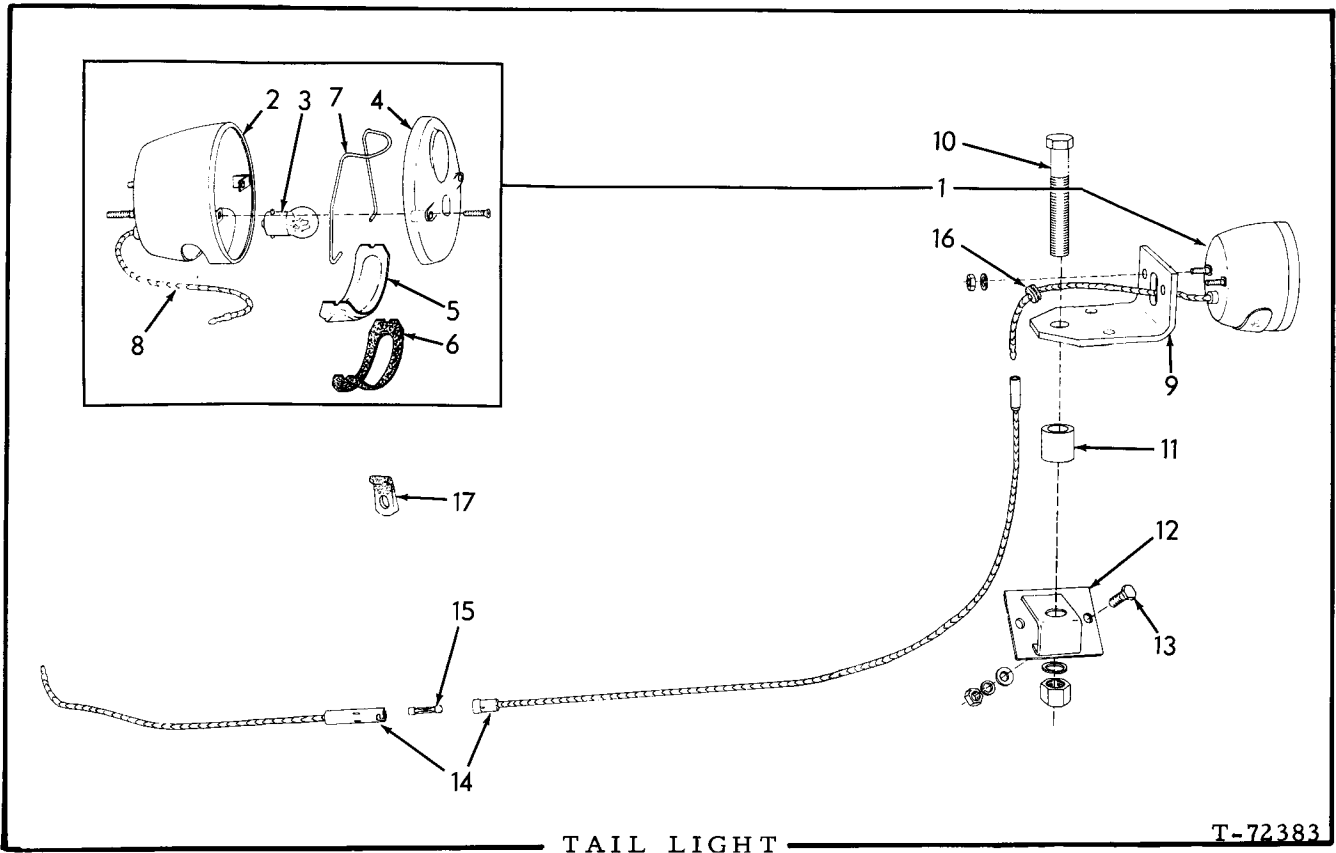
NOTE: Quantities indicated below are for one (1) light only

1	182763	1	SEALED BEAM (24 volt)
2	638282	1	RING, retaining (rubber)
3	-----	1	BODY ASSEMBLY (Includes wiring. Not serviced separately)
4	055589	1	TERMINAL KIT (Includes items 5 and 6)
5	048922	1	SPRING, retaining, terminal bushing
6	912731	2	SCREW, terminal (#8-32NC x 5/16")
	912739	2	LOCKWASHER, internal teeth, #8



USAGE: See pages 220 and 222

ITEM	PART NO.	QTY.	DESCRIPTION
-	0621429-0	4	LIGHT ASSY. (Includes items 1 thru 5)
<u>NOTE:</u> Quantities indicated are for one (1) light only			
1	0182763-3	1	SEALED BEAM (24 volt)
2	0621428-2	1	RETAINER (rubber)
3	0621724-4	2	CABLE, sealed beam (Includes terminals)
4	-----	1	BODY ASSY. (Not serviced separately)
5	0912731-7	2	SCREW, terminal (#8-32NC x 5/16")



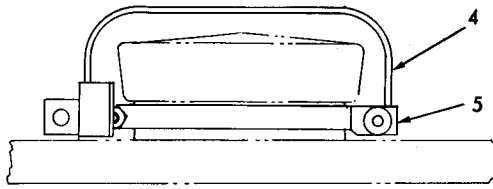
USAGE: Special equipment

ITEM	PART NO.	QTY.	DESCRIPTION
1	654652	1	LIGHT ASSEMBLY, tail (Consists of items 2 thru 8)
	904204	2	LOCKWASHER, 1/4"
	911024	2	NUT, 1/4"NC
2	-----	1	BODY ASSEMBLY (Not serviced separately)
3	074452	1	BULB, single contact, 6 c. p., 24 volt
4	654991	1	LENS (red)
	654990	2	SCREW, retaining
5	654988	1	LENS-SEGMENT (clear)
6	654989	1	GASKET, lens-segment
7	654987	1	CLIP, lens-segment retaining
8	654986	1	WIRE ASSEMBLY (Includes insulating bushing)
9	067110	1	BRACKET, mounting
10	034440	1	CAPSCREW, 5/8"NF x 3-1/2"
	904209	1	LOCKWASHER, 5/8"
	911044	1	NUT, 5/8"NF
11	067112	1	BLOCK, spacing, mounting bracket
12	655791	1	BRACKET, mounting
13	044249	2	CAPSCREW, 3/8"NF x 1-1/8"
	044973	2	WASHER, plain
	904206	2	LOCKWASHER, 3/8"
	911026	2	NUT, 3/8"NC

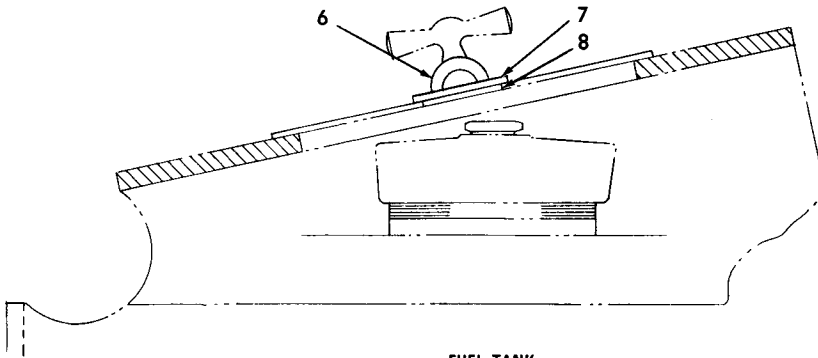
(Continued)

TAIL LIGHT (Continued)

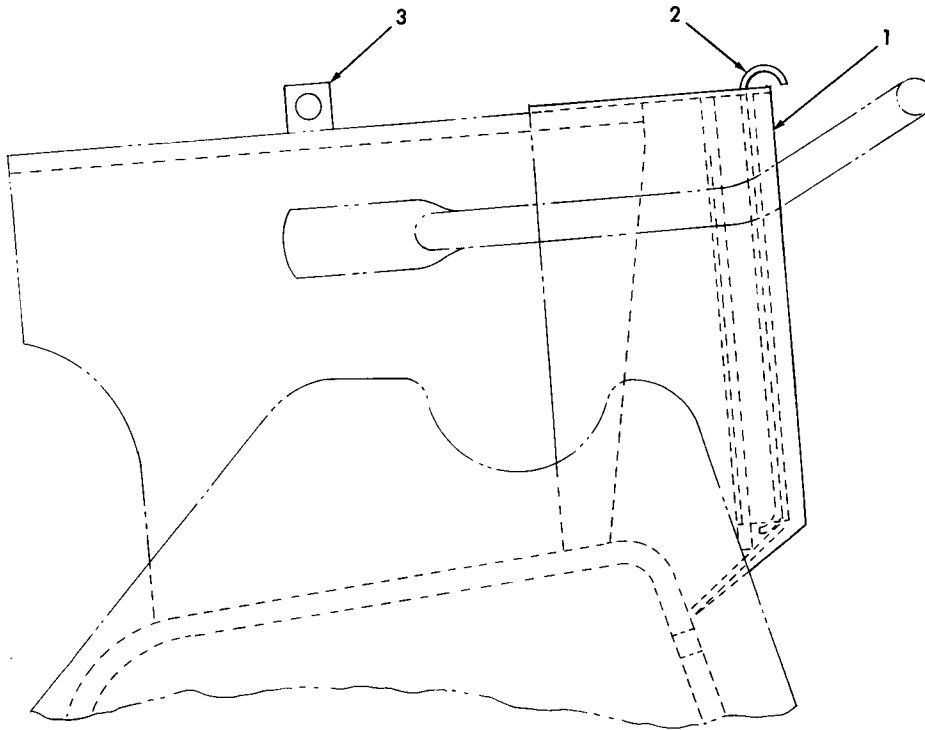
ITEM	PART NO.	QTY.	DESCRIPTION
14	655785	1	CABLE ASSEMBLY (Includes item 15)
15	208960	1	FUSE, cartridge type, 1/4" x 1-1/4", 20 amperes
16	083987	1	GROMMET, rubber
17	640707	2	CLIP, cable supporting
	905655	2	CAPSCREW, 1/4"NC x 1/2"
	904204	2	LOCKWASHER, 1/4"
	911114	2	WASHER, plain, SAE std., 1/4"



HYDRAULIC TANK



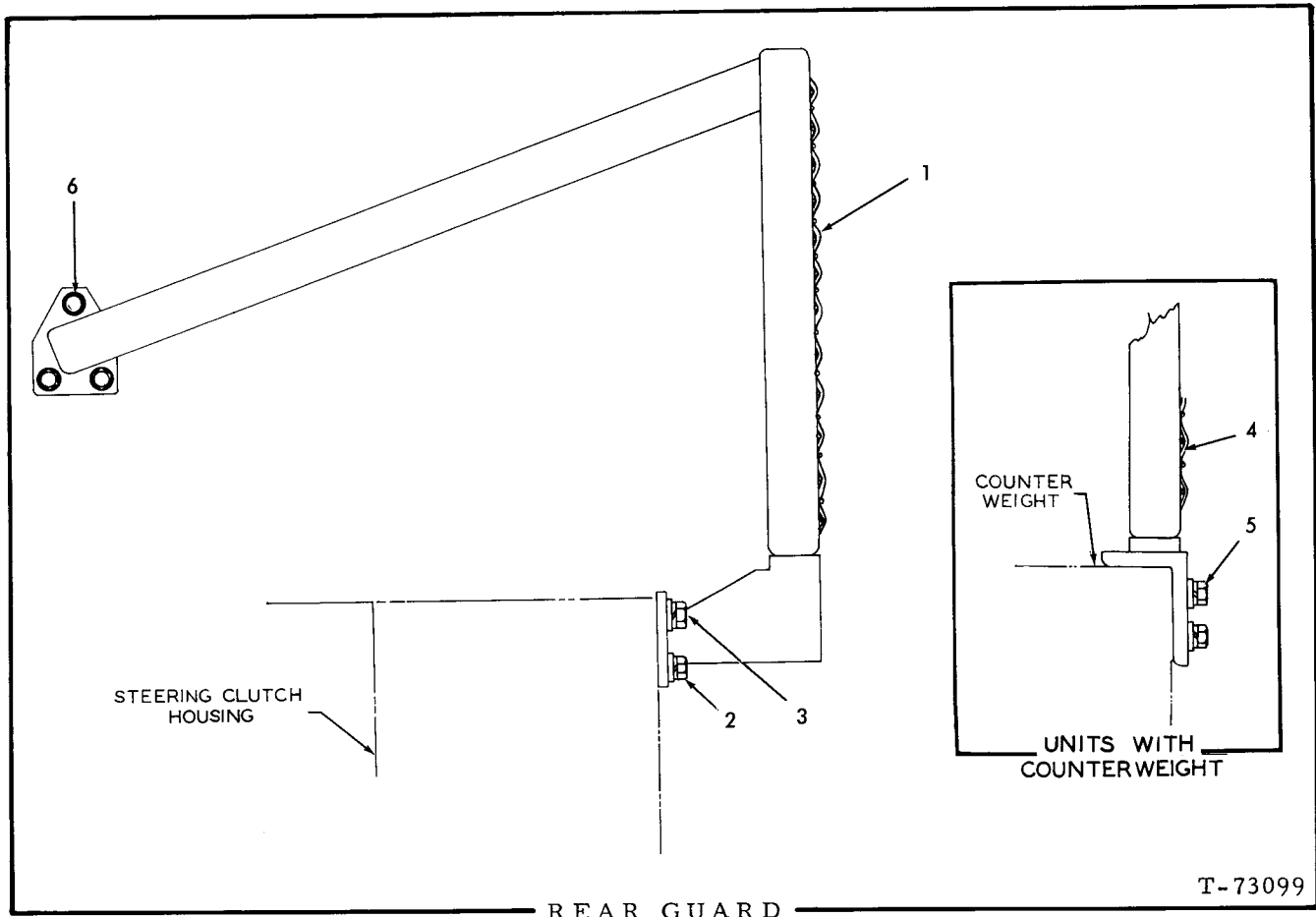
FUEL TANK



INSTRUMENT PANEL

VANDALISM PREVENTION PARTS

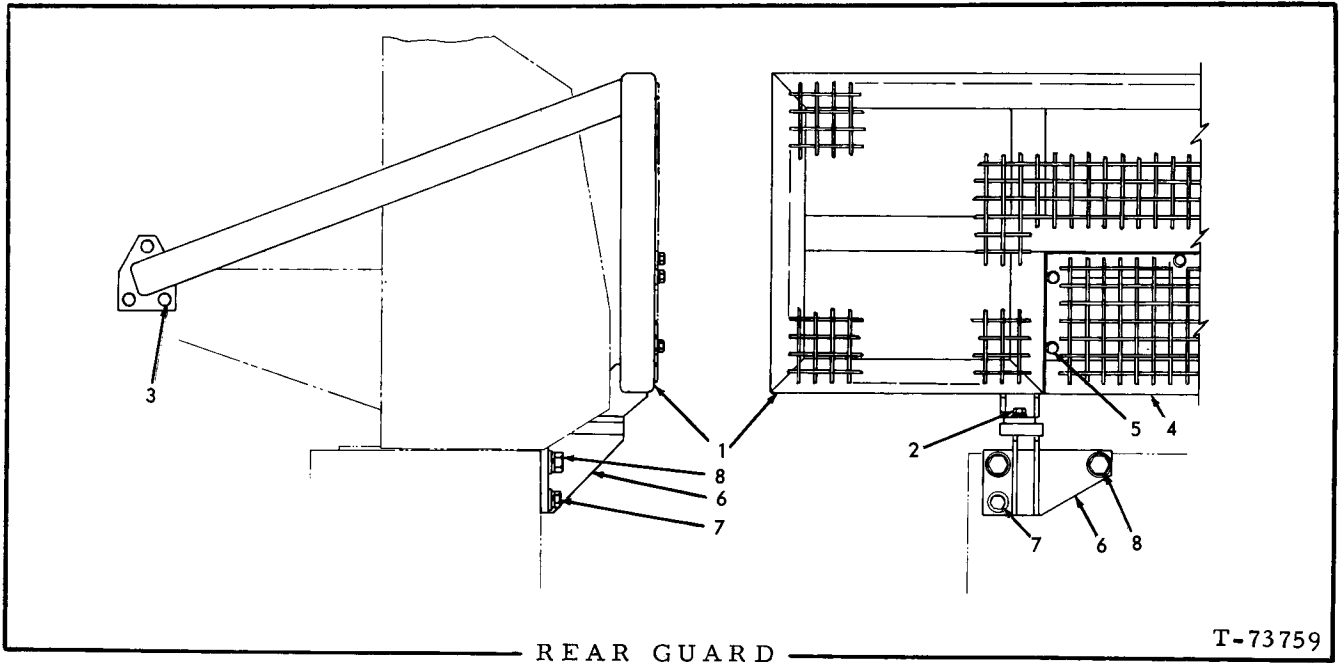
ITEM	PART NO.	QTY.	DESCRIPTION
			<u>NOTE:</u> Items 1 thru 5 are not required on units equipped with a cab. Padlocks are required to complete the various installations.
1	0659680-3	1	GUARD, instrument panel (Requires welding to cowl)
2	0659681-1	1	COVER, instrument panel guard
3	0625018-7	1	BLOCK, cover retaining (Requires welding to cowl)
4	0657553-4	1	COVER, hydraulic tank cap
	0924838-6	1	RIVET, 5/16" x 1-3/16"
5	0657556-7	1	CLAMP, hydraulic tank filler neck
	0916285-0	1	CAPSCREW, 1/4"NC x 1"
	0904204-5	1	LOCKWASHER, 1/4"
	0911024-8	1	NUT, 1/4"NC
6	0657523-7	1	ROD, locking, fuel tank
7	0657522-9	1	PLATE, locking, fuel tank
8	0657521-1	1	LUG, locking, fuel tank
			} Requires welding to fuel tank guard



USAGE: Special equipment. Used prior to July 15, 1967

ITEM	PART NO.	QTY.	DESCRIPTION
1	-----	1	GUARD, rear (For standard units)(Order 1 each GUARD 660417, GUARD 660422, BRACKET 662445, BRACKET 662446; 4 each CAPSCREW 921068, LOCKWASHER 904369, WASHER 061689; 5 each CAPSCREW 915963, LOCKWASHER 904209, WASHER 064810)
2	035420	2	CAPSCREW, 1"NF x 3-1/4"
	910916	2	LOCKWASHER, 1"
	095951	2	WASHER, plain
3	066794	4	CAPSCREW, 1-1/4"NF x 3-1/4"
	904210	4	LOCKWASHER, 1-1/4"
	061702	4	WASHER, plain
4	-----	1	GUARD, rear (For units with special counterweight)(Order 1 each GUARD 660417, GUARD 660422; 5 each CAPSCREW 915963, LOCKWASHER 904209, WASHER 064810)
5	916302	4	CAPSCREW, 1"NC x 3-1/2"
	910916	4	LOCKWASHER, 1"
	095951	4	WASHER, plain
6	013238	6	CAPSCREW, 3/4"NC x 2"
	904369	6	LOCKWASHER, 3/4"

NOTE: See REAR FENDERS for other special items used with this installation

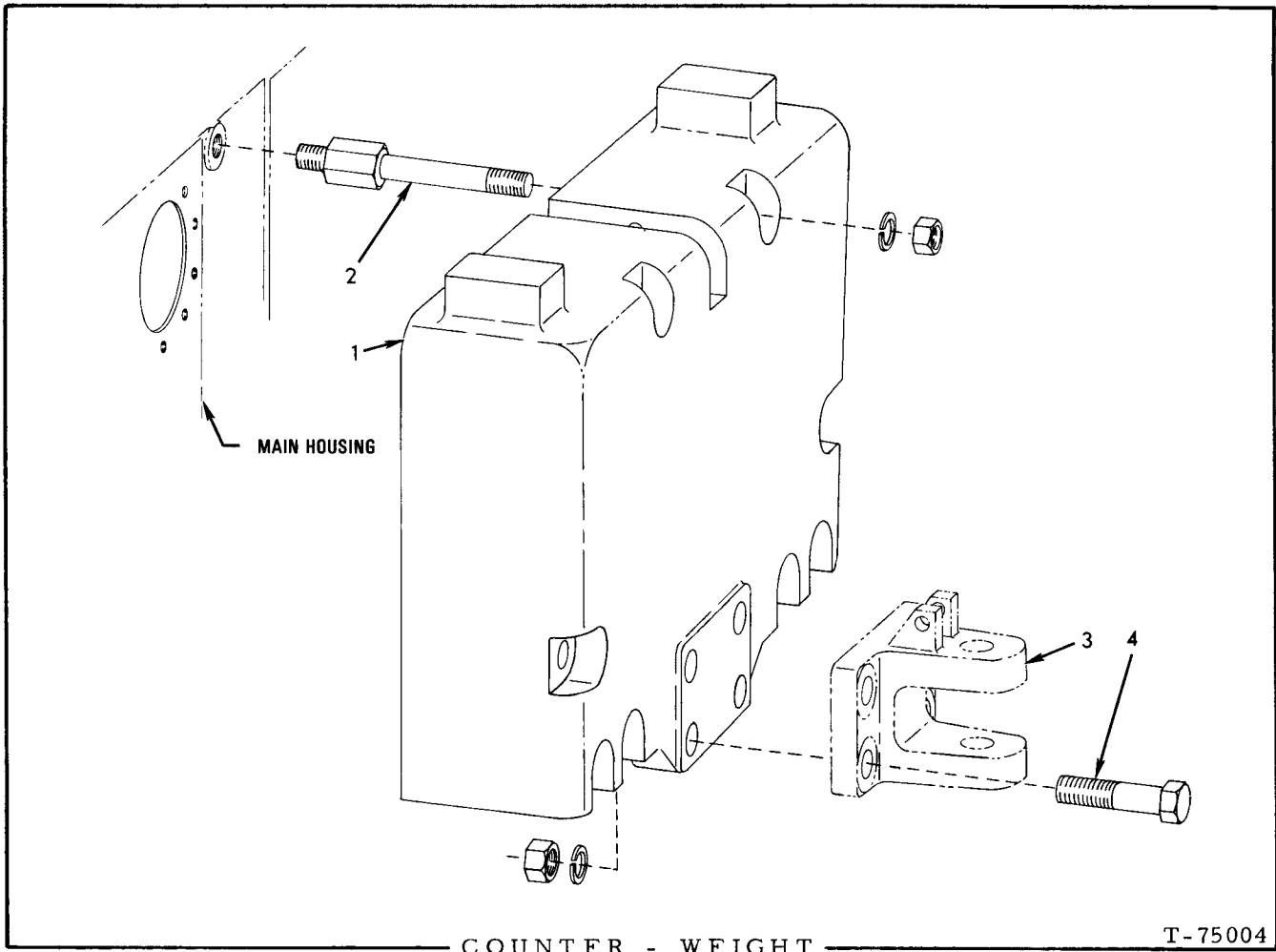


USAGE: Special equipment. Effective July 15, 1967

* Standard units
 ** Units with special counterweight or winch

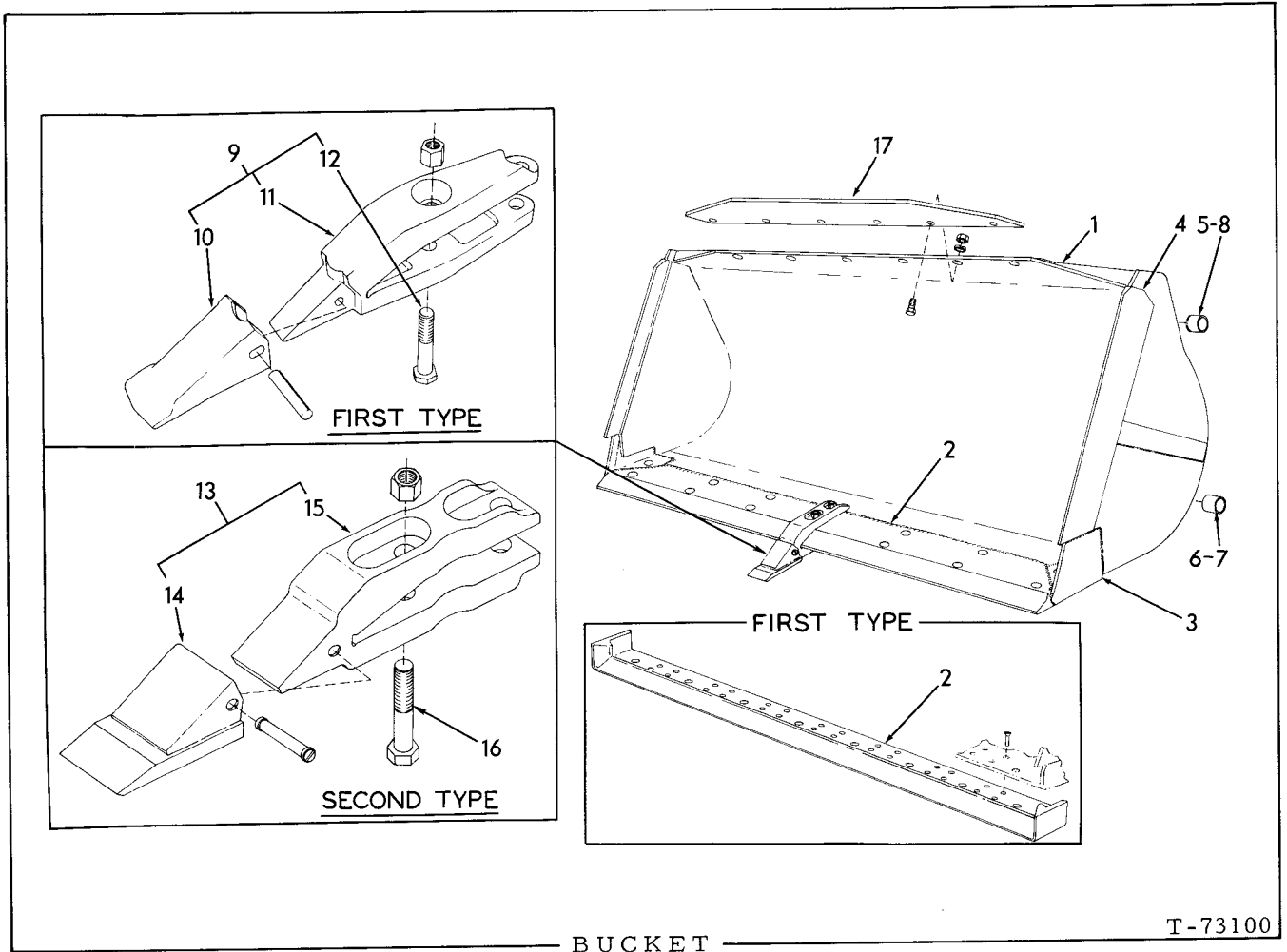
ITEM	PART NO.	QTY.		DESCRIPTION
		*	**	
1	660417	1	1	GUARD, main
2	921068	4	4	CAPSCREW, 3/4" NC x 2-1/4"
	904369	4	4	LOCKWASHER, 3/4"
	061689	4	4	WASHER, plain
3	013238	6	6	CAPSCREW, 3/4" NC x 2"
	904369	6	6	LOCKWASHER, 3/4"
4	660422	1	1	GUARD, rear insert
5	915963	5	5	CAPSCREW, 5/8" NC x 2-1/4"
	904209	5	5	LOCKWASHER, 5/8"
	064810	5	5	WASHER, plain
6	662445	1	-	BRACKET, guard supporting, left
	662446	1	-	BRACKET, guard supporting, right
7	035420	2	-	CAPSCREW, 1" NF x 3-1/4"
	910916	2	-	LOCKWASHER, 1"
	095951	2	-	WASHER, plain
8	066794	4	-	CAPSCREW, 1-1/4" NF x 3-1/4"
	904210	4	-	LOCKWASHER, 1-1/4"
	061702	4	-	WASHER, plain

NOTE: See REAR FENDERS for other special items used with this installation



USAGE: Special equipment

ITEM	PART NO.	QTY.	DESCRIPTION
1	659373	1	COUNTER-WEIGHT
2	654982	8	STUD
	904210	8	LOCKWASHER, 1-1/4"
	913097	8	NUT, 1-1/4"NF
3	-----	-	BRACKET, coupling (See DRAWBAR)
4	648331	4	CAPSCREW, 1-1/2"NF x 6-1/4"
	913077	4	LOCKWASHER, 1-1/2"
	916555	4	NUT, 1-1/2"NF



BUCKET

T-73100

* Loaders prior to serial No. 567

** Loaders serial No. 567 thru 1000; also loader serial No. 43C01001 and up

*** Service replacement only

ITEM	PART NO.	QUANTITY			DESCRIPTION	
		*	**	***		
1	0660107-4	1	-	-	BUCKET (2-1/2 yd. Includes item 2)	} Order BUCKET 0676365-0
	0666313-2	-	1	-	BUCKET (2-1/2 yd. Includes items 2 thru 4)	
	0660045-6	1	-	-	BUCKET (2-3/4 yd. Includes item 2)	
	0665376-0	-	1	-	BUCKET (2-3/4 yd. Includes items 2 thru 4)	
	0676365-0	-	-	1	BUCKET (2-3/4 yd. Includes items 2 thru 4)	} Order BUCKET 0676366-8
	0660118-1	1	-	-	BUCKET (3 yd. Includes item 2)	
	0663062-8	-	1	-	BUCKET (3 yd. Includes items 2 thru 4)	
	0676366-8	-	-	1	BUCKET (3 yd. Includes items 2 thru 4)	
	0663080-0	-	1	-	BUCKET (3-1/2 yd. Includes items 2 thru 4)(Order BUCKET 0676367-6)	
	0676367-6	-	-	1	BUCKET (3-1/2 yd. Includes items 2 thru 4)	
	0663071-9	-	1	-	BUCKET (4 yd. Includes items 2 thru 4)(Order BUCKET 0676368-4)	
	0676368-4	-	-	1	BUCKET (4 yd. Includes items 2 thru 4)	

NOTE: 2-3/4 yard bucket is standard equipment

(Continued)

BUCKET (Continued)

ITEM	PART NO.	QUANTITY			DESCRIPTION	
		*	**	***		
2	0660066-2	1	-	-	△EDGE, cutting	
	0913811-6	28	-	-	RIVET, ctsk-hd., 1/2" x 2-3/8"	
	0665384-4	-	1	-	△EDGE, cutting	
	0676352-8	-	-	1	△EDGE, cutting	
3	0665347-1	-	1	-	△BIT, left end	
	0676355-1	-	-	1	△BIT, left end	
	0665348-9	-	1	-	△BIT, right end	
	0676356-9	-	-	1	△BIT, right end	
4	0666321-5	-	1	-	△EDGE, cutting, left side	} For 2-1/2 yd. bucket
	0666322-3	-	1	-	△EDGE, cutting, right side	
	0665373-7	-	1	-	△EDGE, cutting, left side	} For 2-3/4 yd. bucket
	0676915-2	-	-	1	△EDGE, cutting, left side	
	0665374-5	-	1	-	△EDGE, cutting, right side	
	0676916-0	-	-	1	△EDGE, cutting, right side	
	0663059-4	-	1	-	△EDGE, cutting, left side	} For 3 yd. bucket
	0676917-8	-	-	1	△EDGE, cutting, left side	
	0663060-2	-	1	-	△EDGE, cutting, right side	
	0676918-6	-	-	1	△EDGE, cutting, right side	
	0663077-6	-	1	-	△EDGE, cutting, left side	} For 3-1/2 yd. bucket
	0676919-4	-	-	1	△EDGE, cutting, left side	
	0663078-4	-	1	-	△EDGE, cutting, right side	
	0676920-2	-	-	1	△EDGE, cutting, right side	
	0663067-7	-	1	-	△EDGE, cutting, left side	} For 4 yd. bucket
	0677155-4	-	-	1	△EDGE, cutting, left side	
0663068-5	-	1	-	△EDGE, cutting, right side		
0677156-2	-	-	1	△EDGE, cutting, right side		
5	0665265-5	4	-	-	△BUSHING, adapting (1-3/8" long)	} Used to adapt late type buckets on older units. Also see item 18.
6	0665266-3	4	-	-	△BUSHING, adapting (2" long)	
7	0670711-1	4	-	-	△BUSHING, adapting (1-3/4" long)	} Used to recondition mounting pin holes on old-type buckets. Also see item 19.
8	0665265-5	4	-	-	△BUSHING, adapting (2" long)	
NOTE: Items listed below are special equipment.						
9	0647823-4	8	-	-	TOOTH ASSY., bucket (Includes items 10 thru 12)	
10	3020853-2	8	-	-	POINT, tooth shank	
	0626279-4	8	-	-	PIN, spring	
11	0647819-2	8	-	-	SHANK, tooth	

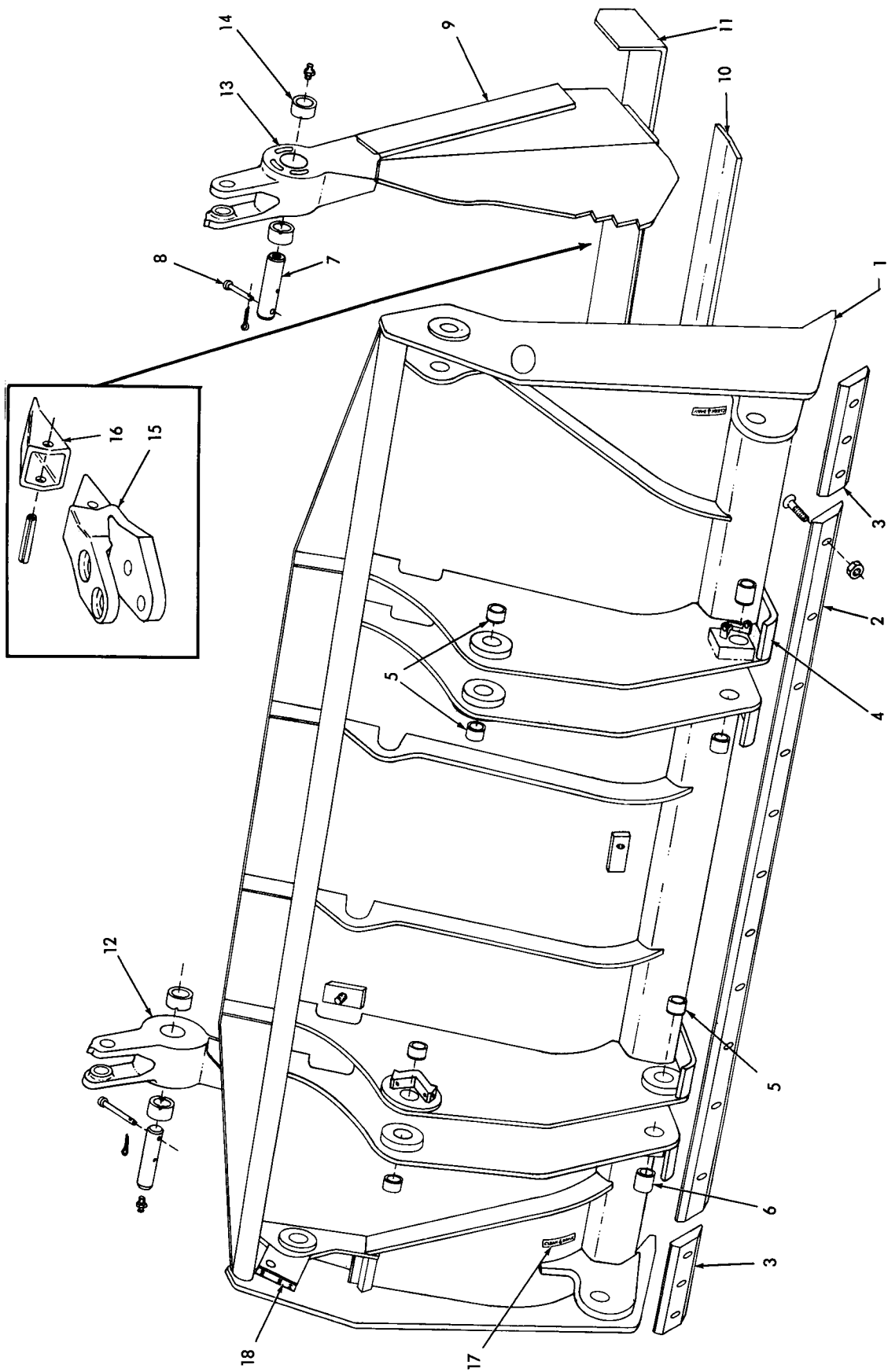
(Continued)

BUCKET (Continued)

ITEM	PART NO.	QUANTITY			DESCRIPTION	
		*	**	***		
12	0035541-2	16	-	-	CAPSCREW, tooth shank (5/8"NF x 3-3/4")	
	0072366-8	16	-	-	NUT, high, 5/8"NF	
13	0679282-4	7	7	7	TOOTH ASSY., bucket (Severe service)(Includes items 14 and 15)	} Each includes items 14 and 15
	0666982-4	8	-	-	TOOTH ASSY., bucket	
	0667643-1	-	7	7	TOOTH ASSY., bucket	
14	0666984-0	8	7	7	TOOTH, bucket	} SECOND TYPE. Effective with Loader #424
	0679206-3	7	7	7	TOOTH, bucket (Severe service)	
	0666983-2	8	7	7	PIN, flex	
15	-----	8	7	7	SHANK, tooth (Not serviced separately)	
16	0926298-1	16	-	-	CAPSCREW, tooth shank (7/8"NF x 4-1/4")	} Each includes items 14 and 15
	0926260-1	7	7	7	CAPSCREW, tooth shank (7/8"NF x 3-1/4")	
	0925590-2	7	7	7	CAPSCREW, tooth shank (7/8"NF x 4-1/8")	
	0070400-7	14	14	14	NUT, high, 7/8"NF (Two additional used with TOOTH ASSY. 0647823-4)	
17	0655522-1	1	-	-	PLATE, spill	}
	0071113-5	6	-	-	CAPSCREW, 5/8"NC x 2"	
	0904209-4	6	-	-	LOCKWASHER, 5/8"	
	0911029-7	6	-	-	NUT, 5/8"NC	
	0666238-1	-	1	1	PLATE, spill	
	0070792-7	-	6	6	CAPSCREW, 3/4"NC x 2-1/2"	
18	0669606-6	1	-	-	BUSHING KIT, bucket (Includes 4 BUSHING 0665265-5 (item 5) and 4 BUSHING 0665266-3 (item 6))	
	0670275-7	1	-	-	BUCKET REPAIR KIT (Includes items 7 and 8; also 2 each PINS 0654970-3 and 0654971-1)	

△ Requires welding to install

NOTE: See page 237 for special multi-purpose bucket



T-73826

MULTI-PURPOSE BUCKET

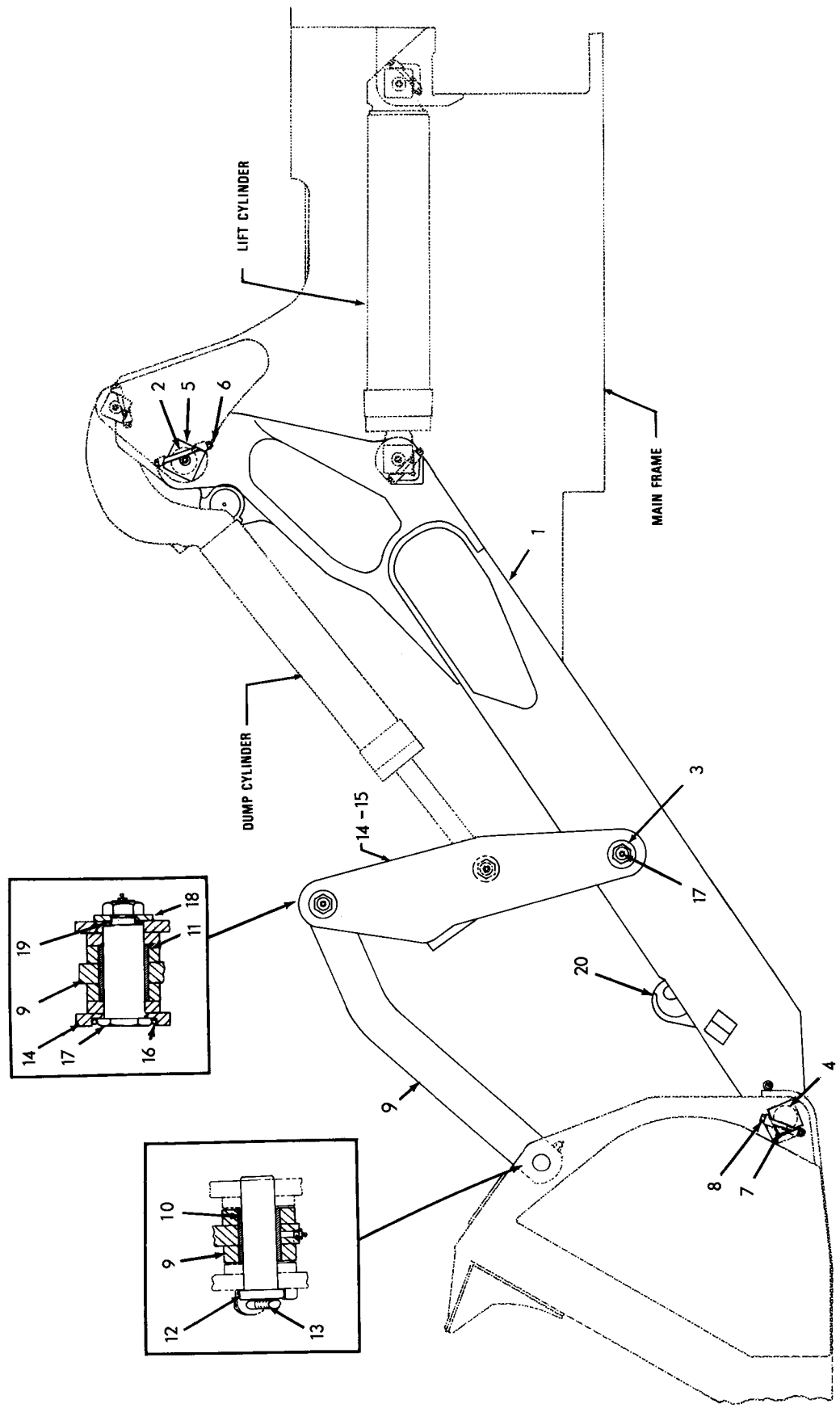
MULTI-PURPOSE BUCKET

USAGE: Special equipment

ITEM	PART NO.	QTY.	DESCRIPTION
1	663266	1	MOLDBOARD ASSY. (Includes items 2 thru 4)(Loaders prior to #567)(Order MOLDBOARD ASSY., 669763 and BUSHING KIT 671831)
	669763	1	MOLDBOARD ASSY. (Includes items 2 thru 4)(Loaders #567 and up)
2	663357	1	EDGE, moldboard cutting
	918281	12	BOLT, plow, 3/4" NC x 2-1/2"
	911030	12	NUT, 3/4" NC
3	663353	2	BIT, moldboard end
	918281	6	BOLT, plow, 3/4" NC x 2-1/2"
	911030	6	NUT, 3/4" NC
4	663273	4	*SHOE, moldboard skid
5	665265	6	*BUSHING, adapting (1-3/8" long)
6	665266	2	*BUSHING, adapting (2" long)
			} Used to adapt late type moldboards on older units, also see item 19
7	663356	2	PIN ASSY., clam pivot (Includes FITTING indented below)
	914465	2	FITTING, lubricating, straight, 1/8" NPT
8	663455	2	PIN, retaining, clam pivot pin
	900806	2	PIN, cotter, 1/8" x 1"
9	663267	1	CLAM ASSY. (Includes items 10 thru 16)
10	663276	1	*EDGE, clam cutting
11	663277	1	*EDGE, bucket cutting
12	663279	1	*HINGE, clam, left side
13	663280	1	*HINGE, clam, right side
14	663278	4	BUSHING, clam hinge
15	654171	11	*SHANK, bucket tooth
16	654172	11	TIP, bucket tooth
	918245	11	PIN, spring, 1/2" x 2-1/2"
17	654127	2	TRANSFER, "clean daily" (Applied to moldboard)
18	664647	1	TRANSFER, clam opening indication (Applied to rear of moldboard)
19	671831	1	BUSHING KIT, bucket (Includes 6 BUSHING 665265 (item 5) and 2 BUSHING 665266 (item 6))

*Requires welding to install

BUCKET LINKAGE



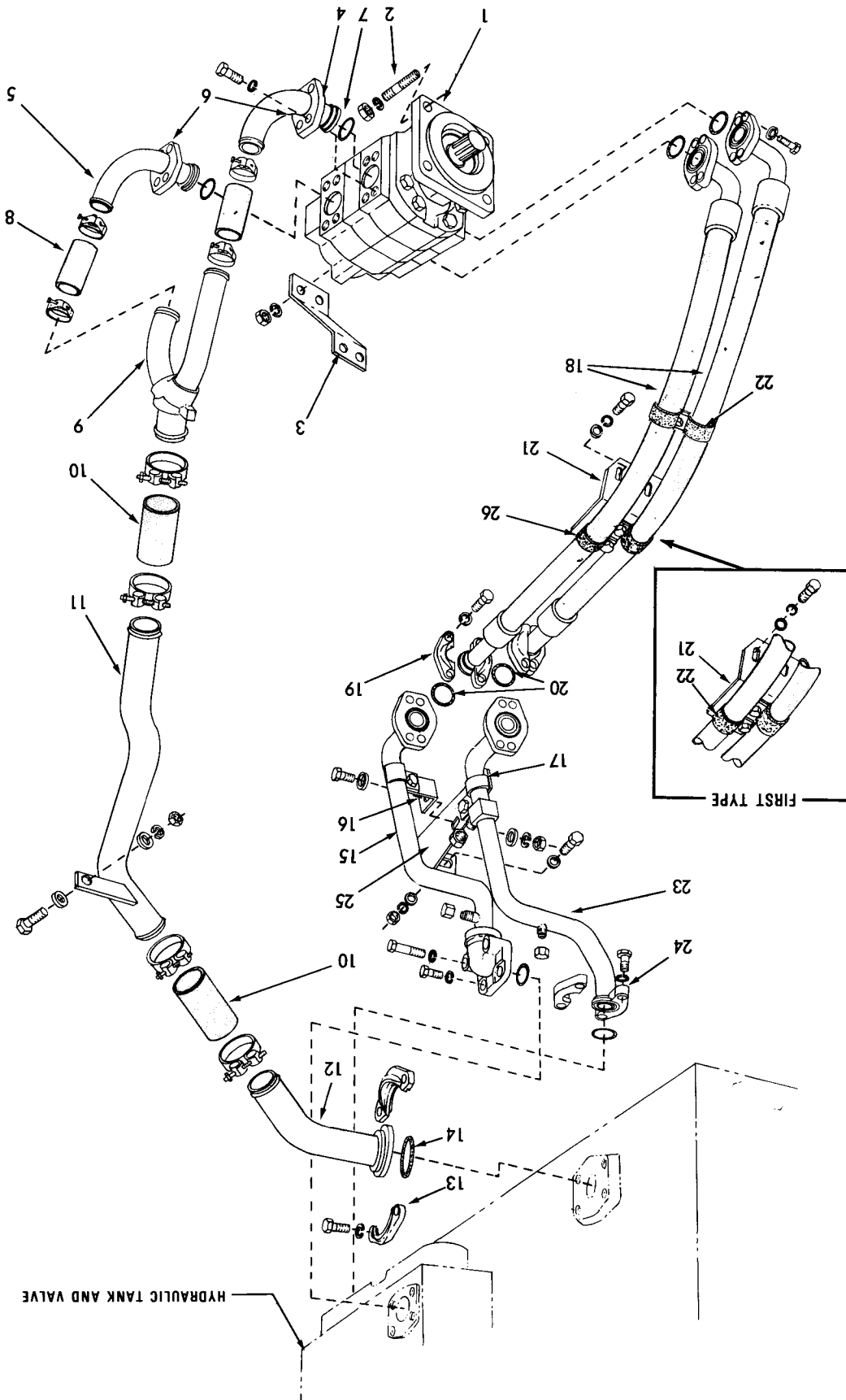
BUCKET LINKAGE

* Loaders prior to serial No. 567

** Loaders serial No. 567 thru 1000; also 43C01001 and up

ITEM	PART NO.	QTY.	DESCRIPTION	
		* **		
1	655034	1 -	BOOM ASSY. (Order BOOM ASSY. 664885 and 2 BUSHING 665398)	} Includes items 2 thru 4
	664885	- 1	BOOM ASSY.	
	914465	- 2	FITTING, lubricating, 1/8"NPT	
2	655033	2 2	BUSHING, upper	
3	654994	2 2	BUSHING, intermediate	
4	647807	2 -	BUSHING, lower (2-1/8" I. D. x 2-5/8" O. D.)(Original equipment)	
	665398	2 -	BUSHING, lower (2-1/8" I. D. x 3-1/4" O. D.)(Use in place of BUSHING 665400 when adapting BOOM ASSY. 664885 to older units)	
	665400	- 2	BUSHING, lower (2-1/2" I. D.)	
5	667298	2 2	PIN, boom pivot, rear	
	912497	2 2	FITTING, lubricating, 1/4" NPT	
6	925196	2 2	CAPSCREW, retaining, rear boom pivot pin (5/8" NC x 7")	
	914501	2 2	NUT, elastic stop, 5/8" NC	
7	654970	2 -	PIN, boom, front (2-1/8" diam.)	
	912497	2 -	FITTING, lubricating, 1/4" NPT	
	669181	- 2	PIN, boom, front (2-1/2" diam.)	
8	3011625	2 -	PIN, retaining, front boom pin	
	900810	2 -	PIN, cotter, 3/16" x 1-1/4"	
	917599	- 2	CAPSCREW, retaining, front boom pin (1/2" NC x 5-1/4")	
	915972	- 2	NUT, elastic stop, 1/2" NC	
9	654972	2 -	LINK ASSY., dump (Includes items 10 and 11)	
	665415	- 2	LINK ASSY., dump (Includes items 10 and 11)	
	912497	- 2	FITTING, lubricating, 1/4" NPT	
10	654992	2 -	BUSHING, dump link, front (2-1/8" I. D. x 2-5/8" O. D.)(Original equipment)	
	665399	2 -	BUSHING, dump link, front (2-1/8" I. D. x 3-1/4" O. D.)(Use in place of BUSHING 665401 when adapting LINK ASSY. 665415 to older units)	
	665401	- 2	BUSHING, dump link, front (2-1/2" I. D.)	
11	654994	2 2	BUSHING, dump link, rear	
12	654971	2 -	PIN, dump link, front (2-1/8" diam.)	
	912497	2 -	FITTING, lubricating, 1/4" NPT	
	665334	- 2	PIN, dump link, front (2-1/2" diam.)	
13	917599	2 2	CAPSCREW, pin retaining (1/2"NC x 5-1/4")	
	915972	2 2	NUT, elastic stop, 1/2" NC	
14	654973	1 1	LINK, cross, left (Includes item 16)	
15	654974	1 1	LINK, cross, right (Includes item 16)	
16	3014553	6 6	RING, pin locking (Requires welding to install)	
17	657382	4 4	PIN, dump and cross link pivot	
	914465	4 4	FITTING, lubricating, 1/8" NPT	
18	3001559	4 4	WASHER, plain	
	917835	4 4	NUT, elastic stop, 1-1/2" NF	
19	3021340	14 14	WASHER, shimming (.036" thick)	} Use as required
	3018616	6 6	WASHER, shimming (.060" thick)	
20	050543	1 1	HOOK, front pull (Special equipment. Requires welding to install)	

BUCKET HYDRAULIC PUMP AND LINES



HYDRAULIC TANK AND VALVE

FIRST TYPE

BUCKET HYDRAULIC PUMP AND LINES

ITEM	PART NO.	QTY.	DESCRIPTION
1	-----	1	PUMP ASSY. (See page 243)
	0904209-4	2	LOCKWASHER, 5/8"
	0912942-0	2	NUT, 5/8"NC
2	0669612-4	4	STUD, attaching
	0912441-3	4	LOCKWASHER, 1/2"
	0911028-9	4	NUT, 1/2"NC
3	0669636-3	1	STRAP, pump supporting
4	0668470-8	1	TUBE, suction line, lower (front)
5	0669642-1	1	TUBE, suction line, lower (rear)
6	0669659-5	2	FLANGE, tube attaching, lower
	0920584-0	8	CAPSCREW, 1/2"NC x 1-5/8"
	0912441-3	8	LOCKWASHER, 1/2"
7	0924193-6	4	O-RING, tube sealing (2-1/8" O.D.)(Standard)
	0925936-7	4	*O-RING, tube sealing (2-1/8" O.D.)(Optional)
8	0668483-1	2	HOSE, suction line, lower (Standard)
	0668484-9	2	*HOSE, suction line, lower (Optional)
	0925280-0	4	CLAMP, hose, 2-1/4" to 2-9/16" diam.
9	0668495-5	1	TUBE, suction line, lower intermediate
10	0665278-8	2	HOSE, suction line, intermediate and upper (Standard)
	0667932-8	2	*HOSE, suction line, intermediate and upper (Optional)
	0925807-0	4	CLAMP, hose, 3" to 3-5/16" diam.
11	0665225-9	1	TUBE, suction line, upper intermediate
	0916313-0	1	CAPSCREW, 1/2"NC x 1-3/4"
	0064531-7	2	WASHER, plain
	0904208-6	1	LOCKWASHER, 1/2"
	0911028-9	1	NUT, 1/2"NC
12	0665226-7	1	TUBE, suction line, upper
13	0921599-7	2	FLANGE, tube attaching, suction line (half only)
	0920584-0	4	CAPSCREW, 1/2"NC x 1-5/8"
	0912441-3	4	LOCKWASHER, 1/2"
14	0924686-9	1	O-RING, tube sealing (3" O.D.)(Standard)
	0926537-2	1	*O-RING, tube sealing (3" O.D.)(Optional)
15	0668515-0	1	TUBE, pressure line, pump to valve side
	0921467-7	1	CAP, flare fitting, 1/4" tube (pressure check)
	0920584-0	2	CAPSCREW, 1/2"NC x 1-5/8"
	0921598-9	2	CAPSCREW, 1/2"NC x 3"
	0912441-3	4	LOCKWASHER, 1/2"
16	0669669-4	1	BRACKET, tube supporting
	0920584-0	1	CAPSCREW, 1/2"NC x 1-5/8"
	0677008-5	2	WASHER, plain
	0911028-9	1	NUT, 1/2"NC
17	0669641-3	2	CLAMP, tube supporting
	0920582-4	2	CAPSCREW, 1/2"NC x 1-1/4"
	0677008-5	2	WASHER, plain
	0911028-9	2	NUT, 1/2"NC

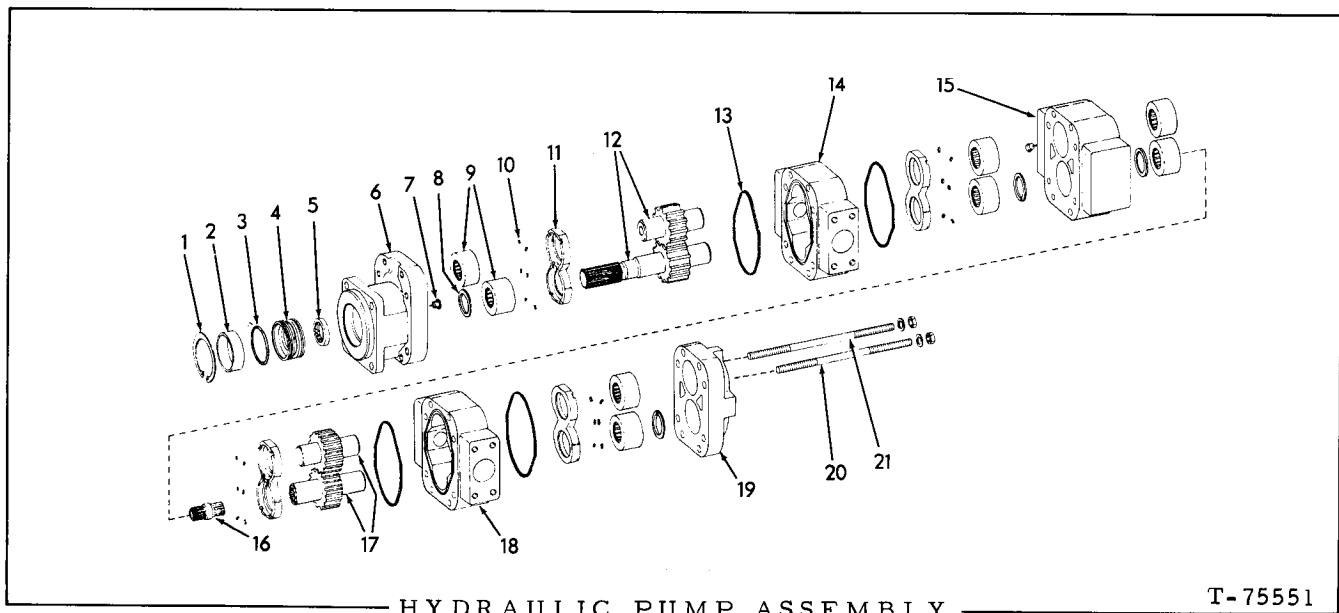
*Optional. Used on units with phosphate - ester hydraulic fluid.

(Continued)

BUCKET HYDRAULIC PUMP AND LINES (Continued)

ITEM	PART NO.	QTY.	DESCRIPTION
18	0668511-9	2	HOSE, pressure line (Standard)
	0669702-3	2	HOSE, pressure line (Optional)
19	0921117-8	8	FLANGE, tube attaching, pressure line (half only)
	0925193-5	16	CAPSCREW, 7/16"NC x 1-1/4"
	0914678-8	16	LOCKWASHER, 7/16"
20	0924192-8	4	O-RING, tube sealing (1-3/4" O.D.)(Standard)
	0926534-9	4	*O-RING, tube sealing (1-3/4" O.D.)(Optional)
21	0668513-5	1	ANGLE, hose supporting
	0928342-5	2	CAPSCREW, 1/2"NC x 1-7/8"
	0677008-5	2	WASHER, plain
22	0668512-7	2	CLIP, hose supporting, 1/2"NC x 1-1/4"
	0927172-7	1	CAPSCREW, 1/2"NC x 1-1/4"
	0677008-5	1	WASHER, plain
	0911026-3	1	NUT, 3/8"NC
			1 additional used prior to 43C01001
23	0668514-3	1	TUBE, pressure line, pump to valve bottom
	0921467-7	1	CAP, flare fitting, 1/4" tube (pressure check)
	0921244-0	1	CAP, flare fitting, 3/4" tube (flare check)
24	0921118-6	2	FLANGE, tube attaching, pressure line (half only)
	0920584-0	4	CAPSCREW, 1/2"NC x 1-5/8"
	0912441-3	4	LOCKWASHER, 1/2"
25	0669664-5	1	BRACKET, tube supporting
	0928342-5	1	CAPSCREW, 1/2"NC x 1-7/8"
	0677008-5	2	WASHER, plain
	0911028-9	1	NUT, 1/2"NC
26	0927513-2	2	CLIP, hose supporting
	0921076-6	2	CAPSCREW, 3/8"NC x 1-1/4"
	0677008-5	2	WASHER, plain
	0911026-3	2	NUT, 3/8"NC
			Unit #43C01001 and up

*Optional. Used on units with phosphate-ester hydraulic fluid.

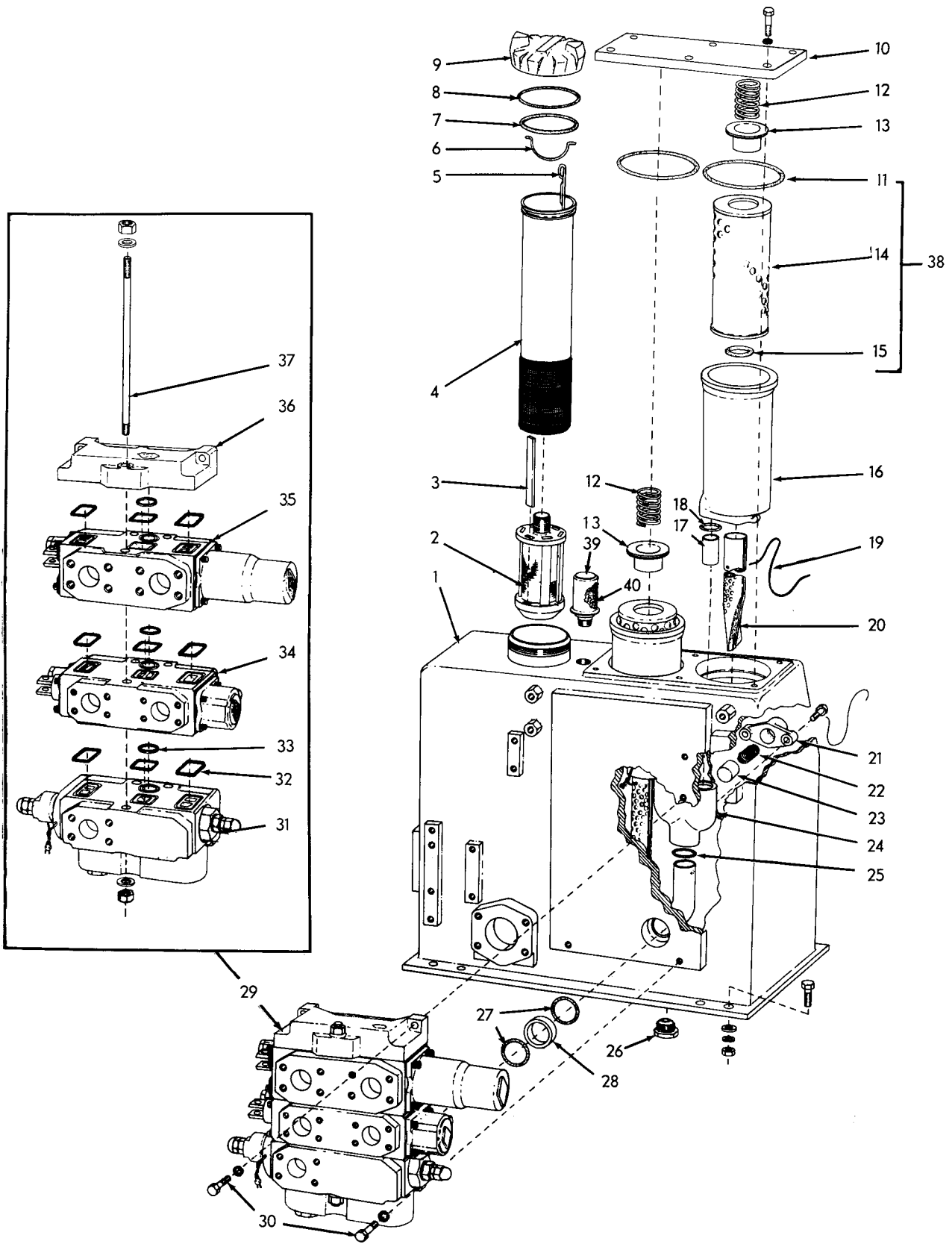


T-75551

HYDRAULIC PUMP ASSEMBLY

USAGE: See page 241

ITEM	PART NO.	QTY.	DESCRIPTION
-	0668413-8	1	PUMP ASSY., (Standard)(Includes items 1 thru 20)
	0669695-9	1	PUMP ASSY., (Optional)(Includes item 1 thru 20)(Used with phosphate-ester hydraulic fluid)
1	0669625-6	1	RING, snap
2	0668520-0	1	SPACER, retaining
3	0666157-3	1	O-RING, retainer
4	0668521-8	1	RETAINER, seal
5	0669624-9	1	SEAL, oil (Standard)
	0669692-6	1	SEAL, oil (For optional pump)
6	0668522-6	1	COVER, drive end
7	0669623-1	1	PLUG
8	0669620-7	4	SEAL, drive shaft
9	0669621-5	8	BEARING, roller
10	0669618-1	24	SEAL, thrust plate (Standard)
	0669693-4	24	SEAL, thrust plate (For optional pump)
11	0669619-9	4	PLATE, thrust
12	0669630-6	1	GEAR KIT, front (Consists of 2 matched gears. Includes shafts)
13	0669617-3	4	SEAL, housing (Standard)
	0926844-2	4	O-RING, housing (For optional pump)
14	0669631-4	2	HOUSING, pump
15	0668519-2	1	CARRIER, center bearings
	0907859-3	1	PLUG, pipe, hex-socket, 1/4"NPT
16	0669616-5	1	SHAFT, coupling
17	0669629-8	1	GEAR KIT, rear (Consists of 2 matched gears. Includes shafts)
18	0669622-3	1	COVER, rear end
19	0664019-7	6	STUD (11" long)
	0659494-9	6	WASHER, plain
	0668231-4	6	NUT, 5/8"NC
20	0668517-6	2	STUD (12-1/4" long)
	0659494-9	2	WASHER, plain
	0668231-4	2	NUT, 5/8"NC



HYDRAULIC TANK AND CONTROL VALVE

T-72985

HYDRAULIC TANK AND CONTROL VALVE

* Loaders prior to #538 including 555-557 but excluding 515-516-517-528-535
 ** Loaders #538 thru 1000; also 43C01001 and up excluding 555-557 but including
 515-516-517-528-535
 *** Optional. Units with phosphate-ester hydraulic fluid

ITEM	PART NO.	QUANTITY			DESCRIPTION
		*	**	***	
1	0655079-2	1	-	-	TANK, hydraulic
	0667195-2	-	1	1	TANK, hydraulic
	0035236-9	8	8	8	CAPSCREW, 1/2"NC x 1-3/4"
	0064531-7	8	8	8	WASHER, plain
	0904208-5	8	8	8	LOCKWASHER, 1/2"
	0911028-9	8	8	8	NUT, 1/2"NC
2	-----	1	-	-	STRAINER, oil suction line (Order STRAINER ASSY. 0669335-2)
	0669335-2	-	1	1	STRAINER ASSY., oil suction line
3	0655081-8	6	6	6	MAGNET, suction line strainer
4	0660033-2	1	-	-	TUBE, oil filler (Loaders prior to #512)
	0668843-6	1	1	1	TUBE, oil filler (Effective with loader #512)
5	0655083-4	1	-	-	DIPSTICK, oil level (Loaders prior to #512)
	0668846-9	1	1	1	DIPSTICK, oil level (Effective with loader #512)
6	0660030-8	1	1	1	BAIL, oil filler tube
7	0923831-2	1	1	-	O-RING, oil filler tube
	0926289-0	-	-	1	O-RING, oil filler tube
8	0923950-0	1	1	-	O-RING, oil filler cap
	0926290-8	-	-	1	O-RING, oil filler cap
9	0656604-6	1	1	1	CAP, oil filler
10	0655084-2	1	1	1	COVER, filters
	0914847-9	6	6	6	CAPSCREW, 3/8"NC x 1-1/2"
	0904206-0	6	6	6	LOCKWASHER, 3/8"
11	0924691-9	2	2	-	O-RING, oil filter cover
	0925986-2	-	-	2	O-RING, oil filter cover
12	0665886-8	2	2	2	SPRING, filter element
13	0665879-3	2	2	2	CAP ASSY., filter element (Includes gasket)
14	-----	2	2	2	ELEMENT, oil filter (Order item 38)
15	0647130-4	2	-	-	GASKET oil filter element (Loaders prior to #496)
	0923664-7	2	2	-	O-RING, oil filter element (Effective with loader #496)
	0925919-3	-	-	2	O-RING, oil filter element

} Effective
with loader
#496

(Continued)

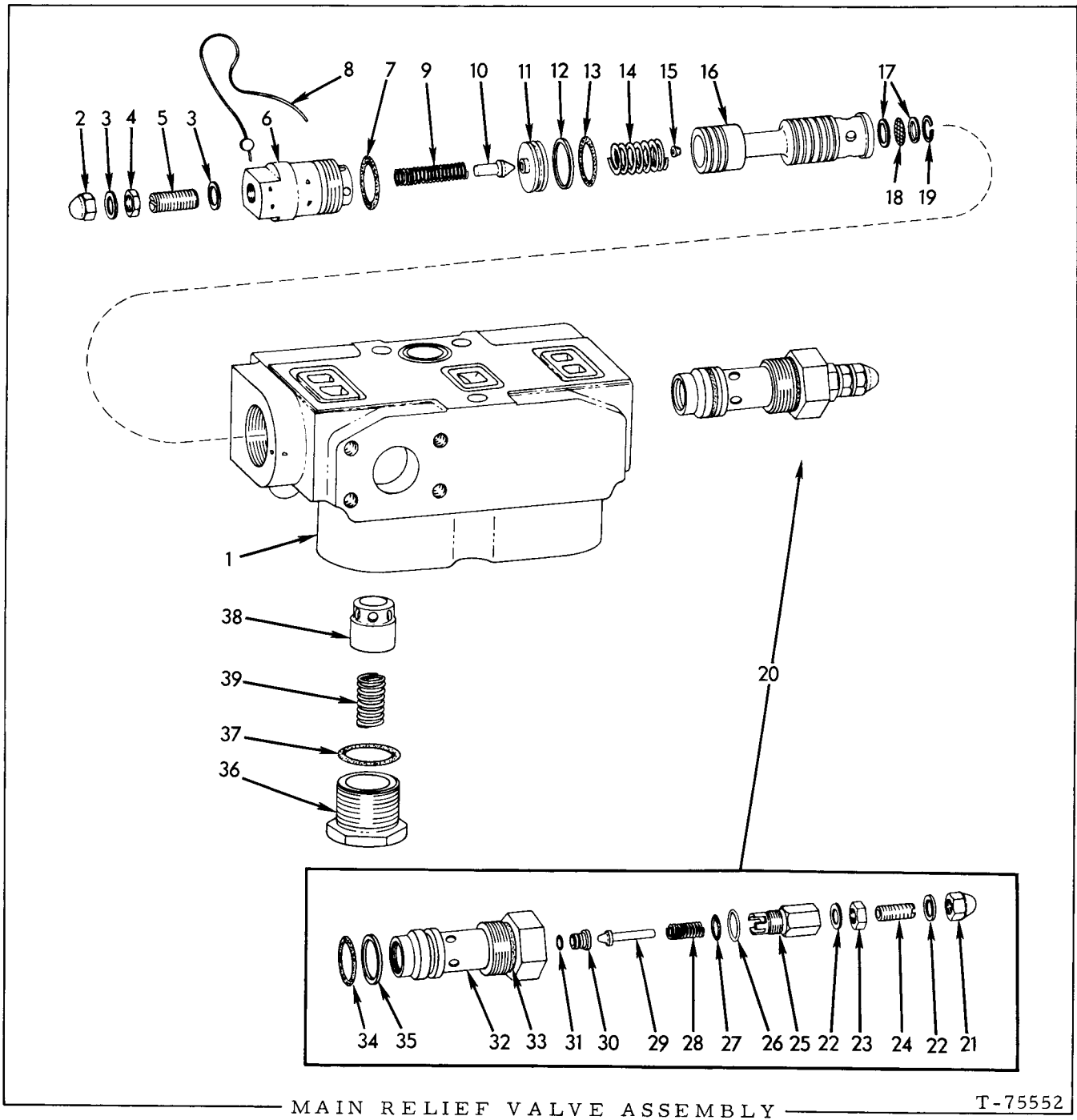
HYDRAULIC TANK AND CONTROL VALVE (Continued)

ITEM	PART NO.	QUANTITY			DESCRIPTION	
		*	**	***		
16	0660769-1	2	2	2	HOUSING	oil filter
17	0667745-4	2	-	-	TUBE, connecting, adapter to filter	(steel)
	0667725-6	-	2	2	TUBE, connecting, adapter to filter	(aluminum)
18	0923948-4	4	2	-	O-RING, filter housing and return line adapter	
	0926286-6	-	-	2	O-RING, filter housing and return line adapter	
19	0023633-1	2	2	2	WIRE, retaining, oil discharge tube	
20	0665841-3	2	2	2	TUBE, oil discharge	
21	0647122-1	1	1	1	CAP, oil by-pass valve	
	0033182-7	2	2	2	CAPSCREW, drilled-hd., 3/8"NC x 1-1/2"	
	0023633-1	1	1	1	WIRE, locking, 1/16" x 12"	
22	0647108-0	1	1	1	SPRING, oil by-pass valve	
23	0647151-0	1	1	1	VALVE, oil by-pass	
24	0667727-2	1	1	1	ADAPTER ASSY., oil return line	(Includes item 17)
25	0923850-2	1	1	-	O-RING, return line adapter	
	0926287-4	-	-	1	O-RING, return line adapter	
26	0924692-7	1	1	1	PLUG, tank drain	
27	0925271-9	2	2	-	O-RING, tank to valve	
	0926288-2	-	-	2	O-RING, tank to valve	
28	0655088-3	1	1	1	TUBE, o-ring spacing	
29	0668412-0	1	1	-	VALVE ASSY., control (Loaders prior to unit #1000)	} Consists of items 31 thru 37
	0671983-5	-	1	-	VALVE ASSY., control (Loaders unit #1001 and up)	
	0669696-7	-	-	1	VALVE ASSY., control	
30	0922526-9	3	3	3	CAPSCREW, 1/2"NC x 2-1/2"	
	0912441-3	3	3	3	LOCKWASHER, 1/2"	
<p>NOTE: Special valves required for operation of front or rear auxiliary equipment are listed elsewhere in this publication.</p>						
31	0668414-6	1	1	-	VALVE ASSY., main relief and pump unloading	} See page 248 for parts
	0669697-5	-	-	1	VALVE ASSY., main relief and pump unloading	
32	0659497-2	9	9	-	RING, valve sealing (2-1/2"O. D.)	
	0925938-3	-	-	9	RING, valve sealing (2-1/2"O. D.)	

(Continued)

HYDRAULIC TANK AND CONTROL VALVE (Continued)

ITEM	PART NO.	QUANTITY			DESCRIPTION	
		*	**	***		
33	0659496-4	3	3	-	RING, valve sealing (1-7/16"O.D.)	
	0925937-5	-	-	3	RING, valve sealing (1-7/16"O.D.)	
34	0660830-1	1	-	-	VALVE ASSY., dump control	} See page 250 for parts
	0667085-5	-	1	-	VALVE ASSY., dump control	
	0667358-6	-	-	1	VALVE ASSY., dump control	
35	0658429-6	1	1	-	VALVE ASSY., lift control (Loaders prior to #1000)	} See Page 252
	0671984-3	-	1	-	VALVE ASSY., lift control (Loader units #1001 and up)	
	0665694-6	-	-	1	VALVE ASSY., lift control	
36	0666134-2	1	1	1	COVER, valve	
37	0667089-7	3	3	3	STUD, valve	
	0659494-9	6	6	6	WASHER, plain	
	0668231-4	6	6	6	NUT, 5/8"NC	
38	0658068-2	1	-	-	ELEMENT KIT, filter (Loaders prior to #496)	} Includes parts for both filters; items 11, 14, 15
	0665859-5	1	1	-	ELEMENT KIT, filter (Effective with loader #496)	
	0667167-1	-	-	1	ELEMENT KIT, filter	
39	0668807-1	1	1	1	VALVE ASSY., pressure relief (Includes item 40 and items indented below)(Effective with loader #512)	
	0196132-5	1	1	1	SEAL, poppet	} Not illustrated
	0196131-7	1	1	1	SEAL, sleeve	
	0196130-9	2	2	2	RING, locking	
40	0668921-0	1	1	1	FILTER, relief valve	



USAGE: See page 245

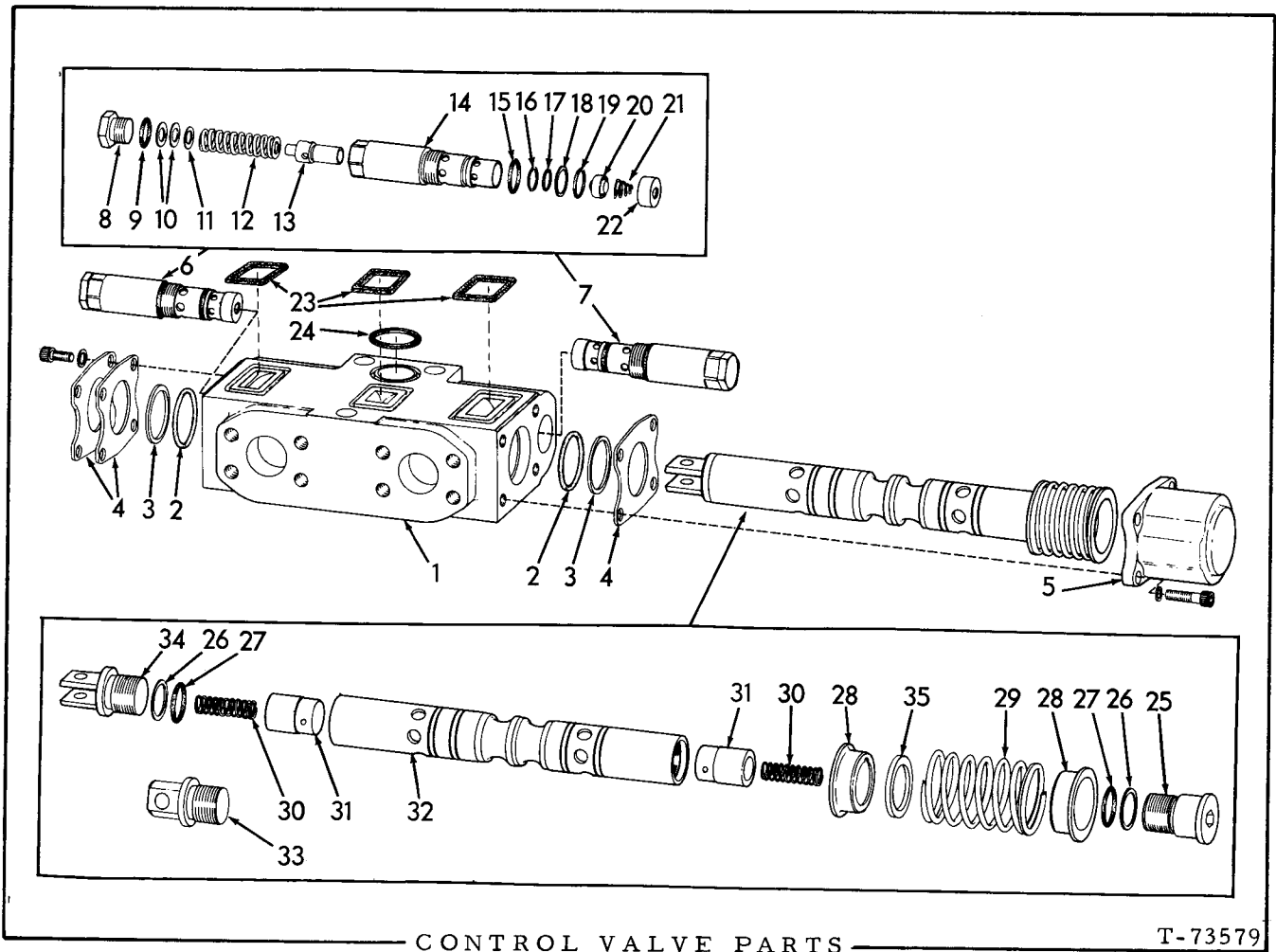
* 0668414-6 VALVE ASSEMBLY (Standard)
 ** 0669697-5 VALVE ASSEMBLY (Optional)

ITEM	PART NO.	QTY.		DESCRIPTION
		*	**	
1	-----	1	1	HOUSING (Not serviced separately)
2	0913463-6	1	1	NUT, cap, valve adjustment screw
3	0668532-5	2	2	GASKET, adjusting screw nut
4	0913177-2	1	1	NUT, jam, 1/2"NF
5	0926354-2	1	1	SCREW, unloading valve adjustment

(Continued)

MAIN RELIEF VALVE ASSEMBLY (Continued)

ITEM	PART NO.	QTY. * **	DESCRIPTION
6	0668533-3	1 1	RETAINER, spring
7	{ 0924270-2	1 -	O-RING, retainer (1-5/8" O.D.)
	{ 0925934-2	- 1	O-RING, retainer (1-5/8" O.D.)
8	0668544-0	1 1	LOCKWIRE, retainer
9	0666177-1	1 1	SPRING, poppet valve
10	0666176-3	1 1	VALVE, poppet
11	0668536-6	1 1	SEAT, spring, spool return
12	0668543-2	1 1	RING, back-up
13	{ 0926693-3	1 -	O RING, spring seat (1-1/2" O.D.)
	{ 0926843-4	- 1	O-RING, spring seat (1-1/2" O.D.)
14	0668534-1	1 1	SPRING, spool return
15	0666180-5	1 1	PLUG, orifice, valve spool
16	-----	1 1	SPOOL, unloading valve (Not serviced separately)
17	0668537-4	2 2	SPACER, valve spool
18	{ 0668539-0	1 1	SCREEN, valve spool (30 mesh)
	{ 0669699-1	- 1	SCREEN, valve spool (100 mesh)
19	0668530-9	1 1	RING, snap, washer
20	{ 0669198-4	1 -	VALVE ASSY., relief (Consists of items 21 thru 35)
	{ 0669701-5	- 1	VALVE ASSY., relief (Consists of items 21 thru 35)
21	0916559-8	1 1	NUT, cap, valve adjustment screw
22	0668552-3	2 2	GASKET, adjustment screw nut
23	0910329-2	1 1	NUT, jam, 3/8"NF
24	0668550-7	1 1	SCREW, relief valve adjustment
25	0668551-5	1 1	RETAINER, spring
26	0668548-1	1 1	GASKET, retainer o-ring
27	{ 0923846-0	1 -	O-RING, retainer
	{ 0926842-6	- 1	O-RING, retainer
28	0668555-6	1 1	SPRING, poppet valve
29	0669188-5	1 1	VALVE, poppet
30	0669189-3	1 1	SEAT, poppet valve
31	{ 0926356-7	1 -	O-RING, valve seat
	{ 0926841-8	- 1	O-RING, valve seat
32	-----	1 1	CARTRIDGE ASSY. (Not serviced separately)
33	{ 0924270-2	1 -	O-RING, cartridge sealing (1-5/8" O.D.)
	{ 0925934-2	- 1	O-RING, cartridge sealing (1-5/8" O.D.)
34	{ 0924696-8	1 -	O-RING, cartridge (1-1/2" O.D.)
	{ 0925933-4	- 1	O-RING, cartridge (1-1/2" O.D.)
35	0658245-6	1 1	RING, back-up, cartridge o-ring
36	0668531-7	1 1	CAP, check valve
37	{ 0924112-6	1 -	O-RING, cap (1-7/8" O.D.)
	{ 0925935-9	- 1	O-RING, cap (1-7/8" O.D.)
38	0668538-2	1 1	VALVE, check
39	0668535-8	1 1	SPRING, check valve



CONTROL VALVE PARTS

T-73579

- * 0660830-1 VALVE ASSY., dump control
- * 0667085-5 VALVE ASSY., dump control
- ** 0655713-6 VALVE ASSY., auxiliary control (See page 289)
- *** 0655655-9 VALVE ASSY., ripper control (See page 298)
- △ 0667358-6 VALVE ASSY., dump control (Optional)(See page 245)

ITEM	PART NO.	QUANTITY			DESCRIPTION
		*	**	***	
1	-----	1	1	1	HOUSING. (Not serviced separately)
2	0923576-3	2	2	-	O-RING, operating plunger
	0676692-7	-	-	2	O-RING, operating plunger
	0925935-9	-	-	2	O-RING, operating plunger
3	0658284-5	2	2	2	RING, back-up plunger o-ring
4	0658286-0	3	3	3	RETAINER
	0925192-7	4	4	4	CAPSCREW, socket-hd., 5/16"NC x 5/8"
	0904205-2	4	4	4	LOCKWASHER, 5/16"
5	0658282-9	1	1	1	CAP, spring closure
	0926269-2	4	4	4	CAPSCREW, socket-hd., 5/16"NC x 1-1/4"
	0904205-2	4	4	4	LOCKWASHER, 5/16"
6	0665104-6	1	-	-	VALVE ASSY., relief, front end (3000 lb.)
	0658466-8	-	1	1	VALVE ASSY., relief, front end (2300 lb.)
	0665714-2	-	-	-	VALVE ASSY., relief, front end (3000 lb.)
7	0658466-8	1	1	1	VALVE ASSY., relief, rear end (2300 lb.)
	0665696-1	-	-	-	VALVE ASSY., relief, rear end (2300 lb.)

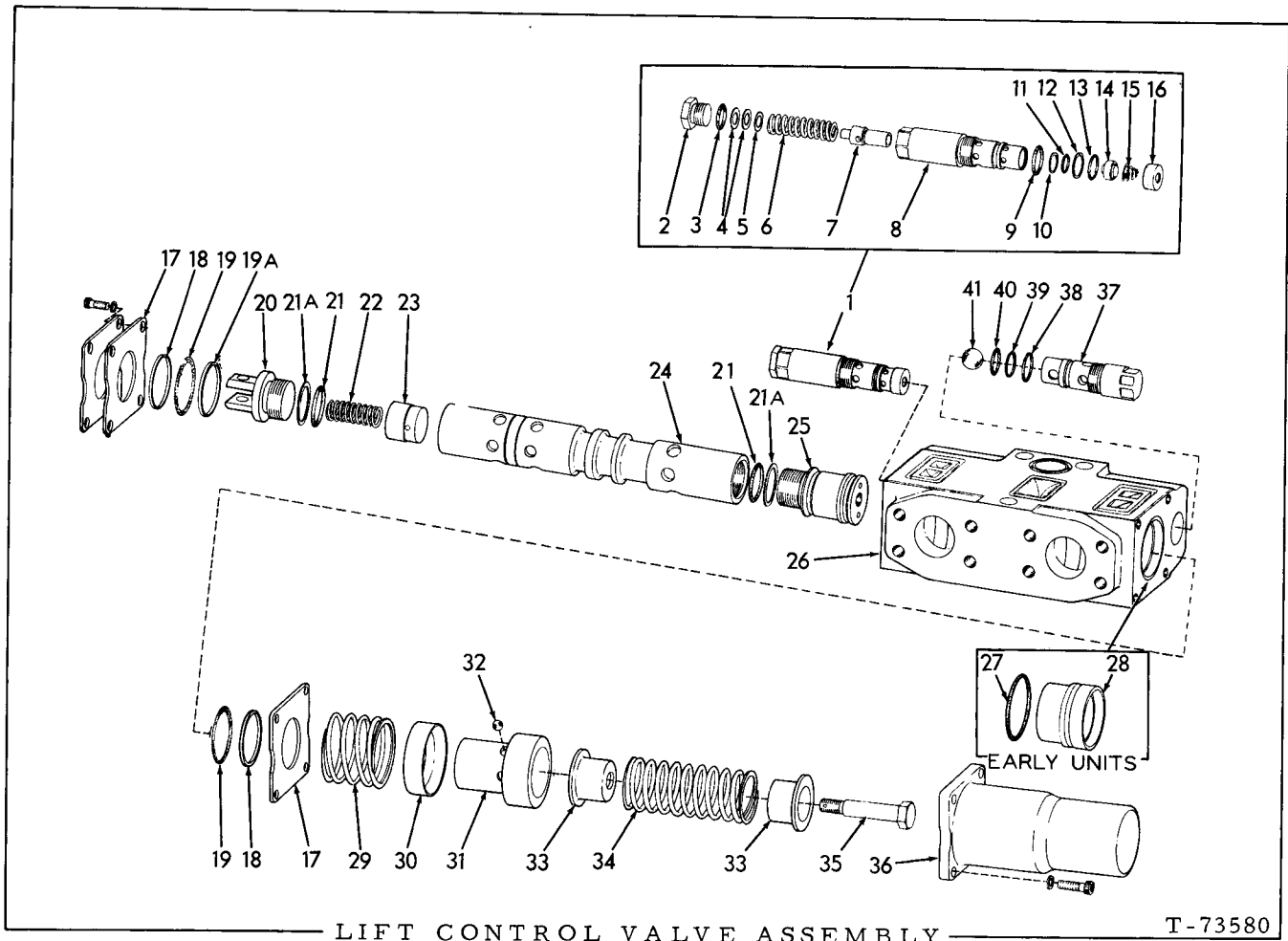
Each consists of items 8 thru 22

(Continued)

CONTROL VALVE PARTS (Continued)

ITEM	PART NO.	QUANTITY				DESCRIPTION
		*	**	***	△	
8	0658363-7	2	2	2	2	CAP, relief valve
9	{ 0923379-2	2	2	2	-	O-RING, relief valve cap (1" O.D.)
	{ 0925929-2	-	-	-	2	O-RING, relief valve cap (1" O.D.)
10	{ 0658360-3	1	1	1	1	WASHER, spring adjusting (1/64" thick)
	{ 0911992-6	1	1	1	1	WASHER, spring adjusting (1/16" thick)
11	0660792-3	1	1	1	1	SHIM, spring adjusting (.005" thick)
12	0659555-7	2	2	2	2	SPRING, relief valve
13	0658364-5	2	2	2	2	SEAT, relief valve spring
14	-----	2	2	2	2	CARTRIDGE, (Not serviced separately)
15	{ 0924775-0	2	2	2	-	O-RING, cartridge, outer (1-1/8" O.D.)
	{ 0925931-8	-	-	-	2	O-RING, cartridge, outer (1-1/8" O.D.)
16	0660793-1	2	2	2	1	RING, back-up
17	{ 0925081-2	2	2	2	-	O-RING, cartridge, inner (3/4" O.D.)
	{ 0925928-4	-	-	-	2	O-RING, cartridge, inner (3/4" O.D.)
18	0665250-7	2	2	2	2	RING, back-up
19	{ 0924854-3	2	2	2	-	O-RING, cartridge, outer (1" O.D.)
	{ 0925930-0	-	-	-	2	O-RING, cartridge, outer (1" O.D.)
20	0658365-2	2	2	2	2	BALL ASSY., relief valve (Serviced only as a unit)
21	0658361-1	2	2	2	2	SPRING (conical)
22	0665174-9	2	2	2	2	CAP, spring retaining
23	0659497-2	-	3	3	-	RING, valve sealing
24	0659496-4	-	1	1	-	RING, valve sealing
25	0658279-5	1	1	1	1	BOLT, plunger return
26	0660780-8	2	2	2	2	RING, back-up
27	{ 0925069-7	2	2	2	-	O-RING, clevis and plunger return bolt
	{ 0925932-6	-	-	-	2	O-RING, clevis and plunger return bolt
28	0658280-3	2	2	2	2	GUIDE, spring
29	0659506-0	1	1	1	1	SPRING, plunger return
30	0659504-5	2	2	2	2	SPRING, check valve
31	{ 0660829-3	2	-	-	-	VALVE, check (1-9/16" long)(For VALVE ASSY.0660830-1)
	{ 0658278-7	2	-	-	-	VALVE, check (1-1/8" long)(For VALVE ASSY.0667085-5)
	{ 0658278-7	-	2	2	2	VALVE, check
32	-----	1	1	1	1	PLUNGER, operating (Not serviced separately)
33	0658281-1	-	-	1	-	CLEVIS, operating plunger
34	0658347-0	1	1	-	1	CLEVIS, operating plunger
35	0667086-3	1	-	-	1	SPACER (Not for VALVE ASSY. 0660830-1)

} Use as required



LIFT CONTROL VALVE ASSEMBLY

T-73580

USAGE: See page 245

- * { 0658429-6 VALVE ASSEMBLY (Early units) } Standard
- { 0671984-2 VALVE ASSEMBLY (Late units) }
- ** 0665694-6 VALVE ASSEMBLY (Optional)

ITEM	PART NO.	QTY.	DESCRIPTION
		* **	
1	0658466-8	1 -	VALVE ASSY., relief (2300 lb. for VALVE ASSY. 0658429-6) (Consists of items 2 thru 16)
	0671986-8	1 -	VALVE ASSY., relief (2600 lb. for VALVE ASSY. 0671984-2) (Consists of items 2 thru 16)
	0665696-1	- 1	VALVE ASSY., relief (Consists of items 2 thru 16)
2	0658363-7	1 1	CAP, relief valve
3	0923379-2	1 -	O-RING, relief valve cap (1" O.D.)
	0925929-0	- 1	O-RING, relief valve cap (1" O.D.)
4	0658360-3	1 1	WASHER, pressure adjustment (1/64" thick)
	0911992-6	1 1	WASHER, pressure adjustment (1/16" thick)
	0660792-3	1 1	SHIM, pressure adjustment (.005" thick)
5	0659555-7	1 1	SPRING, relief valve
6	0658364-5	1 1	SEAT, relief valve spring
7	-----	1 1	CARTRIDGE (Not serviced. Order item 1)
8	0924775-0	1 -	O-RING, cartridge, outer (1-1/8" O.D.)
	0925931-8	- 1	O-RING, cartridge, outer (1-1/8" O.D.)
9	0660793-1	1 1	RING, back-up
10	0660793-1	1 1	RING, back-up

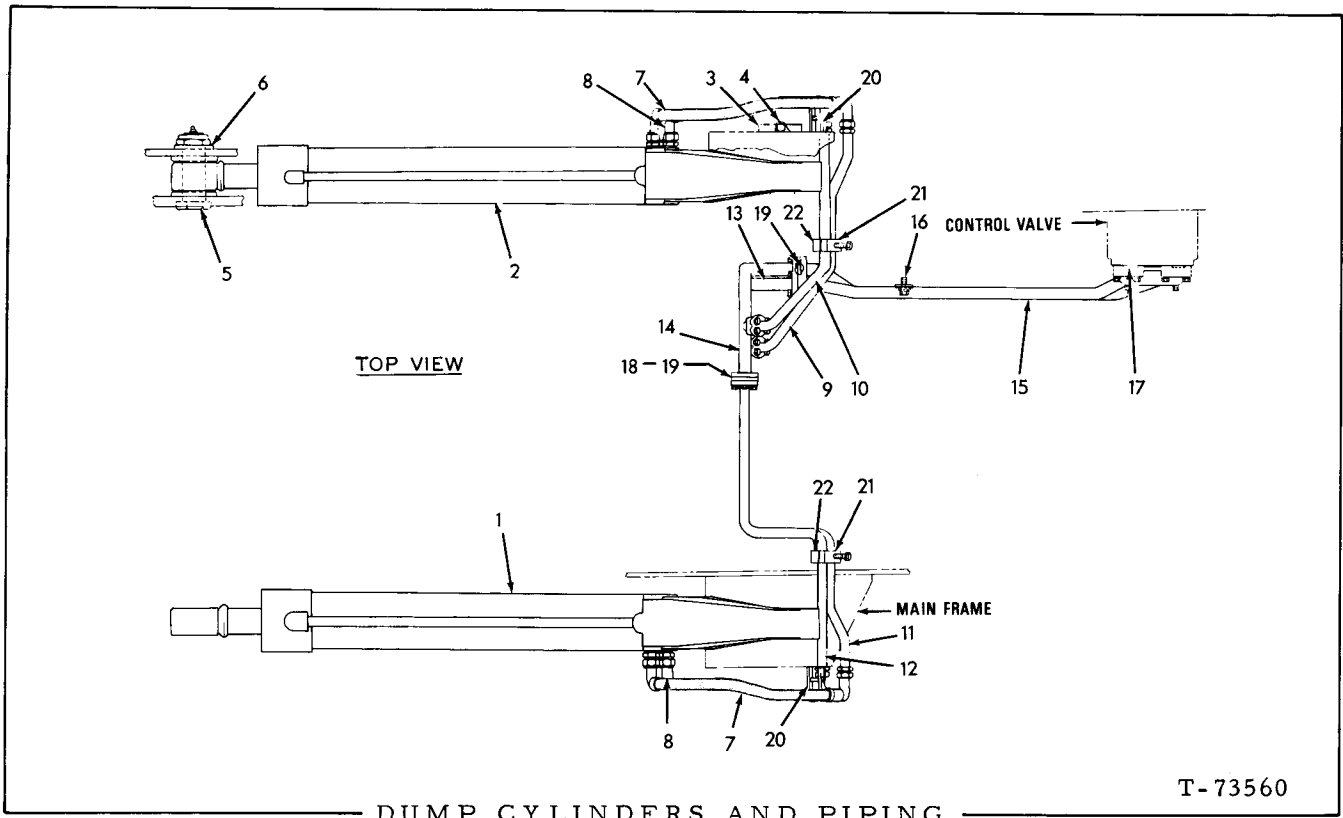
Use as required

(Continued)

LIFT CONTROL VALVE ASSEMBLY (Continued)

ITEM	PART NO.	QTY. * **	DESCRIPTION
11	0925081-2	1 -	O-RING, cartridge, inner (3/4" O.D.)
	0925928-4	- 1	O-RING, cartridge, inner (3/4" O.D.)
12	0665250-7	1 1	RING, back-up
13	0924854-3	1 -	O-RING, cartridge, outer (1" O.D.)
	0925930-0	- 1	O-RING, cartridge, outer (1" O.D.)
14	0658365-2	1 1	BALL ASSY., relief valve (Serviced only as a unit)
15	0658361-1	1 1	SPRING (Conical)
16	0665174-9	1 1	CAP, spring retaining
17	0658434-6	3 3	RETAINER
	0925192-7	4 4	CAPSCREW, hex-socket-hd., 5/16"NC x 5/8"
	0904205-2	4 4	LOCKWASHER, 5/16"
18	0658432-0	2 2	RING, back-up, plunger seal ring (teflon)
19	0923578-9	2 -	O-RING, operating plunger
	0925936-7	- 2	O-RING, operating plunger
19A	0665693-8	1 1	RING, back-up, plunger seal ring (steel)
20	0658433-8	1 1	CLEVIS, operating plunger
21	0924696-8	2 -	O-RING, clevis and detent
	0925933-4	- 2	O-RING, clevis and detent
21A	0658245-6	2 2	RING, back-up, clevis and detent o-ring
22	0659504-5	1 1	SPRING, check valve
23	0658430-4	1 1	VALVE, check
24	-----	1 1	PLUNGER, operating (Not serviced separately)
25	0658437-9	1 1	DETENT
26	-----	1 1	HOUSING (Not serviced separately)
27	0923814-8	1 -	O-RING, plunger sleeve
28	-----	1 -	SLEEVE, plunger (Not serviced separately)
29	0669713-0	1 1	SPRING, sleeve, detent ball
30	0658435-3	1 1	SLEEVE, detent ball
31	0658436-1	1 1	RETAINER, detent ball
32	0917145-5	6 6	BALL, detent
33	0658317-3	2 2	GUIDE, spring
34	0659498-0	1 1	SPRING, plunger return
35	0658316-5	1 1	BOLT, plunger return
36	0658441-1	1 1	CAP, spring closure
	0926269-2	4 4	CAPSCREW, hex-socket-hd., 5/16"NC x 1-1/4"
	0904205-2	4 4	LOCKWASHER, 5/16"
37	0658315-7	1 -	VALVE ASSY., flow (Includes items 38 thru 41)
	0665695-3	- 1	VALVE ASSY., flow (Includes items 38 thru 41)
38	0924775-0	1 -	O-RING, flow valve shell (1-1/8" O.D.)
	0925931-8	- 1	O-RING, flow valve shell (1-1/8" O.D.)
39	0665250-7	1 1	RING, back-up
40	0924854-3	1 -	O-RING, flow valve shell (1" O.D.)
	0925930-0	- 1	O-RING, flow valve shell (1" O.D.)
41	0917012-7	1 1	BALL, flow valve (3/4" diam.)

} Early units only



USAGE: Standard equipment. Loaders prior to serial No. 340, excluding No. 157, 259, 328, 329, 330, 336 and 338.

ITEM	PART NO.	QTY.	DESCRIPTION
1	0659015-2	1	CYLINDER ASSEMBLY, left (Order CYLINDER ASSY. 3052767)
2	0659016-0	1	CYLINDER ASSEMBLY, right (Order CYLINDER ASSEMBLY 3052768)
3	0654975-2	2	PIN, cylinder pivot, upper
	0912497-5	2	FITTING, lubricating, straight, 1/4"NPT
4	0917599-3	2	CAPSCREW, pin retaining (1/2"NC x 5-1/4")
	0915972-4	2	NUT, elastic stop, 1/2"NC
5	0657382-8	2	PIN, cylinder pivot, lower
	0914465-0	2	FITTING, lubricating, straight, 1/8"NPT
6	3001559-8	2	WASHER, plain
	0917835-1	2	NUT, elastic stop, 1-1/2"NF
7	0655316-8	2	HOSE, retract line (See HOSE PARTS)(Order HOSE 669860-9 and ELBOW 0924069-8)
	0921228-3	2	CONNECTOR, flare type, 1"tube, 1-5/16" straight thread (Includes O-RING)
	0921214-3	2	O-RING
	0669860-9	2	HOSE, retract line (See HOSE PARTS)
	0924069-8	2	ELBOW, adjustable, 90°, flare type, 1"tube, 1-5/16"straight thread(Includes O-RING)
	0921214-3	2	O-RING

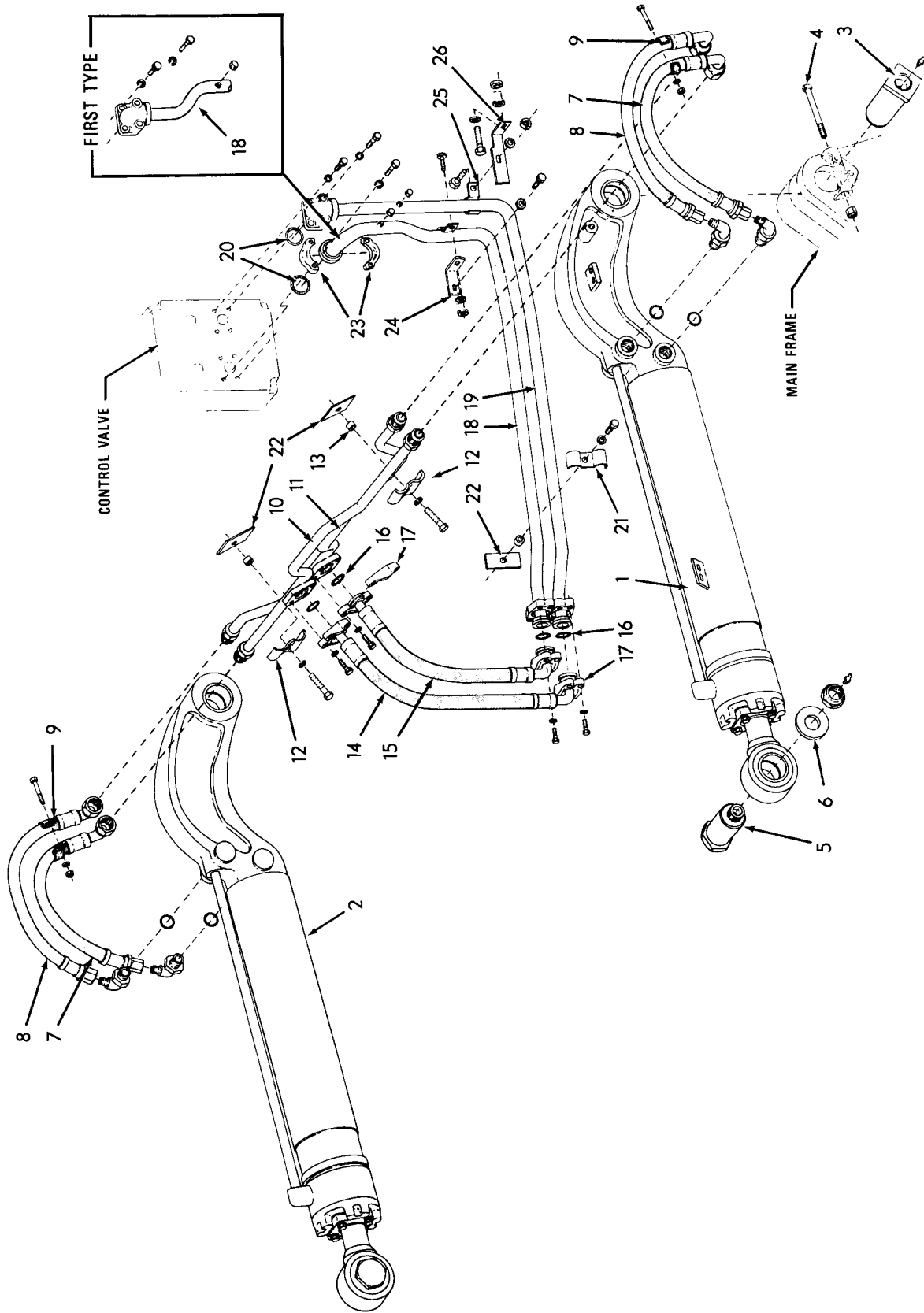
See page 262 for parts

(Continued)

DUMP CYLINDERS AND PIPING (Continued)

ITEM	PART NO.	QTY.	DESCRIPTION	
8	0665317-4	2	HOSE, dump line (See HOSE PARTS)(Order HOSE 0669861-7 and ELBOW 0924069-8)	} See NOTE below
	0921228-3	2	CONNECTOR, flare type 1"tube, 1-5/16" straight thread (Includes O-RING)	
	0921214-3	2	O-RING	
	0669861-7	2	HOSE, dump line (See HOSE PARTS)	
	0924069-8	2	ELBOW, adjustable 90°, flare type, 1"tube, 1-5/16" straight thread (Includes O-RING)	
	0921214-3	2	O-RING	
9	-----	1	*TUBE, retract line, right cylinder	
10	-----	1	*TUBE, dump line, right cylinder	
11	-----	1	*TUBE, retract line, left cylinder	
12	-----	1	*TUBE, dump line, left cylinder	
13	-----	1	*TUBE, retract line, center section	
14	-----	1	*TUBE, dump line, center section	
15	-----	1	*TUBE, manifold, rear	
	0921467-7	2	CAP, flare fitting, 1/4" tube	
	0914649-9	6	CAPSCREW, 7/16"NC x 2"	
	0904207-8	6	LOCKWASHER, 7/16"	
16	0035733-5	1	CAPSCREW, 1/2"NC x 1-3/8"	
	0904208-6	1	LOCKWASHER, 1/2"	
	0064531-7	1	WASHER, plain	
17	0924192-8	2	O-RING, rear manifold tube (1-3/4"O. D.)	
18	0921116-0	12	FLANGE, tube connecting (half only)	
	0916272-8	24	CAPSCREW, 3/8"NC x 1-1/4"	
	0904206-0	24	LOCKWASHER, 3/8"	
19	0924200-9	6	O-RING, tube connections (1-9/16"O. D.)	
20	0659592-0	4	CLIP, hose supporting	
	0916274-4	2	CAPSCREW, 3/8"NC x 2-1/4"	
	0904206-0	2	LOCKWASHER, 3/8"	
	0910324-3	2	NUT, 3/8"NC	
21	0657273-9	2	CLAMP, tube supporting (plain hole)	
22	0657274-7	2	CLAMP, tube supporting (threaded hole)	
	0916319-7	2	CAPSCREW, 1/2"NC x 3-1/2"	
	0904208-6	2	LOCKWASHER, 1/2"	

NOTE: Items indicated with asterisk (*) above are not available. Replace with items 7, 8, 10, 11, 14, 15, 18, 19, 21, and 22 as shown on pages 257 and 258.



T-75005

DUMP CYLINDERS AND PIPING (Second type)

DUMP CYLINDERS AND PIPING

USAGE: Standard equipment. Effective with loader serial No. 340 thru 1000; also loader serial No. 43C01001 and up; including Nos. 157, 259, 328, 329, 330, 336, and 338.

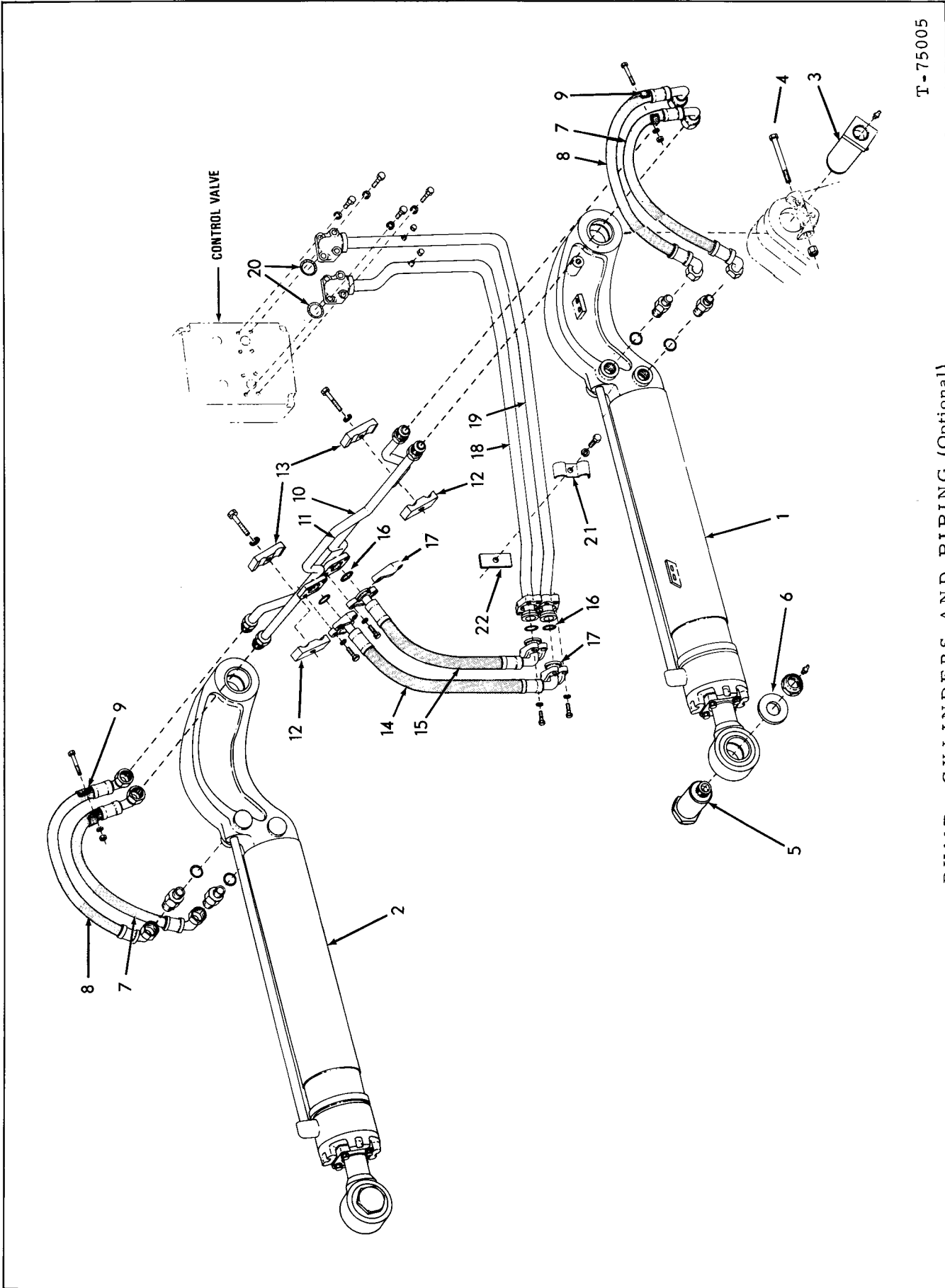
ITEM	PART NO.	QTY.	DESCRIPTION
1	0659015-2	1	CYLINDER ASSY., left (See page 262 for parts)(Loaders prior to #475)
	3052767-5	1	CYLINDER ASSY., left (See page 264 for parts)(Loaders #475 thru #602)
	3054083-5	1	CYLINDER ASSY., left (See page 264 for parts)(Loaders #603 thru #1000)
	3054973-7	1	CYLINDER ASSY., left (See page 266 for parts)(Loader unit #1001 and up)
2	0659016-8	1	CYLINDER ASSY., right (See page 262 for parts)(Loaders prior to #475. Order CYLINDER ASSY. 3052768-3
	3052768-3	1	CYLINDER ASSY., right (See page 264 for parts)(Loaders #475 thru #602)
	3054084-3	1	CYLINDER ASSY., right (See page 264 for parts)(Loaders #603 thru #1000)
	3054974-5	1	CYLINDER ASSY., right (See page 266 for parts)(Loader unit #1001 and up)
3	0654975-2	2	PIN, cylinder pivot, upper FITTING, lubricating, straight, 1/4"NPT
	0912497-5	2	
4	0927180-0	2	CAPSCREW, pin retaining (1/2"NC x 5-1/4") NUT, elastic stop, 1/2"NC
	0915972-4	2	
5	0657382-8	2	PIN cylinder pivot, lower FITTING, lubricating, straight, 1/8"NPT
	0914465-0	2	
6	3001559-8	2	WASHER, plain NUT, elastic stop, 1-1/2"NF
	0917835-1	2	
7	0669861-7	2	HOSE, dump line, upper (See HOSE PARTS)(If for first replacement on loaders prior to #1000 also order ELBOW 0924069-8) CONNECTOR, flare type, 1" tube, 1-5/16" straight thread (Includes O-RING 0921214-3)(Loaders prior to #1000) ELBOW, adjustable, 90°, flare type, 1" tube, 1-5/16" straight thread (Includes washer, nut and O-RING 0921214-3)(Loader units #1001 and up)
	0921228-3	2	
	0924069-8	2	
8	0669860-9	2	HOSE, retract line, upper (See HOSE PARTS)(If for first replacement on loaders prior to #1000 also order ELBOW 0924069-8) CONNECTOR, flare type, 1" tube, 1-5/16" straight thread (Includes O-RING 0921214-3)(Loaders prior to #1000) ELBOW, adjustable, 90°, flare type, 1" tube, 1-5/16" straight thread (Includes washer, nut and O-RING 0921214-3)(Loader units #1001 and up)
	0921228-3	2	
	0924069-8	2	
9	0659592-0	4	CLIP, hose supporting CAPSCREW, 3/8"NC x 2-1/4" LOCKWASHER, 3/8" NUT, 3/8"NC
	0920996-6	2	
	0910287-2	2	
	0911026-3	2	
10	0665214-3	1	TUBE ASSY., cross, dump line (Includes nuts)

(Continued)

DUMP CYLINDER AND PIPING (Continued)

ITEM	PART NO.	QTY.	DESCRIPTION
11	0665215-0	1	TUBE ASSY., cross, retract line (Includes nuts)
12	0666917-0	2	CLAMP, tube supporting
	0916318-9	2	CAPSCREW, 1/2"NC x 3-1/4"
	0913432-1	2	WASHER, plain
	0904208-6	2	LOCKWASHER, 1/2"
	0911028-9	2	NUT, 1/2"NC
13	0673769-6	3	SPACER, tube supporting clamp
14	0665274-7	1	HOSE, dump line, lower
15	0665275-4	1	HOSE, retract line, lower
16	0924200-9	4	O-RING, lower hoses (1-9/16"O. D.)
17	0921116-0	8	FLANGE, hose connecting (half only)
	0921076-6	16	CAPSCREW, 3/8"NC x 1-1/4"
	0910287-2	16	LOCKWASHER, 3/8"
18	0665213-5	1	TUBE, retract line, rear (Loaders prior to #538 excluding 515, 516, 517, 528, 535 and including 555 and 557)
	0668571-3	1	TUBE, retract line, rear (Loaders #538 and up except 555 and 557 but including 515, 516, 517, 528 and 535)
	0921467-7	1	CAP, flare fitting, 1/4" tube
	0916191-0	2	CAPSCREW, 7/16"NC x 1-1/2"
	0916866-7	2	CAPSCREW, 7/16"NC x 2-3/4"
	0904207-8	4	LOCKWASHER, 7/16"
			Loaders prior to #538 excluding 515, 516, 517 528, 535 and including 555 and 557.
19	0665212-7	1	TUBE, dump line, rear
	0921467-7	1	CAP, flare fitting, 1/4" tube
	0923192-9	2	CAPSCREW, 7/16"NC x 1-1/2"
	0916866-7	2	CAPSCREW, 7/16"NC x 2-3/4"
	0914678-8	4	LOCKWASHER, 7/16"
20	0924192-8	2	O-RING, rear tubes (1-3/4"O. D.)
21	0665218-4	1	CLAMP, supporting, rear tubes
	0921556-7	1	CAPSCREW, 1/2"NC x 2"
	0912441-3	1	LOCKWASHER, 1/2"
22	0665219-2	3	PLATE, tube supporting clamp
23	0921117-8	2	FLANGE, tube attaching, rear retract line(half)
	0923192-9	4	CAPSCREW, 7/16"NC x 1-1/2"
	0914678-8	4	LOCKWASHER, 7/16"
24	0669640-5	1	ANGLE, tube supporting, rear retract line
	0920582-4	1	CAPSCREW, 1/2"NC x 1-1/4"
	0677008-5	1	WASHER, plain
25	0669641-3	2	CLAMP, tube supporting
	0920583-2	2	CAPSCREW, 1/2"NC x 1-1/2"
	0677008-5	2	WASHER, plain
	0911028-9	2	NUT, 1/2"NC
			Loaders #538 and up except 555, 557 but including 515, 516, 517, 528, 535.
26	0669639-7	1	ANGLE, tube supporting, rear dump line
	0924864-2	1	CAPSCREW, 1/2"NC x 2-1/4"
	0677008-5	2	WASHER, plain
	0911028-9	1	NUT, 1/2"NC

MEMO



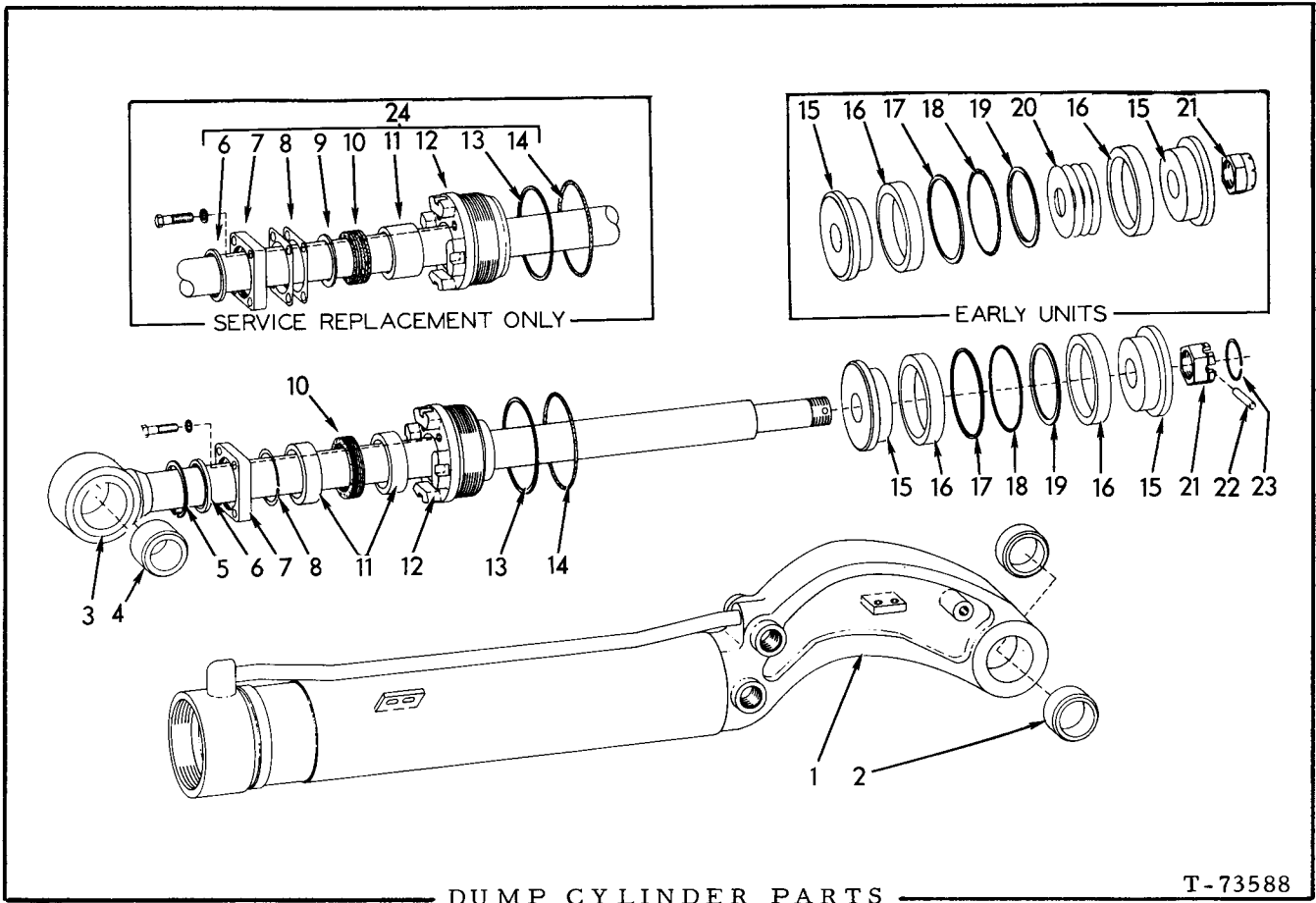
T-75005

DUMP CYLINDERS AND PIPING (Optional)

DUMP CYLINDERS AND PIPING

USAGE: Optional. For units with phosphate-ester hydraulic fluid.

ITEM	PART NO.	QTY.	DESCRIPTION	
1	3052625-5	1	CYLINDER ASSEMBLY, left	} See page 268 for parts
2	3052626-3	1	CYLINDER ASSEMBLY, right	
3	0654975-2	1	PIN, cylinder pivot, upper	
	0912497-5	2	FITTING, lubricating, straight, 1/4"NPT	
4	0917599-3	2	CAPSCREW, pin retaining (1/2"NC x 5-1/4")	
	0915972-4	2	NUT, elastic stop, 1/2"NC	
5	0657382-8	2	PIN, cylinder, pivot, lower	
	0914465-0	2	FITTING, lubricating, straight, 1/8"NPT	
6	3001559-8	2	WASHER, plain	
	0917835-1	2	NUT, elastic stop, 1-1/2"NF	
7	0665230-9	2	HOSE, dump line, upper	
	0925832-8	2	CONNECTOR, flare type, 1" tube, 1-5/16" straight thread	
	0926538-0	2	O-RING, connector	
8	0665229-1	2	HOSE, retract line, upper	
	0925832-8	2	CONNECTOR, flare type, 1" tube, 1-5/16" straight thread	
	0926538-0	2	O-RING, connector	
9	0659592-0	4	CLIP, hose supporting	
	0916274-4	2	CAPSCREW, 3/8"NC x 2-1/4"	
	0904206-0	2	LOCKWASHER, 3/8"	
	0910324-3	2	NUT, 3/8"NC	
10	0665214-3	1	TUBE ASSEMBLY, cross, dump line (Includes nuts)	
11	0665215-0	1	TUBE ASSEMBLY, cross, retract line (Includes nuts)	
12	0657274-7	2	CLAMP, tube supporting (threaded hole)	
	0916319-7	2	CAPSCREW, 1/2"NC x 3/2"	
	0904208-6	2	LOCKWASHER, 1/2"	
13	0657273-9	2	CLAMP, tube supporting (plain hole)	
14	0665216-8	1	HOSE, dump line, lower	
15	0665217-6	1	HOSE, retract line, lower	
16	0926533-1	4	O-RING, lower hoses (1-9/16" O. D.)	
17	0921116-0	8	FLANGE, hose connecting (half only)	
	0916272-8	16	CAPSCREW, 3/8"NC x 1-1/4"	
	0904206-0	16	LOCKWASHER, 3/8"	
18	0665213-5	1	TUBE, retract line, rear	
	0921467-7	1	CAP, flare fitting, 1/4" tube	
	0916191-0	2	CAPSCREW, 7/16"NC x 1-1/2"	
	0916866-7	2	CAPSCREW, 7/16"NC x 2-3/4"	
	0904207-8	4	LOCKWASHER, 7/16"	
19	0665212-7	1	TUBE, dumpline, rear	
	0921467-7	1	CAP, flare fitting, 1/4" tube	
	0916191-0	2	CAPSCREW, 7/16"NC x 1-1/2"	
	0916866-7	2	CAPSCREW, 7/16"NC x 2-3/4"	
	0904207-8	4	LOCKWASHER, 7/16"	
20	0926534-9	2	O-RING, rear tubes (1-3/4" O. D.)	
21	0665218-4	1	CLAMP, supporting, rear tubes	
	0916314-8	1	CAPSCREW, 1/2"NC x 2"	
	0904208-6	1	LOCKWASHER, 1/2"	
22	0665219-2	1	PLATE, tube supporting clamp	



USAGE: See pages 254 and 257

659015 CYLINDER ASSEMBLY, left
 659016 CYLINDER ASSEMBLY, right

ITEM PART NO. QTY. DESCRIPTION

NOTE: Quantities indicated are for one (1) cylinder only

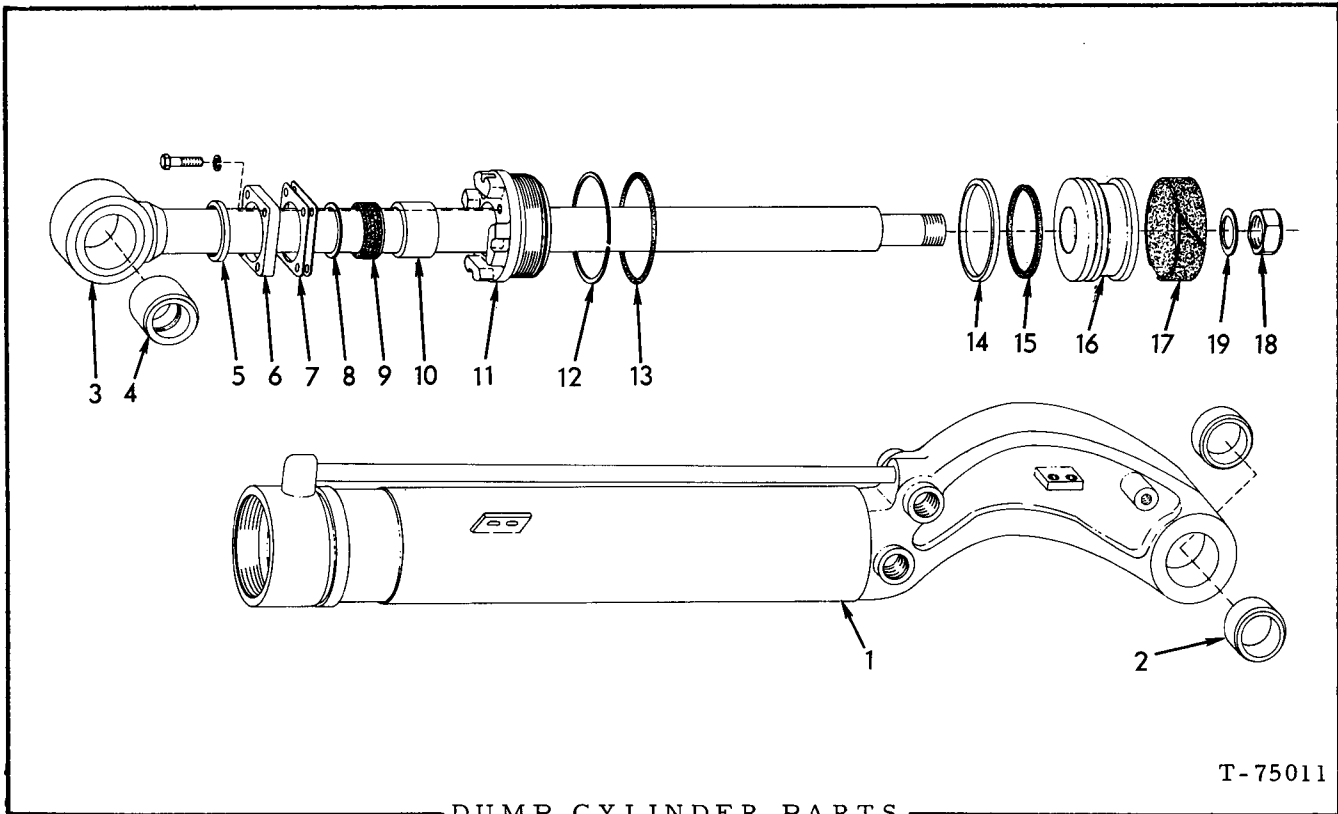
1	{	659099	1	TUBE ASSEMBLY, left cylinder (Includes item 2)
		659100	1	TUBE ASSEMBLY, right cylinder (Includes item 2)
2		607556	2	BUSHING, cylinder pivot
3	{	-----	1	ROD ASSEMBLY, piston (Includes item 4)(Used prior to loader #300. Order ROD ASSEMBLY 3052529,NUT 659061, PIN 659064 and RING 609705)
		3052529	1	ROD ASSEMBLY, piston (Includes item 4)(Effective with loader #300)
4		3020678	1	BUSHING, piston rod
5		659058	1	RING, seal retaining
6	{	659056	1	SEAL, piston rod wiping (Original equipment)
		3052879	1	□SEAL, piston rod wiping (Service replacement)

(Continued)

DUMP CYLINDER PARTS (Continued)

ITEM	PART NO.	QTY.	DESCRIPTION	
7	659901	1	PLATE, end (Original equipment)	
	053616	4	CAPSCREW, 3/8"NC x 1-3/4"	
	904206	4	LOCKWASHER, 3/8"	
	3051194	1	□PLATE, end (Service replacement)	
	914847	4	□CAPSCREW, 3/8"NC x 1-1/2"	
	904206	4	□LOCKWASHER, 3/8"	
8	664482	7	SHIM, rod packing adjustment (.002" thick)	} Original equipment. Use as req'd.
	659018	4	SHIM, rod packing adjustment (.015" thick)	
	3052553	2	□SHIM, rod packing adjustment (.003" thick)	} Service replacement. Use as req'd
	3052640	2	□SHIM, rod packing adjustment (.005" thick)	
9	3052552	1	□WASHER, rod packing (Service replacement only)	
10	-----	1	PACKING SET, rod (Original equipment. Order item 24)	
	3052551	1	□PACKING SET, rod (Service replacement)	
11	659106	2	BUSHING, rod packing (7/8" long)(Original equipment)	
	3052546	1	□BUSHING, rod packing (1-7/8" long)(Service replacement)	
12	659059	1	HEAD, cylinder (Original equipment)	
	3053742	1	□HEAD, cylinder (Service replacement)	
13	659057	1	□RING, back-up	
14	924926	1	□O-RING, cylinder head	
15	659098	2	PISTON	
16	663630	2	RING, piston	
17	645586	1	RING, back-up	
18	924153	1	O-RING, piston ring	
19	659104	1	SPACER, piston ring	
20	659013	4	SHIM, piston packing adjustment(Use as req'd)(Early units only)	
21	923689	1	NUT, piston rod (self-locking)(Used prior to loader #300)	
	659061	1	NUT, piston rod	} Effective with loader #300
	659064	1	PIN, piston rod nut	
23	609705	1	RING, pin retaining	
24	3053744	1	CONVERSION KIT (Consists of parts required to convert old cylinders to new design; items 6 thru 14)	

□ Components of item 24



DUMP CYLINDER PARTS

T-75011

USAGE: See page 257

- *3052767 CYLINDER ASSEMBLY, left
- *3052768 CYLINDER ASSEMBLY, right
- **3054083 CYLINDER ASSEMBLY, left
- **3054084 CYLINDER ASSEMBLY, right

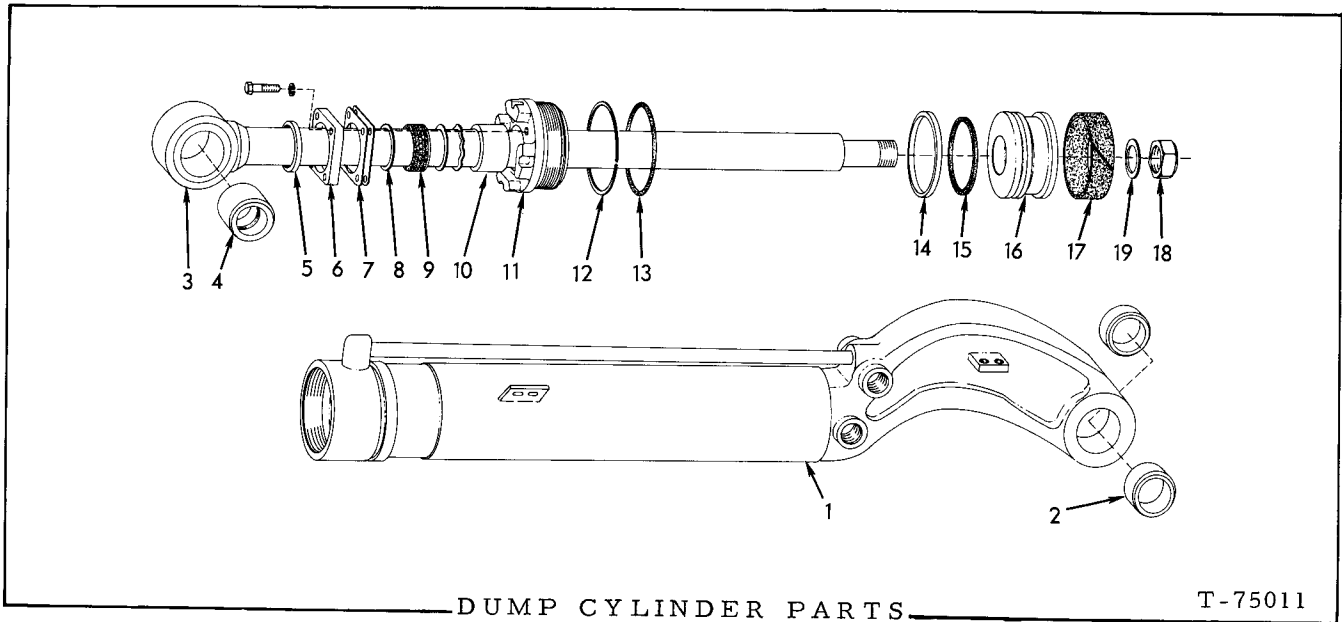
ITEM	PART NO.	QTY.		DESCRIPTION
		*	**	
NOTE: Quantities indicated are for one (1) cylinder only				
1	3052765	1	1	CYLINDER ASSEMBLY, left (Includes item 2)
	3052766	1	1	CYLINDER ASSEMBLY, right (Includes item 2)
2	607556	2	2	BUSHING, cylinder pivot
3	3052529	1	-	ROD ASSEMBLY, piston
	3054118	-	1	ROD ASSEMBLY, piston
(Each includes item 4)				
4	3020678	1	1	BUSHING, piston rod
5	3052879	1	1	□SEAL, piston rod wiping
6	3051194	1	1	PLATE, end
	914847	4	4	CAPSCREW, 3/8"NC x 1-1/2"
	904206	4	4	LOCKWASHER, 3/8"
7	3052553	2	-	SHIM, rod packing adjustment (.003" thick) (Early Units)
	3052640	2	-	SHIM, rod packing adjustment (.005" thick) (Early Units)
	3054486	4	4	□SHIM, rod packing adjustment (.0299" thick)(Late Units)
Use as Required				

(Continued)

DUMP CYLINDER PARTS (Continued)

ITEM	PART NO.	QTY.		DESCRIPTION
		*	**	
8	3052552	1	-	WASHER, piston rod packing (.078" thick) (Early units)
	3054485	1	1	WASHER, piston rod packing (.190" thick) (Late units)
9	3052551	1	-	PACKING SET, rod (Early units)
	3053886	1	1	PACKING SET, rod (Includes wave spring and washer (Late units)
10	3052546	1	-	BUSHING, piston rod (Early units)
	3054066	1	1	□BUSHING, piston rod (Late units)
11	3052538	1	1	HEAD, cylinder
12	926635	1	1	□RING, back-up
13	924924	1	1	□O-RING, cylinder head
14	3052998	1	1	□RING, piston (teflon)
15	926819	1	1	□RING, piston (rubber)
16	3052995	1	-	PISTON
	3054079	-	1	PISTON
17	3052996	1	1	□RING, wear
18	926391	1	1	NUT, piston rod
19	3053977	-	1	SPACER, piston rod nut
20	3056485	1	1	REPAIR KIT, cylinder (Not illustrated)

□Components of item 20



USAGE: See page 257

3054973 CYLINDER ASSEMBLY, left
 3054974 CYLINDER ASSEMBLY, right

ITEM PART NO. QTY. DESCRIPTION

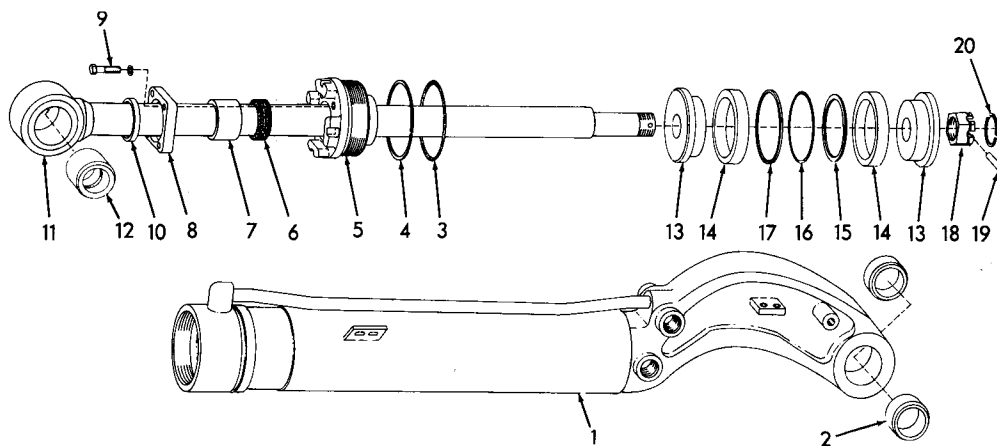
NOTE: Quantities indicated are for one (1) cylinder only

1	{ 3055023	1	CYLINDER ASSY., left (Includes item 2)
	{ 3055024	1	CYLINDER ASSY., right (Includes item 2)
2	607556	2	BUSHING, cylinder pivot
3	3054118	1	ROD ASSY., piston (Includes item 4)
4	3020678	1	BUSHING, piston rod
5	3052879	1	<input type="checkbox"/> SEAL, piston rod wiping
6	3051194	1	PLATE, end
	914847	4	CAPSCREW, 3/8"NC x 1-1/2"
	904206	4	LOCKWASHER, 3/8"
7	3054486	4	<input type="checkbox"/> SHIM, rod packing adjustment (.0299" thick)(Use as required)
8	3054485	1	WASHER, piston rod packing (.190" thick)
9	3053886	1	<input type="checkbox"/> PACKING SET, rod (Includes wave spring and washer)
10	3054066	1	BUSHING, piston rod
11	3052920	1	HEAD, cylinder
12	926637	1	<input type="checkbox"/> RING, back-up
13	924691	1	<input type="checkbox"/> O-RING, cylinder head
14	3053357	1	<input type="checkbox"/> RING, piston (teflon)

(Continued)

DUMP CYLINDER PARTS (Continued)

ITEM	PART NO.	QTY.	DESCRIPTION
15	926865	1	<input type="checkbox"/> RING, piston (rubber)
16	3053356	1	PISTON
17	3053359	1	<input type="checkbox"/> RING, wear
18	926391	1	NUT, piston rod
19	3053977	1	SPACER, piston rod nut
20	3056493	1	REPAIR KIT, cylinder (Not illustrated)
			<input type="checkbox"/> Components of item 20



DUMP CYLINDER PARTS

T-74673

USAGE: See page 261

3052625-5 CYLINDER ASSEMBLY, left
 3052626-3 CYLINDER ASSEMBLY, right

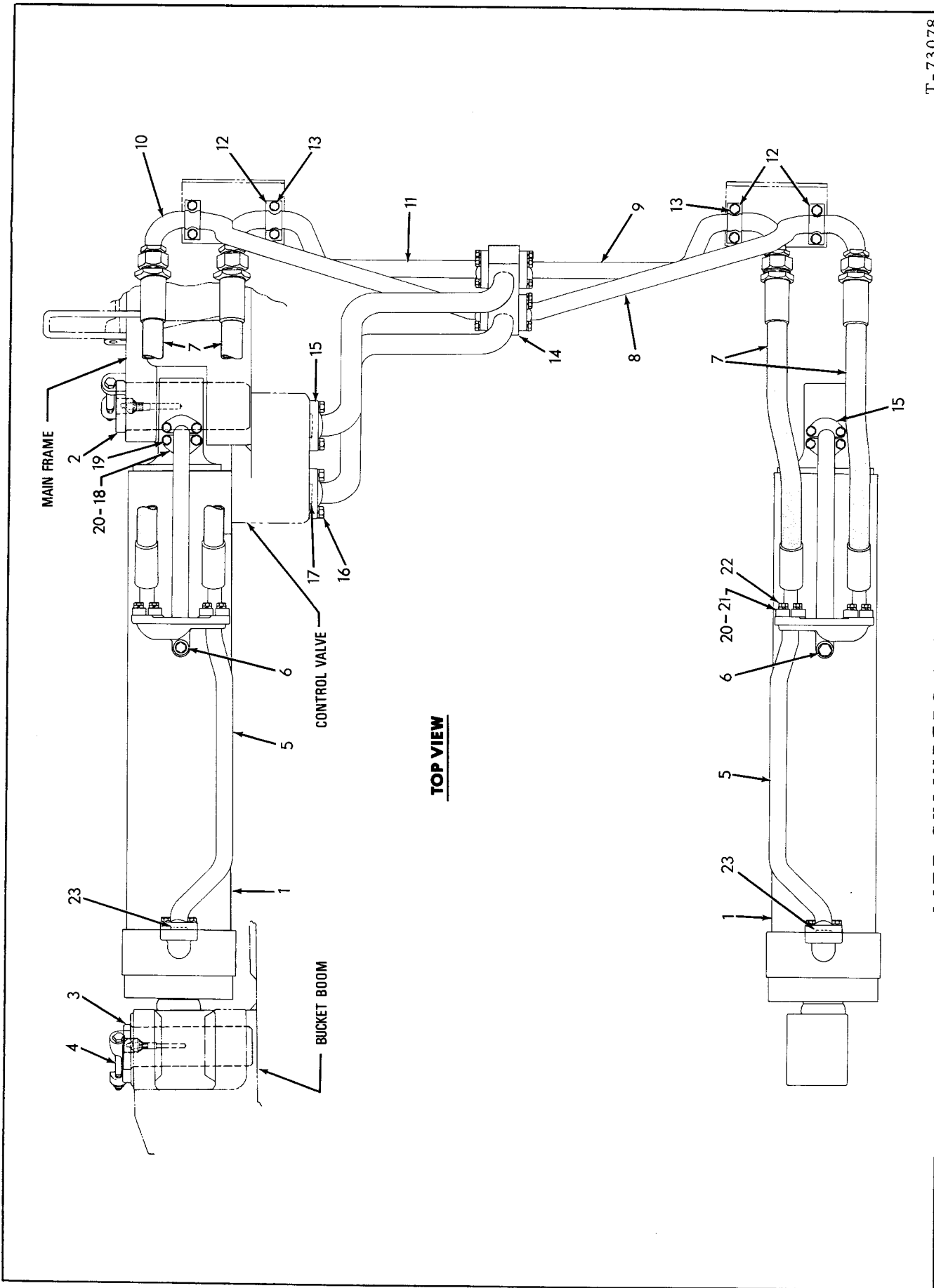
ITEM	PART NO.	QTY.	DESCRIPTION
<u>NOTE</u> : Quantities indicated are for one (1) cylinder only			
1	0659099-6	1	TUBE ASSEMBLY, left (Includes item 2)
	0659100-2	1	TUBE ASSEMBLY, right (Includes item 2)
2	0607556-8	2	BUSHING, cylinder pivot
3	0925786-6	1	O-RING, cylinder head
4	0659057-4	1	ORING, back-up
5	0659059-0	1	HEAD, cylinder
6	3051717-1	1	PACKING SET, rod
7	3051722-1	1	BUSHING, cylinder head
8	3052622-2	1	PLATE, rod packing
9	0053616-9	4	CAPSCREW, 3/8"NC x 1-3/4"
	0904206-0	4	LOCKWASHER, 3/8"
10	3052627-1	1	SEAL, piston rod wiping
11	3052529-9	1	ROD ASSEMBLY, piston (Includes item 12)
12	3020678-3	1	BUSHING, piston rod
13	0659098-8	2	PISTON
14	0663630-2	2	ORING, piston
15	0659104-4	1	SPACER, piston ring
16	0925785-8	1	O-RING, piston ring
17	0645586-9	1	RING, back-up
18	0659061-6	1	NUT, piston rod

(Continued)

DUMP CYLINDER PARTS (Continued)

ITEM	PART NO.	QTY.	DESCRIPTION
19	0659064-0	1	PIN, piston rod nut
20	0609705-9	1	ORING, pin retaining
21	3052714-7	1	REPAIR KIT (Consists of items 3, 4, 6, 10, 14, 16 and 20)

Components of item 21



T-73078

LIFT CYLINDERS AND PIPING (First type)

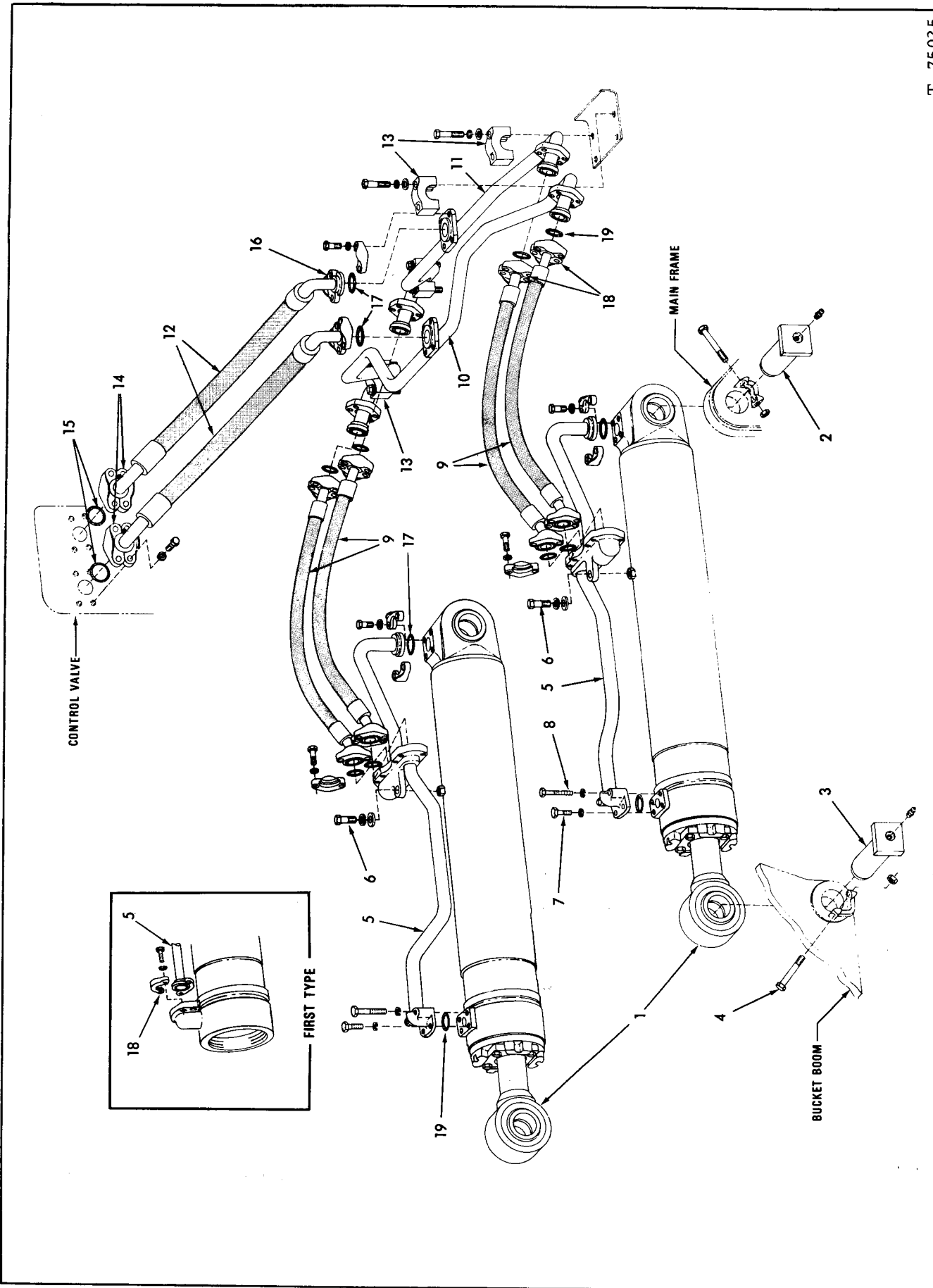
LIFT CYLINDERS AND PIPING

USAGE: Loaders prior to serial No. 340 excluding No. 157, 259, 328, 329, 330, 336-and 338

ITEM	PART NO.	QTY.	DESCRIPTION
1	659010	2	CYLINDER ASSY., lift (See page 276)(Order CYLINDER ASSY. 3052847)
2	654979	2	PIN, cylinder pivot, rear
	912497	2	FITTING, lubricating, straight, 1/4"NPT
3	654978	2	PIN, cylinder pivot, front
	912497	2	FITTING, lubricating, straight, 1/4"NPT
4	917599	4	CAPSCREW, pin retaining (1/2"NC x 5-1/4")
	915972	4	NUT, elastic stop, 1/2"NC
5	655341	1	TUBE, left cylinder
	655342	1	TUBE, right cylinder
6	035190	2	CAPSCREW, 1/2"NC x 1-1/2"
	904208	2	LOCKWASHER, 1/2"
	910244	2	WASHER, plain, SAE std., 1/2"
7	655348	4	HOSE, cylinder piping
8	-----	1	*TUBE, extend line, left cylinder
9	-----	1	*TUBE, retract line, left cylinder
10	-----	1	*TUBE, extend line, right cylinder
11	-----	1	*TUBE, retract line, right cylinder
12	657281	4	CLAMP, tube supporting
13	056320	8	CAPSCREW, 3/8"NC x 3"
	904206	8	LOCKWASHER, 3/8"
	044973	8	WASHER, plain
14	-----	1	*TUBE, manifold (See NOTE below)
	921467	2	CAP, flare fitting, 1/4" tube
15	921118	4	FLANGE, connecting (half only)
16	035733	8	CAPSCREW, 1/2"NC x 1-3/8"
	904208	8	LOCKWASHER, 1/2"
17	924193	2	O-RING, connecting flange (2-1/8" O. D.)
18	921117	4	FLANGE, connecting (half only)
19	041250	8	CAPSCREW, 7/16"NC x 1-1/4"
	904207	8	LOCKWASHER, 7/16"
20	924192	2	O-RING, connecting flange (1-3/4" O. D.)
21	921116	20	FLANGE, connecting (half only)
22	013058	40	CAPSCREW, 3/8"NC x 1-1/4"
	904206	40	LOCKWASHER, 3/8"
23	924200	10	O-RING, connecting flange (1-9/16" O. D.)

} See NOTE below

NOTE: Items indicated with asterisk (*) above are not available. Replace with items 9, 10, 11, 12, 16 and 17 as shown on page 273



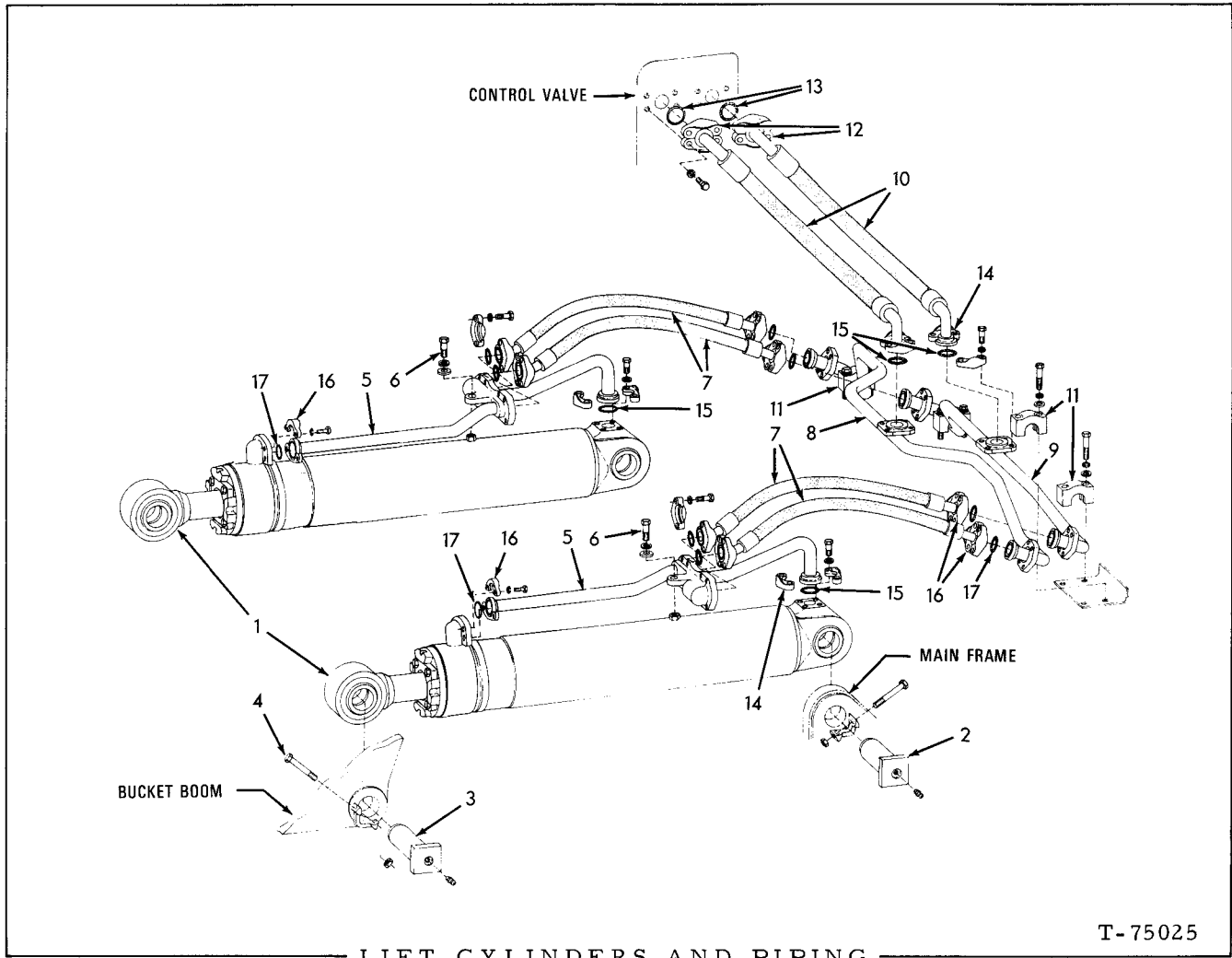
I-75025

LIFT CYLINDERS AND PIPING (Second type)

LIFT CYLINDERS AND PIPING

USAGE: Effective with loader serial No. 340 thru 1000; also #43C01001 and up including Nos. 157, 259, 328, 329, 330, 336 and 338

ITEM	PART NO.	QTY.	DESCRIPTION	
1	659010	2	CYLINDER ASSY. (See page 276 for parts)(Loaders prior to #476. Order CYLINDER ASSY. 3052847, 2 CAPSCREWS 916274 and either TUBE 666273 or TUBE 666274)	
	3052847	2		
	3054102	2		
2	654979	2	PIN, cylinder pivot, rear	
	912497	2		FITTING, lubricating, straight, 1/4"NPT
3	654978	2	PIN, cylinder pivot, front	
	912497	2		FITTING, lubricating, straight, 1/4"NPT
4	917599	4	CAPSCREW, pin retaining (1/2"NC x 5-1/4")	
	915972	4		NUT, elastic stop, 1/2"NC
5	655341	1	TUBE, left cylinder } Used prior to loader #476	
	655342	1		TUBE, right cylinder
	666273	1	TUBE, left cylinder } Effective with loader #476	
	666274	1		TUBE, right cylinder
6	915987	2	CAPSCREW, 1/2"NC x 1-1/2"	
	904208	2		LOCKWASHER, 1/2"
	064531	2		WASHER, plain
7	919224	4	CAPSCREW, 3/8"NC x 1-1/8" } Effective with loader #476	
	916274	4		CAPSCREW, 3/8"NC x 2-1/4"
	904206	8		LOCKWASHER, 3/8"
9	665277	4	HOSE, cylinder	
10	665223	1	TUBE, extend line	
11	665222	1	TUBE, retract line	
12	665276	2	HOSE, control valve	
	921467	2		CAP, flare fitting, 1/4" tube
13	657281	4	CLAMP, tube supporting	
	920275	8		CAPSCREW, 3/8"NC x 3"
	904206	8		LOCKWASHER, 3/8"
	044973	8		WASHER, plain
14	921118	4	FLANGE, connecting (half only)	
	920574	8		CAPSCREW, 1/2"NC x 1-3/8"
	912441	8		LOCKWASHER, 1/2"
15	924193	2	O-RING (2-1/8" O. D.)	
16	921117	8	FLANGE (half only)	
	921569	16		CAPSCREW, 7/16"NC x 1-1/4"
	914678	16		LOCKWASHER, 7/16"
17	924192	4	O-RING, (1-3/4" O. D.)	
18	921116	20	FLANGE, connecting (half only)(4 less used effective with loader #476)	
	921076	40		CAPSCREW, 3/8"NC x 1-1/4" } 8 less used effective
	910278	40		LOCKWASHER, 3/8" } with loader #476
19	924200	10	O-RING (1-9/16" O. D.)	



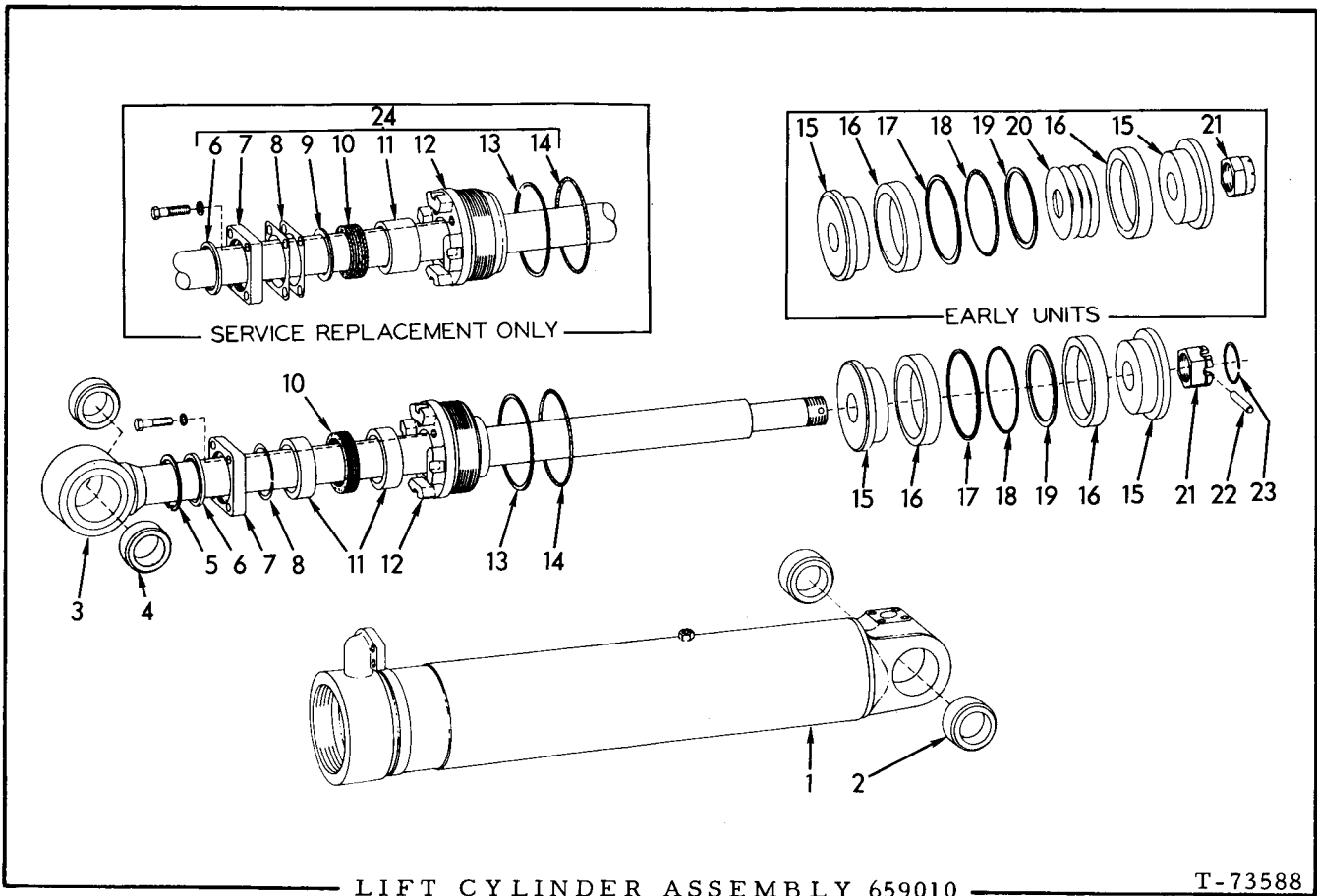
USAGE: Optional. For units with phosphate-ester hydraulic fluid.

ITEM	PART NO.	QTY.	DESCRIPTION
1	-----	2	CYLINDER ASSEMBLY (See page 280 for parts)
2	0654979-4 0912497-5	2 2	PIN, cylinder pivot, rear FITTING, lubricating, straight, 1/4"NPT
3	0654978-6 0912497-5	2 2	PIN, cylinder pivot, front FITTING, lubricating, straight, 1/4"NPT
4	0917599-3 0915972-4	4 4	CAPSCREW, pin retaining (1/2"NC x 5-1/4") NUT, elastic stop, 1/2"NC
5	0655341-6 0655342-4	1 1	TUBE, left cylinder TUBE, right cylinder
6	0915987-2 0904208-6 0064531-7	2 2 2	CAPSCREW, 1/2"NC x 1-1/2" LOCKWASHER, 1/2" WASHER, plain
7	0665224-2	4	HOSE, cylinder
8	0665223-4	1	TUBE, extend line

(Continued)

LIFT CYLINDERS AND PIPING (Continued)

ITEM	PART NO.	QTY.	DESCRIPTION
9	0665222-6	1	TUBE, retract line
10	0665221-8	2	HOSE, control valve
	0921467-7	2	CAP, flare fitting, 1/4"tube
11	0657281-2	4	CLAMP, tube supporting
	0920275-5	8	CAPSCREW, 3/8"NC x 3"
	0904206-0	8	LOCKWASHER, 3/8"
	0044973-6	8	WASHER, plain
12	0921118-6	4	FLANGE, connecting (half only)
	0919230-3	8	CAPSCREW, 1/2"NC x 1-3/8"
	0904208-6	8	LOCKWASHER, 1/2"
13	0925936-8	2	O-RING (2-1/8"O. D.)
14	0921117-8	8	FLANGE (half only)
	0916197-7	16	CAPSCREW, 7/16"NC x 1-1/4"
	0904207-8	16	LOCKWASHER, 7/16"
15	0926534-9	4	O-RING, (1-3/4"O. D.)
16	0921116-0	20	FLANGE, connecting (half only)
	0916272-8	40	CAPSCREW, 3/8"NC x 1-1/4"
	0904206-0	40	LOCKWASHER, 3/8"
17	0926533-1	10	O-RING (1-9/16"O. D.)



LIFT CYLINDER ASSEMBLY 659010

T-73588

USAGE: See pages 271 and 273

ITEM PART NO. QTY. DESCRIPTION

NOTE: Quantities indicated are for one (1) cylinder only

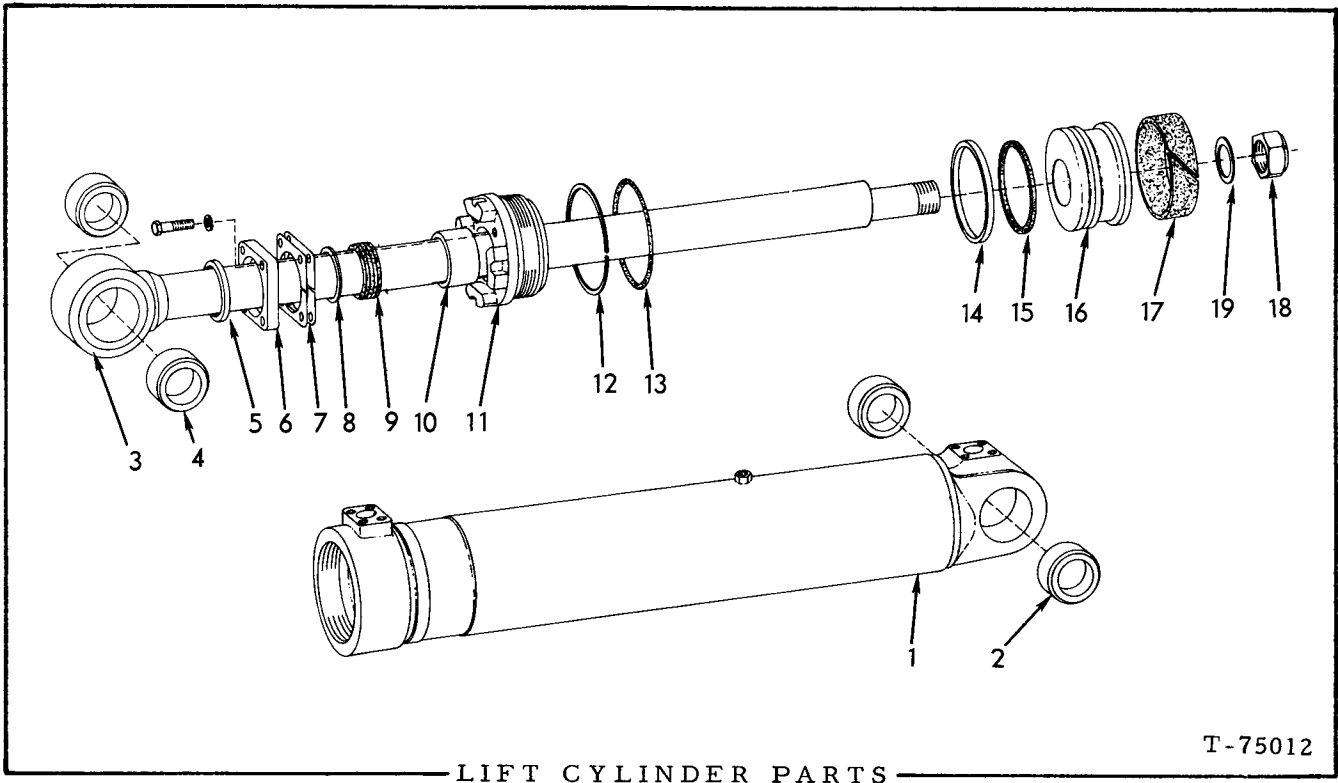
1	659030	1	TUBE ASSEMBLY, cylinder (Includes item 2)
2	3008156	2	BUSHING, cylinder pivot
3	-----	1	ROD ASSEMBLY, piston (Includes item 4)(Used prior to loader #292. Order ROD ASSEMBLY 663633, NUT, 659086, PIN 659017 and RING 659046)
	663633	1	ROD ASSEMBLY, piston (Includes item 4)(Effective with loader #292)
4	3008156	2	BUSHING, piston rod
5	055457	1	RING, seal retaining
6	659039	1	SEAL, piston rod wiping (Original equipment)
	3052942	1	□SEAL, piston rod wiping (Service replacement)
7	659898	1	PLATE, end (Original equipment)
	921556	4	CAPSCREW, 1/2"NC x 2"
	904208	4	LOCKWASHER, 1/2"
	3052034	1	□PLATE, end (Service replacement)
	915987	4	□CAPSCREW, 1/2"NC x 1-1/2"
	904208	4	□LOCKWASHER, 1/2"

(Continued)

LIFT CYLINDER ASSEMBLY 659010 (Continued)

ITEM	PART NO.	QTY.	DESCRIPTION	
8	664483	7	SHIM, rod packing adjustment (.002" thick)	} Original equipment, Use as req'd.
	659031	4	SHIM, rod packing adjustment (.015" thick)	
	3052845	2	□SHIM, rod packing adjustment (.003" thick)	} Service replacement, Use as req'd
	3052846	2	□SHIM, rod packing adjustment (.005" thick)	
9	3052844	1	□WASHER, rod packing (Service replacement only)	
10	-----	1	PACKING SET, rod (Original equipment. Order item 24)	
	3052642	1	□PACKING SET, rod (Service replacement)	
11	659092	2	BUSHING, rod packing (1-1/8" long)(Original equipment)	
	3052644	1	□BUSHING, rod packing (2-3/16" long)(Service replacement)	
12	659087	1	HEAD, cylinder (Original equipment)	
	3053743	1	□HEAD, cylinder (Service replacement)	
13	659047	1	□RING, back-up	
14	924927	1	□O-RING, cylinder head	
15	659012	2	PISTON	
16	663629	2	RING, piston	
17	659088	1	RING, back-up	
18	924139	1	O-RING, piston ring	
19	659083	1	SPACER, piston ring	
20	659090	2	SHIM, piston packing adjustment (Use as req'd)(Early units only)	
21	3017556	1	NUT, piston rod (self-locking)(Used prior to loader #292)	} Effective with loader #292
	659086	1	NUT, piston rod	
22	659017	1	PIN, piston rod nut	
23	659046	1	RING, pin retaining	
24	3053745	1	CONVERSION KIT (Consists of parts required to convert old cylinder to new design; items 6 thru 14)	

□Components of item 24)



USAGE: See page 273

* 3052847 CYLINDER ASSEMBLY
 ** 3054102 CYLINDER ASSEMBLY,

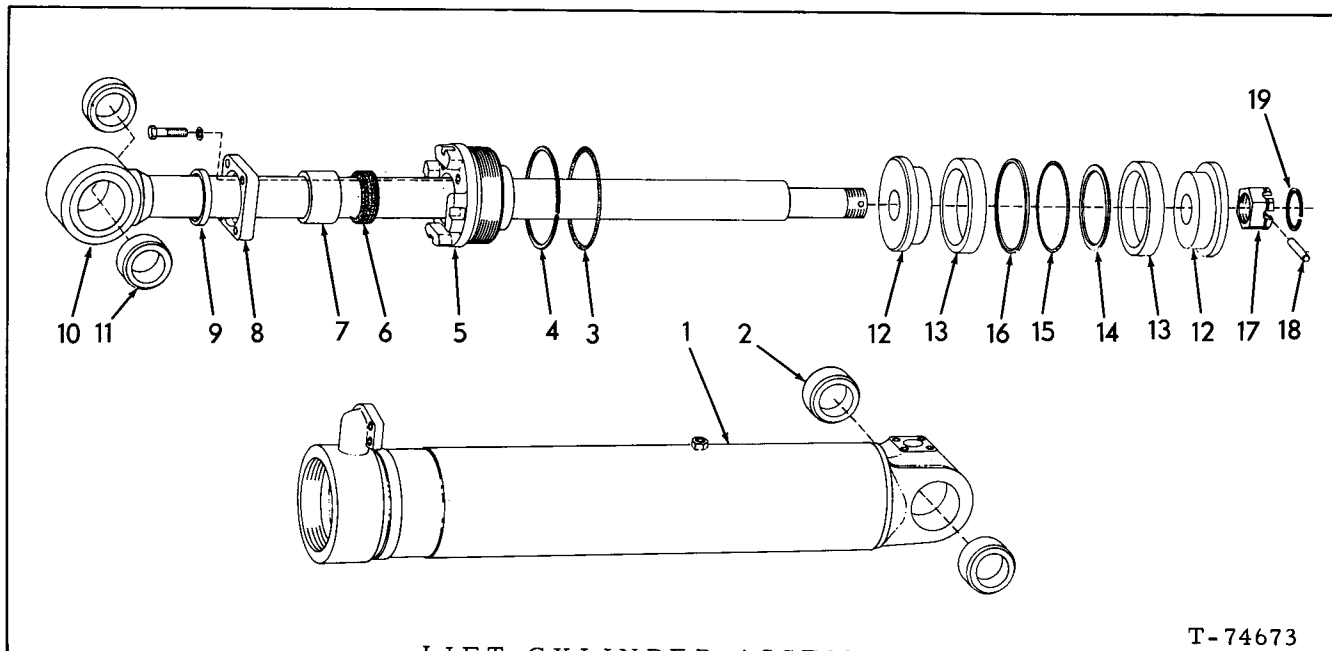
ITEM	PART NO.	QTY. * **	DESCRIPTION
NOTE: Quantities indicated are for one (1) cylinder only			
1	3052513	1 1	TUBE ASSEMBLY, cylinder (Includes item 2)
2	3008156	2 2	BUSHING, cylinder pivot
3	{ 3052842 3054119	1 - - 1	ROD ASSEMBLY, piston } (Each includes item 4)
4	3008156	2 2	BUSHING, piston rod
5	3052942	1 1	□SEAL, piston rod wiping
6	3052034	1 1	PLATE, end
	915987	4 4	CAPSCREW, 1/2"NC x 1-1/2"
	904208	4 4	LOCKWASHER, 1/2"
7	{ 3052845 3052846 3054488	1 - 1 - 4 4	SHIM, rod packing adjustment (.003" thick)(Early units) SHIM, rod packing adjustment (.005" thick)(Early units) □SHIM, rod packing adjustment (.0299" thick) } Use as required
8	{ 3052844 3054487	1 - 1 1	WASHER, piston rod packing (.078" thick)(Early units) WASHER, piston rod packing, outer (.190" thick)(Late units)

(Continued)

LIFT CYLINDER PARTS (Continued)

ITEM	PART NO.	QTY.		DESCRIPTION
		*	**	
9	3052642	1	-	PACKING SET, rod (Early units)
	3054073	-	1	□PACKING SET, rod (Includes wave spring and washer)(Late units)
10	3052644	1	-	BUSHING, cylinder head (Early units)
	3054072	-	1	BUSHING, cylinder head (Late units)
11	3052838	1	1	HEAD, cylinder
12	926715	1	1	□RING, back-up
13	923596	1	1	□O-RING, cylinder head
14	3052994	1	1	□RING, piston (teflon)
15	926820	1	1	□RING, piston (rubber)
16	3052991	1	-	PISTON
	3054095	-	1	PISTON
17	3052992	1	1	□RING, wear
18	926392	1	1	NUT, piston rod (Nylok)
19	3054108	-	1	SPACER, piston rod nut
20	3056486	1	1	REPAIR KIT (Not illustrated)

□Components of item 20



LIFT CYLINDER ASSEMBLY
(Phosphate-ester fluid)

T-74673

USAGE: See page 275

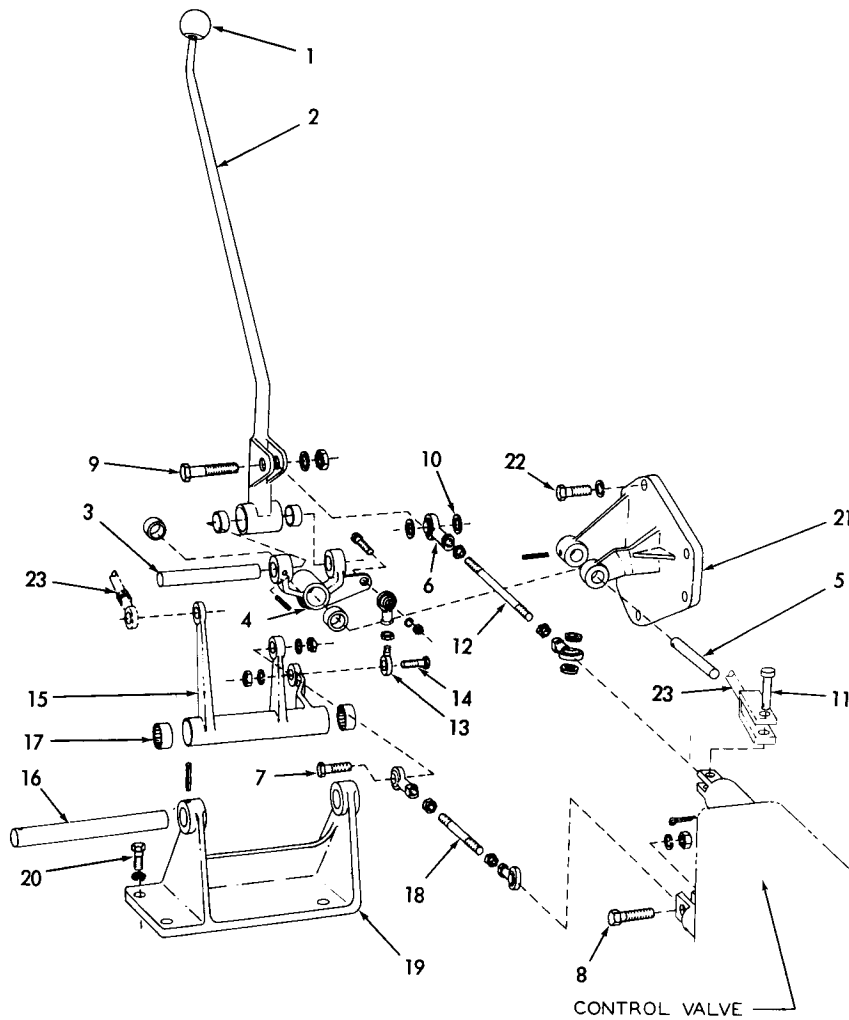
ITEM	PART NO.	QTY.	DESCRIPTION
<u>NOTE:</u> Quantities indicated are for one (1) cylinder only			
-	3052621-4	1	CYLINDER ASSY. (Includes items 1 thru 20)
1	0659030-1	1	TUBE ASSEMBLY, cylinder (Includes item 2)
2	3008156-6	2	BUSHING, cylinder pivot
3	0925788-2	1	O-RING, cylinder head
4	0659047-5	1	ORING, back-up
5	0659087-1	1	HEAD, cylinder
6	3051718-9	1	PACKING SET, rod
7	3051723-9	1	BUSHING, cylinder head
8	3052617-2	1	PLATE, rod packing
	0921556-7	4	CAPSCREW, 1/2"NC x 2"
	0904208-6	4	LOCKWASHER, 1/2"
9	3052620-6	1	OSEAL, piston rod wiping
10	0663633-6	1	ROD ASSEMBLY, piston (Includes item 11)
11	3008156-6	2	BUSHING, piston rod
12	0659012-9	2	PISTON
13	0663629-4	2	ORING, piston
14	0659083-0	1	SPACER, piston ring
15	0925787-4	1	O-RING, piston ring
16	0659088-9	1	ORING, back-up

(Continued)

LIFT CYLINDER ASSEMBLY (Continued)
(Phosphate-ester fluid)

ITEM	PART NO.	QTY.	DESCRIPTION
17	0659086-3	1	NUT, piston rod
18	0659017-8	1	PIN, piston rod nut
19	0659046-7	1	RING, pin retaining
20	3052711-3	1	REPAIR KIT (Consists of items 3, 4, 6, 9, 13, 15 and 16)

□Components of item 20



BUCKET CONTROLS

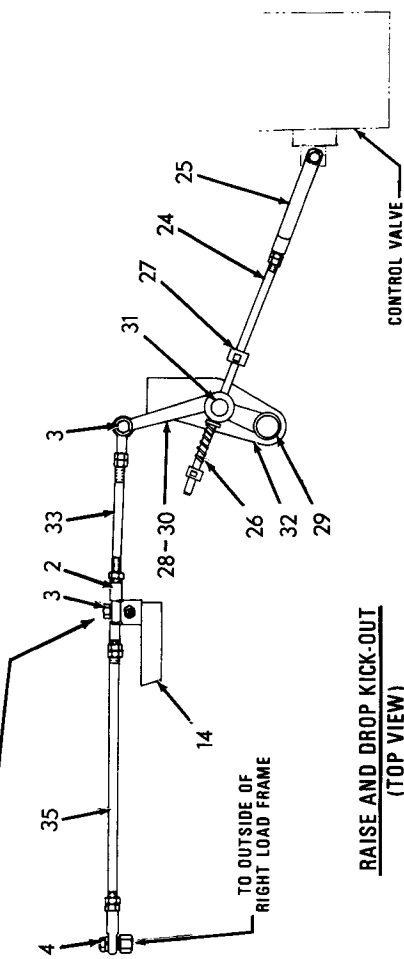
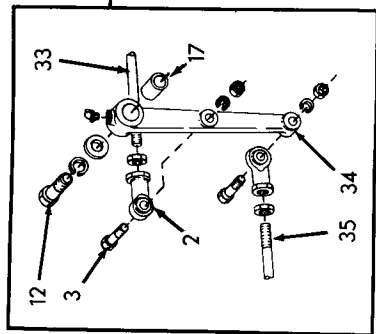
T-73060

ITEM	PART NO.	QTY.	DESCRIPTION
1	090020	1	KNOB, operating lever
2	655423	1	LEVER, operating
3	655418	1	SHAFT, cross, operating lever
	915797	1	PIN, spring, 3/16" x 1-1/4"
4	655428	1	LEVER, pivot
5	656614	1	SHAFT, cross, pivot lever
	915797	1	PIN, spring, 3/16" x 1-1/4"
6	617932	5	END, connecting rod
7	203188	2	CAPSCREW, 3/8"NF x 1-1/2"
8	056590	1	CAPSCREW, 3/8"NF x 1-5/8"
9	035336	1	CAPSCREW, 3/8"NF x 1-3/4"
	904206	4	LOCKWASHER, 3/8"
	911041	4	NUT, 3/8"NF
10	078402	4	WASHER, plain

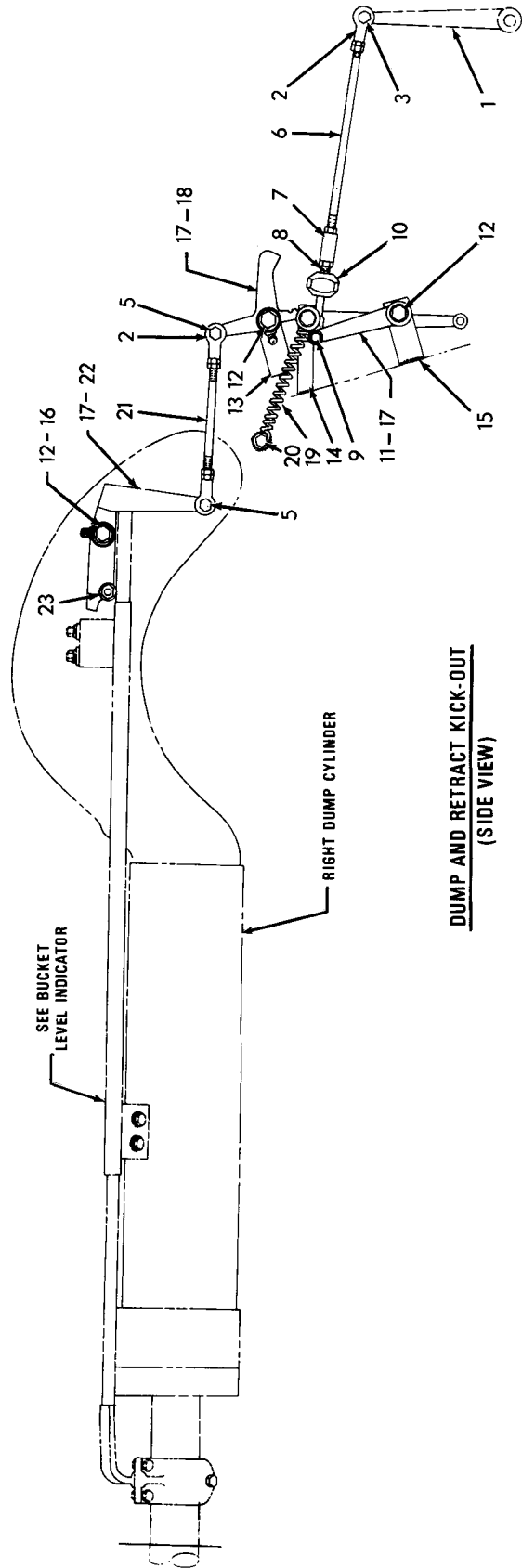
(Continued)

BUCKET CONTROLS (Continued)

ITEM	PART NO.	QTY.	DESCRIPTION
11	658570	1	PIN, control rod (For units equipped with automatic bucket control)
	085038	1	PIN, control rod (Not for units equipped with automatic bucket control)
	900942	1	PIN, cotter, 3/32" x 5/8"
12	655420	1	ROD, connecting, raise and drop valve plunger
	911041	2	NUT, 3/8"NF
13	639916	1	END, rod, dump and retracting bellcrank lever (male end)
14	203188	1	CAPSCREW, 3/8"NF x 1-1/2"
	904206	1	LOCKWASHER, 3/8"
	911041	2	NUT, 3/8"NF
15	655426	1	LEVER, bellcrank, dump and retract (For units equipped with automatic bucket control)
	670462	1	LEVER, bellcrank, dump and retract (Not for units equipped with automatic bucket control)
16	655417	1	SHAFT, cross, bellcrank lever
	915797	1	PIN, spring, 3/16" x 1-1/4"
17	655215	6	BEARING, lever
18	642130	1	ROD, connecting, dump and retracting valve plunger
	911041	2	NUT, 3/8"NF
19	655425	1	BRACKET, bellcrank lever
20	035190	4	CAPSCREW, 1/2"NC x 1-1/2"
	904208	4	LOCKWASHER, 1/2"
21	655424	1	BRACKET, pivot lever
22	044249	4	CAPSCREW, 3/8"NC x 1-1/8"
	904206	4	LOCKWASHER, 3/8"
23	-----	-	ROD, control (See AUTOMATIC BUCKET CONTROLS)



RAISE AND DROP KICK-OUT
(TOP VIEW)



DUMP AND RETRACT KICK-OUT
(SIDE VIEW)

T-73080

AUTOMATIC BUCKET CONTROLS

AUTOMATIC BUCKET CONTROLS

USAGE: Standard on loaders prior to serial No. 1000; special equipment on loaders serial No. 43C01001 and up.

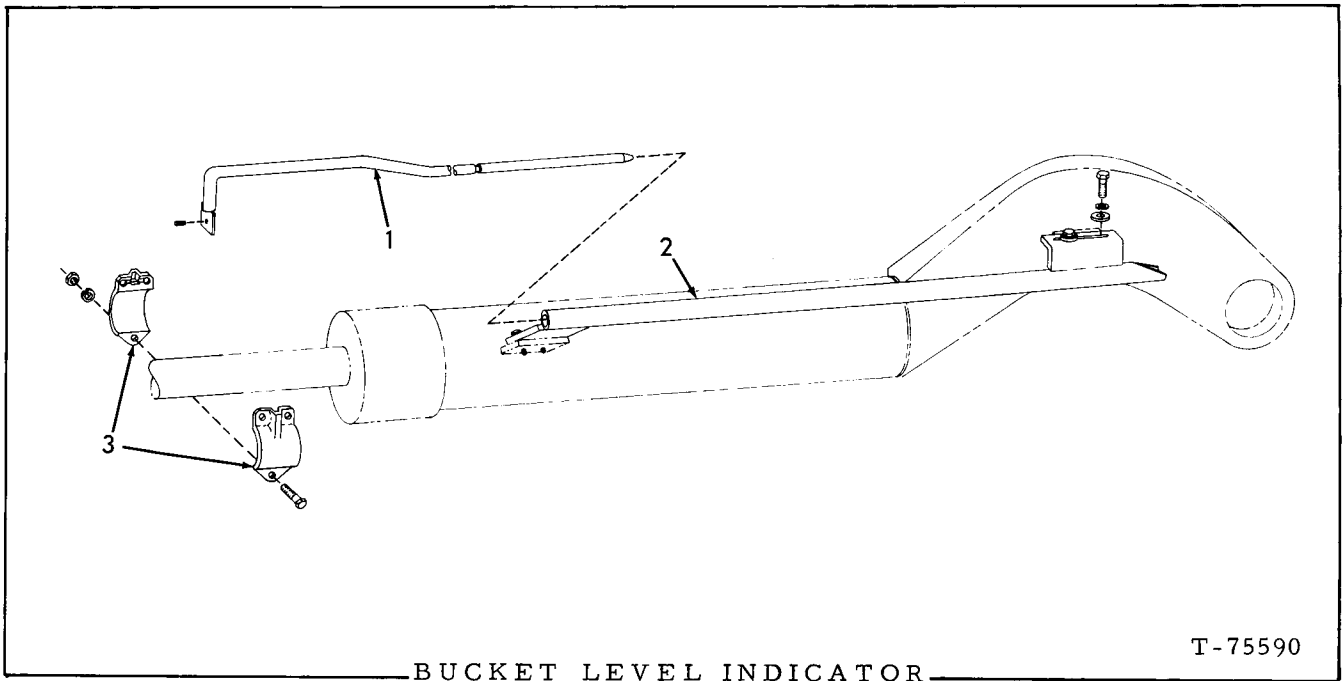
ITEM	PART NO.	QTY.	DESCRIPTION
1	-----	1	LEVER, operating, dump and retract (See BUCKET CONTROLS)
2	617932	7	END, connecting rod
3	921565	4	CAPSCREW, rod end (3/8"NC x 1-1/2")
	910287	4	LOCKWASHER, 3/8"
	911041	4	NUT, 3/8"NC
4	921076	1	CAPSCREW, rod end (3/8"NC x 1-1/4")
	910287	1	LOCKWASHER, 3/8"
5	927157	2	CAPSCREW, rod end (3/8"NC x 1-3/8")
	910287	2	LOCKWASHER, 3/8"
	911026	2	NUT, 3/8"NC
6	655421	1	ROD, control, inside rear
	911041	2	NUT, 3/8"NF
7	082366	1	BLOCK, tapped, rod connecting
8	646054	1	ROD, control, inside rear intermediate
	911041	1	NUT, 3/8"NF
9	078810	1	PIN, yoke, inside rear intermediate control rod
	900942	1	PIN, cotter, 3/32" x 5/8"
10	635156	1	BLOCK, stop, control rod
	900686	1	SETSCREW, sq-hd., cup-pt., 5/16"NC x 7/8"
11	655216	1	LEVER, rear intermediate control rod
	918188	1	FITTING, lubricating, 90°, 1/4" - 28 taper thread
12	924864	4	CAPSCREW, control levers (1/2"NC x 2-1/4")
	677008	4	WASHER, plain, SAE std., 1/2"
13	655936	1	BLOCK, spacing
14	652792	1	BAR, spacing
15	655930	1	BLOCK, spacing
16	654919	1	BLOCK, spacing (Requires welding to dump cylinder)
17	635151	4	BUSHING, control levers
18	635159	1	LEVER, front intermediate control rod
	918188	1	FITTING, lubricating, 90°, 1/4" - 28 taper thread
19	049108	1	SPRING, control lever
20	927235	1	CAPSCREW, control lever spring (5/16"NF x 1/2")
	080942	1	BLOCK, spacing (Requires welding)(Loader unit #1001 and up)
21	655212	1	ROD, control, front intermediate
	911041	2	NUT, 3/8"NF

} Loader units
#1001 and up

(Continued)

AUTOMATIC BUCKET CONTROLS (Continued)

ITEM	PART NO.	QTY.	DESCRIPTION
22	655214	1	LEVER, front control rod
	918188	1	FITTING, lubricating, 90 ^o , 1/4" - 28 taper thread
23	635191	1	FOLLOWER, cam, level indicator rod
	914678	1	LOCKWASHER, 7/16"
	911042	1	NUT, 7/16"NF
24	658576	1	ROD, control, outside rear (Loaders prior to #492)
	664683	1	ROD, control, outside rear (Effective with loader #492)
	911041	1	NUT, 3/8"NF
25	658569	1	YOKE, outside rear control rod
26	641989	1	SPRING, control rod (Effective with loader #492)
	911115	1	WASHER, plain, SAE std., 3/8"
27	635291	2	BOSS, boom stop
	906835	2	SETSCREW, sq-hd., cup-pt., 5/16"NC x 1/2"
28	655207	1	LEVER, control rod
29	655211	1	PIN, control rod lever
	915797	1	PIN, spring, 3/16" x 1-1/4"
30	655215	2	BUSHING, control rod lever
31	635293	1	ROD, pivot, control lever
32	655208	1	BRACKET, control rod lever
	922763	4	CAPSCREW, 3/8"NC x 1"
	910287	4	LOCKWASHER, 3/8"
33	655212	1	ROD, control, outside intermediate
	911041	2	NUT, 3/8"NF
34	657291	1	LEVER, outside front control rod
	918188	1	FITTING, lubricating, 90 ^o , 1/4" - 28 taper thread
35	657290	1	ROD, control, outside front
	911041	2	NUT, 3/8"NF

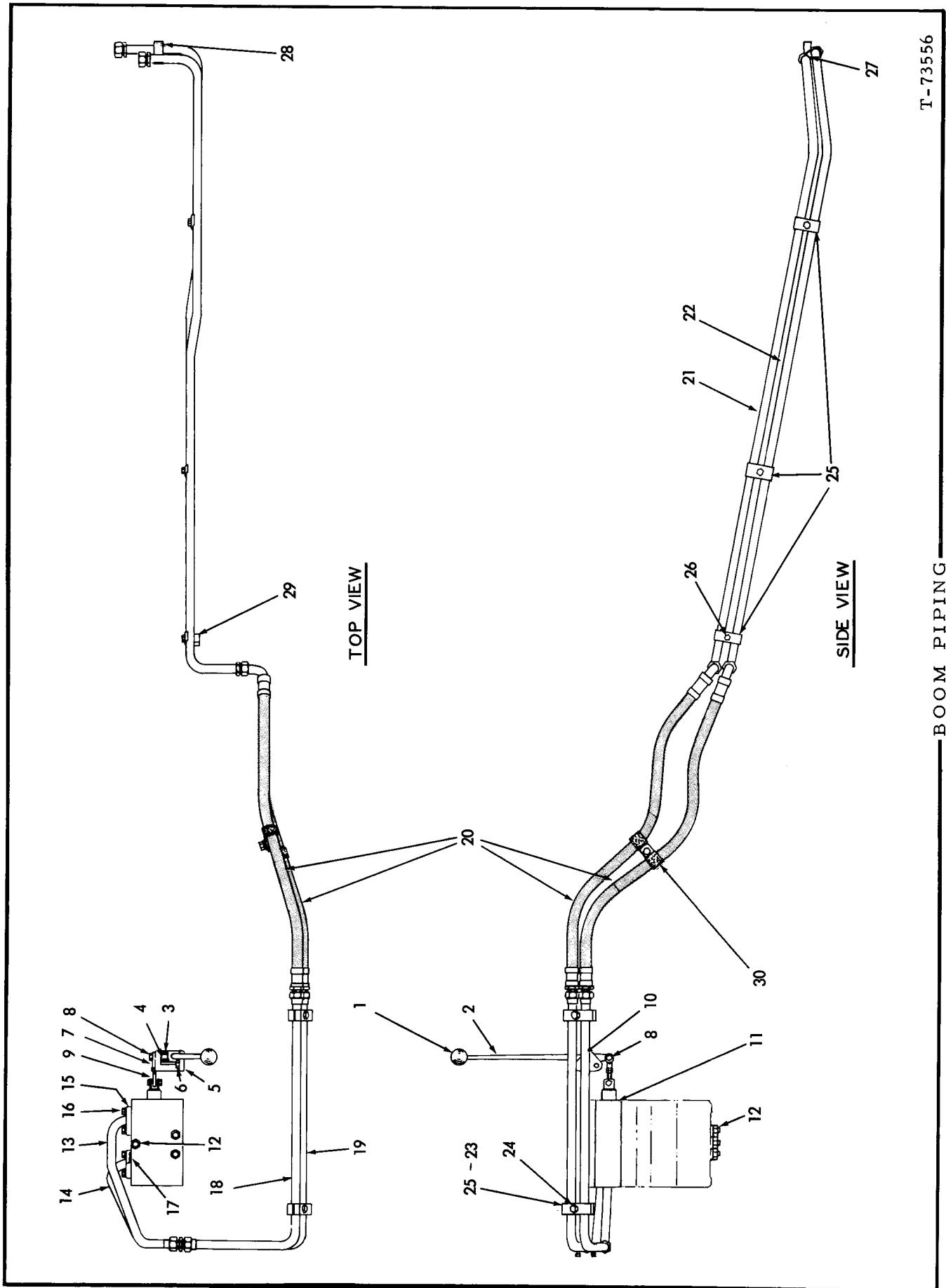


BUCKET LEVEL INDICATOR

T-75590

* Loaders prior to Serial No. 1000
 ** Loaders Serial No. 43C01001 and up

ITEM	PART NO.	QTY.		DESCRIPTION
		*	**	
1	656413	1	-	ROD, control front
	670485	-	1	ROD, level indicator
	916227	1	1	PIN, spring, 1/4" x 1"
2	656416	1	-	TUBE, guide, front control rod
	044249	2	-	CAPSCREW, 3/8"NC x 1-1/8" (rear)
	040382	2	-	CAPSCREW, 3/8"NC x 1-3/8" (front)
	044973	6	-	WASHER, plain
	904206	4	-	LOCKWASHER, 3/8"
	911026	2	-	NUT, 3/8"NC
	670492	-	1	TUBE, guide, indicator rod (Standard)
670655	-	1	TUBE, guide, front control rod (Special)(Used with Automatic Bucket Control)	
3	919224	-	4	CAPSCREW, 3/8"NC x 1-1/8"
	904206	-	4	LOCKWASHER, 3/8"NC
	044973	-	4	WASHER, plain
	636687	2	2	CLAMP, supporting, guide tube
	036039	3	-	CAPSCREW, 3/8"NF x 1-3/8"
	919225	-	3	CAPSCREW, 3/8"NC x 1-3/8"
	904206	3	3	LOCKWASHER, 3/8"
911041	3	-	NUT, 3/8"NF	
911026	-	3	NUT, 3/8"NC	



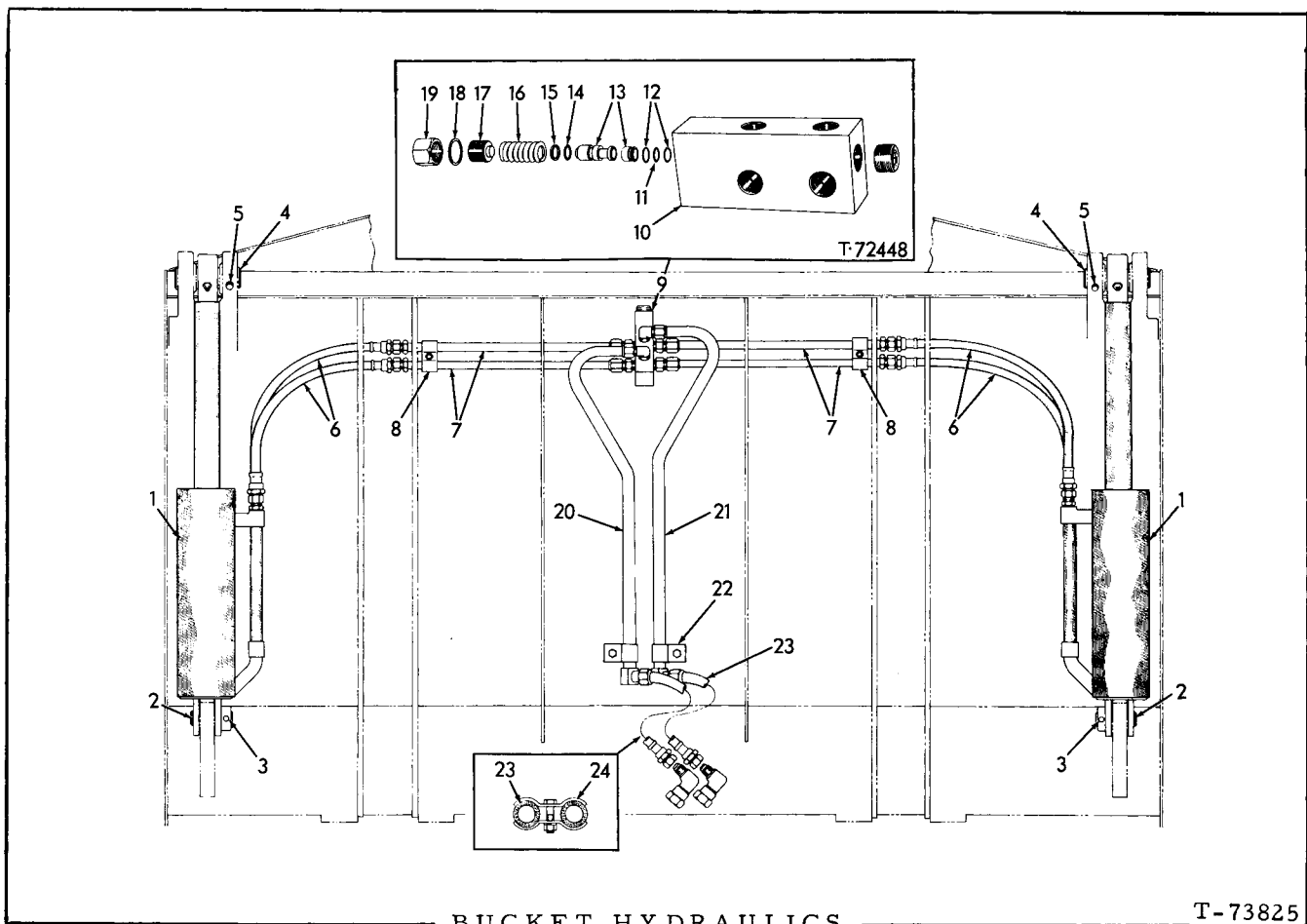
T-73556

BOOM PIPING

BOOM PIPING

USAGE: Special equipment. For units with multi-purpose bucket or other front mounted auxiliary equipment.

ITEM	PART NO.	QTY.	DESCRIPTION
1	090020	1	KNOB, operating lever
2	655725	1	LEVER, valve operating
3	655215	2	BEARING, needle, lever
4	655712	1	SHAFT, cross, lever
	915989	1	PIN, spring, 3/16" x 1-3/8"
5	655718	1	BRACKET, lever
6	920582	2	CAPSCREW, 1/2"NC x 1-1/4"
	912441	2	LOCKWASHER, 1/2"
7	617932	1	END, rod (female)
8	036039	1	CAPSCREW, 3/8"NF x 1-3/8"
	904206	1	LOCKWASHER, 3/8"
	911041	1	NUT, 3/8"NF
9	639916	1	END, rod (male)
	911041	1	NUT, 3/8"NF
10	056590	1	CAPSCREW, 3/8"NF x 1-5/8"
	904206	1	LOCKWASHER, 3/8"
	911041	1	NUT, 3/8"NF
11	655713	1	VALVE ASSEMBLY (See page 250 for parts)
12	659586	3	STUD (5/8"NC x 15-3/4")
	659494	6	WASHER, plain
	668231	6	NUT, 5/8"NC
13	655006	1	TUBE, upper, rear section
14	655016	1	TUBE, lower, rear section
15	921117	4	FLANGE, tube (half only)
16	921569	8	CAPSCREW, 7/16"NC x 1-1/4"
	914678	8	LOCKWASHER, 7/16"
17	924192	2	O-RING, tube seal (1-3/4" O. D.)
18	655723	1	TUBE, upper, rear intermediate section
	921467	1	CAP, flare type, 1/4" tube
19	655717	1	TUBE, lower, rear intermediate section
	921467	1	CAP, flare type, 1/4" tube
20	655716	2	HOSE (See HOSE PARTS)
21	655721	1	TUBE, upper, front section
	922195	1	CAP, flare type, 1" tube
22	657675	1	TUBE, lower, front section
	922195	1	CAP, flare type, 1" tube
23	625540	2	BLOCK, tube clamping
24	035018	2	CAPSCREW, 1/2"NF x 1-1/2"
	904208	2	LOCKWASHER, 1/2"
25	3016323	4	CLAMP, front tubes
26	922300	4	CAPSCREW, 3/8"NC x 3/4"
	910287	4	LOCKWASHER, 3/8"
27	646631	4	NUT, (Requires welding to install)
28	655714	1	BLOCK, tube spacing
29	655715	1	BLOCK, tube spacing
			} Requires welding to boom
30	095869	2	CLIP, hose supporting (1-1/4" diam., 17/32" bolt-hole)
	921175	1	CAPSCREW, 1/2"NC x 1"
	677008	1	WASHER, plain,
	911028	1	NUT, 1/2"NC

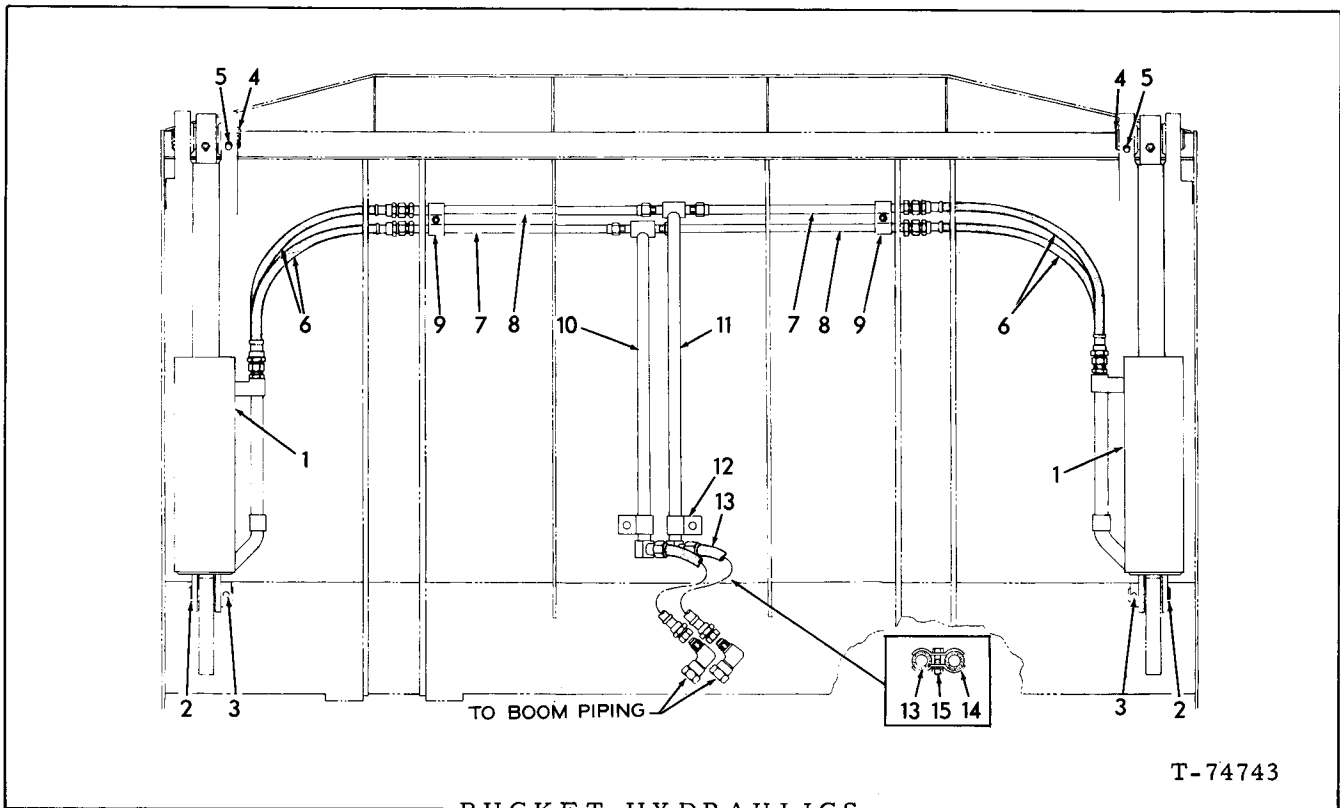


USAGE: Special equipment. For units with multi-purpose bucket prior to November 1967.

ITEM	PART NO.	QTY.	DESCRIPTION
1	-----	2	CYLINDER ASSEMBLY, clam operating (See page 294 for parts)
2	663354	2	PIN, clam cylinder, lower
3	663455 900806	2 2	PIN, retaining, cylinder lower pin PIN, cotter, 1/8" x 1"
4	663355	2	PIN, clam cylinder, upper
5	663456 900806	2 2	PIN, retaining, cylinder upper pin PIN, cotter, 1/8" x 1"
6	663459 919342	4 4	HOSE, clam cylinder (See HOSE PARTS) CONNECTOR, flare type, 3/4" tube, 3/4"NPT male
7	663358 919615	4 4	TUBE, horizontal CONNECTOR, flare type, 3/4" tube, 1/2"NPT male
8	654125 911026 904206	2 2 2	CLAMP, supporting, horizontal tubes NUT, 3/8"NC LOCKWASHER, 3/8"
9	654123	1	VALVE ASSEMBLY, safety (Consists of items 10 thru 19)
10	----- 908944	1 1	BODY, relief valve (Not serviced separately) PLUG, hex-socket, 1/2"NPT
11	654133	1	O-RING, relief valve seat (Continued)

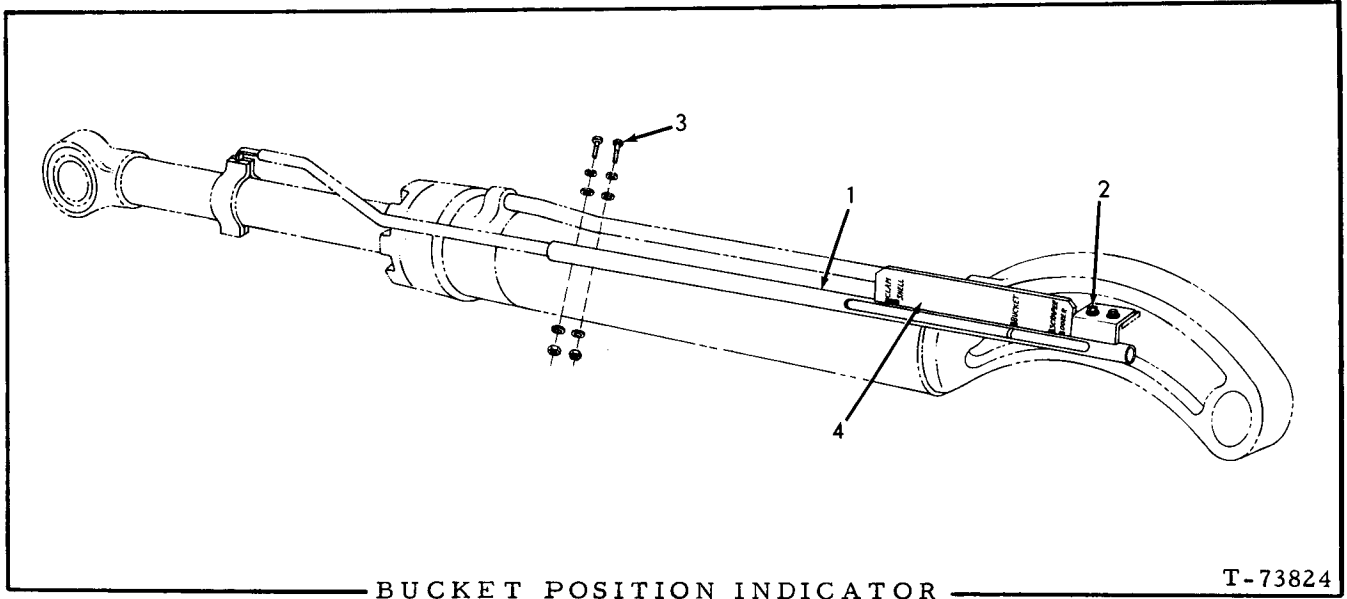
BUCKET HYDRAULICS (Continued)

ITEM	PART NO.	QTY.	DESCRIPTION
12	654257	2	RING, back-up, valve seat o-ring
13	657204	1	PLUNGER ASSEMBLY, relief valve (Includes seat)
14	654033	1	O-RING, relief valve plunger
15	656895	1	RING, back-up , plunger o-ring
16	656896	1	SPRING, relief valve
17	656897	1	SCREW, relief valve adjustment
18	656898	1	GASKET, relief valve cap
19	656899	1	CAP, relief valve screw
20	663360	1	TUBE, vertical, left side
	920751	1	ELBOW, flare type, 90°, 3/4" tube, 1/2"NPT male
21	663359	1	TUBE, vertical, right side
	920751	1	ELBOW, flare type, 90°, 3/4" tube, 1/2"NPT male
22	654256	2	CLAMP, supporting, vertical tubes
	916271	2	CAPSCREW, 3/8"NC x 1"
	904206	2	LOCKWASHER, 3/8"
23	663458	2	HOSE, bucket lines to boom lines (See HOSE PARTS)
	919625	2	ELBOW, swivel, flare type, 90°, 1" tube
24	625221	2	CLAMP, hose supporting, bucket lines to boom lines
	916315	1	CAPSCREW, 1/2"NC x 2-1/4"
	904208	1	LOCKWASHER, 1/2"
	911028	1	NUT, 1/2"NC



USAGE: Special equipment. For units with multi-purpose bucket effective November 1967.

ITEM	PART NO.	QTY.	DESCRIPTION
1	-----	2	CYLINDER ASSEMBLY, clam operating (See page 294 for parts)
2	0663354-9	2	PIN, clam cylinder, lower
3	0663455-4 0900806-1	2 2	PIN, retaining, cylinder lower pin PIN, cotter, 1/8" x 1"
4	0663355-6	2	PIN, clam cylinder, upper
5	0663456-2 0900806-1	2 2	PIN, retaining, cylinder upper pin PIN, cotter, 1/8" x 1"
6	0663459-6 0919342-6	4 4	HOSE, clam cylinder (See HOSE PARTS) CONNECTOR, flare type, 3/4" tube, 3/4"NPT male
7	0665512-0	2	TUBE ASSEMBLY, horizontal, short (Includes nut)
8	0665511-2	2	TUBE ASSEMBLY, horizontal, long (Includes nut)
9	0654125-4 0911026-3 0904206-0	2 2 2	CLAMP, supporting, horizontal tubes NUT, 3/8"NC LOCKWASHER, 3/8"
10	0665509-6	1	TUBE, vertical, left side
11	0665510-4	1	TUBE, vertical, right side
12	0654256-7 0916271-0 0904206-0	2 2 2	CLAMP, supporting, vertical tubes CAPSCREW, 3/8"NC x 1" LOCKWASHER, 3/8"
13	0663458-8 0919625-4	2 2	HOSE, bucket lines to boom lines (See HOSE PARTS) ELBOW, swivel, flare type, 90°, 1" tube
14	0625221-7 0916315-5 0904208-6 0911028-9	2 1 1 1	CLAMP, hose supporting, bucket lines to boom lines CAPSCREW, 1/2"NC x 2-1/4" LOCKWASHER, 1/2" NUT, 1/2"NC

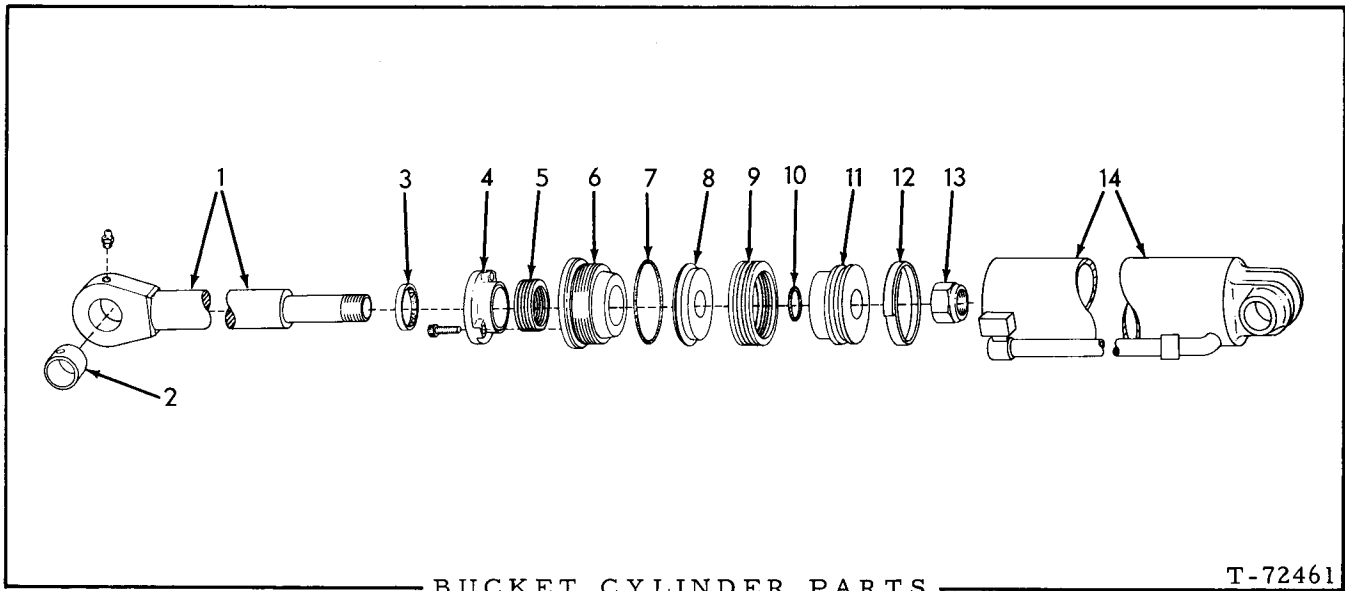


BUCKET POSITION INDICATOR

T-73824

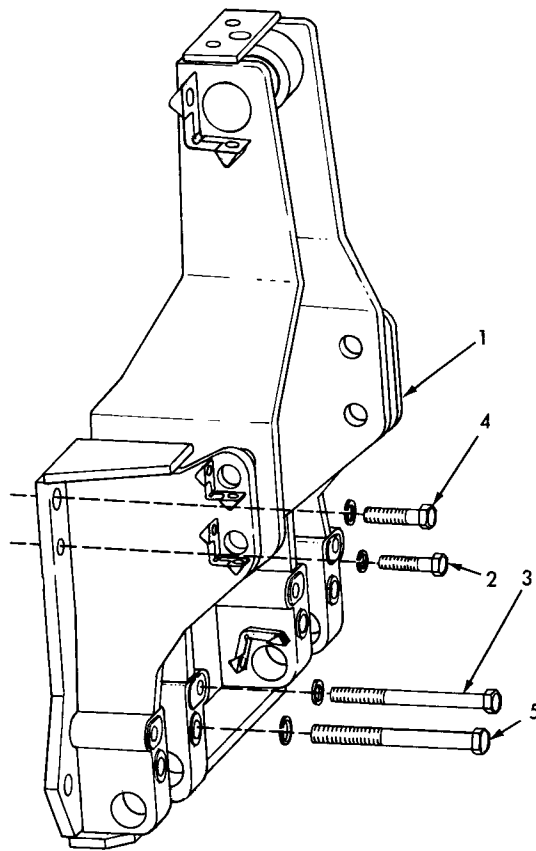
USAGE: Special equipment. For units with multi-purpose bucket.

ITEM	PART NO.	QTY.	DESCRIPTION
1	0664648-3	1	TUBE, guide, indicator rod (Replaces standard TUBE 0656416-5) (Used prior to Unit #1001)
	0678982-0	1	TUBE, guide, indicator rod (Replaces standard TUBE 0670492-8) (Unit # 1001 and up)
2	0044249-1	2	CAPSCREW, 3/8"NC x 1-1/8"
3	0040382-4	2	CAPSCREW, 3/8"NC x 1-3/8"
	0044973-6	6	WASHER, plain
	0904206-0	4	LOCKWASHER, 3/8"
	0911026-3	2	NUT, 3/8"NC
4	0664646-7	1	TRANSFER, position indication(2" x 12-1/2")



USAGE: See page 290 and 292

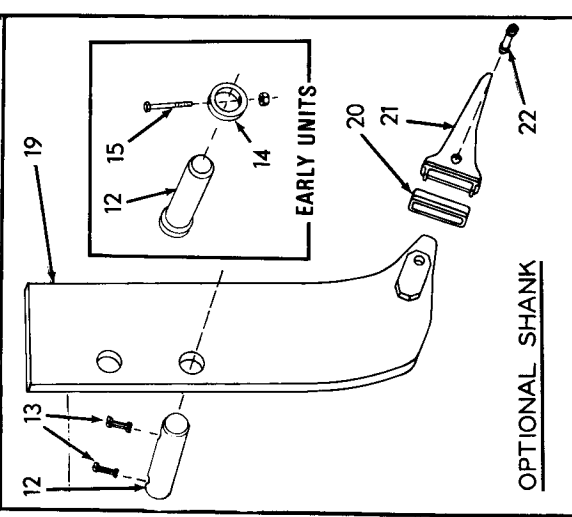
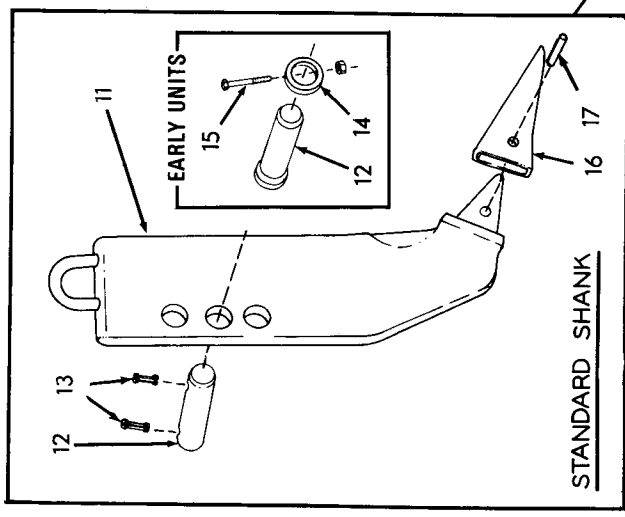
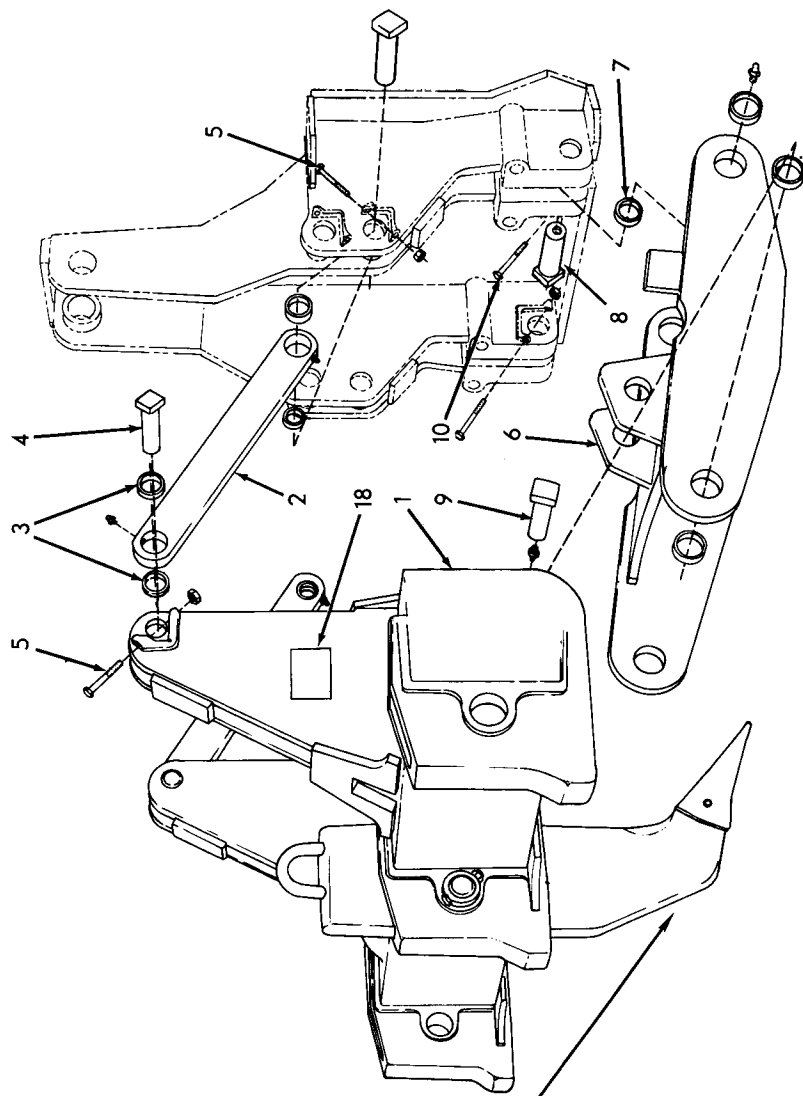
ITEM	PART NO.	QTY.	DESCRIPTION
-	0663269-9	2	CYLINDER ASSY. (Includes items 1 thru 14)
1	0663231-9	2	ROD, piston
	0914465-0	2	FITTING, lubricating, straight, 1/8"NPT
2	0663283-0	2	BUSHING, piston rod
3	0652890-5	2	SEAL, wiper, piston rod
4	0654169-2	2	FLANGE, piston rod packing
	0924796-6	6	CAPSCREW, Nylok, 3/8"NF x 1"
5	0654168-4	2	PACKING SET, piston rod
6	0663282-2	2	HEAD, cylinder
7	0923856-9	2	O-RING, cylinder head
8	0663229-3	2	PISTON, upper half
9	0663228-5	2	PACKING SET, piston
10	0923664-7	2	O-RING, lower piston
11	0663216-0	2	PISTON, lower half
12	0663227-7	2	RING, wear, lower piston
13	0917778-3	2	NUT, piston rod (1-1/2"NF)
14	0663230-1	2	TUBE, cylinder



T-73568

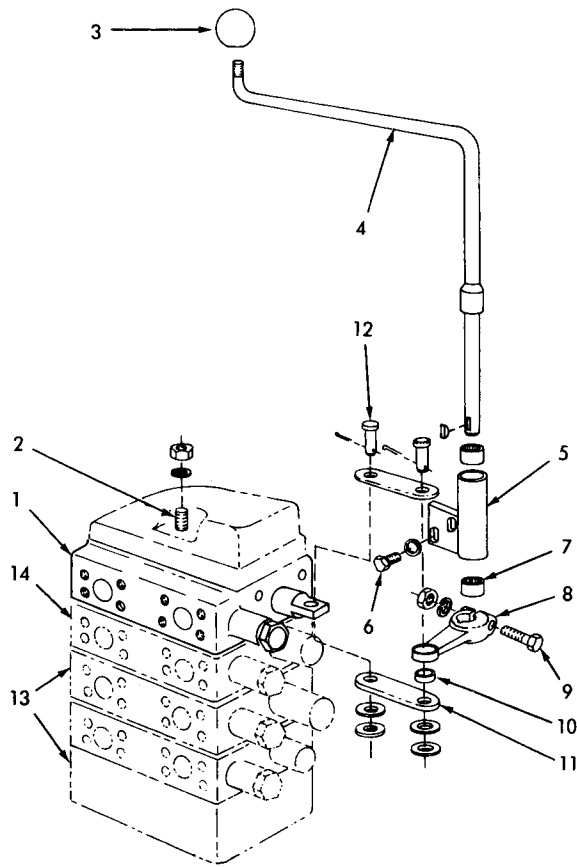
RIPPER MOUNTING FRAME

ITEM	PART NO.	QTY.	DESCRIPTION
1	0656383-7	1	FRAME, mounting
2	0922175-5	2	CAPSCREW, 1"NF x 4"
3	0927621-3	4	CAPSCREW, 1"NF x 11-3/4"
	0914728-1	6	LOCKWASHER, 1"
4	0926856-6	6	CAPSCREW, 1-1/4"NF x 4"
5	0926241-1	4	CAPSCREW, 1-1/4"NF x 12-1/4"
	0914730-7	10	LOCKWASHER, 1-1/4"



TOOL BAR AND LINKAGE

ITEM	PART NO.	QTY.	DESCRIPTION
1	0656460-3	1	BAR, tool
2	0656345-6	2	STRUT ASSEMBLY, upper (Includes item 3)
	0914465-0	4	FITTING, lubricating, straight, 1/8"NPT
3	0656343-1	8	BUSHING, upper strut
4	0656326-6	4	PIN, upper strut
5	0917599-3	4	CAPSCREW, retaining, upper strut pin
	0915972-4	4	NUT, elastic stop, 1/2"NC
6	0656355-5	1	BEAM ASSEMBLY, lower (Includes item 7)
7	0656346-4	8	BUSHING, lower beam
8	0648944-7	2	PIN, lower beam, rear
	0912497-5	2	FITTING, lubricating, straight, 1/4"NPT
9	0656327-4	2	PIN, lower beam, front
	0912497-5	2	FITTING, lubricating, straight, 1/4"NPT
10	0918394-8	4	CAPSCREW, retaining, lower beam pins (5/8"NC x 7")
	0914501-2	4	NUT, elastic stop, 5/8"NC
11	0656329-0	3	SHANK, ripper tooth
12	0671944-7	3	PIN, shank retaining (late units)
	0656324-1	3	PIN, shank retaining (early units)
13	0666983-2	6	PIN, shank retaining pin (late units)
14	0656330-8	3	COLLAR, shank pin
15	0070934-5	3	CAPSCREW, 5/8"NC x 4" } Early units
	0914501-2	3	NUT, elastic stop, 5/8"NC
16	0656328-2	3	TOOTH, ripper shank
17	0924711-5	3	PIN, ripper tooth (Spirol, 5/8" x 3-1/2")
18	0662243-5	1	TRANSFER, installation torque data
<p><u>NOTE:</u> Items listed below comprise the severe-service shank available as optional equipment.</p>			
19	0660300-5	3	SHANK ASSEMBLY (Includes items 20 thru 22)
20	0660302-1	3	COLLAR, ripper tooth
21	0660301-3	3	TOOTH, ripper shank
22	0660303-9	3	PIN, tooth retaining



RIPPER VALVE AND CONTROLS

T-76464

USAGE: Special equipment. Provides hydraulic outlet for operation of ripper or other rear-mounted auxiliary equipment.

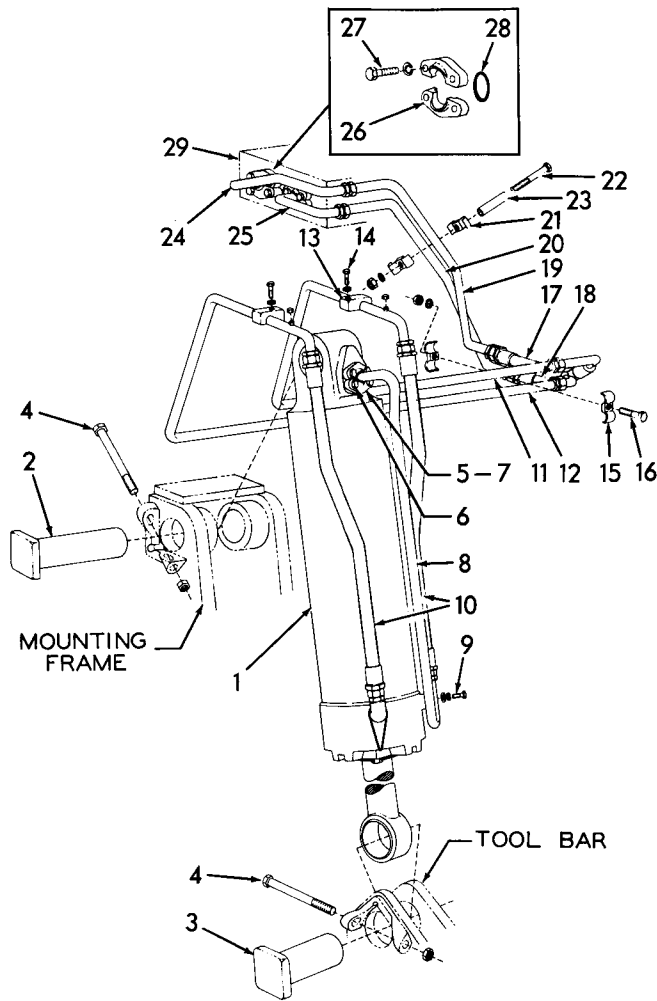
* For units without special boom piping
 ** For units with special boom piping

ITEM	PART NO.	QTY.	DESCRIPTION
		* **	
1	0655655-9	1 1	VALVE ASSY., control (See page 250)
2	0659586-2	3 -	STUD (5/8"NC x 15-3/4")
	0659587-0	- 3	STUD (5/8"NC x 18-3/4")
	0659494-9	6 6	WASHER, plain
	0668231-4	6 6	NUT, 5/8"NC
3	0090020-9	1 1	KNOB, operating lever
4	0655411-7	1 -	LEVER, operating
	0655412-5	- 1	LEVER, operating
5	0655676-5	1 1	BRACKET, operating lever
6	0921076-6	2 2	CAPSCREW, 3/8"NC x 1-1/4"
	0677006-9	2 2	WASHER, plain

(Continued)

RIPPER VALVE AND CONTROLS (Continued)

ITEM	PART NO.	QTY. * **	QTY. * **	DESCRIPTION
7	0655215-2	2	2	BEARING, needle, lever bracket
8	0655680-7	1	1	LEVER, control valve (Includes item 10)
	0921396-8	1	1	KEY, #213 woodruff, 1/8" x 3/8"
9	0922286-0	1	1	CAPSCREW, 5/16"NF x 1-5/8"
	0910287-2	1	1	LOCKWASHER, 5/16"
	0911025-5	1	1	NUT, 5/16"NF
10	0049988-9	1	1	BUSHING, valve lever
11	0655654-2	2	2	LINK, control valve
12	0094317-5	2	2	PIN, valve link
	0910244-3	4	4	WASHER, plain, SAE std., 1/2"
	0900806-1	2	2	PIN, cotter, 1/8" x 1"
13	-----	1	1	VALVE ASSY. (See HYDRAULIC TANK AND CONTROL VALVE)
14	-----	-	1	VALVE ASSY. (See BOOM PIPING)



RIPPER CYLINDER PIPING

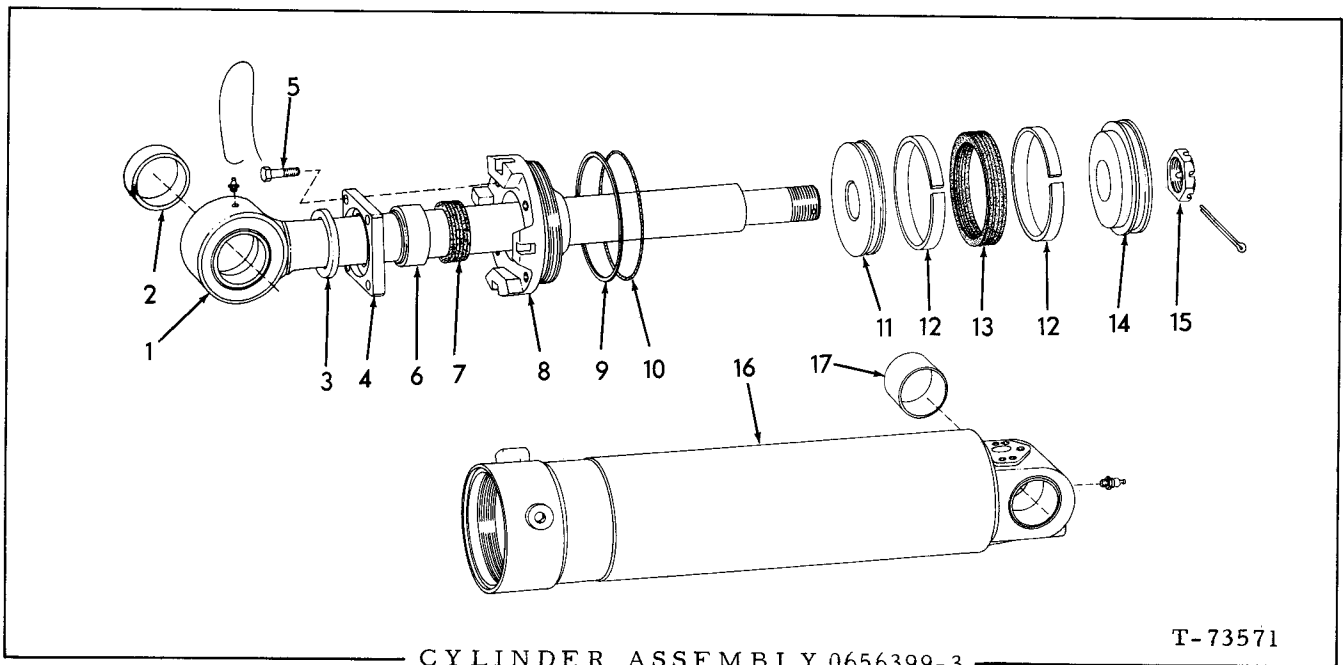
T-76922

ITEM	PART NO.	QTY.	DESCRIPTION
1	0656399-3	1	CYLINDER ASSEMBLY (See page 302)
2	0648172-5	1	PIN, cylinder attachment, upper
3	0648173-3	1	PIN, cylinder attachment, lower
4	0927181-8	2	CAPSCREW, pin retaining
	0914501-2	2	NUT, elastic stop, 5/8"NC
5	0921116-0	2	FLANGE, drop line hose (half only)
6	0915228-1	4	CAPSCREW, 3/8"NF x 1-1/4"
	0904206-0	4	LOCKWASHER, 3/8"
7	0924200-9	1	O-RING, drop line hose
8	0655015-6	1	TUBE, cylinder, drop line
9	0920603-8	1	CAPSCREW, 1/2"NF x 1-1/8"
	0904208-6	1	LOCKWASHER, 1/2"
	0064531-7	1	WASHER, plain

(Continued)

RIPPER CYLINDER AND PIPING (Continued)

ITEM	PART NO.	QTY.	DESCRIPTION
10	0654778-0	2	HOSE, rear (See HOSE PARTS)
	0919064-6	1	CONNECTOR, flare type, 1"tube, 1"NPT male
11	0655012-3	1	TUBE, drop line, rear section
	0921467-7	1	CAP, flare type, 1/4" tube
12	0655014-9	1	TUBE, raise line, rear section
	0921467-7	1	CAP, flare type, 1/4" tube
13	0660745-1	2	CLAMP, tube supporting
14	0916420-3	2	CAPSCREW, 1/2"NF x 2-1/4"
	0904208-6	2	LOCKWASHER, 1/2"
15	0635229-8	2	CLAMP, tube supporting
16	0919224-6	1	CAPSCREW, 3/8"NC x 1-1/8"
	0904206-0	1	LOCKWASHER, 3/8"
	0911026-3	1	NUT, 3/8"NC
17	0654779-8	1	HOSE, drop line, front (See HOSE PARTS)
18	0660794-9	1	HOSE, raise line, front (13-3/8" long)(Units without special boom piping)
	0666739-8	1	HOSE, raise line, front (12-1/8" long)(Units with special boom piping)
19	0655011-5	1	TUBE, drop line, intermediate section
20	0655013-1	1	TUBE, raise line, intermediate section
21	0624931-2	2	CLAMP, tube supporting
22	0919232-9	1	CAPSCREW, 1/2"NC x 4-3/4" (Not for units with special boom piping)
	0916318-9	1	CAPSCREW, 1/2"NC x 3-1/4" (Units with special boom piping only)
	0064531-7	1	WASHER, plain
	0904208-6	1	LOCKWASHER, 1/2"
	0911028-9	1	NUT, 1/2"NC
23	0613231-0	1	BLOCK, spacing, tube clip (Not for units with special boom piping)
24	0655006-5	1	TUBE, drop line, front section (Not for units with special boom piping)
	0655057-8	1	TUBE, drop line, front section (Units with special boom piping only)
25	0655016-4	1	TUBE, raise line, front section
26	0921117-8	4	FLANGE, attaching, control valve tubes (half only)
27	0921569-0	8	CAPSCREW, 7/16"NC x 1-1/4"
	0914678-8	8	LOCKWASHER, 7/16"
28	0924192-8	2	O-RING, valve tubes
29	-----	1	VALVE, control (See page 298)



CYLINDER ASSEMBLY 0656399-3

T-73571

USAGE: See page 300

ITEM	PART NO.	QTY.	DESCRIPTION
1	0656394-4 0914465-0	1 1	ROD ASSEMBLY, piston (Includes item 2) FITTING, lubricating, straight, 1/8"NPT
2	3008156-6	2	BUSHING, piston rod
3	0227072-6	1	SEAL, wiping, piston rod
4	3012753-4	1	PLATE, packing adjustment
5	0035814-3 0023756-0	4 1	CAPSCREW, drilled-hd., 1/2"NC x 1-3/4" WIRE, locking, 1/16" x 26"
6	0626553-2	1	BUSHING, piston rod packing
7	3008144-2	1	PACKING SET, piston rod
8	3012756-7	1	HEAD, cylinder
9	3012554-6	1	RING, back-up, cylinder head O-ring
10	0924166-2	1	O-RING, cylinder head
11	3008158-2	1	PISTON, front
12	3008159-0	2	RING, piston bearing
13	3008160-8	1	PACKING SET, piston
14	3008165-7	1	PISTON, rear
15	0922271-2 0911699-7	1 1	NUT, piston rod PIN, cotter, 3/8" x 3-1/4"
16	0656398-5 0914465-0	1 1	CYLINDER ASSEMBLY (Includes item 17) FITTING, lubricating, straight, 1/8"NPT
17	3008156-6	2	BUSHING, cylinder

NUMERICAL INDEX

Part No.	Page	Part No.	Page	Part No.	Page	Part No.	Page
0012561-7..183, 185		0048922-9..224		0059619-7..182, 184		0073647-0..99, 100	
0012767-0..145, 183, 185		0049108-4..159, 285		0059738-5..188		0074452-4..210, 226	
0012992-4..81, 141, 127		0049918-6..145		0059739-3..188		0074487-0..173, 175	
0013058-3..73THRJ 271		0049988-9..157, 160, 299		0059740-1..188		0074740-2..182, 184	
0013238-1..230, 231		0049993-9..160		0059741-9..188		0074790-7..58	
0021527-7..135		0050214-6..139		0059742-7..187		0075053-9..135	
0023176-1..223		0050292-2..113		0059876-3..106		0075535-5..220, 222	
0023465-8..142, 171		0050433-2..159		0061528-6..221, 223		0075769-0..68	
0023618-2..187		0050442-3..130		0061631-8..38		0075770-8..68	
0023633-1..13THRJ 246		0050543-8..239		0061689-6..40THRJ 231		0075771-6..67	
0023756-0..139, 302		0050594-1..135		0061702-7..230, 231		0075950-6..106	
0033074-6..159		0050595-8..135		0063222-4..55		0076140-3..221, 223	
0033182-7..246		0050748-3..141, 157		0064377-5..135		0076461-3..106	
0033288-2..143THRJ 185		0051112-1..173		0064531-7..41THRJ 301		0076469-6..209	
0033751-9..153		0051121-2..173, 175		0064810-5..199, 231		0076572-7..209	
0034042-2..175, 181		0051124-6..173, 175		0065513-4..187		0077285-5..173, 175	
0034043-0..175, 181		0051311-9..213		0065785-8..92		0077286-3..173, 175	
0034076-0..206		0051623-7..177, 179, 181		0066251-0..68		0077287-1..173, 175	
0034440-8..226		0051629-4..177, 179		0066252-8..68		0077309-3..157	
0035014-0..177, 181		0051798-7..188		0066253-6..67		0078314-2..106	
0035018-1..81THRJ 289		0051959-5..177, 179, 181		0066255-1..68		0078402-5..282	
0035061-1..91THRJ 188		0052070-0..145		0066261-9..67		0078620-2..55	
0035068-0..127, 160		0052077-5..164		0066467-2..215		0078810-9..51THRJ 285	
0035073-6..99THRJ 169		0052191-4..209		0066517-4..67		0080942-6..285	
0035167-6..106		0052444-7..145		0066604-0..209		0081405-3..177, 179, 181	
0035190-8..51THRJ 283		0052639-2..160		0066692-5..173, 175		0081406-1..177, 179, 181	
0035220-3..91THRJ 147		0052642-0..160		0066794-9..204, 230, 231		0081787-4..143	
0035221-1..39THRJ 176		0052669-9..160, 161		0066872-3..69		0082189-2..41	
0035236-9..51THRJ 245		0052976-8..135		0066873-1..69		0082343-5..119	
0035244-3..41THRJ 214		0052977-6..135		0066374-9..69		0082366-0..285	
0035250-0..31THRJ 191		0053243-2..160		0066875-6..69		0082915-0..169	
0035278-1..129, 160		0053616-9..129THRJ 268		0066876-4..69		0082937-4..58	
0035336-7..282		0053667-2..59		0067110-7..226		0083209-7..177, 179	
0035420-9..230, 231		0054073-2..99, 100		0067112-3..226		0083212-1..173	
0035423-3..175		0054890-9..143THRJ 183		0067137-0..177, 179		0083617-1..167	
0035439-9..52THRJ 192		0055457-6..276		0067141-2..177, 179, 181		0083987-8..222, 223, 227	
0035525-5..136		0055589-6..224		0067251-9..183, 185		0084236-9..145	
0035541-2..235		0056099-5..59		0067253-5..183, 185		0084271-6..143	
0035712-9..92, 119		0056100-1..59		0067566-0..105		0084277-3..145	
0035718-6..151, 152		0056261-1..171		0067680-9..137		0084278-1..145	
0035733-5..192, 255, 271		0056320-5..271		0067884-7..75		0084289-8..145	
0035793-9..139, 140		0056362-7..99		0067916-7..81		0084297-1..142	
0035814-3..302		0056513-5..140		0068017-3..97		0084299-7..145	
0035916-6..209		0056585-3..177, 179, 181		0068387-6..160		0084303-7..143	
0035942-2..161		0056590-3..282, 289		0068623-8..66		0084311-0..143	
0035979-4..92		0056721-4..157		0068875-4..68		0084312-8..143	
0036032-1..128		0056793-3..139		0068876-2..68		0084313-6..143	
0036034-7..73, 128		0056895-6..171		0068878-8..68		0084319-3..141	
0036039-6..127, 287, 289		0056969-9..145		0068879-6..68		0084337-5..143	
0037000-7..135		0056970-7..145		0068881-2..68		0084432-4..143, 145	
0040382-4..51THRJ 293		0056971-5..145		0069030-0..143		0084895-2..209	
0040475-6..139		0057003-6..141		0069106-3..143		0084903-4..141	
0040981-3..220, 221		0057004-4..141		0069164-2..68		0084904-2..141	
0041250-2..96, 271		0057005-1..140		0069328-3..142, 179		0084905-9..141	
0041917-6..97, 105		0057006-9..140		0069441-4..142		0085038-8..91, 283	
0042373-0..177, 181		0057196-8..159		0069614-6..145		0085452-1..97, 211	
0042898-7..177, 181		0058702-2..143		0069615-3..145		0085680-7..209	
0043024-9..209		0058793-1..95, 97, 213		0070272-0..204		0085918-1..106	
0043491-0..182, 184		0058796-4..145		0070285-2..183, 185		0086238-3..93	
0043881-2..160		0058806-1..145		0070299-3..154		0087026-1..175	
0044249-1..95THRJ 293		0058807-9..145		0070400-7..235		0087027-9..173, 175	
0044973-6..42THRJ 293		0058814-5..143		0070403-1..143		0088561-6..83	
0045295-3..93, 104, 131		0058826-9..145		0070467-6..39THRJ 163		0089107-7..19	
0045312-6..124		0058925-9..143		0070469-2..140, 151		0089320-6..142	
0046321-6..93, 131		0058974-7..99		0070792-7..235		0089894-0..19, 41, 71	
0046419-8..127		0059385-5..177, 179, 181		0070934-5..297		0090020-9..282, 289, 298	
0047558-2..58		0059386-3..177, 179, 181		0070960-0..91, 122		0091375-6..113	
0048679-5..183		0059387-1..177, 179, 181		0071113-5..235		0091571-0..145	
0048681-1..183THRJ 214		0059617-1..182, 184		0072366-8..177THRJ 235		0091972-0..143	
0048705-8..119		0059618-9..182, 184		0073169-5..183		0092160-1..67	

NUMERICAL INDEX

Part No.	Page	Part No.	Page	Part No.	Page	Part No.	Page
0092163-5..72, 192		0621342-5..207		0628736-1..51, 56, 147		0632065-9..119	
0092652-7..19		0621343-3..205		0628737-9..52		0632067-5..109	
0092727-7..41		0621357-3..206		0628738-7..52, 56		0632166-5..119	
0092758-2..19		0621428-2..225		0628821-1..97, 148		0632179-8..193, 195	
0093972-8..212, 214		0621429-0..223, 225		0628937-5..187		0632260-6..209	
0094317-5..299		0621456-3..217		0628941-7..112		0632323-2..169	
0094467-8..148, 213		0621530-5..57		0628951-6..136		0632547-6..97, 213	
0094527-9..135, 148, 219		0621724-4..225		0629141-3..21		0632580-7..171	
0094630-1..222		0622001-6..177		0629223-9..113		0632710-0..51, 55	
0095265-5..210		0622002-4..172		0629237-4..112		0632716-7..51, 55	
0095267-1..210		0622135-2..145		0629408-6..124		0632747-2..51, 55	
0095869-4..76, 97, 289, 12		0622195-6..183		0629409-4..124		0632752-2..51, 55	
0095951-0..42, 230, 231		0622751-6..183, 185		0629414-4..124		0632766-2..51, 55	
0096803-2..190		0622753-2..183		0629439-1..105		0632793-6..110	
0097273-7..55		0623144-3..136, 187		0629697-4..204		0632794-4..110	
0097324-8..145, 167		0623151-8..161		0629698-2..204		0632795-9..166	
0097611-8..209		0623545-1..217		0629709-7..127		0632982-5..172, 175	
0099506-8..177, 179, 181		0623804-2..109		0629733-7..171		0632983-3..172	
0099575-3..127		0623945-3..118		0629852-5..115		0633266-2..167	
0099963-1..135		0623947-9..118		0629853-3..115		0633268-8..182, 184	
0182763-3..224, 225		0623953-7..119		0629854-1..115		0633269-6..182	
0186266-3..130		0623954-5..119		0629855-8..115		0633337-1..167	
0186392-7..93, 131		0623955-2..119		0629856-6..115		0633364-5..166	
0186451-1..102		0623956-0..119		0629858-2..115		0633365-2..166	
0186531-0..104		0623957-8..119		0629859-0..115		0633380-1..167	
0186563-3..104		0623958-6..106		0629860-8..115		0633487-4..145	
0186668-0..130		0623959-4..119		0629861-6..115		0633627-5..206	
0188168-9..93, 131		0623963-6..113		0629862-4..116		0633653-1..209	
0188182-0..100		0623965-1..113		0629864-0..116		0633729-9..204	
0188436-0..197		0623967-7..113		0629865-7..116		0633730-7..204	
0194321-6..123		0623968-5..118		0629867-3..116		0633733-1..204	
0194324-0..123		0623969-3..113		0629868-1..116		0633798-4..193, 195	
0196130-9..247		0623971-9..118		0629872-3..115		0633863-6..204	
0196131-7..247		0623974-3..112		0629873-1..115		0633904-8..140	
0196132-5..247		0623975-0..112		0630030-5..95		0634091-3..66	
0203188-8..127, 282, 283		0623976-8..112		0630045-3..139, 140		0634134-1..137	
0208960-5..220 THRU 227		0623977-6..112		0630052-9..140		0634135-8..137	
0211581-4..142		0623978-4..112		0630584-1..110		0634136-6..137	
0211582-2..142		0623979-2..112		0630753-2..52		0634650-6..52	
0227072-6..302		0623981-8..112		0630833-2..147		0634670-4..118	
0237769-5..153		0623984-2..112		0630917-3..215		0634677-9..211	
0239517-6..57		0623991-7..118		0631031-2..171		0635151-4..285	
0240962-1..211		0623992-5..113		0631034-6..171		0635156-3..285	
0243526-1..208		0624249-9..116		0631290-4..173, 175		0635159-7..285	
0243527-9..208		0624251-5..115		0631300-1..139		0635191-0..286	
0243528-7..209		0624559-1..140		0631305-0..139		0635229-8..301	
0248922-7..208		0624561-7..139		0631316-7..140		0635291-8..286	
0600236-4..164		0624562-5..139		0631510-5..139		0635293-4..286	
0603426-8..42		0624584-9..51, 55, 161		0631542-8..154		0636687-6..287	
0604963-9..13		0624585-6..52		0631575-8..139		0637286-6..127, 128	
0606858-9..109		0624641-7..139		0631577-4..140		0637623-0..130	
0607556-8..262, 264, 266,		0624642-5..139		0631584-0..140		0637701-4..171	
0609705-9..263, 269		0624673-0..139		0631587-3..137		0637741-0..152	
0610563-9..97		0624674-8..139		0631588-1..137		0637932-5..139	
0613231-0..301		0624695-3..109		0631769-7..59		0638256-8..135	
0614478-6..159		0624706-8..110		0631788-7..121		0638282-4..224	
0614516-3..97		0624783-7..112		0631795-2..157, 187		0638283-2..220, 222	
0617932-9..127 THRU 289		0624931-2..301		0631828-1..154		0638334-3..112	
0620035-6..59		0625018-7..229		0631844-8..128		0638335-0..118	
0620063-8..92, 211		0625221-7..291, 292		0631846-3..154		0638336-8..112	
0620253-5..147		0625540-0..289		0631868-7..154		0638351-7..197	
0620366-5..217		0626279-4..234		0631869-5..154		0638421-8..197	
0620420-0..217		0626553-2..302		0631870-3..154		0638422-6..197	
0620472-1..209		0627279-3..137		0631872-9..154		0638431-7..197	
0620474-7..209		0627346-0..109		0631883-6..160, 161		0638432-5..197	
0620721-1..57		0627451-8..91		0631885-1..110		0638610-6..99	
0621201-3..209		0628157-0..127, 128		0632038-6..128		0638780-7..97, 121, 152	
0621278-1..217		0628320-4..140		0632060-0..125, 154		0638796-3..177, 181	
0621299-7..187		0628512-6..21		0632062-6..154		0638826-8..75	
0621304-5..41, 97		0628519-1..105		0632063-4..154		0639021-5..171	

NUMERICAL INDEX

Part No.	Page	Part No.	Page	Part No.	Page	Part No.	Page
0639313-6..211		0643958-2..115		0650139-9..197		0652590-1..41	
0639314-4..215, 219		0644006-9..213		0650140-7..197		0652792-3..285	
0639534-7..99		0644064-8..127		0650141-5..197		0652390-5..294	
0639572-7..105		0644065-5..128		0650142-3..197		0653701-3..123	
0639753-3..127		0644152-0..214		0650143-1..197		0653706-2..129	
0639761-6..113		0644255-2..187		0650144-9..197		0653741-9..81	
0639766-5..127		0644276-8..130		0650145-6..197		0653808-6..81	
0639775-6..127		0644330-3..187		0650146-4..197		0653809-4..81	
0639778-0..127		0644331-6..167		0650147-2..197		0653812-3..81	
0639784-8..128		0644666-0..209		0650179-5..153		0653814-4..42, 203	
0639795-5..127		0644758-5..211		0650180-3..153		0653915-9..96	
0639790-5..127		0644797-3..115		0650181-1..153		0653967-0..95	
0639839-0..123		0645028-2..201, 203		0650199-3..197		0654005-8..95	
0639846-5..130		0645320-3..137		0650245-4..153		0654011-6..95	
0639870-5..199		0645586-9..263, 268		0650253-8..157		0654033-0..291	
0639882-0..129		0645638-8..122		0650254-6..157		0654096-7..76	
0639916-6..127, 283, 289		0645784-0..167		0650264-5..136		0654098-3..76	
0639919-0..130		0645920-0..166		0650269-4..157		0654123-9..290	
0639939-8..102, 103, 131		0645934-1..166		0650280-1..157		0654125-4..290, 292	
0639946-3..129		0645947-3..166		0650292-7..157		0654127-0..237	
0639969-5..130		0645976-2..173, 175		0650299-1..215		0654133-8..290	
0639976-0..130		0646045-5..171		0650328-8..157		0654168-4..294	
0640070-9..182		0646054-7..285		0650397-3..121		0654169-2..294	
0640637-5..127		0646198-2..6, 250		0650427-8..125		0654171-8..237	
0640675-5..92		0646302-0..154		0650428-6..125		0654172-6..237	
0640676-3..128		0646532-2..125		0650430-2..125		0654256-7..291, 292	
0640677-1..41, 141, 213, 2		0646631-2..289		0650431-0..125		0654257-5..291	
0640707-6..222 THRU 227		06466912-6..157		0650497-1..161		0654294-8..107	
0640727-4..215		0646994-4..157		0650509-3..41		0654306-0..121	
0640730-3..125		0647000-9..124		0650587-9..207		0654307-8..121	
0641008-8..51, 128		0647080-1..171		0650657-0..139		0654310-2..109	
0641027-8..125		0647108-0..246		0650679-4..153		0654335-6..220, 221	
0641029-4..39, 125		0647122-1..246		0650686-9..52		0654402-7..91	
0641031-0..125		0647130-4..245		0650724-8..118		0654453-0..159, 160	
0641125-0..6, 139		0647151-0..246		0650740-4..51		0654454-8..161	
0641248-0..197		0647448-0..39		0650828-7..139		0654523-0..149	
0641249-8..197		0647563-6..107		0650835-2..140		0654537-0..199	
0641250-6..197		0647807-7..239		0650853-5..125		0654542-0..193	
0641504-6..211		0647819-2..234		0650862-6..6, 39		0654551-1..199	
0641555-8..97, 133		0647823-4..234		0650901-2..79		0654556-0..164	
0641563-2..219		0647972-9..113		0650999-6..52		0654557-8..164	
0641633-3..112		0647998-4..115		0651001-0..52		0654558-6..76	
0641820-6..161		0648027-1..116		0651075-1..52		0654559-4..81	
0641849-5..121		0648139-6..157		0651036-6..129		0654560-2..76	
0641979-0..128		0648143-6..91		0651245-3..157		0654562-8..81	
0641989-9..286		0648167-5..157		0651564-7..149		0654563-6..73	
0642048-3..135		0648172-5..300		0651565-4..149		0654564-4..73	
0642130-9..283		0648173-3..300		0651566-2..149		0654565-1..75	
0642435-2..135		0648238-4..201		0651567-0..149		0654566-9..73, 75	
0642441-0..73		0648262-4..217		0651570-4..149		0654567-7..75	
0642485-7..6, 39		0648294-7..201, 203		0651571-2..149		0654568-5..75	
0642498-0..197		0648331-7..232		0651572-0..149		0654569-3..75	
0642499-8..197		0648795-3..157		0651573-8..149		0654570-1..81	
0642500-3..197		0648944-7..297		0651574-6..149		0654571-9..76	
0642533-4..92		0649205-2..157		0651575-3..149		0654575-0..75	
0642535-9..97		0649520-4..219		0651576-1..149		0654578-4..75	
0642536-7..97		0649983-4..82		0651577-9..149		0654579-2..75	
0642563-1..13		0650026-8..160		0651639-7..115		0654580-0..81	
0642746-2..210		0650039-1..161		0651642-1..115		0654581-8..73	
0642787-6..109		0650061-5..136		0651644-7..115		0654582-6..75	
0642788-4..109		0650062-3..136		0651648-8..115		0654584-2..81	
0642849-4..130		0650128-2..141		0651739-5..147		0654585-9..75	
0643028-4..119		0650131-6..197		0651745-2..139		0654586-7..82	
0643080-5..110		0650132-4..197		0651893-0..147		0654587-5..72	
0643081-3..110		0650133-2..197		0651894-3..207		0654588-3..76	
0643726-3..209		0650134-0..197		0651978-9..136		0654592-5..161	
0643799-0..109		0650135-7..197		0651996-1..145		0654594-1..199	
0643810-5..110		0650136-5..197		0652567-9..41		0654633-7..75	
0643932-7..39		0650137-3..197		0652586-9..41		0654637-8..193	
0643941-8..39, 121		0650138-1..197		0652587-7..41		0654646-9..193, 195	

NUMERICAL INDEX

Part No.	Page	Part No.	Page	Part No.	Page	Part No.	Page
0654652-7..226		0655215-2..52THRU 299		0655718-5..289		0656053-5..106	
0654654-3..193		0655216-0..285		0655721-9..289		0656078-3..209	
0654657-6..72		0655310-8..6,254		0655723-5..289		0656123-7..79	
0654658-4..72		0655317-6..7		0655725-0..289		0656129-4..79	
0654678-2..81		0655326-7..66		0655739-1..169		0656131-0..79	
0654679-0..81		0655341-6..271,273,274		0655740-9..169		0656134-4..79	
0654680-8..81		0655342-4..271,273,274		0655741-7..169		0656155-9..127	
0654681-6..81,83		0655348-1..271		0655742-5..169		0656159-1..127	
0654682-4..81,83		0655390-3..7,214		0655747-4..169		0656190-6..149	
0654683-2..81		0655393-7..212		0655748-2..169		0656191-4..149	
0654684-0..81,83		0655395-2..7,12		0655749-0..169		0656192-2..149	
0654687-3..161		0655397-8..212		0655750-8..169		0656193-0..13	
0654692-3..83		0655398-6..212		0655752-4..171		0656201-1..188	
0654693-1..83		0655399-4..212		0655756-5..164		0656202-9..188	
0654715-2..160		0655400-0..214		0655765-6..171		0656203-7..189,191	
0654716-0..160		0655404-2..7,212		0655766-4..169		0656206-0..188	
0654722-8..161		0655411-7..298		0655777-1..127		0656208-6..187	
0654748-3..148		0655412-5..298		0655778-9..7,96		0656213-6..189	
0654767-3..161		0655416-6..41		0655779-7..128		0656245-8..91	
0654777-2..147		0655417-4..283		0655784-7..220,221		0656246-6..7,120,151	
0654778-0..6,301		0655418-2..287		0655785-4..222,223,227		0656249-0..91	
0654779-8..6,301		0655420-8..283		0655786-2..220		0656235-9..95	
0654782-2..160		0655421-6..285		0655791-2..222,225		0656237-5..7,96,121	
0654789-7..147		0655423-2..282		0655802-7..192		0656238-3..96	
0654798-8..109		0655424-0..283		0655804-3..192		0656239-1..7,92	
0654810-1..151		0655425-7..283		0655806-8..192		0656241-7..95	
0654818-4..159		0655426-5..283		0655807-6..192		0656242-5..95	
0654840-8..41		0655428-1..282		0655808-4..192		0656243-3..91	
0654919-0..285		0655442-2..153		0655834-0..38		0656245-8..91	
0654923-2..73		0655464-6..173,175		0655842-3..41		0656246-6..7,120,151	
0654970-3..239		0655497-6..182,184		0655843-1..41		0656250-8..91	
0654971-1..239		0655522-1..235		0655844-9..41		0656251-6..91	
0654972-9..239		0655527-0..160		0655845-6..41		0656252-4..95	
0654973-7..239		0655528-8..177,179,181		0655846-4..42		0656253-2..96	
0654974-5..239		0655532-0..51		0655847-2..42		0656254-0..95	
0654975-2..254,257,261		0655534-6..51		0655850-6..42		0656255-7..92	
0654978-6..271,273,274		0655535-3..51		0655851-4..41		0656256-5..91	
0654979-4..271,273,274		0655536-1..51		0655855-5..42		0656259-9..151	
0654982-8..232		0655540-3..51		0655856-3..42		0656261-5..151	
0654986-9..226		0655545-2..51		0655862-1..215		0656262-3..147	
0654987-7..226		0655546-0..51		0655875-3..136		0656270-6..151	
0654988-5..226		0655552-8..13		0655878-7..136		0656271-4..151	
0654989-3..226		0655519-5..100		0655880-3..136		0656272-2..148	
0654990-1..226		0655628-6..141		0655882-9..136		0656273-0..151	
0654991-9..226		0655630-2..142		0655883-7..135		0656274-8..151	
0654992-7..239		0655631-0..142		0655930-6..285		0656275-5..147	
0654994-3..239		0655632-8..142		0655936-3..285		0656276-3..147	
0655006-5..289,301		0655633-6..145		0655937-1..163		0656277-1..151	
0655011-5..301		0655654-2..299		0655938-9..163		0656278-9..151	
0655012-3..301		0655655-9..250,298		0655940-5..163		0656279-7..151	
0655013-1..301		0655662-5..128		0655941-3..163		0656281-3..152	
0655014-9..301		0655663-3..128		0655942-1..163		0656283-9..7,151	
0655015-6..300		0655666-6..128		0655943-9..163		0656284-7..151	
0655016-4..289,301		0655667-4..133		0655944-7..163		0656323-3..183,185	
0655033-9..239		0655668-2..133		0655947-0..163		0656324-1..297	
0655034-7..239		0655669-0..133		0655948-8..163		0656326-6..297	
0655057-8..301		0655670-8..133		0655949-6..41		0656327-4..297	
0655072-7..6,91		0655671-6..133		0655959-5..222		0656328-2..297	
0655079-2..245		0655672-4..129		0655963-7..136		0656329-0..297	
0655081-8..245		0655673-2..133		0655964-5..136		0656330-8..297	
0655083-4..245		0655674-0..133		0655967-8..136		0656337-3..163	
0655094-2..245		0655675-7..133		0655987-6..177,179,181		0656342-3..199	
0655088-3..246		0655676-5..298		0655988-4..177		0656343-1..297	
0655193-1..169		0655680-7..299		0655989-2..177,179,181		0656345-6..297	
0655207-9..286		0655712-8..289		0655990-0..177,179,181		0656346-4..297	
0655208-7..286		0655713-6..250,289		0655993-4..177,181		0656355-5..297	
0655211-1..286		0655714-4..289		0655994-2..177,181		0656357-1..160	
0655212-9..285,286		0655715-1..289		0655995-9..177,181		0656359-7..159	
0655214-5..286		0655716-9..7,289		0656060-1..199		0656361-3..159	
		0655717-7..289		0656062-7..106		0656362-1..161	

NUMERICAL INDEX

Part No.	Page	Part No.	Page	Part No.	Page	Part No.	Page
0656363-9..159		0656691-3..105		0657675-5..289		0658834-7..142	
0656366-2..160		0656692-1..103		0657708-4..147		0658837-0..142	
0656367-0..130		0656693-9..105		0657777-9..179		0658838-8..142	
0656383-7..295		0656695-4..104		0657778-7..179		0658839-6..142	
0656391-0..170		0656697-0..103		0657959-3..103		0658840-4..142	
0656392-8..170		0656699-6..103		0657964-3..103		0658841-2..59	
0656393-6..170		0656700-2..103		0657965-0..103		0658953-5..103	
0656394-4..302		0656701-0..105		0657968-4..103		0659002-0..210	
0656398-5..302		0656702-8..130		0657969-2..103		0659003-8..210	
0656399-3..300		0656703-6..103		0657973-4..103		0659005-3..201	
0656403-3..7, 133, 147		0656704-4..102, 103		0657974-2..103		0659006-1..201	
0656405-8..169		0656706-9..99, 100		0657999-9..105		0659010-3..271, 273	
0656406-6..169		0656709-3..99		0658000-5..129		0659012-9..277, 280	
0656413-2..287		0656710-1..100		0658004-7..93, 131		0659013-7..263	
0656416-5..287		0656711-9..100		0658005-4..131		0659015-2..254, 257, 262	
0656420-7..130		0656712-7..100		0658006-2..131		0659016-0..254, 257, 262	
0656422-3..129		0656713-5..105		0658007-0..131		0659017-8..277, 281	
0656427-2..129		0656714-3..99, 100		0658008-8..93, 129		0659018-6..253	
0656428-0..129		0656715-0..99		0658009-6..131		0659030-1..276, 280	
0656429-8..107		0656716-8..99		0658010-4..93, 131		0659031-9..277	
0656431-4..39		0656717-6..99, 100		0658011-2..131		0659034-3..59	
0656432-2..113		0656718-4..99		0658012-0..131		0659035-0..42, 203	
0656433-0..113		0656719-2..100		0658013-8..93		0659036-8..151	
0656434-8..113		0656720-0..99		0658014-6..131		0659039-2..276	
0656436-3..118		0656721-8..99		0658015-3..131		0659042-6..151	
0656460-3..297		0656723-4..105		0658016-1..131		0659046-7..277, 281	
0656462-9..115		0656724-2..105		0658017-9..131		0659047-5..277, 280	
0656464-5..115		0656725-9..105		0658019-5..131		0659051-7..151	
0656466-0..109		0656726-7..105		0658068-2..247		0659056-6..262	
0656467-8..124		0656727-5..105		0658069-0..206		0659057-4..263, 268	
0656468-6..124		0656733-3..93		0658245-6..249, 253		0659058-2..262	
0656469-4..121		0656735-8..93		0658278-7..251		0659059-0..263, 268	
0656470-2..121		0656749-9..170		0658279-5..251		0659061-6..263, 268	
0656471-0..121		0656750-7..170		0658280-3..251		0659063-2..201	
0656472-8..120		0656774-7..99		0658281-1..251		0659064-0..263, 269	
0656473-6..120		0656775-4..153		0658282-9..250		0659076-4..51	
0656475-1..121		0656776-2..105		0658284-5..250		0659077-2..92	
0656506-3..109		0656807-5..160		0658286-0..250		0659083-0..277, 280	
0656508-9..128		0656808-3..124		0658293-6..214		0659086-3..277, 281	
0656518-8..209		0656819-0..95		0658313-2..212		0659087-1..277, 280	
0656519-6..209		0656834-9..188, 191		0658315-7..253		0659088-9..277, 280	
0656521-2..209		0656895-0..291		0658316-5..253		0659090-5..277	
0656538-6..92		0656896-8..291		0658317-3..253		0659092-1..277	
0656539-4..91		0656897-6..291		0658347-0..251		0659093-9..197	
0656540-2..92		0656898-4..291		0658348-8..211		0659098-8..263, 268	
0656541-0..91		0656899-2..291		0658360-3..251, 252		0659099-6..262, 268	
0656542-8..7, 92		0656905-7..210		0658361-1..251, 253		0659100-2..262, 268	
0656545-1..95		0656923-0..210		0658363-7..251, 252		0659102-8..197	
0656546-9..91		0656989-1..135		0658364-5..251, 252		0659104-4..263, 268	
0656556-8..187		0656990-9..135		0658365-2..251, 253		0659106-9..263	
0656563-4..91		0657204-4..291		0658397-5..211		0659115-0..92	
0656572-5..39		0657243-2..59		0658429-6..247, 252		0659129-1..93	
0656573-3..39		0657273-9..255, 261		0658430-4..253		0659130-9..93	
0656574-1..39		0657274-7..255, 261		0658432-0..253		0659131-7..93	
0656575-8..39		0657281-2..271, 273, 275		0658433-8..253		0659132-5..93	
0656578-2..38		0657290-3..286		0658434-6..253		0659133-3..93	
0656579-0..38		0657291-1..286		0658435-3..253		0659135-8..93, 131	
0656604-6..245		0657300-0..206		0658436-1..253		0659136-6..93	
0656614-5..282		0657301-8..206		0658437-9..253		0659137-4..93	
0656626-9..212		0657335-6..75		0658441-1..253		0659196-0..219	
0656664-0..145		0657382-8..239THRU 261		0658466-8..250, 252		0659197-8..211	
0656669-9..188		0657521-1..229		0658569-9..286		0659198-6..215	
0656670-7..188		0657522-9..229		0658570-7..293		0659366-9..51	
0656682-2..105		0657523-7..229		0658576-4..286		0659373-5..232	
0656683-0..105		0657548-4..133		0658609-3..82		0659391-7..118	
0656684-8..105		0657549-2..133		0658627-5..115		0659392-5..137	
0656685-5..105		0657553-4..229		0658759-6..59		0659446-9..137	
0656686-3..105		0657556-7..229		0658770-3..163		0659473-3..82	
0656687-1..104		0657559-1..51		0658774-5..58		0659487-3..159	
0656689-7..105		0657564-1..193, 195		0658781-0..59		0659493-1..137	

NUMERICAL INDEX

Part No.	Page	Part No.	Page	Part No.	Page	Part No.	Page
0659494-9..123THRU 298		0661534-8..125		0663353-1..237		0665213-5..258, 261	
0659496-4..247, 251		0661548-8..38		0663354-9..290, 292		0665214-3..257, 261	
0659497-2..246, 251		0661556-1..206		0663355-6..290, 292		0665215-0..258, 261	
0659498-0..253		0661557-9..206		0663356-4..237		0665216-8..261	
0659504-5..251, 253		0661558-7..206		0663357-2..237		0665217-6..261	
0659506-0..251		0661583-5..103		0663358-0..290		0665218-4..258, 261	
0659514-4..125		0661584-3..103		0663359-8..291		0665219-2..258, 261	
0659519-3..121		0661594-2..139		0663360-6..291		0665221-8..275	
0659533-4..57		0661595-9..139		0663455-4..237, 292		0665222-6..273, 275	
0659534-2..206		0661603-1..153		0663456-2..290, 292		0665223-4..273, 274	
0659555-7..251, 252		0661604-9..153		0663458-8..7, 291, 292		0665224-2..274	
0659575-5..147		0661605-6..153		0663459-6..7, 290, 292		0665225-9..241	
0659586-2..289, 298		0661676-7..149		0663526-2..103		0665226-7..241	
0659587-0..298		0662037-1..155		0663629-4..277, 280		0665229-1..261	
0659613-4..201		0662053-8..81		0663630-2..263, 268		0665230-9..261	
0659680-3..229		0662054-6..81		0663633-6..276, 280		0665231-7..96	
0659681-1..229		0662243-5..297		0663967-8..171		0665232-5..151	
0659686-0..139		0662445-6..231		0663970-2..167		0665233-3..96	
0659687-8..139		0662446-4..231		0663991-8..205		0665250-7..251, 253	
0659725-6..160		0662477-9..57		0664015-5..205		0665265-5..234, 237	
0659759-5..201		0662618-8..58		0664019-7..123, 243		0665266-3..234, 237	
0659760-3..201		0662814-3..123		0664020-5..123		0665274-7..258	
0659876-7..201		0662881-2..112		0664021-3..123		0665275-4..258	
0659883-3..201		0662882-0..112		0664023-9..123		0665276-2..273	
0659884-1..201		0662883-8..102		0664024-7..123		0665277-0..273	
0659887-4..201		0662884-6..102		0664025-4..123		0665278-8..241	
0659888-2..201		0662916-6..102		0664026-2..123		0665317-4..255	
0659898-1..276		0662917-4..102		0664027-0..123		0665334-9..239	
0659901-3..263		0662918-2..102		0664052-8..205		0665335-6..152	
0660030-8..245		0662919-0..102		0664169-0..187		0665347-1..234	
0660033-2..245		0662920-8..102		0664170-8..187		0665348-9..234	
0660045-6..233		0662938-0..112		0664171-6..187		0665373-7..234	
0660057-1..149		0662954-7..112		0664173-2..187		0665374-5..234	
0660066-2..234		0662964-6..109		0664174-0..188		0665376-0..233	
0660107-4..233		0662973-7..103		0664185-6..79		0665383-6..166	
0660118-1..233		0662982-8..120		0664186-4..79		0665384-4..234	
0660147-0..199		0662983-0..121		0664267-2..95		0665392-7..83	
0660148-8..199		0662986-9..95		0664289-6..209		0665398-4..239	
0660300-5..297		0662994-3..100		0664330-8..140		0665399-2..239	
0660301-3..297		0662995-0..122		0664334-0..209		0665400-8..239	
0660302-1..297		0663059-4..234		0664337-3..139		0665401-6..239	
0660303-9..297		0663060-2..234		0664339-9..58		0665415-6..239	
0660345-0..207		0663062-8..233		0664482-7..263		0665498-2..201	
0660417-7..231		0663067-7..234		0664483-5..277		0665509-6..292	
0660422-7..231		0663068-5..234		0664466-7..293		0665510-4..292	
0660603-2..163		0663071-9..233		0664467-5..237		0665511-2..292	
0660745-1..301		0663077-6..234		0664468-3..293		0665512-0..292	
0660767-5..119		0663078-4..234		0664633-0..286		0665693-8..253	
0660769-1..246		0663080-0..233		0664813-3..188, 191		0665694-6..247, 252	
0660780-8..251		0663117-0..139, 140		0664815-8..188		0665695-3..253	
0660792-3..251THRU 261		0663123-8..149		0664843-0..188, 191		0665696-1..250, 252	
0660793-1..251, 252		0663124-6..149		0664844-8..188		0665714-2..250	
0660794-9..301		0663191-5..109		0664847-1..189		0665815-7..173	
0660800-4..151		0663216-0..294		0664850-5..135		0665835-5..100	
0660829-3..251		0663227-7..294		0664851-3..135		0665837-1..100	
0660830-1..247, 250		0663228-5..294		0664852-1..135		0665841-3..246	
0660918-4..96		0663229-3..294		0664866-1..41		0665850-4..103	
0660919-2..96		0663230-1..294		0664867-9..41		0665851-2..103	
0660998-6..199		0663231-9..294		0664868-7..41		0665852-0..103	
0661101-6..71		0663266-5..237		0664875-2..187		0665859-5..247	
0661162-8..57		0663267-3..237		0664877-8..188		0665879-3..245	
0661163-6..57		0663269-9..294		0664879-4..188		0665886-8..245	
0661236-0..93		0663273-1..237		0664885-1..239		0666134-2..247	
0661237-8..131		0663276-4..237		0664956-0..166		0666157-3..243	
0661268-3..125		0663277-2..237		0664957-8..166		0666176-3..249	
0661345-9..211		0663278-0..237		0665040-2..187		0666177-1..249	
0661526-4..155		0663279-8..237		0665069-1..187		0666180-5..249	
0661527-2..155		0663280-6..237		0665104-6..250		0666185-4..212	
0661528-0..155		0663282-2..294		0665174-9..251, 253		0666238-1..235	
0661529-8..155		0663283-0..294		0665212-7..258, 261		0666273-8..273	

NUMERICAL INDEX

Part No.	Page	Part No.	Page	Part No.	Page	Part No.	Page
0666274-6..273		0668279-3..103		0669189-3..249		0669373-2..203	
0666313-2..233		0668281-9..104		0669198-4..249		0669374-0..203	
0666321-5..234		0668282-7..105		0669209-9..38		0669375-7..203	
0666322-3..234		0668283-5..105		0669210-7..38		0669376-5..203	
0666324-9..140		0668290-0..157		0669215-6..39		0669912-8..195	
0666366-0..139		0668291-8..157		0669249-5..164		0669924-3..170	
0666441-1..99		0668292-6..157		0669298-2..179		0669933-4..207	
0666494-0..137		0668293-4..157		0669302-2..179		0669937-5..170	
0666497-3..207		0668295-9..157		0669303-0..179		0669938-3..170	
0666519-4..82		0668329-6..157		0669337-3..145		0669942-5..195	
0666585-5..181		0668351-0..93		0669335-2..245		0669974-8..42	
0666586-3..181		0668352-8..93		0669483-0..39		0670071-0..173	
0666587-1..181		0668353-6..93		0669484-8..39		0670073-6..173	
0666588-9..206		0668412-0..246		0669485-5..39		0670074-4..173	
0666591-3..175		0668413-8..243		0669567-0..145		0670084-3..75	
0666592-1..175		0668414-6..246		0669576-1..116		0670091-8..199	
0666593-9..175		0668470-8..241		0669593-6..169		0670093-4..199	
0666604-4..184		0668483-1..241		0669594-4..169		0670132-0..55	
0666615-0..175		0668484-9..241		0669595-1..169		0670133-8..55	
0666616-8..184		0668495-5..241		0669596-9..169		0670134-6..55	
0666645-7..185		0668511-9..242		0669606-6..235		0670138-7..55	
0666679-6..66		0668512-7..242		0669612-4..241		0670216-1..135	
0666724-0..185		0668513-5..242		0669614-0..116		0670275-7..235	
0666734-9..184		0668514-3..242		0669616-5..243		0670281-5..141	
0666739-8..301		0668515-0..241		0669617-3..243		0670292-3..141	
0666799-2..145		0668517-6..243		0669618-1..243		0670378-9..136	
0666814-9..145		0668519-2..243		0669619-9..243		0670385-4..103	
0666820-6..145		0668520-0..243		0669620-7..243		0670386-2..103	
0666821-4..206		0668521-8..243		0669621-5..243		0670410-0..103	
0666824-8..81		0668522-6..243		0669622-3..243		0670411-8..99	
0666876-8..81		0668530-9..249		0669623-1..243		0670416-7..102	
0666877-6..81		0668531-7..249		0669624-9..243		0670448-0..31	
0666878-4..81		0668532-5..248		0669625-6..243		0670450-6..55	
0666879-2..193,195		0668533-3..249		0669629-8..243		0670458-9..31	
0666880-0..193,195		0668534-1..249		0669630-6..243		0670459-7..31	
0666882-6..199		0668535-8..249		0669631-4..243		0670461-3..31	
0666917-0..258		0668536-6..249		0669636-3..241		0670462-1..283	
0666920-4..163		0668537-4..249		0669639-7..258		0670463-9..55	
0666922-0..163		0668538-2..249		0669640-5..258		0670485-2..287	
0666923-8..163		0668539-0..249		0669641-3..241,258		0670492-8..287	
0666926-1..147		0668543-2..249		0669642-1..241		0670623-8..177,179,181	
0666942-8..163		0668544-0..249		0669659-5..241		0670648-5..187	
0666982-4..235		0668548-1..249		0669664-5..242		0670649-3..187	
0666983-2..235,297		0668549-9..145		0669669-4..241		0670655-0..287	
0666984-0..235		0668550-7..249		0669677-7..102		0670711-1..234	
0666996-4..201		0668551-5..249		0669678-5..99,100		0670762-4..221	
0667055-8..103		0668552-3..249		0669682-7..172		0670774-9..221,223	
0667081-4..187		0668553-1..145		0669683-5..172		0670962-0..190	
0667085-5..247,250		0668555-6..249		0669692-6..243		0671157-6..183,184	
0667086-3..251		0668571-3..258		0669693-4..243		0671158-4..183	
0667089-7..247		0668591-1..83		0669695-9..243		0671160-0..183,185	
0667104-4..187		0668596-0..83		0669696-7..246		0671161-8..183,184	
0667167-1..247		0668733-9..55		0669697-5..246		0671162-6..182,184	
0667195-2..245		0668735-4..55		0669699-1..249		0671163-4..182	
0667252-1..30THRU 185		0668745-3..55		0669701-5..249		0671178-2..149	
0667298-4..239		0668752-9..55		0669702-3..242		0671205-3..223	
0667312-3..71		0668804-8..41		0669703-1..179		0671239-2..40	
0667358-6..247,250		0668805-5..41		0669704-9..99		0671376-2..148	
0667386-7..119		0668806-3..41		0669705-6..99,100		0671377-0..147	
0667422-0..39		0668807-1..247		0669708-0..95		0671378-8..148	
0667643-1..235		0668843-6..245		0669713-0..253		0671413-3..142	
0667725-6..246		0668846-9..245		0669763-5..237		0671428-1..148	
0667727-2..246		0668869-1..147		0669786-6..179		0671831-6..237	
0667745-4..246		0668921-0..247		0669791-6..179		0671944-7..297	
0667932-8..241		0668944-7..166		0669852-6..203		0671983-5..246	
0668230-6..206		0668950-9..166		0669860-9..254,251		0671984-3..247,252	
0668231-4..123THRU 298		0669152-1..115		0669861-7..255,257		0671986-8..252	
0668252-0..41		0669181-0..239		0669864-1..75		0672569-1..78	
0668262-9..41		0669183-6..102		0669871-6..203		0672828-1..137	
0668263-7..41		0669188-5..249		0669872-4..203		0672955-2..105	

NUMERICAL INDEX

Part No.	Page	Part No.	Page	Part No.	Page	Part No.	Page
0673159-0..199		0678438-3..190		0905656-5..215		0912739-0..224	
0673350-5..190		0673591-9..110		0905662-3..155		0912942-0..179, 190, 241	
0673415-6..173		0678716-2..183		0906652-3..159		0913039-4..29	
0673769-6..258		0678835-0..191		0906835-4..286		0913077-4..204, 232	
0675161-4..83		0678836-8..191		0906959-2..155		0913097-2..232	
0675246-3..187		0678839-2..191		0906960-0..209		0913105-3..179	
0675282-8..103		0678840-0..191		0906961-8..217		0913177-2..244	
0675322-2..172		0678843-4..191		0907856-9..157		0913274-7..203	
0675323-0..172		0678844-2..191		0907859-3..243		0913290-4..13	
0675326-3..172		0678846-7..190		0908191-0..187		0913432-1..253	
0675327-1..172		0678848-3..171		0908944-2..290		0913463-6..248	
0675510-2..116		0678982-0..293		0909367-5..215, 219		0913706-8..67	
0675511-0..115		0679115-6..110		0910002-5..29		0913811-6..234	
0675536-7..185		0679118-0..110		0910011-6..105		0913830-6..161	
0675564-9..195		0679206-3..235		0910017-3..15		0914321-5..131	
0675568-0..223		0679282-4..235		0910123-9..44		0914330-6..209	
0675569-8..213		0679375-6..110		0910195-7..19		0914373-5..41	
0675674-6..116		0679613-0..173		0910210-4..137		0914392-6..30, 43	
0675675-3..116		0679637-9..190		0910224-5..33, 44		0914452-8..51, 55	
0675678-7..115		0679707-0..79		0910231-0..131		0914465-0..86THRU 302	
0676107-6..8, 105		0679734-4..167		0910244-3..39THRU 299		0914501-2..239, 297, 300	
0676108-4..9, 105		0679918-3..73		0910267-4..52		0914649-9..255	
0676214-0..124		0680081-7..191		0910278-1..273		0914670-5..105	
0676215-7..124		0680082-5..191		0910287-2..55THRU 299		0914678-8..242THRU 301	
0676352-8..234		0680631-9..173		0910308-6..179		0914687-9..106	
0676355-1..234		0681070-9..104		0910324-3..31, 255, 261		0914726-5..40, 171, 173	
0676356-9..234		0681969-2..31		0910325-0..31, 60		0914727-3..169	
0676364-3..179		0682371-0..131		0910329-2..249		0914728-1..163, 295	
0676365-0..233		0682843-8..76		0910819-2..124		0914730-7..295	
0676366-8..233		0683209-1..41		0910847-3..15, 87		0914847-9..88, 266	
0676367-6..233		0900686-7..285		0910867-1..81		0915228-1..300	
0676368-4..233		0900801-2..147		0910916-6..42THRU 231		0915275-2..81	
0676387-4..199		0900805-3..159		0910967-9..159		0915361-0..31	
0676389-0..199		0900806-1..13THRU 292		0910980-2..91		0915408-9..27, 31, 97	
0676405-4..179		0900807-9..160		0910986-9..29		0915432-9..68	
0676455-9..187, 190		0900810-3..239		0911024-8..225, 229		0915486-5..67	
0676456-7..187, 190		0900817-8..55		0911025-5..299		0915488-1..67	
0676692-7..250		0900818-6..220		0911026-3..51THRU 359		0915513-6..99	
0676806-3..56		0900942-4..51THRU 285		0911028-9..31THRU 301		0915556-5..67	
0676808-9..56		0900970-5..52THRU 154		0911029-7..235		0915557-3..67	
0676871-7..166		0901310-3..67		0911030-5..42THRU 235		0915569-8..55	
0676872-5..166		0901489-5..141		0911032-1..42		0915659-7..164	
0676915-2..234		0901652-8..21, 125		0911034-7..52		0915797-5..157, 282, 286	
0676916-0..234		0901666-8..142		0911040-4..59		0915813-0..33	
0676917-8..234		0901765-8..141		0911041-2..285THRU 289		0915903-9..153	
0676918-6..234		0901767-4..109		0911042-0..286		0915904-7..131	
0676919-4..234		0901781-5..68		0911043-8..39		0915905-4..130	
0676920-2..234		0903632-8..47		0911044-6..170, 226		0915963-3..199, 231	
0677006-9..66THRU 298		0903774-8..159		0911046-1..169		0915969-0..19THRU 143	
0677008-5..72THRU 289		0903775-5..92, 152		0911047-9..183, 185		0915972-4..254THRU 297	
0677012-7..169, 199		0904203-7..67		0911048-7..51, 56, 128		0915987-2..218THRU 278	
0677066-3..153		0904204-5..21, 229		0911100-6..55, 157		0915989-8..289	
0677067-1..153		0904205-2..30THRU 253		0911114-7..201		0916001-1..33	
0677068-9..153		0904206-0..19THRU 301		0911115-4..41THRU 286		0916009-4..19	
0677155-4..234		0904207-8..26THRU 275		0911116-2..83, 169		0916018-5..201	
0677156-2..234		0904208-6..278THRU 301		0911159-2..160		0916028-4..137	
0677276-8..183, 185		0904208-6..280		0911169-1..87		0916146-4..209	
0677623-1..166		0904209-4..142THRU 241		0911201-2..102		0916168-8..128	
0677781-7..195		0904210-2..164, 230, 231		0911699-7..302		0916191-0..26, 258, 261	
0677810-4..190		0904273-0..59		0911992-6..251, 252		0916197-7..43, 85, 275	
0677855-9..79		0904369-6..42THRU 235		0911993-4..218		0916202-5..52	
0677995-3..179		0905119-4..91		0912069-2..27		0916206-6..87	
0678374-0..190		0905121-0..87		0912182-3..219		0916227-2..287	
0678385-6..171		0905123-6..129		0912201-1..43, 47		0916255-3..84	
0678386-4..171		0905125-1..81, 82		0912298-7..29		0916268-6..85, 133	
0678420-1..190		0905126-9..29, 160, 161		0912415-7..15, 85		0916269-4..213, 19, 31, 19	
0678428-4..191		0905127-7..22		0912441-3..21THRU 289		0916270-2..171	
0678434-2..190		0905357-0..68THRU 185		0912497-5..239THRU 297		0916271-0..19THRU 292	
0678436-7..190		0905358-8..38		0912597-2..34		0916272-8..193THRU 275	
0678437-5..190		0905655-7..222, 227		0912731-7..224, 225		0916273-6..27	

NUMERICAL INDEX

Part No.	Page	Part No.	Page	Part No.	Page	Part No.	Page
0916274-4..19THRU 273		0919141-2..41		0920858-3..6,87		0922300-9..141,289	
0916277-7..19THRU 49		0919143-8..6,7		0920859-6..7		0922319-9..179	
0916273-5..47		0919144-6..7		0920860-4..7		0922457-7..92	
0916282-7..21,33		0919155-2..6,7		0920862-0..7		0922464-3..171	
0916284-3..21		0919156-0..6,7		0920864-6..6,67		0922465-0..37	
0916285-0..229		0919171-9..141		0920865-3..6		0922522-8..92	
0916302-3..230		0919174-3..212,359		0920880-2..6		0922526-9..246	
0916310-6..31THRU 195		0919194-1..7		0920934-7..7		0922726-5..163,181	
0916311-4..34THRU 97		0919196-6..6,7		0920944-6..7		0922763-8..55THRU 286	
0916313-0..84THRU 241		0919205-5..96		0920945-3..7		0922792-7..91	
0916314-8..170,261		0919214-7..212		0920972-7..6,77		0922808-1..7	
0916315-5..105THRU 292		0919217-0..6		0920973-5..7		0922830-5..6	
0916318-9..253,301		0919218-8..6		0920978-4..7		0922831-3..7	
0916319-7..19,255,261		0919224-6..30THRU 301		0920996-6..257		0922833-9..7	
0916335-3..167		0919225-3..152,287		0921020-4..6		0922848-7..66,121	
0916389-0..201		0919226-1..33		0921030-3..151		0922943-6..45	
0916420-3..163,301		0919228-7..47		0921068-3..42,199,231		0922997-2..121	
0916555-6..204,232		0919230-3..193,275		0921076-6..55THRU 298		0923011-1..7	
0916559-8..249		0919232-9..19,301		0921116-0..255THRU 300		0923080-6..151	
0916866-7..253,261		0919254-3..6		0921117-8..96THRU 301		0923163-0..212	
0916873-3..88		0919268-3..95,96		0921118-6..242THRU 275		0923166-3..130	
0916903-8..221,223		0919279-0..7		0921171-5..173		0923174-7..95	
0916965-7..193,195		0919281-6..7		0921175-6..31,81,289		0923192-9..258	
0917012-7..253		0919282-4..7		0921181-4..41		0923193-7..171,183,184,	
0917021-8..21		0919287-3..19,29		0921193-9..211		0923279-4..6,7,251,252	
0917145-5..253		0919290-7..34		0921203-6..121		0923280-2..51	
0917157-0..175		0919293-1..37		0921205-1..152		0923376-8..21	
0917330-3..19		0919331-9..193,195		0921206-9..147		0923438-6..125	
0917546-4..33		0919342-6..290,292		0921214-3..75THRU 254		0923560-7..69	
0917554-8..33		0919347-5..130		0921217-6..96		0923574-8..85	
0917560-5..25		0919469-7..7		0921227-5..95,121,151		0923576-3..250	
0917599-3..239THRU 297		0919474-7..7		0921228-3..95THRU 257		0923578-9..253	
0917663-7..91		0919552-0..151		0921244-0..242		0923585-4..183	
0917673-6..22,25,33		0919615-5..290		0921292-9..99		0923586-2..183	
0917680-1..87		0919625-4..291,292		0921298-0..147		0923587-0..120	
0917778-3..294		0919761-7..127		0921299-4..19		0923588-8..173	
0917806-2..41,49		0919787-2..30		0921325-7..151		0923589-6..155	
0917807-0..43		0919797-1..49		0921349-7..133,148		0923596-1..279	
0917809-6..41,49		0919840-9..22,149		0921396-8..299		0923645-6..149	
0917810-4..43		0920221-9..7		0921402-4..139		0923649-8..125	
0917835-1..239THRU 257		0920222-7..7		0921404-0..179		0923663-9..38,149	
0917904-5..143		0920275-5..273,275		0921409-9..91THRU 148		0923664-7..96,294	
0917970-6..51,19		0920301-9..6		0921467-7..96THRU 301		0923689-4..263	
0918111-6..51,128		0920302-7..6		0921556-7..84THRU 276		0923713-2..120	
0918186-8..81		0920303-5..6,7		0921565-8..285,163		0923719-9..131	
0918188-4..285,286		0920333-2..15,88,284		0921569-0..273,289,301		0923737-1..91,147	
0918210-6..215		0920340-7..25		0921573-2..139		0923813-0..85,88	
0918245-2..237		0920388-6..6		0921598-9..241		0923814-8..253	
0918281-7..237		0920411-6..49		0921599-7..241		0923815-5..15,31	
0918394-8..297		0920416-5..15		0921717-5..105		0923816-3..20	
0918547-1..128,130		0920473-6..44		0921728-2..95		0923820-5..19,173	
0918851-7..15		0920525-3..88,109		0921731-6..135		0923827-0..187	
0918887-1..15		0920540-2..37		0921839-7..83		0923831-2..245	
0918888-9..15		0920541-0..37		0921865-2..37		0923836-1..125	
0918951-5..37		0920574-1..37THRU 199		0921883-5..130		0923846-0..249	
0919005-9..43		0920582-4..21THRU 289		0921887-6..121,151		0923850-2..246	
0919063-8..96,133,136		0920583-2..55THRU 258		0921911-4..157		0923856-9..294	
0919064-6..301		0920584-0..241,242		0921912-2..27,121,209		0923867-6..7	
0919065-3..92		0920585-7..83THRU 195		0921914-8..157		0923884-1..179	
0919066-1..91		0920603-8..300		0921919-7..59		0923894-0..92	
0919075-2..6,7		0920682-2..37		0922055-9..97		0923931-0..183	
0919076-0..6,7		0920751-5..291		0922065-3..105		0923934-4..43,216	
0919079-4..7		0920794-5..6,57		0922066-6..84		0923947-6..147	
0919080-2..6,7		0920795-2..7		0922155-7..173,175		0923948-4..246	
0919081-0..6		0920806-7..6		0922175-5..295		0923950-0..245	
0919082-8..6,7		0920847-1..6		0922195-3..289		0923979-9..41,43	
0919108-1..81,83		0920849-7..6		0922211-8..81		0923988-0..149	
0919134-7..15THRU 155		0920850-5..6,57		0922262-1..55,121,199		0924069-8..254,255,257	
0919135-4..43		0920855-4..7		0922271-2..302		0924112-6..249	
0919140-4..41,212		0920857-0..7		0922286-0..299		0924139-9..44,277	

NUMERICAL INDEX

Part No.	Page	Part No.	Page	Part No.	Page	Part No.	Page
0924140-7..99		0926079-5..181		3011625-5..239		3052998-6..265	
0924153-0..263		0926241-1..295		3012554-6..302		3053356-6..267	
0924166-2..302		0926260-1..235		3012753-4..302		3053357-4..266	
0924169-6..197		0926269-2..250, 253		3012756-7..302		3053359-0..267	
0924189-4..49		0926283-3..164		3014553-6..239		3053742-7..263	
0924192-8..242THRU 301		0926286-6..246		3016323-2..289		3053743-5..277	
0924193-6..241, 271, 273		0926287-4..246		3017556-6..277		3053744-3..263	
0924200-9..255THRU 300		0926288-2..246		3018616-7..239		3053745-0..277	
0924270-2..249		0926289-0..245		3020678-3..262THRU 268		3053766-6..123	
0924306-4..206		0926290-8..245		3020853-2..234		3053886-2..265, 266	
0924416-1..149		0926298-1..235		3021340-9..239		3053977-9..265, 267	
0924463-3..206		0926339-3..83		3029538-0..207		3054066-0..265, 266	
0924549-9..206		0926354-2..248		3034905-4..131		3054072-8..279	
0924552-3..206		0926356-7..249		3034958-3..105		3054073-6..279	
0924686-9..241		0926391-4..265, 267		3035025-0..99		3054079-3..265	
0924691-9..245, 266		0926392-2..279		3037615-6..115		3054083-5..257, 264	
0924692-7..246		0926533-1..261, 275		3037629-7..105		3054084-3..257, 264	
0924696-8..249, 253		0926534-9..242, 261, 275		3037741-0..131		3054095-9..279	
0924711-5..297		0926537-2..241		3037944-0..105		3054102-3..273	
0924772-7..173		0926538-0..261		3037989-5..99, 100		3054108-0..279	
0924775-0..251, 252, 253		0926566-1..179		3039124-7..99		3054118-9..264, 266	
0924796-6..294		0926635-4..265		3042943-5..57		3054119-7..278	
0924838-6..229		0926637-0..266		3045531-5..59		3054485-2..265, 266	
0924854-3..251, 253		0926693-3..249		3045963-0..123		3054486-0..264, 266	
0924864-2..258, 285		0926699-0..41		3045977-0..123		3054487-8..278	
0924902-0..41		0926715-4..279		3046521-5..123		3054488-6..278	
0924924-4..265		0926819-4..265		3046938-1..105, 131		3054973-7..257, 266	
0924926-9..263		0926820-2..279		3051194-3..263, 264, 266		3054974-5..257, 266	
0924927-7..277		0926841-8..249		3051171-1..263		3055023-0..266	
0924950-9..210		0926842-6..249		3051718-9..280		3055024-8..266	
0924957-4..59		0926843-4..249		3051722-1..268		3056485-0..265	
0924989-7..149		0926844-2..243		3051723-9..280		3056486-8..279	
0925069-7..251		0926856-6..295		3052034-0..276, 278		3056493-4..267	
0925081-2..251, 253		0926860-8..99		3052513-3..278		4003491-2..22	
0925108-3..206		0926865-7..267		3052529-9..262, 264, 268		4004054-5..19	
0925109-1..206		0927157-8..285		3052538-0..265		4021227-6..45	
0925110-9..206		0927172-7..81, 242		3052546-3..263, 265		4025229-8..43	
0925192-7..250, 253		0927180-0..257		3052551-3..263, 265		4025230-6..43	
0925173-5..242		0927181-8..300		3052552-1..263, 265		4025385-8..47	
0925196-8..239		0927199-0..40		3052553-9..263, 264		4025391-6..29	
0925271-9..246		0927235-2..285		3052617-2..280		4027416-9..19	
0925280-0..241		0927236-0..163		3052620-6..280		4027439-1..21	
0925466-5..103		0927473-9..103		3052621-4..280		4027565-3..216	
0925590-2..235		0927475-4..13		3052622-2..268		4027595-0..216	
0925758-5..31, 85		0927508-2..116		3052625-5..261		4027687-5..216	
0925785-8..268		0927509-0..116		3052626-3..261		4028261-8..20	
0925786-6..268		0927513-2..242		3052627-1..268		4041097-9..86	
0925787-4..280		0927514-0..31		3052640-4..263, 264		4042081-2..83	
0925788-2..280		0927522-3..81		3052642-0..277, 279		4044209-7..87	
0925807-0..241		0927574-4..81, 163		3052644-6..277, 279		4044210-5..87	
0925832-8..261		0927608-0..205		3052711-3..281		4044211-3..87	
0925919-3..245		0927621-3..295		3052714-7..269		4044212-1..87	
0925923-4..251, 253		0927637-9..163		3052765-9..264		4048596-3..44	
0925929-2..251		0927972-0..185		3052766-7..264		4048597-1..44	
0925930-0..251, 253		0928130-4..190		3052767-5..257, 264		4048598-9..44	
0925931-8..251, 252, 253		0928146-0..169		3052768-3..257, 264		4053409-1..37	
0925932-6..251		0928197-3..197		3052838-4..279		4053410-9..37	
0925933-4..249, 253		0928235-1..163		3052842-6..278		4053968-6..87	
0925934-2..249		0928342-5..242		3052844-2..277, 278		4054566-7..71	
0925935-9..249, 250		1131019-0..153		3052845-9..277, 278		4054568-3..71	
0925936-7..241, 253, 275		3001559-8..239THRU 261		3052846-7..277, 278		4054569-1..71	
0925937-5..247		3002767-6..109		3052847-5..273		4055031-1..71	
0925938-3..246		3002768-4..109		3052879-8..262, 264, 266		4055032-9..71	
0925947-4..173		3002769-2..109		3052920-0..266		4055033-7..71	
0925954-0..171		3008144-2..302		3052942-4..276, 278		4055034-5..71	
0925966-4..102		3008156-6..276THRU 302		3052991-1..279		4055195-4..65	
0925986-2..245		3008158-2..302		3052992-9..279		4055971-8..37	
0926059-7..95, 99		3008159-0..302		3052994-5..279		4056239-4..65	
0926077-9..185		3008150-8..302		3052995-2..265		4056290-2..65	
0926078-7..175		3008165-7..302		3052996-0..265		4056291-0..65	

NUMERICAL INDEX

Part No.	Page	Part No.	Page	Part No.	Page	Part No.	Page
4056293-6..65		4336129-4..26		4339017-8..17		4347832-0..29	
4056294-4..65		4336130-2..26		4339021-0..37		4347872-6..75	
4056295-1..65		4336131-0..26		4339022-8..37		4347924-5..27	
4056296-9..65		4336142-7..29		4339036-8..15		4347938-5..33	
4056298-5..65		4336143-5..29		4339037-6..15		4348020-1..33	
4056300-9..65		4336145-0..29		4339038-4..15		4348038-3..33	
4056302-5..65		4336146-8..26		4339103-6..86		4348044-1..33	
4056303-3..65		4336148-4..26		4339116-8..84		4348083-9..33	
4056305-8..65		4336153-4..26		4339118-4..85		4348107-6..19	
4056306-6..65		4336156-7..88		4339119-2..84		4348129-0..29	
4056314-0..65		4336157-5..25		4339123-4..37		4348130-8..29	
4059024-2..65		4336178-1..26		4339127-5..85		4348133-2..27	
4059029-1..65		4336182-3..88		4339128-3..37		4348136-5..19	
4059030-9..65		4336234-2..29		4339150-7..37		4348184-5..37	
4059049-9..65		4336249-0..47		4339151-5..85		4348185-2..65	
4059050-7..65		4336250-8..47		4339198-6..37		4348215-7..33	
4059051-5..65		4336263-1..89		4339219-0..29		4348218-1..34	
4059380-8..71		4336432-2..15		4339220-8..29		4348303-1..33	
4059979-7..71		4336436-3..63		4339378-4..60		4348440-1..29	
4115287-7..85		4336491-8..19		4339434-5..26		4348757-8..87	
4131061-5..65		4336506-3..88		4339454-3..37		4348825-3..87	
4250898-6..23		4336531-1..47		4339496-4..63		4348856-8..16	
4251849-8..31		4336532-9..47		4339498-0..26		4348857-6..16	
4253270-5..61		4336546-9..49		4339499-8..26		4348858-4..16	
4253435-4..49		4336558-4..63		4339503-7..87		4348859-2..16	
4253453-7..27		4336609-5..21		4339505-2..26		4348883-2..33	
4253490-9..19		4336646-7..29		4339532-6..63		4348885-7..33	
4253751-4..37		4336676-4..21		4339533-4..63		4348891-5..33	
4253771-2..85		4336681-4..49		4339546-6..25		4348894-9..33	
4253773-8..216		4336758-0..26		4339547-4..25		4348900-4..16	
4253862-9..81, 83		4336897-6..21		4339559-9..47		4348991-3..22	
4254154-0..31		4337047-7..33		4339560-7..47		4348992-1..22	
4254173-0..27		4337455-2..63		4339561-5..47		4348993-9..22	
4254363-7..29		4337478-4..29		4339562-3..47		4348994-7..22	
4254891-7..19		4337479-2..29		4339563-1..47		4348995-4..22	
4254951-9..71		4337602-9..89		4339606-8..63		4349157-0..29	
4254977-4..33		4337683-9..23		4339624-1..25		4349193-5..63	
4255003-8..66		4337684-7..23		4339625-8..25		4349257-8..29	
4255010-3..43		4337685-4..23		4339659-7..29		4349305-5..27	
4255286-9..71		4337686-2..23		4339691-0..49		4349629-8..15	
4255287-7..71		4337687-0..23		4339697-7..84		4349630-6..15	
4255336-2..20		4337688-8..23		4339698-5..84		4349631-4..15	
4255465-9..17		4337689-6..23		4339712-4..47		4349632-2..15	
4255585-4..22		4337690-4..23		4339827-0..63		4349953-2..87	
4255606-8..63		4337698-7..23		4339848-6..25		4354163-0..19	
4255644-9..63		4337699-5..23		4339851-0..44		4354175-4..15	
4255723-1..29		4337700-1..23		4339949-2..49		4354261-2..22	
4255757-9..47		4337701-9..17		4339954-2..19, 31		4354291-9..9	
4255916-1..30		4337702-7..17		4343799-5..26		4354294-3..25	
4255961-7..216		4337703-5..17		4344938-8..44		4354295-0..25	
4255962-5..216		4337704-3..17		4346099-7..15		4354304-0..19	
4255977-3..63		4337705-0..17		4346100-3..15		4354306-5..19	
4300145-2..75		4337710-0..22		4346108-6..15		4354391-7..43	
4304907-1..20		4337711-8..22		4346169-8..34		4354393-3..43	
4317554-6..89		4337712-6..22		4346208-4..60, 61		4354394-1..43	
4335056-0..87		4337713-4..22		4346246-4..19		4354407-1..26	
4335320-0..87		4337714-2..22		4346307-4..29		4354414-7..19	
4335371-3..19		4337715-9..23		4346456-9..19, 31, 75		4354415-4..19	
4335382-0..33		4337716-7..23		4346744-8..87		4354449-3..31	
4335455-4..15		4337723-3..29		4347031-9..89		4354490-7..26	
4335456-2..15		4337764-7..15		4347061-6..16		4354537-5..89	
4335534-6..15		4337972-6..16		4347413-9..15		4354538-3..13	
4335550-2..19		4338143-3..29		4347416-2..15		4354553-2..22	
4335608-8..34		4338242-3..89		4347419-6..15		4354568-0..33	
4335666-6..37		4338243-1..88		4347465-9..16		4354573-0..33	
4335711-0..19		4338299-3..29		4347511-0..29		4354635-7..15	
4335712-8..19		4338310-8..27		4347543-3..31		4354681-1..30	
4335808-4..87		4338663-0..87		4347572-2..34		4354684-5..34	
4336127-8..25		4338684-6..60		4347619-1..26		4354687-8..34	
4336128-6..25		4338803-2..45		4347659-7..33		4354714-0..66	

NUMERICAL INDEX

Part No.	Page	Part No.	Page	Part No.	Page	Part No.	Page
4354748-8..17		4359113-0..25		4385480-1..29			
4354750-4..34		4359114-8..25		4387529-3..217			
4354778-5..17		4359115-5..25		4388202-6..26			
4354737-6..17		4359116-3..25		4388205-9..26			
4354788-4..17		4359117-1..25		4388349-5..63			
4354831-2..47		4359168-4..21		4388648-0..59			
4354954-2..44		4359192-4..25		4389058-1..15			
4354963-3..44		4359193-2..25		4389732-1..34			
4355843-6..216		4359231-0..216		4390838-3..22			
4357323-7..22		4359237-7..216		4391160-1..15			
4357328-6..19		4359248-4..71		4500230-0..16			
4357409-4..19		4359271-6..216		4500300-1..21			
4357429-2..43		4359278-1..22		4506607-3..136			
4357430-0..6, 43		4359280-7..87		4506737-8..85			
4357434-2..47		4359281-5..86		4506946-5..29			
4357554-7..84		4359293-0..216		4507034-4..87			
4357643-8..61		4359308-6..216		4507091-9..86			
4357644-6..61		4359310-2..33		4507359-0..47			
4357645-3..63		4359360-7..17		4509035-4..34			
4357646-1..66		4359425-8..19		4511213-3..45			
4357647-9..63		4359564-4..216		4511243-0..45			
4357655-2..63		4359565-1..31		4513552-2..47			
4357656-0..63		4359567-7..47		4514091-0..85			
4357689-1..85		4359568-5..31		4660358-5..16			
4357690-9..85		4359569-3..216		4660369-2..29			
4357691-7..85		4359570-1..13		4660408-8..216			
4357692-5..85		4359583-4..16		4752075-4..21			
4357696-6..218		4359584-2..26					
4357701-4..85		4359586-7..16					
4357705-5..85		4359587-5..218					
4357706-3..85		4359588-3..216					
4357732-9..26		4359603-0..10					
4357733-7..27		4359625-3..31					
4357735-2..27		4359639-4..44					
4357736-0..27		4359650-1..21					
4357744-4..218		4359741-8..60, 61					
4357745-1..218		4359757-4..17					
4357775-8..27		4359758-2..17					
4357792-3..19		4362338-8..15					
4357805-3..31		4364422-8..29					
4357810-3..31		4371021-9..37					
4357828-5..218		4371323-9..27					
4357837-6..31		4371324-7..27					
4357855-8..31		4371503-6..22					
4358582-7..15		4371718-0..44					
4358587-6..84		4372325-3..37					
4358696-5..9		4372854-1..26					
4358724-5..49		4373069-6..30					
4358728-6..63		4373610-7..37					
4358745-0..17		4373612-3..37					
4358753-4..9		4373613-1..37					
4358754-2..89		4373614-9..37					
4358763-3..85		4373770-9..30					
4358786-4..86		4374127-1..34					
4358787-2..87		4375686-5..86					
4358790-6..21		4375937-2..26					
4358840-9..21		4375953-9..63					
4358911-8..63		4376294-7..34					
4358934-0..63		4376497-6..26					
4358984-5..25		4376749-0..21, 26, 37					
4358988-6..29		4378031-1..45					
4358989-4..29		4378033-7..45					
4359029-8..25		4379263-9..37					
4359030-6..25		4379268-3..37					
4359056-1..33		4379269-6..37					
4359059-5..47		4379305-8..29					
4359072-8..25		4379723-2..63					
4359097-5..20		4380652-0..45					
4359106-4..47		4380656-1..45					
4359112-2..25		4380662-9..45					

74320973