

REPAIR PARTS LIST


FOR

ALLIS-CHALMERS

MODEL

HD 10

TRACTOR



ALLIS-CHALMERS MFG. CO.

TRACTOR DIVISION, MILWAUKEE, U. S. A.

SPRINGFIELD, ILL., WORKS

FORM TPL-126B

PACKAGED REPAIRS

For convenience in ordering and handling, and to insure of genuine parts being supplied to ALLIS-CHALMERS tractor owners, the following repairs are packaged, in most cases being offered at special prices.

Group	Package Name	Package No.	Parts Included		
			Qty.	Part No.	Name
Engine	Engine Repair Package	041783	See Page 7 for Details		
Transmission	Bevel Pinion and Gear Package	042022	1 1	041012 031115	Bevel Pinion Bevel Gear
	Cam Block Package	043397	6 6 6	204664 903731 040769	Cam Block Capscrew Screw Lock
Track	Track Pin Package	033856	31 1	060215 060216	Track Pin Master Pin

SINCE THE MODEL "HD10" TRACTOR IS AVAILABLE IN TWO SIZES (62" TREAD AND 74" TREAD), CARE SHOULD BE TAKEN THAT THE PROPER REPAIR PARTS ARE ORDERED. BY TREAD SIZE IS MEANT THE MEASUREMENT FROM CENTER TO CENTER OF THE TRACKS. THE 62" TREAD MODEL HAS THE PREFIX "HD10" STAMPED BEFORE THE TRACTOR SERIAL NUMBER. THE 74" TREAD MODEL HAS THE PREFIX "HD10W".

ALLIS-CHALMERS WARRANTY .....

"ALLIS-CHALMERS MANUFACTURING COMPANY warrants that it will repair f.o.b. its factory, or furnish without charge f.o.b. its factory, a similar part to replace any material in its machinery which within six months after the date of sale by the Dealer, is proven to the satisfaction of the Company to have been defective at the time it was sold, provided that all parts claimed defective shall be returned properly identified to the Company's Factory, charges prepaid.

"This warranty is the only warranty, either express or implied, upon which said machinery is purchased. No other warranty has been made or exists, either expressly or by implication, all statutory and implied warranties being hereby expressly waived and excluded from this transaction and the Company's liability in connection with this transaction is expressly limited to the repair or replacement of defective parts, all other damages, statutory or otherwise, being hereby expressly waived.

"This warranty applies only to new and unused machinery, which, after shipment from the factory of the Company, has not been altered, changed, repaired, or treated in any manner whatsoever. No warranty of any kind, statutory, implied or otherwise, shall apply to trade accessories, attachments, tools, or implements not manufactured by the Company, or to second-hand machinery, or to new and unused machinery, which, after shipment from the Factory of the Company, has been altered, changed, repaired, or treated in any manner whatsoever.

"No representative of the Company has authority to change this warranty or this contract in any manner whatsoever, and no attempt to repair or promise to repair or improve the machinery covered by this contract by any representative of the Company shall waive any consideration of the contract, or change or extend this warranty in any manner whatsoever.

IMPORTANT

Always give the number of your tractor when ordering parts.

The tractor serial number will be found stamped on the rear end of the transmission case at the right side. The engine serial number is stamped on the right-hand side of the cylinder block.

To obtain parts promptly, give part name and part number.

Order parts from the dealer for your territory.

Repairs for standard motor accessories such as generators and starting motors should be ordered from authorized Service Stations maintained by manufacturers of these units throughout the country.

Always state post office address, town, county and state where parts are to be shipped. Also specify whether material is to be shipped by freight, express or parcel post.

Confirm all telephone or telegraph orders in writing.

No credit will be allowed on parts unless they are returned to the dealer from whom they were purchased; from there they will be returned, at the customer's expense, to the factory for inspection.

Unless claims for shortages or errors are made immediately upon receipt of goods, they will not be considered.

When broken goods are received, a full description of the damage should be made by the carrier agent on the freight bill. If this description is insisted upon, full damage can always be collected from the transportation company.

No responsibility is assumed for delay or damage to merchandise while in transit. Our responsibility ceases upon delivery of shipment to the transportation company from whom a receipt is received showing that shipment was in good condition when delivered to them; therefore, claims (if any) should be filed with the transportation company and not with Allis-Chalmers Manufacturing Company.

The right is reserved to change the construction or material of any parts where it seems desirable to do so, without incurring the obligation of installing such changes on tractors already delivered.

TELEGRAPHIC CODE

For convenience and economy when ordering parts by telegram, code words may be used for each part number. This code is made up of a combination of letters least likely to be mixed in sending. The figures are represented by the letters set opposite below:

1 - A	3 - J	5 - M	7 - Q	9 - X	Hyphen (-) - Z
2 - B	4 - K	6 - N	8 - W	0 - Y	

Thus, Part Number 35252 would be transmitted as five separate words (Three, five, two, five, two), whereas, by the use of the code, the number could be transmitted as one word (JMBMB). Do not order parts by code unless the order is sent by telegram.

Wherever letters of the alphabet appear in a part number, use the hyphen (Code letter Z) to separate the prefix or suffix from the numerals. (Example: AM-9740 would read AMZKQKY).

Within the United States, part numbers up to five digits may now be sent as one word, (Example: 35252) without recourse to coding. However, in the case of foreign wires and cables, each number is considered as a separate word which makes the use of coding highly desirable.

In sending wire orders, it is important that a one-word description of the part wanted be specified after each part number. In event the message is received with incorrect part number, it will help us to ascertain the part actually required. Confirm each telegraphic order by mail in order that it may be checked, and if not correctly transmitted, the error detected.

Shipping or other instructions in the body of a telegram which normally consists of many words, can be condensed into one by the use of the proper code word as given below:

AIRYX - Ship by Air Express  
 SONST - Ship to me (us) by Express  
 SOOTY - Ship by Express to  
 SOYON - Ship to me (us) by Mail  
 SOBOS - Ship by Mail to  
 SORAT - Ship to me (us) by Freight  
 SAPAT - Ship by Freight to  
 SPLAT - When and how did you ship parts on my (our) order  
 SPATS - When and how will you ship parts on my (our) order  
 STAUB - Cancel my (our) parts order  
 STUFE - Add to my (our) parts order  
 SOMOR - Duplicate shipment of my (our) order

INDEX

<u>Name</u>	<u>Page</u>	<u>Name</u>	<u>Page</u>
Air Cleaner . . . . .	.31	Hood . . . . .	67
Air Heater . . . . .	.37	Hour Meter . . . . .	.33, 65
Balance Shaft . . . . .	.10	Injectors . . . . .	19
Bevel Gear . . . . .	.51	Injector Control . . . . .	19
Blower . . . . .	.13	Instruments . . . . .	35
Brakes . . . . .	.57	Manifold, Exhaust . . . . .	29
Bumper . . . . .	.67	Manifolds, Fuel . . . . .	17
Camshaft . . . . .	.10	Manifold, Water . . . . .	29
Clutch, Engine . . . . .	.45	Master Clutch . . . . .	45
Clutch, Steering . . . . .	.51	Master Clutch Control . . . . .	45
Connecting Rod . . . . .	7	Muffler . . . . .	29
Controls, Engine . . . . .	.39	Oil Coller . . . . .	27
Cowl . . . . .	.67	Oil Filters . . . . .	27
Crankcase . . . . .	5	Oil Pump . . . . .	25
Crankshaft . . . . .	6	Piston . . . . .	7
Cylinder Block . . . . .	5	Power Pulley . . . . .	73
Cylinder Head . . . . .	9	Power Takeoff . . . . .	75
Drawbar . . . . .	.65	Pull Hook . . . . .	70
Electrical System . . . . .	.41	Pump, Fuel . . . . .	17
Engine Heater . . . . .	.77	Pump, Lubricating Oil . . . . .	25
Engine Support . . . . .	.70	Pump, Water . . . . .	11
Exhaust manifold . . . . .	.29	Radiator . . . . .	29
Fan . . . . .	.32	Radiator Shell . . . . .	67
Fenders, Front . . . . .	.67	Rear Fenders . . . . .	69
Fenders, Rear . . . . .	.69	Seat . . . . .	69
Filter, Fuel Oil . . . . .	.17	Stabilizer . . . . .	59
Filter, Lub. Oil . . . . .	.27	Steering Clutch . . . . .	51
Final Drive . . . . .	.51	Steering Clutch Control . . . . .	55
Flywheel . . . . .	6	Street Plates . . . . .	71
Front Fenders . . . . .	.67	Tool Equipment . . . . .	79
Front Pusher . . . . .	.78	Track . . . . .	65
Front Track Idler . . . . .	.62	Track Release . . . . .	63
Fuel Filter . . . . .	.17	Track Support Roller . . . . .	61
Fuel Manifolds . . . . .	.17	Transmission Case and Covers . . . . .	43
Fuel Pump . . . . .	.17	Transmission Gears . . . . .	47
Fuel Tank and Lines . . . . .	21, 23	Truck Frame . . . . .	59
Gear Shift . . . . .	.49	Truck Wheel . . . . .	60
Governor . . . . .	.15	Valve Action . . . . .	9
Grease Guns . . . . .	79, 80, 81, 82	Water Manifold . . . . .	29
Grouzers . . . . .	.71	Water Pump . . . . .	11

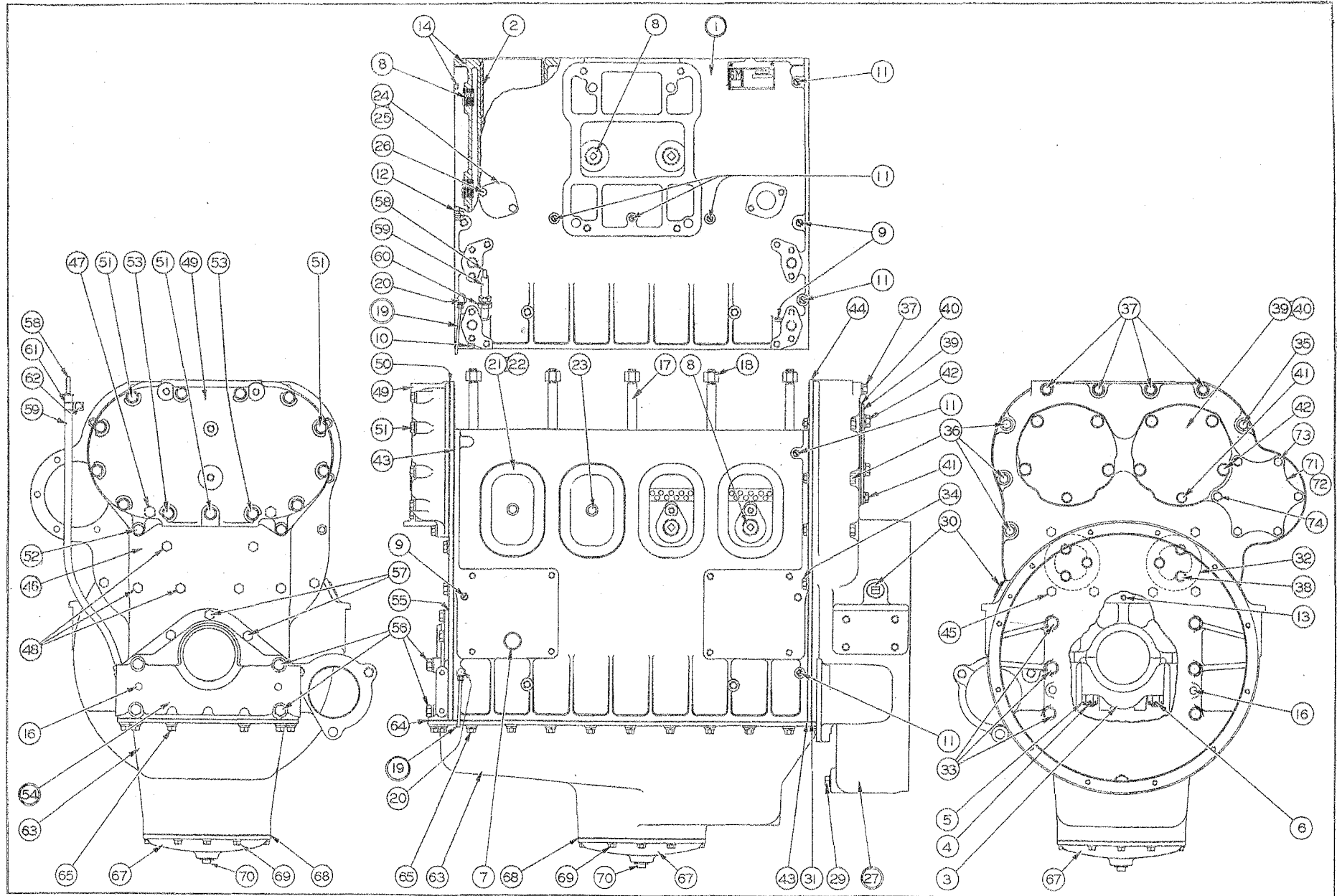


PLATE I - CYLINDER BLOCK AND CRANKCASE

CYLINDER BLOCK AND CRANKCASE  
(See Plate 1)

Item	Part Number	Qty.	Name
1	5155331	1	Cylinder Block Assembly (Includes items 3 to 17; and items 19 and 20)
2	5151595	4	Cylinder Liner
3	5151414	5	Main Bearing Cap
4	5151154	10	Main Bearing Cap Stud
5	5150572	10	Main Bearing Cap Stud Nut
6	900806	10	Cotter Pin 1/8" x 1"
7	5150014	1	Cup Plug 1-1/4"
8	913046	10	Brass Pipe Plug 1" Countersunk
9	5154268	3	Pipe Plug 1/4" Slotted
10	5154177	1	Pipe Plug 3/8" Slotted
11	5154156	7	Pipe Plug 1/8"
12	913045	2	Brass Pipe Plug 1/2" Countersunk
13	5150130	2	Oil Hole Plug 5/16" Diameter
14	5151122	6	Oil Hole Plug 3/8" Diameter
16	5151576	4	Dowel Pin
17	5151159	10	Cylinder Head Stud
-----			
18	5150013	10	Cylinder Head Stud Nut
18A	5153069	2	Air Box Drain Tube } Discontinued on Engine #4712323
18B	910129	2	Elbow Fitting } Items 19 and 20 may be used instead
19	5154969	2	Air Box Drain Tube With Nut } Effective with Engine #4712323
20	044471	2	Elbow Fitting
21	5153117	2	Handhole Cover
22	5150020	2	Handhole Cover Gasket
23	5153129	2	Handhole Cover Bolt 3/8" x 2-1/4"
	040400	2	Handhole Cover Bolt Gasket
	911115	2	Flat Washer 3/8"
24	5150023	1	Water Hole Cover
25	5150024	1	Water Hole Cover Gasket
26	903626	2	Hex Capscrew 5/16" N.C. x 3/4"
	904205	2	Lockwasher 5/16"
27	5152837	1	Flywheel Housing Assembly (Includes item 29; also Crankshaft Oil Seal 5150646)
29	912726	1	Pipe Plug 3/4" Standard (In item 27)
30	901666	1	Pipe Plug 1" Countersunk (Timing Hole Plug)
31	5150054	1	Flywheel Housing Gasket (Large)
32	5150055	2	Flywheel Housing Gasket (Small)
33	5154688	6	Hex Capscrew 1/2" N.C. x 3-1/4" } Housing to Block
	904208	6	Lockwasher 1/2"
34	35439	2	Capscrew 3/8" x 1" } Housing to Block
	904206	2	Lockwasher 3/8"
35	041911	1	Hex Capscrew 3/8" N.F. x 3-1/2" } Housing to Plate
	911041	1	Hex Nut 3/8" N.F.
36	904206	1	Lockwasher 3/8" } Housing to Plate
	041959	3	Hex Capscrew 3/8" N.F. x 4-1/4"
37	911041	3	Hex Nut 3/8" N.F. } Housing to Plate
	904206	3	Lockwasher 3/8"
38	042265	4	Hex Capscrew 3/8" N.F. x 3-1/4" } Housing to Idler Gear Hub
	904206	4	Lockwasher 3/8"
39	913014	6	Hex Capscrew 3/8" N.F. x 1-1/8"
40	904306	6	Lockwasher 3/8"
41	5150058	2	Flywheel Housing Cover
42	5150059	2	Flywheel Housing Cover Gasket
	912187	2	Hex Capscrew 7/16" N.C. x 1"
43	904207	2	Lockwasher 7/16"
	35220	2	Hex Capscrew 1/2" N.C. x 1-1/8"
44	904208	2	Lockwasher 1/2" } End Plate to Block
	35439	6	Hex Capscrew 3/8" N.C. x 1"
45	904206	6	Lockwasher 3/8" } End Plate to Block
	5152878	1	Cylinder Block End Plate - Front
46	35220	2	Hex Capscrew 1/2" N.C. x 1-1/8" } End Plate to Block
	904208	2	Lockwasher 1/2"
47	35439	6	Hex Capscrew 3/8" N.C. x 1" } End Plate to Block
	904206	6	Lockwasher 3/8"
48	5150410	1	Balance Weight Cover
49	5150071	1	Balance Weight Cover Gasket
50	041913	11	Hex Capscrew 5/8" N.F. x 2-7/8"
	904206	11	Lockwasher 3/8"
51	041914	2	Hex Capscrew 3/8" N.C. x 1-7/8"
	904206	2	Lockwasher 3/8"
52	041915	2	Hex Capscrew 3/8" N.C. x 3-1/2"
	904206	2	Lockwasher 3/8"
53	5153372	1	Crankshaft Front Cover Assembly (Includes Crankshaft Oil Seal 5153373)
54	5150181	1	Crankshaft Front Cover Gasket
55	903841	4	Hex Capscrew 1/2" N.C. x 2-1/4"
	904206	4	Lockwasher 1/2"
56	910922	3	Hex Capscrew 3/8" N.F. x 3/4"
	904206	3	Lockwasher 3/8"
57	5153651	1	Oil Level Gauge Rod
58	5151893	1	Oil Gauge Rod Tube Assembly (1-Tube and 1-Nut)
59	5151430	1	Oil Gauge Tube Adapter
60	041919	1	Clip
61	913190	1	Hex Capscrew 5/16" N.F. x 1/2"
	904205	1	Lockwasher 5/16"

(Continued)

CYLINDER BLOCK AND CRANKCASE (Continued)

Item	Part Number	Qty.	Name
63	5153857	1	Oil Pan
64	5150116	1	Oil Pan Gasket
65	903772	26	Hex Capscrew 5/16" N.C. x 1"
	904205	26	Lockwasher 5/16"
67	5153787	1	Oil Pan Handhole Cover
68	5153788	1	Oil Pan Handhole Cover Gasket
69	903772	8	Hex Capscrew 5/16" N.C. x 1"
	904205	8	Lockwasher 5/16"
70	912726	1	Pipe Plug 3/4" Standard
71	5154869	1	Flywheel Housing Star Cover
72	5150057	1	Flywheel Housing Star Cover Gasket
73	040426	4	Hex Capscrew 3/8" N.F. x 5"
	911041	4	Hex Nut 3/8" N.F.
74	904206	4	Lockwasher 3/8"
	35439	2	Hex Capscrew 3/8" N.C. x 1"
	904206	2	Lockwasher 3/8"

} Effective with tractor WD10-303

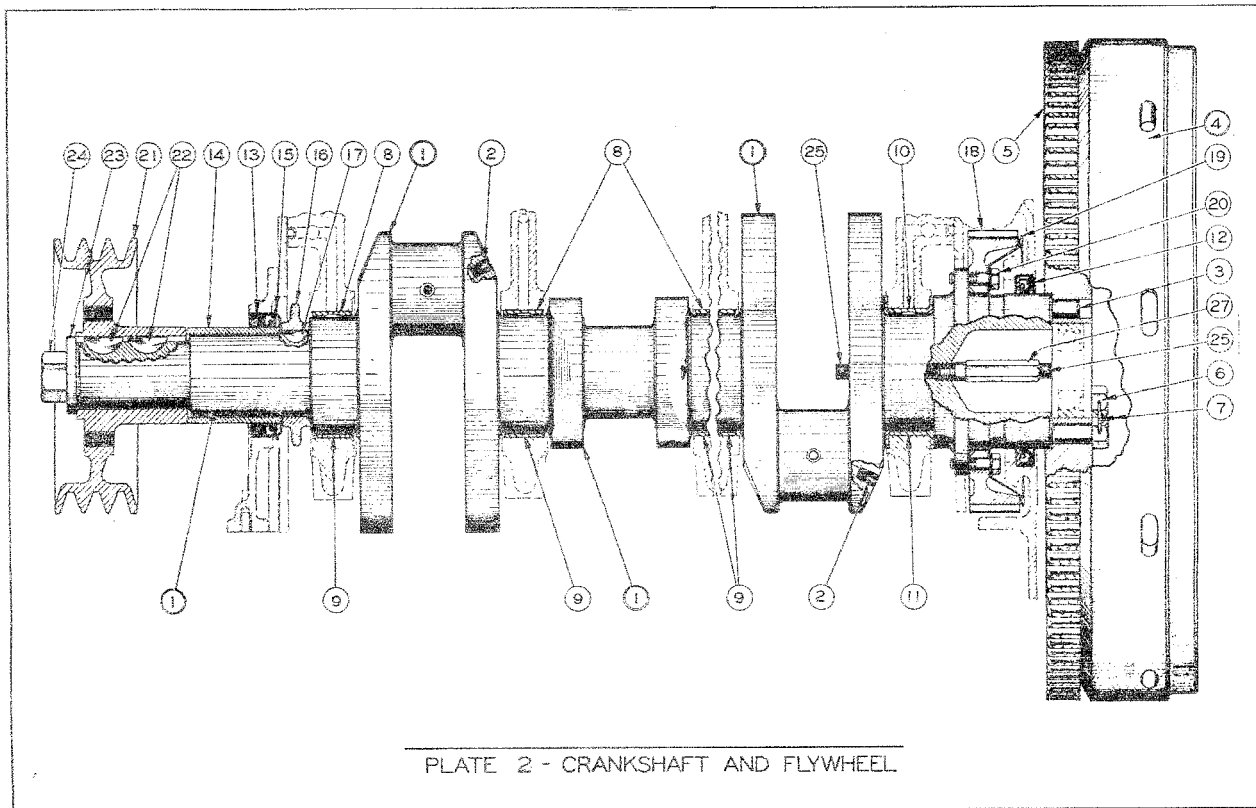


PLATE 2 - CRANKSHAFT AND FLYWHEEL

CRANKSHAFT AND FLYWHEEL  
(See Plate 2)

Item	Part Number	Qty.	Name	Item	Part Number	Qty.	Name	
1	5152743	1	Crankshaft Assembly (Includes items 2 and 3)	12	5150846	1	Rear Oil Seal	
2	5154156	4	Oil Hole Plug	13	5153373	1	Front Oil Seal	
	5150069	3	Oswal	14	5151420	1	Oil Seal Spacer	
3	5150069	3	Oswal	15	5150174	1	Front Oil Slinger	
4	5153782	1	Flywheel Assem. (Incl. item 5)	16	5151217	1	Oil Pump Drive Sprocket	
5	5153779	1	Flywheel Ring Gear (In item 4)	17	905123	1	#9 Woodruff Key 3/16" x 3/4"	
6	5150454	6	Flywheel Bolt	18	5150518	1	Crankshaft Gear	
7	23775	3	Lockwire 10" Long	19	5150710	1	Crankshaft Gear Oil Slinger	
8	5152916	4	Bearing - Upper (Standard size)	20	5150271	6	Crankshaft Gear Bolt	
	5152979	4	Bearing - Upper (.010" Undersize)		904206	6	Lockwasher 3/8"	
	5153682	4	Bearing - Upper (.020" Undersize)		21	042401	1	Fan Drive Pulley
	5153574	4	Bearing - Upper (.030" Undersize)		22	911201	2	Woodruff Key "E"
9	5150017	4	Bearing - Lower (Standard size)	23	040101	1	Washer	
	5151309	4	Bearing - Lower (.010" Undersize)	24	5153623	1	Crankshaft Bolt	
	5153583	4	Bearing - Lower (.020" Undersize)	25	040635	1	Pilot Bearing Oiling Wick	
	5153573	4	Bearing - Lower (.030" Undersize)	26	5153935	1	Oiling Wick Holder (Used on first 25 engines only)	
10	5154860	1	Rear Bearing - Upper (Standard size)	27	040834	1	Oiling Wick Holder (Effective with engine #471403)	
	5155924	1	Rear Bearing - Upper (.010" Undersize)					
	5155926	1	Rear Bearing - Upper (.020" Undersize)					
	5155928	1	Rear Bearing - Upper (.030" Undersize)					
11	5154379	1	Rear Bearing - Lower (Standard size)					
	5155925	1	Rear Bearing - Lower (.010" Undersize)					
	5155927	1	Rear Bearing - Lower (.020" Undersize)					
	5155929	1	Rear Bearing - Lower (.030" Undersize)					

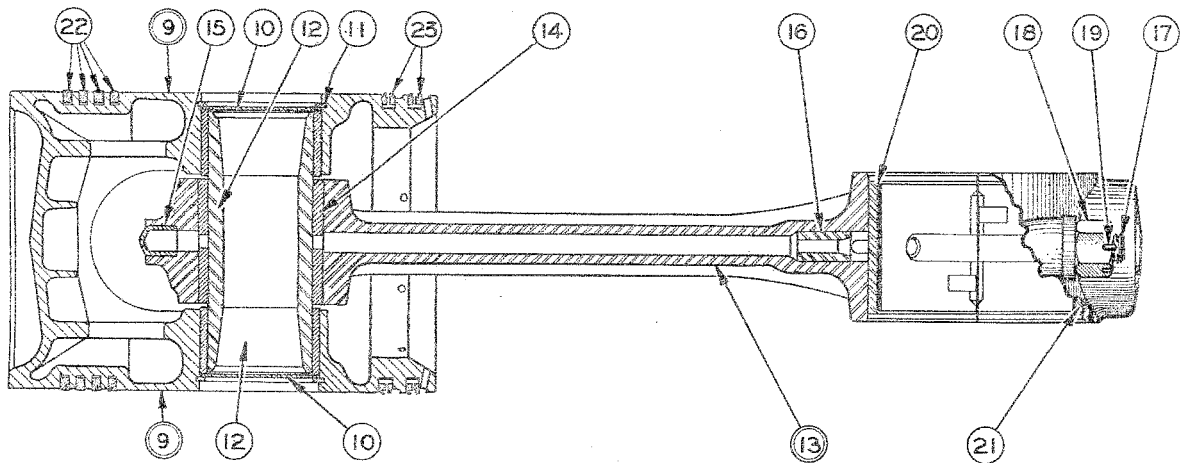


PLATE 3 - PISTON AND CONNECTING ROD

PISTON AND CONNECTING ROD  
(See Plate 3)

Item	Part Number	Qty.	Name		
1	5153773	4	Piston Assembly (Not serviced. Order items 9 and 12)	} Discontinued on engine #4711023	
2	5153558	4	Piston Pin (Not serviced. Order item 12)		
3	5150103	8	Piston Pin Cap		
4	5150096	4	Piston Pin Bearing Outer Race		
5	5150098	320	Piston Pin Bearing Roller		
6	5150097	4	Piston Pin Bearing Guide Ring		
7	5150099	8	Piston Pin Bearing Retaining Ring		
8	5153416	4	Connecting Rod Assembly (Not serviced. Order item 13)		
9	5154419	4	Piston Assembly (Includes items 10 and 11)		
10	5153592	8	Piston Pin Retainer		} In item 9
11	5153562	8	Piston Pin Lock Ring		
12	5153590	4	Piston Pin	} Effective with engine #4711023	
13	5154332	4	Connecting Rod Assembly (Includes items 14 to 19 inclusive)		
14	5151350	8	Connecting Rod Bushing (In item 13)		
15	5150140	4	Connecting Rod Spray Nozzle		
16	5154360	4	Connecting Rod Orifice 7/16" Diameter		
17	5150094	8	Connecting Rod Bolt		
18	5150095	8	Connecting Rod Bolt Nut		
19	900802	8	Cotter Pin 3/32" x 1"		
	5150106	4	Connecting Rod Bearing Shell - Upper (Standard size)		} In items 8 and 13
20	5151317	4	Connecting Rod Bearing Shell - Upper (.010" Undersize)		
	5151318	4	Connecting Rod Bearing Shell - Upper (.020" Undersize)		
	5153584	4	Connecting Rod Bearing Shell - Upper (.030" Undersize)		
	5151528	4	Connecting Rod Bearing Shell - Lower (Standard size)	}	
21	5153075	4	Connecting Rod Bearing Shell - Lower (.010" Undersize)		
	5153076	4	Connecting Rod Bearing Shell - Lower (.020" Undersize)		
	5153585	4	Connecting Rod Bearing Shell - Lower (.030" Undersize)		
22	5154144	16	Piston Compression Ring		
23	5150105	8	Piston Oil Control Ring (3-piece)		

In view of the removable sleeve construction of this engine, oversize Pistons or Rings are not supplied. When appreciable wear occurs, new standard size parts should be installed. Owners may take advantage of the special offer on the engine repair kit listed below.

ENGINE REPAIR KIT #041783

- |             |                 |             |                  |             |                  |
|-------------|-----------------|-------------|------------------|-------------|------------------|
| 1 - 5151595 | Cylinder Liner  | 1 - 5153590 | Piston Pin       | 2 - 5150105 | Oil Control Ring |
| 1 - 5154419 | Piston Assembly | 4 - 5154144 | Compression Ring |             |                  |

The individual parts of this kit are marked for identification purposes and cannot be returned for credit except as a complete unit, in the original box, and with the parts in good condition and free of rust.

Oversize Piston Pins are not available. New standard size Pins and Bushings should be installed when appreciable wear occurs.



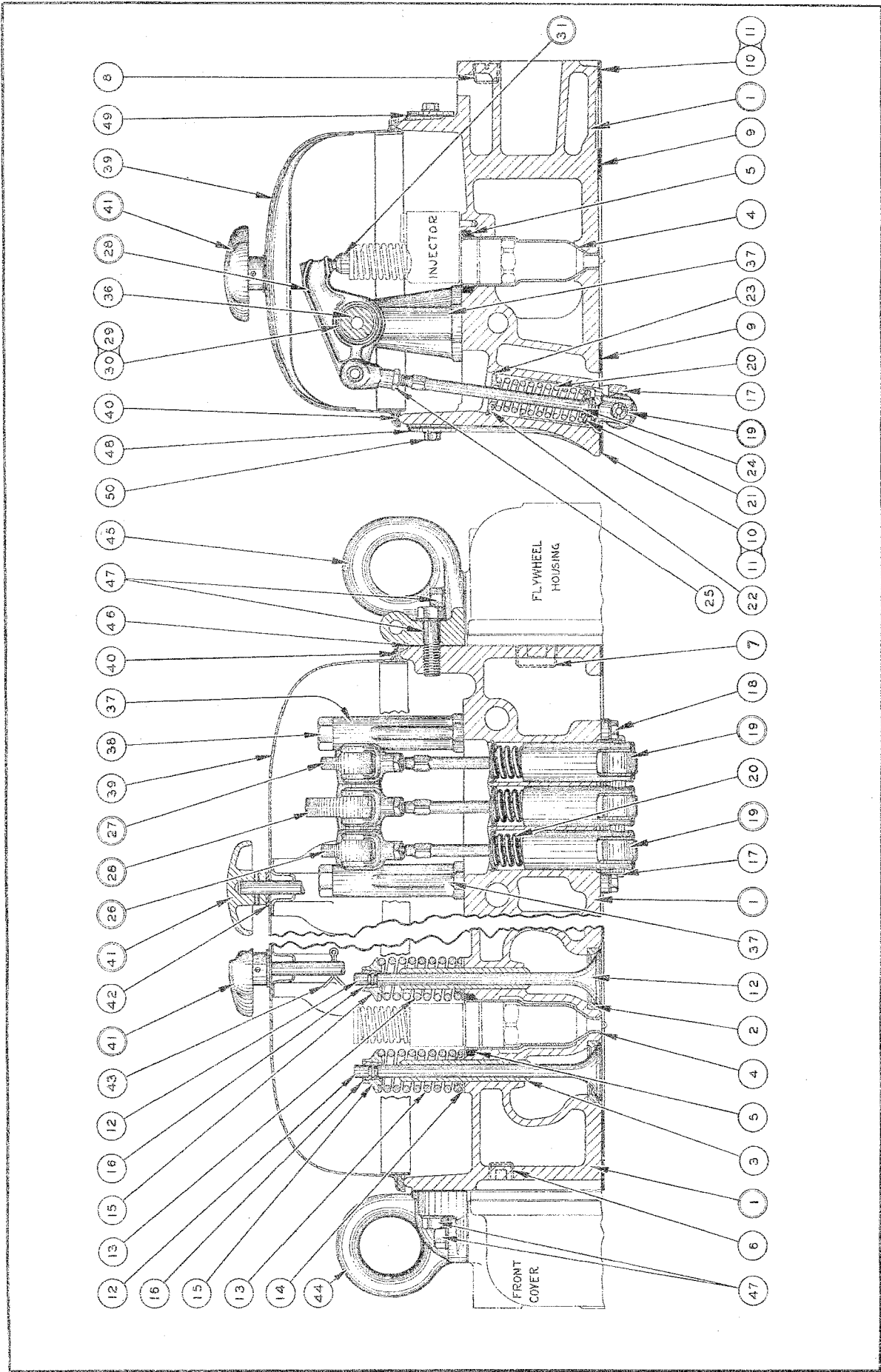


PLATE 4 - CYLINDER HEAD AND VALVE ACTION

CYLINDER HEAD AND VALVE ACTION  
(See Plate 4)

<u>Item</u>	<u>Part Number</u>	<u>Qty.</u>	<u>Name</u>	
1	5151266	1	Cylinder Head Assembly (Includes items 2 to 8 inclusive; also Manifold and Injector Studs)	
2	5151741	3	Exhaust Valve Insert	} In item 1
3	5150288	3	Exhaust Valve Guide	
4	5150041	4	Injector Hole Tube	
5	5150575	4	Injector Hole Tube Packing	
6	5154177	2	Oil Hole Plug 3/8" Countersunk	
7	913044	4	Brass Pipe Plug 3/4" Countersunk	
8	913049	2	Brass Pipe Plug 3/8" Slotted	
9	5150044	1	Cylinder Head Gasket	
10	5153978	2	Cylinder Head Oil Gasket - Side Piece	
11	5153978	2	Cylinder Head Oil Gasket - End Piece	
12	5153737	3	Exhaust Valve	
13	5150289	3	Exhaust Valve Spring	
14	5150292	3	Valve Spring Seat	
15	5150291	3	Valve Spring Cap	
16	5150290	16	Valve Spring Cap Lock (Half only)	
17	5150298	4	Cam Roller Guide	
18	{ 905655	3	Hex Capscrew 1/4" N.C. x 5/8"	
	{ 904204	3	Lockwasher 1/4"	
19	5150293	12	Cam Roller Follower Assembly (Separate parts are not serviced)	
20	5150301	12	Cam Follower Spring	
21	5150300	12	Cam Follower Spring Seat - Lower	
22	5150302	12	Cam Follower Spring Seat - Upper	
23	5150303	12	Upper Spring Seat Retainer	
24	5150299	12	Push Rod	
25	5151601	12	Push Rod Lock Nut	
26	5150304	4	Valve Rocker Arm and Clevis Assembly - Left	} Include items 29, and items 32 to 35 inclusive.
27	5150305	4	Valve Rocker Arm and Clevis Assembly - Right	
28	5150315	4	Injector Rocker Arm and Clevis Assembly (Includes items 30 to 35 inclusive)	
29	5150310	3	Valve Rocker Arm Bushing - Large (In items 26 and 27)	
30	5150318	4	Injector Rocker Arm Bushing - Large	} In item 28
31	5150319	4	Injector Rocker Arm Ball and Seat Assembly	
32	5150312	12	Push Rod Clevis	
33	5150314	12	Push Rod Clevis Pin	} In items 26, 27 and 28.
34	5150313	12	Push Rod Clevis Pin Bushing	
35	5150311	12	Rocker Arm Bushing - Small	} Not serviced separately.
36	5150322	4	Rocker Shaft	
37	5150324	3	Rocker Shaft Bracket	
38	5150325	3	Rocker Shaft Bracket Bolt	
39	5150322	1	Rocker Arm Cover	
40	5150328	1	Rocker Arm Cover Gasket	
41	5150330	2	Rocker Arm Cover Bolt Assembly (1-Knob; 1-Stud and 1-Pin)	
42	5150333	2	Rocker Arm Cover Bolt Washer	
43	900806	2	Cotter Pin 1/8" x 1"	
44	5150050	1	Engine Lifter Bracket - Front	
45	5150051	1	Engine Lifter Bracket - Rear	
46	5150052	2	Engine Lifter Bracket Gasket	
47	{ 041918	3	Hex Capscrew 7/16" N.C. x 1-1/2"	
	{ 904207	3	Lockwasher 7/16"	
48	5150268	2	Governor Hole Cover	
49	5150269	2	Governor Hole Cover Gasket	
50	{ 905655	4	Hex Capscrew 1/4" N.C. x 1/2"	
	{ 904204	4	Lockwasher 1/4"	

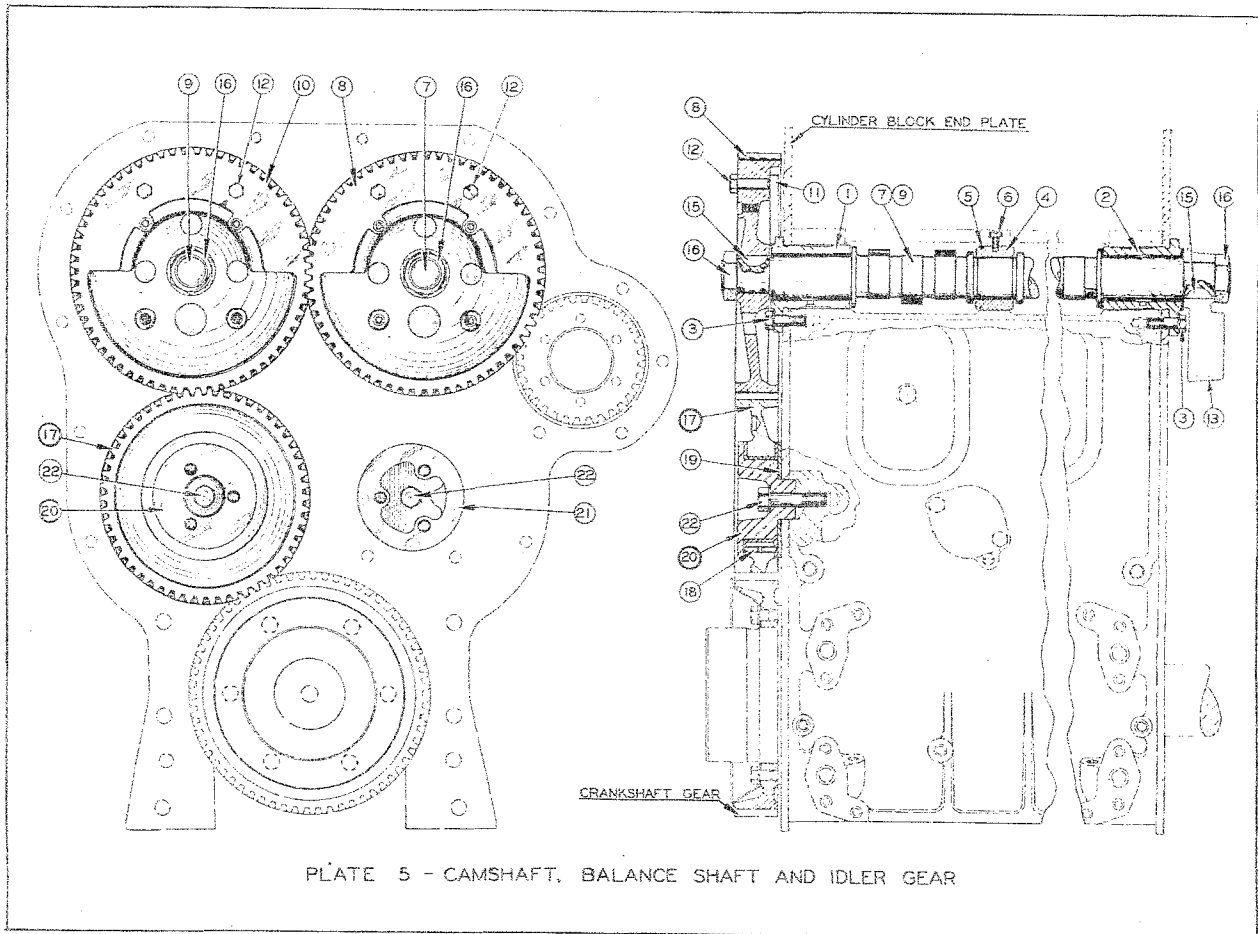


PLATE 5 - CAMSHAFT, BALANCE SHAFT AND IDLER GEAR

CAMSHAFT, BALANCE SHAFT AND IDLER GEAR  
(See Plate 5)

Item	Part Number	Qty.	Name
1	5153951	2	Camshaft and Balance Shaft End Bearing - Plain
2	5153954	2	Camshaft and Balance Shaft End Bearing - Grooved
3	903631	12	Hex Capscrew 3/8" H.C. x 1-1/4"
	904206	12	Lockwasher 3/8"
4	5150025	6	Camshaft Intermediate Bearing (Half only)
5	5150026	6	Camshaft Intermediate Bearing Lock Ring
6	5150027	3	Camshaft Intermediate Bearing Lock Bolt
7	5151986	1	Camshaft
8	5150379	1	Camshaft Gear
9	5150396	1	Balance Shaft
10	5150360	1	Balance Shaft Gear
11	5150089	4	Rear Balance Weight
12	13047	4	Hex Capscrew 3/8" H.P. x 1-1/2"
13	5153001	2	Front Balance Weight
15	5153914	4	Special Low Woodruff Key
16	5154318	4	Nut
17	5152814	1	Idler Gear Assembly (Includes item 18. Bushing is not serviced separately)
18	040393	2	Dowel Pin 3/16" x 1/2" (In item 17)
19	5150273	1	Idler Gear Spacer
20	5150274	1	Idler Gear Hub and Dowel Assembly
21	5150277	1	Spacer and Dowel Assembly
22	AL-8601	2	Hex Capscrew 1/2" H.C. x 2"
	904208	2	Lockwasher 1/2"

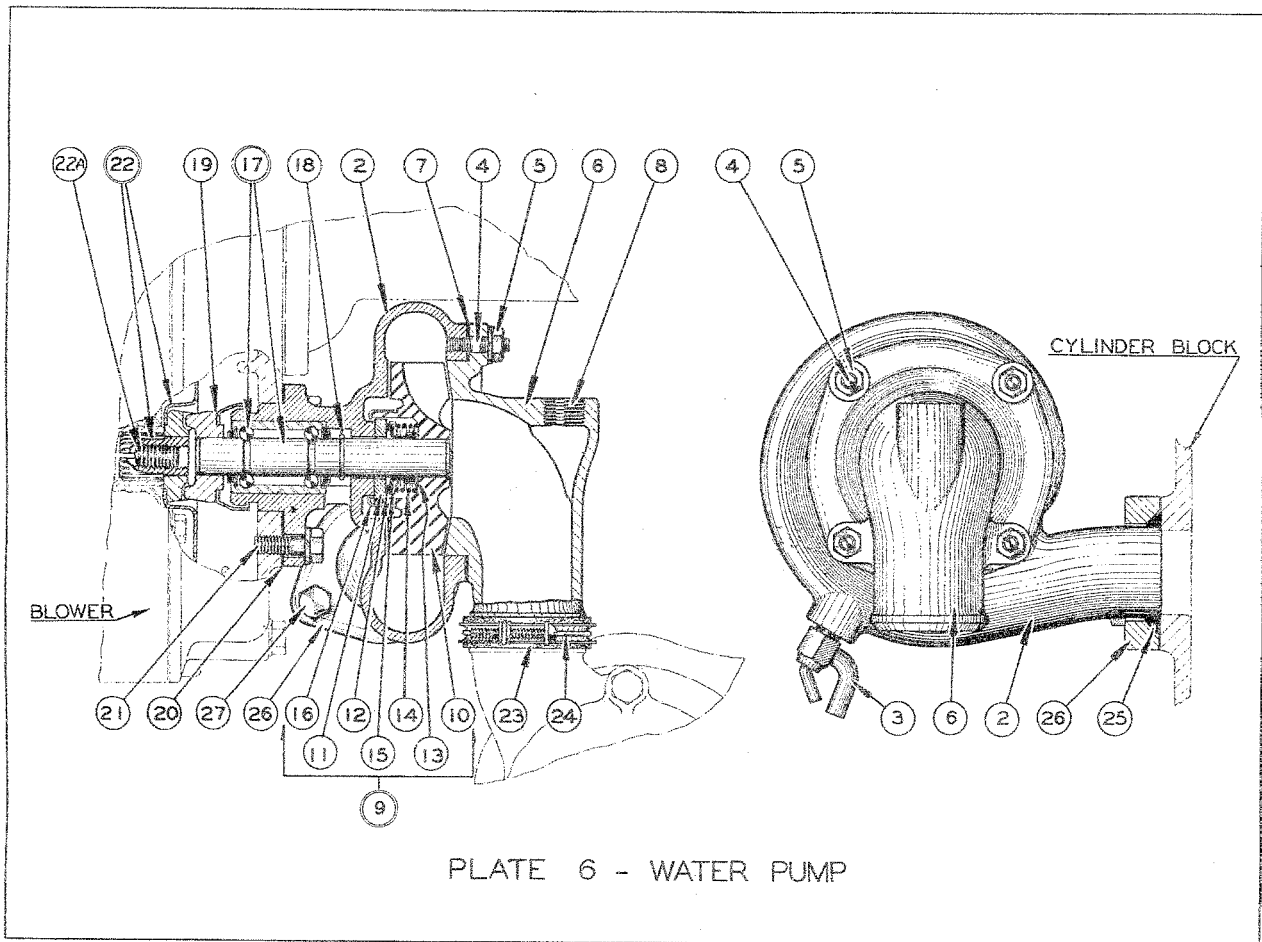


PLATE 6 - WATER PUMP

WATER PUMP  
(See Plate 6)

Item	Part Number	Qty.	Name
1	5151410	1	Water Pump Assembly (Consists of items 2 to 19 inclusive)
2	5150438	1	Water Pump Body
3	1292039	1	Drain Cock
4	5150188	4	Water Pump Body Cover Stud
5	911040	4	Hex Nut 1/4" N.F.
	904204	4	Lockwasher 1/4"
6	5150187	1	Water Pump Body Cover
7	5150188	1	Water Pump Body Cover Gasket
8	904280	1	Pipe Plug 3/8" Countersunk
9	5151412	1	Water Pump Impeller and Seal Assembly (Items 10 to 16 inclusive)
10	5151411	1	Water Pump Impeller only
11	5153443	1	Water Pump Seal Washer
12	040428	1	Water Pump Seal (Neoprene)
13	040429	1	Water Pump Seal Clamp Ring
14	040430	1	Water Pump Seal Spring
15	040431	1	Water Pump Seal Spring Guide
16	5153474	1	Water Pump Seal Retaining Cup
17	042988	1	Ball Bearing and Shaft
18	5150184	1	Water Pump Shaft Snap Ring
19	5153882	1	Water Pump Shaft Coupling
20	5150193	1	Water Pump Gasket
21	903771	3	Hex Capscrew 5/16" N.C. x 7/8"
	904205	3	Lockwasher 5/16"
22	5150858	1	Water Pump Drive Coupling and Shaft Assembly (Separate parts are not serviced)
22A	913256	1	Set Screw 3/8" N.C. x 5/8" (Hex Socket)
23	5153590	1	Water Pump Inlet Seal (Neoprene)
24	5153756	1	Hose Clamp 2-3/16" Diameter
25	5150191	1	Water Pump Outlet Packing
26	5150192	1	Water Pump Outlet Packing Flange
27	905662	2	Hex Capscrew 5/16" N.C. x 1-1/8"

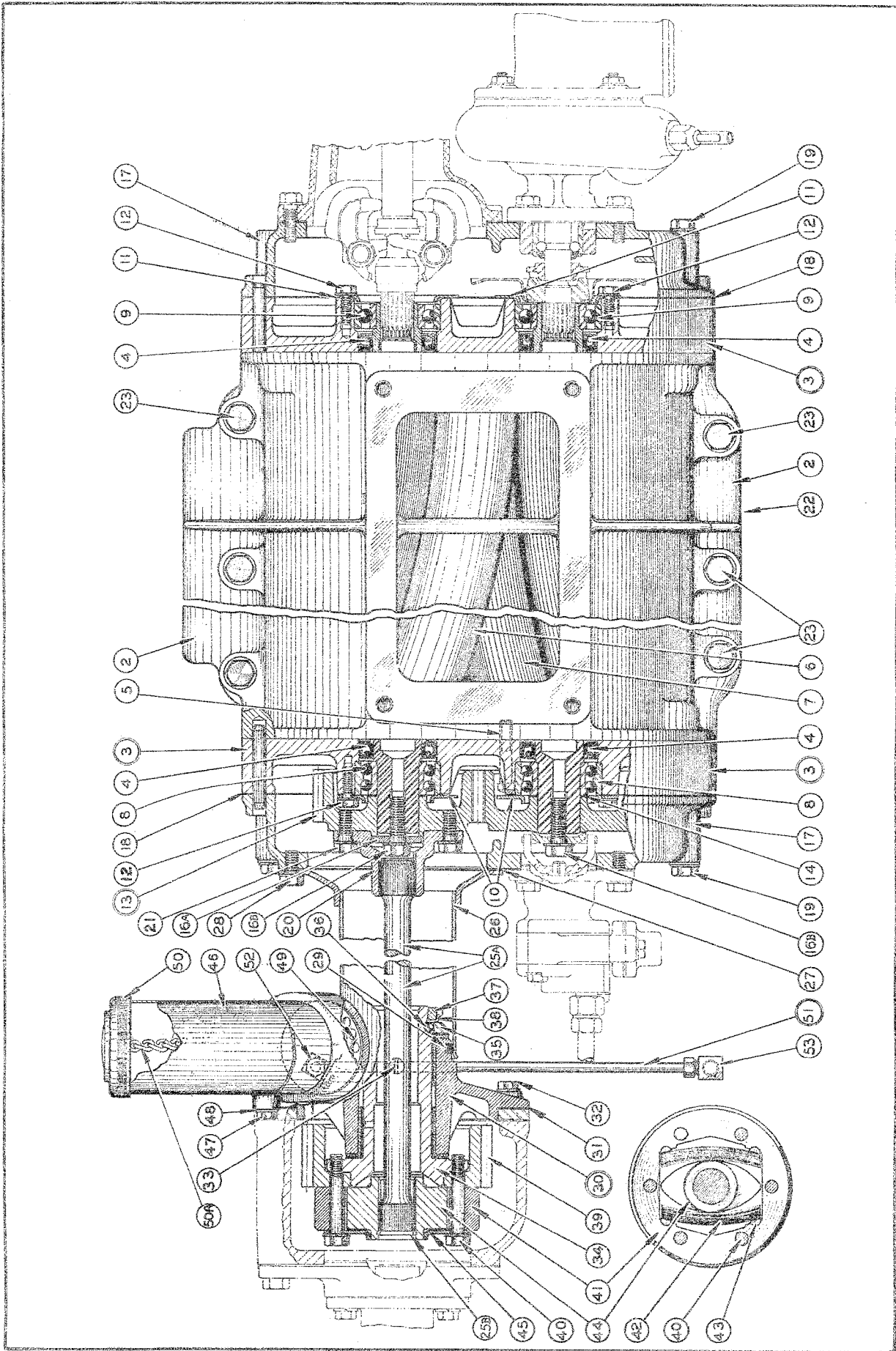


PLATE 7 - BLOWER

BLOWER  
(See Plate 7)

Item	Part Number	Qty.	Name
1	5150502	1	Blower Assembly (Consists of items 2 to 21 inclusive; also Drive Couplings for Fuel and Water Pumps)
2	5150201	1	Blower Housing
3	5150218	2	Blower End Plate Assembly (Includes item 4, and two dowels)
4	5150220	4	Blower End Plate Oil Seal (In item 3)
5	901240	4	Fillister Head Capscrew 5/16" N.C. x 1-1/2"
6	5150205	1	Blower Rotor - Right Helix } When for engines prior to #4711226, also order
7	5150206	1	Blower Rotor - Left Helix } items 16A, 16B and 1 - 5154401 Disc.
8	042991	2	Ball Bearing (Rear)
9	042986	2	Ball Bearing (Front)
10	5150063	2	Bearing Retainer - Front
11	5150222	2	Bearing Retainer - Rear
12	905625	12	Hex Capscrew 1/4" N.C. x 3/4"
13	904204	12	Lockwasher 1/4"
14	5153334	1	Blower Rotor Gear Set (Gears are matched. Not serviced separately)
14	5150372	}	Blower Rotor Gear Shim .002" Thick
	5153938		Blower Rotor Gear Shim .003" Thick
	5150855		Blower Rotor Gear Shim .005" Thick
	5150856		Blower Rotor Gear Shim .010" Thick
15	5150230	1	Retaining Washer 3/8" Hole
16	913017	2	Hex Capscrew 3/8" N.F. x 1" } Discontinued on engine #4711226
	904206	2	Lockwasher 3/8"
16A	5154400	1	Retaining Washer 1/2" Hole
16B	5154399	2	Hex Capscrew 1/2" N.F. x 1-1/2" } Effective with engine #4711226
	5154398	2	Lockwasher
17	5150233	2	End Plate Cover
18	5150234	2	End Plate Cover Gasket
19	040373	20	Hex Capscrew 5/16" N.C. x 3-1/2"
	904205	20	Lockwasher 5/16"
20	5150231	1	Blower Gear Drive Hub
21	910167	6	Hex Capscrew 5/16" N.F. x 3/4"
	904205	6	Lockwasher 5/16"
22	5150236	1	Blower Gasket
23	041918	4	Hex Capscrew 7/16" N.C. x 2" } Blower to Block
	5150238	4	Plain Washer 7/16"
24	5150240	1	Blower Drive Shaft 8-3/4" Long } Discontinued on engine #4711549
25	5150242	1	Blower Drive Shaft Ring
25A	5154639	1	Blower Drive Shaft 7-3/4" Long } Effective with engine #4711549
25B	5154637	1	Blower Drive Shaft Ring
26	5150840	1	Blower Drive Cover
27	5150246	1	Blower Drive Cover Gasket
28	903626	6	Hex Capscrew 5/16" N.C. x 3/4"
	904205	6	Lockwasher 5/16"
29	5151151	1	Blower Drive Cover Packing
30	5150233	1	Blower Drive Gear Support Assembly (Bushings are not serviced separately)
31	5150286	1	Blower Drive Gear Support Gasket
32	5153347	2	Hex Capscrew 3/8" x 13/16"
	904206	2	Lockwasher 3/8"
33	5154158	1	Pipe Plug 1/8" Slotted
34	5150279	1	Blower Drive Gear Hub
35	5150280	1	Thrust Washer
36	912738	1	Steel Ball 7/32" Diameter
37	5152804	1	Lock Nut
38	5150281	1	Lockwasher
39	5150522	1	Blower Drive Gear
40	5150350	6	Blower Drive Coupling Bolt 5/16" x 2"
	904205	6	Lockwasher 5/16"
41	5150345	1	Blower Drive Coupling Hub
42	5150347	42	Blower Drive Coupling Spring
43	5150346	4	Blower Drive Coupling Spring Seat
44	5150348	1	Blower Drive Coupling Cam
45	5150349	1	Blower Drive Coupling Retainer
46	5151879	1	Oil Filler Tube
49	5150147	1	Oil Filler Strainer
50	5156498	1	Oil Filler Cap with Gasket
50A	5151372	1	Oil Filler Cap Chain (Effective with engine #4712694)
51	5150433	1	Blower Drive Bearing Oil Pipe Assembly
52	913039	1	Elbow Fitting 1/8" P. Thd.- 1/4" Tube
53	913040	1	Elbow Fitting 1/4" P. Thd.- 1/4" Tube

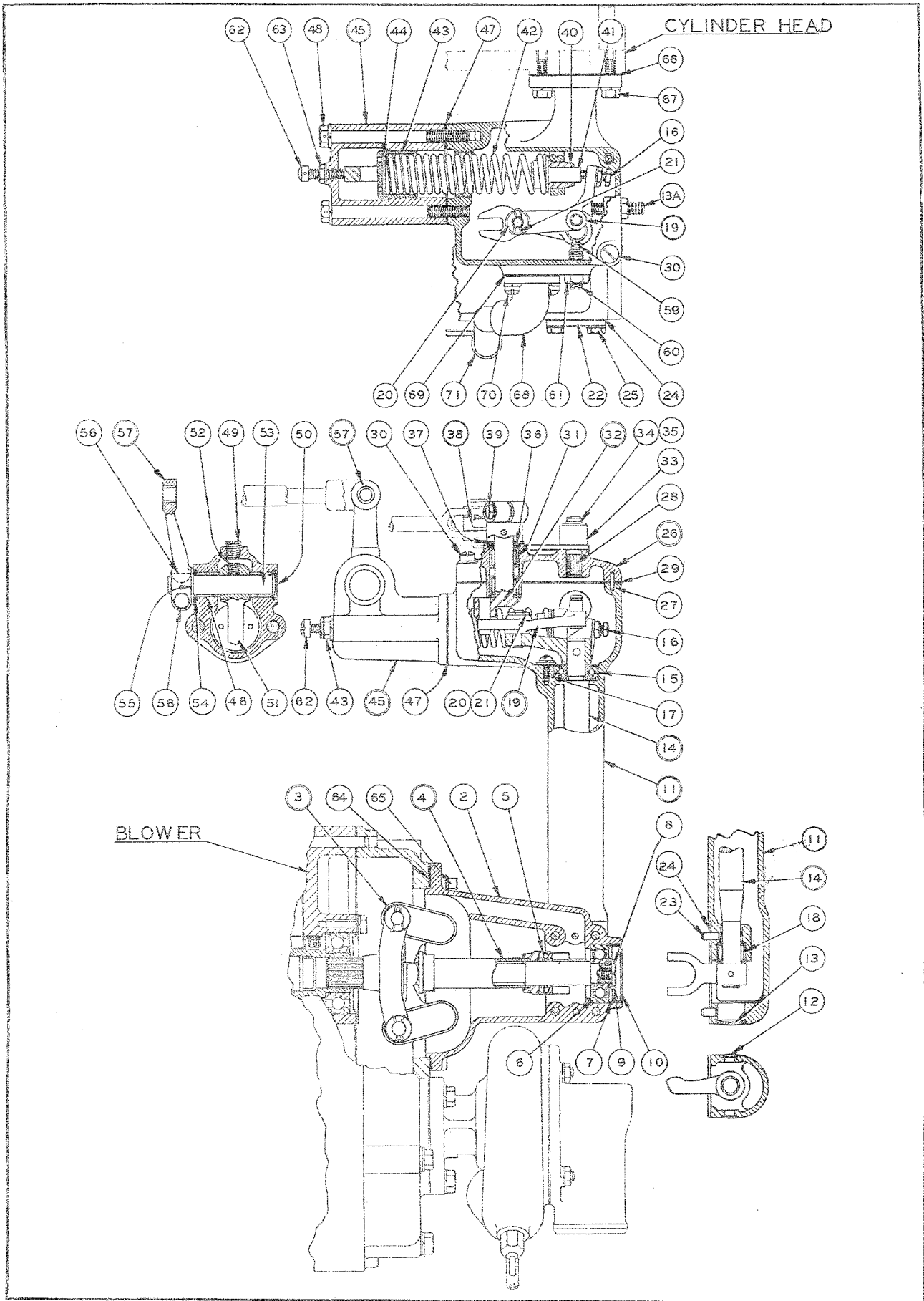
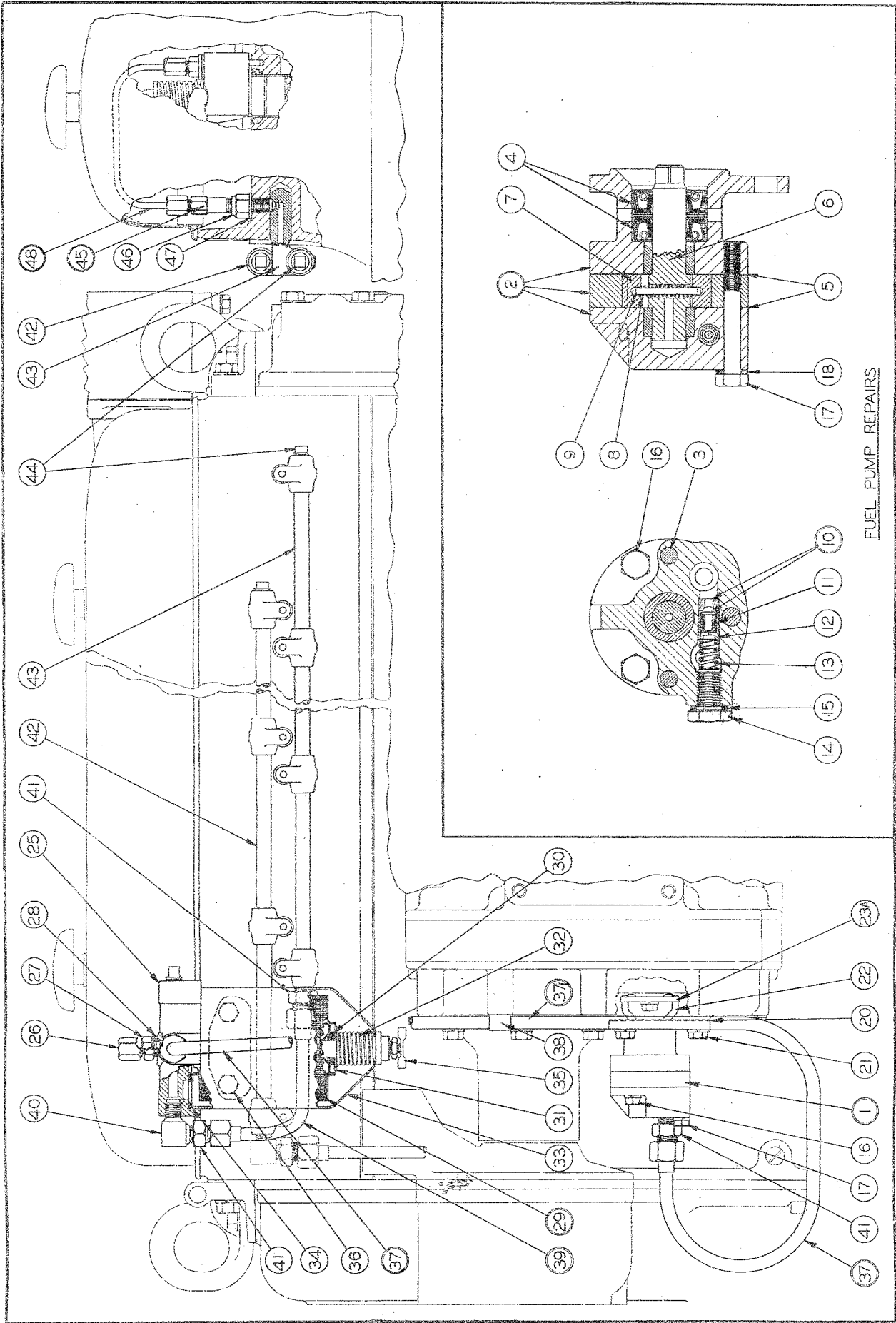


PLATE 8 - GOVERNOR

GOVERNOR  
(See Plate 8)

Item	Part Number	Qty.	Name	
1	5153192	1	Governor Assembly (Includes items 2 to 63 inclusive)	
2	5150917	1	Governor Weight Housing	
3	5154684	1	Governor Weight and Carrier Assembly (Separate parts are not serviced)	
4	5151615	1	Governor Riser Assembly (1-Tube; 2-Ends )	
5	042989	1	Thrust Bearing	
6	040391	1	Ball Bearing	
7	5150911	1	Snap Ring	
8	5150884	1	Retainer Screw	
9	5150897	1	Retainer Screw Lockwasher	
10	5150906	1	Housing End Cap	
11	5153170	1	Governor Control Housing Assembly (Includes items 12 to 21 inclusive)	
12	913041	2	Expansion Plug 3/8" Diameter	
13	910002	1	Expansion Plug 3/4" Diameter	
13A	{ 5154981	1	Load Limit Screw	} Effective with engine #4712323
	{ 910980	1	Hex Jam Nut 5/16" N.F.	
14	5150913	1	Governor Operating Shaft Assembly (1-Shaft; 1-Yoke; 1-Lever; and items 15 and 16)	
15	042990	1	Ball Bearing	
16	{ 5150898	1	Governor Adjusting Screw	} In item 14
	{ 910267	1	Hex Jam Nut 1/4" N.F.	
	{ 913048	1	Machine Screw #10-24 x 7/16" - Round Head	
17	{ 910891	1	Lockwasher #10	
	{ 910243	1	Flat Washer #10	
18	043021	1	Needle Bearing	
19	5150394	1	Differential Lever and Pin Assembly	
20	5150941	1	Differential Lever Washer	
21	040403	1	Differential Lever Pin Clip	
22	5150266	1	Governor Weight Housing Cover	
23	5150942	2	Governor Weight Housing Dowel	
24	5150890	2	Governor Weight Housing Gasket	
25	{ 913299	4	Hex Capscrew 1/4" N.C. x 2-1/4"	
	{ 904204	4	Lockwasher 1/4"	
26	5153862	1	Control Housing Cover Assembly (Includes items 27 and 28)	
27	040397	2	Control Housing Cover Dowel	} In item 26
28	5150951	1	Control Housing Cover Shaft	
29	5150889	1	Control Housing Cover Gasket	
30	{ 5153407	4	Phillister Head Capscrew 1/4" N.C. x 7/8"	
	{ 904204	4	Lockwasher 1/4"	
31	043021	2	Needle Bearing	
32	5153866	1	Governor Shut-off Lever Assembly (1-Lever; 1-Shaft; 3-Pins. Separate parts are not serviced)	
33	5152942	1	Governor Shut-off Lever Stop	
34	5150946	1	Washer	
35	040403	1	Clip	
36	5153059	1	Shut-off Shaft Packing	
37	5153060	2	Shut-off Shaft Packing Retainer	
38	5154448	1	Shut-off Lever Assembly (1-Lever; 1-Bushing. Not serviced separately)	
39	{ 905657	1	Hex Capscrew 1/4" N.C. x 1"	
	{ 904204	1	Lockwasher 1/4"	
40	5152939	1	Variable Speed Spring Plunger Guide	
41	5152938	1	Variable Speed Spring Plunger	
42	5152940	1	Variable Speed Spring	
43	5152941	1	Variable Speed Spring Retainer	
44	{ 5152962	1	Variable Speed Spring Washer .015" Thick	} Use as required
	{ 5153904	1	Variable Speed Spring Washer .078" Thick	
45	5153003	1	Variable Speed Spring Housing Assembly (Includes item 46)	
46	5153004	2	Variable Speed Spring Housing Bushing (In item 45)	
47	5152944	1	Variable Speed Spring Housing Gasket	
48	{ 5153405	2	Hex Capscrew 5/16" N.C. x 3-1/2"	
	{ 904205	2	Lockwasher 5/16"	
49	040389	1	Pipe Plug 1/8" Slotted	
50	910002	1	Expansion Plug 3/4" Diameter	
51	5153002	1	Variable Speed Spring Lever	
52	5152239	1	Set Screw 5/16" x 1/2"	
53	5153005	1	Variable Speed Lever Shaft	
54	5153007	1	Variable Speed Lever Shaft Packing	
55	5152932	1	Packing Washer	
56	910173	1	#2 Woodruff Key 3/32" x 1/2"	
57	5151519	1	Variable Speed Operating Lever	
58	{ 905657	1	Hex Capscrew 1/4" N.C. x 1"	
	{ 904204	1	Lockwasher 1/4"	
59	5152929	1	Governor Buffer Spring	
60	5152928	1	Governor Buffer Spring Screw	
61	040384	1	Hex Thin Nut 3/8" N.F.	
62	903625	1	Hex Capscrew 1/4" N.C. x 3/4"	
63	911327	1	Hex Thin Nut 1/4" N.C.	
64	5150246	1	Gasket	} Governor to Blower
65	{ 903771	6	Hex Capscrew 5/16" N.C. x 7/8"	
	{ 904205	6	Lockwasher 5/16"	
66	5150269	1	Gasket	} Governor to Cylinder Head
67	{ 905625	2	Hex Capscrew 1/4" N.C. x 3/4"	
	{ 904204	2	Lockwasher 1/4"	
68	5154104	1	Governor Breather Pipe	
69	5150900	1	Governor Breather Pipe Gasket	
70	{ 901217	2	Phillister Head Capscrew #10-24 x 5/8"	
	{ 040389	2	Lockwasher #10	
71	040404	1	Breather Pipe Clip	





FUEL PUMP REPAIRS

PLATE 9 - FUEL PUMP, FILTER AND MANIFOLDS

FUEL PUMP  
(See Plate 9)

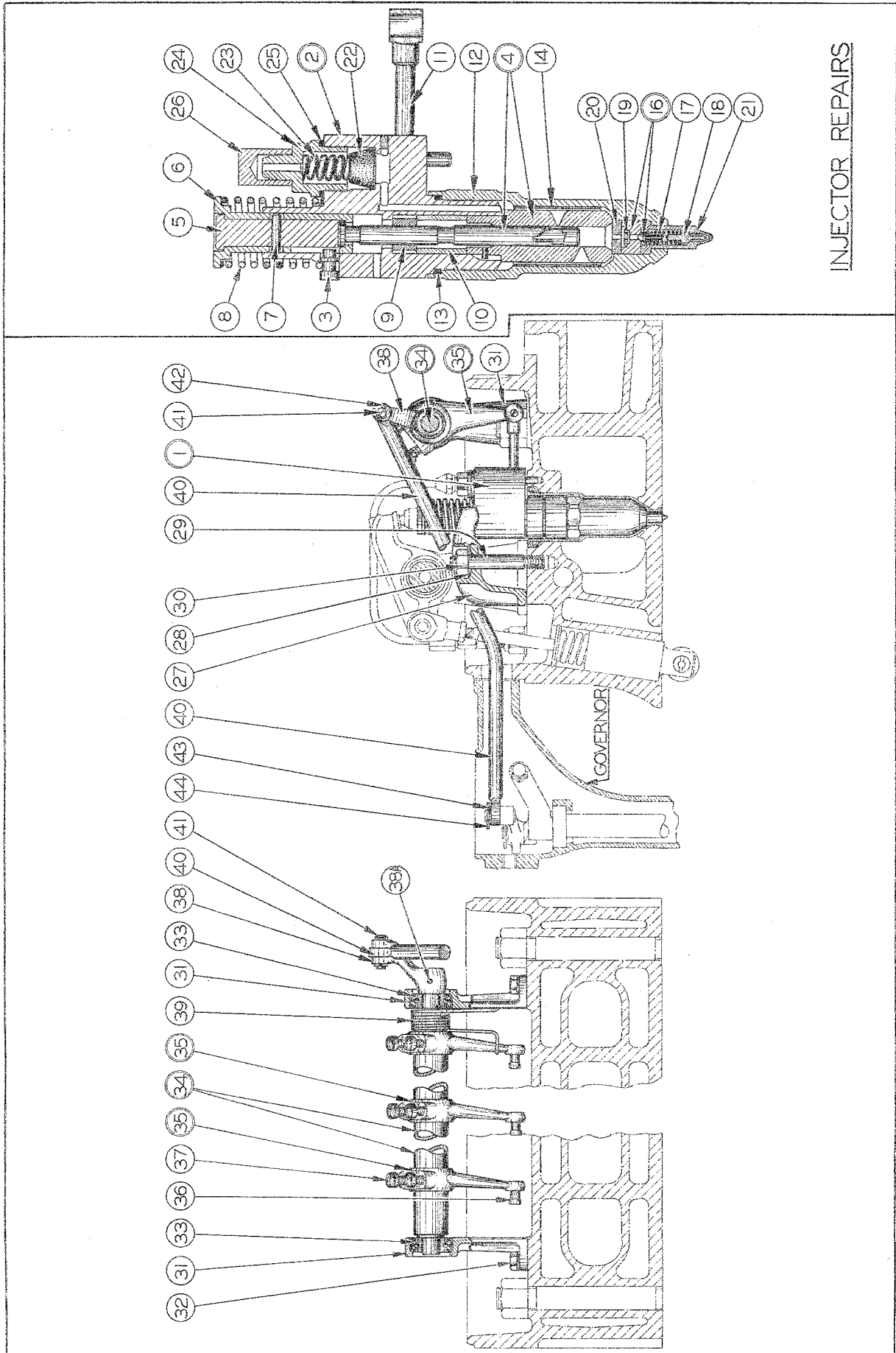
<u>Item</u>	<u>Part Number</u>	<u>Qty.</u>	<u>Name</u>
<u>FIRST TYPE - Discontinued on engine #471908. (Not illustrated)</u>			
1A	5150414	1	Fuel Pump Assembly (Not serviced. Order item 1)
1B	5150193	1	Fuel Pump Gasket
1C	{ 903626	3	Hex Capscrew 5/16" N.C. x 3/4" } Pump to Blower
	904205	3	
1D	5150199	1	Fuel Pump Coupling Fork
1E	5150229	1	Fuel Pump Coupling Disc
<u>SECOND TYPE - Effective with engine #471908. (See Plate 9)</u>			
1	5230031	1	Fuel Pump Assembly (Consists of items 2 to 18 inclusive)
2	5230050	1	Fuel Pump Body and Covers Assembly (Consists of 1-Body; 1-Front Cover; 1-Rear Cover; and items 3 and 4. Not serviced separately because of doweled fit)
3	5230029	2	Fuel Pump Dowel } In item 2
4	5230007	2	
5	5230018	2	Fuel Pump Body Gasket
6	5230019	1	Fuel Pump Rotor
7	5230020	2	Rotor Vane
8	5230021	1	Rotor Vane Spring
9	5230022	1	Rotor Vane Spring Guide
10	5230010	1	Relief Valve Assembly (1-Valve; 1-Seat)
11	5230016	1	Relief Valve Spring (Small)
12	5230015	1	Relief Valve Cage
13	5230014	1	Relief Valve Retaining Spring (Large)
14	5230013	1	Relief Valve Retaining Screw
15	5226029	1	Relief Valve Retaining Screw Gasket
16	5230027	1	Hex Capscrew 1/4" N.C. x 2"
17	5230028	2	Hex Capscrew 1/4" N.C. x 1-1/4"
18	904204	3	Lockwasher 1/4"
20	5150193	1	Fuel Pump Gasket
21	{ 903626	3	Hex Capscrew 5/16" N.C. x 3/4" } Pump to Blower
	904205	3	
22	5150199	1	Fuel Pump Coupling Fork
23	5150229	1	Fuel Pump Coupling Disc 3/8" Hole (Discontinued on engine #4711226)
23A	5154401	1	Fuel Pump Coupling Disc 1/2" Hole (Effective with engine #4711226)

FUEL FILTER  
(See Plate 9)

24	040925	1	Fuel Filter Assembly - AC #853998 (Includes items 25 to 35. inclusive)
25	040932	1	Fuel Filter Head
26	040899	1	Air Bleeder Valve Assembly
27	040897	1	Retaining Screw
28	040896	1	Retaining Screw Gasket
29	040930	1	Fuel Filter Element Package (Includes items 30 and 34)
30	040889	1	Fuel Filter Element Gasket - Lower (In item 29)
31	040890	1	Washer
32	040891	1	Spring
33	040929	1	Fuel Filter Case
34	040931	1	Fuel Filter Case Gasket (In item 29)
35	040892	1	Fuel Filter Drain Cock
36	{ 35439	2	Capscrew 3/8" x 1"
	910804	2	
37	041846	1	Lockwasher 3/8" Heavy
38	040796	1	Fuel Line with Nuts 31-1/2" Long (Pump to Filter)
39	041160	1	Tube Clip
40	041159	1	Fuel Line with Nuts 6" Long (Filter to Manifold)
41	040744	4	Elbow
			Half Union

FUEL MANIFOLDS  
(See Plate 9)

42	5150560	1	Fuel Manifold - Upper
43	5150559	1	Fuel Manifold - Lower
44	040390	2	Pipe Plug 1/4" Square Head (Plated)
45	5150566	8	Fuel Manifold Connector and Nut (Includes item 46)
46	5150565	8	Fuel Manifold Connector Nut (In item 45)
47	5150568	8	Fuel Manifold Connector Washer
48	5151121	8	Injector Fuel Pipe Assembly (1-Pipe; 2-Nuts)



INJECTOR REPAIRS

PLATE 10 - INJECTORS AND CONTROL

INJECTOR GROUP  
(See Plate 10)

<u>Item</u>	<u>Part Number</u>	<u>Qty.</u>	<u>Name</u>
1	5226710	4	Injector Assembly (Includes items 2 to 26 inclusive)
2	5226913	4	Injector Body Assembly (1-Body; 1-Plug; 1-Dowel. Separate parts are not serviced)
3	5226717	4	Injector Stop Pin
4	5226560	4	Injector Plunger and Bushing (Separate parts are not serviced)
5	5226394	4	Injector Follower
6	5226723	4	Injector Follower Guide
7	5226397	4	Injector Follower Guide Pin
8	5226396	4	Injector Follower Spring
9	5226400	4	Injector Plunger Gear
10	5226567	4	Injector Plunger Gear Retainer
11	5226719	4	Injector Control Rack
12	5226563	4	Injector Nut
13	5226564	4	Injector Seal Ring
14	5226565	4	Injector Spill Deflector
16	5226901	4	Spherical Valve and Seat Assembly (Not serviced separately)
17	5226409	4	Spherical Valve Spring
18	5226410	4	Spherical Valve Stop
19	5226411	4	Injector Check Valve (Disc)
20	5226570	4	Injector Check Valve Spacer
21	5226407	4	Injector Spray Tip
22	5226888	8	Injector Filter Element
23	5226415	8	Injector Filter Spring
24	5226413	8	Injector Filter Cap
25	5226186	8	Injector Filter Cap Gasket
26	5226414	8	Injector Shipping Cap
-----			
27	5150249	4	Injector Clamp
28	5150250	4	Injector Clamp Washer
29	5150251	4	Injector Clamp Stud
30	911041	4	Hex Nut 3/8" N.F.

INJECTOR CONTROL  
(See Plate 10)

31	5150264	2	Injector Control Tube Bracket
32	905625	4	Hex Capscrew 1/4" N.C. x 3/4"
	904204	4	Lockwasher 1/4"
33	042987	2	Ball Bearing
34	5150584	1	Injector Control Tube Assembly (1-Tube; 2-End Pins)
35	5150260	4	Rack Control Lever Assembly (Includes items 36 and 37)
36	5150033	4	Rack Control Lever Pin
37	5153618	8	Phillister Head Capscrew 1/4" x 3/4" } In item 36
38	5150263	1	Control Tube Lever
38A	910274	1	Groove Pin 1/8" x 3/4"
39	5150994	1	Control Tube Spring
40	5150990	1	Governor Control Link
41	5150265	1	Governor Control Link Pin
42	900970	2	Cotter Pin 1/16" x 1/2"
43	5150941	1	Governor Control Link Washer
44	040403	1	Clip

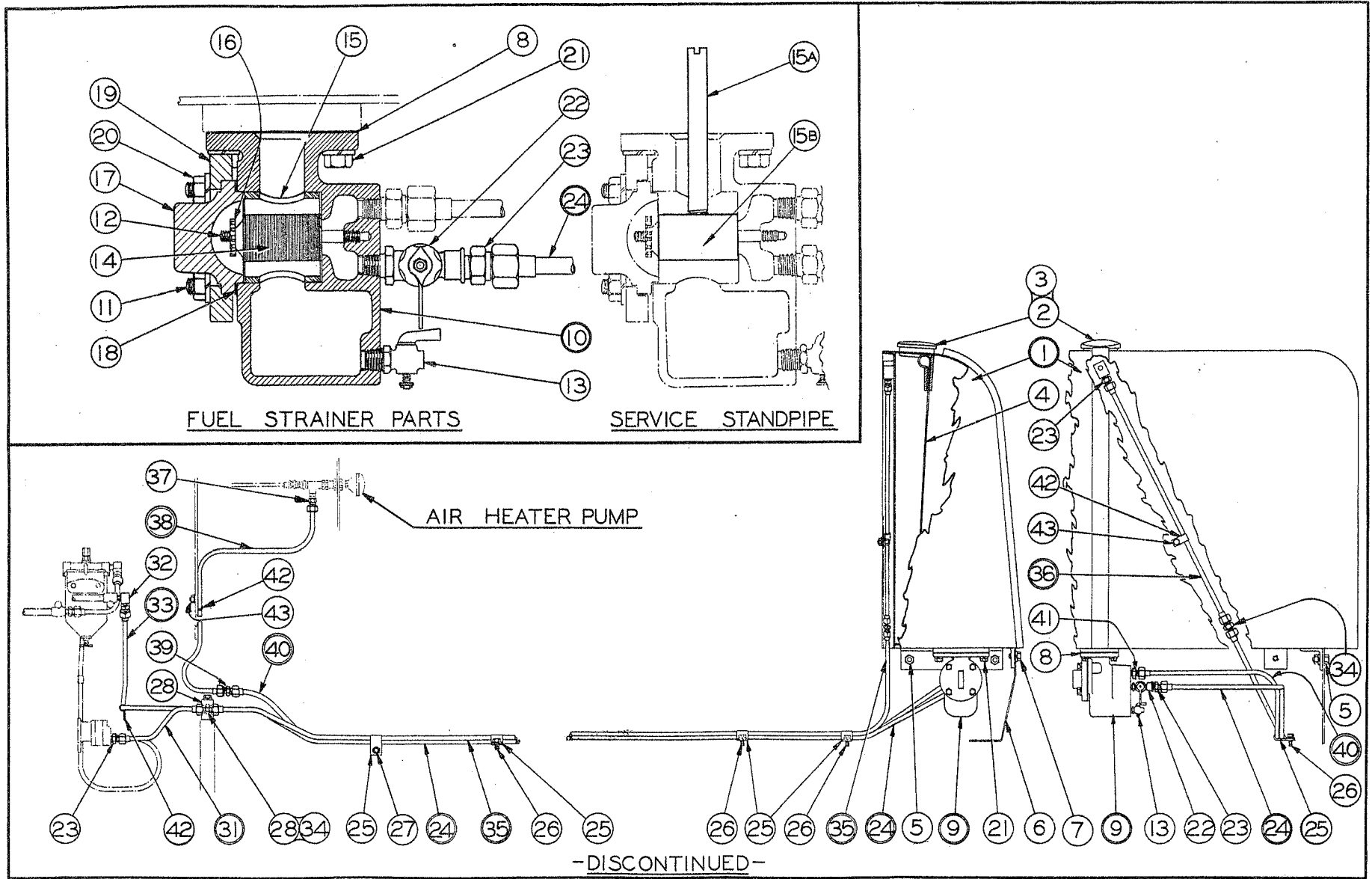


PLATE II - FUEL TANK AND LINES (FIRST TYPE)

FUEL TANK AND LINES

<u>Item</u>	<u>Part Number</u>	<u>Qty.</u>	<u>Name</u>
<u>FIRST TYPE</u> - Discontinued on tractor HD10-311. (See Plate 11)			
1	041166	1	Fuel Tank (See Service Note below)
2	71545	1	Fuel Tank Cap (Includes item 3)
3	U-2964	1	Fuel Tank Cap Gasket
4	041165	1	Fuel Tank Gauge
5	70469	6	Capscrew 1/2" x 1-1/4"
	911043	6	Hex Nut 1/2" N.F.
6	910806	6	Lockwasher 1/2" Heavy
	041177	1	Rear Enclosure Plate
7	70469	3	Capscrew 1/2" x 1-1/4"
	910806	3	Lockwasher 1/2" Heavy
8	040607	1	Fuel Strainer Gasket
9	040809	1	Fuel Strainer Assembly (Includes items 10 to 21 inclusive)
10	040604	1	Strainer Base Assembly (Includes items 11 and 12)
11	040606	4	Strainer Cover Stud
12	040603	1	Strainer Element Stud
13	032132	1	Strainer Drain Cock
14	040025	1	Strainer Filter Element
15	040605	1	Strainer Sleeve Valve
15A	042584	1	Stand Pipe
15B	042671	1	Stand Pipe Support
16	040026	1	Nut
17	040599	1	Strainer Sleeve Valve Cover
18	040602	1	Cover Gasket
19	040601	1	Cover Clamp Ring
20	911041	4	Hex Nut 3/8" N.F.
	910804	4	Lockwasher 3/8" Heavy
21	36034	4	Capscrew 3/8" x 1"
	910804	4	Lockwasher 3/8" Heavy
22	040810	1	Fuel Shut-off Cock
23	040744	4	Half Union
24	041176	1	Fuel Line with Nuts 77-3/4" Long - Tank to Pump (Rear Section)
25	041163	4	Tube Clip
26	36032	3	Capscrew 3/8" x 3/4"
	910804	3	Lockwasher 3/8" Heavy
27	36032	1	Capscrew 3/8" x 3/4"
	911041	1	Hex Nut 3/8" N.F.
28	910804	1	Lockwasher 3/8" Heavy
	040743	1	Tube Union
29	040808	2	Tube Clamp
30	45174	2	Capscrew 3/8" x 2-1/2"
	910804	2	Lockwasher 3/8" Heavy
31	041162	1	Fuel Line with Nuts 13" Long - Tank to Pump (Front Section)
32	040742	1	Fuel Return Elbow
33	041161	1	Fuel Return Line with Nuts 24" Long (Front Section)
34	040743	2	Union Fitting
35	041164	1	Fuel Return Line with Nuts 68-1/2" Long (Center Section)
36	041175	1	Fuel Return Line with Nuts 23" Long (Rear Section)
37	040740	1	Female Coupling
38	041257	1	Heater Pump Inlet Tube with Nuts 51" Long (Front Section)
39	040743	1	Union Fitting
40	041258	1	Heater Pump Inlet Tube with Nuts 81" Long (Rear Section)
41	040744	1	Half Union
42	040796	4	Tube Clip
43	36032	3	Capscrew 3/8" x 3/4"
	911041	3	Hex Nut 3/8" N.F.
44	910804	3	Lockwasher 3/8" Heavy
	041332	1	"ALLIS-CHALMERS" Transfer
45	041330	1	"HD10 DIESEL" Transfer

In item 9

SERVICE NOTE: When replacement Fuel Tank is required for tractors prior to HD10-311, Fuel Tank Service Group No. 043323 should be ordered. This consists of the late type Fuel Tank with improved sediment sumps and with the late type Fuel Filter Arrangement.

(Continued)

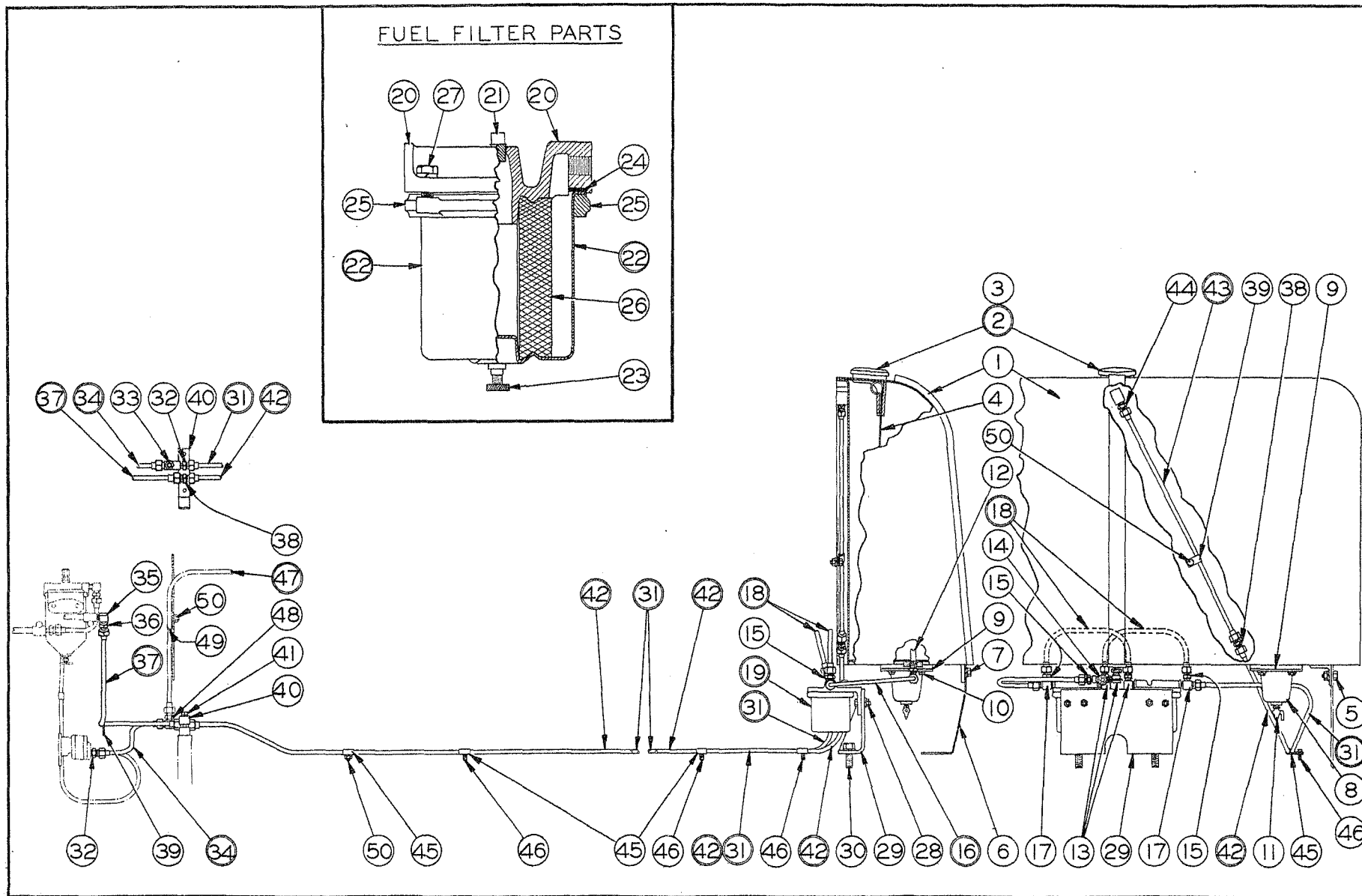


PLATE IIA - FUEL TANK AND LINES (SECOND TYPE)

FUEL TANK AND LINES (Continued)

<u>Item</u>	<u>Part Number</u>	<u>Qty.</u>	<u>Name</u>
<u>SECOND TYPE</u> - Effective with tractor HD10-311. (See Plate 11A)			
1	041166	1	Fuel Tank
2	71545	1	Fuel Tank Cap (Includes item 3)
3	U-2964	1	Fuel Tank Cap Gasket
4	041165	1	Fuel Tank Gauge
5	70469	6	Capscrew 1/2" x 1-1/4"
	911043	6	Hex Nut 1/2" N.F.
	910806	6	Lockwasher 1/2" Heavy
6	041177	1	Rear Enclosure Plate
7	70469	3	Capscrew 1/2" x 1-1/4"
	910806	3	Lockwasher 1/2" Heavy
8	042645	2	Sediment Sump
9	042641	2	Sediment Sump Gasket
10	35167	8	Capscrew 3/8" x 7/8"
	910804	8	Lockwasher 3/8" Heavy
11	032132	2	Drain Cock
12	042639	1	Outlet Bushing
13	041159	3	Elbow
14	040810	1	Fuel Shut-off Cock
15	040744	5	Half Union
16	042993	1	Fuel Line with Nuts (Tank to Filter)
17	042575	2	Tee Fitting
18	042574	2	Fuel Line with Nuts (Filter to Filter)
19	042606	2	Fuel Filter Assembly (Includes items 20 to 27 inclusive)
20	043127	2	Fuel Filter Head
21	901652	2	Pipe Plug 1/4" Standard
22	043128	2	Filter Shell Assembly (Includes item 23)
23	043132	2	Drain Screw (In item 22)
24	043130	2	Filter Gasket
25	043131	2	Filter Clamp Ring
26	043129	2	Filter Element
27	905657	8	Hex Capscrew 1/4" N.C. x 1"
	910802	8	Lockwasher 1/4" Heavy
	12992	4	Capscrew 3/8" x 1-1/4"
28	911041	4	Hex Nut 3/8" N.F.
	910804	4	Lockwasher 3/8" Heavy
29	042613	1	Fuel Filter Bracket
30	36707	2	Capscrew 5/8" x 1-3/4"
	910808	2	Lockwasher 5/8" Heavy
31	042611	1	Fuel Line with Nuts - Tank to Pump (Long Section)
32	040744	2	Half Union
33	043026	1	Tee Fitting
34	042985	1	Fuel Line with Nuts - Tank to Pump (Short Section)
35	040742	1	Fuel Return Elbow
36	040744	1	Half Union
37	041161	1	Fuel Return Line with Nuts 13" Long (Front Section)
38	040743	2	Tube Union
39	040796	2	Tubing Clip
40	040808	2	Tube Clamp
41	45174	2	Capscrew 3/8" x 2-1/2"
	910804	2	Lockwasher 3/8" Heavy
42	041164	1	Fuel Return Line with Nuts 68-1/2" Long (Center Section)
43	041175	1	Fuel Return Line with Nuts 23" Long (Rear Section)
44	040744	1	Half Union
45	042672	4	Tubing Clip
46	36032	3	Capscrew 3/8" x 3/4"
	910804	3	Lockwasher 3/8" Heavy
47	042995	1	Heater Pump Inlet Tube
48	040744	1	Half Union
49	040796	2	Tubing Clip
50	36032	3	Capscrew 3/8" x 3/4"
	911041	3	Hex Nut 3/8" N.F.
	910804	3	Lockwasher 3/8" Heavy
51	041332	1	"ALLIS-CHALMERS" Transfer
52	041330	1	"HD10 DIESEL" Transfer

} Fuel Filter Repairs



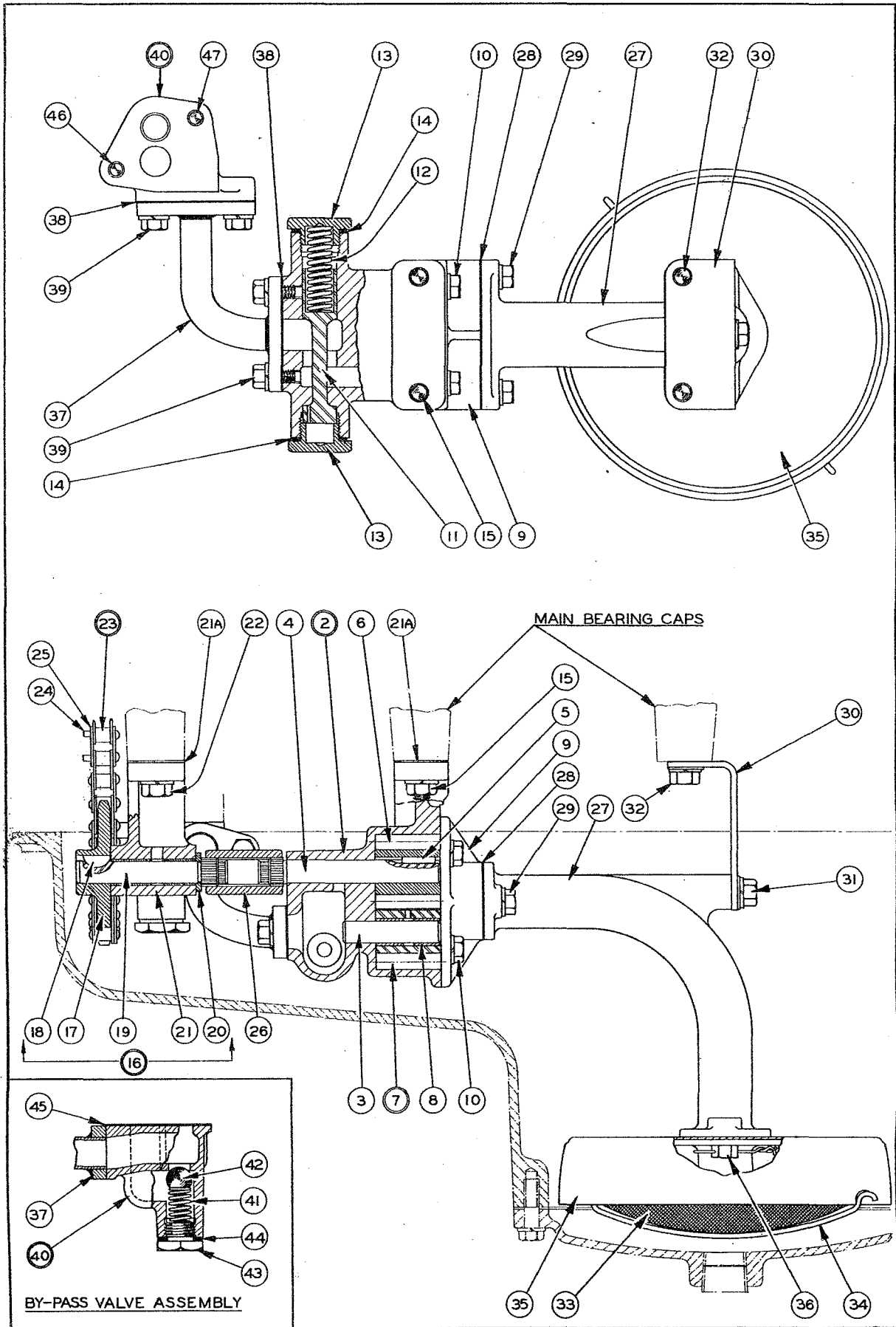
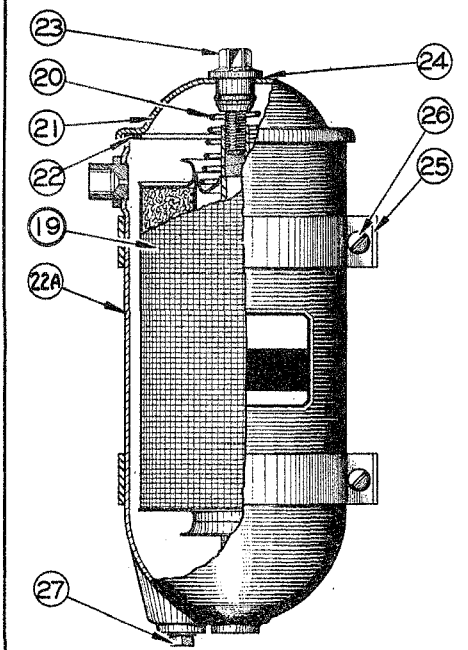
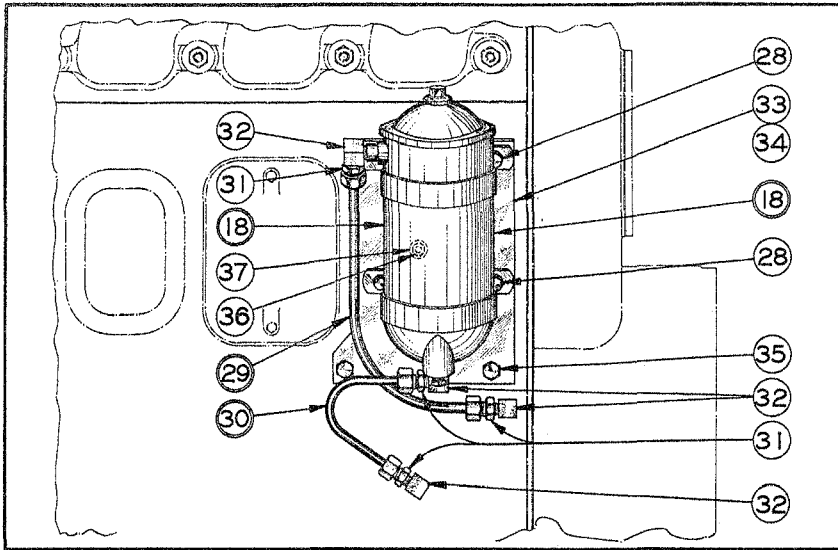


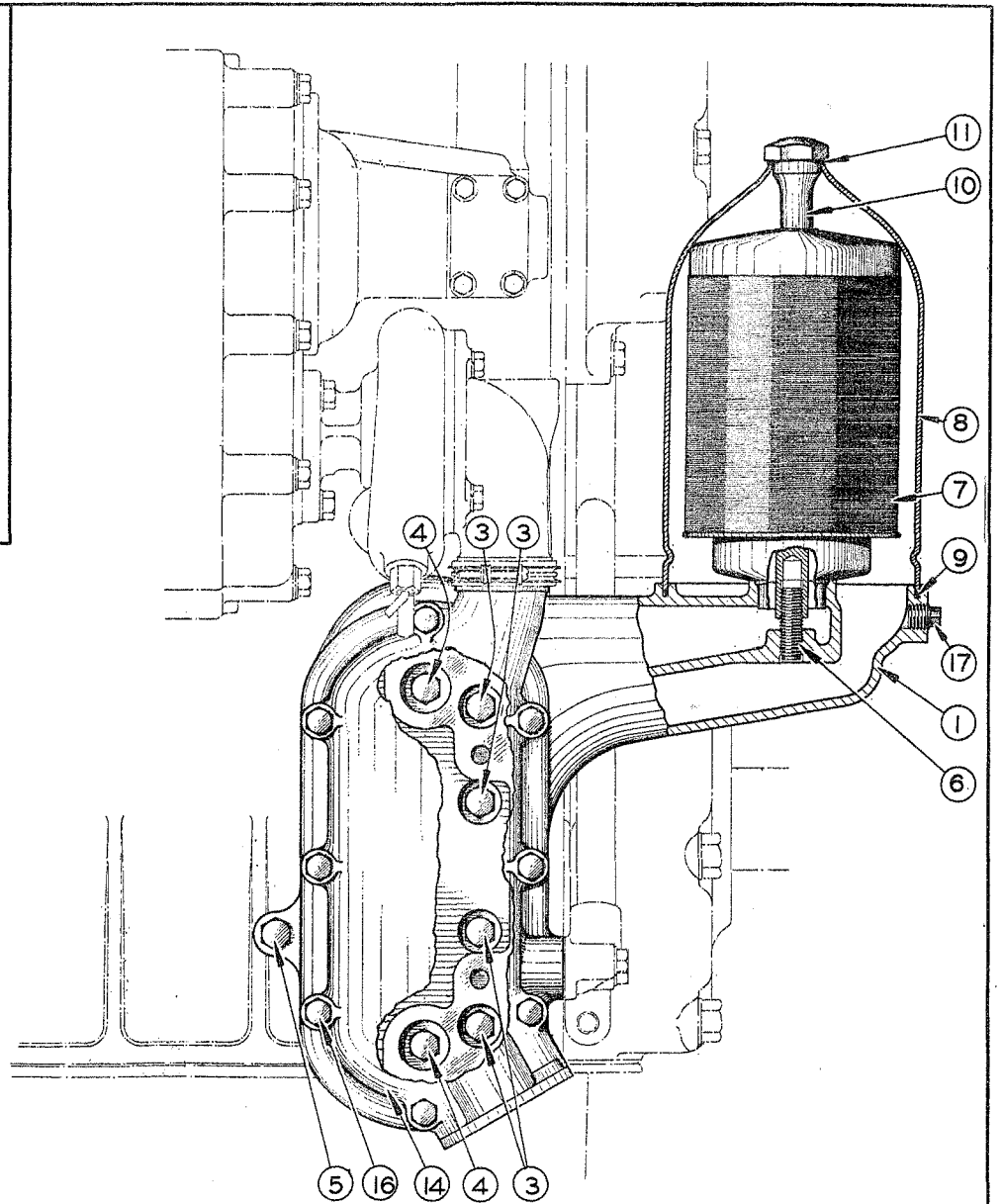
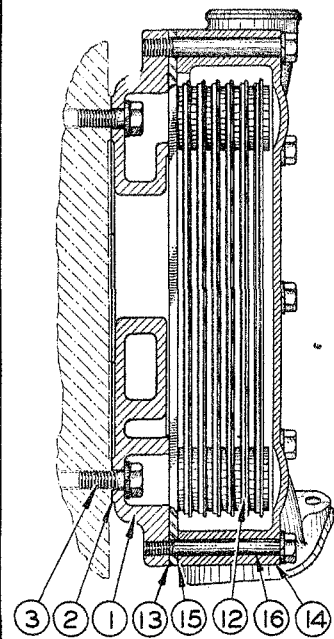
PLATE 12 - OIL PUMP

OIL PUMP  
(See Plate 12)

Item	Part Number	Qty.	Name
1	5153874	1	Oil Pump Assembly (Includes items 2 to 14 inclusive)
2	5153553	1	Oil Pump Body Assembly (Includes item 3)
3	5151197	1	Oil Pump Driven Gear Shaft (In item 2)
4	5152720	1	Oil Pump Drive Gear Shaft
5	5152707	1	Drive Gear Shaft Key
6	5151187	1	Oil Pump Drive Gear
7	5153615	1	Oil Pump Driven Gear Assembly (Includes item 8)
8	5153616	2	Oil Pump Driven Gear Bushing (In item 7)
9	5153626	1	Oil Pump Cover
10	{ 903626	4	Hex Capscrew 5/16" N.C. x 3/4"
	{ 904205	4	Lockwasher 5/16"
11	5153247	1	Oil Pump Relief Valve
12	5152617	1	Oil Pump Relief Valve Spring
13	5152613	2	Relief Valve Plug
14	040399	2	Copper Gasket
15	{ 5150129	2	Oil Pump Stud
	{ 911041	2	Hex Nut 3/8" N.F.
	{ 904206	2	Lockwasher 3/8"
16	5152798	1	Oil Pump Sprocket Shaft Assembly (Includes items 17 to 21 inclusive)
17	5151252	1	Oil Pump Sprocket 18T.
18	905121	1	#5 Woodruff Key 1/8" x 5/8" } In item 16
19	5152719	1	Oil Pump Sprocket Shaft
20	5152721	1	Sprocket Shaft Thrust Washer
21	5151206	1	Sprocket Support with Bushings
21A	{ 5156228		Oil Pump Shim .015" Thick } Use as required
	{ 5156229		Oil Pump Shim .010" Thick }
22	{ 36034	2	Capscrew 3/8" x 1"
	{ 904206	2	Lockwasher 3/8"
23	5152992	1	Oil Pump Drive Chain 45 Links (Includes items 24 and 25)
24	5152993	1	Drive Chain Connecting Link } In item 23
25	5152994	1	Connecting Link Side Bar }
26	5155026	1	Oil Pump Drive Sleeve
27	5153850	1	Oil Pump Inlet
28	5153627	1	Oil Pump Inlet Gasket
29	{ 903772	2	Hex Capscrew 5/16" N.C. x 1"
	{ 904205	2	Lockwasher 5/16"
30	5154182	1	Oil Pump Inlet Bracket
31	{ 903626	1	Hex Capscrew 5/16" N.C. x 3/4"
	{ 904205	1	Lockwasher 5/16"
	{ 910335	1	Plain Washer 5/16" (Small)
32	{ 36032	2	Capscrew 3/8" x 3/4"
	{ 904206	2	Lockwasher 3/8"
	911115	2	Plain Washer 3/8" (Small)
33	5153286	1	Oil Screen
34	5153284	1	Oil Screen Retainer
35	5153285	1	Oil Screen Cover
36	{ 5155605	2	Hex Capscrew 5/16" N.C. x 11/16" - Drilled Head
	{ 23775	1	Lockwire 1/16" x 10"
37	5153972	1	Oil Pump Outlet Pipe
38	5151370	2	Oil Pump Outlet Pipe Gasket
39	{ 903626	4	Hex Capscrew 5/16" N.C. x 3/4"
	{ 904205	4	Lockwasher 5/16"
40	5151400	1	Oil By-Pass Valve Assembly (Includes items 41 to 44 inclusive)
41	5151461	1	By-Pass Valve Spring
42	905365	1	Steel Ball 5/8" Diameter } In item 40
43	5150032	1	By-Pass Valve Plug
44	040942	1	By-Pass Valve Plug Gasket
45	5154199	1	By-Pass Valve Gasket
46	{ 903772	1	Hex Capscrew 5/16" N.C. x 1"
	{ 904205	1	Lockwasher 5/16"
47	{ 905664	1	Hex Capscrew 5/16" N.C. x 1-3/4"
	{ 904205	1	Lockwasher 5/16"



DETAILS OF 040290 OIL FILTER



OIL COOLER AND PRIMARY FILTER

OIL COOLER AND FILTERS

(See Plate 13)

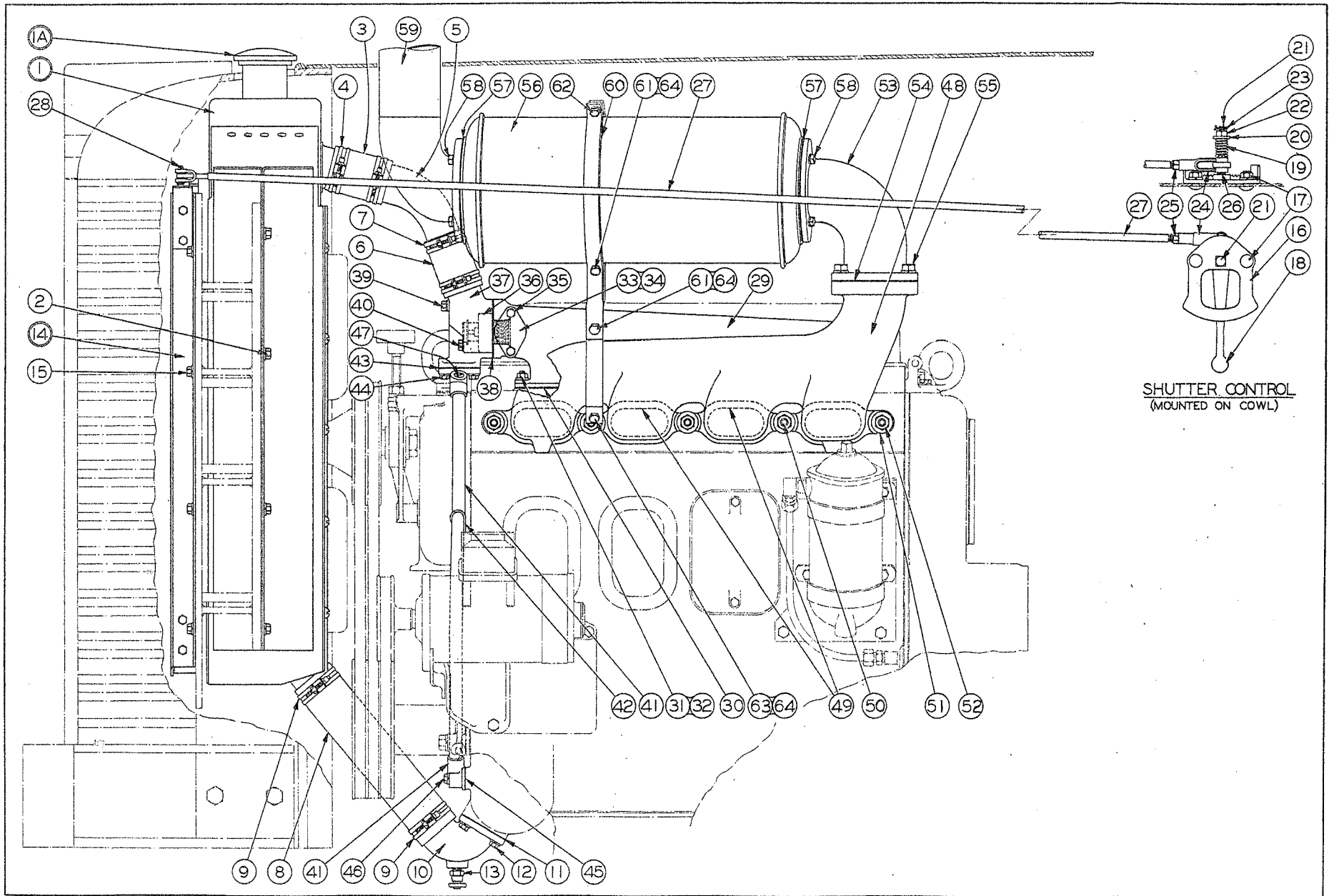
<u>Item</u>	<u>Part Number</u>	<u>Qty.</u>	<u>Name</u>
<u>Oil Cooler and Primary Filter (On Right Side of Engine)</u>			
1	5153228	1	Oil Filter and Cooler Adapter
2	5150154	2	Adapter Gasket
3	040382	4	Hex Capscrew 3/8" N.C. x 1-3/8"
	904206	4	Lockwasher 3/8"
4	044249	2	Hex Capscrew 3/8" N.C. x 1-1/8"
	904206	2	Lockwasher 3/8"
5	041914	1	Hex Capscrew 3/8" N.C. x 1-7/8"
	904206	1	Lockwasher 3/8"
6	5153229	1	Oil Filter Stud
7	5151467	1	Oil Filter Element
8	8526	1	Oil Filter Housing
9	207046	1	Oil Filter Housing Gasket
10	5153046	1	Oil Filter Retainer
11	040395	1	Oil Filter Retainer Gasket
12	8501328	1	Oil Cooler Element
13	5150152	1	Oil Cooler Element Gasket
14	5150464	1	Oil Cooler Housing
15	5150155	1	Oil Cooler Housing Gasket
16	913189	8	Hex Capscrew 5/16" N.C. x 2-7/8"
	904205	8	Lockwasher 5/16"
17	901652	1	Pipe Plug 1/4" Square Head

Adapter to Cylinder Block

Secondary Oil Filter (On Left Side of Engine)

18	040290	1	Oil Filter Assembly - AC #1503586 (Includes items 19 to 27 inclusive)
19	034914	1	Oil Filter Element Package (Includes item 22)
20	040331	1	Oil Filter Spring
21	040328	1	Oil Filter Cover
22	040327	1	Oil Filter Cover Gasket (Included with item 19)
23	040788	1	Oil Filter Nut
24	040330	1	Oil Filter Nut Gasket
25	040805	2	Oil Filter Bracket
26	900872	2	Stove Bolt 1/4" N.C. x 2-1/2" with Nut
	904204	2	Lockwasher 1/4"
27	901652	1	Pipe Plug 1/4" Square Head
-----			
28	36032	4	Hex Capscrew 3/8" x 3/4"
	910804	4	Lockwasher 3/8" Heavy
29	041252	1	Oil Line with Nuts - Block to Filter 12" Long (Inlet)
30	041253	1	Oil Line with Nuts - Filter to Block 9" Long (Outlet)
31	040744	4	Straight Fitting
32	041159	4	Elbow Fitting
33	041242	1	Oil Filter Bracket
34	5150020	1	Handhole Cover Gasket
35	041250	2	Capscrew 7/16" x 1-1/4"
	910805	2	Lockwasher 7/16" Heavy
36	041251	1	Stud 3/8" x 4-3/8"
	911041	2	Hex Nut 3/8" N.F.
37	910804	1	Lockwasher 3/8" Heavy
	040400	1	Copper Gasket
	911115	1	Flat Washer 3/8" (small)

In item 18



28

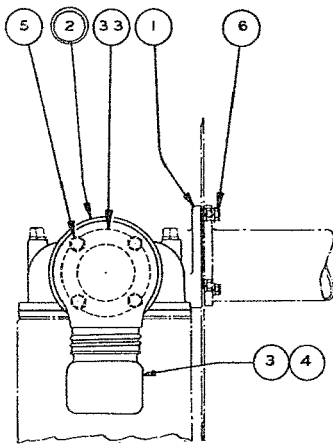
PLATE 14 - RADIATOR AND WATER MANIFOLDS

RADIATOR AND WATER MANIFOLD  
(See Plate 14)

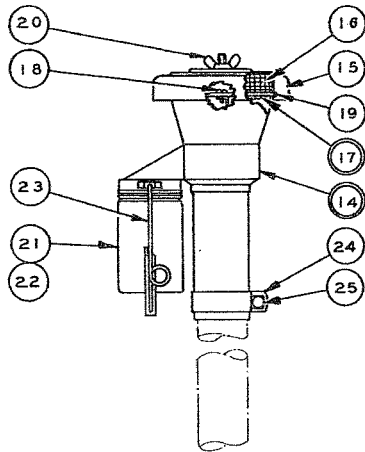
<u>Item</u>	<u>Part Number</u>	<u>Qty.</u>	<u>Name</u>
1	041299	1	Radiator (Includes item 1A)
1A	207041	1	Radiator Cap (In item 1)
2	{ 36032	8	Capscrew 3/8" x 3/4"
	{ 910804	8	Lockwasher 3/8" Heavy
3	040144	1	Radiator Inlet Hose 2-1/4" I.D. - 3-1/2" Long
4	910227	2	Hose Clamp 2-5/8" Diameter
5	040145	1	Radiator Inlet Elbow
6	040146	1	Radiator Inlet Hose 2" I.D. - 3-1/2" Long
7	910145	2	Hose Clamp 2-3/8" Diameter
8	040147	1	Radiator Outlet Hose 2-1/4" I.D. - 11-3/4" Long
9	910227	2	Hose Clamp 2-5/8" Diameter
10	040148	1	Lower Water Connection
11	040149	1	Lower Water Connection Gasket
12	{ 45295	2	Hex Capscrew 5/16" x 1"
	{ 910803	2	Lockwasher 5/16" Heavy
13	U-1671	1	Radiator Drain Cock
14	040580	1	Radiator Shutter Assembly
15	{ 36032	8	Hex Capscrew 3/8" x 3/4"
	{ 910804	8	Lockwasher 3/8" Heavy
16	040701	1	Shutter Control Bracket
17	{ 910441	2	Carriage Bolt 3/8" x 1" less Nut
	{ 911026	2	Hex Nut 3/8" N.C.
	{ 910804	2	Lockwasher 3/8" Heavy
18	040702	1	Shutter Control Lever
19	040704	1	Shutter Control Spring
20	911115	1	Plain Washer 3/8" Standard
21	040705	1	Bolt
22	911026	1	Hex Nut 3/8" N.C.
23	900942	1	Cotter Pin 3/32" x 5/8"
24	033056	1	Adjustable Yoke End
25	911041	1	Hex Nut 3/8" N.F.
26	033069	1	Yoke Pin with 3/32" x 5/8" Cotter Pin
27	041222	1	Shutter Control Rod
28	033067	1	Yoke Pin with 3/32" x 1/2" Cotter Pin
29	3223668	1	Water Outlet Manifold
30	5150361	4	Water Manifold Gasket
31	5150362	8	Water Manifold Stud
32	{ 911041	8	Hex Nut 3/8" N.F.
	{ 904206	8	Lockwasher 3/8"
33	3222484	1	Water Manifold Cover
34	3222555	1	Water Manifold Cover Gasket
35	{ 903626	2	Hex Capscrew 5/16" N.C. x 3/4"
	{ 904205	2	Lockwasher 5/16"
36	040276	1	Thermostat
37	3224176	1	Thermostat Housing
38	3222489	1	Thermostat Housing Gasket
39	{ 913025	1	Hex Capscrew 5/16" N.C. x 3-1/4"
	{ 904205	1	Lockwasher 5/16"
40	{ 905665	2	Hex Capscrew 5/16" N.C. x 2-1/4"
	{ 904205	2	Lockwasher 5/16"
41	5153238	1	By-Pass Tube Assembly - Manifold to Oil Cooler
42	5151189	1	By-Pass Tube Clip
43	5151191	1	By-Pass Tube Gasket - Upper
44	{ 903772	2	Hex Capscrew 5/16" N.C. x 1"
	{ 904205	2	Lockwasher 5/16"
45	5151190	1	By-Pass Tube Gasket - Lower
46	{ 905663	2	Hex Capscrew 5/16" N.C. x 1-1/2"
	{ 904205	2	Lockwasher 5/16"
47	913049	1	Brass Pipe Plug 3/8" Slotted

EXHAUST MANIFOLD AND MUFFLER  
(See Plate 14)

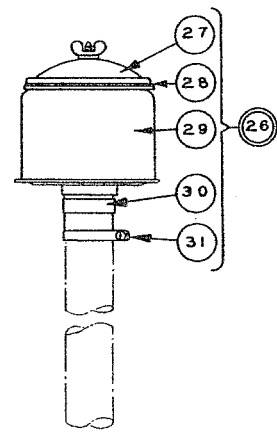
48	5154078	1	Exhaust Manifold
49	5150195	2	Exhaust Manifold Gasket
50	5150197	5	Exhaust Manifold Stud
51	5150198	5	Exhaust Manifold Stud Washer
52	040383	5	Hex Nut 7/16" N.F.
53	041235	1	Muffler Elbow
54	041234	1	Muffler Elbow Gasket
55	{ 35733	4	Capscrew 1/2" x 1-5/8"
	{ 910806	4	Lockwasher 1/2" Heavy
56	041236	1	Exhaust Muffler
57	040798	2	Exhaust Muffler Gasket
58	{ 35439	8	Capscrew 3/8" x 1"
	{ 910804	8	Lockwasher 3/8" Heavy
59	042678	1	Exhaust Tail Pipe
60	041237	2	Muffler Support Strap
61	12992	2	Capscrew 3/8" x 1-1/4"
62	46419	1	Capscrew 3/8" x 2"
63	35336	1	Capscrew 3/8" x 1-3/4"
64	{ 911041	4	Hex Nut 3/8" N.F.
	{ 910804	4	Lockwasher 3/8" Heavy



FIRST TYPE PRE-CLEANER  
ARRANGEMENT (DISCONTINUED)



SECOND TYPE PRE-CLEANER  
ARRANGEMENT (DISCONTINUED)



THIRD TYPE PRE-CLEANER  
ARRANGEMENT

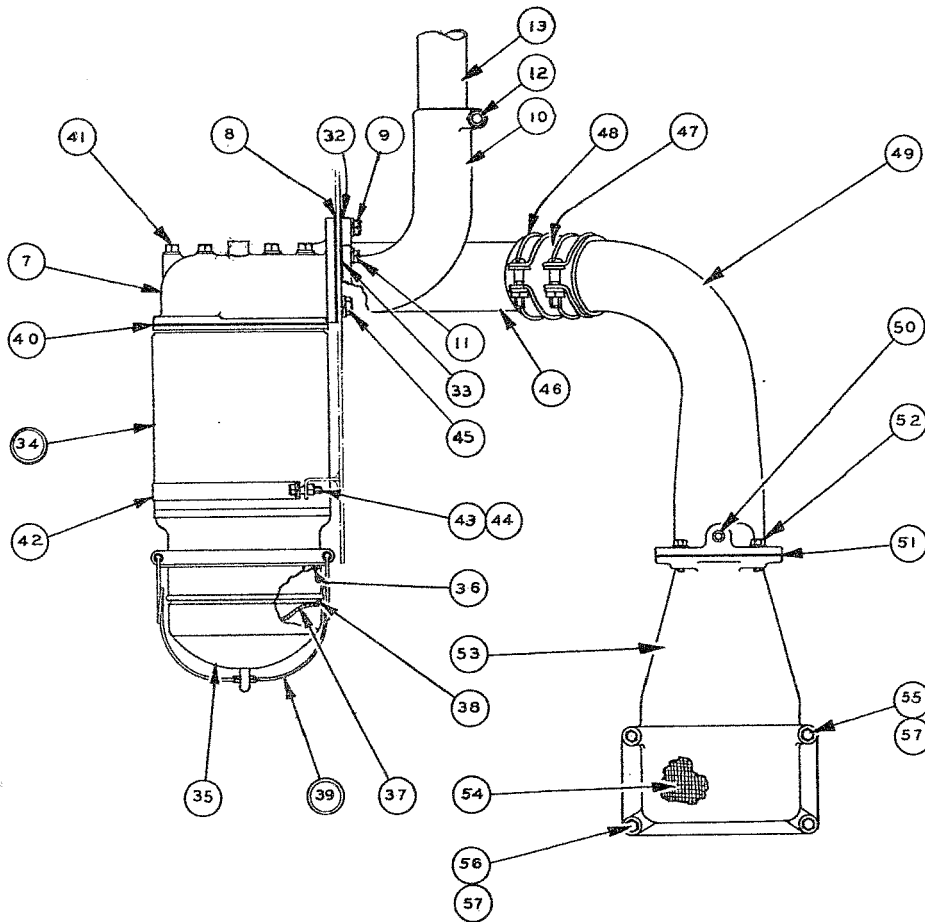


PLATE 16— AIR CLEANERS

AIR CLEANER  
(See Plate 16)

Item	Part Number	Qty.	Name			
1	041054	1	Air Cleaner Bracket (Not serviced. Order items 7 to 14 inclusive)	} Discontinued on tractor HD10-515		
2	041117	2	"UNITED" Pre-Cleaner - Model B-9745			
3	041347	2	Sediment Glass Bulb			
4	041893	2	Sediment Bulb Rubber Gasket			
5	35244	8	Capscrew 3/8" x 3/4"			
6	910804	8	Lockwasher 3/8" Heavy			
	35061	3	Capscrew 1/2" x 1-1/4"			
7	910806	3	Lockwasher 1/2" Heavy			
	043193	1	Air Cleaner Bracket			
8	043252	1	Air Cleaner Bracket Gasket			
9	35190	3	Capscrew 1/2" x 1-1/2"		} Effective with tractor HD10-515	
	910806	3	Lockwasher 1/2" Heavy			
10	042687	2	Pre-Cleaner Elbow			
11	13058	8	Capscrew 3/8" x 1-1/4"			
	910804	8	Lockwasher 3/8" Heavy			
12	45174	2	Capscrew 3/8" x 2-1/2"			
	911041	2	Hex Nut 3/8" N.F.			
13	910804	2	Lockwasher 3/8" Heavy			
	36992	2	Pre-Cleaner Extension Tube			
14	043133	2	"CYCLONE" Pre-Cleaner (Order item 26)			
15	043406	2	Pre-Cleaner Cover	} Repairs for item 14		
16	043407	2	Pre-Cleaner Screen			
17	043449	2	Louvre Assembly			
18	913532	2	Tapping Screw #7 x 1/2"			
19	913533	4	Tapping Screw #4 x 1/4"			
20	904153	2	Wing Nut 1/4" N.C.			
21	043276	2	Pre-Cleaner Glass Jar		} Used on tractors HD10-515 to HD10- inclusive only	
22	043403	2	Pre-Cleaner Jar Gasket			
23	043400	2	Pre-Cleaner Jar Clamp Assembly			
24	043408	2	Pre-Cleaner Clamp (Includes item 25)			
25	910422	2	Carriage Bolt 5/16" N.C. x 1-1/4" with Nut			
26	044246	2	"UNITED" Pre-Cleaner			
27	044255	2	Pre-Cleaner Cap and Nut Assembly			} Repairs for item 26
28	044256	2	Pre-Cleaner Cap Gasket			
29	044254	2	Pre-Cleaner Outer Shell			
30	044252	2	Pre-Cleaner Body and Stud Assembly			
31	044253	2	Pre-Cleaner Clamp with Screw			
32	041128	1	Air Tube Gasket			
33	040568	2	Pre-Cleaner Gasket			
34	041052	2	Air Cleaner - Model CT85-9665	} Repairs for item 34		
35	041865	2	Oil Cup			
36	041869	2	Oil Cup Gasket			
37	041867	2	Baffle			
38	041866	2	Baffle Ring			
39	041868	2	Bail Assembly			
40	041053	2	Air Cleaner Gasket			
41	040570	12	Capscrew 3/8" x 4-1/4"			
	910804	12	Lockwasher 3/8" Heavy			
42	041903	2	Air Cleaner Strap			
43	12992	2	Capscrew 3/8" x 1-1/4"			
	911115	2	Plain Washer 3/8"			
44	911041	2	Hex Nut 3/8" N.F.			
	36034	1	Capscrew 3/8" x 1"			
45	911041	1	Hex Nut 3/8" N.F.			
	910504	1	Lockwasher 3/8" Heavy			
46	911115	1	Plain Washer 3/8"			
	35221	4	Capscrew 1/2" x 1"			
47	910806	4	Lockwasher 1/2" Heavy			
48	041129	1	Air Cleaner Tube			
49	041132	1	Rubber Hose			
50	913217	2	Hose Clamp			
51	041130	1	Intake Elbow			
52	910001	1	Expansion Plug 5/8" Diameter			
53	040118	1	Gasket			
54	35439	4	Capscrew 3/8" x 1"			
	910804	4	Lockwasher 3/8" Heavy			
55	041131	1	Air Inlet Housing			
56	5150780	1	Gasket and Screen			
57	904281	2	Capscrew 3/8" x 2-1/4"			
	910245	2	Capscrew 3/8" x 1-3/8"			
	910804	4	Lockwasher 3/8" Heavy			



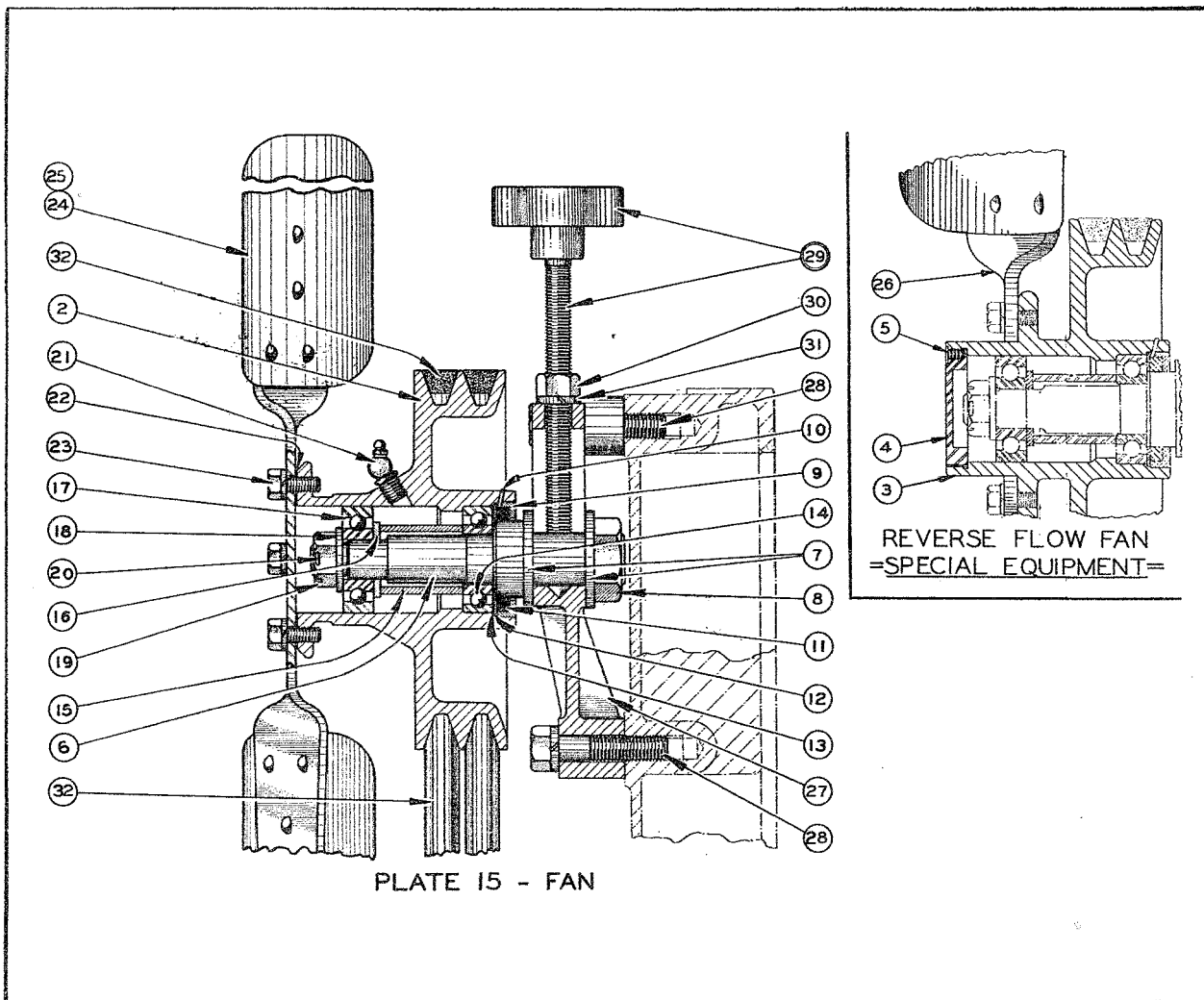
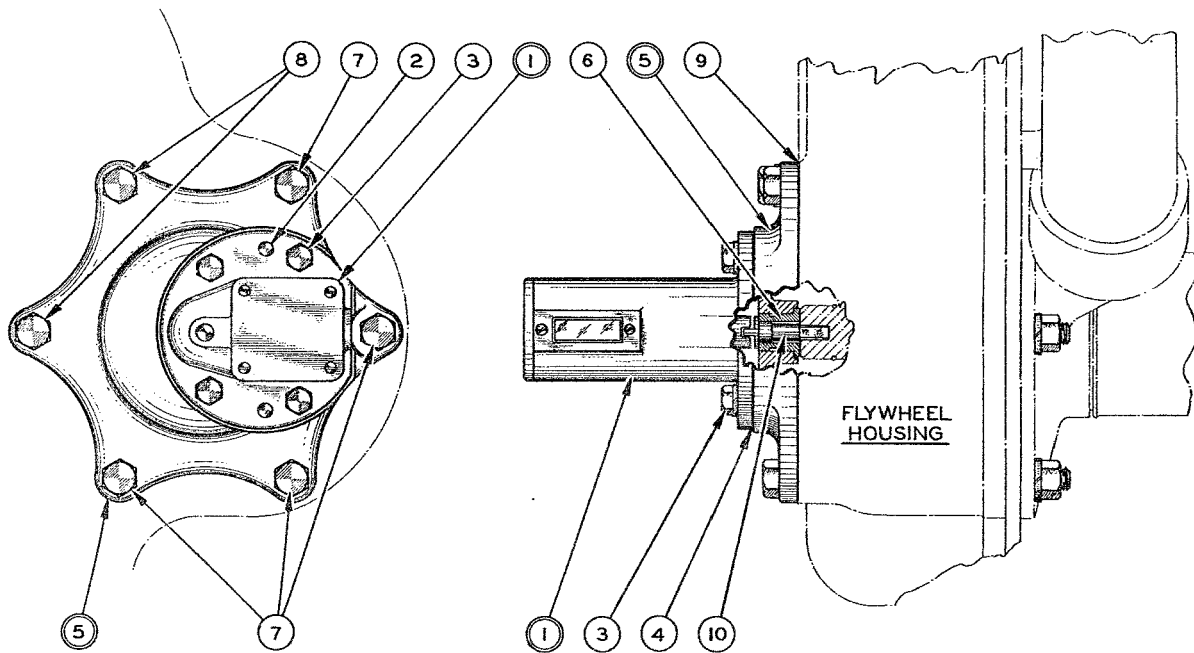


PLATE 15 - FAN

FAN  
(See Plate 15)

Item	Part Number	Qty.	Name
1	044467	1	Fan Hub Assembly (Items 2 and 6 to 23 inclusive)
2	040086	1	Fan Pulley
3	042623	1	Fan Pulley (Special. Used with item 26 only)
4	042624	1	Fan Pulley End Cap
5	042622	1	End Cap Lock Screw
6	040087	1	Fan Spindle
7	040088	2	Clamp Washer
8	911051	1	Hex Jam Nut 1" N.F.
9	040093	1	Cork Retainer
10	040094	1	Lockwire Snap Ring
11	040095	1	Cork Washer
12	040096	1	Cork Retaining Washer
13	040097	1	Gasket
14	042986	1	Ball Bearing (Rear)
15	040098	1	Spacer
16	040099	1	Clamp Washer
17	042979	1	Ball Bearing (Front)
18	040089	1	End Washer
19	912840	1	Slotted Hex Nut 5/8" N.F.
20	900802	1	Cotter Pin 3/32" x 1"
21	910261	1	Grease Fitting
22	040100	1	Fan Blade Gasket
23	{ 45312	4	Capscrew 5/16" x 3/4"
	{ 910803	4	Lockwasher 5/16" Heavy
24	040786	1	Fan Blade (Standard - 2-1/4" Deep)
25	040881	1	Fan Blade (Special for Hot Climate - 3" Deep)
26	042627	1	Fan Blade (Special - Provides reverse flow of air. Used with item 3 only)
27	040085	1	Bracket
28	{ 35712	3	Capscrew 1/2" x 2-1/4"
	{ 910806	3	Lockwasher 1/2" Heavy
29	040090	1	Adjusting Screw Assembly (1-Screw; 1-Knob)
30	911043	1	Hex Nut 1/2" N.F.
31	910806	1	Lockwasher 1/2" Heavy
32	602944	2	Fan Belt



(DISCONTINUED)

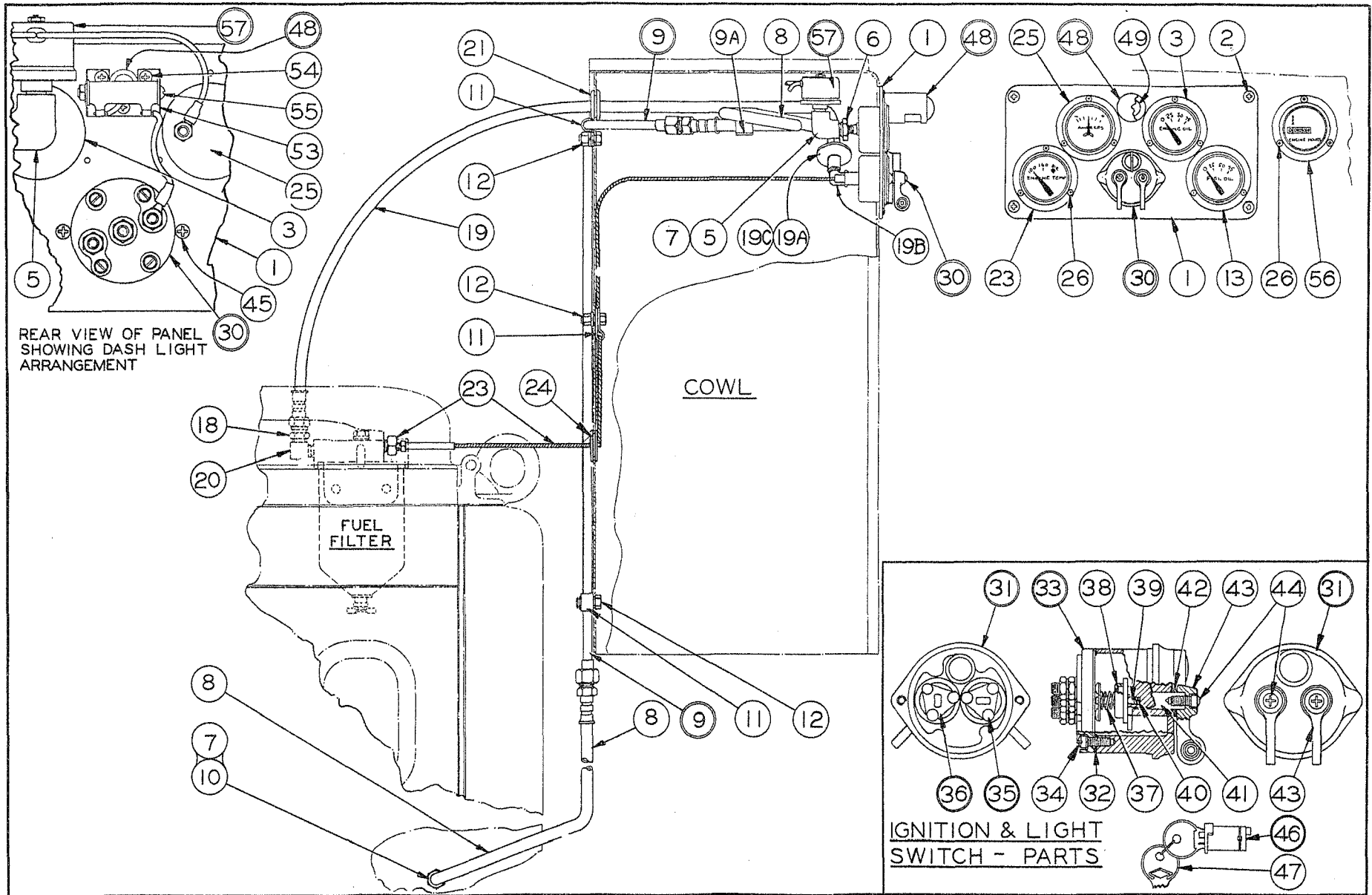
PLATE 20 - HOUR METER (FIRST TYPE)

HOUR METER  
(See Plate 20)

Item	Part Number	Qty.	Name
<u>FIRST TYPE</u> - Discontinued on tractor #HD10-303. (See Note below)			
1	042408	1	Hour Meter
2	040420	2	Dowel Pin
3	034964	4	Capscrew 1/4" x 3/4"
	910802	4	Lockwasher 1/4" Heavy
4	040362	1	Hour Meter Gasket
5	040739	1	Adapter Plate Assembly (Includes item 6)
6	040737	1	Bushing (In item 5)
7	040426	4	Capscrew 3/8" x 5"
	911041	4	Hex Nut 3/8" N.F.
8	904206	4	Lockwasher 3/8"
	35439	2	Capscrew 3/8" x 1"
9	910804	2	Lockwasher 3/8" Heavy
	5150057	1	Adapter Plate Gasket
10	042407	1	Hour Meter Drive Shaft 1-7/16" Long (For engines prior to #4711549)
	042399	1	Hour Meter Drive Shaft 2-5/16" Long (Effective with engine #4711549)

NOTE: See Instruments for the later type Hour Meter as used on tractors #HD10-303 and above.

\*Except tractors HD10-309, 322, 327, 328, 330 to 333 inclusive, 337, 338, 341, 343, 344 and 346.



34

PLATE 19 - INSTRUMENTS

INSTRUMENTS  
(See Plate 19)

<u>Item</u>	<u>Part Number</u>	<u>Qty.</u>	<u>Name</u>	
1	040151	1	Instrument Panel	
2	{ 033064	4	Tapping Screw 1/4" x 5/8"	
	{ 910802	4	Lockwasher 1/4"	
3	034910	1	Oil Pressure Gauge	
4	910221	1	Reducing Elbow 1/4" x 1/8" (Discontinued on tractor *HD10-303)	
5	913498	1	Side Outlet Elbow 1/4"	
6	901834	1	Reducing Bushing 1/4" x 1/8" } Effective with tractor *HD10-303	
7	040744	2	Half Union	
8	040882	2	Oil Pressure Gauge Flexible Tube 19" Long	
9	041221	1	Oil Pressure Gauge Tube with Nuts 30" Long (Steel)	
9A	041225	1	Tubing Clip	
10	901826	1	Reducing Bushing 3/8" x 1/4"	
11	040796	3	Tube Clip	
	{ 36032	2	Capscrew 3/8" x 3/4"	
12	{ 911041	2	Hex Nut 3/8" N.F.	
	{ 910804	2	Lockwasher 3/8" Heavy	
13	040152	1	Fuel Pressure Gauge	
14	913038	1	Female Elbow Fitting	
15	040036	1	Flexible Tube 36" Long } Discontinued on tractor HD10-200. Item 15 is	
16	913112	1	Hex Nipple 1/4" P. Thread } not serviced. Order items 17, 18 and 19.	
17	910221	1	Reducing Elbow (Discontinued on HD10- 771	
18	040744	1	Half Union (2 used prior to HD10- 771	} Effective with HD10-200
19	042325	1	Flexible Tube 36" Long	
19A	043952	1	Restriction Unit	
19B	907059	1	90° Street Ell 1/8" } Effective with HD10- 771	
19C	040740	1	Female Coupling	
20	041159	1	Elbow Fitting	
21	040758	1	Rubber Bushing	
23	034912	1	Thermo Gauge with Extension Tube	
24	041581	1	Rubber Bushing	
25	034911	1	Ammeter	
26	{ 040226	15	Tapping Screw #6 x 1/2"	
	{ 912729	15	Shakeproof Lockwasher #6	
27	031334	1	Light Switch with Keys	
28	034767	3	Switch Key #80	} Discontinued on tractor HD10-402. Item 27 is
	{ 034076	2	Tapping Screw #8 x 1/2"	
29	{ 911023	2	Square Nut #8	
	{ 911118	2	Lockwasher #8	
30	042438	1	Combination Switch Assembly (Non-Locking)	} Switch Repairs
31	042458	1	Switch Housing Assembly (1-Housing; 1-Plug)	
32	042489	1	Switch Housing Gasket	
33	042459	1	Switch Back Assembly (Includes terminal nuts)	
34	{ 910164	4	Fill. Head Machine Screw #10-32 x 7/16"	
	{ 910164	4	Lockwasher #10	
35	042462	1	Contact Assembly (Ignition)	
36	042463	1	Contact Assembly (Lights)	
37	042491	2	Contact Spring (Large)	
38	042460	2	Contact Support	
39	042493	2	Ratchet Cup	
40	042492	2	Ratchet Cup Spring (Small)	
41	042461	2	Switch Lever Shaft	
42	042490	2	Felt Washer	
43	042464	2	Switch Lever	
44	{ 042494	2	Switch Lever Screw	} Effective with tractor HD10-402
	{ 910164	2	Lockwasher #10	
45	{ 042504	2	Tapping Screw #8 x 3/8"	
	{ 911118	2	Lockwasher #8	
46	042635	1	Switch Lock Assembly with Keys } Special Equipment. For	
47	042643	2	Switch Key } 042438 Switch only.	
48	040936	1	Dash Light Assembly (Includes items 49 to 52 inclusive)	
49	031805	1	Dash Light Bulb - 6 Volt	
50	040974	1	Dash Light Glass	
51	040973	1	Dash Light Cover	
52	040969	1	Dash Light Cover Gasket	
53	040963	1	Dash Light Bracket	
54	{ 034076	3	Tapping Screw #8 x 1/2"	
	{ 911118	3	Lockwasher #8	
	{ 913162	1	Machine Screw #8 x 1-3/4"	
55	{ 040968	2	Centering Washer	
	{ 911118	1	Lockwasher #8	
	{ 911023	1	Square Nut #8-32	
56	043306	1	Electric Hour Meter (Cannot be serviced in the field) } Effective with	
57	043305	1	Hour Meter Pressure Switch } tractor *HD10-303	

\*Except tractors HD10-309, 322, 327, 328, 330 to 333 inclusive, 337, 338, 341, 343, 344 and 346.

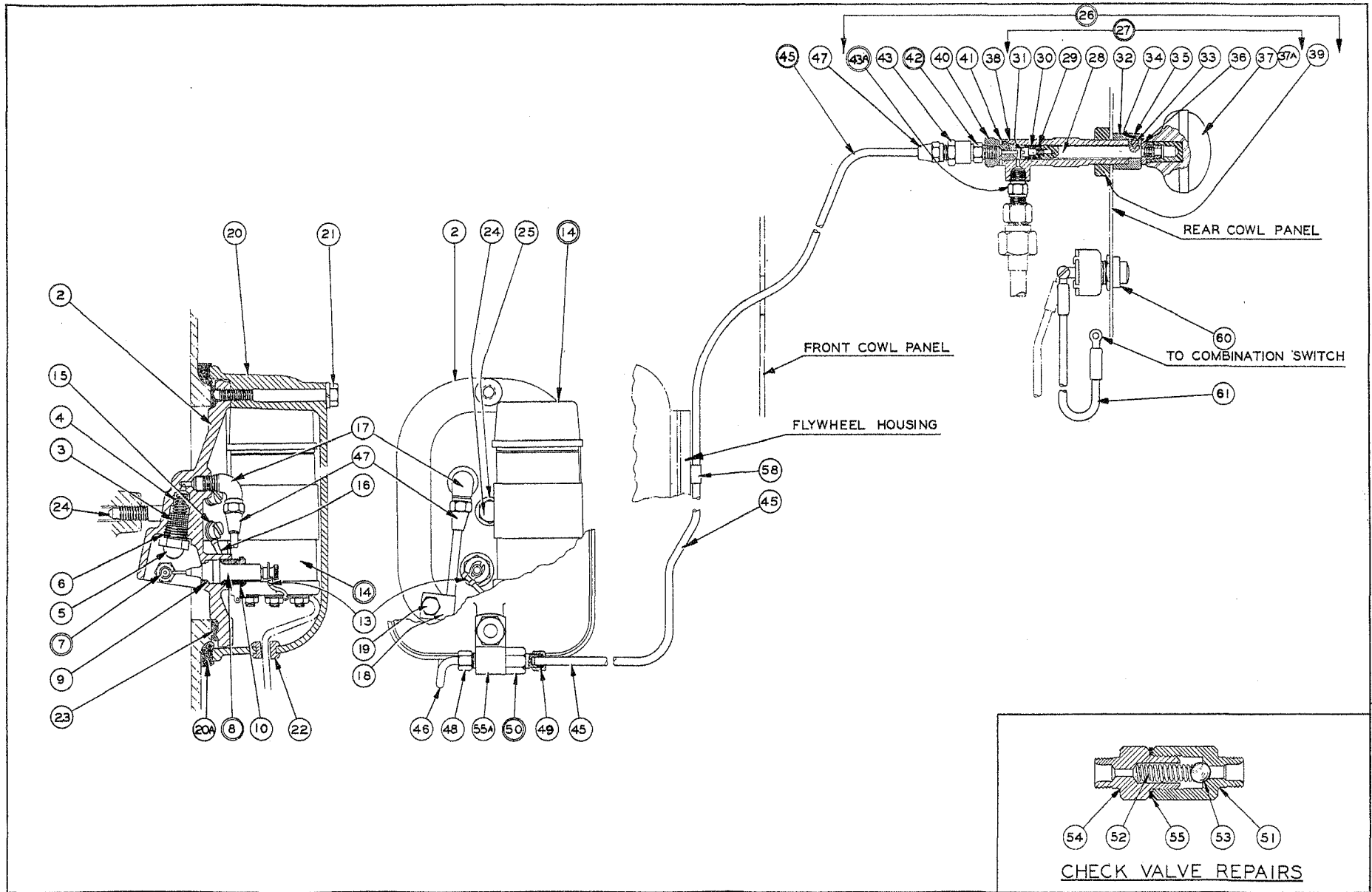


PLATE 20A - AIR HEATER

AIR HEATER  
(See Plate 20A)

Item	Part Number	Qty.	Name
------	-------------	------	------

Air Heater

1	5153383	1	Air Heater Assembly (Includes item 2 to 19 inclusive)
2	5153385	1	Air Heater Body
3	5153388	1	Air Heater Filter
4	5153389	1	Air Heater Filter Spring
5	5051518	1	Air Heater Spray Nozzle
6	5151921	1	Spray Nozzle Gasket
7	{ 5153390	1	Electrode Screw Assembly
	904204	1	Lockwasher 1/4"
8	5152774	1	Insulator Assembly (Includes Gasket)
9	1556346	1	Copper Gasket
10	5153395	1	Insulator Retaining Nut
13	5154125	1	High Tension Lead (Coil to Insulator)
14	1115479	1	Air Heater Coil Assembly (DELCO)
15	{ 901227	2	Fillister Head Capscrew 1/4" N.C. x 5/8"
	904204	2	Lockwasher 1/4"
16	5152779	1	Coil Ground Lead
17	910268	1	Elbow Fitting 1/8" P. Thread - 3/16" Tube
18	033040	1	Inlet Tube Clip
19	{ 913032	1	Hex Capscrew 1/4" N.C. x 5/16"
	904204	1	Lockwasher 1/4"

20	5153386	1	Air Heater Cover
20A	5154066	1	Air Heater Cover Felt Gasket
21	{ 913189	2	Hex Capscrew 5/16" N.C. x 7/8"
	904205	2	Lockwasher 5/16"
22	23176	1	Rubber Bushing
23	5150020	1	Gasket
24	5153139	1	Bolt
25	040400	1	Copper Gasket

} Air Heater to Block

Air Heater Pump

26	5151922	1	Air Heater Pump Assembly (Includes items 27 to 43A inclusive)
27	5152909	1	Pump Plunger Assembly (Includes items 28 to 37A inclusive)
28	5152902	1	Pump Plunger
29	5151907	2	Pump Piston (Leather)
30	5151909	1	Pump Piston Separator
31	5151908	1	Pump Piston Retaining Screw
32	5152899	1	Pump Plunger Nut
33	5152900	1	Pump Plunger Lock Pin
34	5152778	1	Pump Plunger Lock Spring
35	5152097	1	Expansion Plug 3/16" Diameter
36	5152901	1	Pump Knob Adapter
37	5152674	1	Heater Pump Knob
37A	913206	1	Groove Pin 1/16" x 3/4"
38	5151920	1	Heater Pump Body
39	911049	1	Hex Jam Nut 5/8" N.F.
40	5153315	1	Outlet Check Valve Adapter
41	5151910	1	Outlet Adapter Gasket
42	5153358	1	Outlet Check Valve
43	913037	1	Female Adapter Fitting 1/8" P. Thread - 3/16" Tube
43A	5153357	1	Inlet Check Valve
44	041255	1	Heater Pump Outlet Tube with Nuts 48" Long (Discontinued on HD10-771. Order items 45 to 50)
45	044437	1	Heater Pump Outlet Tube 39" Long
46	044439	1	Heater Pump Outlet Tube 10" Long
47	913676	2	Flared Nut
48	912064	2	Compression Nut
49	912367	2	Compression Sleeve
50	044435	1	Check Valve Assembly (Items 51 to 55)
51	044434	1	Check Valve Body
52	044433	1	Check Valve Spring
53	905358	1	Steel Ball 1/4" Dia.
54	044428	1	Check Valve Spring Housing
55	5151910	1	Gasket
55A	044438	1	Clip
56	{ 033044	2	Tube Clip
	36032	1	Capscrew 3/8" x 3/4"
57	{ 911041	1	Hex Nut 3/8" N.F.
	910804	1	Lockwasher 3/8" Heavy
58	AM-9622	1	Tube Clip

} In item 27

} Effective with HD10-771

} Repairs for Item 50

AIR HEATER SWITCH

60	031337	1	Push Button Switch
61	040789	1	Wire - Heater Switch to Light Switch 18" Long

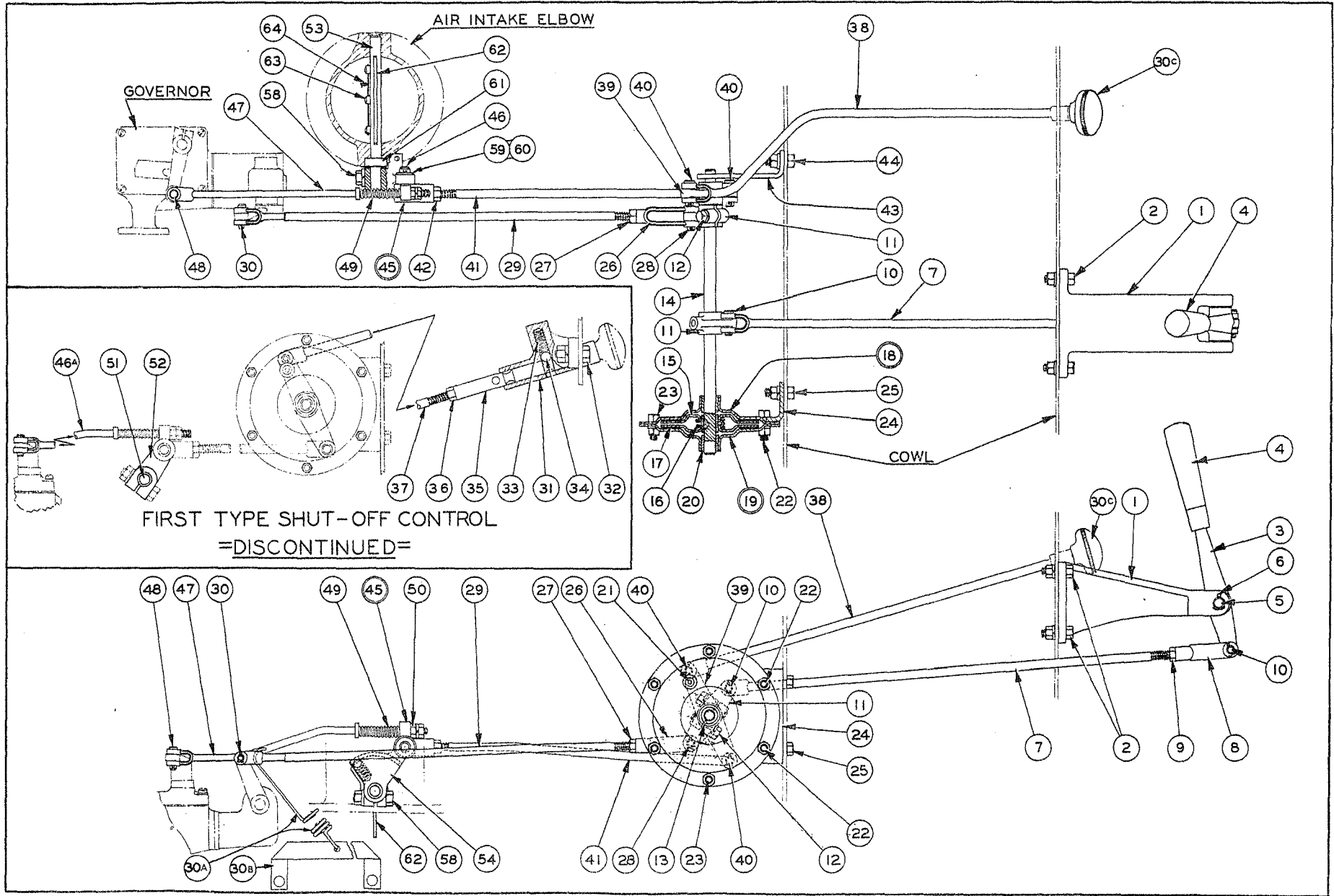


PLATE 17 - ENGINE CONTROLS

ENGINE CONTROLS  
(See Plate 17)

<u>Item</u>	<u>Part Number</u>	<u>Qty.</u>	<u>Name</u>	
1	041200	1	Control Bracket	
2	36034	4	Capscrew 3/8" x 1"	
	911041	4	Hex Nut 3/8" N.F.	
	910804	4	Lockwasher 3/8" Heavy	
3	041199	1	Throttle Lever	
4	033904	1	Lever Grip	
5	040512	1	Pivot Shaft	
6	900805	2	Cotter Pin 1/8" x 3/4"	
7	041201	1	Throttle Rod	
8	033056	1	Adjustable Yoke End	
9	911041	1	Hex Nut 3/8" N.F.	
10	033069	2	Yoke Pin with 3/32" x 5/8" Cotter Pin	
11	040517	2	Lever	
12	37450	2	Capscrew 5/16" x 1-1/4"	
	910803	2	Lockwasher 5/16"	
13	905121	2	Woodruff Key #5	
14	041208	1	Throttle Shaft	
15	71798	2	Pressure Plate	
16	044244	1	Pressure Plate Spring	
17	71808	2	Friction Disc (Fibre)	
18	71799	1	Cover Assembly	} Include item 20
19	72369	1	Cover Assembly	
20	71800	2	Cover Bushing (In items 18 and 19)	
21	901651	1	Pipe Plug 1/8" Square Head	
22	36034	2	Capscrew 3/8" x 1"	
	911041	2	Hex Nut 3/8" N.F.	
	910804	2	Lockwasher 3/8" Heavy	
23	36032	4	Capscrew 3/8" x 3/4"	
	911041	4	Hex Nut 3/8" N.F.	
	910804	4	Lockwasher 3/8" Heavy	
24	71995	1	Bracket	
25	36034	2	Capscrew 3/8" x 1"	
	911041	2	Hex Nut 3/8" N.F.	
	910804	2	Lockwasher 3/8" Heavy	
26	033056	1	Adjustable Yoke End	
27	911041	1	Hex Nut 3/8" N.F.	
28	033069	1	Yoke Pin with 3/32" x 5/8" Cotter Pin	
29	041204	1	Throttle Control Rod	
30	033087	1	Yoke Pin with 3/32" x 1/2" Cotter Pin	
30A	044245	1	Throttle Control Rod Spring	} Effective with tractor HD10-771
30E	044243	1	Spring Bracket	
30C	U-2862	1	Shut-off Rod Knob	
31	040530	1	Shut-off Rod Bracket	
32	12992	2	Capscrew 3/8" x 1-1/4"	} Discontinued on tractor HD10-515
	911041	2	Hex Nut 3/8" N.F.	
	910804	2	Lockwasher 3/8" Heavy	
33	28980	1	Spring	
34	905361	1	Steel Ball 7/16" Diameter	
35	040513	1	Shut-off Stop Rod	
36	911041	1	Hex Nut 3/8" N.F.	
37	041202	1	Rear Shut-off Rod	
38	043043	1	Rear Shut-off Rod (Effective with tractor HD10-515)	
39	040519	1	Shut-off Lever	
40	033069	2	Yoke Pin with 3/32" x 5/8" Cotter Pin	
41	041203	1	Fuel and Air Shut-off Rod	
42	911026	1	Hex Nut 3/8" N.C.	
43	38515	1	Bracket	
44	36034	2	Capscrew 3/8" x 1"	
	911041	2	Hex Nut 3/8" N.F.	
	910804	2	Lockwasher 3/8" Heavy	
45	040154	1	Lever Assembly (Includes item 46)	
46	040156	1	Pivot Pin (In item 45)	
46A	041206	1	Front Shut-off Rod 11-1/8" Long (Discontinued on tractor HD10-515)	
47	043045	1	Front Shut-off Rod 11-1/2" Long (Effective with tractor HD10-515)	
48	033067	1	Yoke Pin with 3/32" x 1/2" Cotter Pin	
49	70385	1	Spring	
50	906905	2	Hex Nut 5/16" N.F.	
	910803	2	Lockwasher 5/16" Heavy	
51	040161	1	Air Valve Shaft	} Discontinued on tractor HD10-515
52	040157	1	Lever	
53	042946	1	Air Valve Shaft	
54	042948	1	Lever	
55	905360	1	Steel Ball 3/8" Diameter	} Effective with tractor HD10-515
56	14704	1	Spring	
57	043460	1	Ball Sleeve	
58	U-3188	1	Capscrew 3/8" x 1-1/2"	
	911041	1	Hex Nut 3/8" N.F.	
	910804	1	Lockwasher 3/8" Heavy	
59	900802	1	Cotter Pin 3/32" x 1"	
60	910244	1	Plain Washer 1/2" S.A.E.	
61	040302	1	Seal	
62	040164	1	Air Valve	
63	040162	3	Special Capscrew	
64	040163	1	Lockwire 7" Long	



40

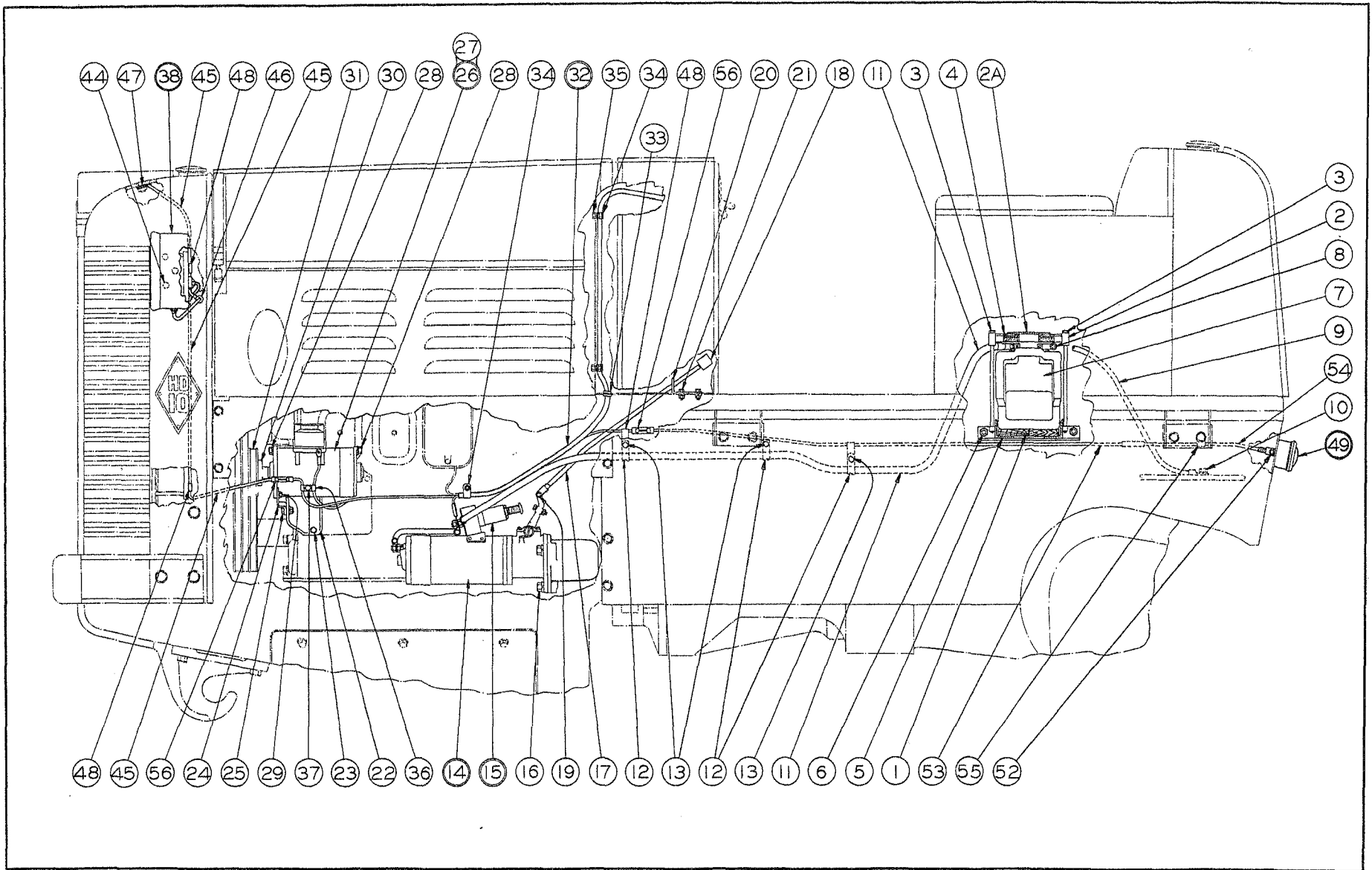


PLATE 18 - ELECTRICAL SYSTEM

ELECTRICAL SYSTEM  
(See Plate 18)

Item	Part Number	Qty.	Name
1	041312	8	Battery Base (Wood)
2	041827	2	Battery Hold-down
2A	041830	1	Equalizer Bar
3	913158	6	Machine Bolt 3/8" N.C x 10-1/2"
4	042534	6	Rubber Block 3" Long
5	041954	1	Battery Support
6	70469	4	Capscrew 1/2" x 1-1/4"
	911043	4	Hex Nut 1/2" N.F.
7	910806	4	Lockwasher 1/2" Heavy
	040933	2	Storage Battery 25 Plate (6 Volt)
8	041301	1	Cable 18-1/2" Long (Connects 2 Batteries)
9	031719	1	Cable - Battery to Ground 30" Long
10	36032	1	Capscrew 3/8" x 3/4"
	906960	1	Shakeproof Lockwasher 3/8"
11	040947	1	Cable - Battery to Starting Motor 80" Long
12	041303	3	Cable Clip
13	36032	3	Capscrew 3/8" x 3/4"
	911041	3	Hex Nut 3/8" N.F.
	910804	3	Lockwasher 3/8" Heavy
14	034917	1	Starting Motor - DELCO-REMY #1108714
15	034924	1	Starting Motor Switch (In item 14)
16	35440	2	Capscrew 5/8" x 1-1/2"
	910808	2	Lockwasher 5/8" Heavy
16A	35248	1	Capscrew 5/8" x 2-1/4"
	911044	1	Hex Nut 5/8" N.F.
	910808	1	Lockwasher 5/8" Heavy
17	041316	1	Starter Rod
18	040762	1	Starter Rod Button
19	033067	1	Yoke Pin with 3/32" x 1/2" Cotter Pin
20	041314	1	Starter Rod Bracket
21	36034	2	Capscrew 3/8" x 1"
	911041	2	Hex Nut 3/8" N.F.
	910804	2	Lockwasher 3/8" Heavy
22	3222817	1	Generator Bracket
23	913030	3	Hex Capscrew 7/16" N.C. x 1-1/8"
	904207	3	Lockwasher 7/16"
24	3222369	1	Generator Belt Adjusting Link
25	911168	1	Hex Capscrew 5/16" N.F. x 7/8"
	906905	1	Hex Nut 5/16" N.F.
	904205	1	Lockwasher 5/16"
26	034916	1	Generator - DELCO-REMY #1105377
27	905121	1	Woodruff Key #5 (In item 26)
28	904706	2	Hex Capscrew 7/16" N.C. x 1-1/4"
	910805	2	Lockwasher 7/16" Heavy
29	45312	1	Capscrew 5/16" x 3/4"
	910335	1	Plain Washer 5/16" Standard
30	040128	1	Generator Pulley
31	040549	1	Generator Belt
31A	040946	1	Wiring Harness (Discontinued on HD10-531. Not serviced. Order items 32, 45 and 53)
32	042760	1	Wiring Harness (Effective with tractor HD10-531)
33	040842	1	Rubber Bushing
34	207091	3	Clip
35	36032	2	Capscrew 3/8" x 3/4"
	911041	2	Hex Nut 3/8" N.F.
	910804	2	Lockwasher 3/8" Heavy
36	033044	2	Clip
37	35439	2	Capscrew 3/8" x 1"
	910804	2	Lockwasher 3/8" Heavy
38	37131	1	Headlight - Left
	37132	1	Headlight - Right
39	032793	2	Headlight Bulb 12 Volt - 32 CP
40	033140	2	Headlight Lens
41	033142	2	Headlight Moulding (Rim)
42	033143	2	Headlight Lens Washer
43	033141	2	Headlight Reflector
44	36032	6	Capscrew 3/8" x 3/4"
	910804	6	Lockwasher 3/8" Heavy
44A	040979	1	Headlight Wire (Discontinued on tractor HD10-531. Order item 45)
45	042764	1	Headlight Wire (Effective with tractor HD10-531)
46	23176	2	Rubber Bushing
47	AM-9622	1	Clip
48	033044	5	Clip
49	033027	1	Tail Light - Complete (Includes items 50 and 51)
50	031806	1	Tail Light Bulb - 12 Volt
51	034014	1	Tail Light Lens
52	911040	2	Hex Nut 1/4" N.F.
	910802	2	Lockwasher 1/4" Heavy
52A	041872	1	Tail Light Wire 60" Long (Front Section. Discontinued. Order item 53)
53	042763	1	Tail Light Wire 100" Long (Front Section. Effective with tractor HD10-531)
54	041871	1	Tail Light Wire 12" Long (Rear Section)
55	AM-9622	1	Clip
56	041318	2	Fuse 20 Amp.

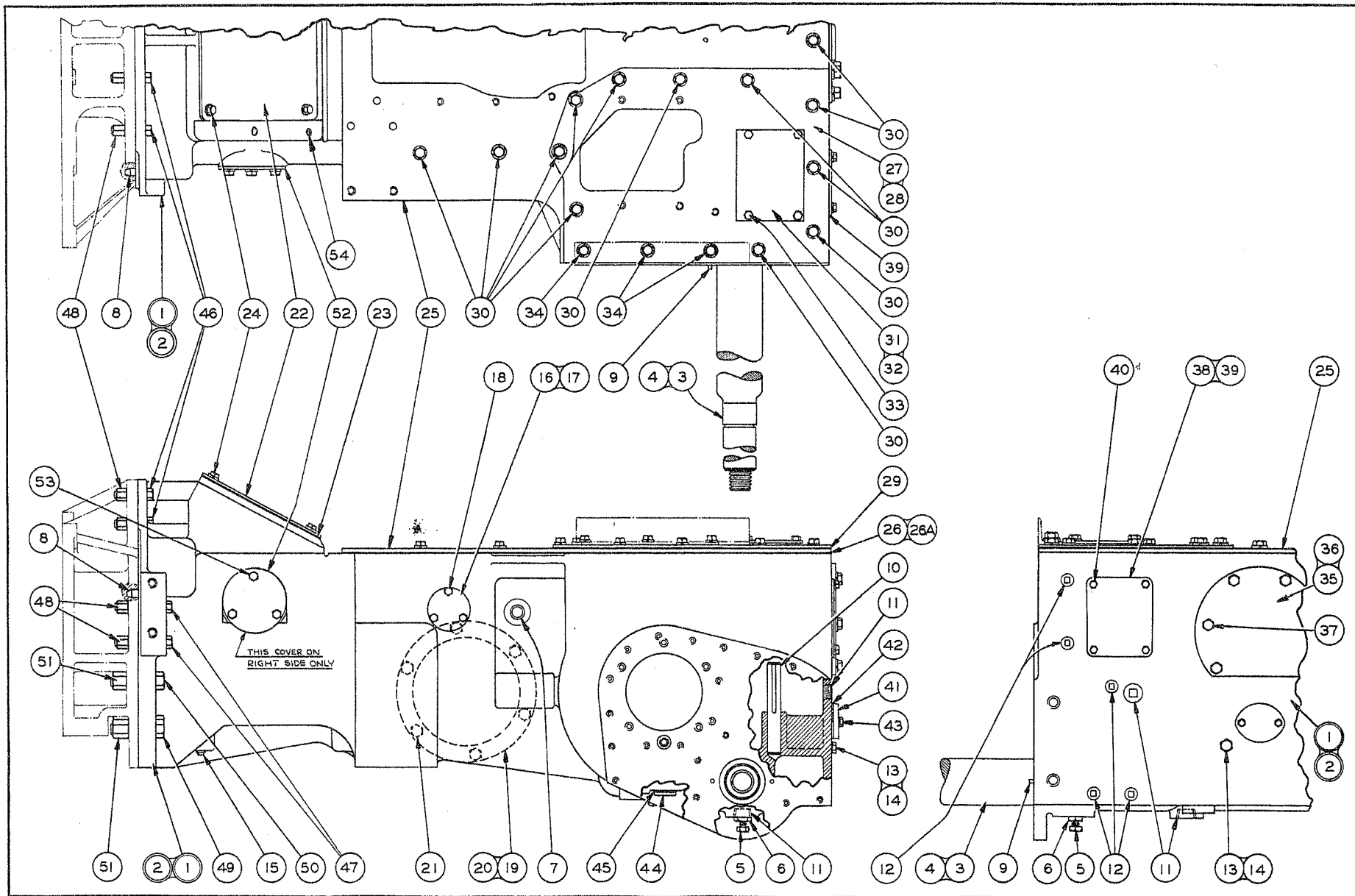


PLATE 21 - TRANSMISSION CASE AND COVERS

TRANSMISSION CASE AND COVERS  
(See Plate 21)

Item	Part Number	Qty.	Name	
1	041265	1	Transmission Case Assembly for 62" Tread Model (Includes items 3, and items 5 to 14 inclusive)	
2	041302	1	Transmission Case Assembly for 74" Tread Model (Includes items 4 to 14 inclusive)	
3	032865	2	Sprocket Shaft for 62" Tread Model 40" Long (In item 1)	
4	031747	2	Sprocket Shaft for 74" Tread Model 46" Long (In item 2)	
5	36523	2	Set Screw	
6	911037	2	Hex Jam Nut 3/4" N.C.	} In items 1 and 2
7	35399	2	Pedal Lever Fulcrum Pin	
8	71004	2	Dowel	
9	13173	4	Dowel	
10	031750	2	Brake Column	
11	901667	4	Countersunk Pipe Plug 1-1/4"	
12	30454	10	Plug 1" N.C.	
13	031049	2	Plug Screw 3/4" x 1"	
14	031844	2	Plug Screw Gasket	
15	912725	2	Pipe Plug 1/2" Standard	
16	38396	1	Odometer Hole Cover	
17	38397	1	Odometer Hole Cover Gasket	
18	45295	3	Capscrew 5/16" x 1"	
	910803	3	Lockwasher 5/16" Heavy	
19	031047	1	Side Cover	
20	031046	1	Side Cover Gasket	
	35159	6	Capscrew 5/8" x 1"	}
21	910808	6	Lockwasher 5/8" Heavy	
22	031045	1	Master Clutch Inspection Cover	
23	031044	1	Inspection Cover Gasket	
24	35061	4	Capscrew 1/2" x 1-1/4"	
25	041322	1	Top Cover Plate	
26	041320	1	Top Cover Plate Gasket (Rear Section)	
26A	042046	1	Top Cover Plate Gasket (Front Section)	
27	041323	1	Top Cover - Left	} When for tractors prior to HD10-802, order items 31, 32 and 33 also.
28	041324	1	Top Cover - Right	
29	031248	2	Top Cover Gasket	
	35440	25	Capscrew 5/8" x 1-1/2"	}
30	910808	25	Lockwasher 5/8" Heavy	
30A	032197	2	Brake Adjusting Hole Cover - Top	} Discontinued on tractor HD10-802
30B	032196	2	Brake Adjusting Hole Cover Gasket	
30C	70590	4	Capscrew 5/8" x 1-1/8"	}
31	044056	2	Brake Adjusting Hole Cover - Top	
32	044058	2	Brake Adjusting Hole Cover Gasket	} Effective with tractor HD10-802
33	36032	8	Capscrew 3/8" x 3/4"	
	36707	6	Capscrew 5/8" x 1-3/4"	}
34	910808	6	Lockwasher 5/8" Heavy	
35	031051	1	Rear Cover - Center	
36	031048	1	Rear Cover Gasket	
	70109	6	Capscrew 3/4" x 1-1/2"	}
37	910809	6	Lockwasher 3/4" Heavy	
38	031037	2	Brake Adjustment Cover - Rear	
39	031038	2	Brake Adjustment Cover Gasket	
	35221	8	Capscrew 1/2" x 1"	}
40	910806	8	Lockwasher 1/2" Heavy	
41	041338	1	Cover	
42	35252	1	Cover Gasket	
	35439	2	Capscrew 3/8" x 1"	}
43	910804	2	Lockwasher 3/8" Heavy	
44	35250	1	Plug	
45	35249	1	Plug Gasket	
46	70285	4	Capscrew 3/4" x 3"	
47	71014	4	Capscrew 3/4" x 4-1/2"	
48	12767	8	High Nut	
49	031055	4	Capscrew 1" x 3-3/4"	
50	12585	2	Capscrew 1" x 4"	
51	031056	6	High Nut	
52	040104	1	Cover	
	35061	3	Capscrew 1/2" x 1-1/4"	}
53	910806	3	Lockwasher 1/2" Heavy	
54	034636	3	Plug	

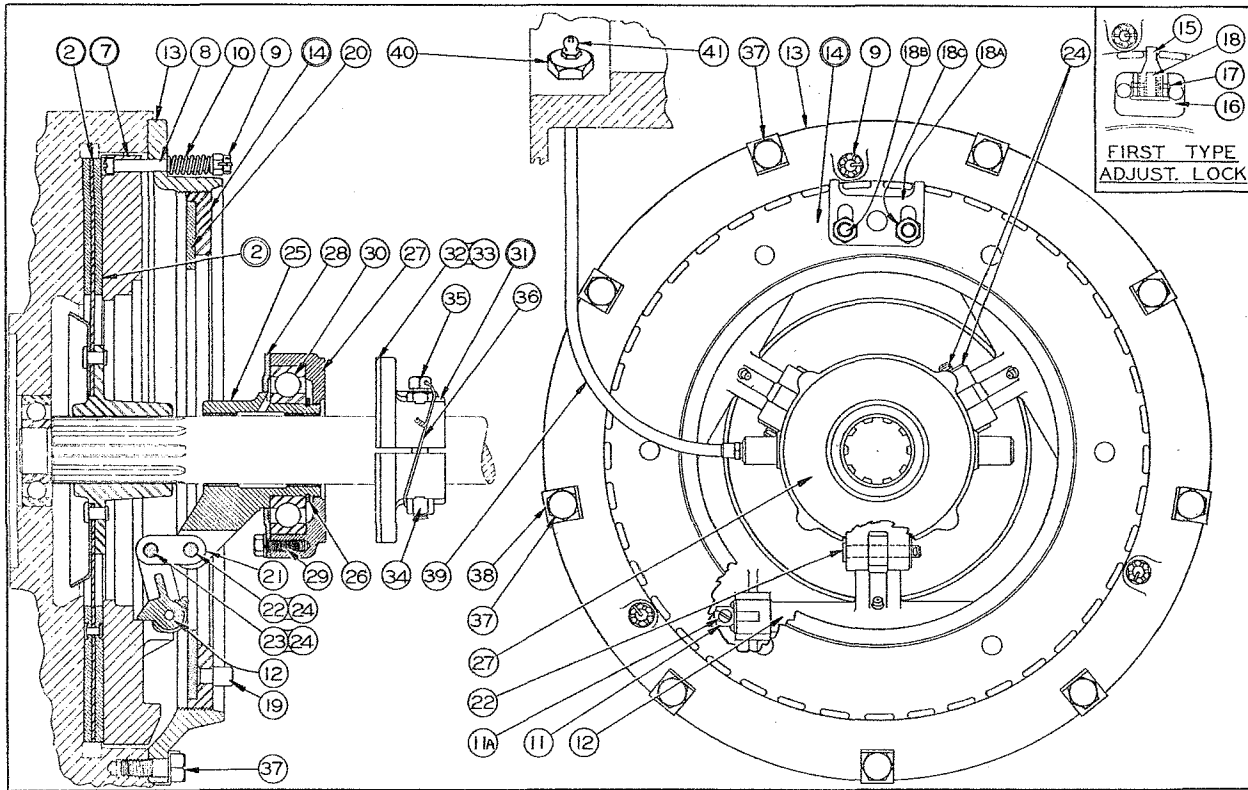


PLATE 22 - MASTER CLUTCH

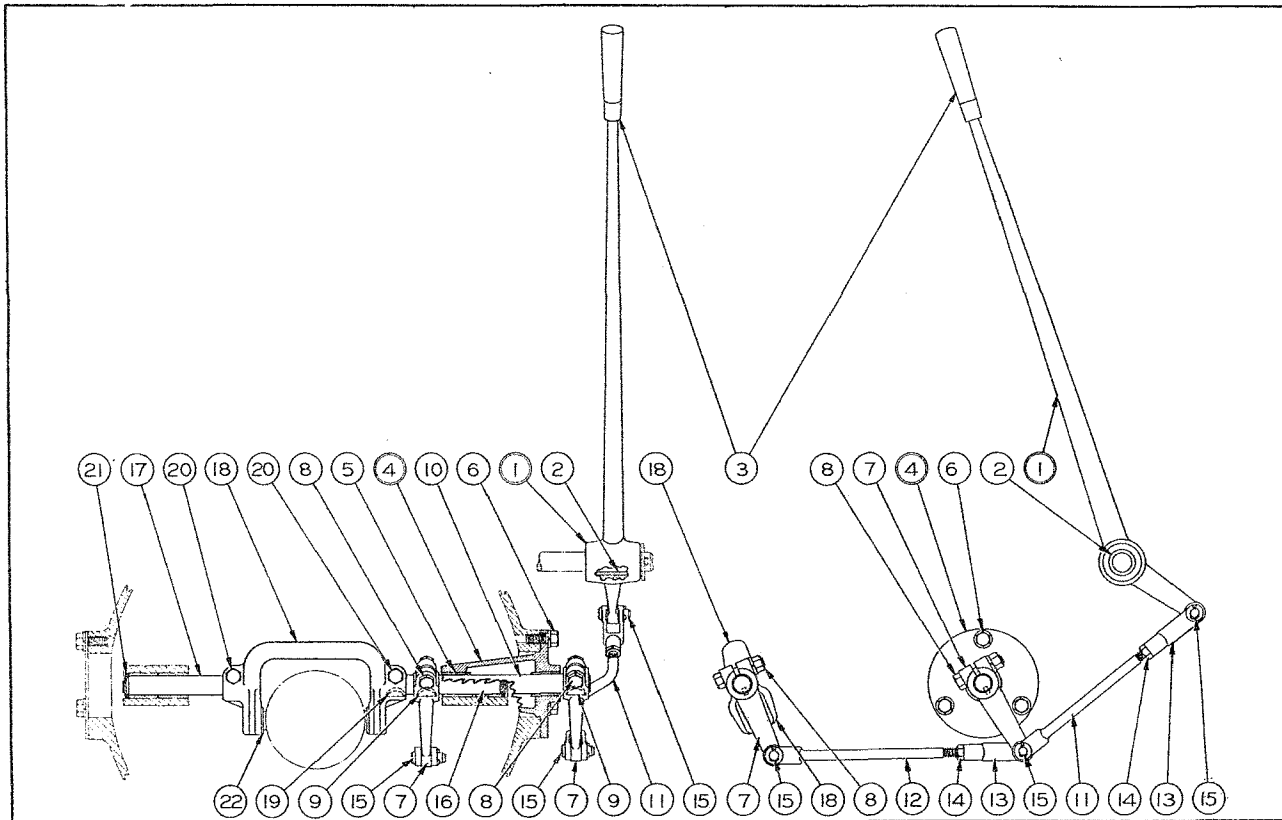


PLATE 23 - MASTER CLUTCH CONTROL

MASTER CLUTCH  
(See Plate 22)

<u>Item</u>	<u>Part Number</u>	<u>Qty.</u>	<u>Name</u>
1	041043	1	Master Clutch Assembly (Includes items 2 to 35 inclusive)
2	033782	1	Drive Disc Assembly (Facings are cemented and not serviced separately)
5	041393	1	Pressure Plate Assembly (Includes items 11 and 11A) } Discontinued on HD10-772.
6	{ 041742	3	Stud 5/16" x 2-7/8" (Disc. on HD10-280. Order 033751) } Item 5 is not serviced.
	{ 033751	3	
7	043484	1	Pressure Plate Assembly (Includes items 11 and 11A) } Order items 7, 8 and 9
8	043485	3	Fillister Head Capscrew 5/16" N.C. x 2-7/8" (Effective with HD10-772)
9	{ 905340	3	Castle Nut 5/16" } Not used on tractors HD10-280 to HD10-771
	{ 900970	3	
10	033752	3	Return Spring
11	204664	6	Cam Block
11A	{ 903731	6	Fillister Head Capscrew 1/4" N.C. x 3/8" } Replace Cam Blocks in Sets only.
	{ 040769	6	
12	040219	3	Screw Lock } Order Cam Block Package 043397.
13	041390	1	Back Plate
14	041394	1	Camshaft (Advise replace in sets of three)
15	040782	1	Adjusting Ring Assembly (Includes items 18A to 19 inclusive)
16	040781	1	Adjusting Lock
17	040784	1	Adjusting Lock Bracket } <u>FIRST TYPE LOCKING ARRANGEMENT</u>
18	040783	1	Adjusting Lock Pin } Discontinued on tractor HD10-239
18A	042938	1	Adjusting Lock Spring
18B	042767	2	Adjusting Lock
18C	911048	2	Flat Head Screw 3/8" x 13/16" } <u>SECOND TYPE LOCKING ARRANGEMENT</u>
19	040301	6	Hex Jam Nut 3/8" N.F. } Effective with tractor HD10-239
20	041395	1	Adjusting Ring Stud (Riveted in item 14)
21	040222	3	Adjusting Ring Plate
22	040220	3	Connecting Link
23	040221	3	Link Pin (Long)
24	{ 900805	6	Link Pin (Short)
	{ 901165	6	
25	041396	1	Cotter Pin 1/8" x 3/4"
26	030801	1	Plain Washer 1/2" Standard
27	030800	1	Clutch Sleeve with Bushings (Separate parts are not serviced)
28	030799	1	Snap Ring
29	{ 905661	4	Release Bearing Carrier
	{ 910803	4	
30	042848	1	Release Bearing Plate
31	041398	1	Hex Capscrew 5/16" N.C. x 5/8"
32	041739	2	Lockwasher 5/16" Heavy
33	911132	6	Ball Bearing
34	{ 042432	2	Clutch Brake Assembly (Includes items 32 to 34 inclusive)
	{ 042433	2	
35	042406	1	Clutch Brake Facing (Half only) } In item 31
			Brass Tubular Rivet 3/16" x 7/16"
			Capscrew 7/16" N.F. x 3"
			Hex Nut
			Set Screw 1/2" N.C. x 5/8" (Effective approximately with tractor HD10-52)
-----			
36	23633	1	Lockwire 12" Long (Effective approximately with tractor HD10-52)
37	35061	9	Capscrew 1/2" x 1-1/4"
38	35196	9	Screw Lock
39	45496	1	Grease Tube
40	911049	1	Hex Jam Nut 5/8" N.F.
41	911160	1	Grease Fitting

MASTER CLUTCH CONTROL  
(See Plate 23)

1	041184	1	Lever Assembly (Includes item 2)
2	35953	2	Bushing (In item 1)
3	033904	1	Lever Grip
4	031029	1	Bearing Cage Assembly (Includes item 5)
5	35285	2	Bushing (In item 4)
6	{ 35061	3	Capscrew 1/2" x 1-1/4"
	{ 910806	3	
7	70312	3	Lockwasher 1/2" Heavy
8	{ 35068	3	Sub Lever
	{ 911043	3	
9	910806	3	Capscrew 1/2" x 2-1/4"
10	36997	3	Hex Nut 1/2" N.F.
11	041182	1	Lockwasher 1/2" Heavy
12	041183	1	Woodruff Key #13 - Hardened
13	37443	1	Shaft
14	033058	2	Clutch Rod - Outer
15	911043	2	Clutch Rod - Inner
16	033072	4	Yoke End
17	041181	1	Hex Nut 1/2" N.F.
18	041179	1	Yoke Pin with 1/8" x 7/8" Cotter Pin
19	041180	1	Yoke Shaft - Left
20	{ 36997	1	Yoke Shaft - Right
	{ 35068	2	
21	911043	2	Throwout Yoke
22	910806	2	Woodruff Key #13 - Hardened
	910006	2	Capscrew 1/2" x 2-1/4"
	040940	2	Hex Nut 1/2" N.F.
			Lockwasher 1/2" Heavy
			Expansion Plug 1-1/4" Diameter
			Sliding Block

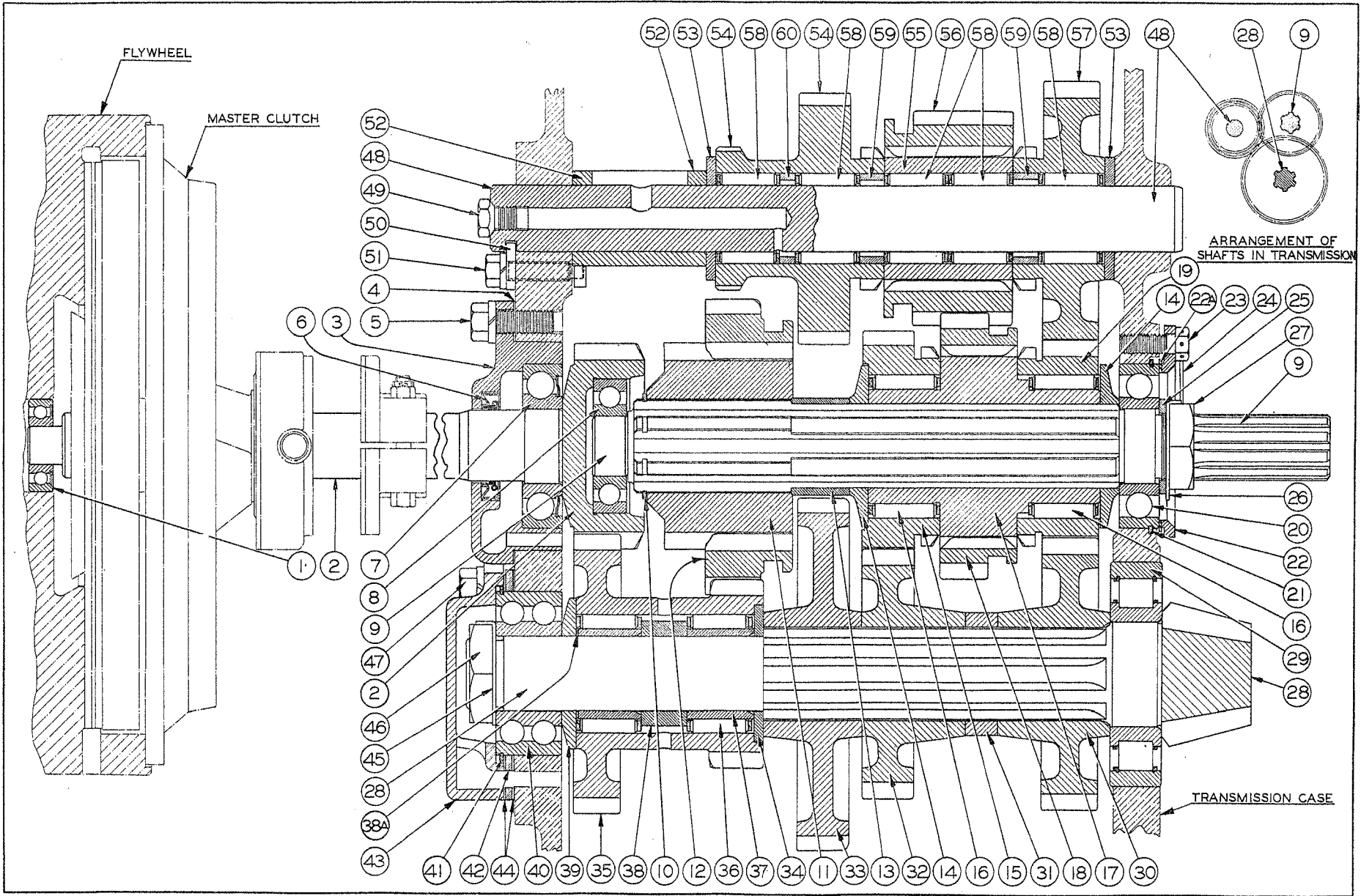


PLATE 24 - TRANSMISSION GEARS

TRANSMISSION GEARS  
(See Plate 24)

<u>Item</u>	<u>Part Number</u>	<u>Qty.</u>	<u>Name</u>
<u>Sliding Gear Set</u>			
1	211013	1	Ball Bearing
2	040998	1	Clutch Shaft and Gear - 25 T.
3	040997	1	Bearing Cage
4	041001	1	Bearing Cage Gasket
5	{ 36707	4	Capscrew 5/8" x 1-3/4"
	{ 910808	4	Lockwasher 5/8" Heavy
6	033146	1	Seal
7	204751	1	Ball Bearing
8	042982	1	Ball Bearing
9	041005	1	Top Shaft
10	041002	1	Snap Ring
11	041003	1	Front Sliding Gear Hub - 25 Teeth
12	041004	1	Front Sliding Gear - 25 Internal Teeth and 37 External Teeth
13	041006	1	Spacer
14	031903	2	Washer
15	041007	1	Gear - 29 T. and 20 T.
16	042826	2	Bearing Roller Assembly
17	041008	1	Rear Sliding Gear Hub - 20 Teeth
18	041009	1	Rear Sliding Gear - 20 Internal Teeth and 33 External Teeth
19	041010	1	Gear - 26 T. and 20 T.
20	042852	1	Ball Bearing (Includes item 21)
21	040831	1	Snap Ring (In item 20)
22	041011	1	Bearing Retainer
22A	042636	1	Shim 1/16" Thick (Use as required)
23	{ 35772	3	Capscrew 1/2" x 1-1/4" - Drilled Head
	{ 11259	1	Capscrew 1/2" x 1" - Drilled Head
24	23633	2	Lockwire 12" Long
25	030965	1	Spacer
26	030974	1	Lockwasher
27	030975	1	Nut

Bevel Pinion Set

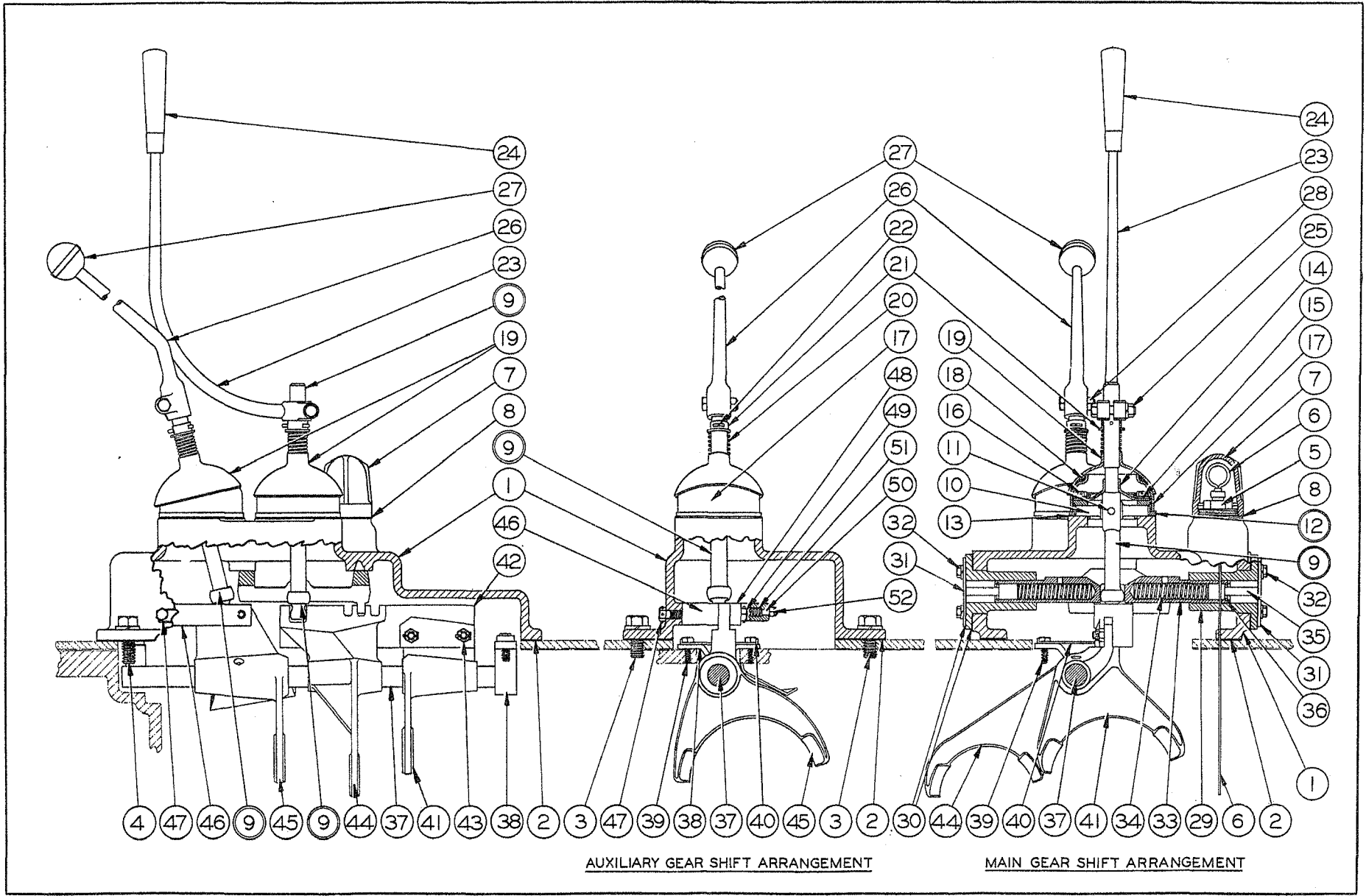
28	041012	1	Bevel Pinion and Shaft - 9 T. (Recommend service with matched Gear 031115. Order 042022 Gear and Pinion Set)
29	042795	1	Roller Bearing
30	041026	1	Gear - 34 T.
31	041025	1	Spacer
32	041024	1	Gear - 31 T.
33	041023	1	Reverse Gear - 45 T.
34	041022	1	Washer
35	041021	1	Spool Gear - 35 T. and 23 T.
36	042964	2	Bearing Roller Assembly
36A	041027	1	Bearing Inner Race 4-3/4" Long
36B	041020	1	Bearing Spacer 2-3/8" I.D.
37	042180	2	Bearing Inner Race 1-3/4" Long
38	042176	1	Bearing Spacer 2" I.D.
38A	042179	1	Shim .010" Thick
39	041017	1	Washer
40	043890	1	Ball Bearing (Includes item 41)
41	040831	1	Snap Ring (In item 40)
42	044557	1	Cover Plate
42A	030982	1	End Cap (Discontinued on HD10-
43	044560	1	End Cap (Effective with HD10-
44	{ 044558	4	Shim .010" Thick
	{ 044559	5	Shim .005" Thick
45	030969	1	Lockwasher
46	030968	1	Nut
47	{ 71113	4	Capscrew 5/8" x 2"
	{ 910808	4	Lockwasher 5/8" Heavy

} Discontinued on tractor HD10-249. Item 36A is not serviced. Order items 37, 38 and 38A.  
} Effective with tractor HD10-249

Reverse Gear Set

48	040989	1	Reverse Idler Shaft
49	71057	1	Shaft Plug
50	030963	1	Shaft Lock
51	{ 35061	1	Capscrew 1/2" x 1-1/4"
	{ 030961	1	Set Screw
	{ 910806	2	Lockwasher 1/2" Heavy
52	030981	1	Spacer
53	030980	2	Washer
54	040991	1	Reverse Idler Gear - 31 T. and 14 T.
55	040993	1	Idler Sliding Gear Hub - 14 T.
56	040994	1	Idler Sliding Gear - 14 Internal Teeth and 27 External Teeth
57	040995	1	Gear - 34 T. and 14 T.
58	042825	5	Bearing Roller Assembly
59	040992	2	Spacer
60	040990	1	Spacer





AUXILIARY GEAR SHIFT ARRANGEMENT

MAIN GEAR SHIFT ARRANGEMENT

PLATE 25 - GEAR SHIFT

GEAR SHIFT  
(See Plate 25)

<u>Item</u>	<u>Part Number</u>	<u>Qty.</u>	<u>Name</u>
1	041187	1	Gear Shift Housing
2	041348	1	Gear Shift Housing Gasket
3	{ 35014	5	Capscrew 5/8" x 1-1/2"
	{ 910808	5	Lockwasher 5/8" Heavy
4	{ 36707	2	Capscrew 5/8" x 1-3/4"
	{ 910808	2	Lockwasher 5/8" Heavy
5	034268	1	Filler Plug
6	034304	1	Oil Gauge Rod
7	034265	1	Oil Gauge Cap
8	034269	1	Oil Gauge Cap Gasket
9	031081	2	Gear Shift Lever Assembly (Includes items 10 and 11)
10	031229	2	Pivot Shaft
11	031157	2	Pivot Shaft Pin } In item 9
12	031074	2	Clamp Ring Assembly (Separate parts are not serviced)
13	031076	2	Clamp Ring Gasket
14	032056	2	Rubber Boot
15	032059	2	Clamp Plate
16	{ 032062	8	Capscrew 5/16" x 1-1/2" - Drilled Head
	{ 23775	2	Lockwire 10" Long
17	45543	2	Dust Cap
18	45546	2	Felt Seal for Dust Cap
19	45544	2	Cover
20	U-175	2	Spring
21	U-176	2	Collar
22	910302	2	Cotter Pin 5/32" x 1-1/4"
23	040476	1	Gear Shift Lever Extension
24	033904	1	Lever Grip
25	{ 35336	1	Capscrew 3/8" x 1-3/4"
	{ 911041	1	Hex Nut 3/8" N.F.
	{ 910804	1	Lockwasher 3/8" Heavy
26	031230	1	Gear Shift Lever Extension
27	14210	1	Ball Handle
28	{ 36039	1	Capscrew 3/8" x 1-3/8"
	{ 911041	1	Hex Nut 3/8" N.F.
	{ 910804	1	Lockwasher 3/8" Heavy
29	37412	2	Shifter Guide
30	37424	4	Shifter Guide Gasket
31	37426	2	Shifter Guide Cover
32	{ 37450	8	Capscrew 5/16" x 1-1/4"
	{ 910803	8	Lockwasher 5/16" Heavy
33	041197	1	Gear Shifter Lock
34	37420	2	Shifter Lock Spring
35	37421	2	Shifter Lock Plunger
36	45384	2	Shifter Lock Snap Ring
37	031848	1	Shifter Shaft
38	031232	1	Shifter Shaft Bracket
39	35439	4	Capscrew 3/8" x 1"
40	031231	2	Screw Lock
41	041192	1	Shifter Fork - Rear
42	041808	1	Shifter Fork Lock Bar
43	{ 031080	2	Flat Head Capscrew 3/8" x 1-7/8" - Drilled End
	{ 911053	2	Castle Nut 3/8" N.F.
	{ 900802	2	Cotter Pin 3/32" x 1"
44	041195	1	Shifter Fork - Center
45	044283	1	Shifter Fork - Front
46	041193	1	Shifter Fork Lock Bar
47	{ 033182	2	Capscrew 3/8" x 1-1/2" - Drilled Head
	{ 23633	1	Lockwire 12" Long
48	041188	1	Plunger Bracket
49	{ 13044	2	Capscrew 3/8" x 7/8" - Drilled Head
	{ 70101	1	Lockwire 8" Long
50	36425	1	Plunger
51	36422	1	Plunger Spring
52	{ 911052	1	Castle Nut 1/4" N.F.
	{ 900800	1	Cotter Pin 1/16" x 3/4"

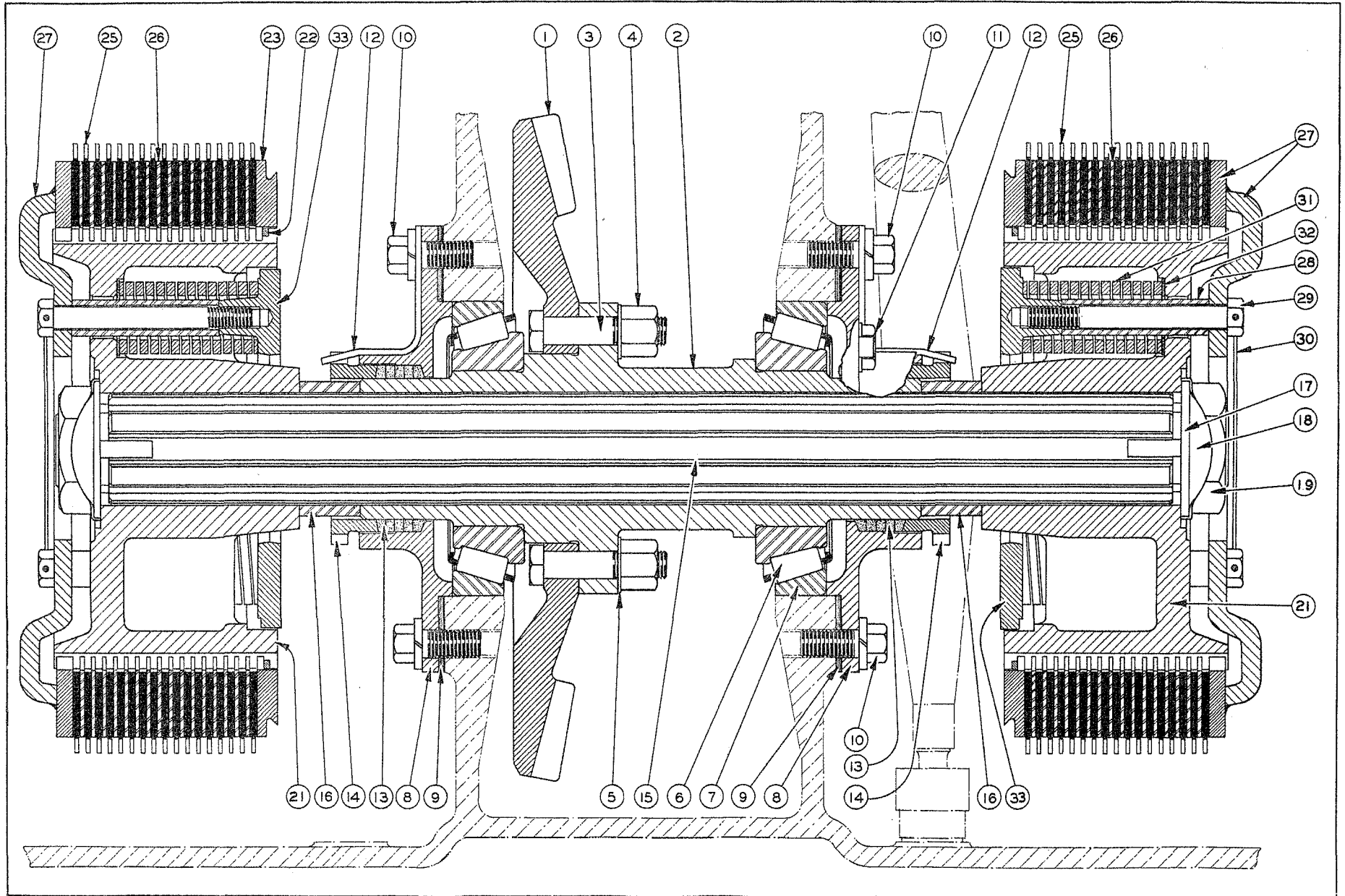


PLATE 26 - STEERING CLUTCH AND BEVEL GEAR

STEERING CLUTCH AND BEVEL GEAR  
(See Plate 26)

Item	Part Number	Qty.	Name
1	031115	1	Bevel Gear 45 T. (Recommend service with matched Pinion 041012. Order 042022
2	031114	1	Bevel Gear Hub Gear and Pinion Set)
3	36209	12	Capscrew 5/8" x 2-3/4"
4	72366	12	High Nut
5	031116	6	Nut Lock
6	042876	2	Bearing Roller Assembly
7	042375	2	Bearing Cup
8	031121	2	Retainer
9	{ 031118	10	Shim .005" Thick }
	{ 031119	20	Shim .010" Thick } Use as required
10	{ 35440	8	Capscrew 5/8" x 1-1/2"
	{ 910808	8	Lockwasher 5/8" Heavy
11	{ 032050	4	Capscrew 5/8" x 1-1/2" - Thin Head
	{ 70291	4	Screw Lock
12	70132	2	Retainer Lock
13	031122	10	Packing
14	031123	2	Gland Nut
15	031117	1	Steering Clutch Shaft
16	032852	2	Spacer
17	033620	2	Washer
18	033999	2	Lockwasher
19	35078	2	Nut
20	044832	2	Steering Clutch Assembly (Items 21 to 33 inclusive)
21	041852	2	Steering Clutch Hub
22	041858	2	Snap Ring
23	041857	2	Hub Plate
25	041806	34	Outer Disc (Bi-Metallic Type)
26	041781	32	Inner Disc (Steel)
27	041855	2	Pressure Plate
28	041810	18	Spacer
29	041862	18	Capscrew
30	70139	2	Lockwire 24" Long
31	041861	18	Steering Clutch Spring
32	041859	18	Insulating Washer
33	041856	2	Shifter Plate

FINAL DRIVE  
(See Plate 27)

1	031198	2	Brake Drum
2	35689	16	Capscrew 1/2" x 1-3/8"
3	37000	8	Lockwire 16" Long
3A	031883	2	Driven Hub
3B	032879	2	Oil Slinger
4	041743	2	Driven Hub
5	041798	2	Oil Seal
6	031467	2	Final Drive Pinion 13" Long
7	032878	2	Duprene Seal
8	032877	2	Oil Slinger
9	032876	2	Oil Shield
10	031191	2	Bearing Strap Ring
10A	031468	2	Bearing Cage (Discontinued on tractor HD10-102)
11	041851	2	Bearing Cage (Effective with tractor HD10-102)
12	{ 36707	10	Capscrew 5/8" x 1-3/4"
	{ 910808	10	Lockwasher 5/8" Heavy
13	033480	2	Final Drive Pinion 19" Long
14	031893	2	Duprene Seal
15	034631	2	Spacer
16	042951	2	Roller Bearing
17	033479	2	Bearing Spacer
18	033478	2	Bearing Cage
19	033476	2	Bearing Retainer Gasket
20	{ 35440	10	Capscrew 5/8" x 1-1/2"
	{ 910808	10	Lockwasher 5/8" Heavy
20A	033483	2	Bearing Retainer (Discontinued on tractor HD10-102)
21	041815	2	Bearing Retainer (Effective with tractor HD10-102)
22	{ 71113	10	Capscrew 5/8" x 2"
	{ 910808	10	Lockwasher 5/8" Heavy
23	031197	2	Bearing Cage Gasket
24	031202	2	Lockwasher
25	35078	2	Nut
26	042953	2	Roller Bearing
27	042952	2	Roller Bearing
28	031186	2	Bearing Cover
29	031187	2	Bearing Cover Gasket (Use as required)
30	{ 35061	8	Capscrew 1/2" x 1-1/4"
	{ 910808	8	Lockwasher 1/2" Heavy
31	031195	2	Side Plate
32	031194	2	Side Plate Gasket
33	{ 35733	10	Capscrew 1/2" x 1-3/8"
	{ 35196	10	Screw Lock
34	{ 35772	16	Capscrew 1/2" x 1-1/4" - Drilled Head
	{ 36999	2	Lockwire 36" Long
35	033255	2	Gear Case
36	031193	2	Gear Case Gasket
37	{ 35712	20	Capscrew 1/2" x 2-1/4"
	{ 910808	20	Lockwasher 1/2" Heavy

Used on 62" Tread Model only

Used on 74" Tread Model only

(Continued)

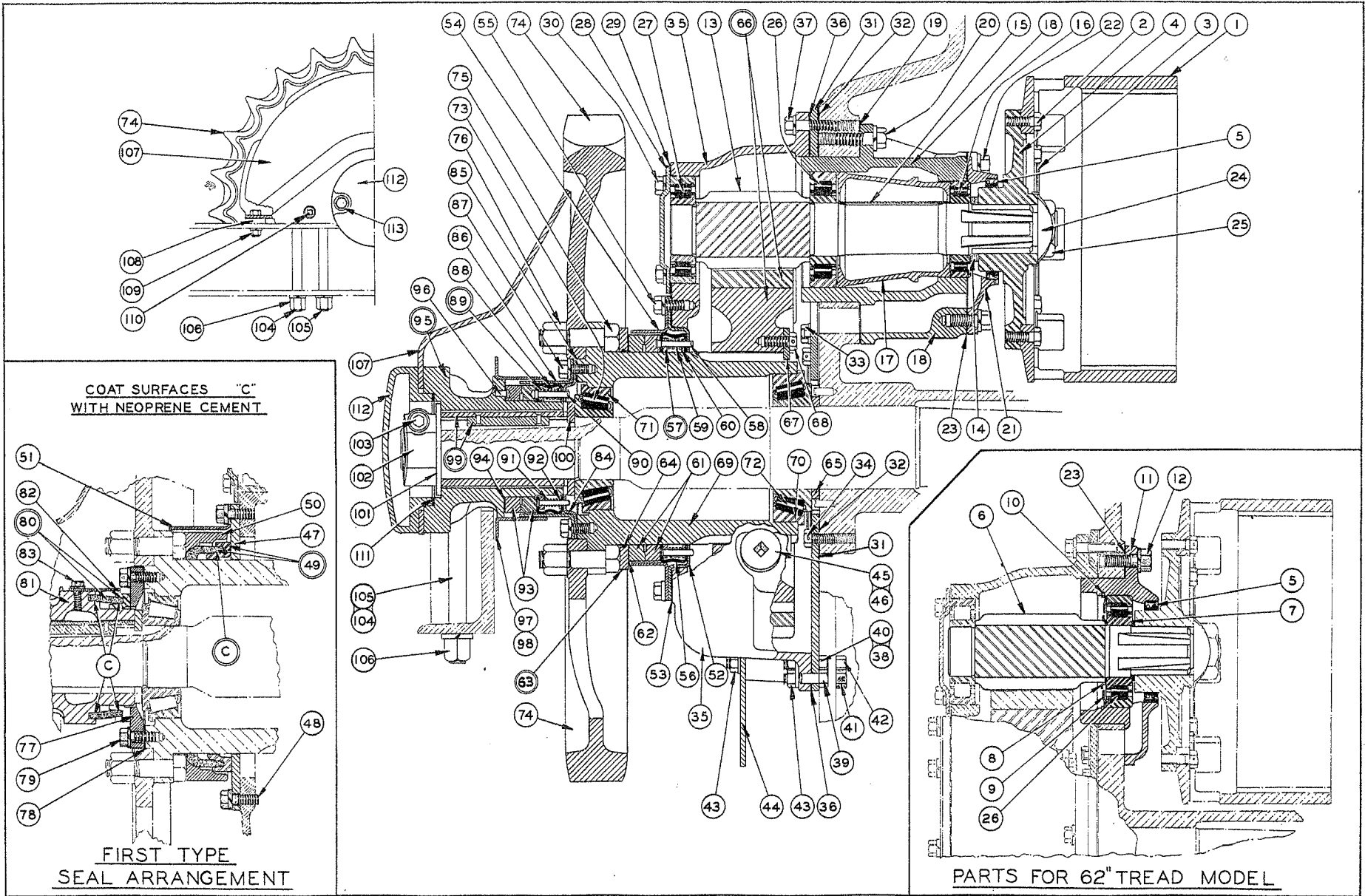


PLATE 27 - FINAL DRIVE

FINAL DRIVE (Continued)

Item	Part Number	Qty.	Name			
38	45252	2	Capscrew 1/2" x 4-1/2"			
	910806	2	Lockwasher 1/2" Heavy			
39	35073	18	Capscrew 1/2" x 1-3/4" (6 required on 62" Tread Model)			
40	031871	14	Capscrew 1/2" x 4-1/2" (10 required on 62" Tread Model)			
41	35892	2	Capscrew 1/2" x 2-1/2" } Used on 62" Tread Model only			
42	031207	4	Capscrew 1/2" x 5-1/4" }			
43	911043	22	Hex Nut 1/2" N.F.			
	910806	22	Lockwasher 1/2" Heavy			
44	031206	2	Lower Dirt Guard			
45	35250	4	Plug			
46	35249	4	Plug Gasket			
47	032124	2	Seal Bearing Plate			
	35190	20	Capscrew 1/2" x 1-1/2"	} <u>FIRST TYPE SEAL ARRANGEMENT</u>		
48	910806	20	Lockwasher 1/2" Heavy		} Discontinued on tractor HD10-702	
49	043447	2	Seal Ring and Boot Assembly (Service Package)			
50	032123	2	Retainer Ring			
51	031210	2	Gland Guard			
52	043311	2	Inner Seal Drive Plate	} <u>SECOND TYPE SEAL ARRANGEMENT</u>		
53	043290	2	Inner Seal Drive Plate Gasket		} Effective with tractor HD10-702	
54	043486	2	Inner Seal Guard			
	35220	16	Capscrew 1/2" x 1-1/8"			
	910806	16	Lockwasher 1/2" Heavy			
56	043287	2	Inner Seal Boot			
57	043288	2	Inner Seal Follower Assembly (1-Plate; 12-Pins. Separate parts not serviced)			
58	911063	6	Cotter Pin 1/16" x 7/16"			
59	042911	24	Seal Spring			
60	043289	2	Inner Seal Washer			
61	043286	4	Inner Seal Ring			
62	043285	2	Inner Seal Ring Gasket			
63	043295	2	Guide Ring Assembly (1-Ring; 2-Dowels)			
64	043294	2	Rubber Seal Ring			
65	031204	2	Spacer			
66	031872	2	Gear Assembly 72 Teeth (1-Gear; 1-Hub; 1-Key. Separate parts are not serviced)			
67	032796	10	Lock Plate			
	35772	10	Capscrew 1/2" x 1-1/4" - Drilled Head			
68	36999	2	Lockwire 36" Long			
69	031873	2	Sprocket Hub			
70	043514	2	Bearing Cup (Inner)			
71	043512	2	Bearing Cup (Outer)			
72	043515	2	Bearing Roller Assembly (Inner)			
73	042879	2	Bearing Roller Assembly (Outer)			
74	031185	2	Track Sprocket			
75	12567	16	Capscrew 7/8" x 3-1/4"			
76	70400	16	High Nut			
77	032378	2	Bearing Plate	} <u>FIRST TYPE SEAL ARRANGEMENT</u>		
78	031219	2	Bearing Plate Gasket (Order item 85)		} Discontinued on tractor HD10-702	
	35061	12	Capscrew 1/2" x 1-1/4"			
79	910806	12	Lockwasher 1/2" Heavy			
80	043448	2	Seal Ring and Boot Assembly (Service Package)			
81	040336	2	Rear Axle Bracket			
82	032380	2	Dirt Shed			
	35439	4	Capscrew 3/8" x 1"			
83	910804	4	Lockwasher 3/8" Heavy			
84	043298	2	Outer Seal Drive Plate			
85	043457	2	Seal Drive Plate Gasket			
86	043487	2	Seal Guard			
	35221	12	Capscrew 1/2" x 1"	} <u>SECOND TYPE SEAL ARRANGEMENT</u>		
87	910806	12	Lockwasher 1/2" Heavy		} Effective with tractor HD10-702	
88	043282	2	Outer Seal Boot			
89	043283	2	Outer Seal Boot Follower Assembly (1-Plate; 6-Pins. Separate parts are not serviced)			
90	911063	6	Cotter Pin 1/16" x 7/16"			
91	042911	12	Seal Spring			
92	043284	2	Outer Seal Washer			
93	043280	4	Outer Seal Ring			
94	043279	2	Outer Seal Ring Gasket			
95	043278	2	Rear Axle Bracket Assembly (Includes item 96)			
96	042930	6	Dowel (In item 95)			
97	043489	2	Outer Seal Dirt Shield			
	35244	8	Capscrew 3/8" x 3/4"			
98	910804	8	Lockwasher 3/8" Heavy			
99	032382	2	Spacer Assembly (1-Spacer; 1-Key and 2-Rivets)			
100	032383	2	Thrust Washer			
101	031182	2	Washer			
102	040333	2	Clamp Nut			
103	034277	2	Clamp Screw			
104	040265	4	Bolt 7/8" x 10-1/4"			
105	040266	4	Bolt 7/8" x 10-3/4"			
	70400	8	High Nut			
106	910810	8	Lockwasher 7/8" Heavy			
107	040337	2	Sprocket Guard			
108	031670	4	Spacer			
	35229	4	Capscrew 5/8" x 2"	} <u>FIRST TYPE SEAL ARRANGEMENT</u>		
109	911044	4	Hex Nut 5/8" N.F.		} Discontinued on tractor HD10-702	
	910808	4	Lockwasher 5/8" Heavy			
110	040181	4	Plug			
111	040334	2	Gasket			
112	040335	2	End Cover			
	13238	4	Capscrew 3/4" x 2"	} <u>SECOND TYPE SEAL ARRANGEMENT</u>		
113	910809	4	Lockwasher 3/4" Heavy		} Effective with tractor HD10-702	

STEERING CLUTCH CONTROL  
(See Plate 28)

Item	Part Number	Qty.	Name
1	040551	1	Steering Clutch Cover - Left
2	040552	1	Steering Clutch Cover - Right
3	35014	4	Capscrew 5/8" x 1-1/2"
3	910808	4	Lockwasher 5/8" Heavy
4	911160	2	Grease Fitting
5	040179	2	Ventilating Cover
6	72431	2	Ventilating Cover Gasket
7	23614	4	Capscrew 5/8" x 5-3/4"
8	35061	4	Capscrew 1/2" x 1-1/4"
9	042120	2	Tube
10	041033	1	Bracket Assembly - Left
11	041034	1	Bracket Assembly - Right
12	35285	4	Bushing 1-1/2" Long
13	71899	4	Bushing 1-7/16" Long
14	72432	2	Cup Plug
15	70590	4	Capscrew 5/8" x 1-1/8"
15	910808	4	Lockwasher 5/8" Heavy
16	70934	2	Capscrew 5/8" x 4"
16	910808	2	Lockwasher 5/8" Heavy
17	36707	2	Capscrew 5/8" x 1-3/4"
17	910808	2	Lockwasher 5/8" Heavy
18	041037	1	Steering Lever Shaft - Left
19	041038	1	Steering Lever Shaft - Right
20	034673	4	Packing
21	72601	2	Packing Retainer
22	040977	2	Steering Lever
23	033904	2	Steering Lever Grip
24	35068	2	Capscrew 1/2" x 2-1/4"
24	38234	2	High Nut
25	905128	2	Woodruff Key #15
26	041715	1	Lever Stop
27	70469	2	Capscrew 1/2" x 1-1/4"
27	911043	2	Hex Nut 1/2" N.F.
27	910806	2	Lockwasher 1/2" Heavy
28	040573	2	Lever Arm
29	35236	2	Capscrew 1/2" x 1-3/4"
29	910806	2	Lockwasher 1/2" Heavy
30	040556	2	Key
31	041030	2	Rod
33	033072	2	Yoke Pin with 1/8" x 7/8" Cotter Pin
34	040553	2	Spring
35	910244	4	Washer 1/2" Standard
36	040550	2	Rod Connector
37	911042	4	Hex Nut 7/16" N.F.
38	030182	2	Capscrew 7/16" x 3"
39	030181	2	Ball
40	72410	2	Bell Crank Assembly (Includes items 41 and 42)
41	45266	2	Hardened Bushing
42	72422	4	Bell Crank Stud
43	72426	2	Bell Crank Pivot Pin
44	042828	2	Bearing Roller Assembly
44	042829	2	Bearing Outer Race
45	72427	2	Washer
46	72425	2	Thrust Pin
47	70939	2	Thrust Pin Cover
48	70579	2	Adjusting Screw
49	031108	2	Throwout Fork Assembly (Includes item 50)
50	35878	4	Pivot Ball (In item 49)
51	70593	2	Pin
51	900802	2	Cotter Pin 3/32" x 1"
52	034257	2	Throwout Fork Spring
53	35793	2	Dowel Pin
54	35067	2	Capscrew 1/2" x 2"
54	911043	2	Hex Nut 1/2" N.F.
55	042306	4	Ball Bearing
56	034350	4	Bearing Pin
57	911045	4	Hex Nut 3/4" N.F.
57	910809	4	Lockwasher 3/4" Heavy
58	034351	4	Spacer
59	907059	4	90° Street Ell 1/8"
60	901468	2	Pipe Nipple 1/8" x 1-1/2"
61	901763	2	Pipe Coupling 1/8" Standard
62	45496	4	Grease Tube
63	911049	4	Hex Jam Nut 5/8" N.F.
64	911160	4	Grease Fitting
65	71120	2	Throwout Fork Equalizer
66	71121	2	Equalizer Spacer
67	70299	2	Capscrew 5/8" x 3-7/8"
67	911044	2	Hex Nut 5/8" N.F.
67	910808	2	Lockwasher 5/8" Heavy
68	900819	2	Wrought Washer 5/8" Standard

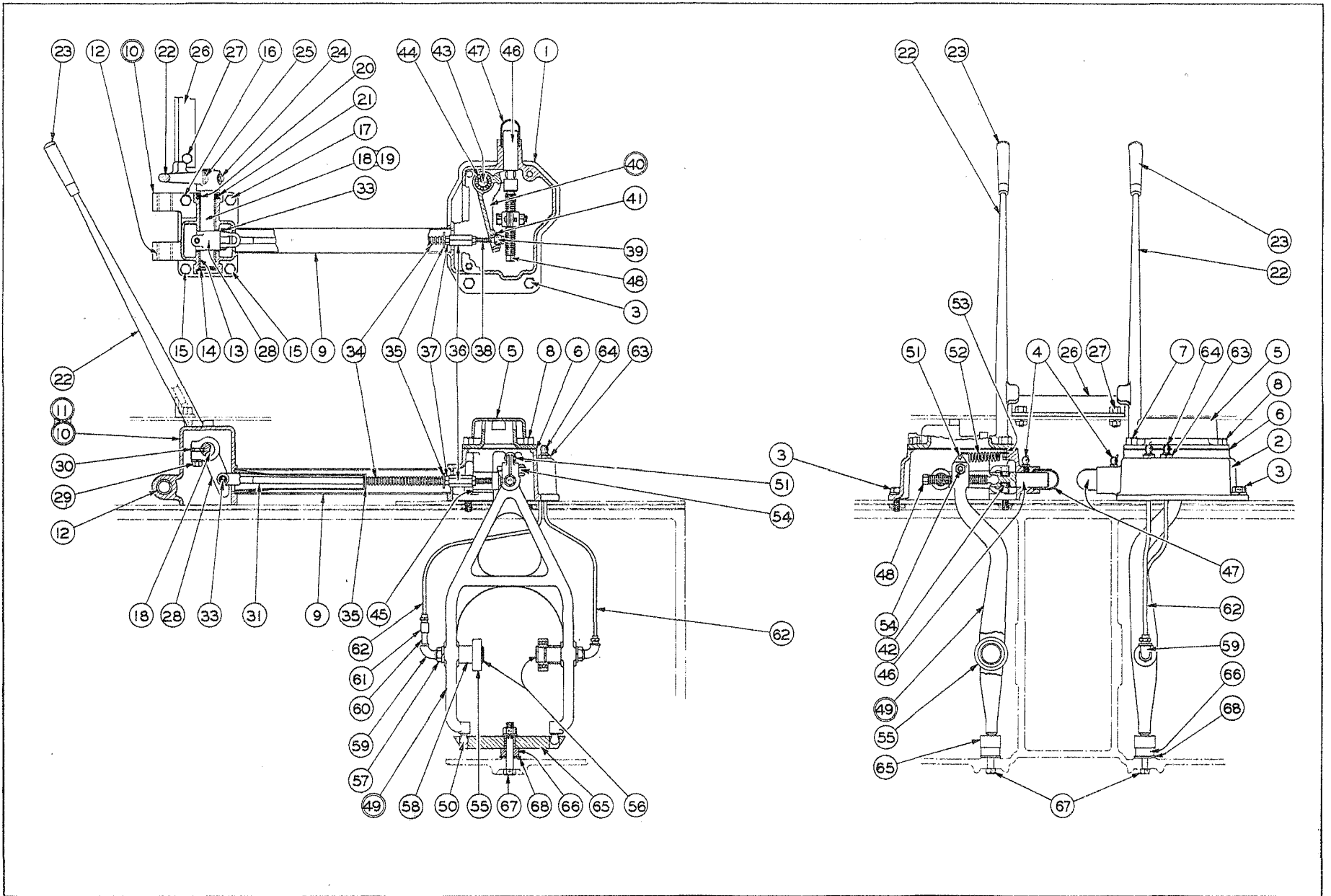


PLATE 28 - STEERING CLUTCH CONTROL



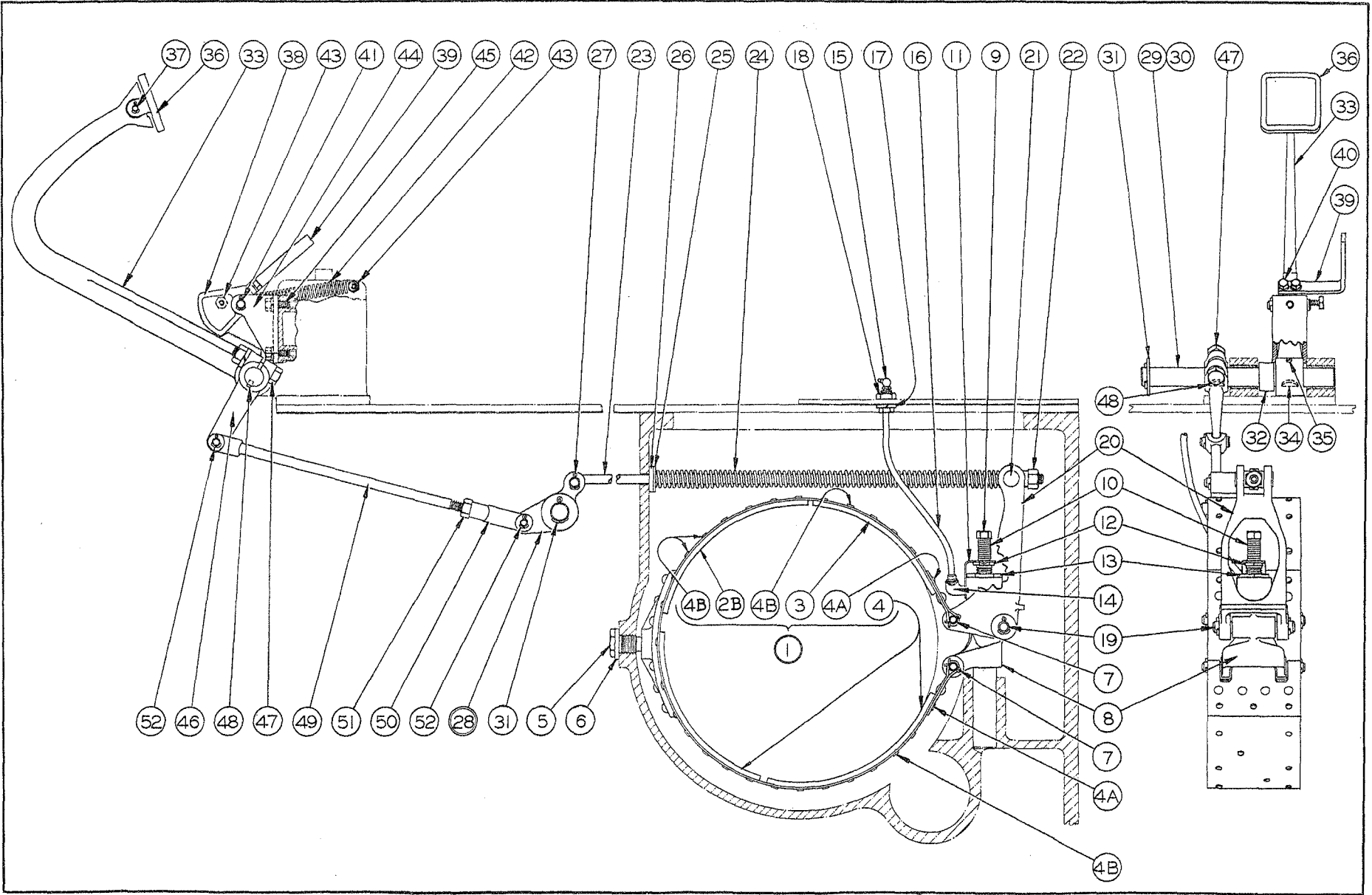


PLATE 29 - BRAKE

BRAKE  
(See Plate 29)

Item	Part Number	Qty.	Name	
1	044396	2	Brake Band Assembly (Includes items 2B to 4B inclusive)	
2	042013	8	Brake Band Lining 2-1/2" Long (Bi-Metallic)	} Discontinued HD10-785. } Order item 2B
2A	042496	40	Steel Rivet 3/16" x 7/16" (For item 2)	
2B	044395	2	Brake Band Lining 10-3/4" Long (Molded. Effective with HD10-785)	} In item 1
3	042014	2	Brake Band Lining 8-3/8" Long (Woven)	
4	034352	4	Brake Band Lining 10-3/8" Long (Woven)	
4A	911131	12	Brass Rivet 3/16" x 7/16"	
4B	911005	96	Brass Rivet 3/16" x 5/16"	} For items 2B, 3 and 4
5	030170	2	Anchor Screw	
6	031095	2	Screw Lock	
7	031612	4	Band Pin	
	900806	8	Cotter Pin 1/8" x 1"	
8	031819	2	Fulcrum Sleeve	
9	031671	2	Capscrew 1/2" x 4-1/2"	
10	35337	2	Spring	
11	032869	2	Adjusting Screw Lock	
12	032717	2	Adjusting Screw	
13	032716	2	Fulcrum Sleeve Plug	
14	907059	2	90° Street Ell 1/8"	
15	911160	2	Grease Fitting	
16	45507	2	Grease Tube	
17	910808	2	Lockwasher 5/8" Heavy	
18	911049	2	Hex Jam Nut 5/8" N.F.	
19	031813	2	Fulcrum Pin	
	900806	4	Cotter Pin 1/8" x 1"	
20	031818	2	Bell Crank	
21	35335	2	Swivel Pin	
22	35334	2	Adjusting Nut	
23	031810	2	Brake Rod	
24	031814	2	Brake Rod Spring	
25	900818	2	Wrought Washer 1/2" Standard	
26	031098	2	Felt Washer	
27	031809	2	Brake Rod Pin	
	900806	2	Cotter Pin 1/8" x 1"	
28	031807	1	Bell Crank Assembly - Left	} Include item 28A
	031808	1	Bell Crank Assembly - Right	
28A	35953	2	Bushing (In item 28)	
29	041243	1	Pedal Lever Shaft - Left	
30	041244	1	Pedal Lever Shaft - Right	
31	911159	3	Plain Washer 1" S.A.E.	
	910259	3	Cotter Pin 5/32" x 1-3/4"	
32	041241	2	Spacer	
33	041015	2	Pedal Lever	
34	36997	2	Woodruff Key #13 - Hardened	
35	903093	2	Headless Cup Point Set Screw 3/8" N.C. x 5/8"	
36	35938	2	Pedal Pad	
37	35934	2	Pedal Pad Pin	
	900942	2	Cotter Pin 3/32" x 5/8"	
38	041018	2	Pedal Lever Lock	
39	041239	2	Pedal Lock Lever	
40	45312	4	Capscrew 5/16" x 3/4"	
	910803	4	Lockwasher 5/16" Heavy	
41	041319	2	Yoke Pin with 1/8" x 7/8" Cotter Pin	
42	72438	2	Spring	
43	46321	4	Capscrew 5/16" x 1-1/2"	
	911025	4	Hex Nut 5/16" N.C.	
44	041019	2	Lock Bracket	
45	35439	4	Capscrew 3/8" x 1"	
	910804	4	Lockwasher 3/8" Heavy	
46	70312	2	Lever	
47	35068	2	Capscrew 1/2" x 2-1/4"	
	911043	2	Hex Nut 1/2" N.F.	
	910806	2	Lockwasher 1/2" Heavy	
48	36997	2	Woodruff Key #13 - Hardened	
49	041240	2	Brake Rod	
50	033058	2	Adjustable Yoke End	
51	911043	2	Hex Nut 1/2" N.F.	
52	033072	4	Yoke Pin with 1/8" x 7/8" Cotter Pin	

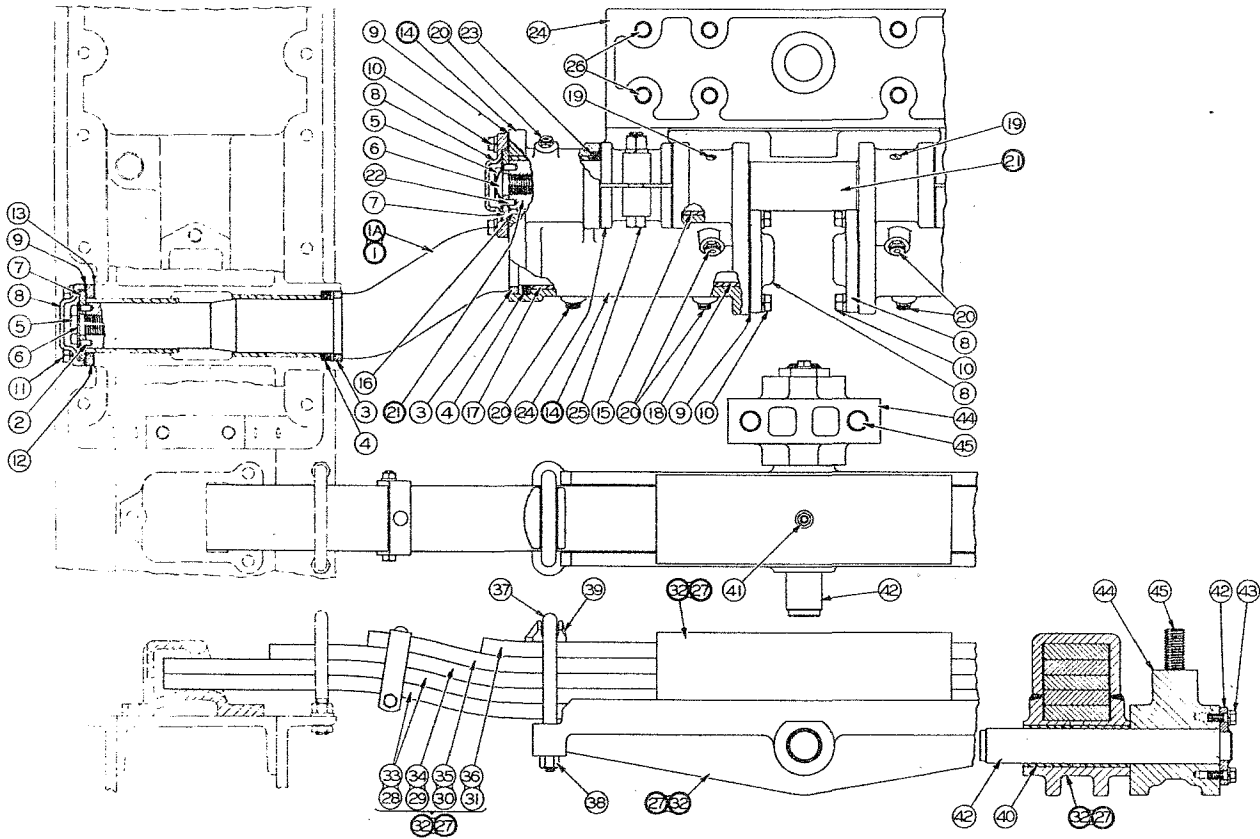


PLATE 30 - STABILIZER CRANK AND SPRING

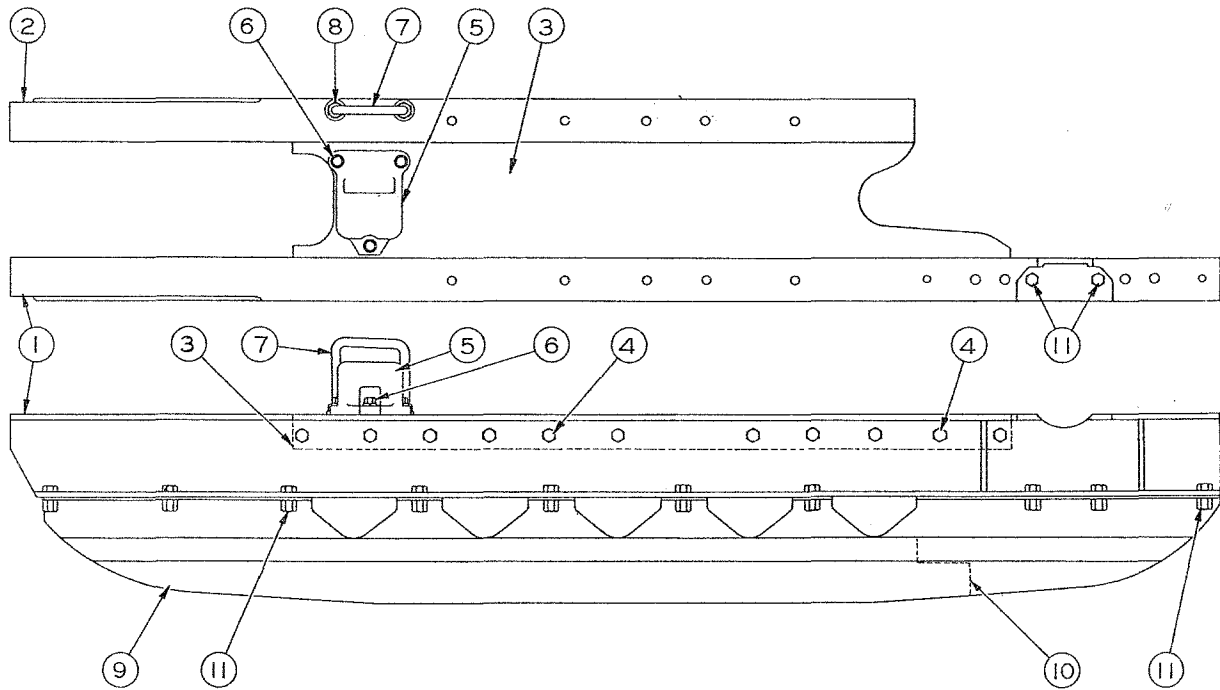


PLATE 31 - TRUCK FRAME

STABILIZER CRANK AND SPRING  
(See Plate 30)

Item	Part Number	Qty.	Name	
1	031451	2	Stabilizer Crank Assembly for 62" Tread Model	} Include items 2 and 3
1A	031159	2	Stabilizer Crank Assembly for 74" Tread Model	
2	71086	8	Dowel Pin	} In items 1 and 1A
3	031161	4	Crank Collar	
4	031163	4	Oil Retainer	
5	71085	6	Bolt	
6	71093	6	Lockwasher	
7	71083	6	Thrust Washer	
8	71087	6	Stabilizer Crank Cap	
9	71084	6	Cap Gasket	
10	21797	16	Capscrew 5/8" x 1-3/4"	
	910808	16	Lockwasher 5/8" Heavy	
11	23755	8	Capscrew 5/8" x 2-1/4"	
	910808	8	Lockwasher 5/8" Heavy	
12	041087	2	Thrust Washer (Outer)	
13	041088	2	Gasket	
14	032632	2	Stabilizer Link Assembly (Includes items 15 to 19 inclusive)	
15	032638	2	Bushing 3-7/16" Long (Inner)	} In item 14
16	032639	2	Bushing 4-15/16" Long (Outer)	
17	030876	2	Bushing 5-1/4" Long (Outer)	
18	030877	2	Bushing 5-1/8" Long (Inner)	
19	911081	2	Slotted Pipe Plug 1/4" Standard	
20	36045	8	Grease Fitting	
21	031166	1	Stabilizer Link Shaft Assembly (Includes item 22)	
22	71086	4	Dowel (In item 21)	
23	031164	6	Oil Retainer	
24	031168	1	Stabilizer Bracket	
25	031165	2	Clamp Screw 7/8" x 5"	
	70400	2	High Nut	
26	37694	8	Capscrew 1" x 3"	
	910811	8	Lockwasher 1" Heavy	
27	041273	1	Stabilizer Spring Assembly 66" Long (Includes items 28 to 31, and items 40 and 41)	} For 62" Tread Model only
28	041277	2	Main Spring Leaf 66" Long	
29	041276	1	Third Spring Leaf 50" Long	
30	041275	1	Second Spring Leaf 38" Long	} In item 27
31	041274	1	Top Spring Leaf 26" Long	
32	041280	1	Stabilizer Spring Assembly 78" Long (Includes items 33 to 36, and items 40 and 41)	} For 74" Tread Model only
33	041284	2	Main Spring Leaf 78" Long	
34	041283	1	Third Spring Leaf 63-3/4" Long	
35	041282	1	Second Spring Leaf 53-1/2" Long	
36	041281	1	Top Spring Leaf 43-1/4" Long	} In item 32
37	032425	2	Spring U-Bolt	
38	70400	2	High Nut	
39	032424	2	U-Bolt Saddle	
40	031135	2	Stabilizer Spring Bushing	} In items 27 and 32
41	033389	1	Stabilizer Spring Center Bolt	
42	041270	1	Stabilizer Spring Pivot Shaft	
43	35733	2	Capscrew 1/2" x 1-3/8"	
	910806	2	Lockwasher 1/2" Heavy	
44	041271	1	Pivot Shaft Bracket	
45	031145	2	Capscrew 1-1/4" x 6-1/2"	
	910813	2	Lockwasher 1-1/4" Heavy	

TRUCK FRAME  
(See Plate 31)

1	041143	1	Outer Channel - Left
	041144	1	Outer Channel - Right
2	041139	1	Inner Channel - Left
	041140	1	Inner Channel - Right
3	041141	1	Top Channel - Left
	041142	1	Top Channel - Right
4	12453	40	Capscrew 3/4" x 2"
	911045	40	Hex Nut 3/4" N.F.
	910809	40	Lockwasher 3/4" Heavy
5	041147	2	Spring Seat
	23465	6	Capscrew 5/8" x 1-5/8"
6	910808	6	Lockwasher 5/8" Heavy
	030917	2	"U" Bolt
8	911045	8	Hex Nut 3/4" N.F.
	910809	4	Lockwasher 3/4" Heavy
9	030911	1	Outer Guard - Left
	030912	1	Outer Guard - Right
10	030909	1	Inner Guard - Left
	030910	1	Inner Guard - Right
11	72595	34	Capscrew 3/4" x 1-3/4"
	12767	34	High Nut

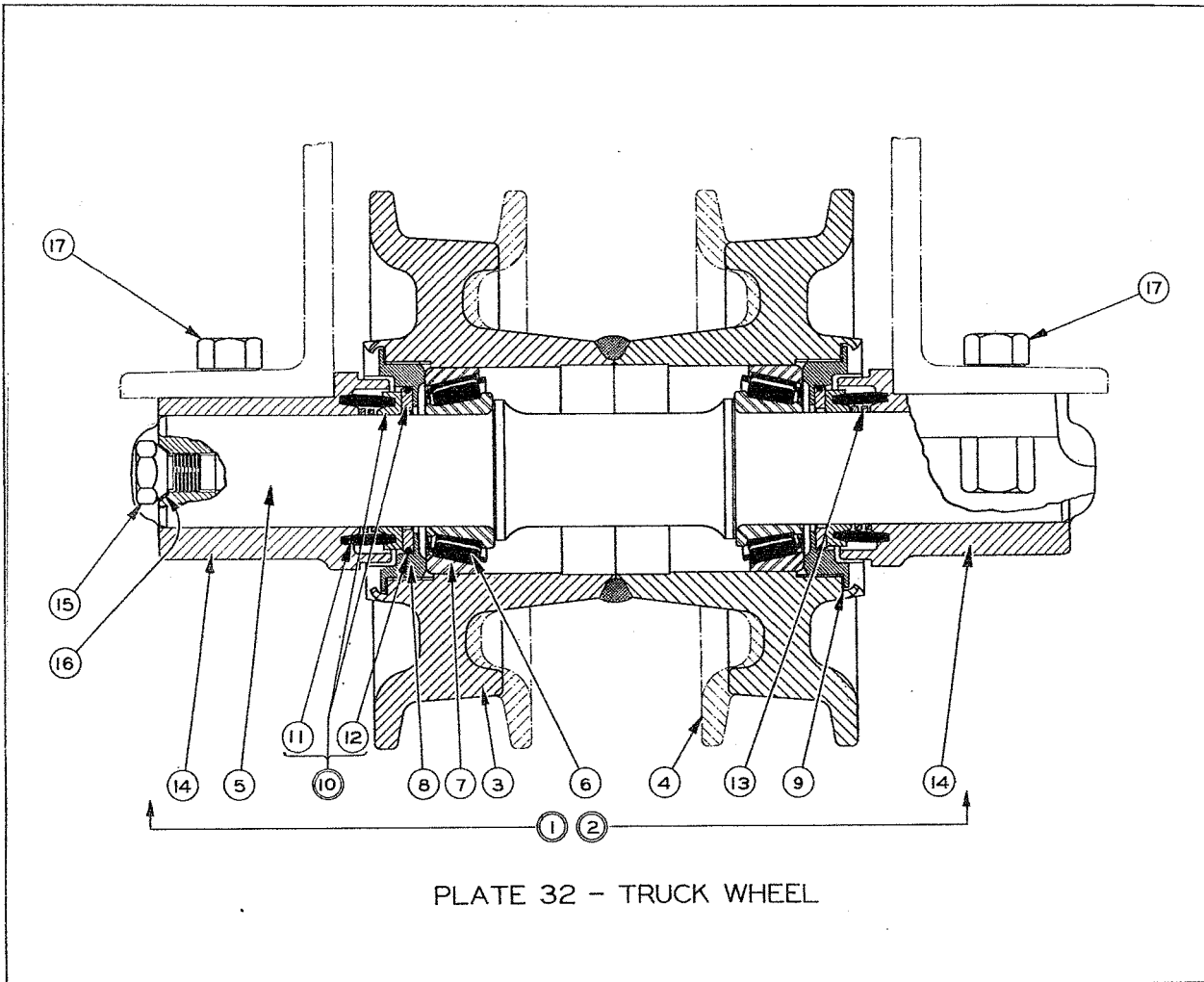


PLATE 32 - TRUCK WHEEL

TRUCK WHEEL  
(See Plate 32)

Item	Part Number	Qty.	Name
1	034019	6	Truck Wheel Assembly - Single Flange (Complete)
2	034020	4	Truck Wheel Assembly - Double Flange (Complete)
15	034042	10	Shaft Plug. } In items 1 and 2
16	034043	10	Plug Gasket }
-----			
17	12742	40	Capscrew 3/4" x 2-1/4"
	12767	40	High Nut

NOTE: Due to the precision assembly of these Truck Wheel Assemblies, replacement of parts in the field is deemed impractical. Accordingly, none of the component parts, except those indicated above, are available for field service.

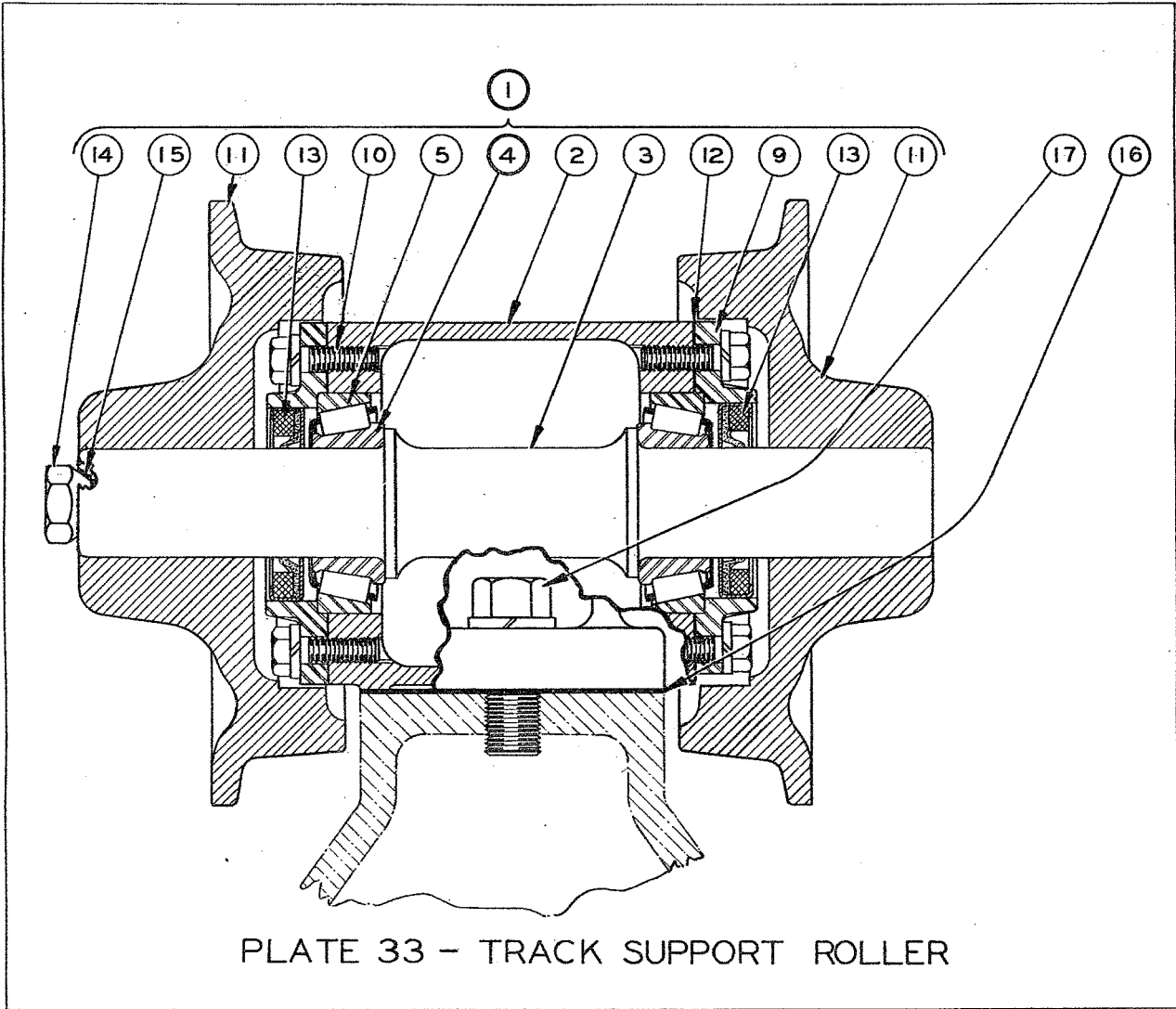


PLATE 33 - TRACK SUPPORT ROLLER

TRACK SUPPORT ROLLER  
(See Plate 33)

Item	Part Number	Qty.	Name	
1	043472	2	Support Roller Assembly (Includes items 2 to 15 inclusive)	
2	040983	2	Support Roller Bracket	
3	040984	2	Support Roller Shaft	
4	042888	4	Bearing Roller Assembly	
5	042887	4	Bearing Cup	
6	040208	4	Bearing Retainer	} Discontinued on HD10- . Item 6 is not serviced. Order items 9, 10 and 11
7	70192	24	Flat Head Capscrew 3/8" x 1-1/8"	
8	040204	4	Track Support Roller	} Effective with tractor HD10-
9	043465	4	Bearing Retainer	
10	{ 13058	24	Capscrew 3/8" x 1-1/4"	} Use as required
	{ 910804	24	Lockwasher 3/8" Heavy	
11	043461	4	Track Support Roller	
12	{ 040207	12	Shim .007" Thick	} Use as required
	{ 040206	12	Shim .010" Thick	
13	043570	4	Oil Seal (Was 040211)	
14	034042	2	Shaft Plug	
15	034043	2	Plug Gasket	
16	040985	2	Gasket	
17	{ 13238	4	Capscrew 3/4" x 2"	
	{ 910809	4	Lockwasher 3/4" Heavy	

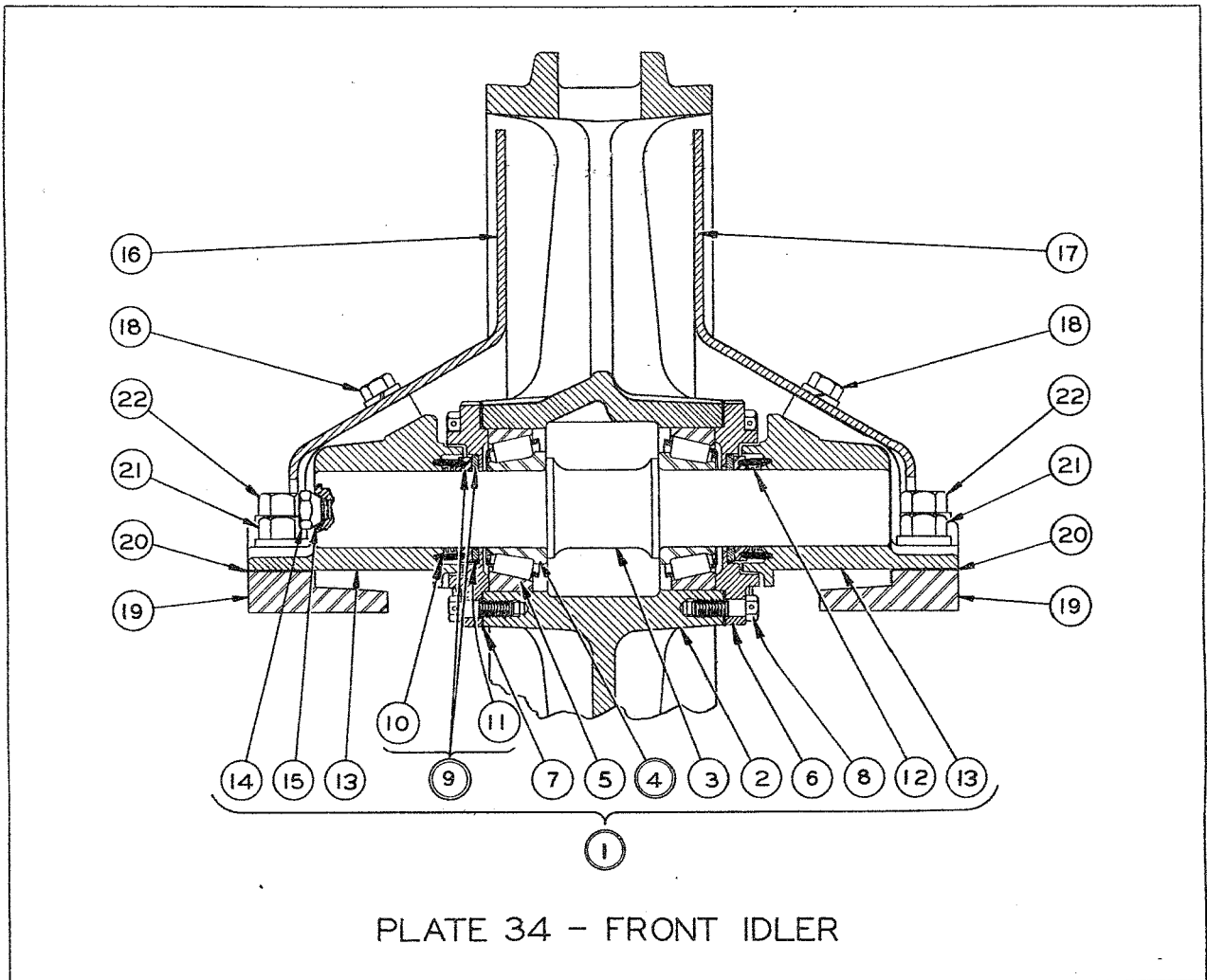


PLATE 34 - FRONT IDLER

FRONT TRACK IDLER  
(See Plate 34)

<u>Item</u>	<u>Part Number</u>	<u>Qty.</u>	<u>Name</u>
1	042195	2	Front Track Idler Assembly (Includes items 14 and 15)
14	034042	2	Shaft Plug } In item 1
15	034043	2	Plug Gasket }
-----			
16	041223	2	Front Idler Guard - Left
17	041224	2	Front Idler Guard - Right
18	{ 35392	8	Capscrew 5/8" x 1-1/4"
	{ 910808	8	Lockwasher 5/8" Heavy
19	040002	4	Idler Bracket Guide
20	70512	4	Idler Bracket Shim (Use as required)
21	{ 70103	8	Capscrew 7/8" x 2"
	{ 910810	8	Lockwasher 7/8" Heavy
22	{ 70865	8	Capscrew 7/8" x 2-1/2"
	{ 910810	8	Lockwasher 7/8" Heavy

NOTE: Due to the precision assembly of these Front Idler Assemblies, replacement of parts in the field is deemed impractical. Accordingly, none of the component parts, except those indicated above, are available for field service.

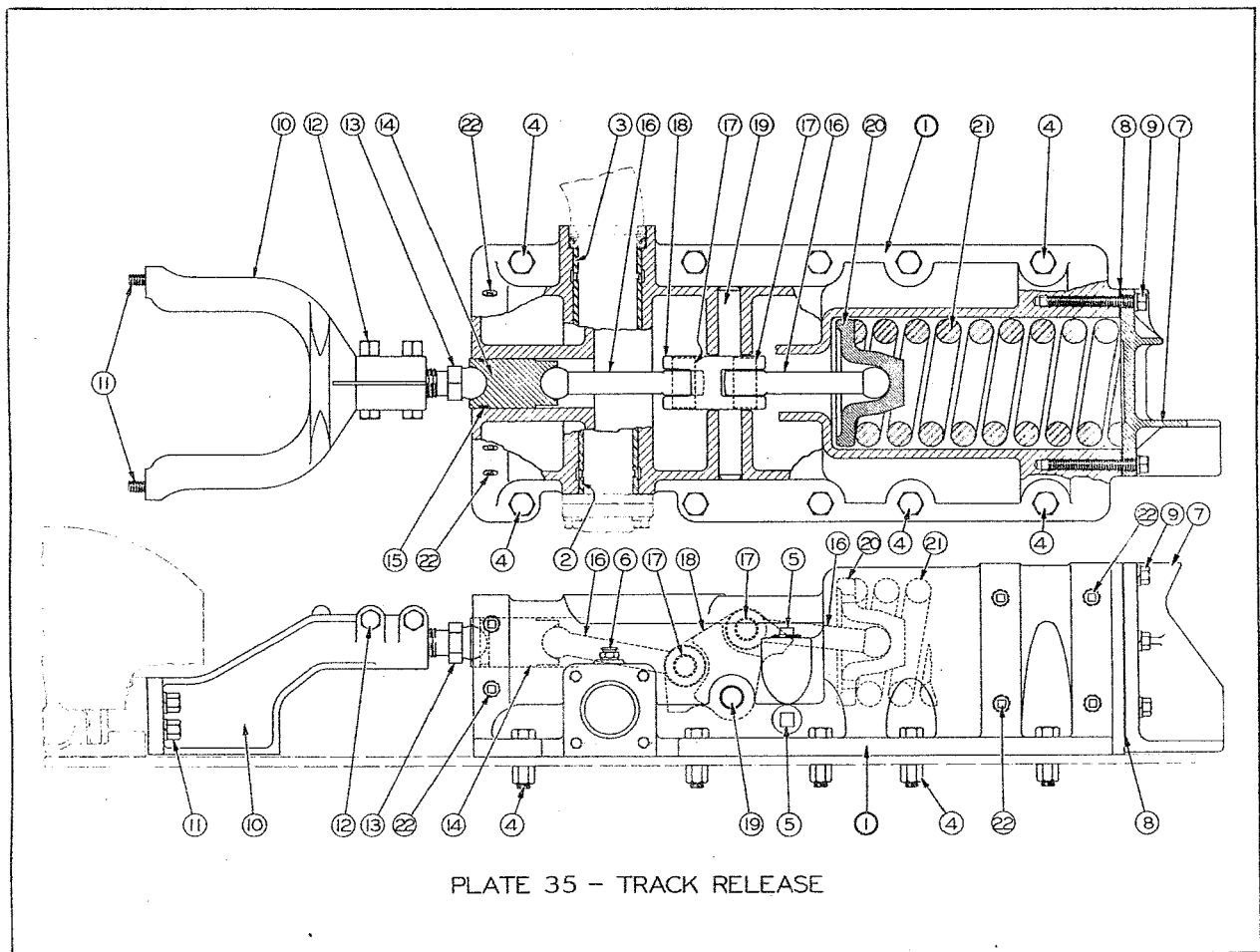


PLATE 35 - TRACK RELEASE

TRACK RELEASE  
(See Plate 35)

Item	Part Number	Qty.	Name
1	{ 041081	1	Track Release Housing Assembly - Left
	{ 041082	1	Track Release Housing Assembly - Right
2	030877	2	Stabilizer Crank Bushing - Outer
3	030876	2	Stabilizer Crank Bushing - Inner
			} In item 1
4	{ 12984	20	Capscrew 3/4" x 2-3/4"
	{ 12767	20	High Nut
5	912769	4	Pipe Plug 1-1/4" Standard
6	36045	4	Grease Fitting
7	{ 042257	1	Rear Cover - Left
	{ 042258	1	Rear Cover - Right
8	041080	2	Rear Cover Gasket
9	{ 37576	12	Capscrew 5/8" x 5"
	{ 910808	12	Lockwasher 5/8" Heavy
10	041073	2	Track Release Yoke
11	{ 71113	8	Capscrew 5/8" x 2"
	{ 910808	8	Lockwasher 5/8" Heavy
12	{ 70299	4	Capscrew 5/8" x 4"
	{ 72366	4	High Nut
			} For Clamping Yoke
13	041074	2	Adjusting Screw 1-5/8" N.C.
14	041075	2	Cross Head
15	041076	2	Cross Head Seal
16	034974	4	Push Rod
17	034921	4	Push Rod Pin
18	041077	2	Bell Crank
19	041086	2	Bell Crank Shaft
20	041078	2	Spring Plunger
21	041079	2	Track Release Spring
22	040181	36	Threaded Plug
23	{ 042427	8	Shim 1/32" Thick
	{ 042428	8	Shim 1/16" Thick
			} For Track Release Yoke
			} Use as required.



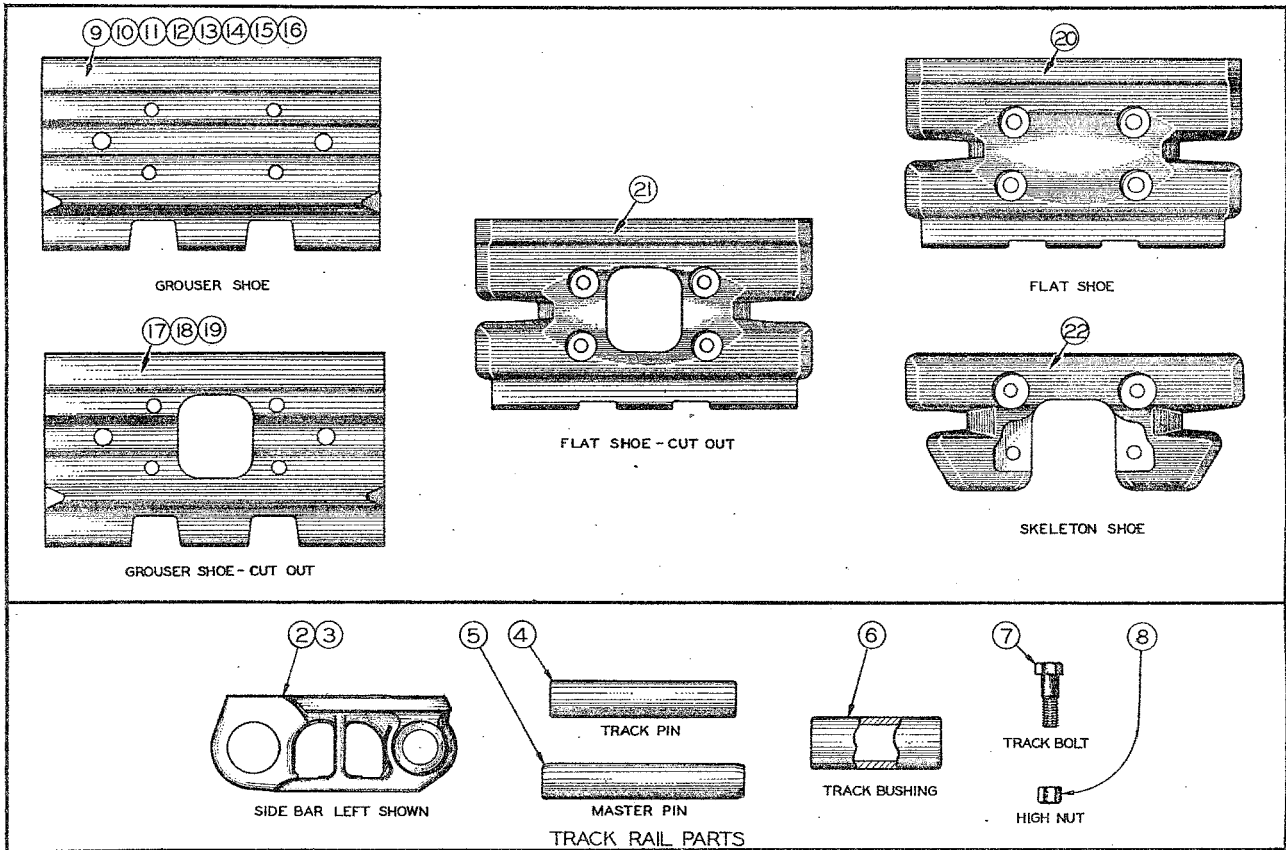


PLATE 36 - TRACK

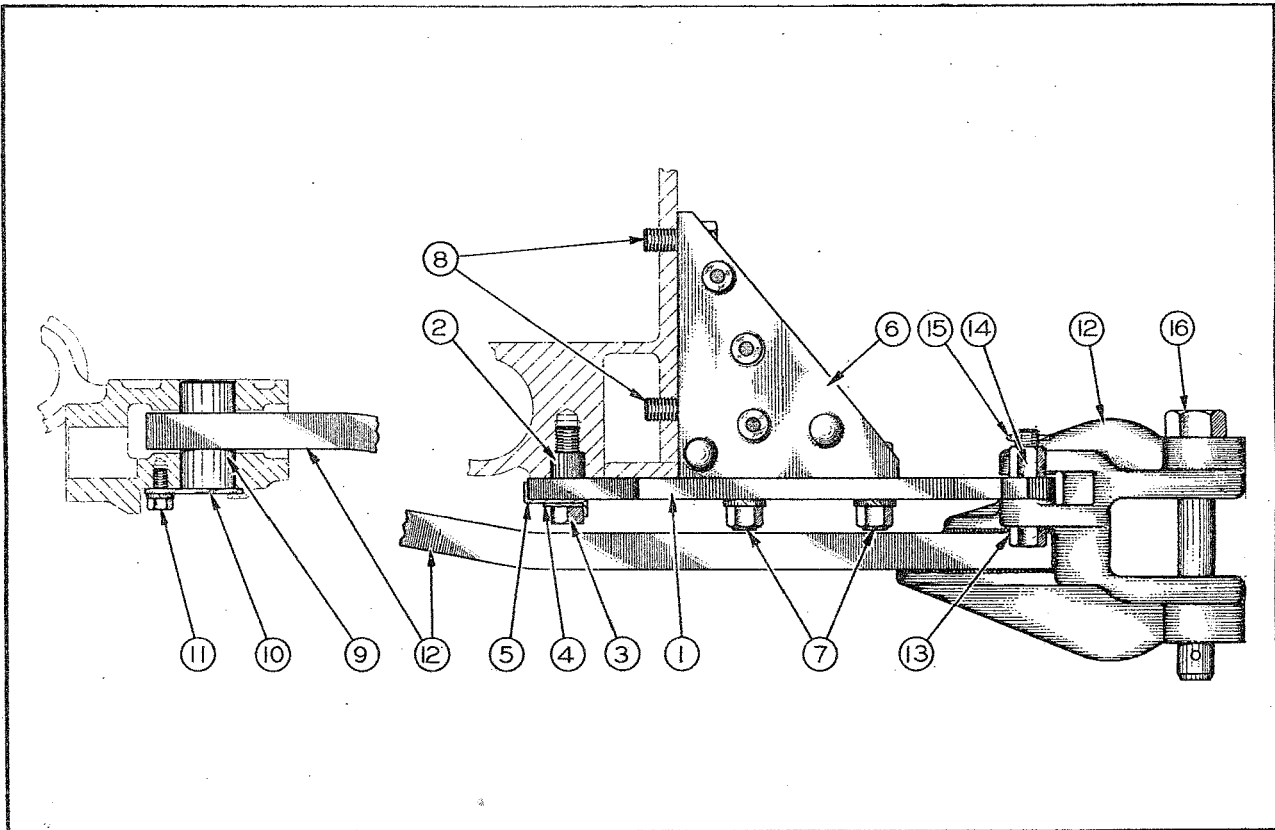


PLATE 37 - DRAWBAR

TRACK  
(See Plate 36)

<u>Item</u>	<u>Part Number</u>	<u>Qty.</u>	<u>Name</u>
1	060212	2	Track Rail Assembly - 32 Links (Items 2 to 6 inclusive)
2	060213	64	Side Bar - Left
3	060214	64	Side Bar - Right
4	060215	62	Track Pin 8-3/8" Long
5	060216	2	Master Pin 9-1/8" Long
6	030679	64	Track Bushing
7	23776	256	Track Shoe Bolt
8	72366	256	High Nut
9	71439	64	Grouser Shoe 18" (Standard)
10	70516	64	Grouser Shoe 20"
11	72598	64	Grouser Shoe 22"
12	71060	64	Grouser Shoe 24"
13	71579	64	Grouser Shoe 18" - Heat Treated
14	71726	64	Grouser Shoe 20" - Heat Treated
15	042454	64	Grouser Shoe 22" - Heat Treated
16	71927	64	Grouser Shoe 24" - Heat Treated
17	72363	64	Grouser Shoe 18" - Cut Out
18	71329	64	Grouser Shoe 20" - Cut Out
19	042188	64	Grouser Shoe 24" - Cut Out
20	71256	64	Flat Shoe 16"
21	72528	64	Flat Shoe 16" - Cut Out
22	71203	64	Skeleton Flat Shoe 16"

Special Equipment. Shoes over 18" wide cannot be installed on 62" Tread Model

COMPLETE TRACK ASSEMBLIES WITH SHOES - 32 LINKS EACH

23	060211	2	Track Assembly (Includes item 9)
24	031922	2	Track Assembly (Includes item 13)
25	031923	2	Track Assembly (Includes item 17)
26	031924	2	Track Assembly (Includes item 10)
27	031925	2	Track Assembly (Includes item 14)
28	031926	2	Track Assembly (Includes item 18)
29	031927	2	Track Assembly (Includes item 12)
30	031928	2	Track Assembly (Includes item 16)
31	031929	2	Track Assembly (Includes item 20)
32	031930	2	Track Assembly (Includes item 21)
33	031931	2	Track Assembly (Includes item 22)
34	042452	2	Track Assembly (Includes item 11)
35	042455	2	Track Assembly (Includes item 15)
36	042189	2	Track Assembly (Includes item 19)

DRAWBAR  
(See Plate 37)

1	030923	1	Drawbar Plate
2	70561	4	Drawbar Plate Bushing
3	70273	4	Capscrew 1" x 3-1/4"
4	35467	4	Washer
5	71375	4	Screw Lock
6	{ 030925	1	Drawbar Plate Bracket - Left
	{ 030926	1	Drawbar Plate Bracket - Right
	{ 70272	4	Capscrew 1" x 3"
7	{ 911047	4	Hex Nut 1" N.F.
	{ 910811	4	Lockwasher 1" Heavy
8	{ 35424	4	Capscrew 1" x 2-1/4"
	{ 910811	4	Lockwasher 1" Heavy
9	030918	1	Drawbar Pivot Pin (Front)
10	030919	1	Pivot Pin Retainer
11	{ 35392	1	Capscrew 5/8" x 1-1/4"
	{ 910808	1	Lockwasher 5/8" Heavy
12	030922	1	Drawbar
13	034314	2	Capscrew 1" x 4" - Drilled End
14	031056	2	High Nut
15	900814	2	Cotter Pin 1/4" x 1-1/2"
16	70271	1	Drawbar Coupling Pin

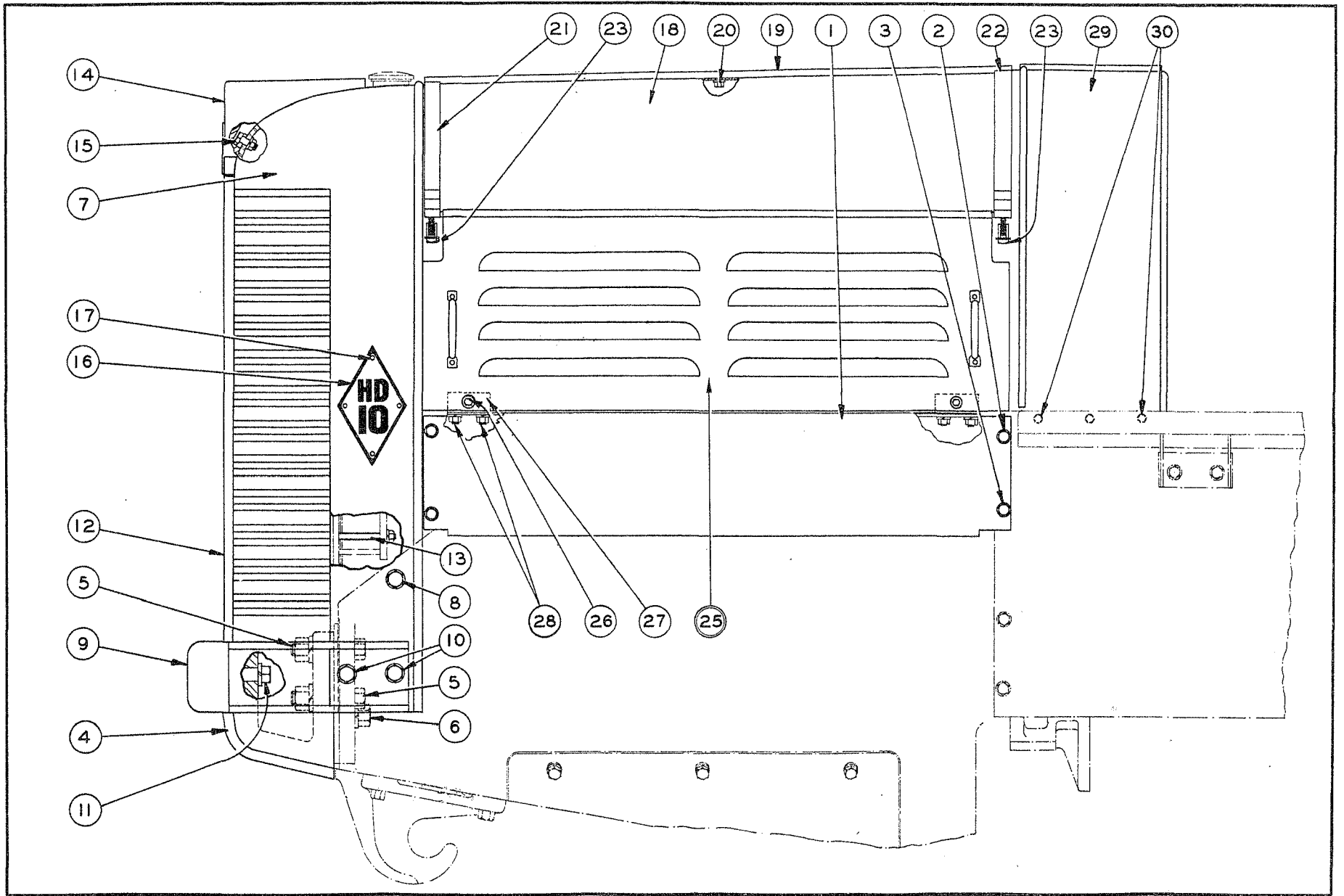


PLATE 38 - FRONT FENDERS, RADIATOR SHELL, BUMPER AND HOOD

FRONT FENDERS  
(See Plate 38)

Item	Part Number	Qty.	Name
1	041013	2	Front Fender
2	70469	6	Capscrew 1/2" x 1-1/4"
	911043	6	Hex Nut 1/2" N.F.
	910806	6	Lockwasher 1/2" Heavy
3	70469	2	Capscrew 1/2" x 1-1/4"
	910808	2	Lockwasher 1/2" Heavy

RADIATOR SHELL AND BUMPER  
(See Plate 38)

4	041067	1	Radiator Shell Base
5	38203	4	Capscrew 1" x 4-1/2"
	911047	4	Hex Nut 1" N.F.
	910811	4	Lockwasher 1" Heavy
6	70273	2	Capscrew 1" x 3-1/4"
	910811	2	Lockwasher 1" Heavy
7	041295	1	Radiator Shell
8	72595	2	Capscrew 3/4" x 1-3/4"
	910809	2	Lockwasher 3/4" Heavy
9	041285	1	Bumper
10	12453	4	Capscrew 3/4" x 2"
	910809	4	Lockwasher 3/4" Heavy
11	12585	2	Capscrew 1" x 4"
	910811	2	Lockwasher 1" Heavy
12	041298	1	Radiator Grill
13	040921	8	T-Bolt 7/16" x 5"
	911042	8	Hex Nut 7/16" N.F.
	910805	8	Lockwasher 7/16" Heavy
14	040576	1	Radiator Monogram (Top)
15	912112	2	Sq. Hd. Machine Bolt 1/2" x 1-1/2"
	911028	2	Hex Nut 1/2" N.C.
16	910806	2	Lockwasher 1/2" Heavy
	041329	2	Radiator Monogram (Sides)
17	033073	8	Tapping Screw
	910164	8	Lockwasher #10

HOOD  
(See Plate 38)

18	041014	1	Hood Top Plate
19	041049	1	Center Bar
20	903627	3	Hex Capscrew 3/8" N.C. x 1/2"
	910804	3	Lockwasher 3/8" Heavy
21	040585	1	Front Hood Strap
22	040999	1	Rear Hood Strap
23	030809	4	Machine Bolt 3/8" x 2-1/2"
	900405	4	Square Nut 3/8" N.C.
	911115	4	Plain Washer 3/8" Std.
24	040848	2	"ALLIS-CHALMERS" Transfer
25	042058	2	Hood Door
26	35439	4	Capscrew 3/8" x 1"
	910804	4	Lockwasher 3/8" Heavy
	911115	4	Plain Washer 3/8"
27	042060	4	Hood Door Support
28	70467	8	Capscrew 1/2" x 1"
	911043	8	Hex Nut 1/2" N.F.
	910806	8	Lockwasher 1/2"

} Special Equipment

COWL  
(See Plate 38)

29	041211	1	Cowl
30	36034	6	Capscrew 3/8" x 1"
	911041	6	Hex Nut 3/8" N.F.
	910804	6	Lockwasher 3/8" Heavy
31	041328	1	Shifter Instruction Plate
32	041333	1	General Instruction Plate
33	034076	8	Tapping Screw

} Attached to Dash

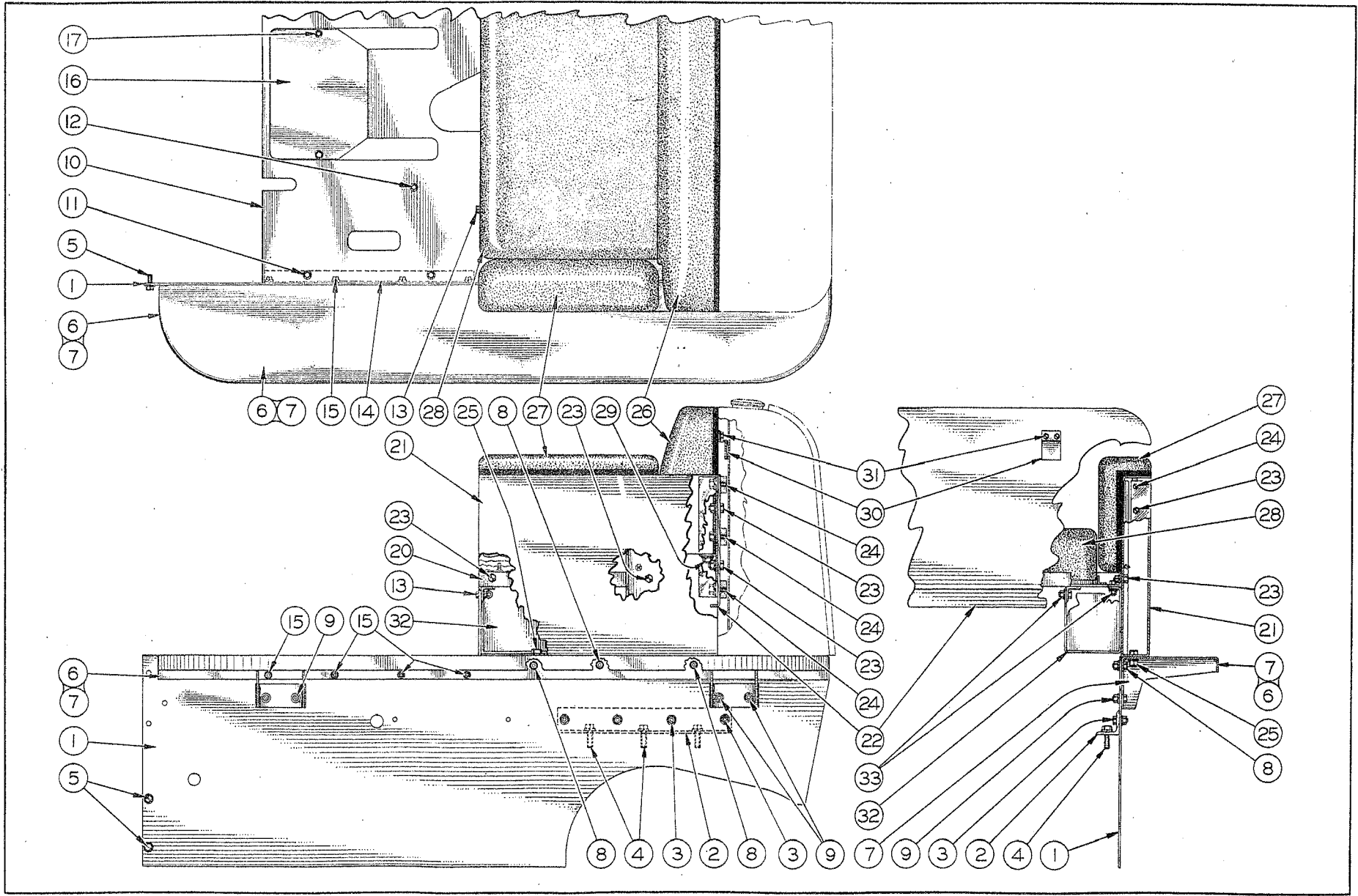


PLATE 39 - REAR FENDERS AND SEAT

REAR FENDERS  
(See Plate 39)

<u>Item</u>	<u>Part Number</u>	<u>Qty.</u>	<u>Name</u>
1	041125	2	Rear Fender
2	040719	2	Fender Support Angle
3	70469	8	Capscrew 1/2" x 1-1/4"
	911043	8	Hex Nut 1/2" N.F.
	910806	8	Lockwasher 1/2" Heavy
4	37060	6	Capscrew 5/8" x 2"
	910808	6	Lockwasher 5/8" Heavy
5	70469	4	Capscrew 1/2" x 1-1/4"
	910806	4	Lockwasher 1/2" Heavy
6	041091	1	Top Fender - Left
7	041092	1	Top Fender - Right
8	36032	6	Capscrew 3/8" x 3/4"
	911041	6	Hex Nut 3/8" N.F.
	910804	6	Lockwasher 3/8" Heavy
9	70467	8	Capscrew 1/2" x 1"
	911043	8	Hex Nut 1/2" N.F.
	910806	8	Lockwasher 1/2" Heavy
10	041119	1	Floor Plate
11	35439	4	Capscrew 3/8" x 1"
	910804	4	Lockwasher 3/8" Heavy
12	35244	2	Capscrew 3/8" x 3/4"
	910804	2	Lockwasher 3/8" Heavy
	36034	2	Capscrew 3/8" x 1"
13	911041	2	Hex Nut 3/8" N.F.
	910804	2	Lockwasher 3/8" Heavy
14	041123	2	Floor Support Angle
15	36034	8	Capscrew 3/8" x 1"
	911041	8	Hex Nut 3/8" N.F.
	910804	8	Lockwasher 3/8" Heavy
16	041126	1	Floor Plate Cover
17	36034	2	Capscrew 3/8" x 1"
	910804	2	Lockwasher 3/8" Heavy

SEAT  
(See Plate 39)

20	041231	1	Seat Frame
21	040661	1	Seat Side Plate - Left
	040662	1	Seat Side Plate - Right
22	041229	1	Seat Back
23	70467	8	Capscrew 1/2" x 1"
	911043	8	Hex Nut 1/2" N.F.
	910806	8	Lockwasher 1/2" Heavy
24	70590	6	Capscrew 5/8" x 1-1/8"
	910808	6	Lockwasher 5/8" Heavy
	70590	6	Capscrew 5/8" x 1-1/8"
25	911044	6	Hex Nut 5/8" N.F.
	910808	6	Lockwasher 5/8" Heavy
26	041228	1	Back Cushion
27	040669	2	Side Cushion
28	041227	1	Seat Cushion
29	911028	2	Hex Nut 1/2" N.C.
	910806	2	Lockwasher 1/2" Heavy
30	040666	2	Clip
31	35244	4	Capscrew 3/8" x 3/4"
	910804	4	Lockwasher 3/8" Heavy
32	041848	1	Tool Box
33	36032	4	Capscrew 3/8" x 3/4"
	911041	4	Hex Nut 3/8" N.F.
	910804	4	Lockwasher 3/8" Heavy
34	041331	2	"ALLIS-CHALMERS - HD10 DIESEL" Transfer

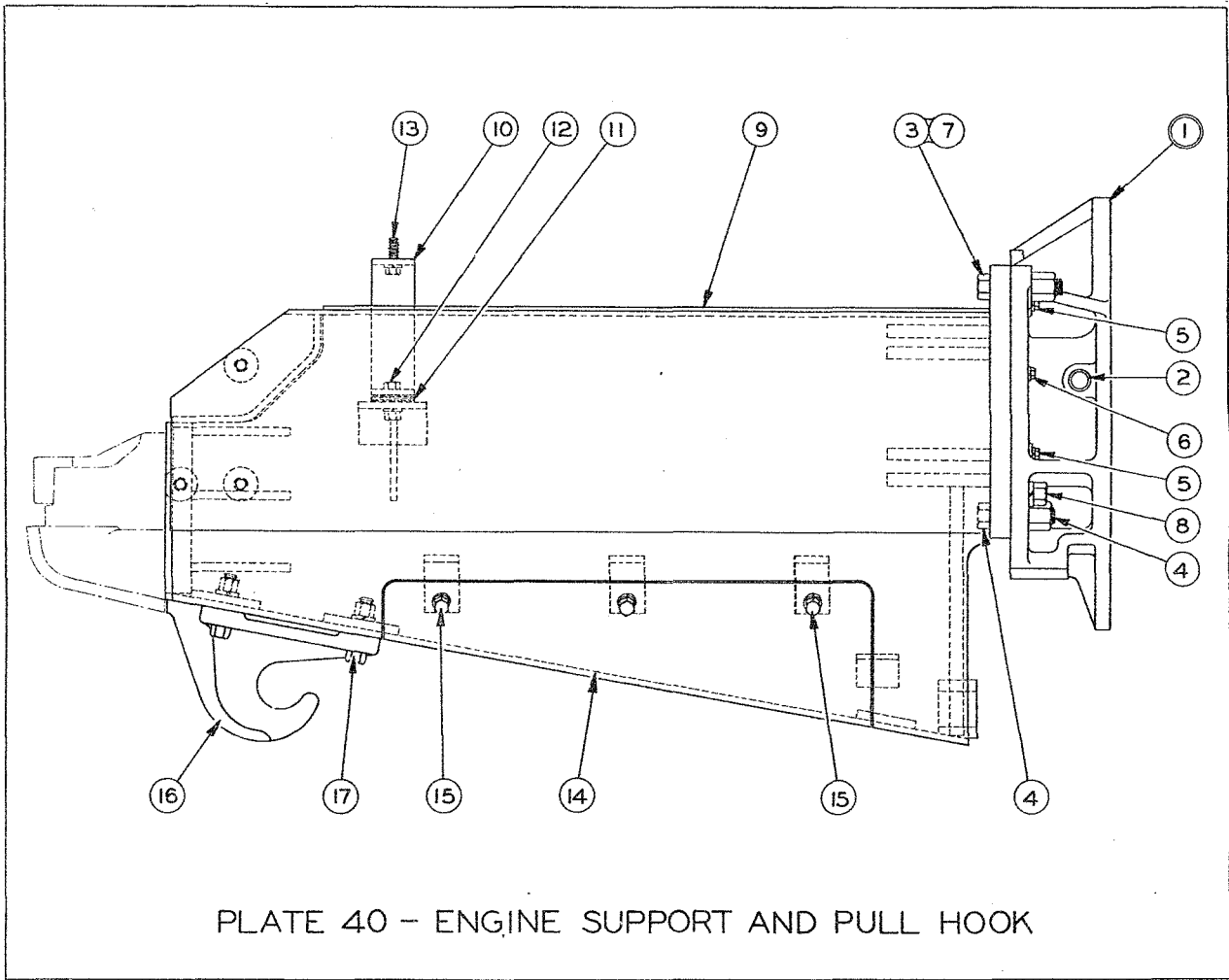


PLATE 40 - ENGINE SUPPORT AND PULL HOOK

ENGINE SUPPORT AND PULL HOOK  
(See Plate 40)

Item	Part Number	Qty.	Name
1	041071	1	Spacer Assembly (Includes item 2)
2	35285	4	Bushing (In item 1)
3	041069	2	Cap screw 1" x 4"
4	031056	2	High Nut
	12585	2	Cap screw 1" x 4"
5	031056	2	High Nut
	13059	10	Cap screw 3/8" x 2"
6	910804	10	Lockwasher 3/8" Heavy
	28271	2	Cap screw 3/8" x 1-3/4"
7	910804	2	Lockwasher 3/8" Heavy
	031055	2	Cap screw 1" x 3-3/4"
8	031056	2	High Nut
	72022	2	Cap screw 1" x 2-1/2"
9	910811	2	Lockwasher 1" Heavy
	041068	1	Engine Support
10	040078	1	Engine Front Hanger
11	040081	20	Shim 1/32" Thick (Use as required)
12	35229	2	Cap screw 5/8" x 2"
	911044	2	Hex Nut 5/8" N.F.
13	910808	2	Lockwasher 5/8" Heavy
	040202	2	Cap screw 9/16" x 1-3/4"
14	910807	2	Lockwasher 9/16" Heavy
	041072	1	Engine Support Bottom Cover
15	35014	6	Cap screw 5/8" x 1-1/2"
	910808	6	Lockwasher 5/8" Heavy
16	040503	1	Pull Hook
	12567	4	Cap screw 7/8" x 3-1/4"
17	911046	4	Hex Nut 7/8" N.F.
	910810	4	Lockwasher 7/8" Heavy

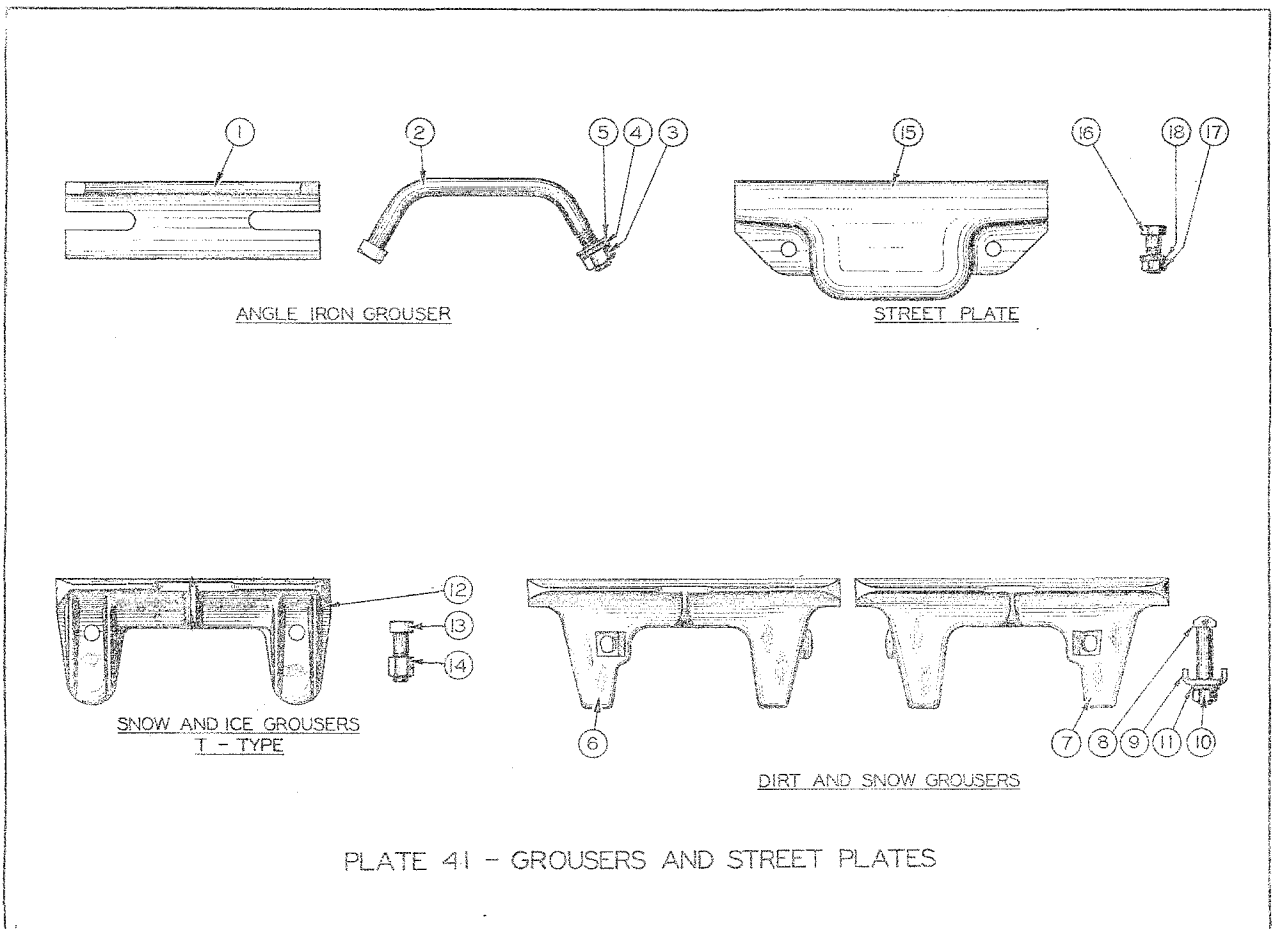


PLATE 41 - GROUSERS AND STREET PLATES

GROUSERS  
(See Plate 41)

Item	Part Number	Qty.	Name
------	-------------	------	------

Angle Iron Type  
(For Flat Shoes Only)

1	72071	64	Angle Grouser
2	72069	64	Grouser U-Bolt
3	911031	64	Hex Nut 7/8" N.C.
4	910810	64	Lockwasher 7/8" Heavy
5	911116	64	Plain Washer 7/8" S.A.E.

Dirt and Snow Type  
(For Flat Shoes Only)

6	72397	32	Grouser - Left
7	72398	32	Grouser - Right
8	23592	64	Grouser Bolt 3/4" x 4"
9	23747	64	Lockwasher
10	911045	64	Hex Nut 3/4" N.F.
11	910809	64	Lockwasher 3/4" Heavy

Snow and Ice Type  
(T Type - For Grouser Shoes Only)

12	72462	64	Grouser
13	28420	128	Grouser Bolt
14	12787	128	High Nut

STREET PLATES  
(See Plate 41)

Used with Grouser Shoes only

15	71522	64	Street Plate
16	12453	128	Street Plate Bolt 3/4" x 2"
17	911045	128	Hex Nut 3/4" N.F.
18	910809	128	Lockwasher 3/4" Heavy



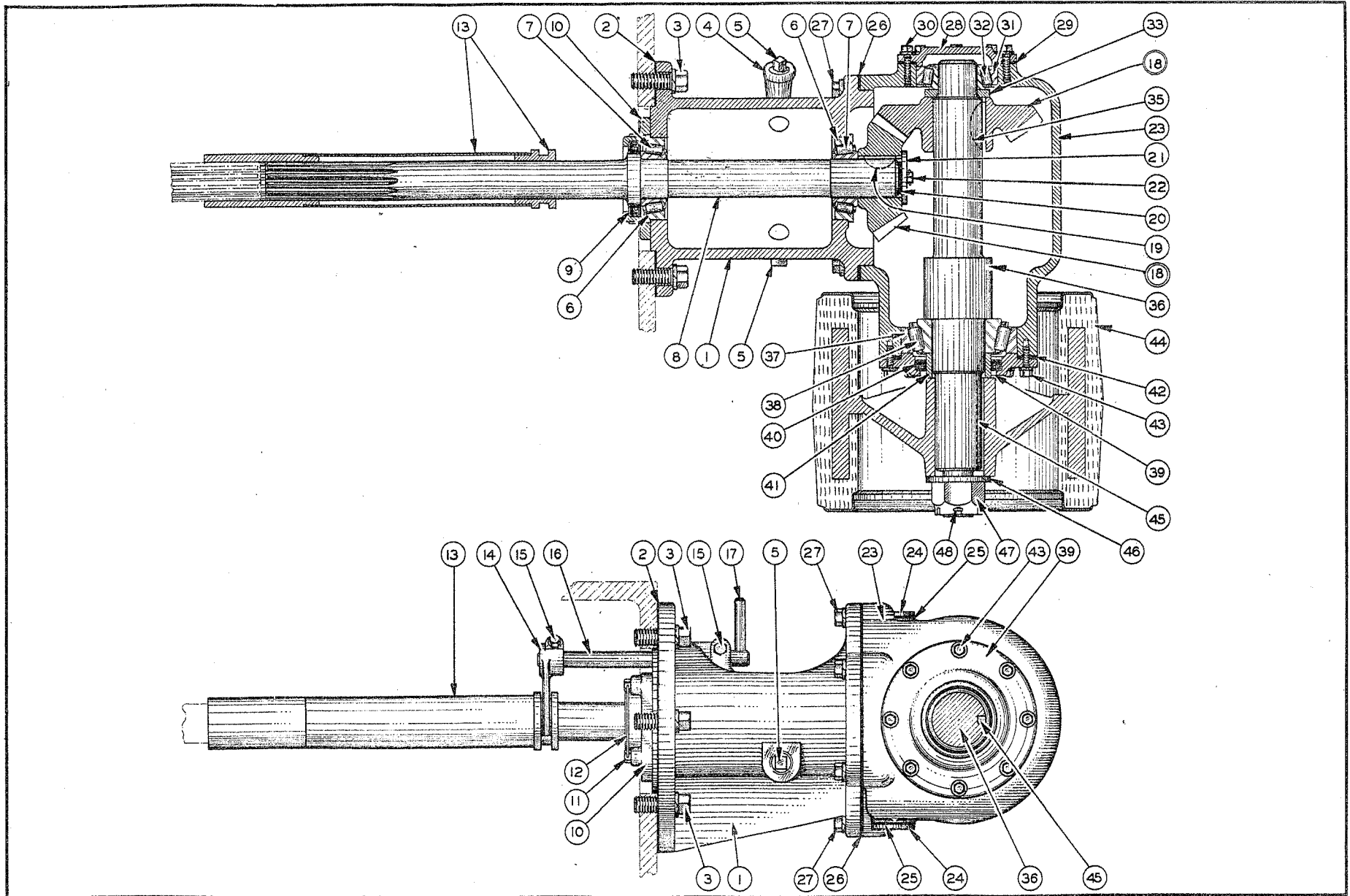


PLATE 43 - POWER PULLEY

POWER PULLEY ATTACHMENT  
(See Plate 43)

<u>Item</u>	<u>Part Number</u>	<u>Qty.</u>	<u>Name</u>
1	032349	1	Power Pulley Bracket
2	032348	1	Gasket - Bracket to Transmission Case
3	13238	6	Capscrew 3/4" x 2"
	910909	6	Lockwasher 3/4" Heavy
4	910923	1	45° Street Ell 3/4" Standard
5	912726	2	Pipe Plug 3/4" Standard
6	043003	2	Bearing Cup
7	043004	2	Bearing Roller Assembly
8	032346	1	Shaft
9	032347	1	Oil Retainer
10	032325	1	Bearing Retainer
11	21527	4	Capscrew 3/8" x 1-5/8" - Drilled Head
12	037000	1	Lockwire 18" Long
13	032340	1	Shifter Coupling
14	38561	1	Shifter Fork
15	38280	2	Capscrew 3/8" x 2" - Drilled End
	911053	2	Castle Nut 3/8" N.F.
	900806	2	Cotter Pin 1/8" x 1"
16	032326	1	Shifter Shaft
17	38563	1	Handle
18	042653	1	Gear and Pinion Set (Not serviced separately)
19	910851	1	Woodruff Key "G"
20	36093	3	Shim .005" Thick
	36094	3	Shim .010" Thick
	36095	4	Shim .020" Thick
21	032358	1	Washer
22	15044	2	Capscrew 3/8" x 7/8" - Drilled Head
	032343	1	Lockwire 4" Long
23	032335	1	Power Pulley Case
24	35250	2	Plug
25	35249	2	Plug Gasket
26	032941	2	Shim .020" Thick
	032939	8	Shim .005" Thick
27	35236	6	Capscrew 1/2" x 1-3/4"
	910806	6	Lockwasher 1/2" Heavy
28	032331	1	Bearing Retainer
29	36140	3	Shim .005" Thick
	36141	4	Shim .020" Thick
	36142	3	Shim .010" Thick
30	13058	8	Capscrew 3/8" x 1-1/4"
	910804	8	Lockwasher 3/8" Heavy
31	211587	1	Bearing Cup
32	043004	1	Bearing Roller Assembly
33	032336	1	Spacer
35	911180	1	Woodruff Key "T"
36	042659	1	Shaft
37	042898	1	Bearing Cup
38	042873	1	Bearing Roller Assembly
39	032312	1	Bearing Retainer
40	032341	1	Oil Seal
41	032345	1	Spacer
42	28113	3	Shim .005" Thick
	28114	4	Shim .020" Thick
	28115	3	Shim .010" Thick
43	13058	8	Capscrew 3/8" x 1-1/4"
	910804	8	Lockwasher 3/8" Heavy
44	032344	1	Pulley 13-3/8" Dia.
45	032342	1	Key
46	71209	1	Washer
47	911058	1	Castle Nut 1-1/2" N.F.
48	904006	1	Cotter Pin 3/16" x 2-3/4"

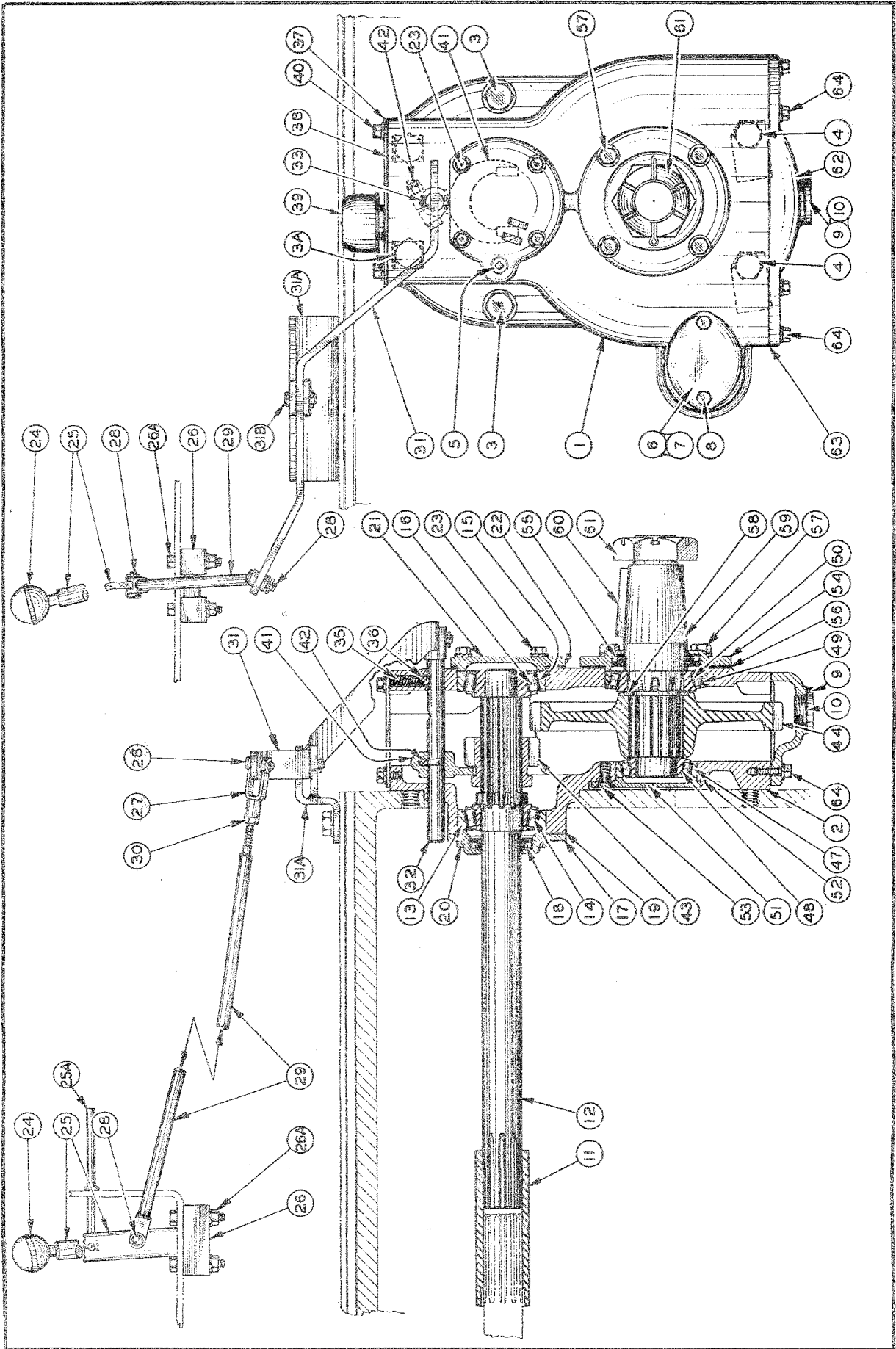


PLATE 44 - POWER TAKEOFF ATTACHMENT

REAR POWER TAKE-OFF  
(See Plate 44)

Item	Part Number	Qty.	Name
1	033398	1	Gear Case
2	032774	1	Gasket
3	70109	2	Capscrew 3/4" x 1-1/2"
	910809	2	Lockwasher 3/4" Heavy
3A	13233	2	Capscrew 3/4" x 2"
	11100	2	Screw Lock
4	70109	2	Capscrew 3/4" x 1-1/2"
	12232	2	Nut Lock
5	901653	1	Pipe Plug 3/8" Standard
6	041338	1	Cover
7	35252	1	Gasket
8	35439	2	Capscrew 3/8" x 1"
	910804	2	Lockwasher 3/8" Heavy
9	35250	1	Plug
10	35249	1	Gasket
11	032772	1	Coupling
12	032779	1	Pinion Shaft
13	211567	1	Bearing Cup
14	043004	1	Bearing Roller Assembly
15	211567	1	Bearing Cup
16	043006	1	Bearing Roller Assembly
17	32750	1	Bearing Retainer
18	032784	1	Oil Seal
19	032754	1	Gasket
20	13044	4	Capscrew 3/8" x 7/8" - Drilled End
	37000	1	Lockwire 16" Long
21	032759	1	Bearing Retainer
22	032747	3	Shim .005" Thick
	032748	5	Shim .010" Thick
	032749	3	Shim .020" Thick
23	13058	4	Capscrew 3/8" x 1-1/4"
	910804	4	Lockwasher 3/8" Heavy
24	14210	1	Ball Handle
25	042362	1	Lever
25A	042367	1	Lever Stop Rod
	900942	1	Cotter Pin 3/32" x 5/8"
26	042360	2	Bearing Block
26A	46419	4	Capscrew 3/8" x 2"
	911041	4	Hex Nut 3/8" N.F.
	910804	4	Lockwasher 3/8" Heavy
27	033056	1	Yoke End
28	033069	2	Yoke Pin with 3/32" x 5/8" Cotter Pin
29	042365	1	Shifter Rod
30	911041	1	Hex Nut 3/8" N.F.
31	042366	1	Lever
31A	042369	1	Pivot Bracket
31B	033072	1	Yoke Pin with 1/8" x 7/8" Cotter Pin
32	042364	1	Shifter Shaft
33	033069	1	Yoke Pin with 3/32" x 5/8" Cotter Pin
35	21537	1	Spring
36	905361	1	Steel Ball 7/16" Diameter
37	033391	1	Cover
38	033393	1	Gasket
39	U-267	1	Oil Filler Cap
40	35244	4	Capscrew 3/8" x 3/4"
	910804	4	Lockwasher 3/8" Heavy
41	033394	1	Shifter Fork
42	35280	1	Capscrew 3/8" x 2"
	911053	1	Hex Nut 3/8" N.F. (Slotted)
	900806	1	Cotter Pin 1/8" x 1"
43	032778	1	Pinion 14 Teeth
44	032780	1	Gear 52 Teeth
47	211608	1	Bearing Cup
48	043000	1	Bearing Roller Assembly
49	043001	1	Bearing Cup
50	043002	1	Bearing Roller Assembly
51	032751	1	Bearing Retainer
52	032753	1	Gasket
53	32283	3	Capscrew 1/2" x 1-1/8"
54	032752	1	Bearing Retainer
55	032785	1	Oil Seal
56	032944	3	Shim .020" Thick
	032946	12	Shim .005" Thick
57	35061	4	Capscrew 1/2" x 1-1/4"
	910806	4	Lockwasher 1/2" Heavy
58	032762	1	Shoulder Ring (Two Halves)
59	032777	1	Gear Shaft
60	032764	1	Key
	13207	1	Nut
61	904007	1	Cotter Pin 3/16" x 3"
62	033368	1	Gear Case Bottom
63	032763	1	Bottom Gasket
	13058	5	Capscrew 3/8" x 1-1/4"
64	910804	5	Lockwasher 3/8" Heavy

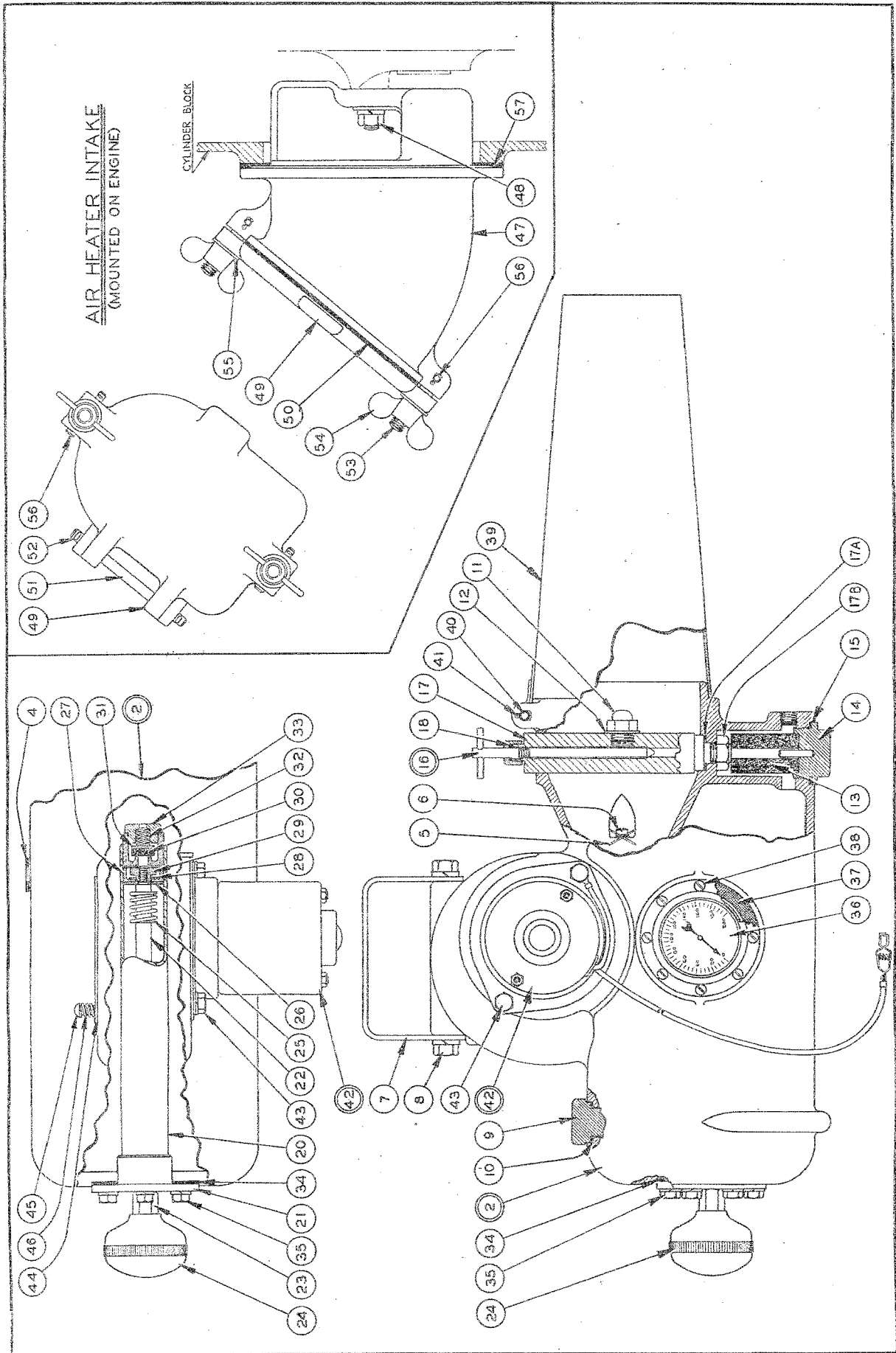


PLATE 45 - ENGINE HEATER

ENGINE HEATER  
(See Plate 45)

<u>Item</u>	<u>Part Number</u>	<u>Qty.</u>	<u>Name</u>
1	042740	1	Engine Heater Assembly (Consists of items 2 to 46 inclusive)
2	042713	1	Engine Heater Case
4	904223	1	Pipe Plug 1/2" Countersunk
5	042715	1	Air Deflector Blade
6	034076	2	Tapping Screw #8-32 x 1/2"
6	910163	2	Lockwasher #8
7	042730	1	Handle
8	903828	2	Hex Capscrew 3/8" N.C. x 5/8"
8	910804	2	Lockwasher 3/8" Heavy
9	042752	1	Filler Plug
10	042751	1	Filler Plug Gasket
11	042738	1	Spray Nozzle
12	5151921	1	Spray Nozzle Gasket
13	042743	1	Fuel Filter
14	042739	1	Fuel Filter Plug
15	042744	1	Fuel Filter Plug Gasket
16	042732	1	Needle Valve Assembly (Consists of 1-Needle; 1-Pin and 1-Packing Nut)
17	044371	1	Needle Valve Body
17A	5151921	1	Gasket
17B		1	Hex Jam Nut 1/2" N.F.
18	042737	1	Needle Valve Packing
19	042716	1	Air Pump Assembly (Includes items 20 to 33 inclusive)
20	042718	1	Air Pump Tube
21	042717	1	Air Pump Tube Nut
22	042721	1	Air Pump Shaft
23	913434	1	High Nut 3/8" N.F.
24	5152674	1	Knob
25	18702	1	Spring
26	042722	1	Washer (Large)
27	042723	1	Cup Leather
28	042724	1	Washer (Small)
29	042725	1	Nut
30	042726	1	Valve Gasket
31	042727	1	Valve
32	031580	1	Valve Spring
33	042728	1	Valve Nut
34	042729	1	Air Pump Gasket
35	905656	6	Hex Capscrew 1/4" N.C. x 5/8"
35	910802	6	Lockwasher 1/4" Heavy
36	042745	1	Pressure Gauge
37	042753	1	Pressure Gauge Gasket
38	903748	8	Machine Screw #6-32 x 3/8"
39	042747	1	Heater Extension Tube
40	70684	1	Hinge Pin
41	904001	2	Cotter Pin 3/32" x 1/2"
42	042731	1	Blower Motor and Fan (12-Volt)
43	906692	2	Hex Capscrew 1/4" N.C. x 3/8"
43	910802	2	Lockwasher 1/4" Heavy
44	042750	1	Air Regulator Plate
45	033200	1	Tapping Screw
46	031580	1	Spring
47	042695	1	Heater Inlet Elbow
48	042696	1	Stud 3/8" x 1-1/2"
48	911041	1	Hex Nut 3/8" N.F.
48	910804	1	Lockwasher 3/8" Heavy
49	042694	1	Inlet Elbow Cover
50	042692	1	Inlet Elbow Cover Gasket
51	042693	1	Hinge Pin
52	904001	2	Cotter Pin 3/32" x 1/2"
53	042691	2	Cover Stud
54	904155	2	Wing Nut 3/8" N.C.
55	911115	2	Plain Washer 3/8" Small
56	U-2787	2	Stud Hinge Pin
56	911083	2	Cotter Pin 1/16" x 7/16"
57	5150020	1	Gasket

In item 19

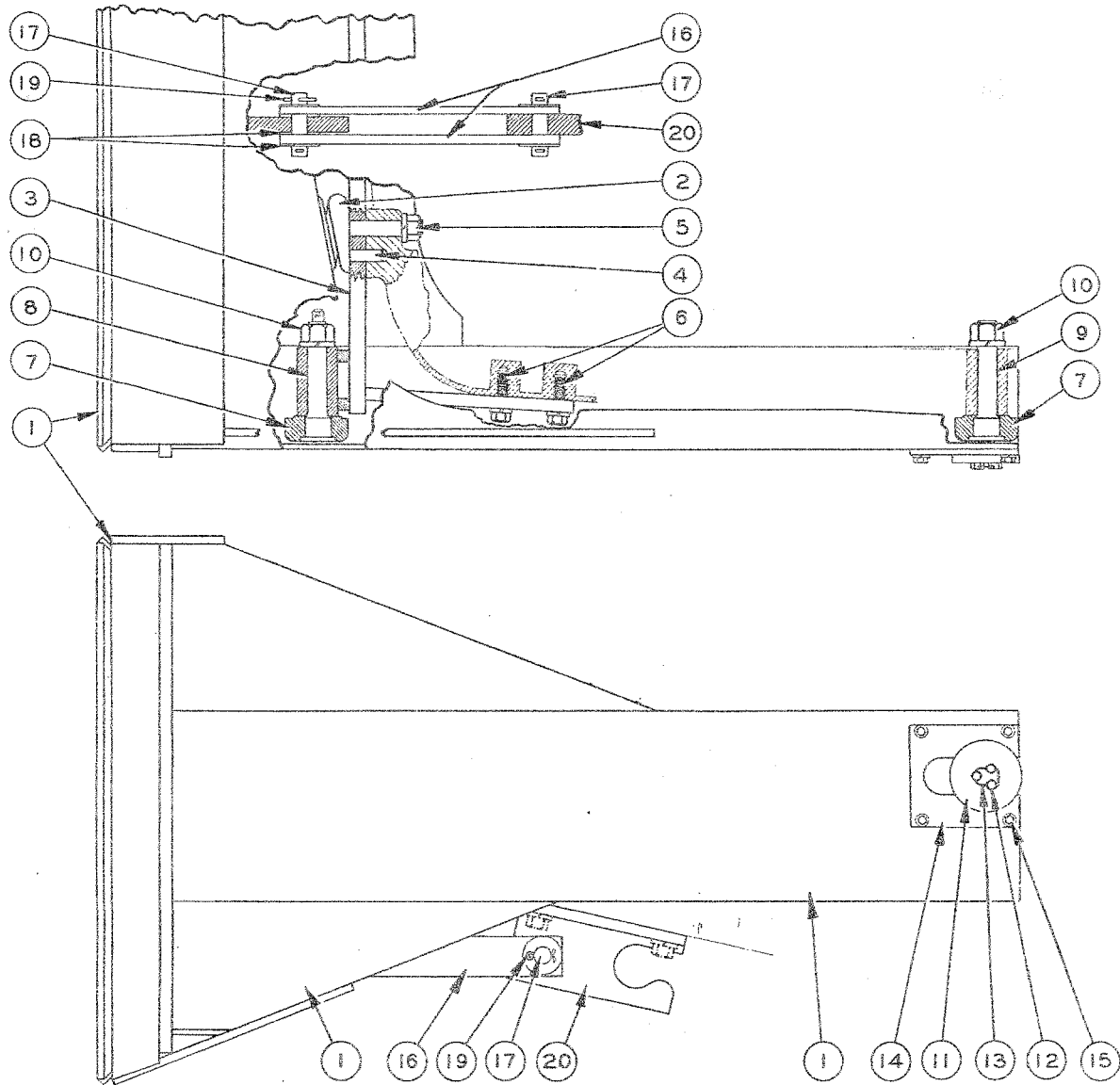


PLATE 46 - FRONT PUSHER

FRONT PUSHER  
(See Plate 46)

Item	Part Number	Qty.	Name	Item	Part Number	Qty.	Name
1	042184	1	Front Pusher	12	35689	6	Capscrew 1/2" x 1-3/8"
2	030936	2	Spring	13	70101	2	Lockwire 1/16" x 8"
3	041110	1	Front Roller Support	14	034836	2	Wear Plate (Large)
4	041102	2	Dowel	15	70469	8	Capscrew 1/2" x 1-1/4"
5	38203	2	Capscrew 1" x 4-1/2"	16	910806	8	Lockwasher 1/2" Heavy
	911047	2	Hex Nut 1" N.F.		042072	2	Tie Bar
6	13465	4	Capscrew 3/4" x 2-1/2"	17	041099	2	Tie Bar Pin
	910809	4	Lockwasher 3/4" Heavy	18	900822	6	Plain Washer 1" Standard
7	034070	4	Roller	19	901543	4	Cotter Pin 1/4" x 1-5/4"
8	041151	2	Roller Pin (Front)	20	042061	1	Pull Hook - Left
9	040493	2	Roller Pin (Rear)		042062	1	Pull Hook - Right
10	906405	4	Hex Nut 1-1/4" N.F.				
	910613	4	Lockwasher 1-1/4" Heavy				
11	040492	2	Wear Plate (Small)				

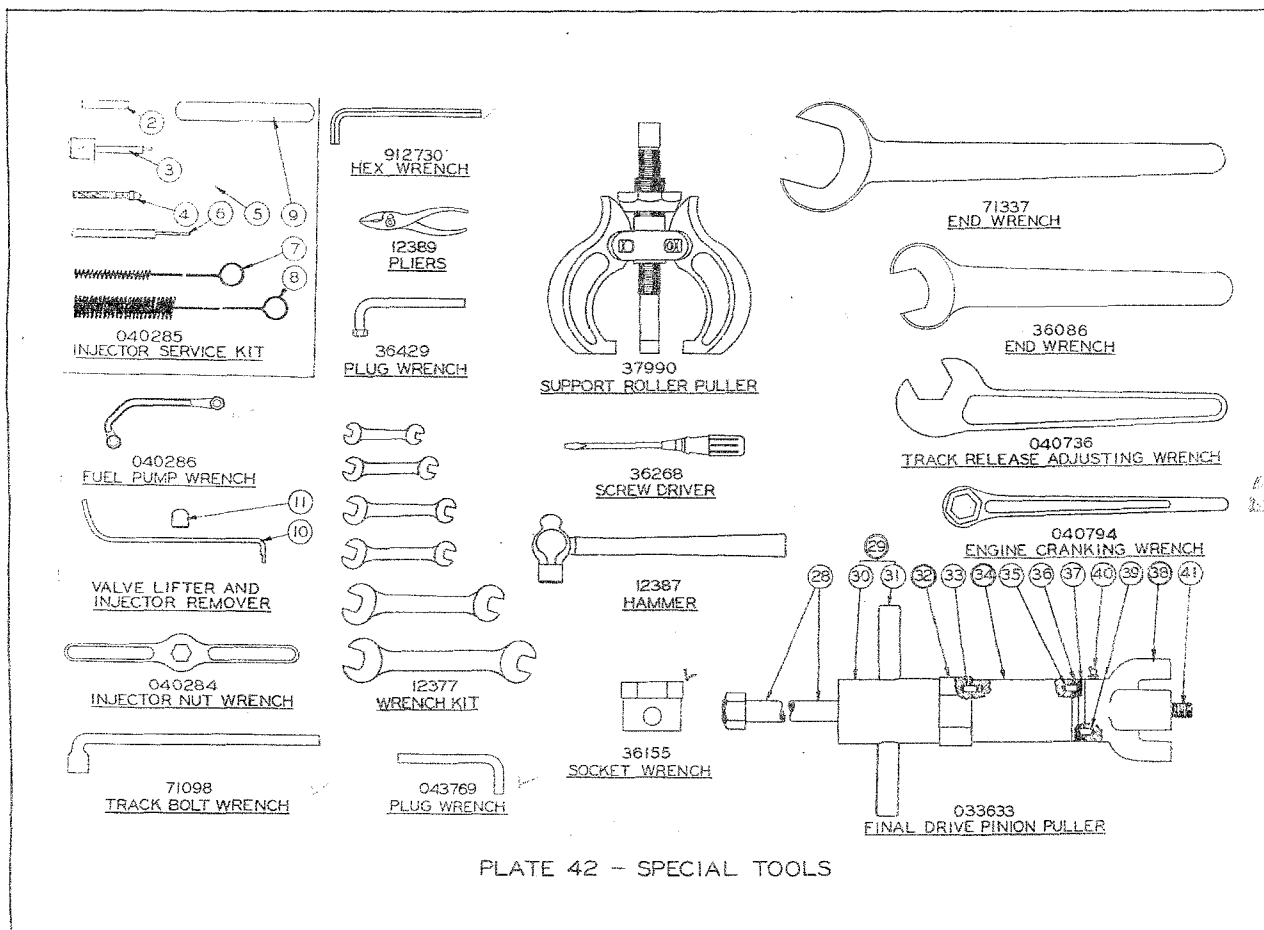


PLATE 42 - SPECIAL TOOLS

SPECIAL TOOLS  
(See Plate 42)

Item	Part Number	Qty.	Name																																																																
1	040285	1	Injector Service Tool Kit (Includes items 2 to 9 in a cloth case)																																																																
			<table border="0"> <thead> <tr> <th>Item</th> <th>Part No.</th> <th>Qty.</th> <th>Name</th> <th>Item</th> <th>Part No.</th> <th>Qty.</th> <th>Name</th> </tr> </thead> <tbody> <tr> <td>2</td> <td>044814</td> <td>1</td> <td>Stone</td> <td>6</td> <td>044819</td> <td>1</td> <td>Drill</td> </tr> <tr> <td>3</td> <td>044815</td> <td>1</td> <td>Timing Gauge</td> <td>7</td> <td>044812</td> <td>1</td> <td>Brush (Small)</td> </tr> <tr> <td>4</td> <td>044822</td> <td>1</td> <td>Pin Vise</td> <td>8</td> <td>044811</td> <td>1</td> <td>Brush (Large)</td> </tr> <tr> <td>5</td> <td>044818</td> <td>1</td> <td>Probing Wire</td> <td>9</td> <td>040839</td> <td>1</td> <td>Feeler Gauge</td> </tr> </tbody> </table>	Item	Part No.	Qty.	Name	Item	Part No.	Qty.	Name	2	044814	1	Stone	6	044819	1	Drill	3	044815	1	Timing Gauge	7	044812	1	Brush (Small)	4	044822	1	Pin Vise	8	044811	1	Brush (Large)	5	044818	1	Probing Wire	9	040839	1	Feeler Gauge																								
Item	Part No.	Qty.	Name	Item	Part No.	Qty.	Name																																																												
2	044814	1	Stone	6	044819	1	Drill																																																												
3	044815	1	Timing Gauge	7	044812	1	Brush (Small)																																																												
4	044822	1	Pin Vise	8	044811	1	Brush (Large)																																																												
5	044818	1	Probing Wire	9	040839	1	Feeler Gauge																																																												
10	044835	1	Valve Lifter and Injector Remover Tool																																																																
11	044825	1	Valve Lifter Fulcrum (Used with item 10)																																																																
12	040284	1	Injector Nut Wrench																																																																
13	040286	1	Fuel Pump Wrench																																																																
14	12387	1	Hammer																																																																
15	12389	1	Pliers																																																																
16	36268	1	Screw Driver																																																																
17	12377	1	Wrench Kit (Six wrenches in a cloth case - Not sold separately)																																																																
18	36429	1	Hex Plug Wrench (Discontinued)																																																																
19	043769	1	Square Plug Wrench																																																																
20	71098	1	Track Bolt Socket Wrench																																																																
21	040736	1	Track Release Adjusting Wrench																																																																
22	040794	1	Engine Cranking Wrench																																																																
23	912730	1	Hex Wrench 1/2"																																																																
24	36155	1	Socket Wrench 2-1/2" Hex (For Steering Clutch Nut 35078)																																																																
25	36086	1	Final Drive Wrench 2-1/2" Opening (For 35078 Nut)																																																																
26	37990	1	Support Roller Puller - Complete																																																																
27	033633	1	Final Drive Pinion Puller (Consists of items 28 to 41 inclusive)																																																																
			<table border="0"> <thead> <tr> <th>Item</th> <th>Part No.</th> <th>Qty.</th> <th>Name</th> <th>Item</th> <th>Part No.</th> <th>Qty.</th> <th>Name</th> </tr> </thead> <tbody> <tr> <td>28</td> <td>033866</td> <td>1</td> <td>Bolt</td> <td>35</td> <td>033640</td> <td>1</td> <td>Dowel (In item 34)</td> </tr> <tr> <td>29</td> <td>033869</td> <td>1</td> <td>Ram Assembly</td> <td>36</td> <td>033875</td> <td>1</td> <td>Bronze Washer</td> </tr> <tr> <td>30</td> <td>033868</td> <td>1</td> <td>Ram</td> <td>37</td> <td>033876</td> <td>1</td> <td>Steel Washer</td> </tr> <tr> <td>31</td> <td>033870</td> <td>2</td> <td>Ram Handle</td> <td>38</td> <td>033879</td> <td>1</td> <td>Pedestal Assembly</td> </tr> <tr> <td>32</td> <td>033871</td> <td>1</td> <td>Nut Assembly</td> <td>39</td> <td>033640</td> <td>1</td> <td>Dowel (In item 38)</td> </tr> <tr> <td>33</td> <td>033640</td> <td>1</td> <td>Dowel (In item 32)</td> <td>40</td> <td>910262</td> <td>1</td> <td>Grease Fitting</td> </tr> <tr> <td>34</td> <td>033873</td> <td>1</td> <td>Spacer Assembly</td> <td>41</td> <td>033880</td> <td>1</td> <td>Adapter</td> </tr> </tbody> </table>	Item	Part No.	Qty.	Name	Item	Part No.	Qty.	Name	28	033866	1	Bolt	35	033640	1	Dowel (In item 34)	29	033869	1	Ram Assembly	36	033875	1	Bronze Washer	30	033868	1	Ram	37	033876	1	Steel Washer	31	033870	2	Ram Handle	38	033879	1	Pedestal Assembly	32	033871	1	Nut Assembly	39	033640	1	Dowel (In item 38)	33	033640	1	Dowel (In item 32)	40	910262	1	Grease Fitting	34	033873	1	Spacer Assembly	41	033880	1	Adapter
Item	Part No.	Qty.	Name	Item	Part No.	Qty.	Name																																																												
28	033866	1	Bolt	35	033640	1	Dowel (In item 34)																																																												
29	033869	1	Ram Assembly	36	033875	1	Bronze Washer																																																												
30	033868	1	Ram	37	033876	1	Steel Washer																																																												
31	033870	2	Ram Handle	38	033879	1	Pedestal Assembly																																																												
32	033871	1	Nut Assembly	39	033640	1	Dowel (In item 38)																																																												
33	033640	1	Dowel (In item 32)	40	910262	1	Grease Fitting																																																												
34	033873	1	Spacer Assembly	41	033880	1	Adapter																																																												
42	034672	1	*Flushing Lubricator with Hose																																																																
43	034441	1	*Small Pressure Grease Gun with Hose - Lever Type (Discontinued. Order item 44)																																																																
44	043031	1	*Small Pressure Grease Gun with Hose - Lever Type (Replaced item 43)																																																																
45	034241	1	*Small Pressure Grease Gun - Push Type																																																																

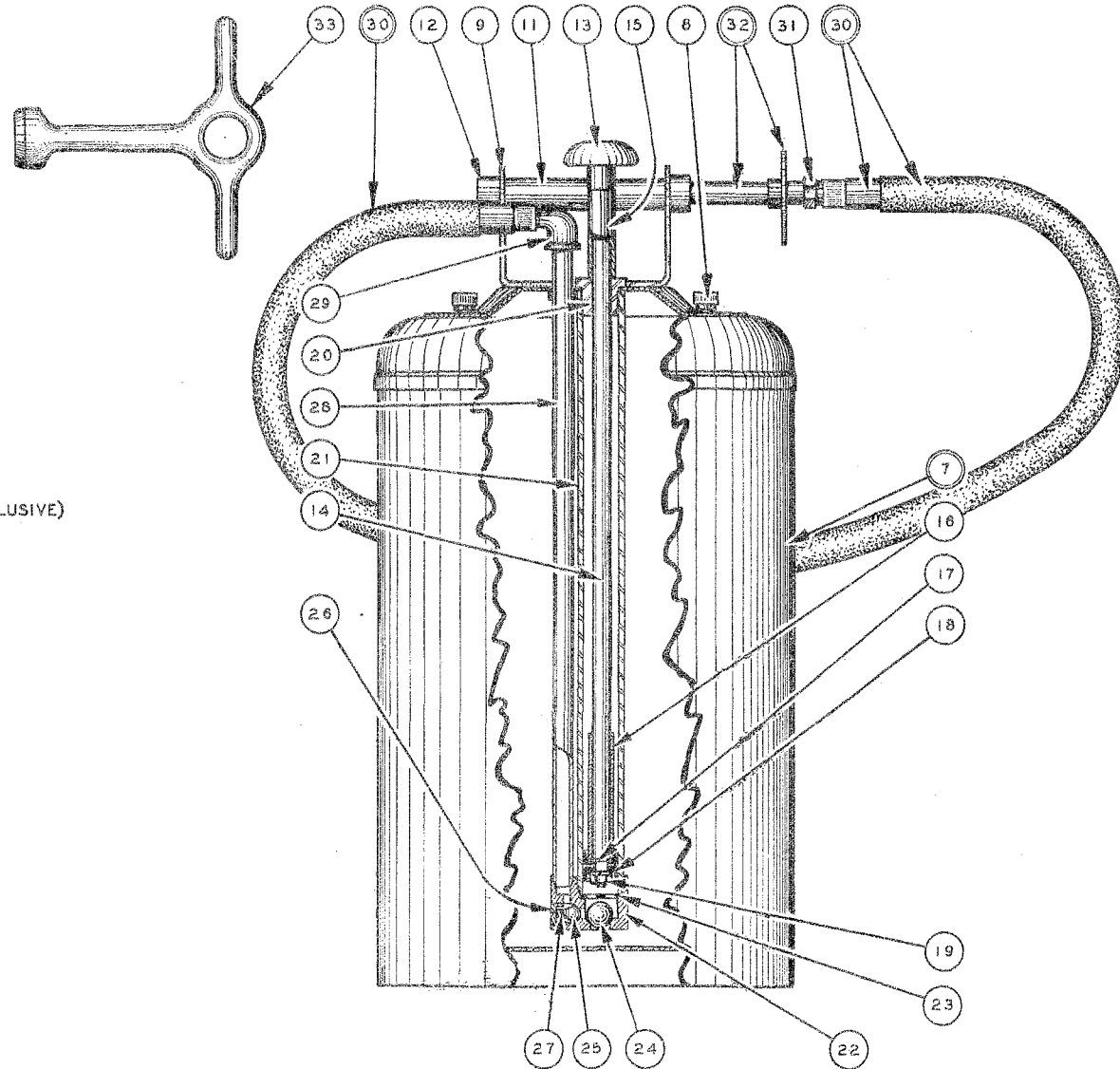
For complete line of service tools for General Motors Diesel Engines, consult the Kent-Moore Organization, General Motors Research Building, Detroit, Mich.

\*For Repair parts of Lubricating Equipment, see the following pages.



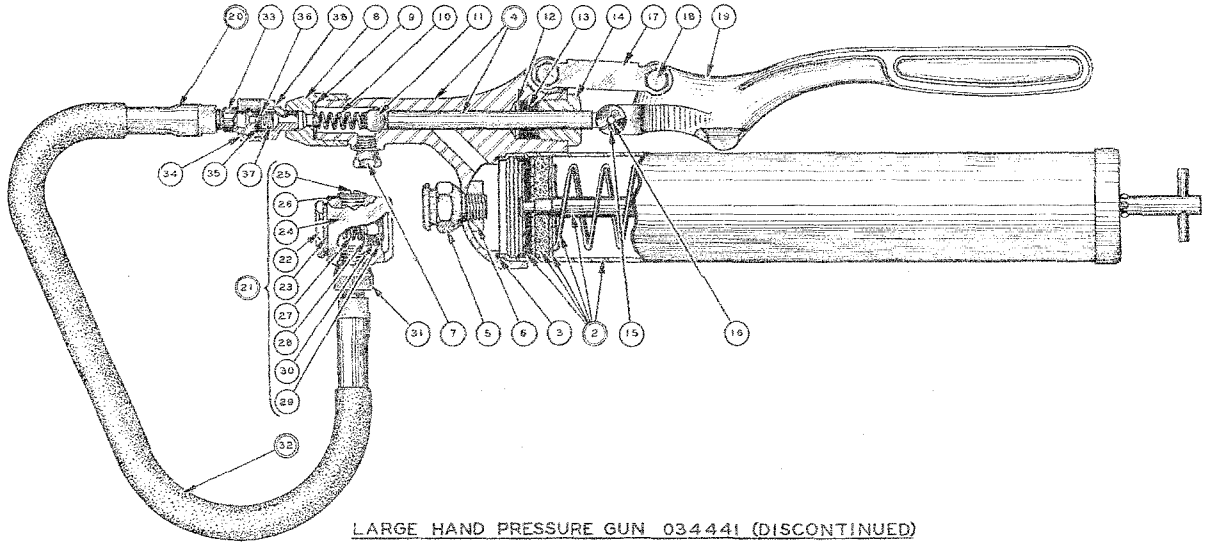
ITEM	NUMBER	QTY	NAME
7	040273	1	CONTAINER ASSEM. (INCLUDES ITEM 8)
8	040377	3	COVER SCREW (IN ITEM 7)
9	040171	1	COVER AND HANDLE BRACKET
10	034751	1	PUMP ASSEM. (INCLUDES ITEMS 11 TO 29 INCLUSIVE)
11	034758	1	HANDLE
12	034761	1	HANDLE CAP
13	034529	1	PISTON ROD KNOB
14	034752	1	PISTON ROD
15	034757	1	STOP TUBE (UPPER)
16	034759	1	STOP TUBE (LOWER)
17	034756	2	PISTON ROD WASHER
18	034763	2	PISTON LEATHER
19	906905	1	HEX NUT 5/16" N.F.
20	034754	1	GUIDE NUT
21	034760	1	PUMP TUBE
22	034764	1	FOOT VALVE
23	034755	1	PUMP DISC
24	905365	1	STEEL BALL 5/8" DIA.
25	905360	1	STEEL BALL 3/8" DIA.
26	034750	1	FOOT VALVE PLUG
27	034762	1	FOOT VALVE SPRING
28	034753	1	OUTLET TUBE
29	901722	1	90 STREET ELL 1/4" STD.
30	034746	1	HOSE 36" LONG
31	034747	1	REDUCING BUSHING
32	034745	1	NOZZLE TUBE
33	040272	1	PLUG WRENCH

IN ITEM 10



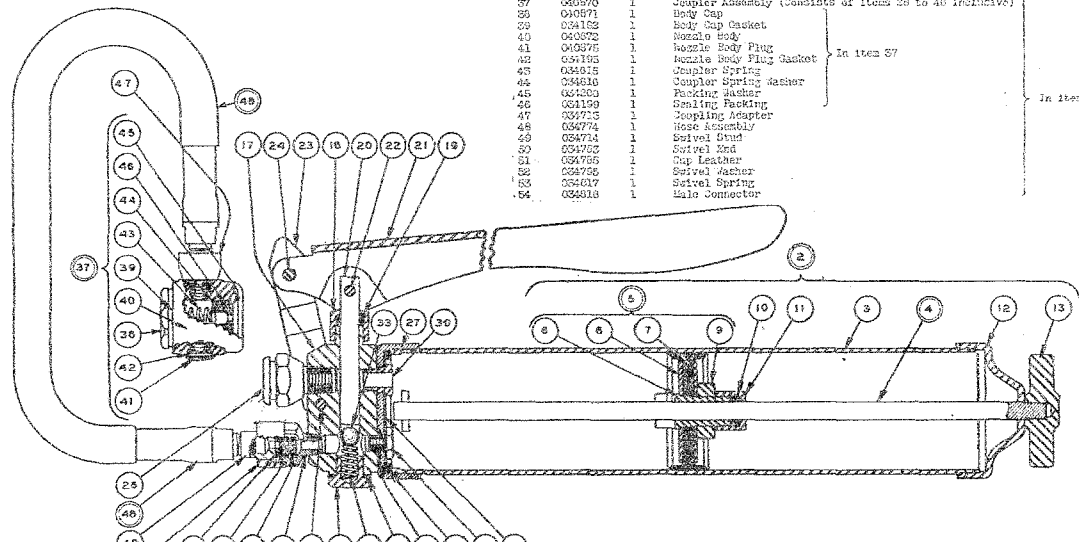
FLUSHING LUBRICATOR 034672

ITEM NUMBER	PART QTY NAME	ITEM NUMBER	PART QTY NAME
1	034786 1 LEVER GUN ASSEMBLY (INCLUDES ITEMS 2 TO 19 INCLUSIVE)	20	034789 1 COUPLING HOSE ASSEMBLY (INCLUDES ITEMS 21 TO 36 INCLUSIVE)
2	034788 1 CONTAINER TUBE ASSEMBLY (SEPARATE PARTS NOT SERVICED)	21	040870 1 COUPLER ASSEMBLY (INCLUDES ITEMS 22 TO 30 INCLUSIVE)
3	034827 1 CONTAINER GASKET	22	040871 1 BODY CAP
4	034770 1 HEAD AND PLUNGER ASSEMBLY (SEPARATE PARTS NOT SERVICED)	23	034182 1 BODY CAP GASKET
5	032942 1 BUTTON HEAD FITTING	24	040672 1 NOZZLE BODY
6	034769 1 FITTING NUT	25	040875 1 NOZZLE BODY PLUG
7	034780 1 LUBRICATOR PLUG	26	034189 1 NOZZLE BODY PLUG GASKET
8	034778 1 NOZZLE ADAPTER	27	034615 1 COUPLER SPRING
9	034779 1 NOZZLE ADAPTER GASKET	28	034616 1 COUPLER SPRING WASHER
10	034782 1 VALVE SPRING	29	034200 1 PACKING WASHER
11	905391 1 STEEL BALL 2/16" DIA.	30	034189 1 SEALING PACKING
12	034773 1 PLUNGER PACKING WASHER	31	034773 1 COUPLER ADAPTER
13	034772 1 PLUNGER PACKING	32	034774 1 HOSE ASSEMBLY
14	034771 1 PACKING GLAND	33	034714 1 SWIVEL STUD
15	034781 1 PLUNGER PIN	34	034783 1 SWIVEL END
16	906970 2 COTTER PIN 1/16" X 1/2"	35	034785 1 CUP LEATHER
17	034777 1 TOGGLE	36	034795 1 SWIVEL WASHER
18	034775 2 TOGGLE PIN (FEMALE)	37	034817 1 SWIVEL SPRING
19	034784 1 LEVER HANDLE	38	034818 1 MALE CONNECTOR

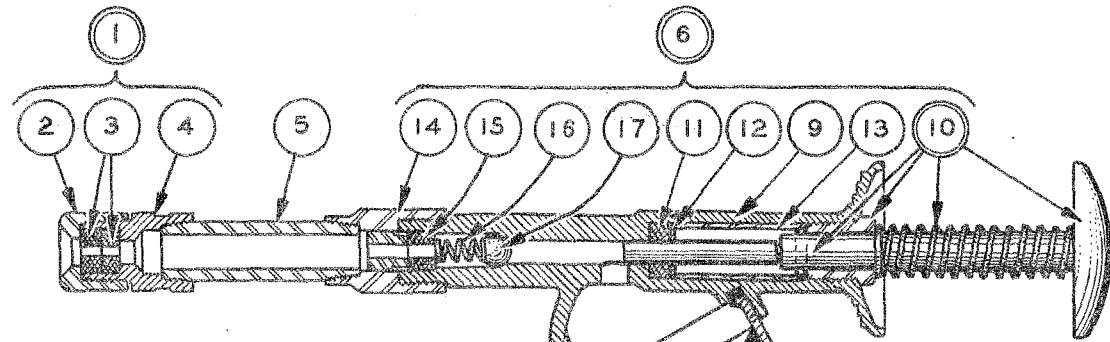


LARGE HAND PRESSURE GUN 034441 (DISCONTINUED)

Item	Part Number	Qty.	Name	Item	Part Number	Qty.	Name
1	042022	1	Lever Gun Assembly (Consists of items 2 and 16)	16	042024	1	Handle and Plunger Assembly (Consists of items 17 to 25 inclusive)
2	042024	1	Container Tube Assembly (Consists of items 3 to 13 inclusive)	17	042026	1	Plunger Gasket
3	042024	1	Container Tube	18	042027	1	Plunger Cap
4	042025	1	Head and Plunger Assembly (1-Red; 1-Pin)	19	042028	1	Plunger Packing
5	042026	1	Plunger Assembly (Consists of items 6 to 8 inclusive)	20	042029	1	Plunger
6	042026	1	Plunger Stud	21	042028	1	Lever Handle
7	042026	2	Cup Leather	22	042029	1	Handle Pin
8	042026	1	Cup Washer	23	042029	2	Toggle Link
9	042026	1	Hex. dia. Nut 1/16" N.F.	24	042028	1	Plunger Pin
10	042026	1	Packing	25	042028	1	Toggle Pin
11	042027	1	Cap	26	042028	1	Button Head Fitting
12	042028	1	Tube Cap	27	042028	1	Tube Cap
13	042028	1	Plunger and Handle	28	042028	1	Stud
14	042028	1	Container Gasket	29	042028	1	Packing
15	042028	1	Head Assembly (Consists of items 16 to 25 inclusive)	30	042028	1	Friction Stud
				31	042028	1	Gasket Retainer
				32	042028	1	Ramp Check Spring
				33	042028	1	Steel Ball 2/16" Diameter
				34	042028	1	Spring Housing
				35	042028	1	Copper Gasket
				36	042028	1	Coupling Hose Assembly (Consists of items 37 to 46 inclusive)
				37	040970	1	Coupler Assembly (Consists of items 38 to 46 inclusive)
				38	040971	1	Body Cap
				39	034182	1	Body Cap Gasket
				40	040972	1	Nozzle Body
				41	040973	1	Nozzle Body Plug
				42	034189	1	Nozzle Body Plug Gasket
				43	040974	1	Coupler Spring
				44	040975	1	Coupler Spring Washer
				45	040976	1	Packing Washer
				46	041159	1	Sealing Packing
				47	034773	1	Coupler Adapter
				48	034774	1	Hose Assembly
				49	034714	1	Swivel Stud
				50	034783	1	Swivel End
				51	034785	1	Cup Leather
				52	034795	1	Swivel Washer
				53	034817	1	Swivel Spring
				54	034818	1	Male Connector



LARGE HAND PRESSURE GUN 043031



<u>ITEM</u>	<u>PART NUMBER</u>	<u>QTY.</u>	<u>NAME</u>
1	034213	1	NOZZLE ASSEMBLY (INCLUDES ITEMS 2,3 AND 4)
2	034214	1	NOZZLE CAP
3	034215	1	NOZZLE PACKING (2 PCS.)
4	034216	1	NOZZLE BODY
5	034217	1	NOZZLE EXTENSION
6	034230	1	PUMP HEAD ASSEMBLY (INCLUDES ITEMS 9 TO 17 INCL.)
9	040376	1	PUMP BODY
10	040367	1	PLUNGER & KNOB ASSEM.
11	034225	1	PUMP PACKING
12	040368	1	PACKING WASHER
13	040366	1	SPACER
14	034231	1	NOZZLE EXTENSION ADAPTER
15	034232	1	NEEDLE PACKING
16	034233	1	PUMP CHECK SPRING
17	912738	1	PUMP CHECK BALL 7/32" DIA.
18	034236	1	CONTAINER AND PISTON ASSEMBLY
19	034237	1	CONTAINER GASKET

} IN ITEM 6

SMALL HAND PRESSURE GUN (034241)

NUMERICAL INDEX

Part No.	Page	Part No.	Page	Part No.	Page	Part No.	Page	Part No.	Page
U-175	49	031029	45	031883	51	033044	37,41	034256	62
U-176	49	031037	43	031893	51	033056	29,39,75	034257	55
U-267	75	031038	43	031903	47	033058	45,57	034262	60
U-1871	29	031044	43	031922	65	033064	35	034263	60
U-2787	77	031045	43	031923	65	033067	29,39,41	034264	60
U-2862	39	031046	43	031924	65	033069	29,39,75	034265	49
U-2964	21,23	031047	43	031925	65	033072	45,55,57,75	034268	49
U-3168	39	031048	43	031926	65	033073	67	034269	49
9526	27	031049	43	031927	65	033140	41	034277	53
AM-8801	10	031051	43	031928	65	033141	41	034304	49
AM-9622	37,41	031055	43,70	031929	65	033142	41	034314	65
11100	75	031056	43,65,70	031930	65	033143	41	034335	62
12238	75	031074	49	031931	65	033146	47	034350	55
12377	79	031076	49	032050	51	033182	49	034351	55
12387	79	031080	49	032056	49	033200	77	034352	57
12389	79	031081	49	032059	49	033240	62	034441	79
12453	59,67,71	031095	57	032062	49	033255	51,53	034529	80
12587	53,70	031098	57	032123	53	033388	75	034615	81
12595	43,67,70	031108	55	032124	53	033391	75	034616	81
12742	60	031114	51	032132	21,23,53	033393	75	034631	51
12787	43 to 71	031115	1,47,51	032196	43	033394	75	034636	43
12984	63	031116	51	032197	43	033398	75	034672	79,80
12992	23,29,31,39	031117	51	032312	73	033476	51	034673	55
13044	49,73,75	031118	51	032325	73	033478	51	034713	81
13047	10	031119	51	032326	73	033479	51	034714	81
13058	61,73,75	031121	51	032331	73	033480	51	034745	80
13059	70	031122	51	032335	73	033483	51	034746	80
13173	43	031123	51	032336	73	033620	51	034747	80
13207	75	031135	59	032340	73	033633	79	034748	80
13239	53,61,73,75	031145	59	032341	73	033640	79	034749	80
13465	78	031157	49	032342	73	033751	45	034750	80
14210	49,75	031159	59	032344	73	033752	45	034751	80
14704	39	031161	59	032345	73	033782	45	034752	80
16702	77	031163	59	032346	73	033856	1	034753	80
21527	73	031164	59	032347	73	033866	79	034754	80
21537	75	031165	59	032348	73	033868	79	034755	80
21797	59	031166	59	032349	73	033869	79	034756	80
23176	41	031168	59	032358	73	033870	79	034757	80
23416	62	031182	53	032378	53	033871	79	034758	80
23465	59	031185	53	032380	53	033873	79	034759	80
23592	71	031186	51	032382	53	033875	79	034760	80
23614	55	031187	51	032383	53	033876	79	034761	80
23633	45,47,49	031191	51	032424	59	033879	79	034762	80
23747	71	031193	51	032425	59	033880	79	034763	80
23755	59	031194	51	032632	59	033904	39,45,49,55	034764	80
23775	8,49	031195	51	032638	59	033999	51	034767	35
23776	65	031197	51	032639	59	034014	41	034768	81
23813	73	031198	51	032716	57	034019	60	034769	81
23914	73	031202	51	032717	57	034020	60	034770	81
23915	73	031204	53	032747	75	034023	60	034771	81
23927	70	031206	53	032748	75	034024	60	034772	81
23940	71	031207	53	032749	75	034033	60	034773	81
23980	39	031210	53	032750	75	034034	60	034774	81
030170	57	031219	53	032751	75	034036	60	034775	81
030181	55	031229	49	032752	75	034039	60	034776	81
030182	55	031230	49	032753	75	034040	60	034777	81
030879	65	031231	49	032754	75	034042	60,61,62	034778	81
030799	45	031232	49	032759	75	034043	60,61,62	034779	81
030800	45	031248	43	032762	75	034070	78	034780	81
030801	45	031334	35	032763	75	034076	35,67,77	034781	81
030809	67	031337	37	032764	75	034101	62	034782	81
030876	59,63	031451	59	032772	75	034104	62	034783	81
030877	59,63	031467	51	032774	75	034108	62	034784	81
030909	59	031488	51	032777	75	034184	80	034785	81
030910	59	031590	77	032778	75	034185	80	034786	81
030911	59	031670	53	032779	75	034192	81	034789	81
030912	59	031671	53	032780	75	034195	81	034795	81
030917	59	031719	41	032784	75	034199	81	034817	81
030918	65	031747	43	032785	75	034200	81	034818	81
030919	65	031750	43	032793	41	034213	82	034886	81
030922	65	031805	35	032796	53	034214	82	034910	35
030923	65	031806	41	032852	51	034215	82	034911	35
030925	65	031807	57	032865	43	034216	82	034912	35
030926	65	031808	57	032869	57	034217	82	034914	27
030936	78	031809	57	032876	51	034225	82	034916	41
030961	47	031810	57	032877	51	034227	81	034917	41
030963	47	031812	57	032878	51	034230	82	034921	63
030965	47	031813	57	032879	51	034231	82	034924	41
030968	47	031814	57	032939	73	034232	82	034904	33
030969	47	031818	57	032941	73	034233	82	034974	63
030974	47	031819	57	032942	81	034236	82	35014	49,55,70
030975	47	031844	43	032943	73	034237	82	35061	31 to 75
030980	47	031848	49	032944	75	034241	79	35067	55
030981	47	031872	53	032946	75	034243	62	35068	45,55,57
030982	47	031873	53	033027	41	034255	62	35073	53

NUMERICAL INDEX

Part No.	Page	Part No.	Page	Part No.	Page	Part No.	Page	Part No.	Page
35078	51	040081	70	040398	10	040890	17	041079	63
35159	43	040085	32	040399	25	040891	17	041080	63
35167	23	040086	32	040400	5,27,37	040892	17	041081	63
35190	51,53	040087	32	040403	15,19	040896	17	041082	63
35196	45,51	040088	32	040404	15	040897	17	041083	63
35220	5,53	040089	32	040420	33	040899	17	041087	59
35221	31,45,53	040090	32	040426	6,33	040917	62	041088	59
35223	53,70	040093	32	040428	11	040921	67	041091	69
35236	55,73	040094	32	040429	11	040925	17	041092	69
35244	31,55,69,75	040095	32	040430	11	040929	17	041099	78
35248	41	040096	32	040431	11	040930	17	041102	78
35249	43,53,73,75	040097	32	040478	49	040931	17	041110	78
35250	43,53,73,75	040098	32	040492	78	040932	17	041117	31
35252	43,75	040099	32	040493	78	040933	41	041119	69
35250	73,75	040100	32	040503	70	040936	35	041123	69
35285	45,55,70	040101	6	040512	39	040940	45	041125	69
35334	57	040104	43	040513	39	040942	25	041126	69
35335	57	040118	31	040517	39	040946	41	041128	31
35336	29,49	040128	41	040519	39	040947	41	041129	31
35337	57	040144	29	040530	39	040963	35	041130	31
35332	82,65	040145	29	040549	41	040968	35	041131	31
35399	43	040146	29	040550	55	040969	35	041132	31
35424	65	040147	29	040551	55	040973	35	041139	59
35439	5 to 75	040148	29	040552	55	040974	35	041140	59
35440	41,43,51	040149	29	040553	55	040977	55	041141	59
35467	65	040151	35	040556	55	040979	41	041142	59
35689	51,78	040152	35	040568	31	040983	61	041143	59
35712	32,51	040154	29	040570	31	040984	61	041145	59
35735	29,51,59	040156	29	040573	55	040985	61	041144	59
35772	47,51,53	040157	39	040576	67	040989	47	041147	59
35793	55	040161	39	040580	29	040990	47	041151	78
35878	55	040162	39	040585	67	040991	47	041159	17,23,27,35
35892	53	040163	39	040599	21	040992	47	041160	17
35934	57	040164	39	040601	21	040993	47	041161	21,23
35933	57	040171	80	040602	21	040994	47	041162	21
35953	45,57	040179	55	040603	21	040995	47	041165	21
36032	21 to 69	040181	53,63	040604	21	040996	47	041166	21,23
36034	21 to 69	040202	55,70	040605	21	040997	47	041167	21,23
36033	49	040204	61	040606	21	040999	67	041175	21,23
36045	59,63	040206	61	040607	21	041001	47	041176	21
36086	79	040207	61	040661	69	041002	47	041177	21,23
36093	73	040208	61	040662	69	041003	47	041179	45
36094	73	040211	61	040666	69	041004	47	041180	45
36095	73	040219	45	040669	69	041005	47	041181	45
36140	73	040220	45	040701	29	041006	47	041182	45
36141	73	040221	45	040702	29	041007	47	041183	45
36142	73	040222	45	040704	29	041008	47	041184	45
36155	79	040226	35	040705	29	041009	47	041187	49
36209	51	040265	53	040719	69	041010	47	041198	49
36269	79	040266	53	040736	79	041011	47	041192	49
36283	75	040272	80	040737	33	041012	1,47,61	041193	49
36422	49	040273	80	040739	33	041013	67	041195	49
36425	49	040276	29	040740	21,35	041014	67	041197	49
36429	79	040284	79	040742	21,23	041015	57	041199	39
36523	43	040285	79	040743	21,23	041017	47	041200	39
36707	23 to 55	040286	79	040744	17 to 35	041018	57	041201	39
36992	31	040290	27	040758	35	041019	57	041202	39
36997	45,57	040301	45	040782	41	041020	47	041203	39
36999	51,53	040302	39	040789	1,45	041021	47	041204	39
37000	51,73,75	040327	27	040781	45	041022	47	041206	39
37060	69	040328	27	040782	45	041023	47	041208	39
37131	41	040330	27	040783	45	041024	47	041211	67
37132	41	040331	27	040784	45	041025	47	041221	35
37412	49	040333	53	040786	32	041026	47	041222	29
37420	49	040334	53	040788	27	041027	47	041223	62
37431	49	040335	53	040789	37	041030	55	041224	62
37434	49	040336	53	040794	79	041033	55	041225	35
37428	49	040337	53	040796	17,21,23,35	041034	55	041227	69
37443	45	040362	33	040798	29	041037	55	041228	69
37450	39,49	040366	82	040805	27	041038	55	041230	69
37576	63	040367	82	040808	21,23	041043	45	041231	69
37684	59	040368	82	040809	21	041049	67	041234	29
37990	79	040376	82	040810	21,23	041052	31	041235	29
38203	67,78	040377	80	040831	47	041053	31	041236	29
38234	55	040378	13	040834	6	041054	31	041237	29
38296	43	040380	15	040835	6	041067	67	041239	57
38397	43	040381	15	040839	79	041068	70	041240	57
38454	43	040382	27	040842	41	041069	70	041241	57
38615	39	040383	29	040846	67	041071	70	041242	27
38561	73	040384	15	040870	61	041073	70	041243	57
38563	73	040386	15	040871	61	041075	63	041244	57
040002	62	040389	15	040872	61	041074	63	041250	27
040025	21	040390	17	040875	61	041075	63	041251	27
040026	21	040391	15	040881	32	041076	63	041252	27
040036	35	040395	27	040882	35	041077	63	041253	27
040078	70	040397	15	040889	17	041078	63	041255	37

NUMERICAL INDEX

Part No.	Page	Part No.	Page	Part No.	Page	Part No.	Page	Part No.	Page
041257	21	041919	5	042718	77	043051	81	044433	37
041258	21	041954	41	042721	77	043052	81	044434	37
041265	43	041959	5	042722	77	043053	81	044435	37
041270	59	042013	57	042723	77	043054	81	044437	37
041271	59	042014	57	042724	77	043055	81	044438	37
041273	59	042022	1,47,51	042725	77	043056	81	044439	37
041274	59	042046	43	042726	77	043057	81	044471	5
041275	59	042058	67	042727	77	043058	81	044554	60
041276	59	042060	67	042728	77	043059	81	044557	47
041277	59	042061	78	042729	77	043060	81	044558	47
041280	59	042062	78	042730	77	043061	81	044559	47
041281	59	042072	78	042731	77	043067	81	044582	62
041282	59	042120	55	042732	77	043127	23	044585	51
041283	59	042176	47	042737	77	043128	23	044811	79
041284	59	042179	47	042738	77	043129	23	044812	79
041285	67	042180	47	042739	77	043130	23	044814	79
041295	67	042184	78	042740	77	043131	23	044815	79
041298	67	042188	65	042743	77	043132	23	044818	79
041299	29	042189	65	042744	77	043133	31	044819	79
041301	41	042195	62	042745	77	043193	31	044822	79
041302	43	042257	63	042747	77	043252	31	044825	79
041303	41	042258	63	042750	77	043276	31	044828	62
041312	41	042265	5	042751	77	043278	53	044830	60
041314	41	042306	55	042752	77	043279	53	044832	51
041316	41	042325	39	042753	77	043280	53	044835	79
041318	41	042359	75	042760	41	043282	53	45174	21,23,31
041319	57	042360	75	042763	41	043283	53	45252	53
041320	43	042362	75	042763	41	043284	53	45266	55
041322	43	042364	75	042764	41	043285	53	45295	29,43
041323	43	042365	75	042767	45	043286	53	45312	32,41,57
041324	43	042401	6	042795	47	043287	53	45384	49
041328	67	042406	45	042825	47	043288	53	45496	45,55,57
041329	67	042407	33	042826	47	043289	53	45507	57
041330	21,23	042408	33	042848	45	043290	53	45543	49
041331	69	042427	63	042852	47	043294	53	45544	49
041332	21,23	042428	63	042873	73	043295	53	45546	49
041333	67	042433	45	042875	51	043298	53	46321	57
041338	43,75	042434	45	042876	51	043306	35	46419	29,75
041347	31	042438	35	042879	53	043308	35	060211	65
041348	49	042452	65	042887	61	043311	53	060212	65
041348	49	042454	65	042888	61	043323	21	060213	65
041390	45	042455	65	042898	73	043327	75	060214	65
041393	45	042458	35	042899	33	043397	1,45	060215	1,65
041394	45	042459	35	042911	53	043400	31	060216	1,65
041395	45	042460	35	042930	53	043403	31	70101	49,78
041396	45	042461	35	042938	53	043406	31	70103	62
041398	45	042464	35	042946	39	043407	31	70109	43,75
041581	35	042489	35	042948	39	043408	31	70152	51
041715	55	042490	35	042951	51	043447	53	70139	51,62
041739	45	042491	35	042952	51	043448	53	70192	61
041742	43	042492	35	042953	51	043449	31	70205	67
041743	51	042493	35	042964	47	043457	53	70271	65
041781	51	042494	35	042979	32	043460	39	70272	65
041783	1,7	042504	35	042982	47	043461	61	70273	65
041798	51	042534	41	042985	23	043465	61	70285	43
041806	51	042574	23	042986	13,32	043472	61	70291	51
041808	49	042575	23	042987	19	043484	45	70299	55,63
041810	51	042584	21	042988	11	043485	45	70312	45,57
041815	51	042606	23	042989	15	043486	53	70385	39
041827	41	042611	23	042990	15	043487	53	70400	53,59
041830	41	042613	23	042991	13	043489	53	70467	37,69
041846	17	042622	32	042993	23	043491	60	70469	21 to 78
041848	69	042623	32	042995	23	043512	53	70512	62
041851	51	042624	32	043000	75	043514	53	70516	65
041852	51	042627	32	043001	75	043515	53	70561	65
041855	51	042635	35	043002	75	043570	61	70579	55
041856	51	042636	47	043003	73	043769	79	70590	43,55,69
041857	51	042639	23	043004	73,75	043890	47	70693	55
041858	51	042631	23	043006	75	043952	35	70684	77
041859	51	042643	35	043011	62	044056	43	70865	62
041861	51	042645	23	043021	15	044058	43	70934	55
041862	51	042658	73	043026	23	044243	39	70939	51,55
041865	31	042659	73	043031	79,81	044244	39	71004	43
041866	31	042671	21	043032	81	044245	39	71014	43
041867	31	042672	23	043033	81	044246	31	71057	47
041868	31	042678	29	043034	81	044249	27	71060	65
041869	31	042687	31	043035	81	044252	31	71083	59
041871	41	042691	77	043036	81	044253	31	71084	59
041872	41	042692	77	043037	81	044254	31	71085	59
041893	31	042693	77	043038	81	044255	31	71056	59
041903	31	042694	77	043039	81	044256	31	71087	59
041911	5	042695	77	043040	81	044258	49	71093	59
041913	5	042696	77	043041	81	044371	77	71098	79
041914	5,27	042713	77	043042	81	044395	57	71113	47,51,63
041915	5	042715	77	043043	39	044398	57	71120	55
041916	13	042716	77	043045	39	C.4428	37	71121	55
041918	9	042717	77	043050	81				

NUMERICAL INDEX


Part No.	Page	Part No.	Page	Part No.	Page	Part No.	Page	Part No.	Page
71203	65	903772	6,25,29	911042	55,67	5150032	25	5150223	9
71209	73	904001	77	911043	21 to 69	5150033	19	5150226	9
71256	65	904006	73	911044	41 to 70	5150041	9	5150229	9
71329	65	904007	75	911045	55,71	5150044	9	5150300	9
71375	65	904153	31	911046	70	5150050	9	5150301	9
71439	65	904155	77	911047	65,67,78	5150051	9	5150302	9
71522	71	904204	5 to 37	911048	45	5150052	9	5150303	9
71545	21,23	904205	5 to 41	911049	37,45,55,57	5150054	5	5150304	9
71736	65	904206	5 to 33	911051	32	5150055	5	5150305	9
71759	65	904207	5,9,41	911052	43	5150057	6,33	5150310	9
71798	39	904208	5,10	911053	49,73,75	5150058	5	5150311	9
71799	39	904223	77	911058	73	5150059	5	5150312	9
71800	39	904260	11	911063	53,77	5150060	5	5150313	9
71808	39	904261	31	911081	59	5150069	6	5150314	9
71899	55	904708	41	911115	5 to 77	5150071	5	5150315	9
71927	65	905121	25,39,41	911116	11	5150089	10	5150318	9
71996	39	905123	6	911118	35	5150094	7	5150319	9
72022	70	905126	55	911131	57	5150095	7	5150322	9
72069	71	905340	45	911132	45	5150096	7	5150324	9
72071	71	905358	37	911159	57	5150097	7	5150325	9
72363	65	905360	39,80,81	911160	45,55,57	5150098	7	5150328	9
72366	49,63,65	905361	39,75,81	911168	41	5150099	7	5150330	9
72369	39	905365	25,80	911190	73	5150103	7	5150333	9
72397	71	905625	13,19	911201	6	5150105	7	5150345	13
72398	71	905656	9	911227	15	5150116	6	5150346	13
72410	55	905658	9,77	912064	37	5150129	25	5150347	13
72422	55	905657	15,23	912112	67	5150130	5	5150348	13
72425	55	905661	45	912187	5	5150140	7	5150349	13
72426	55	905662	11	912387	37	5150147	13	5150350	13
72427	55	905663	29	912725	43	5150152	27	5150361	29
72431	55	905664	25	912726	5,6,73	5150154	27	5150362	29
72432	55	905665	29,80	912729	35	5150155	27	5150372	13
72436	57	906405	73	912730	79	5150174	6	5150379	10
72462	71	906692	77	912738	13,82	5150181	5	5150380	10
72528	65	906905	39,41,80	912769	63	5150182	11	5150382	9
72596	59,67	906960	41	912840	32	5150184	11	5150394	15
72598	65	907059	35,55,57	913014	5	5150187	11	5150396	10
72601	55	910001	31	913017	13	5150188	11	5150410	5
204664	1,45	910002	15	913025	29	5150191	11	5150414	17
204751	47	910006	45	913030	31	5150192	11	5150433	13
207041	29	910023	73	913032	37	5150193	11,17	5150438	11
207046	27	910129	5	913037	37	5150195	29	5150454	6
207091	41	910145	29	913038	35	5150197	29	5150464	27
210740	62	910163	77	913039	13	5150198	29	5150502	13
211013	47	910164	35,67	913040	13	5150199	17	5150516	6
211567	73,75	910167	13	913041	15	5150201	13	5150522	13
211581	60	910173	15	913044	9	5150205	13	5150559	17
211808	75	910221	35	913045	5	5150206	13	5150560	17
602944	32	910227	29	913046	5	5150218	13	5150565	17
900405	67	910243	15	913048	15	5150220	13	5150566	17
900800	49	910244	39,55	913049	9,29	5150222	13	5150568	17
900802	7 to 55	910245	31	913112	35	5150223	17	5150572	5
900805	39,45,67	910259	57	913158	41	5150229	17	5150575	9
900806	5 to 75	910261	32	913162	35	5150230	13	5150584	19
900814	65	910262	79	913189	27,37	5150231	13	5150710	6
900818	57	910267	15	913190	5	5150233	13	5150720	31
900819	55	910268	37	913208	37	5150234	13	5150840	13
900822	78	910274	19	913217	31	5150236	13	5150846	6
900865	80	910302	49	913223	81	5150238	13	5150855	13
900872	27	910335	25,41	913256	11	5150240	13	5150856	13
900942	29,57,75	910422	31	913299	15	5150242	13	5150858	11
900970	19,45,81	910441	29	913434	77	5150246	13,15	5150863	13
901165	45	910601	15	913498	35	5150249	19	5150884	15
901217	15	910602	23 to 77	913532	31	5150250	19	5150889	15
901227	37	910603	29 to 57	913533	31	5150251	19	5150900	15
901240	13	910604	17 to 77	913676	37	5150260	19	5150907	15
901343	78	910605	27 to 41	1115479	37	5150263	19	5150908	15
901468	55	910606	21 to 73	1292039	11	5150264	19	5150909	15
901651	39	910807	70	1556346	37	5150265	19	5150906	15
901652	23,27	910808	23 to 70	3222369	41	5150266	15	5150911	15
901653	75	910809	43 to 73	3222484	29	5150268	9	5150913	15
901666	5	910810	53 to 71	3222489	29	5150269	9,15	5150917	15
901667	43	910811	65,67,70	3222555	29	5150271	6	5150941	15,19
901722	80	910813	59,73	3222617	41	5150273	10	5150942	15
901763	55	910851	73	3223068	29	5150274	10	5150946	15
901826	35	910922	5	3224176	29	5150277	10	5150951	15
901834	35	910990	15	5051518	37	5150279	13	5150990	19
903093	57	911005	57	5150013	5	5150280	13	5150994	19
903628	5 to 29	911023	35	5150014	5	5150281	13	5151121	17
903629	67	911025	57	5150017	6	5150283	13	5151122	5
903628	77	911026	29,39	5150020	5,27,37,77	5150286	13	5151151	13
903631	10	911028	67,69	5150023	5	5150288	9	5151154	5
903641	5	911031	71	5150024	5	5150289	9	5151159	5
903731	1,45	911037	43	5150025	10	5150290	9	5151167	25
903742	77	911040	11,41	5150026	10	5150291	9	5151199	29
903771	11,15	911041	5 to 77	5150027	10	5150292	9	5151190	29

NUMERICAL INDEX

Part No.	Page	Part No.	Page	Part No.	Page	Part No.	Page	Part No.	Page
5151191	29	5152778	37	5153285	25	5153350	25	5155927	.6
5151197	25	5152779	37	5153286	25	5153351	.5	5155928	.6
5151206	25	5152790	25	5153315	37	5153357	.6	5155929	.6
5151217	.6	5152804	13	5153334	13	5153362	15	5156228	25
5151252	25	5152814	10	5153347	13	5153366	15	5156229	25
5151266	.9	5152878	.5	5153357	37	5153374	25	5156498	13
5151309	.6	5152879	.5	5153358	37	5153904	15	5226029	17
5151317	.7	5152897	37	5153372	.5	5153914	10	5226186	19
5151318	.7	5152899	37	5153373	.6	5153938	13	5226394	19
5151350	.7	5152900	37	5153383	37	5153951	10	5226396	19
5151370	25	5152901	37	5153385	37	5153954	10	5226397	19
5151372	13	5152902	37	5153386	37	5153972	25	5226400	19
5151400	25	5152909	37	5153388	37	5153976	.9	5226407	19
5151410	11	5152918	.6	5153389	37	5153978	.9	5226409	19
5151411	11	5152928	15	5153390	37	5154066	37	5226410	19
5151412	11	5152929	15	5153395	37	5154078	29	5226411	19
5151414	.5	5152932	15	5153405	15	5154104	15	5226413	19
5151420	.6	5152938	15	5153407	15	5154125	37	5226414	19
5151430	.5	5152939	15	5153416	.7	5154144	.7	5226415	19
5151461	25	5152940	15	5153443	11	5154156	5,6,13	5226560	19
5151467	27	5152941	15	5153474	11	5154177	5,9	5226563	19
5151519	15	5152942	15	5153496	.7	5154182	25	5226564	19
5151528	.7	5152944	15	5153553	25	5154199	25	5226565	19
5151576	.5	5152962	15	5153558	.7	5154268	.5	5226567	19
5151595	.5	5152979	.6	5153560	11	5154360	.7	5226570	19
5151601	.9	5152992	25	5153562	.7	5154318	10	5226710	19
5151615	15	5152993	25	5153574	.6	5154332	.7	5226717	19
5151741	.9	5152994	25	5153575	.6	5154360	.7	5226719	19
5151879	13	5153001	10	5153582	.6	5154398	13	5226723	19
5151893	.5	5153002	15	5153583	.6	5154399	13	5226888	19
5151907	37	5153003	15	5153584	.7	5154400	13	5226901	19
5151908	37	5153004	15	5153585	.7	5154401	17	5226913	19
5151909	37	5153005	15	5153590	.7	5154419	.7	5230007	17
5151910	37	5153007	15	5153592	.7	5154448	15	5230010	17
5151920	37	5153046	27	5153615	25	5154637	13	5230013	17
5151921	37,77	5153059	15	5153616	25	5154639	13	5230014	17
5151922	37	5153060	15	5153618	19	5154669	.6	5230015	17
5151936	10	5153069	.5	5153623	.6	5154684	15	5230016	17
5152239	15	5153075	.7	5153626	25	5154688	.5	5230018	17
5152613	25	5153076	.7	5153627	25	5154679	.6	5230019	17
5152617	25	5153117	.5	5153682	11	5154880	.6	5230020	17
5152837	.5	5153139	5,37	5153737	.9	5154881	15	5230021	17
5152874	37,77	5153170	15	5153756	11	5154969	.5	5230022	17
5152707	25	5153192	15	5153773	.7	5155026	25	5230027	17
5152719	25	5153228	27	5153779	.6	5155331	.5	5230028	17
5152720	25	5153229	27	5153782	.6	5155605	25	5230029	17
5152721	25	5153236	29	5153787	.6	5155924	.6	5230031	17
5152743	.6	5153247	25	5153788	.6	5155925	.6	5230050	17
5152774	37	5153284	25	5153835	.6	5155926	.6	8501323	27




# EQUIPMENT FOR EVERY JOB




Power unit in five sizes (19 to 110 H.P.) provide economical, dependable power for crushers, pumps, conveyors, sawmills, and compressors.


Every job requires special types of equipment due to its particular conditions. To meet these special conditions, Allis-Chalmers and its allied equipment manufacturers have designed a complete line of construction and logging equipment. No matter what job you tackle, there is an A-C product to successfully and economically help you do that job. "It doesn't cost—it pays to own Allis-Chalmers equipment."




Three Diesel crawler tractors (60 to 132 H.P.) offer smooth 2-cycle Diesel power and can be equipped with many types of allied equipment.



Industrial wheel tractors will do your hauling and can be equipped with numerous attachments—available in four sizes (13.5 to 50.5 H.P.)



Power-controlled graders with the unique leaning frame feature will handle your road construction, ditching and bank cutting.



Four gasoline crawler tractors (32.5 to 91.5 H.P.) provide low cost, dependable power for every job.



The low-cost W-patrol will handle your maintenance, light ditching and construction at a minimum cost.

## GO A-C ALL THE WAY