


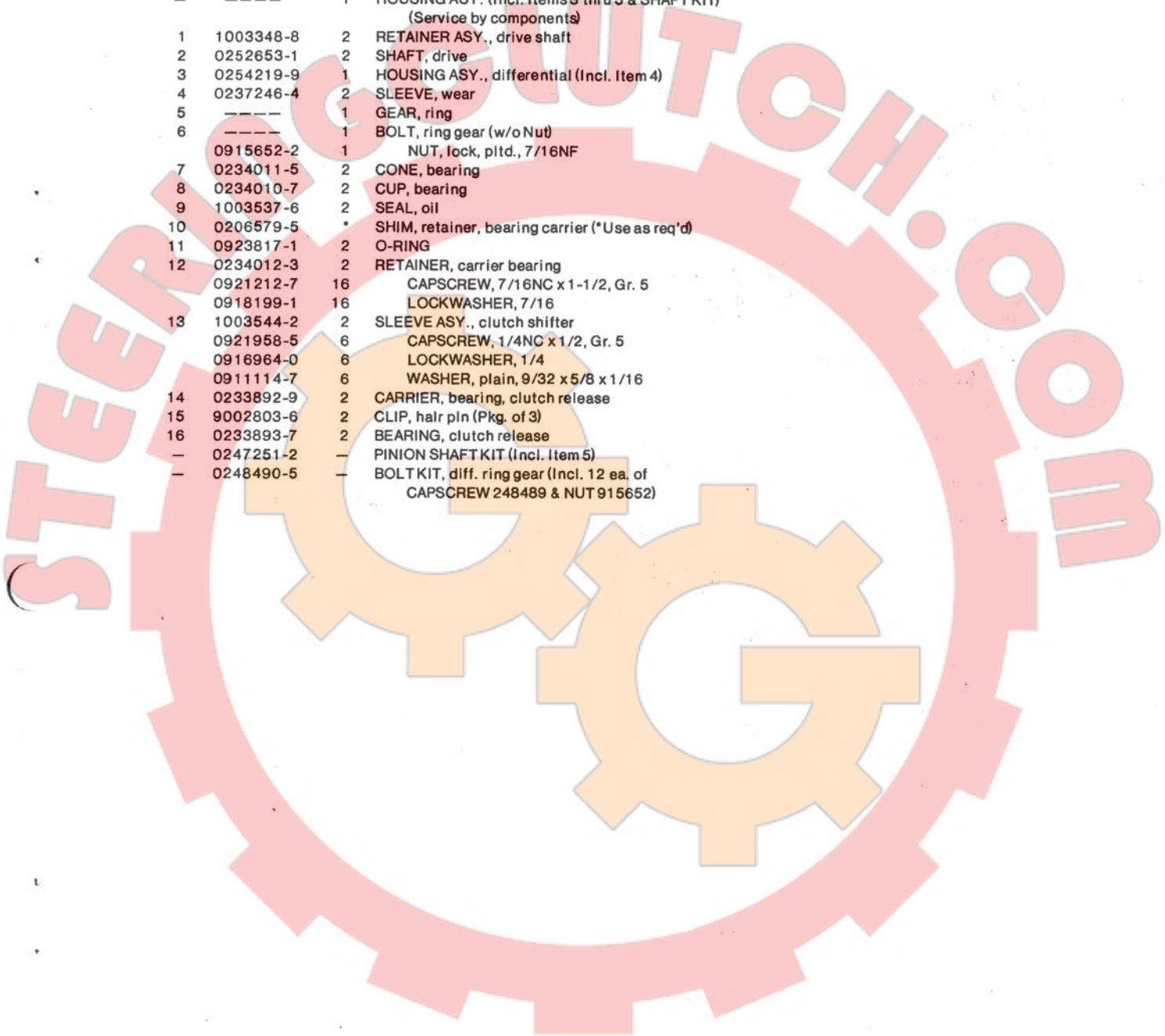
DRIVE SHAFT & RING GEAR
R.H. SIDE SHOWN



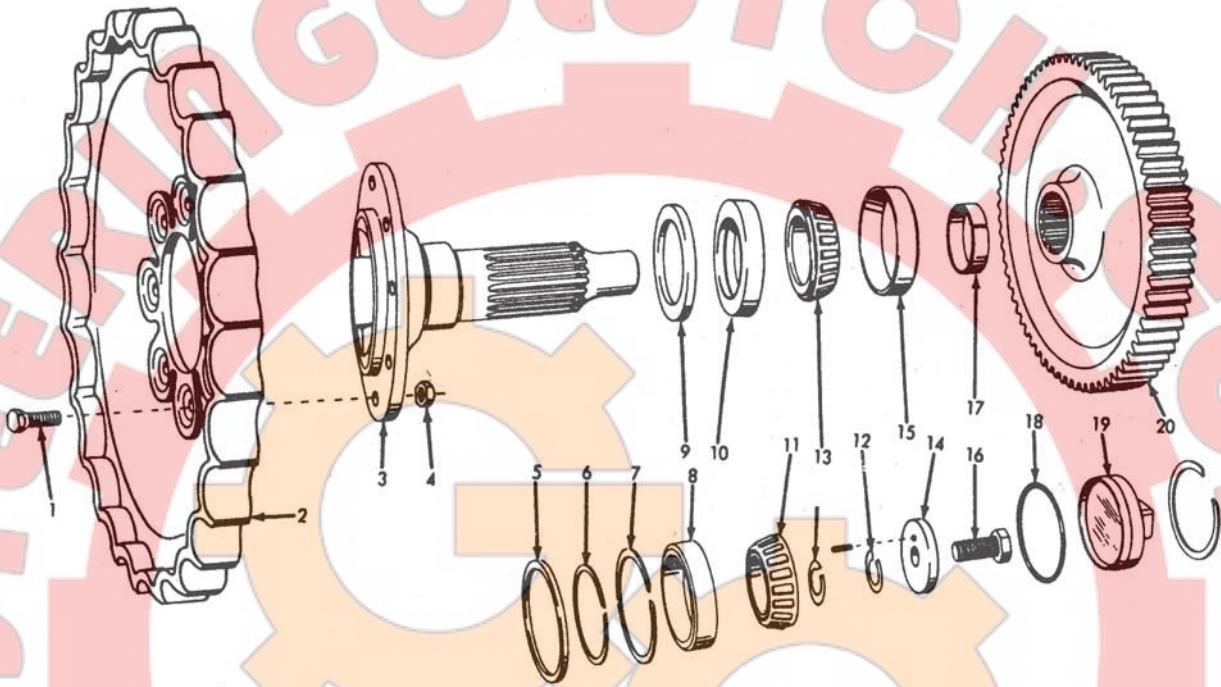
650 SERIES TRACTORS
DRIVE TRAIN

DRIVE SHAFT & RING GEAR
R.H. SIDE SHOWN

ITEM	NUMBER	QTY.	DESCRIPTION
--	-----	1	HOUSING ASY. (Incl. Items 3 thru 5 & SHAFT KIT) (Service by components)
1	1003348-8	2	RETAINER ASY., drive shaft
2	0252653-1	2	SHAFT, drive
3	0254219-9	1	HOUSING ASY., differential (Incl. Item 4)
4	0237246-4	2	SLEEVE, wear
5	-----	1	GEAR, ring
6	-----	1	BOLT, ring gear (w/o Nut)
	0915652-2	1	NUT, lock, pltd., 7/16NF
7	0234011-5	2	CONE, bearing
8	0234010-7	2	CUP, bearing
9	1003537-6	2	SEAL, oil
10	0206579-5	*	SHIM, retainer, bearing carrier (*Use as req'd)
11	0923817-1	2	O-RING
12	0234012-3	2	RETAINER, carrier bearing
	0921212-7	16	CAPSCREW, 7/16NC x 1-1/2, Gr. 5
	0918199-1	16	LOCKWASHER, 7/16
13	1003544-2	2	SLEEVE ASY., clutch shifter
	0921958-5	6	CAPSCREW, 1/4NC x 1/2, Gr. 5
	0916964-0	6	LOCKWASHER, 1/4
	0911114-7	6	WASHER, plain, 9/32 x 5/8 x 1/16
14	0233892-9	2	CARRIER, bearing, clutch release
15	9002803-6	2	CLIP, hair pln (Pkg. of 3)
16	0233893-7	2	BEARING, clutch release
--	0247251-2	--	PINION SHAFT KIT (Incl. Item 5)
--	0248490-5	--	BOLT KIT, diff. ring gear (Incl. 12 ea. of CAPSCREW 248489 & NUT 915652)



SPROCKET & AXLE
FINAL DRIVE

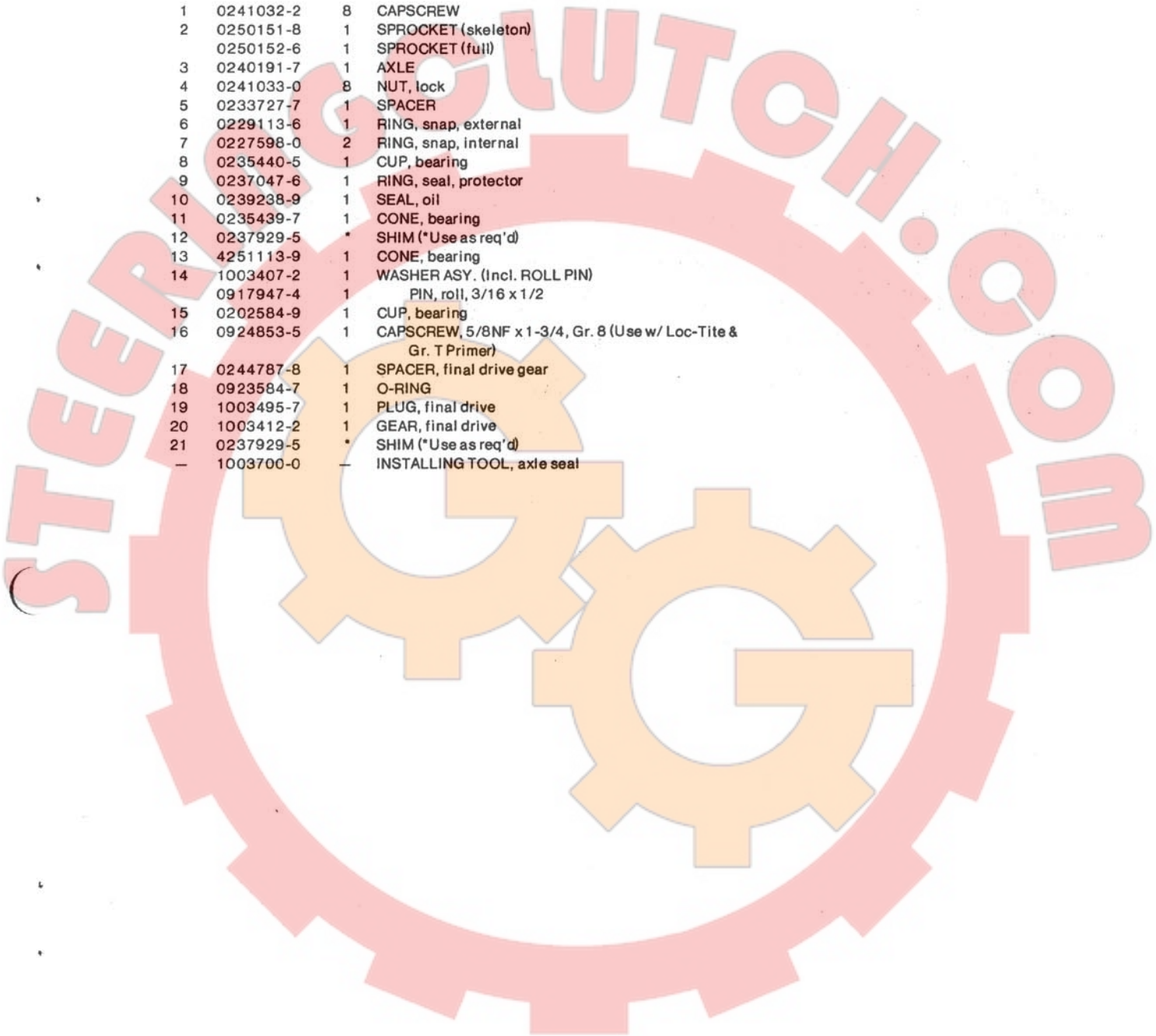


650 SERIES TRACTORS
DRIVE TRAIN

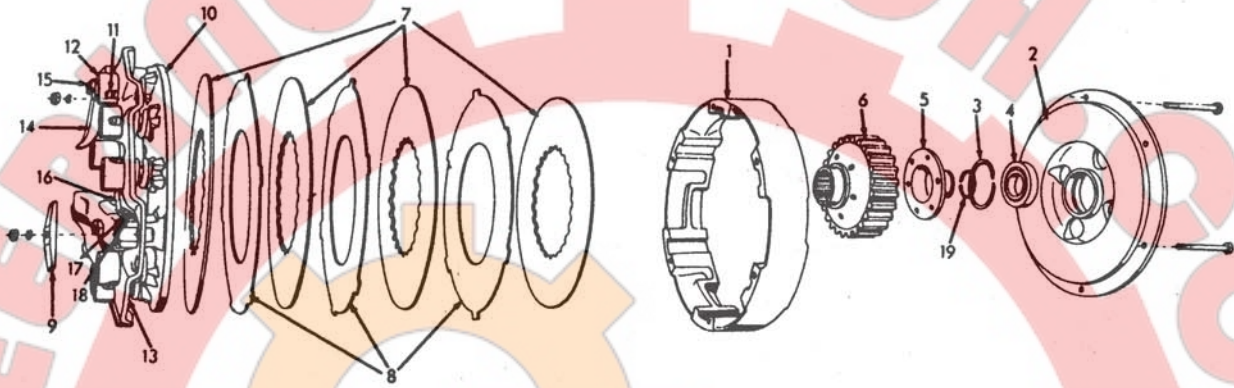
147

SPROCKET & AXLE
FINAL DRIVE

ITEM	NUMBER	QTY.	DESCRIPTION
1	0241032-2	8	CAPSCREW
2	0250151-8	1	SPROCKET (skeleton)
	0250152-6	1	SPROCKET (full)
3	0240191-7	1	AXLE
4	0241033-0	8	NUT, lock
5	0233727-7	1	SPACER
6	0229113-6	1	RING, snap, external
7	0227598-0	2	RING, snap, internal
8	0235440-5	1	CUP, bearing
9	0237047-6	1	RING, seal, protector
10	0239238-9	1	SEAL, oil
11	0235439-7	1	CONE, bearing
12	0237929-5	*	SHIM (*Use as req'd)
13	4251113-9	1	CONE, bearing
14	1003407-2	1	WASHER ASY. (Incl. ROLL PIN)
	0917947-4	1	PIN, roll, 3/16 x 1/2
15	0202584-9	1	CUP, bearing
16	0924853-5	1	CAPSCREW, 5/8NF x 1-3/4, Gr. 8 (Use w/ Loc-Tite & Gr. T Primer)
17	0244787-8	1	SPACER, final drive gear
18	0923584-7	1	O-RING
19	1003495-7	1	PLUG, final drive
20	1003412-2	1	GEAR, final drive
21	0237929-5	*	SHIM (*Use as req'd)
-	1003700-0	-	INSTALLING TOOL, axle seal



STEERING CLUTCH



650 SERIES TRACTORS
DRIVE TRAIN

STEERING CLUTCH

ITEM	NUMBER	QTY.	DESCRIPTION
-	1013566-3	4	CLUTCH ASY., steering (Also use 1003722 & 6 of 1003720)
1	0252552-5	2	DRUM, brake
2	0252551-7	2	FLYWHEEL, clutch (Prior S/N 7277)
	1003724-0	2	FLYWHEEL, clutch (Eff. S/N 7277 & Up)
	0918162-9	6	CAPSCREW, 3/8NC x 3-1/2
	0926153-8	6	CAPSCREW, 3/8NC x 4-1/2, Gr. 8
	0926696-6	6	NUT, lock, pltd., 3/8NC
3	0233882-0	2	RING, snap
4	0254684-4	2	BEARING, pilot
5	0233884-6	2	PILOT, bearing
	0915813-0	12	CAPSCREW, 5/16NC x 7/8, Gr. 5
	0917356-8	12	LOCKWASHER, 5/16
6	0233885-3	2	HUB, driving disk
7	1010964-3	8	DISK, driving
8	0233886-1	6	DISK, driven
9	0252546-7	6	CLAMP, pressure plate
	0918062-1	6	CAPSCREW, 3/8NC x 3-1/2, Gr. 8
	0926696-6	6	NUT, lock, pltd., 3/8NC
10	0230423-6	2	PLATE, pressure
	0252548-3	2	PLATE ASY., pressure (Incl. Items 11 thru 18 & SEAT & CLIP)
11	0233889-5	18	SPRING, pressure
12	0234073-5	18	CUP, spring
13	0252549-1	2	PLATE ASY., back (Incl. SEAT)
14	0230380-8	6	LEVER, release
15	0229601-0	6	SCREW, adjusting
	0910876-2	18	NUT, jam, 7/16NF
16	0230361-8	6	SPRING, lever
17	0229603-6	6	PIN, lever
	0918448-2	18	PIN, cotter, 3/32 x 5/8
18	0229814-9	6	WASHER, spring
19	0229285-2	2	RING, snap, pilot bearing

